

Average RPI Win:	79	WON-LOST	WINNING	LAST 10	STRENGTH OF	OPP. STRENGTH	TEAM	ADJ.	CONF.	ADJ CONF.
Average RPI Loss:	0	RECORD	PCT. RANK	GAMES	SCHEDULE	OF SCHEDULE	RPI	RPI	RPI	RPI
DIV. I ONLY	23- 0	1	10- 0	17	2	1	1	2	2	
DIV. I NON-CONF.	13- 0	1	2- 0	19	5	3	3	2	2	
TOTALS	RPI 1-25	RPI 26-50	W-L RECORDS	RPI 51-100	RPI 101-150	RPI 150+				
23- 0	5- 0	6- 0	OVERALL	7- 0	3- 0	2- 0				
12- 0	1- 0	4- 0	HOME	3- 0	2- 0	2- 0				
10- 0	4- 0	2- 0	AWAY	3- 0	1- 0	0- 0				
1- 0	0- 0	0- 0	NEUTRAL	1- 0	0- 0	0- 0				
13- 0	2- 0	5- 0	NON-CONFERENCE	4- 0	0- 0	2- 0				
7- 0	0- 0	4- 0	HOME	1- 0	0- 0	2- 0				
5- 0	2- 0	1- 0	AWAY	2- 0	0- 0	0- 0				
1- 0	0- 0	0- 0	NEUTRAL	1- 0	0- 0	0- 0				
10- 0	3- 0	1- 0	CONFERENCE	3- 0	3- 0	0- 0				
5- 0	1- 0	0- 0	HOME	2- 0	2- 0	0- 0				
5- 0	2- 0	1- 0	AWAY	1- 0	1- 0	0- 0				
0- 0	0- 0	0- 0	NEUTRAL	0- 0	0- 0	0- 0				

RPI	S	Opponent	Score	RPI	S	Opponent	Score	RPI	S	Opponent	Score	RPI	S	Opponent	Score
4	A	Duke	88 67	29	A	Florida St.	81 60	55	A	Virginia	79 72	111	H	Virginia Tech	74 48
6	A	Tennessee	86 70	31	H	Central Mich.	106 72	67	A	Penn	76 54	123	A	Pittsburgh	109 66
11	A	Penn St.	77 67	34	A	Oregon St.	70 58	76	H	UCLA	90 48	137	H	Clemson	71 51
17	H	Syracuse	101 64	35	H	DePaul	92 76	78	N	Duquesne	100 61	289	H	UNC Wilmington	99 50
24	A	Maryland	87 83	43	H	Michigan St.	81 62	85	A	Michigan	86 64	321	H	Valparaiso	96 46
				46	H	South Dakota St.	94 51	91	H	Miami (FL)	79 52				
								99	H	Boston College	95 53				
LAST 12 Division I GAMES:															
17	H	Syracuse	101 64	6	A	Tennessee	86 70								
29	A	Florida St.	81 60	123	A	Pittsburgh	109 66								
4	A	Duke	88 67	55	A	Virginia	79 72								
111	H	Virginia Tech	74 48	99	H	Boston College	95 53								
24	A	Maryland	87 83	137	H	Clemson	71 51								
91	H	Miami (FL)	79 52	46	H	South Dakota St.	94 51								

Non-Div I Games:

Notre Dame

Stanford

Through Games Of Feb. 9, 2014

Average RPI Win:	81	WON-LOST	WINNING	LAST 10	STRENGTH OF	OPP. STRENGTH	TEAM	ADJ.	CONF.	ADJ CONF.
Average RPI Loss:	48	RECORD	PCT. RANK	GAMES	SCHEDULE	OF SCHEDULE	RPI	RPI	RPI	RPI
DIV. I ONLY	22- 2	4	9- 1	7	5	2	2	5	5	
DIV. I NON-CONF.	11- 1	18	0- 0	3	7	2	2	4	4	
TOTALS	RPI 1-25	RPI 26-50	W-L RECORDS	RPI 51-100	RPI 101-150	RPI 150+				
22- 2	6- 1	3- 0	OVERALL	8- 1	0- 0	5- 0				
10- 0	2- 0	2- 0	HOME	4- 0	0- 0	2- 0				
9- 2	3- 1	0- 0	AWAY	3- 1	0- 0	3- 0				
3- 0	1- 0	1- 0	NEUTRAL	1- 0	0- 0	0- 0				
11- 1	3- 1	2- 0	NON-CONFERENCE	3- 0	0- 0	3- 0				
5- 0	1- 0	1- 0	HOME	1- 0	0- 0	2- 0				
3- 1	1- 1	0- 0	AWAY	1- 0	0- 0	1- 0				
3- 0	1- 0	1- 0	NEUTRAL	1- 0	0- 0	0- 0				
11- 1	3- 0	1- 0	CONFERENCE	5- 1	0- 0	2- 0				
5- 0	1- 0	1- 0	HOME	3- 0	0- 0	0- 0				
6- 1	2- 0	0- 0	AWAY	2- 1	0- 0	2- 0				
0- 0	0- 0	0- 0	NEUTRAL	0- 0	0- 0	0- 0				

RPI 1-25				Team's RPI: 2		RPI 26-50				RPI 51-100				RPI 101+							
RPI	S	Opponent	Score			RPI	S	Opponent	Score			RPI	S	Opponent	Score		RPI	S	Opponent	Score	
3	A	UConn	57	76		26	H	Gonzaga	73	45		53	H	Southern California	86	59	151	A	Utah	87	61
6	H	Tennessee	76	70		34	H	Oregon St.	89	67		72	H	Oregon	96	66	154	H	UC Davis	66	48
9	N	Purdue	86	69		46	N	South Dakota St.	80	60		76	H	UCLA	72	55	164	A	Fresno St.	86	54
18	A	California	79	64								77	N	FGCU	83	59	239	A	Arizona	96	52
18	H	California	70	64								80	A	Washington St.	77	69	249	H	New Mexico	75	41
20	A	Texas	63	54								82	H	Cal Poly	86	51					
22	A	Arizona St.	80	56								84	A	Colorado	87	77					
												92	A	Washington	82	87					
												99	A	Boston College	83	71					
LAST 12 Division I GAMES:																					
92	A	Washington	82	87		22	A	Arizona St.	80	56											
80	A	Washington St.	77	69		239	A	Arizona	96	52											
18	A	California	79	64								84	A	Colorado	87	77					
18	H	California	70	64								151	A	Utah	87	61					
53	H	Southern California	86	59								34	H	Oregon St.	89	67					
76	H	UCLA	72	55								72	H	Oregon	96	66					

Non-Div I Games:

Stanford

■ Loss,
■ Non-Conf, S Site,
■ Home
■ Away
N Neutral

Average RPI Win:	96	WON-LOST	WINNING	LAST 10	STRENGTH OF	OPP. STRENGTH	TEAM	ADJ.	CONF.	ADJ CONF.
Average RPI Loss:	0	RECORD	PCT. RANK	GAMES	SCHEDULE	OF SCHEDULE	RPI	RPI	RPI	RPI
DIV. I ONLY	25- 0	1	10- 0	26	4	3	3	6	6	
DIV. I NON-CONF.	13- 0	1	1- 0	9	2	1	1	6	6	
TOTALS	RPI 1-25		RPI 26-50	W-L RECORDS	RPI 51-100	RPI 101-150	RPI 150+			
25- 0	7- 0		2- 0	OVERALL	6- 0	4- 0	6- 0			
14- 0	2- 0		0- 0	HOME	5- 0	2- 0	5- 0			
9- 0	4- 0		1- 0	AWAY	1- 0	2- 0	1- 0			
2- 0	1- 0		1- 0	NEUTRAL	0- 0	0- 0	0- 0			
13- 0	6- 0		1- 0	NON-CONFERENCE	2- 0	0- 0	4- 0			
7- 0	1- 0		0- 0	HOME	2- 0	0- 0	4- 0			
4- 0	4- 0		0- 0	AWAY	0- 0	0- 0	0- 0			
2- 0	1- 0		1- 0	NEUTRAL	0- 0	0- 0	0- 0			
12- 0	1- 0		1- 0	CONFERENCE	4- 0	4- 0	2- 0			
7- 0	1- 0		0- 0	HOME	3- 0	2- 0	1- 0			
5- 0	0- 0		1- 0	AWAY	1- 0	2- 0	1- 0			
0- 0	0- 0		0- 0	NEUTRAL	0- 0	0- 0	0- 0			

RPI	S	Opponent	Score	RPI	S	Opponent	Score	RPI	S	Opponent	Score	RPI	S	Opponent	Score
2	H	Stanford	76 57	45	A	Rutgers	94 64	58	H	St. Bonaventure	88 39	131	A	Memphis	90 49
4	A	Duke	83 61	47	N	Ohio St.	70 49	65	A	Temple	93 56	131	H	Memphis	83 49
7	H	Louisville	81 64					65	H	Temple	80 36	138	A	Cincinnati	86 29
11	A	Penn St.	71 52					70	H	SMU	102 41	138	H	Cincinnati	67 34
16	A	Baylor	66 55					72	H	Oregon	114 68	154	H	UC Davis	97 37
18	N	California	80 47					86	H	South Fla.	81 53	177	A	UCF	77 49
24	A	Maryland	72 55									186	H	Boston U.	96 38
												203	H	Hartford	89 34
												256	H	Houston	90 40
												301	H	Monmouth	100 46
LAST 12 Division I GAMES:															
7	H	Louisville	81 64	45	A	Rutgers	94 64	16	A	Baylor	66 55	65	H	Temple	80 36
70	H	SMU	102 41	16	A	Baylor	66 55	256	H	Houston	90 40	131	A	Memphis	90 49
138	A	Cincinnati	86 29	65	H	Temple	80 36	177	A	UCF	77 49				
65	A	Temple	93 56												
86	H	South Fla.	81 53												
131	H	Memphis	83 49												

Non-Div I Games:

UConn

■ Loss,
 ■ Non-Conf, S Site,
 ■ Home
 ■ Away
 N Neutral

Average RPI Win:	81	WON-LOST	WINNING	LAST 10	STRENGTH OF	OPP. STRENGTH	TEAM	ADJ.	CONF.	ADJ CONF.
Average RPI Loss:	2	RECORD	PCT. RANK	GAMES	SCHEDULE	OF SCHEDULE	RPI	RPI	RPI	RPI
DIV. I ONLY	22- 2	4	9- 1	6	1	4	4	2	2	
DIV. I NON-CONF.	13- 1	8	2- 0	10	4	5	5	2	2	
TOTALS	RPI 1-25	RPI 26-50	W-L RECORDS	RPI 51-100	RPI 101-150	RPI 150+				
22- 2	5- 2	4- 0	OVERALL	4- 0	7- 0	2- 0				
9- 2	2- 2	0- 0	HOME	3- 0	3- 0	1- 0				
10- 0	3- 0	3- 0	AWAY	1- 0	3- 0	0- 0				
3- 0	0- 0	1- 0	NEUTRAL	0- 0	1- 0	1- 0				
13- 1	4- 1	2- 0	NON-CONFERENCE	1- 0	4- 0	2- 0				
6- 1	2- 1	0- 0	HOME	1- 0	2- 0	1- 0				
4- 0	2- 0	1- 0	AWAY	0- 0	1- 0	0- 0				
3- 0	0- 0	1- 0	NEUTRAL	0- 0	1- 0	1- 0				
9- 1	1- 1	2- 0	CONFERENCE	3- 0	3- 0	0- 0				
3- 1	0- 1	0- 0	HOME	2- 0	1- 0	0- 0				
6- 0	1- 0	2- 0	AWAY	1- 0	2- 0	0- 0				
0- 0	0- 0	0- 0	NEUTRAL	0- 0	0- 0	0- 0				

RPI S	Opponent	Score	RPI S	Opponent	Score	RPI S	Opponent	Score	RPI S	Opponent	Score
1	H Notre Dame	67 88	29	A Florida St.	85 77	55	H Virginia	90 55	103	A Marquette	78 61
3	H UConn	61 83	31	N Central Mich.	97 64	83	H Alabama	92 57	106	N Kansas	73 40
9	H Purdue	99 78	36	A Oklahoma	94 85	91	A Miami (FL)	76 75	111	A Virginia Tech	74 70
15	H Vanderbilt	88 69	40	A Georgia Tech	64 47	99	H Boston College	78 57	118	H Albany (NY)	80 51
17	A Syracuse	86 53							123	H Pittsburgh	111 67
18	A California	70 58							137	A Clemson	78 51
21	A Kentucky	69 61							147	H USC Upstate	123 40
									172	H Old Dominion	87 63
									214	N Xavier	81 54
LAST 12 Division I GAMES:											
137	A Clemson	78 51	55	H Virginia	90 55						
1	H Notre Dame	67 88	99	H Boston College	78 57						
91	A Miami (FL)	76 75	17	A Syracuse	86 53						
123	H Pittsburgh	111 67	40	A Georgia Tech	64 47						
29	A Florida St.	85 77	172	H Old Dominion	87 63						
111	A Virginia Tech	74 70	21	A Kentucky	69 61						

Non-Div I Games:

Duke

■ Loss,
 ■ Non-Conf, S Site,
 ■ Home
 ■ Away
 N Neutral

Average RPI Win:	109	WON-LOST	WINNING	LAST 10	STRENGTH OF	OPP. STRENGTH	TEAM	ADJ.	CONF.	ADJ CONF.
Average RPI Loss:	14	RECORD	PCT. RANK	GAMES	SCHEDULE	OF SCHEDULE	RPI	RPI	RPI	RPI
DIV. I ONLY	18- 6	43	6- 4	1	38	5	5	1	1	
DIV. I NON-CONF.	11- 2	31	1- 0	6	107	6	6	1	1	
TOTALS	RPI 1-25	RPI 26-50	W-L RECORDS	RPI 51-100	RPI 101-150	RPI 150+				
18- 6	2- 6	1- 0	OVERALL	7- 0	4- 0	4- 0				
10- 1	1- 1	0- 0	HOME	5- 0	2- 0	2- 0				
6- 5	1- 5	0- 0	AWAY	1- 0	2- 0	2- 0				
2- 0	0- 0	1- 0	NEUTRAL	1- 0	0- 0	0- 0				
11- 2	1- 2	1- 0	NON-CONFERENCE	4- 0	1- 0	4- 0				
6- 0	1- 0	0- 0	HOME	2- 0	1- 0	2- 0				
3- 2	0- 2	0- 0	AWAY	1- 0	0- 0	2- 0				
2- 0	0- 0	1- 0	NEUTRAL	1- 0	0- 0	0- 0				
7- 4	1- 4	0- 0	CONFERENCE	3- 0	3- 0	0- 0				
4- 1	0- 1	0- 0	HOME	3- 0	1- 0	0- 0				
3- 3	1- 3	0- 0	AWAY	0- 0	2- 0	0- 0				
0- 0	0- 0	0- 0	NEUTRAL	0- 0	0- 0	0- 0				

RPI	S	Opponent	Score	RPI	S	Opponent	Score	RPI	S	Opponent	Score	RPI	S	Opponent	Score
6	A	Tennessee	80 77	45	N	Rutgers	69 65	52	H	Florida	82 68	109	A	Missouri	87 68
7	A	Louisville	67 88					60	H	Auburn	71 60	109	H	Missouri	75 58
10	H	Saint Joseph's	80 64					77	H	FGCU	69 46	129	H	Indiana St.	83 66
12	A	North Carolina St.	79 89					85	N	Michigan	64 62	140	A	Ole Miss	66 56
13	A	Texas A&M	67 72					89	H	Mississippi St.	65 56	162	A	UALR	58 51
13	H	Texas A&M	48 52					90	A	Tulane	63 35	212	H	Stephen F. Austin	86 58
15	A	Vanderbilt	70 79					93	H	Hampton	73 54	221	A	Louisiana Tech	81 69
21	A	Kentucky	56 63									280	H	Jackson St.	72 45
LAST 12 Division I GAMES:															
13	A	Texas A&M	67 72	15	A	Vanderbilt	70 79								
109	H	Missouri	75 58	109	A	Missouri	87 68								
21	A	Kentucky	56 63	52	H	Florida	82 68								
89	H	Mississippi St.	65 56	13	H	Texas A&M	48 52								
140	A	Ole Miss	66 56	90	A	Tulane	63 35								
60	H	Auburn	71 60	6	A	Tennessee	80 77								

Non-Div I Games:

LSU

■ Loss,
 ■ Non-Conf,
 ■ S Site,
 ■ H Home
 ■ A Away
 N Neutral

Tennessee

Through Games Of Feb. 9, 2014

Average RPI Win:	107	WON-LOST	WINNING	LAST 10	STRENGTH OF	OPP. STRENGTH	TEAM	ADJ.	CONF.	ADJ CONF.
Average RPI Loss:	6	RECORD	PCT. RANK	GAMES	SCHEDULE	OF SCHEDULE	RPI	RPI	RPI	RPI
DIV. I ONLY	19- 4	18	8- 2	5	12	6	6	1	1	
DIV. I NON-CONF.	11- 2	31	1- 1	12	16	9	9	1	1	
TOTALS	RPI 1-25	RPI 26-50	W-L RECORDS	RPI 51-100	RPI 101-150	RPI 150+				
19- 4	2- 4	4- 0	OVERALL	7- 0	2- 0	4- 0				
10- 2	1- 2	2- 0	HOME	2- 0	1- 0	4- 0				
7- 2	1- 2	2- 0	AWAY	3- 0	1- 0	0- 0				
2- 0	0- 0	0- 0	NEUTRAL	2- 0	0- 0	0- 0				
11- 2	1- 2	4- 0	NON-CONFERENCE	2- 0	0- 0	4- 0				
7- 1	1- 1	2- 0	HOME	0- 0	0- 0	4- 0				
2- 1	0- 1	2- 0	AWAY	0- 0	0- 0	0- 0				
2- 0	0- 0	0- 0	NEUTRAL	2- 0	0- 0	0- 0				
8- 2	1- 2	0- 0	CONFERENCE	5- 0	2- 0	0- 0				
3- 1	0- 1	0- 0	HOME	2- 0	1- 0	0- 0				
5- 1	1- 1	0- 0	AWAY	3- 0	1- 0	0- 0				
0- 0	0- 0	0- 0	NEUTRAL	0- 0	0- 0	0- 0				

RPI 1-25				RPI 26-50				RPI 51-100				RPI 101+			
RPI	S	Opponent	Score	RPI	S	Opponent	Score	RPI	S	Opponent	Score	RPI	S	Opponent	Score
1	H	Notre Dame	70 86	28	A	Middle Tenn.	67 57	52	H	Florida	89 69	140	A	Ole Miss	77 65
2	A	Stanford	70 76	33	A	North Carolina	81 65	55	N	Virginia	76 67	140	H	Ole Miss	94 70
5	H	LSU	77 80	40	H	Georgia Tech	87 76	57	A	Georgia	85 70	220	H	Oakland	84 50
13	A	Texas A&M	76 55	49	H	Chattanooga	80 56	70	N	SMU	87 47	264	H	Troy	103 64
15	A	Vanderbilt	63 74					74	H	Arkansas	70 60	293	H	Tennessee St.	94 43
20	H	Texas	75 61					83	A	Alabama	64 54	318	H	Lipscomb	110 42
								89	A	Mississippi St.	67 63				
LAST 12 Division I GAMES:															
				140	A	Ole Miss	77 65	89	A	Mississippi St.	67 63				
				83	A	Alabama	64 54	15	A	Vanderbilt	63 74				
				74	H	Arkansas	70 60	140	H	Ole Miss	94 70				
				13	A	Texas A&M	76 55	57	A	Georgia	85 70				
				52	H	Florida	89 69	5	H	LSU	77 80				
				1	H	Notre Dame	70 86	318	H	Lipscomb	110 42				

Non-Div I Games:

Tennessee

■ Loss,
■ Non-Conf, S Site,
■ Home
■ Away
N Neutral

Louisville

Through Games Of Feb. 9, 2014

Average RPI Win:	119	WON-LOST	WINNING	LAST 10	STRENGTH OF	OPP. STRENGTH	TEAM	ADJ.	CONF.	ADJ CONF.
Average RPI Loss:	12	RECORD	PCT. RANK	GAMES	SCHEDULE	OF SCHEDULE	RPI	RPI	RPI	RPI
DIV. I ONLY	23- 2	3	9- 1	42	23	7	7	6	6	
DIV. I NON-CONF.	12- 1	11	0- 0	40	14	8	8	6	6	
TOTALS	RPI 1-25	RPI 26-50	W-L RECORDS	RPI 51-100	RPI 101-150	RPI 150+				
23- 2	1- 2	3- 0	OVERALL	7- 0	5- 0	7- 0				
14- 0	1- 0	1- 0	HOME	4- 0	4- 0	4- 0				
9- 2	0- 2	2- 0	AWAY	3- 0	1- 0	3- 0				
0- 0	0- 0	0- 0	NEUTRAL	0- 0	0- 0	0- 0				
12- 1	1- 1	2- 0	NON-CONFERENCE	2- 0	3- 0	4- 0				
9- 0	1- 0	1- 0	HOME	2- 0	2- 0	3- 0				
3- 1	0- 1	1- 0	AWAY	0- 0	1- 0	1- 0				
0- 0	0- 0	0- 0	NEUTRAL	0- 0	0- 0	0- 0				
11- 1	0- 1	1- 0	CONFERENCE	5- 0	2- 0	3- 0				
5- 0	0- 0	0- 0	HOME	2- 0	2- 0	1- 0				
6- 1	0- 1	1- 0	AWAY	3- 0	0- 0	2- 0				
0- 0	0- 0	0- 0	NEUTRAL	0- 0	0- 0	0- 0				

RPI	S	Opponent	Score	RPI	S	Opponent	Score	RPI	S	Opponent	Score	RPI	S	Opponent	Score
3	A	UConn	64 81	29	H	Florida St.	69 59	65	A	Temple	77 68	102	H	Wright St.	99 40
5	H	LSU	88 67	36	A	Oklahoma	97 92	70	A	SMU	81 66	131	H	Memphis	88 61
21	A	Kentucky	64 69	45	A	Rutgers	80 71	70	H	SMU	71 51	138	H	Cincinnati	64 45
								73	H	Quinnipiac	100 82	142	A	Western Ky.	74 61
								84	H	Colorado	69 62	143	H	Missouri St.	91 49
								86	A	South Fla.	62 54	165	A	Ball St.	105 67
								86	H	South Fla.	79 59	177	A	UCF	74 59
												177	H	UCF	75 56
												190	H	Ohio	90 33
												205	H	Loyola Chicago	101 54
												254	H	Austin Peay	108 53
												256	A	Houston	93 52
LAST 12 Division I GAMES:															
3	A	UConn	64 81	70	A	SMU	81 66								
177	A	UCF	74 59	177	H	UCF	75 56								
86	H	South Fla.	79 59	86	A	South Fla.	62 54								
45	A	Rutgers	80 71	138	H	Cincinnati	64 45								
131	H	Memphis	88 61	65	A	Temple	77 68								
256	A	Houston	93 52	70	H	SMU	71 51								

Non-Div I Games:

Louisville

■ Loss,
■ Non-Conf, S Site,
■ Home
■ Away
N Neutral

South Carolina

Through Games Of Feb. 9, 2014

Average RPI Win:	130	WON-LOST	WINNING	LAST 10	STRENGTH OF	OPP. STRENGTH	TEAM	ADJ.	CONF.	ADJ CONF.
Average RPI Loss:	23	RECORD	PCT. RANK	GAMES	SCHEDULE	OF SCHEDULE	RPI	RPI	RPI	RPI
DIV. I ONLY	22- 2	4	9- 1	45	50	8	8	1	1	
DIV. I NON-CONF.	12- 1	11	1- 0	170	139	34	34	1	1	
TOTALS	RPI 1-25	RPI 26-50	W-L RECORDS	RPI 51-100	RPI 101-150	RPI 150+				
22- 2	3- 1	0- 1	OVERALL	6- 0	7- 0	6- 0				
14- 0	2- 0	0- 0	HOME	2- 0	5- 0	5- 0				
8- 1	1- 1	0- 0	AWAY	4- 0	2- 0	1- 0				
0- 1	0- 0	0- 1	NEUTRAL	0- 0	0- 0	0- 0				
12- 1	0- 0	0- 1	NON-CONFERENCE	1- 0	5- 0	6- 0				
8- 0	0- 0	0- 0	HOME	0- 0	3- 0	5- 0				
4- 0	0- 0	0- 0	AWAY	1- 0	2- 0	1- 0				
0- 1	0- 0	0- 1	NEUTRAL	0- 0	0- 0	0- 0				
10- 1	3- 1	0- 0	CONFERENCE	5- 0	2- 0	0- 0				
6- 0	2- 0	0- 0	HOME	2- 0	2- 0	0- 0				
4- 1	1- 1	0- 0	AWAY	3- 0	0- 0	0- 0				
0- 0	0- 0	0- 0	NEUTRAL	0- 0	0- 0	0- 0				

RPI	S	Opponent	Score	RPI	S	Opponent	Score	RPI	S	Opponent	Score	RPI	S	Opponent	Score
13	A	Texas A&M	65 67	33	N	North Carolina	66 74	53	A	Southern California	70 50	109	H	Missouri	78 62
15	A	Vanderbilt	61 57					60	A	Auburn	72 66	116	H	Winthrop	69 61
15	H	Vanderbilt	76 66					74	A	Arkansas	55 51	121	A	Charlotte	76 61
21	H	Kentucky	68 59					74	H	Arkansas	67 49	134	H	Seton Hall	88 67
								83	H	Alabama	77 51	137	A	Clemson	68 43
								89	A	Mississippi St.	71 64	140	H	Ole Miss	99 70
												149	H	Col. of Charleston	81 54
												163	H	Savannah St.	82 40
												181	A	San Diego St.	88 54
												221	H	Louisiana Tech	68 45
												271	H	N.C. Central	79 27
												306	H	Charleston So.	99 29
												322	H	South Carolina St.	70 26
LAST 12 Division I GAMES:															
74	H	Arkansas	67 49	13	A	Texas A&M	65 67								
89	A	Mississippi St.	71 64	60	A	Auburn	72 66								
109	H	Missouri	78 62	21	H	Kentucky	68 59								
140	H	Ole Miss	99 70	15	H	Vanderbilt	76 66								
15	A	Vanderbilt	61 57	74	A	Arkansas	55 51								
83	H	Alabama	77 51	163	H	Savannah St.	82 40								

Non-Div I Games:

South Carolina

Loss, Non-Conf, S Site, H Home A Away N Neutral

Average RPI Win: 99		WON-LOST	WINNING	LAST 10	STRENGTH OF	OPP. STRENGTH	TEAM	ADJ.	CONF.	ADJ CONF.
Average RPI Loss: 38		RECORD	PCT. RANK	GAMES	SCHEDULE	OF SCHEDULE	RPI	RPI	RPI	RPI
DIV. I ONLY		17- 7	60	7- 3	3	15	9	9	3	3
DIV. I NON-CONF.		10- 2	38	0- 0	11	42	7	7	3	3
TOTALS		RPI 1-25	RPI 26-50		W-L RECORDS		RPI 51-100	RPI 101-150	RPI 150+	
17- 7	1- 3	5- 2		OVERALL		5- 2	2- 0	4- 0		
8- 2	0- 1	4- 0		HOME		1- 1	0- 0	3- 0		
8- 4	1- 1	1- 2		AWAY		3- 1	2- 0	1- 0		
1- 1	0- 1	0- 0		NEUTRAL		1- 0	0- 0	0- 0		
10- 2	0- 2	2- 0		NON-CONFERENCE		3- 0	1- 0	4- 0		
5- 0	0- 0	2- 0		HOME		0- 0	0- 0	3- 0		
4- 1	0- 1	0- 0		AWAY		2- 0	1- 0	1- 0		
1- 1	0- 1	0- 0		NEUTRAL		1- 0	0- 0	0- 0		
7- 5	1- 1	3- 2		CONFERENCE		2- 2	1- 0	0- 0		
3- 2	0- 1	2- 0		HOME		1- 1	0- 0	0- 0		
4- 3	1- 0	1- 2		AWAY		1- 1	1- 0	0- 0		
0- 0	0- 0	0- 0		NEUTRAL		0- 0	0- 0	0- 0		

RPI	S	Opponent	Score	RPI	S	Opponent	Score	RPI	S	Opponent	Score	RPI	S	Opponent	Score
2	N	Stanford	69 86	31	H	Central Mich.	109 97	75	A	Northwestern	68 71	106	A	Kansas	71 68
4	A	Duke	78 99	37	H	Bowling Green	57 48	75	H	Northwestern	90 65	148	A	Illinois	80 68
11	A	Penn St.	84 74	39	H	Indiana	86 53	85	A	Michigan	65 56	165	H	Ball St.	63 57
11	H	Penn St.	72 75	42	A	Nebraska	77 75	85	H	Michigan	49 65	194	A	Toledo	81 79
				43	A	Michigan St.	73 89	88	N	TCU	75 68	201	H	IPFW	91 70
				47	A	Ohio St.	78 89	97	A	Green Bay	49 45	213	H	Belmont	76 46
				47	H	Ohio St.	74 58	98	A	IUPUI	76 56				
LAST 12 Division I GAMES:															
				85	A	Michigan	65 56	42	A	Nebraska	77 75				
				47	H	Ohio St.	74 58	39	H	Indiana	86 53				
				43	A	Michigan St.	73 89	85	H	Michigan	49 65				
				11	H	Penn St.	72 75	11	A	Penn St.	84 74				
				148	A	Illinois	80 68	75	A	Northwestern	68 71				
				75	H	Northwestern	90 65	47	A	Ohio St.	78 89				

Non-Div I Games:

Purdue

■ Loss,
 ■ Non-Conf, S Site,
 ■ Home
 ■ Away
 N Neutral

Saint Joseph's

Through Games Of Feb. 9, 2014

Average RPI Win: 114	WON-LOST	WINNING	LAST 10	STRENGTH OF	OPP. STRENGTH	TEAM	ADJ.	CONF.	ADJ CONF.
Average RPI Loss: 86	RECORD	PCT. RANK	GAMES	SCHEDULE	OF SCHEDULE	RPI	RPI	RPI	RPI
DIV. I ONLY	17- 6	52	6- 4	4	95	10	10	9	9
DIV. I NON-CONF.	11- 2	31	2- 0	7	18	4	4	9	9
TOTALS	RPI 1-25	RPI 26-50	W-L RECORDS	RPI 51-100	RPI 101-150	RPI 150+			
17- 6	1- 2	1- 0	OVERALL	6- 1	4- 2	5- 1			
8- 2	1- 0	0- 0	HOME	1- 0	2- 1	4- 1			
9- 4	0- 2	1- 0	AWAY	5- 1	2- 1	1- 0			
0- 0	0- 0	0- 0	NEUTRAL	0- 0	0- 0	0- 0			
11- 2	0- 2	1- 0	NON-CONFERENCE	6- 0	1- 0	3- 0			
5- 0	0- 0	0- 0	HOME	1- 0	1- 0	3- 0			
6- 2	0- 2	1- 0	AWAY	5- 0	0- 0	0- 0			
0- 0	0- 0	0- 0	NEUTRAL	0- 0	0- 0	0- 0			
6- 4	1- 0	0- 0	CONFERENCE	0- 1	3- 2	2- 1			
3- 2	1- 0	0- 0	HOME	0- 0	1- 1	1- 1			
3- 2	0- 0	0- 0	AWAY	0- 1	2- 1	1- 0			
0- 0	0- 0	0- 0	NEUTRAL	0- 0	0- 0	0- 0			

RPI 1-25				RPI 26-50				RPI 51-100				RPI 101+			
RPI	S	Opponent	Score	RPI	S	Opponent	Score	RPI	S	Opponent	Score	RPI	S	Opponent	Score
5	A	LSU	64 80	32	A	Villanova	63 60	58	A	St. Bonaventure	67 73	108	A	George Washington	75 69
17	A	Syracuse	62 64					61	A	Princeton	74 65	108	H	George Washington	67 74
19	H	Dayton	75 63					65	A	Temple	73 53	110	H	Drexel	70 52
								67	H	Penn	60 52	112	A	VCU	69 73
								71	A	Wichita St.	81 73	112	H	VCU	70 51
								73	A	Quinnipiac	84 69	133	A	Richmond	85 80
								77	A	FGCU	76 64	159	H	Hofstra	73 60
												161	H	Liberty	77 65
												169	H	Mt. St. Mary's	85 57
												191	A	La Salle	64 52
												215	H	Saint Louis	65 69
												328	H	Rhode Island	72 35
LAST 12 Division I GAMES:															
				58	A	St. Bonaventure	67 73	67	H	Penn	60 52				
				112	H	VCU	70 51	112	A	VCU	69 73				
				215	H	Saint Louis	65 69	328	H	Rhode Island	72 35				
				19	H	Dayton	75 63	108	H	George Washington	67 74				
				108	A	George Washington	75 69	133	A	Richmond	85 80				
				191	A	La Salle	64 52	77	A	FGCU	76 64				

Non-Div I Games:

Saint Joseph's

■ Loss,
 ■ Non-Conf,
 ■ S Site,
 ■ H Home
 ■ A Away
 N Neutral

Average RPI Win:	99	WON-LOST	WINNING	LAST 10	STRENGTH OF	OPP. STRENGTH	TEAM	ADJ.	CONF.	ADJ CONF.
Average RPI Loss:	17	RECORD	PCT. RANK	GAMES	SCHEDULE	OF SCHEDULE	RPI	RPI	RPI	RPI
DIV. I ONLY	18- 5	30	8- 2	9	3	11	11	3	3	
DIV. I NON-CONF.	9- 3	63	1- 0	31	19	30	30	3	3	
TOTALS	RPI 1-25	RPI 26-50	W-L RECORDS	RPI 51-100	RPI 101-150	RPI 150+				
18- 5	2- 3	7- 2	OVERALL	2- 0	2- 0	5- 0				
9- 4	1- 3	3- 1	HOME	1- 0	1- 0	3- 0				
7- 1	1- 0	3- 1	AWAY	1- 0	1- 0	1- 0				
2- 0	0- 0	1- 0	NEUTRAL	0- 0	0- 0	1- 0				
9- 3	1- 2	1- 1	NON-CONFERENCE	1- 0	1- 0	5- 0				
6- 2	1- 2	0- 0	HOME	1- 0	1- 0	3- 0				
1- 1	0- 0	0- 1	AWAY	0- 0	0- 0	1- 0				
2- 0	0- 0	1- 0	NEUTRAL	0- 0	0- 0	1- 0				
9- 2	1- 1	6- 1	CONFERENCE	1- 0	1- 0	0- 0				
3- 2	0- 1	3- 1	HOME	0- 0	0- 0	0- 0				
6- 0	1- 0	3- 0	AWAY	1- 0	1- 0	0- 0				
0- 0	0- 0	0- 0	NEUTRAL	0- 0	0- 0	0- 0				

RPI 1-25				RPI 26-50				RPI 51-100				RPI 101+			
RPI	S	Opponent	Score	RPI	S	Opponent	Score	RPI	S	Opponent	Score	RPI	S	Opponent	Score
1	H	Notre Dame	67 77	27	A	Iowa	87 71	56	H	Fordham	78 61	124	H	Bucknell	92 49
3	H	UConn	52 71	27	H	Iowa	70 73	75	A	Northwestern	79 75	148	A	Illinois	82 76
9	A	Purdue	75 72	34	N	Oregon St.	61 56					166	A	Georgetown	77 68
9	H	Purdue	74 84	39	H	Indiana	65 52					183	H	Saint Francis (PA)	117 77
13	H	Texas A&M	66 58	41	H	Minnesota	83 53					203	H	Hartford	70 56
				43	A	Michigan St.	66 54					219	N	Illinois St.	72 60
				46	A	South Dakota St.	79 83					311	H	Alcorn	85 62
				47	A	Ohio St.	74 54								
				47	H	Ohio St.	66 42								
LAST 12 Division I GAMES:															
				47	A	Ohio St.	74 54	43	A	Michigan St.	66 54				
				27	H	Iowa	70 73	47	H	Ohio St.	66 42				
				75	A	Northwestern	79 75	9	H	Purdue	74 84				
				9	A	Purdue	75 72	148	A	Illinois	82 76				
				41	H	Minnesota	83 53	27	A	Iowa	87 71				
				39	H	Indiana	65 52	203	H	Hartford	70 56				

Non-Div I Games:

Penn St.

■ Loss,
■ Non-Conf, S Site,
■ Home
■ Away
N Neutral

Average RPI Win:	121	WON-LOST	WINNING	LAST 10	STRENGTH OF	OPP. STRENGTH	TEAM	ADJ.	CONF.	ADJ CONF.
Average RPI Loss:	75	RECORD	PCT. RANK	GAMES	SCHEDULE	OF SCHEDULE	RPI	RPI	RPI	RPI
DIV. I ONLY	21- 3	9	8- 2	68	20	12	12	2	2	
DIV. I NON-CONF.	13- 1	8	2- 0	179	29	26	26	2	2	
TOTALS	RPI 1-25	RPI 26-50	W-L RECORDS	RPI 51-100	RPI 101-150	RPI 150+				
21- 3	3- 0	2- 1	OVERALL	5- 1	5- 1	6- 0				
13- 0	3- 0	1- 0	HOME	3- 0	2- 0	4- 0				
5- 2	0- 0	1- 1	AWAY	1- 1	2- 0	1- 0				
3- 1	0- 0	0- 0	NEUTRAL	1- 0	1- 1	1- 0				
13- 1	1- 0	0- 0	NON-CONFERENCE	4- 0	2- 1	6- 0				
8- 0	1- 0	0- 0	HOME	2- 0	1- 0	4- 0				
2- 0	0- 0	0- 0	AWAY	1- 0	0- 0	1- 0				
3- 1	0- 0	0- 0	NEUTRAL	1- 0	1- 1	1- 0				
8- 2	2- 0	2- 1	CONFERENCE	1- 1	3- 0	0- 0				
5- 0	2- 0	1- 0	HOME	1- 0	1- 0	0- 0				
3- 2	0- 0	1- 1	AWAY	0- 1	2- 0	0- 0				
0- 0	0- 0	0- 0	NEUTRAL	0- 0	0- 0	0- 0				

RPI 1-25				RPI 26-50				RPI 51-100				RPI 101+			
RPI	S	Opponent	Score	RPI	S	Opponent	Score	RPI	S	Opponent	Score	RPI	S	Opponent	Score
5	H	LSU	89 79	29	H	Florida St.	80 57	58	H	St. Bonaventure	70 47	102	N	Wright St.	90 99
17	H	Syracuse	67 61	33	A	North Carolina	70 79	75	A	Northwestern	76 61	105	A	Wake Forest	62 54
24	H	Maryland	72 63	40	A	Georgia Tech	80 73	76	N	UCLA	67 49	105	H	Wake Forest	74 69
								90	H	Tulane	69 55	111	A	Virginia Tech	72 71
								91	A	Miami (FL)	71 80	113	N	Kansas St.	77 60
								99	H	Boston College	85 76	135	H	Davidson	86 63
												181	A	San Diego St.	84 67
												197	H	Towson	69 46
												204	H	Elon	91 51
												259	N	Southeastern La.	87 59
												309	H	Presbyterian	85 45
												315	H	Morgan St.	94 52
LAST 12 Division I GAMES:															
111	A	Virginia Tech	72 71	29	H	Florida St.	80 57	105	A	Wake Forest	62 54				
105	H	Wake Forest	74 69	33	A	North Carolina	70 79	17	H	Syracuse	67 61				
24	H	Maryland	72 63	40	A	Georgia Tech	80 73	181	A	San Diego St.	84 67				
40	A	Georgia Tech	80 73	99	H	Boston College	85 76	113	N	Kansas St.	77 60				
99	H	Boston College	85 76	91	A	Miami (FL)	71 80								

Non-Div I Games:

North Carolina St.

■ Loss,
 ■ Non-Conf, S Site,
 ■ Home
 ■ Away
 N Neutral

Average RPI Win:	119	WON-LOST	WINNING	LAST 10	STRENGTH OF	OPP. STRENGTH	TEAM	ADJ.	CONF.	ADJ CONF.
Average RPI Loss:	14	RECORD	PCT. RANK	GAMES	SCHEDULE	OF SCHEDULE	RPI	RPI	RPI	RPI
DIV. I ONLY	18- 6	43	8- 2	14	6	13	13	1	1	
DIV. I NON-CONF.	10- 4	75	2- 0	71	25	51	51	1	1	
TOTALS	RPI 1-25	RPI 26-50	W-L RECORDS	RPI 51-100	RPI 101-150	RPI 150+				
18- 6	3- 6	0- 0	OVERALL	6- 0	3- 0	6- 0				
11- 1	2- 1	0- 0	HOME	4- 0	1- 0	4- 0				
6- 2	1- 2	0- 0	AWAY	2- 0	1- 0	2- 0				
1- 3	0- 3	0- 0	NEUTRAL	0- 0	1- 0	0- 0				
10- 4	0- 4	0- 0	NON-CONFERENCE	2- 0	2- 0	6- 0				
7- 0	0- 0	0- 0	HOME	2- 0	1- 0	4- 0				
2- 1	0- 1	0- 0	AWAY	0- 0	0- 0	2- 0				
1- 3	0- 3	0- 0	NEUTRAL	0- 0	1- 0	0- 0				
8- 2	3- 2	0- 0	CONFERENCE	4- 0	1- 0	0- 0				
4- 1	2- 1	0- 0	HOME	2- 0	0- 0	0- 0				
4- 1	1- 1	0- 0	AWAY	2- 0	1- 0	0- 0				
0- 0	0- 0	0- 0	NEUTRAL	0- 0	0- 0	0- 0				

RPI	S	Opponent	Score
5	A	LSU	52 48
5	H	LSU	72 67
6	H	Tennessee	55 76
8	H	South Carolina	67 65
11	A	Penn St.	58 66
14	N	St. John's (NY)	70 72
15	A	Vanderbilt	69 71
17	N	Syracuse	63 78
20	N	Texas	58 69

RPI	S	Opponent	Score
51	H	UTEP	74 58
57	A	Georgia	58 44
60	A	Auburn	71 54
83	H	Alabama	73 58
89	H	Mississippi St.	73 35
92	H	Washington	74 68

RPI	S	Opponent	Score
109	A	Missouri	62 57
114	H	Arkansas St.	80 62
131	N	Memphis	69 59
180	H	Nicholls St.	73 39
181	H	San Diego St.	72 35
221	H	Louisiana Tech	80 52
226	A	North Texas	67 48
256	A	Houston	63 51
277	H	Prairie View	76 27

LAST 12 Division I GAMES:

5	H	LSU	72 67	8	H	South Carolina	67 65
15	A	Vanderbilt	69 71	57	A	Georgia	58 44
60	A	Auburn	71 54	5	A	LSU	52 48
6	H	Tennessee	55 76	83	H	Alabama	73 58
109	A	Missouri	62 57	51	H	UTEP	74 58
89	H	Mississippi St.	73 35	114	H	Arkansas St.	80 62

Non-Div I Games:

Texas A&M

■ Loss,
 ■ Non-Conf, S Site,
 ■ Home
 ■ Away
 N Neutral

Average RPI Win:	111	WON-LOST	WINNING	LAST 10	STRENGTH OF	OPP. STRENGTH	TEAM	ADJ.	CONF.	ADJ CONF.
Average RPI Loss:	96	RECORD	PCT. RANK	GAMES	SCHEDULE	OF SCHEDULE	RPI	RPI	RPI	RPI
DIV. I ONLY	18- 5	30	10- 0	22	78	14	14	7	7	
DIV. I NON-CONF.	7- 4	95	1- 0	2	89	17	17	7	7	
TOTALS	RPI 1-25	RPI 26-50	W-L RECORDS	RPI 51-100	RPI 101-150	RPI 150+				
18- 5	1- 0	2- 1	OVERALL	4- 2	7- 1	4- 1				
10- 2	0- 0	0- 1	HOME	4- 0	3- 1	3- 0				
7- 3	0- 0	2- 0	AWAY	0- 2	4- 0	1- 1				
1- 0	1- 0	0- 0	NEUTRAL	0- 0	0- 0	0- 0				
7- 4	1- 0	0- 1	NON-CONFERENCE	3- 2	2- 1	1- 0				
4- 2	0- 0	0- 1	HOME	3- 0	1- 1	0- 0				
2- 2	0- 0	0- 0	AWAY	0- 2	1- 0	1- 0				
1- 0	1- 0	0- 0	NEUTRAL	0- 0	0- 0	0- 0				
11- 1	0- 0	2- 0	CONFERENCE	1- 0	5- 0	3- 1				
6- 0	0- 0	0- 0	HOME	1- 0	2- 0	3- 0				
5- 1	0- 0	2- 0	AWAY	0- 0	3- 0	0- 1				
0- 0	0- 0	0- 0	NEUTRAL	0- 0	0- 0	0- 0				

RPI 1-25				RPI 26-50				RPI 51-100				RPI 101+			
RPI	S	Opponent	Score	RPI	S	Opponent	Score	RPI	S	Opponent	Score	RPI	S	Opponent	Score
13	N	Texas A&M	72 70	32	A	Villanova	59 52	52	A	Florida	68 72	103	A	Marquette	49 47
				35	A	DePaul	96 86	59	H	Creighton	67 48	110	H	Drexel	55 62
				44	H	James Madison	51 64	60	A	Auburn	55 69	115	A	Butler	58 55
								66	H	Iona	78 48	115	H	Butler	58 55
								69	H	Harvard	81 76	125	A	Delaware	61 58
								73	H	Quinnipiac	76 66	134	A	Seton Hall	69 48
												134	H	Seton Hall	72 63
												139	H	St. Francis Brooklyn	66 56
												166	H	Georgetown	66 63
												200	A	Sacred Heart	77 72
												207	H	Providence	85 65
												214	A	Xavier	65 70
												214	H	Xavier	80 48
LAST 12 Division I GAMES:															
207	H	Providence	85 65	103	A	Marquette	49 47								
115	A	Butler	58 55	115	H	Butler	58 55								
134	A	Seton Hall	69 48	35	A	DePaul	96 86								
214	H	Xavier	80 48	59	H	Creighton	67 48								
166	H	Georgetown	66 63	214	A	Xavier	65 70								
32	A	Villanova	59 52	125	A	Delaware	61 58								

Non-Div I Games:

St. John's (NY)

■ Loss,
 ■ Non-Conf, S Site,
 ■ Home
 ■ Away
 N Neutral

Vanderbilt

Through Games Of Feb. 9, 2014

Average RPI Win:	129	WON-LOST	WINNING	LAST 10	STRENGTH OF	OPP. STRENGTH	TEAM	ADJ.	CONF.	ADJ CONF.
Average RPI Loss:	46	RECORD	PCT. RANK	GAMES	SCHEDULE	OF SCHEDULE	RPI	RPI	RPI	RPI
DIV. I ONLY	17- 5	37	7- 3	20	32	15	15	1	1	
DIV. I NON-CONF.	11- 2	31	3- 0	83	91	31	31	1	1	
TOTALS	RPI 1-25	RPI 26-50	W-L RECORDS	RPI 51-100	RPI 101-150	RPI 150+				
17- 5	4- 3	1- 0	OVERALL	3- 0	3- 2	6- 0				
12- 2	4- 1	0- 0	HOME	2- 0	1- 1	5- 0				
5- 3	0- 2	1- 0	AWAY	1- 0	2- 1	1- 0				
0- 0	0- 0	0- 0	NEUTRAL	0- 0	0- 0	0- 0				
11- 2	1- 1	1- 0	NON-CONFERENCE	1- 0	2- 1	6- 0				
8- 1	1- 0	0- 0	HOME	1- 0	1- 1	5- 0				
3- 1	0- 1	1- 0	AWAY	0- 0	1- 0	1- 0				
0- 0	0- 0	0- 0	NEUTRAL	0- 0	0- 0	0- 0				
6- 3	3- 2	0- 0	CONFERENCE	2- 0	1- 1	0- 0				
4- 1	3- 1	0- 0	HOME	1- 0	0- 0	0- 0				
2- 2	0- 1	0- 0	AWAY	1- 0	1- 1	0- 0				
0- 0	0- 0	0- 0	NEUTRAL	0- 0	0- 0	0- 0				

RPI 1-25				Team's RPI: 15	RPI 26-50				RPI 51-100				RPI 101+						
RPI	S	Opponent	Score		RPI	S	Opponent	Score		RPI	S	Opponent	Score		RPI	S	Opponent	Score	
4	A	Duke	69	88	44	A	James Madison	89	85	57	H	Georgia	66	58	103	H	Marquette	77	82
5	H	LSU	79	70						60	A	Auburn	74	65	109	A	Missouri	54	59
6	H	Tennessee	74	63						94	H	Wisconsin	81	69	140	A	Ole Miss	80	74
8	A	South Carolina	66	76											141	A	UAB	87	76
8	H	South Carolina	57	61											142	H	Western Ky.	85	60
13	H	Texas A&M	71	69											203	A	Hartford	65	56
19	H	Dayton	82	52											204	H	Elon	88	66
															241	H	Appalachian St.	96	53
															268	H	East Tenn. St.	92	71
															273	H	UNC Asheville	83	57
															288	H	Delaware St.	73	67
LAST 12 Division I GAMES:																			
13	H	Texas A&M	71	69	60	A	Auburn	74	65										
109	A	Missouri	54	59	8	A	South Carolina	66	76										
8	H	South Carolina	57	61	57	H	Georgia	66	58										
5	H	LSU	79	70	141	A	UAB	87	76										
140	A	Ole Miss	80	74	273	H	UNC Asheville	83	57										
6	H	Tennessee	74	63	44	A	James Madison	89	85										

Average RPI Win:	139	WON-LOST	WINNING	LAST 10	STRENGTH OF	OPP. STRENGTH	TEAM	ADJ.	CONF.	ADJ CONF.
Average RPI Loss:	43	RECORD	PCT. RANK	GAMES	SCHEDULE	OF SCHEDULE	RPI	RPI	RPI	RPI
DIV. I ONLY	20- 3	11	8- 2	52	49	16	16	4	4	
DIV. I NON-CONF.	10- 2	38	0- 1	106	157	66	66	5	5	
TOTALS	RPI 1-25	RPI 26-50	W-L RECORDS	RPI 51-100	RPI 101-150	RPI 150+				
20- 3	4- 2	1- 0	OVERALL	1- 0	4- 1	10- 0				
16- 1	2- 1	0- 0	HOME	1- 0	3- 0	10- 0				
4- 1	2- 0	1- 0	AWAY	0- 0	1- 1	0- 0				
0- 1	0- 1	0- 0	NEUTRAL	0- 0	0- 0	0- 0				
10- 2	0- 2	0- 0	NON-CONFERENCE	0- 0	1- 0	9- 0				
10- 1	0- 1	0- 0	HOME	0- 0	1- 0	9- 0				
0- 0	0- 0	0- 0	AWAY	0- 0	0- 0	0- 0				
0- 1	0- 1	0- 0	NEUTRAL	0- 0	0- 0	0- 0				
10- 1	4- 0	1- 0	CONFERENCE	1- 0	3- 1	1- 0				
6- 0	2- 0	0- 0	HOME	1- 0	2- 0	1- 0				
4- 1	2- 0	1- 0	AWAY	0- 0	1- 1	0- 0				
0- 0	0- 0	0- 0	NEUTRAL	0- 0	0- 0	0- 0				

RPI	S	Opponent	Score
3	H	UConn	55 66
20	H	Texas	87 73
21	N	Kentucky	130 133
23	A	West Virginia	78 62
25	A	Oklahoma St.	69 66
25	H	Oklahoma St.	81 64

RPI	S	Opponent	Score
36	A	Oklahoma	81 67

RPI	S	Opponent	Score
88	H	TCU	80 46

RPI	S	Opponent	Score
106	A	Kansas	60 76
106	H	Kansas	75 55
113	A	Kansas St.	92 63
113	H	Kansas St.	71 48
140	H	Ole Miss	87 80
155	H	Rice	79 46
163	H	Savannah St.	99 31
171	H	UTSA	92 62
180	H	Nicholls St.	111 58
202	H	Northwestern St.	88 54
211	H	McNeese St.	82 57
231	H	Texas Tech	92 43
244	H	Houston Baptist	100 57
269	H	San Jose St.	113 73
272	H	Grambling	110 55

LAST 12 Division I GAMES:

25	H	Oklahoma St.	81 64	106	A	Kansas	60 76
36	A	Oklahoma	81 67	3	H	UConn	55 66
20	H	Texas	87 73	88	H	TCU	80 46
231	H	Texas Tech	92 43	23	A	West Virginia	78 62
25	A	Oklahoma St.	69 66	106	H	Kansas	75 55
113	H	Kansas St.	71 48	113	A	Kansas St.	92 63

Non-Div I Games:

Baylor

■ Loss,
 ■ Non-Conf, S Site,
 ■ Home
 ■ Away
 N Neutral

Average RPI Win: 128		WON-LOST	WINNING	LAST 10	STRENGTH OF		OPP. STRENGTH	TEAM	ADJ.	CONF.	ADJ CONF.
Average RPI Loss: 16		RECORD	PCT. RANK	GAMES	SCHEDULE		OF SCHEDULE	RPI	RPI	RPI	RPI
DIV. I ONLY		17- 7	60	6- 4	15		11	17	17	2	2
DIV. I NON-CONF.		11- 2	31	0- 1	69		23	14	14	2	2
<hr/>											
TOTALS	RPI 1-25	RPI 26-50		W-L RECORDS		RPI 51-100		RPI 101-150		RPI 150+	
17- 7	3- 6	2- 1		OVERALL		3- 0		4- 0		5- 0	
11- 2	1- 2	1- 0		HOME		2- 0		2- 0		5- 0	
3- 5	0- 4	1- 1		AWAY		1- 0		1- 0		0- 0	
3- 0	2- 0	0- 0		NEUTRAL		0- 0		1- 0		0- 0	
11- 2	3- 1	0- 1		NON-CONFERENCE		2- 0		1- 0		5- 0	
7- 0	1- 0	0- 0		HOME		1- 0		0- 0		5- 0	
1- 2	0- 1	0- 1		AWAY		1- 0		0- 0		0- 0	
3- 0	2- 0	0- 0		NEUTRAL		0- 0		1- 0		0- 0	
6- 5	0- 5	2- 0		CONFERENCE		1- 0		3- 0		0- 0	
4- 2	0- 2	1- 0		HOME		1- 0		2- 0		0- 0	
2- 3	0- 3	1- 0		AWAY		0- 0		1- 0		0- 0	
0- 0	0- 0	0- 0		NEUTRAL		0- 0		0- 0		0- 0	

RPI	S	Opponent	Score	RPI	S	Opponent	Score	RPI	S	Opponent	Score	RPI	S	Opponent	Score
1	A	Notre Dame	64 101	27	A	Iowa	91 97	55	H	Virginia	84 75	111	H	Virginia Tech	73 48
4	H	Duke	53 86	33	A	North Carolina	78 73	65	H	Temple	82 76	123	A	Pittsburgh	58 47
10	H	Saint Joseph's	64 62	40	H	Georgia Tech	76 70	80	A	Washington St.	69 65	131	N	Memphis	77 58
12	A	North Carolina St.	61 67									137	H	Clemson	84 75
13	N	Texas A&M	78 63									227	H	Cornell	89 48
20	N	Texas	77 65									246	H	Maine	97 42
22	A	Arizona St.	60 63									265	H	Niagara	80 44
24	A	Maryland	62 77									292	H	Dartmouth	88 47
24	H	Maryland	64 89									329	H	UMES	113 42
LAST 12 Division I GAMES:															
1	A	Notre Dame	64 101	123	A	Pittsburgh	58 47								
111	H	Virginia Tech	73 48	24	A	Maryland	62 77								
24	H	Maryland	64 89	40	H	Georgia Tech	76 70								
33	A	North Carolina	78 73	4	H	Duke	53 86								
55	H	Virginia	84 75	12	A	North Carolina St.	61 67								
137	H	Clemson	84 75	22	A	Arizona St.	60 63								

Non-Div I Games:

Syracuse

■ Loss,
 ■ Non-Conf,
 ■ S Site,
 ■ H Home
 ■ A Away
 N Neutral

California

Through Games Of Feb. 9, 2014

Average RPI Win:	111	WON-LOST	WINNING	LAST 10	STRENGTH OF	OPP. STRENGTH	TEAM	ADJ.	CONF.	ADJ CONF.
Average RPI Loss:	28	RECORD	PCT. RANK	GAMES	SCHEDULE	OF SCHEDULE	RPI	RPI	RPI	RPI
DIV. I ONLY	16- 7	68	6- 4	11	7	18	18	5	5	
DIV. I NON-CONF.	8- 3	67	0- 0	13	10	16	16	4	4	
TOTALS	RPI 1-25	RPI 26-50	W-L RECORDS	RPI 51-100	RPI 101-150	RPI 150+				
16- 7	0- 5	1- 0	OVERALL	8- 1	2- 1	5- 0				
8- 3	0- 2	1- 0	HOME	4- 1	1- 0	2- 0				
6- 3	0- 2	0- 0	AWAY	3- 0	0- 1	3- 0				
2- 1	0- 1	0- 0	NEUTRAL	1- 0	1- 0	0- 0				
8- 3	0- 2	0- 0	NON-CONFERENCE	3- 0	2- 1	3- 0				
5- 1	0- 1	0- 0	HOME	2- 0	1- 0	2- 0				
1- 1	0- 0	0- 0	AWAY	0- 0	0- 1	1- 0				
2- 1	0- 1	0- 0	NEUTRAL	1- 0	1- 0	0- 0				
8- 4	0- 3	1- 0	CONFERENCE	5- 1	0- 0	2- 0				
3- 2	0- 1	1- 0	HOME	2- 1	0- 0	0- 0				
5- 2	0- 2	0- 0	AWAY	3- 0	0- 0	2- 0				
0- 0	0- 0	0- 0	NEUTRAL	0- 0	0- 0	0- 0				

RPI	S	Opponent	Score	RPI	S	Opponent	Score	RPI	S	Opponent	Score	RPI	S	Opponent	Score
2	A	Stanford	64 70	34	H	Oregon St.	72 63	53	H	Southern California	70 77	105	N	Wake Forest	84 61
2	H	Stanford	64 79					72	H	Oregon	101 98	108	A	George Washington	72 75
3	N	UConn	47 80					75	H	Northwestern	65 51	120	H	Lafayette	77 60
4	H	Duke	58 70					76	H	UCLA	69 53	151	A	Utah	68 59
22	A	Arizona St.	59 68					79	N	Idaho	59 55	152	H	Bakersfield	70 51
								80	A	Washington St.	87 70	157	H	Long Beach St.	70 51
								84	A	Colorado	57 55	166	A	Georgetown	67 52
								87	H	Pacific	68 66	239	A	Arizona	79 64
								92	A	Washington	70 65				
LAST 12 Division I GAMES:															
80	A	Washington St.	87 70	239	A	Arizona	79 64								
92	A	Washington	70 65	22	A	Arizona St.	59 68								
2	H	Stanford	64 79	151	A	Utah	68 59								
2	A	Stanford	64 70	84	A	Colorado	57 55								
76	H	UCLA	69 53	72	H	Oregon	101 98								
53	H	Southern California	70 77	34	H	Oregon St.	72 63								

Non-Div I Games:

California

■ Loss,
 ■ Non-Conf, S Site,
 ■ Home
 ■ Away
 N Neutral

Average RPI Win:	154	WON-LOST	WINNING	LAST 10	STRENGTH OF	OPP. STRENGTH	TEAM	ADJ.	CONF.	ADJ CONF.
Average RPI Loss:	25	RECORD	PCT. RANK	GAMES	SCHEDULE	OF SCHEDULE	RPI	RPI	RPI	RPI
DIV. I ONLY	15- 5	43	9- 1	49	80	19	19	9	9	
DIV. I NON-CONF.	7- 4	95	3- 0	52	26	32	32	9	9	
TOTALS	RPI 1-25	RPI 26-50	W-L RECORDS	RPI 51-100	RPI 101-150	RPI 150+				
15- 5	0- 2	1- 3	OVERALL	4- 0	4- 0	6- 0				
9- 0	0- 0	1- 0	HOME	3- 0	4- 0	1- 0				
5- 5	0- 2	0- 3	AWAY	1- 0	0- 0	4- 0				
1- 0	0- 0	0- 0	NEUTRAL	0- 0	0- 0	1- 0				
7- 4	0- 1	1- 3	NON-CONFERENCE	1- 0	2- 0	3- 0				
4- 0	0- 0	1- 0	HOME	1- 0	2- 0	0- 0				
2- 4	0- 1	0- 3	AWAY	0- 0	0- 0	2- 0				
1- 0	0- 0	0- 0	NEUTRAL	0- 0	0- 0	1- 0				
8- 1	0- 1	0- 0	CONFERENCE	3- 0	2- 0	3- 0				
5- 0	0- 0	0- 0	HOME	2- 0	2- 0	1- 0				
3- 1	0- 1	0- 0	AWAY	1- 0	0- 0	2- 0				
0- 0	0- 0	0- 0	NEUTRAL	0- 0	0- 0	0- 0				

RPI 1-25				Team's RPI: 19				RPI 26-50				RPI 51-100				RPI 101+			
RPI	S	Opponent	Score		RPI	S	Opponent	Score		RPI	S	Opponent	Score		RPI	S	Opponent	Score	
10	A	Saint Joseph's	63	75	27	A	Iowa	93	97	56	H	Fordham	73	64	102	H	Wright St.	112	85
15	A	Vanderbilt	52	82	31	A	Central Mich.	91	94	58	H	St. Bonaventure	73	59	108	H	George Washington	90	69
					31	H	Central Mich.	102	89	78	A	Duquesne	87	77	112	H	VCU	73	69
					43	A	Michigan St.	89	96	80	H	Washington St.	87	76	122	H	Akron	94	80
															194	A	Toledo	87	75
															207	A	Providence	83	65
															283	A	Massachusetts	81	67
															287	A	George Mason	91	64
															287	H	George Mason	103	81
															299	N	UC Riverside	89	54
LAST 12 Division I GAMES:																			
					78	A	Duquesne	87	77	108	H	George Washington	90	69					
					112	H	VCU	73	69	58	H	St. Bonaventure	73	59					
					287	H	George Mason	103	81	287	A	George Mason	91	64					
					10	A	Saint Joseph's	63	75	102	H	Wright St.	112	85					
					283	A	Massachusetts	81	67	31	H	Central Mich.	102	89					
					56	H	Fordham	73	64	194	A	Toledo	87	75					

Non-Div I Games:

Dayton

Average RPI Win:	133	WON-LOST	WINNING	LAST 10	STRENGTH OF	OPP. STRENGTH	TEAM	ADJ.	CONF.	ADJ CONF.
Average RPI Loss:	25	RECORD	PCT. RANK	GAMES	SCHEDULE	OF SCHEDULE	RPI	RPI	RPI	RPI
DIV. I ONLY	16- 7	68	7- 3	16	19	20	20	4	4	
DIV. I NON-CONF.	9- 3	63	1- 0	36	24	28	28	5	5	
TOTALS	RPI 1-25	RPI 26-50	W-L RECORDS	RPI 51-100	RPI 101-150	RPI 150+				
16- 7	2- 6	2- 0	OVERALL	1- 1	4- 0	7- 0				
12- 1	1- 1	2- 0	HOME	1- 0	2- 0	6- 0				
2- 5	0- 4	0- 0	AWAY	0- 1	1- 0	1- 0				
2- 1	1- 1	0- 0	NEUTRAL	0- 0	1- 0	0- 0				
9- 3	1- 3	0- 0	NON-CONFERENCE	1- 0	1- 0	6- 0				
6- 1	0- 1	0- 0	HOME	1- 0	0- 0	5- 0				
1- 1	0- 1	0- 0	AWAY	0- 0	0- 0	1- 0				
2- 1	1- 1	0- 0	NEUTRAL	0- 0	1- 0	0- 0				
7- 4	1- 3	2- 0	CONFERENCE	0- 1	3- 0	1- 0				
6- 0	1- 0	2- 0	HOME	0- 0	2- 0	1- 0				
1- 4	0- 3	0- 0	AWAY	0- 1	1- 0	0- 0				
0- 0	0- 0	0- 0	NEUTRAL	0- 0	0- 0	0- 0				

RPI	S	Opponent	Score	RPI	S	Opponent	Score	RPI	S	Opponent	Score	RPI	S	Opponent	Score
2	H	Stanford	54 63	36	H	Oklahoma	79 74	79	H	Idaho	87 58	106	A	Kansas	80 55
6	A	Tennessee	61 75	48	H	Iowa St.	71 64	88	A	TCU	48 54	106	H	Kansas	70 58
13	N	Texas A&M	69 58									113	H	Kansas St.	67 53
16	A	Baylor	73 87									131	N	Memphis	65 36
17	N	Syracuse	65 77									162	H	UALR	60 26
23	A	West Virginia	49 56									171	H	UTSA	63 42
23	H	West Virginia	66 63									202	H	Northwestern St.	90 60
25	A	Oklahoma St.	61 67									223	H	Sam Houston St.	109 48
												228	H	Texas St.	96 42
												231	H	Texas Tech	88 51
												249	A	New Mexico	67 52
LAST 12 Division I GAMES:															
48	H	Iowa St.	71 64	106	H	Kansas	70 58	23	A	West Virginia	49 56	36	H	Oklahoma	79 74
231	H	Texas Tech	88 51	113	H	Kansas St.	67 53	25	A	Oklahoma St.	61 67	79	H	Idaho	87 58
16	A	Baylor	73 87												
106	A	Kansas	80 55												
23	H	West Virginia	66 63												
88	A	TCU	48 54												

Non-Div I Games:

Texas

■ Loss,
■ Non-Conf,
■ S Site,
■ H Home
■ A Away
N Neutral

Kentucky

Through Games Of Feb. 9, 2014

Average RPI Win:	131	WON-LOST	WINNING	LAST 10	STRENGTH OF	OPP. STRENGTH	TEAM	ADJ.	CONF.	ADJ CONF.
Average RPI Loss:	43	RECORD	PCT. RANK	GAMES	SCHEDULE	OF SCHEDULE	RPI	RPI	RPI	RPI
DIV. I ONLY	17- 6	52	5- 5	23	35	21	21	1	1	
DIV. I NON-CONF.	12- 1	11	1- 1	53	81	11	11	1	1	
TOTALS	RPI 1-25	RPI 26-50	W-L RECORDS	RPI 51-100	RPI 101-150	RPI 150+				
17- 6	3- 2	3- 0	OVERALL	4- 4	1- 0	6- 0				
10- 3	2- 1	1- 0	HOME	1- 2	1- 0	5- 0				
6- 3	0- 1	2- 0	AWAY	3- 2	0- 0	1- 0				
1- 0	1- 0	0- 0	NEUTRAL	0- 0	0- 0	0- 0				
12- 1	2- 1	3- 0	NON-CONFERENCE	1- 0	0- 0	6- 0				
7- 1	1- 1	1- 0	HOME	0- 0	0- 0	5- 0				
4- 0	0- 0	2- 0	AWAY	1- 0	0- 0	1- 0				
1- 0	1- 0	0- 0	NEUTRAL	0- 0	0- 0	0- 0				
5- 5	1- 1	0- 0	CONFERENCE	3- 4	1- 0	0- 0				
3- 2	1- 0	0- 0	HOME	1- 2	1- 0	0- 0				
2- 3	0- 1	0- 0	AWAY	2- 2	0- 0	0- 0				
0- 0	0- 0	0- 0	NEUTRAL	0- 0	0- 0	0- 0				

RPI 1-25				RPI 26-50				RPI 51-100				RPI 101+			
RPI	S	Opponent	Score	RPI	S	Opponent	Score	RPI	S	Opponent	Score	RPI	S	Opponent	Score
4	H	Duke	61 69	28	A	Middle Tenn.	84 72	52	A	Florida	80 86	109	H	Missouri	80 69
5	H	LSU	63 56	31	H	Central Mich.	96 74	52	H	Florida	73 83	268	H	East Tenn. St.	73 56
7	H	Louisville	69 64	35	A	DePaul	96 85	57	A	Georgia	56 58	270	H	Bradley	117 77
8	A	South Carolina	59 68					60	A	Auburn	73 71	272	H	Grambling	109 46
16	N	Baylor	133 130					64	A	Marist	75 61	290	A	Wagner	96 57
								74	H	Arkansas	68 58	304	H	Ga. Southern	103 38
								83	A	Alabama	85 63	318	H	Lipscomb	116 49
								83	H	Alabama	55 57				
LAST 12 Division I GAMES:															
52	A	Florida	80 86	109	H	Missouri	80 69								
5	H	LSU	63 56	8	A	South Carolina	59 68								
57	A	Georgia	56 58	52	H	Florida	73 83								
74	H	Arkansas	68 58	83	A	Alabama	85 63								
83	H	Alabama	55 57	272	H	Grambling	109 46								
60	A	Auburn	73 71	4	H	Duke	61 69								

Non-Div I Games:

Kentucky

■ Loss,
 ■ Non-Conf, S Site,
 ■ Home
 ■ Away
 N Neutral

Average RPI Win:	119	WON-LOST	WINNING	LAST 10	STRENGTH OF	OPP. STRENGTH	TEAM	ADJ.	CONF.	ADJ CONF.
Average RPI Loss:	90	RECORD	PCT. RANK	GAMES	SCHEDULE	OF SCHEDULE	RPI	RPI	RPI	RPI
DIV. I ONLY	20- 4	17	8- 2	85	14	22	22	5	5	
DIV. I NON-CONF.	11- 1	18	0- 0	98	27	12	12	4	4	
TOTALS	RPI 1-25	RPI 26-50	W-L RECORDS	RPI 51-100	RPI 101-150	RPI 150+				
20- 4	2- 1	2- 1	OVERALL	6- 1	3- 0	7- 1				
12- 1	2- 1	1- 0	HOME	4- 0	1- 0	4- 0				
5- 3	0- 0	0- 1	AWAY	2- 1	0- 0	3- 1				
3- 0	0- 0	1- 0	NEUTRAL	0- 0	2- 0	0- 0				
11- 1	1- 0	1- 1	NON-CONFERENCE	1- 0	3- 0	5- 0				
6- 0	1- 0	0- 0	HOME	1- 0	1- 0	3- 0				
2- 1	0- 0	0- 1	AWAY	0- 0	0- 0	2- 0				
3- 0	0- 0	1- 0	NEUTRAL	0- 0	2- 0	0- 0				
9- 3	1- 1	1- 0	CONFERENCE	5- 1	0- 0	2- 1				
6- 1	1- 1	1- 0	HOME	3- 0	0- 0	1- 0				
3- 2	0- 0	0- 0	AWAY	2- 1	0- 0	1- 1				
0- 0	0- 0	0- 0	NEUTRAL	0- 0	0- 0	0- 0				

RPI 1-25				Team's RPI: 22		RPI 26-50				RPI 51-100				RPI 101+			
RPI	S	Opponent	Score	RPI	S	Opponent	Score	RPI	S	Opponent	Score	RPI	S	Opponent	Score		
2	H	Stanford	56 80	33	N	North Carolina	94 81	53	H	Southern California	94 86	107	H	Hawaii	84 44		
17	H	Syracuse	63 60	34	H	Oregon St.	64 62	72	H	Oregon	97 94	114	N	Arkansas St.	69 66		
18	H	California	68 59	38	A	San Diego	53 61	76	H	UCLA	59 57	148	N	Illinois	84 60		
								80	A	Washington St.	78 85	151	A	Utah	65 62		
								84	A	Colorado	68 66	157	H	Long Beach St.	74 67		
								91	H	Miami (FL)	75 73	200	H	Sacred Heart	81 49		
								92	A	Washington	78 60	207	H	Providence	86 65		
												231	A	Texas Tech	85 77		
												239	A	Arizona	49 68		
												239	H	Arizona	60 36		
												255	A	Cal St. Fullerton	81 55		
LAST 12 Division I GAMES:																	
239	A	Arizona	49 68	2	H	Stanford	56 80										
239	H	Arizona	60 36	18	H	California	68 59										
72	H	Oregon	97 94	76	H	UCLA	59 57										
34	H	Oregon St.	64 62	53	H	Southern California	94 86										
84	A	Colorado	68 66	92	A	Washington	78 60										
151	A	Utah	65 62	80	A	Washington St.	78 85										

Non-Div I Games:

Arizona St.

■ Loss,
■ Non-Conf,
■ S Site,
■ H Home
■ A Away
N Neutral

West Virginia

Through Games Of Feb. 9, 2014

Average RPI Win:	134	WON-LOST	WINNING	LAST 10	STRENGTH OF	OPP. STRENGTH	TEAM	ADJ.	CONF.	ADJ CONF.
Average RPI Loss:	28	RECORD	PCT. RANK	GAMES	SCHEDULE	OF SCHEDULE	RPI	RPI	RPI	RPI
DIV. I ONLY	20- 3	11	8- 2	101	8	23	23	4	4	
DIV. I NON-CONF.	11- 1	18	1- 0	294	12	67	67	5	5	
TOTALS	RPI 1-25	RPI 26-50	W-L RECORDS	RPI 51-100	RPI 101-150	RPI 150+				
20- 3	2- 2	3- 1	OVERALL	4- 0	4- 0	7- 0				
9- 2	1- 1	2- 1	HOME	1- 0	1- 0	4- 0				
8- 1	1- 1	1- 0	AWAY	2- 0	2- 0	2- 0				
3- 0	0- 0	0- 0	NEUTRAL	1- 0	1- 0	1- 0				
11- 1	0- 0	0- 1	NON-CONFERENCE	3- 0	2- 0	6- 0				
5- 1	0- 0	0- 1	HOME	1- 0	0- 0	4- 0				
3- 0	0- 0	0- 0	AWAY	1- 0	1- 0	1- 0				
3- 0	0- 0	0- 0	NEUTRAL	1- 0	1- 0	1- 0				
9- 2	2- 2	3- 0	CONFERENCE	1- 0	2- 0	1- 0				
4- 1	1- 1	2- 0	HOME	0- 0	1- 0	0- 0				
5- 1	1- 1	1- 0	AWAY	1- 0	1- 0	1- 0				
0- 0	0- 0	0- 0	NEUTRAL	0- 0	0- 0	0- 0				

RPI 1-25				Team's RPI: 23				RPI 26-50				RPI 51-100				RPI 101+			
RPI	S	Opponent	Score	RPI	S	Opponent	Score	RPI	S	Opponent	Score	RPI	S	Opponent	Score				
16	H	Baylor	62 78	36	H	Oklahoma	77 63	55	H	Virginia	68 58	106	A	Kansas	65 55				
20	A	Texas	63 66	47	H	Ohio St.	61 70	78	A	Duquesne	88 80	107	A	Hawaii	59 56				
20	H	Texas	56 49	48	A	Iowa St.	73 59	80	N	Washington St.	88 66	113	H	Kansas St.	84 44				
25	A	Oklahoma St.	71 67	48	H	Iowa St.	67 56	88	A	TCU	66 62	140	N	Ole Miss	86 56				

Maryland

Through Games Of Feb. 9, 2014

Average RPI Win:	142	WON-LOST	WINNING	LAST 10	STRENGTH OF	OPP. STRENGTH	TEAM	ADJ.	CONF.	ADJ CONF.
Average RPI Loss:	18	RECORD	PCT. RANK	GAMES	SCHEDULE	OF SCHEDULE	RPI	RPI	RPI	RPI
DIV. I ONLY	19- 4	18	7- 3	54	28	24	24	2	2	
DIV. I NON-CONF.	12- 1	11	2- 0	196	80	48	48	2	2	
TOTALS	RPI 1-25	RPI 26-50	W-L RECORDS	RPI 51-100	RPI 101-150	RPI 150+				
19- 4	2- 3	3- 0	OVERALL	1- 1	6- 0	7- 0				
13- 2	1- 2	2- 0	HOME	0- 0	6- 0	4- 0				
4- 2	1- 1	1- 0	AWAY	1- 1	0- 0	1- 0				
2- 0	0- 0	0- 0	NEUTRAL	0- 0	0- 0	2- 0				
12- 1	0- 1	1- 0	NON-CONFERENCE	1- 0	3- 0	7- 0				
8- 1	0- 1	1- 0	HOME	0- 0	3- 0	4- 0				
2- 0	0- 0	0- 0	AWAY	1- 0	0- 0	1- 0				
2- 0	0- 0	0- 0	NEUTRAL	0- 0	0- 0	2- 0				
7- 3	2- 2	2- 0	CONFERENCE	0- 1	3- 0	0- 0				
5- 1	1- 1	1- 0	HOME	0- 0	3- 0	0- 0				
2- 2	1- 1	1- 0	AWAY	0- 1	0- 0	0- 0				
0- 0	0- 0	0- 0	NEUTRAL	0- 0	0- 0	0- 0				

RPI S	Opponent	Score	RPI S	Opponent	Score	RPI S	Opponent	Score	RPI S	Opponent	Score
1	H Notre Dame	83 87	33	A North Carolina	79 70	55	A Virginia	72 86	105	H Wake Forest	76 49
3	H UConn	55 72	40	H Georgia Tech	92 81	86	A South Fla.	78 70	108	H George Washington	87 51
12	A North Carolina St.	63 72	47	H Ohio St.	67 55				110	H Drexel	69 63
17	A Syracuse	89 64							123	H Pittsburgh	94 46
17	H Syracuse	77 62							137	H Clemson	95 43
									149	H Col. of Charleston	103 51
									190	N Ohio	84 60
									193	N Texas Southern	100 59
									197	A Towson	90 53
									260	H Loyola Maryland	89 53
									267	H Siena	105 49
									288	H Delaware St.	93 44
									336	H Wofford	110 53
LAST 12 Division I GAMES:											
137	H Clemson	95 43	40	H Georgia Tech	92 81						
123	H Pittsburgh	94 46	17	H Syracuse	77 62						
17	A Syracuse	89 64	105	H Wake Forest	76 49						
12	A North Carolina St.	63 72	33	A North Carolina	79 70						
1	H Notre Dame	83 87	149	H Col. of Charleston	103 51						
55	A Virginia	72 86	336	H Wofford	110 53						

Non-Div I Games:

Maryland

Loss, Non-Conf, S Site, H Home A Away N Neutral

Average RPI Win:	143	WON-LOST	WINNING	LAST 10	STRENGTH OF	OPP. STRENGTH	TEAM	ADJ.	CONF.	ADJ CONF.
Average RPI Loss:	23	RECORD	PCT. RANK	GAMES	SCHEDULE	OF SCHEDULE	RPI	RPI	RPI	RPI
DIV. I ONLY	19- 4	18	7- 3	62	31	25	25	4	4	
DIV. I NON-CONF.	11- 0	1	0- 0	206	116	24	24	5	5	
TOTALS	RPI 1-25	RPI 26-50	W-L RECORDS	RPI 51-100	RPI 101-150	RPI 150+				
19- 4	1- 3	3- 1	OVERALL	4- 0	3- 0	8- 0				
12- 2	1- 2	0- 0	HOME	2- 0	1- 0	8- 0				
4- 2	0- 1	1- 1	AWAY	1- 0	2- 0	0- 0				
3- 0	0- 0	2- 0	NEUTRAL	1- 0	0- 0	0- 0				
11- 0	0- 0	2- 0	NON-CONFERENCE	2- 0	0- 0	7- 0				
8- 0	0- 0	0- 0	HOME	1- 0	0- 0	7- 0				
0- 0	0- 0	0- 0	AWAY	0- 0	0- 0	0- 0				
3- 0	0- 0	2- 0	NEUTRAL	1- 0	0- 0	0- 0				
8- 4	1- 3	1- 1	CONFERENCE	2- 0	3- 0	1- 0				
4- 2	1- 2	0- 0	HOME	1- 0	1- 0	1- 0				
4- 2	0- 1	1- 1	AWAY	1- 0	2- 0	0- 0				
0- 0	0- 0	0- 0	NEUTRAL	0- 0	0- 0	0- 0				

RPI 1-25				Team's RPI: 25		RPI 26-50				RPI 51-100				RPI 101+																	
RPI	S	Opponent	Score	RPI	S	Opponent	Score	RPI	S	Opponent	Score	RPI	S	Opponent	Score																
16	A	Baylor	64 81	36	A	Oklahoma	74 81	53	H	Southern California	82 51	106	A	Kansas	64 56																
16	H	Baylor	66 69	40	N	Georgia Tech	68 60	86	N	South Fla.	75 56	106	H	Kansas	76 74																
20	H	Texas	67 61	43	N	Michigan St.	63 57	88	A	TCU	49 48	113	A	Kansas St.	58 51																
23	H	West Virginia	67 71	48	A	Iowa St.	69 62	88	H	TCU	65 53	170	H	Idaho St.	74 45																
																198	H	Lamar	83 56												
																218	H	Northern Colo.	87 51												
																226	H	North Texas	95 47												
																231	H	Texas Tech	82 56												
																234	H	Tex.-Pan American	90 48												
																326	H	UMass Lowell	103 52												
																330	H	Texas-Arlington	74 35												
																LAST 12 Division I GAMES:															
																16	A	Baylor	64 81	231	H	Texas Tech	82 56								
																106	H	Kansas	76 74	88	H	TCU	65 53								
																36	A	Oklahoma	74 81	48	A	Iowa St.	69 62								
																88	A	TCU	49 48	113	A	Kansas St.	58 51								
16	H	Baylor	66 69	23	H	West Virginia	67 71																								
106	A	Kansas	64 56	20	H	Texas	67 61																								

Non-Div I Games:

Oklahoma St.

Average RPI Win:	158	WON-LOST	WINNING	LAST 10	STRENGTH OF	OPP. STRENGTH	TEAM	ADJ.	CONF.	ADJ CONF.
Average RPI Loss:	23	RECORD	PCT. RANK	GAMES	SCHEDULE	OF SCHEDULE	RPI	RPI	RPI	RPI
DIV. I ONLY	22- 3	8	10- 0	160	39	26	26	8	8	
DIV. I NON-CONF.	10- 2	38	0- 0	111	6	18	18	8	8	
TOTALS	RPI 1-25	RPI 26-50	W-L RECORDS	RPI 51-100	RPI 101-150	RPI 150+				
22- 3	0- 1	2- 2	OVERALL	7- 0	4- 0	9- 0				
13- 0	0- 0	1- 0	HOME	4- 0	2- 0	6- 0				
9- 3	0- 1	1- 2	AWAY	3- 0	2- 0	3- 0				
0- 0	0- 0	0- 0	NEUTRAL	0- 0	0- 0	0- 0				
10- 2	0- 1	1- 1	NON-CONFERENCE	5- 0	1- 0	3- 0				
7- 0	0- 0	0- 0	HOME	3- 0	1- 0	3- 0				
3- 2	0- 1	1- 1	AWAY	2- 0	0- 0	0- 0				
0- 0	0- 0	0- 0	NEUTRAL	0- 0	0- 0	0- 0				
12- 1	0- 0	1- 1	CONFERENCE	2- 0	3- 0	6- 0				
6- 0	0- 0	1- 0	HOME	1- 0	1- 0	3- 0				
6- 1	0- 0	0- 1	AWAY	1- 0	2- 0	3- 0				
0- 0	0- 0	0- 0	NEUTRAL	0- 0	0- 0	0- 0				

RPI 1-25				RPI 26-50				Team's RPI: 26				RPI 51-100				RPI 101+			
RPI	S	Opponent	Score	RPI	S	Opponent	Score	RPI	S	Opponent	Score	RPI	S	Opponent	Score	RPI	S	Opponent	Score
2	A	Stanford	45 73	30	A	St. Mary's (CA)	78 79	54	H	BYU	68 42	132	A	Portland	56 24				
				36	A	Oklahoma	78 82	79	H	Idaho	64 56	145	A	San Francisco	68 40				
				38	H	San Diego	79 50	80	A	Washington St.	70 62	145	H	San Francisco	101 66				
				47	A	Ohio St.	59 58	87	A	Pacific	83 68	150	H	Eastern Wash.	78 58				
								94	A	Wisconsin	70 55	208	H	Colgate	81 31				
								95	H	UT Martin	91 54	229	A	Loyola Marymount	91 82				
								96	H	Fairfield	82 42	229	H	Loyola Marymount	88 51				
												248	A	Santa Clara	67 61				
												248	H	Santa Clara	89 37				
												253	A	Pepperdine	69 39				
												253	H	Pepperdine	86 51				
												261	H	Portland St.	96 47				
												299	H	UC Riverside	87 43				
LAST 12 Division I GAMES:																			
229	H	Loyola Marymount	88 51	248	A	Santa Clara	67 61												
253	H	Pepperdine	86 51	145	A	San Francisco	68 40												
145	H	San Francisco	101 66	38	H	San Diego	79 50												
248	H	Santa Clara	89 37	54	H	BYU	68 42												
253	A	Pepperdine	69 39	132	A	Portland	56 24												
229	A	Loyola Marymount	91 82	87	A	Pacific	83 68												

Non-Div I Games:

Gonzaga

■ Loss,
 ■ Non-Conf, S Site,
 ■ Home
 ■ Away
 N Neutral

Average RPI Win:	123	WON-LOST	WINNING	LAST 10	STRENGTH OF	OPP. STRENGTH	TEAM	ADJ.	CONF.	ADJ CONF.
Average RPI Loss:	45	RECORD	PCT. RANK	GAMES	SCHEDULE	OF SCHEDULE	RPI	RPI	RPI	RPI
DIV. I ONLY	18- 6	43	6- 4	36	45	27	27	3	3	
DIV. I NON-CONF.	12- 2	29	2- 0	129	121	29	29	3	3	
TOTALS	RPI 1-25	RPI 26-50	W-L RECORDS	RPI 51-100	RPI 101-150	RPI 150+				
18- 6	3- 1	4- 4	OVERALL	3- 1	1- 0	7- 0				
10- 3	2- 1	2- 2	HOME	0- 0	1- 0	5- 0				
5- 3	1- 0	2- 2	AWAY	1- 1	0- 0	1- 0				
3- 0	0- 0	0- 0	NEUTRAL	2- 0	0- 0	1- 0				
12- 2	2- 0	0- 1	NON-CONFERENCE	2- 1	1- 0	7- 0				
8- 0	2- 0	0- 0	HOME	0- 0	1- 0	5- 0				
1- 2	0- 0	0- 1	AWAY	0- 1	0- 0	1- 0				
3- 0	0- 0	0- 0	NEUTRAL	2- 0	0- 0	1- 0				
6- 4	1- 1	4- 3	CONFERENCE	1- 0	0- 0	0- 0				
2- 3	0- 1	2- 2	HOME	0- 0	0- 0	0- 0				
4- 1	1- 0	2- 1	AWAY	1- 0	0- 0	0- 0				
0- 0	0- 0	0- 0	NEUTRAL	0- 0	0- 0	0- 0				

RPI 1-25				RPI 26-50				Team's RPI: 27	RPI 51-100				RPI 101+			
RPI	S	Opponent	Score	RPI	S	Opponent	Score		RPI	S	Opponent	Score	RPI	S	Opponent	Score
11	A	Penn St.	73 70	39	A	Indiana	84 86		53	N	Southern California	78 65	104	H	North Dakota	88 62
11	H	Penn St.	71 87	39	H	Indiana	84 75		84	A	Colorado	87 90	170	H	Idaho St.	95 47
17	H	Syracuse	97 91	41	A	Minnesota	64 56		94	A	Wisconsin	82 65	175	A	UNI	67 60
19	H	Dayton	97 93	41	H	Minnesota	78 71		99	N	Boston College	78 68	176	H	Stony Brook	78 40
				42	H	Nebraska	67 80						195	H	Drake	73 51
				43	H	Michigan St.	72 88						289	N	UNC Wilmington	102 65
				47	A	Ohio St.	81 74						299	H	UC Riverside	70 56
				48	A	Iowa St.	70 83						345	H	Ark.-Pine Bluff	76 38
LAST 12 Division I GAMES:																
11	A	Penn St.	73 70	94	A	Wisconsin	82 65									
42	H	Nebraska	67 80	41	H	Minnesota	78 71									
41	A	Minnesota	64 56	11	H	Penn St.	71 87									
39	H	Indiana	84 75	39	A	Indiana	84 86									
47	A	Ohio St.	81 74	104	H	North Dakota	88 62									
43	H	Michigan St.	72 88	195	H	Drake	73 51									

Non-Div I Games:

Iowa

■ Loss,
■ Non-Conf, S Site,
■ Home
■ Away
N Neutral

Average RPI Win:	165	WON-LOST	WINNING	LAST 10	STRENGTH OF	OPP. STRENGTH	TEAM	ADJ.	CONF.	ADJ CONF.
Average RPI Loss:	38	RECORD	PCT. RANK	GAMES	SCHEDULE	OF SCHEDULE	RPI	RPI	RPI	RPI
DIV. I ONLY	19- 4	18	9- 1	97	77	28	28	10	10	
DIV. I NON-CONF.	11- 3	55	3- 0	105	31	43	43	12	12	
TOTALS	RPI 1-25	RPI 26-50	W-L RECORDS	RPI 51-100	RPI 101-150	RPI 150+				
19- 4	0- 2	1- 1	OVERALL	4- 1	3- 0	11- 0				
8- 2	0- 2	1- 0	HOME	1- 0	0- 0	6- 0				
8- 2	0- 0	0- 1	AWAY	2- 1	2- 0	4- 0				
3- 0	0- 0	0- 0	NEUTRAL	1- 0	1- 0	1- 0				
11- 3	0- 2	1- 0	NON-CONFERENCE	3- 1	2- 0	5- 0				
3- 2	0- 2	1- 0	HOME	0- 0	0- 0	2- 0				
5- 1	0- 0	0- 0	AWAY	2- 1	1- 0	2- 0				
3- 0	0- 0	0- 0	NEUTRAL	1- 0	1- 0	1- 0				
8- 1	0- 0	0- 1	CONFERENCE	1- 0	1- 0	6- 0				
5- 0	0- 0	0- 0	HOME	1- 0	0- 0	4- 0				
3- 1	0- 0	0- 1	AWAY	0- 0	1- 0	2- 0				
0- 0	0- 0	0- 0	NEUTRAL	0- 0	0- 0	0- 0				

RPI 1-25				RPI 26-50				Team's RPI: 28				RPI 51-100				RPI 101+			
RPI	S	Opponent	Score	RPI	S	Opponent	Score	RPI	S	Opponent	Score	RPI	S	Opponent	Score	RPI	S	Opponent	Score
6	H	Tennessee	57 67	46	H	South Dakota St.	59 44	51	H	UTEP	69 58	102	N	Wright St.	69 62				
21	H	Kentucky	72 84	50	A	Southern Miss.	56 68	74	A	Arkansas	51 66	137	A	Clemson	76 51				
								86	A	South Fla.	68 62	141	A	UAB	61 55				
								89	N	Mississippi St.	62 48	155	H	Rice	65 54				
								91	A	Miami (FL)	61 55	171	H	UTSA	60 41				
												172	H	Old Dominion	62 49				
												177	A	UCF	63 51				
												178	A	Tulsa	67 57				
												221	A	Louisiana Tech	68 51				
												226	H	North Texas	86 42				
												254	A	Austin Peay	69 43				
												259	N	Southeastern La.	89 71				
												263	H	Tennessee Tech	84 53				
												314	H	Kennesaw St.	68 32				
LAST 12 Division I GAMES:																			
155	H	Rice	65 54	51	H	UTEP	69 58	221	A	Louisiana Tech	68 51	226	H	North Texas	86 42	263	H	Tennessee Tech	84 53
178	A	Tulsa	67 57	221	A	Louisiana Tech	68 51	137	A	Clemson	76 51	46	H	South Dakota St.	59 44				
50	A	Southern Miss.	56 68	226	H	North Texas	86 42												
172	H	Old Dominion	62 49	263	H	Tennessee Tech	84 53												
171	H	UTSA	60 41	137	A	Clemson	76 51												
141	A	UAB	61 55	46	H	South Dakota St.	59 44												

Non-Div I Games:

Middle Tenn.

■ Loss,
 ■ Non-Conf, S Site,
 ■ Home
 ■ Away
 N Neutral

Average RPI Win:	152	WON-LOST	WINNING	LAST 10	STRENGTH OF	OPP. STRENGTH	TEAM	ADJ.	CONF.	ADJ CONF.
Average RPI Loss:	31	RECORD	PCT. RANK	GAMES	SCHEDULE	OF SCHEDULE	RPI	RPI	RPI	RPI
DIV. I ONLY	16- 7	68	4- 6	38	47	29	29	2	2	
DIV. I NON-CONF.	12- 1	11	2- 0	90	133	13	13	2	2	
TOTALS	RPI 1-25	RPI 26-50	W-L RECORDS	RPI 51-100	RPI 101-150	RPI 150+				
16- 7	0- 4	1- 1	OVERALL	6- 1	3- 1	6- 0				
9- 3	0- 2	1- 1	HOME	3- 0	1- 0	4- 0				
6- 4	0- 2	0- 0	AWAY	2- 1	2- 1	2- 0				
1- 0	0- 0	0- 0	NEUTRAL	1- 0	0- 0	0- 0				
12- 1	0- 1	1- 0	NON-CONFERENCE	4- 0	1- 0	6- 0				
7- 0	0- 0	1- 0	HOME	2- 0	0- 0	4- 0				
4- 1	0- 1	0- 0	AWAY	1- 0	1- 0	2- 0				
1- 0	0- 0	0- 0	NEUTRAL	1- 0	0- 0	0- 0				
4- 6	0- 3	0- 1	CONFERENCE	2- 1	2- 1	0- 0				
2- 3	0- 2	0- 1	HOME	1- 0	1- 0	0- 0				
2- 3	0- 1	0- 0	AWAY	1- 1	1- 1	0- 0				
0- 0	0- 0	0- 0	NEUTRAL	0- 0	0- 0	0- 0				

RPI 1-25				RPI 26-50				Team's RPI: 29				RPI 51-100				RPI 101+			
RPI	S	Opponent	Score	RPI	S	Opponent	Score	RPI	S	Opponent	Score	RPI	S	Opponent	Score	RPI	S	Opponent	Score
1	H	Notre Dame	60 81	33	H	North Carolina	61 65	52	A	Florida	76 68	105	A	Wake Forest	54 78				
4	H	Duke	77 85	43	H	Michigan St.	60 58	55	A	Virginia	68 85	111	H	Virginia Tech	70 54				
7	A	Louisville	59 69					67	H	Stetson	79 49	123	A	Pittsburgh	78 69				
12	A	North Carolina St.	57 80					87	N	Pacific	73 66	138	A	Cincinnati	63 58				
								91	A	Miami (FL)	68 63	157	A	Long Beach St.	72 57				
								95	H	UT Martin	76 53	209	H	Jacksonville	71 33				
								99	H	Boston College	72 55	245	A	Miami (OH)	71 62				
												277	H	Prairie View	88 37				
												303	H	UNC Greensboro	93 59				
												337	H	North Florida	61 42				
LAST 12 Division I GAMES:																			
99	H	Boston College	72 55	12	A	North Carolina St.	57 80												
1	H	Notre Dame	60 81	33	H	North Carolina	61 65												
105	A	Wake Forest	54 78	91	A	Miami (FL)	68 63												
111	H	Virginia Tech	70 54	123	A	Pittsburgh	78 69												
4	H	Duke	77 85	95	H	UT Martin	76 53												
55	A	Virginia	68 85	157	A	Long Beach St.	72 57												

Non-Div I Games:

Florida St.

St. Mary's (CA)

Through Games Of Feb. 9, 2014

Average RPI Win:	148	WON-LOST	WINNING	LAST 10	STRENGTH OF	OPP. STRENGTH	TEAM	ADJ.	CONF.	ADJ CONF.
Average RPI Loss:	73	RECORD	PCT. RANK	GAMES	SCHEDULE	OF SCHEDULE	RPI	RPI	RPI	RPI
DIV. I ONLY	18- 5	30	6- 4	89	86	30	30	8	8	
DIV. I NON-CONF.	10- 1	22	0- 0	155	68	23	23	8	8	
TOTALS	RPI 1-25	RPI 26-50	W-L RECORDS	RPI 51-100	RPI 101-150	RPI 150+				
18- 5	0- 0	2- 1	OVERALL	5- 3	3- 1	8- 0				
12- 1	0- 0	2- 0	HOME	4- 1	1- 0	5- 0				
6- 4	0- 0	0- 1	AWAY	1- 2	2- 1	3- 0				
0- 0	0- 0	0- 0	NEUTRAL	0- 0	0- 0	0- 0				
10- 1	0- 0	0- 0	NON-CONFERENCE	4- 0	1- 1	5- 0				
6- 0	0- 0	0- 0	HOME	3- 0	0- 0	3- 0				
4- 1	0- 0	0- 0	AWAY	1- 0	1- 1	2- 0				
0- 0	0- 0	0- 0	NEUTRAL	0- 0	0- 0	0- 0				
8- 4	0- 0	2- 1	CONFERENCE	1- 3	2- 0	3- 0				
6- 1	0- 0	2- 0	HOME	1- 1	1- 0	2- 0				
2- 3	0- 0	0- 1	AWAY	0- 2	1- 0	1- 0				
0- 0	0- 0	0- 0	NEUTRAL	0- 0	0- 0	0- 0				

RPI 1-25				RPI 26-50		Team's RPI: 30		RPI 51-100				RPI 101+			
RPI	S	Opponent	Score	RPI	S	Opponent	Score	RPI	S	Opponent	Score	RPI	S	Opponent	Score
				26	H	Gonzaga	79 78	53	A	Southern California	71 55	101	A	Sacramento St.	92 94
				38	A	San Diego	70 80	54	A	BYU	67 69	115	A	Butler	90 86
				38	H	San Diego	71 68	54	H	BYU	75 70	132	H	Portland	80 65
								82	H	Cal Poly	77 69	145	A	San Francisco	86 67
								83	H	Alabama	86 76	154	H	UC Davis	88 71
								87	A	Pacific	80 91	189	A	Cal St. Northridge	72 60
								87	H	Pacific	71 88	194	H	Toledo	81 57
								92	H	Washington	91 81	229	H	Loyola Marymount	78 74
												248	A	Santa Clara	80 70
												253	H	Pepperdine	71 48
												261	A	Portland St.	72 54
												307	H	UC Santa Barbara	89 79
LAST 12 Division I GAMES:															
				87	H	Pacific	71 88	145	A	San Francisco	86 67				
				38	H	San Diego	71 68	248	A	Santa Clara	80 70				
				54	H	BYU	75 70	54	A	BYU	67 69				
				87	A	Pacific	80 91	38	A	San Diego	70 80				
				229	H	Loyola Marymount	78 74	132	H	Portland	80 65				
				253	H	Pepperdine	71 48	26	H	Gonzaga	79 78				

Non-Div I Games:

St. Mary's (CA)

■ Loss,
 ■ Non-Conf,
 ■ S Site,
 ■ H Home
 ■ A Away
 N Neutral

Central Mich.

Through Games Of Feb. 9, 2014

Average RPI Win:	181	WON-LOST	WINNING	LAST 10	STRENGTH OF	OPP. STRENGTH	TEAM	ADJ.	CONF.	ADJ CONF.
Average RPI Loss:	39	RECORD	PCT. RANK	GAMES	SCHEDULE	OF SCHEDULE	RPI	RPI	RPI	RPI
DIV. I ONLY	15- 8	86	10- 0	51	82	31	31	13	13	
DIV. I NON-CONF.	4- 8	242	0- 1	20	3	92	92	13	13	
TOTALS	RPI 1-25	RPI 26-50	W-L RECORDS	RPI 51-100	RPI 101-150	RPI 150+				
15- 8	1- 5	1- 1	OVERALL	0- 0	3- 2	10- 0				
8- 0	1- 0	1- 0	HOME	0- 0	1- 0	5- 0				
6- 6	0- 4	0- 1	AWAY	0- 0	2- 1	4- 0				
1- 2	0- 1	0- 0	NEUTRAL	0- 0	0- 1	1- 0				
4- 8	1- 5	0- 1	NON-CONFERENCE	0- 0	0- 2	3- 0				
2- 0	1- 0	0- 0	HOME	0- 0	0- 0	1- 0				
1- 6	0- 4	0- 1	AWAY	0- 0	0- 1	1- 0				
1- 2	0- 1	0- 0	NEUTRAL	0- 0	0- 1	1- 0				
11- 0	0- 0	1- 0	CONFERENCE	0- 0	3- 0	7- 0				
6- 0	0- 0	1- 0	HOME	0- 0	1- 0	4- 0				
5- 0	0- 0	0- 0	AWAY	0- 0	2- 0	3- 0				
0- 0	0- 0	0- 0	NEUTRAL	0- 0	0- 0	0- 0				

RPI 1-25				RPI 26-50				Team's RPI: 31	RPI 51-100				RPI 101+			
RPI	S	Opponent	Score	RPI	S	Opponent	Score		RPI	S	Opponent	Score	RPI	S	Opponent	Score
1	A	Notre Dame	72 106	37	H	Bowling Green	82 79						103	A	Marquette	72 84
4	N	Duke	64 97	46	A	South Dakota St.	82 87						106	N	Kansas	63 68
9	A	Purdue	97 109										122	A	Akron	109 83
19	A	Dayton	89 102										127	A	Buffalo	82 68
19	H	Dayton	94 91										127	H	Buffalo	74 63
21	A	Kentucky	74 96										165	A	Ball St.	84 81
													182	H	Eastern Mich.	82 67
													190	H	Ohio	80 63
													194	H	Toledo	84 71
													214	N	Xavier	88 62
													222	A	Western Mich.	113 87
													238	H	Northern Ill.	65 60
													277	H	Prairie View	90 66
													283	A	Massachusetts	105 61
													317	A	Kent St.	87 53
LAST 12 Division I GAMES:																
127	H	Buffalo	74 63	37	H	Bowling Green	82 79									
165	A	Ball St.	84 81	238	H	Northern Ill.	65 60									
190	H	Ohio	80 63	127	A	Buffalo	82 68									
182	H	Eastern Mich.	82 67	122	A	Akron	109 83									
222	A	Western Mich.	113 87	194	H	Toledo	84 71									
317	A	Kent St.	87 53	19	A	Dayton	89 102									

Non-Div I Games:

Central Mich.

■ Loss,
■ Non-Conf, S Site,
■ Home
■ Away
N Neutral

Average RPI Win:	156	WON-LOST	WINNING	LAST 10	STRENGTH OF	OPP. STRENGTH	TEAM	ADJ.	CONF.	ADJ CONF.
Average RPI Loss:	50	RECORD	PCT. RANK	GAMES	SCHEDULE	OF SCHEDULE	RPI	RPI	RPI	RPI
DIV. I ONLY	18- 5	30	7- 3	96	73	32	32	7	7	
DIV. I NON-CONF.	10- 1	22	1- 0	91	88	20	20	7	7	
TOTALS	RPI 1-25	RPI 26-50	W-L RECORDS	RPI 51-100	RPI 101-150	RPI 150+				
18- 5	0- 2	0- 1	OVERALL	3- 1	5- 1	10- 0				
5- 3	0- 2	0- 0	HOME	2- 0	1- 1	2- 0				
10- 2	0- 0	0- 1	AWAY	1- 1	3- 0	6- 0				
3- 0	0- 0	0- 0	NEUTRAL	0- 0	1- 0	2- 0				
10- 1	0- 1	0- 0	NON-CONFERENCE	2- 0	2- 0	6- 0				
2- 1	0- 1	0- 0	HOME	1- 0	1- 0	0- 0				
5- 0	0- 0	0- 0	AWAY	1- 0	0- 0	4- 0				
3- 0	0- 0	0- 0	NEUTRAL	0- 0	1- 0	2- 0				
8- 4	0- 1	0- 1	CONFERENCE	1- 1	3- 1	4- 0				
3- 2	0- 1	0- 0	HOME	1- 0	0- 1	2- 0				
5- 2	0- 0	0- 1	AWAY	0- 1	3- 0	2- 0				
0- 0	0- 0	0- 0	NEUTRAL	0- 0	0- 0	0- 0				

RPI 1-25			RPI 26-50			Team's RPI: 32	RPI 51-100			RPI 101+		
RPI	S	Opponent	Score	RPI	S	Opponent	Score	RPI	S	Opponent	Score	
10	H	Saint Joseph's	60 63	35	A	DePaul	65 91	59	A	Creighton	58 65	103 A Marquette 63 61
14	H	St. John's (NY)	52 59					59	H	Creighton	68 54	110 N Drexel 63 52
								65	A	Temple	59 58	115 A Butler 70 48
								67	H	Penn	55 54	120 H Lafayette 60 33
												134 A Seton Hall 62 57
												134 H Seton Hall 56 64
												158 A FIU 68 61
												166 A Georgetown 59 49
												191 A La Salle 83 47
												198 N Montana St. 79 55
												200 A Sacred Heart 62 59
												207 A Providence 72 66
												207 H Providence 68 59
												210 A Lehigh 79 73
												214 H Xavier 61 32
												276 N Mississippi Val. 87 53
LAST 12 Division I GAMES:												
134	A	Seton Hall	62 57	35	A	DePaul	65 91	59	H	Penn	55 54	
207	A	Providence	72 66	67	H	Penn	55 54	134	H	Seton Hall	56 64	
59	H	Creighton	68 54	115	A	Butler	70 48	207	H	Providence	68 59	
166	A	Georgetown	59 49	207	H	Providence	68 59	103	A	Marquette	63 61	
214	H	Xavier	61 32									
14	H	St. John's (NY)	52 59									

Non-Div I Games:

Villanova

■ Loss,
■ Non-Conf, S Site,
■ Home
■ Away
N Neutral

North Carolina

Through Games Of Feb. 9, 2014

Average RPI Win:	138	WON-LOST	WINNING	LAST 10	STRENGTH OF	OPP. STRENGTH	TEAM	ADJ.	CONF.	ADJ CONF.
Average RPI Loss:	33	RECORD	PCT. RANK	GAMES	SCHEDULE	OF SCHEDULE	RPI	RPI	RPI	RPI
DIV. I ONLY	17- 6	52	6- 4	39	53	33	33	2	2	
DIV. I NON-CONF.	12- 2	29	3- 0	80	84	37	37	2	2	
TOTALS	RPI 1-25	RPI 26-50	W-L RECORDS	RPI 51-100	RPI 101-150	RPI 150+				
17- 6	2- 4	3- 1	OVERALL	2- 1	5- 0	5- 0				
9- 4	1- 3	2- 0	HOME	0- 1	2- 0	4- 0				
4- 1	0- 0	1- 1	AWAY	2- 0	1- 0	0- 0				
4- 1	1- 1	0- 0	NEUTRAL	0- 0	2- 0	1- 0				
12- 2	1- 2	2- 0	NON-CONFERENCE	1- 0	3- 0	5- 0				
7- 1	0- 1	2- 0	HOME	0- 0	1- 0	4- 0				
1- 0	0- 0	0- 0	AWAY	1- 0	0- 0	0- 0				
4- 1	1- 1	0- 0	NEUTRAL	0- 0	2- 0	1- 0				
5- 4	1- 2	1- 1	CONFERENCE	1- 1	2- 0	0- 0				
2- 3	1- 2	0- 0	HOME	0- 1	1- 0	0- 0				
3- 1	0- 0	1- 1	AWAY	1- 0	1- 0	0- 0				
0- 0	0- 0	0- 0	NEUTRAL	0- 0	0- 0	0- 0				

RPI S	Opponent	Score	RPI S	Opponent	Score	Team's RPI: 33	RPI S	Opponent	Score	RPI S	Opponent	Score
6	H Tennessee	65 81	29	A Florida St.	65 61		76	A UCLA	78 68	105	A Wake Forest	83 65
8	N South Carolina	74 66	40	A Georgia Tech	91 94		91	H Miami (FL)	80 83	114	N Arkansas St.	93 60
12	H North Carolina St.	79 70	42	H Nebraska	75 62		99	A Boston College	73 56	137	H Clemson	78 55
17	H Syracuse	73 78	44	H James Madison	74 71					144	H High Point	103 71
22	N Arizona St.	81 94								148	N Illinois	87 51
24	H Maryland	70 79								153	H Coppin St.	91 51
										251	H Coastal Caro.	106 52
										306	H Charleston So.	100 49
										340	H Air Force	87 26
										343	N New Orleans	124 41
LAST 12 Division I GAMES:												
40	A Georgia Tech	91 94	29	A Florida St.	65 61		12	H North Carolina St.	79 70			
91	H Miami (FL)	80 83					24	H Maryland	70 79			
17	H Syracuse	73 78					44	H James Madison	74 71			
105	A Wake Forest	83 65					144	H High Point	103 71			
99	A Boston College	73 56					8	N South Carolina	74 66			
137	H Clemson	78 55										

Non-Div I Games:

North Carolina

Loss, Non-Conf, S Site, H Home A Away N Neutral

Average RPI Win: 132	WON-LOST	WINNING	LAST 10	STRENGTH OF	OPP. STRENGTH	TEAM	ADJ.	CONF.	ADJ CONF.
Average RPI Loss: 33	RECORD	PCT. RANK	GAMES	SCHEDULE	OF SCHEDULE	RPI	RPI	RPI	RPI
DIV. I ONLY	13- 9	109	6- 4	25	17	34	34	5	5
DIV. I NON-CONF.	7- 4	95	0- 1	27	46	50	50	4	4
<hr/>									
TOTALS	RPI 1-25	RPI 26-50	W-L RECORDS	RPI 51-100	RPI 101-150	RPI 150+			
13- 9	0- 5	0- 0	OVERALL	5- 4	4- 0	4- 0			
8- 1	0- 1	0- 0	HOME	4- 0	2- 0	2- 0			
4- 5	0- 3	0- 0	AWAY	1- 2	1- 0	2- 0			
1- 3	0- 1	0- 0	NEUTRAL	0- 2	1- 0	0- 0			
7- 4	0- 2	0- 0	NON-CONFERENCE	0- 2	4- 0	3- 0			
4- 1	0- 1	0- 0	HOME	0- 0	2- 0	2- 0			
2- 0	0- 0	0- 0	AWAY	0- 0	1- 0	1- 0			
1- 3	0- 1	0- 0	NEUTRAL	0- 2	1- 0	0- 0			
6- 5	0- 3	0- 0	CONFERENCE	5- 2	0- 0	1- 0			
4- 0	0- 0	0- 0	HOME	4- 0	0- 0	0- 0			
2- 5	0- 3	0- 0	AWAY	1- 2	0- 0	1- 0			
0- 0	0- 0	0- 0	NEUTRAL	0- 0	0- 0	0- 0			

RPI 1-25				RPI 26-50				Team's RPI: 34				RPI 51-100				RPI 101+			
RPI	S	Opponent	Score	RPI	S	Opponent	Score	RPI	S	Opponent	Score	RPI	S	Opponent	Score	RPI	S	Opponent	Score
1	H	Notre Dame	58 70									52	N	Florida	70 73	101	H	Sacramento St.	102 80
2	A	Stanford	67 89									53	A	Southern California	60 81	107	H	Hawaii	76 64
11	N	Penn St.	56 61									59	N	Creighton	62 70	132	A	Portland	79 73
18	A	California	63 72									72	A	Oregon	88 80	137	N	Clemson	74 41
22	A	Arizona St.	62 64									72	H	Oregon	84 70	152	H	Bakersfield	80 49
												76	A	UCLA	63 66	225	A	UNLV	68 60
												80	H	Washington St.	72 57	229	H	Loyola Marymount	92 54
												84	H	Colorado	75 63	239	A	Arizona	64 50
												92	H	Washington	75 68				
LAST 12 Division I GAMES:																			
				84	H	Colorado	75 63					53	A	Southern California	60 81				
				239	A	Arizona	64 50					72	H	Oregon	84 70				
				22	A	Arizona St.	62 64					72	A	Oregon	88 80				
				80	H	Washington St.	72 57					2	A	Stanford	67 89				
				92	H	Washington	75 68					18	A	California	63 72				
				76	A	UCLA	63 66					1	H	Notre Dame	58 70				

Non-Div I Games: Corban 94 49

Oregon St.

■ Loss,
■ Non-Conf,
■ S Site,
■ H Home
■ A Away
N Neutral

Average RPI Win:	162	WON-LOST	WINNING	LAST 10	STRENGTH OF	OPP. STRENGTH	TEAM	ADJ.	CONF.	ADJ CONF.
Average RPI Loss:	34	RECORD	PCT. RANK	GAMES	SCHEDULE	OF SCHEDULE	RPI	RPI	RPI	RPI
DIV. I ONLY	19- 5	27	9- 1	120	34	35	35	7	7	
DIV. I NON-CONF.	9- 3	63	0- 0	123	21	52	52	7	7	
TOTALS	RPI 1-25	RPI 26-50	W-L RECORDS	RPI 51-100	RPI 101-150	RPI 150+				
19- 5	0- 3	1- 0	OVERALL	4- 2	4- 0	10- 0				
10- 2	0- 2	1- 0	HOME	3- 0	1- 0	5- 0				
6- 3	0- 1	0- 0	AWAY	0- 2	2- 0	4- 0				
3- 0	0- 0	0- 0	NEUTRAL	1- 0	1- 0	1- 0				
9- 3	0- 2	0- 0	NON-CONFERENCE	3- 1	1- 0	5- 0				
5- 1	0- 1	0- 0	HOME	2- 0	0- 0	3- 0				
1- 2	0- 1	0- 0	AWAY	0- 1	0- 0	1- 0				
3- 0	0- 0	0- 0	NEUTRAL	1- 0	1- 0	1- 0				
10- 2	0- 1	1- 0	CONFERENCE	1- 1	3- 0	5- 0				
5- 1	0- 1	1- 0	HOME	1- 0	1- 0	2- 0				
5- 1	0- 0	0- 0	AWAY	0- 1	2- 0	3- 0				
0- 0	0- 0	0- 0	NEUTRAL	0- 0	0- 0	0- 0				

RPI 1-25				RPI 26-50				Team's RPI: 35	RPI 51-100				RPI 101+			
RPI	S	Opponent	Score	RPI	S	Opponent	Score		RPI	S	Opponent	Score	RPI	S	Opponent	Score
1	A	Notre Dame	76 92	32	H	Villanova	91 65		59	A	Creighton	78 86	103	H	Marquette	91 85
14	H	St. John's (NY)	86 96						59	H	Creighton	80 66	115	A	Butler	85 64
21	H	Kentucky	85 96						69	H	Harvard	99 75	123	N	Pittsburgh	77 63
									75	A	Northwestern	79 82	134	A	Seton Hall	75 68
									78	H	Duquesne	88 77	166	A	Georgetown	92 69
									92	N	Washington	73 66	205	H	Loyola Chicago	93 55
													207	A	Providence	74 63
													207	H	Providence	91 71
													214	A	Xavier	78 49
													214	H	Xavier	87 60
													219	H	Illinois St.	80 67
													270	A	Bradley	91 67
													279	N	La.-Monroe	79 57
													292	H	Dartmouth	90 76
LAST 12 Division I GAMES:																
59	H	Creighton	80 66	32	H	Villanova	91 65		134	A	Seton Hall	75 68				
214	A	Xavier	78 49						14	H	St. John's (NY)	86 96				
207	A	Providence	74 63						207	H	Providence	91 71				
103	H	Marquette	91 85						59	A	Creighton	78 86				
115	A	Butler	85 64						214	H	Xavier	87 60				
166	A	Georgetown	92 69													

Non-Div I Games:

DePaul

Average RPI Win:	143	WON-LOST	WINNING	LAST 10	STRENGTH OF	OPP. STRENGTH	TEAM	ADJ.	CONF.	ADJ CONF.
Average RPI Loss:	41	RECORD	PCT. RANK	GAMES	SCHEDULE	OF SCHEDULE	RPI	RPI	RPI	RPI
DIV. I ONLY	15- 9	96	5- 5	13	54	36	36	4	4	
DIV. I NON-CONF.	9- 4	81	1- 0	18	123	46	46	5	5	
TOTALS	RPI 1-25	RPI 26-50	W-L RECORDS	RPI 51-100	RPI 101-150	RPI 150+				
15- 9	1- 5	2- 1	OVERALL	5- 2	2- 1	5- 0				
11- 4	1- 3	1- 1	HOME	4- 0	1- 0	4- 0				
4- 5	0- 2	1- 0	AWAY	1- 2	1- 1	1- 0				
0- 0	0- 0	0- 0	NEUTRAL	0- 0	0- 0	0- 0				
9- 4	0- 2	1- 0	NON-CONFERENCE	4- 2	0- 0	4- 0				
8- 2	0- 2	1- 0	HOME	3- 0	0- 0	4- 0				
1- 2	0- 0	0- 0	AWAY	1- 2	0- 0	0- 0				
0- 0	0- 0	0- 0	NEUTRAL	0- 0	0- 0	0- 0				
6- 5	1- 3	1- 1	CONFERENCE	1- 0	2- 1	1- 0				
3- 2	1- 1	0- 1	HOME	1- 0	1- 0	0- 0				
3- 3	0- 2	1- 0	AWAY	0- 0	1- 1	1- 0				
0- 0	0- 0	0- 0	NEUTRAL	0- 0	0- 0	0- 0				

RPI 1-25				RPI 26-50				Team's RPI: 36	RPI 51-100				RPI 101+			
RPI	S	Opponent	Score	RPI	S	Opponent	Score		RPI	S	Opponent	Score	RPI	S	Opponent	Score
4	H	Duke	85 94	26	H	Gonzaga	82 78		59	H	Creighton	80 52	106	A	Kansas	81 71
7	H	Louisville	92 97	48	A	Iowa St.	75 54		64	A	Marist	69 76	113	A	Kansas St.	78 86
16	H	Baylor	67 81	48	H	Iowa St.	75 82		67	H	Stetson	78 60	113	H	Kansas St.	61 50
20	A	Texas	74 79						71	H	Wichita St.	89 70	231	A	Texas Tech	68 38
23	A	West Virginia	63 77						76	A	UCLA	76 82	262	H	Western Ill.	97 80
25	H	Oklahoma St.	81 74						88	H	TCU	63 52	298	H	Samford	66 35
									96	A	Fairfield	79 51	329	H	UMES	105 46
													330	H	Texas-Arlington	99 46
LAST 12 Division I GAMES:																
106	A	Kansas	81 71	23	A	West Virginia	63 77									
16	H	Baylor	67 81	113	H	Kansas St.	61 50									
25	H	Oklahoma St.	81 74	20	A	Texas	74 79									
113	A	Kansas St.	78 86	48	H	Iowa St.	75 82									
88	H	TCU	63 52	231	A	Texas Tech	68 38									
48	A	Iowa St.	75 54	298	H	Samford	66 35									

Non-Div I Games:

Oklahoma

■ Loss,
■ Non-Conf, S Site,
■ Home
■ Away
N Neutral

Bowling Green

Through Games Of Feb. 9, 2014

Average RPI Win:	190	WON-LOST	WINNING	LAST 10	STRENGTH OF	OPP. STRENGTH	TEAM	ADJ.	CONF.	ADJ CONF.
Average RPI Loss:	35	RECORD	PCT. RANK	GAMES	SCHEDULE	OF SCHEDULE	RPI	RPI	RPI	RPI
DIV. I ONLY	20- 3	11	9- 1	180	113	37	37	13	13	
DIV. I NON-CONF.	10- 2	38	1- 0	167	58	42	42	13	13	
TOTALS	RPI 1-25	RPI 26-50	W-L RECORDS	RPI 51-100	RPI 101-150	RPI 150+				
20- 3	0- 1	1- 1	OVERALL	2- 1	3- 0	14- 0				
10- 0	0- 0	0- 0	HOME	0- 0	2- 0	8- 0				
7- 2	0- 1	1- 1	AWAY	1- 0	1- 0	4- 0				
3- 1	0- 0	0- 0	NEUTRAL	1- 1	0- 0	2- 0				
10- 2	0- 1	1- 0	NON-CONFERENCE	2- 1	1- 0	6- 0				
4- 0	0- 0	0- 0	HOME	0- 0	0- 0	4- 0				
3- 1	0- 1	1- 0	AWAY	1- 0	1- 0	0- 0				
3- 1	0- 0	0- 0	NEUTRAL	1- 1	0- 0	2- 0				
10- 1	0- 0	0- 1	CONFERENCE	0- 0	2- 0	8- 0				
6- 0	0- 0	0- 0	HOME	0- 0	2- 0	4- 0				
4- 1	0- 0	0- 1	AWAY	0- 0	0- 0	4- 0				
0- 0	0- 0	0- 0	NEUTRAL	0- 0	0- 0	0- 0				

RPI 1-25				RPI 26-50				RPI 51-100				RPI 101+			
RPI	S	Opponent	Score	RPI	S	Opponent	Score	RPI	S	Opponent	Score	RPI	S	Opponent	Score
9	A	Purdue	48 57	31	A	Central Mich.	79 82	64	N	Marist	60 74	115	A	Butler	61 57
				47	A	Ohio St.	64 52	66	A	Iona	51 50	122	H	Akron	81 65
								85	N	Michigan	63 52	127	H	Buffalo	62 50
												165	A	Ball St.	72 61
												172	N	Old Dominion	77 58
												182	H	Eastern Mich.	71 57
												183	H	Saint Francis (PA)	81 66
												190	A	Ohio	78 62
												194	A	Toledo	66 59
												222	H	Western Mich.	72 50
												238	H	Northern Ill.	57 44
												245	H	Miami (OH)	91 45
												265	H	Niagara	90 58
												281	H	Milwaukee	87 64
												283	H	Massachusetts	86 46
												301	N	Monmouth	71 48
												317	A	Kent St.	58 39
LAST 12 Division I GAMES:															
245	H	Miami (OH)	91 45	31	A	Central Mich.	79 82	165	A	Ball St.	72 61	122	H	Akron	81 65
222	H	Western Mich.	72 50					317	A	Kent St.	58 39	127	H	Buffalo	62 50
194	A	Toledo	66 59					183	H	Saint Francis (PA)	81 66				
190	A	Ohio	78 62												
238	H	Northern Ill.	57 44												
182	H	Eastern Mich.	71 57												

Non-Div I Games:

Bowling Green

■ Loss,
 ■ Non-Conf,
 ■ S Site,
 ■ Home
 ■ A Away
 N Neutral

Average RPI Win:	178	WON-LOST	WINNING	LAST 10	STRENGTH OF	OPP. STRENGTH	TEAM	ADJ.	CONF.	ADJ CONF.
Average RPI Loss:	84	RECORD	PCT. RANK	GAMES	SCHEDULE	OF SCHEDULE	RPI	RPI	RPI	RPI
DIV. I ONLY	18- 5	30	5- 5	135	104	38	38	8	8	
DIV. I NON-CONF.	10- 0	1	0- 0	154	244	19	19	8	8	
TOTALS	RPI 1-25	RPI 26-50	W-L RECORDS	RPI 51-100	RPI 101-150	RPI 150+				
18- 5	1- 0	1- 2	OVERALL	3- 1	1- 2	12- 0				
12- 0	1- 0	1- 0	HOME	3- 0	1- 0	6- 0				
6- 5	0- 0	0- 2	AWAY	0- 1	0- 2	6- 0				
0- 0	0- 0	0- 0	NEUTRAL	0- 0	0- 0	0- 0				
10- 0	1- 0	0- 0	NON-CONFERENCE	1- 0	0- 0	8- 0				
5- 0	1- 0	0- 0	HOME	1- 0	0- 0	3- 0				
5- 0	0- 0	0- 0	AWAY	0- 0	0- 0	5- 0				
0- 0	0- 0	0- 0	NEUTRAL	0- 0	0- 0	0- 0				
8- 5	0- 0	1- 2	CONFERENCE	2- 1	1- 2	4- 0				
7- 0	0- 0	1- 0	HOME	2- 0	1- 0	3- 0				
1- 5	0- 0	0- 2	AWAY	0- 1	0- 2	1- 0				
0- 0	0- 0	0- 0	NEUTRAL	0- 0	0- 0	0- 0				

RPI 1-25				RPI 26-50				Team's RPI: 38				RPI 51-100				RPI 101+			
RPI	S	Opponent	Score	RPI	S	Opponent	Score	RPI	S	Opponent	Score	RPI	S	Opponent	Score	RPI	S	Opponent	Score
22	H	Arizona St.	61 53	26	A	Gonzaga	50 79	54	H	BYU	60 45	132	A	Portland	51 72				
				30	A	St. Mary's (CA)	68 71	79	H	Idaho	74 64	145	A	San Francisco	74 78				
				30	H	St. Mary's (CA)	80 70	87	A	Pacific	70 80	145	H	San Francisco	76 58				
								87	H	Pacific	75 70	157	A	Long Beach St.	68 51				
												173	H	UC Irvine	79 55				
												181	A	San Diego St.	48 45				
												218	A	Northern Colo.	69 56				
												229	H	Loyola Marymount	86 63				
												235	H	Seattle	79 56				
												248	A	Santa Clara	72 44				
												248	H	Santa Clara	79 55				
												253	H	Pepperdine	71 43				
												255	A	Cal St. Fullerton	65 42				
												269	A	San Jose St.	88 60				
												316	H	Weber St.	75 55				
LAST 12 Division I GAMES:																			
248	A	Santa Clara	72 44	54	H	BYU	60 45												
145	A	San Francisco	74 78	26	A	Gonzaga	50 79												
30	A	St. Mary's (CA)	68 71	132	A	Portland	51 72												
87	A	Pacific	70 80	87	H	Pacific	75 70												
145	H	San Francisco	76 58	30	H	St. Mary's (CA)	80 70												
248	H	Santa Clara	79 55	229	H	Loyola Marymount	86 63												

Non-Div I Games: Hope Int'l 86 65

San Diego

■ Loss,
 ■ Non-Conf,
 ■ S Site,
 ■ H Home
 ■ A Away
 N Neutral

Average RPI Win:	159	WON-LOST	WINNING	LAST 10	STRENGTH OF	OPP. STRENGTH	TEAM	ADJ.	CONF.	ADJ CONF.
Average RPI Loss:	44	RECORD	PCT. RANK	GAMES	SCHEDULE	OF SCHEDULE	RPI	RPI	RPI	RPI
DIV. I ONLY	17- 6	52	4- 6	92	41	39	39	3	3	
DIV. I NON-CONF.	13- 0	1	2- 0	185	187	22	22	3	3	
TOTALS	RPI 1-25	RPI 26-50	W-L RECORDS	RPI 51-100	RPI 101-150	RPI 150+				
17- 6	0- 2	2- 2	OVERALL	2- 2	5- 0	8- 0				
10- 2	0- 0	2- 1	HOME	1- 1	3- 0	4- 0				
7- 4	0- 2	0- 1	AWAY	1- 1	2- 0	4- 0				
0- 0	0- 0	0- 0	NEUTRAL	0- 0	0- 0	0- 0				
13- 0	0- 0	0- 0	NON-CONFERENCE	1- 0	4- 0	8- 0				
7- 0	0- 0	0- 0	HOME	0- 0	3- 0	4- 0				
6- 0	0- 0	0- 0	AWAY	1- 0	1- 0	4- 0				
0- 0	0- 0	0- 0	NEUTRAL	0- 0	0- 0	0- 0				
4- 6	0- 2	2- 2	CONFERENCE	1- 2	1- 0	0- 0				
3- 2	0- 0	2- 1	HOME	1- 1	0- 0	0- 0				
1- 4	0- 2	0- 1	AWAY	0- 1	1- 0	0- 0				
0- 0	0- 0	0- 0	NEUTRAL	0- 0	0- 0	0- 0				

RPI 1-25				RPI 26-50				Team's RPI: 39	RPI 51-100				RPI 101+			
RPI	S	Opponent	Score	RPI	S	Opponent	Score		RPI	S	Opponent	Score	RPI	S	Opponent	Score
9	A	Purdue	53 86	27	A	Iowa	75 84		75	H	Northwestern	52 58	111	H	Virginia Tech	71 65
11	A	Penn St.	52 65	27	H	Iowa	86 84		94	A	Wisconsin	60 65	115	H	Butler	84 69
				41	H	Minnesota	83 78		94	H	Wisconsin	76 69	129	A	Indiana St.	57 54
				47	H	Ohio St.	51 70		98	A	IUPUI	51 45	147	H	USC Upstate	87 38
													148	A	Illinois	77 58
													160	A	Cleveland St.	107 73
													201	A	IPFW	85 80
													214	A	Xavier	62 55
													215	H	Saint Louis	85 69
													216	H	Central Ark.	80 53
													220	H	Oakland	85 55
													281	H	Milwaukee	87 68
													284	A	Morehead St.	77 54
LAST 12 Division I GAMES:																
94	H	Wisconsin	76 69	9	A	Purdue	53 86		94	A	Wisconsin	60 65				
148	A	Illinois	77 58	47	H	Ohio St.	51 70		27	H	Iowa	86 84				
75	H	Northwestern	52 58	27	A	Iowa	86 84		11	A	Penn St.	52 65				
27	A	Iowa	86 84	214	A	Xavier	62 55		41	H	Minnesota	83 78				
11	A	Penn St.	52 65	160	A	Cleveland St.	107 73									

Non-Div I Games:

Indiana

Average RPI Win:	163	WON-LOST	WINNING	LAST 10	STRENGTH OF	OPP. STRENGTH	TEAM	ADJ.	CONF.	ADJ CONF.
Average RPI Loss:	35	RECORD	PCT. RANK	GAMES	SCHEDULE	OF SCHEDULE	RPI	RPI	RPI	RPI
DIV. I ONLY	16- 8	81	6- 4	31	81	40	40	2	2	
DIV. I NON-CONF.	10- 3	58	1- 0	58	239	41	41	2	2	
TOTALS	RPI 1-25	RPI 26-50	W-L RECORDS	RPI 51-100	RPI 101-150	RPI 150+				
16- 8	0- 6	1- 0	OVERALL	3- 1	6- 1	6- 0				
9- 3	0- 2	1- 0	HOME	1- 0	2- 1	5- 0				
4- 4	0- 3	0- 0	AWAY	1- 1	3- 0	0- 0				
3- 1	0- 1	0- 0	NEUTRAL	1- 0	1- 0	1- 0				
10- 3	0- 2	0- 0	NON-CONFERENCE	2- 1	2- 0	6- 0				
7- 0	0- 0	0- 0	HOME	1- 0	1- 0	5- 0				
0- 2	0- 1	0- 0	AWAY	0- 1	0- 0	0- 0				
3- 1	0- 1	0- 0	NEUTRAL	1- 0	1- 0	1- 0				
6- 5	0- 4	1- 0	CONFERENCE	1- 0	4- 1	0- 0				
2- 3	0- 2	1- 0	HOME	0- 0	1- 1	0- 0				
4- 2	0- 2	0- 0	AWAY	1- 0	3- 0	0- 0				
0- 0	0- 0	0- 0	NEUTRAL	0- 0	0- 0	0- 0				

RPI 1-25				RPI 26-50				Team's RPI: 40	RPI 51-100				RPI 101+			
RPI	S	Opponent	Score	RPI	S	Opponent	Score		RPI	S	Opponent	Score	RPI	S	Opponent	Score
4	H	Duke	47 64	33	H	North Carolina	94 91		51	N	UTEP	102 77	105	H	Wake Forest	79 63
6	A	Tennessee	76 87						57	A	Georgia	56 63	111	A	Virginia Tech	73 52
12	H	North Carolina St.	73 80						91	A	Miami (FL)	89 87	123	A	Pittsburgh	77 66
17	A	Syracuse	70 76						93	H	Hampton	89 70	128	N	Southern Utah	85 60
24	A	Maryland	81 92										137	A	Clemson	89 68
25	N	Oklahoma St.	60 68										137	H	Clemson	79 80
													148	H	Illinois	93 69
													153	H	Coppin St.	79 57
													211	N	McNeese St.	69 60
													261	H	Portland St.	104 54
													275	H	Western Caro.	87 47
													333	H	Alabama St.	99 58
													347	H	Alabama A&M	93 56
LAST 12 Division I GAMES:																
91	A	Miami (FL)	89 87	24	A	Maryland	81 92									
33	H	North Carolina	94 91	105	H	Wake Forest	79 63									
123	A	Pittsburgh	77 66	17	A	Syracuse	70 76									
137	H	Clemson	79 80	137	A	Clemson	89 68									
12	H	North Carolina St.	73 80	4	H	Duke	47 64									
111	A	Virginia Tech	73 52	93	H	Hampton	89 70									

Non-Div I Games:

Georgia Tech

Average RPI Win:	114	WON-LOST	WINNING	LAST 10	STRENGTH OF	OPP. STRENGTH	TEAM	ADJ.	CONF.	ADJ CONF.
Average RPI Loss:	48	RECORD	PCT. RANK	GAMES	SCHEDULE	OF SCHEDULE	RPI	RPI	RPI	RPI
DIV. I ONLY	15- 9	96	4- 6	21	27	41	41	3	3	
DIV. I NON-CONF.	11- 3	55	2- 0	42	48	25	25	3	3	
TOTALS	RPI 1-25	RPI 26-50	W-L RECORDS	RPI 51-100	RPI 101-150	RPI 150+				
15- 9	0- 1	1- 5	OVERALL	6- 2	5- 1	3- 0				
11- 3	0- 0	0- 2	HOME	5- 1	4- 0	2- 0				
2- 6	0- 1	0- 3	AWAY	1- 1	0- 1	1- 0				
2- 0	0- 0	1- 0	NEUTRAL	0- 0	1- 0	0- 0				
11- 3	0- 0	1- 0	NON-CONFERENCE	3- 2	4- 1	3- 0				
8- 1	0- 0	0- 0	HOME	3- 1	3- 0	2- 0				
1- 2	0- 0	0- 0	AWAY	0- 1	0- 1	1- 0				
2- 0	0- 0	1- 0	NEUTRAL	0- 0	1- 0	0- 0				
4- 6	0- 1	0- 5	CONFERENCE	3- 0	1- 0	0- 0				
3- 2	0- 0	0- 2	HOME	2- 0	1- 0	0- 0				
1- 4	0- 1	0- 3	AWAY	1- 0	0- 0	0- 0				
0- 0	0- 0	0- 0	NEUTRAL	0- 0	0- 0	0- 0				

RPI	S	Opponent	Score	RPI	S	Opponent	Score	Team's RPI: 41	RPI	S	Opponent	Score	RPI	S	Opponent	Score
11	A	Penn St.	53 83	27	A	Iowa	71 78		59	A	Creighton	52 63	104	H	North Dakota	46 44
				27	H	Iowa	56 64		60	H	Auburn	67 54	106	H	Kansas	70 59
				39	A	Indiana	78 83		63	H	Navy	62 55	107	A	Hawaii	71 77
				42	A	Nebraska	85 88		75	H	Northwestern	94 59	119	N	Colorado St.	79 55
				43	H	Michigan St.	56 81		76	H	UCLA	55 58	121	H	Charlotte	90 55
				49	N	Chattanooga	63 62		85	A	Michigan	85 69	148	H	Illinois	66 61
									91	H	Miami (FL)	74 67	175	A	UNI	73 55
									94	H	Wisconsin	64 53	205	H	Loyola Chicago	80 36
													220	H	Oakland	79 43
LAST 12 Division I GAMES:																
148	H	Illinois	66 61	42	A	Nebraska	85 88									
85	A	Michigan	85 69	75	H	Northwestern	94 59									
27	H	Iowa	56 64	27	A	Iowa	71 78									
11	A	Penn St.	53 83	43	H	Michigan St.	56 81									
94	H	Wisconsin	64 53	220	H	Oakland	79 43									
39	A	Indiana	78 83	60	H	Auburn	67 54									

Non-Div I Games:

Minnesota

■ Loss,
 ■ Non-Conf, S Site,
 ■ Home
 ■ Away
 N Neutral

Nebraska

Through Games Of Feb. 9, 2014

Average RPI Win:	139	WON-LOST	WINNING	LAST 10	STRENGTH OF	OPP. STRENGTH	TEAM	ADJ.	CONF.	ADJ CONF.
Average RPI Loss:	48	RECORD	PCT. RANK	GAMES	SCHEDULE	OF SCHEDULE	RPI	RPI	RPI	RPI
DIV. I ONLY	17- 5	37	7- 3	98	25	42	42	3	3	
DIV. I NON-CONF.	10- 2	38	2- 0	239	82	89	89	3	3	
TOTALS	RPI 1-25	RPI 26-50	W-L RECORDS	RPI 51-100	RPI 101-150	RPI 150+				
17- 5	0- 1	3- 2	OVERALL	6- 2	1- 0	7- 0				
13- 2	0- 1	2- 0	HOME	5- 1	0- 0	6- 0				
4- 3	0- 0	1- 2	AWAY	1- 1	1- 0	1- 0				
0- 0	0- 0	0- 0	NEUTRAL	0- 0	0- 0	0- 0				
10- 2	0- 0	0- 1	NON-CONFERENCE	3- 1	0- 0	7- 0				
9- 1	0- 0	0- 0	HOME	3- 1	0- 0	6- 0				
1- 1	0- 0	0- 1	AWAY	0- 0	0- 0	1- 0				
0- 0	0- 0	0- 0	NEUTRAL	0- 0	0- 0	0- 0				
7- 3	0- 1	3- 1	CONFERENCE	3- 1	1- 0	0- 0				
4- 1	0- 1	2- 0	HOME	2- 0	0- 0	0- 0				
3- 2	0- 0	1- 1	AWAY	1- 1	1- 0	0- 0				
0- 0	0- 0	0- 0	NEUTRAL	0- 0	0- 0	0- 0				

RPI 1-25				RPI 26-50				Team's RPI: 42				RPI 51-100				RPI 101+			
RPI	S	Opponent	Score	RPI	S	Opponent	Score	RPI	S	Opponent	Score	RPI	S	Opponent	Score	RPI	S	Opponent	Score
9	H	Purdue	75 77	27	A	Iowa	80 67	59	H	Creighton	63 38	148	A	Illinois	75 56				
				33	A	North Carolina	62 75	75	A	Northwestern	59 63	151	A	Utah	75 69				
				41	H	Minnesota	88 85	75	H	Northwestern	66 65	174	H	South Dakota	87 53				
				43	A	Michigan St.	57 70	76	H	UCLA	77 49	188	H	Utah St.	95 75				
				43	H	Michigan St.	76 56	80	H	Washington St.	72 76	192	H	Southern U.	87 64				
								83	H	Alabama	62 48	257	H	Oral Roberts	89 53				
								85	H	Michigan	84 51	326	H	UMass Lowell	77 42				
								94	A	Wisconsin	71 70	345	H	Ark.-Pine Bluff	78 55				
LAST 12 Division I GAMES:																			
				43	H	Michigan St.	76 56	41	H	Minnesota	88 85								
				94	A	Wisconsin	71 70	148	A	Illinois	75 56								
				27	A	Iowa	80 67	43	A	Michigan St.	57 70								
				85	H	Michigan	84 51	75	H	Northwestern	66 65								
				75	A	Northwestern	59 63	257	H	Oral Roberts	89 53								
				9	H	Purdue	75 77	174	H	South Dakota	87 53								

Non-Div I Games:

Nebraska

■ Loss,
 ■ Non-Conf, S Site,
 ■ Home
 ■ Away
 N Neutral

Average RPI Win:	119	WON-LOST	WINNING	LAST 10	STRENGTH OF	OPP. STRENGTH	TEAM	ADJ.	CONF.	ADJ CONF.
Average RPI Loss:	71	RECORD	PCT. RANK	GAMES	SCHEDULE	OF SCHEDULE	RPI	RPI	RPI	RPI
DIV. I ONLY	16- 8	81	7- 3	59	9	43	43	3	3	
DIV. I NON-CONF.	8- 5	109	1- 0	139	15	105	105	3	3	
TOTALS	RPI 1-25	RPI 26-50	W-L RECORDS	RPI 51-100	RPI 101-150	RPI 150+				
16- 8	2- 3	4- 2	OVERALL	3- 0	1- 2	6- 1				
9- 3	2- 1	1- 0	HOME	1- 0	0- 1	5- 1				
6- 4	0- 1	3- 2	AWAY	2- 0	1- 1	0- 0				
1- 1	0- 1	0- 0	NEUTRAL	0- 0	0- 0	1- 0				
8- 5	1- 2	0- 1	NON-CONFERENCE	1- 0	0- 1	6- 1				
6- 1	1- 0	0- 0	HOME	0- 0	0- 0	5- 1				
1- 3	0- 1	0- 1	AWAY	1- 0	0- 1	0- 0				
1- 1	0- 1	0- 0	NEUTRAL	0- 0	0- 0	1- 0				
8- 3	1- 1	4- 1	CONFERENCE	2- 0	1- 1	0- 0				
3- 2	1- 1	1- 0	HOME	1- 0	0- 1	0- 0				
5- 1	0- 0	3- 1	AWAY	1- 0	1- 0	0- 0				
0- 0	0- 0	0- 0	NEUTRAL	0- 0	0- 0	0- 0				

RPI 1-25				RPI 26-50				Team's RPI: 43				RPI 51-100				RPI 101+			
RPI	S	Opponent	Score	RPI	S	Opponent	Score	RPI	S	Opponent	Score	RPI	S	Opponent	Score	RPI	S	Opponent	Score
1	A	Notre Dame	62 81	27	A	Iowa	88 72	65	A	Temple	74 70	111	A	Virginia Tech	66 72				
9	H	Purdue	89 73	29	A	Florida St.	58 60	85	A	Michigan	79 72	148	A	Illinois	69 53				
11	H	Penn St.	54 66	41	A	Minnesota	81 56	94	H	Wisconsin	71 67	148	H	Illinois	51 61				
19	H	Dayton	96 89	42	A	Nebraska	56 76					155	H	Rice	81 68				
25	N	Oklahoma St.	57 63	42	H	Nebraska	70 57					166	N	Georgetown	67 54				
				47	A	Ohio St.	82 68					201	H	IPFW	76 81				
												208	H	Colgate	96 46				
												220	H	Oakland	80 62				
												242	H	Canisius	102 54				
												339	H	Detroit	80 41				
LAST 12 Division I GAMES:																			
				42	A	Nebraska	56 76	11	H	Penn St.	54 66								
				148	A	Illinois	69 53	27	A	Iowa	88 72								
				9	H	Purdue	89 73	85	A	Michigan	79 72								
				94	H	Wisconsin	71 67	42	H	Nebraska	70 57								
				47	A	Ohio St.	82 68	41	A	Minnesota	81 56								
				148	H	Illinois	51 61	208	H	Colgate	96 46								

Non-Div I Games:

Michigan St.

■ Loss,
 ■ Non-Conf,
 ■ S Site,
 ■ Home
 ■ A Away
 N Neutral

Average RPI Win:	175	WON-LOST	WINNING	LAST 10	STRENGTH OF	OPP. STRENGTH	TEAM	ADJ.	CONF.	ADJ CONF.
Average RPI Loss:	60	RECORD	PCT. RANK	GAMES	SCHEDULE	OF SCHEDULE	RPI	RPI	RPI	RPI
DIV. I ONLY	19- 4	18	9- 1	149	93	44	44	12	12	
DIV. I NON-CONF.	10- 4	75	2- 1	96	43	55	55	10	10	
TOTALS	RPI 1-25	RPI 26-50	W-L RECORDS	RPI 51-100	RPI 101-150	RPI 150+				
19- 4	1- 1	0- 1	OVERALL	2- 1	5- 1	11- 0				
9- 1	0- 1	0- 0	HOME	1- 0	3- 0	5- 0				
8- 1	1- 0	0- 1	AWAY	0- 0	2- 0	5- 0				
2- 2	0- 0	0- 0	NEUTRAL	1- 1	0- 1	1- 0				
10- 4	1- 1	0- 1	NON-CONFERENCE	2- 1	2- 1	5- 0				
4- 1	0- 1	0- 0	HOME	1- 0	0- 0	3- 0				
4- 1	1- 0	0- 1	AWAY	0- 0	2- 0	1- 0				
2- 2	0- 0	0- 0	NEUTRAL	1- 1	0- 1	1- 0				
9- 0	0- 0	0- 0	CONFERENCE	0- 0	3- 0	6- 0				
5- 0	0- 0	0- 0	HOME	0- 0	3- 0	2- 0				
4- 0	0- 0	0- 0	AWAY	0- 0	0- 0	4- 0				
0- 0	0- 0	0- 0	NEUTRAL	0- 0	0- 0	0- 0				

RPI 1-25				RPI 26-50				Team's RPI: 44				RPI 51-100				RPI 101+			
RPI	S	Opponent	Score	RPI	S	Opponent	Score	RPI	S	Opponent	Score	RPI	S	Opponent	Score	RPI	S	Opponent	Score
14	A	St. John's (NY)	64 51	33	A	North Carolina	71 74	55	H	Virginia	63 46	102	N	Wright St.	77 79				
15	H	Vanderbilt	85 89					76	N	UCLA	77 67	110	H	Drexel	74 47				
								89	N	Mississippi St.	52 65	123	A	Pittsburgh	71 61				
												125	H	Delaware	87 51				
												133	A	Richmond	78 68				
												149	H	Col. of Charleston	92 59				
												159	A	Hofstra	77 50				
												161	A	Liberty	67 56				
												185	H	Northeastern	85 57				
												190	H	Ohio	56 33				
												197	A	Towson	62 57				
												197	H	Towson	82 40				
												277	N	Prairie View	79 50				
												278	A	William & Mary	72 48				
												289	A	UNC Wilmington	77 41				
												291	H	Norfolk St.	94 50				
												311	H	Alcorn	87 42				
LAST 12 Division I GAMES:																			
197	H	Towson	82 40	159	A	Hofstra	77 50												
185	H	Northeastern	85 57	197	A	Towson	62 57												
278	A	William & Mary	72 48	125	H	Delaware	87 51												
149	H	Col. of Charleston	92 59	33	A	North Carolina	71 74												
289	A	UNC Wilmington	77 41	291	H	Norfolk St.	94 50												
110	H	Drexel	74 47	190	H	Ohio	56 33												

Non-Div I Games:

James Madison

■ Loss,
 ■ Non-Conf,
 ■ S Site,
 ■ H Home
 ■ A Away
 N Neutral

Average RPI Win:	152	WON-LOST	WINNING	LAST 10	STRENGTH OF	OPP. STRENGTH	TEAM	ADJ.	CONF.	ADJ CONF.
Average RPI Loss:	86	RECORD	PCT. RANK	GAMES	SCHEDULE	OF SCHEDULE	RPI	RPI	RPI	RPI
DIV. I ONLY	18- 5	30	7- 3	126	37	45	45	6	6	
DIV. I NON-CONF.	9- 2	44	0- 0	223	71	64	64	6	6	
TOTALS	RPI 1-25	RPI 26-50	W-L RECORDS	RPI 51-100	RPI 101-150	RPI 150+				
18- 5	0- 3	0- 0	OVERALL	6- 0	4- 1	8- 1				
10- 2	0- 2	0- 0	HOME	3- 0	2- 0	5- 0				
7- 2	0- 0	0- 0	AWAY	3- 0	2- 1	2- 1				
1- 1	0- 1	0- 0	NEUTRAL	0- 0	0- 0	1- 0				
9- 2	0- 1	0- 0	NON-CONFERENCE	2- 0	1- 0	6- 1				
6- 0	0- 0	0- 0	HOME	2- 0	0- 0	4- 0				
2- 1	0- 0	0- 0	AWAY	0- 0	1- 0	1- 1				
1- 1	0- 1	0- 0	NEUTRAL	0- 0	0- 0	1- 0				
9- 3	0- 2	0- 0	CONFERENCE	4- 0	3- 1	2- 0				
4- 2	0- 2	0- 0	HOME	1- 0	2- 0	1- 0				
5- 1	0- 0	0- 0	AWAY	3- 0	1- 1	1- 0				
0- 0	0- 0	0- 0	NEUTRAL	0- 0	0- 0	0- 0				

RPI 1-25				RPI 26-50				Team's RPI: 45				RPI 51-100				RPI 101+			
RPI	S	Opponent	Score	RPI	S	Opponent	Score	RPI	S	Opponent	Score	RPI	S	Opponent	Score	RPI	S	Opponent	Score
3	H	UConn	64 94									57	H	Georgia	61 58	131	A	Memphis	73 74
5	N	LSU	65 69									61	H	Princeton	79 65	131	H	Memphis	66 48
7	H	Louisville	71 80									65	A	Temple	74 68	135	A	Davidson	66 35
												70	A	SMU	65 64	138	A	Cincinnati	78 58
												70	H	SMU	64 54	138	H	Cincinnati	58 53
												86	A	South Fla.	66 53	177	A	UCF	69 48
																185	A	Northeastern	65 51
																191	H	La Salle	59 57
																200	H	Sacred Heart	71 51
																231	N	Texas Tech	61 52
																252	H	Howard	69 38
																256	H	Houston	68 47
																283	A	Massachusetts	63 64
																290	H	Wagner	83 53
LAST 12 Division I GAMES:																			
70	A	SMU	65 64	3	H	UConn	64 94					131	A	Memphis	73 74				
138	H	Cincinnati	58 53	70	H	SMU	64 54					138	A	Cincinnati	78 58				
131	H	Memphis	66 48	256	H	Houston	68 47					86	A	South Fla.	66 53				
7	H	Louisville	71 80																
65	A	Temple	74 68																
177	A	UCF	69 48																

Non-Div I Games:

Rutgers

■ Loss,
 ■ Non-Conf,
 ■ S Site,
 ■ H Home
 ■ A Away
 N Neutral

Average RPI Win:	191	WON-LOST	WINNING	LAST 10	STRENGTH OF	OPP. STRENGTH	TEAM	ADJ.	CONF.	ADJ CONF.
Average RPI Loss:	60	RECORD	PCT. RANK	GAMES	SCHEDULE	OF SCHEDULE	RPI	RPI	RPI	RPI
DIV. I ONLY	17- 8	80	8- 2	65	112	46	46	21	21	
DIV. I NON-CONF.	9- 7	130	0- 3	29	28	56	56	20	20	
TOTALS	RPI 1-25	RPI 26-50	W-L RECORDS	RPI 51-100	RPI 101-150	RPI 150+				
17- 8	1- 2	1- 1	OVERALL	3- 4	0- 0	12- 1				
11- 0	1- 0	1- 0	HOME	1- 0	0- 0	8- 0				
5- 6	0- 1	0- 1	AWAY	1- 3	0- 0	4- 1				
1- 2	0- 1	0- 0	NEUTRAL	1- 1	0- 0	0- 0				
9- 7	1- 2	1- 1	NON-CONFERENCE	2- 3	0- 0	5- 1				
7- 0	1- 0	1- 0	HOME	0- 0	0- 0	5- 0				
1- 5	0- 1	0- 1	AWAY	1- 2	0- 0	0- 1				
1- 2	0- 1	0- 0	NEUTRAL	1- 1	0- 0	0- 0				
8- 1	0- 0	0- 0	CONFERENCE	1- 1	0- 0	7- 0				
4- 0	0- 0	0- 0	HOME	1- 0	0- 0	3- 0				
4- 1	0- 0	0- 0	AWAY	0- 1	0- 0	4- 0				
0- 0	0- 0	0- 0	NEUTRAL	0- 0	0- 0	0- 0				

RPI 1-25				RPI 26-50				Team's RPI: 46				RPI 51-100				RPI 101+			
RPI	S	Opponent	Score	RPI	S	Opponent	Score	RPI	S	Opponent	Score	RPI	S	Opponent	Score	RPI	S	Opponent	Score
1	A	Notre Dame	51 94	28	A	Middle Tenn.	44 59	54	A	BYU	53 81	162	A	UALR	45 66				
2	N	Stanford	60 80	31	H	Central Mich.	87 82	59	A	Creighton	63 68	166	H	Georgetown	86 80				
11	H	Penn St.	83 79					77	N	FGCU	59 84	174	H	South Dakota	88 69				
								88	N	TCU	57 52	175	H	UNI	80 44				
								97	A	Green Bay	66 54	201	A	IPFW	77 66				
								98	A	IUPUI	66 76	201	H	IPFW	77 60				
								98	H	IUPUI	63 57	238	H	Northern Ill.	67 50				
												253	H	Pepperdine	88 55				
												262	A	Western Ill.	67 66				
												285	H	Denver	72 61				
												302	A	North Dakota St.	73 53				
												331	H	NJIT	71 46				
												338	A	Neb. Omaha	80 66				
LAST 12 Division I GAMES:																			
				98	A	IUPUI	66 76	262	A	Western Ill.	67 66								
				201	A	IPFW	77 66	201	H	IPFW	77 60								
				174	H	South Dakota	88 69	98	H	IUPUI	63 57								
				285	H	Denver	72 61	1	A	Notre Dame	51 94								
				302	A	North Dakota St.	73 53	162	A	UALR	45 66								
				338	A	Neb. Omaha	80 66	28	A	Middle Tenn.	44 59								

Non-Div I Games:

South Dakota St.

■ Loss,
 ■ Non-Conf, S Site,
 ■ Home
 ■ Away
 N Neutral

Average RPI Win: 124		WON-LOST	WINNING	LAST 10	STRENGTH OF		OPP. STRENGTH	TEAM	ADJ.	CONF.	ADJ CONF.
Average RPI Loss: 43		RECORD	PCT. RANK	GAMES	SCHEDULE		OF SCHEDULE	RPI	RPI	RPI	RPI
DIV. I ONLY		14- 13	160	3- 7	2		67	47	47	3	3
DIV. I NON-CONF.		10- 6	106	1- 0	4		169	33	33	3	3
<hr/>											
TOTALS	RPI 1-25		RPI 26-50		W-L RECORDS		RPI 51-100		RPI 101-150		RPI 150+
14- 13	2- 5		1- 4		OVERALL		4- 3		2- 1		5- 0
11- 6	1- 1		0- 4		HOME		3- 1		2- 0		5- 0
3- 6	1- 3		1- 0		AWAY		1- 2		0- 1		0- 0
0- 1	0- 1		0- 0		NEUTRAL		0- 0		0- 0		0- 0
10- 6	1- 2		0- 2		NON-CONFERENCE		3- 1		1- 1		5- 0
9- 2	0- 0		0- 2		HOME		3- 0		1- 0		5- 0
1- 3	1- 1		0- 0		AWAY		0- 1		0- 1		0- 0
0- 1	0- 1		0- 0		NEUTRAL		0- 0		0- 0		0- 0
4- 7	1- 3		1- 2		CONFERENCE		1- 2		1- 0		0- 0
2- 4	1- 1		0- 2		HOME		0- 1		1- 0		0- 0
2- 3	0- 2		1- 0		AWAY		1- 1		0- 0		0- 0
0- 0	0- 0		0- 0		NEUTRAL		0- 0		0- 0		0- 0

RPI 1-25				RPI 26-50				Team's RPI: 47	RPI 51-100				RPI 101+			
RPI	S	Opponent	Score	RPI	S	Opponent	Score		RPI	S	Opponent	Score	RPI	S	Opponent	Score
3	N	UConn	49 70	26	H	Gonzaga	58 59		57	A	Georgia	49 53	112	H	VCU	83 71
9	A	Purdue	58 74	27	H	Iowa	74 81		64	H	Marist	62 59	138	A	Cincinnati	49 64
9	H	Purdue	89 78	37	H	Bowling Green	52 64		81	H	Army	59 56	148	H	Illinois	90 64
11	A	Penn St.	42 66	39	A	Indiana	70 51		85	A	Michigan	61 50	172	H	Old Dominion	75 60
11	H	Penn St.	54 74	43	H	Michigan St.	68 82		85	H	Michigan	49 64	179	H	Fla. Atlantic	91 88
23	A	West Virginia	70 61						94	A	Wisconsin	71 82	210	H	Lehigh	93 63
24	A	Maryland	55 67						95	H	UT Martin	82 60	241	H	Appalachian St.	52 38
													271	H	N.C. Central	65 47
LAST 12 Division I GAMES:																
11	H	Penn St.	54 74	27	H	Iowa	74 81									
9	A	Purdue	58 74	11	A	Penn St.	42 66									
94	A	Wisconsin	71 82	39	A	Indiana	70 51									
148	H	Illinois	90 64	85	H	Michigan	49 64									
43	H	Michigan St.	68 82	9	H	Purdue	89 78									
85	A	Michigan	61 50	271	H	N.C. Central	65 47									

Non-Div I Games:

Ohio St.

■ Loss,
■ Non-Conf, S Site,
■ Home
■ Away
N Neutral

Average RPI Win:	150	WON-LOST	WINNING	LAST 10	STRENGTH OF	OPP. STRENGTH	TEAM	ADJ.	CONF.	ADJ CONF.
Average RPI Loss:	47	RECORD	PCT. RANK	GAMES	SCHEDULE	OF SCHEDULE	RPI	RPI	RPI	RPI
DIV. I ONLY	16- 7	68	3- 7	61	30	48	48	4	4	
DIV. I NON-CONF.	11- 0	1	0- 0	109	106	10	10	5	5	
TOTALS	RPI 1-25	RPI 26-50	W-L RECORDS	RPI 51-100	RPI 101-150	RPI 150+				
16- 7	0- 4	2- 1	OVERALL	2- 1	5- 1	7- 0				
9- 4	0- 2	1- 1	HOME	0- 1	3- 0	5- 0				
5- 3	0- 2	1- 0	AWAY	1- 0	1- 1	2- 0				
2- 0	0- 0	0- 0	NEUTRAL	1- 0	1- 0	0- 0				
11- 0	0- 0	1- 0	NON-CONFERENCE	1- 0	4- 0	5- 0				
7- 0	0- 0	1- 0	HOME	0- 0	2- 0	4- 0				
2- 0	0- 0	0- 0	AWAY	0- 0	1- 0	1- 0				
2- 0	0- 0	0- 0	NEUTRAL	1- 0	1- 0	0- 0				
5- 7	0- 4	1- 1	CONFERENCE	1- 1	1- 1	2- 0				
2- 4	0- 2	0- 1	HOME	0- 1	1- 0	1- 0				
3- 3	0- 2	1- 0	AWAY	1- 0	0- 1	1- 0				
0- 0	0- 0	0- 0	NEUTRAL	0- 0	0- 0	0- 0				

RPI 1-25				RPI 26-50				Team's RPI: 48	RPI 51-100				RPI 101+			
RPI	S	Opponent	Score	RPI	S	Opponent	Score		RPI	S	Opponent	Score	RPI	S	Opponent	Score
20	A	Texas	64 71	27	H	Iowa	83 70		60	N	Auburn	68 57	104	H	North Dakota	84 55
23	A	West Virginia	56 67	36	A	Oklahoma	82 75		88	A	TCU	71 49	113	A	Kansas St.	74 80
23	H	West Virginia	59 73	36	H	Oklahoma	54 75		88	H	TCU	60 61	113	H	Kansas St.	84 65
25	H	Oklahoma St.	62 69										138	A	Cincinnati	78 42
													146	H	Holy Cross	72 50
													150	N	Eastern Wash.	88 60
													174	H	South Dakota	88 72
													175	H	UNI	83 55
													195	A	Drake	89 47
													231	A	Texas Tech	85 76
													231	H	Texas Tech	74 48
													255	H	Cal St. Fullerton	79 52
													278	H	William & Mary	85 65
LAST 12 Division I GAMES:																
20	A	Texas	64 71	113	A	Kansas St.	74 80									
88	H	TCU	60 61	23	H	West Virginia	59 73									
113	H	Kansas St.	84 65	25	H	Oklahoma St.	62 69									
23	A	West Virginia	56 67	231	H	Texas Tech	74 48									
231	A	Texas Tech	85 76	36	A	Oklahoma	82 75									
36	H	Oklahoma	54 75	88	A	TCU	71 49									

Non-Div I Games:

Iowa St.

Chattanooga

Through Games Of Feb. 9, 2014

Average RPI Win:	219	WON-LOST	WINNING	LAST 10	STRENGTH OF	OPP. STRENGTH	TEAM	ADJ.	CONF.	ADJ CONF.
Average RPI Loss:	51	RECORD	PCT. RANK	GAMES	SCHEDULE	OF SCHEDULE	RPI	RPI	RPI	RPI
DIV. I ONLY	20- 3	11	10- 0	207	165	49	49	23	23	
DIV. I NON-CONF.	8- 3	67	2- 0	88	55	39	39	22	22	
TOTALS	RPI 1-25	RPI 26-50	W-L RECORDS	RPI 51-100	RPI 101-150	RPI 150+				
20- 3	0- 1	0- 1	OVERALL	2- 0	4- 1	14- 0				
10- 0	0- 0	0- 0	HOME	2- 0	2- 0	6- 0				
9- 2	0- 1	0- 0	AWAY	0- 0	1- 1	8- 0				
1- 1	0- 0	0- 1	NEUTRAL	0- 0	1- 0	0- 0				
8- 3	0- 1	0- 1	NON-CONFERENCE	2- 0	2- 1	4- 0				
4- 0	0- 0	0- 0	HOME	2- 0	1- 0	1- 0				
3- 2	0- 1	0- 0	AWAY	0- 0	0- 1	3- 0				
1- 1	0- 0	0- 1	NEUTRAL	0- 0	1- 0	0- 0				
12- 0	0- 0	0- 0	CONFERENCE	0- 0	2- 0	10- 0				
6- 0	0- 0	0- 0	HOME	0- 0	1- 0	5- 0				
6- 0	0- 0	0- 0	AWAY	0- 0	1- 0	5- 0				
0- 0	0- 0	0- 0	NEUTRAL	0- 0	0- 0	0- 0				

RPI 1-25				RPI 26-50				Team's RPI: 49		RPI 51-100				RPI 101+			
RPI	S	Opponent	Score	RPI	S	Opponent	Score		RPI	S	Opponent	Score	RPI	S	Opponent	Score	
6	A	Tennessee	56 80	41	N	Minnesota	62 63		60	H	Auburn	80 52	107	A	Hawaii	55 60	
									83	H	Alabama	82 70	119	N	Colorado St.	59 57	
													135	A	Davidson	76 62	
													135	H	Davidson	72 64	
													141	H	UAB	63 56	
													168	H	Furman	62 44	
													204	A	Elon	66 43	
													213	H	Belmont	76 65	
													241	A	Appalachian St.	73 68	
													241	H	Appalachian St.	69 41	
													254	A	Austin Peay	81 70	
													268	A	East Tenn. St.	70 61	
													275	A	Western Caro.	77 57	
													297	A	Jacksonville St.	68 53	
													298	H	Samford	63 50	
													303	A	UNC Greensboro	86 53	
													304	A	Ga. Southern	72 60	
													304	H	Ga. Southern	69 60	
													336	H	Wofford	75 36	
LAST 12 Division I GAMES:																	
				241	H	Appalachian St.	69 41		241	A	Appalachian St.	73 68					
				304	A	Ga. Southern	72 60		275	A	Western Caro.	77 57					
				135	A	Davidson	76 62		135	H	Davidson	72 64					
				298	H	Samford	63 50		304	H	Ga. Southern	69 60					
				168	H	Furman	62 44		268	A	East Tenn. St.	70 61					
				336	H	Wofford	75 36		254	A	Austin Peay	81 70					

Non-Div I Games:

Chattanooga

■ Loss,
 ■ Non-Conf, S Site,
 ■ Home
 ■ Away
 N Neutral

Average RPI Win:	184	WON-LOST	WINNING	LAST 10	STRENGTH OF	OPP. STRENGTH	TEAM	ADJ.	CONF.	ADJ CONF.
Average RPI Loss:	99	RECORD	PCT. RANK	GAMES	SCHEDULE	OF SCHEDULE	RPI	RPI	RPI	RPI
DIV. I ONLY	15- 5	43	6- 3	86	170	50	50	10	10	
DIV. I NON-CONF.	9- 2	44	2- 0	194	308	72	72	12	12	
TOTALS	RPI 1-25	RPI 26-50	W-L RECORDS	RPI 51-100	RPI 101-150	RPI 150+				
15- 5	0- 0	1- 0	OVERALL	2- 4	1- 0	11- 1				
11- 1	0- 0	1- 0	HOME	2- 0	0- 0	8- 1				
4- 4	0- 0	0- 0	AWAY	0- 4	1- 0	3- 0				
0- 0	0- 0	0- 0	NEUTRAL	0- 0	0- 0	0- 0				
9- 2	0- 0	0- 0	NON-CONFERENCE	1- 2	0- 0	8- 0				
8- 0	0- 0	0- 0	HOME	1- 0	0- 0	7- 0				
1- 2	0- 0	0- 0	AWAY	0- 2	0- 0	1- 0				
0- 0	0- 0	0- 0	NEUTRAL	0- 0	0- 0	0- 0				
6- 3	0- 0	1- 0	CONFERENCE	1- 2	1- 0	3- 1				
3- 1	0- 0	1- 0	HOME	1- 0	0- 0	1- 1				
3- 2	0- 0	0- 0	AWAY	0- 2	1- 0	2- 0				
0- 0	0- 0	0- 0	NEUTRAL	0- 0	0- 0	0- 0				

RPI 1-25				RPI 26-50				Team's RPI: 50				RPI 51-100				RPI 101+			
RPI	S	Opponent	Score	RPI	S	Opponent	Score	RPI	S	Opponent	Score	RPI	S	Opponent	Score	RPI	S	Opponent	Score
				28	H	Middle Tenn.	68 56					51	A	UTEP	85 86	121	A	Charlotte	72 52
												62	H	East Carolina	82 80	155	A	Rice	74 58
												77	H	FGCU	76 74	162	H	UALR	72 60
												89	A	Mississippi St.	61 71	171	H	UTSA	70 57
												90	A	Tulane	71 73	172	H	Old Dominion	82 92
												93	A	Hampton	58 74	180	H	Nicholls St.	84 66
																184	H	Florida A&M	96 69
																216	A	Central Ark.	71 60
																221	A	Louisiana Tech	67 56
																272	H	Grambling	76 51
																276	H	Mississippi Val.	76 61
																294	H	South Ala.	93 68
																343	H	New Orleans	83 61
LAST 12 Division I GAMES:																			
				121	A	Charlotte	72 52					172	H	Old Dominion	82 92				
				155	A	Rice	74 58					171	H	UTSA	70 57				
				28	H	Middle Tenn.	68 56					221	A	Louisiana Tech	67 56				
				62	H	East Carolina	82 80					180	H	Nicholls St.	84 66				
				51	A	UTEP	85 86					343	H	New Orleans	83 61				
				90	A	Tulane	71 73					272	H	Grambling	76 51				

Non-Div I Games: West Ala. 101 44 William Carey 90 49

Southern Miss.

Average RPI Win:	192	WON-LOST	WINNING	LAST 10	STRENGTH OF	OPP. STRENGTH	TEAM	ADJ.	CONF.	ADJ CONF.
Average RPI Loss:	51	RECORD	PCT. RANK	GAMES	SCHEDULE	OF SCHEDULE	RPI	RPI	RPI	RPI
DIV. I ONLY	18- 4	24	8- 2	148	99	51	51	10	10	
DIV. I NON-CONF.	10- 2	38	1- 1	218	113	69	69	12	12	
TOTALS	RPI 1-25	RPI 26-50	W-L RECORDS	RPI 51-100	RPI 101-150	RPI 150+				
18- 4	0- 1	1- 2	OVERALL	2- 0	2- 1	13- 0				
13- 1	0- 0	1- 0	HOME	1- 0	1- 1	10- 0				
4- 2	0- 1	0- 1	AWAY	1- 0	1- 0	2- 0				
1- 1	0- 0	0- 1	NEUTRAL	0- 0	0- 0	1- 0				
10- 2	0- 1	0- 1	NON-CONFERENCE	1- 0	1- 0	8- 0				
8- 0	0- 0	0- 0	HOME	1- 0	1- 0	6- 0				
1- 1	0- 1	0- 0	AWAY	0- 0	0- 0	1- 0				
1- 1	0- 0	0- 1	NEUTRAL	0- 0	0- 0	1- 0				
8- 2	0- 0	1- 1	CONFERENCE	1- 0	1- 1	5- 0				
5- 1	0- 0	1- 0	HOME	0- 0	0- 1	4- 0				
3- 1	0- 0	0- 1	AWAY	1- 0	1- 0	1- 0				
0- 0	0- 0	0- 0	NEUTRAL	0- 0	0- 0	0- 0				

RPI 1-25				RPI 26-50				RPI 51-100				Team's RPI: 51		RPI 101+			
RPI	S	Opponent	Score	RPI	S	Opponent	Score	RPI	S	Opponent	Score	RPI	S	Opponent	Score		
13	A	Texas A&M	58 74	28	A	Middle Tenn.	58 69	70	H	SMU	76 71	113	H	Kansas St.	84 39		
				40	N	Georgia Tech	77 102	90	A	Tulane	86 72	121	H	Charlotte	86 92		
				50	H	Southern Miss.	86 85					141	A	UAB	85 76		
												158	H	FIU	83 62		
												171	A	UTSA	67 56		
												178	H	Tulsa	97 66		
												193	H	Texas Southern	87 61		
												213	N	Belmont	88 74		
												218	H	Northern Colo.	63 40		
												221	H	Louisiana Tech	85 75		
												228	H	Texas St.	73 60		
												259	H	Southeastern La.	87 65		
												282	A	New Mexico St.	80 61		
												282	H	New Mexico St.	94 69		
												295	H	Marshall	77 50		
												300	H	Northern Ariz.	92 43		
LAST 12 Division I GAMES:																	
158	H	FIU	83 62	121	H	Charlotte	86 92										
221	H	Louisiana Tech	85 75	28	A	Middle Tenn.	58 69										
90	A	Tulane	86 72	178	H	Tulsa	97 66										
295	H	Marshall	77 50	141	A	UAB	85 76										
171	A	UTSA	67 56	13	A	Texas A&M	58 74										
50	H	Southern Miss.	86 85	193	H	Texas Southern	87 61										

Non-Div I Games: Tex. Permian Basin 75 58

UTEP

■ Loss,
 ■ Non-Conf,
 ■ S Site,
 ■ H Home
 ■ A Away
 N Neutral

Average RPI Win:	148	WON-LOST	WINNING	LAST 10	STRENGTH OF	OPP. STRENGTH	TEAM	ADJ.	CONF.	ADJ CONF.
Average RPI Loss:	72	RECORD	PCT. RANK	GAMES	SCHEDULE	OF SCHEDULE	RPI	RPI	RPI	RPI
DIV. I ONLY	17- 7	60	6- 4	82	22	52	52	1	1	
DIV. I NON-CONF.	10- 3	58	1- 0	288	78	128	128	1	1	
TOTALS	RPI 1-25	RPI 26-50	W-L RECORDS	RPI 51-100	RPI 101-150	RPI 150+				
17- 7	3- 2	1- 1	OVERALL	4- 2	1- 1	8- 1				
12- 2	2- 0	0- 1	HOME	4- 1	0- 0	6- 0				
4- 4	1- 2	0- 0	AWAY	0- 1	1- 1	2- 0				
1- 1	0- 0	1- 0	NEUTRAL	0- 0	0- 0	0- 1				
10- 3	1- 0	1- 1	NON-CONFERENCE	0- 0	0- 1	8- 1				
7- 1	1- 0	0- 1	HOME	0- 0	0- 0	6- 0				
2- 1	0- 0	0- 0	AWAY	0- 0	0- 1	2- 0				
1- 1	0- 0	1- 0	NEUTRAL	0- 0	0- 0	0- 1				
7- 4	2- 2	0- 0	CONFERENCE	4- 2	1- 0	0- 0				
5- 1	1- 0	0- 0	HOME	4- 1	0- 0	0- 0				
2- 3	1- 2	0- 0	AWAY	0- 1	1- 0	0- 0				
0- 0	0- 0	0- 0	NEUTRAL	0- 0	0- 0	0- 0				

RPI	S	Opponent	Score	RPI	S	Opponent	Score	RPI	S	Opponent	Score	RPI	S	Opponent	Score
5	A	LSU	68 82	29	H	Florida St.	68 76	57	H	Georgia	62 68	111	A	Virginia Tech	59 71
6	A	Tennessee	69 89	34	N	Oregon St.	73 70	60	H	Auburn	87 69	140	A	Ole Miss	81 60
14	H	St. John's (NY)	72 68					74	A	Arkansas	49 55	158	H	FIU	90 74
21	A	Kentucky	83 73					74	H	Arkansas	59 52	166	H	Georgetown	67 65
21	H	Kentucky	86 80					83	H	Alabama	75 67	183	H	Saint Francis (PA)	105 71
								89	H	Mississippi St.	82 72	219	N	Illinois St.	64 68
												264	A	Troy	104 74
												266	H	Bethune-Cookman	93 65
												293	H	Tennessee St.	86 56
												314	A	Kennesaw St.	83 62
												337	H	North Florida	88 77
LAST 12 Division I GAMES:															
21	H	Kentucky	86 80	57	H	Georgia	62 68								
74	A	Arkansas	49 55	5	A	LSU	68 82								
140	A	Ole Miss	81 60	74	H	Arkansas	59 52								
83	H	Alabama	75 67	21	A	Kentucky	83 73								
60	H	Auburn	87 69	89	H	Mississippi St.	82 72								
6	A	Tennessee	69 89	166	H	Georgetown	67 65								

Non-Div I Games:

Florida

■ Loss,
 ■ Non-Conf,
 S Site,
 ■ Home
 ■ Away
 N Neutral

Average RPI Win:	127	WON-LOST	WINNING	LAST 10	STRENGTH OF	OPP. STRENGTH	TEAM	ADJ.	CONF.	ADJ CONF.
Average RPI Loss:	53	RECORD	PCT. RANK	GAMES	SCHEDULE	OF SCHEDULE	RPI	RPI	RPI	RPI
DIV. I ONLY	15- 9	96	6- 4	46	16	53	53	5	5	
DIV. I NON-CONF.	7- 5	120	0- 0	55	39	80	80	4	4	
TOTALS	RPI 1-25	RPI 26-50	W-L RECORDS	RPI 51-100	RPI 101-150	RPI 150+				
15- 9	1- 4	1- 2	OVERALL	5- 2	1- 0	7- 1				
8- 4	0- 1	1- 1	HOME	3- 2	1- 0	3- 0				
5- 4	1- 3	0- 0	AWAY	1- 0	0- 0	3- 1				
2- 1	0- 0	0- 1	NEUTRAL	1- 0	0- 0	1- 0				
7- 5	0- 2	0- 2	NON-CONFERENCE	1- 0	1- 0	5- 1				
3- 2	0- 1	0- 1	HOME	0- 0	1- 0	2- 0				
2- 2	0- 1	0- 0	AWAY	0- 0	0- 0	2- 1				
2- 1	0- 0	0- 1	NEUTRAL	1- 0	0- 0	1- 0				
8- 4	1- 2	1- 0	CONFERENCE	4- 2	0- 0	2- 0				
5- 2	0- 0	1- 0	HOME	3- 2	0- 0	1- 0				
3- 2	1- 2	0- 0	AWAY	1- 0	0- 0	1- 0				
0- 0	0- 0	0- 0	NEUTRAL	0- 0	0- 0	0- 0				

RPI 1-25				RPI 26-50				RPI 51-100				RPI 101+			
RPI	S	Opponent	Score	RPI	S	Opponent	Score	RPI	S	Opponent	Score	RPI	S	Opponent	Score
2	A	Stanford	59 86	27	N	Iowa	65 78	72	H	Oregon	109 85	107	H	Hawaii	66 55
8	H	South Carolina	50 70	30	H	St. Mary's (CA)	55 71	76	A	UCLA	56 54	151	H	Utah	55 47
18	A	California	77 70	34	H	Oregon St.	81 60	76	H	UCLA	68 54	154	A	UC Davis	64 55
22	A	Arizona St.	86 94					80	H	Washington St.	75 79	157	H	Long Beach St.	89 72
25	A	Oklahoma St.	51 82					84	H	Colorado	55 45	164	A	Fresno St.	63 54
								92	H	Washington	55 63	181	H	San Diego St.	65 61
								99	N	Boston College	79 52	189	A	Cal St. Northridge	64 65
												239	A	Arizona	54 45
												289	N	UNC Wilmington	85 59
LAST 12 Division I GAMES:															
76	H	UCLA	68 54	34	H	Oregon St.	81 60								
92	H	Washington	55 63	239	A	Arizona	54 45								
80	H	Washington St.	75 79	22	A	Arizona St.	86 94								
2	A	Stanford	59 86	151	H	Utah	55 47								
18	A	California	77 70	84	H	Colorado	55 45								
72	H	Oregon	109 85	76	A	UCLA	56 54								

Non-Div I Games:

Southern California

■ Loss,
 ■ Non-Conf,
 ■ S Site,
 ■ H Home
 ■ A Away
 N Neutral

Average RPI Win:	164	WON-LOST	WINNING	LAST 10	STRENGTH OF	OPP. STRENGTH	TEAM	ADJ.	CONF.	ADJ CONF.
Average RPI Loss:	66	RECORD	PCT. RANK	GAMES	SCHEDULE	OF SCHEDULE	RPI	RPI	RPI	RPI
DIV. I ONLY	19- 5	27	7- 3	174	65	54	54	8	8	
DIV. I NON-CONF.	10- 1	22	0- 0	254	45	57	57	8	8	
TOTALS	RPI 1-25	RPI 26-50	W-L RECORDS	RPI 51-100	RPI 101-150	RPI 150+				
19- 5	0- 0	2- 3	OVERALL	4- 1	3- 0	10- 1				
10- 2	0- 0	2- 0	HOME	2- 1	1- 0	5- 1				
9- 3	0- 0	0- 3	AWAY	2- 0	2- 0	5- 0				
0- 0	0- 0	0- 0	NEUTRAL	0- 0	0- 0	0- 0				
10- 1	0- 0	1- 0	NON-CONFERENCE	3- 0	0- 0	6- 1				
5- 1	0- 0	1- 0	HOME	2- 0	0- 0	2- 1				
5- 0	0- 0	0- 0	AWAY	1- 0	0- 0	4- 0				
0- 0	0- 0	0- 0	NEUTRAL	0- 0	0- 0	0- 0				
9- 4	0- 0	1- 3	CONFERENCE	1- 1	3- 0	4- 0				
5- 1	0- 0	1- 0	HOME	0- 1	1- 0	3- 0				
4- 3	0- 0	0- 3	AWAY	1- 0	2- 0	1- 0				
0- 0	0- 0	0- 0	NEUTRAL	0- 0	0- 0	0- 0				

RPI 1-25			RPI 26-50			RPI 51-100			Team's RPI: 54			RPI 101+			
RPI	S	Opponent	Score	RPI	S	Opponent	Score	RPI	S	Opponent	Score	RPI	S	Opponent	Score
				26	A	Gonzaga	42 68	59	A	Creighton	52 51	132	A	Portland	75 68
				30	A	St. Mary's (CA)	70 75	80	H	Washington St.	80 73	145	A	San Francisco	73 66
				30	H	St. Mary's (CA)	69 67	87	A	Pacific	88 57	145	H	San Francisco	81 47
				38	A	San Diego	45 60	87	H	Pacific	62 75	151	H	Utah	74 82
				46	H	South Dakota St.	81 53	99	H	Boston College	70 69	167	A	Nevada	69 61
												188	H	Utah St.	84 74
												189	A	Cal St. Northridge	82 66
												225	A	UNLV	71 64
												229	H	Loyola Marymount	90 72
												239	H	Arizona	64 56
												248	A	Santa Clara	87 80
												248	H	Santa Clara	61 44
												253	H	Pepperdine	65 50
												316	A	Weber St.	90 85
LAST 12 Division I GAMES:															
				145	A	San Francisco	73 66	38	A	San Diego	45 60				
				248	A	Santa Clara	87 80	132	A	Portland	75 68				
				87	A	Pacific	88 57	26	A	Gonzaga	42 68				
				30	A	St. Mary's (CA)	70 75	30	H	St. Mary's (CA)	69 67				
				248	H	Santa Clara	61 44	87	H	Pacific	62 75				
				145	H	San Francisco	81 47	253	H	Pepperdine	65 50				

Non-Div I Games:

BYU

■ Loss,
 ■ Non-Conf, S Site,
 ■ Home
 ■ Away
 N Neutral

Virginia

Through Games Of Feb. 9, 2014

Average RPI Win:	129	WON-LOST	WINNING	LAST 10	STRENGTH OF	OPP. STRENGTH	TEAM	ADJ.	CONF.	ADJ CONF.
Average RPI Loss:	55	RECORD	PCT. RANK	GAMES	SCHEDULE	OF SCHEDULE	RPI	RPI	RPI	RPI
DIV. I ONLY	12- 11	151	5- 5	10	26	55	55	2	2	
DIV. I NON-CONF.	7- 6	142	2- 0	26	73	79	79	2	2	
<hr/>										
TOTALS	RPI 1-25	RPI 26-50	W-L RECORDS	RPI 51-100	RPI 101-150	RPI 150+				
12- 11	1- 5	1- 1	OVERALL	2- 3	4- 2	4- 0				
8- 3	1- 1	1- 0	HOME	1- 1	2- 1	3- 0				
4- 5	0- 3	0- 1	AWAY	1- 1	2- 0	1- 0				
0- 3	0- 1	0- 0	NEUTRAL	0- 1	0- 1	0- 0				
7- 6	0- 2	0- 1	NON-CONFERENCE	2- 2	1- 1	4- 0				
5- 1	0- 0	0- 0	HOME	1- 1	1- 0	3- 0				
2- 2	0- 1	0- 1	AWAY	1- 0	0- 0	1- 0				
0- 3	0- 1	0- 0	NEUTRAL	0- 1	0- 1	0- 0				
5- 5	1- 3	1- 0	CONFERENCE	0- 1	3- 1	0- 0				
3- 2	1- 1	1- 0	HOME	0- 0	1- 1	0- 0				
2- 3	0- 2	0- 0	AWAY	0- 1	2- 0	0- 0				
0- 0	0- 0	0- 0	NEUTRAL	0- 0	0- 0	0- 0				

RPI 1-25				RPI 26-50				RPI 51-100 Team's RPI: 55				RPI 101+			
RPI	S	Opponent	Score	RPI	S	Opponent	Score	RPI	S	Opponent	Score	RPI	S	Opponent	Score
1	H	Notre Dame	72 79	29	H	Florida St.	85 68	61	H	Princeton	69 57	105	A	Wake Forest	64 59
4	A	Duke	55 90	44	A	James Madison	46 63	77	A	FGCU	85 56	111	A	Virginia Tech	67 60
6	N	Tennessee	67 76					85	H	Michigan	53 73	113	N	Kansas St.	46 49
17	A	Syracuse	75 84					90	N	Tulane	72 79	123	H	Pittsburgh	75 79
23	A	West Virginia	58 68					99	A	Boston College	65 69	137	H	Clemson	80 43
24	H	Maryland	86 72									144	H	High Point	73 54
												153	H	Coppin St.	70 45
												161	A	Liberty	61 60
												221	H	Louisiana Tech	95 82
												329	H	UMES	81 46
<hr/>															
LAST 12 Division I GAMES:															
				99	A	Boston College	65 69	4	A	Duke	55 90				
				137	H	Clemson	80 43	1	H	Notre Dame	72 79				
				105	A	Wake Forest	64 59	111	A	Virginia Tech	67 60				
				17	A	Syracuse	75 84	123	H	Pittsburgh	75 79				
				24	H	Maryland	86 72	61	H	Princeton	69 57				
				29	H	Florida St.	85 68	153	H	Coppin St.	70 45				

Non-Div I Games:

Virginia

■ Loss,
 ■ Non-Conf, S Site,
 ■ Home
 ■ Away
 N Neutral

Average RPI Win:	191	WON-LOST	WINNING	LAST 10	STRENGTH OF	OPP. STRENGTH	TEAM	ADJ.	CONF.	ADJ CONF.
Average RPI Loss:	65	RECORD	PCT. RANK	GAMES	SCHEDULE	OF SCHEDULE	RPI	RPI	RPI	RPI
DIV. I ONLY	19- 5	27	7- 3	167	101	56	56	9	9	
DIV. I NON-CONF.	11- 2	31	1- 0	181	86	38	38	9	9	
TOTALS	RPI 1-25	RPI 26-50	W-L RECORDS	RPI 51-100	RPI 101-150	RPI 150+				
19- 5	0- 2	0- 0	OVERALL	2- 2	7- 0	10- 1				
12- 1	0- 0	0- 0	HOME	2- 1	4- 0	6- 0				
6- 4	0- 2	0- 0	AWAY	0- 1	2- 0	4- 1				
1- 0	0- 0	0- 0	NEUTRAL	0- 0	1- 0	0- 0				
11- 2	0- 1	0- 0	NON-CONFERENCE	2- 0	4- 0	5- 1				
7- 0	0- 0	0- 0	HOME	2- 0	2- 0	3- 0				
3- 2	0- 1	0- 0	AWAY	0- 0	1- 0	2- 1				
1- 0	0- 0	0- 0	NEUTRAL	0- 0	1- 0	0- 0				
8- 3	0- 1	0- 0	CONFERENCE	0- 2	3- 0	5- 0				
5- 1	0- 0	0- 0	HOME	0- 1	2- 0	3- 0				
3- 2	0- 1	0- 0	AWAY	0- 1	1- 0	2- 0				
0- 0	0- 0	0- 0	NEUTRAL	0- 0	0- 0	0- 0				

RPI 1-25				RPI 26-50				RPI 51-100 Team's RPI: 56				RPI 101+			
RPI	S	Opponent	Score	RPI	S	Opponent	Score	RPI	S	Opponent	Score	RPI	S	Opponent	Score
11	A	Penn St.	61 78					58	A	St. Bonaventure	67 74	108	H	George Washington	67 58
19	A	Dayton	64 73					69	H	Harvard	64 44	112	A	VCU	76 73
								78	H	Duquesne	61 65	117	H	American	66 62
								87	H	Pacific	84 63	133	H	Richmond	70 59
												138	N	Cincinnati	56 40
												145	H	San Francisco	80 66
												146	A	Holy Cross	75 49
												159	A	Hofstra	64 77
												215	A	Saint Louis	56 45
												215	H	Saint Louis	74 52
												217	H	Yale	80 52
												219	H	Illinois St.	57 32
												225	A	UNLV	72 63
												283	A	Massachusetts	75 61
												283	H	Massachusetts	80 54
												286	A	Manhattan	71 46
												303	H	UNC Greensboro	79 48
												328	H	Rhode Island	64 51
LAST 12 Division I GAMES:															
108	H	George Washington	67 58	112	A	VCU	76 73								
215	A	Saint Louis	56 45	133	H	Richmond	70 59								
58	A	St. Bonaventure	67 74	78	H	Duquesne	61 65								
328	H	Rhode Island	64 51	283	A	Massachusetts	75 61								
283	H	Massachusetts	80 54	215	H	Saint Louis	74 52								
19	A	Dayton	64 73	69	H	Harvard	64 44								

Non-Div I Games:

Fordham

■ Loss,
 ■ Non-Conf,
 S Site,
 ■ Home
 ■ Away
 N Neutral

Georgia

Through Games Of Feb. 9, 2014

Average RPI Win:	172	WON-LOST	WINNING	LAST 10	STRENGTH OF	OPP. STRENGTH	TEAM	ADJ.	CONF.	ADJ CONF.
Average RPI Loss:	51	RECORD	PCT. RANK	GAMES	SCHEDULE	OF SCHEDULE	RPI	RPI	RPI	RPI
DIV. I ONLY	16- 7	68	4- 6	76	74	57	57	1	1	
DIV. I NON-CONF.	12- 1	11	1- 1	233	194	47	47	1	1	
TOTALS	RPI 1-25	RPI 26-50	W-L RECORDS	RPI 51-100	RPI 101-150	RPI 150+				
16- 7	1- 3	2- 1	OVERALL	2- 2	3- 1	8- 0				
12- 2	1- 2	2- 0	HOME	1- 0	2- 0	6- 0				
3- 5	0- 1	0- 1	AWAY	1- 2	0- 1	2- 0				
1- 0	0- 0	0- 0	NEUTRAL	0- 0	1- 0	0- 0				
12- 1	0- 0	2- 1	NON-CONFERENCE	0- 0	2- 0	8- 0				
9- 0	0- 0	2- 0	HOME	0- 0	1- 0	6- 0				
2- 1	0- 0	0- 1	AWAY	0- 0	0- 0	2- 0				
1- 0	0- 0	0- 0	NEUTRAL	0- 0	1- 0	0- 0				
4- 6	1- 3	0- 0	CONFERENCE	2- 2	1- 1	0- 0				
3- 2	1- 2	0- 0	HOME	1- 0	1- 0	0- 0				
1- 4	0- 1	0- 0	AWAY	1- 2	0- 1	0- 0				
0- 0	0- 0	0- 0	NEUTRAL	0- 0	0- 0	0- 0				

RPI 1-25				RPI 26-50				RPI 51-100				RPI 101+			
RPI	S	Opponent	Score	RPI	S	Opponent	Score	RPI	S	Opponent	Score	RPI	S	Opponent	Score
6	H	Tennessee	70 85	40	H	Georgia Tech	63 56	52	A	Florida	68 62	108	N	George Washington	80 60
13	H	Texas A&M	44 58	45	A	Rutgers	58 61	74	H	Arkansas	60 58	109	A	Missouri	56 66
15	A	Vanderbilt	58 66	47	H	Ohio St.	53 49	83	A	Alabama	66 69	140	H	Ole Miss	84 63
21	H	Kentucky	58 56					89	A	Mississippi St.	67 80	148	H	Illinois	82 60
												168	H	Furman	72 48
												213	A	Belmont	81 55
												233	H	Mercer	72 41
												237	A	Georgia St.	70 58
												309	H	Presbyterian	45 30
												314	H	Kennesaw St.	91 32
												318	H	Lipscomb	81 46
												322	H	South Carolina St.	74 58
LAST 12 Division I GAMES:															
140	H	Ole Miss	84 63	13	H	Texas A&M	44 58								
89	A	Mississippi St.	67 80	109	A	Missouri	56 66								
21	H	Kentucky	58 56	6	H	Tennessee	70 85								
83	A	Alabama	66 69	15	A	Vanderbilt	58 66								
52	A	Florida	68 62	148	H	Illinois	82 60								
74	H	Arkansas	60 58	45	A	Rutgers	58 61								

Non-Div I Games:

Georgia

■ Loss,
 ■ Non-Conf,
 ■ S Site,
 ■ H Home
 ■ A Away
 N Neutral

Average RPI Win:	201	WON-LOST	WINNING	LAST 10	STRENGTH OF	OPP. STRENGTH	TEAM	ADJ.	CONF.	ADJ CONF.
Average RPI Loss:	62	RECORD	PCT. RANK	GAMES	SCHEDULE	OF SCHEDULE	RPI	RPI	RPI	RPI
DIV. I ONLY	19- 6	42	8- 2	156	100	58	58	9	9	
DIV. I NON-CONF.	11- 4	66	2- 0	199	128	82	82	9	9	
TOTALS	RPI 1-25	RPI 26-50	W-L RECORDS	RPI 51-100	RPI 101-150	RPI 150+				
19- 6	1- 3	0- 0	OVERALL	3- 2	3- 0	12- 1				
9- 1	1- 0	0- 0	HOME	3- 0	2- 0	3- 1				
8- 4	0- 3	0- 0	AWAY	0- 1	1- 0	7- 0				
2- 1	0- 0	0- 0	NEUTRAL	0- 1	0- 0	2- 0				
11- 4	0- 2	0- 0	NON-CONFERENCE	2- 1	1- 0	8- 1				
4- 1	0- 0	0- 0	HOME	2- 0	1- 0	1- 1				
5- 2	0- 2	0- 0	AWAY	0- 0	0- 0	5- 0				
2- 1	0- 0	0- 0	NEUTRAL	0- 1	0- 0	2- 0				
8- 2	1- 1	0- 0	CONFERENCE	1- 1	2- 0	4- 0				
5- 0	1- 0	0- 0	HOME	1- 0	1- 0	2- 0				
3- 2	0- 1	0- 0	AWAY	0- 1	1- 0	2- 0				
0- 0	0- 0	0- 0	NEUTRAL	0- 0	0- 0	0- 0				

RPI 1-25				RPI 26-50				RPI 51-100 Team's RPI: 58				RPI 101+			
RPI	S	Opponent	Score	RPI	S	Opponent	Score	RPI	S	Opponent	Score	RPI	S	Opponent	Score
3	A	UConn	39 88					56	H	Fordham	74 67	127	H	Buffalo	76 71
10	H	Saint Joseph's	73 67					64	N	Marist	51 68	133	A	Richmond	53 48
12	A	North Carolina St.	47 70					78	A	Duquesne	65 73	133	H	Richmond	55 43
19	A	Dayton	59 73					96	H	Fairfield	74 59	186	N	Boston U.	65 64
								97	H	Green Bay	68 62	191	H	La Salle	58 35
												194	H	Toledo	62 64
												208	A	Colgate	77 72
												215	H	Saint Louis	62 60
												242	A	Canisius	61 47
												265	H	Niagara	73 57
												283	A	Massachusetts	88 66
												301	N	Monmouth	61 55
												303	A	UNC Greensboro	58 46
												317	A	Kent St.	61 44
												324	A	Binghamton	63 54
												328	A	Rhode Island	63 55
LAST 12 Division I GAMES:															
283	A	Massachusetts	88 66	191	H	La Salle	58 35								
10	H	Saint Joseph's	73 67	19	A	Dayton	59 73								
56	H	Fordham	74 67	133	H	Richmond	55 43								
133	A	Richmond	53 48	78	A	Duquesne	65 73								
328	A	Rhode Island	63 55	303	A	UNC Greensboro	58 46								
215	H	Saint Louis	62 60	317	A	Kent St.	61 44								

Non-Div I Games:

St. Bonaventure

Average RPI Win:	131	WON-LOST	WINNING	LAST 10	STRENGTH OF	OPP. STRENGTH	TEAM	ADJ.	CONF.	ADJ CONF.
Average RPI Loss:	77	RECORD	PCT. RANK	GAMES	SCHEDULE	OF SCHEDULE	RPI	RPI	RPI	RPI
DIV. I ONLY	14- 10	118	6- 4	55	40	59	59	7	7	
DIV. I NON-CONF.	6- 6	148	0- 0	78	20	116	116	7	7	
TOTALS	RPI 1-25	RPI 26-50	W-L RECORDS	RPI 51-100	RPI 101-150	RPI 150+				
14- 10	0- 1	5- 4	OVERALL	0- 1	2- 3	7- 1				
9- 1	0- 0	4- 0	HOME	0- 1	1- 0	4- 0				
4- 8	0- 1	0- 4	AWAY	0- 0	1- 2	3- 1				
1- 1	0- 0	1- 0	NEUTRAL	0- 0	0- 1	0- 0				
6- 6	0- 0	3- 2	NON-CONFERENCE	0- 1	0- 2	3- 1				
4- 1	0- 0	2- 0	HOME	0- 1	0- 0	2- 0				
1- 4	0- 0	0- 2	AWAY	0- 0	0- 1	1- 1				
1- 1	0- 0	1- 0	NEUTRAL	0- 0	0- 1	0- 0				
8- 4	0- 1	2- 2	CONFERENCE	0- 0	2- 1	4- 0				
5- 0	0- 0	2- 0	HOME	0- 0	1- 0	2- 0				
3- 4	0- 1	0- 2	AWAY	0- 0	1- 1	2- 0				
0- 0	0- 0	0- 0	NEUTRAL	0- 0	0- 0	0- 0				

RPI 1-25				RPI 26-50				RPI 51-100 Team's RPI: 59				RPI 101+			
RPI	S	Opponent	Score	RPI	S	Opponent	Score	RPI	S	Opponent	Score	RPI	S	Opponent	Score
14	A	St. John's (NY)	48 67	32	A	Villanova	54 68	54	H	BYU	51 52	103	H	Marquette	83 64
				32	H	Villanova	65 58					106	A	Kansas	66 74
				34	N	Oregon St.	70 62					115	A	Butler	52 58
				35	A	DePaul	66 80					134	A	Seton Hall	76 73
				35	H	DePaul	86 78					137	N	Clemson	52 56
				36	A	Oklahoma	52 80					166	A	Georgetown	65 63
				41	H	Minnesota	63 52					166	H	Georgetown	75 61
				42	A	Nebraska	38 63					174	H	South Dakota	63 48
				46	H	South Dakota St.	68 63					195	A	Drake	55 62
												207	A	Providence	97 65
												214	H	Xavier	79 50
												225	A	UNLV	66 56
												256	H	Houston	65 55
LAST 12 Division I GAMES:															
				35	A	DePaul	66 80			214	H	Xavier	79	50	
				166	H	Georgetown	75 61			207	A	Providence	97	65	
				32	A	Villanova	54 68			14	A	St. John's (NY)	48	67	
				134	A	Seton Hall	76 73			35	H	DePaul	86	78	
				103	H	Marquette	83 64			166	A	Georgetown	65	63	
				115	A	Butler	52 58			32	H	Villanova	65	58	

Non-Div I Games:

Creighton

Average RPI Win:	163	WON-LOST	WINNING	LAST 10	STRENGTH OF	OPP. STRENGTH	TEAM	ADJ.	CONF.	ADJ CONF.
Average RPI Loss:	32	RECORD	PCT. RANK	GAMES	SCHEDULE	OF SCHEDULE	RPI	RPI	RPI	RPI
DIV. I ONLY	13- 10	127	4- 6	30	36	60	60	1	1	
DIV. I NON-CONF.	9- 4	81	1- 1	124	103	73	73	1	1	

TOTALS	RPI 1-25	RPI 26-50	W-L RECORDS	RPI 51-100	RPI 101-150	RPI 150+				
13- 10	1- 5	0- 3	OVERALL	6- 2	0- 0	6- 0				
7- 4	1- 4	0- 0	HOME	2- 0	0- 0	4- 0				
4- 5	0- 1	0- 2	AWAY	3- 2	0- 0	1- 0				
2- 1	0- 0	0- 1	NEUTRAL	1- 0	0- 0	1- 0				
9- 4	1- 0	0- 3	NON-CONFERENCE	2- 1	0- 0	6- 0				
6- 0	1- 0	0- 0	HOME	1- 0	0- 0	4- 0				
1- 3	0- 0	0- 2	AWAY	0- 1	0- 0	1- 0				
2- 1	0- 0	0- 1	NEUTRAL	1- 0	0- 0	1- 0				
4- 6	0- 5	0- 0	CONFERENCE	4- 1	0- 0	0- 0				
1- 4	0- 4	0- 0	HOME	1- 0	0- 0	0- 0				
3- 2	0- 1	0- 0	AWAY	3- 1	0- 0	0- 0				
0- 0	0- 0	0- 0	NEUTRAL	0- 0	0- 0	0- 0				

RPI 1-25				RPI 26-50				RPI 51-100 Team's RPI: 60				RPI 101+			
RPI	S	Opponent	Score	RPI	S	Opponent	Score	RPI	S	Opponent	Score	RPI	S	Opponent	Score
5	A	LSU	60 71	41	A	Minnesota	54 67	52	A	Florida	69 87	165	N	Ball St.	67 51
8	H	South Carolina	66 72	48	N	Iowa St.	57 68	65	A	Temple	74 78	184	H	Florida A&M	92 55
13	H	Texas A&M	54 71	49	A	Chattanooga	52 80	74	A	Arkansas	56 48	297	H	Jacksonville St.	66 49
14	H	St. John's (NY)	69 55					76	N	UCLA	66 60	304	H	Ga. Southern	69 59
15	H	Vanderbilt	65 74					83	A	Alabama	61 39	309	H	Presbyterian	64 27
21	H	Kentucky	71 73					89	A	Mississippi St.	82 74	347	A	Alabama A&M	77 49
								89	H	Mississippi St.	51 43				
								90	H	Tulane	62 52				
LAST 12 Division I GAMES:															
89	H	Mississippi St.	51 43	83	A	Alabama	61 39								
74	A	Arkansas	56 48	8	H	South Carolina	66 72								
13	H	Texas A&M	54 71	15	H	Vanderbilt	65 74								
52	A	Florida	69 87	89	A	Mississippi St.	82 74								
5	A	LSU	60 71	41	A	Minnesota	54 67								
21	H	Kentucky	71 73	76	N	UCLA	66 60								

Non-Div I Games:

Auburn

■ Loss,
 ■ Non-Conf, S Site,
 ■ Home
 ■ Away
 N Neutral

Average RPI Win:	183	WON-LOST	WINNING	LAST 10	STRENGTH OF	OPP. STRENGTH	TEAM	ADJ.	CONF.	ADJ CONF.
Average RPI Loss:	70	RECORD	PCT. RANK	GAMES	SCHEDULE	OF SCHEDULE	RPI	RPI	RPI	RPI
DIV. I ONLY	13- 6	76	8- 2	113	85	61	61	14	14	
DIV. I NON-CONF.	9- 5	92	6- 1	104	30	53	53	15	15	
TOTALS	RPI 1-25	RPI 26-50	W-L RECORDS	RPI 51-100	RPI 101-150	RPI 150+				
13- 6	0- 1	0- 1	OVERALL	4- 3	2- 0	7- 1				
4- 2	0- 1	0- 0	HOME	1- 1	1- 0	2- 0				
8- 4	0- 0	0- 1	AWAY	2- 2	1- 0	5- 1				
1- 0	0- 0	0- 0	NEUTRAL	1- 0	0- 0	0- 0				
9- 5	0- 1	0- 1	NON-CONFERENCE	3- 2	2- 0	4- 1				
3- 1	0- 1	0- 0	HOME	1- 0	1- 0	1- 0				
5- 4	0- 0	0- 1	AWAY	1- 2	1- 0	3- 1				
1- 0	0- 0	0- 0	NEUTRAL	1- 0	0- 0	0- 0				
4- 1	0- 0	0- 0	CONFERENCE	1- 1	0- 0	3- 0				
1- 1	0- 0	0- 0	HOME	0- 1	0- 0	1- 0				
3- 0	0- 0	0- 0	AWAY	1- 0	0- 0	2- 0				
0- 0	0- 0	0- 0	NEUTRAL	0- 0	0- 0	0- 0				

RPI 1-25				RPI 26-50				RPI 51-100				RPI 101+			
RPI	S	Opponent	Score	RPI	S	Opponent	Score	RPI	S	Opponent	Score	RPI	S	Opponent	Score
10	H	Saint Joseph's	65 74	45	A	Rutgers	65 79	55	A	Virginia	57 69	110	A	Drexel	66 59
								63	A	Navy	73 57	125	H	Delaware	84 80
								64	H	Marist	81 58	166	A	Georgetown	64 66
								67	A	Penn	84 53	219	H	Illinois St.	65 39
								69	H	Harvard	68 78	227	A	Cornell	71 56
								72	A	Oregon	90 110	230	A	Rider	75 62
								83	N	Alabama	79 59	261	A	Portland St.	94 76
												292	H	Dartmouth	76 53
												310	A	Columbia	70 41
												324	A	Binghamton	75 49
LAST 12 Division I GAMES:															
227	A	Cornell	71 56	55	A	Virginia	57 69								
310	A	Columbia	70 41	83	N	Alabama	79 59								
292	H	Dartmouth	76 53	219	H	Illinois St.	65 39								
69	H	Harvard	68 78	125	H	Delaware	84 80								
67	A	Penn	84 53	324	A	Binghamton	75 49								
110	A	Drexel	66 59	63	A	Navy	73 57								

Non-Div I Games:

Princeton

■ Loss,
■ Non-Conf, S Site,
■ Home
■ Away
N Neutral

Average RPI Win:	204	WON-LOST	WINNING	LAST 10	STRENGTH OF	OPP. STRENGTH	TEAM	ADJ.	CONF.	ADJ CONF.
Average RPI Loss:	121	RECORD	PCT. RANK	GAMES	SCHEDULE	OF SCHEDULE	RPI	RPI	RPI	RPI
DIV. I ONLY	19- 3	16	8- 2	235	149	62	62	10	10	
DIV. I NON-CONF.	11- 1	18	2- 0	309	259	85	85	12	12	
TOTALS	RPI 1-25	RPI 26-50	W-L RECORDS	RPI 51-100	RPI 101-150	RPI 150+				
19- 3	0- 0	0- 1	OVERALL	2- 0	3- 0	14- 2				
11- 0	0- 0	0- 0	HOME	1- 0	1- 0	9- 0				
7- 2	0- 0	0- 1	AWAY	1- 0	2- 0	4- 1				
1- 1	0- 0	0- 0	NEUTRAL	0- 0	0- 0	1- 1				
11- 1	0- 0	0- 0	NON-CONFERENCE	1- 0	1- 0	9- 1				
6- 0	0- 0	0- 0	HOME	1- 0	0- 0	5- 0				
4- 0	0- 0	0- 0	AWAY	0- 0	1- 0	3- 0				
1- 1	0- 0	0- 0	NEUTRAL	0- 0	0- 0	1- 1				
8- 2	0- 0	0- 1	CONFERENCE	1- 0	2- 0	5- 1				
5- 0	0- 0	0- 0	HOME	0- 0	1- 0	4- 0				
3- 2	0- 0	0- 1	AWAY	1- 0	1- 0	1- 1				
0- 0	0- 0	0- 0	NEUTRAL	0- 0	0- 0	0- 0				

RPI S	Opponent	Score	RPI S	Opponent	Score	RPI S	Opponent	Score	RPI S	Opponent	Score
			50 A	Southern Miss.	80 82	90 A	Tulane	69 65	121 H	Charlotte	71 62
						98 H	IUPUI	71 51	141 A	UAB	83 73
									149 A	Col. of Charleston	64 55
									155 H	Rice	53 47
									156 N	Grand Canyon	76 86
									158 A	FIU	75 76
									160 H	Cleveland St.	75 66
									172 H	Old Dominion	64 63
									179 H	Fla. Atlantic	61 58
									190 H	Ohio	76 47
									204 A	Elon	93 84
									221 H	Louisiana Tech	86 55
									260 H	Loyola Maryland	68 47
									266 A	Bethune-Cookman	58 49
									278 H	William & Mary	69 57
									287 H	George Mason	75 66
									291 A	Norfolk St.	81 61
									295 A	Marshall	66 52
									311 N	Alcorn	85 42
LAST 12 Division I GAMES:											
			141 A	UAB	83 73		221 H	Louisiana Tech	86 55		
			295 A	Marshall	66 52		90 A	Tulane	69 65		
			121 H	Charlotte	71 62		158 A	FIU	75 76		
			172 H	Old Dominion	64 63		179 H	Fla. Atlantic	61 58		
			50 A	Southern Miss.	80 82		149 A	Col. of Charleston	64 55		
			155 H	Rice	53 47		266 A	Bethune-Cookman	58 49		

Non-Div I Games: Virginia Intermont 102 47

East Carolina

■ Loss,
■ Non-Conf, S Site,
■ Home
■ Away
N Neutral

Average RPI Loss: 74

Average RPI Win:	199	WON-LOST	WINNING	LAST 10	STRENGTH OF	OPP. STRENGTH	TEAM	ADJ.	CONF.	ADJ CONF.
Average RPI Loss:	74	RECORD	PCT. RANK	GAMES	SCHEDULE	OF SCHEDULE	RPI	RPI	RPI	RPI
DIV. I ONLY	18- 5	30	8- 2	115	181	63	63	11	11	
DIV. I NON-CONF.	8- 3	67	0- 0	140	275	92	92	11	11	
<hr/>										
TOTALS	RPI 1-25	RPI 26-50	W-L RECORDS	RPI 51-100	RPI 101-150	RPI 150+				
18- 5	0- 0	0- 1	OVERALL	1- 3	4- 1	13- 0				
9- 3	0- 0	0- 0	HOME	1- 2	1- 1	7- 0				
9- 2	0- 0	0- 1	AWAY	0- 1	3- 0	6- 0				
0- 0	0- 0	0- 0	NEUTRAL	0- 0	0- 0	0- 0				
<hr/>										
8- 3	0- 0	0- 1	NON-CONFERENCE	0- 2	0- 0	8- 0				
4- 2	0- 0	0- 0	HOME	0- 2	0- 0	4- 0				
4- 1	0- 0	0- 1	AWAY	0- 0	0- 0	4- 0				
0- 0	0- 0	0- 0	NEUTRAL	0- 0	0- 0	0- 0				
<hr/>										
10- 2	0- 0	0- 0	CONFERENCE	1- 1	4- 1	5- 0				
5- 1	0- 0	0- 0	HOME	1- 0	1- 1	3- 0				
5- 1	0- 0	0- 0	AWAY	0- 1	3- 0	2- 0				
0- 0	0- 0	0- 0	NEUTRAL	0- 0	0- 0	0- 0				

RPI 1-25				RPI 26-50				RPI 51-100				Team's RPI: 63				RPI 101+			
RPI	S	Opponent	Score	RPI	S	Opponent	Score	RPI	S	Opponent	Score	RPI	S	Opponent	Score	RPI	S	Opponent	Score
				41	A	Minnesota	55 62	61	H	Princeton	57 73	117	H	American	48 44				
								66	H	Iona	61 64	120	A	Lafayette	67 53				
								81	A	Army	48 54	120	H	Lafayette	69 70				
								81	H	Army	74 64	124	A	Bucknell	94 92				
												146	A	Holy Cross	60 53				
												169	H	Mt. St. Mary's	63 55				
												176	H	Stony Brook	72 54				
												186	A	Boston U.	68 57				
												186	H	Boston U.	70 50				
												197	A	Towson	56 55				
												208	H	Colgate	71 40				
												210	A	Lehigh	73 61				
												230	H	Rider	75 64				
												257	A	Oral Roberts	89 64				
												260	H	Loyola Maryland	67 44				
												295	A	Marshall	72 68				
												295	H	Brown	81 61				
												325	A	Saint Peter's	70 51				
LAST 12 Division I GAMES:																			
				81	A	Army	48 54	208	H	Colgate	71 40								
				186	A	Boston U.	68 57	124	A	Bucknell	94 92								
				120	H	Lafayette	69 70	81	H	Army	74 64								
				117	H	American	48 44	186	H	Boston U.	70 50								
				146	A	Holy Cross	60 53	120	A	Lafayette	67 53								
				210	A	Lehigh	73 61	260	H	Loyola Maryland	67 44								

Non-Div I Games:

Navy

Loss, Non-Conf, S Site, H Home A Away N Neutral

Average RPI Win:	196	WON-LOST	WINNING	LAST 10	STRENGTH OF	OPP. STRENGTH	TEAM	ADJ.	CONF.	ADJ CONF.
Average RPI Loss:	68	RECORD	PCT. RANK	GAMES	SCHEDULE	OF SCHEDULE	RPI	RPI	RPI	RPI
DIV. I ONLY	18- 6	43	8- 2	109	127	64	64	17	17	
DIV. I NON-CONF.	6- 4	114	0- 0	15	44	27	27	16	16	
TOTALS	RPI 1-25	RPI 26-50	W-L RECORDS	RPI 51-100	RPI 101-150	RPI 150+				
18- 6	0- 1	2- 1	OVERALL	3- 3	0- 1	13- 0				
8- 3	0- 1	1- 0	HOME	0- 2	0- 0	7- 0				
7- 3	0- 0	0- 1	AWAY	2- 1	0- 1	5- 0				
3- 0	0- 0	1- 0	NEUTRAL	1- 0	0- 0	1- 0				
6- 4	0- 1	2- 1	NON-CONFERENCE	1- 1	0- 1	3- 0				
2- 1	0- 1	1- 0	HOME	0- 0	0- 0	1- 0				
1- 3	0- 0	0- 1	AWAY	0- 1	0- 1	1- 0				
3- 0	0- 0	1- 0	NEUTRAL	1- 0	0- 0	1- 0				
12- 2	0- 0	0- 0	CONFERENCE	2- 2	0- 0	10- 0				
6- 2	0- 0	0- 0	HOME	0- 2	0- 0	6- 0				
6- 0	0- 0	0- 0	AWAY	2- 0	0- 0	4- 0				
0- 0	0- 0	0- 0	NEUTRAL	0- 0	0- 0	0- 0				

RPI 1-25				RPI 26-50				RPI 51-100 Team's RPI: 64				RPI 101+			
RPI	S	Opponent	Score	RPI	S	Opponent	Score	RPI	S	Opponent	Score	RPI	S	Opponent	Score
21	H	Kentucky	61 75	36	H	Oklahoma	76 69	58	N	St. Bonaventure	68 51	118	A	Albany (NY)	59 69
				37	N	Bowling Green	74 60	61	A	Princeton	58 81	172	N	Old Dominion	87 82
				47	A	Ohio St.	59 62	66	H	Iona	71 73	185	H	Northeastern	103 66
								73	A	Quinnipiac	69 63	186	A	Boston U.	76 65
								96	A	Fairfield	60 36	230	H	Rider	66 56
								96	H	Fairfield	68 72	242	A	Canisius	73 47
												242	H	Canisius	57 49
												265	A	Niagara	74 59
												265	H	Niagara	61 52
												267	A	Siena	78 39
												267	H	Siena	78 60
												286	H	Manhattan	70 46
												301	A	Monmouth	65 40
												325	H	Saint Peter's	71 42
LAST 12 Division I GAMES:															
				96	H	Fairfield	68 72	242	A	Canisius	73 47				
				267	A	Siena	78 39	265	A	Niagara	74 59				
				301	A	Monmouth	65 40	66	H	Iona	71 73				
				230	H	Rider	66 56	96	A	Fairfield	60 36				
				265	H	Niagara	61 52	267	H	Siena	78 60				
				325	H	Saint Peter's	71 42	286	H	Manhattan	70 46				

Non-Div I Games:

Marist

■ Loss,
 ■ Non-Conf,
 S Site,
 ■ Home
 ■ Away
 N Neutral

Average RPI Win:	157	WON-LOST	WINNING	LAST 10	STRENGTH OF	OPP. STRENGTH	TEAM	ADJ.	CONF.	ADJ CONF.
Average RPI Loss:	35	RECORD	PCT. RANK	GAMES	SCHEDULE	OF SCHEDULE	RPI	RPI	RPI	RPI
DIV. I ONLY	12- 11	151	4- 6	12	43	65	65	6	6	
DIV. I NON-CONF.	6- 5	136	0- 1	17	62	68	68	6	6	
TOTALS	RPI 1-25	RPI 26-50	W-L RECORDS	RPI 51-100	RPI 101-150	RPI 150+				
12- 11	0- 5	0- 3	OVERALL	2- 3	5- 0	5- 0				
6- 7	0- 3	0- 3	HOME	2- 1	1- 0	3- 0				
6- 4	0- 2	0- 0	AWAY	0- 2	4- 0	2- 0				
0- 0	0- 0	0- 0	NEUTRAL	0- 0	0- 0	0- 0				
6- 5	0- 2	0- 2	NON-CONFERENCE	1- 1	2- 0	3- 0				
3- 4	0- 1	0- 2	HOME	1- 1	0- 0	2- 0				
3- 1	0- 1	0- 0	AWAY	0- 0	2- 0	1- 0				
0- 0	0- 0	0- 0	NEUTRAL	0- 0	0- 0	0- 0				
6- 6	0- 3	0- 1	CONFERENCE	1- 2	3- 0	2- 0				
3- 3	0- 2	0- 1	HOME	1- 0	1- 0	1- 0				
3- 3	0- 1	0- 0	AWAY	0- 2	2- 0	1- 0				
0- 0	0- 0	0- 0	NEUTRAL	0- 0	0- 0	0- 0				

RPI	S	Opponent	Score	RPI	S	Opponent	Score	RPI	S	Opponent	Score	RPI	S	Opponent	Score
3	A	UConn	36 80	32	H	Villanova	58 59	60	H	Auburn	78 74	125	A	Delaware	70 58
3	H	UConn	56 93	43	H	Michigan St.	70 74	67	H	Penn	70 74	130	A	Montana	61 52
7	H	Louisville	68 77	45	H	Rutgers	68 74	70	A	SMU	75 85	131	A	Memphis	63 56
10	H	Saint Joseph's	53 73					70	H	SMU	80 66	131	H	Memphis	64 51
17	A	Syracuse	76 82					86	A	South Fla.	51 64	138	A	Cincinnati	58 47
												177	H	UCF	75 54
												191	A	La Salle	60 47
												220	H	Oakland	81 57
												252	H	Howard	83 58
												256	A	Houston	79 46
LAST 12 Division I GAMES:															
131	H	Memphis	64 51	138	A	Cincinnati	58 47	70	H	SMU	80 66				
256	A	Houston	79 46	3	A	UConn	36 80	86	A	South Fla.	51 64				
70	A	SMU	75 85	177	H	UCF	75 54	7	H	Louisville	68 77				
3	H	UConn	56 93												
45	H	Rutgers	68 74												
67	H	Penn	70 74												

Non-Div I Games:

Temple

Average RPI Win:	213	WON-LOST	WINNING	LAST 10	STRENGTH OF	OPP. STRENGTH	TEAM	ADJ.	CONF.	ADJ CONF.
Average RPI Loss:	94	RECORD	PCT. RANK	GAMES	SCHEDULE	OF SCHEDULE	RPI	RPI	RPI	RPI
DIV. I ONLY	20- 3	11	9- 1	256	124	66	66	17	17	
DIV. I NON-CONF.	7- 2	57	0- 0	169	51	62	62	16	16	
TOTALS	RPI 1-25	RPI 26-50	W-L RECORDS	RPI 51-100	RPI 101-150	RPI 150+				
20- 3	0- 1	0- 1	OVERALL	6- 0	0- 0	14- 1				
9- 1	0- 0	0- 1	HOME	3- 0	0- 0	6- 0				
11- 2	0- 1	0- 0	AWAY	3- 0	0- 0	8- 1				
0- 0	0- 0	0- 0	NEUTRAL	0- 0	0- 0	0- 0				
7- 2	0- 1	0- 1	NON-CONFERENCE	2- 0	0- 0	5- 0				
4- 1	0- 0	0- 1	HOME	1- 0	0- 0	3- 0				
3- 1	0- 1	0- 0	AWAY	1- 0	0- 0	2- 0				
0- 0	0- 0	0- 0	NEUTRAL	0- 0	0- 0	0- 0				
13- 1	0- 0	0- 0	CONFERENCE	4- 0	0- 0	9- 1				
5- 0	0- 0	0- 0	HOME	2- 0	0- 0	3- 0				
8- 1	0- 0	0- 0	AWAY	2- 0	0- 0	6- 1				
0- 0	0- 0	0- 0	NEUTRAL	0- 0	0- 0	0- 0				

RPI 1-25			RPI 26-50			RPI 51-100			Team's RPI: 66	RPI 101+		
RPI	S	Opponent	Score	RPI	S	Opponent	Score	RPI	S	Opponent	Score	
14	A	St. John's (NY)	48 78	37	H	Bowling Green	50 51	63	A	Navy	64 61	177 A UCF 78 66
								64	A	Marist	73 71	200 A Sacred Heart 86 62
								73	H	Quinnipiac	95 86	230 A Rider 90 92
								87	H	Pacific	83 70	239 H Arizona 82 75
								96	A	Fairfield	64 59	242 A Canisius 69 57
								96	H	Fairfield	68 55	265 A Niagara 94 84
												267 A Siena 80 66
												267 H Siena 86 80
												286 A Manhattan 71 67
												286 H Manhattan 70 52
												290 H Wagner 74 59
												301 A Monmouth 86 77
												310 H Columbia 83 67
												325 A Saint Peter's 65 61
												325 H Saint Peter's 66 54
LAST 12 Division I GAMES:												
286	A	Manhattan	71 67	286	H	Manhattan	70 52					
230	A	Rider	90 92	96	A	Fairfield	64 59					
267	A	Siena	80 66	64	A	Marist	73 71					
96	H	Fairfield	68 55	73	H	Quinnipiac	95 86					
325	H	Saint Peter's	66 54	265	A	Niagara	94 84					
301	A	Monmouth	86 77	242	A	Canisius	69 57					

Non-Div I Games:

Iona

Average RPI Win: 225	WON-LOST	WINNING	LAST 10	STRENGTH OF	OPP. STRENGTH	TEAM	ADJ.	CONF.	ADJ CONF.
Average RPI Loss: 65	RECORD	PCT. RANK	GAMES	SCHEDULE	OF SCHEDULE	RPI	RPI	RPI	RPI
DIV. I ONLY	17- 5	37	10- 0	190	174	67	67	22	22
DIV. I NON-CONF.	7- 4	95	1- 0	101	114	65	65	21	21
TOTALS	RPI 1-25	RPI 26-50	W-L RECORDS	RPI 51-100	RPI 101-150	RPI 150+			
17- 5	0- 0	0- 2	OVERALL	0- 3	4- 0	13- 0			
8- 0	0- 0	0- 0	HOME	0- 0	3- 0	5- 0			
9- 4	0- 0	0- 2	AWAY	0- 2	1- 0	8- 0			
0- 1	0- 0	0- 0	NEUTRAL	0- 1	0- 0	0- 0			
7- 4	0- 0	0- 2	NON-CONFERENCE	0- 2	2- 0	5- 0			
4- 0	0- 0	0- 0	HOME	0- 0	2- 0	2- 0			
3- 3	0- 0	0- 2	AWAY	0- 1	0- 0	3- 0			
0- 1	0- 0	0- 0	NEUTRAL	0- 1	0- 0	0- 0			
10- 1	0- 0	0- 0	CONFERENCE	0- 1	2- 0	8- 0			
4- 0	0- 0	0- 0	HOME	0- 0	1- 0	3- 0			
6- 1	0- 0	0- 0	AWAY	0- 1	1- 0	5- 0			
0- 0	0- 0	0- 0	NEUTRAL	0- 0	0- 0	0- 0			

RPI 1-25			RPI 26-50			RPI 51-100			Team's RPI: 67			RPI 101+			
RPI	S	Opponent	Score	RPI	S	Opponent	Score	RPI	S	Opponent	Score	RPI	S	Opponent	Score
29	A	Florida St.	49 79	77	A	FGCU	56 72	121	H	Charlotte	83 81				
36	A	Oklahoma	60 78	86	A	South Fla.	68 72	129	H	Indiana St.	90 74				
				99	N	N.C. A&T	68 73	147	A	USC Upstate	79 66				
								147	H	USC Upstate	78 64				
								180	H	Nicholls St.	74 65				
								184	A	Florida A&M	101 66				
								187	A	Northern Ky.	90 66				
								209	H	Jacksonville	84 67				
								212	A	Stephen F. Austin	84 77				
								233	A	Mercer	72 60				
								266	A	Bethune-Cookman	77 63				
								268	A	East Tenn. St.	80 55				
								268	H	East Tenn. St.	91 62				
								313	H	Murray St.	103 72				
								314	A	Kennesaw St.	98 75				
								318	A	Lipscomb	82 47				
								337	H	North Florida	75 67				
LAST 12 Division I GAMES:															
268	A	East Tenn. St.	80 55	314	A	Kennesaw St.	98 75								
147	A	USC Upstate	79 66	233	A	Mercer	72 60								
318	A	Lipscomb	82 47	268	H	East Tenn. St.	91 62								
187	A	Northern Ky.	90 66	147	H	USC Upstate	78 64								
209	H	Jacksonville	84 67	77	A	FGCU	56 72								
337	H	North Florida	75 67	180	H	Nicholls St.	74 65								

Non-Div I Games: Palm Beach Atl. 93 48

Stetson

Average RPI Win:	201	WON-LOST	WINNING	LAST 10	STRENGTH OF	OPP. STRENGTH	TEAM	ADJ.	CONF.	ADJ CONF.
Average RPI Loss:	49	RECORD	PCT. RANK	GAMES	SCHEDULE	OF SCHEDULE	RPI	RPI	RPI	RPI
DIV. I ONLY	14- 5	56	7- 3	100	125	67	67	14	14	
DIV. I NON-CONF.	10- 4	75	5- 2	73	105	54	54	15	15	
TOTALS	RPI 1-25	RPI 26-50	W-L RECORDS	RPI 51-100	RPI 101-150	RPI 150+				
14- 5	0- 2	0- 1	OVERALL	4- 1	2- 1	8- 0				
7- 3	0- 1	0- 0	HOME	2- 1	1- 1	4- 0				
7- 2	0- 1	0- 1	AWAY	2- 0	1- 0	4- 0				
0- 0	0- 0	0- 0	NEUTRAL	0- 0	0- 0	0- 0				
10- 4	0- 2	0- 1	NON-CONFERENCE	3- 0	2- 1	5- 0				
5- 2	0- 1	0- 0	HOME	1- 0	1- 1	3- 0				
5- 2	0- 1	0- 1	AWAY	2- 0	1- 0	2- 0				
0- 0	0- 0	0- 0	NEUTRAL	0- 0	0- 0	0- 0				
4- 1	0- 0	0- 0	CONFERENCE	1- 1	0- 0	3- 0				
2- 1	0- 0	0- 0	HOME	1- 1	0- 0	1- 0				
2- 0	0- 0	0- 0	AWAY	0- 0	0- 0	2- 0				
0- 0	0- 0	0- 0	NEUTRAL	0- 0	0- 0	0- 0				

RPI 1-25				RPI 26-50				RPI 51-100 Team's RPI: 67				RPI 101+			
RPI	S	Opponent	Score	RPI	S	Opponent	Score	RPI	S	Opponent	Score	RPI	S	Opponent	Score
1	H	Notre Dame	54 76	32	A	Villanova	54 55	61	H	Princeton	53 84	110	H	Drexel	46 44
10	A	Saint Joseph's	52 60					65	A	Temple	74 70	124	A	Bucknell	69 61
								69	H	Harvard	67 38	139	H	St. Francis Brooklyn	51 56
								81	H	Army	67 57	191	A	La Salle	64 54
								91	A	Miami (FL)	67 66	227	A	Cornell	67 57
												291	H	Norfolk St.	79 49
												292	H	Dartmouth	71 53
												310	A	Columbia	70 63
												315	A	Morgan St.	85 51
												323	H	LIU Brooklyn	70 59
												331	H	NJIT	84 48
LAST 12 Division I GAMES:															
310	A	Columbia	70 63	10	A	Saint Joseph's	52 60								
227	A	Cornell	67 57	32	A	Villanova	54 55								
69	H	Harvard	67 38	61	H	Princeton	53 84								
292	H	Dartmouth	71 53	315	A	Morgan St.	85 51								
331	H	NJIT	84 48	291	H	Norfolk St.	79 49								
65	A	Temple	74 70	91	A	Miami (FL)	67 66								

Non-Div I Games:

Penn

Average RPI Win: 210	WON-LOST	WINNING	LAST 10	STRENGTH OF	OPP. STRENGTH	TEAM	ADJ.	CONF.	ADJ CONF.
Average RPI Loss: 66	RECORD	PCT. RANK	GAMES	SCHEDULE	OF SCHEDULE	RPI	RPI	RPI	RPI
DIV. I ONLY	15- 5	43	8- 2	194	116	69	69	14	14
DIV. I NON-CONF.	10- 4	75	4- 2	182	97	70	70	15	15
TOTALS	RPI 1-25	RPI 26-50	W-L RECORDS	RPI 51-100	RPI 101-150	RPI 150+			
15- 5	0- 1	0- 1	OVERALL	2- 2	0- 0	13- 1			
5- 0	0- 0	0- 0	HOME	0- 0	0- 0	5- 0			
7- 4	0- 1	0- 1	AWAY	1- 2	0- 0	6- 0			
3- 1	0- 0	0- 0	NEUTRAL	1- 0	0- 0	2- 1			
10- 4	0- 1	0- 1	NON-CONFERENCE	1- 1	0- 0	9- 1			
4- 0	0- 0	0- 0	HOME	0- 0	0- 0	4- 0			
3- 3	0- 1	0- 1	AWAY	0- 1	0- 0	3- 0			
3- 1	0- 0	0- 0	NEUTRAL	1- 0	0- 0	2- 1			
5- 1	0- 0	0- 0	CONFERENCE	1- 1	0- 0	4- 0			
1- 0	0- 0	0- 0	HOME	0- 0	0- 0	1- 0			
4- 1	0- 0	0- 0	AWAY	1- 1	0- 0	3- 0			
0- 0	0- 0	0- 0	NEUTRAL	0- 0	0- 0	0- 0			

RPI 1-25				RPI 26-50				RPI 51-100				Team's RPI: 69	RPI 101+			
RPI	S	Opponent	Score	RPI	S	Opponent	Score	RPI	S	Opponent	Score		RPI	S	Opponent	Score
14	A	St. John's (NY)	76 81	35	A	DePaul	75 99	56	A	Fordham	44 64		157	N	Long Beach St.	67 72
								61	A	Princeton	78 68		158	H	FIU	64 52
								67	A	Penn	38 67		159	H	Hofstra	60 41
								82	N	Cal Poly	83 76		178	N	Tulsa	61 57
													185	A	Northeastern	81 74
													186	H	Boston U.	76 67
													200	N	Sacred Heart	74 63
													208	A	Colgate	91 76
													217	A	Yale	58 57
													292	A	Dartmouth	73 63
													292	H	Dartmouth	77 59
													295	A	Brown	91 71
													302	H	North Dakota St.	84 56
													331	A	NJIT	75 56
LAST 12 Division I GAMES:																
217	A	Yale	58 57	292	A	Dartmouth	73 63									
295	A	Brown	91 71	56	A	Fordham	44 64									
67	A	Penn	38 67	178	N	Tulsa	61 57									
61	A	Princeton	78 68	159	H	Hofstra	60 41									
292	H	Dartmouth	77 59	200	N	Sacred Heart	74 63									
331	A	NJIT	75 56	157	N	Long Beach St.	67 72									

Non-Div I Games:

Harvard

■ Loss,
 ■ Non-Conf, S Site,
 ■ Home
 ■ Away
 N Neutral

SMU				STRENGTH OF SCHEDULE	OPP. STRENGTH OF SCHEDULE	TEAM RPI	ADJ. RPI	CONF. RPI	ADJ CONF. RPI
Average RPI Win:	180	WON-LOST RECORD	WINNING PCT. RANK						
Average RPI Loss:	35		LAST 10 GAMES						
DIV. I ONLY	14- 9	105	4- 6	60	46	70	70	6	6
DIV. I NON-CONF.	9- 2	44	0- 0	173	96	49	49	6	6

TOTALS	RPI 1-25	RPI 26-50	W-L RECORDS	RPI 51-100	RPI 101-150	RPI 150+			
14- 9	0- 4	0- 2	OVERALL	2- 3	5- 0	7- 0			
8- 3	0- 1	0- 1	HOME	2- 1	2- 0	4- 0			
5- 5	0- 2	0- 1	AWAY	0- 2	2- 0	3- 0			
1- 1	0- 1	0- 0	NEUTRAL	0- 0	1- 0	0- 0			
9- 2	0- 1	0- 0	NON-CONFERENCE	1- 1	2- 0	6- 0			
5- 0	0- 0	0- 0	HOME	1- 0	0- 0	4- 0			
3- 1	0- 0	0- 0	AWAY	0- 1	1- 0	2- 0			
1- 1	0- 1	0- 0	NEUTRAL	0- 0	1- 0	0- 0			
5- 7	0- 3	0- 2	CONFERENCE	1- 2	3- 0	1- 0			
3- 3	0- 1	0- 1	HOME	1- 1	2- 0	0- 0			
2- 4	0- 2	0- 1	AWAY	0- 1	1- 0	1- 0			
0- 0	0- 0	0- 0	NEUTRAL	0- 0	0- 0	0- 0			

RPI 1-25				RPI 26-50				RPI 51-100 Team's RPI: 70				RPI 101+			
RPI	S	Opponent	Score	RPI	S	Opponent	Score	RPI	S	Opponent	Score	RPI	S	Opponent	Score
3	A	UConn	41 102	45	A	Rutgers	54 64	51	A	UTEP	71 76	113	N	Kansas St.	68 57
6	N	Tennessee	47 87	45	H	Rutgers	64 65	65	A	Temple	66 80	131	H	Memphis	80 75
7	A	Louisville	51 71					65	H	Temple	85 75	138	A	Cincinnati	54 43
7	H	Louisville	66 81					86	H	South Fla.	62 76	138	H	Cincinnati	66 47
								88	H	TCU	72 68	150	A	Eastern Wash.	75 70
												198	H	Lamar	82 79
												212	A	Stephen F. Austin	81 69
												226	A	North Texas	84 79
												256	A	Houston	73 60
												259	H	Southeastern La.	82 39
												272	H	Grambling	87 65
												276	H	Mississippi Val.	91 52
LAST 12 Division I GAMES:															
45	H	Rutgers	64 65	65	A	Temple	66 80								
3	A	UConn	41 102	45	A	Rutgers	54 64								
65	H	Temple	85 75	131	H	Memphis	80 75								
138	H	Cincinnati	66 47	86	H	South Fla.	62 76								
256	A	Houston	73 60	138	A	Cincinnati	54 43								
7	H	Louisville	66 81	7	A	Louisville	51 71								

Non-Div I Games:

SMU

■ Loss,
 ■ Non-Conf,
 ■ S Site,
 ■ H Home
 ■ A Away
 N Neutral

Average RPI Win:	215	WON-LOST	WINNING	LAST 10	STRENGTH OF	OPP. STRENGTH	TEAM	ADJ.	CONF.	ADJ CONF.
Average RPI Loss:	23	RECORD	PCT. RANK	GAMES	SCHEDULE	OF SCHEDULE	RPI	RPI	RPI	RPI
DIV. I ONLY	20- 2	7	10- 0	272	135	71	71	18	18	
DIV. I NON-CONF.	9- 2	44	1- 0	217	100	77	77	17	17	
TOTALS	RPI 1-25	RPI 26-50	W-L RECORDS	RPI 51-100	RPI 101-150	RPI 150+				
20- 2	0- 1	0- 1	OVERALL	1- 0	4- 0	15- 0				
12- 1	0- 1	0- 0	HOME	0- 0	1- 0	11- 0				
8- 1	0- 0	0- 1	AWAY	1- 0	3- 0	4- 0				
0- 0	0- 0	0- 0	NEUTRAL	0- 0	0- 0	0- 0				
9- 2	0- 1	0- 1	NON-CONFERENCE	1- 0	2- 0	6- 0				
6- 1	0- 1	0- 0	HOME	0- 0	1- 0	5- 0				
3- 1	0- 0	0- 1	AWAY	1- 0	1- 0	1- 0				
0- 0	0- 0	0- 0	NEUTRAL	0- 0	0- 0	0- 0				
11- 0	0- 0	0- 0	CONFERENCE	0- 0	2- 0	9- 0				
6- 0	0- 0	0- 0	HOME	0- 0	0- 0	6- 0				
5- 0	0- 0	0- 0	AWAY	0- 0	2- 0	3- 0				
0- 0	0- 0	0- 0	NEUTRAL	0- 0	0- 0	0- 0				

RPI 1-25				RPI 26-50				RPI 51-100				Team's RPI: 71	RPI 101+			
RPI	S	Opponent	Score	RPI	S	Opponent	Score	RPI	S	Opponent	Score		RPI	S	Opponent	Score
10	H	Saint Joseph's	73 81	36	A	Oklahoma	70 89	97	A	Green Bay	63 58		113	A	Kansas St.	69 46
													114	H	Arkansas St.	66 47
													129	A	Indiana St.	83 63
													143	A	Missouri St.	98 68
													175	H	UNI	80 47
													195	H	Drake	88 55
													201	H	IPFW	69 46
													205	A	Loyola Chicago	71 58
													205	H	Loyola Chicago	65 50
													219	A	Illinois St.	74 58
													223	A	Sam Houston St.	64 47
													234	H	Tex.-Pan American	69 40
													254	H	Austin Peay	86 64
													270	A	Bradley	74 72
													270	H	Bradley	67 54
													274	H	Evansville	66 48
													312	H	Southeast Mo. St.	67 46
													334	H	Southern Ill.	74 51
													340	H	Air Force	61 37
LAST 12 Division I GAMES:																
205	H	Loyola Chicago	65 50	195	H	Drake	88 55									
270	H	Bradley	67 54	175	H	UNI	80 47									
274	H	Evansville	66 48	270	A	Bradley	74 72									
334	H	Southern Ill.	74 51	205	A	Loyola Chicago	71 58									
129	A	Indiana St.	83 63	143	A	Missouri St.	98 68									
219	A	Illinois St.	74 58	234	H	Tex.-Pan American	69 40									

Non-Div I Games:

Wichita St.

Oregon

Through Games Of Feb. 9, 2014

Average RPI Win:	163	WON-LOST	WINNING	LAST 10	STRENGTH OF	OPP. STRENGTH	TEAM	ADJ.	CONF.	ADJ CONF.
Average RPI Loss:	38	RECORD	PCT. RANK	GAMES	SCHEDULE	OF SCHEDULE	RPI	RPI	RPI	RPI
DIV. I ONLY	13- 9	109	4- 6	43	60	72	72	5	5	
DIV. I NON-CONF.	9- 2	44	1- 0	46	214	35	35	4	4	
TOTALS	RPI 1-25	RPI 26-50	W-L RECORDS	RPI 51-100	RPI 101-150	RPI 150+				
13- 9	0- 4	0- 2	OVERALL	4- 2	1- 1	8- 0				
11- 2	0- 0	0- 1	HOME	4- 0	1- 1	6- 0				
2- 7	0- 4	0- 1	AWAY	0- 2	0- 0	2- 0				
0- 0	0- 0	0- 0	NEUTRAL	0- 0	0- 0	0- 0				
9- 2	0- 1	0- 0	NON-CONFERENCE	2- 0	1- 1	6- 0				
8- 1	0- 0	0- 0	HOME	2- 0	1- 1	5- 0				
1- 1	0- 1	0- 0	AWAY	0- 0	0- 0	1- 0				
0- 0	0- 0	0- 0	NEUTRAL	0- 0	0- 0	0- 0				
4- 7	0- 3	0- 2	CONFERENCE	2- 2	0- 0	2- 0				
3- 1	0- 0	0- 1	HOME	2- 0	0- 0	1- 0				
1- 6	0- 3	0- 1	AWAY	0- 2	0- 0	1- 0				
0- 0	0- 0	0- 0	NEUTRAL	0- 0	0- 0	0- 0				

RPI 1-25				RPI 26-50				RPI 51-100 Team's RPI: 72				RPI 101+			
RPI	S	Opponent	Score	RPI	S	Opponent	Score	RPI	S	Opponent	Score	RPI	S	Opponent	Score
2	A	Stanford	66 96	34	A	Oregon St.	70 84	53	A	Southern California	85 109	101	H	Sacramento St.	85 97
3	A	UConn	68 114	34	H	Oregon St.	80 88	61	H	Princeton	110 90	132	H	Portland	113 86
18	A	California	98 101					76	A	UCLA	83 88	151	H	Utah	93 71
22	A	Arizona St.	94 97					80	H	Washington St.	82 66	152	H	Bakersfield	131 91
								82	H	Cal Poly	124 87	189	H	Cal St. Northridge	96 61
								92	H	Washington	101 85	192	H	Southern U.	130 90
												235	A	Seattle	105 100
												239	A	Arizona	84 72
												253	H	Pepperdine	83 80
												261	H	Portland St.	113 78
LAST 12 Division I GAMES:															
151	H	Utah	93 71	76	A	UCLA	83 88								
22	A	Arizona St.	94 97	34	A	Oregon St.	70 84								
239	A	Arizona	84 72	34	H	Oregon St.	80 88								
92	H	Washington	101 85	18	A	California	98 101								
80	H	Washington St.	82 66	2	A	Stanford	66 96								
53	A	Southern California	85 109	189	H	Cal St. Northridge	96 61								

Non-Div I Games:

Oregon

■ Loss,
 ■ Non-Conf, S Site,
 ■ Home
 ■ Away
 N Neutral

Quinnipiac

Through Games Of Feb. 9, 2014

Average RPI Win: 222	WON-LOST	WINNING	LAST 10	STRENGTH OF	OPP. STRENGTH	TEAM	ADJ.	CONF.	ADJ CONF.
Average RPI Loss: 66	RECORD	PCT. RANK	GAMES	SCHEDULE	OF SCHEDULE	RPI	RPI	RPI	RPI
DIV. I ONLY	15- 9	96	7- 3	58	184	73	73	17	17
DIV. I NON-CONF.	5- 5	148	0- 0	1	136	21	21	16	16
TOTALS	RPI 1-25	RPI 26-50	W-L RECORDS	RPI 51-100	RPI 101-150	RPI 150+			
15- 9	0- 3	0- 0	OVERALL	1- 5	3- 1	11- 0			
8- 3	0- 1	0- 0	HOME	1- 2	1- 0	6- 0			
7- 6	0- 2	0- 0	AWAY	0- 3	2- 1	5- 0			
0- 0	0- 0	0- 0	NEUTRAL	0- 0	0- 0	0- 0			
5- 5	0- 3	0- 0	NON-CONFERENCE	1- 1	3- 1	1- 0			
3- 1	0- 1	0- 0	HOME	1- 0	1- 0	1- 0			
2- 4	0- 2	0- 0	AWAY	0- 1	2- 1	0- 0			
0- 0	0- 0	0- 0	NEUTRAL	0- 0	0- 0	0- 0			
10- 4	0- 0	0- 0	CONFERENCE	0- 4	0- 0	10- 0			
5- 2	0- 0	0- 0	HOME	0- 2	0- 0	5- 0			
5- 2	0- 0	0- 0	AWAY	0- 2	0- 0	5- 0			
0- 0	0- 0	0- 0	NEUTRAL	0- 0	0- 0	0- 0			

RPI 1-25				RPI 26-50				RPI 51-100 Team's RPI: 73				RPI 101+			
RPI	S	Opponent	Score	RPI	S	Opponent	Score	RPI	S	Opponent	Score	RPI	S	Opponent	Score
7	A	Louisville	82 100					64	H	Marist	63 69	117	H	American	68 66
10	H	Saint Joseph's	69 84					66	A	Iona	86 95	118	A	Albany (NY)	74 53
14	A	St. John's (NY)	66 76					95	A	UT Martin	97 102	143	A	Missouri St.	75 65
								96	A	Fairfield	71 72	146	A	Holy Cross	71 84
								96	H	Fairfield	52 61	203	H	Hartford	62 49
								99	H	N.C. A&T	77 63	230	A	Rider	54 44
												230	H	Rider	71 59
												242	A	Canisius	65 55
												242	H	Canisius	65 51
												265	A	Niagara	93 78
												265	H	Niagara	84 61
												267	H	Siena	70 49
												286	H	Manhattan	77 74
												301	A	Monmouth	83 67
												325	A	Saint Peter's	71 40
LAST 12 Division I GAMES:															
				99	H	N.C. A&T	77 63					267	H	Siena	70 49
				242	H	Canisius	65 51					325	A	Saint Peter's	71 40
				301	A	Monmouth	83 67					286	H	Manhattan	77 74
				265	A	Niagara	93 78					66	A	Iona	86 95
				96	H	Fairfield	52 61					96	A	Fairfield	71 72
				230	A	Rider	54 44					230	H	Rider	71 59

Non-Div I Games:

Quinnipiac

Loss, Non-Conf, S Site, H Home A Away N Neutral

Arkansas

Through Games Of Feb. 9, 2014

Average RPI Win:	188	WON-LOST	WINNING	LAST 10	STRENGTH OF	OPP. STRENGTH	TEAM	ADJ.	CONF.	ADJ CONF.
Average RPI Loss:	38	RECORD	PCT. RANK	GAMES	SCHEDULE	OF SCHEDULE	RPI	RPI	RPI	RPI
DIV. I ONLY	16- 8	81	3- 7	63	87	74	74	1	1	
DIV. I NON-CONF.	13- 0	1	1- 0	271	252	45	45	1	1	
TOTALS	RPI 1-25	RPI 26-50	W-L RECORDS	RPI 51-100	RPI 101-150	RPI 150+				
16- 8	0- 4	1- 0	OVERALL	1- 4	4- 0	10- 0				
12- 3	0- 1	1- 0	HOME	1- 2	2- 0	8- 0				
2- 5	0- 3	0- 0	AWAY	0- 2	2- 0	0- 0				
2- 0	0- 0	0- 0	NEUTRAL	0- 0	0- 0	2- 0				
13- 0	0- 0	1- 0	NON-CONFERENCE	0- 0	2- 0	10- 0				
10- 0	0- 0	1- 0	HOME	0- 0	1- 0	8- 0				
1- 0	0- 0	0- 0	AWAY	0- 0	1- 0	0- 0				
2- 0	0- 0	0- 0	NEUTRAL	0- 0	0- 0	2- 0				
3- 8	0- 4	0- 0	CONFERENCE	1- 4	2- 0	0- 0				
2- 3	0- 1	0- 0	HOME	1- 2	1- 0	0- 0				
1- 5	0- 3	0- 0	AWAY	0- 2	1- 0	0- 0				
0- 0	0- 0	0- 0	NEUTRAL	0- 0	0- 0	0- 0				

RPI 1-25				RPI 26-50				RPI 51-100				RPI 101+			
RPI	S	Opponent	Score	RPI	S	Opponent	Score	RPI	S	Opponent	Score	RPI	S	Opponent	Score
6	A	Tennessee	60 70	28	H	Middle Tenn.	66 51	52	A	Florida	52 59	106	A	Kansas	64 53
8	A	South Carolina	49 67					52	H	Florida	55 49	109	A	Missouri	69 66
8	H	South Carolina	51 55					57	A	Georgia	58 60	140	H	Ole Miss	68 65
21	A	Kentucky	58 68					60	H	Auburn	48 56	143	H	Missouri St.	78 44
								89	H	Mississippi St.	50 54	168	H	Furman	74 45
												178	H	Tulsa	81 43
												202	H	Northwestern St.	74 53
												222	H	Western Mich.	61 46
												223	H	Sam Houston St.	81 45
												257	H	Oral Roberts	91 33
												263	H	Tennessee Tech	79 53
												276	H	Mississippi Val.	100 54
												312	N	Southeast Mo. St.	88 37
												324	N	Binghamton	72 23
LAST 12 Division I GAMES:															
8	A	South Carolina	49 67	57	A	Georgia	58 60								
52	H	Florida	55 49	89	H	Mississippi St.	50 54								
60	H	Auburn	48 56	52	A	Florida	52 59								
6	A	Tennessee	60 70	109	A	Missouri	69 66								
21	A	Kentucky	58 68	8	H	South Carolina	51 55								
140	H	Ole Miss	68 65	276	H	Mississippi Val.	100 54								

Non-Div I Games:

Arkansas

■ Loss,
 ■ Non-Conf, S Site,
 ■ Home
 ■ Away
 N Neutral

Northwestern

Through Games Of Feb. 9, 2014

Average RPI Win:	139	WON-LOST	WINNING	LAST 10	STRENGTH OF	OPP. STRENGTH	TEAM	ADJ.	CONF.	ADJ CONF.
Average RPI Loss:	55	RECORD	PCT. RANK	GAMES	SCHEDULE	OF SCHEDULE	RPI	RPI	RPI	RPI
DIV. I ONLY	14- 9	105	4- 6	32	58	75	75	3	3	
DIV. I NON-CONF.	10- 3	58	1- 1	79	144	60	60	3	3	
TOTALS	RPI 1-25	RPI 26-50	W-L RECORDS	RPI 51-100	RPI 101-150	RPI 150+				
14- 9	1- 4	3- 2	OVERALL	2- 1	2- 2	6- 0				
11- 4	1- 2	2- 0	HOME	2- 1	2- 1	4- 0				
2- 4	0- 2	1- 2	AWAY	0- 0	0- 0	1- 0				
1- 1	0- 0	0- 0	NEUTRAL	0- 0	0- 1	1- 0				
10- 3	0- 2	1- 0	NON-CONFERENCE	1- 0	2- 1	6- 0				
8- 1	0- 1	1- 0	HOME	1- 0	2- 0	4- 0				
1- 1	0- 1	0- 0	AWAY	0- 0	0- 0	1- 0				
1- 1	0- 0	0- 0	NEUTRAL	0- 0	0- 1	1- 0				
4- 6	1- 2	2- 2	CONFERENCE	1- 1	0- 1	0- 0				
3- 3	1- 1	1- 0	HOME	1- 1	0- 1	0- 0				
1- 3	0- 1	1- 2	AWAY	0- 0	0- 0	0- 0				
0- 0	0- 0	0- 0	NEUTRAL	0- 0	0- 0	0- 0				

RPI 1-25				RPI 26-50				RPI 51-100 Team's RPI: 75				RPI 101+			
RPI	S	Opponent	Score	RPI	S	Opponent	Score	RPI	S	Opponent	Score	RPI	S	Opponent	Score
9	A	Purdue	65 90	35	H	DePaul	82 79	85	H	Michigan	68 70	120	H	Lafayette	66 64
9	H	Purdue	71 68	39	A	Indiana	58 52	94	H	Wisconsin	74 58	126	H	Ill.-Chicago	79 63
11	H	Penn St.	75 79	41	A	Minnesota	59 94	98	H	IUPUI	72 61	129	N	Indiana St.	67 70
12	H	North Carolina St.	61 76	42	A	Nebraska	65 66					148	H	Illinois	74 76
18	A	California	51 65	42	H	Nebraska	63 59					159	H	Hofstra	74 57
LAST 12 Division I GAMES:															
85	H	Michigan	68 70	148	H	Illinois	74 76								
11	H	Penn St.	75 79	41	A	Minnesota	59 94								
39	A	Indiana	58 52	9	H	Purdue	71 68								
42	H	Nebraska	63 59	42	A	Nebraska	65 66								
9	A	Purdue	65 90	185	N	Northeastern	73 46								
94	H	Wisconsin	74 58	129	N	Indiana St.	67 70								

Non-Div I Games:

Northwestern

■ Loss,
 ■ Non-Conf,
 ■ S Site,
 ■ H Home
 ■ A Away
 N Neutral

Average RPI Win:	120	WON-LOST	WINNING	LAST 10	STRENGTH OF	OPP. STRENGTH	TEAM	ADJ.	CONF.	ADJ CONF.
Average RPI Loss:	40	RECORD	PCT. RANK	GAMES	SCHEDULE	OF SCHEDULE	RPI	RPI	RPI	RPI
DIV. I ONLY	11- 13	192	4- 6	8	10	76	76	5	5	
DIV. I NON-CONF.	6- 6	148	0- 0	8	9	40	40	4	4	
TOTALS	RPI 1-25	RPI 26-50	W-L RECORDS	RPI 51-100	RPI 101-150	RPI 150+				
11- 13	0- 5	3- 3	OVERALL	3- 5	0- 0	5- 0				
7- 4	0- 0	2- 1	HOME	3- 3	0- 0	2- 0				
3- 6	0- 4	1- 1	AWAY	0- 1	0- 0	2- 0				
1- 3	0- 1	0- 1	NEUTRAL	0- 1	0- 0	1- 0				
6- 6	0- 2	2- 3	NON-CONFERENCE	1- 1	0- 0	3- 0				
3- 1	0- 0	1- 1	HOME	1- 0	0- 0	1- 0				
2- 2	0- 1	1- 1	AWAY	0- 0	0- 0	1- 0				
1- 3	0- 1	0- 1	NEUTRAL	0- 1	0- 0	1- 0				
5- 7	0- 3	1- 0	CONFERENCE	2- 4	0- 0	2- 0				
4- 3	0- 0	1- 0	HOME	2- 3	0- 0	1- 0				
1- 4	0- 3	0- 0	AWAY	0- 1	0- 0	1- 0				
0- 0	0- 0	0- 0	NEUTRAL	0- 0	0- 0	0- 0				

RPI 1-25				RPI 26-50				RPI 51-100 Team's RPI: 76				RPI 101+			
RPI	S	Opponent	Score	RPI	S	Opponent	Score	RPI	S	Opponent	Score	RPI	S	Opponent	Score
1	A	Notre Dame	48 90	33	H	North Carolina	68 78	53	A	Southern California	54 68	151	H	Utah	55 38
2	A	Stanford	55 72	34	H	Oregon St.	66 63	53	H	Southern California	54 56	156	N	Grand Canyon	62 60
12	N	North Carolina St.	49 67	36	H	Oklahoma	82 76	60	N	Auburn	60 66	181	A	San Diego St.	56 55
18	A	California	53 69	41	A	Minnesota	58 55	72	H	Oregon	88 83	239	A	Arizona	67 61
22	A	Arizona St.	57 59	42	A	Nebraska	49 77	80	H	Washington St.	79 72	253	H	Pepperdine	82 78
				44	N	James Madison	67 77	82	H	Cal Poly	96 89				
								84	H	Colorado	59 61				
								92	H	Washington	58 70				
LAST 12 Division I GAMES:															
53	A	Southern California	54 68	72	H	Oregon	88 83								
80	H	Washington St.	79 72	22	A	Arizona St.	57 59								
92	H	Washington	58 70	239	A	Arizona	67 61								
18	A	California	53 69	84	H	Colorado	59 61								
2	A	Stanford	55 72	151	H	Utah	55 38								
34	H	Oregon St.	66 63	53	H	Southern California	54 56								

Non-Div I Games:

UCLA

■ Loss,
■ Non-Conf,
■ S Site,
■ H Home
■ A Away
N Neutral

Average RPI Win:	198	WON-LOST	WINNING	LAST 10	STRENGTH OF	OPP. STRENGTH	TEAM	ADJ.	CONF.	ADJ CONF.
Average RPI Loss:	57	RECORD	PCT. RANK	GAMES	SCHEDULE	OF SCHEDULE	RPI	RPI	RPI	RPI
DIV. I ONLY	16- 7	68	9- 1	110	90	77	77	22	22	
DIV. I NON-CONF.	6- 6	148	0- 1	33	1	83	83	21	21	
TOTALS	RPI 1-25	RPI 26-50	W-L RECORDS	RPI 51-100	RPI 101-150	RPI 150+				
16- 7	0- 3	1- 1	OVERALL	2- 2	3- 0	10- 1				
9- 2	0- 1	0- 0	HOME	2- 1	2- 0	5- 0				
6- 3	0- 1	0- 1	AWAY	0- 0	1- 0	5- 1				
1- 2	0- 1	1- 0	NEUTRAL	0- 1	0- 0	0- 0				
6- 6	0- 3	1- 1	NON-CONFERENCE	1- 2	1- 0	3- 0				
4- 2	0- 1	0- 0	HOME	1- 1	1- 0	2- 0				
1- 2	0- 1	0- 1	AWAY	0- 0	0- 0	1- 0				
1- 2	0- 1	1- 0	NEUTRAL	0- 1	0- 0	0- 0				
10- 1	0- 0	0- 0	CONFERENCE	1- 0	2- 0	7- 1				
5- 0	0- 0	0- 0	HOME	1- 0	1- 0	3- 0				
5- 1	0- 0	0- 0	AWAY	0- 0	1- 0	4- 1				
0- 0	0- 0	0- 0	NEUTRAL	0- 0	0- 0	0- 0				

RPI 1-25				RPI 26-50				RPI 51-100 Team's RPI: 77				RPI 101+			
RPI	S	Opponent	Score	RPI	S	Opponent	Score	RPI	S	Opponent	Score	RPI	S	Opponent	Score
2	N	Stanford	59 83	46	N	South Dakota St.	84 59	55	H	Virginia	56 85	121	H	Charlotte	78 73
5	A	LSU	46 69	50	A	Southern Miss.	74 76	67	H	Stetson	72 56	147	A	USC Upstate	76 69
10	H	Saint Joseph's	64 76					86	H	South Fla.	60 55	147	H	USC Upstate	72 45
								88	N	TCU	47 68	158	A	FIU	75 55
												183	H	Saint Francis (PA)	75 68
												187	A	Northern Ky.	43 63
												209	H	Jacksonville	56 49
												233	A	Mercer	69 57
												266	H	Bethune-Cookman	71 38
												268	A	East Tenn. St.	70 45
												268	H	East Tenn. St.	73 58
												314	A	Kennesaw St.	69 55
												318	A	Lipscomb	85 67
												337	H	North Florida	54 34
LAST 12 Division I GAMES:															
147	A	USC Upstate	76 69	233	A	Mercer	69 57								
268	A	East Tenn. St.	70 45	314	A	Kennesaw St.	69 55								
187	A	Northern Ky.	43 63	147	H	USC Upstate	72 45								
318	A	Lipscomb	85 67	268	H	East Tenn. St.	73 58								
337	H	North Florida	54 34	67	H	Stetson	72 56								
209	H	Jacksonville	56 49	10	H	Saint Joseph's	64 76								

Non-Div I Games:

FGCU

■ Loss,
■ Non-Conf,
■ S Site,
■ H Home
■ A Away
N Neutral

Average RPI Win:	197	WON-LOST	WINNING	LAST 10	STRENGTH OF	OPP. STRENGTH	TEAM	ADJ.	CONF.	ADJ CONF.
Average RPI Loss:	65	RECORD	PCT. RANK	GAMES	SCHEDULE	OF SCHEDULE	RPI	RPI	RPI	RPI
DIV. I ONLY	16- 8	81	7- 3	71	139	78	78	9	9	
DIV. I NON-CONF.	8- 5	109	0- 1	68	137	81	81	9	9	
TOTALS	RPI 1-25	RPI 26-50	W-L RECORDS	RPI 51-100	RPI 101-150	RPI 150+				
16- 8	0- 3	0- 1	OVERALL	3- 1	3- 3	10- 0				
6- 5	0- 2	0- 0	HOME	1- 1	1- 2	4- 0				
9- 2	0- 0	0- 1	AWAY	1- 0	2- 1	6- 0				
1- 1	0- 1	0- 0	NEUTRAL	1- 0	0- 0	0- 0				
8- 5	0- 2	0- 1	NON-CONFERENCE	1- 1	1- 1	6- 0				
3- 2	0- 1	0- 0	HOME	0- 1	1- 0	2- 0				
4- 2	0- 0	0- 1	AWAY	0- 0	0- 1	4- 0				
1- 1	0- 1	0- 0	NEUTRAL	1- 0	0- 0	0- 0				
8- 3	0- 1	0- 0	CONFERENCE	2- 0	2- 2	4- 0				
3- 3	0- 1	0- 0	HOME	1- 0	0- 2	2- 0				
5- 0	0- 0	0- 0	AWAY	1- 0	2- 0	2- 0				
0- 0	0- 0	0- 0	NEUTRAL	0- 0	0- 0	0- 0				

RPI 1-25				RPI 26-50				RPI 51-100				Team's RPI: 78		RPI 101+			
RPI	S	Opponent	Score	RPI	S	Opponent	Score	RPI	S	Opponent	Score			RPI	S	Opponent	Score
1	N	Notre Dame	61 100	35	A	DePaul	77 88	56	A	Fordham	65 61			108	H	George Washington	68 80
19	H	Dayton	77 87					58	H	St. Bonaventure	73 65			112	A	VCU	77 65
23	H	West Virginia	80 88					82	N	Cal Poly	84 69			112	H	VCU	68 71
								97	H	Green Bay	60 68			123	A	Pittsburgh	57 67
														127	H	Buffalo	78 55
														133	A	Richmond	55 45
														183	A	Saint Francis (PA)	86 66
														207	H	Providence	83 78
														215	A	Saint Louis	59 47
														236	H	Robert Morris	79 63
														245	A	Miami (OH)	78 58
														283	H	Massachusetts	67 52
														284	A	Morehead St.	83 35
														287	A	George Mason	64 45
														317	A	Kent St.	94 63
														328	H	Rhode Island	62 47
LAST 12 Division I GAMES:																	
19	H	Dayton	77 87	283	H	Massachusetts	67 52										
108	H	George Washington	68 80	215	A	Saint Louis	59 47										
133	A	Richmond	55 45	56	A	Fordham	65 61										
287	A	George Mason	64 45	112	H	VCU	68 71										
112	A	VCU	77 65	58	H	St. Bonaventure	73 65										
328	H	Rhode Island	62 47	123	A	Pittsburgh	57 67										

Non-Div I Games:

Duquesne

■ Loss,
 ■ Non-Conf,
 S Site,
 ■ Home
 ■ Away
 N Neutral

Average RPI Win:	236	WON-LOST	WINNING	LAST 10	STRENGTH OF	OPP. STRENGTH	TEAM	ADJ.	CONF.	ADJ CONF.
Average RPI Loss:	74	RECORD	PCT. RANK	GAMES	SCHEDULE	OF SCHEDULE	RPI	RPI	RPI	RPI
DIV. I ONLY	15- 7	77	10- 0	146	252	79	79	29	29	
DIV. I NON-CONF.	5- 7	198	0- 2	35	120	90	90	28	28	
TOTALS	RPI 1-25	RPI 26-50	W-L RECORDS	RPI 51-100	RPI 101-150	RPI 150+				
15- 7	0- 2	0- 2	OVERALL	0- 0	0- 3	15- 0				
4- 1	0- 0	0- 0	HOME	0- 0	0- 1	4- 0				
9- 5	0- 1	0- 2	AWAY	0- 0	0- 2	9- 0				
2- 1	0- 1	0- 0	NEUTRAL	0- 0	0- 0	2- 0				
5- 7	0- 2	0- 2	NON-CONFERENCE	0- 0	0- 3	5- 0				
1- 1	0- 0	0- 0	HOME	0- 0	0- 1	1- 0				
2- 5	0- 1	0- 2	AWAY	0- 0	0- 2	2- 0				
2- 1	0- 1	0- 0	NEUTRAL	0- 0	0- 0	2- 0				
10- 0	0- 0	0- 0	CONFERENCE	0- 0	0- 0	10- 0				
3- 0	0- 0	0- 0	HOME	0- 0	0- 0	3- 0				
7- 0	0- 0	0- 0	AWAY	0- 0	0- 0	7- 0				
0- 0	0- 0	0- 0	NEUTRAL	0- 0	0- 0	0- 0				

RPI 1-25				RPI 26-50				RPI 51-100				Team's RPI: 79		RPI 101+			
RPI	S	Opponent	Score	RPI	S	Opponent	Score	RPI	S	Opponent	Score			RPI	S	Opponent	Score
18	N	California	55 59	26	A	Gonzaga	56 64							130	A	Montana	56 59
20	A	Texas	58 87	38	A	San Diego	64 74							136	H	Wyoming	64 72
														150	A	Eastern Wash.	84 85
														152	A	Bakersfield	96 69
														156	H	Grand Canyon	58 54
														167	A	Nevada	88 77
														169	N	Mt. St. Mary's	81 63
														173	H	UC Irvine	68 63
														205	A	Loyola Chicago	62 60
														234	A	Tex.-Pan American	85 52
														234	H	Tex.-Pan American	76 65
														235	A	Seattle	77 59
														241	N	Appalachian St.	83 60
														282	A	New Mexico St.	75 66
														282	H	New Mexico St.	79 51
														319	A	UMKC	81 64
														342	A	Utah Valley	96 55
														346	A	Chicago St.	92 42
LAST 12 Division I GAMES:																	
				234	A	Tex.-Pan American	85 52					282	H	New Mexico St.	79 51		
				282	A	New Mexico St.	75 66					234	H	Tex.-Pan American	76 65		
				235	A	Seattle	77 59					346	A	Chicago St.	92 42		
				156	H	Grand Canyon	58 54					319	A	UMKC	81 64		
				152	A	Bakersfield	96 69					20	A	Texas	58 87		
				342	A	Utah Valley	96 55					136	H	Wyoming	64 72		

Non-Div I Games: Carroll (MT) 67 39 Lewis-Clark St. 84 53

Idaho

■ Loss,
 ■ Non-Conf,
 ■ S Site,
 ■ Home
 ■ A Away
 N Neutral

Average RPI Win:	138	WON-LOST	WINNING	LAST 10	STRENGTH OF	OPP. STRENGTH	TEAM	ADJ.	CONF.	ADJ CONF.
Average RPI Loss:	50	RECORD	PCT. RANK	GAMES	SCHEDULE	OF SCHEDULE	RPI	RPI	RPI	RPI
DIV. I ONLY	12- 12	161	4- 6	28	33	80	80	5	5	
DIV. I NON-CONF.	6- 6	148	0- 0	21	85	78	78	4	4	
TOTALS	RPI 1-25	RPI 26-50	W-L RECORDS	RPI 51-100	RPI 101-150	RPI 150+				
12- 12	1- 5	1- 2	OVERALL	4- 3	1- 1	5- 1				
7- 5	1- 3	0- 1	HOME	2- 0	0- 0	4- 1				
4- 6	0- 1	1- 1	AWAY	2- 3	0- 1	1- 0				
1- 1	0- 1	0- 0	NEUTRAL	0- 0	1- 0	0- 0				
6- 6	0- 3	1- 1	NON-CONFERENCE	0- 1	1- 1	4- 0				
3- 2	0- 1	0- 1	HOME	0- 0	0- 0	3- 0				
2- 3	0- 1	1- 0	AWAY	0- 1	0- 1	1- 0				
1- 1	0- 1	0- 0	NEUTRAL	0- 0	1- 0	0- 0				
6- 6	1- 2	0- 1	CONFERENCE	4- 2	0- 0	1- 1				
4- 3	1- 2	0- 0	HOME	2- 0	0- 0	1- 1				
2- 3	0- 0	0- 1	AWAY	2- 2	0- 0	0- 0				
0- 0	0- 0	0- 0	NEUTRAL	0- 0	0- 0	0- 0				

RPI 1-25				RPI 26-50				RPI 51-100				Team's RPI: 80	RPI 101+			
RPI	S	Opponent	Score	RPI	S	Opponent	Score	RPI	S	Opponent	Score		RPI	S	Opponent	Score
2	H	Stanford	69 77	26	H	Gonzaga	62 70	53	A	Southern California	79 75		107	A	Hawaii	66 77
17	H	Syracuse	65 69	34	A	Oregon St.	57 72	54	A	BYU	73 80		140	N	Ole Miss	79 65
18	H	California	70 87	42	A	Nebraska	76 72	72	A	Oregon	66 82		151	H	Utah	57 59
19	A	Dayton	76 87					76	A	UCLA	72 79		164	H	Fresno St.	92 79
22	H	Arizona St.	85 78					84	H	Colorado	70 60		189	H	Cal St. Northridge	68 59
23	N	West Virginia	66 88					92	A	Washington	85 76		235	A	Seattle	81 72
								92	H	Washington	82 80		239	H	Arizona	61 59
													299	H	UC Riverside	77 73
LAST 12 Division I GAMES:																
18	H	California	70 87	151	H	Utah	57 59									
2	H	Stanford	69 77	84	H	Colorado	70 60									
76	A	UCLA	72 79	92	A	Washington	85 76									
53	A	Southern California	79 75	92	H	Washington	82 80									
34	A	Oregon St.	57 72	239	H	Arizona	61 59									
72	A	Oregon	66 82	22	H	Arizona St.	85 78									

Non-Div I Games:

Washington St.

Average RPI Win: 220	WON-LOST	WINNING	LAST 10	STRENGTH OF	OPP. STRENGTH	TEAM	ADJ.	CONF.	ADJ CONF.
Average RPI Loss: 88	RECORD	PCT. RANK	GAMES	SCHEDULE	OF SCHEDULE	RPI	RPI	RPI	RPI
DIV. I ONLY	16- 5	40	8- 2	222	154	81	81	11	11
DIV. I NON-CONF.	7- 3	80	0- 0	316	248	146	146	11	11
TOTALS	RPI 1-25	RPI 26-50	W-L RECORDS	RPI 51-100	RPI 101-150	RPI 150+			
16- 5	0- 0	0- 1	OVERALL	1- 2	3- 2	12- 0			
11- 0	0- 0	0- 0	HOME	1- 0	1- 0	9- 0			
5- 5	0- 0	0- 1	AWAY	0- 2	2- 2	3- 0			
0- 0	0- 0	0- 0	NEUTRAL	0- 0	0- 0	0- 0			
7- 3	0- 0	0- 1	NON-CONFERENCE	0- 1	0- 1	7- 0			
5- 0	0- 0	0- 0	HOME	0- 0	0- 0	5- 0			
2- 3	0- 0	0- 1	AWAY	0- 1	0- 1	2- 0			
0- 0	0- 0	0- 0	NEUTRAL	0- 0	0- 0	0- 0			
9- 2	0- 0	0- 0	CONFERENCE	1- 1	3- 1	5- 0			
6- 0	0- 0	0- 0	HOME	1- 0	1- 0	4- 0			
3- 2	0- 0	0- 0	AWAY	0- 1	2- 1	1- 0			
0- 0	0- 0	0- 0	NEUTRAL	0- 0	0- 0	0- 0			

RPI 1-25	RPI 26-50	RPI 51-100	Team's RPI: 81	RPI 101+
RPI S Opponent Score	RPI S Opponent Score	RPI S Opponent Score		RPI S Opponent Score
	47 A Ohio St. 56 59	63 A Navy 64 74		117 A American 64 63
		63 H Navy 54 48		120 H Lafayette 66 49
		67 A Penn 57 67		124 A Bucknell 55 56
				139 A St. Francis Brooklyn 53 56
				146 A Holy Cross 70 57
				176 A Stony Brook 75 67
				186 H Boston U. 72 45
				208 H Colgate 62 45
				210 H Lehigh 74 63
				217 A Yale 68 56
				260 A Loyola Maryland 66 62
				260 H Loyola Maryland 56 45
				286 H Manhattan 66 52
				295 H Brown 67 65
				315 H Morgan St. 73 48
				316 H Weber St. 57 51
				341 H Fairleigh Dickinson 75 51
LAST 12 Division I GAMES:				
63 H Navy 54 48	146 A Holy Cross 70 57			
260 H Loyola Maryland 56 45	63 A Navy 64 74			
186 H Boston U. 72 45	210 H Lehigh 74 63			
117 A American 64 63	260 A Loyola Maryland 66 62			
208 H Colgate 62 45	120 H Lafayette 66 49			
124 A Bucknell 55 56	47 A Ohio St. 56 59			

Non-Div I Games: Staten Island 108 64

Army

■ Loss,
 ■ Non-Conf,
 ■ S Site,
 ■ Home
 ■ A Away
 N Neutral

Average RPI Win:	191	WON-LOST	WINNING	LAST 10	STRENGTH OF	OPP. STRENGTH	TEAM	ADJ.	CONF.	ADJ CONF.
Average RPI Loss:	81	RECORD	PCT. RANK	GAMES	SCHEDULE	OF SCHEDULE	RPI	RPI	RPI	RPI
DIV. I ONLY	14- 8	93	8- 2	128	103	82	82	16	16	
DIV. I NON-CONF.	6- 7	165	0- 3	57	53	119	119	14	14	
TOTALS	RPI 1-25	RPI 26-50	W-L RECORDS	RPI 51-100	RPI 101-150	RPI 150+				
14- 8	0- 1	0- 1	OVERALL	0- 4	4- 1	10- 1				
9- 0	0- 0	0- 0	HOME	0- 0	3- 0	6- 0				
5- 6	0- 1	0- 1	AWAY	0- 2	1- 1	4- 1				
0- 2	0- 0	0- 0	NEUTRAL	0- 2	0- 0	0- 0				
6- 7	0- 1	0- 1	NON-CONFERENCE	0- 4	2- 1	4- 0				
5- 0	0- 0	0- 0	HOME	0- 0	2- 0	3- 0				
1- 5	0- 1	0- 1	AWAY	0- 2	0- 1	1- 0				
0- 2	0- 0	0- 0	NEUTRAL	0- 2	0- 0	0- 0				
8- 1	0- 0	0- 0	CONFERENCE	0- 0	2- 0	6- 1				
4- 0	0- 0	0- 0	HOME	0- 0	1- 0	3- 0				
4- 1	0- 0	0- 0	AWAY	0- 0	1- 0	3- 1				
0- 0	0- 0	0- 0	NEUTRAL	0- 0	0- 0	0- 0				

RPI 1-25				RPI 26-50				RPI 51-100 Team's RPI: 82				RPI 101+			
RPI	S	Opponent	Score	RPI	S	Opponent	Score	RPI	S	Opponent	Score	RPI	S	Opponent	Score
2	A	Stanford	51 86	30	A	St. Mary's (CA)	69 77	69	N	Harvard	76 83	107	A	Hawaii	78 74
								72	A	Oregon	87 124	107	H	Hawaii	62 60
								76	A	UCLA	89 96	122	H	Akron	84 74
								78	N	Duquesne	69 84	132	A	Portland	76 83
												145	H	San Francisco	76 65
												152	H	Bakersfield	63 54
												154	A	UC Davis	81 72
												157	A	Long Beach St.	107 102
												167	H	Nevada	82 57
												173	A	UC Irvine	84 79
												189	A	Cal St. Northridge	76 81
												253	A	Pepperdine	80 77
												255	H	Cal St. Fullerton	69 65
												282	H	New Mexico St.	72 64
												299	H	UC Riverside	89 72
												307	H	UC Santa Barbara	88 70
LAST 12 Division I GAMES:															
107	H	Hawaii	62 60	189	A	Cal St. Northridge	76 81								
173	A	UC Irvine	84 79	307	H	UC Santa Barbara	88 70								
154	A	UC Davis	81 72	107	A	Hawaii	78 74								
299	H	UC Riverside	89 72	76	A	UCLA	89 96								
255	H	Cal St. Fullerton	69 65	72	A	Oregon	87 124								
157	A	Long Beach St.	107 102	132	A	Portland	76 83								

Non-Div I Games:

Cal Poly

■ Loss,
 ■ Non-Conf, S Site,
 ■ Home
 ■ Away
 N Neutral

A

l
a
b
a
m
a

Alabama

Page 83

Average RPI Win:	178	WON-LOST	WINNING	LAST 10	STRENGTH OF	OPP. STRENGTH	TEAM	ADJ.	CONF.	ADJ CONF.
Average RPI Loss:	51	RECORD	PCT. RANK	GAMES	SCHEDULE	OF SCHEDULE	RPI	RPI	RPI	RPI
DIV. I ONLY	13- 9	109	3- 7	72	61	84	84	5	5	
DIV. I NON-CONF.	10- 1	22	1- 0	89	173	15	15	4	4	
TOTALS	RPI 1-25	RPI 26-50	W-L RECORDS	RPI 51-100	RPI 101-150	RPI 150+				
13- 9	0- 4	1- 1	OVERALL	1- 3	4- 0	7- 1				
9- 3	0- 3	1- 0	HOME	0- 0	2- 0	6- 0				
4- 6	0- 1	0- 1	AWAY	1- 3	2- 0	1- 1				
0- 0	0- 0	0- 0	NEUTRAL	0- 0	0- 0	0- 0				
10- 1	0- 1	1- 0	NON-CONFERENCE	0- 0	4- 0	5- 0				
7- 0	0- 0	1- 0	HOME	0- 0	2- 0	4- 0				
3- 1	0- 1	0- 0	AWAY	0- 0	2- 0	1- 0				
0- 0	0- 0	0- 0	NEUTRAL	0- 0	0- 0	0- 0				
3- 8	0- 3	0- 1	CONFERENCE	1- 3	0- 0	2- 1				
2- 3	0- 3	0- 0	HOME	0- 0	0- 0	2- 0				
1- 5	0- 0	0- 1	AWAY	1- 3	0- 0	0- 1				
0- 0	0- 0	0- 0	NEUTRAL	0- 0	0- 0	0- 0				

RPI 1-25				RPI 26-50				RPI 51-100 Team's RPI: 84				RPI 101+			
RPI	S	Opponent	Score	RPI	S	Opponent	Score	RPI	S	Opponent	Score	RPI	S	Opponent	Score
2	H	Stanford	77 87	27	H	Iowa	90 87	53	A	Southern California	45 55	119	A	Colorado St.	63 59
7	A	Louisville	62 69	34	A	Oregon St.	63 75	76	A	UCLA	61 59	128	H	Southern Utah	75 59
18	H	California	55 57					80	A	Washington St.	60 70	136	A	Wyoming	63 59
22	H	Arizona St.	66 68					92	A	Washington	71 81	148	H	Illinois	79 56
												151	A	Utah	55 58
												151	H	Utah	61 45
												155	H	Rice	75 58
												239	H	Arizona	68 47
												249	A	New Mexico	85 53
												285	H	Denver	83 61
												294	H	South Ala.	94 61
												311	H	Alcorn	83 33
LAST 12 Division I GAMES:															
34	A	Oregon St.	63 75	80	A	Washington St.	60 70								
151	H	Utah	61 45	2	H	Stanford	77 87								
151	A	Utah	55 58	18	H	California	55 57								
22	H	Arizona St.	66 68	76	A	UCLA	61 59								
239	H	Arizona	68 47	53	A	Southern California	45 55								
92	A	Washington	71 81	128	H	Southern Utah	75 59								

Non-Div I Games:

Colorado

■ Loss,
■ Non-Conf,
■ S Site,
■ H Home
■ A Away
N Neutral

Average RPI Win:	157	WON-LOST	WINNING	LAST 10	STRENGTH OF	OPP. STRENGTH	TEAM	ADJ.	CONF.	ADJ CONF.
Average RPI Loss:	49	RECORD	PCT. RANK	GAMES	SCHEDULE	OF SCHEDULE	RPI	RPI	RPI	RPI
DIV. I ONLY	15- 9	96	5- 5	88	13	85	85	3	3	
DIV. I NON-CONF.	9- 4	81	1- 0	171	74	104	104	3	3	
TOTALS	RPI 1-25	RPI 26-50	W-L RECORDS	RPI 51-100	RPI 101-150	RPI 150+				
15- 9	1- 3	1- 5	OVERALL	4- 0	2- 0	7- 1				
6- 6	0- 2	0- 3	HOME	1- 0	2- 0	3- 1				
7- 1	1- 0	1- 1	AWAY	3- 0	0- 0	2- 0				
2- 2	0- 1	0- 1	NEUTRAL	0- 0	0- 0	2- 0				
9- 4	0- 2	0- 1	NON-CONFERENCE	1- 0	1- 0	7- 1				
4- 2	0- 1	0- 0	HOME	0- 0	1- 0	3- 1				
3- 0	0- 0	0- 0	AWAY	1- 0	0- 0	2- 0				
2- 2	0- 1	0- 1	NEUTRAL	0- 0	0- 0	2- 0				
6- 5	1- 1	1- 4	CONFERENCE	3- 0	1- 0	0- 0				
2- 4	0- 1	0- 3	HOME	1- 0	1- 0	0- 0				
4- 1	1- 0	1- 1	AWAY	2- 0	0- 0	0- 0				
0- 0	0- 0	0- 0	NEUTRAL	0- 0	0- 0	0- 0				

RPI 1-25				RPI 26-50				RPI 51-100				RPI 101+			
RPI	S	Opponent	Score	RPI	S	Opponent	Score	RPI	S	Opponent	Score	RPI	S	Opponent	Score
1	H	Notre Dame	64 86	37	N	Bowling Green	52 63	55	A	Virginia	73 53	123	H	Pittsburgh	83 75
5	N	LSU	62 64	41	H	Minnesota	69 85	75	A	Northwestern	70 68	148	H	Illinois	69 60
9	A	Purdue	65 49	42	A	Nebraska	51 84	94	A	Wisconsin	60 44	182	H	Eastern Mich.	89 75
9	H	Purdue	56 65	43	H	Michigan St.	72 79	94	H	Wisconsin	70 62	192	H	Southern U.	83 59
				47	A	Ohio St.	64 49					214	H	Xavier	75 79
				47	H	Ohio St.	50 61					222	A	Western Mich.	73 45
												231	N	Texas Tech	82 71
												239	N	Arizona	73 71
												311	H	Alcorn	76 31
												339	A	Detroit	83 63
LAST 12 Division I GAMES:															
				9	H	Purdue	56 65	148	H	Illinois	69 60				
				75	A	Northwestern	70 68	9	A	Purdue	65 49				
				41	H	Minnesota	69 85	43	H	Michigan St.	72 79				
				42	A	Nebraska	51 84	94	H	Wisconsin	70 62				
				94	A	Wisconsin	60 44	47	A	Ohio St.	64 49				
				47	H	Ohio St.	50 61	311	H	Alcorn	76 31				

Non-Div I Games:

Michigan

■ Loss,
■ Non-Conf,
■ S Site,
■ H Home
■ A Away
N Neutral

Average RPI Win:	180	WON-LOST	WINNING	LAST 10	STRENGTH OF	OPP. STRENGTH	TEAM	ADJ.	CONF.	ADJ CONF.
Average RPI Loss:	50	RECORD	PCT. RANK	GAMES	SCHEDULE	OF SCHEDULE	RPI	RPI	RPI	RPI
DIV. I ONLY	13- 10	127	7- 3	41	79	86	86	6	6	
DIV. I NON-CONF.	5- 6	173	0- 0	44	166	155	155	6	6	
TOTALS	RPI 1-25	RPI 26-50	W-L RECORDS	RPI 51-100	RPI 101-150	RPI 150+				
13- 10	0- 5	0- 2	OVERALL	3- 1	2- 2	8- 0				
8- 5	0- 2	0- 2	HOME	2- 0	1- 1	5- 0				
5- 4	0- 2	0- 0	AWAY	1- 1	1- 1	3- 0				
0- 1	0- 1	0- 0	NEUTRAL	0- 0	0- 0	0- 0				
5- 6	0- 2	0- 1	NON-CONFERENCE	1- 1	0- 2	4- 0				
4- 3	0- 1	0- 1	HOME	1- 0	0- 1	3- 0				
1- 2	0- 0	0- 0	AWAY	0- 1	0- 1	1- 0				
0- 1	0- 1	0- 0	NEUTRAL	0- 0	0- 0	0- 0				
8- 4	0- 3	0- 1	CONFERENCE	2- 0	2- 0	4- 0				
4- 2	0- 1	0- 1	HOME	1- 0	1- 0	2- 0				
4- 2	0- 2	0- 0	AWAY	1- 0	1- 0	2- 0				
0- 0	0- 0	0- 0	NEUTRAL	0- 0	0- 0	0- 0				

RPI 1-25				RPI 26-50				RPI 51-100 Team's RPI: 86				RPI 101+			
RPI	S	Opponent	Score	RPI	S	Opponent	Score	RPI	S	Opponent	Score	RPI	S	Opponent	Score
3	A	UConn	53 81	28	H	Middle Tenn.	62 68	65	H	Temple	64 51	131	A	Memphis	71 58
7	A	Louisville	59 79	45	H	Rutgers	53 66	67	H	Stetson	72 68	137	H	Clemson	63 68
7	H	Louisville	54 62					70	A	SMU	76 62	138	H	Cincinnati	57 48
24	H	Maryland	70 78					77	A	FGCU	55 60	149	A	Col. of Charleston	64 71
25	N	Oklahoma St.	56 75									177	A	UCF	63 38
												177	H	UCF	89 54
												209	H	Jacksonville	82 53
												256	A	Houston	77 54
												256	H	Houston	71 53
												258	H	Central Conn. St.	81 47
												270	A	Bradley	87 63
												271	H	N.C. Central	93 35
LAST 12 Division I GAMES:															
177	H	UCF	89 54	177	A	UCF	63 38								
131	A	Memphis	71 58	7	H	Louisville	54 62								
7	A	Louisville	59 79	65	H	Temple	64 51								
256	H	Houston	71 53	70	A	SMU	76 62								
3	A	UConn	53 81	256	A	Houston	77 54								
138	H	Cincinnati	57 48	45	H	Rutgers	53 66								

Non-Div I Games:

South Fla.

■ Loss,
 ■ Non-Conf,
 ■ S Site,
 ■ H Home
 ■ A Away
 N Neutral

Pacific

Through Games Of Feb. 9, 2014

Average RPI Win:	132	WON-LOST	WINNING	LAST 10	STRENGTH OF	OPP. STRENGTH	TEAM	ADJ.	CONF.	ADJ CONF.
Average RPI Loss:	76	RECORD	PCT. RANK	GAMES	SCHEDULE	OF SCHEDULE	RPI	RPI	RPI	RPI
DIV. I ONLY	10- 10	161	7- 3	27	84	87	87	8	8	
DIV. I NON-CONF.	3- 5	225	0- 0	51	32	158	158	8	8	
TOTALS	RPI 1-25	RPI 26-50	W-L RECORDS	RPI 51-100	RPI 101-150	RPI 150+				
10- 10	0- 1	3- 3	OVERALL	1- 3	2- 2	4- 1				
5- 5	0- 0	2- 1	HOME	0- 1	0- 2	3- 1				
4- 4	0- 1	1- 1	AWAY	1- 2	1- 0	1- 0				
1- 1	0- 0	0- 1	NEUTRAL	0- 0	1- 0	0- 0				
3- 5	0- 1	0- 1	NON-CONFERENCE	0- 2	1- 1	2- 0				
2- 1	0- 0	0- 0	HOME	0- 0	0- 1	2- 0				
0- 3	0- 1	0- 0	AWAY	0- 2	0- 0	0- 0				
1- 1	0- 0	0- 1	NEUTRAL	0- 0	1- 0	0- 0				
7- 5	0- 0	3- 2	CONFERENCE	1- 1	1- 1	2- 1				
3- 4	0- 0	2- 1	HOME	0- 1	0- 1	1- 1				
4- 1	0- 0	1- 1	AWAY	1- 0	1- 0	1- 0				
0- 0	0- 0	0- 0	NEUTRAL	0- 0	0- 0	0- 0				

RPI 1-25				RPI 26-50				RPI 51-100				Team's RPI: 87	RPI 101+			
RPI	S	Opponent	Score	RPI	S	Opponent	Score	RPI	S	Opponent	Score		RPI	S	Opponent	Score
18	A	California	66 68	26	H	Gonzaga	68 83	54	A	BYU	75 62		107	H	Hawaii	70 81
				29	N	Florida St.	66 73	54	H	BYU	57 88		132	H	Portland	65 73
				30	A	St. Mary's (CA)	88 71	56	A	Fordham	63 84		133	N	Richmond	59 57
				30	H	St. Mary's (CA)	91 80	66	A	Iona	70 83		145	A	San Francisco	80 67
				38	A	San Diego	70 75						154	H	UC Davis	86 78
				38	H	San Diego	80 70						229	H	Loyola Marymount	84 90
													239	H	Arizona	75 66
													248	A	Santa Clara	88 68
													253	H	Pepperdine	75 64
LAST 12 Division I GAMES:																
				30	A	St. Mary's (CA)	88 71						248	A	Santa Clara	88 68
				54	H	BYU	57 88						145	A	San Francisco	80 67
				38	H	San Diego	80 70						38	A	San Diego	70 75
				30	H	St. Mary's (CA)	91 80						54	A	BYU	75 62
				253	H	Pepperdine	75 64						26	H	Gonzaga	68 83
				229	H	Loyola Marymount	84 90						132	H	Portland	65 73

Non-Div I Games: Notre Dame de Namur102 41 Cal St. Stanislaus 95 65

Pacific

Loss, Non-Conf, S Site, H Home A Away N Neutral

TCU										
Average RPI Win:	188	WON-LOST	WINNING	LAST 10	STRENGTH OF	OPP. STRENGTH	TEAM	ADJ.	CONF.	ADJ CONF.
Average RPI Loss:	33	RECORD	PCT. RANK	GAMES	SCHEDULE	OF SCHEDULE	RPI	RPI	RPI	RPI
DIV. I ONLY	13- 9	109	5- 5	50	62	88	88	4	4	
DIV. I NON-CONF.	8- 3	67	1- 0	168	154	102	102	5	5	

TOTALS	RPI 1-25	RPI 26-50	W-L RECORDS	RPI 51-100	RPI 101-150	RPI 150+				
13- 9	1- 5	1- 3	OVERALL	1- 1	1- 0	9- 0				
10- 3	1- 2	0- 1	HOME	0- 0	1- 0	8- 0				
2- 4	0- 2	1- 1	AWAY	0- 1	0- 0	1- 0				
1- 2	0- 1	0- 1	NEUTRAL	1- 0	0- 0	0- 0				
8- 3	0- 1	0- 1	NON-CONFERENCE	1- 1	0- 0	7- 0				
7- 0	0- 0	0- 0	HOME	0- 0	0- 0	7- 0				
0- 1	0- 0	0- 0	AWAY	0- 1	0- 0	0- 0				
1- 2	0- 1	0- 1	NEUTRAL	1- 0	0- 0	0- 0				
5- 6	1- 4	1- 2	CONFERENCE	0- 0	1- 0	2- 0				
3- 3	1- 2	0- 1	HOME	0- 0	1- 0	1- 0				
2- 3	0- 2	1- 1	AWAY	0- 0	0- 0	1- 0				
0- 0	0- 0	0- 0	NEUTRAL	0- 0	0- 0	0- 0				

RPI 1-25				RPI 26-50				RPI 51-100 Team's RPI: 88				RPI 101+			
RPI	S	Opponent	Score	RPI	S	Opponent	Score	RPI	S	Opponent	Score	RPI	S	Opponent	Score
9	N	Purdue	68 75	36	A	Oklahoma	52 63	70	A	SMU	68 72	106	H	Kansas	52 50
16	A	Baylor	46 80	46	N	South Dakota St.	52 57	77	N	FGCU	68 47	212	H	Stephen F. Austin	60 52
20	H	Texas	54 48	48	A	Iowa St.	61 60					223	H	Sam Houston St.	78 46
23	H	West Virginia	62 66	48	H	Iowa St.	49 71					228	H	Texas St.	63 50
25	A	Oklahoma St.	53 65									231	A	Texas Tech	65 54
25	H	Oklahoma St.	48 49									231	H	Texas Tech	72 57
												234	H	Tex.-Pan American	73 47
												272	H	Grambling	95 64
												277	H	Prairie View	76 47
												279	H	La.-Monroe	86 47
LAST 12 Division I GAMES:															
231	H	Texas Tech	72 57	25	A	Oklahoma St.	53 65								
48	A	Iowa St.	61 60	16	A	Baylor	46 80								
23	H	West Virginia	62 66	106	H	Kansas	52 50								
25	H	Oklahoma St.	48 49	231	A	Texas Tech	65 54								
36	A	Oklahoma	52 63	48	H	Iowa St.	49 71								
20	H	Texas	54 48	277	H	Prairie View	76 47								

Non-Div I Games: Abilene Christian 82 55

TCU

■ Loss,
 ■ Non-Conf,
 ■ S Site,
 ■ Home
 ■ A Away
 N Neutral

Average RPI Win:	205	WON-LOST	WINNING	LAST 10	STRENGTH OF	OPP. STRENGTH	TEAM	ADJ.	CONF.	ADJ CONF.
Average RPI Loss:	41	RECORD	PCT. RANK	GAMES	SCHEDULE	OF SCHEDULE	RPI	RPI	RPI	RPI
DIV. I ONLY	16- 9	92	3- 7	83	97	89	89	1	1	
DIV. I NON-CONF.	13- 1	8	1- 0	273	325	76	76	1	1	
TOTALS	RPI 1-25	RPI 26-50	W-L RECORDS	RPI 51-100	RPI 101-150	RPI 150+				
16- 9	0- 4	2- 1	OVERALL	2- 3	1- 1	11- 0				
11- 3	0- 2	1- 0	HOME	1- 1	1- 0	8- 0				
3- 5	0- 2	0- 0	AWAY	1- 2	0- 1	2- 0				
2- 1	0- 0	1- 1	NEUTRAL	0- 0	0- 0	1- 0				
13- 1	0- 0	2- 1	NON-CONFERENCE	0- 0	0- 0	11- 0				
9- 0	0- 0	1- 0	HOME	0- 0	0- 0	8- 0				
2- 0	0- 0	0- 0	AWAY	0- 0	0- 0	2- 0				
2- 1	0- 0	1- 1	NEUTRAL	0- 0	0- 0	1- 0				
3- 8	0- 4	0- 0	CONFERENCE	2- 3	1- 1	0- 0				
2- 3	0- 2	0- 0	HOME	1- 1	1- 0	0- 0				
1- 5	0- 2	0- 0	AWAY	1- 2	0- 1	0- 0				
0- 0	0- 0	0- 0	NEUTRAL	0- 0	0- 0	0- 0				

RPI 1-25			RPI 26-50			RPI 51-100			Team's RPI: 89	RPI 101+		
RPI	S	Opponent	Score	RPI	S	Opponent	Score	RPI	S	Opponent	Score	
5	A	LSU	56 65	28	N	Middle Tenn.	48 62	52	A	Florida	72 82	109 H Missouri 69 62
6	H	Tennessee	63 67	44	N	James Madison	65 52	57	H	Georgia	80 67	140 A Ole Miss 85 87
8	H	South Carolina	64 71	50	H	Southern Miss.	71 61	60	A	Auburn	43 51	156 N Grand Canyon 71 62
13	A	Texas A&M	35 73					60	H	Auburn	74 82	163 H Savannah St. 81 63
								74	A	Arkansas	54 50	256 A Houston 76 68
												259 H Southeastern La. 109 57
												263 H Tennessee Tech 90 45
												276 H Mississippi Val. 98 58
												280 H Jackson St. 81 42
												302 A North Dakota St. 72 62
												320 H La.-Lafayette 78 51
												333 H Alabama St. 75 49
												343 H New Orleans 111 38
LAST 12 Division I GAMES:												
60	A	Auburn	43 51	13	A	Texas A&M	35 73					
8	H	South Carolina	64 71	6	H	Tennessee	63 67					
57	H	Georgia	80 67	74	A	Arkansas	54 50					
5	A	LSU	56 65	60	H	Auburn	74 82					
109	H	Missouri	69 62	52	A	Florida	72 82					
140	A	Ole Miss	85 87	276	H	Mississippi Val.	98 58					

Non-Div I Games:

Mississippi St.

■ Loss,
 ■ Non-Conf,
 ■ S Site,
 ■ H Home
 ■ A Away
 N Neutral

Average RPI Win:	192	WON-LOST	WINNING	LAST 10	STRENGTH OF	OPP. STRENGTH	TEAM	ADJ.	CONF.	ADJ CONF.
Average RPI Loss:	55	RECORD	PCT. RANK	GAMES	SCHEDULE	OF SCHEDULE	RPI	RPI	RPI	RPI
DIV. I ONLY	16- 6	57	8- 2	170	83	90	90	10	10	
DIV. I NON-CONF.	8- 4	87	1- 1	252	40	149	149	12	12	
TOTALS	RPI 1-25	RPI 26-50	W-L RECORDS	RPI 51-100	RPI 101-150	RPI 150+				
16- 6	0- 2	1- 0	OVERALL	1- 3	2- 1	12- 0				
8- 4	0- 1	1- 0	HOME	0- 2	1- 1	6- 0				
6- 2	0- 1	0- 0	AWAY	0- 1	1- 0	5- 0				
2- 0	0- 0	0- 0	NEUTRAL	1- 0	0- 0	1- 0				
8- 4	0- 2	0- 0	NON-CONFERENCE	1- 1	1- 1	6- 0				
5- 2	0- 1	0- 0	HOME	0- 0	1- 1	4- 0				
1- 2	0- 1	0- 0	AWAY	0- 1	0- 0	1- 0				
2- 0	0- 0	0- 0	NEUTRAL	1- 0	0- 0	1- 0				
8- 2	0- 0	1- 0	CONFERENCE	0- 2	1- 0	6- 0				
3- 2	0- 0	1- 0	HOME	0- 2	0- 0	2- 0				
5- 0	0- 0	0- 0	AWAY	0- 0	1- 0	4- 0				
0- 0	0- 0	0- 0	NEUTRAL	0- 0	0- 0	0- 0				

RPI 1-25				RPI 26-50				RPI 51-100 Team's RPI: 90				RPI 101+			
RPI	S	Opponent	Score	RPI	S	Opponent	Score	RPI	S	Opponent	Score	RPI	S	Opponent	Score
5	H	LSU	35 63	50	H	Southern Miss.	73 71	51	H	UTEP	72 86	121	A	Charlotte	78 76
12	A	North Carolina St.	55 69					55	N	Virginia	79 72	129	H	Indiana St.	51 45
								60	A	Auburn	52 62	140	H	Ole Miss	66 89
								62	H	East Carolina	65 69	155	A	Rice	62 55
												171	A	UTSA	68 54
												172	A	Old Dominion	92 62
												183	N	Saint Francis (PA)	89 67
												185	H	Northeastern	85 49
												211	H	McNeese St.	74 49
												221	H	Louisiana Tech	75 61
												226	H	North Texas	56 55
												259	H	Southeastern La.	80 52
												289	A	UNC Wilmington	55 50
												295	A	Marshall	77 61
												343	H	New Orleans	81 46
LAST 12 Division I GAMES:															
171	A	UTSA	68 54	50	H	Southern Miss.	73 71	62	H	East Carolina	65 69				
226	H	North Texas	56 55					172	A	Old Dominion	92 62				
51	H	UTEP	72 86					295	A	Marshall	77 61				
155	A	Rice	62 55					5	H	LSU	35 63				
221	H	Louisiana Tech	75 61					129	H	Indiana St.	51 45				
121	A	Charlotte	78 76												

Non-Div I Games: Loyola (LA) 82 66

Tulane

■ Loss,
■ Non-Conf,
■ S Site,
■ H Home
■ A Away
N Neutral

Average RPI Win:	167	WON-LOST	WINNING	LAST 10	STRENGTH OF	OPP. STRENGTH	TEAM	ADJ.	CONF.	ADJ CONF.
Average RPI Loss:	55	RECORD	PCT. RANK	GAMES	SCHEDULE	OF SCHEDULE	RPI	RPI	RPI	RPI
DIV. I ONLY	12- 11	151	4- 6	35	52	91	91	2	2	
DIV. I NON-CONF.	8- 5	109	1- 1	130	117	150	150	2	2	
TOTALS	RPI 1-25	RPI 26-50	W-L RECORDS	RPI 51-100	RPI 101-150	RPI 150+				
12- 11	1- 3	1- 4	OVERALL	0- 2	4- 2	6- 0				
8- 6	1- 1	0- 3	HOME	0- 1	2- 1	5- 0				
4- 5	0- 2	1- 1	AWAY	0- 1	2- 1	1- 0				
0- 0	0- 0	0- 0	NEUTRAL	0- 0	0- 0	0- 0				
8- 5	0- 1	0- 2	NON-CONFERENCE	0- 1	2- 1	6- 0				
7- 3	0- 0	0- 1	HOME	0- 1	2- 1	5- 0				
1- 2	0- 1	0- 1	AWAY	0- 0	0- 0	1- 0				
0- 0	0- 0	0- 0	NEUTRAL	0- 0	0- 0	0- 0				
4- 6	1- 2	1- 2	CONFERENCE	0- 1	2- 1	0- 0				
1- 3	1- 1	0- 2	HOME	0- 0	0- 0	0- 0				
3- 3	0- 1	1- 0	AWAY	0- 1	2- 1	0- 0				
0- 0	0- 0	0- 0	NEUTRAL	0- 0	0- 0	0- 0				

RPI 1-25				RPI 26-50				RPI 51-100 Team's RPI: 91				RPI 101+			
RPI	S	Opponent	Score	RPI	S	Opponent	Score	RPI	S	Opponent	Score	RPI	S	Opponent	Score
1	A	Notre Dame	52 79	28	H	Middle Tenn.	55 61	67	H	Penn	66 67	105	A	Wake Forest	84 53
4	H	Duke	75 76	29	H	Florida St.	63 68	99	A	Boston College	62 63	109	H	Missouri	74 68
12	H	North Carolina St.	80 71	33	A	North Carolina	83 80					111	A	Virginia Tech	64 62
22	A	Arizona St.	73 75	40	H	Georgia Tech	87 89					133	H	Richmond	50 57
				41	A	Minnesota	67 74					137	A	Clemson	52 60
												139	H	St. Francis Brooklyn	78 57
												153	H	Coppin St.	63 58
												217	H	Yale	91 67
												220	A	Oakland	86 68
												249	H	New Mexico	67 50
												315	H	Morgan St.	80 42
												337	H	North Florida	79 39
LAST 12 Division I GAMES:															
40	H	Georgia Tech	87 89	99	A	Boston College	62 63								
33	A	North Carolina	83 80	111	A	Virginia Tech	64 62								
4	H	Duke	75 76	29	H	Florida St.	63 68								
137	A	Clemson	52 60	105	A	Wake Forest	84 53								
1	A	Notre Dame	52 79	67	H	Penn	66 67								
12	H	North Carolina St.	80 71	249	H	New Mexico	67 50								

Non-Div I Games:

Miami (FL)

■ Loss,
■ Non-Conf, S Site,
■ Home
■ Away
N Neutral

Average RPI Win:	151	WON-LOST	WINNING	LAST 10	STRENGTH OF	OPP. STRENGTH	TEAM	ADJ.	CONF.	ADJ CONF.
Average RPI Loss:	52	RECORD	PCT. RANK	GAMES	SCHEDULE	OF SCHEDULE	RPI	RPI	RPI	RPI
DIV. I ONLY	13- 10	127	5- 5	70	24	92	92	5	5	
DIV. I NON-CONF.	7- 4	95	0- 0	112	98	96	96	4	4	
TOTALS	RPI 1-25	RPI 26-50	W-L RECORDS	RPI 51-100	RPI 101-150	RPI 150+				
13- 10	1- 3	0- 3	OVERALL	4- 3	1- 1	7- 0				
8- 4	1- 2	0- 0	HOME	2- 1	0- 1	5- 0				
3- 5	0- 1	0- 2	AWAY	2- 2	0- 0	1- 0				
2- 1	0- 0	0- 1	NEUTRAL	0- 0	1- 0	1- 0				
7- 4	0- 1	0- 2	NON-CONFERENCE	1- 0	1- 1	5- 0				
4- 1	0- 0	0- 0	HOME	1- 0	0- 1	3- 0				
1- 2	0- 1	0- 1	AWAY	0- 0	0- 0	1- 0				
2- 1	0- 0	0- 1	NEUTRAL	0- 0	1- 0	1- 0				
6- 6	1- 2	0- 1	CONFERENCE	3- 3	0- 0	2- 0				
4- 3	1- 2	0- 0	HOME	1- 1	0- 0	2- 0				
2- 3	0- 0	0- 1	AWAY	2- 2	0- 0	0- 0				
0- 0	0- 0	0- 0	NEUTRAL	0- 0	0- 0	0- 0				

RPI 1-25				RPI 26-50				RPI 51-100 Team's RPI: 92				RPI 101+			
RPI	S	Opponent	Score	RPI	S	Opponent	Score	RPI	S	Opponent	Score	RPI	S	Opponent	Score
2	H	Stanford	87 82	30	A	St. Mary's (CA)	81 91	53	A	Southern California	63 55	123	N	Pittsburgh	76 69
13	A	Texas A&M	68 74	34	A	Oregon St.	68 75	72	A	Oregon	85 101	132	H	Portland	77 91
18	H	California	65 70	35	N	DePaul	66 73	76	A	UCLA	70 58	151	H	Utah	53 52
22	H	Arizona St.	60 78					80	A	Washington St.	80 82	173	H	UC Irvine	72 69
								80	H	Washington St.	76 85	198	H	Montana St.	83 60
								84	H	Colorado	81 71	235	H	Seattle	82 60
								94	H	Wisconsin	80 67	239	H	Arizona	55 52
												256	A	Houston	66 55
												279	N	La.-Monroe	81 77
LAST 12 Division I GAMES:															
2	H	Stanford	87 82	84	H	Colorado	81 71								
18	H	California	65 70	151	H	Utah	53 52								
53	A	Southern California	63 55	80	H	Washington St.	76 85								
76	A	UCLA	70 58	80	A	Washington St.	80 82								
72	A	Oregon	85 101	22	H	Arizona St.	60 78								
34	A	Oregon St.	68 75	239	H	Arizona	55 52								

Non-Div I Games:

Washington

■ Loss,
 ■ Non-Conf,
 ■ S Site,
 ■ H Home
 ■ A Away
 N Neutral

Average RPI Win:	215	WON-LOST	WINNING	LAST 10	STRENGTH OF	OPP. STRENGTH	TEAM	ADJ.	CONF.	ADJ CONF.
Average RPI Loss:	117	RECORD	PCT. RANK	GAMES	SCHEDULE	OF SCHEDULE	RPI	RPI	RPI	RPI
DIV. I ONLY	19- 4	18	9- 1	310	108	93	93	24	24	
DIV. I NON-CONF.	9- 4	81	3- 1	201	59	91	91	25	25	
TOTALS	RPI 1-25	RPI 26-50	W-L RECORDS	RPI 51-100	RPI 101-150	RPI 150+				
19- 4	0- 1	1- 1	OVERALL	0- 0	3- 1	15- 1				
9- 1	0- 0	1- 0	HOME	0- 0	2- 1	6- 0				
7- 3	0- 1	0- 1	AWAY	0- 0	1- 0	6- 1				
3- 0	0- 0	0- 0	NEUTRAL	0- 0	0- 0	3- 0				
9- 4	0- 1	1- 1	NON-CONFERENCE	0- 0	3- 1	5- 1				
4- 1	0- 0	1- 0	HOME	0- 0	2- 1	1- 0				
2- 3	0- 1	0- 1	AWAY	0- 0	1- 0	1- 1				
3- 0	0- 0	0- 0	NEUTRAL	0- 0	0- 0	3- 0				
10- 0	0- 0	0- 0	CONFERENCE	0- 0	0- 0	10- 0				
5- 0	0- 0	0- 0	HOME	0- 0	0- 0	5- 0				
5- 0	0- 0	0- 0	AWAY	0- 0	0- 0	5- 0				
0- 0	0- 0	0- 0	NEUTRAL	0- 0	0- 0	0- 0				

RPI 1-25				RPI 26-50				RPI 51-100 Team's RPI: 93				RPI 101+			
RPI	S	Opponent	Score	RPI	S	Opponent	Score	RPI	S	Opponent	Score	RPI	S	Opponent	Score
5	A	LSU	54 73	40	A	Georgia Tech	70 89					110	A	Drexel	50 47
				50	H	Southern Miss.	74 58					111	H	Virginia Tech	70 60
												113	H	Kansas St.	86 75
												117	H	American	46 58
												153	A	Coppin St.	83 75
												153	H	Coppin St.	80 52
												163	A	Savannah St.	70 46
												184	H	Florida A&M	70 67
												188	N	Utah St.	98 88
												228	A	Texas St.	72 63
												248	N	Santa Clara	70 48
												252	H	Howard	76 64
												266	H	Bethune-Cookman	43 35
												288	A	Delaware St.	79 39
												295	N	Brown	71 50
												307	A	UC Santa Barbara	62 66
												315	A	Morgan St.	90 46
												315	H	Morgan St.	99 45
												322	A	South Carolina St.	78 47
												325	H	Saint Peter's	64 37
LAST 12 Division I GAMES:															
252	H	Howard	76 64	153	H	Coppin St.	80 52								
315	A	Morgan St.	90 46	288	A	Delaware St.	79 39								
153	A	Coppin St.	83 75	111	H	Virginia Tech	70 60								
322	A	South Carolina St.	78 47	40	A	Georgia Tech	70 89								
163	A	Savannah St.	70 46	295	N	Brown	71 50								
315	H	Morgan St.	99 45	113	H	Kansas St.	86 75								

Non-Div I Games:

Hampton

■ Loss,
 ■ Non-Conf, S Site,
 ■ Home
 ■ Away
 N Neutral

Average RPI Win:	148	WON-LOST	WINNING	LAST 10	STRENGTH OF	OPP. STRENGTH	TEAM	ADJ.	CONF.	ADJ CONF.
Average RPI Loss:	60	RECORD	PCT. RANK	GAMES	SCHEDULE	OF SCHEDULE	RPI	RPI	RPI	RPI
DIV. I ONLY	10- 13	211	2- 8	24	59	94	94	3	3	
DIV. I NON-CONF.	7- 5	120	1- 0	41	118	75	75	3	3	
TOTALS	RPI 1-25	RPI 26-50	W-L RECORDS	RPI 51-100	RPI 101-150	RPI 150+				
10- 13	0- 1	2- 6	OVERALL	2- 5	2- 1	4- 0				
6- 5	0- 0	2- 3	HOME	2- 1	0- 1	2- 0				
3- 8	0- 1	0- 3	AWAY	0- 4	2- 0	1- 0				
1- 0	0- 0	0- 0	NEUTRAL	0- 0	0- 0	1- 0				
7- 5	0- 1	0- 1	NON-CONFERENCE	2- 2	1- 1	4- 0				
4- 2	0- 0	0- 1	HOME	2- 0	0- 1	2- 0				
2- 3	0- 1	0- 0	AWAY	0- 2	1- 0	1- 0				
1- 0	0- 0	0- 0	NEUTRAL	0- 0	0- 0	1- 0				
3- 8	0- 0	2- 5	CONFERENCE	0- 3	1- 0	0- 0				
2- 3	0- 0	2- 2	HOME	0- 1	0- 0	0- 0				
1- 5	0- 0	0- 3	AWAY	0- 2	1- 0	0- 0				
0- 0	0- 0	0- 0	NEUTRAL	0- 0	0- 0	0- 0				

RPI 1-25				RPI 26-50				RPI 51-100				Team's RPI: 94	RPI 101+			
RPI	S	Opponent	Score	RPI	S	Opponent	Score	RPI	S	Opponent	Score		RPI	S	Opponent	Score
15	A	Vanderbilt	69 81	26	H	Gonzaga	55 70	75	A	Northwestern	58 74		103	A	Marquette	62 60
				27	H	Iowa	65 82	83	A	Alabama	62 70		126	H	Ill.-Chicago	56 58
				39	A	Indiana	69 76	85	A	Michigan	62 70		148	A	Illinois	76 64
				39	H	Indiana	65 60	85	H	Michigan	44 60		195	H	Drake	66 41
				41	A	Minnesota	53 64	92	A	Washington	67 80		233	N	Mercer	77 72
				42	H	Nebraska	70 71	97	H	Green Bay	65 61		238	H	Northern Ill.	71 51
				43	A	Michigan St.	67 71	99	H	Boston College	74 59		281	A	Milwaukee	85 60
				47	H	Ohio St.	82 71									
LAST 12 Division I GAMES:																
39	A	Indiana	69 76	75	A	Northwestern	58 74									
42	H	Nebraska	70 71	39	H	Indiana	65 60									
47	H	Ohio St.	82 71	27	H	Iowa	65 82									
43	A	Michigan St.	67 71	85	A	Michigan	62 70									
85	H	Michigan	44 60	148	A	Illinois	76 64									
41	A	Minnesota	53 64	97	H	Green Bay	65 61									

Non-Div I Games:

Wisconsin

■ Loss,
■ Non-Conf,
■ S Site,
■ H Home
■ A Away
N Neutral

U
T
M
a
r
t
i
nU
T
M
a
r
t
i
n

UT Martin

Page 95

FairfieldFairfield

Fairfield

Page 96

Average RPI Win: 220	WON-LOST	WINNING	LAST 10	STRENGTH OF	OPP. STRENGTH	TEAM	ADJ.	CONF.	ADJ CONF.
Average RPI Loss: 112	RECORD	PCT. RANK	GAMES	SCHEDULE	OF SCHEDULE	RPI	RPI	RPI	RPI
DIV. I ONLY	14- 7	81	8- 2	134	200	97	97	20	20
DIV. I NON-CONF.	7- 5	120	1- 2	84	159	103	103	19	19
TOTALS	RPI 1-25	RPI 26-50	W-L RECORDS	RPI 51-100	RPI 101-150	RPI 150+			
14- 7	0- 1	0- 1	OVERALL	1- 3	3- 0	10- 2			
5- 4	0- 1	0- 1	HOME	0- 1	2- 0	3- 1			
7- 3	0- 0	0- 0	AWAY	1- 2	1- 0	5- 1			
2- 0	0- 0	0- 0	NEUTRAL	0- 0	0- 0	2- 0			
7- 5	0- 1	0- 1	NON-CONFERENCE	1- 3	0- 0	6- 0			
2- 3	0- 1	0- 1	HOME	0- 1	0- 0	2- 0			
3- 2	0- 0	0- 0	AWAY	1- 2	0- 0	2- 0			
2- 0	0- 0	0- 0	NEUTRAL	0- 0	0- 0	2- 0			
7- 2	0- 0	0- 0	CONFERENCE	0- 0	3- 0	4- 2			
3- 1	0- 0	0- 0	HOME	0- 0	2- 0	1- 1			
4- 1	0- 0	0- 0	AWAY	0- 0	1- 0	3- 1			
0- 0	0- 0	0- 0	NEUTRAL	0- 0	0- 0	0- 0			

RPI 1-25				RPI 26-50				RPI 51-100 Team's RPI: 97				RPI 101+			
RPI	S	Opponent	Score	RPI	S	Opponent	Score	RPI	S	Opponent	Score	RPI	S	Opponent	Score
9	H	Purdue	45 49	46	H	South Dakota St.	54 66	58	A	St. Bonaventure	62 68	102	H	Wright St.	69 67
								71	H	Wichita St.	58 63	126	A	Ill.-Chicago	81 54
								78	A	Duquesne	68 60	126	H	Ill.-Chicago	66 50
								94	A	Wisconsin	61 65	160	A	Cleveland St.	90 72
												220	A	Oakland	74 58
												224	A	Youngstown St.	57 66
												238	H	Northern Ill.	78 44
												246	A	Maine	66 49
												246	H	Maine	72 49
												267	N	Siena	63 52
												278	N	William & Mary	90 44
												281	H	Milwaukee	64 75
												321	H	Valparaiso	70 42
												332	A	Vermont	74 57
												339	A	Detroit	84 72
LAST 12 Division I GAMES:															
126	A	Ill.-Chicago	81 54	224	A	Youngstown St.	57 66								
321	H	Valparaiso	70 42	281	H	Milwaukee	64 75								
339	A	Detroit	84 72	126	H	Ill.-Chicago	66 50								
220	A	Oakland	74 58	246	H	Maine	72 49								
102	H	Wright St.	69 67	94	A	Wisconsin	61 65								
160	A	Cleveland St.	90 72	9	H	Purdue	45 49								

Non-Div I Games:

Green Bay

■ Loss,
 ■ Non-Conf, S Site,
 ■ Home
 ■ Away
 N Neutral

Average RPI Win:	231	WON-LOST	WINNING	LAST 10	STRENGTH OF	OPP. STRENGTH	TEAM	ADJ.	CONF.	ADJ CONF.
Average RPI Loss:	65	RECORD	PCT. RANK	GAMES	SCHEDULE	OF SCHEDULE	RPI	RPI	RPI	RPI
DIV. I ONLY	16- 6	57	9- 1	208	161	98	98	21	21	
DIV. I NON-CONF.	8- 5	109	1- 1	163	147	112	112	20	20	
TOTALS	RPI 1-25	RPI 26-50	W-L RECORDS	RPI 51-100	RPI 101-150	RPI 150+				
16- 6	0- 1	1- 2	OVERALL	0- 2	2- 0	13- 1				
8- 2	0- 1	1- 1	HOME	0- 0	1- 0	6- 0				
8- 3	0- 0	0- 1	AWAY	0- 2	1- 0	7- 0				
0- 1	0- 0	0- 0	NEUTRAL	0- 0	0- 0	0- 1				
8- 5	0- 1	0- 1	NON-CONFERENCE	0- 2	2- 0	6- 1				
3- 2	0- 1	0- 1	HOME	0- 0	1- 0	2- 0				
5- 2	0- 0	0- 0	AWAY	0- 2	1- 0	4- 0				
0- 1	0- 0	0- 0	NEUTRAL	0- 0	0- 0	0- 1				
8- 1	0- 0	1- 1	CONFERENCE	0- 0	0- 0	7- 0				
5- 0	0- 0	1- 0	HOME	0- 0	0- 0	4- 0				
3- 1	0- 0	0- 1	AWAY	0- 0	0- 0	3- 0				
0- 0	0- 0	0- 0	NEUTRAL	0- 0	0- 0	0- 0				

RPI 1-25				RPI 26-50				RPI 51-100				Team's RPI: 98	RPI 101+			
RPI	S	Opponent	Score	RPI	S	Opponent	Score	RPI	S	Opponent	Score		RPI	S	Opponent	Score
9	H	Purdue	56 76	39	H	Indiana	45 51	62	A	East Carolina	51 71		129	A	Indiana St.	68 64
				46	A	South Dakota St.	57 63	75	A	Northwestern	61 72		143	H	Missouri St.	76 65
				46	H	South Dakota St.	76 66						160	N	Cleveland St.	56 63
													174	H	South Dakota	80 59
													187	H	Northern Ky.	86 63
													201	H	IPFW	70 68
													213	H	Belmont	80 58
													222	A	Western Mich.	79 64
													224	A	Youngstown St.	66 57
													262	A	Western Ill.	77 60
													285	H	Denver	82 66
													302	A	North Dakota St.	71 46
													302	H	North Dakota St.	77 53
													321	A	Valparaiso	84 51
													338	A	Neb. Omaha	77 45
													346	A	Chicago St.	68 47
LAST 12 Division I GAMES:																
				46	H	South Dakota St.	76 66	174	H	South Dakota	80 59					
				302	H	North Dakota St.	77 53	302	A	North Dakota St.	71 46					
				338	A	Neb. Omaha	77 45	46	A	South Dakota St.	57 63					
				262	A	Western Ill.	77 60	224	A	Youngstown St.	66 57					
				201	H	IPFW	70 68	75	A	Northwestern	61 72					
				285	H	Denver	82 66	187	H	Northern Ky.	86 63					

Non-Div I Games: Ohio Valley 100 46 Ind.-Southeast 92 63

IUPUI

Loss, Non-Conf, S Site, H Home A Away N Neutral

Average RPI Win:	167	WON-LOST	WINNING	LAST 10	STRENGTH OF	OPP. STRENGTH	TEAM	ADJ.	CONF.	ADJ CONF.
Average RPI Loss:	50	RECORD	PCT. RANK	GAMES	SCHEDULE	OF SCHEDULE	RPI	RPI	RPI	RPI
DIV. I ONLY	12- 13	173	2- 8	44	21	99	99	2	2	
DIV. I NON-CONF.	9- 5	92	1- 0	117	57	94	94	2	2	
TOTALS	RPI 1-25	RPI 26-50	W-L RECORDS	RPI 51-100	RPI 101-150	RPI 150+				
12- 13	0- 4	0- 3	OVERALL	2- 3	2- 3	8- 0				
9- 3	0- 1	0- 1	HOME	2- 0	2- 1	5- 0				
2- 8	0- 3	0- 1	AWAY	0- 2	0- 2	2- 0				
1- 2	0- 0	0- 1	NEUTRAL	0- 1	0- 0	1- 0				
9- 5	0- 1	0- 1	NON-CONFERENCE	0- 3	1- 0	8- 0				
6- 1	0- 1	0- 0	HOME	0- 0	1- 0	5- 0				
2- 2	0- 0	0- 0	AWAY	0- 2	0- 0	2- 0				
1- 2	0- 0	0- 1	NEUTRAL	0- 1	0- 0	1- 0				
3- 8	0- 3	0- 2	CONFERENCE	2- 0	1- 3	0- 0				
3- 2	0- 0	0- 1	HOME	2- 0	1- 1	0- 0				
0- 6	0- 3	0- 1	AWAY	0- 0	0- 2	0- 0				
0- 0	0- 0	0- 0	NEUTRAL	0- 0	0- 0	0- 0				

RPI 1-25				RPI 26-50				RPI 51-100 Team's RPI: 99				RPI 101+			
RPI	S	Opponent	Score	RPI	S	Opponent	Score	RPI	S	Opponent	Score	RPI	S	Opponent	Score
1	A	Notre Dame	53 95	27	N	Iowa	68 78	53	N	Southern California	52 79	105	H	Wake Forest	50 56
2	H	Stanford	71 83	29	A	Florida St.	55 72	54	A	BYU	69 70	111	A	Virginia Tech	63 70
4	A	Duke	57 78	33	H	North Carolina	56 73	55	H	Virginia	69 65	111	H	Virginia Tech	70 63
12	A	North Carolina St.	76 85					91	H	Miami (FL)	63 62	123	A	Pittsburgh	65 67
								94	A	Wisconsin	59 74	146	H	Holy Cross	77 60
												158	H	FIU	89 69
												159	A	Hofstra	80 63
												169	H	Mt. St. Mary's	81 67
												186	H	Boston U.	63 52
												203	H	Hartford	65 45
												207	A	Providence	80 71
												232	H	New Hampshire	65 40
												289	N	UNC Wilmington	75 54
LAST 12 Division I GAMES:															
29	A	Florida St.	55 72	33	H	North Carolina	56 73								
55	H	Virginia	69 65	91	H	Miami (FL)	63 62								
111	A	Virginia Tech	63 70	4	A	Duke	57 78								
123	A	Pittsburgh	65 67	1	A	Notre Dame	53 95								
105	H	Wake Forest	50 56	111	H	Virginia Tech	70 63								
12	A	North Carolina St.	76 85	169	H	Mt. St. Mary's	81 67								

Non-Div I Games:

Boston College

Average RPI Win:	229	WON-LOST	WINNING	LAST 10	STRENGTH OF	OPP. STRENGTH	TEAM	ADJ.	CONF.	ADJ CONF.
Average RPI Loss:	130	RECORD	PCT. RANK	GAMES	SCHEDULE	OF SCHEDULE	RPI	RPI	RPI	RPI
DIV. I ONLY	16- 4	25	8- 2	295	167	99	99	24	24	
DIV. I NON-CONF.	9- 2	44	3- 0	156	184	44	44	25	25	
TOTALS	RPI 1-25	RPI 26-50	W-L RECORDS	RPI 51-100	RPI 101-150	RPI 150+				
16- 4	0- 0	0- 0	OVERALL	1- 1	2- 1	13- 2				
7- 1	0- 0	0- 0	HOME	0- 0	2- 0	5- 1				
7- 3	0- 0	0- 0	AWAY	0- 1	0- 1	7- 1				
2- 0	0- 0	0- 0	NEUTRAL	1- 0	0- 0	1- 0				
9- 2	0- 0	0- 0	NON-CONFERENCE	1- 1	2- 1	6- 0				
4- 0	0- 0	0- 0	HOME	0- 0	2- 0	2- 0				
3- 2	0- 0	0- 0	AWAY	0- 1	0- 1	3- 0				
2- 0	0- 0	0- 0	NEUTRAL	1- 0	0- 0	1- 0				
7- 2	0- 0	0- 0	CONFERENCE	0- 0	0- 0	7- 2				
3- 1	0- 0	0- 0	HOME	0- 0	0- 0	3- 1				
4- 1	0- 0	0- 0	AWAY	0- 0	0- 0	4- 1				
0- 0	0- 0	0- 0	NEUTRAL	0- 0	0- 0	0- 0				

RPI 1-25				RPI 26-50				RPI 51-100				Team's RPI: 99	RPI 101+				
RPI	S	Opponent	Score	RPI	S	Opponent	Score	RPI	S	Opponent	Score		RPI	S	Opponent	Score	
								67	N	Stetson	73	68	108	A	George Washington	54	80
								73	A	Quinnipiac	63	77	133	H	Richmond	69	60
													135	H	Davidson	62	53
													153	H	Coppin St.	50	59
													184	A	Florida A&M	51	55
													184	H	Florida A&M	82	77
													196	H	Campbell	62	47
													204	A	Elon	58	57
													237	N	Georgia St.	74	49
													241	H	Appalachian St.	62	43
													252	A	Howard	69	48
													266	A	Bethune-Cookman	69	55
													271	A	N.C. Central	59	47
													273	A	UNC Asheville	83	57
													278	A	William & Mary	60	58
													288	H	Delaware St.	50	47
													315	H	Morgan St.	78	48
													329	A	UMES	73	63
LAST 12 Division I GAMES:																	
184	H	Florida A&M	82	77	288	H	Delaware St.	50	47								
252	A	Howard	69	48	184	A	Florida A&M	51	55								
329	A	UMES	73	63	266	A	Bethune-Cookman	69	55								
153	H	Coppin St.	50	59	196	H	Campbell	62	47								
315	H	Morgan St.	78	48	278	A	William & Mary	60	58								
271	A	N.C. Central	59	47	204	A	Elon	58	57								

Non-Div I Games: Virginia-Lynchburg 99 32

N.C. A&T

■ Loss,
 ■ Non-Conf, S Site,
 ■ Home
 ■ Away
 N Neutral

[illegible]

Non-Div I Games:

Average RPI Win:	228	WON-LOST	WINNING	LAST 10	STRENGTH OF	OPP. STRENGTH	TEAM	ADJ.	CONF.	ADJ CONF.
Average RPI Loss:	86	RECORD	PCT. RANK	GAMES	SCHEDULE	OF SCHEDULE	RPI	RPI	RPI	RPI
DIV. I ONLY	16- 7	68	6- 4	182	179	102	102	20	20	
DIV. I NON-CONF.	10- 4	75	2- 1	113	189	71	71	19	19	
TOTALS	RPI 1-25	RPI 26-50	W-L RECORDS	RPI 51-100	RPI 101-150	RPI 150+				
16- 7	1- 2	1- 1	OVERALL	0- 1	2- 1	12- 2				
8- 2	0- 0	0- 0	HOME	0- 0	1- 1	7- 1				
6- 4	0- 2	0- 0	AWAY	0- 1	1- 0	5- 1				
2- 1	1- 0	1- 1	NEUTRAL	0- 0	0- 0	0- 0				
10- 4	1- 2	1- 1	NON-CONFERENCE	0- 0	1- 1	7- 0				
5- 1	0- 0	0- 0	HOME	0- 0	1- 1	4- 0				
3- 2	0- 2	0- 0	AWAY	0- 0	0- 0	3- 0				
2- 1	1- 0	1- 1	NEUTRAL	0- 0	0- 0	0- 0				
6- 3	0- 0	0- 0	CONFERENCE	0- 1	1- 0	5- 2				
3- 1	0- 0	0- 0	HOME	0- 0	0- 0	3- 1				
3- 2	0- 0	0- 0	AWAY	0- 1	1- 0	2- 1				
0- 0	0- 0	0- 0	NEUTRAL	0- 0	0- 0	0- 0				

RPI 1-25				RPI 26-50				RPI 51-100				RPI 101+ Team's RPI: 102			
RPI	S	Opponent	Score	RPI	S	Opponent	Score	RPI	S	Opponent	Score	RPI	S	Opponent	Score
7	A	Louisville	40 99	28	N	Middle Tenn.	62 69	97	A	Green Bay	67 69	122	H	Akron	90 80
12	N	North Carolina St.	99 90	44	N	James Madison	79 77					126	A	Ill.-Chicago	77 74
19	A	Dayton	85 112									131	H	Memphis	75 83
												160	A	Cleveland St.	93 100
												160	H	Cleveland St.	82 98
												214	H	Xavier	79 54
												220	H	Oakland	94 85
												224	H	Youngstown St.	93 81
												243	H	Gardner-Webb	90 77
												245	H	Miami (OH)	90 63
												270	H	Bradley	87 71
												281	A	Milwaukee	69 64
												313	A	Murray St.	95 69
												321	A	Valparaiso	79 65
												334	A	Southern Ill.	67 64
												339	H	Detroit	82 57
												346	A	Chicago St.	84 62
LAST 12 Division I GAMES:															
160	A	Cleveland St.	93 100	160	H	Cleveland St.	82 98								
224	H	Youngstown St.	93 81	220	H	Oakland	94 85								
126	A	Ill.-Chicago	77 74	339	H	Detroit	82 57								
97	A	Green Bay	67 69	19	A	Dayton	85 112								
281	A	Milwaukee	69 64	346	A	Chicago St.	84 62								
321	A	Valparaiso	79 65	270	H	Bradley	87 71								

Non-Div I Games: Marian (IN) 90 37

Wright St.

Average RPI Win:	182	WON-LOST	WINNING	LAST 10	STRENGTH OF	OPP. STRENGTH	TEAM	ADJ.	CONF.	ADJ CONF.
Average RPI Loss:	50	RECORD	PCT. RANK	GAMES	SCHEDULE	OF SCHEDULE	RPI	RPI	RPI	RPI
DIV. I ONLY	15- 7	77	5- 5	157	48	103	103	7	7	
DIV. I NON-CONF.	9- 2	44	1- 0	214	63	87	87	7	7	
TOTALS	RPI 1-25	RPI 26-50	W-L RECORDS	RPI 51-100	RPI 101-150	RPI 150+				
15- 7	1- 2	1- 2	OVERALL	0- 2	3- 1	10- 0				
8- 5	0- 2	1- 1	HOME	0- 1	2- 1	5- 0				
5- 2	1- 0	0- 1	AWAY	0- 1	1- 0	3- 0				
2- 0	0- 0	0- 0	NEUTRAL	0- 0	0- 0	2- 0				
9- 2	1- 1	1- 0	NON-CONFERENCE	0- 1	1- 0	6- 0				
5- 2	0- 1	1- 0	HOME	0- 1	1- 0	3- 0				
2- 0	1- 0	0- 0	AWAY	0- 0	0- 0	1- 0				
2- 0	0- 0	0- 0	NEUTRAL	0- 0	0- 0	2- 0				
6- 5	0- 1	0- 2	CONFERENCE	0- 1	2- 1	4- 0				
3- 3	0- 1	0- 1	HOME	0- 0	1- 1	2- 0				
3- 2	0- 0	0- 1	AWAY	0- 1	1- 0	2- 0				
0- 0	0- 0	0- 0	NEUTRAL	0- 0	0- 0	0- 0				

RPI 1-25				RPI 26-50				RPI 51-100				RPI 101+ Team's RPI: 103			
RPI	S	Opponent	Score	RPI	S	Opponent	Score	RPI	S	Opponent	Score	RPI	S	Opponent	Score
4	H	Duke	61 78	31	H	Central Mich.	84 72	59	A	Creighton	64 83	105	H	Wake Forest	90 71
14	H	St. John's (NY)	47 49	32	H	Villanova	61 63	94	H	Wisconsin	60 62	115	A	Butler	61 59
15	A	Vanderbilt	82 77	35	A	DePaul	85 91					115	H	Butler	70 74
												134	H	Seton Hall	62 60
												151	N	Utah	72 65
												166	A	Georgetown	82 80
												166	H	Georgetown	77 54
												207	H	Providence	87 79
												214	A	Xavier	73 67
												257	H	Oral Roberts	79 71
												263	N	Tennessee Tech	84 64
												281	A	Milwaukee	71 52
												285	H	Denver	71 54
												345	H	Ark.-Pine Bluff	96 44
LAST 12 Division I GAMES:															
115	H	Butler	70 74	14	H	St. John's (NY)	47 49								
134	H	Seton Hall	62 60	214	A	Xavier	73 67								
166	H	Georgetown	77 54	166	A	Georgetown	82 80								
35	A	DePaul	85 91	32	H	Villanova	61 63								
59	A	Creighton	64 83	115	A	Butler	61 59								
207	H	Providence	87 79	285	H	Denver	71 54								

Non-Div I Games:

Marquette

KORON BARRETT				Through Games Of Feb. 9, 1911						
Average RPI Win:	224	WON-LOST	WINNING	LAST 10	STRENGTH OF	OPP. STRENGTH	TEAM	ADJ.	CONF.	ADJ CONF.
Average RPI Loss:	98	RECORD	PCT. RANK	GAMES	SCHEDULE	OF SCHEDULE	RPI	RPI	RPI	RPI
DIV. I ONLY	14- 6	65	8- 2	225	145	104	104	15	15	
DIV. I NON-CONF.	3- 4	193	0- 0	162	66	153	153	18	18	
TOTALS	RPI 1-25	RPI 26-50	W-L RECORDS	RPI 51-100	RPI 101-150	RPI 150+				
14- 6	0- 0	0- 3	OVERALL	0- 0	3- 1	11- 2				
9- 1	0- 0	0- 0	HOME	0- 0	3- 0	6- 1				
5- 5	0- 0	0- 3	AWAY	0- 0	0- 1	5- 1				
0- 0	0- 0	0- 0	NEUTRAL	0- 0	0- 0	0- 0				
3- 4	0- 0	0- 3	NON-CONFERENCE	0- 0	0- 0	3- 1				
2- 0	0- 0	0- 0	HOME	0- 0	0- 0	2- 0				
1- 4	0- 0	0- 3	AWAY	0- 0	0- 0	1- 1				
0- 0	0- 0	0- 0	NEUTRAL	0- 0	0- 0	0- 0				
11- 2	0- 0	0- 0	CONFERENCE	0- 0	3- 1	8- 1				
7- 1	0- 0	0- 0	HOME	0- 0	3- 0	4- 1				
4- 1	0- 0	0- 0	AWAY	0- 0	0- 1	4- 0				
0- 0	0- 0	0- 0	NEUTRAL	0- 0	0- 0	0- 0				

RPI 1-25				RPI 26-50				RPI 51-100				RPI 101+				Team's RPI: 104	
RPI	S	Opponent	Score	RPI	S	Opponent	Score	RPI	S	Opponent	Score	RPI	S	Opponent	Score		
				27	A	Iowa	62 88					101	A	Sacramento St.	104 110		
				41	A	Minnesota	44 46					128	H	Southern Utah	71 68		
				48	A	Iowa St.	55 84					130	H	Montana	62 57		
												150	H	Eastern Wash.	82 60		
												170	A	Idaho St.	48 47		
												170	H	Idaho St.	64 59		
												174	H	South Dakota	65 61		
												175	A	UNI	56 61		
												198	H	Montana St.	65 76		
												218	A	Northern Colo.	68 65		
												218	H	Northern Colo.	63 51		
												261	H	Portland St.	69 44		
												281	A	Milwaukee	78 66		
												300	A	Northern Ariz.	91 83		
												302	H	North Dakota St.	88 83		
												316	A	Weber St.	83 72		
												316	H	Weber St.	68 55		
LAST 12 Division I GAMES:																	
				170	H	Idaho St.	64 59					198	H	Montana St.	65 76		
				316	H	Weber St.	68 55					130	H	Montana	62 57		
				261	H	Portland St.	69 44					316	A	Weber St.	83 72		
				150	H	Eastern Wash.	82 60					170	A	Idaho St.	48 47		
				300	A	Northern Ariz.	91 83					218	H	Northern Colo.	63 51		
				101	A	Sacramento St.	104 110					128	H	Southern Utah	71 68		

Non-Div I Games:	Mayville St.	71	62	Jamestown	93	56
------------------	--------------	----	----	-----------	----	----

North Dakota

Loss, Non-Conf, S Site, H Home A Away N Neutral

Wake Forest

Through Games Of Feb. 9, 2014

Average RPI Win:	187	WON-LOST	WINNING	LAST 10	STRENGTH OF	OPP. STRENGTH	TEAM	ADJ.	CONF.	ADJ CONF.
Average RPI Loss:	62	RECORD	PCT. RANK	GAMES	SCHEDULE	OF SCHEDULE	RPI	RPI	RPI	RPI
DIV. I ONLY	13- 11	142	4- 6	87	64	105	105	2	2	
DIV. I NON-CONF.	9- 4	81	1- 0	241	155	115	115	2	2	
TOTALS	RPI 1-25	RPI 26-50	W-L RECORDS	RPI 51-100	RPI 101-150	RPI 150+				
13- 11	0- 4	1- 2	OVERALL	1- 2	3- 2	8- 1				
7- 4	0- 1	1- 1	HOME	0- 2	1- 0	5- 0				
5- 6	0- 2	0- 1	AWAY	1- 0	2- 2	2- 1				
1- 1	0- 1	0- 0	NEUTRAL	0- 0	0- 0	1- 0				
9- 4	0- 1	0- 0	NON-CONFERENCE	0- 0	1- 2	8- 1				
6- 0	0- 0	0- 0	HOME	0- 0	1- 0	5- 0				
2- 3	0- 0	0- 0	AWAY	0- 0	0- 2	2- 1				
1- 1	0- 1	0- 0	NEUTRAL	0- 0	0- 0	1- 0				
4- 7	0- 3	1- 2	CONFERENCE	1- 2	2- 0	0- 0				
1- 4	0- 1	1- 1	HOME	0- 2	0- 0	0- 0				
3- 3	0- 2	0- 1	AWAY	1- 0	2- 0	0- 0				
0- 0	0- 0	0- 0	NEUTRAL	0- 0	0- 0	0- 0				

RPI S	Opponent	Score	RPI S	Opponent	Score	RPI S	Opponent	Score	RPI S	Opponent	Score	Team's RPI: 105
12	A North Carolina St.	69 74	29	H Florida St.	78 54	55	H Virginia	59 64	103	A Marquette	71 90	
12	H North Carolina St.	54 62	33	H North Carolina	65 83	91	H Miami (FL)	53 84	123	A Pittsburgh	74 70	
18	N California	61 84	40	A Georgia Tech	63 79	99	A Boston College	56 50	125	A Delaware	61 71	
24	A Maryland	49 76							135	H Davidson	69 66	
									137	A Clemson	68 61	
									158	A FIU	86 79	
									167	A Nevada	87 95	
									184	N Florida A&M	79 63	
									196	H Campbell	73 65	
									213	H Belmont	69 49	
									239	A Arizona	70 58	
									289	H UNC Wilmington	68 44	
									294	H South Ala.	92 66	
									335	H Radford	92 65	
LAST 12 Division I GAMES:												
123	A Pittsburgh	74 70	137	A Clemson	68 61							
12	A North Carolina St.	69 74	40	A Georgia Tech	63 79							
29	H Florida St.	78 54	12	H North Carolina St.	54 62							
55	H Virginia	59 64	24	A Maryland	49 76							
99	A Boston College	56 50	91	H Miami (FL)	53 84							
33	H North Carolina	65 83	158	A FIU	86 79							

Non-Div I Games:

Wake Forest

■ Loss,
■ Non-Conf, S Site,
■ Home
■ Away
N Neutral

Average RPI Win: 166	WON-LOST	WINNING	LAST 10	STRENGTH OF	OPP. STRENGTH	TEAM	ADJ.	CONF.	ADJ CONF.
Average RPI Loss: 46	RECORD	PCT. RANK	GAMES	SCHEDULE	OF SCHEDULE	RPI	RPI	RPI	RPI
DIV. I ONLY	11- 13	192	4- 6	29	18	106	106	4	4
DIV. I NON-CONF.	7- 5	120	0- 0	61	36	127	127	5	5
TOTALS	RPI 1-25	RPI 26-50	W-L RECORDS	RPI 51-100	RPI 101-150	RPI 150+			
11- 13	1- 8	1- 2	OVERALL	1- 2	1- 0	7- 1			
8- 6	1- 4	0- 1	HOME	1- 1	0- 0	6- 0			
2- 5	0- 3	0- 1	AWAY	0- 1	1- 0	1- 0			
1- 2	0- 1	1- 0	NEUTRAL	0- 0	0- 0	0- 1			
7- 5	0- 2	1- 1	NON-CONFERENCE	1- 1	0- 0	5- 1			
6- 2	0- 1	0- 0	HOME	1- 1	0- 0	5- 0			
0- 1	0- 0	0- 1	AWAY	0- 0	0- 0	0- 0			
1- 2	0- 1	1- 0	NEUTRAL	0- 0	0- 0	0- 1			
4- 8	1- 6	0- 1	CONFERENCE	0- 1	1- 0	2- 0			
2- 4	1- 3	0- 1	HOME	0- 0	0- 0	1- 0			
2- 4	0- 3	0- 0	AWAY	0- 1	1- 0	1- 0			
0- 0	0- 0	0- 0	NEUTRAL	0- 0	0- 0	0- 0			

RPI 1-25				RPI 26-50				RPI 51-100				RPI 101+ Team's RPI: 106			
RPI	S	Opponent	Score	RPI	S	Opponent	Score	RPI	S	Opponent	Score	RPI	S	Opponent	Score
4	N	Duke	40 73	31	N	Central Mich.	68 63	59	H	Creighton	74 66	113	A	Kansas St.	71 64
9	H	Purdue	68 71	36	H	Oklahoma	71 81	74	H	Arkansas	53 64	178	H	Tulsa	82 78
16	A	Baylor	55 75	41	A	Minnesota	59 70	88	A	TCU	50 52	193	H	Texas Southern	105 78
16	H	Baylor	76 60									214	N	Xavier	59 64
20	A	Texas	58 70									217	H	Yale	79 63
20	H	Texas	55 80									231	A	Texas Tech	70 62
23	H	West Virginia	55 65									231	H	Texas Tech	67 46
25	A	Oklahoma St.	74 76									257	H	Oral Roberts	84 62
25	H	Oklahoma St.	56 64									305	H	SIU Edwardsville	72 56
LAST 12 Division I GAMES:															
36	H	Oklahoma	71 81	16	H	Baylor	76 60								
25	A	Oklahoma St.	74 76	20	A	Texas	58 70								
231	A	Texas Tech	70 62	231	H	Texas Tech	67 46								
20	H	Texas	55 80	88	A	TCU	50 52								
113	A	Kansas St.	71 64	16	A	Baylor	55 75								
25	H	Oklahoma St.	56 64	23	H	West Virginia	55 65								

Non-Div I Games:

Kansas

■ Loss,
 ■ Non-Conf, S Site,
 ■ Home
 ■ Away
 N Neutral

Average RPI Win:	165	WON-LOST	WINNING	LAST 10	STRENGTH OF	OPP. STRENGTH	TEAM	ADJ.	CONF.	ADJ CONF.
Average RPI Loss:	92	RECORD	PCT. RANK	GAMES	SCHEDULE	OF SCHEDULE	RPI	RPI	RPI	RPI
DIV. I ONLY	11- 10	145	5- 5	67	109	107	107	16	16	
DIV. I NON-CONF.	6- 6	148	1- 2	16	49	61	61	14	14	
TOTALS	RPI 1-25	RPI 26-50	W-L RECORDS	RPI 51-100	RPI 101-150	RPI 150+				
11- 10	0- 2	2- 1	OVERALL	2- 3	1- 1	6- 3				
7- 3	0- 1	2- 0	HOME	1- 1	1- 1	3- 0				
4- 7	0- 1	0- 1	AWAY	1- 2	0- 0	3- 3				
0- 0	0- 0	0- 0	NEUTRAL	0- 0	0- 0	0- 0				
6- 6	0- 2	2- 1	NON-CONFERENCE	2- 1	1- 1	1- 1				
4- 2	0- 1	2- 0	HOME	1- 0	1- 1	0- 0				
2- 4	0- 1	0- 1	AWAY	1- 1	0- 0	1- 1				
0- 0	0- 0	0- 0	NEUTRAL	0- 0	0- 0	0- 0				
5- 4	0- 0	0- 0	CONFERENCE	0- 2	0- 0	5- 2				
3- 1	0- 0	0- 0	HOME	0- 1	0- 0	3- 0				
2- 3	0- 0	0- 0	AWAY	0- 1	0- 0	2- 2				
0- 0	0- 0	0- 0	NEUTRAL	0- 0	0- 0	0- 0				

RPI 1-25				RPI 26-50				RPI 51-100				RPI 101+ Team's RPI: 107			
RPI	S	Opponent	Score	RPI	S	Opponent	Score	RPI	S	Opponent	Score	RPI	S	Opponent	Score
22	A	Arizona St.	44 84	34	A	Oregon St.	64 76	53	A	Southern California	55 66	119	H	Colorado St.	60 65
23	H	West Virginia	56 59	41	H	Minnesota	77 71	80	H	Washington St.	77 66	140	H	Ole Miss	79 63
				49	H	Chattanooga	60 55	82	A	Cal Poly	60 62	154	H	UC Davis	64 50
								82	H	Cal Poly	74 78	156	A	Grand Canyon	51 54
								87	A	Pacific	81 70	157	A	Long Beach St.	72 74
												173	H	UC Irvine	85 59
												189	A	Cal St. Northridge	72 75
												189	H	Cal St. Northridge	54 44
												299	A	UC Riverside	74 61
												300	A	Northern Ariz.	74 66
												307	A	UC Santa Barbara	63 60
LAST 12 Division I GAMES:															
				82	A	Cal Poly	60 62	299	A	UC Riverside	74 61				
				307	A	UC Santa Barbara	63 60	189	H	Cal St. Northridge	54 44				
				189	A	Cal St. Northridge	72 75	82	H	Cal Poly	74 78				
				157	A	Long Beach St.	72 74	156	A	Grand Canyon	51 54				
				173	H	UC Irvine	85 59	53	A	Southern California	55 66				
				154	H	UC Davis	64 50	87	A	Pacific	81 70				

Non-Div I Games:

Hawaii

■ Loss,
■ Non-Conf, S Site,
■ Home
■ Away
N Neutral

Average RPI Win:	201	WON-LOST	WINNING	LAST 10	STRENGTH OF	OPP. STRENGTH	TEAM	ADJ.	CONF.	ADJ CONF.
Average RPI Loss:	90	RECORD	PCT. RANK	GAMES	SCHEDULE	OF SCHEDULE	RPI	RPI	RPI	RPI
DIV. I ONLY	15- 8	86	6- 4	136	102	108	108	9	9	
DIV. I NON-CONF.	8- 4	87	0- 0	138	135	124	124	9	9	
TOTALS	RPI 1-25	RPI 26-50	W-L RECORDS	RPI 51-100	RPI 101-150	RPI 150+				
15- 8	2- 3	0- 0	OVERALL	2- 2	2- 0	9- 3				
10- 3	1- 1	0- 0	HOME	1- 0	2- 0	6- 2				
4- 4	1- 2	0- 0	AWAY	1- 1	0- 0	2- 1				
1- 1	0- 0	0- 0	NEUTRAL	0- 1	0- 0	1- 0				
8- 4	1- 1	0- 0	NON-CONFERENCE	1- 1	2- 0	4- 2				
7- 1	1- 0	0- 0	HOME	1- 0	2- 0	3- 1				
0- 2	0- 1	0- 0	AWAY	0- 0	0- 0	0- 1				
1- 1	0- 0	0- 0	NEUTRAL	0- 1	0- 0	1- 0				
7- 4	1- 2	0- 0	CONFERENCE	1- 1	0- 0	5- 1				
3- 2	0- 1	0- 0	HOME	0- 0	0- 0	3- 1				
4- 2	1- 1	0- 0	AWAY	1- 1	0- 0	2- 0				
0- 0	0- 0	0- 0	NEUTRAL	0- 0	0- 0	0- 0				

RPI 1-25				RPI 26-50				RPI 51-100				RPI 101+ Team's RPI: 108			
RPI	S	Opponent	Score	RPI	S	Opponent	Score	RPI	S	Opponent	Score	RPI	S	Opponent	Score
10	A	Saint Joseph's	74 67					56	A	Fordham	58 67	117	H	American	77 64
10	H	Saint Joseph's	69 75					57	N	Georgia	60 80	147	H	USC Upstate	83 56
18	H	California	75 72					78	A	Duquesne	80 68	166	A	Georgetown	57 78
19	A	Dayton	69 90					99	H	N.C. A&T	80 54	191	H	La Salle	68 77
24	A	Maryland	51 87									197	H	Towson	67 68
												215	H	Saint Louis	84 61
												260	H	Loyola Maryland	56 50
												280	H	Jackson St.	101 73
												283	A	Massachusetts	89 76
												287	A	George Mason	94 68
												287	H	George Mason	72 56
												297	N	Jacksonville St.	100 71
												315	H	Morgan St.	75 60
												328	H	Rhode Island	83 68
LAST 12 Division I GAMES:															
56	A	Fordham	58 67	287	A	George Mason	94 68								
78	A	Duquesne	80 68	19	A	Dayton	69 90								
328	H	Rhode Island	83 68	215	H	Saint Louis	84 61								
283	A	Massachusetts	89 76	10	A	Saint Joseph's	74 67								
191	H	La Salle	68 77	287	H	George Mason	72 56								
10	H	Saint Joseph's	69 75	117	H	American	77 64								

Non-Div I Games: Bluefield St. 114 55

George Washington

■ Loss,
 ■ Non-Conf,
 ■ S Site,
 ■ H Home
 ■ A Away
 N Neutral

Average RPI Win:	210	WON-LOST	WINNING	LAST 10	STRENGTH OF	OPP. STRENGTH	TEAM	ADJ.	CONF.	ADJ CONF.
Average RPI Loss:	53	RECORD	PCT. RANK	GAMES	SCHEDULE	OF SCHEDULE	RPI	RPI	RPI	RPI
DIV. I ONLY	14- 10	118	2- 8	94	71	109	109	1	1	
DIV. I NON-CONF.	11- 2	31	1- 0	311	267	99	99	1	1	
TOTALS	RPI 1-25	RPI 26-50	W-L RECORDS	RPI 51-100	RPI 101-150	RPI 150+				
14- 10	1- 5	0- 0	OVERALL	2- 4	1- 1	10- 0				
10- 4	1- 2	0- 0	HOME	1- 2	0- 0	8- 0				
3- 6	0- 3	0- 0	AWAY	1- 2	1- 1	1- 0				
1- 0	0- 0	0- 0	NEUTRAL	0- 0	0- 0	1- 0				
11- 2	0- 0	0- 0	NON-CONFERENCE	1- 1	0- 1	10- 0				
8- 0	0- 0	0- 0	HOME	0- 0	0- 0	8- 0				
2- 2	0- 0	0- 0	AWAY	1- 1	0- 1	1- 0				
1- 0	0- 0	0- 0	NEUTRAL	0- 0	0- 0	1- 0				
3- 8	1- 5	0- 0	CONFERENCE	1- 3	1- 0	0- 0				
2- 4	1- 2	0- 0	HOME	1- 2	0- 0	0- 0				
1- 4	0- 3	0- 0	AWAY	0- 1	1- 0	0- 0				
0- 0	0- 0	0- 0	NEUTRAL	0- 0	0- 0	0- 0				

RPI 1-25				RPI 26-50				RPI 51-100				RPI 101+ Team's RPI: 109			
RPI	S	Opponent	Score	RPI	S	Opponent	Score	RPI	S	Opponent	Score	RPI	S	Opponent	Score
5	A	LSU	58 75					57	H	Georgia	66 56	140	A	Ole Miss	85 76
5	H	LSU	68 87					74	H	Arkansas	66 69	143	A	Missouri St.	53 67
8	A	South Carolina	62 78					83	H	Alabama	56 59	203	N	Hartford	68 45
13	H	Texas A&M	57 62					89	A	Mississippi St.	62 69	213	H	Belmont	82 70
15	H	Vanderbilt	59 54					91	A	Miami (FL)	68 74	215	A	Saint Louis	74 59
21	A	Kentucky	69 80					95	A	UT Martin	77 74	257	H	Oral Roberts	86 64
												262	H	Western Ill.	75 60
												270	H	Bradley	126 55
												274	H	Evansville	78 43
												305	H	SIU Edwardsville	59 48
												312	H	Southeast Mo. St.	62 57
												319	H	UMKC	78 69
LAST 12 Division I GAMES:															
83	H	Alabama	56 59	5	H	LSU	68 87								
5	A	LSU	58 75	21	A	Kentucky	69 80								
8	A	South Carolina	62 78	57	H	Georgia	66 56								
15	H	Vanderbilt	59 54	74	H	Arkansas	66 69								
89	A	Mississippi St.	62 69	140	A	Ole Miss	85 76								
13	H	Texas A&M	57 62	262	H	Western Ill.	75 60								

Non-Div I Games:

Missouri

■ Loss,
■ Non-Conf,
■ S Site,
■ H Home
■ A Away
N Neutral

Average RPI Win: 202	WON-LOST	WINNING	LAST 10	STRENGTH OF	OPP. STRENGTH	TEAM	ADJ.	CONF.	ADJ CONF.
Average RPI Loss: 88	RECORD	PCT. RANK	GAMES	SCHEDULE	OF SCHEDULE	RPI	RPI	RPI	RPI
DIV. I ONLY	11- 11	161	6- 4	81	107	110	110	12	12
DIV. I NON-CONF.	5- 8	220	1- 2	30	77	95	95	10	10
TOTALS	RPI 1-25	RPI 26-50	W-L RECORDS	RPI 51-100	RPI 101-150	RPI 150+			
11- 11	1- 2	0- 2	OVERALL	0- 3	2- 2	8- 2			
4- 3	0- 0	0- 0	HOME	0- 2	1- 0	3- 1			
6- 7	1- 2	0- 1	AWAY	0- 1	1- 2	4- 1			
1- 1	0- 0	0- 1	NEUTRAL	0- 0	0- 0	1- 0			
5- 8	1- 2	0- 1	NON-CONFERENCE	0- 3	0- 1	4- 1			
1- 2	0- 0	0- 0	HOME	0- 2	0- 0	1- 0			
3- 5	1- 2	0- 0	AWAY	0- 1	0- 1	2- 1			
1- 1	0- 0	0- 1	NEUTRAL	0- 0	0- 0	1- 0			
6- 3	0- 0	0- 1	CONFERENCE	0- 0	2- 1	4- 1			
3- 1	0- 0	0- 0	HOME	0- 0	1- 0	2- 1			
3- 2	0- 0	0- 1	AWAY	0- 0	1- 1	2- 0			
0- 0	0- 0	0- 0	NEUTRAL	0- 0	0- 0	0- 0			

RPI 1-25				RPI 26-50				RPI 51-100				RPI 101+ Team's RPI: 110			
RPI	S	Opponent	Score	RPI	S	Opponent	Score	RPI	S	Opponent	Score	RPI	S	Opponent	Score
10	A	Saint Joseph's	52 70	32	N	Villanova	52 63	61	H	Princeton	59 66	117	A	American	41 47
14	A	St. John's (NY)	62 55	44	A	James Madison	47 74	67	A	Penn	44 46	125	A	Delaware	61 52
24	A	Maryland	63 69					93	H	Hampton	47 50	149	A	Col. of Charleston	65 71
												149	H	Col. of Charleston	68 55
												159	H	Hofstra	66 68
												185	H	Northeastern	55 52
												194	A	Toledo	65 52
												207	H	Providence	62 52
												208	A	Colgate	60 65
												227	A	Cornell	69 44
												277	N	Prairie View	53 45
												278	A	William & Mary	89 49
												278	H	William & Mary	66 42
												289	A	UNC Wilmington	57 43
LAST 12 Division I GAMES:															
289	A	UNC Wilmington	57 43	125	A	Delaware	61 52								
149	A	Col. of Charleston	65 71	278	A	William & Mary	89 49								
159	H	Hofstra	66 68	149	H	Col. of Charleston	68 55								
278	H	William & Mary	66 42	61	H	Princeton	59 66								
185	H	Northeastern	55 52	227	A	Cornell	69 44								
44	A	James Madison	47 74	67	A	Penn	44 46								

Non-Div I Games:

Drexel

■ Loss,
 ■ Non-Conf,
 ■ S Site,
 ■ H Home
 ■ A Away
 N Neutral

Average RPI Win:	175	WON-LOST	WINNING	LAST 10	STRENGTH OF	OPP. STRENGTH	TEAM	ADJ.	CONF.	ADJ CONF.
Average RPI Loss:	51	RECORD	PCT. RANK	GAMES	SCHEDULE	OF SCHEDULE	RPI	RPI	RPI	RPI
DIV. I ONLY	11- 12	174	1- 9	33	68	111	111	2	2	
DIV. I NON-CONF.	10- 3	58	1- 1	110	227	58	58	2	2	
TOTALS	RPI 1-25	RPI 26-50	W-L RECORDS	RPI 51-100	RPI 101-150	RPI 150+				
11- 12	0- 4	1- 3	OVERALL	2- 4	2- 1	6- 0				
8- 6	0- 2	1- 1	HOME	2- 2	2- 1	3- 0				
3- 6	0- 2	0- 2	AWAY	0- 2	0- 0	3- 0				
0- 0	0- 0	0- 0	NEUTRAL	0- 0	0- 0	0- 0				
10- 3	0- 0	1- 1	NON-CONFERENCE	1- 1	2- 1	6- 0				
7- 1	0- 0	1- 0	HOME	1- 0	2- 1	3- 0				
3- 2	0- 0	0- 1	AWAY	0- 1	0- 0	3- 0				
0- 0	0- 0	0- 0	NEUTRAL	0- 0	0- 0	0- 0				
1- 9	0- 4	0- 2	CONFERENCE	1- 3	0- 0	0- 0				
1- 5	0- 2	0- 1	HOME	1- 2	0- 0	0- 0				
0- 4	0- 2	0- 1	AWAY	0- 1	0- 0	0- 0				
0- 0	0- 0	0- 0	NEUTRAL	0- 0	0- 0	0- 0				

RPI	S	Opponent	Score	RPI	S	Opponent	Score	RPI	S	Opponent	Score	RPI	S	Opponent	Score	Team's RPI: 111
1	A	Notre Dame	48 74	29	A	Florida St.	54 70	52	H	Florida	71 59	124	H	Bucknell	87 49	
4	H	Duke	70 74	39	A	Indiana	65 71	55	H	Virginia	60 67	133	H	Richmond	56 64	
12	H	North Carolina St.	71 72	40	H	Georgia Tech	52 73	91	H	Miami (FL)	62 64	147	H	USC Upstate	65 61	
17	A	Syracuse	48 73	43	H	Michigan St.	72 66	93	A	Hampton	60 70	159	A	Hofstra	77 72	
								99	A	Boston College	63 70	172	A	Old Dominion	73 61	
								99	H	Boston College	70 63	236	H	Robert Morris	70 64	
												252	H	Howard	84 32	
												309	H	Presbyterian	55 33	
												335	A	Radford	82 33	
LAST 12 Division I GAMES:																
12	H	North Carolina St.	71 72	4	H	Duke	70 74									
17	A	Syracuse	48 73	91	H	Miami (FL)	62 64									
99	H	Boston College	70 63	55	H	Virginia	60 67									
1	A	Notre Dame	48 74	99	A	Boston College	63 70									
29	A	Florida St.	54 70	93	A	Hampton	60 70									
40	H	Georgia Tech	52 73	236	H	Robert Morris	70 64									

Non-Div I Games:

Virginia Tech

■ Loss,
 ■ Non-Conf,
 ■ S Site,
 ■ H Home
 ■ A Away
 N Neutral

Average RPI Win:	230	WON-LOST	WINNING	LAST 10	STRENGTH OF	OPP. STRENGTH	TEAM	ADJ.	CONF.	ADJ CONF.
Average RPI Loss:	67	RECORD	PCT. RANK	GAMES	SCHEDULE	OF SCHEDULE	RPI	RPI	RPI	RPI
DIV. I ONLY	18- 6	43	5- 5	291	91	112	112	9	9	
DIV. I NON-CONF.	12- 1	11	1- 0	343	150	121	121	9	9	
TOTALS	RPI 1-25	RPI 26-50	W-L RECORDS	RPI 51-100	RPI 101-150	RPI 150+				
18- 6	1- 2	0- 1	OVERALL	1- 2	1- 0	15- 1				
9- 2	1- 0	0- 0	HOME	0- 2	1- 0	7- 0				
9- 4	0- 2	0- 1	AWAY	1- 0	0- 0	8- 1				
0- 0	0- 0	0- 0	NEUTRAL	0- 0	0- 0	0- 0				
12- 1	0- 0	0- 1	NON-CONFERENCE	0- 0	0- 0	12- 0				
5- 0	0- 0	0- 0	HOME	0- 0	0- 0	5- 0				
7- 1	0- 0	0- 1	AWAY	0- 0	0- 0	7- 0				
0- 0	0- 0	0- 0	NEUTRAL	0- 0	0- 0	0- 0				
6- 5	1- 2	0- 0	CONFERENCE	1- 2	1- 0	3- 1				
4- 2	1- 0	0- 0	HOME	0- 2	1- 0	2- 0				
2- 3	0- 2	0- 0	AWAY	1- 0	0- 0	1- 1				
0- 0	0- 0	0- 0	NEUTRAL	0- 0	0- 0	0- 0				

RPI 1-25				RPI 26-50				RPI 51-100				RPI 101+ Team's RPI: 112			
RPI	S	Opponent	Score	RPI	S	Opponent	Score	RPI	S	Opponent	Score	RPI	S	Opponent	Score
10	A	Saint Joseph's	51 70	47	A	Ohio St.	71 83	56	H	Fordham	73 76	133	H	Richmond	63 62
10	H	Saint Joseph's	73 69					78	A	Duquesne	71 68	160	H	Cleveland St.	76 75
19	A	Dayton	69 73					78	H	Duquesne	65 77	172	H	Old Dominion	81 68
												184	H	Florida A&M	94 67
												191	A	La Salle	58 63
												204	H	Elon	93 76
												224	A	Youngstown St.	85 66
												234	A	Tex.-Pan American	67 57
												283	A	Massachusetts	81 51
												283	H	Massachusetts	112 54
												286	H	Manhattan	85 64
												287	H	George Mason	112 86
												290	A	Wagner	87 61
												303	A	UNC Greensboro	95 72
												330	A	Texas-Arlington	74 63
												331	A	NJIT	77 72
												344	A	UMBC	75 55
LAST 12 Division I GAMES:															
133	H	Richmond	63 62	56	H	Fordham	73 76	10	H	Saint Joseph's	73 69				
19	A	Dayton	69 73					191	A	La Salle	58 63				
10	A	Saint Joseph's	51 70					78	A	Duquesne	71 68				
287	H	George Mason	112 86					283	H	Massachusetts	112 54				
78	H	Duquesne	65 77					172	H	Old Dominion	81 68				
283	A	Massachusetts	81 51												

Non-Div I Games:

VCU

■ Loss,
 ■ Non-Conf, S Site,
 ■ Home
 ■ Away
 N Neutral

Average RPI Win:	185	WON-LOST	WINNING	LAST 10	STRENGTH OF	OPP. STRENGTH	TEAM	ADJ.	CONF.	ADJ CONF.
Average RPI Loss:	45	RECORD	PCT. RANK	GAMES	SCHEDULE	OF SCHEDULE	RPI	RPI	RPI	RPI
DIV. I ONLY	9- 13	221	3- 7	18	66	113	113	4	4	
DIV. I NON-CONF.	6- 5	136	1- 0	59	203	130	130	5	5	
TOTALS	RPI 1-25	RPI 26-50	W-L RECORDS	RPI 51-100	RPI 101-150	RPI 150+				
9- 13	0- 6	2- 2	OVERALL	1- 4	1- 1	5- 0				
6- 4	0- 2	2- 0	HOME	0- 1	1- 1	3- 0				
1- 7	0- 3	0- 2	AWAY	0- 2	0- 0	1- 0				
2- 2	0- 1	0- 0	NEUTRAL	1- 1	0- 0	1- 0				
6- 5	0- 1	0- 0	NON-CONFERENCE	1- 4	1- 0	4- 0				
4- 1	0- 0	0- 0	HOME	0- 1	1- 0	3- 0				
0- 2	0- 0	0- 0	AWAY	0- 2	0- 0	0- 0				
2- 2	0- 1	0- 0	NEUTRAL	1- 1	0- 0	1- 0				
3- 8	0- 5	2- 2	CONFERENCE	0- 0	0- 1	1- 0				
2- 3	0- 2	2- 0	HOME	0- 0	0- 1	0- 0				
1- 5	0- 3	0- 2	AWAY	0- 0	0- 0	1- 0				
0- 0	0- 0	0- 0	NEUTRAL	0- 0	0- 0	0- 0				

RPI S	Opponent	Score	RPI S	Opponent	Score	RPI S	Opponent	Score	RPI S	Opponent	Score	Team's RPI: 113
12 N	North Carolina St.	60 77	36 A	Oklahoma	50 61	51 A	UTEP	39 84	106 H	Kansas	64 71	
16 A	Baylor	48 71	36 H	Oklahoma	86 78	55 N	Virginia	49 46	121 H	Charlotte	73 65	
16 H	Baylor	63 92	48 A	Iowa St.	65 84	70 N	SMU	57 68	231 A	Texas Tech	72 65	
20 A	Texas	53 67	48 H	Iowa St.	80 74	71 H	Wichita St.	46 69	272 H	Grambling	83 50	
23 A	West Virginia	44 84				93 A	Hampton	75 86	293 H	Tennessee St.	85 53	
25 H	Oklahoma St.	51 58							299 N	UC Riverside	74 42	
									307 H	UC Santa Barbara	73 64	
LAST 12 Division I GAMES:												
23 A	West Virginia	44 84	231 A	Texas Tech	72 65							
48 A	Iowa St.	65 84	36 A	Oklahoma	50 61							
36 H	Oklahoma	86 78	25 H	Oklahoma St.	51 58							
106 H	Kansas	64 71	20 A	Texas	53 67							
16 A	Baylor	48 71	16 H	Baylor	63 92							
48 H	Iowa St.	80 74	299 N	UC Riverside	74 42							

Non-Div I Games:

Kansas St.

■ Loss,
■ Non-Conf,
■ S Site,
■ H Home
■ A Away
N Neutral

Average RPI Win:	233	WON-LOST	WINNING	LAST 10	STRENGTH OF	OPP. STRENGTH	TEAM	ADJ.	CONF.	ADJ CONF.
Average RPI Loss:	110	RECORD	PCT. RANK	GAMES	SCHEDULE	OF SCHEDULE	RPI	RPI	RPI	RPI
DIV. I ONLY	15- 8	86	8- 2	158	197	114	114	26	26	
DIV. I NON-CONF.	6- 6	148	0- 1	66	119	114	114	26	26	
TOTALS	RPI 1-25	RPI 26-50	W-L RECORDS	RPI 51-100	RPI 101-150	RPI 150+				
15- 8	0- 2	0- 1	OVERALL	0- 2	3- 1	12- 2				
7- 2	0- 0	0- 0	HOME	0- 1	2- 0	5- 1				
8- 3	0- 1	0- 0	AWAY	0- 1	1- 0	7- 1				
0- 3	0- 1	0- 1	NEUTRAL	0- 0	0- 1	0- 0				
6- 6	0- 2	0- 1	NON-CONFERENCE	0- 2	1- 1	5- 0				
3- 1	0- 0	0- 0	HOME	0- 1	1- 0	2- 0				
3- 2	0- 1	0- 0	AWAY	0- 1	0- 0	3- 0				
0- 3	0- 1	0- 1	NEUTRAL	0- 0	0- 1	0- 0				
9- 2	0- 0	0- 0	CONFERENCE	0- 0	2- 0	7- 2				
4- 1	0- 0	0- 0	HOME	0- 0	1- 0	3- 1				
5- 1	0- 0	0- 0	AWAY	0- 0	1- 0	4- 1				
0- 0	0- 0	0- 0	NEUTRAL	0- 0	0- 0	0- 0				

RPI 1-25				RPI 26-50				RPI 51-100				RPI 101+ Team's RPI: 114			
RPI	S	Opponent	Score	RPI	S	Opponent	Score	RPI	S	Opponent	Score	RPI	S	Opponent	Score
13	A	Texas A&M	62 80	33	N	North Carolina	60 93	71	A	Wichita St.	47 66	142	A	Western Ky.	67 64
22	N	Arizona St.	66 69					95	H	UT Martin	66 75	142	H	Western Ky.	78 75
												143	H	Missouri St.	79 61
												148	N	Illinois	54 70
												162	H	UALR	77 45
												216	A	Central Ark.	73 61
												221	A	Louisiana Tech	91 68
												228	A	Texas St.	87 71
												237	A	Georgia St.	80 75
												237	H	Georgia St.	74 76
												254	A	Austin Peay	79 69
												263	H	Tennessee Tech	90 75
												264	A	Troy	65 83
												264	H	Troy	74 65
												279	A	La.-Monroe	80 68
												294	H	South Ala.	73 60
												317	H	Kent St.	92 61
												330	A	Texas-Arlington	66 62
LAST 12 Division I GAMES:															
237	A	Georgia St.	80 75	237	H	Georgia St.	74 76	294	H	South Ala.	73 60				
142	H	Western Ky.	78 75	264	H	Troy	74 65	228	A	Texas St.	87 71				
264	A	Troy	65 83	330	A	Texas-Arlington	66 62	13	A	Texas A&M	62 80				
279	A	La.-Monroe	80 68												
162	H	UALR	77 45												
142	A	Western Ky.	67 64												

Non-Div I Games:

Arkansas St.

■ Loss,
 ■ Non-Conf,
 ■ S Site,
 ■ Home
 ■ A Away
 N Neutral

Average RPI Win:	172	WON-LOST	WINNING	LAST 10	STRENGTH OF	OPP. STRENGTH	TEAM	ADJ.	CONF.	ADJ CONF.
Average RPI Loss:	76	RECORD	PCT. RANK	GAMES	SCHEDULE	OF SCHEDULE	RPI	RPI	RPI	RPI
DIV. I ONLY	11- 12	174	5- 5	47	92	115	115	7	7	
DIV. I NON-CONF.	5- 6	173	0- 0	47	212	134	134	7	7	
TOTALS	RPI 1-25	RPI 26-50	W-L RECORDS	RPI 51-100	RPI 101-150	RPI 150+				
11- 12	0- 2	0- 5	OVERALL	1- 0	3- 3	7- 2				
4- 7	0- 1	0- 4	HOME	1- 0	0- 2	3- 0				
5- 5	0- 1	0- 1	AWAY	0- 0	2- 1	3- 2				
2- 0	0- 0	0- 0	NEUTRAL	0- 0	1- 0	1- 0				
5- 6	0- 0	0- 3	NON-CONFERENCE	0- 0	1- 2	4- 1				
2- 3	0- 0	0- 2	HOME	0- 0	0- 1	2- 0				
1- 3	0- 0	0- 1	AWAY	0- 0	0- 1	1- 1				
2- 0	0- 0	0- 0	NEUTRAL	0- 0	1- 0	1- 0				
6- 6	0- 2	0- 2	CONFERENCE	1- 0	2- 1	3- 1				
2- 4	0- 1	0- 2	HOME	1- 0	0- 1	1- 0				
4- 2	0- 1	0- 0	AWAY	0- 0	2- 0	2- 1				
0- 0	0- 0	0- 0	NEUTRAL	0- 0	0- 0	0- 0				

RPI 1-25				RPI 26-50				RPI 51-100				RPI 101+ Team's RPI: 115			
RPI	S	Opponent	Score	RPI	S	Opponent	Score	RPI	S	Opponent	Score	RPI	S	Opponent	Score
14	A	St. John's (NY)	55 58	30	H	St. Mary's (CA)	86 90	59	H	Creighton	58 52	103	A	Marquette	74 70
14	H	St. John's (NY)	55 58	32	H	Villanova	48 70					103	H	Marquette	59 61
				35	H	DePaul	64 85					126	H	Ill.-Chicago	57 62
				37	H	Bowling Green	57 61					129	A	Indiana St.	56 62
				39	A	Indiana	69 84					134	A	Seton Hall	75 69
												150	N	Eastern Wash.	74 51
												151	N	Utah	66 54
												160	H	Cleveland St.	85 69
												166	A	Georgetown	79 85
												182	A	Eastern Mich.	76 81
												187	H	Northern Ky.	53 47
												207	A	Providence	68 65
												207	H	Providence	72 69
												214	A	Xavier	68 54
												321	A	Valparaiso	65 50
LAST 12 Division I GAMES:															
103	A	Marquette	74 70	14	A	St. John's (NY)	55 58	166	A	Georgetown	79 85				
14	H	St. John's (NY)	55 58	32	H	Villanova	48 70	134	A	Seton Hall	75 69				
214	A	Xavier	68 54	207	H	Providence	72 69	207	A	Providence	68 65				
35	H	DePaul	64 85	59	H	Creighton	58 52	103	H	Marquette	59 61				

Non-Div I Games:

Butler

■ Loss,
■ Non-Conf,
■ S Site,
■ H Home
■ A Away
N Neutral

Average RPI Win:	256	WON-LOST	WINNING	LAST 10	STRENGTH OF	OPP. STRENGTH	TEAM	ADJ.	CONF.	ADJ CONF.
Average RPI Loss:	137	RECORD	PCT. RANK	GAMES	SCHEDULE	OF SCHEDULE	RPI	RPI	RPI	RPI
DIV. I ONLY	18- 6	43	8- 2	253	298	116	116	28	28	
DIV. I NON-CONF.	6- 3	87	1- 0	103	179	74	74	30	30	
TOTALS	RPI 1-25	RPI 26-50	W-L RECORDS	RPI 51-100	RPI 101-150	RPI 150+				
18- 6	0- 1	0- 0	OVERALL	0- 1	3- 1	15- 3				
10- 1	0- 0	0- 0	HOME	0- 0	1- 0	9- 1				
8- 4	0- 1	0- 0	AWAY	0- 0	2- 1	6- 2				
0- 1	0- 0	0- 0	NEUTRAL	0- 1	0- 0	0- 0				
6- 3	0- 1	0- 0	NON-CONFERENCE	0- 1	2- 1	4- 0				
4- 0	0- 0	0- 0	HOME	0- 0	1- 0	3- 0				
2- 2	0- 1	0- 0	AWAY	0- 0	1- 1	1- 0				
0- 1	0- 0	0- 0	NEUTRAL	0- 1	0- 0	0- 0				
12- 3	0- 0	0- 0	CONFERENCE	0- 0	1- 0	11- 3				
6- 1	0- 0	0- 0	HOME	0- 0	0- 0	6- 1				
6- 2	0- 0	0- 0	AWAY	0- 0	1- 0	5- 2				
0- 0	0- 0	0- 0	NEUTRAL	0- 0	0- 0	0- 0				

RPI 1-25				RPI 26-50				RPI 51-100				RPI 101+ Team's RPI: 116			
RPI	S	Opponent	Score	RPI	S	Opponent	Score	RPI	S	Opponent	Score	RPI	S	Opponent	Score
8	A	South Carolina	61 69					95	N	UT Martin	74 79	121	A	Charlotte	60 63
												135	A	Davidson	91 76
												144	A	High Point	79 72
												149	H	Col. of Charleston	67 49
												161	H	Liberty	70 77
												196	A	Campbell	74 77
												215	H	Saint Louis	70 61
												236	A	Robert Morris	62 53
												243	A	Gardner-Webb	56 69
												243	H	Gardner-Webb	57 52
												251	A	Coastal Caro.	77 53
												251	H	Coastal Caro.	90 61
												271	H	N.C. Central	68 46
												273	A	UNC Asheville	68 49
												273	H	UNC Asheville	62 55
												278	H	William & Mary	84 71
												306	A	Charleston So.	59 48
												306	H	Charleston So.	69 49
												309	A	Presbyterian	51 43
												309	H	Presbyterian	55 50
												327	H	Longwood	70 49
												335	A	Radford	68 56
LAST 12 Division I GAMES:															
273	H	UNC Asheville	62 55	327	H	Longwood	70 49								
243	H	Gardner-Webb	57 52	161	H	Liberty	70 77								
309	A	Presbyterian	51 43	251	A	Coastal Caro.	77 53								
306	A	Charleston So.	59 48	335	A	Radford	68 56								
251	H	Coastal Caro.	90 61	271	H	N.C. Central	68 46								
196	A	Campbell	74 77	243	A	Gardner-Webb	56 69								

Non-Div I Games:

Winthrop

■ Loss,
 ■ Non-Conf,
 ■ S Site,
 ■ H Home
 ■ A Away
 N Neutral

Average RPI Win: 208	WON-LOST	WINNING	LAST 10	STRENGTH OF	OPP. STRENGTH	TEAM	ADJ.	CONF.	ADJ CONF.
Average RPI Loss: 99	RECORD	PCT. RANK	GAMES	SCHEDULE	OF SCHEDULE	RPI	RPI	RPI	RPI
DIV. I ONLY	16- 7	68	8- 2	227	131	117	117	11	11
DIV. I NON-CONF.	7- 4	95	0- 0	265	188	147	147	11	11
TOTALS	RPI 1-25	RPI 26-50	W-L RECORDS	RPI 51-100	RPI 101-150	RPI 150+			
16- 7	0- 0	0- 0	OVERALL	1- 4	4- 2	11- 1			
8- 3	0- 0	0- 0	HOME	0- 1	2- 1	6- 1			
8- 4	0- 0	0- 0	AWAY	1- 3	2- 1	5- 0			
0- 0	0- 0	0- 0	NEUTRAL	0- 0	0- 0	0- 0			
7- 4	0- 0	0- 0	NON-CONFERENCE	1- 2	1- 1	5- 1			
4- 1	0- 0	0- 0	HOME	0- 0	1- 0	3- 1			
3- 3	0- 0	0- 0	AWAY	1- 2	0- 1	2- 0			
0- 0	0- 0	0- 0	NEUTRAL	0- 0	0- 0	0- 0			
9- 3	0- 0	0- 0	CONFERENCE	0- 2	3- 1	6- 0			
4- 2	0- 0	0- 0	HOME	0- 1	1- 1	3- 0			
5- 1	0- 0	0- 0	AWAY	0- 1	2- 0	3- 0			
0- 0	0- 0	0- 0	NEUTRAL	0- 0	0- 0	0- 0			

RPI S	RPI 1-25	Opponent	Score	RPI S	RPI 26-50	Opponent	Score	RPI S	RPI 51-100	Opponent	Score	RPI S	RPI 101+	Opponent	Score	Team's RPI: 117
								56	A	Fordham	62 66	108	A	George Washington	64 77	
								63	A	Navy	44 48	110	H	Drexel	47 41	
								73	A	Quinnipiac	66 68	120	A	Lafayette	72 57	
								81	H	Army	63 64	124	H	Bucknell	77 40	
								93	A	Hampton	58 46	146	A	Holy Cross	58 53	
												146	H	Holy Cross	60 63	
												153	A	Coppin St.	64 42	
												169	H	Mt. St. Mary's	61 64	
												186	A	Boston U.	63 56	
												208	A	Colgate	75 57	
												208	H	Colgate	72 55	
												210	H	Lehigh	70 61	
												260	A	Loyola Maryland	52 34	
												260	H	Loyola Maryland	63 38	
												283	H	Massachusetts	82 59	
												292	H	Dartmouth	77 54	
												329	H	UMES	76 69	
												344	A	UMBC	60 39	
LAST 12 Division I GAMES:																
				208	A	Colgate	75 57			120	A	Lafayette	72 57			
				260	H	Loyola Maryland	63 38			210	H	Lehigh	70 61			
				146	A	Holy Cross	58 53			208	H	Colgate	72 55			
				63	A	Navy	44 48			260	A	Loyola Maryland	52 34			
				81	H	Army	63 64			146	H	Holy Cross	60 63			
				186	A	Boston U.	63 56			124	H	Bucknell	77 40			

Non-Div I Games:

American

■ Loss,
 ■ Non-Conf,
 ■ S Site,
 ■ H Home
 ■ A Away
 N Neutral

Average RPI Win:	255	WON-LOST	WINNING	LAST 10	STRENGTH OF	OPP. STRENGTH	TEAM	ADJ.	CONF.	ADJ CONF.
Average RPI Loss:	79	RECORD	PCT. RANK	GAMES	SCHEDULE	OF SCHEDULE	RPI	RPI	RPI	RPI
DIV. I ONLY	21- 3	9	10- 0	332	211	118	118	31	31	
DIV. I NON-CONF.	10- 3	58	1- 0	314	75	118	118	31	31	
TOTALS	RPI 1-25	RPI 26-50	W-L RECORDS	RPI 51-100	RPI 101-150	RPI 150+				
21- 3	0- 1	0- 0	OVERALL	1- 1	0- 0	20- 1				
11- 1	0- 0	0- 0	HOME	1- 1	0- 0	10- 0				
10- 2	0- 1	0- 0	AWAY	0- 0	0- 0	10- 1				
0- 0	0- 0	0- 0	NEUTRAL	0- 0	0- 0	0- 0				
10- 3	0- 1	0- 0	NON-CONFERENCE	1- 1	0- 0	9- 1				
5- 1	0- 0	0- 0	HOME	1- 1	0- 0	4- 0				
5- 2	0- 1	0- 0	AWAY	0- 0	0- 0	5- 1				
0- 0	0- 0	0- 0	NEUTRAL	0- 0	0- 0	0- 0				
11- 0	0- 0	0- 0	CONFERENCE	0- 0	0- 0	11- 0				
6- 0	0- 0	0- 0	HOME	0- 0	0- 0	6- 0				
5- 0	0- 0	0- 0	AWAY	0- 0	0- 0	5- 0				
0- 0	0- 0	0- 0	NEUTRAL	0- 0	0- 0	0- 0				

RPI 1-25				RPI 26-50				RPI 51-100				RPI 101+ Team's RPI: 118			
RPI	S	Opponent	Score	RPI	S	Opponent	Score	RPI	S	Opponent	Score	RPI	S	Opponent	Score
4	A	Duke	51 80					64	H	Marist	69 59	159	A	Hofstra	56 60
								73	H	Quinnipiac	53 74	176	A	Stony Brook	66 51
												185	A	Northeastern	75 66
												203	A	Hartford	69 52
												203	H	Hartford	90 68
												207	A	Providence	70 60
												208	H	Colgate	64 50
												222	H	Western Mich.	77 61
												232	H	New Hampshire	88 47
												246	H	Maine	84 56
												255	H	Cal St. Fullerton	71 49
												267	A	Siena	69 42
												288	H	Delaware St.	87 71
												292	A	Dartmouth	81 59
												324	A	Binghamton	66 36
												326	A	UMass Lowell	87 50
												326	H	UMass Lowell	93 47
												331	A	NJIT	75 64
												332	A	Vermont	94 49
												332	H	Vermont	69 52
												344	H	UMBC	65 39
LAST 12 Division I GAMES:															
203	H	Hartford	90 68	324	A	Binghamton	66 36								
326	H	UMass Lowell	93 47	246	H	Maine	84 56								
332	H	Vermont	69 52	326	A	UMass Lowell	87 50								
176	A	Stony Brook	66 51	203	A	Hartford	69 52								
344	H	UMBC	65 39	332	A	Vermont	94 49								
232	H	New Hampshire	88 47	185	A	Northeastern	75 66								

Non-Div I Games:

Albany (NY)

■ Loss,
 ■ Non-Conf,
 S Site,
 ■ Home
 ■ Away
 N Neutral

Average RPI Win:	234	WON-LOST	WINNING	LAST 10	STRENGTH OF	OPP. STRENGTH	TEAM	ADJ.	CONF.	ADJ CONF.
Average RPI Loss:	85	RECORD	PCT. RANK	GAMES	SCHEDULE	OF SCHEDULE	RPI	RPI	RPI	RPI
DIV. I ONLY	16- 4	25	9- 1	317	120	119	119	19	19	
DIV. I NON-CONF.	6- 3	87	1- 0	257	64	145	145	23	23	
TOTALS	RPI 1-25	RPI 26-50	W-L RECORDS	RPI 51-100	RPI 101-150	RPI 150+				
16- 4	0- 0	0- 2	OVERALL	0- 1	1- 0	15- 1				
9- 1	0- 0	0- 0	HOME	0- 1	0- 0	9- 0				
7- 1	0- 0	0- 0	AWAY	0- 0	1- 0	6- 1				
0- 2	0- 0	0- 2	NEUTRAL	0- 0	0- 0	0- 0				
6- 3	0- 0	0- 2	NON-CONFERENCE	0- 1	1- 0	5- 0				
3- 1	0- 0	0- 0	HOME	0- 1	0- 0	3- 0				
3- 0	0- 0	0- 0	AWAY	0- 0	1- 0	2- 0				
0- 2	0- 0	0- 2	NEUTRAL	0- 0	0- 0	0- 0				
10- 1	0- 0	0- 0	CONFERENCE	0- 0	0- 0	10- 1				
6- 0	0- 0	0- 0	HOME	0- 0	0- 0	6- 0				
4- 1	0- 0	0- 0	AWAY	0- 0	0- 0	4- 1				
0- 0	0- 0	0- 0	NEUTRAL	0- 0	0- 0	0- 0				

RPI 1-25			RPI 26-50			RPI 51-100			RPI 101+ Team's RPI: 119		
RPI	S	Opponent	Score	RPI	S	Opponent	Score	RPI	S	Opponent	Score
				41	N	Minnesota	55 79	84	H	Colorado	59 63
				49	N	Chattanooga	57 59				
								107	A	Hawaii	65 60
								164	A	Fresno St.	50 60
								167	H	Nevada	71 64
								181	A	San Diego St.	64 61
								181	H	San Diego St.	95 48
								188	H	Utah St.	88 78
								195	H	Drake	92 77
								219	A	Illinois St.	76 61
								225	A	UNLV	66 48
								229	H	Loyola Marymount	70 68
								249	A	New Mexico	62 57
								249	H	New Mexico	62 50
								269	H	San Jose St.	101 60
								285	A	Denver	86 78
								316	H	Weber St.	59 54
								340	A	Air Force	87 49
								340	H	Air Force	88 28
LAST 12 Division I GAMES:											
340	H	Air Force	88 28	188	H	Utah St.	88 78				
225	A	UNLV	66 48	164	A	Fresno St.	50 60				
181	H	San Diego St.	95 48	269	H	San Jose St.	101 60				
167	H	Nevada	71 64	249	H	New Mexico	62 50				
249	A	New Mexico	62 57	181	A	San Diego St.	64 61				
340	A	Air Force	87 49	316	H	Weber St.	59 54				

Non-Div I Games: UC-Colo. Springs 87 82 South Dakota Mines 67 47

Colorado St.

Average RPI Win:	212	WON-LOST	WINNING	LAST 10	STRENGTH OF	OPP. STRENGTH	TEAM	ADJ.	CONF.	ADJ CONF.
Average RPI Loss:	105	RECORD	PCT. RANK	GAMES	SCHEDULE	OF SCHEDULE	RPI	RPI	RPI	RPI
DIV. I ONLY	12- 11	151	6- 4	104	150	120	120	11	11	
DIV. I NON-CONF.	6- 5	136	0- 0	144	202	108	108	11	11	
TOTALS	RPI 1-25	RPI 26-50	W-L RECORDS	RPI 51-100	RPI 101-150	RPI 150+				
12- 11	0- 1	0- 1	OVERALL	1- 3	2- 4	9- 2				
5- 4	0- 0	0- 0	HOME	0- 1	1- 1	4- 2				
7- 7	0- 1	0- 1	AWAY	1- 2	1- 3	5- 0				
0- 0	0- 0	0- 0	NEUTRAL	0- 0	0- 0	0- 0				
6- 5	0- 1	0- 1	NON-CONFERENCE	0- 1	1- 1	5- 1				
2- 1	0- 0	0- 0	HOME	0- 0	0- 0	2- 1				
4- 4	0- 1	0- 1	AWAY	0- 1	1- 1	3- 0				
0- 0	0- 0	0- 0	NEUTRAL	0- 0	0- 0	0- 0				
6- 6	0- 0	0- 0	CONFERENCE	1- 2	1- 3	4- 1				
3- 3	0- 0	0- 0	HOME	0- 1	1- 1	2- 1				
3- 3	0- 0	0- 0	AWAY	1- 1	0- 2	2- 0				
0- 0	0- 0	0- 0	NEUTRAL	0- 0	0- 0	0- 0				

RPI 1-25				RPI 26-50				RPI 51-100				RPI 101+ Team's RPI: 120			
RPI	S	Opponent	Score	RPI	S	Opponent	Score	RPI	S	Opponent	Score	RPI	S	Opponent	Score
18	A	California	60 77	32	A	Villanova	33 60	63	A	Navy	70 69	117	H	American	57 72
								63	H	Navy	53 67	123	A	Pittsburgh	48 45
								75	A	Northwestern	64 66	124	A	Bucknell	72 75
								81	A	Army	49 66	124	H	Bucknell	87 64
												139	A	St. Francis Brooklyn	52 74
												146	A	Holy Cross	68 75
												176	H	Stony Brook	61 71
												186	A	Boston U.	68 63
												186	H	Boston U.	59 61
												205	A	Loyola Chicago	66 55
												208	A	Colgate	90 75
												210	H	Lehigh	73 51
												230	H	Rider	67 62
												260	H	Loyola Maryland	65 53
												295	A	Brown	70 69
												310	H	Columbia	95 83
												331	A	NJIT	61 45
LAST 12 Division I GAMES:															
186	H	Boston U.	59 61	117	H	American	57 72								
124	H	Bucknell	87 64	260	H	Loyola Maryland	65 53								
63	A	Navy	70 69	186	A	Boston U.	68 63								
208	A	Colgate	90 75	124	A	Bucknell	72 75								
210	H	Lehigh	73 51	63	H	Navy	53 67								
146	A	Holy Cross	68 75	81	A	Army	49 66								

Non-Div I Games:

Lafayette

■ Loss,
 ■ Non-Conf, S Site,
 ■ Home
 ■ Away
 N Neutral

Average RPI Win:	171	WON-LOST	WINNING	LAST 10	STRENGTH OF	OPP. STRENGTH	TEAM	ADJ.	CONF.	ADJ CONF.
Average RPI Loss:	90	RECORD	PCT. RANK	GAMES	SCHEDULE	OF SCHEDULE	RPI	RPI	RPI	RPI
DIV. I ONLY	10- 11	180	5- 5	53	96	121	121	10	10	
DIV. I NON-CONF.	6- 7	165	2- 2	87	60	143	143	12	12	
TOTALS	RPI 1-25	RPI 26-50	W-L RECORDS	RPI 51-100	RPI 101-150	RPI 150+				
10- 11	0- 1	0- 2	OVERALL	1- 4	2- 2	7- 2				
7- 4	0- 1	0- 1	HOME	0- 1	1- 0	6- 1				
3- 6	0- 0	0- 1	AWAY	1- 3	1- 1	1- 1				
0- 1	0- 0	0- 0	NEUTRAL	0- 0	0- 1	0- 0				
6- 7	0- 1	0- 1	NON-CONFERENCE	0- 2	2- 2	4- 1				
4- 2	0- 1	0- 0	HOME	0- 0	1- 0	3- 1				
2- 4	0- 0	0- 1	AWAY	0- 2	1- 1	1- 0				
0- 1	0- 0	0- 0	NEUTRAL	0- 0	0- 1	0- 0				
4- 4	0- 0	0- 1	CONFERENCE	1- 2	0- 0	3- 1				
3- 2	0- 0	0- 1	HOME	0- 1	0- 0	3- 0				
1- 2	0- 0	0- 0	AWAY	1- 1	0- 0	0- 1				
0- 0	0- 0	0- 0	NEUTRAL	0- 0	0- 0	0- 0				

RPI 1-25				RPI 26-50				RPI 51-100				RPI 101+ Team's RPI: 121			
RPI	S	Opponent	Score	RPI	S	Opponent	Score	RPI	S	Opponent	Score	RPI	S	Opponent	Score
8	H	South Carolina	61 76	41	A	Minnesota	55 90	51	A	UTEP	92 86	113	A	Kansas St.	65 73
				50	H	Southern Miss.	52 72	62	A	East Carolina	62 71	116	H	Winthrop	63 60
								67	A	Stetson	81 83	135	A	Davidson	76 60
								77	A	FGCU	73 78	138	N	Cincinnati	64 71
								90	H	Tulane	76 78	155	H	Rice	58 53
												161	H	Liberty	66 56
												168	H	Furman	75 76
												171	A	UTSA	60 61
												172	H	Old Dominion	80 59
												177	H	UCF	62 52
												225	A	UNLV	80 75
												226	H	North Texas	61 59
												289	H	UNC Wilmington	78 57
LAST 12 Division I GAMES:															
50	H	Southern Miss.	52 72	226	H	North Texas	61 59								
62	A	East Carolina	62 71	172	H	Old Dominion	80 59								
155	H	Rice	58 53	289	H	UNC Wilmington	78 57								
90	H	Tulane	76 78	168	H	Furman	75 76								
51	A	UTEP	92 86	135	A	Davidson	76 60								
171	A	UTSA	60 61	67	A	Stetson	81 83								

Non-Div I Games:

Charlotte

■ Loss,
 ■ Non-Conf, S Site,
 ■ Home
 ■ Away
 N Neutral

Average RPI Win: 218	WON-LOST	WINNING	LAST 10	STRENGTH OF	OPP. STRENGTH	TEAM	ADJ.	CONF.	ADJ CONF.
Average RPI Loss: 101	RECORD	PCT. RANK	GAMES	SCHEDULE	OF SCHEDULE	RPI	RPI	RPI	RPI
DIV. I ONLY	13- 8	102	7- 3	187	160	122	122	13	13
DIV. I NON-CONF.	5- 5	148	1- 0	198	170	173	173	13	13

TOTALS	RPI 1-25	RPI 26-50	W-L RECORDS	RPI 51-100	RPI 101-150	RPI 150+			
13- 8	0- 1	0- 2	OVERALL	0- 1	1- 2	12- 2			
9- 1	0- 0	0- 1	HOME	0- 0	1- 0	8- 0			
4- 6	0- 1	0- 1	AWAY	0- 1	0- 2	4- 1			
0- 1	0- 0	0- 0	NEUTRAL	0- 0	0- 0	0- 1			
5- 5	0- 1	0- 0	NON-CONFERENCE	0- 1	0- 2	5- 1			
4- 0	0- 0	0- 0	HOME	0- 0	0- 0	4- 0			
1- 4	0- 1	0- 0	AWAY	0- 1	0- 2	1- 0			
0- 1	0- 0	0- 0	NEUTRAL	0- 0	0- 0	0- 1			
8- 3	0- 0	0- 2	CONFERENCE	0- 0	1- 0	7- 1			
5- 1	0- 0	0- 1	HOME	0- 0	1- 0	4- 0			
3- 2	0- 0	0- 1	AWAY	0- 0	0- 0	3- 1			
0- 0	0- 0	0- 0	NEUTRAL	0- 0	0- 0	0- 0			

RPI 1-25				RPI 26-50				RPI 51-100				RPI 101+ Team's RPI: 122			
RPI	S	Opponent	Score	RPI	S	Opponent	Score	RPI	S	Opponent	Score	RPI	S	Opponent	Score
19	A	Dayton	80 94	31	H	Central Mich.	83 109	82	A	Cal Poly	74 84	102	A	Wright St.	80 90
				37	A	Bowling Green	65 81					127	H	Buffalo	101 92
												138	A	Cincinnati	70 86
												154	N	UC Davis	58 71
												165	H	Ball St.	87 78
												179	H	Fla. Atlantic	98 69
												182	A	Eastern Mich.	101 79
												190	H	Ohio	80 56
												194	A	Toledo	82 62
												222	H	Western Mich.	79 66
												224	H	Youngstown St.	91 75
												238	A	Northern Ill.	71 67
												242	A	Canisius	72 56
												245	A	Miami (OH)	76 79
												263	H	Tennessee Tech	118 71
												287	H	George Mason	88 70
												317	H	Kent St.	77 51
LAST 12 Division I GAMES:															
222	H	Western Mich.	79 66	317	H	Kent St.	77 51								
238	A	Northern Ill.	71 67	245	A	Miami (OH)	76 79								
127	H	Buffalo	101 92	37	A	Bowling Green	65 81								
194	A	Toledo	82 62	31	H	Central Mich.	83 109								
182	A	Eastern Mich.	101 79	165	H	Ball St.	87 78								
190	H	Ohio	80 56	224	H	Youngstown St.	91 75								

Non-Div I Games: Rochester College 86 43

Akron

■ Loss,
 ■ Non-Conf, S Site,
 ■ Home
 ■ Away
 N Neutral

Average RPI Win:	169	WON-LOST	WINNING	LAST 10	STRENGTH OF	OPP. STRENGTH	TEAM	ADJ.	CONF.	ADJ CONF.
Average RPI Loss:	61	RECORD	PCT. RANK	GAMES	SCHEDULE	OF SCHEDULE	RPI	RPI	RPI	RPI
DIV. I ONLY	10- 14	219	2- 8	37	44	123	123	2	2	
DIV. I NON-CONF.	8- 6	125	1- 1	114	115	132	132	2	2	
TOTALS	RPI 1-25	RPI 26-50	W-L RECORDS	RPI 51-100	RPI 101-150	RPI 150+				
10- 14	0- 4	0- 4	OVERALL	3- 2	1- 4	6- 0				
5- 8	0- 2	0- 3	HOME	2- 0	1- 3	2- 0				
4- 4	0- 2	0- 0	AWAY	1- 1	0- 1	3- 0				
1- 2	0- 0	0- 1	NEUTRAL	0- 1	0- 0	1- 0				
8- 6	0- 0	0- 2	NON-CONFERENCE	1- 2	1- 2	6- 0				
4- 3	0- 0	0- 1	HOME	1- 0	1- 2	2- 0				
3- 1	0- 0	0- 0	AWAY	0- 1	0- 0	3- 0				
1- 2	0- 0	0- 1	NEUTRAL	0- 1	0- 0	1- 0				
2- 8	0- 4	0- 2	CONFERENCE	2- 0	0- 2	0- 0				
1- 5	0- 2	0- 2	HOME	1- 0	0- 1	0- 0				
1- 3	0- 2	0- 0	AWAY	1- 0	0- 1	0- 0				
0- 0	0- 0	0- 0	NEUTRAL	0- 0	0- 0	0- 0				

RPI S	Opponent	Score	RPI S	Opponent	Score	RPI S	Opponent	Score	RPI S	Opponent	Score	Team's RPI: 123
1	H Notre Dame	66 109	29	H Florida St.	69 78	55	A Virginia	79 75	105	H Wake Forest	70 74	
4	A Duke	67 111	35	N DePaul	63 77	78	H Duquesne	67 57	120	H Lafayette	45 48	
17	H Syracuse	47 58	40	H Georgia Tech	66 77	85	A Michigan	75 83	124	H Bucknell	66 51	
24	A Maryland	46 94	44	H James Madison	61 71	92	N Washington	69 76	127	H Buffalo	62 66	
						99	H Boston College	67 65	137	A Clemson	67 77	
									165	A Ball St.	63 58	
									169	H Mt. St. Mary's	78 43	
									172	H Old Dominion	63 49	
									260	A Loyola Maryland	60 54	
									279	N La.-Monroe	76 61	
									290	A Wagner	69 55	
LAST 12 Division I GAMES:												
105	H Wake Forest	70 74	1	H Notre Dame	66 109							
24	A Maryland	46 94	137	A Clemson	67 77							
40	H Georgia Tech	66 77	55	A Virginia	79 75							
99	H Boston College	67 65	29	H Florida St.	69 78							
4	A Duke	67 111	78	H Duquesne	67 57							
17	H Syracuse	47 58	92	N Washington	69 76							

Non-Div I Games:

Pittsburgh

■ Loss,
 ■ Non-Conf,
 S Site,
 ■ Home
 ■ Away
 N Neutral

Average RPI Win:	206	WON-LOST	WINNING	LAST 10	STRENGTH OF	OPP. STRENGTH	TEAM	ADJ.	CONF.	ADJ CONF.
Average RPI Loss:	125	RECORD	PCT. RANK	GAMES	SCHEDULE	OF SCHEDULE	RPI	RPI	RPI	RPI
DIV. I ONLY	13- 9	109	7- 3	188	119	124	124	11	11	
DIV. I NON-CONF.	5- 5	148	0- 0	269	138	189	189	11	11	
TOTALS	RPI 1-25	RPI 26-50	W-L RECORDS	RPI 51-100	RPI 101-150	RPI 150+				
13- 9	0- 1	0- 0	OVERALL	1- 2	3- 4	9- 2				
8- 2	0- 0	0- 0	HOME	1- 2	2- 0	5- 0				
5- 7	0- 1	0- 0	AWAY	0- 0	1- 4	4- 2				
0- 0	0- 0	0- 0	NEUTRAL	0- 0	0- 0	0- 0				
5- 5	0- 1	0- 0	NON-CONFERENCE	0- 1	0- 2	5- 1				
3- 1	0- 0	0- 0	HOME	0- 1	0- 0	3- 0				
2- 4	0- 1	0- 0	AWAY	0- 0	0- 2	2- 1				
0- 0	0- 0	0- 0	NEUTRAL	0- 0	0- 0	0- 0				
8- 4	0- 0	0- 0	CONFERENCE	1- 1	3- 2	4- 1				
5- 1	0- 0	0- 0	HOME	1- 1	2- 0	2- 0				
3- 3	0- 0	0- 0	AWAY	0- 0	1- 2	2- 1				
0- 0	0- 0	0- 0	NEUTRAL	0- 0	0- 0	0- 0				

RPI 1-25				RPI 26-50				RPI 51-100				RPI 101+ Team's RPI: 124			
RPI	S	Opponent	Score	RPI	S	Opponent	Score	RPI	S	Opponent	Score	RPI	S	Opponent	Score
11	A	Penn St.	49 92					63	H	Navy	92 94	111	A	Virginia Tech	49 87
								67	H	Penn	61 69	117	A	American	40 77
								81	H	Army	56 55	120	A	Lafayette	64 87
												120	H	Lafayette	75 72
												123	A	Pittsburgh	51 66
												146	A	Holy Cross	83 79
												146	H	Holy Cross	82 79
												186	A	Boston U.	58 86
												197	H	Towson	78 62
												208	A	Colgate	88 72
												208	H	Colgate	64 54
												210	H	Lehigh	82 68
												224	H	Youngstown St.	66 41
												227	A	Cornell	72 59
												260	A	Loyola Maryland	67 60
												324	H	Binghamton	89 48
												327	A	Longwood	71 47
												331	A	NJIT	59 61
LAST 12 Division I GAMES:															
146	H	Holy Cross	82 79	81	H	Army	56 55								
120	A	Lafayette	64 87	63	H	Navy	92 94								
208	H	Colgate	64 54	146	A	Holy Cross	83 79								
210	H	Lehigh	82 68	120	H	Lafayette	75 72								
186	A	Boston U.	58 86	208	A	Colgate	88 72								
260	A	Loyola Maryland	67 60	117	A	American	40 77								

Non-Div I Games:

Bucknell

■ Loss,
■ Non-Conf, S Site,
■ Home
■ Away
N Neutral

Delaware

Through Games Of Feb. 9, 2014

Average RPI Win:	239	WON-LOST	WINNING	LAST 10	STRENGTH OF	OPP. STRENGTH	TEAM	ADJ.	CONF.	ADJ CONF.
Average RPI Loss:	74	RECORD	PCT. RANK	GAMES	SCHEDULE	OF SCHEDULE	RPI	RPI	RPI	RPI
DIV. I ONLY	14- 6	65	6- 4	263	128	125	125	12	12	
DIV. I NON-CONF.	8- 3	67	2- 1	213	171	107	107	10	10	
TOTALS	RPI 1-25	RPI 26-50	W-L RECORDS	RPI 51-100	RPI 101-150	RPI 150+				
14- 6	0- 1	0- 1	OVERALL	0- 2	1- 2	13- 0				
5- 3	0- 1	0- 0	HOME	0- 1	1- 1	4- 0				
6- 3	0- 0	0- 1	AWAY	0- 1	0- 1	6- 0				
3- 0	0- 0	0- 0	NEUTRAL	0- 0	0- 0	3- 0				
8- 3	0- 1	0- 0	NON-CONFERENCE	0- 2	1- 0	7- 0				
2- 2	0- 1	0- 0	HOME	0- 1	1- 0	1- 0				
3- 1	0- 0	0- 0	AWAY	0- 1	0- 0	3- 0				
3- 0	0- 0	0- 0	NEUTRAL	0- 0	0- 0	3- 0				
6- 3	0- 0	0- 1	CONFERENCE	0- 0	0- 2	6- 0				
3- 1	0- 0	0- 0	HOME	0- 0	0- 1	3- 0				
3- 2	0- 0	0- 1	AWAY	0- 0	0- 1	3- 0				
0- 0	0- 0	0- 0	NEUTRAL	0- 0	0- 0	0- 0				

RPI S	Opponent	Score	RPI S	Opponent	Score	RPI S	Opponent	Score	RPI S	Opponent	Score	Team's RPI: 125
14	H St. John's (NY)	58 61	44	A James Madison	51 87	61	A Princeton	80 84	105	H Wake Forest	71 61	
						65	H Temple	58 70	110	H Drexel	52 61	
									149	A Col. of Charleston	66 68	
									159	H Hofstra	71 66	
									185	H Northeastern	74 65	
									197	A Towson	69 44	
									210	A Lehigh	77 64	
									224	N Youngstown St.	69 48	
									230	A Rider	65 54	
									252	N Howard	69 44	
									278	A William & Mary	57 39	
									289	A UNC Wilmington	70 50	
									289	H UNC Wilmington	65 44	
									301	H Monmouth	72 58	
									305	N SIU Edwardsville	71 42	
									328	A Rhode Island	64 43	
LAST 12 Division I GAMES:												
289	A UNC Wilmington	70 50	44	A James Madison	51 87							
197	A Towson	69 44	278	A William & Mary	57 39							
185	H Northeastern	74 65	159	H Hofstra	71 66							
149	A Col. of Charleston	66 68	14	H St. John's (NY)	58 61							
110	H Drexel	52 61	210	A Lehigh	77 64							
289	H UNC Wilmington	65 44	224	N Youngstown St.	69 48							

Non-Div I Games:

Delaware

Loss, Non-Conf, S Site, H Home A Away N Neutral

Average RPI Win:	225	WON-LOST	WINNING	LAST 10	STRENGTH OF	OPP. STRENGTH	TEAM	ADJ.	CONF.	ADJ CONF.
Average RPI Loss:	119	RECORD	PCT. RANK	GAMES	SCHEDULE	OF SCHEDULE	RPI	RPI	RPI	RPI
DIV. I ONLY	16- 5	40	6- 4	301	133	126	126	20	20	
DIV. I NON-CONF.	10- 1	22	1- 0	310	94	63	63	19	19	
TOTALS	RPI 1-25	RPI 26-50	W-L RECORDS	RPI 51-100	RPI 101-150	RPI 150+				
16- 5	0- 0	0- 0	OVERALL	1- 3	1- 1	14- 1				
6- 3	0- 0	0- 0	HOME	0- 1	0- 1	6- 1				
8- 2	0- 0	0- 0	AWAY	1- 2	1- 0	6- 0				
2- 0	0- 0	0- 0	NEUTRAL	0- 0	0- 0	2- 0				
10- 1	0- 0	0- 0	NON-CONFERENCE	1- 1	1- 0	8- 0				
3- 0	0- 0	0- 0	HOME	0- 0	0- 0	3- 0				
5- 1	0- 0	0- 0	AWAY	1- 1	1- 0	3- 0				
2- 0	0- 0	0- 0	NEUTRAL	0- 0	0- 0	2- 0				
6- 4	0- 0	0- 0	CONFERENCE	0- 2	0- 1	6- 1				
3- 3	0- 0	0- 0	HOME	0- 1	0- 1	3- 1				
3- 1	0- 0	0- 0	AWAY	0- 1	0- 0	3- 0				
0- 0	0- 0	0- 0	NEUTRAL	0- 0	0- 0	0- 0				

RPI 1-25				RPI 26-50				RPI 51-100				RPI 101+				Team's RPI: 126	
RPI	S	Opponent	Score	RPI	S	Opponent	Score	RPI	S	Opponent	Score	RPI	S	Opponent	Score		
								75	A	Northwestern	63	79	102	H	Wright St.	74	77
								94	A	Wisconsin	58	56	115	A	Butler	62	57
								97	A	Green Bay	50	66	160	H	Cleveland St.	83	78
								97	H	Green Bay	54	81	170	H	Idaho St.	70	62
													190	N	Ohio	76	67
													193	N	Texas Southern	70	66
													220	A	Oakland	78	65
													220	H	Oakland	70	62
													222	A	Western Mich.	71	61
													224	H	Youngstown St.	58	69
													238	A	Northern Ill.	66	54
													245	H	Miami (OH)	76	66
													281	A	Milwaukee	84	70
													285	H	Denver	80	68
													305	A	SIU Edwardsville	88	65
													321	H	Valparaiso	69	51
													339	A	Detroit	83	67
LAST 12 Division I GAMES:																	
				97	H	Green Bay	54	81	220	A	Oakland	78	65				
				220	H	Oakland	70	62	339	A	Detroit	83	67				
				102	H	Wright St.	74	77	224	H	Youngstown St.	58	69				
				281	A	Milwaukee	84	70	97	A	Green Bay	50	66				
				160	H	Cleveland St.	83	78	238	A	Northern Ill.	66	54				
				321	H	Valparaiso	69	51	285	H	Denver	80	68				

Non-Div I Games: St. Xavier 79 80 Roosevelt 98 68

Ill.-Chicago

Loss, Non-Conf, S Site, H Home A Away N Neutral

RPI 1-25				RPI 26-50				RPI 51-100				RPI 101+ Team's RPI: 127			
RPI	S	Opponent	Score	RPI	S	Opponent	Score	RPI	S	Opponent	Score	RPI	S	Opponent	Score
				31	A	Central Mich.	63 74	58	A	St. Bonaventure	71 76	122	A	Akron	92 101
				31	H	Central Mich.	68 82	78	A	Duquesne	55 78	123	A	Pittsburgh	66 62
				37	A	Bowling Green	50 62					165	A	Ball St.	73 69
												182	H	Eastern Mich.	84 83
												183	H	Saint Francis (PA)	87 77
												190	H	Ohio	55 43
												194	H	Toledo	51 46
												222	A	Western Mich.	72 82
												224	A	Youngstown St.	72 65
												227	H	Cornell	72 79
												238	A	Northern Ill.	63 52
												242	H	Canisius	68 59
												245	H	Miami (OH)	58 56
												265	A	Niagara	78 70
												267	A	Siena	60 64
												324	A	Binghamton	65 47
LAST 12 Division I GAMES:															
				31	A	Central Mich.	63 74	182	H	Eastern Mich.	84 83				
				190	H	Ohio	55 43	194	H	Toledo	51 46				
				122	A	Akron	92 101	31	H	Central Mich.	68 82				
				245	H	Miami (OH)	58 56	222	A	Western Mich.	72 82				
				165	A	Ball St.	73 69	37	A	Bowling Green	50 62				
				238	A	Northern Ill.	63 52	265	A	Niagara	78 70				

B
u
f
f
a
l
o

Buffalo

Page 127

Southern Utah

Through Games Of Feb. 9, 2014

Average RPI Win:	224	WON-LOST	WINNING	LAST 10	STRENGTH OF	OPP. STRENGTH	TEAM	ADJ.	CONF.	ADJ CONF.
Average RPI Loss:	153	RECORD	PCT. RANK	GAMES	SCHEDULE	OF SCHEDULE	RPI	RPI	RPI	RPI
DIV. I ONLY	11- 7	103	6- 4	213	247	128	128	15	15	
DIV. I NON-CONF.	4- 3	125	0- 1	290	305	165	165	18	18	
TOTALS	RPI 1-25	RPI 26-50	W-L RECORDS	RPI 51-100	RPI 101-150	RPI 150+				
11- 7	0- 0	0- 1	OVERALL	0- 1	3- 2	8- 3				
5- 1	0- 0	0- 0	HOME	0- 0	2- 0	3- 1				
6- 5	0- 0	0- 0	AWAY	0- 1	1- 2	5- 2				
0- 1	0- 0	0- 1	NEUTRAL	0- 0	0- 0	0- 0				
4- 3	0- 0	0- 1	NON-CONFERENCE	0- 1	0- 0	4- 1				
1- 0	0- 0	0- 0	HOME	0- 0	0- 0	1- 0				
3- 2	0- 0	0- 0	AWAY	0- 1	0- 0	3- 1				
0- 1	0- 0	0- 1	NEUTRAL	0- 0	0- 0	0- 0				
7- 4	0- 0	0- 0	CONFERENCE	0- 0	3- 2	4- 2				
4- 1	0- 0	0- 0	HOME	0- 0	2- 0	2- 1				
3- 3	0- 0	0- 0	AWAY	0- 0	1- 2	2- 1				
0- 0	0- 0	0- 0	NEUTRAL	0- 0	0- 0	0- 0				

RPI 1-25			RPI 26-50			RPI 51-100			RPI 101+			Team's RPI: 128
RPI	S	Opponent	Score	RPI	S	Opponent	Score	RPI	S	Opponent	Score	
				40	N	Georgia Tech	60 85	84	A	Colorado	59 75	
										101	A	Sacramento St. 97 79
										101	H	Sacramento St. 93 74
										104	A	North Dakota 68 71
										130	A	Montana 73 81
										150	H	Eastern Wash. 62 61
										170	H	Idaho St. 65 69
										198	A	Montana St. 87 81
										206	A	Boise St. 90 86
										218	A	Northern Colo. 75 63
										244	A	Houston Baptist 77 88
										250	A	A&M-Corpus Christi 74 67
										261	H	Portland St. 69 60
										300	A	Northern Ariz. 77 82
										316	H	Weber St. 76 64
										323	A	LIU Brooklyn 57 44
										342	H	Utah Valley 74 63
LAST 12 Division I GAMES:												
				101	H	Sacramento St.	93 74	316	H	Weber St.	76 64	
				130	A	Montana	73 81	300	A	Northern Ariz.	77 82	
				198	A	Montana St.	87 81	101	A	Sacramento St.	97 79	
				150	H	Eastern Wash.	62 61	104	A	North Dakota	68 71	
				261	H	Portland St.	69 60	84	A	Colorado	59 75	
				170	H	Idaho St.	65 69	218	A	Northern Colo.	75 63	

Non-Div I Games: Westminster (UT) 68 65 Arizona Christian 101 44

Southern Utah

Loss, Non-Conf, S Site, H Home A Away N Neutral

Average RPI Win:	225	WON-LOST	WINNING	LAST 10	STRENGTH OF	OPP. STRENGTH	TEAM	ADJ.	CONF.	ADJ CONF.
Average RPI Loss:	118	RECORD	PCT. RANK	GAMES	SCHEDULE	OF SCHEDULE	RPI	RPI	RPI	RPI
DIV. I ONLY	12- 9	123	7- 3	165	142	129	129	18	18	
DIV. I NON-CONF.	5- 6	173	1- 1	63	102	126	126	17	17	
TOTALS	RPI 1-25	RPI 26-50	W-L RECORDS	RPI 51-100	RPI 101-150	RPI 150+				
12- 9	0- 1	0- 1	OVERALL	1- 4	2- 0	9- 3				
6- 3	0- 0	0- 1	HOME	0- 2	2- 0	4- 0				
5- 6	0- 1	0- 0	AWAY	0- 2	0- 0	5- 3				
1- 0	0- 0	0- 0	NEUTRAL	1- 0	0- 0	0- 0				
5- 6	0- 1	0- 1	NON-CONFERENCE	1- 3	1- 0	3- 1				
2- 2	0- 0	0- 1	HOME	0- 1	1- 0	1- 0				
2- 4	0- 1	0- 0	AWAY	0- 2	0- 0	2- 1				
1- 0	0- 0	0- 0	NEUTRAL	1- 0	0- 0	0- 0				
7- 3	0- 0	0- 0	CONFERENCE	0- 1	1- 0	6- 2				
4- 1	0- 0	0- 0	HOME	0- 1	1- 0	3- 0				
3- 2	0- 0	0- 0	AWAY	0- 0	0- 0	3- 2				
0- 0	0- 0	0- 0	NEUTRAL	0- 0	0- 0	0- 0				

RPI 1-25				RPI 26-50				RPI 51-100				RPI 101+ Team's RPI: 129			
RPI	S	Opponent	Score	RPI	S	Opponent	Score	RPI	S	Opponent	Score	RPI	S	Opponent	Score
5	A	LSU	66 83	39	H	Indiana	54 57	67	A	Stetson	74 90	115	H	Butler	62 56
								71	H	Wichita St.	63 83	143	H	Missouri St.	74 57
								75	N	Northwestern	70 67	175	H	UNI	60 53
								90	A	Tulane	45 51	195	H	Drake	90 81
								98	H	IUPUI	64 68	205	A	Loyola Chicago	58 71
												219	A	Illinois St.	50 53
												219	H	Illinois St.	47 44
												268	A	East Tenn. St.	67 75
												270	A	Bradley	80 67
												274	A	Evansville	67 46
												294	H	South Ala.	53 40
												295	A	Marshall	68 67
												308	A	Eastern Ill.	65 53
												334	A	Southern Ill.	63 44
LAST 12 Division I GAMES:															
219	A	Illinois St.	50 53	274	A	Evansville	67 46								
205	A	Loyola Chicago	58 71	219	H	Illinois St.	47 44								
270	A	Bradley	80 67	195	H	Drake	90 81								
71	H	Wichita St.	63 83	175	H	UNI	60 53								
143	H	Missouri St.	74 57	90	A	Tulane	45 51								
334	A	Southern Ill.	63 44	75	N	Northwestern	70 67								

Non-Div I Games:

Indiana St.

■ Loss,
■ Non-Conf,
■ S Site,
■ H Home
■ A Away
N Neutral

Montana

Through Games Of Feb. 9, 2014

Average RPI Win:	206	WON-LOST	WINNING	LAST 10	STRENGTH OF	OPP. STRENGTH	TEAM	ADJ.	CONF.	ADJ CONF.
Average RPI Loss:	154	RECORD	PCT. RANK	GAMES	SCHEDULE	OF SCHEDULE	RPI	RPI	RPI	RPI
DIV. I ONLY	13- 7	90	7- 3	242	155	130	130	15	15	
DIV. I NON-CONF.	5- 3	106	0- 0	236	152	159	159	18	18	
TOTALS	RPI 1-25	RPI 26-50	W-L RECORDS	RPI 51-100	RPI 101-150	RPI 150+				
13- 7	0- 0	0- 0	OVERALL	1- 1	3- 4	9- 2				
9- 1	0- 0	0- 0	HOME	1- 1	3- 0	5- 0				
4- 5	0- 0	0- 0	AWAY	0- 0	0- 4	4- 1				
0- 1	0- 0	0- 0	NEUTRAL	0- 0	0- 0	0- 1				
5- 3	0- 0	0- 0	NON-CONFERENCE	1- 1	1- 1	3- 1				
3- 1	0- 0	0- 0	HOME	1- 1	1- 0	1- 0				
2- 1	0- 0	0- 0	AWAY	0- 0	0- 1	2- 0				
0- 1	0- 0	0- 0	NEUTRAL	0- 0	0- 0	0- 1				
8- 4	0- 0	0- 0	CONFERENCE	0- 0	2- 3	6- 1				
6- 0	0- 0	0- 0	HOME	0- 0	2- 0	4- 0				
2- 4	0- 0	0- 0	AWAY	0- 0	0- 3	2- 1				
0- 0	0- 0	0- 0	NEUTRAL	0- 0	0- 0	0- 0				

RPI S	Opponent	Score	RPI S	Opponent	Score	RPI S	Opponent	Score	RPI S	Opponent	Score	Team's RPI: 130
						65	H Temple	52 61	101	A Sacramento St.	81 91	
						79	H Idaho	59 56	104	A North Dakota	57 62	
									128	H Southern Utah	81 73	
									132	H Portland	68 61	
									136	A Wyoming	65 79	
									150	A Eastern Wash.	61 71	
									150	H Eastern Wash.	81 64	
									170	H Idaho St.	67 48	
									173	H UC Irvine	71 48	
									198	H Montana St.	84 79	
									218	A Northern Colo.	54 57	
									229	A Loyola Marymount	49 47	
									261	A Portland St.	65 55	
									261	H Portland St.	94 58	
									285	A Denver	84 58	
									300	A Northern Ariz.	87 67	
									302	N North Dakota St.	53 70	
									316	H Weber St.	68 52	
LAST 12 Division I GAMES:												
			150	A Eastern Wash.	61 71		218	A Northern Colo.	54 57			
			261	A Portland St.	65 55		104	A North Dakota	57 62			
			198	H Montana St.	84 79		261	H Portland St.	94 58			
			128	H Southern Utah	81 73		150	H Eastern Wash.	81 64			
			316	H Weber St.	68 52		101	A Sacramento St.	81 91			
			170	H Idaho St.	67 48		300	A Northern Ariz.	87 67			

Non-Div I Games: Mont. St.-Northern 76 49

Montana

Loss, Non-Conf, S Site, H Home A Away N Neutral

Average RPI Win:	212	WON-LOST	WINNING	LAST 10	STRENGTH OF	OPP. STRENGTH	TEAM	ADJ.	CONF.	ADJ CONF.
Average RPI Loss:	66	RECORD	PCT. RANK	GAMES	SCHEDULE	OF SCHEDULE	RPI	RPI	RPI	RPI
DIV. I ONLY	11- 13	192	4- 6	66	76	131	131	6	6	
DIV. I NON-CONF.	7- 5	120	0- 0	209	190	175	175	6	6	
TOTALS	RPI 1-25	RPI 26-50	W-L RECORDS	RPI 51-100	RPI 101-150	RPI 150+				
11- 13	0- 6	1- 1	OVERALL	0- 4	2- 0	8- 2				
8- 4	0- 1	1- 0	HOME	0- 2	1- 0	6- 1				
3- 6	0- 2	0- 1	AWAY	0- 2	1- 0	2- 1				
0- 3	0- 3	0- 0	NEUTRAL	0- 0	0- 0	0- 0				
7- 5	0- 3	0- 0	NON-CONFERENCE	0- 0	2- 0	5- 2				
5- 1	0- 0	0- 0	HOME	0- 0	1- 0	4- 1				
2- 1	0- 0	0- 0	AWAY	0- 0	1- 0	1- 1				
0- 3	0- 3	0- 0	NEUTRAL	0- 0	0- 0	0- 0				
4- 8	0- 3	1- 1	CONFERENCE	0- 4	0- 0	3- 0				
3- 3	0- 1	1- 0	HOME	0- 2	0- 0	2- 0				
1- 5	0- 2	0- 1	AWAY	0- 2	0- 0	1- 0				
0- 0	0- 0	0- 0	NEUTRAL	0- 0	0- 0	0- 0				

RPI	S	Opponent	Score	RPI	S	Opponent	Score	RPI	S	Opponent	Score	RPI	S	Opponent	Score	Team's RPI: 131
3	A	UConn	49 83	45	A	Rutgers	48 66	65	A	Temple	51 64	102	A	Wright St.	83 75	
3	H	UConn	49 90	45	H	Rutgers	74 73	65	H	Temple	56 63	141	H	UAB	73 72	
7	A	Louisville	61 88					70	A	SMU	75 80	162	A	UALR	63 68	
13	N	Texas A&M	59 69					86	H	South Fla.	58 71	177	A	UCF	88 52	
17	N	Syracuse	58 77									177	H	UCF	62 53	
20	N	Texas	36 65									256	H	Houston	48 40	
												263	A	Tennessee Tech	78 76	
												268	H	East Tenn. St.	77 74	
												276	H	Mississippi Val.	62 51	
												280	H	Jackson St.	77 64	
												298	H	Samford	60 62	
												345	H	Ark.-Pine Bluff	91 45	
LAST 12 Division I GAMES:																
65	A	Temple	51 64	256	H	Houston	48 40									
86	H	South Fla.	58 71	45	H	Rutgers	74 73									
45	A	Rutgers	48 66	177	A	UCF	88 52									
177	H	UCF	62 53	70	A	SMU	75 80									
7	A	Louisville	61 88	3	H	UConn	49 90									
3	A	UConn	49 83	65	H	Temple	56 63									

Non-Div I Games:

Memphis

■ Loss,
■ Non-Conf,
■ S Site,
■ H Home
■ A Away
N Neutral

Average RPI Win:	185	WON-LOST	WINNING	LAST 10	STRENGTH OF	OPP. STRENGTH	TEAM	ADJ.	CONF.	ADJ CONF.
Average RPI Loss:	113	RECORD	PCT. RANK	GAMES	SCHEDULE	OF SCHEDULE	RPI	RPI	RPI	RPI
DIV. I ONLY	14- 10	118	6- 4	186	94	132	132	8	8	
DIV. I NON-CONF.	7- 4	95	0- 0	143	129	100	100	8	8	
TOTALS	RPI 1-25	RPI 26-50	W-L RECORDS	RPI 51-100	RPI 101-150	RPI 150+				
14- 10	0- 0	1- 3	OVERALL	3- 2	2- 2	8- 3				
9- 4	0- 0	1- 2	HOME	1- 1	1- 1	6- 0				
5- 6	0- 0	0- 1	AWAY	2- 1	1- 1	2- 3				
0- 0	0- 0	0- 0	NEUTRAL	0- 0	0- 0	0- 0				
7- 4	0- 0	0- 1	NON-CONFERENCE	2- 1	1- 1	4- 1				
5- 1	0- 0	0- 1	HOME	1- 0	1- 0	3- 0				
2- 3	0- 0	0- 0	AWAY	1- 1	0- 1	1- 1				
0- 0	0- 0	0- 0	NEUTRAL	0- 0	0- 0	0- 0				
7- 6	0- 0	1- 2	CONFERENCE	1- 1	1- 1	4- 2				
4- 3	0- 0	1- 1	HOME	0- 1	0- 1	3- 0				
3- 3	0- 0	0- 1	AWAY	1- 0	1- 0	1- 2				
0- 0	0- 0	0- 0	NEUTRAL	0- 0	0- 0	0- 0				

RPI S	Opponent	Score	RPI S	Opponent	Score	RPI S	Opponent	Score	RPI S	Opponent	Score	Team's RPI: 132
			26	H Gonzaga	24 56	54	H BYU	68 75	130	A Montana	61 68	
			30	A St. Mary's (CA)	65 80	72	A Oregon	86 113	145	A San Francisco	82 72	
			34	H Oregon St.	73 79	82	H Cal Poly	83 76	145	H San Francisco	73 74	
			38	H San Diego	72 51	87	A Pacific	73 65	150	H Eastern Wash.	68 65	
						92	A Washington	91 77	164	A Fresno St.	67 76	
									206	H Boise St.	85 71	
									229	A Loyola Marymount	64 78	
									229	H Loyola Marymount	84 66	
									235	H Seattle	70 63	
									248	A Santa Clara	62 69	
									248	H Santa Clara	75 55	
									253	A Pepperdine	53 43	
									253	H Pepperdine	78 59	
									261	A Portland St.	76 49	
									310	H Columbia	58 42	
LAST 12 Division I GAMES:												
			253	H Pepperdine	78 59	145	A San Francisco	82 72				
			229	H Loyola Marymount	84 66	248	A Santa Clara	62 69				
			248	H Santa Clara	75 55	54	H BYU	68 75				
			145	H San Francisco	73 74	38	H San Diego	72 51				
			229	A Loyola Marymount	64 78	26	H Gonzaga	24 56				
			253	A Pepperdine	53 43	30	A St. Mary's (CA)	65 80				

Non-Div I Games:

Portland

■ Loss,
■ Non-Conf,
■ S Site,
■ H Home
■ A Away
N Neutral

Average RPI Win:	212	WON-LOST	WINNING	LAST 10	STRENGTH OF	OPP. STRENGTH	TEAM	ADJ.	CONF.	ADJ CONF.
Average RPI Loss:	94	RECORD	PCT. RANK	GAMES	SCHEDULE	OF SCHEDULE	RPI	RPI	RPI	RPI
DIV. I ONLY	10- 13	211	4- 6	91	114	133	133	9	9	
DIV. I NON-CONF.	6- 7	165	1- 1	161	90	154	154	9	9	
TOTALS	RPI 1-25	RPI 26-50	W-L RECORDS	RPI 51-100	RPI 101-150	RPI 150+				
10- 13	0- 1	0- 1	OVERALL	1- 6	3- 2	6- 3				
4- 5	0- 1	0- 1	HOME	0- 2	1- 1	3- 0				
6- 7	0- 0	0- 0	AWAY	1- 3	2- 1	3- 3				
0- 1	0- 0	0- 0	NEUTRAL	0- 1	0- 0	0- 0				
6- 7	0- 0	0- 1	NON-CONFERENCE	1- 2	3- 1	2- 3				
2- 2	0- 0	0- 1	HOME	0- 0	1- 1	1- 0				
4- 4	0- 0	0- 0	AWAY	1- 1	2- 0	1- 3				
0- 1	0- 0	0- 0	NEUTRAL	0- 1	0- 0	0- 0				
4- 6	0- 1	0- 0	CONFERENCE	0- 4	0- 1	4- 0				
2- 3	0- 1	0- 0	HOME	0- 2	0- 0	2- 0				
2- 3	0- 0	0- 0	AWAY	0- 2	0- 1	2- 0				
0- 0	0- 0	0- 0	NEUTRAL	0- 0	0- 0	0- 0				

RPI 1-25				RPI 26-50				RPI 51-100				RPI 101+ Team's RPI: 133			
RPI	S	Opponent	Score	RPI	S	Opponent	Score	RPI	S	Opponent	Score	RPI	S	Opponent	Score
10	H	Saint Joseph's	80 85	44	H	James Madison	68 78	56	A	Fordham	59 70	111	A	Virginia Tech	64 56
								58	A	St. Bonaventure	43 55	112	A	VCU	62 63
								58	H	St. Bonaventure	48 53	135	A	Davidson	87 68
								78	H	Duquesne	45 55	141	H	UAB	49 53
								87	N	Pacific	57 59	149	H	Col. of Charleston	80 73
								91	A	Miami (FL)	57 50	157	A	Long Beach St.	61 73
								99	A	N.C. A&T	60 69	161	A	Liberty	61 76
												166	A	Georgetown	78 82
												191	A	La Salle	56 39
												215	A	Saint Louis	67 58
												287	H	George Mason	67 64
												289	H	UNC Wilmington	64 49
												327	A	Longwood	77 71
												328	H	Rhode Island	49 43
LAST 12 Division I GAMES:															
112	A	VCU	62 63	56	A	Fordham	59 70								
78	H	Duquesne	45 55	58	A	St. Bonaventure	43 55								
191	A	La Salle	56 39	328	H	Rhode Island	49 43								
58	H	St. Bonaventure	48 53	10	H	Saint Joseph's	80 85								
215	A	Saint Louis	67 58	135	A	Davidson	87 68								
287	H	George Mason	67 64	87	N	Pacific	57 59								

Non-Div I Games:

Richmond

■ Loss,
 ■ Non-Conf,
 ■ S Site,
 ■ H Home
 ■ A Away
 N Neutral

Average RPI Win: 226	WON-LOST	WINNING	LAST 10	STRENGTH OF	OPP. STRENGTH	TEAM	ADJ.	CONF.	ADJ CONF.
Average RPI Loss: 59	RECORD	PCT. RANK	GAMES	SCHEDULE	OF SCHEDULE	RPI	RPI	RPI	RPI
DIV. I ONLY	13- 9	109	4- 6	143	98	134	134	7	7
DIV. I NON-CONF.	9- 2	44	1- 0	297	277	113	113	7	7
TOTALS	RPI 1-25	RPI 26-50	W-L RECORDS	RPI 51-100	RPI 101-150	RPI 150+			
13- 9	0- 3	1- 2	OVERALL	0- 1	0- 3	12- 0			
10- 5	0- 1	0- 2	HOME	0- 1	0- 1	10- 0			
3- 4	0- 2	1- 0	AWAY	0- 0	0- 2	2- 0			
0- 0	0- 0	0- 0	NEUTRAL	0- 0	0- 0	0- 0			
9- 2	0- 1	0- 0	NON-CONFERENCE	0- 0	0- 1	9- 0			
9- 0	0- 0	0- 0	HOME	0- 0	0- 0	9- 0			
0- 2	0- 1	0- 0	AWAY	0- 0	0- 1	0- 0			
0- 0	0- 0	0- 0	NEUTRAL	0- 0	0- 0	0- 0			
4- 7	0- 2	1- 2	CONFERENCE	0- 1	0- 2	3- 0			
1- 5	0- 1	0- 2	HOME	0- 1	0- 1	1- 0			
3- 2	0- 1	1- 0	AWAY	0- 0	0- 1	2- 0			
0- 0	0- 0	0- 0	NEUTRAL	0- 0	0- 0	0- 0			

RPI 1-25				RPI 26-50				RPI 51-100				RPI 101+ Team's RPI: 134			
RPI	S	Opponent	Score	RPI	S	Opponent	Score	RPI	S	Opponent	Score	RPI	S	Opponent	Score
8	A	South Carolina	67 88	32	A	Villanova	64 56	59	H	Creighton	73 76	103	A	Marquette	60 62
14	A	St. John's (NY)	63 72	32	H	Villanova	57 62					115	H	Butler	69 75
14	H	St. John's (NY)	48 69	35	H	DePaul	68 75					148	A	Illinois	70 71
												163	H	Savannah St.	51 42
												164	H	Fresno St.	64 58
												166	H	Georgetown	73 62
												176	H	Stony Brook	80 65
												207	A	Providence	90 87
												214	A	Xavier	72 62
												230	H	Rider	86 75
												290	H	Wagner	86 61
												316	H	Weber St.	78 61
												326	H	UMass Lowell	97 68
												327	H	Longwood	63 46
												331	H	NJIT	74 48
LAST 12 Division I GAMES:															
32	H	Villanova	57 62	166	H	Georgetown	73 62								
103	A	Marquette	60 62	35	H	DePaul	68 75								
14	H	St. John's (NY)	48 69	32	A	Villanova	64 56								
59	H	Creighton	73 76	115	H	Butler	69 75								
207	A	Providence	90 87	176	H	Stony Brook	80 65								
214	A	Xavier	72 62	14	A	St. John's (NY)	63 72								

Non-Div I Games:

Seton Hall

■ Loss,
■ Non-Conf,
■ S Site,
■ H Home
■ A Away
N Neutral

Average RPI Win:	253	WON-LOST	WINNING	LAST 10	STRENGTH OF	OPP. STRENGTH	TEAM	ADJ.	CONF.	ADJ CONF.
Average RPI Loss:	101	RECORD	PCT. RANK	GAMES	SCHEDULE	OF SCHEDULE	RPI	RPI	RPI	RPI
DIV. I ONLY	12- 11	151	7- 3	122	248	135	135	23	23	
DIV. I NON-CONF.	3- 8	269	0- 2	25	168	163	163	22	22	
TOTALS	RPI 1-25	RPI 26-50	W-L RECORDS	RPI 51-100	RPI 101-150	RPI 150+				
12- 11	0- 1	0- 3	OVERALL	0- 1	1- 5	11- 1				
6- 5	0- 0	0- 2	HOME	0- 0	0- 3	6- 0				
6- 6	0- 1	0- 1	AWAY	0- 1	1- 1	5- 1				
0- 0	0- 0	0- 0	NEUTRAL	0- 0	0- 0	0- 0				
3- 8	0- 1	0- 1	NON-CONFERENCE	0- 1	1- 5	2- 0				
1- 4	0- 0	0- 1	HOME	0- 0	0- 3	1- 0				
2- 4	0- 1	0- 0	AWAY	0- 1	1- 2	1- 0				
0- 0	0- 0	0- 0	NEUTRAL	0- 0	0- 0	0- 0				
9- 3	0- 0	0- 2	CONFERENCE	0- 0	0- 0	9- 1				
5- 1	0- 0	0- 1	HOME	0- 0	0- 0	5- 0				
4- 2	0- 0	0- 1	AWAY	0- 0	0- 0	4- 1				
0- 0	0- 0	0- 0	NEUTRAL	0- 0	0- 0	0- 0				

RPI 1-25				RPI 26-50				RPI 51-100				RPI 101+ Team's RPI: 135			
RPI	S	Opponent	Score	RPI	S	Opponent	Score	RPI	S	Opponent	Score	RPI	S	Opponent	Score
12	A	North Carolina St.	63 86	45	H	Rutgers	35 66	99	A	N.C. A&T	53 62	105	A	Wake Forest	66 69
				49	A	Chattanooga	64 72					116	H	Winthrop	76 91
				49	H	Chattanooga	62 76					121	H	Charlotte	60 76
												133	H	Richmond	68 87
												137	A	Clemson	77 57
												144	A	High Point	65 100
												168	H	Furman	73 66
												169	A	Mt. St. Mary's	83 82
												204	H	Elon	67 62
												241	A	Appalachian St.	66 74
												243	H	Gardner-Webb	78 74
												275	A	Western Caro.	69 65
												298	A	Samford	83 68
												298	H	Samford	76 58
												303	A	UNC Greensboro	75 66
												303	H	UNC Greensboro	78 59
												304	A	Ga. Southern	79 66
												336	H	Wofford	88 74
LAST 12 Division I GAMES:															
303	A	UNC Greensboro	75 66	303	H	UNC Greensboro	78 59								
298	H	Samford	76 58	204	H	Elon	67 62								
49	H	Chattanooga	62 76	49	A	Chattanooga	64 72								
275	A	Western Caro.	69 65	298	A	Samford	83 68								
241	A	Appalachian St.	66 74	133	H	Richmond	68 87								
304	A	Ga. Southern	79 66	121	H	Charlotte	60 76								

Non-Div I Games:

Davidson

■ Loss,
 ■ Non-Conf, S Site,
 ■ Home
 ■ Away
 N Neutral

Wyoming

Through Games Of Feb. 9, 2014

Average RPI Win:	219	WON-LOST	WINNING	LAST 10	STRENGTH OF	OPP. STRENGTH	TEAM	ADJ.	CONF.	ADJ CONF.
Average RPI Loss:	189	RECORD	PCT. RANK	GAMES	SCHEDULE	OF SCHEDULE	RPI	RPI	RPI	RPI
DIV. I ONLY	14- 6	65	6- 4	298	195	136	136	19	19	
DIV. I NON-CONF.	8- 2	53	2- 0	289	209	117	117	23	23	
TOTALS	RPI 1-25	RPI 26-50	W-L RECORDS	RPI 51-100	RPI 101-150	RPI 150+				
14- 6	0- 0	0- 0	OVERALL	1- 1	1- 0	12- 5				
10- 1	0- 0	0- 0	HOME	0- 1	1- 0	9- 0				
2- 5	0- 0	0- 0	AWAY	1- 0	0- 0	1- 5				
2- 0	0- 0	0- 0	NEUTRAL	0- 0	0- 0	2- 0				
8- 2	0- 0	0- 0	NON-CONFERENCE	1- 1	1- 0	6- 1				
4- 1	0- 0	0- 0	HOME	0- 1	1- 0	3- 0				
2- 1	0- 0	0- 0	AWAY	1- 0	0- 0	1- 1				
2- 0	0- 0	0- 0	NEUTRAL	0- 0	0- 0	2- 0				
6- 4	0- 0	0- 0	CONFERENCE	0- 0	0- 0	6- 4				
6- 0	0- 0	0- 0	HOME	0- 0	0- 0	6- 0				
0- 4	0- 0	0- 0	AWAY	0- 0	0- 0	0- 4				
0- 0	0- 0	0- 0	NEUTRAL	0- 0	0- 0	0- 0				

RPI 1-25				RPI 26-50				RPI 51-100				RPI 101+				Team's RPI: 136	
RPI	S	Opponent	Score	RPI	S	Opponent	Score	RPI	S	Opponent	Score	RPI	S	Opponent	Score		
								79	A	Idaho	72 64	130	H	Montana	79 65		
								84	H	Colorado	59 63						
												164	H	Fresno St.	87 76		
												165	H	Ball St.	71 51		
												167	A	Nevada	69 72		
												167	H	Nevada	72 64		
												174	A	South Dakota	78 82		
												188	A	Utah St.	75 80		
												198	H	Montana St.	72 62		
												206	H	Boise St.	55 48		
												225	H	UNLV	82 56		
												249	A	New Mexico	65 75		
												249	H	New Mexico	79 75		
												253	H	Pepperdine	84 64		
												269	A	San Jose St.	68 74		
												285	A	Denver	73 70		
												302	N	North Dakota St.	72 69		
												305	N	SIU Edwardsville	87 63		
												340	H	Air Force	82 47		
LAST 12 Division I GAMES:																	
				225	H	UNLV	82 56	269	A	San Jose St.	68 74						
				249	H	New Mexico	79 75	206	H	Boise St.	55 48						
				188	A	Utah St.	75 80	249	A	New Mexico	65 75						
				164	H	Fresno St.	87 76	167	H	Nevada	72 64						
				167	A	Nevada	69 72	79	A	Idaho	72 64						
				340	H	Air Force	82 47	130	H	Montana	79 65						

Non-Div I Games: Mont. St.-Northern 71 57

Wyoming

■ Loss,
 ■ Non-Conf,
 ■ S Site,
 ■ H Home
 ■ A Away
 N Neutral

Average RPI Win:	215	WON-LOST	WINNING	LAST 10	STRENGTH OF	OPP. STRENGTH	TEAM	ADJ.	CONF.	ADJ CONF.
Average RPI Loss:	64	RECORD	PCT. RANK	GAMES	SCHEDULE	OF SCHEDULE	RPI	RPI	RPI	RPI
DIV. I ONLY	11- 14	210	3- 7	79	55	137	137	2	2	
DIV. I NON-CONF.	8- 6	125	1- 0	286	180	208	208	2	2	
TOTALS	RPI 1-25	RPI 26-50	W-L RECORDS	RPI 51-100	RPI 101-150	RPI 150+				
11- 14	0- 5	1- 4	OVERALL	3- 1	1- 2	6- 2				
6- 7	0- 2	0- 2	HOME	1- 0	1- 2	4- 1				
4- 6	0- 3	1- 1	AWAY	1- 1	0- 0	2- 1				
1- 1	0- 0	0- 1	NEUTRAL	1- 0	0- 0	0- 0				
8- 6	0- 1	0- 2	NON-CONFERENCE	2- 0	0- 1	6- 2				
4- 4	0- 1	0- 1	HOME	0- 0	0- 1	4- 1				
3- 1	0- 0	0- 0	AWAY	1- 0	0- 0	2- 1				
1- 1	0- 0	0- 1	NEUTRAL	1- 0	0- 0	0- 0				
3- 8	0- 4	1- 2	CONFERENCE	1- 1	1- 1	0- 0				
2- 3	0- 1	0- 1	HOME	1- 0	1- 1	0- 0				
1- 5	0- 3	1- 1	AWAY	0- 1	0- 0	0- 0				
0- 0	0- 0	0- 0	NEUTRAL	0- 0	0- 0	0- 0				

RPI 1-25				RPI 26-50				RPI 51-100				RPI 101+ Team's RPI: 137			
RPI	S	Opponent	Score	RPI	S	Opponent	Score	RPI	S	Opponent	Score	RPI	S	Opponent	Score
1	A	Notre Dame	51 71	28	H	Middle Tenn.	51 76	55	A	Virginia	43 80	105	H	Wake Forest	61 68
4	H	Duke	51 78	33	A	North Carolina	55 78	59	N	Creighton	56 52	123	H	Pittsburgh	77 67
8	H	South Carolina	43 68	34	N	Oregon St.	41 74	86	A	South Fla.	68 63	135	H	Davidson	57 77
17	A	Syracuse	75 84	40	A	Georgia Tech	80 79	91	H	Miami (FL)	60 52	189	H	Cal St. Northridge	53 69
24	A	Maryland	43 95	40	H	Georgia Tech	68 89					225	A	UNLV	54 63
												303	A	UNC Greensboro	77 71
												322	H	South Carolina St.	88 46
												331	A	NJIT	84 37
												335	H	Radford	41 39
												336	H	Wofford	72 50
												337	H	North Florida	48 44
LAST 12 Division I GAMES:															
24	A	Maryland	43 95	105	H	Wake Forest	61 68								
4	H	Duke	51 78	33	A	North Carolina	55 78								
55	A	Virginia	43 80	123	H	Pittsburgh	77 67								
40	A	Georgia Tech	80 79	40	H	Georgia Tech	68 89								
91	H	Miami (FL)	60 52	1	A	Notre Dame	51 71								
17	A	Syracuse	75 84	331	A	NJIT	84 37								

Non-Div I Games:

Clemson

■ Loss,
 ■ Non-Conf,
 ■ S Site,
 ■ H Home
 ■ A Away
 N Neutral

Average RPI Win: 196	WON-LOST	WINNING	LAST 10	STRENGTH OF	OPP. STRENGTH	TEAM	ADJ.	CONF.	ADJ CONF.
Average RPI Loss: 69	RECORD	PCT. RANK	GAMES	SCHEDULE	OF SCHEDULE	RPI	RPI	RPI	RPI
DIV. I ONLY	9- 14	232	2- 8	56	51	138	138	6	6
DIV. I NON-CONF.	7- 4	95	0- 0	131	72	111	111	6	6
TOTALS	RPI 1-25	RPI 26-50	W-L RECORDS	RPI 51-100	RPI 101-150	RPI 150+			
9- 14	0- 3	1- 4	OVERALL	0- 5	2- 0	6- 2			
5- 7	0- 1	1- 3	HOME	0- 2	1- 0	3- 1			
3- 6	0- 2	0- 1	AWAY	0- 2	0- 0	3- 1			
1- 1	0- 0	0- 0	NEUTRAL	0- 1	1- 0	0- 0			
7- 4	0- 0	1- 2	NON-CONFERENCE	0- 1	2- 0	4- 1			
4- 2	0- 0	1- 2	HOME	0- 0	1- 0	2- 0			
2- 1	0- 0	0- 0	AWAY	0- 0	0- 0	2- 1			
1- 1	0- 0	0- 0	NEUTRAL	0- 1	1- 0	0- 0			
2- 10	0- 3	0- 2	CONFERENCE	0- 4	0- 0	2- 1			
1- 5	0- 1	0- 1	HOME	0- 2	0- 0	1- 1			
1- 5	0- 2	0- 1	AWAY	0- 2	0- 0	1- 0			
0- 0	0- 0	0- 0	NEUTRAL	0- 0	0- 0	0- 0			

RPI 1-25				RPI 26-50				RPI 51-100				RPI 101+ Team's RPI: 138			
RPI	S	Opponent	Score	RPI	S	Opponent	Score	RPI	S	Opponent	Score	RPI	S	Opponent	Score
3	A	UConn	34 67	29	H	Florida St.	58 63	56	N	Fordham	40 56	121	N	Charlotte	71 64
3	H	UConn	29 86	45	A	Rutgers	53 58	65	H	Temple	47 58	122	H	Akron	86 70
7	A	Louisville	45 64	45	H	Rutgers	58 78	70	A	SMU	47 66	177	H	UCF	47 37
				47	H	Ohio St.	64 49	70	H	SMU	43 54	187	A	Northern Ky.	61 77
				48	H	Iowa St.	42 78	86	A	South Fla.	48 57	214	A	Xavier	47 26
LAST 12 Division I GAMES:															
256	H	Houston	39 48	65	H	Temple	47 58	256	A	Houston	59 50	224	A	Youngstown St.	83 62
45	A	Rutgers	53 58	45	H	Rutgers	58 78	7	A	Louisville	45 64	256	A	Houston	59 50
3	H	UConn	29 86	70	A	SMU	47 66	70	H	SMU	43 54	256	H	Houston	39 48
177	H	UCF	47 37	86	A	South Fla.	48 57	3	A	UConn	34 67	284	H	Morehead St.	75 44
												317	H	Kent St.	65 46

Non-Div I Games:

Cincinnati

Average RPI Win:	239	WON-LOST	WINNING	LAST 10	STRENGTH OF	OPP. STRENGTH	TEAM	ADJ.	CONF.	ADJ CONF.
Average RPI Loss:	185	RECORD	PCT. RANK	GAMES	SCHEDULE	OF SCHEDULE	RPI	RPI	RPI	RPI
DIV. I ONLY	15- 7	77	5- 5	309	246	139	139	27	27	
DIV. I NON-CONF.	9- 2	44	1- 0	228	153	59	59	27	27	
TOTALS	RPI 1-25	RPI 26-50	W-L RECORDS	RPI 51-100	RPI 101-150	RPI 150+				
15- 7	0- 1	0- 0	OVERALL	2- 1	1- 0	12- 5				
9- 1	0- 0	0- 0	HOME	1- 0	1- 0	7- 1				
5- 6	0- 1	0- 0	AWAY	1- 1	0- 0	4- 4				
1- 0	0- 0	0- 0	NEUTRAL	0- 0	0- 0	1- 0				
9- 2	0- 1	0- 0	NON-CONFERENCE	2- 1	1- 0	6- 0				
5- 0	0- 0	0- 0	HOME	1- 0	1- 0	3- 0				
3- 2	0- 1	0- 0	AWAY	1- 1	0- 0	2- 0				
1- 0	0- 0	0- 0	NEUTRAL	0- 0	0- 0	1- 0				
6- 5	0- 0	0- 0	CONFERENCE	0- 0	0- 0	6- 5				
4- 1	0- 0	0- 0	HOME	0- 0	0- 0	4- 1				
2- 4	0- 0	0- 0	AWAY	0- 0	0- 0	2- 4				
0- 0	0- 0	0- 0	NEUTRAL	0- 0	0- 0	0- 0				

RPI 1-25				RPI 26-50				RPI 51-100				RPI 101+ Team's RPI: 139			
RPI	S	Opponent	Score	RPI	S	Opponent	Score	RPI	S	Opponent	Score	RPI	S	Opponent	Score
14	A	St. John's (NY)	56 66					67	A	Penn	56 51	120	H	Lafayette	74 52
								81	H	Army	56 53	169	A	Mt. St. Mary's	79 85
								91	A	Miami (FL)	57 78	169	H	Mt. St. Mary's	52 47
												200	H	Sacred Heart	69 49
												203	N	Hartford	56 49
												227	A	Cornell	78 68
												236	A	Robert Morris	95 101
												240	A	Bryant	58 61
												258	A	Central Conn. St.	66 71
												258	H	Central Conn. St.	71 50
												288	A	Delaware St.	68 55
												290	H	Wagner	62 73
												310	H	Columbia	73 47
												323	A	LIU Brooklyn	69 48
												326	H	UMass Lowell	77 59
												331	H	NJIT	58 53
												341	A	Fairleigh Dickinson	57 55
												341	H	Fairleigh Dickinson	67 51
LAST 12 Division I GAMES:															
236	A	Robert Morris	95 101	200	H	Sacred Heart	69 49								
341	H	Fairleigh Dickinson	67 51	169	A	Mt. St. Mary's	79 85								
258	H	Central Conn. St.	71 50	323	A	LIU Brooklyn	69 48								
290	H	Wagner	62 73	341	A	Fairleigh Dickinson	57 55								
258	A	Central Conn. St.	66 71	169	H	Mt. St. Mary's	52 47								
240	A	Bryant	58 61	288	A	Delaware St.	68 55								

Non-Div I Games:

St. Francis Brooklyn

Loss, Non-Conf, S Site, H Home A Away N Neutral

Average RPI Win:	235	WON-LOST	WINNING	LAST 10	STRENGTH OF	OPP. STRENGTH	TEAM	ADJ.	CONF.	ADJ CONF.
Average RPI Loss:	57	RECORD	PCT. RANK	GAMES	SCHEDULE	OF SCHEDULE	RPI	RPI	RPI	RPI
DIV. I ONLY	10- 15	224	1- 9	48	69	140	140	1	1	
DIV. I NON-CONF.	9- 5	92	1- 0	204	197	151	151	1	1	
TOTALS	RPI 1-25	RPI 26-50	W-L RECORDS	RPI 51-100	RPI 101-150	RPI 150+				
10- 15	0- 7	0- 0	OVERALL	2- 5	0- 2	8- 1				
8- 6	0- 3	0- 0	HOME	1- 1	0- 1	7- 1				
2- 7	0- 3	0- 0	AWAY	1- 3	0- 1	1- 0				
0- 2	0- 1	0- 0	NEUTRAL	0- 1	0- 0	0- 0				
9- 5	0- 2	0- 0	NON-CONFERENCE	1- 1	0- 1	8- 1				
7- 1	0- 0	0- 0	HOME	0- 0	0- 0	7- 1				
2- 2	0- 1	0- 0	AWAY	1- 0	0- 1	1- 0				
0- 2	0- 1	0- 0	NEUTRAL	0- 1	0- 0	0- 0				
1- 10	0- 5	0- 0	CONFERENCE	1- 4	0- 1	0- 0				
1- 5	0- 3	0- 0	HOME	1- 1	0- 1	0- 0				
0- 5	0- 2	0- 0	AWAY	0- 3	0- 0	0- 0				
0- 0	0- 0	0- 0	NEUTRAL	0- 0	0- 0	0- 0				

RPI 1-25				RPI 26-50				RPI 51-100				RPI 101+ Team's RPI: 140			
RPI	S	Opponent	Score	RPI	S	Opponent	Score	RPI	S	Opponent	Score	RPI	S	Opponent	Score
5	H	LSU	56 66					52	H	Florida	60 81	107	A	Hawaii	63 79
6	A	Tennessee	70 94					57	A	Georgia	63 84	109	H	Missouri	76 85
6	H	Tennessee	65 77					74	A	Arkansas	65 68	216	H	Central Ark.	63 66
8	A	South Carolina	70 99					80	N	Washington St.	65 79	221	H	Louisiana Tech	79 68
15	H	Vanderbilt	74 80					83	A	Alabama	79 93	254	H	Austin Peay	99 69
16	A	Baylor	80 87					89	H	Mississippi St.	87 85	259	H	Southeastern La.	96 69
23	N	West Virginia	56 86					90	A	Tulane	89 66	276	H	Mississippi Val.	72 60
												279	H	La.-Monroe	78 72
												293	H	Tennessee St.	77 61
												294	A	South Ala.	72 56
												297	H	Jacksonville St.	83 62
LAST 12 Division I GAMES:															
57	A	Georgia	63 84	74	A	Arkansas	65 68								
6	H	Tennessee	65 77	15	H	Vanderbilt	74 80								
52	H	Florida	60 81	83	A	Alabama	79 93								
8	A	South Carolina	70 99	6	A	Tennessee	70 94								
5	H	LSU	56 66	109	H	Missouri	76 85								
89	H	Mississippi St.	87 85	254	H	Austin Peay	99 69								

Non-Div I Games:

Ole Miss

■ Loss,
 ■ Non-Conf, S Site,
 ■ Home
 ■ Away
 N Neutral

Average RPI Win:	231	WON-LOST	WINNING	LAST 10	STRENGTH OF	OPP. STRENGTH	TEAM	ADJ.	CONF.	ADJ CONF.
Average RPI Loss:	108	RECORD	PCT. RANK	GAMES	SCHEDULE	OF SCHEDULE	RPI	RPI	RPI	RPI
DIV. I ONLY	12- 10	136	4- 6	142	185	141	141	10	10	
DIV. I NON-CONF.	8- 5	109	2- 1	226	236	169	169	12	12	
TOTALS	RPI 1-25	RPI 26-50	W-L RECORDS	RPI 51-100	RPI 101-150	RPI 150+				
12- 10	0- 1	0- 2	OVERALL	0- 3	2- 1	10- 3				
5- 5	0- 1	0- 1	HOME	0- 2	1- 0	4- 1				
5- 3	0- 0	0- 1	AWAY	0- 0	1- 1	4- 1				
2- 2	0- 0	0- 0	NEUTRAL	0- 1	0- 0	2- 1				
8- 5	0- 1	0- 1	NON-CONFERENCE	0- 1	2- 1	6- 1				
5- 1	0- 1	0- 0	HOME	0- 0	1- 0	4- 0				
1- 2	0- 0	0- 1	AWAY	0- 0	1- 1	0- 0				
2- 2	0- 0	0- 0	NEUTRAL	0- 1	0- 0	2- 1				
4- 5	0- 0	0- 1	CONFERENCE	0- 2	0- 0	4- 2				
0- 4	0- 0	0- 1	HOME	0- 2	0- 0	0- 1				
4- 1	0- 0	0- 0	AWAY	0- 0	0- 0	4- 1				
0- 0	0- 0	0- 0	NEUTRAL	0- 0	0- 0	0- 0				

RPI 1-25				RPI 26-50				RPI 51-100				RPI 101+ Team's RPI: 141			
RPI	S	Opponent	Score	RPI	S	Opponent	Score	RPI	S	Opponent	Score	RPI	S	Opponent	Score
15	H	Vanderbilt	76 87	28	H	Middle Tenn.	55 61	51	H	UTEP	76 85	131	A	Memphis	72 73
				49	A	Chattanooga	56 63	62	H	East Carolina	73 83	133	A	Richmond	53 49
								96	N	Fairfield	54 59	144	H	High Point	58 43
												158	H	FIU	52 63
												172	A	Old Dominion	80 64
												178	A	Tulsa	76 65
												179	A	Fla. Atlantic	94 91
												223	N	Sam Houston St.	70 59
												226	A	North Texas	58 66
												239	H	Arizona	63 53
												262	N	Western Ill.	65 71
												287	H	George Mason	67 64
												295	A	Marshall	63 57
												298	H	Samford	83 50
												308	N	Eastern Ill.	79 46
												318	H	Lipscomb	70 54
LAST 12 Division I GAMES:															
62	H	East Carolina	73 83	178	A	Tulsa	76 65								
179	A	Fla. Atlantic	94 91	295	A	Marshall	63 57								
226	A	North Texas	58 66	51	H	UTEP	76 85								
158	H	FIU	52 63	15	H	Vanderbilt	76 87								
172	A	Old Dominion	80 64	287	H	George Mason	67 64								
28	H	Middle Tenn.	55 61	144	H	High Point	58 43								

Non-Div I Games:

UAB

■ Loss,
 ■ Non-Conf,
 S Site,
 ■ Home
 ■ Away
 N Neutral

Average RPI Win:	257	WON-LOST	WINNING	LAST 10	STRENGTH OF	OPP. STRENGTH	TEAM	ADJ.	CONF.	ADJ CONF.
Average RPI Loss:	137	RECORD	PCT. RANK	GAMES	SCHEDULE	OF SCHEDULE	RPI	RPI	RPI	RPI
DIV. I ONLY	14- 8	93	6- 4	243	261	142	142	26	26	
DIV. I NON-CONF.	8- 3	67	1- 0	195	242	98	98	26	26	
TOTALS	RPI 1-25	RPI 26-50	W-L RECORDS	RPI 51-100	RPI 101-150	RPI 150+				
14- 8	0- 2	0- 0	OVERALL	0- 0	0- 2	14- 4				
7- 3	0- 1	0- 0	HOME	0- 0	0- 1	7- 1				
5- 5	0- 1	0- 0	AWAY	0- 0	0- 1	5- 3				
2- 0	0- 0	0- 0	NEUTRAL	0- 0	0- 0	2- 0				
8- 3	0- 2	0- 0	NON-CONFERENCE	0- 0	0- 0	8- 1				
4- 1	0- 1	0- 0	HOME	0- 0	0- 0	4- 0				
2- 2	0- 1	0- 0	AWAY	0- 0	0- 0	2- 1				
2- 0	0- 0	0- 0	NEUTRAL	0- 0	0- 0	2- 0				
6- 5	0- 0	0- 0	CONFERENCE	0- 0	0- 2	6- 3				
3- 2	0- 0	0- 0	HOME	0- 0	0- 1	3- 1				
3- 3	0- 0	0- 0	AWAY	0- 0	0- 1	3- 2				
0- 0	0- 0	0- 0	NEUTRAL	0- 0	0- 0	0- 0				

RPI 1-25				RPI 26-50				RPI 51-100				RPI 101+ Team's RPI: 142			
RPI	S	Opponent	Score	RPI	S	Opponent	Score	RPI	S	Opponent	Score	RPI	S	Opponent	Score
7	H	Louisville	61 74									114	A	Arkansas St.	75 78
15	A	Vanderbilt	60 85									114	H	Arkansas St.	64 67
												162	A	UALR	51 58
												162	H	UALR	65 39
												165	A	Ball St.	77 85
												166	N	Georgetown	57 55
												187	A	Northern Ky.	74 64
												213	N	Belmont	66 46
												228	H	Texas St.	63 72
												237	H	Georgia St.	80 59
												254	H	Austin Peay	78 75
												264	A	Troy	86 69
												279	A	La.-Monroe	77 73
												280	H	Jackson St.	83 48
												284	H	Morehead St.	65 52
												294	A	South Ala.	65 74
												312	A	Southeast Mo. St.	90 75
												313	H	Murray St.	86 63
												320	A	La.-Lafayette	68 63
												330	H	Texas-Arlington	59 46
LAST 12 Division I GAMES:															
162	A	UALR	51 58	114	H	Arkansas St.	64 67								
114	A	Arkansas St.	75 78	162	H	UALR	65 39								
228	H	Texas St.	63 72	237	H	Georgia St.	80 59								
330	H	Texas-Arlington	59 46	264	A	Troy	86 69								
320	A	La.-Lafayette	68 63	294	A	South Ala.	65 74								
279	A	La.-Monroe	77 73	166	N	Georgetown	57 55								

Non-Div I Games:

Western Ky.

■ Loss,
■ Non-Conf,
■ S Site,
■ H Home
■ A Away
N Neutral

Average RPI Win:	231	WON-LOST	WINNING	LAST 10	STRENGTH OF	OPP. STRENGTH	TEAM	ADJ.	CONF.	ADJ CONF.
Average RPI Loss:	119	RECORD	PCT. RANK	GAMES	SCHEDULE	OF SCHEDULE	RPI	RPI	RPI	RPI
DIV. I ONLY	12- 10	136	7- 3	153	190	143	143	18	18	
DIV. I NON-CONF.	5- 6	173	1- 0	43	195	122	122	17	17	
TOTALS	RPI 1-25	RPI 26-50	W-L RECORDS	RPI 51-100	RPI 101-150	RPI 150+				
12- 10	0- 1	0- 0	OVERALL	0- 4	1- 2	11- 3				
9- 3	0- 0	0- 0	HOME	0- 2	1- 0	8- 1				
3- 7	0- 1	0- 0	AWAY	0- 2	0- 2	3- 2				
0- 0	0- 0	0- 0	NEUTRAL	0- 0	0- 0	0- 0				
5- 6	0- 1	0- 0	NON-CONFERENCE	0- 3	1- 1	4- 1				
4- 1	0- 0	0- 0	HOME	0- 1	1- 0	3- 0				
1- 5	0- 1	0- 0	AWAY	0- 2	0- 1	1- 1				
0- 0	0- 0	0- 0	NEUTRAL	0- 0	0- 0	0- 0				
7- 4	0- 0	0- 0	CONFERENCE	0- 1	0- 1	7- 2				
5- 2	0- 0	0- 0	HOME	0- 1	0- 0	5- 1				
2- 2	0- 0	0- 0	AWAY	0- 0	0- 1	2- 1				
0- 0	0- 0	0- 0	NEUTRAL	0- 0	0- 0	0- 0				

RPI 1-25				RPI 26-50				RPI 51-100				RPI 101+ Team's RPI: 143			
RPI	S	Opponent	Score	RPI	S	Opponent	Score	RPI	S	Opponent	Score	RPI	S	Opponent	Score
7	A	Louisville	49 91					71	H	Wichita St.	68 98	109	H	Missouri	67 53
								73	H	Quinnipiac	65 75	114	A	Arkansas St.	61 79
								74	A	Arkansas	44 78	129	A	Indiana St.	57 74
								98	A	IUPUI	65 76	162	H	UALR	72 68
												175	H	UNI	60 68
												195	H	Drake	89 66
												198	H	Lamar	87 60
												205	A	Loyola Chicago	61 63
												205	H	Loyola Chicago	66 41
												219	A	Illinois St.	75 72
												226	A	North Texas	85 79
												247	A	Eastern Ky.	61 65
												270	A	Bradley	85 56
												270	H	Bradley	78 72
												274	H	Evansville	87 70
												312	H	Southeast Mo. St.	77 66
												334	H	Southern Ill.	76 58
LAST 12 Division I GAMES:															
270	H	Bradley	78 72	175	H	UNI	60 68								
205	H	Loyola Chicago	66 41	195	H	Drake	89 66								
334	H	Southern Ill.	76 58	205	A	Loyola Chicago	61 63								
274	H	Evansville	87 70	270	A	Bradley	85 56								
219	A	Illinois St.	75 72	71	H	Wichita St.	68 98								
129	A	Indiana St.	57 74	226	A	North Texas	85 79								

Non-Div I Games:

Missouri St.

Average RPI Win:	239	WON-LOST	WINNING	LAST 10	STRENGTH OF	OPP. STRENGTH	TEAM	ADJ.	CONF.	ADJ CONF.
Average RPI Loss:	172	RECORD	PCT. RANK	GAMES	SCHEDULE	OF SCHEDULE	RPI	RPI	RPI	RPI
DIV. I ONLY	14- 8	93	9- 1	249	264	144	144	28	28	
DIV. I NON-CONF.	3- 5	225	0- 0	231	61	212	212	30	30	
TOTALS	RPI 1-25	RPI 26-50	W-L RECORDS	RPI 51-100	RPI 101-150	RPI 150+				
14- 8	0- 0	0- 1	OVERALL	0- 1	2- 2	12- 4				
8- 3	0- 0	0- 0	HOME	0- 0	2- 1	6- 2				
6- 5	0- 0	0- 1	AWAY	0- 1	0- 1	6- 2				
0- 0	0- 0	0- 0	NEUTRAL	0- 0	0- 0	0- 0				
3- 5	0- 0	0- 1	NON-CONFERENCE	0- 1	2- 1	1- 2				
2- 1	0- 0	0- 0	HOME	0- 0	2- 0	0- 1				
1- 4	0- 0	0- 1	AWAY	0- 1	0- 1	1- 1				
0- 0	0- 0	0- 0	NEUTRAL	0- 0	0- 0	0- 0				
11- 3	0- 0	0- 0	CONFERENCE	0- 0	0- 1	11- 2				
6- 2	0- 0	0- 0	HOME	0- 0	0- 1	6- 1				
5- 1	0- 0	0- 0	AWAY	0- 0	0- 0	5- 1				
0- 0	0- 0	0- 0	NEUTRAL	0- 0	0- 0	0- 0				

RPI 1-25			RPI 26-50			RPI 51-100			RPI 101+ Team's RPI: 144		
RPI	S	Opponent	Score	RPI	S	Opponent	Score	RPI	S	Opponent	Score
				33	A	North Carolina	71 103	55	A	Virginia	54 73
								116	H	Winthrop	72 79
								135	H	Davidson	100 65
								141	A	UAB	43 58
								147	H	USC Upstate	75 69
								161	A	Liberty	94 89
								161	H	Liberty	75 70
								168	H	Furman	67 76
								196	A	Campbell	76 62
								196	H	Campbell	64 59
								243	A	Gardner-Webb	81 77
								251	A	Coastal Caro.	75 83
								251	H	Coastal Caro.	81 73
								273	A	UNC Asheville	71 66
								278	A	William & Mary	61 60
								303	A	UNC Greensboro	76 81
								306	H	Charleston So.	53 56
								309	H	Presbyterian	75 64
								327	A	Longwood	81 65
								327	H	Longwood	68 54
								335	H	Radford	73 62
LAST 12 Division I GAMES:											
251	H	Coastal Caro.	81 73	273	A	UNC Asheville	71 66				
196	H	Campbell	64 59	306	H	Charleston So.	53 56				
161	A	Liberty	94 89	309	H	Presbyterian	75 64				
327	A	Longwood	81 65	196	A	Campbell	76 62				
335	H	Radford	73 62	251	A	Coastal Caro.	75 83				
243	A	Gardner-Webb	81 77	161	H	Liberty	75 70				

Non-Div I Games: Newberry 79 58

High Point

■ Loss,
 ■ Non-Conf, S Site,
 ■ Home
 ■ Away
 N Neutral

San Francisco

Through Games Of Feb. 9, 2014

Average RPI Win:	190	WON-LOST	WINNING	LAST 10	STRENGTH OF	OPP. STRENGTH	TEAM	ADJ.	CONF.	ADJ CONF.
Average RPI Loss:	115	RECORD	PCT. RANK	GAMES	SCHEDULE	OF SCHEDULE	RPI	RPI	RPI	RPI
DIV. I ONLY	9- 15	249	2- 8	64	159	145	145	8	8	
DIV. I NON-CONF.	5- 6	173	0- 0	189	293	190	190	8	8	
TOTALS	RPI 1-25	RPI 26-50	W-L RECORDS	RPI 51-100	RPI 101-150	RPI 150+				
9- 15	0- 0	1- 4	OVERALL	0- 5	1- 1	7- 5				
2- 8	0- 0	1- 2	HOME	0- 2	0- 1	1- 3				
6- 7	0- 0	0- 2	AWAY	0- 3	1- 0	5- 2				
1- 0	0- 0	0- 0	NEUTRAL	0- 0	0- 0	1- 0				
5- 6	0- 0	0- 0	NON-CONFERENCE	0- 2	0- 0	5- 4				
1- 3	0- 0	0- 0	HOME	0- 0	0- 0	1- 3				
3- 3	0- 0	0- 0	AWAY	0- 2	0- 0	3- 1				
1- 0	0- 0	0- 0	NEUTRAL	0- 0	0- 0	1- 0				
4- 9	0- 0	1- 4	CONFERENCE	0- 3	1- 1	2- 1				
1- 5	0- 0	1- 2	HOME	0- 2	0- 1	0- 0				
3- 4	0- 0	0- 2	AWAY	0- 1	1- 0	2- 1				
0- 0	0- 0	0- 0	NEUTRAL	0- 0	0- 0	0- 0				

RPI 1-25				RPI 26-50				RPI 51-100				RPI 101+				Team's RPI: 145	
RPI	S	Opponent	Score	RPI	S	Opponent	Score	RPI	S	Opponent	Score	RPI	S	Opponent	Score		
				26	A	Gonzaga	66 101	54	A	BYU	47 81	132	A	Portland	74 73		
				26	H	Gonzaga	40 68	54	H	BYU	66 73	132	H	Portland	72 82		
				30	H	St. Mary's (CA)	67 86	56	A	Fordham	66 80	152	H	Bakersfield	70 85		
				38	A	San Diego	58 76	82	A	Cal Poly	65 76	154	N	UC Davis	69 67		
				38	H	San Diego	78 74	87	H	Pacific	67 80	157	H	Long Beach St.	82 85		
												164	A	Fresno St.	76 47		
												206	A	Boise St.	76 70		
												225	H	UNLV	62 61		
												229	A	Loyola Marymount	80 76		
												248	A	Santa Clara	72 81		
												253	A	Pepperdine	77 61		
												269	A	San Jose St.	79 98		
												310	A	Columbia	83 69		
												319	H	UMKC	62 70		
LAST 12 Division I GAMES:																	
				54	H	BYU	66 73	132	H	Portland	72 82						
				38	H	San Diego	78 74	26	H	Gonzaga	40 68						
				26	A	Gonzaga	66 101	30	H	St. Mary's (CA)	67 86						
				132	A	Portland	74 73	87	H	Pacific	67 80						
				38	A	San Diego	58 76	253	A	Pepperdine	77 61						
				54	A	BYU	47 81	229	A	Loyola Marymount	80 76						

Non-Div I Games:

San Francisco

■ Loss,
 ■ Non-Conf,
 ■ S Site,
 ■ Home
 ■ A Away
 N Neutral

Holy Cross

Through Games Of Feb. 9, 2014

Average RPI Win:	214	WON-LOST	WINNING	LAST 10	STRENGTH OF	OPP. STRENGTH	TEAM	ADJ.	CONF.	ADJ CONF.
Average RPI Loss:	102	RECORD	PCT. RANK	GAMES	SCHEDULE	OF SCHEDULE	RPI	RPI	RPI	RPI
DIV. I ONLY	14- 9	105	4- 6	214	118	146	146	11	11	
DIV. I NON-CONF.	8- 3	67	0- 0	299	125	138	138	11	11	
TOTALS	RPI 1-25	RPI 26-50	W-L RECORDS	RPI 51-100	RPI 101-150	RPI 150+				
14- 9	0- 0	0- 1	OVERALL	1- 4	2- 3	11- 1				
8- 5	0- 0	0- 0	HOME	1- 3	1- 2	6- 0				
5- 4	0- 0	0- 1	AWAY	0- 1	1- 1	4- 1				
1- 0	0- 0	0- 0	NEUTRAL	0- 0	0- 0	1- 0				
8- 3	0- 0	0- 1	NON-CONFERENCE	1- 2	0- 0	7- 0				
5- 1	0- 0	0- 0	HOME	1- 1	0- 0	4- 0				
2- 2	0- 0	0- 1	AWAY	0- 1	0- 0	2- 0				
1- 0	0- 0	0- 0	NEUTRAL	0- 0	0- 0	1- 0				
6- 6	0- 0	0- 0	CONFERENCE	0- 2	2- 3	4- 1				
3- 4	0- 0	0- 0	HOME	0- 2	1- 2	2- 0				
3- 2	0- 0	0- 0	AWAY	0- 0	1- 1	2- 1				
0- 0	0- 0	0- 0	NEUTRAL	0- 0	0- 0	0- 0				

RPI S	Opponent	Score	RPI S	Opponent	Score	RPI S	Opponent	Score	RPI S	Opponent	Score	Team's RPI: 146
48	A Iowa St.	50	72	56	H Fordham	49	75	117	A American	63	60	
				63	H Navy	53	60	117	H American	53	58	
				73	H Quinnipiac	84	71	120	H Lafayette	75	68	
				81	H Army	57	70	124	A Bucknell	79	82	
				99	A Boston College	60	77	124	H Bucknell	79	83	
								185	H Northeastern	70	62	
								186	H Boston U.	69	59	
								208	A Colgate	70	65	
								208	H Colgate	79	56	
								210	A Lehigh	82	87	
								215	N Saint Louis	51	49	
								240	H Bryant	75	55	
								260	A Loyola Maryland	80	65	
								283	H Massachusetts	76	54	
								286	A Manhattan	74	58	
								292	H Dartmouth	84	59	
								326	A UMass Lowell	92	69	
LAST 12 Division I GAMES:												
124	A Bucknell	79	82	210	A Lehigh	82	87					
208	H Colgate	79	56	81	H Army	57	70					
117	H American	53	58	124	H Bucknell	79	83					
260	A Loyola Maryland	80	65	208	A Colgate	70	65					
63	H Navy	53	60	117	A American	63	60					
120	H Lafayette	75	68	186	H Boston U.	69	59					

Non-Div I Games:

Holy Cross

■ Loss,
 ■ Non-Conf,
 ■ S Site,
 ■ H Home
 ■ A Away
 N Neutral

Average RPI Win:	277	WON-LOST	WINNING	LAST 10	STRENGTH OF	OPP. STRENGTH	TEAM	ADJ.	CONF.	ADJ CONF.
Average RPI Loss:	94	RECORD	PCT. RANK	GAMES	SCHEDULE	OF SCHEDULE	RPI	RPI	RPI	RPI
DIV. I ONLY	10- 11	180	6- 4	147	222	147	147	22	22	
DIV. I NON-CONF.	4- 6	210	1- 0	118	186	142	142	21	21	
TOTALS	RPI 1-25	RPI 26-50	W-L RECORDS	RPI 51-100	RPI 101-150	RPI 150+				
10- 11	0- 1	0- 1	OVERALL	0- 4	0- 4	10- 1				
4- 4	0- 0	0- 0	HOME	0- 2	0- 1	4- 1				
6- 7	0- 1	0- 1	AWAY	0- 2	0- 3	6- 0				
0- 0	0- 0	0- 0	NEUTRAL	0- 0	0- 0	0- 0				
4- 6	0- 1	0- 1	NON-CONFERENCE	0- 0	0- 4	4- 0				
1- 1	0- 0	0- 0	HOME	0- 0	0- 1	1- 0				
3- 5	0- 1	0- 1	AWAY	0- 0	0- 3	3- 0				
0- 0	0- 0	0- 0	NEUTRAL	0- 0	0- 0	0- 0				
6- 5	0- 0	0- 0	CONFERENCE	0- 4	0- 0	6- 1				
3- 3	0- 0	0- 0	HOME	0- 2	0- 0	3- 1				
3- 2	0- 0	0- 0	AWAY	0- 2	0- 0	3- 0				
0- 0	0- 0	0- 0	NEUTRAL	0- 0	0- 0	0- 0				

RPI 1-25				RPI 26-50				RPI 51-100				RPI 101+ Team's RPI: 147			
RPI	S	Opponent	Score	RPI	S	Opponent	Score	RPI	S	Opponent	Score	RPI	S	Opponent	Score
4	A	Duke	40 123	39	A	Indiana	38 87	67	A	Stetson	64 78	108	A	George Washington	56 83
								67	H	Stetson	66 79	111	A	Virginia Tech	61 65
								77	A	FGCU	45 72	144	A	High Point	69 75
								77	H	FGCU	69 76	149	H	Col. of Charleston	71 75
												168	A	Furman	65 55
												187	H	Northern Ky.	60 76
												209	A	Jacksonville	66 58
												233	H	Mercer	63 62
												268	A	East Tenn. St.	63 62
												273	A	UNC Asheville	67 66
												314	H	Kennesaw St.	72 64
												318	H	Lipscomb	92 69
												322	H	South Carolina St.	58 57
												329	A	UMES	87 83
												337	A	North Florida	62 51
LAST 12 Division I GAMES:															
				77	H	FGCU	69 76	268	A	East Tenn. St.	63 62				
				67	H	Stetson	66 79	77	A	FGCU	45 72				
				209	A	Jacksonville	66 58	67	A	Stetson	64 78				
				337	A	North Florida	62 51	318	H	Lipscomb	92 69				
				314	H	Kennesaw St.	72 64	187	H	Northern Ky.	60 76				
				233	H	Mercer	63 62	168	A	Furman	65 55				

Non-Div I Games: Converse 75 36

USC Upstate

■ Loss,
 ■ Non-Conf,
 ■ S Site,
 ■ Home
 ■ A Away
 N Neutral

Average RPI Win:	189	WON-LOST	WINNING	LAST 10	STRENGTH OF	OPP. STRENGTH	TEAM	ADJ.	CONF.	ADJ CONF.
Average RPI Loss:	61	RECORD	PCT. RANK	GAMES	SCHEDULE	OF SCHEDULE	RPI	RPI	RPI	RPI
DIV. I ONLY	9- 15	249	2- 8	57	42	148	148	3	3	
DIV. I NON-CONF.	7- 6	142	0- 1	159	130	160	160	3	3	
TOTALS	RPI 1-25	RPI 26-50	W-L RECORDS	RPI 51-100	RPI 101-150	RPI 150+				
9- 15	0- 3	1- 7	OVERALL	2- 4	2- 0	4- 1				
6- 6	0- 2	0- 3	HOME	1- 1	1- 0	4- 0				
2- 7	0- 0	1- 3	AWAY	1- 3	0- 0	0- 1				
1- 2	0- 1	0- 1	NEUTRAL	0- 0	1- 0	0- 0				
7- 6	0- 1	0- 2	NON-CONFERENCE	1- 2	2- 0	4- 1				
6- 0	0- 0	0- 0	HOME	1- 0	1- 0	4- 0				
0- 4	0- 0	0- 1	AWAY	0- 2	0- 0	0- 1				
1- 2	0- 1	0- 1	NEUTRAL	0- 0	1- 0	0- 0				
2- 9	0- 2	1- 5	CONFERENCE	1- 2	0- 0	0- 0				
0- 6	0- 2	0- 3	HOME	0- 1	0- 0	0- 0				
2- 3	0- 0	1- 2	AWAY	1- 1	0- 0	0- 0				
0- 0	0- 0	0- 0	NEUTRAL	0- 0	0- 0	0- 0				

RPI 1-25				RPI 26-50				RPI 51-100				RPI 101+ Team's RPI: 148			
RPI	S	Opponent	Score	RPI	S	Opponent	Score	RPI	S	Opponent	Score	RPI	S	Opponent	Score
9	H	Purdue	68 80	33	N	North Carolina	51 87	57	A	Georgia	60 82	114	N	Arkansas St.	70 54
11	H	Penn St.	76 82	39	H	Indiana	58 77	75	A	Northwestern	76 74	134	H	Seton Hall	71 70
22	N	Arizona St.	60 84	40	A	Georgia Tech	69 93	84	A	Colorado	56 79	270	A	Bradley	92 98
				41	A	Minnesota	61 66	85	A	Michigan	60 69	276	H	Mississippi Val.	93 70
				42	H	Nebraska	56 75	94	H	Wisconsin	64 76	311	H	Alcorn	112 28
				43	A	Michigan St.	61 51	95	H	UT Martin	77 62	321	H	Valparaiso	87 59
				43	H	Michigan St.	53 69					334	H	Southern Ill.	78 43
				47	A	Ohio St.	64 90								
LAST 12 Division I GAMES:															
41	A	Minnesota	61 66	85	A	Michigan	60 69								
43	H	Michigan St.	53 69	75	A	Northwestern	76 74								
39	H	Indiana	58 77	42	H	Nebraska	56 75								
47	A	Ohio St.	64 90	11	H	Penn St.	76 82								
9	H	Purdue	68 80	94	H	Wisconsin	64 76								
43	A	Michigan St.	61 51	57	A	Georgia	60 82								

Non-Div I Games:

Illinois

Average RPI Win:	210	WON-LOST	WINNING	LAST 10	STRENGTH OF	OPP. STRENGTH	TEAM	ADJ.	CONF.	ADJ CONF.
Average RPI Loss:	133	RECORD	PCT. RANK	GAMES	SCHEDULE	OF SCHEDULE	RPI	RPI	RPI	RPI
DIV. I ONLY	12- 11	151	5- 5	173	144	149	149	12	12	
DIV. I NON-CONF.	7- 6	142	0- 2	142	205	135	135	10	10	
TOTALS	RPI 1-25	RPI 26-50	W-L RECORDS	RPI 51-100	RPI 101-150	RPI 150+				
12- 11	0- 2	0- 1	OVERALL	1- 1	3- 3	8- 4				
7- 3	0- 0	0- 0	HOME	1- 1	2- 0	4- 2				
3- 8	0- 2	0- 1	AWAY	0- 0	1- 3	2- 2				
2- 0	0- 0	0- 0	NEUTRAL	0- 0	0- 0	2- 0				
7- 6	0- 2	0- 0	NON-CONFERENCE	1- 1	1- 2	5- 1				
4- 1	0- 0	0- 0	HOME	1- 1	0- 0	3- 0				
1- 5	0- 2	0- 0	AWAY	0- 0	1- 2	0- 1				
2- 0	0- 0	0- 0	NEUTRAL	0- 0	0- 0	2- 0				
5- 5	0- 0	0- 1	CONFERENCE	0- 0	2- 1	3- 3				
3- 2	0- 0	0- 0	HOME	0- 0	2- 0	1- 2				
2- 3	0- 0	0- 1	AWAY	0- 0	0- 1	2- 1				
0- 0	0- 0	0- 0	NEUTRAL	0- 0	0- 0	0- 0				

RPI 1-25				RPI 26-50				RPI 51-100				RPI 101+ Team's RPI: 149			
RPI	S	Opponent	Score	RPI	S	Opponent	Score	RPI	S	Opponent	Score	RPI	S	Opponent	Score
8	A	South Carolina	54 81	44	A	James Madison	59 92	62	H	East Carolina	55 64	110	A	Drexel	55 68
24	A	Maryland	51 103					86	H	South Fla.	71 64	110	H	Drexel	71 65
												116	A	Winthrop	49 67
												125	H	Delaware	68 66
												133	A	Richmond	73 80
												147	A	USC Upstate	75 71
												159	A	Hofstra	62 59
												185	A	Northeastern	90 74
												185	H	Northeastern	53 61
												197	H	Towson	60 64
												251	N	Coastal Caro.	80 62
												252	N	Howard	79 68
												278	A	William & Mary	76 81
												278	H	William & Mary	101 65
												287	H	George Mason	66 64
												303	A	UNC Greensboro	56 64
												314	H	Kennesaw St.	87 66
												322	H	South Carolina St.	70 56
LAST 12 Division I GAMES:															
185	H	Northeastern	53 61	185	A	Northeastern	90 74								
110	H	Drexel	71 65	159	A	Hofstra	62 59								
278	A	William & Mary	76 81	278	H	William & Mary	101 65								
44	A	James Madison	59 92	110	A	Drexel	55 68								
125	H	Delaware	68 66	62	H	East Carolina	55 64								
197	H	Towson	60 64	24	A	Maryland	51 103								

Non-Div I Games:

Col. of Charleston

■ Loss,
■ Non-Conf,
■ S Site,
■ H Home
■ A Away
N Neutral

Average RPI Win:	191	WON-LOST	WINNING	LAST 10	STRENGTH OF	OPP. STRENGTH	TEAM	ADJ.	CONF.	ADJ CONF.
Average RPI Loss:	121	RECORD	PCT. RANK	GAMES	SCHEDULE	OF SCHEDULE	RPI	RPI	RPI	RPI
DIV. I ONLY	10- 10	161	6- 4	90	180	150	150	15	15	
DIV. I NON-CONF.	3- 5	225	0- 0	24	104	161	161	18	18	
TOTALS	RPI 1-25	RPI 26-50	W-L RECORDS	RPI 51-100	RPI 101-150	RPI 150+				
10- 10	0- 0	0- 2	OVERALL	1- 1	2- 5	7- 2				
9- 2	0- 0	0- 0	HOME	1- 1	2- 0	6- 1				
1- 6	0- 0	0- 1	AWAY	0- 0	0- 4	1- 1				
0- 2	0- 0	0- 1	NEUTRAL	0- 0	0- 1	0- 0				
3- 5	0- 0	0- 2	NON-CONFERENCE	1- 1	0- 2	2- 0				
3- 1	0- 0	0- 0	HOME	1- 1	0- 0	2- 0				
0- 2	0- 0	0- 1	AWAY	0- 0	0- 1	0- 0				
0- 2	0- 0	0- 1	NEUTRAL	0- 0	0- 1	0- 0				
7- 5	0- 0	0- 0	CONFERENCE	0- 0	2- 3	5- 2				
6- 1	0- 0	0- 0	HOME	0- 0	2- 0	4- 1				
1- 4	0- 0	0- 0	AWAY	0- 0	0- 3	1- 1				
0- 0	0- 0	0- 0	NEUTRAL	0- 0	0- 0	0- 0				

RPI 1-25			RPI 26-50			RPI 51-100			RPI 101+ Team's RPI: 150		
RPI	S	Opponent	Score	RPI	S	Opponent	Score	RPI	S	Opponent	Score
				26	A	Gonzaga	58 78	70	H	SMU	70 75
				48	N	Iowa St.	60 88	79	H	Idaho	85 84
LAST 12 Division I GAMES:											
130	H	Montana	71 61	300	H	Northern Ariz.	92 68	101	H	Sacramento St.	78 65
198	H	Montana St.	81 66	198	A	Montana St.	74 78	104	A	North Dakota	60 82
218	A	Northern Colo.	52 51	130	A	Montana	64 81	115	N	Butler	51 74
104	A	North Dakota	60 82	170	H	Idaho St.	67 55	128	A	Southern Utah	61 62
128	A	Southern Utah	61 62	316	H	Weber St.	78 67	130	A	Montana	64 81
101	H	Sacramento St.	78 65	261	H	Portland St.	74 86	130	H	Montana	71 61
								132	A	Portland	65 68
								170	H	Idaho St.	67 55
								189	H	Cal St. Northridge	73 53
								198	A	Montana St.	74 78
								198	H	Montana St.	81 66
								206	H	Boise St.	81 66
								218	A	Northern Colo.	52 51
								261	H	Portland St.	74 86
								300	H	Northern Ariz.	92 68
								316	H	Weber St.	78 67

Non-Div I Games: Northwest (WA) 90 48

Eastern Wash.

■ Loss,
 ■ Non-Conf,
 ■ S Site,
 ■ H Home
 ■ A Away
 N Neutral

Average RPI Win:	208	WON-LOST	WINNING	LAST 10	STRENGTH OF	OPP. STRENGTH	TEAM	ADJ.	CONF.	ADJ CONF.
Average RPI Loss:	72	RECORD	PCT. RANK	GAMES	SCHEDULE	OF SCHEDULE	RPI	RPI	RPI	RPI
DIV. I ONLY	10- 12	197	3- 7	108	75	151	151	5	5	
DIV. I NON-CONF.	7- 4	95	1- 0	240	245	172	172	4	4	
TOTALS	RPI 1-25	RPI 26-50	W-L RECORDS	RPI 51-100	RPI 101-150	RPI 150+				
10- 12	0- 3	0- 1	OVERALL	3- 5	0- 2	7- 1				
7- 4	0- 3	0- 1	HOME	1- 0	0- 0	6- 0				
3- 6	0- 0	0- 0	AWAY	2- 5	0- 0	1- 1				
0- 2	0- 0	0- 0	NEUTRAL	0- 0	0- 2	0- 0				
7- 4	0- 0	0- 1	NON-CONFERENCE	1- 0	0- 2	6- 1				
5- 1	0- 0	0- 1	HOME	0- 0	0- 0	5- 0				
2- 1	0- 0	0- 0	AWAY	1- 0	0- 0	1- 1				
0- 2	0- 0	0- 0	NEUTRAL	0- 0	0- 2	0- 0				
3- 8	0- 3	0- 0	CONFERENCE	2- 5	0- 0	1- 0				
2- 3	0- 3	0- 0	HOME	1- 0	0- 0	1- 0				
1- 5	0- 0	0- 0	AWAY	1- 5	0- 0	0- 0				
0- 0	0- 0	0- 0	NEUTRAL	0- 0	0- 0	0- 0				

RPI	S	Opponent	Score	RPI	S	Opponent	Score	RPI	S	Opponent	Score	RPI	S	Opponent	Score	Team's RPI: 151
2	H	Stanford	61 87	42	H	Nebraska	69 75	53	A	Southern California	47 55	103	N	Marquette	65 72	
18	H	California	59 68					54	A	BYU	82 74	115	N	Butler	54 66	
22	H	Arizona St.	62 65					72	A	Oregon	71 93	167	H	Nevada	61 57	
								76	A	UCLA	38 55	188	A	Utah St.	61 77	
								80	A	Washington St.	59 57	225	A	UNLV	66 59	
								84	A	Colorado	45 61	239	H	Arizona	60 57	
								84	H	Colorado	58 55	285	H	Denver	73 56	
								92	A	Washington	52 53	298	H	Samford	69 49	
												307	H	UC Santa Barbara	66 57	
												342	H	Utah Valley	81 70	
LAST 12 Division I GAMES:																
72	A	Oregon	71 93	92	A	Washington	52 53									
84	A	Colorado	45 61	18	H	California	59 68									
84	H	Colorado	58 55	2	H	Stanford	61 87									
239	H	Arizona	60 57	53	A	Southern California	47 55									
22	H	Arizona St.	62 65	76	A	UCLA	38 55									
80	A	Washington St.	59 57	307	H	UC Santa Barbara	66 57									

Non-Div I Games:

Utah

■ Loss,
■ Non-Conf,
■ S Site,
■ H Home
■ A Away
N Neutral

Bakersfield

Through Games Of Feb. 9, 2014

Average RPI Win:	257	WON-LOST	WINNING	LAST 10	STRENGTH OF	OPP. STRENGTH	TEAM	ADJ.	CONF.	ADJ CONF.
Average RPI Loss:	121	RECORD	PCT. RANK	GAMES	SCHEDULE	OF SCHEDULE	RPI	RPI	RPI	RPI
DIV. I ONLY	11- 8	121	8- 2	270	255	152	152	29	29	
DIV. I NON-CONF.	4- 6	210	2- 0	245	101	187	187	28	28	
TOTALS	RPI 1-25	RPI 26-50	W-L RECORDS	RPI 51-100	RPI 101-150	RPI 150+				
11- 8	0- 1	0- 1	OVERALL	0- 3	1- 0	10- 3				
6- 1	0- 0	0- 0	HOME	0- 1	0- 0	6- 0				
5- 7	0- 1	0- 1	AWAY	0- 2	1- 0	4- 3				
0- 0	0- 0	0- 0	NEUTRAL	0- 0	0- 0	0- 0				
4- 6	0- 1	0- 1	NON-CONFERENCE	0- 2	1- 0	3- 2				
2- 0	0- 0	0- 0	HOME	0- 0	0- 0	2- 0				
2- 6	0- 1	0- 1	AWAY	0- 2	1- 0	1- 2				
0- 0	0- 0	0- 0	NEUTRAL	0- 0	0- 0	0- 0				
7- 2	0- 0	0- 0	CONFERENCE	0- 1	0- 0	7- 1				
4- 1	0- 0	0- 0	HOME	0- 1	0- 0	4- 0				
3- 1	0- 0	0- 0	AWAY	0- 0	0- 0	3- 1				
0- 0	0- 0	0- 0	NEUTRAL	0- 0	0- 0	0- 0				

RPI 1-25				RPI 26-50				RPI 51-100				RPI 101+ Team's RPI: 152			
RPI	S	Opponent	Score	RPI	S	Opponent	Score	RPI	S	Opponent	Score	RPI	S	Opponent	Score
18	A	California	51 70	34	A	Oregon St.	49 80	72	A	Oregon	91 131	145	A	San Francisco	85 70
								79	H	Idaho	69 96	156	A	Grand Canyon	64 78
								82	A	Cal Poly	54 63	156	H	Grand Canyon	77 70
												189	A	Cal St. Northridge	74 73
												225	A	UNLV	74 76
												234	H	Tex.-Pan American	82 74
												235	H	Seattle	80 78
												244	H	Houston Baptist	81 61
												282	H	New Mexico St.	86 63
												299	A	UC Riverside	66 85
												319	A	UMKC	87 80
												338	H	Neb. Omaha	69 65
												342	A	Utah Valley	61 59
												346	A	Chicago St.	90 59
LAST 12 Division I GAMES:															
156	H	Grand Canyon	77 70	235	H	Seattle	80 78								
234	H	Tex.-Pan American	82 74	156	A	Grand Canyon	64 78								
282	H	New Mexico St.	86 63	342	A	Utah Valley	61 59								
319	A	UMKC	87 80	189	A	Cal St. Northridge	74 73								
346	A	Chicago St.	90 59	244	H	Houston Baptist	81 61								
79	H	Idaho	69 96	18	A	California	51 70								

Non-Div I Games: Fresno Pacific 81 49 Concordia (CA) 84 79

Bakersfield

Loss, Non-Conf, S Site, H Home A Away N Neutral

Average RPI Win:	266	WON-LOST	WINNING	LAST 10	STRENGTH OF	OPP. STRENGTH	TEAM	ADJ.	CONF.	ADJ CONF.
Average RPI Loss:	96	RECORD	PCT. RANK	GAMES	SCHEDULE	OF SCHEDULE	RPI	RPI	RPI	RPI
DIV. I ONLY	9- 11	204	7- 3	131	223	153	153	24	24	
DIV. I NON-CONF.	1- 9	326	0- 3	85	54	278	278	25	25	
TOTALS	RPI 1-25	RPI 26-50	W-L RECORDS	RPI 51-100	RPI 101-150	RPI 150+				
9- 11	0- 1	0- 2	OVERALL	1- 5	0- 1	8- 2				
4- 3	0- 0	0- 0	HOME	0- 1	0- 1	4- 1				
5- 7	0- 1	0- 2	AWAY	1- 3	0- 0	4- 1				
0- 1	0- 0	0- 0	NEUTRAL	0- 1	0- 0	0- 0				
1- 9	0- 1	0- 2	NON-CONFERENCE	0- 3	0- 1	1- 2				
1- 2	0- 0	0- 0	HOME	0- 0	0- 1	1- 1				
0- 6	0- 1	0- 2	AWAY	0- 2	0- 0	0- 1				
0- 1	0- 0	0- 0	NEUTRAL	0- 1	0- 0	0- 0				
8- 2	0- 0	0- 0	CONFERENCE	1- 2	0- 0	7- 0				
3- 1	0- 0	0- 0	HOME	0- 1	0- 0	3- 0				
5- 1	0- 0	0- 0	AWAY	1- 1	0- 0	4- 0				
0- 0	0- 0	0- 0	NEUTRAL	0- 0	0- 0	0- 0				

RPI 1-25				RPI 26-50				RPI 51-100				RPI 101+ Team's RPI: 153			
RPI	S	Opponent	Score	RPI	S	Opponent	Score	RPI	S	Opponent	Score	RPI	S	Opponent	Score
23	A	West Virginia	56 88	33	A	North Carolina	51 91	55	A	Virginia	45 70	117	H	American	42 64
				40	A	Georgia Tech	57 79	83	N	Alabama	60 82	163	H	Savannah St.	68 53
								91	A	Miami (FL)	58 63	197	H	Towson	59 66
								93	A	Hampton	52 80	236	A	Robert Morris	60 85
								93	H	Hampton	75 83	271	A	N.C. Central	67 58
								99	A	N.C. A&T	59 50	288	A	Delaware St.	80 75
												288	H	Delaware St.	81 54
												291	A	Norfolk St.	71 52
												322	H	South Carolina St.	62 49
												329	A	UMES	80 64
												344	H	UMBC	78 62
LAST 12 Division I GAMES:															
329	A	UMES	80 64	93	A	Hampton	52 80								
288	H	Delaware St.	81 54	322	H	South Carolina St.	62 49								
93	H	Hampton	75 83	163	H	Savannah St.	68 53								
99	A	N.C. A&T	59 50	197	H	Towson	59 66								
271	A	N.C. Central	67 58	83	N	Alabama	60 82								
291	A	Norfolk St.	71 52	55	A	Virginia	45 70								

Non-Div I Games: Cheyney 75 43 Virginia Union 71 69

Coppin St.

Loss, Non-Conf, S Site, H Home A Away N Neutral

Average RPI Win:	232	WON-LOST	WINNING	LAST 10	STRENGTH OF	OPP. STRENGTH	TEAM	ADJ.	CONF.	ADJ CONF.
Average RPI Loss:	94	RECORD	PCT. RANK	GAMES	SCHEDULE	OF SCHEDULE	RPI	RPI	RPI	RPI
DIV. I ONLY	9- 12	213	5- 4	124	106	154	154	16	16	
DIV. I NON-CONF.	4- 8	242	1- 1	50	38	157	157	14	14	
TOTALS	RPI 1-25	RPI 26-50	W-L RECORDS	RPI 51-100	RPI 101-150	RPI 150+				
9- 12	0- 2	0- 1	OVERALL	0- 3	1- 3	8- 3				
4- 4	0- 0	0- 0	HOME	0- 2	0- 1	4- 1				
4- 7	0- 2	0- 1	AWAY	0- 1	0- 1	4- 2				
1- 1	0- 0	0- 0	NEUTRAL	0- 0	1- 1	0- 0				
4- 8	0- 2	0- 1	NON-CONFERENCE	0- 2	1- 2	3- 1				
2- 2	0- 0	0- 0	HOME	0- 1	0- 1	2- 0				
1- 5	0- 2	0- 1	AWAY	0- 1	0- 0	1- 1				
1- 1	0- 0	0- 0	NEUTRAL	0- 0	1- 1	0- 0				
5- 4	0- 0	0- 0	CONFERENCE	0- 1	0- 1	5- 2				
2- 2	0- 0	0- 0	HOME	0- 1	0- 0	2- 1				
3- 2	0- 0	0- 0	AWAY	0- 0	0- 1	3- 1				
0- 0	0- 0	0- 0	NEUTRAL	0- 0	0- 0	0- 0				

RPI 1-25				RPI 26-50				RPI 51-100				RPI 101+ Team's RPI: 154			
RPI	S	Opponent	Score	RPI	S	Opponent	Score	RPI	S	Opponent	Score	RPI	S	Opponent	Score
2	A	Stanford	48 66	30	A	St. Mary's (CA)	71 88	53	H	Southern California	55 64	101	H	Sacramento St.	78 84
3	A	UConn	37 97					82	H	Cal Poly	72 81	107	A	Hawaii	50 64
								87	A	Pacific	78 86	122	N	Akron	71 58
												145	N	San Francisco	67 69
												157	H	Long Beach St.	63 60
												159	A	Hofstra	57 76
												173	A	UC Irvine	73 79
												189	A	Cal St. Northridge	82 74
												189	H	Cal St. Northridge	52 56
												244	H	Houston Baptist	63 58
												248	A	Santa Clara	75 70
												255	A	Cal St. Fullerton	69 67
												269	H	San Jose St.	95 61
												299	A	UC Riverside	77 67
												307	H	UC Santa Barbara	82 70
LAST 12 Division I GAMES:															
173	A	UC Irvine	73 79	299	A	UC Riverside	77 67								
189	A	Cal St. Northridge	82 74	157	H	Long Beach St.	63 60								
307	H	UC Santa Barbara	82 70	189	H	Cal St. Northridge	52 56								
82	H	Cal Poly	72 81	101	H	Sacramento St.	78 84								
107	A	Hawaii	50 64	244	H	Houston Baptist	63 58								
255	A	Cal St. Fullerton	69 67	248	A	Santa Clara	75 70								

Non-Div I Games: Simpson (CA) 78 46

UC Davis

■ Loss,
 ■ Non-Conf,
 ■ S Site,
 ■ Home
 ■ A Away
 N Neutral

Average RPI Win:	229	WON-LOST	WINNING	LAST 10	STRENGTH OF	OPP. STRENGTH	TEAM	ADJ.	CONF.	ADJ CONF.
Average RPI Loss:	114	RECORD	PCT. RANK	GAMES	SCHEDULE	OF SCHEDULE	RPI	RPI	RPI	RPI
DIV. I ONLY	9- 12	213	3- 6	93	169	155	155	10	10	
DIV. I NON-CONF.	6- 6	148	1- 1	153	272	166	166	12	12	
TOTALS	RPI 1-25	RPI 26-50	W-L RECORDS	RPI 51-100	RPI 101-150	RPI 150+				
9- 12	0- 1	0- 3	OVERALL	0- 3	0- 1	9- 4				
5- 4	0- 0	0- 1	HOME	0- 1	0- 0	5- 2				
3- 8	0- 1	0- 2	AWAY	0- 2	0- 1	3- 2				
1- 0	0- 0	0- 0	NEUTRAL	0- 0	0- 0	1- 0				
6- 6	0- 1	0- 1	NON-CONFERENCE	0- 1	0- 0	6- 3				
3- 2	0- 0	0- 0	HOME	0- 0	0- 0	3- 2				
2- 4	0- 1	0- 1	AWAY	0- 1	0- 0	2- 1				
1- 0	0- 0	0- 0	NEUTRAL	0- 0	0- 0	1- 0				
3- 6	0- 0	0- 2	CONFERENCE	0- 2	0- 1	3- 1				
2- 2	0- 0	0- 1	HOME	0- 1	0- 0	2- 0				
1- 4	0- 0	0- 1	AWAY	0- 1	0- 1	1- 1				
0- 0	0- 0	0- 0	NEUTRAL	0- 0	0- 0	0- 0				

RPI 1-25				RPI 26-50				RPI 51-100				RPI 101+ Team's RPI: 155			
RPI	S	Opponent	Score	RPI	S	Opponent	Score	RPI	S	Opponent	Score	RPI	S	Opponent	Score
16	A	Baylor	46 79	28	A	Middle Tenn.	54 65	62	A	East Carolina	47 53	121	A	Charlotte	53 58
				43	A	Michigan St.	68 81	84	A	Colorado	58 75	158	A	FIU	59 41
				50	H	Southern Miss.	58 74	90	H	Tulane	55 62	179	A	Fla. Atlantic	69 97
												192	H	Southern U.	77 64
												193	H	Texas Southern	61 54
												198	A	Lamar	67 64
												211	A	McNeese St.	54 65
												221	H	Louisiana Tech	82 68
												223	H	Sam Houston St.	74 79
												228	H	Texas St.	74 61
												256	H	Houston	54 67
												277	A	Prairie View	77 63
												295	H	Marshall	74 68
												298	N	Samford	57 52
LAST 12 Division I GAMES:															
				28	A	Middle Tenn.	54 65	221	H	Louisiana Tech	82 68				
				50	H	Southern Miss.	58 74	179	A	Fla. Atlantic	69 97				
				90	H	Tulane	55 62	158	A	FIU	59 41				
				121	A	Charlotte	53 58	198	A	Lamar	67 64				
				62	A	East Carolina	47 53	256	H	Houston	54 67				
				295	H	Marshall	74 68	228	H	Texas St.	74 61				

Non-Div I Games: Incarnate Word 72 57

Rice

Loss, Non-Conf, S Site, H Home A Away N Neutral

Grand Canyon

Through Games Of Feb. 9, 2014

Average RPI Win:	245	WON-LOST	WINNING	LAST 10	STRENGTH OF	OPP. STRENGTH	TEAM	ADJ.	CONF.	ADJ CONF.
Average RPI Loss:	164	RECORD	PCT. RANK	GAMES	SCHEDULE	OF SCHEDULE	RPI	RPI	RPI	RPI
DIV. I ONLY	13- 7	90	5- 5	319	266	156	156	29	29	
DIV. I NON-CONF.	8- 2	53	2- 0	253	112	84	84	28	28	
TOTALS	RPI 1-25	RPI 26-50	W-L RECORDS	RPI 51-100	RPI 101-150	RPI 150+				
13- 7	0- 0	0- 0	OVERALL	1- 3	1- 0	11- 4				
6- 0	0- 0	0- 0	HOME	0- 0	1- 0	5- 0				
4- 5	0- 0	0- 0	AWAY	0- 1	0- 0	4- 4				
3- 2	0- 0	0- 0	NEUTRAL	1- 2	0- 0	2- 0				
8- 2	0- 0	0- 0	NON-CONFERENCE	1- 2	1- 0	6- 0				
2- 0	0- 0	0- 0	HOME	0- 0	1- 0	1- 0				
3- 0	0- 0	0- 0	AWAY	0- 0	0- 0	3- 0				
3- 2	0- 0	0- 0	NEUTRAL	1- 2	0- 0	2- 0				
5- 5	0- 0	0- 0	CONFERENCE	0- 1	0- 0	5- 4				
4- 0	0- 0	0- 0	HOME	0- 0	0- 0	4- 0				
1- 5	0- 0	0- 0	AWAY	0- 1	0- 0	1- 4				
0- 0	0- 0	0- 0	NEUTRAL	0- 0	0- 0	0- 0				

RPI 1-25				RPI 26-50				RPI 51-100				RPI 101+ Team's RPI: 156			
RPI	S	Opponent	Score	RPI	S	Opponent	Score	RPI	S	Opponent	Score	RPI	S	Opponent	Score
								62	N	East Carolina	86 76	107	H	Hawaii	54 51
								76	N	UCLA	60 62	152	A	Bakersfield	70 77
								79	A	Idaho	54 58	152	H	Bakersfield	78 64
								89	N	Mississippi St.	62 71	167	A	Nevada	75 55
												226	A	North Texas	67 65
												234	A	Tex.-Pan American	58 60
												235	A	Seattle	68 89
												259	N	Southeastern La.	62 57
												266	N	Bethune-Cookman	57 45
												279	A	La.-Monroe	82 72
												282	A	New Mexico St.	63 66
												319	H	UMKC	74 63
												323	H	LIU Brooklyn	72 63
												342	A	Utah Valley	66 63
												342	H	Utah Valley	88 51
												346	H	Chicago St.	84 53
LAST 12 Division I GAMES:															
				152	A	Bakersfield	70 77					342	H	Utah Valley	88 51
				342	A	Utah Valley	66 63					152	H	Bakersfield	78 64
				319	H	UMKC	74 63					282	A	New Mexico St.	63 66
				346	H	Chicago St.	84 53					234	A	Tex.-Pan American	58 60
				235	A	Seattle	68 89					323	H	LIU Brooklyn	72 63
				79	A	Idaho	54 58					107	H	Hawaii	54 51

Non-Div I Games: Western N.M. 79 52 Western St. 92 35 Abilene Christian 70 57

Grand Canyon

Loss, Non-Conf, S Site, H Home A Away N Neutral

Average RPI Win:	218	WON-LOST	WINNING	LAST 10	STRENGTH OF	OPP. STRENGTH	TEAM	ADJ.	CONF.	ADJ CONF.
Average RPI Loss:	93	RECORD	PCT. RANK	GAMES	SCHEDULE	OF SCHEDULE	RPI	RPI	RPI	RPI
DIV. I ONLY	13- 10	127	6- 4	199	115	157	157	16	16	
DIV. I NON-CONF.	8- 6	125	1- 2	148	65	139	139	14	14	
TOTALS	RPI 1-25	RPI 26-50	W-L RECORDS	RPI 51-100	RPI 101-150	RPI 150+				
13- 10	0- 2	0- 2	OVERALL	1- 2	3- 0	9- 4				
10- 3	0- 0	0- 2	HOME	0- 1	2- 0	8- 0				
2- 7	0- 2	0- 0	AWAY	0- 1	1- 0	1- 4				
1- 0	0- 0	0- 0	NEUTRAL	1- 0	0- 0	0- 0				
8- 6	0- 2	0- 2	NON-CONFERENCE	1- 1	2- 0	5- 1				
6- 2	0- 0	0- 2	HOME	0- 0	1- 0	5- 0				
1- 4	0- 2	0- 0	AWAY	0- 1	1- 0	0- 1				
1- 0	0- 0	0- 0	NEUTRAL	1- 0	0- 0	0- 0				
5- 4	0- 0	0- 0	CONFERENCE	0- 1	1- 0	4- 3				
4- 1	0- 0	0- 0	HOME	0- 1	1- 0	3- 0				
1- 3	0- 0	0- 0	AWAY	0- 0	0- 0	1- 3				
0- 0	0- 0	0- 0	NEUTRAL	0- 0	0- 0	0- 0				

RPI 1-25			RPI 26-50			RPI 51-100			RPI 101+ Team's RPI: 157		
RPI	S	Opponent	Score	RPI	S	Opponent	Score	RPI	S	Opponent	Score
18	A	California	51 70	29	H	Florida St.	57 72	53	A	Southern California	72 89
22	A	Arizona St.	67 74	38	H	San Diego	51 68	69	N	Harvard	72 67
								82	H	Cal Poly	102 107
LAST 12 Division I GAMES:											
299	H	UC Riverside	65 52	307	H	UC Santa Barbara	72 53	107	H	Hawaii	74 72
173	A	UC Irvine	58 78	154	A	UC Davis	60 63	133	H	Richmond	73 61
255	A	Cal St. Fullerton	83 64	173	H	UC Irvine	84 75	145	A	San Francisco	85 82
107	H	Hawaii	74 72	285	H	Denver	88 68	154	A	UC Davis	60 63
189	A	Cal St. Northridge	54 77	53	A	Southern California	72 89	167	A	Nevada	61 91
82	H	Cal Poly	102 107	29	H	Florida St.	57 72	173	A	UC Irvine	58 78
								173	H	UC Irvine	84 75
								189	A	Cal St. Northridge	54 77
								229	H	Loyola Marymount	76 66
								245	H	Miami (OH)	76 61
								253	H	Pepperdine	74 61
								255	A	Cal St. Fullerton	83 64
								285	H	Denver	88 68
								299	H	UC Riverside	65 52
								307	H	UC Santa Barbara	72 53
								338	H	Neb. Omaha	77 61

Non-Div I Games:

Long Beach St.

■ Loss,
■ Non-Conf, S Site,
■ Home
■ Away
N Neutral

Average RPI Win:	213	WON-LOST	WINNING	LAST 10	STRENGTH OF	OPP. STRENGTH	TEAM	ADJ.	CONF.	ADJ CONF.
Average RPI Loss:	111	RECORD	PCT. RANK	GAMES	SCHEDULE	OF SCHEDULE	RPI	RPI	RPI	RPI
DIV. I ONLY	10- 11	180	5- 4	130	163	158	158	10	10	
DIV. I NON-CONF.	5- 7	198	1- 1	224	157	225	225	12	12	
TOTALS	RPI 1-25	RPI 26-50	W-L RECORDS	RPI 51-100	RPI 101-150	RPI 150+				
10- 11	0- 0	0- 1	OVERALL	1- 5	1- 1	8- 4				
5- 5	0- 0	0- 1	HOME	1- 1	0- 1	4- 2				
4- 6	0- 0	0- 0	AWAY	0- 4	1- 0	3- 2				
1- 0	0- 0	0- 0	NEUTRAL	0- 0	0- 0	1- 0				
5- 7	0- 0	0- 1	NON-CONFERENCE	0- 4	0- 1	5- 1				
3- 3	0- 0	0- 1	HOME	0- 1	0- 1	3- 0				
1- 4	0- 0	0- 0	AWAY	0- 3	0- 0	1- 1				
1- 0	0- 0	0- 0	NEUTRAL	0- 0	0- 0	1- 0				
5- 4	0- 0	0- 0	CONFERENCE	1- 1	1- 0	3- 3				
2- 2	0- 0	0- 0	HOME	1- 0	0- 0	1- 2				
3- 2	0- 0	0- 0	AWAY	0- 1	1- 0	2- 1				
0- 0	0- 0	0- 0	NEUTRAL	0- 0	0- 0	0- 0				

RPI 1-25			RPI 26-50			RPI 51-100			RPI 101+			Team's RPI: 158			
RPI	S	Opponent	Score	RPI	S	Opponent	Score	RPI	S	Opponent	Score	RPI	S	Opponent	Score
				32	H	Villanova	61 68	51	A	UTEP	62 83	105	H	Wake Forest	79 86
								52	A	Florida	74 90	141	A	UAB	63 52
								62	H	East Carolina	76 75	155	H	Rice	41 59
								69	A	Harvard	52 64	171	A	UTSA	53 40
								77	H	FGCU	55 75	177	A	UCF	66 71
								99	A	Boston College	69 89	178	A	Tulsa	73 78
												179	A	Fla. Atlantic	96 88
												179	H	Fla. Atlantic	76 72
												191	N	La Salle	84 58
												226	H	North Texas	59 66
												263	A	Tennessee Tech	70 65
												277	H	Prairie View	77 52
												321	H	Valparaiso	65 47
												341	H	Fairleigh Dickinson	79 57
LAST 12 Division I GAMES:															
				51	A	UTEP	62 83	179	A	Fla. Atlantic	96 88				
				171	A	UTSA	53 40	62	H	East Carolina	76 75				
				179	H	Fla. Atlantic	76 72	155	H	Rice	41 59				
				141	A	UAB	63 52	105	H	Wake Forest	79 86				
				226	H	North Texas	59 66	341	H	Fairleigh Dickinson	79 57				
				178	A	Tulsa	73 78	52	A	Florida	74 90				

Non-Div I Games: Palm Beach Atl. 78 44

FIU

■ Loss,
 ■ Non-Conf,
 ■ S Site,
 ■ H Home
 ■ A Away
 N Neutral

Average RPI Win:	191	WON-LOST	WINNING	LAST 10	STRENGTH OF	OPP. STRENGTH	TEAM	ADJ.	CONF.	ADJ CONF.
Average RPI Loss:	121	RECORD	PCT. RANK	GAMES	SCHEDULE	OF SCHEDULE	RPI	RPI	RPI	RPI
DIV. I ONLY	9- 11	204	5- 5	112	122	159	159	12	12	
DIV. I NON-CONF.	4- 6	210	1- 1	23	109	125	125	10	10	
TOTALS	RPI 1-25	RPI 26-50	W-L RECORDS	RPI 51-100	RPI 101-150	RPI 150+				
9- 11	0- 1	0- 1	OVERALL	1- 3	2- 3	6- 3				
5- 5	0- 0	0- 1	HOME	1- 1	1- 2	3- 1				
4- 6	0- 1	0- 0	AWAY	0- 2	1- 1	3- 2				
0- 0	0- 0	0- 0	NEUTRAL	0- 0	0- 0	0- 0				
4- 6	0- 1	0- 0	NON-CONFERENCE	1- 3	1- 1	2- 1				
3- 2	0- 0	0- 0	HOME	1- 1	1- 1	1- 0				
1- 4	0- 1	0- 0	AWAY	0- 2	0- 0	1- 1				
0- 0	0- 0	0- 0	NEUTRAL	0- 0	0- 0	0- 0				
5- 5	0- 0	0- 1	CONFERENCE	0- 0	1- 2	4- 2				
2- 3	0- 0	0- 1	HOME	0- 0	0- 1	2- 1				
3- 2	0- 0	0- 0	AWAY	0- 0	1- 1	2- 1				
0- 0	0- 0	0- 0	NEUTRAL	0- 0	0- 0	0- 0				

RPI 1-25				RPI 26-50				RPI 51-100				RPI 101+ Team's RPI: 159			
RPI	S	Opponent	Score	RPI	S	Opponent	Score	RPI	S	Opponent	Score	RPI	S	Opponent	Score
10	A	Saint Joseph's	60 73	44	H	James Madison	50 77	56	H	Fordham	77 64	110	A	Drexel	68 66
								69	A	Harvard	41 60	111	H	Virginia Tech	72 77
								75	A	Northwestern	57 74	118	H	Albany (NY)	60 56
								99	H	Boston College	63 80	125	A	Delaware	66 71
												149	H	Col. of Charleston	59 62
												154	H	UC Davis	76 57
												185	A	Northeastern	65 55
												197	A	Towson	63 65
												197	H	Towson	56 62
												236	A	Robert Morris	65 63
												258	A	Central Conn. St.	62 64
												278	H	William & Mary	66 56
												289	A	UNC Wilmington	64 55
												289	H	UNC Wilmington	55 43
LAST 12 Division I GAMES:															
278	H	William & Mary	66 56	149	H	Col. of Charleston	59 62								
197	A	Towson	63 65	289	A	UNC Wilmington	64 55								
110	A	Drexel	68 66	197	H	Towson	56 62								
289	H	UNC Wilmington	55 43	125	A	Delaware	66 71								
185	A	Northeastern	65 55	118	H	Albany (NY)	60 56								
44	H	James Madison	50 77	258	A	Central Conn. St.	62 64								

Non-Div I Games: Concordia (NY) 101 38

Hofstra

■ Loss,
 ■ Non-Conf, S Site,
 ■ Home
 ■ Away
 N Neutral

Average RPI Win:	217	WON-LOST	WINNING	LAST 10	STRENGTH OF	OPP. STRENGTH	TEAM	ADJ.	CONF.	ADJ CONF.
Average RPI Loss:	141	RECORD	PCT. RANK	GAMES	SCHEDULE	OF SCHEDULE	RPI	RPI	RPI	RPI
DIV. I ONLY	10- 11	180	6- 4	106	270	160	160	20	20	
DIV. I NON-CONF.	4- 8	242	0- 3	62	294	193	193	19	19	
TOTALS	RPI 1-25	RPI 26-50	W-L RECORDS	RPI 51-100	RPI 101-150	RPI 150+				
10- 11	0- 0	0- 1	OVERALL	1- 2	2- 3	7- 5				
5- 5	0- 0	0- 1	HOME	0- 1	1- 0	4- 3				
4- 6	0- 0	0- 0	AWAY	0- 1	1- 3	3- 2				
1- 0	0- 0	0- 0	NEUTRAL	1- 0	0- 0	0- 0				
4- 8	0- 0	0- 1	NON-CONFERENCE	1- 1	0- 2	3- 4				
2- 3	0- 0	0- 1	HOME	0- 0	0- 0	2- 2				
1- 5	0- 0	0- 0	AWAY	0- 1	0- 2	1- 2				
1- 0	0- 0	0- 0	NEUTRAL	1- 0	0- 0	0- 0				
6- 3	0- 0	0- 0	CONFERENCE	0- 1	2- 1	4- 1				
3- 2	0- 0	0- 0	HOME	0- 1	1- 0	2- 1				
3- 1	0- 0	0- 0	AWAY	0- 0	1- 1	2- 0				
0- 0	0- 0	0- 0	NEUTRAL	0- 0	0- 0	0- 0				

RPI 1-25			RPI 26-50			RPI 51-100			RPI 101+ Team's RPI: 160		
RPI	S	Opponent	Score	RPI	S	Opponent	Score	RPI	S	Opponent	Score
				39	H	Indiana	73 107	62	A	East Carolina	66 75
								97	H	Green Bay	72 90
								98	N	IUPUI	63 56
								102	A	Wright St.	98 82
								102	H	Wright St.	100 93
								112	A	VCU	75 76
								115	A	Butler	69 85
								126	A	Ill.-Chicago	78 83
								174	A	South Dakota	70 74
								179	H	Fla. Atlantic	78 81
								182	H	Eastern Mich.	70 84
								190	H	Ohio	76 64
								220	H	Oakland	62 73
								224	H	Youngstown St.	84 80
								232	A	New Hampshire	65 50
								245	A	Miami (OH)	80 91
								281	H	Milwaukee	73 63
								284	H	Morehead St.	76 67
								321	A	Valparaiso	76 66
								339	A	Detroit	78 71
LAST 12 Division I GAMES:											
102	H	Wright St.	100 93	281	H	Milwaukee	73 63				
224	H	Youngstown St.	84 80	102	A	Wright St.	98 82				
321	A	Valparaiso	76 66	339	A	Detroit	78 71				
126	A	Ill.-Chicago	78 83	174	A	South Dakota	70 74				
220	H	Oakland	62 73	245	A	Miami (OH)	80 91				
97	H	Green Bay	72 90	39	H	Indiana	73 107				

Non-Div I Games: Lake Erie 76 48

Cleveland St.

Average RPI Win:	248	WON-LOST	WINNING	LAST 10	STRENGTH OF	OPP. STRENGTH	TEAM	ADJ.	CONF.	ADJ CONF.
Average RPI Loss:	128	RECORD	PCT. RANK	GAMES	SCHEDULE	OF SCHEDULE	RPI	RPI	RPI	RPI
DIV. I ONLY	13- 9	109	7- 3	218	221	161	161	28	28	
DIV. I NON-CONF.	3- 5	225	0- 0	133	17	184	184	30	30	
TOTALS	RPI 1-25	RPI 26-50	W-L RECORDS	RPI 51-100	RPI 101-150	RPI 150+				
13- 9	0- 1	0- 1	OVERALL	0- 1	2- 3	11- 3				
8- 3	0- 0	0- 1	HOME	0- 1	1- 1	7- 0				
4- 5	0- 1	0- 0	AWAY	0- 0	1- 2	3- 2				
1- 1	0- 0	0- 0	NEUTRAL	0- 0	0- 0	1- 1				
3- 5	0- 1	0- 1	NON-CONFERENCE	0- 1	1- 1	2- 1				
1- 2	0- 0	0- 1	HOME	0- 1	1- 0	0- 0				
1- 2	0- 1	0- 0	AWAY	0- 0	0- 1	1- 0				
1- 1	0- 0	0- 0	NEUTRAL	0- 0	0- 0	1- 1				
10- 4	0- 0	0- 0	CONFERENCE	0- 0	1- 2	9- 2				
7- 1	0- 0	0- 0	HOME	0- 0	0- 1	7- 0				
3- 3	0- 0	0- 0	AWAY	0- 0	1- 1	2- 2				
0- 0	0- 0	0- 0	NEUTRAL	0- 0	0- 0	0- 0				

RPI 1-25				RPI 26-50				RPI 51-100				RPI 101+ Team's RPI: 161			
RPI	S	Opponent	Score	RPI	S	Opponent	Score	RPI	S	Opponent	Score	RPI	S	Opponent	Score
10	A	Saint Joseph's	65 77	44	H	James Madison	56 67	55	H	Virginia	60 61	116	A	Winthrop	77 70
												121	A	Charlotte	56 66
												133	H	Richmond	76 61
												144	A	High Point	70 75
												144	H	High Point	89 94
												163	N	Savannah St.	89 79
												164	N	Fresno St.	66 70
												196	A	Campbell	55 61
												196	H	Campbell	75 52
												243	H	Gardner-Webb	72 40
												251	A	Coastal Caro.	71 62
												251	H	Coastal Caro.	64 46
												273	A	UNC Asheville	80 83
												289	A	UNC Wilmington	64 55
												306	A	Charleston So.	92 69
												306	H	Charleston So.	66 45
												309	H	Presbyterian	59 51
												327	H	Longwood	74 41
												335	H	Radford	70 49
LAST 12 Division I GAMES:															
306	H	Charleston So.	66 45	116	A	Winthrop	77 70								
251	H	Coastal Caro.	64 46	309	H	Presbyterian	59 51								
196	A	Campbell	55 61	243	H	Gardner-Webb	72 40								
144	H	High Point	89 94	251	A	Coastal Caro.	71 62								
327	H	Longwood	74 41	306	A	Charleston So.	92 69								
273	A	UNC Asheville	80 83	144	A	High Point	70 75								

Non-Div I Games: Kutztown 72 56

Liberty

■ Loss,
 ■ Non-Conf,
 ■ S Site,
 ■ H Home
 ■ A Away
 N Neutral

Average RPI Win:	224	WON-LOST	WINNING	LAST 10	STRENGTH OF	OPP. STRENGTH	TEAM	ADJ.	CONF.	ADJ CONF.
Average RPI Loss:	145	RECORD	PCT. RANK	GAMES	SCHEDULE	OF SCHEDULE	RPI	RPI	RPI	RPI
DIV. I ONLY	10- 10	161	5- 4	191	140	162	162	26	26	
DIV. I NON-CONF.	4- 5	187	0- 0	77	8	129	129	26	26	
TOTALS	RPI 1-25	RPI 26-50	W-L RECORDS	RPI 51-100	RPI 101-150	RPI 150+				
10- 10	0- 2	1- 1	OVERALL	0- 0	2- 3	7- 4				
8- 1	0- 1	1- 0	HOME	0- 0	2- 0	5- 0				
2- 9	0- 1	0- 1	AWAY	0- 0	0- 3	2- 4				
0- 0	0- 0	0- 0	NEUTRAL	0- 0	0- 0	0- 0				
4- 5	0- 2	1- 1	NON-CONFERENCE	0- 0	1- 1	2- 1				
3- 1	0- 1	1- 0	HOME	0- 0	1- 0	1- 0				
1- 4	0- 1	0- 1	AWAY	0- 0	0- 1	1- 1				
0- 0	0- 0	0- 0	NEUTRAL	0- 0	0- 0	0- 0				
6- 5	0- 0	0- 0	CONFERENCE	0- 0	1- 2	5- 3				
5- 0	0- 0	0- 0	HOME	0- 0	1- 0	4- 0				
1- 5	0- 0	0- 0	AWAY	0- 0	0- 2	1- 3				
0- 0	0- 0	0- 0	NEUTRAL	0- 0	0- 0	0- 0				

RPI 1-25				RPI 26-50				RPI 51-100				RPI 101+ Team's RPI: 162			
RPI	S	Opponent	Score	RPI	S	Opponent	Score	RPI	S	Opponent	Score	RPI	S	Opponent	Score
5	H	LSU	51 58	46	H	South Dakota St.	66 45					114	A	Arkansas St.	45 77
20	A	Texas	26 60	50	A	Southern Miss.	60 72					131	H	Memphis	68 63
												142	A	Western Ky.	39 65
												142	H	Western Ky.	58 51
												143	A	Missouri St.	68 72
												221	A	Louisiana Tech	39 50
												223	H	Sam Houston St.	69 65
												228	A	Texas St.	35 42
												228	H	Texas St.	77 70
												237	A	Georgia St.	59 61
												257	A	Oral Roberts	53 51
												264	H	Troy	69 52
												294	A	South Ala.	56 61
												294	H	South Ala.	61 42
												320	H	La.-Lafayette	74 60
												330	A	Texas-Arlington	64 57
LAST 12 Division I GAMES:															
142	H	Western Ky.	58 51	142	A	Western Ky.	39 65								
294	A	South Ala.	56 61	264	H	Troy	69 52								
320	H	La.-Lafayette	74 60	294	H	South Ala.	61 42								
114	A	Arkansas St.	45 77	330	A	Texas-Arlington	64 57								
228	H	Texas St.	77 70	228	A	Texas St.	35 42								
237	A	Georgia St.	59 61	46	H	South Dakota St.	66 45								

Non-Div I Games: Incarnate Word 82 34

UALR

■ Loss,
 ■ Non-Conf,
 ■ S Site,
 ■ H Home
 ■ A Away
 N Neutral

Average RPI Win:	269	WON-LOST	WINNING	LAST 10	STRENGTH OF	OPP. STRENGTH	TEAM	ADJ.	CONF.	ADJ CONF.
Average RPI Loss:	137	RECORD	PCT. RANK	GAMES	SCHEDULE	OF SCHEDULE	RPI	RPI	RPI	RPI
DIV. I ONLY	11- 10	145	6- 3	209	227	163	163	24	24	
DIV. I NON-CONF.	5- 7	198	1- 1	176	233	180	180	25	25	
TOTALS	RPI 1-25	RPI 26-50	W-L RECORDS	RPI 51-100	RPI 101-150	RPI 150+				
11- 10	0- 2	0- 0	OVERALL	0- 2	0- 1	11- 5				
6- 1	0- 0	0- 0	HOME	0- 1	0- 0	6- 0				
4- 7	0- 2	0- 0	AWAY	0- 1	0- 1	4- 3				
1- 2	0- 0	0- 0	NEUTRAL	0- 0	0- 0	1- 2				
5- 7	0- 2	0- 0	NON-CONFERENCE	0- 1	0- 1	5- 3				
2- 0	0- 0	0- 0	HOME	0- 0	0- 0	2- 0				
2- 5	0- 2	0- 0	AWAY	0- 1	0- 1	2- 1				
1- 2	0- 0	0- 0	NEUTRAL	0- 0	0- 0	1- 2				
6- 3	0- 0	0- 0	CONFERENCE	0- 1	0- 0	6- 2				
4- 1	0- 0	0- 0	HOME	0- 1	0- 0	4- 0				
2- 2	0- 0	0- 0	AWAY	0- 0	0- 0	2- 2				
0- 0	0- 0	0- 0	NEUTRAL	0- 0	0- 0	0- 0				

RPI 1-25				RPI 26-50				RPI 51-100				RPI 101+ Team's RPI: 163			
RPI	S	Opponent	Score	RPI	S	Opponent	Score	RPI	S	Opponent	Score	RPI	S	Opponent	Score
8	A	South Carolina	40 82					89	A	Mississippi St.	63 81	134	A	Seton Hall	42 51
16	A	Baylor	31 99					93	H	Hampton	46 70	153	A	Coppin St.	53 68
												161	N	Liberty	79 89
												171	N	UTSA	51 50
												184	A	Florida A&M	72 78
												184	H	Florida A&M	80 68
												202	N	Northwestern St.	56 77
												252	A	Howard	65 49
												264	H	Troy	93 84
												266	A	Bethune-Cookman	71 64
												266	H	Bethune-Cookman	58 54
												291	H	Norfolk St.	79 47
												306	A	Charleston So.	72 63
												306	H	Charleston So.	75 47
												327	A	Longwood	79 55
												329	H	UMES	63 46
												333	A	Alabama St.	52 57
LAST 12 Division I GAMES:															
184	A	Florida A&M	72 78	252	A	Howard	65 49								
266	A	Bethune-Cookman	71 64	153	A	Coppin St.	53 68								
291	H	Norfolk St.	79 47	329	H	UMES	63 46								
93	H	Hampton	46 70	264	H	Troy	93 84								
184	H	Florida A&M	80 68	8	A	South Carolina	40 82								
266	H	Bethune-Cookman	58 54	333	A	Alabama St.	52 57								

Non-Div I Games: Trinity Baptist 106 33 Columbia (SC) 88 41

Savannah St.

■ Loss,
 ■ Non-Conf, S Site,
 ■ Home
 ■ Away
 N Neutral

Average RPI Win:	227	WON-LOST	WINNING	LAST 10	STRENGTH OF	OPP. STRENGTH	TEAM	ADJ.	CONF.	ADJ CONF.
Average RPI Loss:	130	RECORD	PCT. RANK	GAMES	SCHEDULE	OF SCHEDULE	RPI	RPI	RPI	RPI
DIV. I ONLY	11- 9	131	6- 4	204	136	164	164	19	19	
DIV. I NON-CONF.	4- 5	187	0- 1	107	35	168	168	23	23	
TOTALS	RPI 1-25	RPI 26-50	W-L RECORDS	RPI 51-100	RPI 101-150	RPI 150+				
11- 9	0- 1	0- 0	OVERALL	0- 2	2- 3	9- 3				
6- 4	0- 1	0- 0	HOME	0- 1	2- 1	4- 1				
4- 5	0- 0	0- 0	AWAY	0- 1	0- 2	4- 2				
1- 0	0- 0	0- 0	NEUTRAL	0- 0	0- 0	1- 0				
4- 5	0- 1	0- 0	NON-CONFERENCE	0- 2	1- 2	3- 0				
2- 3	0- 1	0- 0	HOME	0- 1	1- 1	1- 0				
1- 2	0- 0	0- 0	AWAY	0- 1	0- 1	1- 0				
1- 0	0- 0	0- 0	NEUTRAL	0- 0	0- 0	1- 0				
7- 4	0- 0	0- 0	CONFERENCE	0- 0	1- 1	6- 3				
4- 1	0- 0	0- 0	HOME	0- 0	1- 0	3- 1				
3- 3	0- 0	0- 0	AWAY	0- 0	0- 1	3- 2				
0- 0	0- 0	0- 0	NEUTRAL	0- 0	0- 0	0- 0				

RPI S	Opponent	Score	RPI S	Opponent	Score	RPI S	Opponent	Score	RPI S	Opponent	Score	Team's RPI: 164
2	H Stanford	54 86				53	H Southern California	54 63	119	H Colorado St.	60 50	
						80	A Washington St.	79 92	132	H Portland	76 67	
									134	A Seton Hall	58 64	
									136	A Wyoming	76 87	
									145	H San Francisco	47 76	
									161	N Liberty	70 66	
									167	A Nevada	60 63	
									181	H San Diego St.	69 70	
									206	H Boise St.	72 63	
									225	A UNLV	79 63	
									225	H UNLV	70 52	
									248	H Santa Clara	69 49	
									249	A New Mexico	75 73	
									255	A Cal St. Fullerton	68 57	
									269	A San Jose St.	66 68	
									340	A Air Force	77 43	
									340	H Air Force	76 49	
LAST 12 Division I GAMES:												
269	A	San Jose St.	66	68	181	H	San Diego St.	69	70			
340	H	Air Force	76	49	119	H	Colorado St.	60	50			
136	A	Wyoming	76	87	340	A	Air Force	77	43			
225	H	UNLV	70	52	206	H	Boise St.	72	63			
167	A	Nevada	60	63	225	A	UNLV	79	63			
249	A	New Mexico	75	73	2	H	Stanford	54	86			

Non-Div I Games: UC Merced 74 50 San Diego Christian 82 28

Fresno St.

■ Loss,
 ■ Non-Conf,
 ■ S Site,
 ■ Home
 ■ A Away
 N Neutral

Average RPI Win:	228	WON-LOST	WINNING	LAST 10	STRENGTH OF	OPP. STRENGTH	TEAM	ADJ.	CONF.	ADJ CONF.
Average RPI Loss:	120	RECORD	PCT. RANK	GAMES	SCHEDULE	OF SCHEDULE	RPI	RPI	RPI	RPI
DIV. I ONLY	10- 12	197	5- 5	155	156	165	165	13	13	
DIV. I NON-CONF.	5- 6	173	1- 0	115	145	144	144	13	13	
TOTALS	RPI 1-25	RPI 26-50	W-L RECORDS	RPI 51-100	RPI 101-150	RPI 150+				
10- 12	0- 2	0- 2	OVERALL	0- 1	1- 4	9- 3				
3- 5	0- 1	0- 2	HOME	0- 0	1- 2	2- 0				
6- 6	0- 1	0- 0	AWAY	0- 0	0- 2	6- 3				
1- 1	0- 0	0- 0	NEUTRAL	0- 1	0- 0	1- 0				
5- 6	0- 2	0- 0	NON-CONFERENCE	0- 1	1- 2	4- 1				
1- 2	0- 1	0- 0	HOME	0- 0	1- 1	0- 0				
3- 3	0- 1	0- 0	AWAY	0- 0	0- 1	3- 1				
1- 1	0- 0	0- 0	NEUTRAL	0- 1	0- 0	1- 0				
5- 6	0- 0	0- 2	CONFERENCE	0- 0	0- 2	5- 2				
2- 3	0- 0	0- 2	HOME	0- 0	0- 1	2- 0				
3- 3	0- 0	0- 0	AWAY	0- 0	0- 1	3- 2				
0- 0	0- 0	0- 0	NEUTRAL	0- 0	0- 0	0- 0				

RPI 1-25				RPI 26-50				RPI 51-100				RPI 101+ Team's RPI: 165			
RPI	S	Opponent	Score	RPI	S	Opponent	Score	RPI	S	Opponent	Score	RPI	S	Opponent	Score
7	H	Louisville	67 105	31	H	Central Mich.	81 84	60	N	Auburn	51 67	122	A	Akron	78 87
9	A	Purdue	57 63	37	H	Bowling Green	61 72					123	H	Pittsburgh	58 63
												127	H	Buffalo	69 73
												136	A	Wyoming	51 71
												142	H	Western Ky.	85 77
												182	A	Eastern Mich.	70 66
												187	A	Northern Ky.	67 63
												190	A	Ohio	79 63
												194	A	Toledo	61 73
												201	A	IPFW	83 75
												222	H	Western Mich.	56 43
												238	A	Northern Ill.	63 50
												263	N	Tennessee Tech	76 64
												274	A	Evansville	69 80
												317	A	Kent St.	57 60
												317	H	Kent St.	55 31
												339	A	Detroit	80 74
LAST 12 Division I GAMES:															
238	A	Northern Ill.	63 50	190	A	Ohio	79 63								
31	H	Central Mich.	81 84	37	H	Bowling Green	61 72								
317	A	Kent St.	57 60	317	H	Kent St.	55 31								
222	H	Western Mich.	56 43	182	A	Eastern Mich.	70 66								
127	H	Buffalo	69 73	122	A	Akron	78 87								
194	A	Toledo	61 73	201	A	IPFW	83 75								

Non-Div I Games:

Ball St.

■ Loss,
■ Non-Conf, S Site,
■ Home
■ Away
N Neutral

Average RPI Win:	147	WON-LOST	WINNING	LAST 10	STRENGTH OF	OPP. STRENGTH	TEAM	ADJ.	CONF.	ADJ CONF.
Average RPI Loss:	80	RECORD	PCT. RANK	GAMES	SCHEDULE	OF SCHEDULE	RPI	RPI	RPI	RPI
DIV. I ONLY	7- 16	276	2- 8	34	63	166	166	7	7	
DIV. I NON-CONF.	5- 6	173	0- 0	14	51	86	86	7	7	
TOTALS	RPI 1-25	RPI 26-50	W-L RECORDS	RPI 51-100	RPI 101-150	RPI 150+				
7- 16	0- 3	0- 4	OVERALL	1- 3	3- 4	3- 2				
5- 6	0- 2	0- 2	HOME	1- 1	3- 1	1- 0				
1- 8	0- 1	0- 1	AWAY	0- 2	0- 2	1- 2				
1- 2	0- 0	0- 1	NEUTRAL	0- 0	0- 1	1- 0				
5- 6	0- 2	0- 2	NON-CONFERENCE	1- 1	2- 1	2- 0				
3- 2	0- 2	0- 0	HOME	1- 0	2- 0	0- 0				
1- 2	0- 0	0- 1	AWAY	0- 1	0- 0	1- 0				
1- 2	0- 0	0- 1	NEUTRAL	0- 0	0- 1	1- 0				
2- 10	0- 1	0- 2	CONFERENCE	0- 2	1- 3	1- 2				
2- 4	0- 0	0- 2	HOME	0- 1	1- 1	1- 0				
0- 6	0- 1	0- 0	AWAY	0- 1	0- 2	0- 2				
0- 0	0- 0	0- 0	NEUTRAL	0- 0	0- 0	0- 0				

RPI 1-25					RPI 26-50					RPI 51-100					RPI 101+					Team's RPI: 166	
RPI	S	Opponent	Score		RPI	S	Opponent	Score		RPI	S	Opponent	Score		RPI	S	Opponent	Score			
11	H	Penn St.	68	77	32	H	Villanova	49	59	52	A	Florida	65	67	103	A	Marquette	54	77		
14	A	St. John's (NY)	63	66	35	H	DePaul	69	92	59	A	Creighton	61	75	103	H	Marquette	80	82		
18	H	California	52	67	43	N	Michigan St.	54	67	59	H	Creighton	63	65	108	H	George Washington	78	57		
					46	A	South Dakota St.	80	86	61	H	Princeton	66	64	115	H	Butler	85	79		
															133	H	Richmond	82	78		
															134	A	Seton Hall	62	73		
															142	N	Western Ky.	55	57		
															180	N	Nicholls St.	67	55		
															207	A	Providence	61	70		
															214	A	Xavier	68	85		
															214	H	Xavier	66	58		
															217	A	Yale	66	65		
LAST 12 Division I GAMES:																					
					214	H	Xavier	66	58	134	A	Seton Hall	62	73							
					59	A	Creighton	61	75	207	A	Providence	61	70							
					103	A	Marquette	54	77	115	H	Butler	85	79							
					32	H	Villanova	49	59	214	A	Xavier	68	85							
					14	A	St. John's (NY)	63	66	103	H	Marquette	80	82							
					35	H	DePaul	69	92	59	H	Creighton	63	65							

Non-Div I Games:	Alas. Anchorage	92	78
------------------	-----------------	----	----

Georgetown

Loss, Non-Conf, S Site, H Home A Away N Neutral

N
e
v
a
d
aN
e
v
a
d
a

Nevada

Page 167

Average RPI Win: 248	WON-LOST	WINNING	LAST 10	STRENGTH OF	OPP. STRENGTH	TEAM	ADJ.	CONF.	ADJ CONF.
Average RPI Loss: 178	RECORD	PCT. RANK	GAMES	SCHEDULE	OF SCHEDULE	RPI	RPI	RPI	RPI
DIV. I ONLY	11- 10	145	6- 4	257	280	168	168	23	23
DIV. I NON-CONF.	4- 5	187	1- 1	122	204	131	131	22	22
TOTALS	RPI 1-25	RPI 26-50	W-L RECORDS	RPI 51-100	RPI 101-150	RPI 150+			
11- 10	0- 0	0- 1	OVERALL	0- 2	2- 2	9- 5			
6- 1	0- 0	0- 0	HOME	0- 0	0- 1	6- 0			
5- 9	0- 0	0- 1	AWAY	0- 2	2- 1	3- 5			
0- 0	0- 0	0- 0	NEUTRAL	0- 0	0- 0	0- 0			
4- 5	0- 0	0- 0	NON-CONFERENCE	0- 2	2- 1	2- 2			
1- 1	0- 0	0- 0	HOME	0- 0	0- 1	1- 0			
3- 4	0- 0	0- 0	AWAY	0- 2	2- 0	1- 2			
0- 0	0- 0	0- 0	NEUTRAL	0- 0	0- 0	0- 0			
7- 5	0- 0	0- 1	CONFERENCE	0- 0	0- 1	7- 3			
5- 0	0- 0	0- 0	HOME	0- 0	0- 0	5- 0			
2- 5	0- 0	0- 1	AWAY	0- 0	0- 1	2- 3			
0- 0	0- 0	0- 0	NEUTRAL	0- 0	0- 0	0- 0			

RPI 1-25				RPI 26-50				RPI 51-100				RPI 101+				Team's RPI: 168	
RPI	S	Opponent	Score	RPI	S	Opponent	Score	RPI	S	Opponent	Score	RPI	S	Opponent	Score		
				49	A	Chattanooga	44 62	57	A	Georgia	48 72	121	A	Charlotte	76 75		
								74	A	Arkansas	45 74	135	A	Davidson	66 73		
												144	A	High Point	76 67		
												147	H	USC Upstate	55 65		
												204	H	Elon	66 65		
												217	H	Yale	66 61		
												233	A	Mercer	67 71		
												241	A	Appalachian St.	70 75		
												241	H	Appalachian St.	73 54		
												251	A	Coastal Caro.	79 72		
												273	A	UNC Asheville	65 68		
												275	A	Western Caro.	54 65		
												275	H	Western Caro.	76 69		
												298	A	Samford	58 59		
												303	H	UNC Greensboro	73 64		
												304	A	Ga. Southern	67 62		
												336	A	Wofford	80 72		
												336	H	Wofford	82 58		
LAST 12 Division I GAMES:																	
				336	A	Wofford	80 72	298	A	Samford	58 59						
				241	A	Appalachian St.	70 75	336	H	Wofford	82 58						
				275	A	Western Caro.	54 65	275	H	Western Caro.	76 69						
				303	H	UNC Greensboro	73 64	241	H	Appalachian St.	73 54						
				204	H	Elon	66 65	121	A	Charlotte	76 75						
				49	A	Chattanooga	44 62	147	H	USC Upstate	55 65						

Non-Div I Games: Brevard 79 31 Anderson (SC) 78 67

Furman

Loss, Non-Conf, S Site, H Home A Away N Neutral

Average RPI Win:	245	WON-LOST	WINNING	LAST 10	STRENGTH OF	OPP. STRENGTH	TEAM	ADJ.	CONF.	ADJ CONF.
Average RPI Loss:	134	RECORD	PCT. RANK	GAMES	SCHEDULE	OF SCHEDULE	RPI	RPI	RPI	RPI
DIV. I ONLY	12- 11	151	7- 3	172	245	169	169	27	27	
DIV. I NON-CONF.	5- 7	198	0- 1	125	124	176	176	27	27	
TOTALS	RPI 1-25	RPI 26-50	W-L RECORDS	RPI 51-100	RPI 101-150	RPI 150+				
12- 11	0- 1	0- 0	OVERALL	0- 3	2- 3	10- 4				
8- 3	0- 0	0- 0	HOME	0- 0	1- 1	7- 2				
3- 7	0- 1	0- 0	AWAY	0- 2	1- 2	2- 2				
1- 1	0- 0	0- 0	NEUTRAL	0- 1	0- 0	1- 0				
5- 7	0- 1	0- 0	NON-CONFERENCE	0- 3	1- 2	4- 1				
3- 1	0- 0	0- 0	HOME	0- 0	0- 1	3- 0				
1- 5	0- 1	0- 0	AWAY	0- 2	1- 1	0- 1				
1- 1	0- 0	0- 0	NEUTRAL	0- 1	0- 0	1- 0				
7- 4	0- 0	0- 0	CONFERENCE	0- 0	1- 1	6- 3				
5- 2	0- 0	0- 0	HOME	0- 0	1- 0	4- 2				
2- 2	0- 0	0- 0	AWAY	0- 0	0- 1	2- 1				
0- 0	0- 0	0- 0	NEUTRAL	0- 0	0- 0	0- 0				

RPI 1-25				RPI 26-50				RPI 51-100				RPI 101+ Team's RPI: 169			
RPI	S	Opponent	Score	RPI	S	Opponent	Score	RPI	S	Opponent	Score	RPI	S	Opponent	Score
10	A	Saint Joseph's	57 85					63	A	Navy	55 63	117	A	American	64 61
								79	N	Idaho	63 81	123	A	Pittsburgh	43 78
								99	A	Boston College	67 81	135	H	Davidson	82 83
												139	A	St. Francis Brooklyn	47 52
												139	H	St. Francis Brooklyn	85 79
												183	A	Saint Francis (PA)	66 81
												196	H	Campbell	68 64
												200	H	Sacred Heart	78 84
												201	N	IPFW	86 77
												210	A	Lehigh	67 95
												236	H	Robert Morris	60 67
												240	H	Bryant	84 79
												258	A	Central Conn. St.	64 62
												258	H	Central Conn. St.	69 55
												260	H	Loyola Maryland	65 59
												290	H	Wagner	89 78
												323	A	LIU Brooklyn	69 60
												323	H	LIU Brooklyn	63 62
												329	H	UMES	85 61
LAST 12 Division I GAMES:															
323	A	LIU Brooklyn	69 60	290	H	Wagner	89 78								
258	H	Central Conn. St.	69 55	139	H	St. Francis Brooklyn	85 79								
236	H	Robert Morris	60 67	200	H	Sacred Heart	78 84								
258	A	Central Conn. St.	64 62	323	H	LIU Brooklyn	63 62								
240	H	Bryant	84 79	139	A	St. Francis Brooklyn	47 52								
183	A	Saint Francis (PA)	66 81	99	A	Boston College	67 81								

Non-Div I Games:

Mt. St. Mary's

■ Loss,
 ■ Non-Conf,
 ■ S Site,
 ■ Home
 ■ A Away
 N Neutral

Average RPI Win:	217	WON-LOST	WINNING	LAST 10	STRENGTH OF	OPP. STRENGTH	TEAM	ADJ.	CONF.	ADJ CONF.
Average RPI Loss:	151	RECORD	PCT. RANK	GAMES	SCHEDULE	OF SCHEDULE	RPI	RPI	RPI	RPI
DIV. I ONLY	7- 12	251	6- 4	123	250	170	170	15	15	
DIV. I NON-CONF.	0- 7	338	0- 0	81	274	314	314	18	18	
TOTALS	RPI 1-25	RPI 26-50	W-L RECORDS	RPI 51-100	RPI 101-150	RPI 150+				
7- 12	0- 1	0- 1	OVERALL	0- 0	2- 5	5- 5				
3- 2	0- 0	0- 0	HOME	0- 0	1- 1	2- 1				
4- 10	0- 1	0- 1	AWAY	0- 0	1- 4	3- 4				
0- 0	0- 0	0- 0	NEUTRAL	0- 0	0- 0	0- 0				
0- 7	0- 1	0- 1	NON-CONFERENCE	0- 0	0- 1	0- 4				
0- 0	0- 0	0- 0	HOME	0- 0	0- 0	0- 0				
0- 7	0- 1	0- 1	AWAY	0- 0	0- 1	0- 4				
0- 0	0- 0	0- 0	NEUTRAL	0- 0	0- 0	0- 0				
7- 5	0- 0	0- 0	CONFERENCE	0- 0	2- 4	5- 1				
3- 2	0- 0	0- 0	HOME	0- 0	1- 1	2- 1				
4- 3	0- 0	0- 0	AWAY	0- 0	1- 3	3- 0				
0- 0	0- 0	0- 0	NEUTRAL	0- 0	0- 0	0- 0				

RPI 1-25				RPI 26-50				RPI 51-100				RPI 101+ Team's RPI: 170			
RPI	S	Opponent	Score	RPI	S	Opponent	Score	RPI	S	Opponent	Score	RPI	S	Opponent	Score
25	A	Oklahoma St.	45 74	27	A	Iowa	47 95					101	H	Sacramento St.	62 53
												104	A	North Dakota	59 64
												104	H	North Dakota	47 48
												126	A	Ill.-Chicago	62 70
												128	A	Southern Utah	69 65
												130	A	Montana	48 67
												150	A	Eastern Wash.	55 67
												188	A	Utah St.	66 78
												195	A	Drake	59 78
												198	A	Montana St.	74 63
												206	A	Boise St.	70 72
												218	A	Northern Colo.	79 71
												218	H	Northern Colo.	55 62
												261	A	Portland St.	76 64
												300	H	Northern Ariz.	82 72
												316	H	Weber St.	60 58
												342	A	Utah Valley	56 59
LAST 12 Division I GAMES:															
104	A	North Dakota	59 64	316	H	Weber St.	60 58								
218	A	Northern Colo.	79 71	128	A	Southern Utah	69 65								
300	H	Northern Ariz.	82 72	218	H	Northern Colo.	55 62								
101	H	Sacramento St.	62 53	104	H	North Dakota	47 48								
198	A	Montana St.	74 63	150	A	Eastern Wash.	55 67								
130	A	Montana	48 67	261	A	Portland St.	76 64								

Non-Div I Games: Black Hills St. 60 41 Carroll (MT) 61 48

Idaho St.

■ Loss,
 ■ Non-Conf, S Site,
 ■ Home
 ■ Away
 N Neutral

Average RPI Win:	241	WON-LOST	WINNING	LAST 10	STRENGTH OF	OPP. STRENGTH	TEAM	ADJ.	CONF.	ADJ CONF.
Average RPI Loss:	107	RECORD	PCT. RANK	GAMES	SCHEDULE	OF SCHEDULE	RPI	RPI	RPI	RPI
DIV. I ONLY	10- 11	180	2- 7	132	151	171	171	10	10	
DIV. I NON-CONF.	8- 4	87	2- 0	222	269	140	140	12	12	
TOTALS	RPI 1-25	RPI 26-50	W-L RECORDS	RPI 51-100	RPI 101-150	RPI 150+				
10- 11	0- 2	0- 2	OVERALL	0- 2	1- 0	9- 5				
6- 5	0- 0	0- 0	HOME	0- 2	1- 0	5- 3				
3- 5	0- 2	0- 2	AWAY	0- 0	0- 0	3- 1				
1- 1	0- 0	0- 0	NEUTRAL	0- 0	0- 0	1- 1				
8- 4	0- 2	0- 0	NON-CONFERENCE	0- 0	0- 0	8- 2				
5- 1	0- 0	0- 0	HOME	0- 0	0- 0	5- 1				
2- 2	0- 2	0- 0	AWAY	0- 0	0- 0	2- 0				
1- 1	0- 0	0- 0	NEUTRAL	0- 0	0- 0	1- 1				
2- 7	0- 0	0- 2	CONFERENCE	0- 2	1- 0	1- 3				
1- 4	0- 0	0- 0	HOME	0- 2	1- 0	0- 2				
1- 3	0- 0	0- 2	AWAY	0- 0	0- 0	1- 1				
0- 0	0- 0	0- 0	NEUTRAL	0- 0	0- 0	0- 0				

RPI 1-25				RPI 26-50				RPI 51-100				RPI 101+ Team's RPI: 171			
RPI	S	Opponent	Score	RPI	S	Opponent	Score	RPI	S	Opponent	Score	RPI	S	Opponent	Score
16	A	Baylor	62 92	28	A	Middle Tenn.	41 60	51	H	UTEP	56 67	121	H	Charlotte	61 60
20	A	Texas	42 63	50	A	Southern Miss.	57 70	90	H	Tulane	54 68	158	H	FIU	40 53
												163	N	Savannah St.	50 51
												175	H	UNI	63 55
												178	H	Tulsa	62 73
												198	H	Lamar	59 63
												202	N	Northwestern St.	62 49
												221	A	Louisiana Tech	50 71
												226	A	North Texas	58 56
												228	A	Texas St.	86 83
												250	A	A&M-Corpus Christi	55 50
												282	H	New Mexico St.	65 56
												291	H	Norfolk St.	72 63
												302	H	North Dakota St.	79 68
												330	H	Texas-Arlington	74 56
LAST 12 Division I GAMES:															
90	H	Tulane	54 68	121	H	Charlotte	61 60								
158	H	FIU	40 53	50	A	Southern Miss.	57 70								
221	A	Louisiana Tech	50 71	178	H	Tulsa	62 73								
51	H	UTEP	56 67	282	H	New Mexico St.	65 56								
28	A	Middle Tenn.	41 60	302	H	North Dakota St.	79 68								
226	A	North Texas	58 56	228	A	Texas St.	86 83								

Non-Div I Games: Abilene Christian 63 58

UTSA

 Loss,
 Non-Conf, S Site,
 Home
 Away
N Neutral

Average RPI Win:	247	WON-LOST	WINNING	LAST 10	STRENGTH OF	OPP. STRENGTH	TEAM	ADJ.	CONF.	ADJ CONF.
Average RPI Loss:	90	RECORD	PCT. RANK	GAMES	SCHEDULE	OF SCHEDULE	RPI	RPI	RPI	RPI
DIV. I ONLY	11- 13	192	4- 6	141	117	172	172	10	10	
DIV. I NON-CONF.	7- 7	148	1- 1	247	108	196	196	12	12	
TOTALS	RPI 1-25	RPI 26-50	W-L RECORDS	RPI 51-100	RPI 101-150	RPI 150+				
11- 13	0- 1	1- 3	OVERALL	0- 3	0- 5	10- 1				
8- 3	0- 0	0- 0	HOME	0- 1	0- 2	8- 0				
2- 8	0- 1	1- 2	AWAY	0- 1	0- 3	1- 1				
1- 2	0- 0	0- 1	NEUTRAL	0- 1	0- 0	1- 0				
7- 7	0- 1	0- 2	NON-CONFERENCE	0- 1	0- 3	7- 0				
5- 1	0- 0	0- 0	HOME	0- 0	0- 1	5- 0				
1- 4	0- 1	0- 1	AWAY	0- 0	0- 2	1- 0				
1- 2	0- 0	0- 1	NEUTRAL	0- 1	0- 0	1- 0				
4- 6	0- 0	1- 1	CONFERENCE	0- 2	0- 2	3- 1				
3- 2	0- 0	0- 0	HOME	0- 1	0- 1	3- 0				
1- 4	0- 0	1- 1	AWAY	0- 1	0- 1	0- 1				
0- 0	0- 0	0- 0	NEUTRAL	0- 0	0- 0	0- 0				

RPI	S	Opponent	Score	RPI	S	Opponent	Score	RPI	S	Opponent	Score	RPI	S	Opponent	Score	Team's RPI: 172
4	A	Duke	63 87	28	A	Middle Tenn.	49 62	62	A	East Carolina	63 64	111	H	Virginia Tech	61 73	
				37	N	Bowling Green	58 77	64	N	Marist	82 87	112	A	VCU	68 81	
				47	A	Ohio St.	60 75	90	H	Tulane	62 92	121	A	Charlotte	59 80	
				50	A	Southern Miss.	92 82					123	A	Pittsburgh	49 63	
												141	H	UAB	64 80	
												178	H	Tulsa	65 53	
												179	H	Fla. Atlantic	80 44	
												186	N	Boston U.	62 56	
												226	A	North Texas	52 68	
												271	H	N.C. Central	68 44	
												278	A	William & Mary	60 49	
												288	H	Delaware St.	97 67	
												295	H	Marshall	65 52	
												326	H	UMass Lowell	90 57	
												329	H	UMES	82 57	
												335	H	Radford	56 37	
LAST 12 Division I GAMES:																
226	A	North Texas	52 68	179	H	Fla. Atlantic	80 44									
178	H	Tulsa	65 53	50	A	Southern Miss.	92 82									
295	H	Marshall	65 52	90	H	Tulane	62 92									
62	A	East Carolina	63 64	121	A	Charlotte	59 80									
28	A	Middle Tenn.	49 62	271	H	N.C. Central	68 44									
141	H	UAB	64 80	4	A	Duke	63 87									

Non-Div I Games:

Old Dominion

■ Loss,
 ■ Non-Conf,
 ■ S Site,
 ■ H Home
 ■ A Away
 N Neutral

Average RPI Win:	226	WON-LOST	WINNING	LAST 10	STRENGTH OF	OPP. STRENGTH	TEAM	ADJ.	CONF.	ADJ CONF.
Average RPI Loss:	145	RECORD	PCT. RANK	GAMES	SCHEDULE	OF SCHEDULE	RPI	RPI	RPI	RPI
DIV. I ONLY	11- 11	161	5- 4	252	162	173	173	16	16	
DIV. I NON-CONF.	6- 7	165	0- 2	242	181	171	171	14	14	
TOTALS	RPI 1-25	RPI 26-50	W-L RECORDS	RPI 51-100	RPI 101-150	RPI 150+				
11- 11	0- 0	0- 1	OVERALL	0- 3	0- 3	11- 4				
6- 1	0- 0	0- 0	HOME	0- 1	0- 0	6- 0				
4- 9	0- 0	0- 1	AWAY	0- 2	0- 3	4- 3				
1- 1	0- 0	0- 0	NEUTRAL	0- 0	0- 0	1- 1				
6- 7	0- 0	0- 1	NON-CONFERENCE	0- 2	0- 2	6- 2				
2- 0	0- 0	0- 0	HOME	0- 0	0- 0	2- 0				
3- 6	0- 0	0- 1	AWAY	0- 2	0- 2	3- 1				
1- 1	0- 0	0- 0	NEUTRAL	0- 0	0- 0	1- 1				
5- 4	0- 0	0- 0	CONFERENCE	0- 1	0- 1	5- 2				
4- 1	0- 0	0- 0	HOME	0- 1	0- 0	4- 0				
1- 3	0- 0	0- 0	AWAY	0- 0	0- 1	1- 2				
0- 0	0- 0	0- 0	NEUTRAL	0- 0	0- 0	0- 0				

RPI S	Opponent	Score	RPI S	Opponent	Score	RPI S	Opponent	Score	RPI S	Opponent	Score	Team's RPI: 173
38	A San Diego	55 79	79	A Idaho	63 68	101	A Sacramento St.	94 99	107	A Hawaii	59 85	
			82	H Cal Poly	79 84	130	A Montana	48 71	154	H UC Davis	79 73	
			92	A Washington	69 72	157	A Long Beach St.	75 84	157	H Long Beach St.	78 58	
						167	A Nevada	86 72	174	H South Dakota	68 64	
						189	A Cal St. Northridge	83 73	229	A Loyola Marymount	63 60	
						241	N Appalachian St.	85 77	253	A Pepperdine	59 76	
						255	A Cal St. Fullerton	58 75	282	H New Mexico St.	75 52	
						285	A Denver	78 73	299	H UC Riverside	90 78	
						302	N North Dakota St.	61 64	307	H UC Santa Barbara	77 60	
LAST 12 Division I GAMES:												
154	H UC Davis	79 73	255	A Cal St. Fullerton	58 75							
157	H Long Beach St.	78 58	299	H UC Riverside	90 78							
82	H Cal Poly	79 84	157	A Long Beach St.	75 84							
307	H UC Santa Barbara	77 60	92	A Washington	69 72							
107	A Hawaii	59 85	38	A San Diego	55 79							
189	A Cal St. Northridge	83 73	282	H New Mexico St.	75 52							

Non-Div I Games: La Verne 90 53

UC Irvine

■ Loss,
 ■ Non-Conf, S Site,
 ■ Home
 ■ Away
 N Neutral

South Dakota

Through Games Of Feb. 9, 2014

Average RPI Win:	237	WON-LOST	WINNING	LAST 10	STRENGTH OF	OPP. STRENGTH	TEAM	ADJ.	CONF.	ADJ CONF.
Average RPI Loss:	138	RECORD	PCT. RANK	GAMES	SCHEDULE	OF SCHEDULE	RPI	RPI	RPI	RPI
DIV. I ONLY	10- 11	180	5- 5	192	225	174	174	21	21	
DIV. I NON-CONF.	7- 6	142	2- 1	100	237	110	110	20	20	
TOTALS	RPI 1-25	RPI 26-50	W-L RECORDS	RPI 51-100	RPI 101-150	RPI 150+				
10- 11	0- 0	0- 3	OVERALL	0- 2	1- 1	9- 5				
7- 1	0- 0	0- 0	HOME	0- 0	1- 0	6- 1				
3- 9	0- 0	0- 3	AWAY	0- 2	0- 1	3- 3				
0- 1	0- 0	0- 0	NEUTRAL	0- 0	0- 0	0- 1				
7- 6	0- 0	0- 2	NON-CONFERENCE	0- 1	1- 1	6- 2				
5- 0	0- 0	0- 0	HOME	0- 0	1- 0	4- 0				
2- 5	0- 0	0- 2	AWAY	0- 1	0- 1	2- 1				
0- 1	0- 0	0- 0	NEUTRAL	0- 0	0- 0	0- 1				
3- 5	0- 0	0- 1	CONFERENCE	0- 1	0- 0	3- 3				
2- 1	0- 0	0- 0	HOME	0- 0	0- 0	2- 1				
1- 4	0- 0	0- 1	AWAY	0- 1	0- 0	1- 2				
0- 0	0- 0	0- 0	NEUTRAL	0- 0	0- 0	0- 0				

RPI 1-25				RPI 26-50				RPI 51-100				RPI 101+				Team's RPI: 174	
RPI	S	Opponent	Score	RPI	S	Opponent	Score	RPI	S	Opponent	Score	RPI	S	Opponent	Score		
				42	A	Nebraska	53 87	59	A	Creighton	48 63	104	A	North Dakota	61 65		
				46	A	South Dakota St.	69 88	98	A	IUPUI	59 80	136	H	Wyoming	82 78		
				48	A	Iowa St.	72 88					160	H	Cleveland St.	74 70		
												173	A	UC Irvine	64 68		
												175	H	UNI	87 67		
												188	H	Utah St.	81 71		
												195	N	Drake	81 89		
												201	A	IPFW	78 96		
												206	H	Boise St.	74 61		
												255	A	Cal St. Fullerton	66 57		
												262	H	Western Ill.	71 81		
												285	A	Denver	84 91		
												285	H	Denver	88 67		
												302	A	North Dakota St.	83 70		
												321	A	Valparaiso	81 70		
												338	H	Neb. Omaha	75 51		
LAST 12 Division I GAMES:																	
				285	H	Denver	88 67	98	A	IUPUI	59 80						
				46	A	South Dakota St.	69 88	285	A	Denver	84 91						
				302	A	North Dakota St.	83 70	160	H	Cleveland St.	74 70						
				338	H	Neb. Omaha	75 51	321	A	Valparaiso	81 70						
				262	H	Western Ill.	71 81	42	A	Nebraska	53 87						
				201	A	IPFW	78 96	175	H	UNI	87 67						

Non-Div I Games: St. Mary (NE) 76 48 South Dakota Mines 81 49

South Dakota

Loss, Non-Conf, S Site, H Home A Away N Neutral

UNI				STRENGTH OF SCHEDULE	OPP. STRENGTH OF SCHEDULE	TEAM RPI	ADJ. RPI	CONF. RPI	ADJ CONF. RPI
Average RPI Win:	240	WON-LOST RECORD	WINNING PCT. RANK						
Average RPI Loss:	128		LAST 10 GAMES						
DIV. I ONLY	11- 11	161	7- 3	219	148	175	175	18	18
DIV. I NON-CONF.	4- 7	229	1- 0	128	76	186	186	17	17

TOTALS	RPI 1-25	RPI 26-50	W-L RECORDS	RPI 51-100	RPI 101-150	RPI 150+			
11- 11	0- 0	0- 4	OVERALL	0- 1	2- 1	9- 5			
6- 3	0- 0	0- 2	HOME	0- 0	1- 0	5- 1			
5- 7	0- 0	0- 2	AWAY	0- 1	1- 1	4- 3			
0- 1	0- 0	0- 0	NEUTRAL	0- 0	0- 0	0- 1			
4- 7	0- 0	0- 4	NON-CONFERENCE	0- 0	1- 0	3- 3			
2- 2	0- 0	0- 2	HOME	0- 0	1- 0	1- 0			
2- 4	0- 0	0- 2	AWAY	0- 0	0- 0	2- 2			
0- 1	0- 0	0- 0	NEUTRAL	0- 0	0- 0	0- 1			
7- 4	0- 0	0- 0	CONFERENCE	0- 1	1- 1	6- 2			
4- 1	0- 0	0- 0	HOME	0- 0	0- 0	4- 1			
3- 3	0- 0	0- 0	AWAY	0- 1	1- 1	2- 1			
0- 0	0- 0	0- 0	NEUTRAL	0- 0	0- 0	0- 0			

RPI 1-25				RPI 26-50				RPI 51-100				RPI 101+ Team's RPI: 175			
RPI	S	Opponent	Score	RPI	S	Opponent	Score	RPI	S	Opponent	Score	RPI	S	Opponent	Score
				27	H	Iowa	60 67	71	A	Wichita St.	47 80	104	H	North Dakota	61 56
				41	H	Minnesota	55 73					129	A	Indiana St.	53 60
				46	A	South Dakota St.	44 80					143	A	Missouri St.	68 60
				48	A	Iowa St.	55 83					171	A	UTSA	55 63
												174	A	South Dakota	67 87
												195	H	Drake	64 66
												205	H	Loyola Chicago	70 59
												215	H	Saint Louis	74 65
												219	A	Illinois St.	83 63
												234	N	Tex.-Pan American	47 70
												238	A	Northern Ill.	66 64
												270	H	Bradley	78 65
												274	A	Evansville	50 59
												274	H	Evansville	64 56
												302	A	North Dakota St.	86 82
												334	A	Southern Ill.	78 48
												334	H	Southern Ill.	87 53
LAST 12 Division I GAMES:															
				274	A	Evansville	50 59	71	A	Wichita St.	47 80				
				334	A	Southern Ill.	78 48	334	H	Southern Ill.	87 53				
				195	H	Drake	64 66	274	H	Evansville	64 56				
				205	H	Loyola Chicago	70 59	219	A	Illinois St.	83 63				
				270	H	Bradley	78 65	129	A	Indiana St.	53 60				
				143	A	Missouri St.	68 60	238	A	Northern Ill.	66 64				

Non-Div I Games:

UNI

■ Loss,
 ■ Non-Conf,
 ■ S Site,
 ■ Home
 ■ A Away
 N Neutral

Average RPI Win:	290	WON-LOST	WINNING	LAST 10	STRENGTH OF	OPP. STRENGTH	TEAM	ADJ.	CONF.	ADJ CONF.
Average RPI Loss:	123	RECORD	PCT. RANK	GAMES	SCHEDULE	OF SCHEDULE	RPI	RPI	RPI	RPI
DIV. I ONLY	17- 7	60	7- 3	340	281	176	176	31	31	
DIV. I NON-CONF.	9- 4	81	1- 0	334	175	179	179	31	31	
TOTALS	RPI 1-25	RPI 26-50	W-L RECORDS	RPI 51-100	RPI 101-150	RPI 150+				
17- 7	0- 0	0- 1	OVERALL	0- 2	1- 2	16- 2				
9- 2	0- 0	0- 0	HOME	0- 1	0- 1	9- 0				
8- 5	0- 0	0- 1	AWAY	0- 1	1- 1	7- 2				
0- 0	0- 0	0- 0	NEUTRAL	0- 0	0- 0	0- 0				
9- 4	0- 0	0- 1	NON-CONFERENCE	0- 2	1- 1	8- 0				
4- 1	0- 0	0- 0	HOME	0- 1	0- 0	4- 0				
5- 3	0- 0	0- 1	AWAY	0- 1	1- 1	4- 0				
0- 0	0- 0	0- 0	NEUTRAL	0- 0	0- 0	0- 0				
8- 3	0- 0	0- 0	CONFERENCE	0- 0	0- 1	8- 2				
5- 1	0- 0	0- 0	HOME	0- 0	0- 1	5- 0				
3- 2	0- 0	0- 0	AWAY	0- 0	0- 0	3- 2				
0- 0	0- 0	0- 0	NEUTRAL	0- 0	0- 0	0- 0				

RPI S	Opponent	Score	RPI S	Opponent	Score	RPI S	Opponent	Score	RPI S	Opponent	Score	Team's RPI: 176
27	A Iowa	40 78	63	A Navy	54 72	118	H Albany (NY)	51 66	120	A Lafayette	71 61	
			81	H Army	67 75	134	A Seton Hall	65 80	203	A Hartford	48 61	
						203	H Hartford	61 57	232	A New Hampshire	68 71	
						232	H New Hampshire	76 63	246	A Maine	65 49	
						270	A Bradley	83 79	290	H Wagner	70 51	
						301	H Monmouth	69 52	310	A Columbia	57 54	
						315	H Morgan St.	79 55	324	A Binghamton	48 45	
						324	H Binghamton	62 42	325	A Saint Peter's	77 47	
						326	H UMass Lowell	86 63	331	H NJIT	50 44	
						332	A Vermont	83 49	341	A Fairleigh Dickinson	68 58	
						344	H UMBC	66 62				
LAST 12 Division I GAMES:												
232	H New Hampshire	76 63	344	H UMBC	66 62							
324	H Binghamton	62 42	326	H UMass Lowell	86 63							
203	A Hartford	48 61	324	A Binghamton	48 45							
118	H Albany (NY)	51 66	232	A New Hampshire	68 71							
246	A Maine	65 49	203	H Hartford	61 57							
332	A Vermont	83 49	310	A Columbia	57 54							

Non-Div I Games:

Stony Brook

Average RPI Win:	243	WON-LOST	WINNING	LAST 10	STRENGTH OF	OPP. STRENGTH	TEAM	ADJ.	CONF.	ADJ CONF.
Average RPI Loss:	78	RECORD	PCT. RANK	GAMES	SCHEDULE	OF SCHEDULE	RPI	RPI	RPI	RPI
DIV. I ONLY	8- 14	252	1- 9	78	89	177	177	6	6	
DIV. I NON-CONF.	6- 4	114	0- 0	127	283	137	137	6	6	
TOTALS	RPI 1-25	RPI 26-50	W-L RECORDS	RPI 51-100	RPI 101-150	RPI 150+				
8- 14	0- 3	0- 2	OVERALL	0- 4	0- 4	8- 1				
5- 7	0- 2	0- 2	HOME	0- 2	0- 1	5- 0				
3- 7	0- 1	0- 0	AWAY	0- 2	0- 3	3- 1				
0- 0	0- 0	0- 0	NEUTRAL	0- 0	0- 0	0- 0				
6- 4	0- 0	0- 1	NON-CONFERENCE	0- 1	0- 1	6- 1				
4- 2	0- 0	0- 1	HOME	0- 1	0- 0	4- 0				
2- 2	0- 0	0- 0	AWAY	0- 0	0- 1	2- 1				
0- 0	0- 0	0- 0	NEUTRAL	0- 0	0- 0	0- 0				
2- 10	0- 3	0- 1	CONFERENCE	0- 3	0- 3	2- 0				
1- 5	0- 2	0- 1	HOME	0- 1	0- 1	1- 0				
1- 5	0- 1	0- 0	AWAY	0- 2	0- 2	1- 0				
0- 0	0- 0	0- 0	NEUTRAL	0- 0	0- 0	0- 0				

RPI 1-25				RPI 26-50				RPI 51-100				RPI 101+ Team's RPI: 177			
RPI	S	Opponent	Score	RPI	S	Opponent	Score	RPI	S	Opponent	Score	RPI	S	Opponent	Score
3	H	UConn	49 77	28	H	Middle Tenn.	51 63	65	A	Temple	54 75	121	A	Charlotte	52 62
7	A	Louisville	56 75	45	H	Rutgers	48 69	66	H	Iona	66 78	131	A	Memphis	53 62
7	H	Louisville	59 74					86	A	South Fla.	54 89	131	H	Memphis	52 88
								86	H	South Fla.	38 63	138	A	Cincinnati	37 47
												158	H	FIU	71 66
												179	A	Fla. Atlantic	69 82
												220	A	Oakland	57 54
												237	A	Georgia St.	85 77
												252	H	Howard	65 45
												256	A	Houston	67 59
												256	H	Houston	52 43
												258	H	Central Conn. St.	65 51
												305	H	SIU Edwardsville	68 43
LAST 12 Division I GAMES:															
86	A	South Fla.	54 89	86	H	South Fla.	38 63								
7	H	Louisville	59 74	7	A	Louisville	56 75								
256	H	Houston	52 43	131	H	Memphis	52 88								
131	A	Memphis	53 62	65	A	Temple	54 75								
138	A	Cincinnati	37 47	3	H	UConn	49 77								
45	H	Rutgers	48 69	256	A	Houston	67 59								

Non-Div I Games: Flagler

84 79

UCF

Average RPI Win: 239	WON-LOST	WINNING	LAST 10	STRENGTH OF	OPP. STRENGTH	TEAM	ADJ.	CONF.	ADJ CONF.
Average RPI Loss: 123	RECORD	PCT. RANK	GAMES	SCHEDULE	OF SCHEDULE	RPI	RPI	RPI	RPI
DIV. I ONLY	9- 10	187	5- 5	181	146	178	178	10	10
DIV. I NON-CONF.	5- 5	148	2- 1	272	182	207	207	12	12
TOTALS	RPI 1-25	RPI 26-50	W-L RECORDS	RPI 51-100	RPI 101-150	RPI 150+			
9- 10	0- 0	0- 1	OVERALL	0- 3	0- 2	9- 4			
4- 4	0- 0	0- 1	HOME	0- 0	0- 1	4- 2			
4- 5	0- 0	0- 0	AWAY	0- 2	0- 1	4- 2			
1- 1	0- 0	0- 0	NEUTRAL	0- 1	0- 0	1- 0			
5- 5	0- 0	0- 0	NON-CONFERENCE	0- 2	0- 1	5- 2			
3- 1	0- 0	0- 0	HOME	0- 0	0- 0	3- 1			
1- 3	0- 0	0- 0	AWAY	0- 1	0- 1	1- 1			
1- 1	0- 0	0- 0	NEUTRAL	0- 1	0- 0	1- 0			
4- 5	0- 0	0- 1	CONFERENCE	0- 1	0- 1	4- 2			
1- 3	0- 0	0- 1	HOME	0- 0	0- 1	1- 1			
3- 2	0- 0	0- 0	AWAY	0- 1	0- 0	3- 1			
0- 0	0- 0	0- 0	NEUTRAL	0- 0	0- 0	0- 0			

RPI S	Opponent	Score	RPI S	Opponent	Score	RPI S	Opponent	Score	RPI S	Opponent	Score	Team's RPI: 178
			28 H	Middle Tenn.	57 67	51 A	UTEP	66 97	106 A	Kansas	78 82	
						69 N	Harvard	57 61	141 H	UAB	65 76	
						74 A	Arkansas	43 81	158 H	FIU	78 73	
									171 A	UTSA	73 62	
									172 A	Old Dominion	53 65	
									179 H	Fla. Atlantic	86 91	
									193 H	Texas Southern	80 88	
									198 A	Lamar	68 67	
									215 A	Saint Louis	54 65	
									222 H	Western Mich.	60 59	
									226 A	North Texas	79 63	
									257 H	Oral Roberts	72 58	
									295 A	Marshall	80 62	
									303 N	UNC Greensboro	76 71	
									321 H	Valparaiso	84 70	
LAST 12 Division I GAMES:												
179 H	Fla. Atlantic	86 91	141 H	UAB	65 76							
172 A	Old Dominion	53 65	51 A	UTEP	66 97							
28 H	Middle Tenn.	57 67	171 A	UTSA	73 62							
226 A	North Texas	79 63	321 H	Valparaiso	84 70							
295 A	Marshall	80 62	303 N	UNC Greensboro	76 71							
158 H	FIU	78 73	69 N	Harvard	57 61							

Non-Div I Games: Abilene Christian 81 61

Tulsa

Fla. Atlantic

Through Games Of Feb. 9, 2014

Average RPI Win:	232	WON-LOST	WINNING	LAST 10	STRENGTH OF	OPP. STRENGTH	TEAM	ADJ.	CONF.	ADJ CONF.
Average RPI Loss:	146	RECORD	PCT. RANK	GAMES	SCHEDULE	OF SCHEDULE	RPI	RPI	RPI	RPI
DIV. I ONLY	11- 9	131	4- 6	294	123	179	179	10	10	
DIV. I NON-CONF.	8- 3	67	3- 0	328	148	136	136	12	12	
TOTALS	RPI 1-25	RPI 26-50	W-L RECORDS	RPI 51-100	RPI 101-150	RPI 150+				
11- 9	0- 0	0- 1	OVERALL	0- 1	0- 2	11- 5				
6- 2	0- 0	0- 0	HOME	0- 0	0- 1	6- 1				
4- 7	0- 0	0- 1	AWAY	0- 1	0- 1	4- 4				
1- 0	0- 0	0- 0	NEUTRAL	0- 0	0- 0	1- 0				
8- 3	0- 0	0- 1	NON-CONFERENCE	0- 0	0- 1	8- 1				
4- 0	0- 0	0- 0	HOME	0- 0	0- 0	4- 0				
3- 3	0- 0	0- 1	AWAY	0- 0	0- 1	3- 1				
1- 0	0- 0	0- 0	NEUTRAL	0- 0	0- 0	1- 0				
3- 6	0- 0	0- 0	CONFERENCE	0- 1	0- 1	3- 4				
2- 2	0- 0	0- 0	HOME	0- 0	0- 1	2- 1				
1- 4	0- 0	0- 0	AWAY	0- 1	0- 0	1- 3				
0- 0	0- 0	0- 0	NEUTRAL	0- 0	0- 0	0- 0				

RPI S	Opponent	Score	RPI S	Opponent	Score	RPI S	Opponent	Score	RPI S	Opponent	Score	Team's RPI: 179
47	A Ohio St.	88 91	62	A East Carolina	58 61	122	A Akron	69 98	141	H UAB	91 94	
						155	H Rice	97 69	158	A FIU	72 76	
						158	H FIU	88 96	160	A Cleveland St.	81 78	
						172	A Old Dominion	44 80	177	H UCF	82 69	
						178	A Tulsa	91 86	209	N Jacksonville	71 62	
						221	A Louisiana Tech	63 64	226	H North Texas	82 69	
						231	A Texas Tech	63 76	262	A Western Ill.	81 77	
						266	H Bethune-Cookman	81 65	289	A UNC Wilmington	81 64	
						304	H Ga. Southern	82 58	328	H Rhode Island	78 62	
LAST 12 Division I GAMES:												
178	A Tulsa	91 86	158	H FIU	88 96							
141	H UAB	91 94	155	H Rice	97 69							
158	A FIU	72 76	62	A East Carolina	58 61							
226	H North Texas	82 69	266	H Bethune-Cookman	81 65							
221	A Louisiana Tech	63 64	289	A UNC Wilmington	81 64							
172	A Old Dominion	44 80	209	N Jacksonville	71 62							

Non-Div I Games: Abilene Christian 67 63 Fla. Memorial 120 43

Fla. Atlantic

Loss, Non-Conf, S Site, H Home A Away N Neutral

Average RPI Win:	247	WON-LOST	WINNING	LAST 10	STRENGTH OF	OPP. STRENGTH	TEAM	ADJ.	CONF.	ADJ CONF.
Average RPI Loss:	148	RECORD	PCT. RANK	GAMES	SCHEDULE	OF SCHEDULE	RPI	RPI	RPI	RPI
DIV. I ONLY	11- 10	145	6- 4	245	186	180	180	25	25	
DIV. I NON-CONF.	4- 6	210	0- 1	150	67	174	174	24	24	
TOTALS	RPI 1-25	RPI 26-50	W-L RECORDS	RPI 51-100	RPI 101-150	RPI 150+				
11- 10	0- 2	0- 1	OVERALL	0- 1	0- 0	11- 6				
7- 1	0- 0	0- 0	HOME	0- 0	0- 0	7- 1				
3- 7	0- 2	0- 1	AWAY	0- 1	0- 0	3- 3				
1- 2	0- 0	0- 0	NEUTRAL	0- 0	0- 0	1- 2				
4- 6	0- 2	0- 1	NON-CONFERENCE	0- 1	0- 0	4- 2				
2- 0	0- 0	0- 0	HOME	0- 0	0- 0	2- 0				
1- 4	0- 2	0- 1	AWAY	0- 1	0- 0	1- 0				
1- 2	0- 0	0- 0	NEUTRAL	0- 0	0- 0	1- 2				
7- 4	0- 0	0- 0	CONFERENCE	0- 0	0- 0	7- 4				
5- 1	0- 0	0- 0	HOME	0- 0	0- 0	5- 1				
2- 3	0- 0	0- 0	AWAY	0- 0	0- 0	2- 3				
0- 0	0- 0	0- 0	NEUTRAL	0- 0	0- 0	0- 0				

RPI 1-25				RPI 26-50				RPI 51-100				RPI 101+ Team's RPI: 180			
RPI	S	Opponent	Score	RPI	S	Opponent	Score	RPI	S	Opponent	Score	RPI	S	Opponent	Score
13	A	Texas A&M	39 73	50	A	Southern Miss.	66 84	67	A	Stetson	65 74	166	N	Georgetown	55 67
16	A	Baylor	58 111									193	H	Texas Southern	79 70
												198	A	Lamar	68 82
												202	A	Northwestern St.	60 76
												211	A	McNeese St.	71 63
												212	A	Stephen F. Austin	75 74
												216	H	Central Ark.	69 60
												221	H	Louisiana Tech	80 78
												223	A	Sam Houston St.	50 51
												244	H	Houston Baptist	61 66
												250	H	A&M-Corpus Christi	67 60
												257	H	Oral Roberts	71 60
												259	H	Southeastern La.	84 55
												266	N	Bethune-Cookman	73 56
												294	A	South Ala.	68 60
												299	N	UC Riverside	64 74
												343	H	New Orleans	89 40
LAST 12 Division I GAMES:															
202	A	Northwestern St.	60 76	244	H	Houston Baptist	61 66								
212	A	Stephen F. Austin	75 74	223	A	Sam Houston St.	50 51								
216	H	Central Ark.	69 60	198	A	Lamar	68 82								
257	H	Oral Roberts	71 60	259	H	Southeastern La.	84 55								
211	A	McNeese St.	71 63	343	H	New Orleans	89 40								
250	H	A&M-Corpus Christi	67 60	50	A	Southern Miss.	66 84								

Non-Div I Games: Southern-N.O. 91 58

Nicholls St.

■ Loss,
 ■ Non-Conf,
 ■ S Site,
 ■ Home
 ■ A Away
 N Neutral

Average RPI Win:	252	WON-LOST	WINNING	LAST 10	STRENGTH OF	OPP. STRENGTH	TEAM	ADJ.	CONF.	ADJ CONF.
Average RPI Loss:	95	RECORD	PCT. RANK	GAMES	SCHEDULE	OF SCHEDULE	RPI	RPI	RPI	RPI
DIV. I ONLY	8- 12	224	5- 5	84	158	181	181	19	19	
DIV. I NON-CONF.	3- 7	260	1- 1	49	47	183	183	23	23	
TOTALS	RPI 1-25	RPI 26-50	W-L RECORDS	RPI 51-100	RPI 101-150	RPI 150+				
8- 12	0- 3	0- 1	OVERALL	0- 2	0- 3	8- 3				
6- 5	0- 2	0- 1	HOME	0- 1	0- 1	6- 0				
2- 7	0- 1	0- 0	AWAY	0- 1	0- 2	2- 3				
0- 0	0- 0	0- 0	NEUTRAL	0- 0	0- 0	0- 0				
3- 7	0- 3	0- 1	NON-CONFERENCE	0- 2	0- 1	3- 0				
2- 4	0- 2	0- 1	HOME	0- 1	0- 0	2- 0				
1- 3	0- 1	0- 0	AWAY	0- 1	0- 1	1- 0				
0- 0	0- 0	0- 0	NEUTRAL	0- 0	0- 0	0- 0				
5- 5	0- 0	0- 0	CONFERENCE	0- 0	0- 2	5- 3				
4- 1	0- 0	0- 0	HOME	0- 0	0- 1	4- 0				
1- 4	0- 0	0- 0	AWAY	0- 0	0- 1	1- 3				
0- 0	0- 0	0- 0	NEUTRAL	0- 0	0- 0	0- 0				

RPI 1-25				RPI 26-50				RPI 51-100				RPI 101+ Team's RPI: 181			
RPI	S	Opponent	Score	RPI	S	Opponent	Score	RPI	S	Opponent	Score	RPI	S	Opponent	Score
8	H	South Carolina	54 88	38	H	San Diego	45 48	53	A	Southern California	61 65	101	A	Sacramento St.	89 93
12	H	North Carolina St.	67 84					76	H	UCLA	55 56	119	A	Colorado St.	48 95
13	A	Texas A&M	35 72									119	H	Colorado St.	61 64
												164	A	Fresno St.	70 69
												167	A	Nevada	65 84
												188	H	Utah St.	88 72
												206	A	Boise St.	64 73
												206	H	Boise St.	75 65
												225	A	UNLV	59 74
												245	H	Miami (OH)	75 64
												269	H	San Jose St.	88 65
												299	H	UC Riverside	58 57
												307	A	UC Santa Barbara	71 67
												340	H	Air Force	72 39
LAST 12 Division I GAMES:															
167	A	Nevada	65 84	164	A	Fresno St.	70 69								
206	H	Boise St.	75 65	340	H	Air Force	72 39								
119	A	Colorado St.	48 95	206	A	Boise St.	64 73								
188	H	Utah St.	88 72	119	H	Colorado St.	61 64								
269	H	San Jose St.	88 65	12	H	North Carolina St.	67 84								
225	A	UNLV	59 74	299	H	UC Riverside	58 57								

Non-Div I Games:

San Diego St.

Average RPI Win: 252				Through Games of Feb. 9, 1911													
WON-LOST		WINNING		LAST 10		STRENGTH OF		OPP. STRENGTH		TEAM		ADJ.		CONF.		ADJ CONF.	
RECORD		PCT. RANK		GAMES		SCHEDULE		OF SCHEDULE		RPI		RPI		RPI		RPI	
DIV. I ONLY		11- 8		121		3- 7		314		152		182		182		13	
DIV. I NON-CONF.		7- 1		28		0- 0		331		191		101		101		13	
TOTALS		RPI 1-25		RPI 26-50		W-L RECORDS		RPI 51-100		RPI 101-150		RPI 150+					
11- 8		0- 0		0- 2		OVERALL		0- 1		1- 2		10- 3					
4- 3		0- 0		0- 0		HOME		0- 0		1- 1		3- 2					
5- 5		0- 0		0- 2		AWAY		0- 1		0- 1		5- 1					
2- 0		0- 0		0- 0		NEUTRAL		0- 0		0- 0		2- 0					
7- 1		0- 0		0- 0		NON-CONFERENCE		0- 1		1- 0		6- 0					
2- 0		0- 0		0- 0		HOME		0- 0		1- 0		1- 0					
3- 1		0- 0		0- 0		AWAY		0- 1		0- 0		3- 0					
2- 0		0- 0		0- 0		NEUTRAL		0- 0		0- 0		2- 0					
4- 7		0- 0		0- 2		CONFERENCE		0- 0		0- 2		4- 3					
2- 3		0- 0		0- 0		HOME		0- 0		0- 1		2- 2					
2- 4		0- 0		0- 2		AWAY		0- 0		0- 1		2- 1					
0- 0		0- 0		0- 0		NEUTRAL		0- 0		0- 0		0- 0					

RPI 1-25				RPI 26-50				RPI 51-100				RPI 101+				Team's RPI: 182	
RPI	S	Opponent	Score	RPI	S	Opponent	Score	RPI	S	Opponent	Score	RPI	S	Opponent	Score		
				31	A	Central Mich.	67 82	85	A	Michigan	75 89	115	H	Butler	81 76		
				37	A	Bowling Green	57 71					122	H	Akron	79 101		
												127	A	Buffalo	83 84		
												160	A	Cleveland St.	84 70		
												165	H	Ball St.	66 70		
												190	A	Ohio	68 55		
												205	A	Loyola Chicago	82 64		
												222	H	Western Mich.	83 77		
												238	A	Northern Ill.	54 77		
												245	H	Miami (OH)	65 71		
												290	N	Wagner	69 56		
												301	N	Monmouth	64 53		
												317	A	Kent St.	88 70		
												317	H	Kent St.	65 57		
												319	H	UMKC	75 66		
												339	A	Detroit	104 96		
LAST 12 Division I GAMES:																	
				190	A	Ohio	68 55	127	A	Buffalo	83 84						
				317	H	Kent St.	65 57	222	H	Western Mich.	83 77						
				245	H	Miami (OH)	65 71	238	A	Northern Ill.	54 77						
				31	A	Central Mich.	67 82	165	H	Ball St.	66 70						
				122	H	Akron	79 101	317	A	Kent St.	88 70						
				37	A	Bowling Green	57 71	301	N	Monmouth	64 53						

Non-Div I Games:	Madonna	101	52	Lawrence Tech	95	62	Marygrove	120	35
------------------	---------	-----	----	---------------	----	----	-----------	-----	----

Eastern Mich.

Loss, Non-Conf, S Site, H Home A Away N Neutral

Average RPI Win:	268	WON-LOST	WINNING	LAST 10	STRENGTH OF	OPP. STRENGTH	TEAM	ADJ.	CONF.	ADJ CONF.
Average RPI Loss:	137	RECORD	PCT. RANK	GAMES	SCHEDULE	OF SCHEDULE	RPI	RPI	RPI	RPI
DIV. I ONLY	10- 12	197	8- 2	217	216	183	183	27	27	
DIV. I NON-CONF.	2- 9	299	0- 1	72	87	223	223	27	27	
TOTALS	RPI 1-25	RPI 26-50	W-L RECORDS	RPI 51-100	RPI 101-150	RPI 150+				
10- 12	0- 1	0- 1	OVERALL	0- 4	0- 1	10- 5				
4- 3	0- 0	0- 0	HOME	0- 1	0- 0	4- 2				
6- 8	0- 1	0- 1	AWAY	0- 2	0- 1	6- 3				
0- 1	0- 0	0- 0	NEUTRAL	0- 1	0- 0	0- 0				
2- 9	0- 1	0- 1	NON-CONFERENCE	0- 4	0- 1	2- 2				
1- 2	0- 0	0- 0	HOME	0- 1	0- 0	1- 1				
1- 6	0- 1	0- 1	AWAY	0- 2	0- 1	1- 1				
0- 1	0- 0	0- 0	NEUTRAL	0- 1	0- 0	0- 0				
8- 3	0- 0	0- 0	CONFERENCE	0- 0	0- 0	8- 3				
3- 1	0- 0	0- 0	HOME	0- 0	0- 0	3- 1				
5- 2	0- 0	0- 0	AWAY	0- 0	0- 0	5- 2				
0- 0	0- 0	0- 0	NEUTRAL	0- 0	0- 0	0- 0				

RPI 1-25				RPI 26-50				RPI 51-100				RPI 101+ Team's RPI: 183			
RPI	S	Opponent	Score	RPI	S	Opponent	Score	RPI	S	Opponent	Score	RPI	S	Opponent	Score
11	A	Penn St.	77 117	37	A	Bowling Green	66 81	52	A	Florida	71 105	127	A	Buffalo	77 87
								77	A	FGCU	68 75	169	H	Mt. St. Mary's	81 66
								78	H	Duquesne	66 86	200	A	Sacred Heart	88 95
								90	N	Tulane	67 89	200	H	Sacred Heart	89 80
												208	H	Colgate	79 97
												236	A	Robert Morris	69 83
												240	A	Bryant	83 79
												240	H	Bryant	86 88
												252	H	Howard	86 85
												258	A	Central Conn. St.	106 97
												268	A	East Tenn. St.	92 79
												287	A	George Mason	62 97
												290	A	Wagner	92 78
												323	A	LIU Brooklyn	84 76
												341	A	Fairleigh Dickinson	110 69
												341	H	Fairleigh Dickinson	111 89
LAST 12 Division I GAMES:															
200	H	Sacred Heart	89 80	236	A	Robert Morris	69 83								
240	A	Bryant	83 79	240	H	Bryant	86 88								
290	A	Wagner	92 78	341	H	Fairleigh Dickinson	111 89								
323	A	LIU Brooklyn	84 76	258	A	Central Conn. St.	106 97								
341	A	Fairleigh Dickinson	110 69	200	A	Sacred Heart	88 95								
169	H	Mt. St. Mary's	81 66	37	A	Bowling Green	66 81								

Non-Div I Games:

Saint Francis (PA)

■ Loss,
 ■ Non-Conf,
 ■ S Site,
 ■ Home
 ■ A Away
 N Neutral

Average RPI Win:	241	WON-LOST	WINNING	LAST 10	STRENGTH OF	OPP. STRENGTH	TEAM	ADJ.	CONF.	ADJ CONF.
Average RPI Loss:	162	RECORD	PCT. RANK	GAMES	SCHEDULE	OF SCHEDULE	RPI	RPI	RPI	RPI
DIV. I ONLY	10- 12	197	5- 5	117	345	184	184	24	24	
DIV. I NON-CONF.	5- 7	198	1- 3	134	336	200	200	25	25	
TOTALS	RPI 1-25	RPI 26-50	W-L RECORDS	RPI 51-100	RPI 101-150	RPI 150+				
10- 12	0- 0	0- 1	OVERALL	1- 4	0- 2	9- 5				
7- 2	0- 0	0- 0	HOME	1- 1	0- 0	6- 1				
1- 9	0- 0	0- 1	AWAY	0- 2	0- 1	1- 4				
2- 1	0- 0	0- 0	NEUTRAL	0- 0	0- 1	2- 0				
5- 7	0- 0	0- 1	NON-CONFERENCE	0- 2	0- 2	5- 2				
3- 1	0- 0	0- 0	HOME	0- 1	0- 0	3- 0				
0- 5	0- 0	0- 1	AWAY	0- 1	0- 1	0- 2				
2- 1	0- 0	0- 0	NEUTRAL	0- 0	0- 1	2- 0				
5- 5	0- 0	0- 0	CONFERENCE	1- 2	0- 0	4- 3				
4- 1	0- 0	0- 0	HOME	1- 0	0- 0	3- 1				
1- 4	0- 0	0- 0	AWAY	0- 2	0- 0	1- 2				
0- 0	0- 0	0- 0	NEUTRAL	0- 0	0- 0	0- 0				

RPI S	Opponent	Score	RPI S	Opponent	Score	RPI S	Opponent	Score	RPI S	Opponent	Score	Team's RPI: 184
			50 A	Southern Miss.	69 96	60 A	Auburn	55 92	105 N	Wake Forest	63 79	
						67 H	Stetson	66 101	112 A	VCU	67 94	
						93 A	Hampton	67 70	163 A	Savannah St.	68 80	
						99 A	N.C. A&T	77 82	163 H	Savannah St.	78 72	
						99 H	N.C. A&T	55 51	192 H	Southern U.	74 67	
									209 H	Jacksonville	69 64	
									247 N	Eastern Ky.	64 58	
									252 H	Howard	87 42	
									264 A	Troy	88 100	
									271 H	N.C. Central	64 71	
									291 A	Norfolk St.	83 62	
									293 H	Tennessee St.	66 49	
									322 A	South Carolina St.	57 68	
									322 H	South Carolina St.	70 64	
									333 A	Alabama St.	63 64	
									341 N	Fairleigh Dickinson	62 52	
LAST 12 Division I GAMES:												
			99 A	N.C. A&T	77 82	99 H	N.C. A&T	55 51				
			163 H	Savannah St.	78 72	271 H	N.C. Central	64 71				
			322 H	South Carolina St.	70 64	341 N	Fairleigh Dickinson	62 52				
			252 H	Howard	87 42	105 N	Wake Forest	63 79				
			163 A	Savannah St.	68 80	112 A	VCU	67 94				
			322 A	South Carolina St.	57 68	333 A	Alabama St.	63 64				

Non-Div I Games: Webber Int'l 65 57

Florida A&M

■ Loss,
 ■ Non-Conf, S Site,
 ■ Home
 ■ Away
 N Neutral

Average RPI Win: 259		WON-LOST	WINNING	LAST 10	STRENGTH OF	OPP. STRENGTH	TEAM	ADJ.	CONF.	ADJ CONF.
Average RPI Loss: 113		RECORD	PCT. RANK	GAMES	SCHEDULE	OF SCHEDULE	RPI	RPI	RPI	RPI
DIV. I ONLY		9- 14	232	3- 7	138	198	185	185	12	12
DIV. I NON-CONF.		6- 7	165	0- 2	74	276	141	141	10	10
TOTALS		RPI 1-25	RPI 26-50	W-L RECORDS	RPI 51-100	RPI 101-150	RPI 150+			
9- 14	0- 0		0- 2	OVERALL	0- 4	1- 5	8- 3			
3- 6	0- 0		0- 1	HOME	0- 1	0- 2	3- 2			
6- 7	0- 0		0- 1	AWAY	0- 2	1- 3	5- 1			
0- 1	0- 0		0- 0	NEUTRAL	0- 1	0- 0	0- 0			
6- 7	0- 0		0- 1	NON-CONFERENCE	0- 4	0- 2	6- 0			
2- 3	0- 0		0- 1	HOME	0- 1	0- 1	2- 0			
4- 3	0- 0		0- 0	AWAY	0- 2	0- 1	4- 0			
0- 1	0- 0		0- 0	NEUTRAL	0- 1	0- 0	0- 0			
3- 7	0- 0		0- 1	CONFERENCE	0- 0	1- 3	2- 3			
1- 3	0- 0		0- 0	HOME	0- 0	0- 1	1- 2			
2- 4	0- 0		0- 1	AWAY	0- 0	1- 2	1- 1			
0- 0	0- 0		0- 0	NEUTRAL	0- 0	0- 0	0- 0			

RPI 1-25				RPI 26-50				RPI 51-100				RPI 101+ Team's RPI: 185			
RPI	S	Opponent	Score	RPI	S	Opponent	Score	RPI	S	Opponent	Score	RPI	S	Opponent	Score
				44	A	James Madison	57 85	64	A	Marist	66 103	110	A	Drexel	52 55
				45	H	Rutgers	51 65	69	H	Harvard	74 81	118	H	Albany (NY)	66 75
								75	N	Northwestern	46 73	125	A	Delaware	65 74
								90	A	Tulane	49 85	146	A	Holy Cross	62 70
												149	A	Col. of Charleston	61 53
												149	H	Col. of Charleston	74 90
												159	H	Hofstra	55 65
												186	A	Boston U.	73 62
												197	A	Towson	65 66
												197	H	Towson	62 67
												232	A	New Hampshire	70 50
												246	H	Maine	81 55
												283	A	Massachusetts	95 76
												289	A	UNC Wilmington	64 50
												289	H	UNC Wilmington	56 44
												328	A	Rhode Island	64 59
												331	H	NJIT	79 55
LAST 12 Division I GAMES:															
				149	A	Col. of Charleston	61 53	159	H	Hofstra	55 65				
				44	A	James Madison	57 85	149	H	Col. of Charleston	74 90				
				197	H	Towson	62 67	197	A	Towson	65 66				
				289	H	UNC Wilmington	56 44	289	A	UNC Wilmington	64 50				
				125	A	Delaware	65 74	118	H	Albany (NY)	66 75				
				110	A	Drexel	52 55	75	N	Northwestern	46 73				

Non-Div I Games:

Northeastern

Loss, Non-Conf, S Site, H Home A Away N Neutral

Average RPI Win: 243	WON-LOST	WINNING	LAST 10	STRENGTH OF	OPP. STRENGTH	TEAM	ADJ.	CONF.	ADJ CONF.
Average RPI Loss: 117	RECORD	PCT. RANK	GAMES	SCHEDULE	OF SCHEDULE	RPI	RPI	RPI	RPI
DIV. I ONLY	9- 16	256	3- 7	111	157	186	186	11	11
DIV. I NON-CONF.	5- 8	220	0- 0	174	207	195	195	11	11
TOTALS	RPI 1-25	RPI 26-50	W-L RECORDS	RPI 51-100	RPI 101-150	RPI 150+			
9- 16	0- 1	0- 0	OVERALL	0- 7	2- 3	7- 5			
3- 6	0- 0	0- 0	HOME	0- 2	1- 2	2- 2			
5- 8	0- 1	0- 0	AWAY	0- 4	1- 1	4- 2			
1- 2	0- 0	0- 0	NEUTRAL	0- 1	0- 0	1- 1			
5- 8	0- 1	0- 0	NON-CONFERENCE	0- 4	0- 0	5- 3			
1- 3	0- 0	0- 0	HOME	0- 1	0- 0	1- 2			
3- 3	0- 1	0- 0	AWAY	0- 2	0- 0	3- 0			
1- 2	0- 0	0- 0	NEUTRAL	0- 1	0- 0	1- 1			
4- 8	0- 0	0- 0	CONFERENCE	0- 3	2- 3	2- 2			
2- 3	0- 0	0- 0	HOME	0- 1	1- 2	1- 0			
2- 5	0- 0	0- 0	AWAY	0- 2	1- 1	1- 2			
0- 0	0- 0	0- 0	NEUTRAL	0- 0	0- 0	0- 0			

RPI 1-25				RPI 26-50				RPI 51-100				RPI 101+ Team's RPI: 186			
RPI	S	Opponent	Score	RPI	S	Opponent	Score	RPI	S	Opponent	Score	RPI	S	Opponent	Score
3	A	UConn	38 96					58	N	St. Bonaventure	64 65	117	H	American	56 63
								63	A	Navy	50 70	120	A	Lafayette	61 59
								63	H	Navy	57 68	120	H	Lafayette	63 68
								64	H	Marist	65 76	124	H	Bucknell	86 58
								69	A	Harvard	67 76	146	A	Holy Cross	59 69
								81	A	Army	45 72	172	N	Old Dominion	56 62
								99	A	Boston College	52 63	185	H	Northeastern	62 73
												208	A	Colgate	64 81
												210	A	Lehigh	54 67
												210	H	Lehigh	71 64
												217	H	Yale	68 78
												232	A	New Hampshire	69 58
												260	A	Loyola Maryland	70 60
												283	A	Massachusetts	66 63
												301	N	Monmouth	52 43
												328	H	Rhode Island	52 49
												332	A	Vermont	80 62
LAST 12 Division I GAMES:															
120	A	Lafayette	61 59	260	A	Loyola Maryland	70 60								
63	H	Navy	57 68	208	A	Colgate	64 81								
210	A	Lehigh	54 67	120	H	Lafayette	63 68								
81	A	Army	45 72	63	A	Navy	50 70								
124	H	Bucknell	86 58	210	H	Lehigh	71 64								
117	H	American	56 63	146	A	Holy Cross	59 69								

Non-Div I Games:

Boston U.

■ Loss,
 ■ Non-Conf, S Site,
 ■ Home
 ■ Away
 N Neutral

Average RPI Win:	218	WON-LOST	WINNING	LAST 10	STRENGTH OF	OPP. STRENGTH	TEAM	ADJ.	CONF.	ADJ CONF.
Average RPI Loss:	187	RECORD	PCT. RANK	GAMES	SCHEDULE	OF SCHEDULE	RPI	RPI	RPI	RPI
DIV. I ONLY	12- 10	136	7- 3	261	224	187	187	22	22	
DIV. I NON-CONF.	4- 7	229	0- 1	244	156	251	251	21	21	
TOTALS	RPI 1-25	RPI 26-50	W-L RECORDS	RPI 51-100	RPI 101-150	RPI 150+				
12- 10	0- 0	0- 0	OVERALL	2- 2	2- 2	8- 6				
6- 4	0- 0	0- 0	HOME	1- 1	1- 1	4- 2				
5- 6	0- 0	0- 0	AWAY	0- 1	1- 1	4- 4				
1- 0	0- 0	0- 0	NEUTRAL	1- 0	0- 0	0- 0				
4- 7	0- 0	0- 0	NON-CONFERENCE	1- 1	1- 2	2- 4				
2- 3	0- 0	0- 0	HOME	0- 0	1- 1	1- 2				
1- 4	0- 0	0- 0	AWAY	0- 1	0- 1	1- 2				
1- 0	0- 0	0- 0	NEUTRAL	1- 0	0- 0	0- 0				
8- 3	0- 0	0- 0	CONFERENCE	1- 1	1- 0	6- 2				
4- 1	0- 0	0- 0	HOME	1- 1	0- 0	3- 0				
4- 2	0- 0	0- 0	AWAY	0- 0	1- 0	3- 2				
0- 0	0- 0	0- 0	NEUTRAL	0- 0	0- 0	0- 0				

RPI S	Opponent	Score	RPI S	Opponent	Score	RPI S	Opponent	Score	RPI S	Opponent	Score	Team's RPI: 187
						67	H Stetson	66 90	115	A Butler	47 53	
						77	H FGCU	63 43	138	H Cincinnati	77 61	
						95	N UT Martin	70 61	142	H Western Ky.	64 74	
						98	A IUPUI	63 86	147	A USC Upstate	76 60	
									165	H Ball St.	63 67	
									209	A Jacksonville	56 67	
									219	H Illinois St.	61 48	
									224	A Youngstown St.	53 67	
									233	A Mercer	72 64	
									233	H Mercer	72 61	
									236	A Robert Morris	71 62	
									245	H Miami (OH)	66 76	
									268	A East Tenn. St.	73 63	
									289	A UNC Wilmington	62 65	
									314	A Kennesaw St.	39 53	
									314	H Kennesaw St.	79 51	
									318	H Lipscomb	72 65	
									337	A North Florida	57 51	
LAST 12 Division I GAMES:												
			314	A Kennesaw St.	39 53		337	A North Florida	57 51			
			233	A Mercer	72 64		314	H Kennesaw St.	79 51			
			77	H FGCU	63 43		233	H Mercer	72 61			
			67	H Stetson	66 90		268	A East Tenn. St.	73 63			
			318	H Lipscomb	72 65		147	A USC Upstate	76 60			
			209	A Jacksonville	56 67		165	H Ball St.	63 67			

Non-Div I Games:

Northern Ky.

■ Loss,
 ■ Non-Conf,
 ■ S Site,
 ■ H Home
 ■ A Away
 N Neutral

Average RPI Win:	227	WON-LOST	WINNING	LAST 10	STRENGTH OF	OPP. STRENGTH	TEAM	ADJ.	CONF.	ADJ CONF.
Average RPI Loss:	149	RECORD	PCT. RANK	GAMES	SCHEDULE	OF SCHEDULE	RPI	RPI	RPI	RPI
DIV. I ONLY	9- 11	204	3- 7	177	228	188	188	19	19	
DIV. I NON-CONF.	5- 4	131	0- 0	121	210	106	106	23	23	
TOTALS	RPI 1-25	RPI 26-50	W-L RECORDS	RPI 51-100	RPI 101-150	RPI 150+				
9- 11	0- 0	0- 1	OVERALL	0- 2	1- 1	8- 7				
5- 3	0- 0	0- 0	HOME	0- 0	1- 0	4- 3				
4- 7	0- 0	0- 1	AWAY	0- 1	0- 1	4- 4				
0- 1	0- 0	0- 0	NEUTRAL	0- 1	0- 0	0- 0				
5- 4	0- 0	0- 1	NON-CONFERENCE	0- 2	0- 0	5- 1				
3- 0	0- 0	0- 0	HOME	0- 0	0- 0	3- 0				
2- 3	0- 0	0- 1	AWAY	0- 1	0- 0	2- 1				
0- 1	0- 0	0- 0	NEUTRAL	0- 1	0- 0	0- 0				
4- 7	0- 0	0- 0	CONFERENCE	0- 0	1- 1	3- 6				
2- 3	0- 0	0- 0	HOME	0- 0	1- 0	1- 3				
2- 4	0- 0	0- 0	AWAY	0- 0	0- 1	2- 3				
0- 0	0- 0	0- 0	NEUTRAL	0- 0	0- 0	0- 0				

RPI 1-25				RPI 26-50				RPI 51-100				RPI 101+				Team's RPI: 188
RPI	S	Opponent	Score	RPI	S	Opponent	Score	RPI	S	Opponent	Score	RPI	S	Opponent	Score	
				42	A	Nebraska	75 95	54	A	BYU	74 84	119	A	Colorado St.	78 88	
								93	N	Hampton	88 98	136	H	Wyoming	80 75	
												151	H	Utah	77 61	
												167	A	Nevada	66 70	
												167	H	Nevada	72 76	
												170	H	Idaho St.	78 66	
												174	A	South Dakota	71 81	
												181	A	San Diego St.	72 88	
												189	A	Cal St. Northridge	75 67	
												206	A	Boise St.	62 83	
												206	H	Boise St.	68 71	
												225	H	UNLV	67 73	
												229	H	Loyola Marymount	100 58	
												249	A	New Mexico	75 69	
												269	A	San Jose St.	78 65	
												307	A	UC Santa Barbara	81 70	
												340	H	Air Force	88 78	
LAST 12 Division I GAMES:																
206	A	Boise St.	62 83	206	H	Boise St.	68 71									
167	A	Nevada	66 70	119	A	Colorado St.	78 88									
136	H	Wyoming	80 75	167	H	Nevada	72 76									
249	A	New Mexico	75 69	269	A	San Jose St.	78 65									
181	A	San Diego St.	72 88	340	H	Air Force	88 78									
225	H	UNLV	67 73	54	A	BYU	74 84									

Non-Div I Games: Black Hills St. 103 46 Col. of Idaho 81 86

Utah St.

Average RPI Win:	196	WON-LOST	WINNING	LAST 10	STRENGTH OF	OPP. STRENGTH	TEAM	ADJ.	CONF.	ADJ CONF.
Average RPI Loss:	131	RECORD	PCT. RANK	GAMES	SCHEDULE	OF SCHEDULE	RPI	RPI	RPI	RPI
DIV. I ONLY	11- 13	192	7- 3	185	129	189	189	16	16	
DIV. I NON-CONF.	4- 10	267	0- 2	145	126	229	229	14	14	
TOTALS	RPI 1-25	RPI 26-50	W-L RECORDS	RPI 51-100	RPI 101-150	RPI 150+				
11- 13	0- 0	0- 1	OVERALL	2- 3	2- 3	7- 6				
5- 7	0- 0	0- 1	HOME	2- 1	1- 0	2- 5				
6- 6	0- 0	0- 0	AWAY	0- 2	1- 3	5- 1				
0- 0	0- 0	0- 0	NEUTRAL	0- 0	0- 0	0- 0				
4- 10	0- 0	0- 1	NON-CONFERENCE	1- 3	1- 2	2- 4				
2- 5	0- 0	0- 1	HOME	1- 1	0- 0	1- 3				
2- 5	0- 0	0- 0	AWAY	0- 2	1- 2	1- 1				
0- 0	0- 0	0- 0	NEUTRAL	0- 0	0- 0	0- 0				
7- 3	0- 0	0- 0	CONFERENCE	1- 0	1- 1	5- 2				
3- 2	0- 0	0- 0	HOME	1- 0	1- 0	1- 2				
4- 1	0- 0	0- 0	AWAY	0- 0	0- 1	4- 0				
0- 0	0- 0	0- 0	NEUTRAL	0- 0	0- 0	0- 0				

RPI S	Opponent	Score	RPI S	Opponent	Score	RPI S	Opponent	Score	RPI S	Opponent	Score	Team's RPI: 189
30	H St. Mary's (CA)	60 72	53	H Southern California	65 64	101	A Sacramento St.	73 92				
			54	H BYU	66 82	107	A Hawaii	44 54				
			72	A Oregon	61 96	107	H Hawaii	75 72				
			80	A Washington St.	59 68	137	A Clemson	69 53				
			82	H Cal Poly	81 76	150	A Eastern Wash.	53 73				
						152	H Bakersfield	73 74				
						154	A UC Davis	56 52				
						154	H UC Davis	74 82				
						157	H Long Beach St.	77 54				
						173	H UC Irvine	73 83				
						188	H Utah St.	67 75				
						198	A Montana St.	69 85				
						248	H Santa Clara	61 66				
						255	A Cal St. Fullerton	76 54				
						299	A UC Riverside	71 61				
						300	H Northern Ariz.	64 52				
						304	A Ga. Southern	70 58				
						307	A UC Santa Barbara	64 46				
LAST 12 Division I GAMES:												
255	A Cal St. Fullerton	76 54	307	A UC Santa Barbara	64 46							
154	H UC Davis	74 82	82	H Cal Poly	81 76							
107	H Hawaii	75 72	107	A Hawaii	44 54							
299	A UC Riverside	71 61	154	A UC Davis	56 52							
157	H Long Beach St.	77 54	152	H Bakersfield	73 74							
173	H UC Irvine	73 83	72	A Oregon	61 96							

Non-Div I Games:

Cal St. Northridge

■ Loss,
■ Non-Conf,
■ S Site,
■ H Home
■ A Away
N Neutral

Average RPI Win:	268	WON-LOST	WINNING	LAST 10	STRENGTH OF	OPP. STRENGTH	TEAM	ADJ.	CONF.	ADJ CONF.
Average RPI Loss:	109	RECORD	PCT. RANK	GAMES	SCHEDULE	OF SCHEDULE	RPI	RPI	RPI	RPI
DIV. I ONLY	7- 14	261	3- 7	80	209	190	190	13	13	
DIV. I NON-CONF.	4- 6	210	1- 0	34	263	97	97	13	13	
TOTALS	RPI 1-25	RPI 26-50	W-L RECORDS	RPI 51-100	RPI 101-150	RPI 150+				
7- 14	0- 2	0- 3	OVERALL	0- 1	0- 3	7- 5				
3- 4	0- 0	0- 1	HOME	0- 0	0- 0	3- 3				
3- 8	0- 1	0- 2	AWAY	0- 1	0- 2	3- 2				
1- 2	0- 1	0- 0	NEUTRAL	0- 0	0- 1	1- 0				
4- 6	0- 2	0- 1	NON-CONFERENCE	0- 1	0- 1	4- 1				
1- 0	0- 0	0- 0	HOME	0- 0	0- 0	1- 0				
2- 4	0- 1	0- 1	AWAY	0- 1	0- 0	2- 1				
1- 2	0- 1	0- 0	NEUTRAL	0- 0	0- 1	1- 0				
3- 8	0- 0	0- 2	CONFERENCE	0- 0	0- 2	3- 4				
2- 4	0- 0	0- 1	HOME	0- 0	0- 0	2- 3				
1- 4	0- 0	0- 1	AWAY	0- 0	0- 2	1- 1				
0- 0	0- 0	0- 0	NEUTRAL	0- 0	0- 0	0- 0				

RPI 1-25				RPI 26-50				RPI 51-100				RPI 101+ Team's RPI: 190			
RPI	S	Opponent	Score	RPI	S	Opponent	Score	RPI	S	Opponent	Score	RPI	S	Opponent	Score
7	A	Louisville	33 90	31	A	Central Mich.	63 80	62	A	East Carolina	47 76	122	A	Akron	56 80
24	N	Maryland	60 84	37	H	Bowling Green	62 78					126	N	Ill.-Chicago	67 76
				44	A	James Madison	33 56					127	A	Buffalo	43 55
												160	A	Cleveland St.	64 76
												165	H	Ball St.	63 79
												182	H	Eastern Mich.	55 68
												194	H	Toledo	62 64
												214	H	Xavier	94 88
												222	H	Western Mich.	70 53
												238	A	Northern Ill.	51 74
												245	H	Miami (OH)	97 79
												247	A	Eastern Ky.	60 52
												284	A	Morehead St.	64 56
												317	A	Kent St.	76 59
												344	N	UMBC	84 36
LAST 12 Division I GAMES:															
182	H	Eastern Mich.	55 68	165	H	Ball St.	63 79								
127	A	Buffalo	43 55	317	A	Kent St.	76 59								
31	A	Central Mich.	63 80	222	H	Western Mich.	70 53								
37	H	Bowling Green	62 78	245	H	Miami (OH)	97 79								
194	H	Toledo	62 64	238	A	Northern Ill.	51 74								
122	A	Akron	56 80	344	N	UMBC	84 36								

Non-Div I Games: Notre Dame (OH) 72 55

Ohio

■ Loss,
■ Non-Conf,
■ S Site,
■ H Home
■ A Away
N Neutral

Average RPI Win:	262	WON-LOST	WINNING	LAST 10	STRENGTH OF	OPP. STRENGTH	TEAM	ADJ.	CONF.	ADJ CONF.
Average RPI Loss:	109	RECORD	PCT. RANK	GAMES	SCHEDULE	OF SCHEDULE	RPI	RPI	RPI	RPI
DIV. I ONLY	12- 11	151	6- 4	247	137	191	191	9	9	
DIV. I NON-CONF.	5- 7	198	0- 1	246	143	214	214	9	9	
TOTALS	RPI 1-25	RPI 26-50	W-L RECORDS	RPI 51-100	RPI 101-150	RPI 150+				
12- 11	0- 1	0- 2	OVERALL	0- 4	2- 1	10- 3				
5- 5	0- 1	0- 1	HOME	0- 2	1- 1	4- 0				
6- 4	0- 0	0- 1	AWAY	0- 2	1- 0	5- 1				
1- 2	0- 0	0- 0	NEUTRAL	0- 0	0- 0	1- 2				
5- 7	0- 0	0- 2	NON-CONFERENCE	0- 3	0- 0	5- 2				
1- 3	0- 0	0- 1	HOME	0- 2	0- 0	1- 0				
3- 2	0- 0	0- 1	AWAY	0- 1	0- 0	3- 0				
1- 2	0- 0	0- 0	NEUTRAL	0- 0	0- 0	1- 2				
7- 4	0- 1	0- 0	CONFERENCE	0- 1	2- 1	5- 1				
4- 2	0- 1	0- 0	HOME	0- 0	1- 1	3- 0				
3- 2	0- 0	0- 0	AWAY	0- 1	1- 0	2- 1				
0- 0	0- 0	0- 0	NEUTRAL	0- 0	0- 0	0- 0				

RPI 1-25				RPI 26-50				RPI 51-100				RPI 101+ Team's RPI: 191			
RPI	S	Opponent	Score	RPI	S	Opponent	Score	RPI	S	Opponent	Score	RPI	S	Opponent	Score
10	H	Saint Joseph's	52 64	32	H	Villanova	47 83	58	A	St. Bonaventure	35 58	108	A	George Washington	77 68
				45	A	Rutgers	57 59	65	H	Temple	47 60	112	H	VCU	63 58
								67	H	Penn	54 64	133	H	Richmond	39 56
								96	A	Fairfield	59 64	158	N	FIU	58 84
												215	A	Saint Louis	43 53
												258	H	Central Conn. St.	71 60
												278	A	William & Mary	73 59
												283	H	Massachusetts	78 41
												286	A	Manhattan	72 62
												287	A	George Mason	65 50
												287	H	George Mason	66 60
												292	A	Dartmouth	54 43
												293	N	Tennessee St.	66 58
												324	N	Binghamton	56 57
												328	A	Rhode Island	50 44
												328	H	Rhode Island	50 42
LAST 12 Division I GAMES:															
328	H	Rhode Island	50 42	58	A	St. Bonaventure	35 58								
287	H	George Mason	66 60	283	H	Massachusetts	78 41								
215	A	Saint Louis	43 53	112	H	VCU	63 58								
133	H	Richmond	39 56	287	A	George Mason	65 50								
108	A	George Washington	77 68	328	A	Rhode Island	50 44								
10	H	Saint Joseph's	52 64	324	N	Binghamton	56 57								

Non-Div I Games:

La Salle

■ Loss,
 ■ Non-Conf,
 ■ S Site,
 ■ H Home
 ■ A Away
 N Neutral

Average RPI Win:	285	WON-LOST	WINNING	LAST 10	STRENGTH OF	OPP. STRENGTH	TEAM	ADJ.	CONF.	ADJ CONF.
Average RPI Loss:	142	RECORD	PCT. RANK	GAMES	SCHEDULE	OF SCHEDULE	RPI	RPI	RPI	RPI
DIV. I ONLY	10- 6	96	9- 1	331	304	192	192	32	32	
DIV. I NON-CONF.	1- 5	306	0- 2	177	34	276	276	32	32	
TOTALS	RPI 1-25	RPI 26-50	W-L RECORDS	RPI 51-100	RPI 101-150	RPI 150+				
10- 6	0- 0	0- 1	OVERALL	0- 2	0- 0	10- 3				
5- 1	0- 0	0- 0	HOME	0- 0	0- 0	5- 1				
5- 5	0- 0	0- 1	AWAY	0- 2	0- 0	5- 2				
0- 0	0- 0	0- 0	NEUTRAL	0- 0	0- 0	0- 0				
1- 5	0- 0	0- 1	NON-CONFERENCE	0- 2	0- 0	1- 2				
1- 0	0- 0	0- 0	HOME	0- 0	0- 0	1- 0				
0- 5	0- 0	0- 1	AWAY	0- 2	0- 0	0- 2				
0- 0	0- 0	0- 0	NEUTRAL	0- 0	0- 0	0- 0				
9- 1	0- 0	0- 0	CONFERENCE	0- 0	0- 0	9- 1				
4- 1	0- 0	0- 0	HOME	0- 0	0- 0	4- 1				
5- 0	0- 0	0- 0	AWAY	0- 0	0- 0	5- 0				
0- 0	0- 0	0- 0	NEUTRAL	0- 0	0- 0	0- 0				

RPI 1-25				RPI 26-50				RPI 51-100				RPI 101+ Team's RPI: 192			
RPI	S	Opponent	Score	RPI	S	Opponent	Score	RPI	S	Opponent	Score	RPI	S	Opponent	Score
				42	A	Nebraska	64 87	72	A	Oregon	90 130	155	A	Rice	64 77
								85	A	Michigan	59 83	184	A	Florida A&M	67 74
												193	A	Texas Southern	70 68
												259	H	Southeastern La.	63 56
												272	A	Grambling	74 72
												272	H	Grambling	100 92
												276	A	Mississippi Val.	76 67
												277	A	Prairie View	88 74
												280	H	Jackson St.	69 59
												311	H	Alcorn	52 58
												333	H	Alabama St.	60 44
												345	A	Ark.-Pine Bluff	84 70
												347	H	Alabama A&M	81 59
LAST 12 Division I GAMES:															
				272	A	Grambling	74 72	280	H	Jackson St.	69 59				
				311	H	Alcorn	52 58	272	H	Grambling	100 92				
				333	H	Alabama St.	60 44	193	A	Texas Southern	70 68				
				347	H	Alabama A&M	81 59	277	A	Prairie View	88 74				
				276	A	Mississippi Val.	76 67	85	A	Michigan	59 83				
				345	A	Ark.-Pine Bluff	84 70	72	A	Oregon	90 130				

Non-Div I Games: Spring Hill 91 60 Talladega 82 57

Southern U.

Loss, Non-Conf, S Site, H Home A Away N Neutral

Average RPI Win:	279	WON-LOST	WINNING	LAST 10	STRENGTH OF	OPP. STRENGTH	TEAM	ADJ.	CONF.	ADJ CONF.
Average RPI Loss:	156	RECORD	PCT. RANK	GAMES	SCHEDULE	OF SCHEDULE	RPI	RPI	RPI	RPI
DIV. I ONLY	12- 9	123	9- 1	278	337	193	193	32	32	
DIV. I NON-CONF.	3- 8	269	0- 2	99	264	219	219	32	32	
TOTALS	RPI 1-25	RPI 26-50	W-L RECORDS	RPI 51-100	RPI 101-150	RPI 150+				
12- 9	0- 1	0- 0	OVERALL	0- 1	0- 2	12- 5				
6- 2	0- 0	0- 0	HOME	0- 0	0- 0	6- 2				
6- 5	0- 0	0- 0	AWAY	0- 1	0- 1	6- 3				
0- 2	0- 1	0- 0	NEUTRAL	0- 0	0- 1	0- 0				
3- 8	0- 1	0- 0	NON-CONFERENCE	0- 1	0- 2	3- 4				
2- 1	0- 0	0- 0	HOME	0- 0	0- 0	2- 1				
1- 5	0- 0	0- 0	AWAY	0- 1	0- 1	1- 3				
0- 2	0- 1	0- 0	NEUTRAL	0- 0	0- 1	0- 0				
9- 1	0- 0	0- 0	CONFERENCE	0- 0	0- 0	9- 1				
4- 1	0- 0	0- 0	HOME	0- 0	0- 0	4- 1				
5- 0	0- 0	0- 0	AWAY	0- 0	0- 0	5- 0				
0- 0	0- 0	0- 0	NEUTRAL	0- 0	0- 0	0- 0				

RPI 1-25			RPI 26-50			RPI 51-100			RPI 101+ Team's RPI: 193		
RPI	S	Opponent	Score	RPI	S	RPI	S	Opponent	Score		
24	N	Maryland	59 100			51	A	UTEP	61 87	106	A Kansas 78 105
										126	N Ill.-Chicago 66 70
										155	A Rice 54 61
										178	A Tulsa 88 80
										180	A Nicholls St. 70 79
										192	H Southern U. 68 70
										211	H McNeese St. 71 55
										244	H Houston Baptist 82 70
										250	H A&M-Corpus Christi 69 71
										272	A Grambling 77 63
										276	H Mississippi Val. 65 55
										277	A Prairie View 74 70
										277	H Prairie View 63 59
										280	A Jackson St. 73 48
										311	H Alcorn 69 44
										319	A UMKC 79 80
										333	A Alabama St. 83 74
										345	H Ark.-Pine Bluff 75 51
										347	A Alabama A&M 66 61
LAST 12 Division I GAMES:											
277	A	Prairie View	74 70	272	A	Grambling	77 63				
333	A	Alabama St.	83 74	277	H	Prairie View	63 59				
347	A	Alabama A&M	66 61	192	H	Southern U.	68 70				
345	H	Ark.-Pine Bluff	75 51	311	H	Alcorn	69 44				
276	H	Mississippi Val.	65 55	51	A	UTEP	61 87				
280	A	Jackson St.	73 48	250	H	A&M-Corpus Christi	69 71				

Non-Div I Games:

Texas Southern

Average RPI Win: 241	WON-LOST	WINNING	LAST 10	STRENGTH OF	OPP. STRENGTH	TEAM	ADJ.	CONF.	ADJ CONF.
Average RPI Loss: 118	RECORD	PCT. RANK	GAMES	SCHEDULE	OF SCHEDULE	RPI	RPI	RPI	RPI
DIV. I ONLY	11- 11	161	6- 4	224	143	194	194	13	13
DIV. I NON-CONF.	5- 6	173	0- 1	235	174	218	218	13	13
TOTALS	RPI 1-25	RPI 26-50	W-L RECORDS	RPI 51-100	RPI 101-150	RPI 150+			
11- 11	0- 2	0- 3	OVERALL	1- 0	0- 3	10- 3			
5- 6	0- 2	0- 1	HOME	0- 0	0- 2	5- 1			
5- 5	0- 0	0- 2	AWAY	1- 0	0- 1	4- 2			
1- 0	0- 0	0- 0	NEUTRAL	0- 0	0- 0	1- 0			
5- 6	0- 2	0- 1	NON-CONFERENCE	1- 0	0- 1	4- 2			
2- 4	0- 2	0- 0	HOME	0- 0	0- 1	2- 1			
2- 2	0- 0	0- 1	AWAY	1- 0	0- 0	1- 1			
1- 0	0- 0	0- 0	NEUTRAL	0- 0	0- 0	1- 0			
6- 5	0- 0	0- 2	CONFERENCE	0- 0	0- 2	6- 1			
3- 2	0- 0	0- 1	HOME	0- 0	0- 1	3- 0			
3- 3	0- 0	0- 1	AWAY	0- 0	0- 1	3- 1			
0- 0	0- 0	0- 0	NEUTRAL	0- 0	0- 0	0- 0			

RPI 1-25				RPI 26-50				RPI 51-100				RPI 101+ Team's RPI: 194			
RPI	S	Opponent	Score	RPI	S	Opponent	Score	RPI	S	Opponent	Score	RPI	S	Opponent	Score
9	H	Purdue	79 81	30	A	St. Mary's (CA)	57 81	58	A	St. Bonaventure	64 62	110	H	Drexel	52 65
19	H	Dayton	75 87	31	A	Central Mich.	71 84					122	H	Akron	62 82
				37	H	Bowling Green	59 66					127	A	Buffalo	46 51
												165	H	Ball St.	73 61
												190	A	Ohio	64 62
												222	A	Western Mich.	72 78
												238	H	Northern Ill.	73 71
												245	A	Miami (OH)	73 65
												245	H	Miami (OH)	68 52
												255	N	Cal St. Fullerton	59 58
												274	A	Evansville	80 90
												276	H	Mississippi Val.	95 48
												317	A	Kent St.	83 55
												319	A	UMKC	96 81
												321	H	Valparaiso	61 63
												339	H	Detroit	79 70
LAST 12 Division I GAMES:															
317	A	Kent St.	83 55	222	A	Western Mich.	72 78								
245	A	Miami (OH)	73 65	127	A	Buffalo	46 51								
37	H	Bowling Green	59 66	245	H	Miami (OH)	68 52								
122	H	Akron	62 82	238	H	Northern Ill.	73 71								
190	A	Ohio	64 62	31	A	Central Mich.	71 84								
165	H	Ball St.	73 61	274	A	Evansville	80 90								

Non-Div I Games:

Toledo

RPI 1-25				RPI 26-50				RPI 51-100				RPI 101+				Team's RPI: 195	
RPI	S	Opponent	Score	RPI	S	Opponent	Score	RPI	S	Opponent	Score	RPI	S	Opponent	Score		
				27	A	Iowa	51 73	59	H	Creighton	62 55	119	A	Colorado St.	77 92		
				48	H	Iowa St.	47 89	71	A	Wichita St.	55 88	129	A	Indiana St.	81 90		
								94	A	Wisconsin	41 66	143	A	Missouri St.	66 89		
												170	H	Idaho St.	78 59		
												174	N	South Dakota	89 81		
												175	A	UNI	66 64		
												205	H	Loyola Chicago	69 75		
												219	A	Illinois St.	71 80		
												227	N	Cornell	49 59		
												251	N	Coastal Caro.	90 74		
												270	H	Bradley	97 77		
												274	A	Evansville	72 57		
												274	H	Evansville	67 71		
												281	H	Milwaukee	79 57		
												305	H	SIU Edwardsville	87 71		
												334	A	Southern Ill.	80 55		
												334	H	Southern Ill.	74 72		
LAST 12 Division I GAMES:																	
				334	A	Southern Ill.	80 55	143	A	Missouri St.	66 89						
				274	A	Evansville	72 57	274	H	Evansville	67 71						
				175	A	UNI	66 64	334	H	Southern Ill.	74 72						
				270	H	Bradley	97 77	129	A	Indiana St.	81 90						
				205	H	Loyola Chicago	69 75	219	A	Illinois St.	71 80						
				71	A	Wichita St.	55 88	281	H	Milwaukee	79 57						

Drake

Page 195

Average RPI Win:	272	WON-LOST	WINNING	LAST 10	STRENGTH OF	OPP. STRENGTH	TEAM	ADJ.	CONF.	ADJ CONF.
Average RPI Loss:	175	RECORD	PCT. RANK	GAMES	SCHEDULE	OF SCHEDULE	RPI	RPI	RPI	RPI
DIV. I ONLY	12- 9	123	6- 4	281	324	196	196	28	28	
DIV. I NON-CONF.	3- 4	193	0- 1	243	288	198	198	30	30	
TOTALS	RPI 1-25	RPI 26-50	W-L RECORDS	RPI 51-100	RPI 101-150	RPI 150+				
12- 9	0- 0	0- 0	OVERALL	0- 1	1- 3	11- 5				
8- 2	0- 0	0- 0	HOME	0- 0	1- 1	7- 1				
4- 7	0- 0	0- 0	AWAY	0- 1	0- 2	4- 4				
0- 0	0- 0	0- 0	NEUTRAL	0- 0	0- 0	0- 0				
3- 4	0- 0	0- 0	NON-CONFERENCE	0- 1	0- 1	3- 2				
2- 0	0- 0	0- 0	HOME	0- 0	0- 0	2- 0				
1- 4	0- 0	0- 0	AWAY	0- 1	0- 1	1- 2				
0- 0	0- 0	0- 0	NEUTRAL	0- 0	0- 0	0- 0				
9- 5	0- 0	0- 0	CONFERENCE	0- 0	1- 2	8- 3				
6- 2	0- 0	0- 0	HOME	0- 0	1- 1	5- 1				
3- 3	0- 0	0- 0	AWAY	0- 0	0- 1	3- 2				
0- 0	0- 0	0- 0	NEUTRAL	0- 0	0- 0	0- 0				

RPI 1-25			RPI 26-50			RPI 51-100			RPI 101+			Team's RPI: 196
RPI	S	Opponent	Score	RPI	S	Opponent	Score	RPI	S	Opponent	Score	
						99 A N.C. A&T	47 62			105 A Wake Forest	65 73	
										116 H Winthrop	77 74	
										144 A High Point	59 64	
										144 H High Point	62 76	
										161 A Liberty	52 75	
										161 H Liberty	61 55	
										169 A Mt. St. Mary's	64 68	
										204 A Elon	49 56	
										243 A Gardner-Webb	54 56	
										251 H Coastal Caro.	75 68	
										271 A N.C. Central	56 45	
										273 H UNC Asheville	67 59	
										275 H Western Caro.	73 60	
										289 H UNC Wilmington	67 53	
										306 H Charleston So.	71 81	
										309 A Presbyterian	46 43	
										327 A Longwood	74 55	
										327 H Longwood	63 54	
										335 A Radford	75 61	
										335 H Radford	72 58	
LAST 12 Division I GAMES:												
						144 A High Point	59 64			243 A Gardner-Webb	54 56	
						161 H Liberty	61 55			251 H Coastal Caro.	75 68	
						327 H Longwood	63 54			306 H Charleston So.	71 81	
						335 A Radford	75 61			99 A N.C. A&T	47 62	
						116 H Winthrop	77 74			144 H High Point	62 76	
						309 A Presbyterian	46 43			327 A Longwood	74 55	

Non-Div I Games: Erskine 82 56 UVa-Wise 64 47

Campbell

Loss, Non-Conf, S Site, H Home A Away N Neutral

Average RPI Win: 210	WON-LOST	WINNING	LAST 10	STRENGTH OF	OPP. STRENGTH	TEAM	ADJ.	CONF.	ADJ CONF.
Average RPI Loss: 154	RECORD	PCT. RANK	GAMES	SCHEDULE	OF SCHEDULE	RPI	RPI	RPI	RPI
DIV. I ONLY	11- 12	174	5- 5	229	138	197	197	12	12
DIV. I NON-CONF.	6- 7	165	2- 0	284	185	220	220	10	10
TOTALS	RPI 1-25	RPI 26-50	W-L RECORDS	RPI 51-100	RPI 101-150	RPI 150+			
11- 12	0- 2	0- 2	OVERALL	0- 1	2- 2	9- 5			
6- 5	0- 1	0- 1	HOME	0- 1	0- 1	6- 1			
5- 7	0- 1	0- 1	AWAY	0- 0	2- 1	3- 4			
0- 0	0- 0	0- 0	NEUTRAL	0- 0	0- 0	0- 0			
6- 7	0- 2	0- 0	NON-CONFERENCE	0- 1	1- 1	5- 3			
4- 2	0- 1	0- 0	HOME	0- 1	0- 0	4- 0			
2- 5	0- 1	0- 0	AWAY	0- 0	1- 1	1- 3			
0- 0	0- 0	0- 0	NEUTRAL	0- 0	0- 0	0- 0			
5- 5	0- 0	0- 2	CONFERENCE	0- 0	1- 1	4- 2			
2- 3	0- 0	0- 1	HOME	0- 0	0- 1	2- 1			
3- 2	0- 0	0- 1	AWAY	0- 0	1- 0	2- 1			
0- 0	0- 0	0- 0	NEUTRAL	0- 0	0- 0	0- 0			

RPI 1-25				RPI 26-50				RPI 51-100				RPI 101+ Team's RPI: 197			
RPI	S	Opponent	Score	RPI	S	Opponent	Score	RPI	S	Opponent	Score	RPI	S	Opponent	Score
12	A	North Carolina St.	46 69	44	A	James Madison	40 82	63	H	Navy	55 56	108	A	George Washington	68 67
24	H	Maryland	53 90	44	H	James Madison	57 62					124	A	Bucknell	62 78
												125	H	Delaware	44 69
												149	A	Col. of Charleston	64 60
												153	A	Coppin St.	66 59
												159	A	Hofstra	62 56
												159	H	Hofstra	65 63
												185	A	Northeastern	67 62
												185	H	Northeastern	66 65
												246	A	Maine	58 72
												260	H	Loyola Maryland	67 46
												278	A	William & Mary	60 69
												286	H	Manhattan	63 43
												287	A	George Mason	58 60
												289	H	UNC Wilmington	53 54
												315	A	Morgan St.	63 69
												323	H	LIU Brooklyn	76 56
												344	H	UMBC	64 57
LAST 12 Division I GAMES:															
44	A	James Madison	40 82	289	H	UNC Wilmington	53 54								
159	H	Hofstra	65 63	44	H	James Madison	57 62								
185	A	Northeastern	67 62	185	H	Northeastern	66 65								
125	H	Delaware	44 69	159	A	Hofstra	62 56								
278	A	William & Mary	60 69	153	A	Coppin St.	66 59								
149	A	Col. of Charleston	64 60	260	H	Loyola Maryland	67 46								

Non-Div I Games:

Towson

■ Loss,
 ■ Non-Conf, S Site,
 ■ Home
 ■ Away
 N Neutral

Average RPI Win: 241	WON-LOST	WINNING	LAST 10	STRENGTH OF	OPP. STRENGTH	TEAM	ADJ.	CONF.	ADJ CONF.
Average RPI Loss: 169	RECORD	PCT. RANK	GAMES	SCHEDULE	OF SCHEDULE	RPI	RPI	RPI	RPI
DIV. I ONLY	10- 9	144	6- 2	276	243	198	198	25	25
DIV. I NON-CONF.	4- 6	210	0- 1	200	198	203	203	24	24
TOTALS	RPI 1-25	RPI 26-50	W-L RECORDS	RPI 51-100	RPI 101-150	RPI 150+			
10- 9	0- 1	0- 0	OVERALL	0- 1	0- 1	10- 6			
4- 3	0- 0	0- 0	HOME	0- 0	0- 0	4- 3			
5- 5	0- 1	0- 0	AWAY	0- 1	0- 1	5- 2			
1- 1	0- 0	0- 0	NEUTRAL	0- 0	0- 0	1- 1			
4- 6	0- 1	0- 0	NON-CONFERENCE	0- 1	0- 1	4- 3			
1- 2	0- 0	0- 0	HOME	0- 0	0- 0	1- 2			
2- 3	0- 1	0- 0	AWAY	0- 1	0- 1	2- 0			
1- 1	0- 0	0- 0	NEUTRAL	0- 0	0- 0	1- 1			
6- 3	0- 0	0- 0	CONFERENCE	0- 0	0- 0	6- 3			
3- 1	0- 0	0- 0	HOME	0- 0	0- 0	3- 1			
3- 2	0- 0	0- 0	AWAY	0- 0	0- 0	3- 2			
0- 0	0- 0	0- 0	NEUTRAL	0- 0	0- 0	0- 0			

RPI 1-25			RPI 26-50			RPI 51-100			RPI 101+ Team's RPI: 198		
RPI	S	Opponent	Score	RPI	S	Opponent	Score	RPI	S	Opponent	Score
25	A	Oklahoma St.	56 83					70	A	SMU	79 82
								143	A	Missouri St.	60 87
								155	H	Rice	64 67
								171	A	UTSA	63 59
								178	H	Tulsa	67 68
								180	H	Nicholls St.	82 68
								202	A	Northwestern St.	84 79
								211	H	McNeese St.	72 58
								212	A	Stephen F. Austin	43 64
								223	A	Sam Houston St.	70 45
								228	H	Texas St.	68 55
								238	N	Northern Ill.	52 79
								244	H	Houston Baptist	66 76
								250	H	A&M-Corpus Christi	87 72
								259	A	Southeastern La.	62 67
								281	N	Milwaukee	75 63
								320	A	La.-Lafayette	68 60
								343	A	New Orleans	80 53
LAST 12 Division I GAMES:											
223	A	Sam Houston St.	70 45	180	H	Nicholls St.	82 68				
250	H	A&M-Corpus Christi	87 72	202	A	Northwestern St.	84 79				
244	H	Houston Baptist	66 76	212	A	Stephen F. Austin	43 64				
259	A	Southeastern La.	62 67	155	H	Rice	64 67				
343	A	New Orleans	80 53	228	H	Texas St.	68 55				
211	H	McNeese St.	72 58	143	A	Missouri St.	60 87				

Non-Div I Games: Incarnate Word 76 69 Abilene Christian 85 83 Our Lady Of The Lak94 60

Lamar

Loss, Non-Conf, S Site, H Home A Away N Neutral

Average RPI Win:	238	WON-LOST	WINNING	LAST 10	STRENGTH OF	OPP. STRENGTH	TEAM	ADJ.	CONF.	ADJ CONF.
Average RPI Loss:	144	RECORD	PCT. RANK	GAMES	SCHEDULE	OF SCHEDULE	RPI	RPI	RPI	RPI
DIV. I ONLY	9- 10	187	5- 5	238	183	198	198	15	15	
DIV. I NON-CONF.	3- 4	193	0- 0	221	257	210	210	18	18	
TOTALS	RPI 1-25	RPI 26-50	W-L RECORDS	RPI 51-100	RPI 101-150	RPI 150+				
9- 10	0- 0	0- 1	OVERALL	0- 1	2- 5	7- 3				
5- 2	0- 0	0- 0	HOME	0- 0	1- 1	4- 1				
3- 7	0- 0	0- 0	AWAY	0- 1	1- 4	2- 2				
1- 1	0- 0	0- 1	NEUTRAL	0- 0	0- 0	1- 0				
3- 4	0- 0	0- 1	NON-CONFERENCE	0- 1	0- 1	3- 1				
2- 0	0- 0	0- 0	HOME	0- 0	0- 0	2- 0				
0- 3	0- 0	0- 0	AWAY	0- 1	0- 1	0- 1				
1- 1	0- 0	0- 1	NEUTRAL	0- 0	0- 0	1- 0				
6- 6	0- 0	0- 0	CONFERENCE	0- 0	2- 4	4- 2				
3- 2	0- 0	0- 0	HOME	0- 0	1- 1	2- 1				
3- 4	0- 0	0- 0	AWAY	0- 0	1- 3	2- 1				
0- 0	0- 0	0- 0	NEUTRAL	0- 0	0- 0	0- 0				

RPI 1-25			RPI 26-50			RPI 51-100			RPI 101+			Team's RPI: 198
RPI	S	Opponent	Score	RPI	S	Opponent	Score	RPI	S	Opponent	Score	
				32	N	Villanova	55 79	92	A	Washington	60 83	
								101	A	Sacramento St.	95 107	
								104	A	North Dakota	76 65	
								128	H	Southern Utah	81 87	
								130	A	Montana	79 84	
								136	A	Wyoming	62 72	
								150	A	Eastern Wash.	66 81	
								150	H	Eastern Wash.	78 74	
								170	H	Idaho St.	63 74	
								189	H	Cal St. Northridge	85 69	
								218	A	Northern Colo.	68 55	
								235	A	Seattle	63 74	
								261	A	Portland St.	61 72	
								261	H	Portland St.	89 78	
								285	H	Denver	89 69	
								300	A	Northern Ariz.	80 72	
								316	H	Weber St.	87 71	
								321	N	Valparaiso	96 85	
LAST 12 Division I GAMES:												
261	A	Portland St.	61 72	104	A	North Dakota	76 65					
150	A	Eastern Wash.	66 81	218	A	Northern Colo.	68 55					
130	A	Montana	79 84	150	H	Eastern Wash.	78 74					
128	H	Southern Utah	81 87	261	H	Portland St.	89 78					
170	H	Idaho St.	63 74	300	A	Northern Ariz.	80 72					
316	H	Weber St.	87 71	101	A	Sacramento St.	95 107					

Non-Div I Games: Carroll (MT) 50 36 Mont. St. Billings 58 49

Montana St.

Loss, Non-Conf, S Site, H Home A Away N Neutral

Sacred Heart

Through Games Of Feb. 9, 2014

Average RPI Win:	251	WON-LOST	WINNING	LAST 10	STRENGTH OF	OPP. STRENGTH	TEAM	ADJ.	CONF.	ADJ CONF.
Average RPI Loss:	138	RECORD	PCT. RANK	GAMES	SCHEDULE	OF SCHEDULE	RPI	RPI	RPI	RPI
DIV. I ONLY	10- 12	197	6- 4	154	269	200	200	27	27	
DIV. I NON-CONF.	3- 8	269	1- 0	37	192	178	178	27	27	
TOTALS	RPI 1-25	RPI 26-50	W-L RECORDS	RPI 51-100	RPI 101-150	RPI 150+				
10- 12	0- 2	0- 2	OVERALL	0- 2	0- 1	10- 5				
7- 4	0- 1	0- 1	HOME	0- 1	0- 0	7- 1				
3- 7	0- 1	0- 1	AWAY	0- 0	0- 1	3- 4				
0- 1	0- 0	0- 0	NEUTRAL	0- 1	0- 0	0- 0				
3- 8	0- 2	0- 2	NON-CONFERENCE	0- 2	0- 0	3- 2				
1- 4	0- 1	0- 1	HOME	0- 1	0- 0	1- 1				
2- 3	0- 1	0- 1	AWAY	0- 0	0- 0	2- 1				
0- 1	0- 0	0- 0	NEUTRAL	0- 1	0- 0	0- 0				
7- 4	0- 0	0- 0	CONFERENCE	0- 0	0- 1	7- 3				
6- 0	0- 0	0- 0	HOME	0- 0	0- 0	6- 0				
1- 4	0- 0	0- 0	AWAY	0- 0	0- 1	1- 3				
0- 0	0- 0	0- 0	NEUTRAL	0- 0	0- 0	0- 0				

RPI 1-25				RPI 26-50				RPI 51-100				RPI 101+ Team's RPI: 200			
RPI	S	Opponent	Score	RPI	S	Opponent	Score	RPI	S	Opponent	Score	RPI	S	Opponent	Score
14	H	St. John's (NY)	72 77	32	H	Villanova	59 62	66	H	Iona	62 86	139	A	St. Francis Brooklyn	49 69
22	A	Arizona St.	49 81	45	A	Rutgers	51 71	69	N	Harvard	63 74	169	A	Mt. St. Mary's	84 78
												183	A	Saint Francis (PA)	80 89
												183	H	Saint Francis (PA)	95 88
												203	H	Hartford	64 70
												217	A	Yale	67 54
												236	H	Robert Morris	71 57
												240	H	Bryant	84 78
												246	H	Maine	76 75
												258	H	Central Conn. St.	77 59
												267	A	Siena	53 58
												290	A	Wagner	70 79
												290	H	Wagner	63 46
												323	A	LIU Brooklyn	54 62
												325	A	Saint Peter's	76 73
												341	H	Fairleigh Dickinson	85 70
LAST 12 Division I GAMES:															
183	A	Saint Francis (PA)	80 89	139	A	St. Francis Brooklyn	49 69								
323	A	LIU Brooklyn	54 62	290	A	Wagner	70 79								
341	H	Fairleigh Dickinson	85 70	169	A	Mt. St. Mary's	84 78								
240	H	Bryant	84 78	236	H	Robert Morris	71 57								
290	H	Wagner	63 46	183	H	Saint Francis (PA)	95 88								
258	H	Central Conn. St.	77 59	246	H	Maine	76 75								

Non-Div I Games:

Sacred Heart

■ Loss,
 ■ Non-Conf,
 ■ S Site,
 ■ H Home
 ■ A Away
 N Neutral

Average RPI Win:	273	WON-LOST	WINNING	LAST 10	STRENGTH OF	OPP. STRENGTH	TEAM	ADJ.	CONF.	ADJ CONF.
Average RPI Loss:	126	RECORD	PCT. RANK	GAMES	SCHEDULE	OF SCHEDULE	RPI	RPI	RPI	RPI
DIV. I ONLY	10- 11	180	5- 5	250	186	201	201	21	21	
DIV. I NON-CONF.	5- 7	198	2- 1	229	208	204	204	20	20	
TOTALS	RPI 1-25	RPI 26-50	W-L RECORDS	RPI 51-100	RPI 101-150	RPI 150+				
10- 11	0- 1	1- 3	OVERALL	0- 2	0- 0	9- 5				
5- 3	0- 0	0- 2	HOME	0- 0	0- 0	5- 1				
5- 7	0- 1	1- 1	AWAY	0- 2	0- 0	4- 3				
0- 1	0- 0	0- 0	NEUTRAL	0- 0	0- 0	0- 1				
5- 7	0- 1	1- 1	NON-CONFERENCE	0- 1	0- 0	4- 4				
2- 2	0- 0	0- 1	HOME	0- 0	0- 0	2- 1				
3- 4	0- 1	1- 0	AWAY	0- 1	0- 0	2- 2				
0- 1	0- 0	0- 0	NEUTRAL	0- 0	0- 0	0- 1				
5- 4	0- 0	0- 2	CONFERENCE	0- 1	0- 0	5- 1				
3- 1	0- 0	0- 1	HOME	0- 0	0- 0	3- 0				
2- 3	0- 0	0- 1	AWAY	0- 1	0- 0	2- 1				
0- 0	0- 0	0- 0	NEUTRAL	0- 0	0- 0	0- 0				

RPI 1-25				RPI 26-50				RPI 51-100				RPI 101+ Team's RPI: 201			
RPI	S	Opponent	Score	RPI	S	Opponent	Score	RPI	S	Opponent	Score	RPI	S	Opponent	Score
9	A	Purdue	70 91	39	H	Indiana	80 85	71	A	Wichita St.	46 69	165	H	Ball St.	75 83
				43	A	Michigan St.	81 76	98	A	IUPUI	68 70	169	N	Mt. St. Mary's	77 86
				46	A	South Dakota St.	60 77					174	H	South Dakota	96 78
				46	H	South Dakota St.	66 77					205	A	Loyola Chicago	61 82
												262	A	Western Ill.	65 68
												274	A	Evansville	67 80
												285	H	Denver	81 78
												302	A	North Dakota St.	98 89
												302	H	North Dakota St.	57 51
												305	A	SIU Edwardsville	91 74
												305	H	SIU Edwardsville	96 71
												334	H	Southern Ill.	79 62
												338	A	Neb. Omaha	81 71
												339	A	Detroit	84 73
LAST 12 Division I GAMES:															
302	H	North Dakota St.	57 51	285	H	Denver	81 78								
46	H	South Dakota St.	66 77	46	A	South Dakota St.	60 77								
262	A	Western Ill.	65 68	302	A	North Dakota St.	98 89								
338	A	Neb. Omaha	81 71	165	H	Ball St.	75 83								
98	A	IUPUI	68 70	339	A	Detroit	84 73								
174	H	South Dakota	96 78	305	H	SIU Edwardsville	96 71								

Non-Div I Games: Indiana Tech 101 45 Grace (IN) 99 54

IPFW

Loss, Non-Conf, S Site, H Home A Away N Neutral

Average RPI Win:	239	WON-LOST	WINNING	LAST 10	STRENGTH OF	OPP. STRENGTH	TEAM	ADJ.	CONF.	ADJ CONF.
Average RPI Loss:	163	RECORD	PCT. RANK	GAMES	SCHEDULE	OF SCHEDULE	RPI	RPI	RPI	RPI
DIV. I ONLY	9- 10	187	3- 5	211	203	202	202	25	25	
DIV. I NON-CONF.	5- 5	148	1- 0	227	92	167	167	24	24	
TOTALS	RPI 1-25	RPI 26-50	W-L RECORDS	RPI 51-100	RPI 101-150	RPI 150+				
9- 10	0- 2	0- 0	OVERALL	0- 1	0- 0	9- 7				
5- 2	0- 0	0- 0	HOME	0- 0	0- 0	5- 2				
1- 7	0- 2	0- 0	AWAY	0- 1	0- 0	1- 4				
3- 1	0- 0	0- 0	NEUTRAL	0- 0	0- 0	3- 1				
5- 5	0- 2	0- 0	NON-CONFERENCE	0- 1	0- 0	5- 2				
2- 0	0- 0	0- 0	HOME	0- 0	0- 0	2- 0				
0- 4	0- 2	0- 0	AWAY	0- 1	0- 0	0- 1				
3- 1	0- 0	0- 0	NEUTRAL	0- 0	0- 0	3- 1				
4- 5	0- 0	0- 0	CONFERENCE	0- 0	0- 0	4- 5				
3- 2	0- 0	0- 0	HOME	0- 0	0- 0	3- 2				
1- 3	0- 0	0- 0	AWAY	0- 0	0- 0	1- 3				
0- 0	0- 0	0- 0	NEUTRAL	0- 0	0- 0	0- 0				

RPI	S	Opponent	Score
16	A	Baylor	54 88
20	A	Texas	60 90

RPI	S	Opponent	Score
-----	---	----------	-------

RPI	S	Opponent	Score
74	A	Arkansas	53 74

RPI	S	Opponent	Score	Team's RPI:	202
163	N	Savannah St.	77 56		
171	N	UTSA	49 62		
180	H	Nicholls St.	76 60		
198	H	Lamar	79 84		
211	H	McNeese St.	57 59		
212	H	Stephen F. Austin	66 54		
216	A	Central Ark.	61 73		
221	A	Louisiana Tech	40 74		
223	H	Sam Houston St.	78 59		
244	A	Houston Baptist	56 67		
250	A	A&M-Corpus Christi	65 59		
256	H	Houston	74 70		
257	A	Oral Roberts	51 62		
280	H	Jackson St.	71 52		
282	N	New Mexico St.	73 63		
302	N	North Dakota St.	57 50		

LAST 12 Division I GAMES:

180	H	Nicholls St.	76 60	250	A	A&M-Corpus Christi	65 59
211	H	McNeese St.	57 59	198	H	Lamar	79 84
257	A	Oral Roberts	51 62	223	H	Sam Houston St.	78 59
216	A	Central Ark.	61 73	302	N	North Dakota St.	57 50
212	H	Stephen F. Austin	66 54	282	N	New Mexico St.	73 63
244	A	Houston Baptist	56 67	20	A	Texas	60 90

Non-Div I Games: Incarnate Word 72 66 Southern Ark. 77 53 Abilene Christian 76 72 Ark.-Monticello 63 40 Northwestern St.

Average RPI Win:	278	WON-LOST	WINNING	LAST 10	STRENGTH OF	OPP. STRENGTH	TEAM	ADJ.	CONF.	ADJ CONF.
Average RPI Loss:	132	RECORD	PCT. RANK	GAMES	SCHEDULE	OF SCHEDULE	RPI	RPI	RPI	RPI
DIV. I ONLY	9- 14	232	6- 4	169	213	203	203	31	31	
DIV. I NON-CONF.	3- 10	285	2- 1	184	33	238	238	31	31	
TOTALS	RPI 1-25	RPI 26-50	W-L RECORDS	RPI 51-100	RPI 101-150	RPI 150+				
9- 14	0- 3	0- 0	OVERALL	0- 2	0- 4	9- 5				
3- 5	0- 1	0- 0	HOME	0- 0	0- 1	3- 3				
6- 7	0- 2	0- 0	AWAY	0- 2	0- 1	6- 2				
0- 2	0- 0	0- 0	NEUTRAL	0- 0	0- 2	0- 0				
3- 10	0- 3	0- 0	NON-CONFERENCE	0- 2	0- 2	3- 3				
1- 3	0- 1	0- 0	HOME	0- 0	0- 0	1- 2				
2- 5	0- 2	0- 0	AWAY	0- 2	0- 0	2- 1				
0- 2	0- 0	0- 0	NEUTRAL	0- 0	0- 2	0- 0				
6- 4	0- 0	0- 0	CONFERENCE	0- 0	0- 2	6- 2				
2- 2	0- 0	0- 0	HOME	0- 0	0- 1	2- 1				
4- 2	0- 0	0- 0	AWAY	0- 0	0- 1	4- 1				
0- 0	0- 0	0- 0	NEUTRAL	0- 0	0- 0	0- 0				

RPI 1-25				RPI 26-50				RPI 51-100				RPI 101+ Team's RPI: 203			
RPI	S	Opponent	Score	RPI	S	Opponent	Score	RPI	S	Opponent	Score	RPI	S	Opponent	Score
3	A	UConn	34 89					73	A	Quinnipiac	49 62	109	N	Missouri	45 68
11	A	Penn St.	56 70					99	A	Boston College	45 65	118	A	Albany (NY)	68 90
15	H	Vanderbilt	56 65									118	H	Albany (NY)	52 69
												139	N	St. Francis Brooklyn	49 56
												176	A	Stony Brook	57 61
												176	H	Stony Brook	61 48
												200	A	Sacred Heart	70 64
												207	A	Providence	53 79
												232	H	New Hampshire	56 61
												246	A	Maine	66 56
												258	H	Central Conn. St.	50 82
												260	A	Loyola Maryland	59 53
												283	H	Massachusetts	59 63
												292	H	Dartmouth	56 43
												324	H	Binghamton	66 42
												326	A	UMass Lowell	80 76
												332	A	Vermont	64 51
												344	A	UMBC	65 55
LAST 12 Division I GAMES:															
118	A	Albany (NY)	68 90	232	H	New Hampshire	56 61								
176	H	Stony Brook	61 48	118	H	Albany (NY)	52 69								
332	A	Vermont	64 51	176	A	Stony Brook	57 61								
344	A	UMBC	65 55	292	H	Dartmouth	56 43								
324	H	Binghamton	66 42	11	A	Penn St.	56 70								
326	A	UMass Lowell	80 76	200	A	Sacred Heart	70 64								

Non-Div I Games:

Hartford

■ Loss,
 ■ Non-Conf,
 ■ S Site,
 ■ Home
 ■ A Away
 N Neutral

Average RPI Win:	276	WON-LOST	WINNING	LAST 10	STRENGTH OF	OPP. STRENGTH	TEAM	ADJ.	CONF.	ADJ CONF.
Average RPI Loss:	129	RECORD	PCT. RANK	GAMES	SCHEDULE	OF SCHEDULE	RPI	RPI	RPI	RPI
DIV. I ONLY	8- 12	224	5- 5	119	277	204	204	23	23	
DIV. I NON-CONF.	2- 7	289	0- 2	5	218	133	133	22	22	
TOTALS	RPI 1-25	RPI 26-50	W-L RECORDS	RPI 51-100	RPI 101-150	RPI 150+				
8- 12	0- 3	0- 1	OVERALL	0- 2	0- 2	8- 4				
6- 3	0- 0	0- 1	HOME	0- 2	0- 0	6- 0				
2- 8	0- 3	0- 0	AWAY	0- 0	0- 2	2- 3				
0- 1	0- 0	0- 0	NEUTRAL	0- 0	0- 0	0- 1				
2- 7	0- 3	0- 0	NON-CONFERENCE	0- 2	0- 1	2- 1				
1- 2	0- 0	0- 0	HOME	0- 2	0- 0	1- 0				
1- 4	0- 3	0- 0	AWAY	0- 0	0- 1	1- 0				
0- 1	0- 0	0- 0	NEUTRAL	0- 0	0- 0	0- 1				
6- 5	0- 0	0- 1	CONFERENCE	0- 0	0- 1	6- 3				
5- 1	0- 0	0- 1	HOME	0- 0	0- 0	5- 0				
1- 4	0- 0	0- 0	AWAY	0- 0	0- 1	1- 3				
0- 0	0- 0	0- 0	NEUTRAL	0- 0	0- 0	0- 0				

RPI S	Opponent	Score	RPI S	Opponent	Score	RPI S	Opponent	Score	RPI S	Opponent	Score	Team's RPI: 204
12	A North Carolina St.	51 91	49	H Chattanooga	43 66	62	H East Carolina	84 93	112	A VCU	76 93	
15	A Vanderbilt	66 88				99	H N.C. A&T	57 58	135	A Davidson	62 67	
23	A West Virginia	56 89							168	A Furman	65 66	
									196	H Campbell	56 49	
									233	N Mercer	56 68	
									241	H Appalachian St.	66 54	
									275	H Western Caro.	67 52	
									289	A UNC Wilmington	75 64	
									298	H Samford	71 61	
									303	A UNC Greensboro	62 73	
									303	H UNC Greensboro	80 57	
									304	A Ga. Southern	68 49	
									304	H Ga. Southern	85 60	
									336	A Wofford	65 68	
LAST 12 Division I GAMES:												
304	H Ga. Southern	85 60	304	A Ga. Southern	68 49							
303	H UNC Greensboro	80 57	135	A Davidson	62 67							
336	A Wofford	65 68	303	A UNC Greensboro	62 73							
168	A Furman	65 66	99	H N.C. A&T	57 58							
275	H Western Caro.	67 52	23	A West Virginia	56 89							
241	H Appalachian St.	66 54	196	H Campbell	56 49							

Non-Div I Games: Winston-Salem 73 68 Mount Olive 84 68

Elon

Average RPI Win:	241	WON-LOST	WINNING	LAST 10	STRENGTH OF	OPP. STRENGTH	TEAM	ADJ.	CONF.	ADJ CONF.
Average RPI Loss:	129	RECORD	PCT. RANK	GAMES	SCHEDULE	OF SCHEDULE	RPI	RPI	RPI	RPI
DIV. I ONLY	9- 14	232	5- 5	138	204	205	205	18	18	
DIV. I NON-CONF.	4- 8	242	1- 0	132	196	213	213	17	17	
TOTALS	RPI 1-25	RPI 26-50	W-L RECORDS	RPI 51-100	RPI 101-150	RPI 150+				
9- 14	0- 1	0- 2	OVERALL	0- 4	2- 2	7- 5				
5- 6	0- 0	0- 0	HOME	0- 3	2- 1	3- 2				
4- 8	0- 1	0- 2	AWAY	0- 1	0- 1	4- 3				
0- 0	0- 0	0- 0	NEUTRAL	0- 0	0- 0	0- 0				
4- 8	0- 1	0- 2	NON-CONFERENCE	0- 2	0- 1	4- 2				
2- 4	0- 0	0- 0	HOME	0- 2	0- 1	2- 1				
2- 4	0- 1	0- 2	AWAY	0- 0	0- 0	2- 1				
0- 0	0- 0	0- 0	NEUTRAL	0- 0	0- 0	0- 0				
5- 6	0- 0	0- 0	CONFERENCE	0- 2	2- 1	3- 3				
3- 2	0- 0	0- 0	HOME	0- 1	2- 0	1- 1				
2- 4	0- 0	0- 0	AWAY	0- 1	0- 1	2- 2				
0- 0	0- 0	0- 0	NEUTRAL	0- 0	0- 0	0- 0				

RPI 1-25				RPI 26-50				RPI 51-100				RPI 101+				Team's RPI: 205	
RPI	S	Opponent	Score	RPI	S	Opponent	Score	RPI	S	Opponent	Score	RPI	S	Opponent	Score		
7	A	Louisville	54 101	35	A	DePaul	55 93	71	A	Wichita St.	50 65	120	H	Lafayette	55 66		
				41	A	Minnesota	36 80	71	H	Wichita St.	58 71	129	H	Indiana St.	71 58		
								75	H	Northwestern	57 90	143	A	Missouri St.	41 66		
								79	H	Idaho	60 62	143	H	Missouri St.	63 61		
												175	A	UNI	59 70		
												182	H	Eastern Mich.	64 82		
												195	A	Drake	75 69		
												201	H	IPFW	82 61		
												219	H	Illinois St.	54 65		
												262	A	Western Ill.	89 79		
												270	H	Bradley	73 63		
												274	A	Evansville	57 75		
												292	H	Dartmouth	56 52		
												308	A	Eastern Ill.	80 81		
												334	A	Southern Ill.	60 48		
												346	A	Chicago St.	77 63		
LAST 12 Division I GAMES:																	
				71	A	Wichita St.	50 65	270	H	Bradley	73 63						
				143	A	Missouri St.	41 66	143	H	Missouri St.	63 61						
				129	H	Indiana St.	71 58	71	H	Wichita St.	58 71						
				219	H	Illinois St.	54 65	334	A	Southern Ill.	60 48						
				175	A	UNI	59 70	274	A	Evansville	57 75						
				195	A	Drake	75 69	346	A	Chicago St.	77 63						

Non-Div I Games:

Loyola Chicago

■ Loss,
■ Non-Conf, S Site,
■ Home
■ Away
N Neutral

Average RPI Win:	234	WON-LOST	WINNING	LAST 10	STRENGTH OF	OPP. STRENGTH	TEAM	ADJ.	CONF.	ADJ CONF.
Average RPI Loss:	166	RECORD	PCT. RANK	GAMES	SCHEDULE	OF SCHEDULE	RPI	RPI	RPI	RPI
DIV. I ONLY	11- 9	131	8- 2	302	182	206	206	19	19	
DIV. I NON-CONF.	3- 6	242	1- 0	319	224	319	319	23	23	
TOTALS	RPI 1-25	RPI 26-50	W-L RECORDS	RPI 51-100	RPI 101-150	RPI 150+				
11- 9	0- 0	0- 0	OVERALL	0- 0	0- 5	11- 4				
8- 2	0- 0	0- 0	HOME	0- 0	0- 2	8- 0				
3- 7	0- 0	0- 0	AWAY	0- 0	0- 3	3- 4				
0- 0	0- 0	0- 0	NEUTRAL	0- 0	0- 0	0- 0				
3- 6	0- 0	0- 0	NON-CONFERENCE	0- 0	0- 4	3- 2				
3- 2	0- 0	0- 0	HOME	0- 0	0- 2	3- 0				
0- 4	0- 0	0- 0	AWAY	0- 0	0- 2	0- 2				
0- 0	0- 0	0- 0	NEUTRAL	0- 0	0- 0	0- 0				
8- 3	0- 0	0- 0	CONFERENCE	0- 0	0- 1	8- 2				
5- 0	0- 0	0- 0	HOME	0- 0	0- 0	5- 0				
3- 3	0- 0	0- 0	AWAY	0- 0	0- 1	3- 2				
0- 0	0- 0	0- 0	NEUTRAL	0- 0	0- 0	0- 0				

RPI 1-25			RPI 26-50			RPI 51-100			RPI 101+			Team's RPI: 206
RPI	S	Opponent	Score	RPI	S	Opponent	Score	RPI	S	Opponent	Score	
								128	H	Southern Utah	86	90
								132	A	Portland	71	85
								136	A	Wyoming	48	55
								145	H	San Francisco	70	76
								150	A	Eastern Wash.	66	81
								164	A	Fresno St.	63	72
								167	H	Nevada	67	64
								170	H	Idaho St.	72	70
								174	A	South Dakota	61	74
								181	A	San Diego St.	65	75
								181	H	San Diego St.	73	64
								188	A	Utah St.	71	68
								188	H	Utah St.	83	62
								225	H	UNLV	79	49
								249	H	New Mexico	74	60
								255	H	Cal St. Fullerton	66	64
								269	A	San Jose St.	90	69
								282	A	New Mexico St.	68	98
								340	A	Air Force	77	63
								342	H	Utah Valley	63	60
LAST 12 Division I GAMES:												
								188	H	Utah St.	83	62
								181	A	San Diego St.	65	75
								225	H	UNLV	79	49
								340	A	Air Force	77	63
								269	A	San Jose St.	90	69
								249	H	New Mexico	74	60
								188	A	Utah St.	71	68
								167	H	Nevada	67	64
								136	A	Wyoming	48	55
								181	H	San Diego St.	73	64
								164	A	Fresno St.	63	72
								255	H	Cal St. Fullerton	66	64

Non-Div I Games: Lewis-Clark St. 76 68 Col. of Idaho 92 56

Boise St.

■ Loss,
 ■ Non-Conf, S Site,
 ■ Home
 ■ Away
 N Neutral

Average RPI Win:	259	WON-LOST	WINNING	LAST 10	STRENGTH OF	OPP. STRENGTH	TEAM	ADJ.	CONF.	ADJ CONF.
Average RPI Loss:	78	RECORD	PCT. RANK	GAMES	SCHEDULE	OF SCHEDULE	RPI	RPI	RPI	RPI
DIV. I ONLY	6- 17	293	1- 9	74	88	207	207	7	7	
DIV. I NON-CONF.	5- 6	173	0- 0	158	176	177	177	7	7	
TOTALS	RPI 1-25	RPI 26-50	W-L RECORDS	RPI 51-100	RPI 101-150	RPI 150+				
6- 17	0- 3	0- 4	OVERALL	0- 3	0- 6	6- 1				
3- 8	0- 1	0- 2	HOME	0- 2	0- 3	3- 0				
3- 9	0- 2	0- 2	AWAY	0- 1	0- 3	3- 1				
0- 0	0- 0	0- 0	NEUTRAL	0- 0	0- 0	0- 0				
5- 6	0- 2	0- 0	NON-CONFERENCE	0- 2	0- 2	5- 0				
2- 3	0- 1	0- 0	HOME	0- 1	0- 1	2- 0				
3- 3	0- 1	0- 0	AWAY	0- 1	0- 1	3- 0				
0- 0	0- 0	0- 0	NEUTRAL	0- 0	0- 0	0- 0				
1- 11	0- 1	0- 4	CONFERENCE	0- 1	0- 4	1- 1				
1- 5	0- 0	0- 2	HOME	0- 1	0- 2	1- 0				
0- 6	0- 1	0- 2	AWAY	0- 0	0- 2	0- 1				
0- 0	0- 0	0- 0	NEUTRAL	0- 0	0- 0	0- 0				

RPI 1-25				RPI 26-50				RPI 51-100				RPI 101+ Team's RPI: 207			
RPI	S	Opponent	Score	RPI	S	Opponent	Score	RPI	S	Opponent	Score	RPI	S	Opponent	Score
14	A	St. John's (NY)	65 85	32	A	Villanova	59 68	59	H	Creighton	65 97	103	A	Marquette	79 87
19	H	Dayton	65 83	32	H	Villanova	66 72	78	A	Duquesne	78 83	110	A	Drexel	52 62
22	A	Arizona St.	65 86	35	A	DePaul	71 91	99	H	Boston College	71 80	115	A	Butler	69 72
				35	H	DePaul	63 74					115	H	Butler	65 68
												118	H	Albany (NY)	60 70
												134	H	Seton Hall	87 90
												166	H	Georgetown	70 61
												203	H	Hartford	79 53
												214	A	Xavier	52 75
												240	H	Bryant	104 67
												292	A	Dartmouth	82 72
												326	A	UMass Lowell	109 74
												328	A	Rhode Island	54 51
LAST 12 Division I GAMES:															
14	A	St. John's (NY)	65 85	214	A	Xavier	52 75								
32	H	Villanova	66 72	166	H	Georgetown	70 61								
35	H	DePaul	63 74	59	H	Creighton	65 97								
115	A	Butler	69 72	35	A	DePaul	71 91								
134	H	Seton Hall	87 90	32	A	Villanova	59 68								
103	A	Marquette	79 87	115	H	Butler	65 68								

Non-Div I Games:

Providence

■ Loss,
 ■ Non-Conf,
 ■ S Site,
 ■ H Home
 ■ A Away
 N Neutral

Average RPI Win: 205	WON-LOST	WINNING	LAST 10	STRENGTH OF	OPP. STRENGTH	TEAM	ADJ.	CONF.	ADJ CONF.
Average RPI Loss: 127	RECORD	PCT. RANK	GAMES	SCHEDULE	OF SCHEDULE	RPI	RPI	RPI	RPI
DIV. I ONLY	5- 18	310	1- 9	40	238	208	208	11	11
DIV. I NON-CONF.	4- 7	229	0- 0	22	312	109	109	11	11
TOTALS	RPI 1-25	RPI 26-50	W-L RECORDS	RPI 51-100	RPI 101-150	RPI 150+			
5- 18	0- 0	0- 2	OVERALL	0- 4	1- 8	4- 4			
2- 7	0- 0	0- 0	HOME	0- 2	1- 4	1- 1			
3- 11	0- 0	0- 2	AWAY	0- 2	0- 4	3- 3			
0- 0	0- 0	0- 0	NEUTRAL	0- 0	0- 0	0- 0			
4- 7	0- 0	0- 2	NON-CONFERENCE	0- 2	1- 1	3- 2			
1- 2	0- 0	0- 0	HOME	0- 2	1- 0	0- 0			
3- 5	0- 0	0- 2	AWAY	0- 0	0- 1	3- 2			
0- 0	0- 0	0- 0	NEUTRAL	0- 0	0- 0	0- 0			
1- 11	0- 0	0- 0	CONFERENCE	0- 2	0- 7	1- 2			
1- 5	0- 0	0- 0	HOME	0- 0	0- 4	1- 1			
0- 6	0- 0	0- 0	AWAY	0- 2	0- 3	0- 1			
0- 0	0- 0	0- 0	NEUTRAL	0- 0	0- 0	0- 0			

RPI S	Opponent	Score	RPI S	Opponent	Score	RPI S	Opponent	Score	RPI S	Opponent	Score	Team's RPI: 208
26	A Gonzaga	31 81	58	H St. Bonaventure	72 77	110	H Drexel	65 60	117	A American	55 72	
43	A Michigan St.	46 96	63	A Navy	40 71	117	H American	57 75	118	A Albany (NY)	50 64	
			69	H Harvard	76 91	120	H Lafayette	75 90	124	A Bucknell	54 64	
			81	A Army	45 62	124	H Bucknell	72 88	146	A Holy Cross	56 79	
						146	H Holy Cross	65 70	183	A Saint Francis (PA)	97 79	
						186	H Boston U.	81 64	210	A Lehigh	69 76	
						227	A Cornell	62 76	232	A New Hampshire	58 63	
						236	A Robert Morris	68 61	260	H Loyola Maryland	54 61	
						310	A Columbia	72 44				
LAST 12 Division I GAMES:												
117	H American	57 75	63	A Navy	40 71							
146	A Holy Cross	56 79	186	H Boston U.	81 64							
124	A Bucknell	54 64	117	A American	55 72							
120	H Lafayette	75 90	146	H Holy Cross	65 70							
260	H Loyola Maryland	54 61	124	H Bucknell	72 88							
81	A Army	45 62	210	A Lehigh	69 76							

Non-Div I Games:

Colgate

Jacksonville

Through Games Of Feb. 9, 2014

Average RPI Win:	286	WON-LOST	WINNING	LAST 10	STRENGTH OF	OPP. STRENGTH	TEAM	ADJ.	CONF.	ADJ CONF.
Average RPI Loss:	135	RECORD	PCT. RANK	GAMES	SCHEDULE	OF SCHEDULE	RPI	RPI	RPI	RPI
DIV. I ONLY	10- 10	161	7- 3	303	193	209	209	22	22	
DIV. I NON-CONF.	3- 7	260	0- 1	305	111	270	270	21	21	
TOTALS	RPI 1-25	RPI 26-50	W-L RECORDS	RPI 51-100	RPI 101-150	RPI 150+				
10- 10	0- 0	0- 1	OVERALL	0- 4	0- 1	10- 4				
6- 1	0- 0	0- 0	HOME	0- 0	0- 1	6- 0				
4- 8	0- 0	0- 1	AWAY	0- 4	0- 0	4- 3				
0- 1	0- 0	0- 0	NEUTRAL	0- 0	0- 0	0- 1				
3- 7	0- 0	0- 1	NON-CONFERENCE	0- 2	0- 0	3- 4				
2- 0	0- 0	0- 0	HOME	0- 0	0- 0	2- 0				
1- 6	0- 0	0- 1	AWAY	0- 2	0- 0	1- 3				
0- 1	0- 0	0- 0	NEUTRAL	0- 0	0- 0	0- 1				
7- 3	0- 0	0- 0	CONFERENCE	0- 2	0- 1	7- 0				
4- 1	0- 0	0- 0	HOME	0- 0	0- 1	4- 0				
3- 2	0- 0	0- 0	AWAY	0- 2	0- 0	3- 0				
0- 0	0- 0	0- 0	NEUTRAL	0- 0	0- 0	0- 0				

RPI S	Opponent	Score	RPI S	Opponent	Score	RPI S	Opponent	Score	RPI S	Opponent	Score	Team's RPI: 209
29	A Florida St.	33 71	67	A Stetson	67 84	147	H USC Upstate	58 66				
			77	A FGCU	49 56	179	N Fla. Atlantic	62 71				
			83	A Alabama	62 75	184	A Florida A&M	64 69				
			86	A South Fla.	53 82	187	H Northern Ky.	67 56				
						231	A Texas Tech	48 62				
						233	A Mercer	71 67				
						264	A Troy	82 67				
						266	A Bethune-Cookman	49 57				
						268	H East Tenn. St.	73 56				
						293	H Tennessee St.	87 66				
						304	H Ga. Southern	79 58				
						314	A Kennesaw St.	74 63				
						318	H Lipscomb	86 65				
						337	A North Florida	66 51				
						337	H North Florida	74 42				
LAST 12 Division I GAMES:												
337	A North Florida	66 51	318	H Lipscomb	86 65							
147	H USC Upstate	58 66	337	H North Florida	74 42							
268	H East Tenn. St.	73 56	233	A Mercer	71 67							
67	A Stetson	67 84	314	A Kennesaw St.	74 63							
77	A FGCU	49 56	179	N Fla. Atlantic	62 71							
187	H Northern Ky.	67 56	231	A Texas Tech	48 62							

Non-Div I Games: Abilene Christian 72 76

Jacksonville

Loss, Non-Conf, S Site, H Home A Away N Neutral

RPI 1-25				RPI 26-50				RPI 51-100				RPI 101+ Team's RPI: 210			
RPI	S	Opponent	Score	RPI	S	Opponent	Score	RPI	S	Opponent	Score	RPI	S	Opponent	Score
				32	H	Villanova	73 79	63	H	Navy	61 73	117	A	American	61 70
				47	A	Ohio St.	63 93	81	A	Army	63 74	120	A	Lafayette	51 73
								96	A	Fairfield	73 67	124	A	Bucknell	68 82
												125	H	Delaware	64 77
												146	H	Holy Cross	87 82
												169	H	Mt. St. Mary's	95 67
												186	A	Boston U.	64 71
												186	H	Boston U.	67 54
												208	H	Colgate	76 69
												260	A	Loyola Maryland	50 47
												260	H	Loyola Maryland	64 70
												265	A	Niagara	93 73
												310	A	Columbia	80 87
												325	H	Saint Peter's	75 54
												328	A	Rhode Island	65 57
												331	H	NJIT	77 72
												332	H	Vermont	87 78
LAST 12 Division I GAMES:															
				260	A	Loyola Maryland	50 47	117	A	American	61 70				
				186	H	Boston U.	67 54	260	H	Loyola Maryland	64 70				
				124	A	Bucknell	68 82	81	A	Army	63 74				
				120	A	Lafayette	51 73	186	A	Boston U.	64 71				
				63	H	Navy	61 73	208	H	Colgate	76 69				
				146	H	Holy Cross	87 82	310	A	Columbia	80 87				

Lehigh

Average RPI Win: 258	WON-LOST	WINNING	LAST 10	STRENGTH OF	OPP. STRENGTH	TEAM	ADJ.	CONF.	ADJ CONF.
Average RPI Loss: 156	RECORD	PCT. RANK	GAMES	SCHEDULE	OF SCHEDULE	RPI	RPI	RPI	RPI
DIV. I ONLY	11- 9	131	6- 4	287	231	211	211	25	25
DIV. I NON-CONF.	5- 4	131	0- 1	225	151	147	147	24	24
TOTALS	RPI 1-25	RPI 26-50	W-L RECORDS	RPI 51-100	RPI 101-150	RPI 150+			
11- 9	0- 1	0- 1	OVERALL	0- 1	0- 0	11- 6			
7- 3	0- 0	0- 0	HOME	0- 0	0- 0	7- 3			
4- 5	0- 1	0- 0	AWAY	0- 1	0- 0	4- 3			
0- 1	0- 0	0- 1	NEUTRAL	0- 0	0- 0	0- 0			
5- 4	0- 1	0- 1	NON-CONFERENCE	0- 1	0- 0	5- 1			
3- 0	0- 0	0- 0	HOME	0- 0	0- 0	3- 0			
2- 3	0- 1	0- 0	AWAY	0- 1	0- 0	2- 1			
0- 1	0- 0	0- 1	NEUTRAL	0- 0	0- 0	0- 0			
6- 5	0- 0	0- 0	CONFERENCE	0- 0	0- 0	6- 5			
4- 3	0- 0	0- 0	HOME	0- 0	0- 0	4- 3			
2- 2	0- 0	0- 0	AWAY	0- 0	0- 0	2- 2			
0- 0	0- 0	0- 0	NEUTRAL	0- 0	0- 0	0- 0			

RPI 1-25				RPI 26-50				RPI 51-100				RPI 101+ Team's RPI: 211			
RPI	S	Opponent	Score	RPI	S	Opponent	Score	RPI	S	Opponent	Score	RPI	S	Opponent	Score
16	A	Baylor	57 82	40	N	Georgia Tech	60 69	90	A	Tulane	49 74	155	H	Rice	65 54
												180	H	Nicholls St.	63 71
												193	A	Texas Southern	55 71
												198	A	Lamar	58 72
												202	A	Northwestern St.	59 57
												212	A	Stephen F. Austin	49 69
												216	H	Central Ark.	50 65
												221	H	Louisiana Tech	63 51
												223	A	Sam Houston St.	59 55
												244	H	Houston Baptist	66 62
												250	H	A&M-Corpus Christi	79 51
												257	H	Oral Roberts	73 57
												259	H	Southeastern La.	65 82
												279	H	La.-Monroe	78 63
												323	A	LIU Brooklyn	71 57
												341	A	Fairleigh Dickinson	69 62
												343	H	New Orleans	82 59
LAST 12 Division I GAMES:															
212	A	Stephen F. Austin	49 69	250	H	A&M-Corpus Christi	79 51								
202	A	Northwestern St.	59 57	198	A	Lamar	58 72								
257	H	Oral Roberts	73 57	223	A	Sam Houston St.	59 55								
216	H	Central Ark.	50 65	343	H	New Orleans	82 59								
180	H	Nicholls St.	63 71	259	H	Southeastern La.	65 82								
244	H	Houston Baptist	66 62	16	A	Baylor	57 82								

Non-Div I Games: Southern-N.O. 77 67 Wiley 88 69

McNeese St.

■ Loss,
 ■ Non-Conf, S Site,
 ■ Home
 ■ Away
 N Neutral

Average RPI Win:	239	WON-LOST	WINNING	LAST 10	STRENGTH OF	OPP. STRENGTH	TEAM	ADJ.	CONF.	ADJ CONF.
Average RPI Loss:	168	RECORD	PCT. RANK	GAMES	SCHEDULE	OF SCHEDULE	RPI	RPI	RPI	RPI
DIV. I ONLY	9- 10	187	4- 4	234	219	212	212	25	25	
DIV. I NON-CONF.	4- 6	210	0- 0	274	127	241	241	24	24	
TOTALS	RPI 1-25	RPI 26-50	W-L RECORDS	RPI 51-100	RPI 101-150	RPI 150+				
9- 10	0- 1	0- 0	OVERALL	0- 3	0- 0	9- 6				
5- 3	0- 0	0- 0	HOME	0- 2	0- 0	5- 1				
3- 6	0- 1	0- 0	AWAY	0- 1	0- 0	3- 4				
1- 1	0- 0	0- 0	NEUTRAL	0- 0	0- 0	1- 1				
4- 6	0- 1	0- 0	NON-CONFERENCE	0- 3	0- 0	4- 2				
2- 2	0- 0	0- 0	HOME	0- 2	0- 0	2- 0				
1- 3	0- 1	0- 0	AWAY	0- 1	0- 0	1- 1				
1- 1	0- 0	0- 0	NEUTRAL	0- 0	0- 0	1- 1				
5- 4	0- 0	0- 0	CONFERENCE	0- 0	0- 0	5- 4				
3- 1	0- 0	0- 0	HOME	0- 0	0- 0	3- 1				
2- 3	0- 0	0- 0	AWAY	0- 0	0- 0	2- 3				
0- 0	0- 0	0- 0	NEUTRAL	0- 0	0- 0	0- 0				

RPI 1-25				RPI 26-50				RPI 51-100				RPI 101+ Team's RPI: 212			
RPI	S	Opponent	Score	RPI	S	Opponent	Score	RPI	S	Opponent	Score	RPI	S	Opponent	Score
5	A	LSU	58 86					67	H	Stetson	77 84	180	H	Nicholls St.	74 75
								70	H	SMU	69 81	198	H	Lamar	64 43
								88	A	TCU	52 60	202	A	Northwestern St.	54 66
												211	H	McNeese St.	69 49
												216	A	Central Ark.	42 65
												223	H	Sam Houston St.	89 59
												237	H	Georgia St.	66 60
												239	A	Arizona	60 56
												244	A	Houston Baptist	71 60
												250	A	A&M-Corpus Christi	58 51
												257	A	Oral Roberts	55 64
												272	H	Grambling	92 55
												277	N	Prairie View	76 70
												279	A	La.-Monroe	83 85
												317	N	Kent St.	52 54
LAST 12 Division I GAMES:															
211	H	McNeese St.	69 49	244	A	Houston Baptist	71 60								
180	H	Nicholls St.	74 75	223	H	Sam Houston St.	89 59								
216	A	Central Ark.	42 65	198	H	Lamar	64 43								
257	A	Oral Roberts	55 64	272	H	Grambling	92 55								
202	A	Northwestern St.	54 66	279	A	La.-Monroe	83 85								
250	A	A&M-Corpus Christi	58 51	88	A	TCU	52 60								

Non-Div I Games: Henderson St. 72 56 Abilene Christian 80 59 Incarnate Word 79 59 Tex. A&M-Commerce 101 59

Stephen F. Austin

Average RPI Win: 288	WON-LOST	WINNING	LAST 10	STRENGTH OF	OPP. STRENGTH	TEAM	ADJ.	CONF.	ADJ CONF.
Average RPI Loss: 146	RECORD	PCT. RANK	GAMES	SCHEDULE	OF SCHEDULE	RPI	RPI	RPI	RPI
DIV. I ONLY	10- 14	219	7- 3	175	304	213	213	30	30
DIV. I NON-CONF.	3- 10	285	0- 1	70	201	221	221	29	29
TOTALS	RPI 1-25	RPI 26-50	W-L RECORDS	RPI 51-100	RPI 101-150	RPI 150+			
10- 14	0- 1	0- 1	OVERALL	0- 4	0- 3	10- 5			
6- 3	0- 0	0- 0	HOME	0- 1	0- 0	6- 2			
4- 9	0- 1	0- 1	AWAY	0- 2	0- 2	4- 3			
0- 2	0- 0	0- 0	NEUTRAL	0- 1	0- 1	0- 0			
3- 10	0- 1	0- 1	NON-CONFERENCE	0- 3	0- 3	3- 2			
2- 2	0- 0	0- 0	HOME	0- 1	0- 0	2- 1			
1- 6	0- 1	0- 1	AWAY	0- 1	0- 2	1- 1			
0- 2	0- 0	0- 0	NEUTRAL	0- 1	0- 1	0- 0			
7- 4	0- 0	0- 0	CONFERENCE	0- 1	0- 0	7- 3			
4- 1	0- 0	0- 0	HOME	0- 0	0- 0	4- 1			
3- 3	0- 0	0- 0	AWAY	0- 1	0- 0	3- 2			
0- 0	0- 0	0- 0	NEUTRAL	0- 0	0- 0	0- 0			

RPI 1-25				RPI 26-50				RPI 51-100				RPI 101+ Team's RPI: 213			
RPI	S	Opponent	Score	RPI	S	Opponent	Score	RPI	S	Opponent	Score	RPI	S	Opponent	Score
9	A	Purdue	46 76	49	A	Chattanooga	65 76	51	N	UTEP	74 88	105	A	Wake Forest	49 69
								57	H	Georgia	55 81	109	A	Missouri	70 82
								95	A	UT Martin	53 82	142	N	Western Ky.	46 66
								98	A	IUPUI	58 80	233	H	Mercer	69 62
												237	A	Georgia St.	84 87
												247	H	Eastern Ky.	59 75
												250	H	A&M-Corpus Christi	62 72
												263	A	Tennessee Tech	69 56
												263	H	Tennessee Tech	62 53
												284	A	Morehead St.	70 67
												284	H	Morehead St.	71 65
												293	A	Tennessee St.	51 64
												297	H	Jacksonville St.	92 50
												305	A	SIU Edwardsville	56 68
												312	A	Southeast Mo. St.	81 74
												313	H	Murray St.	67 57
												317	H	Kent St.	84 60
												318	A	Lipscomb	68 52
LAST 12 Division I GAMES:															
284	A	Morehead St.	70 67	95	A	UT Martin	53 82								
263	A	Tennessee Tech	69 56	297	H	Jacksonville St.	92 50								
284	H	Morehead St.	71 65	263	H	Tennessee Tech	62 53								
247	H	Eastern Ky.	59 75	312	A	Southeast Mo. St.	81 74								
293	A	Tennessee St.	51 64	305	A	SIU Edwardsville	56 68								
313	H	Murray St.	67 57	51	N	UTEP	74 88								

Non-Div I Games:

Belmont

■ Loss,
 ■ Non-Conf, S Site,
 ■ Home
 ■ Away
 N Neutral

Average RPI Win:	186	WON-LOST	WINNING	LAST 10	STRENGTH OF	OPP. STRENGTH	TEAM	ADJ.	CONF.	ADJ CONF.
Average RPI Loss:	95	RECORD	PCT. RANK	GAMES	SCHEDULE	OF SCHEDULE	RPI	RPI	RPI	RPI
DIV. I ONLY	8- 16	261	2- 8	95	72	214	214	7	7	
DIV. I NON-CONF.	5- 7	198	0- 0	190	109	217	217	7	7	
TOTALS	RPI 1-25	RPI 26-50	W-L RECORDS	RPI 51-100	RPI 101-150	RPI 150+				
8- 16	1- 2	0- 5	OVERALL	1- 1	1- 5	5- 3				
6- 7	1- 0	0- 2	HOME	0- 0	0- 4	5- 1				
1- 7	0- 1	0- 2	AWAY	1- 1	0- 1	0- 2				
1- 2	0- 1	0- 1	NEUTRAL	0- 0	1- 0	0- 0				
5- 7	0- 1	0- 2	NON-CONFERENCE	1- 0	1- 2	3- 2				
3- 3	0- 0	0- 1	HOME	0- 0	0- 1	3- 1				
1- 2	0- 0	0- 0	AWAY	1- 0	0- 1	0- 1				
1- 2	0- 1	0- 1	NEUTRAL	0- 0	1- 0	0- 0				
3- 9	1- 1	0- 3	CONFERENCE	0- 1	0- 3	2- 1				
3- 4	1- 0	0- 1	HOME	0- 0	0- 3	2- 0				
0- 5	0- 1	0- 2	AWAY	0- 1	0- 0	0- 1				
0- 0	0- 0	0- 0	NEUTRAL	0- 0	0- 0	0- 0				

RPI 1-25				RPI 26-50				RPI 51-100				RPI 101+ Team's RPI: 214			
RPI	S	Opponent	Score	RPI	S	Opponent	Score	RPI	S	Opponent	Score	RPI	S	Opponent	Score
4	N	Duke	54 81	31	N	Central Mich.	62 88	59	A	Creighton	50 79	102	A	Wright St.	54 79
14	A	St. John's (NY)	48 80	32	A	Villanova	32 61	85	A	Michigan	79 75	103	H	Marquette	67 73
14	H	St. John's (NY)	70 65	35	A	DePaul	60 87					106	N	Kansas	64 59
				35	H	DePaul	49 78					115	H	Butler	54 68
				39	H	Indiana	55 62					134	H	Seton Hall	62 72
												138	H	Cincinnati	26 47
												166	A	Georgetown	58 66
												166	H	Georgetown	85 68
												190	A	Ohio	88 94
												207	H	Providence	75 52
												254	H	Austin Peay	72 59
												313	H	Murray St.	70 66
												327	H	Longwood	64 67
												345	H	Ark.-Pine Bluff	69 39
LAST 12 Division I GAMES:															
166	A	Georgetown	58 66	207	H	Providence	75 52								
35	H	DePaul	49 78	59	A	Creighton	50 79								
115	H	Butler	54 68	103	H	Marquette	67 73								
14	A	St. John's (NY)	48 80	166	H	Georgetown	85 68								
32	A	Villanova	32 61	14	H	St. John's (NY)	70 65								
134	H	Seton Hall	62 72	35	A	DePaul	60 87								

Non-Div I Games:

Xavier

Saint Louis

Through Games Of Feb. 9, 2014

Average RPI Win:	245	WON-LOST	WINNING	LAST 10	STRENGTH OF	OPP. STRENGTH	TEAM	ADJ.	CONF.	ADJ CONF.
Average RPI Loss:	138	RECORD	PCT. RANK	GAMES	SCHEDULE	OF SCHEDULE	RPI	RPI	RPI	RPI
DIV. I ONLY	9- 14	232	4- 6	150	217	215	215	9	9	
DIV. I NON-CONF.	5- 8	220	0- 2	270	327	287	287	9	9	
TOTALS	RPI 1-25	RPI 26-50	W-L RECORDS	RPI 51-100	RPI 101-150	RPI 150+				
9- 14	1- 0	0- 1	OVERALL	0- 4	0- 5	8- 4				
6- 4	0- 0	0- 0	HOME	0- 2	0- 2	6- 0				
3- 8	1- 0	0- 1	AWAY	0- 2	0- 2	2- 3				
0- 2	0- 0	0- 0	NEUTRAL	0- 0	0- 1	0- 1				
5- 8	0- 0	0- 1	NON-CONFERENCE	0- 0	0- 3	5- 4				
5- 1	0- 0	0- 0	HOME	0- 0	0- 1	5- 0				
0- 5	0- 0	0- 1	AWAY	0- 0	0- 1	0- 3				
0- 2	0- 0	0- 0	NEUTRAL	0- 0	0- 1	0- 1				
4- 6	1- 0	0- 0	CONFERENCE	0- 4	0- 2	3- 0				
1- 3	0- 0	0- 0	HOME	0- 2	0- 1	1- 0				
3- 3	1- 0	0- 0	AWAY	0- 2	0- 1	2- 0				
0- 0	0- 0	0- 0	NEUTRAL	0- 0	0- 0	0- 0				

RPI 1-25				RPI 26-50				RPI 51-100				RPI 101+ Team's RPI: 215			
RPI	S	Opponent	Score	RPI	S	Opponent	Score	RPI	S	Opponent	Score	RPI	S	Opponent	Score
10	A	Saint Joseph's	69 65	39	A	Indiana	69 85	56	A	Fordham	52 74	108	A	George Washington	61 84
								56	H	Fordham	45 56	109	H	Missouri	59 74
								58	A	St. Bonaventure	60 62	116	A	Winthrop	61 70
								78	H	Duquesne	47 59	133	H	Richmond	58 67
												146	N	Holy Cross	49 51
												175	A	UNI	65 74
												178	H	Tulsa	65 54
												191	H	La Salle	53 43
												262	A	Western Ill.	85 87
												274	H	Evansville	50 49
												278	N	William & Mary	56 66
												287	A	George Mason	65 62
												308	H	Eastern Ill.	71 52
												312	H	Southeast Mo. St.	52 34
												313	A	Murray St.	64 83
												321	H	Valparaiso	78 56
												328	A	Rhode Island	58 50
LAST 12 Division I GAMES:															
287	A	George Mason	65 62	58	A	St. Bonaventure	60 62								
56	H	Fordham	45 56	78	H	Duquesne	47 59								
191	H	La Salle	53 43	108	A	George Washington	61 84								
10	A	Saint Joseph's	69 65	56	A	Fordham	52 74								
328	A	Rhode Island	58 50	146	N	Holy Cross	49 51								
133	H	Richmond	58 67	278	N	William & Mary	56 66								

Non-Div I Games:

Saint Louis

■ Loss,
 ■ Non-Conf,
 ■ S Site,
 ■ H Home
 ■ A Away
 N Neutral

Central Ark.

Through Games Of Feb. 9, 2014

Average RPI Win:	250	WON-LOST	WINNING	LAST 10	STRENGTH OF	OPP. STRENGTH	TEAM	ADJ.	CONF.	ADJ CONF.
Average RPI Loss:	175	RECORD	PCT. RANK	GAMES	SCHEDULE	OF SCHEDULE	RPI	RPI	RPI	RPI
DIV. I ONLY	11- 7	103	6- 2	316	262	216	216	25	25	
DIV. I NON-CONF.	4- 5	187	0- 0	278	242	237	237	24	24	
TOTALS	RPI 1-25	RPI 26-50	W-L RECORDS	RPI 51-100	RPI 101-150	RPI 150+				
11- 7	0- 0	0- 2	OVERALL	0- 0	1- 1	10- 4				
8- 3	0- 0	0- 1	HOME	0- 0	0- 1	8- 1				
3- 4	0- 0	0- 1	AWAY	0- 0	1- 0	2- 3				
0- 0	0- 0	0- 0	NEUTRAL	0- 0	0- 0	0- 0				
4- 5	0- 0	0- 2	NON-CONFERENCE	0- 0	1- 1	3- 2				
2- 3	0- 0	0- 1	HOME	0- 0	0- 1	2- 1				
2- 2	0- 0	0- 1	AWAY	0- 0	1- 0	1- 1				
0- 0	0- 0	0- 0	NEUTRAL	0- 0	0- 0	0- 0				
7- 2	0- 0	0- 0	CONFERENCE	0- 0	0- 0	7- 2				
6- 0	0- 0	0- 0	HOME	0- 0	0- 0	6- 0				
1- 2	0- 0	0- 0	AWAY	0- 0	0- 0	1- 2				
0- 0	0- 0	0- 0	NEUTRAL	0- 0	0- 0	0- 0				

RPI 1-25			RPI 26-50			RPI 51-100			RPI 101+			Team's RPI: 216
RPI	S	Opponent	Score	RPI	S	Opponent	Score	RPI	S	Opponent	Score	
				39	A	Indiana	53 80					
				50	H	Southern Miss.	60 71					
								114	H	Arkansas St.	61 73	
								140	A	Ole Miss	66 63	
								180	A	Nicholls St.	60 69	
								202	H	Northwestern St.	73 61	
								211	A	McNeese St.	65 50	
								212	H	Stephen F. Austin	65 42	
								244	H	Houston Baptist	67 54	
								250	H	A&M-Corpus Christi	66 62	
								254	A	Austin Peay	60 81	
								257	A	Oral Roberts	60 70	
								259	H	Southeastern La.	80 70	
								279	H	La.-Monroe	63 56	
								297	A	Jacksonville St.	58 54	
								311	H	Alcorn	71 39	
								334	H	Southern Ill.	37 39	
								343	H	New Orleans	62 30	
LAST 12 Division I GAMES:												
				343	H	New Orleans	62 30					
				259	H	Southeastern La.	80 70					
				180	A	Nicholls St.	60 69					
				211	A	McNeese St.	65 50					
				212	H	Stephen F. Austin	65 42					
				202	H	Northwestern St.	73 61					
				257	A	Oral Roberts	60 70					
				244	H	Houston Baptist	67 54					
				250	H	A&M-Corpus Christi	66 62					
				114	H	Arkansas St.	61 73					
				50	H	Southern Miss.	60 71					
				334	H	Southern Ill.	37 39					

Non-Div I Games: Philander Smith 85 57 Central Baptist 98 36 Incarnate Word 60 40 Abilene Christian 67 54
Central Ark.

Loss, Non-Conf, S Site, H Home A Away N Neutral

Y
a
l
e

Y
a
l
e

Yale

Page 217

Average RPI Win:	271	WON-LOST	WINNING	LAST 10	STRENGTH OF	OPP. STRENGTH	TEAM	ADJ.	CONF.	ADJ CONF.
Average RPI Loss:	107	RECORD	PCT. RANK	GAMES	SCHEDULE	OF SCHEDULE	RPI	RPI	RPI	RPI
DIV. I ONLY	11- 10	145	6- 4	268	194	218	218	15	15	
DIV. I NON-CONF.	5- 3	106	1- 0	262	246	164	164	18	18	
TOTALS	RPI 1-25	RPI 26-50	W-L RECORDS	RPI 51-100	RPI 101-150	RPI 150+				
11- 10	0- 1	0- 1	OVERALL	0- 1	1- 5	10- 2				
6- 6	0- 0	0- 1	HOME	0- 0	1- 3	5- 2				
5- 4	0- 1	0- 0	AWAY	0- 1	0- 2	5- 0				
0- 0	0- 0	0- 0	NEUTRAL	0- 0	0- 0	0- 0				
5- 3	0- 1	0- 1	NON-CONFERENCE	0- 1	0- 0	5- 0				
3- 1	0- 0	0- 1	HOME	0- 0	0- 0	3- 0				
2- 2	0- 1	0- 0	AWAY	0- 1	0- 0	2- 0				
0- 0	0- 0	0- 0	NEUTRAL	0- 0	0- 0	0- 0				
6- 7	0- 0	0- 0	CONFERENCE	0- 0	1- 5	5- 2				
3- 5	0- 0	0- 0	HOME	0- 0	1- 3	2- 2				
3- 2	0- 0	0- 0	AWAY	0- 0	0- 2	3- 0				
0- 0	0- 0	0- 0	NEUTRAL	0- 0	0- 0	0- 0				

RPI 1-25				RPI 26-50				RPI 51-100				RPI 101+ Team's RPI: 218			
RPI	S	Opponent	Score	RPI	S	Opponent	Score	RPI	S	Opponent	Score	RPI	S	Opponent	Score
25	A	Oklahoma St.	51 87	38	H	San Diego	56 69	51	A	UTEP	40 63	101	A	Sacramento St.	64 74
												104	A	North Dakota	51 63
												104	H	North Dakota	65 68
												128	H	Southern Utah	63 75
												130	H	Montana	57 54
												150	H	Eastern Wash.	51 52
												170	A	Idaho St.	62 55
												170	H	Idaho St.	71 79
												198	H	Montana St.	55 68
												226	H	North Texas	75 69
												261	H	Portland St.	77 60
												285	H	Denver	74 71
												300	A	Northern Ariz.	86 82
												302	A	North Dakota St.	74 70
												316	A	Weber St.	68 49
												316	H	Weber St.	70 63
												338	H	Neb. Omaha	78 73
												340	A	Air Force	71 60
LAST 12 Division I GAMES:															
316	H	Weber St.	70 63	130	H	Montana	57 54								
170	H	Idaho St.	71 79	198	H	Montana St.	55 68								
150	H	Eastern Wash.	51 52	170	A	Idaho St.	62 55								
261	H	Portland St.	77 60	316	A	Weber St.	68 49								
101	A	Sacramento St.	64 74	104	A	North Dakota	51 63								
300	A	Northern Ariz.	86 82	302	A	North Dakota St.	74 70								

Non-Div I Games: Adams St. 58 49

Northern Colo.

■ Loss,
 ■ Non-Conf, S Site,
 ■ Home
 ■ Away
 N Neutral

Average RPI Win:	198	WON-LOST	WINNING	LAST 10	STRENGTH OF	OPP. STRENGTH	TEAM	ADJ.	CONF.	ADJ CONF.
Average RPI Loss:	147	RECORD	PCT. RANK	GAMES	SCHEDULE	OF SCHEDULE	RPI	RPI	RPI	RPI
DIV. I ONLY	6- 14	281	5- 5	102	189	219	219	18	18	
DIV. I NON-CONF.	1- 9	326	0- 2	45	164	246	246	17	17	
TOTALS	RPI 1-25	RPI 26-50	W-L RECORDS	RPI 51-100	RPI 101-150	RPI 150+				
6- 14	0- 1	0- 1	OVERALL	1- 3	1- 3	4- 6				
2- 6	0- 0	0- 0	HOME	0- 1	1- 2	1- 3				
3- 7	0- 0	0- 1	AWAY	0- 2	0- 1	3- 3				
1- 1	0- 1	0- 0	NEUTRAL	1- 0	0- 0	0- 0				
1- 9	0- 1	0- 1	NON-CONFERENCE	1- 2	0- 1	0- 4				
0- 3	0- 0	0- 0	HOME	0- 0	0- 1	0- 2				
0- 5	0- 0	0- 1	AWAY	0- 2	0- 0	0- 2				
1- 1	0- 1	0- 0	NEUTRAL	1- 0	0- 0	0- 0				
5- 5	0- 0	0- 0	CONFERENCE	0- 1	1- 2	4- 2				
2- 3	0- 0	0- 0	HOME	0- 1	1- 1	1- 1				
3- 2	0- 0	0- 0	AWAY	0- 0	0- 1	3- 1				
0- 0	0- 0	0- 0	NEUTRAL	0- 0	0- 0	0- 0				

RPI 1-25				RPI 26-50				RPI 51-100				RPI 101+				Team's RPI: 219	
RPI	S	Opponent	Score	RPI	S	Opponent	Score	RPI	S	Opponent	Score	RPI	S	Opponent	Score		
11	N	Penn St.	60 72	35	A	DePaul	67 80	52	N	Florida	68 64	119	H	Colorado St.	61 76		
								56	A	Fordham	32 57	129	A	Indiana St.	44 47		
								61	A	Princeton	39 65	129	H	Indiana St.	53 50		
								71	H	Wichita St.	58 74	143	H	Missouri St.	72 75		
												175	H	UNI	63 83		
												187	A	Northern Ky.	48 61		
												195	H	Drake	80 71		
												205	A	Loyola Chicago	65 54		
												238	H	Northern Ill.	52 57		
												270	A	Bradley	62 64		
												274	A	Evansville	78 54		
												281	A	Milwaukee	58 73		
												285	H	Denver	60 67		
												334	A	Southern Ill.	76 59		
LAST 12 Division I GAMES:																	
				129	H	Indiana St.	53 50					334	A	Southern Ill.	76 59		
				270	A	Bradley	62 64					129	A	Indiana St.	44 47		
				205	A	Loyola Chicago	65 54					175	H	UNI	63 83		
				143	H	Missouri St.	72 75					195	H	Drake	80 71		
				71	H	Wichita St.	58 74					285	H	Denver	60 67		
				274	A	Evansville	78 54					281	A	Milwaukee	58 73		

Non-Div I Games:

Illinois St.

Average RPI Win:	262	WON-LOST	WINNING	LAST 10	STRENGTH OF	OPP. STRENGTH	TEAM	ADJ.	CONF.	ADJ CONF.
Average RPI Loss:	106	RECORD	PCT. RANK	GAMES	SCHEDULE	OF SCHEDULE	RPI	RPI	RPI	RPI
DIV. I ONLY	8- 13	240	5- 5	179	110	220	220	20	20	
DIV. I NON-CONF.	3- 8	269	0- 1	166	13	231	231	19	19	
TOTALS	RPI 1-25	RPI 26-50	W-L RECORDS	RPI 51-100	RPI 101-150	RPI 150+				
8- 13	0- 1	0- 3	OVERALL	0- 3	0- 3	8- 3				
5- 5	0- 0	0- 0	HOME	0- 2	0- 1	5- 2				
3- 8	0- 1	0- 3	AWAY	0- 1	0- 2	3- 1				
0- 0	0- 0	0- 0	NEUTRAL	0- 0	0- 0	0- 0				
3- 8	0- 1	0- 3	NON-CONFERENCE	0- 2	0- 0	3- 2				
2- 3	0- 0	0- 0	HOME	0- 1	0- 0	2- 2				
1- 5	0- 1	0- 3	AWAY	0- 1	0- 0	1- 0				
0- 0	0- 0	0- 0	NEUTRAL	0- 0	0- 0	0- 0				
5- 5	0- 0	0- 0	CONFERENCE	0- 1	0- 3	5- 1				
3- 2	0- 0	0- 0	HOME	0- 1	0- 1	3- 0				
2- 3	0- 0	0- 0	AWAY	0- 0	0- 2	2- 1				
0- 0	0- 0	0- 0	NEUTRAL	0- 0	0- 0	0- 0				

RPI 1-25				RPI 26-50				RPI 51-100				RPI 101+ Team's RPI: 220			
RPI	S	Opponent	Score	RPI	S	Opponent	Score	RPI	S	Opponent	Score	RPI	S	Opponent	Score
6	A	Tennessee	50 84	39	A	Indiana	55 85	65	A	Temple	57 81	102	A	Wright St.	85 94
				41	A	Minnesota	43 79	91	H	Miami (FL)	68 86	126	A	Ill.-Chicago	62 70
				43	A	Michigan St.	62 80	97	H	Green Bay	58 74	126	H	Ill.-Chicago	65 78
												160	A	Cleveland St.	73 62
												177	H	UCF	54 57
												222	A	Western Mich.	72 62
												224	A	Youngstown St.	64 79
												224	H	Youngstown St.	87 67
												242	H	Canisius	57 62
												265	H	Niagara	71 57
												281	H	Milwaukee	80 67
												286	H	Manhattan	75 61
												321	H	Valparaiso	88 55
												339	A	Detroit	78 63
LAST 12 Division I GAMES:															
224	H	Youngstown St.	87 67	126	H	Ill.-Chicago	65 78								
281	H	Milwaukee	80 67	321	H	Valparaiso	88 55								
126	A	Ill.-Chicago	62 70	339	A	Detroit	78 63								
97	H	Green Bay	58 74	102	A	Wright St.	85 94								
224	A	Youngstown St.	64 79	41	A	Minnesota	43 79								
160	A	Cleveland St.	73 62	222	A	Western Mich.	72 62								

Non-Div I Games: Mich.-Dearborn 100 49 Rochester College 86 39

Oakland

Loss, Non-Conf, S Site, H Home A Away N Neutral

Average RPI Win:	246	WON-LOST	WINNING	LAST 10	STRENGTH OF	OPP. STRENGTH	TEAM	ADJ.	CONF.	ADJ CONF.
Average RPI Loss:	97	RECORD	PCT. RANK	GAMES	SCHEDULE	OF SCHEDULE	RPI	RPI	RPI	RPI
DIV. I ONLY	7- 15	267	2- 8	73	130	221	221	10	10	
DIV. I NON-CONF.	5- 8	220	2- 1	165	142	227	227	12	12	
TOTALS	RPI 1-25	RPI 26-50	W-L RECORDS	RPI 51-100	RPI 101-150	RPI 150+				
7- 15	0- 3	0- 2	OVERALL	0- 4	0- 2	7- 4				
7- 4	0- 1	0- 2	HOME	0- 0	0- 1	7- 0				
0- 11	0- 2	0- 0	AWAY	0- 4	0- 1	0- 4				
0- 0	0- 0	0- 0	NEUTRAL	0- 0	0- 0	0- 0				
5- 8	0- 3	0- 0	NON-CONFERENCE	0- 1	0- 2	5- 2				
5- 2	0- 1	0- 0	HOME	0- 0	0- 1	5- 0				
0- 6	0- 2	0- 0	AWAY	0- 1	0- 1	0- 2				
0- 0	0- 0	0- 0	NEUTRAL	0- 0	0- 0	0- 0				
2- 7	0- 0	0- 2	CONFERENCE	0- 3	0- 0	2- 2				
2- 2	0- 0	0- 2	HOME	0- 0	0- 0	2- 0				
0- 5	0- 0	0- 0	AWAY	0- 3	0- 0	0- 2				
0- 0	0- 0	0- 0	NEUTRAL	0- 0	0- 0	0- 0				

RPI 1-25				RPI 26-50				RPI 51-100				RPI 101+ Team's RPI: 221			
RPI	S	Opponent	Score	RPI	S	Opponent	Score	RPI	S	Opponent	Score	RPI	S	Opponent	Score
5	H	LSU	69 81	28	H	Middle Tenn.	51 68	51	A	UTEP	75 85	114	H	Arkansas St.	68 91
8	A	South Carolina	45 68	50	H	Southern Miss.	56 67	55	A	Virginia	82 95	140	A	Ole Miss	68 79
13	A	Texas A&M	52 80					62	A	East Carolina	55 86	155	A	Rice	68 82
								90	A	Tulane	61 75	162	H	UALR	50 39
												171	H	UTSA	71 50
												179	H	Fla. Atlantic	64 63
												180	A	Nicholls St.	78 80
												202	H	Northwestern St.	74 40
												211	A	McNeese St.	51 63
												295	A	Marshall	55 69
												320	H	La.-Lafayette	51 44
												343	H	New Orleans	69 39
												347	H	Alabama A&M	81 51
LAST 12 Division I GAMES:															
295	A	Marshall	55 69	155	A	Rice	68 82								
51	A	UTEP	75 85	28	H	Middle Tenn.	51 68								
171	H	UTSA	71 50	50	H	Southern Miss.	56 67								
90	A	Tulane	61 75	13	A	Texas A&M	52 80								
179	H	Fla. Atlantic	64 63	347	H	Alabama A&M	81 51								
62	A	East Carolina	55 86	162	H	UALR	50 39								

Non-Div I Games:

Louisiana Tech

Average RPI Win:	260	WON-LOST	WINNING	LAST 10	STRENGTH OF	OPP. STRENGTH	TEAM	ADJ.	CONF.	ADJ CONF.
Average RPI Loss:	125	RECORD	PCT. RANK	GAMES	SCHEDULE	OF SCHEDULE	RPI	RPI	RPI	RPI
DIV. I ONLY	9- 13	221	4- 6	203	218	222	222	13	13	
DIV. I NON-CONF.	4- 7	229	1- 0	277	301	259	259	13	13	
TOTALS	RPI 1-25	RPI 26-50	W-L RECORDS	RPI 51-100	RPI 101-150	RPI 150+				
9- 13	0- 0	0- 2	OVERALL	0- 3	1- 3	8- 5				
5- 5	0- 0	0- 1	HOME	0- 2	1- 1	4- 1				
4- 8	0- 0	0- 1	AWAY	0- 1	0- 2	4- 4				
0- 0	0- 0	0- 0	NEUTRAL	0- 0	0- 0	0- 0				
4- 7	0- 0	0- 0	NON-CONFERENCE	0- 3	0- 2	4- 2				
1- 4	0- 0	0- 0	HOME	0- 2	0- 1	1- 1				
3- 3	0- 0	0- 0	AWAY	0- 1	0- 1	3- 1				
0- 0	0- 0	0- 0	NEUTRAL	0- 0	0- 0	0- 0				
5- 6	0- 0	0- 2	CONFERENCE	0- 0	1- 1	4- 3				
4- 1	0- 0	0- 1	HOME	0- 0	1- 0	3- 0				
1- 5	0- 0	0- 1	AWAY	0- 0	0- 1	1- 3				
0- 0	0- 0	0- 0	NEUTRAL	0- 0	0- 0	0- 0				

RPI S	Opponent	Score	RPI S	Opponent	Score	RPI S	Opponent	Score	RPI S	Opponent	Score	Team's RPI: 222
			31	H Central Mich.	87 113	74	A Arkansas	46 61	118	A Albany (NY)	61 77	
			37	A Bowling Green	50 72	85	H Michigan	45 73	122	A Akron	66 79	
						98	H IUPUI	64 79	126	H Ill.-Chicago	61 71	
									127	H Buffalo	82 72	
									165	A Ball St.	43 56	
									178	A Tulsa	59 60	
									182	A Eastern Mich.	77 83	
									190	A Ohio	53 70	
									194	H Toledo	78 72	
									220	H Oakland	62 72	
									238	H Northern Ill.	56 43	
									245	A Miami (OH)	88 78	
									245	H Miami (OH)	86 75	
									283	A Massachusetts	66 58	
									321	A Valparaiso	72 50	
									339	H Detroit	103 86	
									346	A Chicago St.	67 49	
LAST 12 Division I GAMES:												
122	A Akron	66 79	194	H Toledo	78 72							
37	A Bowling Green	50 72	182	A Eastern Mich.	77 83							
238	H Northern Ill.	56 43	190	A Ohio	53 70							
165	A Ball St.	43 56	127	H Buffalo	82 72							
31	H Central Mich.	87 113	245	A Miami (OH)	88 78							
245	H Miami (OH)	86 75	321	A Valparaiso	72 50							

Non-Div I Games:

Western Mich.

■ Loss,
■ Non-Conf,
■ S Site,
■ H Home
■ A Away
N Neutral

Average RPI Win:	259	WON-LOST	WINNING	LAST 10	STRENGTH OF	OPP. STRENGTH	TEAM	ADJ.	CONF.	ADJ CONF.
Average RPI Loss:	148	RECORD	PCT. RANK	GAMES	SCHEDULE	OF SCHEDULE	RPI	RPI	RPI	RPI
DIV. I ONLY	8- 11	217	4- 4	210	260	223	223	25	25	
DIV. I NON-CONF.	3- 6	242	0- 1	67	178	162	162	24	24	
TOTALS	RPI 1-25	RPI 26-50	W-L RECORDS	RPI 51-100	RPI 101-150	RPI 150+				
8- 11	0- 1	0- 0	OVERALL	0- 3	0- 1	8- 6				
4- 4	0- 0	0- 0	HOME	0- 1	0- 0	4- 3				
4- 6	0- 1	0- 0	AWAY	0- 2	0- 0	4- 3				
0- 1	0- 0	0- 0	NEUTRAL	0- 0	0- 1	0- 0				
3- 6	0- 1	0- 0	NON-CONFERENCE	0- 3	0- 1	3- 1				
1- 1	0- 0	0- 0	HOME	0- 1	0- 0	1- 0				
2- 4	0- 1	0- 0	AWAY	0- 2	0- 0	2- 1				
0- 1	0- 0	0- 0	NEUTRAL	0- 0	0- 1	0- 0				
5- 5	0- 0	0- 0	CONFERENCE	0- 0	0- 0	5- 5				
3- 3	0- 0	0- 0	HOME	0- 0	0- 0	3- 3				
2- 2	0- 0	0- 0	AWAY	0- 0	0- 0	2- 2				
0- 0	0- 0	0- 0	NEUTRAL	0- 0	0- 0	0- 0				

RPI 1-25				RPI 26-50				RPI 51-100				RPI 101+ Team's RPI: 223			
RPI	S	Opponent	Score	RPI	S	Opponent	Score	RPI	S	Opponent	Score	RPI	S	Opponent	Score
20	A	Texas	48 109					71	H	Wichita St.	47 64	141	N	UAB	59 70
								74	A	Arkansas	45 81	155	A	Rice	79 74
								88	A	TCU	46 78	162	A	UALR	65 69
												180	H	Nicholls St.	51 50
												198	H	Lamar	45 70
												202	A	Northwestern St.	59 78
												211	H	McNeese St.	55 59
												212	A	Stephen F. Austin	59 89
												244	H	Houston Baptist	62 63
												244	H	Houston Baptist	85 68
												250	H	A&M-Corpus Christi	79 76
												259	A	Southeastern La.	86 85
												319	A	UMKC	78 76
												320	H	La.-Lafayette	83 73
												343	A	New Orleans	78 47
LAST 12 Division I GAMES:															
198	H	Lamar	45 70	211	H	McNeese St.	55 59								
244	H	Houston Baptist	62 63	212	A	Stephen F. Austin	59 89								
250	H	A&M-Corpus Christi	79 76	202	A	Northwestern St.	59 78								
343	A	New Orleans	78 47	88	A	TCU	46 78								
259	A	Southeastern La.	86 85	20	A	Texas	48 109								
180	H	Nicholls St.	51 50	71	H	Wichita St.	47 64								

Non-Div I Games: Tex. A&M-Commerce 85 64 Abilene Christian 67 73 Incarnate Word 60 51

Sam Houston St.

Loss, Non-Conf, S Site, H Home A Away N Neutral

Average RPI Win:	238	WON-LOST	WINNING	LAST 10	STRENGTH OF	OPP. STRENGTH	TEAM	ADJ.	CONF.	ADJ CONF.
Average RPI Loss:	133	RECORD	PCT. RANK	GAMES	SCHEDULE	OF SCHEDULE	RPI	RPI	RPI	RPI
DIV. I ONLY	8- 12	224	6- 4	140	239	224	224	20	20	
DIV. I NON-CONF.	2- 9	299	1- 2	59	268	263	263	19	19	
TOTALS	RPI 1-25	RPI 26-50	W-L RECORDS	RPI 51-100	RPI 101-150	RPI 150+				
8- 12	0- 1	0- 0	OVERALL	1- 1	1- 7	6- 3				
5- 6	0- 1	0- 0	HOME	1- 1	0- 3	4- 1				
2- 5	0- 0	0- 0	AWAY	0- 0	1- 3	1- 2				
1- 1	0- 0	0- 0	NEUTRAL	0- 0	0- 1	1- 0				
2- 9	0- 1	0- 0	NON-CONFERENCE	0- 1	0- 6	2- 1				
1- 6	0- 1	0- 0	HOME	0- 1	0- 3	1- 1				
0- 2	0- 0	0- 0	AWAY	0- 0	0- 2	0- 0				
1- 1	0- 0	0- 0	NEUTRAL	0- 0	0- 1	1- 0				
6- 3	0- 0	0- 0	CONFERENCE	1- 0	1- 1	4- 2				
4- 0	0- 0	0- 0	HOME	1- 0	0- 0	3- 0				
2- 3	0- 0	0- 0	AWAY	0- 0	1- 1	1- 2				
0- 0	0- 0	0- 0	NEUTRAL	0- 0	0- 0	0- 0				

RPI 1-25			RPI 26-50			RPI 51-100			RPI 101+ Team's RPI: 224		
RPI	S	Opponent	Score	RPI	S	Opponent	Score	RPI	S	Opponent	Score
23	H	West Virginia	58 85					102	A	Wright St.	81 93
								112	H	VCU	66 85
								122	A	Akron	75 91
								124	A	Bucknell	41 66
								125	N	Delaware	48 69
								126	A	Ill.-Chicago	69 58
								127	H	Buffalo	65 72
								138	H	Cincinnati	62 83
								160	A	Cleveland St.	80 84
								187	H	Northern Ky.	67 53
								220	A	Oakland	67 87
								220	H	Oakland	79 64
								245	H	Miami (OH)	67 70
								281	H	Milwaukee	87 71
								321	A	Valparaiso	62 49
								332	N	Vermont	74 67
								339	H	Detroit	80 71
LAST 12 Division I GAMES:											
220	A	Oakland	67 87	97	H	Green Bay	66 57				
102	A	Wright St.	81 93	126	A	Ill.-Chicago	69 58				
160	A	Cleveland St.	80 84	321	A	Valparaiso	62 49				
339	H	Detroit	80 71	98	H	IUPUI	57 66				
220	H	Oakland	79 64	122	A	Akron	75 91				
281	H	Milwaukee	87 71	332	N	Vermont	74 67				

Non-Div I Games: Malone 80 73 Ohio Valley 84 52

Youngstown St.

Loss, Non-Conf, S Site, H Home A Away N Neutral

Average RPI Win:	215	WON-LOST	WINNING	LAST 10	STRENGTH OF	OPP. STRENGTH	TEAM	ADJ.	CONF.	ADJ CONF.
Average RPI Loss:	122	RECORD	PCT. RANK	GAMES	SCHEDULE	OF SCHEDULE	RPI	RPI	RPI	RPI
DIV. I ONLY	9- 14	232	6- 4	163	126	225	225	19	19	
DIV. I NON-CONF.	3- 9	280	0- 1	146	37	271	271	23	23	
TOTALS	RPI 1-25	RPI 26-50	W-L RECORDS	RPI 51-100	RPI 101-150	RPI 150+				
9- 14	0- 0	0- 1	OVERALL	0- 4	1- 4	8- 5				
6- 8	0- 0	0- 1	HOME	0- 3	1- 2	5- 2				
3- 6	0- 0	0- 0	AWAY	0- 1	0- 2	3- 3				
0- 0	0- 0	0- 0	NEUTRAL	0- 0	0- 0	0- 0				
3- 9	0- 0	0- 1	NON-CONFERENCE	0- 4	1- 2	2- 2				
3- 6	0- 0	0- 1	HOME	0- 3	1- 1	2- 1				
0- 3	0- 0	0- 0	AWAY	0- 1	0- 1	0- 1				
0- 0	0- 0	0- 0	NEUTRAL	0- 0	0- 0	0- 0				
6- 5	0- 0	0- 0	CONFERENCE	0- 0	0- 2	6- 3				
3- 2	0- 0	0- 0	HOME	0- 0	0- 1	3- 1				
3- 3	0- 0	0- 0	AWAY	0- 0	0- 1	3- 2				
0- 0	0- 0	0- 0	NEUTRAL	0- 0	0- 0	0- 0				

RPI S	Opponent	Score	RPI S	Opponent	Score	RPI S	Opponent	Score	RPI S	Opponent	Score	Team's RPI: 225
34	H Oregon St.	60 68	54	H BYU	64 71	119	H Colorado St.	48 66				
			56	H Fordham	63 72	121	H Charlotte	75 80				
			59	H Creighton	56 66	136	A Wyoming	56 82				
			75	A Northwestern	53 57	137	H Clemson	63 54				
						145	A San Francisco	61 62				
						151	H Utah	59 66				
						152	H Bakersfield	76 74				
						164	A Fresno St.	52 70				
						164	H Fresno St.	63 79				
						167	A Nevada	57 49				
						181	H San Diego St.	74 59				
						188	A Utah St.	73 67				
						206	A Boise St.	49 79				
						229	A Loyola Marymount	67 71				
						248	H Santa Clara	77 70				
						249	H New Mexico	78 56				
						269	H San Jose St.	90 76				
						340	A Air Force	72 65				
LAST 12 Division I GAMES:												
136	A Wyoming	56 82	181	H San Diego St.	74 59							
119	H Colorado St.	48 66	249	H New Mexico	78 56							
206	A Boise St.	49 79	167	A Nevada	57 49							
269	H San Jose St.	90 76	340	A Air Force	72 65							
164	A Fresno St.	52 70	164	H Fresno St.	63 79							
188	A Utah St.	73 67	59	H Creighton	56 66							

Non-Div I Games:

UNLV

■ Loss,
 ■ Non-Conf,
 ■ S Site,
 ■ H Home
 ■ A Away
 N Neutral

Average RPI Win:	246	WON-LOST	WINNING	LAST 10	STRENGTH OF	OPP. STRENGTH	TEAM	ADJ.	CONF.	ADJ CONF.
Average RPI Loss:	127	RECORD	PCT. RANK	GAMES	SCHEDULE	OF SCHEDULE	RPI	RPI	RPI	RPI
DIV. I ONLY	8- 13	240	4- 6	178	132	226	226	10	10	
DIV. I NON-CONF.	4- 7	229	0- 1	250	167	253	253	12	12	
TOTALS	RPI 1-25	RPI 26-50	W-L RECORDS	RPI 51-100	RPI 101-150	RPI 150+				
8- 13	0- 2	0- 1	OVERALL	0- 2	1- 2	7- 6				
5- 6	0- 1	0- 0	HOME	0- 1	1- 1	4- 3				
3- 7	0- 1	0- 1	AWAY	0- 1	0- 1	3- 3				
0- 0	0- 0	0- 0	NEUTRAL	0- 0	0- 0	0- 0				
4- 7	0- 2	0- 0	NON-CONFERENCE	0- 1	0- 1	4- 3				
2- 4	0- 1	0- 0	HOME	0- 1	0- 1	2- 1				
2- 3	0- 1	0- 0	AWAY	0- 0	0- 0	2- 2				
0- 0	0- 0	0- 0	NEUTRAL	0- 0	0- 0	0- 0				
4- 6	0- 0	0- 1	CONFERENCE	0- 1	1- 1	3- 3				
3- 2	0- 0	0- 0	HOME	0- 0	1- 0	2- 2				
1- 4	0- 0	0- 1	AWAY	0- 1	0- 1	1- 1				
0- 0	0- 0	0- 0	NEUTRAL	0- 0	0- 0	0- 0				

RPI 1-25			RPI 26-50			RPI 51-100			RPI 101+ Team's RPI: 226		
RPI	S	Opponent	Score	RPI	S	Opponent	Score	RPI	S	Opponent	Score
13	H	Texas A&M	48 67	28	A	Middle Tenn.	42 86	70	H	SMU	79 84
25	A	Oklahoma St.	47 95					90	A	Tulane	55 56
								121	A	Charlotte	59 61
								141	H	UAB	66 58
								143	H	Missouri St.	79 85
								156	H	Grand Canyon	65 67
								158	A	FIU	66 59
								171	H	UTSA	56 58
								172	H	Old Dominion	68 52
								178	H	Tulsa	63 79
								179	A	Fla. Atlantic	69 82
								218	A	Northern Colo.	69 75
								256	A	Houston	61 66
								266	H	Bethune-Cookman	82 49
								285	A	Denver	93 74
								295	H	Marshall	63 50
								319	H	UMKC	77 70
								330	A	Texas-Arlington	70 55
LAST 12 Division I GAMES:											
172	H	Old Dominion	68 52	171	H	UTSA	56 58				
90	A	Tulane	55 56	295	H	Marshall	63 50				
141	H	UAB	66 58	121	A	Charlotte	59 61				
178	H	Tulsa	63 79	28	A	Middle Tenn.	42 86				
179	A	Fla. Atlantic	69 82	143	H	Missouri St.	79 85				
158	A	FIU	66 59	70	H	SMU	79 84				

Non-Div I Games: Cameron 69 41 Abilene Christian 64 50

North Texas

Loss, Non-Conf, S Site, H Home A Away N Neutral

Average RPI Win: 258	WON-LOST	WINNING	LAST 10	STRENGTH OF	OPP. STRENGTH	TEAM	ADJ.	CONF.	ADJ CONF.
Average RPI Loss: 144	RECORD	PCT. RANK	GAMES	SCHEDULE	OF SCHEDULE	RPI	RPI	RPI	RPI
DIV. I ONLY	11- 9	131	6- 4	289	215	227	227	14	14
DIV. I NON-CONF.	8- 6	125	3- 3	300	241	206	206	15	15
TOTALS	RPI 1-25	RPI 26-50	W-L RECORDS	RPI 51-100	RPI 101-150	RPI 150+			
11- 9	0- 1	0- 0	OVERALL	0- 2	1- 3	10- 3			
7- 5	0- 0	0- 0	HOME	0- 2	0- 3	7- 0			
3- 4	0- 1	0- 0	AWAY	0- 0	1- 0	2- 3			
1- 0	0- 0	0- 0	NEUTRAL	0- 0	0- 0	1- 0			
8- 6	0- 1	0- 0	NON-CONFERENCE	0- 0	1- 3	7- 2			
4- 3	0- 0	0- 0	HOME	0- 0	0- 3	4- 0			
3- 3	0- 1	0- 0	AWAY	0- 0	1- 0	2- 2			
1- 0	0- 0	0- 0	NEUTRAL	0- 0	0- 0	1- 0			
3- 3	0- 0	0- 0	CONFERENCE	0- 2	0- 0	3- 1			
3- 2	0- 0	0- 0	HOME	0- 2	0- 0	3- 0			
0- 1	0- 0	0- 0	AWAY	0- 0	0- 0	0- 1			
0- 0	0- 0	0- 0	NEUTRAL	0- 0	0- 0	0- 0			

RPI 1-25				RPI 26-50				RPI 51-100				RPI 101+ Team's RPI: 227			
RPI	S	Opponent	Score	RPI	S	Opponent	Score	RPI	S	Opponent	Score	RPI	S	Opponent	Score
17	A	Syracuse	48 89					61	H	Princeton	56 71	110	H	Drexel	44 69
								67	H	Penn	57 67	124	H	Bucknell	59 72
												127	A	Buffalo	79 72
												139	H	St. Francis Brooklyn	68 78
												195	N	Drake	59 49
												208	H	Colgate	76 62
												217	H	Yale	65 56
												235	A	Seattle	49 52
												236	A	Robert Morris	63 76
												252	A	Howard	70 58
												260	H	Loyola Maryland	57 53
												295	H	Brown	80 70
												310	A	Columbia	64 71
												310	H	Columbia	76 51
												315	A	Morgan St.	59 42
												324	H	Binghamton	63 52
												332	H	Vermont	81 46
LAST 12 Division I GAMES:															
				61	H	Princeton	56 71			252	A	Howard	70 58		
				67	H	Penn	57 67			315	A	Morgan St.	59 42		
				217	H	Yale	65 56			332	H	Vermont	81 46		
				295	H	Brown	80 70			110	H	Drexel	44 69		
				310	H	Columbia	76 51			236	A	Robert Morris	63 76		
				310	A	Columbia	64 71			139	H	St. Francis Brooklyn	68 78		

Non-Div I Games:

Cornell

■ Loss,
■ Non-Conf, S Site,
■ Home
■ Away
N Neutral

Average RPI Win:	259	WON-LOST	WINNING	LAST 10	STRENGTH OF	OPP. STRENGTH	TEAM	ADJ.	CONF.	ADJ CONF.
Average RPI Loss:	144	RECORD	PCT. RANK	GAMES	SCHEDULE	OF SCHEDULE	RPI	RPI	RPI	RPI
DIV. I ONLY	8- 11	217	7- 3	184	257	228	228	26	26	
DIV. I NON-CONF.	1- 8	318	0- 1	92	134	290	290	26	26	
TOTALS	RPI 1-25	RPI 26-50	W-L RECORDS	RPI 51-100	RPI 101-150	RPI 150+				
8- 11	0- 1	0- 0	OVERALL	0- 3	1- 1	7- 6				
6- 4	0- 0	0- 0	HOME	0- 1	0- 1	6- 2				
2- 7	0- 1	0- 0	AWAY	0- 2	1- 0	1- 4				
0- 0	0- 0	0- 0	NEUTRAL	0- 0	0- 0	0- 0				
1- 8	0- 1	0- 0	NON-CONFERENCE	0- 3	0- 0	1- 4				
1- 3	0- 0	0- 0	HOME	0- 1	0- 0	1- 2				
0- 5	0- 1	0- 0	AWAY	0- 2	0- 0	0- 2				
0- 0	0- 0	0- 0	NEUTRAL	0- 0	0- 0	0- 0				
7- 3	0- 0	0- 0	CONFERENCE	0- 0	1- 1	6- 2				
5- 1	0- 0	0- 0	HOME	0- 0	0- 1	5- 0				
2- 2	0- 0	0- 0	AWAY	0- 0	1- 0	1- 2				
0- 0	0- 0	0- 0	NEUTRAL	0- 0	0- 0	0- 0				

RPI 1-25				RPI 26-50				RPI 51-100				RPI 101+ Team's RPI: 228			
RPI	S	Opponent	Score	RPI	S	Opponent	Score	RPI	S	Opponent	Score	RPI	S	Opponent	Score
20	A	Texas	42 96					51	A	UTEP	60 73	114	H	Arkansas St.	71 87
								88	A	TCU	50 63	142	A	Western Ky.	72 63
								93	H	Hampton	63 72	155	A	Rice	61 74
												162	A	UALR	70 77
												162	H	UALR	42 35
												171	H	UTSA	83 86
												198	A	Lamar	55 68
												250	H	A&M-Corpus Christi	60 68
												256	H	Houston	70 63
												264	H	Troy	87 82
												279	A	La.-Monroe	52 78
												279	H	La.-Monroe	75 70
												320	A	La.-Lafayette	65 53
												320	H	La.-Lafayette	70 64
												330	H	Texas-Arlington	68 60
LAST 12 Division I GAMES:															
320	H	La.-Lafayette	70 64	279	A	La.-Monroe	52 78								
279	H	La.-Monroe	75 70	320	A	La.-Lafayette	65 53								
142	A	Western Ky.	72 63	114	H	Arkansas St.	71 87								
264	H	Troy	87 82	162	H	UALR	42 35								
162	A	UALR	70 77	171	H	UTSA	83 86								
330	H	Texas-Arlington	68 60	198	A	Lamar	55 68								

Non-Div I Games: St. Thomas (TX) 85 45 Huston-Tillotson 73 45

Texas St.

■ Loss,
 ■ Non-Conf, S Site,
 ■ Home
 ■ Away
 N Neutral

Average RPI Win:	219	WON-LOST	WINNING	LAST 10	STRENGTH OF	OPP. STRENGTH	TEAM	ADJ.	CONF.	ADJ CONF.
Average RPI Loss:	124	RECORD	PCT. RANK	GAMES	SCHEDULE	OF SCHEDULE	RPI	RPI	RPI	RPI
DIV. I ONLY	7- 16	276	4- 6	107	147	229	229	8	8	
DIV. I NON-CONF.	3- 8	269	0- 0	205	287	296	296	8	8	
TOTALS	RPI 1-25	RPI 26-50	W-L RECORDS	RPI 51-100	RPI 101-150	RPI 150+				
7- 16	0- 0	0- 5	OVERALL	1- 1	1- 4	5- 6				
5- 6	0- 0	0- 1	HOME	0- 0	1- 2	4- 3				
2- 10	0- 0	0- 4	AWAY	1- 1	0- 2	1- 3				
0- 0	0- 0	0- 0	NEUTRAL	0- 0	0- 0	0- 0				
3- 8	0- 0	0- 1	NON-CONFERENCE	0- 0	0- 2	3- 5				
3- 3	0- 0	0- 0	HOME	0- 0	0- 1	3- 2				
0- 5	0- 0	0- 1	AWAY	0- 0	0- 1	0- 3				
0- 0	0- 0	0- 0	NEUTRAL	0- 0	0- 0	0- 0				
4- 8	0- 0	0- 4	CONFERENCE	1- 1	1- 2	2- 1				
2- 3	0- 0	0- 1	HOME	0- 0	1- 1	1- 1				
2- 5	0- 0	0- 3	AWAY	1- 1	0- 1	1- 0				
0- 0	0- 0	0- 0	NEUTRAL	0- 0	0- 0	0- 0				

RPI 1-25				RPI 26-50				RPI 51-100				RPI 101+				Team's RPI: 229
RPI	S	Opponent	Score	RPI	S	Opponent	Score	RPI	S	Opponent	Score	RPI	S	Opponent	Score	
				26	A	Gonzaga	51 88	54	A	BYU	72 90	119	A	Colorado St.	68 70	
				26	H	Gonzaga	82 91	87	A	Pacific	90 84	130	H	Montana	47 49	
				30	A	St. Mary's (CA)	74 78					132	A	Portland	66 84	
				34	A	Oregon St.	54 92					132	H	Portland	78 64	
				38	A	San Diego	63 86					145	H	San Francisco	76 80	
												157	A	Long Beach St.	66 76	
												173	H	UC Irvine	60 63	
												188	A	Utah St.	58 100	
												225	H	UNLV	71 67	
												235	H	Seattle	70 72	
												248	H	Santa Clara	65 69	
												249	A	New Mexico	65 69	
												253	A	Pepperdine	76 64	
												253	H	Pepperdine	90 74	
												282	H	New Mexico St.	81 64	
												300	H	Northern Ariz.	79 58	
LAST 12 Division I GAMES:																
				26	A	Gonzaga	51 88	87	A	Pacific	90 84					
				132	A	Portland	66 84	253	A	Pepperdine	76 64					
				253	H	Pepperdine	90 74	248	H	Santa Clara	65 69					
				132	H	Portland	78 64	145	H	San Francisco	76 80					
				26	H	Gonzaga	82 91	38	A	San Diego	63 86					
				30	A	St. Mary's (CA)	74 78	54	A	BYU	72 90					

Non-Div I Games:

Loyola Marymount

■ Loss,
 ■ Non-Conf,
 ■ S Site,
 ■ H Home
 ■ A Away
 N Neutral

Average RPI Win: 279	WON-LOST	WINNING	LAST 10	STRENGTH OF	OPP. STRENGTH	TEAM	ADJ.	CONF.	ADJ CONF.
Average RPI Loss: 122	RECORD	PCT. RANK	GAMES	SCHEDULE	OF SCHEDULE	RPI	RPI	RPI	RPI
DIV. I ONLY	12- 11	151	6- 4	286	196	230	230	17	17
DIV. I NON-CONF.	4- 5	187	0- 0	254	279	252	252	16	16
TOTALS	RPI 1-25	RPI 26-50	W-L RECORDS	RPI 51-100	RPI 101-150	RPI 150+			
12- 11	0- 0	0- 0	OVERALL	1- 6	0- 3	11- 2			
7- 6	0- 0	0- 0	HOME	1- 3	0- 1	6- 2			
4- 5	0- 0	0- 0	AWAY	0- 3	0- 2	4- 0			
1- 0	0- 0	0- 0	NEUTRAL	0- 0	0- 0	1- 0			
4- 5	0- 0	0- 0	NON-CONFERENCE	0- 2	0- 3	4- 0			
3- 2	0- 0	0- 0	HOME	0- 1	0- 1	3- 0			
0- 3	0- 0	0- 0	AWAY	0- 1	0- 2	0- 0			
1- 0	0- 0	0- 0	NEUTRAL	0- 0	0- 0	1- 0			
8- 6	0- 0	0- 0	CONFERENCE	1- 4	0- 0	7- 2			
4- 4	0- 0	0- 0	HOME	1- 2	0- 0	3- 2			
4- 2	0- 0	0- 0	AWAY	0- 2	0- 0	4- 0			
0- 0	0- 0	0- 0	NEUTRAL	0- 0	0- 0	0- 0			

RPI S	Opponent	Score	RPI S	Opponent	Score	RPI S	Opponent	Score	RPI S	Opponent	Score	Team's RPI: 230
						61	H Princeton	62 75	120	A Lafayette	62 67	
						63	A Navy	64 75	125	H Delaware	54 65	
						64	A Marist	56 66	134	A Seton Hall	75 86	
						66	H Iona	92 90	242	H Canisius	72 76	
						73	A Quinnipiac	59 71	258	H Central Conn. St.	61 58	
						73	H Quinnipiac	44 54	265	H Niagara	82 72	
						96	H Fairfield	61 67	267	A Siena	77 63	
									267	H Siena	73 70	
									286	A Manhattan	73 56	
									286	H Manhattan	47 50	
									301	A Monmouth	64 53	
									323	H LIU Brooklyn	62 48	
									324	H Binghamton	66 63	
									325	A Saint Peter's	56 55	
									325	H Saint Peter's	68 40	
									344	N UMBC	60 48	
LAST 12 Division I GAMES:												
265	H Niagara	82 72	325	A Saint Peter's	56 55							
66	H Iona	92 90	286	H Manhattan	47 50							
286	A Manhattan	73 56	242	H Canisius	72 76							
64	A Marist	56 66	325	H Saint Peter's	68 40							
267	H Siena	73 70	301	A Monmouth	64 53							
73	H Quinnipiac	44 54	73	A Quinnipiac	59 71							

Non-Div I Games:

Rider

Average RPI Win:	248	WON-LOST	WINNING	LAST 10	STRENGTH OF	OPP. STRENGTH	TEAM	ADJ.	CONF.	ADJ CONF.
Average RPI Loss:	69	RECORD	PCT. RANK	GAMES	SCHEDULE	OF SCHEDULE	RPI	RPI	RPI	RPI
DIV. I ONLY	6- 16	288	0- 10	69	70	231	231	4	4	
DIV. I NON-CONF.	6- 4	114	0- 0	210	273	199	199	5	5	
TOTALS	RPI 1-25	RPI 26-50	W-L RECORDS	RPI 51-100	RPI 101-150	RPI 150+				
6- 16	0- 5	0- 4	OVERALL	0- 3	0- 3	6- 1				
6- 7	0- 2	0- 2	HOME	0- 1	0- 2	6- 0				
0- 7	0- 3	0- 1	AWAY	0- 1	0- 1	0- 1				
0- 2	0- 0	0- 1	NEUTRAL	0- 1	0- 0	0- 0				
6- 4	0- 1	0- 1	NON-CONFERENCE	0- 1	0- 0	6- 1				
6- 1	0- 1	0- 0	HOME	0- 0	0- 0	6- 0				
0- 1	0- 0	0- 0	AWAY	0- 0	0- 0	0- 1				
0- 2	0- 0	0- 1	NEUTRAL	0- 1	0- 0	0- 0				
0- 12	0- 4	0- 3	CONFERENCE	0- 2	0- 3	0- 0				
0- 6	0- 1	0- 2	HOME	0- 1	0- 2	0- 0				
0- 6	0- 3	0- 1	AWAY	0- 1	0- 1	0- 0				
0- 0	0- 0	0- 0	NEUTRAL	0- 0	0- 0	0- 0				

RPI 1-25				RPI 26-50				RPI 51-100				RPI 101+ Team's RPI: 231			
RPI	S	Opponent	Score	RPI	S	Opponent	Score	RPI	S	Opponent	Score	RPI	S	Opponent	Score
16	A	Baylor	43 92	36	H	Oklahoma	38 68	85	N	Michigan	71 82	106	A	Kansas	46 67
20	A	Texas	51 88	45	N	Rutgers	52 61	88	A	TCU	57 72	106	H	Kansas	62 70
22	H	Arizona St.	77 85	48	A	Iowa St.	48 74	88	H	TCU	54 65	113	H	Kansas St.	65 72
23	H	West Virginia	51 70	48	H	Iowa St.	76 85					179	H	Fla. Atlantic	76 63
25	A	Oklahoma St.	56 82									209	H	Jacksonville	62 48
												234	H	Tex.-Pan American	70 48
												239	A	Arizona	56 65
												249	H	New Mexico	64 56
												272	H	Grambling	86 68
												345	H	Ark.-Pine Bluff	58 50
LAST 12 Division I GAMES:															
88	A	TCU	57 72	25	A	Oklahoma St.	56 82								
20	A	Texas	51 88	113	H	Kansas St.	65 72								
106	H	Kansas	62 70	106	A	Kansas	46 67								
16	A	Baylor	43 92	48	A	Iowa St.	48 74								
48	H	Iowa St.	76 85	88	H	TCU	54 65								
23	H	West Virginia	51 70	36	H	Oklahoma	38 68								

Non-Div I Games: Abilene Christian 57 58

Texas Tech

Loss, Non-Conf, S Site, H Home A Away N Neutral

Average RPI Win:	280	WON-LOST	WINNING	LAST 10	STRENGTH OF	OPP. STRENGTH	TEAM	ADJ.	CONF.	ADJ CONF.
Average RPI Loss:	186	RECORD	PCT. RANK	GAMES	SCHEDULE	OF SCHEDULE	RPI	RPI	RPI	RPI
DIV. I ONLY	13- 9	109	8- 2	336	315	232	232	31	31	
DIV. I NON-CONF.	5- 7	198	2- 0	333	254	294	294	31	31	
TOTALS	RPI 1-25	RPI 26-50	W-L RECORDS	RPI 51-100	RPI 101-150	RPI 150+				
13- 9	0- 0	0- 0	OVERALL	0- 1	0- 1	13- 7				
6- 4	0- 0	0- 0	HOME	0- 0	0- 0	6- 4				
7- 5	0- 0	0- 0	AWAY	0- 1	0- 1	7- 3				
0- 0	0- 0	0- 0	NEUTRAL	0- 0	0- 0	0- 0				
5- 7	0- 0	0- 0	NON-CONFERENCE	0- 1	0- 0	5- 6				
2- 4	0- 0	0- 0	HOME	0- 0	0- 0	2- 4				
3- 3	0- 0	0- 0	AWAY	0- 1	0- 0	3- 2				
0- 0	0- 0	0- 0	NEUTRAL	0- 0	0- 0	0- 0				
8- 2	0- 0	0- 0	CONFERENCE	0- 0	0- 1	8- 1				
4- 0	0- 0	0- 0	HOME	0- 0	0- 0	4- 0				
4- 2	0- 0	0- 0	AWAY	0- 0	0- 1	4- 1				
0- 0	0- 0	0- 0	NEUTRAL	0- 0	0- 0	0- 0				

RPI 1-25					RPI 26-50					RPI 51-100					RPI 101+					Team's RPI: 232	
RPI	S	Opponent		Score	RPI	S	Opponent		Score	RPI	S	Opponent		Score	RPI	S	Opponent		Score		
										99	A	Boston College		40 65	118	A	Albany (NY)		47 88		
															160	H	Cleveland St.		50 65		
															176	A	Stony Brook		63 76		
															176	H	Stony Brook		71 68		
															185	H	Northeastern		50 70		
															186	H	Boston U.		58 69		
															203	A	Hartford		61 56		
															208	H	Colgate		63 58		
															217	H	Yale		58 53		
															240	A	Bryant		61 67		
															246	A	Maine		74 73		
															252	H	Howard		40 45		
															258	A	Central Conn. St.		52 53		
															292	A	Dartmouth		54 37		
															295	A	Brown		77 74		
															324	H	Binghamton		72 53		
															326	A	UMass Lowell		75 68		
															331	A	NJIT		53 40		
															332	H	Vermont		60 45		
															344	A	UMBC		60 47		
															344	H	UMBC		46 35		
LAST 12 Division I GAMES:																					
					176	A	Stony Brook		63 76					332	H	Vermont		60 45			
					344	H	UMBC		46 35					203	A	Hartford		61 56			
					324	H	Binghamton		72 53					344	A	UMBC		60 47			
					246	A	Maine		74 73					176	H	Stony Brook		71 68			
					326	A	UMass Lowell		75 68					217	H	Yale		58 53			
					118	A	Albany (NY)		47 88					295	A	Brown		77 74			

Non-Div I Games:	Worcester St.	77	30
------------------	---------------	----	----

New Hampshire

Loss, Non-Conf, S Site, H Home A Away N Neutral

Average RPI Win:	283	WON-LOST	WINNING	LAST 10	STRENGTH OF	OPP. STRENGTH	TEAM	ADJ.	CONF.	ADJ CONF.
Average RPI Loss:	154	RECORD	PCT. RANK	GAMES	SCHEDULE	OF SCHEDULE	RPI	RPI	RPI	RPI
DIV. I ONLY	12- 10	136	4- 6	311	289	233	233	22	22	
DIV. I NON-CONF.	7- 4	95	1- 0	295	314	181	181	21	21	
TOTALS	RPI 1-25	RPI 26-50	W-L RECORDS	RPI 51-100	RPI 101-150	RPI 150+				
12- 10	0- 0	0- 0	OVERALL	0- 4	0- 1	12- 5				
6- 5	0- 0	0- 0	HOME	0- 2	0- 0	6- 3				
5- 4	0- 0	0- 0	AWAY	0- 1	0- 1	5- 2				
1- 1	0- 0	0- 0	NEUTRAL	0- 1	0- 0	1- 0				
7- 4	0- 0	0- 0	NON-CONFERENCE	0- 2	0- 0	7- 2				
3- 1	0- 0	0- 0	HOME	0- 0	0- 0	3- 1				
3- 2	0- 0	0- 0	AWAY	0- 1	0- 0	3- 1				
1- 1	0- 0	0- 0	NEUTRAL	0- 1	0- 0	1- 0				
5- 6	0- 0	0- 0	CONFERENCE	0- 2	0- 1	5- 3				
3- 4	0- 0	0- 0	HOME	0- 2	0- 0	3- 2				
2- 2	0- 0	0- 0	AWAY	0- 0	0- 1	2- 1				
0- 0	0- 0	0- 0	NEUTRAL	0- 0	0- 0	0- 0				

RPI 1-25			RPI 26-50			RPI 51-100			RPI 101+			Team's RPI: 233
RPI	S	Opponent	Score	RPI	S	Opponent	Score	RPI	S	Opponent	Score	
						57 A Georgia	41 72	147 A USC Upstate			62 63	
						67 H Stetson	60 72	168 H Furman			71 67	
						77 H FGCU	57 69	187 A Northern Ky.			61 72	
						94 N Wisconsin	72 77	187 H Northern Ky.			64 72	
								204 N Elon			68 56	
								209 H Jacksonville			67 71	
								213 A Belmont			62 69	
								264 H Troy			86 81	
								268 A East Tenn. St.			57 52	
								275 H Western Caro.			67 64	
								297 A Jacksonville St.			60 54	
								298 A Samford			56 52	
								304 H Ga. Southern			54 61	
								314 H Kennesaw St.			64 59	
								318 A Lipscomb			79 72	
								318 H Lipscomb			76 71	
								333 A Alabama St.			59 54	
								337 H North Florida			62 48	
LAST 12 Division I GAMES:												
318 H Lipscomb			76 71	67 H Stetson			60 72					
187 H Northern Ky.			64 72	318 A Lipscomb			79 72					
314 H Kennesaw St.			64 59	187 A Northern Ky.			61 72					
268 A East Tenn. St.			57 52	209 H Jacksonville			67 71					
147 A USC Upstate			62 63	337 H North Florida			62 48					
77 H FGCU			57 69	333 A Alabama St.			59 54					

Non-Div I Games:

Mercer

Average RPI Win:	276	WON-LOST	WINNING	LAST 10	STRENGTH OF	OPP. STRENGTH	TEAM	ADJ.	CONF.	ADJ CONF.
Average RPI Loss:	158	RECORD	PCT. RANK	GAMES	SCHEDULE	OF SCHEDULE	RPI	RPI	RPI	RPI
DIV. I ONLY	9- 12	213	5- 5	216	331	234	234	29	29	
DIV. I NON-CONF.	4- 7	229	0- 2	157	324	202	202	28	28	
TOTALS	RPI 1-25	RPI 26-50	W-L RECORDS	RPI 51-100	RPI 101-150	RPI 150+				
9- 12	0- 1	0- 0	OVERALL	0- 4	0- 1	9- 6				
5- 3	0- 0	0- 0	HOME	0- 1	0- 1	5- 1				
2- 8	0- 1	0- 0	AWAY	0- 3	0- 0	2- 4				
2- 1	0- 0	0- 0	NEUTRAL	0- 0	0- 0	2- 1				
4- 7	0- 1	0- 0	NON-CONFERENCE	0- 2	0- 1	4- 3				
1- 1	0- 0	0- 0	HOME	0- 0	0- 1	1- 0				
1- 5	0- 1	0- 0	AWAY	0- 2	0- 0	1- 2				
2- 1	0- 0	0- 0	NEUTRAL	0- 0	0- 0	2- 1				
5- 5	0- 0	0- 0	CONFERENCE	0- 2	0- 0	5- 3				
4- 2	0- 0	0- 0	HOME	0- 1	0- 0	4- 1				
1- 3	0- 0	0- 0	AWAY	0- 1	0- 0	1- 2				
0- 0	0- 0	0- 0	NEUTRAL	0- 0	0- 0	0- 0				

RPI 1-25			RPI 26-50			RPI 51-100			RPI 101+ Team's RPI: 234		
RPI	S	Opponent	Score	RPI	S	Opponent	Score	RPI	S	Opponent	Score
25	A	Oklahoma St.	48 90					71	A	Wichita St.	40 69
								79	A	Idaho	65 76
								79	H	Idaho	52 85
								88	A	TCU	47 73
								112	H	VCU	57 67
								152	A	Bakersfield	74 82
								156	H	Grand Canyon	60 58
								175	N	UNI	70 47
								231	A	Texas Tech	48 70
								235	A	Seattle	62 84
								235	H	Seattle	68 75
								244	A	Houston Baptist	76 74
								250	A	A&M-Corpus Christi	54 68
								282	H	New Mexico St.	66 61
								291	N	Norfolk St.	50 36
								319	H	UMKC	65 50
								330	H	Texas-Arlington	75 63
								338	N	Neb. Omaha	61 73
								342	A	Utah Valley	64 54
								346	H	Chicago St.	66 44
LAST 12 Division I GAMES:											
79	H	Idaho	52 85	319	H	UMKC	65 50				
235	H	Seattle	68 75	235	A	Seattle	62 84				
152	A	Bakersfield	74 82	79	A	Idaho	65 76				
342	A	Utah Valley	64 54	156	H	Grand Canyon	60 58				
282	H	New Mexico St.	66 61	25	A	Oklahoma St.	48 90				
346	H	Chicago St.	66 44	71	A	Wichita St.	40 69				

Non-Div I Games: Schreiner 87 46 Texas Lutheran 80 37

Tex.-Pan American

Loss, Non-Conf, S Site, H Home A Away N Neutral

Average RPI Win: 251	WON-LOST	WINNING	LAST 10	STRENGTH OF	OPP. STRENGTH	TEAM	ADJ.	CONF.	ADJ CONF.
Average RPI Loss: 172	RECORD	PCT. RANK	GAMES	SCHEDULE	OF SCHEDULE	RPI	RPI	RPI	RPI
DIV. I ONLY	11- 12	174	6- 4	305	229	235	235	29	29
DIV. I NON-CONF.	5- 8	220	0- 2	281	131	249	249	28	28
TOTALS	RPI 1-25	RPI 26-50	W-L RECORDS	RPI 51-100	RPI 101-150	RPI 150+			
11- 12	0- 0	0- 1	OVERALL	0- 4	0- 1	11- 6			
6- 4	0- 0	0- 0	HOME	0- 3	0- 0	6- 1			
5- 8	0- 0	0- 1	AWAY	0- 1	0- 1	5- 5			
0- 0	0- 0	0- 0	NEUTRAL	0- 0	0- 0	0- 0			
5- 8	0- 0	0- 1	NON-CONFERENCE	0- 3	0- 1	5- 3			
3- 3	0- 0	0- 0	HOME	0- 2	0- 0	3- 1			
2- 5	0- 0	0- 1	AWAY	0- 1	0- 1	2- 2			
0- 0	0- 0	0- 0	NEUTRAL	0- 0	0- 0	0- 0			
6- 4	0- 0	0- 0	CONFERENCE	0- 1	0- 0	6- 3			
3- 1	0- 0	0- 0	HOME	0- 1	0- 0	3- 0			
3- 3	0- 0	0- 0	AWAY	0- 0	0- 0	3- 3			
0- 0	0- 0	0- 0	NEUTRAL	0- 0	0- 0	0- 0			

RPI S	Opponent	Score	RPI S	Opponent	Score	RPI S	Opponent	Score	RPI S	Opponent	Score	Team's RPI: 235
38	A San Diego	56 79	72	H Oregon	100 105	132	A Portland	63 70				
			79	H Idaho	59 77	152	A Bakersfield	78 80				
			80	H Washington St.	72 81	156	H Grand Canyon	89 68				
			92	A Washington	60 82	198	H Montana St.	74 63				
						227	H Cornell	52 49				
						229	A Loyola Marymount	72 70				
						234	A Tex.-Pan American	75 68				
						234	H Tex.-Pan American	84 62				
						251	H Coastal Caro.	84 53				
						253	H Pepperdine	73 84				
						255	A Cal St. Fullerton	53 55				
						261	A Portland St.	80 68				
						282	A New Mexico St.	81 86				
						282	H New Mexico St.	61 51				
						307	A UC Santa Barbara	75 78				
						319	A UMKC	65 77				
						342	A Utah Valley	75 67				
						346	A Chicago St.	85 58				
LAST 12 Division I GAMES:												
282	A New Mexico St.	81 86	234	H Tex.-Pan American	84 62							
234	A Tex.-Pan American	75 68	282	H New Mexico St.	61 51							
79	H Idaho	59 77	319	A UMKC	65 77							
156	H Grand Canyon	89 68	346	A Chicago St.	85 58							
342	A Utah Valley	75 67	307	A UC Santa Barbara	75 78							
152	A Bakersfield	78 80	255	A Cal St. Fullerton	53 55							

Non-Div I Games:

Seattle

■ Loss,
 ■ Non-Conf,
 ■ S Site,
 ■ H Home
 ■ A Away
 N Neutral

Average RPI Win:	254	WON-LOST	WINNING	LAST 10	STRENGTH OF	OPP. STRENGTH	TEAM	ADJ.	CONF.	ADJ CONF.
Average RPI Loss:	179	RECORD	PCT. RANK	GAMES	SCHEDULE	OF SCHEDULE	RPI	RPI	RPI	RPI
DIV. I ONLY	13- 9	109	8- 1	328	233	236	236	27	27	
DIV. I NON-CONF.	4- 7	229	0- 0	304	162	311	311	27	27	
TOTALS	RPI 1-25	RPI 26-50	W-L RECORDS	RPI 51-100	RPI 101-150	RPI 150+				
13- 9	0- 0	0- 0	OVERALL	0- 1	1- 2	12- 6				
9- 4	0- 0	0- 0	HOME	0- 0	1- 1	8- 3				
4- 5	0- 0	0- 0	AWAY	0- 1	0- 1	4- 3				
0- 0	0- 0	0- 0	NEUTRAL	0- 0	0- 0	0- 0				
4- 7	0- 0	0- 0	NON-CONFERENCE	0- 1	0- 2	4- 4				
4- 4	0- 0	0- 0	HOME	0- 0	0- 1	4- 3				
0- 3	0- 0	0- 0	AWAY	0- 1	0- 1	0- 1				
0- 0	0- 0	0- 0	NEUTRAL	0- 0	0- 0	0- 0				
9- 2	0- 0	0- 0	CONFERENCE	0- 0	1- 0	8- 2				
5- 0	0- 0	0- 0	HOME	0- 0	1- 0	4- 0				
4- 2	0- 0	0- 0	AWAY	0- 0	0- 0	4- 2				
0- 0	0- 0	0- 0	NEUTRAL	0- 0	0- 0	0- 0				

RPI 1-25			RPI 26-50			RPI 51-100			RPI 101+			Team's RPI: 236
RPI	S	Opponent	Score	RPI	S	Opponent	Score	RPI	S	Opponent	Score	
						78 A Duquesne	63 79			111 A Virginia Tech	64 70	
										116 H Winthrop	53 62	
										139 H St. Francis Brooklyn	101 95	
										153 H Coppin St.	85 60	
										159 H Hofstra	63 65	
										169 A Mt. St. Mary's	67 60	
										183 H Saint Francis (PA)	83 69	
										187 H Northern Ky.	62 71	
										200 A Sacred Heart	57 71	
										208 H Colgate	61 68	
										227 H Cornell	76 63	
										240 H Bryant	84 73	
										258 A Central Conn. St.	61 59	
										265 A Niagara	70 81	
										290 A Wagner	51 67	
										290 H Wagner	74 63	
										295 H Marshall	67 48	
										323 A LIU Brooklyn	66 52	
										341 A Fairleigh Dickinson	67 58	
										341 H Fairleigh Dickinson	66 51	
										344 H UMBC	51 39	
LAST 12 Division I GAMES:												
139	H	St. Francis Brooklyn	101 95	183	H	Saint Francis (PA)	83 69					
290	A	Wagner	51 67	341	H	Fairleigh Dickinson	66 51					
169	A	Mt. St. Mary's	67 60	240	H	Bryant	84 73					
341	A	Fairleigh Dickinson	67 58	200	A	Sacred Heart	57 71					
323	A	LIU Brooklyn	66 52	258	A	Central Conn. St.	61 59					
290	H	Wagner	74 63	111	A	Virginia Tech	64 70					

Non-Div I Games:

Robert Morris

Average RPI Win:	257	WON-LOST	WINNING	LAST 10	STRENGTH OF	OPP. STRENGTH	TEAM	ADJ.	CONF.	ADJ CONF.
Average RPI Loss:	193	RECORD	PCT. RANK	GAMES	SCHEDULE	OF SCHEDULE	RPI	RPI	RPI	RPI
DIV. I ONLY	10- 12	197	5- 4	279	292	237	237	26	26	
DIV. I NON-CONF.	4- 8	242	0- 1	280	295	268	268	26	26	
TOTALS	RPI 1-25	RPI 26-50	W-L RECORDS	RPI 51-100	RPI 101-150	RPI 150+				
10- 12	0- 0	0- 0	OVERALL	0- 3	1- 2	9- 7				
5- 4	0- 0	0- 0	HOME	0- 1	0- 1	5- 2				
5- 7	0- 0	0- 0	AWAY	0- 1	1- 1	4- 5				
0- 1	0- 0	0- 0	NEUTRAL	0- 1	0- 0	0- 0				
4- 8	0- 0	0- 0	NON-CONFERENCE	0- 3	0- 0	4- 5				
2- 2	0- 0	0- 0	HOME	0- 1	0- 0	2- 1				
2- 5	0- 0	0- 0	AWAY	0- 1	0- 0	2- 4				
0- 1	0- 0	0- 0	NEUTRAL	0- 1	0- 0	0- 0				
6- 4	0- 0	0- 0	CONFERENCE	0- 0	1- 2	5- 2				
3- 2	0- 0	0- 0	HOME	0- 0	0- 1	3- 1				
3- 2	0- 0	0- 0	AWAY	0- 0	1- 1	2- 1				
0- 0	0- 0	0- 0	NEUTRAL	0- 0	0- 0	0- 0				

RPI 1-25			RPI 26-50			RPI 51-100			RPI 101+			Team's RPI: 237
RPI	S	Opponent	Score	RPI	S	Opponent	Score	RPI	S	Opponent	Score	
						57 H Georgia	58 70	114 A Arkansas St.			76 74	
						95 A UT Martin	80 84	114 H Arkansas St.			75 80	
						99 N N.C. A&T	49 74	142 A Western Ky.			59 80	
								162 H UALR			61 59	
								177 H UCF			77 85	
								212 A Stephen F. Austin			60 66	
								213 H Belmont			87 84	
								248 A Santa Clara			68 87	
								264 H Troy			85 77	
								269 A San Jose St.			81 95	
								275 A Western Caro.			61 74	
								279 A La.-Monroe			77 66	
								294 A South Ala.			57 65	
								294 H South Ala.			63 55	
								297 H Jacksonville St.			65 63	
								314 A Kennesaw St.			60 54	
								317 A Kent St.			56 55	
								320 A La.-Lafayette			72 67	
								330 H Texas-Arlington			51 67	
LAST 12 Division I GAMES:												
114	H	Arkansas St.	75 80	114	A	Arkansas St.	76 74					
330	H	Texas-Arlington	51 67	142	A	Western Ky.	59 80					
294	H	South Ala.	63 55	294	A	South Ala.	57 65					
279	A	La.-Monroe	77 66	264	H	Troy	85 77					
320	A	La.-Lafayette	72 67	248	A	Santa Clara	68 87					
162	H	UALR	61 59	269	A	San Jose St.	81 95					

Non-Div I Games:

Georgia St.

Average RPI Win:	237	WON-LOST	WINNING	LAST 10	STRENGTH OF	OPP. STRENGTH	TEAM	ADJ.	CONF.	ADJ CONF.
Average RPI Loss:	132	RECORD	PCT. RANK	GAMES	SCHEDULE	OF SCHEDULE	RPI	RPI	RPI	RPI
DIV. I ONLY	8- 13	240	3- 7	197	164	238	238	13	13	
DIV. I NON-CONF.	4- 6	210	0- 1	237	183	225	225	13	13	
TOTALS	RPI 1-25	RPI 26-50	W-L RECORDS	RPI 51-100	RPI 101-150	RPI 150+				
8- 13	0- 0	0- 3	OVERALL	0- 2	0- 3	8- 5				
5- 5	0- 0	0- 0	HOME	0- 0	0- 3	5- 2				
2- 8	0- 0	0- 3	AWAY	0- 2	0- 0	2- 3				
1- 0	0- 0	0- 0	NEUTRAL	0- 0	0- 0	1- 0				
4- 6	0- 0	0- 1	NON-CONFERENCE	0- 2	0- 1	4- 2				
2- 2	0- 0	0- 0	HOME	0- 0	0- 1	2- 1				
1- 4	0- 0	0- 1	AWAY	0- 2	0- 0	1- 1				
1- 0	0- 0	0- 0	NEUTRAL	0- 0	0- 0	1- 0				
4- 7	0- 0	0- 2	CONFERENCE	0- 0	0- 2	4- 3				
3- 3	0- 0	0- 0	HOME	0- 0	0- 2	3- 1				
1- 4	0- 0	0- 2	AWAY	0- 0	0- 0	1- 2				
0- 0	0- 0	0- 0	NEUTRAL	0- 0	0- 0	0- 0				

RPI S	Opponent	Score	RPI S	Opponent	Score	RPI S	Opponent	Score	RPI S	Opponent	Score	Team's RPI: 238
31	A Central Mich.	60 65	94	A Wisconsin	51 71	122	H Akron	67 71				
37	A Bowling Green	44 57	97	A Green Bay	44 78	126	H Ill.-Chicago	54 66				
46	A South Dakota St.	50 67				127	H Buffalo	52 63				
						165	H Ball St.	50 63				
						175	H UNI	64 66				
						182	H Eastern Mich.	77 54				
						190	H Ohio	74 51				
						194	A Toledo	71 73				
						198	N Lamar	79 52				
						219	A Illinois St.	57 52				
						222	A Western Mich.	43 56				
						245	A Miami (OH)	69 66				
						270	H Bradley	63 60				
						276	H Mississippi Val.	79 60				
						282	A New Mexico St.	73 77				
						317	H Kent St.	65 43				
LAST 12 Division I GAMES:												
165	H Ball St.	50 63	245	A Miami (OH)	69 66							
122	H Akron	67 71	31	A Central Mich.	60 65							
222	A Western Mich.	43 56	182	H Eastern Mich.	77 54							
317	H Kent St.	65 43	194	A Toledo	71 73							
37	A Bowling Green	44 57	190	H Ohio	74 51							
127	H Buffalo	52 63	126	H Ill.-Chicago	54 66							

Non-Div I Games:

Northern Ill.

■ Loss,
■ Non-Conf,
■ S Site,
■ H Home
■ A Away
N Neutral

Average RPI Win:	241	WON-LOST	WINNING	LAST 10	STRENGTH OF	OPP. STRENGTH	TEAM	ADJ.	CONF.	ADJ CONF.
Average RPI Loss:	80	RECORD	PCT. RANK	GAMES	SCHEDULE	OF SCHEDULE	RPI	RPI	RPI	RPI
DIV. I ONLY	5- 18	310	1- 9	77	57	239	239	5	5	
DIV. I NON-CONF.	4- 7	229	0- 0	238	193	254	254	4	4	
TOTALS	RPI 1-25	RPI 26-50	W-L RECORDS	RPI 51-100	RPI 101-150	RPI 150+				
5- 18	1- 3	0- 1	OVERALL	0- 10	0- 2	4- 2				
4- 8	1- 2	0- 1	HOME	0- 3	0- 1	3- 1				
1- 9	0- 1	0- 0	AWAY	0- 6	0- 1	1- 1				
0- 1	0- 0	0- 0	NEUTRAL	0- 1	0- 0	0- 0				
4- 7	0- 0	0- 0	NON-CONFERENCE	0- 4	0- 2	4- 1				
3- 2	0- 0	0- 0	HOME	0- 0	0- 1	3- 1				
1- 4	0- 0	0- 0	AWAY	0- 3	0- 1	1- 0				
0- 1	0- 0	0- 0	NEUTRAL	0- 1	0- 0	0- 0				
1- 11	1- 3	0- 1	CONFERENCE	0- 6	0- 0	0- 1				
1- 6	1- 2	0- 1	HOME	0- 3	0- 0	0- 0				
0- 5	0- 1	0- 0	AWAY	0- 3	0- 0	0- 1				
0- 0	0- 0	0- 0	NEUTRAL	0- 0	0- 0	0- 0				

RPI	S	Opponent	Score	RPI	S	Opponent	Score	RPI	S	Opponent	Score	RPI	S	Opponent	Score	Team's RPI: 239
2	H	Stanford	52 96	34	H	Oregon St.	50 64	53	H	Southern California	45 54	105	H	Wake Forest	58 70	
18	H	California	64 79					54	A	BYU	56 64	141	A	UAB	53 63	
22	A	Arizona St.	36 60					66	A	Iona	75 82	151	A	Utah	57 60	
22	H	Arizona St.	68 49					72	H	Oregon	72 84	212	H	Stephen F. Austin	56 60	
								76	H	UCLA	61 67	231	H	Texas Tech	65 56	
								80	A	Washington St.	59 61	299	H	UC Riverside	75 59	
								84	A	Colorado	47 68	307	A	UC Santa Barbara	51 49	
								85	N	Michigan	71 73	345	H	Ark.-Pine Bluff	67 54	
								87	A	Pacific	66 75					
								92	A	Washington	52 55					
LAST 12 Division I GAMES:																
22	H	Arizona St.	68 49	18	H	California	64 79									
22	A	Arizona St.	36 60	2	H	Stanford	52 96									
34	H	Oregon St.	50 64	53	H	Southern California	45 54									
72	H	Oregon	72 84	76	H	UCLA	61 67									
151	A	Utah	57 60	80	A	Washington St.	59 61									
84	A	Colorado	47 68	92	A	Washington	52 55									

Non-Div I Games:

Arizona

■ Loss,
■ Non-Conf,
■ S Site,
■ H Home
■ A Away
N Neutral

B
r
y
a
n
tB
r
y
a
n
t

Bryant

Page 240

Average RPI Win:	275	WON-LOST	WINNING	LAST 10	STRENGTH OF	OPP. STRENGTH	TEAM	ADJ.	CONF.	ADJ CONF.
Average RPI Loss:	152	RECORD	PCT. RANK	GAMES	SCHEDULE	OF SCHEDULE	RPI	RPI	RPI	RPI
DIV. I ONLY	8- 13	240	6- 4	230	253	241	241	23	23	
DIV. I NON-CONF.	2- 7	289	1- 0	208	163	244	244	22	22	
TOTALS	RPI 1-25	RPI 26-50	W-L RECORDS	RPI 51-100	RPI 101-150	RPI 150+				
8- 13	0- 1	0- 3	OVERALL	0- 2	1- 0	7- 7				
4- 4	0- 0	0- 1	HOME	0- 0	1- 0	3- 3				
4- 7	0- 1	0- 2	AWAY	0- 1	0- 0	4- 3				
0- 2	0- 0	0- 0	NEUTRAL	0- 1	0- 0	0- 1				
2- 7	0- 1	0- 1	NON-CONFERENCE	0- 2	0- 0	2- 3				
0- 1	0- 0	0- 0	HOME	0- 0	0- 0	0- 1				
2- 4	0- 1	0- 1	AWAY	0- 1	0- 0	2- 1				
0- 2	0- 0	0- 0	NEUTRAL	0- 1	0- 0	0- 1				
6- 6	0- 0	0- 2	CONFERENCE	0- 0	1- 0	5- 4				
4- 3	0- 0	0- 1	HOME	0- 0	1- 0	3- 2				
2- 3	0- 0	0- 1	AWAY	0- 0	0- 0	2- 2				
0- 0	0- 0	0- 0	NEUTRAL	0- 0	0- 0	0- 0				

RPI 1-25				RPI 26-50				RPI 51-100				RPI 101+ Team's RPI: 241			
RPI	S	Opponent	Score	RPI	S	Opponent	Score	RPI	S	Opponent	Score	RPI	S	Opponent	Score
15	A	Vanderbilt	53 96	47	A	Ohio St.	38 52	79	N	Idaho	60 83	135	H	Davidson	74 66
				49	A	Chattanooga	41 69	99	A	N.C. A&T	43 62	168	A	Furman	54 73
				49	H	Chattanooga	68 73					168	H	Furman	75 70
												173	N	UC Irvine	77 85
												204	A	Elon	54 66
												243	A	Gardner-Webb	63 69
												268	H	East Tenn. St.	72 81
												275	H	Western Caro.	63 71
												289	A	UNC Wilmington	54 47
												298	H	Samford	61 47
												303	A	UNC Greensboro	75 56
												304	H	Ga. Southern	59 68
												335	A	Radford	83 60
												336	A	Wofford	63 43
												336	H	Wofford	61 54
LAST 12 Division I GAMES:															
				49	A	Chattanooga	41 69	204	A	Elon	54 66				
				168	H	Furman	75 70	49	H	Chattanooga	68 73				
				336	H	Wofford	61 54	298	H	Samford	61 47				
				304	H	Ga. Southern	59 68	336	A	Wofford	63 43				
				135	H	Davidson	74 66	168	A	Furman	54 73				
				303	A	UNC Greensboro	75 56	289	A	UNC Wilmington	54 47				

Non-Div I Games: Lees-McRae 86 57

Appalachian St.

■ Loss,
 ■ Non-Conf, S Site,
 ■ Home
 ■ Away
 N Neutral

Average RPI Win:	279	WON-LOST	WINNING	LAST 10	STRENGTH OF	OPP. STRENGTH	TEAM	ADJ.	CONF.	ADJ CONF.
Average RPI Loss:	141	RECORD	PCT. RANK	GAMES	SCHEDULE	OF SCHEDULE	RPI	RPI	RPI	RPI
DIV. I ONLY	9- 14	232	5- 5	248	207	242	242	17	17	
DIV. I NON-CONF.	4- 5	187	0- 0	258	306	224	224	16	16	
TOTALS	RPI 1-25	RPI 26-50	W-L RECORDS	RPI 51-100	RPI 101-150	RPI 150+				
9- 14	0- 0	0- 1	OVERALL	0- 7	0- 2	9- 4				
5- 5	0- 0	0- 0	HOME	0- 4	0- 1	5- 0				
4- 9	0- 0	0- 1	AWAY	0- 3	0- 1	4- 4				
0- 0	0- 0	0- 0	NEUTRAL	0- 0	0- 0	0- 0				
4- 5	0- 0	0- 1	NON-CONFERENCE	0- 1	0- 2	4- 1				
2- 2	0- 0	0- 0	HOME	0- 1	0- 1	2- 0				
2- 3	0- 0	0- 1	AWAY	0- 0	0- 1	2- 1				
0- 0	0- 0	0- 0	NEUTRAL	0- 0	0- 0	0- 0				
5- 9	0- 0	0- 0	CONFERENCE	0- 6	0- 0	5- 3				
3- 3	0- 0	0- 0	HOME	0- 3	0- 0	3- 0				
2- 6	0- 0	0- 0	AWAY	0- 3	0- 0	2- 3				
0- 0	0- 0	0- 0	NEUTRAL	0- 0	0- 0	0- 0				

RPI 1-25				RPI 26-50				RPI 51-100				RPI 101+				Team's RPI: 242	
RPI	S	Opponent	Score	RPI	S	Opponent	Score	RPI	S	Opponent	Score	RPI	S	Opponent	Score		
				43	A	Michigan St.	54 102	58	H	St. Bonaventure	47 61	122	H	Akron	56 72		
								64	A	Marist	49 57	127	A	Buffalo	59 68		
								64	H	Marist	47 73	220	A	Oakland	62 57		
								66	H	Iona	57 69	230	A	Rider	76 72		
								73	A	Quinnipiac	51 65	240	H	Bryant	61 59		
								73	H	Quinnipiac	55 65	265	A	Niagara	60 69		
								96	A	Fairfield	57 63	265	H	Niagara	62 53		
												267	A	Siena	75 66		
												286	A	Manhattan	56 72		
												301	A	Monmouth	56 64		
												301	H	Monmouth	60 52		
												324	A	Binghamton	66 53		
												325	H	Saint Peter's	48 47		
												332	A	Vermont	51 74		
												339	H	Detroit	77 67		
LAST 12 Division I GAMES:																	
				73	A	Quinnipiac	51 65	301	H	Monmouth	60 52						
				265	H	Niagara	62 53	230	A	Rider	76 72						
				265	A	Niagara	60 69	301	A	Monmouth	56 64						
				267	A	Siena	75 66	325	H	Saint Peter's	48 47						
				96	A	Fairfield	57 63	66	H	Iona	57 69						
				64	H	Marist	47 73	64	A	Marist	49 57						

Non-Div I Games:

Canisius

■ Loss,
 ■ Non-Conf,
 ■ S Site,
 ■ H Home
 ■ A Away
 N Neutral

Average RPI Win:	276	WON-LOST	WINNING	LAST 10	STRENGTH OF	OPP. STRENGTH	TEAM	ADJ.	CONF.	ADJ CONF.
Average RPI Loss:	216	RECORD	PCT. RANK	GAMES	SCHEDULE	OF SCHEDULE	RPI	RPI	RPI	RPI
DIV. I ONLY	12- 10	136	5- 5	329	322	243	243	28	28	
DIV. I NON-CONF.	4- 4	148	0- 0	341	318	302	302	30	30	
TOTALS	RPI 1-25	RPI 26-50	W-L RECORDS	RPI 51-100	RPI 101-150	RPI 150+				
12- 10	0- 0	0- 0	OVERALL	0- 0	1- 4	11- 6				
9- 1	0- 0	0- 0	HOME	0- 0	1- 1	8- 0				
3- 8	0- 0	0- 0	AWAY	0- 0	0- 3	3- 5				
0- 1	0- 0	0- 0	NEUTRAL	0- 0	0- 0	0- 1				
4- 4	0- 0	0- 0	NON-CONFERENCE	0- 0	0- 2	4- 2				
4- 0	0- 0	0- 0	HOME	0- 0	0- 0	4- 0				
0- 3	0- 0	0- 0	AWAY	0- 0	0- 2	0- 1				
0- 1	0- 0	0- 0	NEUTRAL	0- 0	0- 0	0- 1				
8- 6	0- 0	0- 0	CONFERENCE	0- 0	1- 2	7- 4				
5- 1	0- 0	0- 0	HOME	0- 0	1- 1	4- 0				
3- 5	0- 0	0- 0	AWAY	0- 0	0- 1	3- 4				
0- 0	0- 0	0- 0	NEUTRAL	0- 0	0- 0	0- 0				

RPI 1-25			RPI 26-50			RPI 51-100			RPI 101+ Team's RPI: 243		
RPI	S	Opponent	Score	RPI	S	Opponent	Score	RPI	S	Opponent	Score
								102	A	Wright St.	77 90
								116	A	Winthrop	52 57
								116	H	Winthrop	69 56
								135	A	Davidson	74 78
								144	H	High Point	77 81
								161	A	Liberty	40 72
								196	H	Campbell	56 54
								241	H	Appalachian St.	69 63
								251	A	Coastal Caro.	63 85
								271	A	N.C. Central	58 89
								273	A	UNC Asheville	53 47
								273	H	UNC Asheville	76 53
								303	H	UNC Greensboro	71 60
								306	A	Charleston So.	55 51
								309	A	Presbyterian	54 52
								309	H	Presbyterian	59 56
								314	H	Kennesaw St.	84 58
								318	N	Lipscomb	68 86
								327	A	Longwood	57 59
								335	A	Radford	53 55
								335	H	Radford	71 57
								336	H	Wofford	68 57
LAST 12 Division I GAMES:											
335	A	Radford	53 55	196	H	Campbell	56 54				
116	A	Winthrop	52 57	327	A	Longwood	57 59				
273	H	UNC Asheville	76 53	161	A	Liberty	40 72				
309	H	Presbyterian	59 56	116	H	Winthrop	69 56				
306	A	Charleston So.	55 51	335	H	Radford	71 57				
144	H	High Point	77 81	273	A	UNC Asheville	53 47				

Non-Div I Games: Montreat 86 46

Gardner-Webb

■ Loss,
 ■ Non-Conf, S Site,
 ■ Home
 ■ Away
 N Neutral

Average RPI Win:	237	WON-LOST	WINNING	LAST 10	STRENGTH OF	OPP. STRENGTH	TEAM	ADJ.	CONF.	ADJ CONF.
Average RPI Loss:	201	RECORD	PCT. RANK	GAMES	SCHEDULE	OF SCHEDULE	RPI	RPI	RPI	RPI
DIV. I ONLY	8- 12	224	5- 3	277	290	244	244	25	25	
DIV. I NON-CONF.	3- 6	242	0- 0	203	297	234	234	24	24	
TOTALS	RPI 1-25	RPI 26-50	W-L RECORDS	RPI 51-100	RPI 101-150	RPI 150+				
8- 12	0- 1	0- 0	OVERALL	0- 0	1- 0	7- 11				
4- 3	0- 0	0- 0	HOME	0- 0	1- 0	3- 3				
4- 9	0- 1	0- 0	AWAY	0- 0	0- 0	4- 8				
0- 0	0- 0	0- 0	NEUTRAL	0- 0	0- 0	0- 0				
3- 6	0- 1	0- 0	NON-CONFERENCE	0- 0	1- 0	2- 5				
2- 1	0- 0	0- 0	HOME	0- 0	1- 0	1- 1				
1- 5	0- 1	0- 0	AWAY	0- 0	0- 0	1- 4				
0- 0	0- 0	0- 0	NEUTRAL	0- 0	0- 0	0- 0				
5- 6	0- 0	0- 0	CONFERENCE	0- 0	0- 0	5- 6				
2- 2	0- 0	0- 0	HOME	0- 0	0- 0	2- 2				
3- 4	0- 0	0- 0	AWAY	0- 0	0- 0	3- 4				
0- 0	0- 0	0- 0	NEUTRAL	0- 0	0- 0	0- 0				

RPI 1-25				RPI 26-50				RPI 51-100				RPI 101+ Team's RPI: 244			
RPI	S	Opponent	Score	RPI	S	Opponent	Score	RPI	S	Opponent	Score	RPI	S	Opponent	Score
16	A	Baylor	57 100									128	H	Southern Utah	88 77
												152	A	Bakersfield	61 81
												154	A	UC Davis	58 63
												180	A	Nicholls St.	66 61
												193	A	Texas Southern	70 82
												198	A	Lamar	76 66
												202	H	Northwestern St.	67 56
												211	A	McNeese St.	62 66
												212	H	Stephen F. Austin	60 71
												216	A	Central Ark.	54 67
												223	A	Sam Houston St.	63 62
												223	A	Sam Houston St.	68 85
												234	H	Tex.-Pan American	74 76
												257	A	Oral Roberts	73 85
												259	H	Southeastern La.	84 85
												280	A	Jackson St.	50 74
												294	A	South Ala.	54 51
												330	H	Texas-Arlington	72 60
												343	H	New Orleans	66 54
LAST 12 Division I GAMES:															
223	A	Sam Houston St.	63 62	202	H	Northwestern St.	67 56								
198	A	Lamar	76 66	212	H	Stephen F. Austin	60 71								
259	H	Southeastern La.	84 85	216	A	Central Ark.	54 67								
343	H	New Orleans	66 54	257	A	Oral Roberts	73 85								
211	A	McNeese St.	62 66	154	A	UC Davis	58 63								
180	A	Nicholls St.	66 61	152	A	Bakersfield	61 81								

Non-Div I Games: Incarnate Word 70 65 Huston-Tillotson 99 48 Abilene Christian 70 82

Houston Baptist

Loss, Non-Conf, S Site, H Home A Away N Neutral

Average RPI Win:	220	WON-LOST	WINNING	LAST 10	STRENGTH OF	OPP. STRENGTH	TEAM	ADJ.	CONF.	ADJ CONF.
Average RPI Loss:	156	RECORD	PCT. RANK	GAMES	SCHEDULE	OF SCHEDULE	RPI	RPI	RPI	RPI
DIV. I ONLY	7- 15	267	3- 7	164	220	245	245	13	13	
DIV. I NON-CONF.	4- 7	229	1- 0	119	256	194	194	13	13	
TOTALS	RPI 1-25	RPI 26-50	W-L RECORDS	RPI 51-100	RPI 101-150	RPI 150+				
7- 15	0- 0	0- 2	OVERALL	0- 1	1- 3	6- 9				
4- 6	0- 0	0- 1	HOME	0- 1	1- 0	3- 4				
3- 9	0- 0	0- 1	AWAY	0- 0	0- 3	3- 5				
0- 0	0- 0	0- 0	NEUTRAL	0- 0	0- 0	0- 0				
4- 7	0- 0	0- 1	NON-CONFERENCE	0- 1	0- 2	4- 3				
2- 3	0- 0	0- 1	HOME	0- 1	0- 0	2- 1				
2- 4	0- 0	0- 0	AWAY	0- 0	0- 2	2- 2				
0- 0	0- 0	0- 0	NEUTRAL	0- 0	0- 0	0- 0				
3- 8	0- 0	0- 1	CONFERENCE	0- 0	1- 1	2- 6				
2- 3	0- 0	0- 0	HOME	0- 0	1- 0	1- 3				
1- 5	0- 0	0- 1	AWAY	0- 0	0- 1	1- 3				
0- 0	0- 0	0- 0	NEUTRAL	0- 0	0- 0	0- 0				

RPI S	Opponent	Score	RPI S	Opponent	Score	RPI S	Opponent	Score	RPI S	Opponent	Score	Team's RPI: 245
29	H Florida St.	62 71	78	H Duquesne	58 78	102	A Wright St.	63 90				
37	A Bowling Green	45 91				122	H Akron	79 76				
						126	A Ill.-Chicago	66 76				
						127	A Buffalo	56 58				
						157	A Long Beach St.	61 76				
						160	H Cleveland St.	91 80				
						181	A San Diego St.	64 75				
						182	A Eastern Mich.	71 65				
						187	A Northern Ky.	76 66				
						190	A Ohio	79 97				
						194	A Toledo	52 68				
						194	H Toledo	65 73				
						222	A Western Mich.	75 86				
						222	H Western Mich.	78 88				
						224	A Youngstown St.	70 67				
						238	H Northern Ill.	66 69				
						247	H Eastern Ky.	55 59				
						317	H Kent St.	72 62				
						346	H Chicago St.	55 39				
LAST 12 Division I GAMES:												
37	A Bowling Green	45 91	238	H Northern Ill.	66 69							
194	H Toledo	65 73	122	H Akron	79 76							
182	A Eastern Mich.	71 65	194	A Toledo	52 68							
127	A Buffalo	56 58	190	A Ohio	79 97							
317	H Kent St.	72 62	222	H Western Mich.	78 88							
222	A Western Mich.	75 86	160	H Cleveland St.	91 80							

Non-Div I Games:

Miami (OH)

■ Loss,
■ Non-Conf,
■ S Site,
■ H Home
■ A Away
N Neutral

Average RPI Win:	305	WON-LOST	WINNING	LAST 10	STRENGTH OF	OPP. STRENGTH	TEAM	ADJ.	CONF.	ADJ CONF.
Average RPI Loss:	149	RECORD	PCT. RANK	GAMES	SCHEDULE	OF SCHEDULE	RPI	RPI	RPI	RPI
DIV. I ONLY	13- 11	142	7- 3	325	306	246	246	31	31	
DIV. I NON-CONF.	6- 7	165	0- 2	256	221	216	216	31	31	
TOTALS	RPI 1-25	RPI 26-50	W-L RECORDS	RPI 51-100	RPI 101-150	RPI 150+				
13- 11	0- 1	0- 0	OVERALL	0- 3	0- 1	13- 6				
7- 5	0- 0	0- 0	HOME	0- 1	0- 0	7- 4				
6- 5	0- 1	0- 0	AWAY	0- 1	0- 1	6- 2				
0- 1	0- 0	0- 0	NEUTRAL	0- 1	0- 0	0- 0				
6- 7	0- 1	0- 0	NON-CONFERENCE	0- 3	0- 0	6- 3				
4- 2	0- 0	0- 0	HOME	0- 1	0- 0	4- 1				
2- 4	0- 1	0- 0	AWAY	0- 1	0- 0	2- 2				
0- 1	0- 0	0- 0	NEUTRAL	0- 1	0- 0	0- 0				
7- 4	0- 0	0- 0	CONFERENCE	0- 0	0- 1	7- 3				
3- 3	0- 0	0- 0	HOME	0- 0	0- 0	3- 3				
4- 1	0- 0	0- 0	AWAY	0- 0	0- 1	4- 0				
0- 0	0- 0	0- 0	NEUTRAL	0- 0	0- 0	0- 0				

RPI 1-25				RPI 26-50				RPI 51-100				RPI 101+ Team's RPI: 246			
RPI	S	Opponent	Score	RPI	S	Opponent	Score	RPI	S	Opponent	Score	RPI	S	Opponent	Score
17	A	Syracuse	42 97					96	N	Fairfield	59 80	118	A	Albany (NY)	56 84
								97	A	Green Bay	49 72	176	H	Stony Brook	49 65
								97	H	Green Bay	49 66	185	A	Northeastern	55 81
												197	H	Towson	72 58
												200	A	Sacred Heart	75 76
												203	H	Hartford	56 66
												217	H	Yale	85 86
												232	H	New Hampshire	73 74
												240	H	Bryant	75 65
												283	H	Massachusetts	86 56
												295	A	Brown	60 59
												302	H	North Dakota St.	64 59
												323	A	LIU Brooklyn	66 50
												324	A	Binghamton	64 51
												324	H	Binghamton	65 53
												326	A	UMass Lowell	75 66
												332	A	Vermont	69 52
												332	H	Vermont	92 62
												344	A	UMBC	61 48
												344	H	UMBC	68 39
LAST 12 Division I GAMES:															
324	H	Binghamton	65 53	118	A	Albany (NY)	56 84								
332	A	Vermont	69 52	332	H	Vermont	92 62								
344	A	UMBC	61 48	324	A	Binghamton	64 51								
232	H	New Hampshire	73 74	344	H	UMBC	68 39								
176	H	Stony Brook	49 65	217	H	Yale	85 86								
326	A	UMass Lowell	75 66	97	A	Green Bay	49 72								

Non-Div I Games:

Maine

■ Loss,
 ■ Non-Conf,
 ■ S Site,
 ■ H Home
 ■ A Away
 N Neutral

Average RPI Win:	280	WON-LOST	WINNING	LAST 10	STRENGTH OF	OPP. STRENGTH	TEAM	ADJ.	CONF.	ADJ CONF.
Average RPI Loss:	242	RECORD	PCT. RANK	GAMES	SCHEDULE	OF SCHEDULE	RPI	RPI	RPI	RPI
DIV. I ONLY	12- 8	108	7- 3	344	338	247	247	30	30	
DIV. I NON-CONF.	5- 5	148	2- 0	347	298	297	297	29	29	
TOTALS	RPI 1-25	RPI 26-50	W-L RECORDS	RPI 51-100	RPI 101-150	RPI 150+				
12- 8	0- 0	0- 0	OVERALL	0- 1	1- 0	11- 7				
6- 2	0- 0	0- 0	HOME	0- 1	1- 0	5- 1				
6- 4	0- 0	0- 0	AWAY	0- 0	0- 0	6- 4				
0- 2	0- 0	0- 0	NEUTRAL	0- 0	0- 0	0- 2				
5- 5	0- 0	0- 0	NON-CONFERENCE	0- 0	1- 0	4- 5				
2- 1	0- 0	0- 0	HOME	0- 0	1- 0	1- 1				
3- 2	0- 0	0- 0	AWAY	0- 0	0- 0	3- 2				
0- 2	0- 0	0- 0	NEUTRAL	0- 0	0- 0	0- 2				
7- 3	0- 0	0- 0	CONFERENCE	0- 1	0- 0	7- 2				
4- 1	0- 0	0- 0	HOME	0- 1	0- 0	4- 0				
3- 2	0- 0	0- 0	AWAY	0- 0	0- 0	3- 2				
0- 0	0- 0	0- 0	NEUTRAL	0- 0	0- 0	0- 0				

RPI 1-25			RPI 26-50			RPI 51-100			RPI 101+			Team's RPI: 247
RPI	S	Opponent	Score	RPI	S	Opponent	Score	RPI	S	Opponent	Score	
						95	H UT Martin	65	87	143	H Missouri St.	65 61
										184	N Florida A&M	58 64
										190	H Ohio	52 60
										213	A Belmont	75 59
										245	A Miami (OH)	59 55
										273	A UNC Asheville	63 71
										276	N Mississippi Val.	58 68
										284	A Morehead St.	79 58
										284	H Morehead St.	69 66
										293	A Tennessee St.	63 78
										295	A Marshall	64 55
										297	H Jacksonville St.	68 61
										305	A SIU Edwardsville	59 54
										308	A Eastern Ill.	71 75
										312	H Southeast Mo. St.	75 56
										313	H Murray St.	86 72
										317	A Kent St.	74 75
										327	A Longwood	60 47
										347	H Alabama A&M	89 69
LAST 12 Division I GAMES:												
						284	H Morehead St.	69 66		284	A Morehead St.	79 58
						95	H UT Martin	65 87		308	A Eastern Ill.	71 75
						312	H Southeast Mo. St.	75 56		305	A SIU Edwardsville	59 54
						293	A Tennessee St.	63 78		313	H Murray St.	86 72
						213	A Belmont	75 59		327	A Longwood	60 47
						297	H Jacksonville St.	68 61		143	H Missouri St.	65 61

Non-Div I Games: Davis & Elkins 94 66

Eastern Ky.

Santa Clara

Through Games Of Feb. 9, 2014

Average RPI Win:	212	WON-LOST	WINNING	LAST 10	STRENGTH OF	OPP. STRENGTH	TEAM	ADJ.	CONF.	ADJ CONF.
Average RPI Loss:	132	RECORD	PCT. RANK	GAMES	SCHEDULE	OF SCHEDULE	RPI	RPI	RPI	RPI
DIV. I ONLY	6- 17	293	1- 9	114	168	248	248	8	8	
DIV. I NON-CONF.	3- 7	260	0- 0	327	334	323	323	8	8	
TOTALS	RPI 1-25	RPI 26-50	W-L RECORDS	RPI 51-100	RPI 101-150	RPI 150+				
6- 17	0- 0	0- 5	OVERALL	0- 4	2- 1	4- 7				
3- 9	0- 0	0- 3	HOME	0- 2	2- 0	1- 4				
3- 7	0- 0	0- 2	AWAY	0- 1	0- 1	3- 3				
0- 1	0- 0	0- 0	NEUTRAL	0- 1	0- 0	0- 0				
3- 7	0- 0	0- 0	NON-CONFERENCE	0- 1	0- 0	3- 6				
1- 4	0- 0	0- 0	HOME	0- 0	0- 0	1- 4				
2- 2	0- 0	0- 0	AWAY	0- 0	0- 0	2- 2				
0- 1	0- 0	0- 0	NEUTRAL	0- 1	0- 0	0- 0				
3- 10	0- 0	0- 5	CONFERENCE	0- 3	2- 1	1- 1				
2- 5	0- 0	0- 3	HOME	0- 2	2- 0	0- 0				
1- 5	0- 0	0- 2	AWAY	0- 1	0- 1	1- 1				
0- 0	0- 0	0- 0	NEUTRAL	0- 0	0- 0	0- 0				

RPI 1-25			RPI 26-50			RPI 51-100			RPI 101+			Team's RPI: 248			
RPI	S	Opponent	Score	RPI	S	Opponent	Score	RPI	S	Opponent	Score	RPI	S	Opponent	Score
				26	A	Gonzaga	37 89	54	A	BYU	44 61	132	A	Portland	55 75
				26	H	Gonzaga	61 67	54	H	BYU	80 87	132	H	Portland	69 62
				30	H	St. Mary's (CA)	70 80	87	H	Pacific	68 88	145	H	San Francisco	81 72
				38	A	San Diego	55 79	93	N	Hampton	48 70	154	H	UC Davis	70 75
				38	H	San Diego	44 72					164	A	Fresno St.	49 69
												189	A	Cal St. Northridge	66 61
												225	A	UNLV	70 77
												229	A	Loyola Marymount	69 65
												237	H	Georgia St.	87 68
												253	A	Pepperdine	93 100
												269	H	San Jose St.	93 97
												299	H	UC Riverside	80 90
												307	H	UC Santa Barbara	62 67
												342	A	Utah Valley	64 61
LAST 12 Division I GAMES:															
				38	H	San Diego	44 72	26	H	Gonzaga	61 67				
				54	H	BYU	80 87	132	H	Portland	69 62				
				132	A	Portland	55 75	87	H	Pacific	68 88				
				26	A	Gonzaga	37 89	30	H	St. Mary's (CA)	70 80				
				54	A	BYU	44 61	229	A	Loyola Marymount	69 65				
				38	A	San Diego	55 79	253	A	Pepperdine	93 100				

Non-Div I Games: San Fran. St. 67 57

Santa Clara

Loss, Non-Conf, S Site, H Home A Away N Neutral

Average RPI Win:	257	WON-LOST	WINNING	LAST 10	STRENGTH OF	OPP. STRENGTH	TEAM	ADJ.	CONF.	ADJ CONF.
Average RPI Loss:	147	RECORD	PCT. RANK	GAMES	SCHEDULE	OF SCHEDULE	RPI	RPI	RPI	RPI
DIV. I ONLY	8- 13	240	3- 7	159	208	249	249	19	19	
DIV. I NON-CONF.	5- 6	173	1- 1	287	95	258	258	23	23	
TOTALS	RPI 1-25	RPI 26-50	W-L RECORDS	RPI 51-100	RPI 101-150	RPI 150+				
8- 13	0- 2	0- 0	OVERALL	0- 2	1- 3	7- 6				
6- 6	0- 1	0- 0	HOME	0- 1	1- 1	5- 3				
0- 7	0- 1	0- 0	AWAY	0- 1	0- 2	0- 3				
2- 0	0- 0	0- 0	NEUTRAL	0- 0	0- 0	2- 0				
5- 6	0- 2	0- 0	NON-CONFERENCE	0- 2	0- 0	5- 2				
4- 3	0- 1	0- 0	HOME	0- 1	0- 0	4- 1				
0- 3	0- 1	0- 0	AWAY	0- 1	0- 0	0- 1				
1- 0	0- 0	0- 0	NEUTRAL	0- 0	0- 0	1- 0				
3- 7	0- 0	0- 0	CONFERENCE	0- 0	1- 3	2- 4				
2- 3	0- 0	0- 0	HOME	0- 0	1- 1	1- 2				
0- 4	0- 0	0- 0	AWAY	0- 0	0- 2	0- 2				
1- 0	0- 0	0- 0	NEUTRAL	0- 0	0- 0	1- 0				

RPI 1-25				RPI 26-50				RPI 51-100				RPI 101+ Team's RPI: 249			
RPI	S	Opponent	Score	RPI	S	Opponent	Score	RPI	S	Opponent	Score	RPI	S	Opponent	Score
2	A	Stanford	41 75					84	H	Colorado	53 85	119	A	Colorado St.	50 62
20	H	Texas	52 67					91	A	Miami (FL)	50 67	119	H	Colorado St.	57 62
												136	A	Wyoming	75 79
												136	H	Wyoming	75 65
												164	H	Fresno St.	73 75
												188	H	Utah St.	69 75
												206	A	Boise St.	60 74
												225	A	UNLV	56 78
												229	H	Loyola Marymount	69 65
												231	A	Texas Tech	56 64
												269	H	San Jose St.	80 68
												269	N	San Jose St.	76 73
												275	N	Western Caro.	56 37
												281	H	Milwaukee	72 58
												282	H	New Mexico St.	65 55
												312	H	Southeast Mo. St.	73 55
												324	H	Binghamton	53 58
LAST 12 Division I GAMES:															
136	A	Wyoming	75 79	225	A	UNLV	56 78								
269	N	San Jose St.	76 73	269	H	San Jose St.	80 68								
188	H	Utah St.	69 75	136	H	Wyoming	75 65								
119	H	Colorado St.	57 62	119	A	Colorado St.	50 62								
206	A	Boise St.	60 74	91	A	Miami (FL)	50 67								
164	H	Fresno St.	73 75	275	N	Western Caro.	56 37								

Non-Div I Games:

New Mexico

■ Loss,
■ Non-Conf,
■ S Site,
■ H Home
■ A Away
N Neutral

Average RPI Win:	254	WON-LOST	WINNING	LAST 10	STRENGTH OF	OPP. STRENGTH	TEAM	ADJ.	CONF.	ADJ CONF.
Average RPI Loss:	197	RECORD	PCT. RANK	GAMES	SCHEDULE	OF SCHEDULE	RPI	RPI	RPI	RPI
DIV. I ONLY	9- 11	204	2- 6	297	293	250	250	25	25	
DIV. I NON-CONF.	6- 4	114	0- 0	251	302	182	182	24	24	
TOTALS	RPI 1-25	RPI 26-50	W-L RECORDS	RPI 51-100	RPI 101-150	RPI 150+				
9- 11	0- 0	0- 0	OVERALL	0- 1	0- 1	9- 9				
4- 5	0- 0	0- 0	HOME	0- 1	0- 1	4- 3				
5- 6	0- 0	0- 0	AWAY	0- 0	0- 0	5- 6				
0- 0	0- 0	0- 0	NEUTRAL	0- 0	0- 0	0- 0				
6- 4	0- 0	0- 0	NON-CONFERENCE	0- 1	0- 1	6- 2				
2- 3	0- 0	0- 0	HOME	0- 1	0- 1	2- 1				
4- 1	0- 0	0- 0	AWAY	0- 0	0- 0	4- 1				
0- 0	0- 0	0- 0	NEUTRAL	0- 0	0- 0	0- 0				
3- 7	0- 0	0- 0	CONFERENCE	0- 0	0- 0	3- 7				
2- 2	0- 0	0- 0	HOME	0- 0	0- 0	2- 2				
1- 5	0- 0	0- 0	AWAY	0- 0	0- 0	1- 5				
0- 0	0- 0	0- 0	NEUTRAL	0- 0	0- 0	0- 0				

RPI 1-25				RPI 26-50				RPI 51-100				RPI 101+				Team's RPI: 250	
RPI	S	Opponent	Score	RPI	S	Opponent	Score	RPI	S	Opponent	Score	RPI	S	Opponent	Score		
								96	H	Fairfield	55 58	128	H	Southern Utah	67 74		
												171	H	UTSA	50 55		
												180	A	Nicholls St.	60 67		
												193	A	Texas Southern	71 69		
												198	A	Lamar	72 87		
												202	H	Northwestern St.	59 65		
												211	A	McNeese St.	51 79		
												212	H	Stephen F. Austin	51 58		
												213	A	Belmont	72 62		
												216	A	Central Ark.	62 66		
												223	A	Sam Houston St.	76 79		
												228	A	Texas St.	68 60		
												234	H	Tex.-Pan American	68 54		
												257	A	Oral Roberts	58 53		
												259	H	Southeastern La.	83 54		
												262	H	Western Ill.	66 60		
												293	A	Tennessee St.	76 74		
												330	A	Texas-Arlington	64 75		
												343	H	New Orleans	97 44		
LAST 12 Division I GAMES:																	
				198	A	Lamar	72 87					212	H	Stephen F. Austin	51 58		
				223	A	Sam Houston St.	76 79					202	H	Northwestern St.	59 65		
				343	H	New Orleans	97 44					257	A	Oral Roberts	58 53		
				259	H	Southeastern La.	83 54					216	A	Central Ark.	62 66		
				180	A	Nicholls St.	60 67					330	A	Texas-Arlington	64 75		
				211	A	McNeese St.	51 79					193	A	Texas Southern	71 69		

Non-Div I Games: Huston-Tillotson 84 64 Incarnate Word 60 56 Abilene Christian 74 71

A&M-Corpus Christi

Loss, Non-Conf, S Site, H Home A Away N Neutral

Coastal Caro.

Through Games Of Feb. 9, 2014

Average RPI Win:	278	WON-LOST	WINNING	LAST 10	STRENGTH OF	OPP. STRENGTH	TEAM	ADJ.	CONF.	ADJ CONF.
Average RPI Loss:	178	RECORD	PCT. RANK	GAMES	SCHEDULE	OF SCHEDULE	RPI	RPI	RPI	RPI
DIV. I ONLY	8- 13	240	3- 7	226	332	251	251	28	28	
DIV. I NON-CONF.	1- 5	306	0- 0	149	289	267	267	30	30	
TOTALS	RPI 1-25	RPI 26-50	W-L RECORDS	RPI 51-100	RPI 101-150	RPI 150+				
8- 13	0- 0	0- 1	OVERALL	0- 0	1- 4	7- 8				
4- 4	0- 0	0- 0	HOME	0- 0	1- 1	3- 3				
4- 7	0- 0	0- 1	AWAY	0- 0	0- 2	4- 4				
0- 2	0- 0	0- 0	NEUTRAL	0- 0	0- 1	0- 1				
1- 5	0- 0	0- 1	NON-CONFERENCE	0- 0	0- 1	1- 3				
0- 1	0- 0	0- 0	HOME	0- 0	0- 0	0- 1				
1- 2	0- 0	0- 1	AWAY	0- 0	0- 0	1- 1				
0- 2	0- 0	0- 0	NEUTRAL	0- 0	0- 1	0- 1				
7- 8	0- 0	0- 0	CONFERENCE	0- 0	1- 3	6- 5				
4- 3	0- 0	0- 0	HOME	0- 0	1- 1	3- 2				
3- 5	0- 0	0- 0	AWAY	0- 0	0- 2	3- 3				
0- 0	0- 0	0- 0	NEUTRAL	0- 0	0- 0	0- 0				

RPI 1-25			RPI 26-50			RPI 51-100			RPI 101+			Team's RPI: 251
RPI	S	Opponent	Score	RPI	S	Opponent	Score	RPI	S	Opponent	Score	
				33	A	North Carolina	52 106					
								116	A	Winthrop	61 90	
								116	H	Winthrop	53 77	
								144	A	High Point	73 81	
								144	H	High Point	83 75	
								149	N	Col. of Charleston	62 80	
								161	A	Liberty	46 64	
								161	H	Liberty	62 71	
								168	H	Furman	72 79	
								195	N	Drake	74 90	
								196	A	Campbell	68 75	
								235	A	Seattle	53 84	
								243	H	Gardner-Webb	85 63	
								271	A	N.C. Central	66 55	
								273	H	UNC Asheville	75 65	
								306	A	Charleston So.	77 63	
								309	A	Presbyterian	68 71	
								327	A	Longwood	83 53	
								327	H	Longwood	64 55	
								335	A	Radford	67 66	
								335	H	Radford	62 63	
LAST 12 Division I GAMES:												
144	A	High Point	73 81	306	A	Charleston So.	77 63					
161	A	Liberty	46 64	309	A	Presbyterian	68 71					
327	H	Longwood	64 55	116	H	Winthrop	53 77					
335	H	Radford	62 63	196	A	Campbell	68 75					
116	A	Winthrop	61 90	161	H	Liberty	62 71					
273	H	UNC Asheville	75 65	144	H	High Point	83 75					

Non-Div I Games: Brevard 85 42 Virginia Intermont 97 66 Montreat 99 71

Coastal Caro.

Loss, Non-Conf, S Site, H Home A Away N Neutral

Average RPI Win:	294	WON-LOST	WINNING	LAST 10	STRENGTH OF	OPP. STRENGTH	TEAM	ADJ.	CONF.	ADJ CONF.
Average RPI Loss:	145	RECORD	PCT. RANK	GAMES	SCHEDULE	OF SCHEDULE	RPI	RPI	RPI	RPI
DIV. I ONLY	9- 13	221	5- 5	280	230	252	252	24	24	
DIV. I NON-CONF.	4- 9	255	1- 2	259	249	266	266	25	25	
TOTALS	RPI 1-25	RPI 26-50	W-L RECORDS	RPI 51-100	RPI 101-150	RPI 150+				
9- 13	0- 0	0- 1	OVERALL	0- 3	0- 3	9- 6				
5- 3	0- 0	0- 0	HOME	0- 1	0- 0	5- 2				
3- 8	0- 0	0- 1	AWAY	0- 2	0- 1	3- 4				
1- 2	0- 0	0- 0	NEUTRAL	0- 0	0- 2	1- 0				
4- 9	0- 0	0- 1	NON-CONFERENCE	0- 1	0- 3	4- 4				
2- 1	0- 0	0- 0	HOME	0- 0	0- 0	2- 1				
1- 6	0- 0	0- 1	AWAY	0- 1	0- 1	1- 3				
1- 2	0- 0	0- 0	NEUTRAL	0- 0	0- 2	1- 0				
5- 4	0- 0	0- 0	CONFERENCE	0- 2	0- 0	5- 2				
3- 2	0- 0	0- 0	HOME	0- 1	0- 0	3- 1				
2- 2	0- 0	0- 0	AWAY	0- 1	0- 0	2- 1				
0- 0	0- 0	0- 0	NEUTRAL	0- 0	0- 0	0- 0				

RPI S	Opponent	Score	RPI S	Opponent	Score	RPI S	Opponent	Score	RPI S	Opponent	Score	Team's RPI: 252
45	A Rutgers	38 69	65	A Temple	58 83	111	A Virginia Tech	32 84				
			93	A Hampton	64 76	125	N Delaware	44 69				
			99	H N.C. A&T	48 69	149	N Col. of Charleston	68 79				
						163	H Savannah St.	49 65				
						177	A UCF	45 65				
						183	A Saint Francis (PA)	85 86				
						184	A Florida A&M	42 87				
						227	H Cornell	58 70				
						232	A New Hampshire	45 40				
						260	A Loyola Maryland	62 72				
						266	A Bethune-Cookman	47 45				
						271	H N.C. Central	66 61				
						280	H Jackson St.	83 63				
						288	H Delaware St.	70 64				
						315	A Morgan St.	71 66				
						329	H UMES	77 75				
						331	H NJIT	80 73				
						336	N Wofford	63 55				
LAST 12 Division I GAMES:												
93	A Hampton	64 76	163	H Savannah St.	49 65							
99	H N.C. A&T	48 69	227	H Cornell	58 70							
271	H N.C. Central	66 61	315	A Morgan St.	71 66							
266	A Bethune-Cookman	47 45	288	H Delaware St.	70 64							
184	A Florida A&M	42 87	336	N Wofford	63 55							
329	H UMES	77 75	149	N Col. of Charleston	68 79							

Non-Div I Games:

Howard

Pepperdine

Through Games Of Feb. 9, 2014

Average RPI Win:	251	WON-LOST	WINNING	LAST 10	STRENGTH OF	OPP. STRENGTH	TEAM	ADJ.	CONF.	ADJ CONF.
Average RPI Loss:	111	RECORD	PCT. RANK	GAMES	SCHEDULE	OF SCHEDULE	RPI	RPI	RPI	RPI
DIV. I ONLY	5- 18	310	1- 9	121	121	253	253	8	8	
DIV. I NON-CONF.	4- 7	229	0- 0	211	219	215	215	8	8	
TOTALS	RPI 1-25	RPI 26-50	W-L RECORDS	RPI 51-100	RPI 101-150	RPI 150+				
5- 18	0- 0	0- 5	OVERALL	0- 5	0- 4	5- 4				
3- 6	0- 0	0- 1	HOME	0- 1	0- 2	3- 2				
2- 12	0- 0	0- 4	AWAY	0- 4	0- 2	2- 2				
0- 0	0- 0	0- 0	NEUTRAL	0- 0	0- 0	0- 0				
4- 7	0- 0	0- 1	NON-CONFERENCE	0- 3	0- 1	4- 2				
2- 2	0- 0	0- 0	HOME	0- 1	0- 0	2- 1				
2- 5	0- 0	0- 1	AWAY	0- 2	0- 1	2- 1				
0- 0	0- 0	0- 0	NEUTRAL	0- 0	0- 0	0- 0				
1- 11	0- 0	0- 4	CONFERENCE	0- 2	0- 3	1- 2				
1- 4	0- 0	0- 1	HOME	0- 0	0- 2	1- 1				
0- 7	0- 0	0- 3	AWAY	0- 2	0- 1	0- 1				
0- 0	0- 0	0- 0	NEUTRAL	0- 0	0- 0	0- 0				

RPI S	Opponent	Score	RPI S	Opponent	Score	RPI S	Opponent	Score	RPI S	Opponent	Score	Team's RPI: 253
26	A Gonzaga	51 86	54	A BYU	50 65	132	A Portland	59 78				
26	H Gonzaga	39 69	72	A Oregon	80 83	132	H Portland	43 53				
30	A St. Mary's (CA)	48 71	76	A UCLA	78 82	136	A Wyoming	64 84				
38	A San Diego	43 71	82	H Cal Poly	77 80	145	H San Francisco	61 77				
46	A South Dakota St.	55 88	87	A Pacific	64 75	157	A Long Beach St.	61 74				
						173	H UC Irvine	76 59				
						229	A Loyola Marymount	74 90				
						229	H Loyola Marymount	64 76				
						235	A Seattle	84 73				
						248	H Santa Clara	100 93				
						299	A UC Riverside	81 68				
						300	H Northern Ariz.	74 51				
						307	H UC Santa Barbara	69 77				
LAST 12 Division I GAMES:												
132	A Portland	59 78	30	A St. Mary's (CA)	48 71							
26	A Gonzaga	51 86	229	H Loyola Marymount	64 76							
229	A Loyola Marymount	74 90	145	H San Francisco	61 77							
26	H Gonzaga	39 69	248	H Santa Clara	100 93							
132	H Portland	43 53	54	A BYU	50 65							
87	A Pacific	64 75	38	A San Diego	43 71							

Non-Div I Games:

Pepperdine

Loss, Non-Conf, S Site, H Home A Away N Neutral

Average RPI Win:	292	WON-LOST	WINNING	LAST 10	STRENGTH OF	OPP. STRENGTH	TEAM	ADJ.	CONF.	ADJ CONF.
Average RPI Loss:	179	RECORD	PCT. RANK	GAMES	SCHEDULE	OF SCHEDULE	RPI	RPI	RPI	RPI
DIV. I ONLY	8- 15	259	6- 4	200	326	254	254	30	30	
DIV. I NON-CONF.	2- 10	306	0- 1	56	265	235	235	29	29	
TOTALS	RPI 1-25	RPI 26-50	W-L RECORDS	RPI 51-100	RPI 101-150	RPI 150+				
8- 15	0- 1	0- 2	OVERALL	0- 2	0- 3	8- 7				
3- 7	0- 0	0- 2	HOME	0- 1	0- 1	3- 3				
5- 7	0- 1	0- 0	AWAY	0- 1	0- 2	5- 3				
0- 1	0- 0	0- 0	NEUTRAL	0- 0	0- 0	0- 1				
2- 10	0- 1	0- 2	NON-CONFERENCE	0- 1	0- 3	2- 3				
1- 4	0- 0	0- 2	HOME	0- 0	0- 1	1- 1				
1- 5	0- 1	0- 0	AWAY	0- 1	0- 2	1- 1				
0- 1	0- 0	0- 0	NEUTRAL	0- 0	0- 0	0- 1				
6- 5	0- 0	0- 0	CONFERENCE	0- 1	0- 0	6- 4				
2- 3	0- 0	0- 0	HOME	0- 1	0- 0	2- 2				
4- 2	0- 0	0- 0	AWAY	0- 0	0- 0	4- 2				
0- 0	0- 0	0- 0	NEUTRAL	0- 0	0- 0	0- 0				

RPI 1-25				RPI 26-50				RPI 51-100				RPI 101+ Team's RPI: 254			
RPI	S	Opponent	Score	RPI	S	Opponent	Score	RPI	S	Opponent	Score	RPI	S	Opponent	Score
7	A	Louisville	53 108	28	H	Middle Tenn.	43 69	71	A	Wichita St.	64 86	114	H	Arkansas St.	69 79
				49	H	Chattanooga	70 81	95	H	UT Martin	81 95	140	A	Ole Miss	69 99
												142	A	Western Ky.	75 78
												214	A	Xavier	59 72
												216	H	Central Ark.	81 60
												263	H	Tennessee Tech	79 70
												274	H	Evansville	50 65
												284	A	Morehead St.	83 75
												293	A	Tennessee St.	61 96
												297	H	Jacksonville St.	65 69
												305	A	SIU Edwardsville	77 67
												308	A	Eastern Ill.	64 56
												312	A	Southeast Mo. St.	87 74
												312	H	Southeast Mo. St.	64 75
												313	A	Murray St.	68 76
												313	H	Murray St.	86 71
												334	A	Southern Ill.	71 69
												338	N	Neb. Omaha	54 70
LAST 12 Division I GAMES:															
293	A	Tennessee St.	61 96	308	A	Eastern Ill.	64 56								
312	A	Southeast Mo. St.	87 74	284	A	Morehead St.	83 75								
313	H	Murray St.	86 71	313	A	Murray St.	68 76								
297	H	Jacksonville St.	65 69	95	H	UT Martin	81 95								
263	H	Tennessee Tech	79 70	312	H	Southeast Mo. St.	64 75								
305	A	SIU Edwardsville	77 67	140	A	Ole Miss	69 99								

Non-Div I Games: Trevecca Nazarene 98 77

Austin Peay

■ Loss,
 ■ Non-Conf,
 ■ S Site,
 ■ H Home
 ■ A Away
 N Neutral

Average RPI Win:	274	WON-LOST	WINNING	LAST 10	STRENGTH OF	OPP. STRENGTH	TEAM	ADJ.	CONF.	ADJ CONF.
Average RPI Loss:	125	RECORD	PCT. RANK	GAMES	SCHEDULE	OF SCHEDULE	RPI	RPI	RPI	RPI
DIV. I ONLY	8- 13	240	5- 5	198	214	255	255	16	16	
DIV. I NON-CONF.	4- 9	255	3- 1	120	238	239	239	14	14	
TOTALS	RPI 1-25	RPI 26-50	W-L RECORDS	RPI 51-100	RPI 101-150	RPI 150+				
8- 13	0- 1	0- 2	OVERALL	0- 2	0- 1	8- 7				
5- 7	0- 1	0- 1	HOME	0- 0	0- 0	5- 5				
3- 4	0- 0	0- 1	AWAY	0- 1	0- 1	3- 1				
0- 2	0- 0	0- 0	NEUTRAL	0- 1	0- 0	0- 1				
4- 9	0- 1	0- 2	NON-CONFERENCE	0- 1	0- 1	4- 4				
3- 4	0- 1	0- 1	HOME	0- 0	0- 0	3- 2				
1- 3	0- 0	0- 1	AWAY	0- 0	0- 1	1- 1				
0- 2	0- 0	0- 0	NEUTRAL	0- 1	0- 0	0- 1				
4- 4	0- 0	0- 0	CONFERENCE	0- 1	0- 0	4- 3				
2- 3	0- 0	0- 0	HOME	0- 0	0- 0	2- 3				
2- 1	0- 0	0- 0	AWAY	0- 1	0- 0	2- 0				
0- 0	0- 0	0- 0	NEUTRAL	0- 0	0- 0	0- 0				

RPI 1-25				RPI 26-50				RPI 51-100				RPI 101+ Team's RPI: 255			
RPI	S	Opponent	Score	RPI	S	Opponent	Score	RPI	S	Opponent	Score	RPI	S	Opponent	Score
22	H	Arizona St.	55 81	38	H	San Diego	42 65	82	A	Cal Poly	65 69	118	A	Albany (NY)	49 71
				48	A	Iowa St.	52 79	83	N	Alabama	54 69	154	H	UC Davis	67 69
												157	H	Long Beach St.	64 83
												164	H	Fresno St.	57 68
												173	H	UC Irvine	75 58
												174	H	South Dakota	57 66
												189	H	Cal St. Northridge	54 76
												194	N	Toledo	58 59
												206	A	Boise St.	64 66
												235	H	Seattle	55 53
												282	H	New Mexico St.	63 52
												285	H	Denver	63 56
												299	A	UC Riverside	82 78
												299	H	UC Riverside	60 57
												307	A	UC Santa Barbara	67 62
												310	A	Columbia	80 54
LAST 12 Division I GAMES:															
189	H	Cal St. Northridge	54 76	173	H	UC Irvine	75 58								
299	H	UC Riverside	60 57	299	A	UC Riverside	82 78								
157	H	Long Beach St.	64 83	285	H	Denver	63 56								
307	A	UC Santa Barbara	67 62	206	A	Boise St.	64 66								
82	A	Cal Poly	65 69	282	H	New Mexico St.	63 52								
154	H	UC Davis	67 69	235	H	Seattle	55 53								

Non-Div I Games:

Cal St. Fullerton

■ Loss,
 ■ Non-Conf, S Site,
 ■ Home
 ■ Away
 N Neutral

Average RPI Win:	223	WON-LOST	WINNING	LAST 10	STRENGTH OF	OPP. STRENGTH	TEAM	ADJ.	CONF.	ADJ CONF.
Average RPI Loss:	97	RECORD	PCT. RANK	GAMES	SCHEDULE	OF SCHEDULE	RPI	RPI	RPI	RPI
DIV. I ONLY	5- 18	310	1- 9	144	29	256	256	6	6	
DIV. I NON-CONF.	4- 7	229	0- 0	234	56	245	245	6	6	
TOTALS	RPI 1-25	RPI 26-50	W-L RECORDS	RPI 51-100	RPI 101-150	RPI 150+				
5- 18	0- 3	0- 1	OVERALL	0- 8	1- 2	4- 4				
3- 9	0- 2	0- 0	HOME	0- 5	0- 1	3- 1				
2- 9	0- 1	0- 1	AWAY	0- 3	1- 1	1- 3				
0- 0	0- 0	0- 0	NEUTRAL	0- 0	0- 0	0- 0				
4- 7	0- 1	0- 0	NON-CONFERENCE	0- 4	0- 0	4- 2				
3- 3	0- 1	0- 0	HOME	0- 2	0- 0	3- 0				
1- 4	0- 0	0- 0	AWAY	0- 2	0- 0	1- 2				
0- 0	0- 0	0- 0	NEUTRAL	0- 0	0- 0	0- 0				
1- 11	0- 2	0- 1	CONFERENCE	0- 4	1- 2	0- 2				
0- 6	0- 1	0- 0	HOME	0- 3	0- 1	0- 1				
1- 5	0- 1	0- 1	AWAY	0- 1	1- 1	0- 1				
0- 0	0- 0	0- 0	NEUTRAL	0- 0	0- 0	0- 0				

RPI 1-25				RPI 26-50				RPI 51-100				RPI 101+ Team's RPI: 256			
RPI	S	Opponent	Score	RPI	S	Opponent	Score	RPI	S	Opponent	Score	RPI	S	Opponent	Score
3	A	UConn	40 90	45	A	Rutgers	47 68	59	A	Creighton	55 65	131	A	Memphis	40 48
7	H	Louisville	52 93					65	H	Temple	46 79	138	A	Cincinnati	48 39
13	H	Texas A&M	51 63					70	H	SMU	60 73	138	H	Cincinnati	50 59
								83	A	Alabama	44 51	155	A	Rice	67 54
								86	A	South Fla.	53 71	177	A	UCF	43 52
								86	H	South Fla.	54 77	177	H	UCF	59 67
								89	H	Mississippi St.	68 76	202	A	Northwestern St.	70 74
								92	H	Washington	55 66	226	H	North Texas	66 61
												228	A	Texas St.	63 70
												277	H	Prairie View	74 46
												317	H	Kent St.	54 44
LAST 12 Division I GAMES:															
138	A	Cincinnati	48 39	131	A	Memphis	40 48								
65	H	Temple	46 79	138	H	Cincinnati	50 59								
177	A	UCF	43 52	3	A	UConn	40 90								
86	A	South Fla.	53 71	45	A	Rutgers	47 68								
70	H	SMU	60 73	86	H	South Fla.	54 77								
7	H	Louisville	52 93	177	H	UCF	59 67								

Non-Div I Games:

Houston

■ Loss,
 ■ Non-Conf,
 ■ S Site,
 ■ H Home
 ■ A Away
 N Neutral

Average RPI Win:	246	WON-LOST	WINNING	LAST 10	STRENGTH OF	OPP. STRENGTH	TEAM	ADJ.	CONF.	ADJ CONF.
Average RPI Loss:	129	RECORD	PCT. RANK	GAMES	SCHEDULE	OF SCHEDULE	RPI	RPI	RPI	RPI
DIV. I ONLY	6- 12	261	5- 3	151	166	257	257	25	25	
DIV. I NON-CONF.	0- 9	338	0- 1	39	41	265	265	24	24	
TOTALS	RPI 1-25	RPI 26-50	W-L RECORDS	RPI 51-100	RPI 101-150	RPI 150+				
6- 12	0- 0	0- 1	OVERALL	0- 3	0- 3	6- 5				
6- 3	0- 0	0- 0	HOME	0- 1	0- 0	6- 2				
0- 9	0- 0	0- 1	AWAY	0- 2	0- 3	0- 3				
0- 0	0- 0	0- 0	NEUTRAL	0- 0	0- 0	0- 0				
0- 9	0- 0	0- 1	NON-CONFERENCE	0- 3	0- 3	0- 2				
0- 2	0- 0	0- 0	HOME	0- 1	0- 0	0- 1				
0- 7	0- 0	0- 1	AWAY	0- 2	0- 3	0- 1				
0- 0	0- 0	0- 0	NEUTRAL	0- 0	0- 0	0- 0				
6- 3	0- 0	0- 0	CONFERENCE	0- 0	0- 0	6- 3				
6- 1	0- 0	0- 0	HOME	0- 0	0- 0	6- 1				
0- 2	0- 0	0- 0	AWAY	0- 0	0- 0	0- 2				
0- 0	0- 0	0- 0	NEUTRAL	0- 0	0- 0	0- 0				

RPI S	Opponent	Score	RPI S	Opponent	Score	RPI S	Opponent	Score	RPI S	Opponent	Score	Team's RPI: 257
42	A Nebraska	53 89	63	H Navy	64 89	103	A Marquette	71 79				
			74	A Arkansas	33 91	106	A Kansas	62 84				
			75	A Northwestern	54 84	109	A Missouri	64 86				
						162	H UALR	51 53				
						178	A Tulsa	58 72				
						180	A Nicholls St.	60 71				
						202	H Northwestern St.	62 51				
						211	A McNeese St.	57 73				
						212	H Stephen F. Austin	64 55				
						216	H Central Ark.	70 60				
						244	H Houston Baptist	85 73				
						250	H A&M-Corpus Christi	53 58				
						259	H Southeastern La.	81 78				
						343	H New Orleans	93 62				
LAST 12 Division I GAMES:												
259	H Southeastern La.	81 78	216	H Central Ark.	70 60							
343	H New Orleans	93 62	250	H A&M-Corpus Christi	53 58							
211	A McNeese St.	57 73	244	H Houston Baptist	85 73							
180	A Nicholls St.	60 71	42	A Nebraska	53 89							
202	H Northwestern St.	62 51	103	A Marquette	71 79							
212	H Stephen F. Austin	64 55	75	A Northwestern	54 84							

Non-Div I Games: Incarnate Word 64 67 Abilene Christian 56 70 Okla. Sci. & Arts 89 68

Oral Roberts

Loss, Non-Conf, S Site, H Home A Away N Neutral

Average RPI Win:	255	WON-LOST	WINNING	LAST 10	STRENGTH OF	OPP. STRENGTH	TEAM	ADJ.	CONF.	ADJ CONF.
Average RPI Loss:	195	RECORD	PCT. RANK	GAMES	SCHEDULE	OF SCHEDULE	RPI	RPI	RPI	RPI
DIV. I ONLY	9- 12	213	3- 7	285	301	258	258	27	27	
DIV. I NON-CONF.	6- 4	114	1- 0	301	282	170	170	27	27	
TOTALS	RPI 1-25	RPI 26-50	W-L RECORDS	RPI 51-100	RPI 101-150	RPI 150+				
9- 12	0- 0	0- 0	OVERALL	0- 1	1- 1	8- 10				
6- 3	0- 0	0- 0	HOME	0- 0	1- 0	5- 3				
3- 9	0- 0	0- 0	AWAY	0- 1	0- 1	3- 7				
0- 0	0- 0	0- 0	NEUTRAL	0- 0	0- 0	0- 0				
6- 4	0- 0	0- 0	NON-CONFERENCE	0- 1	0- 0	6- 3				
4- 0	0- 0	0- 0	HOME	0- 0	0- 0	4- 0				
2- 4	0- 0	0- 0	AWAY	0- 1	0- 0	2- 3				
0- 0	0- 0	0- 0	NEUTRAL	0- 0	0- 0	0- 0				
3- 8	0- 0	0- 0	CONFERENCE	0- 0	1- 1	2- 7				
2- 3	0- 0	0- 0	HOME	0- 0	1- 0	1- 3				
1- 5	0- 0	0- 0	AWAY	0- 0	0- 1	1- 4				
0- 0	0- 0	0- 0	NEUTRAL	0- 0	0- 0	0- 0				

RPI 1-25			RPI 26-50			RPI 51-100			RPI 101+ Team's RPI: 258		
RPI	S	Opponent	Score	RPI	S	Opponent	Score	RPI	S	Opponent	Score
								86	A	South Fla.	47 81
										139	A St. Francis Brooklyn 50 71
										139	H St. Francis Brooklyn 71 66
										159	H Hofstra 64 62
										169	A Mt. St. Mary's 55 69
										169	H Mt. St. Mary's 62 64
										177	A UCF 51 65
										183	H Saint Francis (PA) 97 106
										191	A La Salle 60 71
										200	A Sacred Heart 59 77
										203	A Hartford 82 50
										230	A Rider 58 61
										232	H New Hampshire 53 52
										236	H Robert Morris 59 61
										240	A Bryant 50 81
										267	H Siena 70 53
										290	A Wagner 80 71
										323	A LIU Brooklyn 51 60
										328	H Rhode Island 65 58
										332	A Vermont 82 68
										341	H Fairleigh Dickinson 72 67
LAST 12 Division I GAMES:											
				240	A	Bryant	50 81				
				169	A	Mt. St. Mary's	55 69				
				139	A	St. Francis Brooklyn	50 71				
				169	H	Mt. St. Mary's	62 64				
				139	H	St. Francis Brooklyn	71 66				
				200	A	Sacred Heart	59 77				
				341	H	Fairleigh Dickinson	72 67				
				323	A	LIU Brooklyn	51 60				
				290	A	Wagner	80 71				
				183	H	Saint Francis (PA)	97 106				
				236	H	Robert Morris	59 61				
				159	H	Hofstra	64 62				

Non-Div I Games:

Central Conn. St.

Average RPI Win:	249	WON-LOST	WINNING	LAST 10	STRENGTH OF	OPP. STRENGTH	TEAM	ADJ.	CONF.	ADJ CONF.
Average RPI Loss:	160	RECORD	PCT. RANK	GAMES	SCHEDULE	OF SCHEDULE	RPI	RPI	RPI	RPI
DIV. I ONLY	4- 16	318	4- 5	118	276	259	259	25	25	
DIV. I NON-CONF.	0- 11	338	0- 2	28	222	272	272	24	24	
TOTALS	RPI 1-25	RPI 26-50	W-L RECORDS	RPI 51-100	RPI 101-150	RPI 150+				
4- 16	0- 1	0- 1	OVERALL	0- 4	0- 1	4- 9				
2- 1	0- 0	0- 0	HOME	0- 0	0- 0	2- 1				
2- 12	0- 0	0- 0	AWAY	0- 4	0- 1	2- 7				
0- 3	0- 1	0- 1	NEUTRAL	0- 0	0- 0	0- 1				
0- 11	0- 1	0- 1	NON-CONFERENCE	0- 4	0- 1	0- 4				
0- 0	0- 0	0- 0	HOME	0- 0	0- 0	0- 0				
0- 8	0- 0	0- 0	AWAY	0- 4	0- 1	0- 3				
0- 3	0- 1	0- 1	NEUTRAL	0- 0	0- 0	0- 1				
4- 5	0- 0	0- 0	CONFERENCE	0- 0	0- 0	4- 5				
2- 1	0- 0	0- 0	HOME	0- 0	0- 0	2- 1				
2- 4	0- 0	0- 0	AWAY	0- 0	0- 0	2- 4				
0- 0	0- 0	0- 0	NEUTRAL	0- 0	0- 0	0- 0				

RPI 1-25			RPI 26-50			RPI 51-100			RPI 101+ Team's RPI: 259		
RPI	S	Opponent	Score	RPI	S	Opponent	Score	RPI	S	Opponent	Score
12	N	North Carolina St.	59 87	28	N	Middle Tenn.	71 89	51	A	UTEP	65 87
								70	A	SMU	39 82
								89	A	Mississippi St.	57 109
								90	A	Tulane	52 80
								140	A	Ole Miss	69 96
								156	N	Grand Canyon	57 62
								180	A	Nicholls St.	55 84
								192	A	Southern U.	56 63
								198	H	Lamar	67 62
								211	A	McNeese St.	82 65
								216	A	Central Ark.	70 80
								223	H	Sam Houston St.	85 86
								244	A	Houston Baptist	85 84
								250	A	A&M-Corpus Christi	54 83
								257	A	Oral Roberts	78 81
								279	A	La.-Monroe	77 87
								320	A	La.-Lafayette	53 66
								343	H	New Orleans	84 55
LAST 12 Division I GAMES:											
257	A	Oral Roberts	78 81	223	H	Sam Houston St.	85 86				
216	A	Central Ark.	70 80	180	A	Nicholls St.	55 84				
343	H	New Orleans	84 55	211	A	McNeese St.	82 65				
244	A	Houston Baptist	85 84	320	A	La.-Lafayette	53 66				
250	A	A&M-Corpus Christi	54 83	89	A	Mississippi St.	57 109				
198	H	Lamar	67 62	51	A	UTEP	65 87				

Non-Div I Games: Mobile 78 68 Incarnate Word 67 55

Southeastern La.

■ Loss,
 ■ Non-Conf,
 ■ S Site,
 ■ Home
 ■ Away
 N Neutral

Average RPI Win:	268	WON-LOST	WINNING	LAST 10	STRENGTH OF	OPP. STRENGTH	TEAM	ADJ.	CONF.	ADJ CONF.
Average RPI Loss:	131	RECORD	PCT. RANK	GAMES	SCHEDULE	OF SCHEDULE	RPI	RPI	RPI	RPI
DIV. I ONLY	5- 18	310	2- 8	127	191	260	260	11	11	
DIV. I NON-CONF.	3- 8	269	0- 0	230	232	269	269	11	11	
TOTALS	RPI 1-25	RPI 26-50	W-L RECORDS	RPI 51-100	RPI 101-150	RPI 150+				
5- 18	0- 1	0- 0	OVERALL	0- 4	0- 7	5- 6				
2- 8	0- 0	0- 0	HOME	0- 1	0- 4	2- 3				
3- 10	0- 1	0- 0	AWAY	0- 3	0- 3	3- 3				
0- 0	0- 0	0- 0	NEUTRAL	0- 0	0- 0	0- 0				
3- 8	0- 1	0- 0	NON-CONFERENCE	0- 1	0- 2	3- 4				
2- 2	0- 0	0- 0	HOME	0- 0	0- 1	2- 1				
1- 6	0- 1	0- 0	AWAY	0- 1	0- 1	1- 3				
0- 0	0- 0	0- 0	NEUTRAL	0- 0	0- 0	0- 0				
2- 10	0- 0	0- 0	CONFERENCE	0- 3	0- 5	2- 2				
0- 6	0- 0	0- 0	HOME	0- 1	0- 3	0- 2				
2- 4	0- 0	0- 0	AWAY	0- 2	0- 2	2- 0				
0- 0	0- 0	0- 0	NEUTRAL	0- 0	0- 0	0- 0				

RPI 1-25				RPI 26-50				RPI 51-100				RPI 101+ Team's RPI: 260			
RPI	S	Opponent	Score	RPI	S	Opponent	Score	RPI	S	Opponent	Score	RPI	S	Opponent	Score
24	A	Maryland	53 89					62	A	East Carolina	47 68	108	A	George Washington	50 56
								63	A	Navy	44 67	117	A	American	38 63
								81	A	Army	45 56	117	H	American	34 52
								81	H	Army	62 66	120	A	Lafayette	53 65
												123	H	Pittsburgh	54 60
												124	H	Bucknell	60 67
												146	H	Holy Cross	65 80
												169	A	Mt. St. Mary's	59 65
												186	H	Boston U.	60 70
												197	A	Towson	46 67
												203	H	Hartford	53 59
												208	A	Colgate	61 54
												210	A	Lehigh	70 64
												210	H	Lehigh	47 50
												227	A	Cornell	53 57
												252	H	Howard	72 62
												325	A	Saint Peter's	66 65
												344	H	UMBC	56 49
LAST 12 Division I GAMES:															
210	H	Lehigh	47 50	186	H	Boston U.	60 70								
117	A	American	38 63	120	A	Lafayette	53 65								
81	A	Army	45 56	210	A	Lehigh	70 64								
146	H	Holy Cross	65 80	117	H	American	34 52								
208	A	Colgate	61 54	81	H	Army	62 66								
124	H	Bucknell	60 67	63	A	Navy	44 67								

Non-Div I Games:

Loyola Maryland

■ Loss,
 ■ Non-Conf,
 S Site,
 ■ Home
 ■ Away
 N Neutral

Average RPI Win:	215	WON-LOST	WINNING	LAST 10	STRENGTH OF	OPP. STRENGTH	TEAM	ADJ.	CONF.	ADJ CONF.
Average RPI Loss:	132	RECORD	PCT. RANK	GAMES	SCHEDULE	OF SCHEDULE	RPI	RPI	RPI	RPI
DIV. I ONLY	5- 15	298	3- 7	99	175	261	261	15	15	
DIV. I NON-CONF.	1- 7	317	0- 0	38	99	248	248	18	18	
TOTALS	RPI 1-25	RPI 26-50	W-L RECORDS	RPI 51-100	RPI 101-150	RPI 150+				
5- 15	0- 0	0- 3	OVERALL	0- 2	2- 5	3- 5				
4- 7	0- 0	0- 1	HOME	0- 1	1- 2	3- 3				
1- 8	0- 0	0- 2	AWAY	0- 1	1- 3	0- 2				
0- 0	0- 0	0- 0	NEUTRAL	0- 0	0- 0	0- 0				
1- 7	0- 0	0- 3	NON-CONFERENCE	0- 2	0- 1	1- 1				
1- 4	0- 0	0- 1	HOME	0- 1	0- 1	1- 1				
0- 3	0- 0	0- 2	AWAY	0- 1	0- 0	0- 0				
0- 0	0- 0	0- 0	NEUTRAL	0- 0	0- 0	0- 0				
4- 8	0- 0	0- 0	CONFERENCE	0- 0	2- 4	2- 4				
3- 3	0- 0	0- 0	HOME	0- 0	1- 1	2- 2				
1- 5	0- 0	0- 0	AWAY	0- 0	1- 3	0- 2				
0- 0	0- 0	0- 0	NEUTRAL	0- 0	0- 0	0- 0				

RPI S	Opponent	Score	RPI S	Opponent	Score	RPI S	Opponent	Score	RPI S	Opponent	Score	Team's RPI: 261
26	A Gonzaga	47 96	61	H Princeton	76 94	101	H Sacramento St.	83 80	104	A North Dakota	44 69	
30	H St. Mary's (CA)	54 72	72	A Oregon	78 113	128	A Southern Utah	60 69	130	A Montana	58 94	
40	A Georgia Tech	54 104				130	H Montana	55 65	132	H Portland	49 76	
						150	A Eastern Wash.	86 74	170	H Idaho St.	64 76	
						198	A Montana St.	78 89	198	H Montana St.	72 61	
						218	A Northern Colo.	60 77	235	H Seattle	68 80	
						300	H Northern Ariz.	67 88	310	H Columbia	75 67	
						316	H Weber St.	66 60				
LAST 12 Division I GAMES:												
198	H Montana St.	72 61	101	H Sacramento St.	83 80							
130	H Montana	55 65	130	A Montana	58 94							
104	A North Dakota	44 69	198	A Montana St.	78 89							
218	A Northern Colo.	60 77	316	H Weber St.	66 60							
128	A Southern Utah	60 69	170	H Idaho St.	64 76							
300	H Northern Ariz.	67 88	150	A Eastern Wash.	86 74							

Non-Div I Games: Corban 74 62

Portland St.

■ Loss,
 ■ Non-Conf,
 ■ S Site,
 ■ H Home
 ■ A Away
 N Neutral

Average RPI Win:	258	WON-LOST	WINNING	LAST 10	STRENGTH OF	OPP. STRENGTH	TEAM	ADJ.	CONF.	ADJ CONF.
Average RPI Loss:	193	RECORD	PCT. RANK	GAMES	SCHEDULE	OF SCHEDULE	RPI	RPI	RPI	RPI
DIV. I ONLY	9- 11	204	4- 4	293	285	262	262	21	21	
DIV. I NON-CONF.	5- 7	198	1- 1	296	296	256	256	20	20	
TOTALS	RPI 1-25	RPI 26-50	W-L RECORDS	RPI 51-100	RPI 101-150	RPI 150+				
9- 11	0- 0	0- 2	OVERALL	0- 1	1- 1	8- 7				
4- 6	0- 0	0- 1	HOME	0- 1	0- 0	4- 4				
4- 5	0- 0	0- 1	AWAY	0- 0	0- 1	4- 3				
1- 0	0- 0	0- 0	NEUTRAL	0- 0	1- 0	0- 0				
5- 7	0- 0	0- 1	NON-CONFERENCE	0- 0	1- 1	4- 5				
2- 3	0- 0	0- 0	HOME	0- 0	0- 0	2- 3				
2- 4	0- 0	0- 1	AWAY	0- 0	0- 1	2- 2				
1- 0	0- 0	0- 0	NEUTRAL	0- 0	1- 0	0- 0				
4- 4	0- 0	0- 1	CONFERENCE	0- 1	0- 0	4- 2				
2- 3	0- 0	0- 1	HOME	0- 1	0- 0	2- 1				
2- 1	0- 0	0- 0	AWAY	0- 0	0- 0	2- 1				
0- 0	0- 0	0- 0	NEUTRAL	0- 0	0- 0	0- 0				

RPI S	Opponent	Score	RPI S	Opponent	Score	RPI S	Opponent	Score	RPI S	Opponent	Score	Team's RPI: 262
36	A Oklahoma	80 97	46	H South Dakota St.	66 67	98	H IUPUI	60 77	109	A Missouri	60 75	
									141	N UAB	71 65	
									174	A South Dakota	81 71	
									179	H Fla. Atlantic	77 81	
									201	H IPFW	68 65	
									205	H Loyola Chicago	79 89	
									215	H Saint Louis	87 85	
									250	A A&M-Corpus Christi	60 66	
									281	A Milwaukee	99 86	
									285	A Denver	83 87	
									302	H North Dakota St.	77 83	
									305	H SIU Edwardsville	70 78	
									308	A Eastern Ill.	64 68	
									312	H Southeast Mo. St.	79 58	
									319	A UMKC	80 74	
									338	A Neb. Omaha	84 62	
									338	H Neb. Omaha	71 65	
LAST 12 Division I GAMES:												
338	H Neb. Omaha	71 65	46	H South Dakota St.	66 67	338	A Neb. Omaha	84 62				
201	H IPFW	68 65	319	A UMKC	80 74	109	A Missouri	60 75				
98	H IUPUI	60 77	305	H SIU Edwardsville	70 78	312	H Southeast Mo. St.	79 58				
285	A Denver	83 87										
174	A South Dakota	81 71										
302	H North Dakota St.	77 83										

Non-Div I Games: William Woods 98 55 Culver-Stockton 113 38 St. Francis (IL) 121 52

Western Ill.

Average RPI Win:	305	WON-LOST	WINNING	LAST 10	STRENGTH OF	OPP. STRENGTH	TEAM	ADJ.	CONF.	ADJ CONF.
Average RPI Loss:	157	RECORD	PCT. RANK	GAMES	SCHEDULE	OF SCHEDULE	RPI	RPI	RPI	RPI
DIV. I ONLY	8- 15	259	5- 5	246	272	263	263	30	30	
DIV. I NON-CONF.	2- 10	306	0- 1	175	140	279	279	29	29	
TOTALS	RPI 1-25	RPI 26-50	W-L RECORDS	RPI 51-100	RPI 101-150	RPI 150+				
8- 15	0- 0	0- 1	OVERALL	0- 3	0- 4	8- 7				
5- 3	0- 0	0- 0	HOME	0- 0	0- 1	5- 2				
3- 10	0- 0	0- 1	AWAY	0- 3	0- 2	3- 4				
0- 2	0- 0	0- 0	NEUTRAL	0- 0	0- 1	0- 1				
2- 10	0- 0	0- 1	NON-CONFERENCE	0- 2	0- 4	2- 3				
1- 2	0- 0	0- 0	HOME	0- 0	0- 1	1- 1				
1- 6	0- 0	0- 1	AWAY	0- 2	0- 2	1- 1				
0- 2	0- 0	0- 0	NEUTRAL	0- 0	0- 1	0- 1				
6- 5	0- 0	0- 0	CONFERENCE	0- 1	0- 0	6- 4				
4- 1	0- 0	0- 0	HOME	0- 0	0- 0	4- 1				
2- 4	0- 0	0- 0	AWAY	0- 1	0- 0	2- 3				
0- 0	0- 0	0- 0	NEUTRAL	0- 0	0- 0	0- 0				

RPI S	Opponent	Score	RPI S	Opponent	Score	RPI S	Opponent	Score	RPI S	Opponent	Score	Team's RPI: 263
28	A Middle Tenn.	53 84	74	A Arkansas	53 79	103	N Marquette	64 84	114	A Arkansas St.	75 90	
			89	A Mississippi St.	45 90	122	A Akron	71 118	131	H Memphis	76 78	
			95	A UT Martin	78 102	158	H FIU	65 70	165	N Ball St.	64 76	
						213	A Belmont	53 62	213	H Belmont	56 69	
						254	A Austin Peay	70 79	293	A Tennessee St.	77 68	
						293	H Tennessee St.	79 75	294	A South Ala.	58 66	
						297	A Jacksonville St.	67 74	297	H Jacksonville St.	72 67	
						305	H SIU Edwardsville	72 66	308	H Eastern Ill.	64 54	
						311	A Alcorn	66 38	313	A Murray St.	81 65	
						321	H Valparaiso	84 78				
LAST 12 Division I GAMES:												
297	A Jacksonville St.	67 74	293	A Tennessee St.	77 68							
293	H Tennessee St.	79 75	308	H Eastern Ill.	64 54							
213	H Belmont	56 69	305	H SIU Edwardsville	72 66							
313	A Murray St.	81 65	213	A Belmont	53 62							
254	A Austin Peay	70 79	28	A Middle Tenn.	53 84							
95	A UT Martin	78 102	297	H Jacksonville St.	72 67							

Non-Div I Games: Tenn. Wesleyan 94 41

Tennessee Tech

Average RPI Win:	264	WON-LOST	WINNING	LAST 10	STRENGTH OF	OPP. STRENGTH	TEAM	ADJ.	CONF.	ADJ CONF.
Average RPI Loss:	169	RECORD	PCT. RANK	GAMES	SCHEDULE	OF SCHEDULE	RPI	RPI	RPI	RPI
DIV. I ONLY	7- 13	257	4- 6	205	263	264	264	26	26	
DIV. I NON-CONF.	3- 7	260	0- 2	172	225	250	250	26	26	
TOTALS	RPI 1-25	RPI 26-50	W-L RECORDS	RPI 51-100	RPI 101-150	RPI 150+				
7- 13	0- 1	0- 0	OVERALL	0- 2	1- 2	6- 8				
5- 5	0- 0	0- 0	HOME	0- 1	1- 1	4- 3				
2- 8	0- 1	0- 0	AWAY	0- 1	0- 1	2- 5				
0- 0	0- 0	0- 0	NEUTRAL	0- 0	0- 0	0- 0				
3- 7	0- 1	0- 0	NON-CONFERENCE	0- 2	0- 0	3- 4				
2- 3	0- 0	0- 0	HOME	0- 1	0- 0	2- 2				
1- 4	0- 1	0- 0	AWAY	0- 1	0- 0	1- 2				
0- 0	0- 0	0- 0	NEUTRAL	0- 0	0- 0	0- 0				
4- 6	0- 0	0- 0	CONFERENCE	0- 0	1- 2	3- 4				
3- 2	0- 0	0- 0	HOME	0- 0	1- 1	2- 1				
1- 4	0- 0	0- 0	AWAY	0- 0	0- 1	1- 3				
0- 0	0- 0	0- 0	NEUTRAL	0- 0	0- 0	0- 0				

RPI 1-25				RPI 26-50				RPI 51-100				RPI 101+				Team's RPI: 264	
RPI	S	Opponent	Score	RPI	S	Opponent	Score	RPI	S	Opponent	Score	RPI	S	Opponent	Score		
6	A	Tennessee	64 103					52	H	Florida	74 104	114	A	Arkansas St.	65 74		
								83	A	Alabama	105 113	114	H	Arkansas St.	83 65		
												142	H	Western Ky.	69 86		
												162	A	UALR	52 69		
												163	A	Savannah St.	84 93		
												184	H	Florida A&M	100 88		
												209	H	Jacksonville	67 82		
												228	A	Texas St.	82 87		
												233	A	Mercer	81 86		
												237	A	Georgia St.	77 85		
												274	H	Evansville	94 86		
												279	H	La.-Monroe	72 83		
												293	H	Tennessee St.	71 77		
												294	H	South Ala.	78 53		
												320	H	La.-Lafayette	87 75		
												330	A	Texas-Arlington	85 62		
												333	A	Alabama St.	77 67		
LAST 12 Division I GAMES:																	
294	H	South Ala.	78 53	162	A	UALR	52 69										
114	H	Arkansas St.	83 65	114	A	Arkansas St.	65 74										
228	A	Texas St.	82 87	142	H	Western Ky.	69 86										
330	A	Texas-Arlington	85 62	237	A	Georgia St.	77 85										
320	H	La.-Lafayette	87 75	163	A	Savannah St.	84 93										
279	H	La.-Monroe	72 83	83	A	Alabama	105 113										

Non-Div I Games: Ala.-Huntsville 118 103

Troy

Niagara

Through Games Of Feb. 9, 2014

Average RPI Win:	283	WON-LOST	WINNING	LAST 10	STRENGTH OF	OPP. STRENGTH	TEAM	ADJ.	CONF.	ADJ CONF.
Average RPI Loss:	139	RECORD	PCT. RANK	GAMES	SCHEDULE	OF SCHEDULE	RPI	RPI	RPI	RPI
DIV. I ONLY	7- 16	276	4- 6	196	188	265	265	17	17	
DIV. I NON-CONF.	2- 7	289	0- 0	141	253	285	285	16	16	
TOTALS	RPI 1-25	RPI 26-50	W-L RECORDS	RPI 51-100	RPI 101-150	RPI 150+				
7- 16	0- 1	0- 1	OVERALL	0- 7	0- 1	7- 6				
5- 5	0- 0	0- 0	HOME	0- 3	0- 1	5- 1				
2- 11	0- 1	0- 1	AWAY	0- 4	0- 0	2- 5				
0- 0	0- 0	0- 0	NEUTRAL	0- 0	0- 0	0- 0				
2- 7	0- 1	0- 1	NON-CONFERENCE	0- 1	0- 1	2- 3				
2- 2	0- 0	0- 0	HOME	0- 0	0- 1	2- 1				
0- 5	0- 1	0- 1	AWAY	0- 1	0- 0	0- 2				
0- 0	0- 0	0- 0	NEUTRAL	0- 0	0- 0	0- 0				
5- 9	0- 0	0- 0	CONFERENCE	0- 6	0- 0	5- 3				
3- 3	0- 0	0- 0	HOME	0- 3	0- 0	3- 0				
2- 6	0- 0	0- 0	AWAY	0- 3	0- 0	2- 3				
0- 0	0- 0	0- 0	NEUTRAL	0- 0	0- 0	0- 0				

RPI 1-25				RPI 26-50				RPI 51-100				RPI 101+ Team's RPI: 265			
RPI	S	Opponent	Score	RPI	S	Opponent	Score	RPI	S	Opponent	Score	RPI	S	Opponent	Score
17	A	Syracuse	44 80	37	A	Bowling Green	58 90	58	A	St. Bonaventure	57 73	127	H	Buffalo	70 78
								64	A	Marist	52 61	210	H	Lehigh	73 93
								64	H	Marist	59 74	220	A	Oakland	57 71
								66	H	Iona	84 94	230	A	Rider	72 82
								73	A	Quinnipiac	61 84	236	H	Robert Morris	81 70
								73	H	Quinnipiac	78 93	242	A	Canisius	53 62
								96	A	Fairfield	77 81	242	H	Canisius	69 60
												267	A	Siena	76 72
												286	A	Manhattan	71 67
												301	H	Monmouth	48 45
												317	A	Kent St.	46 69
												324	H	Binghamton	69 53
												325	A	Saint Peter's	55 67
												325	H	Saint Peter's	78 46
LAST 12 Division I GAMES:															
230	A	Rider	72 82	301	H	Monmouth	48 45								
242	A	Canisius	53 62	64	H	Marist	59 74								
73	H	Quinnipiac	78 93	325	A	Saint Peter's	55 67								
242	H	Canisius	69 60	267	A	Siena	76 72								
64	A	Marist	52 61	66	H	Iona	84 94								
286	A	Manhattan	71 67	325	H	Saint Peter's	78 46								

Non-Div I Games:

Niagara





■ Loss,
 ■ Non-Conf,
 S Site,
 ■ Home
 ■ Away
 N Neutral

Average RPI Win:	287	WON-LOST	WINNING	LAST 10	STRENGTH OF	OPP. STRENGTH	TEAM	ADJ.	CONF.	ADJ CONF.
Average RPI Loss:	158	RECORD	PCT. RANK	GAMES	SCHEDULE	OF SCHEDULE	RPI	RPI	RPI	RPI
DIV. I ONLY	6- 15	286	5- 5	129	346	266	266	24	24	
DIV. I NON-CONF.	1- 9	326	0- 3	48	326	277	277	25	25	
TOTALS	RPI 1-25	RPI 26-50	W-L RECORDS	RPI 51-100	RPI 101-150	RPI 150+				
6- 15	0- 0	0- 0	OVERALL	0- 6	0- 0	6- 9				
4- 5	0- 0	0- 0	HOME	0- 3	0- 0	4- 2				
2- 7	0- 0	0- 0	AWAY	0- 3	0- 0	2- 4				
0- 3	0- 0	0- 0	NEUTRAL	0- 0	0- 0	0- 3				
1- 9	0- 0	0- 0	NON-CONFERENCE	0- 4	0- 0	1- 5				
1- 2	0- 0	0- 0	HOME	0- 2	0- 0	1- 0				
0- 4	0- 0	0- 0	AWAY	0- 2	0- 0	0- 2				
0- 3	0- 0	0- 0	NEUTRAL	0- 0	0- 0	0- 3				
5- 6	0- 0	0- 0	CONFERENCE	0- 2	0- 0	5- 4				
3- 3	0- 0	0- 0	HOME	0- 1	0- 0	3- 2				
2- 3	0- 0	0- 0	AWAY	0- 1	0- 0	2- 2				
0- 0	0- 0	0- 0	NEUTRAL	0- 0	0- 0	0- 0				

RPI 1-25				RPI 26-50				RPI 51-100				RPI 101+ Team's RPI: 266			
RPI	S	Opponent	Score	RPI	S	Opponent	Score	RPI	S	Opponent	Score	RPI	S	Opponent	Score
								52	A	Florida	65 93	156	N	Grand Canyon	45 57
								62	H	East Carolina	49 58	163	A	Savannah St.	54 58
								67	H	Stetson	63 77	163	H	Savannah St.	64 71
								77	A	FGCU	38 71	179	A	Fla. Atlantic	65 81
								93	A	Hampton	35 43	180	N	Nicholls St.	56 73
								99	H	N.C. A&T	55 69	209	H	Jacksonville	57 49
												226	A	North Texas	49 82
												252	H	Howard	45 47
												271	A	N.C. Central	66 60
												271	H	N.C. Central	67 52
												291	A	Norfolk St.	61 74
												313	N	Murray St.	70 81
												322	A	South Carolina St.	71 53
												322	H	South Carolina St.	64 56
												329	H	UMES	78 70
LAST 12 Division I GAMES:															
271	A	N.C. Central	66 60	163	A	Savannah St.	54 58								
322	H	South Carolina St.	64 56	271	H	N.C. Central	67 52								
163	H	Savannah St.	64 71	99	H	N.C. A&T	55 69								
252	H	Howard	45 47	179	A	Fla. Atlantic	65 81								
329	H	UMES	78 70	62	H	East Carolina	49 58								
322	A	South Carolina St.	71 53	313	N	Murray St.	70 81								

Non-Div I Games: Edward Waters 63 53 St. Thomas (FL) 69 64

Bethune-Cookman

 Loss,  Non-Conf, S Site,  Home  Away N Neutral

Average RPI Win: 277	WON-LOST	WINNING	LAST 10	STRENGTH OF	OPP. STRENGTH	TEAM	ADJ.	CONF.	ADJ CONF.
Average RPI Loss: 155	RECORD	PCT. RANK	GAMES	SCHEDULE	OF SCHEDULE	RPI	RPI	RPI	RPI
DIV. I ONLY	7- 16	276	1- 9	193	242	267	267	17	17
DIV. I NON-CONF.	5- 4	131	0- 0	215	307	185	185	16	16
TOTALS	RPI 1-25	RPI 26-50	W-L RECORDS	RPI 51-100	RPI 101-150	RPI 150+			
7- 16	0- 1	0- 0	OVERALL	0- 7	1- 1	6- 7			
3- 8	0- 0	0- 0	HOME	0- 2	1- 1	2- 5			
3- 7	0- 1	0- 0	AWAY	0- 4	0- 0	3- 2			
1- 1	0- 0	0- 0	NEUTRAL	0- 1	0- 0	1- 0			
5- 4	0- 1	0- 0	NON-CONFERENCE	0- 1	1- 1	4- 1			
3- 1	0- 0	0- 0	HOME	0- 0	1- 1	2- 0			
1- 2	0- 1	0- 0	AWAY	0- 0	0- 0	1- 1			
1- 1	0- 0	0- 0	NEUTRAL	0- 1	0- 0	1- 0			
2- 12	0- 0	0- 0	CONFERENCE	0- 6	0- 0	2- 6			
0- 7	0- 0	0- 0	HOME	0- 2	0- 0	0- 5			
2- 5	0- 0	0- 0	AWAY	0- 4	0- 0	2- 1			
0- 0	0- 0	0- 0	NEUTRAL	0- 0	0- 0	0- 0			

RPI 1-25				RPI 26-50				RPI 51-100				RPI 101+ Team's RPI: 267			
RPI	S	Opponent	Score	RPI	S	Opponent	Score	RPI	S	Opponent	Score	RPI	S	Opponent	Score
24	A	Maryland	49 105					64	A	Marist	60 78	118	H	Albany (NY)	42 69
								64	H	Marist	39 78	127	H	Buffalo	64 60
								66	A	Iona	80 86	200	H	Sacred Heart	58 53
								66	H	Iona	66 80	230	A	Rider	70 73
								73	A	Quinnipiac	49 70	230	H	Rider	63 77
								96	A	Fairfield	65 66	242	H	Canisius	66 75
								97	N	Green Bay	52 63	258	A	Central Conn. St.	53 70
												265	H	Niagara	72 76
												286	A	Manhattan	82 58
												286	H	Manhattan	55 62
												301	H	Monmouth	49 64
												324	H	Binghamton	49 41
												325	A	Saint Peter's	76 54
												337	N	North Florida	61 60
												341	A	Fairleigh Dickinson	82 58
LAST 12 Division I GAMES:															
325	A	Saint Peter's	76 54	73	A	Quinnipiac	49 70								
64	H	Marist	39 78	96	A	Fairfield	65 66								
66	H	Iona	66 80	301	H	Monmouth	49 64								
286	H	Manhattan	55 62	265	H	Niagara	72 76								
242	H	Canisius	66 75	64	A	Marist	60 78								
230	A	Rider	70 73	286	A	Manhattan	82 58								

Non-Div I Games:

Siena

■ Loss,
 ■ Non-Conf,
 ■ S Site,
 ■ Home
 ■ A Away
 N Neutral

Average RPI Win:	282	WON-LOST	WINNING	LAST 10	STRENGTH OF	OPP. STRENGTH	TEAM	ADJ.	CONF.	ADJ CONF.
Average RPI Loss:	135	RECORD	PCT. RANK	GAMES	SCHEDULE	OF SCHEDULE	RPI	RPI	RPI	RPI
DIV. I ONLY	7- 15	267	2- 8	168	251	268	268	22	22	
DIV. I NON-CONF.	4- 7	229	1- 0	180	260	236	236	21	21	
TOTALS	RPI 1-25	RPI 26-50	W-L RECORDS	RPI 51-100	RPI 101-150	RPI 150+				
7- 15	0- 2	0- 1	OVERALL	0- 4	1- 2	6- 6				
5- 8	0- 0	0- 1	HOME	0- 2	1- 1	4- 4				
2- 7	0- 2	0- 0	AWAY	0- 2	0- 1	2- 2				
0- 0	0- 0	0- 0	NEUTRAL	0- 0	0- 0	0- 0				
4- 7	0- 2	0- 1	NON-CONFERENCE	0- 0	1- 1	3- 3				
3- 3	0- 0	0- 1	HOME	0- 0	1- 0	2- 2				
1- 4	0- 2	0- 0	AWAY	0- 0	0- 1	1- 1				
0- 0	0- 0	0- 0	NEUTRAL	0- 0	0- 0	0- 0				
3- 8	0- 0	0- 0	CONFERENCE	0- 4	0- 1	3- 3				
2- 5	0- 0	0- 0	HOME	0- 2	0- 1	2- 2				
1- 3	0- 0	0- 0	AWAY	0- 2	0- 0	1- 1				
0- 0	0- 0	0- 0	NEUTRAL	0- 0	0- 0	0- 0				

RPI 1-25				RPI 26-50				RPI 51-100				RPI 101+ Team's RPI: 268			
RPI	S	Opponent	Score	RPI	S	Opponent	Score	RPI	S	Opponent	Score	RPI	S	Opponent	Score
15	A	Vanderbilt	71 92	49	H	Chattanooga	61 70	67	A	Stetson	62 91	129	H	Indiana St.	75 67
21	A	Kentucky	56 73					67	H	Stetson	55 80	131	A	Memphis	74 77
								77	A	FGCU	58 73	147	H	USC Upstate	62 63
								77	H	FGCU	45 70	183	H	Saint Francis (PA)	79 92
												187	H	Northern Ky.	63 73
												209	A	Jacksonville	56 73
												233	H	Mercer	52 57
												241	A	Appalachian St.	81 72
												275	A	Western Caro.	56 58
												284	H	Morehead St.	69 77
												287	H	George Mason	87 76
												314	H	Kennesaw St.	74 68
												318	H	Lipscomb	78 75
												337	A	North Florida	72 57
												347	H	Alabama A&M	82 65
LAST 12 Division I GAMES:															
67	H	Stetson	55 80	147	H	USC Upstate	62 63								
77	H	FGCU	45 70	67	A	Stetson	62 91								
337	A	North Florida	72 57	77	A	FGCU	58 73								
209	A	Jacksonville	56 73	187	H	Northern Ky.	63 73								
233	H	Mercer	52 57	318	H	Lipscomb	78 75								
314	H	Kennesaw St.	74 68	287	H	George Mason	87 76								

Non-Div I Games:

East Tenn. St.

Average RPI Win:	233	WON-LOST	WINNING	LAST 10	STRENGTH OF	OPP. STRENGTH	TEAM	ADJ.	CONF.	ADJ CONF.
Average RPI Loss:	169	RECORD	PCT. RANK	GAMES	SCHEDULE	OF SCHEDULE	RPI	RPI	RPI	RPI
DIV. I ONLY	8- 13	240	3- 7	231	212	269	269	19	19	
DIV. I NON-CONF.	5- 5	148	1- 0	219	215	205	205	23	23	
TOTALS	RPI 1-25	RPI 26-50	W-L RECORDS	RPI 51-100	RPI 101-150	RPI 150+				
8- 13	0- 1	0- 1	OVERALL	0- 0	2- 2	6- 9				
7- 4	0- 0	0- 1	HOME	0- 0	2- 0	5- 3				
1- 8	0- 1	0- 0	AWAY	0- 0	0- 2	1- 5				
0- 1	0- 0	0- 0	NEUTRAL	0- 0	0- 0	0- 1				
5- 5	0- 1	0- 1	NON-CONFERENCE	0- 0	1- 1	4- 2				
4- 2	0- 0	0- 1	HOME	0- 0	1- 0	3- 1				
1- 3	0- 1	0- 0	AWAY	0- 0	0- 1	1- 1				
0- 0	0- 0	0- 0	NEUTRAL	0- 0	0- 0	0- 0				
3- 8	0- 0	0- 0	CONFERENCE	0- 0	1- 1	2- 7				
3- 2	0- 0	0- 0	HOME	0- 0	1- 0	2- 2				
0- 5	0- 0	0- 0	AWAY	0- 0	0- 1	0- 4				
0- 1	0- 0	0- 0	NEUTRAL	0- 0	0- 0	0- 1				

RPI 1-25				RPI 26-50				RPI 51-100				RPI 101+ Team's RPI: 269			
RPI	S	Opponent	Score	RPI	S	Opponent	Score	RPI	S	Opponent	Score	RPI	S	Opponent	Score
16	A	Baylor	73 113	38	H	San Diego	60 88					101	A	Sacramento St.	99 103
												119	A	Colorado St.	60 101
												136	H	Wyoming	74 68
												145	H	San Francisco	98 79
												154	A	UC Davis	61 95
												164	H	Fresno St.	68 66
												167	A	Nevada	74 101
												181	A	San Diego St.	65 88
												188	H	Utah St.	65 78
												206	H	Boise St.	69 90
												225	A	UNLV	76 90
												237	H	Georgia St.	95 81
												248	A	Santa Clara	97 93
												249	A	New Mexico	68 80
												249	N	New Mexico	73 76
												274	H	Evansville	90 84
												299	H	UC Riverside	74 105
												319	H	UMKC	81 76
												340	H	Air Force	79 70
LAST 12 Division I GAMES:															
164	H	Fresno St.	68 66	340	H	Air Force	79 70								
249	N	New Mexico	73 76	249	A	New Mexico	68 80								
225	A	UNLV	76 90	119	A	Colorado St.	60 101								
206	H	Boise St.	69 90	188	H	Utah St.	65 78								
181	A	San Diego St.	65 88	167	A	Nevada	74 101								
136	H	Wyoming	74 68	319	H	UMKC	81 76								

Non-Div I Games: San Fran. St. 100 78

San Jose St.

Average RPI Win:	254	WON-LOST	WINNING	LAST 10	STRENGTH OF	OPP. STRENGTH	TEAM	ADJ.	CONF.	ADJ CONF.
Average RPI Loss:	149	RECORD	PCT. RANK	GAMES	SCHEDULE	OF SCHEDULE	RPI	RPI	RPI	RPI
DIV. I ONLY	5- 17	305	2- 8	152	206	270	270	18	18	
DIV. I NON-CONF.	3- 8	269	0- 1	152	200	247	247	17	17	
TOTALS	RPI 1-25	RPI 26-50	W-L RECORDS	RPI 51-100	RPI 101-150	RPI 150+				
5- 17	0- 1	0- 1	OVERALL	0- 3	1- 5	4- 7				
2- 7	0- 0	0- 1	HOME	0- 2	1- 2	1- 2				
2- 10	0- 1	0- 0	AWAY	0- 1	0- 3	2- 5				
1- 0	0- 0	0- 0	NEUTRAL	0- 0	0- 0	1- 0				
3- 8	0- 1	0- 1	NON-CONFERENCE	0- 1	1- 2	2- 3				
1- 4	0- 0	0- 1	HOME	0- 1	1- 0	0- 2				
1- 4	0- 1	0- 0	AWAY	0- 0	0- 2	1- 1				
1- 0	0- 0	0- 0	NEUTRAL	0- 0	0- 0	1- 0				
2- 9	0- 0	0- 0	CONFERENCE	0- 2	0- 3	2- 4				
1- 3	0- 0	0- 0	HOME	0- 1	0- 2	1- 0				
1- 6	0- 0	0- 0	AWAY	0- 1	0- 1	1- 4				
0- 0	0- 0	0- 0	NEUTRAL	0- 0	0- 0	0- 0				

RPI 1-25				RPI 26-50				RPI 51-100				RPI 101+				Team's RPI: 270
RPI	S	Opponent	Score	RPI	S	Opponent	Score	RPI	S	Opponent	Score	RPI	S	Opponent	Score	
21	A	Kentucky	77 117	35	H	DePaul	67 91	71	A	Wichita St.	54 67	102	A	Wright St.	71 87	
								71	H	Wichita St.	72 74	109	A	Missouri	55 126	
								86	H	South Fla.	63 87	129	H	Indiana St.	67 80	
												143	A	Missouri St.	72 78	
												143	H	Missouri St.	56 85	
												148	H	Illinois	98 92	
												175	A	UNI	65 78	
												176	H	Stony Brook	79 83	
												195	A	Drake	77 97	
												205	A	Loyola Chicago	63 73	
												219	H	Illinois St.	64 62	
												238	A	Northern Ill.	60 63	
												274	A	Evansville	77 76	
												308	H	Eastern Ill.	67 71	
												312	A	Southeast Mo. St.	72 68	
												318	N	Lipscomb	87 85	
												334	A	Southern Ill.	96 100	
LAST 12 Division I GAMES:																
143	A	Missouri St.	72 78	205	A	Loyola Chicago	63 73									
71	A	Wichita St.	54 67	71	H	Wichita St.	72 74									
219	H	Illinois St.	64 62	143	H	Missouri St.	56 85									
129	H	Indiana St.	67 80	274	A	Evansville	77 76									
195	A	Drake	77 97	334	A	Southern Ill.	96 100									
175	A	UNI	65 78	35	H	DePaul	67 91									

Non-Div I Games:

Bradley

Average RPI Win:	278	WON-LOST	WINNING	LAST 10	STRENGTH OF	OPP. STRENGTH	TEAM	ADJ.	CONF.	ADJ CONF.
Average RPI Loss:	172	RECORD	PCT. RANK	GAMES	SCHEDULE	OF SCHEDULE	RPI	RPI	RPI	RPI
DIV. I ONLY	8- 13	240	3- 7	304	199	271	271	24	24	
DIV. I NON-CONF.	5- 7	198	0- 2	183	247	188	188	25	25	
TOTALS	RPI 1-25	RPI 26-50	W-L RECORDS	RPI 51-100	RPI 101-150	RPI 150+				
8- 13	0- 1	0- 1	OVERALL	0- 2	0- 1	8- 8				
4- 5	0- 0	0- 0	HOME	0- 1	0- 0	4- 4				
4- 8	0- 1	0- 1	AWAY	0- 1	0- 1	4- 4				
0- 0	0- 0	0- 0	NEUTRAL	0- 0	0- 0	0- 0				
5- 7	0- 1	0- 1	NON-CONFERENCE	0- 1	0- 1	5- 3				
2- 2	0- 0	0- 0	HOME	0- 0	0- 0	2- 2				
3- 5	0- 1	0- 1	AWAY	0- 1	0- 1	3- 1				
0- 0	0- 0	0- 0	NEUTRAL	0- 0	0- 0	0- 0				
3- 6	0- 0	0- 0	CONFERENCE	0- 1	0- 0	3- 5				
2- 3	0- 0	0- 0	HOME	0- 1	0- 0	2- 2				
1- 3	0- 0	0- 0	AWAY	0- 0	0- 0	1- 3				
0- 0	0- 0	0- 0	NEUTRAL	0- 0	0- 0	0- 0				

RPI 1-25				RPI 26-50				RPI 51-100				RPI 101+ Team's RPI: 271			
RPI	S	Opponent	Score	RPI	S	Opponent	Score	RPI	S	Opponent	Score	RPI	S	Opponent	Score
8	A	South Carolina	27 79	47	A	Ohio St.	47 65	86	A	South Fla.	35 93	116	A	Winthrop	46 68
								99	H	N.C. A&T	47 59	153	H	Coppin St.	58 67
												172	A	Old Dominion	44 68
												184	A	Florida A&M	71 64
												196	H	Campbell	45 56
												243	H	Gardner-Webb	89 58
												251	H	Coastal Caro.	55 66
												252	A	Howard	61 66
												266	A	Bethune-Cookman	52 67
												266	H	Bethune-Cookman	60 66
												273	A	UNC Asheville	76 65
												275	H	Western Caro.	73 69
												288	H	Delaware St.	75 61
												309	A	Presbyterian	55 44
												315	H	Morgan St.	50 48
												329	A	UMES	57 72
												336	A	Wofford	53 44
LAST 12 Division I GAMES:															
266	H	Bethune-Cookman	60 66	288	H	Delaware St.	75 61								
329	A	UMES	57 72	266	A	Bethune-Cookman	52 67								
252	A	Howard	61 66	184	A	Florida A&M	71 64								
315	H	Morgan St.	50 48	116	A	Winthrop	46 68								
153	H	Coppin St.	58 67	172	A	Old Dominion	44 68								
99	H	N.C. A&T	47 59	47	A	Ohio St.	47 65								

Non-Div I Games: Bluefield St. 53 54

N.C. Central

Loss, Non-Conf, S Site, H Home A Away N Neutral

Average RPI Win:	315	WON-LOST	WINNING	LAST 10	STRENGTH OF	OPP. STRENGTH	TEAM	ADJ.	CONF.	ADJ CONF.
Average RPI Loss:	154	RECORD	PCT. RANK	GAMES	SCHEDULE	OF SCHEDULE	RPI	RPI	RPI	RPI
DIV. I ONLY	6- 13	273	5- 5	296	259	272	272	32	32	
DIV. I NON-CONF.	1- 8	318	0- 1	160	11	242	242	32	32	
TOTALS	RPI 1-25	RPI 26-50	W-L RECORDS	RPI 51-100	RPI 101-150	RPI 150+				
6- 13	0- 2	0- 1	OVERALL	0- 2	0- 1	6- 7				
2- 3	0- 0	0- 0	HOME	0- 0	0- 0	2- 3				
4- 10	0- 2	0- 1	AWAY	0- 2	0- 1	4- 4				
0- 0	0- 0	0- 0	NEUTRAL	0- 0	0- 0	0- 0				
1- 8	0- 2	0- 1	NON-CONFERENCE	0- 2	0- 1	1- 2				
0- 0	0- 0	0- 0	HOME	0- 0	0- 0	0- 0				
1- 8	0- 2	0- 1	AWAY	0- 2	0- 1	1- 2				
0- 0	0- 0	0- 0	NEUTRAL	0- 0	0- 0	0- 0				
5- 5	0- 0	0- 0	CONFERENCE	0- 0	0- 0	5- 5				
2- 3	0- 0	0- 0	HOME	0- 0	0- 0	2- 3				
3- 2	0- 0	0- 0	AWAY	0- 0	0- 0	3- 2				
0- 0	0- 0	0- 0	NEUTRAL	0- 0	0- 0	0- 0				

RPI 1-25				RPI 26-50				RPI 51-100				RPI 101+ Team's RPI: 272			
RPI	S	Opponent	Score	RPI	S	Opponent	Score	RPI	S	Opponent	Score	RPI	S	Opponent	Score
16	A	Baylor	55 110	50	A	Southern Miss.	51 76	70	A	SMU	65 87	113	A	Kansas St.	50 83
21	A	Kentucky	46 109					88	A	TCU	64 95	192	A	Southern U.	92 100
												192	H	Southern U.	72 74
												193	H	Texas Southern	63 77
												212	A	Stephen F. Austin	55 92
												231	A	Texas Tech	68 86
												276	A	Mississippi Val.	67 59
												277	H	Prairie View	61 72
												280	A	Jackson St.	79 68
												311	A	Alcorn	77 72
												333	H	Alabama St.	66 63
												343	A	New Orleans	76 52
												345	A	Ark.-Pine Bluff	58 64
												347	H	Alabama A&M	90 77
LAST 12 Division I GAMES:															
192	H	Southern U.	72 74	311	A	Alcorn	77 72								
276	A	Mississippi Val.	67 59	192	A	Southern U.	92 100								
345	A	Ark.-Pine Bluff	58 64	347	H	Alabama A&M	90 77								
280	A	Jackson St.	79 68	333	H	Alabama St.	66 63								
277	H	Prairie View	61 72	21	A	Kentucky	46 109								
193	H	Texas Southern	63 77	50	A	Southern Miss.	51 76								

Non-Div I Games: Texas Col. 92 60 Philander Smith 70 64

Grambling

Loss, Non-Conf, S Site, H Home A Away N Neutral

UNC Asheville

Through Games Of Feb. 9, 2014

Average RPI Win:	270	WON-LOST	WINNING	LAST 10	STRENGTH OF	OPP. STRENGTH	TEAM	ADJ.	CONF.	ADJ CONF.
Average RPI Loss:	197	RECORD	PCT. RANK	GAMES	SCHEDULE	OF SCHEDULE	RPI	RPI	RPI	RPI
DIV. I ONLY	8- 14	252	4- 6	232	343	273	273	28	28	
DIV. I NON-CONF.	2- 6	280	0- 0	136	345	293	293	30	30	
TOTALS	RPI 1-25	RPI 26-50	W-L RECORDS	RPI 51-100	RPI 101-150	RPI 150+				
8- 14	0- 1	0- 0	OVERALL	0- 1	0- 4	8- 8				
5- 6	0- 0	0- 0	HOME	0- 1	0- 3	5- 2				
3- 8	0- 1	0- 0	AWAY	0- 0	0- 1	3- 6				
0- 0	0- 0	0- 0	NEUTRAL	0- 0	0- 0	0- 0				
2- 6	0- 1	0- 0	NON-CONFERENCE	0- 1	0- 1	2- 3				
2- 3	0- 0	0- 0	HOME	0- 1	0- 1	2- 1				
0- 3	0- 1	0- 0	AWAY	0- 0	0- 0	0- 2				
0- 0	0- 0	0- 0	NEUTRAL	0- 0	0- 0	0- 0				
6- 8	0- 0	0- 0	CONFERENCE	0- 0	0- 3	6- 5				
3- 3	0- 0	0- 0	HOME	0- 0	0- 2	3- 1				
3- 5	0- 0	0- 0	AWAY	0- 0	0- 1	3- 4				
0- 0	0- 0	0- 0	NEUTRAL	0- 0	0- 0	0- 0				

RPI 1-25				RPI 26-50				RPI 51-100				RPI 101+ Team's RPI: 273			
RPI	S	Opponent	Score	RPI	S	Opponent	Score	RPI	S	Opponent	Score	RPI	S	Opponent	Score
15	A	Vanderbilt	57 83					99	H	N.C. A&T	57 83	116	A	Winthrop	55 62
												116	H	Winthrop	49 68
												144	H	High Point	66 71
												147	H	USC Upstate	66 67
												161	H	Liberty	83 80
												168	H	Furman	68 65
												196	A	Campbell	59 67
												243	A	Gardner-Webb	53 76
												243	H	Gardner-Webb	47 53
												247	H	Eastern Ky.	71 63
												251	A	Coastal Caro.	65 75
												271	H	N.C. Central	65 76
												275	A	Western Caro.	51 62
												306	A	Charleston So.	61 46
												306	H	Charleston So.	73 48
												309	A	Presbyterian	41 55
												309	H	Presbyterian	54 47
												327	A	Longwood	69 65
												335	A	Radford	68 61
												336	A	Wofford	55 67
LAST 12 Division I GAMES:															
116	A	Winthrop	55 62	144	H	High Point	66 71								
243	A	Gardner-Webb	53 76	335	A	Radford	68 61								
309	A	Presbyterian	41 55	327	A	Longwood	69 65								
306	H	Charleston So.	73 48	116	H	Winthrop	49 68								
251	A	Coastal Caro.	65 75	309	H	Presbyterian	54 47								
161	H	Liberty	83 80	243	H	Gardner-Webb	47 53								

Non-Div I Games: Bluefield Col. 75 71

UNC Asheville

Loss, Non-Conf, S Site, H Home A Away N Neutral

EVANSVILLE				Through Games Of Feb. 9, 1911						
Average RPI Win:	212	WON-LOST	WINNING	LAST 10	STRENGTH OF	OPP. STRENGTH	TEAM	ADJ.	CONF.	ADJ CONF.
Average RPI Loss:	200	RECORD	PCT. RANK	GAMES	SCHEDULE	OF SCHEDULE	RPI	RPI	RPI	RPI
DIV. I ONLY	8- 14	252	2- 8	255	265	274	274	18	18	
DIV. I NON-CONF.	5- 6	173	1- 0	266	319	228	228	17	17	
TOTALS	RPI 1-25	RPI 26-50	W-L RECORDS	RPI 51-100	RPI 101-150	RPI 150+				
8- 14	0- 0	0- 0	OVERALL	0- 2	0- 3	8- 9				
6- 5	0- 0	0- 0	HOME	0- 0	0- 1	6- 4				
2- 9	0- 0	0- 0	AWAY	0- 2	0- 2	2- 5				
0- 0	0- 0	0- 0	NEUTRAL	0- 0	0- 0	0- 0				
5- 6	0- 0	0- 0	NON-CONFERENCE	0- 1	0- 1	5- 4				
4- 1	0- 0	0- 0	HOME	0- 0	0- 0	4- 1				
1- 5	0- 0	0- 0	AWAY	0- 1	0- 1	1- 3				
0- 0	0- 0	0- 0	NEUTRAL	0- 0	0- 0	0- 0				
3- 8	0- 0	0- 0	CONFERENCE	0- 1	0- 2	3- 5				
2- 4	0- 0	0- 0	HOME	0- 0	0- 1	2- 3				
1- 4	0- 0	0- 0	AWAY	0- 1	0- 1	1- 2				
0- 0	0- 0	0- 0	NEUTRAL	0- 0	0- 0	0- 0				

RPI 1-25				RPI 26-50				RPI 51-100				RPI 101+				Team's RPI: 274	
RPI	S	Opponent	Score	RPI	S	Opponent	Score	RPI	S	Opponent	Score	RPI	S	Opponent	Score		
								71	A	Wichita St.	48	66	109	A	Missouri	43	78
								95	A	UT Martin	77	93	129	H	Indiana St.	46	67
													143	A	Missouri St.	70	87
													165	H	Ball St.	80	69
													175	A	UNI	56	64
													175	H	UNI	59	50
													194	H	Toledo	90	80
													195	A	Drake	71	67
													195	H	Drake	57	72
													201	H	IPFW	80	67
													205	H	Loyola Chicago	75	57
													215	A	Saint Louis	49	50
													219	H	Illinois St.	54	78
													254	A	Austin Peay	65	50
													264	A	Troy	86	94
													269	A	San Jose St.	84	90
													270	H	Bradley	76	77
													308	H	Eastern Ill.	81	46
													313	H	Murray St.	50	62
													334	A	Southern Ill.	57	66
LAST 12 Division I GAMES:																	
				175	H	UNI	59	50	129	H	Indiana St.	46	67				
				195	H	Drake	57	72	195	A	Drake	71	67				
				71	A	Wichita St.	48	66	175	A	UNI	56	64				
				143	A	Missouri St.	70	87	270	H	Bradley	76	77				
				334	A	Southern Ill.	57	66	205	H	Loyola Chicago	75	57				
				219	H	Illinois St.	54	78	194	H	Toledo	90	80				

Non-Div I Games:

Evansville

Loss, Non-Conf, S Site, H Home A Away N Neutral

Average RPI Win:	278	WON-LOST	WINNING	LAST 10	STRENGTH OF	OPP. STRENGTH	TEAM	ADJ.	CONF.	ADJ CONF.
Average RPI Loss:	207	RECORD	PCT. RANK	GAMES	SCHEDULE	OF SCHEDULE	RPI	RPI	RPI	RPI
DIV. I ONLY	11- 12	174	4- 6	338	288	275	275	23	23	
DIV. I NON-CONF.	6- 5	136	1- 0	330	280	232	232	22	22	
TOTALS	RPI 1-25	RPI 26-50	W-L RECORDS	RPI 51-100	RPI 101-150	RPI 150+				
11- 12	0- 0	0- 2	OVERALL	0- 0	0- 1	11- 9				
7- 3	0- 0	0- 1	HOME	0- 0	0- 1	7- 1				
3- 8	0- 0	0- 1	AWAY	0- 0	0- 0	3- 7				
1- 1	0- 0	0- 0	NEUTRAL	0- 0	0- 0	1- 1				
6- 5	0- 0	0- 1	NON-CONFERENCE	0- 0	0- 0	6- 4				
4- 0	0- 0	0- 0	HOME	0- 0	0- 0	4- 0				
1- 4	0- 0	0- 1	AWAY	0- 0	0- 0	1- 3				
1- 1	0- 0	0- 0	NEUTRAL	0- 0	0- 0	1- 1				
5- 7	0- 0	0- 1	CONFERENCE	0- 0	0- 1	5- 5				
3- 3	0- 0	0- 1	HOME	0- 0	0- 1	3- 1				
2- 4	0- 0	0- 0	AWAY	0- 0	0- 0	2- 4				
0- 0	0- 0	0- 0	NEUTRAL	0- 0	0- 0	0- 0				

RPI 1-25				RPI 26-50				RPI 51-100				RPI 101+				Team's RPI: 275	
RPI	S	Opponent	Score	RPI	S	Opponent	Score	RPI	S	Opponent	Score	RPI	S	Opponent	Score		
				40	A	Georgia Tech	47 87					135	H	Davidson	65 69		
				49	H	Chattanooga	57 77					168	A	Furman	69 76		
												168	H	Furman	65 54		
												196	A	Campbell	60 73		
												204	A	Elon	52 67		
												233	A	Mercer	64 67		
												237	H	Georgia St.	74 61		
												241	A	Appalachian St.	71 63		
												249	N	New Mexico	37 56		
												268	H	East Tenn. St.	58 56		
												271	A	N.C. Central	69 73		
												273	H	UNC Asheville	62 51		
												298	A	Samford	49 54		
												298	H	Samford	54 50		
												303	A	UNC Greensboro	60 49		
												304	H	Ga. Southern	56 63		
												306	H	Charleston So.	56 47		
												309	A	Presbyterian	42 38		
												315	N	Morgan St.	82 56		
LAST 12 Division I GAMES:																	
				298	A	Samford	49 54					303	A	UNC Greensboro	60 49		
				336	H	Wofford	66 47					298	H	Samford	54 50		
				168	H	Furman	65 54					49	H	Chattanooga	57 77		
				135	H	Davidson	65 69					168	A	Furman	69 76		
				304	H	Ga. Southern	56 63					336	A	Wofford	58 61		
				204	A	Elon	52 67					315	N	Morgan St.	82 56		

Non-Div I Games:

Western Caro.

■ Loss,
■ Non-Conf,
■ S Site,
■ H Home
■ A Away
N Neutral

Average RPI Win:	319	WON-LOST	WINNING	LAST 10	STRENGTH OF	OPP. STRENGTH	TEAM	ADJ.	CONF.	ADJ CONF.
Average RPI Loss:	159	RECORD	PCT. RANK	GAMES	SCHEDULE	OF SCHEDULE	RPI	RPI	RPI	RPI
DIV. I ONLY	6- 15	286	5- 5	265	286	276	276	32	32	
DIV. I NON-CONF.	1- 10	331	0- 2	86	69	260	260	32	32	
TOTALS	RPI 1-25	RPI 26-50	W-L RECORDS	RPI 51-100	RPI 101-150	RPI 150+				
6- 15	0- 0	0- 2	OVERALL	0- 3	0- 3	6- 7				
2- 3	0- 0	0- 0	HOME	0- 0	0- 0	2- 3				
3- 11	0- 0	0- 1	AWAY	0- 3	0- 3	3- 4				
1- 1	0- 0	0- 1	NEUTRAL	0- 0	0- 0	1- 0				
1- 10	0- 0	0- 2	NON-CONFERENCE	0- 3	0- 3	1- 2				
0- 0	0- 0	0- 0	HOME	0- 0	0- 0	0- 0				
0- 9	0- 0	0- 1	AWAY	0- 3	0- 3	0- 2				
1- 1	0- 0	0- 1	NEUTRAL	0- 0	0- 0	1- 0				
5- 5	0- 0	0- 0	CONFERENCE	0- 0	0- 0	5- 5				
2- 3	0- 0	0- 0	HOME	0- 0	0- 0	2- 3				
3- 2	0- 0	0- 0	AWAY	0- 0	0- 0	3- 2				
0- 0	0- 0	0- 0	NEUTRAL	0- 0	0- 0	0- 0				

RPI S	Opponent	Score	RPI S	Opponent	Score	RPI S	Opponent	Score	RPI S	Opponent	Score	Team's RPI: 276
32 N	Villanova	53 87	70 A	SMU	52 91	131 A	Memphis	51 62				
50 A	Southern Miss.	61 76	74 A	Arkansas	54 100	140 A	Ole Miss	60 72				
			89 A	Mississippi St.	58 98	148 A	Illinois	70 93				
						192 H	Southern U.	67 76				
						193 A	Texas Southern	55 65				
						194 A	Toledo	48 95				
						238 A	Northern Ill.	60 79				
						247 N	Eastern Ky.	68 58				
						272 H	Grambling	59 67				
						277 A	Prairie View	59 77				
						280 H	Jackson St.	56 63				
						311 A	Alcorn	70 55				
						333 A	Alabama St.	56 54				
						333 H	Alabama St.	55 46				
						345 H	Ark.-Pine Bluff	60 49				
						347 A	Alabama A&M	83 77				
LAST 12 Division I GAMES:												
333 H	Alabama St.	55 46	311 A	Alcorn	70 55							
272 H	Grambling	59 67	347 A	Alabama A&M	83 77							
280 H	Jackson St.	56 63	333 A	Alabama St.	56 54							
277 A	Prairie View	59 77	345 H	Ark.-Pine Bluff	60 49							
193 A	Texas Southern	55 65	89 A	Mississippi St.	58 98							
192 H	Southern U.	67 76	74 A	Arkansas	54 100							

Non-Div I Games:

Mississippi Val.

■ Loss,
 ■ Non-Conf,
 ■ S Site,
 ■ Home
 ■ A Away
 N Neutral

Average RPI Win:	314	WON-LOST	WINNING	LAST 10	STRENGTH OF	OPP. STRENGTH	TEAM	ADJ.	CONF.	ADJ CONF.
Average RPI Loss:	140	RECORD	PCT. RANK	GAMES	SCHEDULE	OF SCHEDULE	RPI	RPI	RPI	RPI
DIV. I ONLY	6- 14	281	6- 4	262	241	277	277	32	32	
DIV. I NON-CONF.	0- 10	338	0- 2	97	22	300	300	32	32	
TOTALS	RPI 1-25	RPI 26-50	W-L RECORDS	RPI 51-100	RPI 101-150	RPI 150+				
6- 14	0- 1	0- 3	OVERALL	0- 1	0- 1	6- 8				
3- 3	0- 0	0- 0	HOME	0- 0	0- 0	3- 3				
3- 8	0- 1	0- 2	AWAY	0- 1	0- 0	3- 4				
0- 3	0- 0	0- 1	NEUTRAL	0- 0	0- 1	0- 1				
0- 10	0- 1	0- 3	NON-CONFERENCE	0- 1	0- 1	0- 4				
0- 1	0- 0	0- 0	HOME	0- 0	0- 0	0- 1				
0- 6	0- 1	0- 2	AWAY	0- 1	0- 0	0- 2				
0- 3	0- 0	0- 1	NEUTRAL	0- 0	0- 1	0- 1				
6- 4	0- 0	0- 0	CONFERENCE	0- 0	0- 0	6- 4				
3- 2	0- 0	0- 0	HOME	0- 0	0- 0	3- 2				
3- 2	0- 0	0- 0	AWAY	0- 0	0- 0	3- 2				
0- 0	0- 0	0- 0	NEUTRAL	0- 0	0- 0	0- 0				

RPI 1-25				RPI 26-50				RPI 51-100				RPI 101+ Team's RPI: 277			
RPI	S	Opponent	Score	RPI	S	Opponent	Score	RPI	S	Opponent	Score	RPI	S	Opponent	Score
13	A	Texas A&M	27 76	29	A	Florida St.	37 88	88	A	TCU	47 76	110	N	Drexel	45 53
				31	A	Central Mich.	66 90					155	H	Rice	63 77
				44	N	James Madison	50 79					158	A	FIU	52 77
												192	H	Southern U.	74 88
												193	A	Texas Southern	59 63
												193	H	Texas Southern	70 74
												212	N	Stephen F. Austin	70 76
												256	A	Houston	46 74
												272	A	Grambling	72 61
												276	H	Mississippi Val.	77 59
												280	A	Jackson St.	82 83
												311	H	Alcorn	71 68
												333	A	Alabama St.	58 47
												345	H	Ark.-Pine Bluff	75 62
												347	A	Alabama A&M	68 60
LAST 12 Division I GAMES:															
193	H	Texas Southern	70 74	280	A	Jackson St.	82 83								
347	A	Alabama A&M	68 60	193	A	Texas Southern	59 63								
333	A	Alabama St.	58 47	311	H	Alcorn	71 68								
276	H	Mississippi Val.	77 59	192	H	Southern U.	74 88								
345	H	Ark.-Pine Bluff	75 62	88	A	TCU	47 76								
272	A	Grambling	72 61	31	A	Central Mich.	66 90								

Non-Div I Games:

Prairie View

Loss, Non-Conf, S Site, H Home A Away N Neutral

William & Mary

Through Games Of Feb. 9, 2014

Average RPI Win:	236	WON-LOST	WINNING	LAST 10	STRENGTH OF	OPP. STRENGTH	TEAM	ADJ.	CONF.	ADJ CONF.
Average RPI Loss:	140	RECORD	PCT. RANK	GAMES	SCHEDULE	OF SCHEDULE	RPI	RPI	RPI	RPI
DIV. I ONLY	5- 16	302	2- 8	145	192	278	278	12	12	
DIV. I NON-CONF.	3- 9	280	1- 2	126	284	262	262	10	10	
TOTALS	RPI 1-25	RPI 26-50	W-L RECORDS	RPI 51-100	RPI 101-150	RPI 150+				
5- 16	0- 0	0- 2	OVERALL	0- 3	1- 6	4- 5				
3- 7	0- 0	0- 1	HOME	0- 1	1- 3	2- 2				
0- 8	0- 0	0- 1	AWAY	0- 1	0- 3	0- 3				
2- 1	0- 0	0- 0	NEUTRAL	0- 1	0- 0	2- 0				
3- 9	0- 0	0- 1	NON-CONFERENCE	0- 3	0- 2	3- 3				
1- 4	0- 0	0- 0	HOME	0- 1	0- 1	1- 2				
0- 4	0- 0	0- 1	AWAY	0- 1	0- 1	0- 1				
2- 1	0- 0	0- 0	NEUTRAL	0- 1	0- 0	2- 0				
2- 7	0- 0	0- 1	CONFERENCE	0- 0	1- 4	1- 2				
2- 3	0- 0	0- 1	HOME	0- 0	1- 2	1- 0				
0- 4	0- 0	0- 0	AWAY	0- 0	0- 2	0- 2				
0- 0	0- 0	0- 0	NEUTRAL	0- 0	0- 0	0- 0				

RPI S	Opponent	Score	RPI S	Opponent	Score	RPI S	Opponent	Score	RPI S	Opponent	Score	Team's RPI: 278
44	H James Madison	48 72	62	A East Carolina	57 69	110	A Drexel	42 66				
48	A Iowa St.	65 85	97	N Green Bay	44 90	110	H Drexel	49 89				
			99	H N.C. A&T	58 60	116	A Winthrop	71 84				
						125	H Delaware	39 57				
						144	H High Point	60 61				
						149	A Col. of Charleston	65 101				
						149	H Col. of Charleston	81 76				
						159	A Hofstra	56 66				
						172	H Old Dominion	49 60				
						191	H La Salle	59 73				
						197	H Towson	69 60				
						215	N Saint Louis	66 56				
						283	N Massachusetts	96 88				
						289	A UNC Wilmington	59 60				
						327	A Longwood	52 59				
						335	H Radford	67 53				
LAST 12 Division I GAMES:												
159	A Hofstra	56 66	110	H Drexel	49 89							
44	H James Madison	48 72	149	A Col. of Charleston	65 101							
149	H Col. of Charleston	81 76	125	H Delaware	39 57							
110	A Drexel	42 66	99	H N.C. A&T	58 60							
197	H Towson	69 60	48	A Iowa St.	65 85							
289	A UNC Wilmington	59 60	215	N Saint Louis	66 56							

Non-Div I Games:

William & Mary

■ Loss,
 ■ Non-Conf,
 ■ S Site,
 ■ H Home
 ■ A Away
 N Neutral

Average RPI Win:	275	WON-LOST	WINNING	LAST 10	STRENGTH OF	OPP. STRENGTH	TEAM	ADJ.	CONF.	ADJ CONF.
Average RPI Loss:	171	RECORD	PCT. RANK	GAMES	SCHEDULE	OF SCHEDULE	RPI	RPI	RPI	RPI
DIV. I ONLY	7- 14	261	4- 6	258	257	279	279	26	26	
DIV. I NON-CONF.	3- 8	269	0- 2	191	160	281	281	26	26	
TOTALS	RPI 1-25	RPI 26-50	W-L RECORDS	RPI 51-100	RPI 101-150	RPI 150+				
7- 14	0- 0	0- 1	OVERALL	0- 2	0- 4	7- 7				
4- 5	0- 0	0- 0	HOME	0- 0	0- 2	4- 3				
3- 6	0- 0	0- 0	AWAY	0- 1	0- 1	3- 4				
0- 3	0- 0	0- 1	NEUTRAL	0- 1	0- 1	0- 0				
3- 8	0- 0	0- 1	NON-CONFERENCE	0- 2	0- 2	3- 3				
3- 1	0- 0	0- 0	HOME	0- 0	0- 0	3- 1				
0- 4	0- 0	0- 0	AWAY	0- 1	0- 1	0- 2				
0- 3	0- 0	0- 1	NEUTRAL	0- 1	0- 1	0- 0				
4- 6	0- 0	0- 0	CONFERENCE	0- 0	0- 2	4- 4				
1- 4	0- 0	0- 0	HOME	0- 0	0- 2	1- 2				
3- 2	0- 0	0- 0	AWAY	0- 0	0- 0	3- 2				
0- 0	0- 0	0- 0	NEUTRAL	0- 0	0- 0	0- 0				

RPI 1-25				RPI 26-50				RPI 51-100				RPI 101+				Team's RPI: 279	
RPI	S	Opponent	Score	RPI	S	Opponent	Score	RPI	S	Opponent	Score	RPI	S	Opponent	Score		
				35	N	DePaul	57 79	88	A	TCU	47 86	114	H	Arkansas St.	68 80		
								92	N	Washington	77 81	123	N	Pittsburgh	61 76		
												140	A	Ole Miss	72 78		
												142	H	Western Ky.	73 77		
												156	H	Grand Canyon	72 82		
												211	A	McNeese St.	63 78		
												212	H	Stephen F. Austin	85 83		
												216	A	Central Ark.	56 63		
												228	A	Texas St.	70 75		
												228	H	Texas St.	78 52		
												237	H	Georgia St.	66 77		
												259	H	Southeastern La.	87 77		
												264	A	Troy	83 72		
												294	A	South Ala.	70 72		
												311	H	Alcorn	92 54		
												320	A	La.-Lafayette	66 59		
												320	H	La.-Lafayette	49 68		
												330	A	Texas-Arlington	84 67		
LAST 12 Division I GAMES:																	
				228	A	Texas St.	70 75			264	A	Troy	83 72				
				320	A	La.-Lafayette	66 59			228	H	Texas St.	78 52				
				114	H	Arkansas St.	68 80			330	A	Texas-Arlington	84 67				
				237	H	Georgia St.	66 77			320	H	La.-Lafayette	49 68				
				142	H	Western Ky.	73 77			35	N	DePaul	57 79				
				294	A	South Ala.	70 72			123	N	Pittsburgh	61 76				

Non-Div I Games: Louisiana Col. 92 52

La.-Monroe

Average RPI Win:	310	WON-LOST	WINNING	LAST 10	STRENGTH OF	OPP. STRENGTH	TEAM	ADJ.	CONF.	ADJ CONF.
Average RPI Loss:	173	RECORD	PCT. RANK	GAMES	SCHEDULE	OF SCHEDULE	RPI	RPI	RPI	RPI
DIV. I ONLY	9- 11	204	7- 3	327	327	280	280	32	32	
DIV. I NON-CONF.	2- 8	295	0- 2	232	228	308	308	32	32	
TOTALS	RPI 1-25	RPI 26-50	W-L RECORDS	RPI 51-100	RPI 101-150	RPI 150+				
9- 11	0- 1	0- 0	OVERALL	0- 1	0- 3	9- 6				
6- 3	0- 0	0- 0	HOME	0- 0	0- 0	6- 3				
3- 8	0- 1	0- 0	AWAY	0- 1	0- 3	3- 3				
0- 0	0- 0	0- 0	NEUTRAL	0- 0	0- 0	0- 0				
2- 8	0- 1	0- 0	NON-CONFERENCE	0- 1	0- 3	2- 3				
2- 1	0- 0	0- 0	HOME	0- 0	0- 0	2- 1				
0- 7	0- 1	0- 0	AWAY	0- 1	0- 3	0- 2				
0- 0	0- 0	0- 0	NEUTRAL	0- 0	0- 0	0- 0				
7- 3	0- 0	0- 0	CONFERENCE	0- 0	0- 0	7- 3				
4- 2	0- 0	0- 0	HOME	0- 0	0- 0	4- 2				
3- 1	0- 0	0- 0	AWAY	0- 0	0- 0	3- 1				
0- 0	0- 0	0- 0	NEUTRAL	0- 0	0- 0	0- 0				

RPI 1-25				RPI 26-50				RPI 51-100				RPI 101+ Team's RPI: 280			
RPI	S	Opponent	Score	RPI	S	Opponent	Score	RPI	S	Opponent	Score	RPI	S	Opponent	Score
5	A	LSU	45 72					89	A	Mississippi St.	42 81	108	A	George Washington	73 101
												131	A	Memphis	64 77
												142	A	Western Ky.	48 83
												192	A	Southern U.	59 69
												193	H	Texas Southern	48 73
												202	A	Northwestern St.	52 71
												244	H	Houston Baptist	74 50
												252	A	Howard	63 83
												272	H	Grambling	68 79
												276	A	Mississippi Val.	63 56
												277	H	Prairie View	83 82
												311	A	Alcorn	64 52
												311	H	Alcorn	64 52
												320	H	La.-Lafayette	64 81
												333	H	Alabama St.	71 64
												343	H	New Orleans	72 50
												345	A	Ark.-Pine Bluff	78 69
												347	H	Alabama A&M	77 70
LAST 12 Division I GAMES:															
311	H	Alcorn	64 52	192	A	Southern U.	59 69								
345	A	Ark.-Pine Bluff	78 69	311	A	Alcorn	64 52								
276	A	Mississippi Val.	63 56	333	H	Alabama St.	71 64								
272	H	Grambling	68 79	347	H	Alabama A&M	77 70								
193	H	Texas Southern	48 73	5	A	LSU	45 72								
277	H	Prairie View	83 82	142	A	Western Ky.	48 83								

Non-Div I Games:

Jackson St.

■ Loss,
 ■ Non-Conf,
 ■ S Site,
 ■ H Home
 ■ A Away
 N Neutral

Average RPI Win:	271	WON-LOST	WINNING	LAST 10	STRENGTH OF	OPP. STRENGTH	TEAM	ADJ.	CONF.	ADJ CONF.
Average RPI Loss:	163	RECORD	PCT. RANK	GAMES	SCHEDULE	OF SCHEDULE	RPI	RPI	RPI	RPI
DIV. I ONLY	7- 15	267	4- 6	254	226	281	281	20	20	
DIV. I NON-CONF.	4- 9	255	2- 1	202	251	255	255	19	19	
TOTALS	RPI 1-25	RPI 26-50	W-L RECORDS	RPI 51-100	RPI 101-150	RPI 150+				
7- 15	0- 0	0- 2	OVERALL	1- 1	0- 4	6- 8				
4- 6	0- 0	0- 0	HOME	0- 1	0- 4	4- 1				
3- 8	0- 0	0- 2	AWAY	1- 0	0- 0	2- 6				
0- 1	0- 0	0- 0	NEUTRAL	0- 0	0- 0	0- 1				
4- 9	0- 0	0- 2	NON-CONFERENCE	0- 1	0- 2	4- 4				
2- 4	0- 0	0- 0	HOME	0- 1	0- 2	2- 1				
2- 4	0- 0	0- 2	AWAY	0- 0	0- 0	2- 2				
0- 1	0- 0	0- 0	NEUTRAL	0- 0	0- 0	0- 1				
3- 6	0- 0	0- 0	CONFERENCE	1- 0	0- 2	2- 4				
2- 2	0- 0	0- 0	HOME	0- 0	0- 2	2- 0				
1- 4	0- 0	0- 0	AWAY	1- 0	0- 0	0- 4				
0- 0	0- 0	0- 0	NEUTRAL	0- 0	0- 0	0- 0				

RPI S	Opponent	Score	RPI S	Opponent	Score	RPI S	Opponent	Score	RPI S	Opponent	Score	Team's RPI: 281
37	A Bowling Green	64 87	39	A Indiana	68 87	94	H Wisconsin	60 85	102	H Wright St.	64 69	
						97	A Green Bay	75 64	103	H Marquette	52 71	
									104	H North Dakota	66 78	
									126	H Ill.-Chicago	70 84	
									160	A Cleveland St.	63 73	
									195	A Drake	57 79	
									198	N Lamar	63 75	
									219	H Illinois St.	73 58	
									220	A Oakland	67 80	
									224	A Youngstown St.	71 87	
									249	A New Mexico	58 72	
									262	H Western Ill.	86 99	
									282	A New Mexico St.	84 81	
									302	H North Dakota St.	76 64	
									321	H Valparaiso	85 80	
									338	A Neb. Omaha	68 48	
									339	A Detroit	68 80	
									339	H Detroit	81 69	
LAST 12 Division I GAMES:												
339	A Detroit	68 80	224	A Youngstown St.	71 87							
220	A Oakland	67 80	160	A Cleveland St.	63 73							
321	H Valparaiso	85 80	97	A Green Bay	75 64							
126	H Ill.-Chicago	70 84	338	A Neb. Omaha	68 48							
339	H Detroit	81 69	195	A Drake	57 79							
102	H Wright St.	64 69	219	H Illinois St.	73 58							

Non-Div I Games:

Milwaukee

■ Loss,
 ■ Non-Conf,
 ■ S Site,
 ■ H Home
 ■ A Away
 N Neutral

Average RPI Win:	263	WON-LOST	WINNING	LAST 10	STRENGTH OF	OPP. STRENGTH	TEAM	ADJ.	CONF.	ADJ CONF.
Average RPI Loss:	168	RECORD	PCT. RANK	GAMES	SCHEDULE	OF SCHEDULE	RPI	RPI	RPI	RPI
DIV. I ONLY	7- 15	267	5- 5	223	295	282	282	29	29	
DIV. I NON-CONF.	2- 10	306	0- 2	193	235	310	310	28	28	
TOTALS	RPI 1-25	RPI 26-50	W-L RECORDS	RPI 51-100	RPI 101-150	RPI 150+				
7- 15	0- 0	0- 0	OVERALL	0- 5	0- 0	7- 10				
6- 3	0- 0	0- 0	HOME	0- 2	0- 0	6- 1				
1- 11	0- 0	0- 0	AWAY	0- 3	0- 0	1- 7				
0- 1	0- 0	0- 0	NEUTRAL	0- 0	0- 0	0- 1				
2- 10	0- 0	0- 0	NON-CONFERENCE	0- 3	0- 0	2- 7				
2- 2	0- 0	0- 0	HOME	0- 1	0- 0	2- 1				
0- 7	0- 0	0- 0	AWAY	0- 2	0- 0	0- 5				
0- 1	0- 0	0- 0	NEUTRAL	0- 0	0- 0	0- 1				
5- 5	0- 0	0- 0	CONFERENCE	0- 2	0- 0	5- 3				
4- 1	0- 0	0- 0	HOME	0- 1	0- 0	4- 0				
1- 4	0- 0	0- 0	AWAY	0- 1	0- 0	1- 3				
0- 0	0- 0	0- 0	NEUTRAL	0- 0	0- 0	0- 0				

RPI 1-25			RPI 26-50			RPI 51-100			RPI 101+			Team's RPI: 282
RPI	S	Opponent	Score	RPI	S	Opponent	Score	RPI	S	Opponent	Score	
						51 A UTEP	69 94	152 A Bakersfield			63 86	
						51 H UTEP	61 80	156 H Grand Canyon			66 63	
						79 A Idaho	51 79	171 A UTSA			56 65	
						79 H Idaho	66 75	173 A UC Irvine			52 75	
						82 A Cal Poly	64 72	202 N Northwestern St.			63 73	
								206 H Boise St.			98 68	
								229 A Loyola Marymount			64 81	
								234 A Tex.-Pan American			61 66	
								235 A Seattle			51 61	
								235 H Seattle			86 81	
								238 H Northern Ill.			77 73	
								249 A New Mexico			55 65	
								255 A Cal St. Fullerton			52 63	
								281 H Milwaukee			81 84	
								319 H UMKC			106 77	
								342 A Utah Valley			83 78	
								346 H Chicago St.			82 61	
LAST 12 Division I GAMES:												
235	H	Seattle	86 81	346	H	Chicago St.	82 61					
79	H	Idaho	66 75	79	A	Idaho	51 79					
342	A	Utah Valley	83 78	235	A	Seattle	51 61					
152	A	Bakersfield	63 86	156	H	Grand Canyon	66 63					
234	A	Tex.-Pan American	61 66	171	A	UTSA	56 65					
319	H	UMKC	106 77	202	N	Northwestern St.	63 73					

Non-Div I Games: Eastern N.M. 88 56

New Mexico St.

■ Loss,
 ■ Non-Conf, S Site,
 ■ Home
 ■ Away
 N Neutral

Massachusetts

Through Games Of Feb. 9, 2014

Average RPI Win:	188	WON-LOST	WINNING	LAST 10	STRENGTH OF	OPP. STRENGTH	TEAM	ADJ.	CONF.	ADJ CONF.
Average RPI Loss:	152	RECORD	PCT. RANK	GAMES	SCHEDULE	OF SCHEDULE	RPI	RPI	RPI	RPI
DIV. I ONLY	3- 21	338	0- 10	103	173	283	283	9	9	
DIV. I NON-CONF.	3- 11	292	0- 2	276	211	301	301	9	9	
TOTALS	RPI 1-25	RPI 26-50	W-L RECORDS	RPI 51-100	RPI 101-150	RPI 150+				
3- 21	0- 1	1- 2	OVERALL	0- 4	0- 5	2- 9				
1- 9	0- 1	1- 1	HOME	0- 2	0- 2	0- 3				
2- 10	0- 0	0- 1	AWAY	0- 2	0- 3	2- 4				
0- 2	0- 0	0- 0	NEUTRAL	0- 0	0- 0	0- 2				
3- 11	0- 0	1- 2	NON-CONFERENCE	0- 0	0- 2	2- 7				
1- 4	0- 0	1- 1	HOME	0- 0	0- 0	0- 3				
2- 5	0- 0	0- 1	AWAY	0- 0	0- 2	2- 2				
0- 2	0- 0	0- 0	NEUTRAL	0- 0	0- 0	0- 2				
0- 10	0- 1	0- 0	CONFERENCE	0- 4	0- 3	0- 2				
0- 5	0- 1	0- 0	HOME	0- 2	0- 2	0- 0				
0- 5	0- 0	0- 0	AWAY	0- 2	0- 1	0- 2				
0- 0	0- 0	0- 0	NEUTRAL	0- 0	0- 0	0- 0				

RPI 1-25				RPI 26-50				RPI 51-100				RPI 101+ Team's RPI: 283			
RPI	S	Opponent	Score	RPI	S	Opponent	Score	RPI	S	Opponent	Score	RPI	S	Opponent	Score
19	H	Dayton	67 81	31	H	Central Mich.	61 105	56	A	Fordham	54 80	108	H	George Washington	76 89
				37	A	Bowling Green	46 86	56	H	Fordham	61 75	112	A	VCU	54 112
				45	H	Rutgers	64 63	58	H	St. Bonaventure	66 88	112	H	VCU	51 81
								78	A	Duquesne	52 67	117	A	American	59 82
												146	A	Holy Cross	54 76
												185	H	Northeastern	76 95
												186	H	Boston U.	63 66
												191	A	La Salle	41 78
												203	A	Hartford	63 59
												222	H	Western Mich.	58 66
												246	A	Maine	56 86
												278	N	William & Mary	88 96
												292	A	Dartmouth	72 76
												317	A	Kent St.	69 61
												324	N	Binghamton	51 56
												328	A	Rhode Island	64 73
LAST 12 Division I GAMES:															
				58	H	St. Bonaventure	66 88	78	A	Duquesne	52 67				
				328	A	Rhode Island	64 73	191	A	La Salle	41 78				
				108	H	George Washington	76 89	56	H	Fordham	61 75				
				56	A	Fordham	54 80	112	A	VCU	54 112				
				19	H	Dayton	67 81	292	A	Dartmouth	72 76				
				112	H	VCU	51 81	324	N	Binghamton	51 56				

Non-Div I Games:

Massachusetts

Loss, Non-Conf, S Site, H Home A Away N Neutral






























































Average RPI Win:	303	WON-LOST	WINNING	LAST 10	STRENGTH OF	OPP. STRENGTH	TEAM	ADJ.	CONF.	ADJ CONF.
Average RPI Loss:	185	RECORD	PCT. RANK	GAMES	SCHEDULE	OF SCHEDULE	RPI	RPI	RPI	RPI
DIV. I ONLY	9- 14	232	3- 7	320	303	284	284	30	30	
DIV. I NON-CONF.	5- 7	198	1- 0	325	213	261	261	29	29	
TOTALS	RPI 1-25	RPI 26-50	W-L RECORDS	RPI 51-100	RPI 101-150	RPI 150+				
9- 14	0- 0	0- 1	OVERALL	0- 2	0- 2	9- 9				
3- 8	0- 0	0- 1	HOME	0- 2	0- 0	3- 5				
6- 6	0- 0	0- 0	AWAY	0- 0	0- 2	6- 4				
0- 0	0- 0	0- 0	NEUTRAL	0- 0	0- 0	0- 0				
5- 7	0- 0	0- 1	NON-CONFERENCE	0- 1	0- 2	5- 3				
1- 4	0- 0	0- 1	HOME	0- 1	0- 0	1- 2				
4- 3	0- 0	0- 0	AWAY	0- 0	0- 2	4- 1				
0- 0	0- 0	0- 0	NEUTRAL	0- 0	0- 0	0- 0				
4- 7	0- 0	0- 0	CONFERENCE	0- 1	0- 0	4- 6				
2- 4	0- 0	0- 0	HOME	0- 1	0- 0	2- 3				
2- 3	0- 0	0- 0	AWAY	0- 0	0- 0	2- 3				
0- 0	0- 0	0- 0	NEUTRAL	0- 0	0- 0	0- 0				

RPI S	Opponent	Score	RPI S	Opponent	Score	RPI S	Opponent	Score	RPI S	Opponent	Score	Team's RPI: 284
39	H Indiana	54 77	78	H Duquesne	35 83	138	A Cincinnati	44 75	142	A Western Ky.	52 65	
			95	H UT Martin	52 74	160	A Cleveland St.	67 76	190	H Ohio	56 64	
						213	A Belmont	65 71	213	H Belmont	67 70	
						247	A Eastern Ky.	66 69	247	H Eastern Ky.	58 79	
						254	H Austin Peay	75 83	268	A East Tenn. St.	77 69	
						287	H George Mason	67 74	291	H Norfolk St.	73 67	
						293	A Tennessee St.	70 87	295	A Marshall	53 51	
						297	H Jacksonville St.	73 53	305	A SIU Edwardsville	57 53	
						308	A Eastern Ill.	75 64	312	H Southeast Mo. St.	62 59	
						318	A Lipscomb	82 77	334	A Southern Ill.	59 50	
LAST 12 Division I GAMES:												
247	A Eastern Ky.	66 69	95	H UT Martin	52 74							
213	H Belmont	67 70	254	H Austin Peay	75 83							
297	H Jacksonville St.	73 53	247	H Eastern Ky.	58 79							
213	A Belmont	65 71	305	A SIU Edwardsville	57 53							
293	A Tennessee St.	70 87	308	A Eastern Ill.	75 64							
312	H Southeast Mo. St.	62 59	334	A Southern Ill.	59 50							

Non-Div I Games: Berea 103 55





Morehead St.

Average RPI Win: 267	WON-LOST	WINNING	LAST 10	STRENGTH OF	OPP. STRENGTH	TEAM	ADJ.	CONF.	ADJ CONF.
Average RPI Loss: 161	RECORD	PCT. RANK	GAMES	SCHEDULE	OF SCHEDULE	RPI	RPI	RPI	RPI
DIV. I ONLY	5- 18	310	3- 7	176	271	285	285	21	21
DIV. I NON-CONF.	2- 13	316	1- 3	164	290	288	288	20	20
TOTALS	RPI 1-25	RPI 26-50	W-L RECORDS	RPI 51-100	RPI 101-150	RPI 150+			
5- 18	0- 0	0- 1	OVERALL	0- 2	0- 5	5- 10			
3- 5	0- 0	0- 0	HOME	0- 0	0- 3	3- 2			
2- 13	0- 0	0- 1	AWAY	0- 2	0- 2	2- 8			
0- 0	0- 0	0- 0	NEUTRAL	0- 0	0- 0	0- 0			
2- 13	0- 0	0- 0	NON-CONFERENCE	0- 1	0- 5	2- 7			
0- 5	0- 0	0- 0	HOME	0- 0	0- 3	0- 2			
2- 8	0- 0	0- 0	AWAY	0- 1	0- 2	2- 5			
0- 0	0- 0	0- 0	NEUTRAL	0- 0	0- 0	0- 0			
3- 5	0- 0	0- 1	CONFERENCE	0- 1	0- 0	3- 3			
3- 0	0- 0	0- 0	HOME	0- 0	0- 0	3- 0			
0- 5	0- 0	0- 1	AWAY	0- 1	0- 0	0- 3			
0- 0	0- 0	0- 0	NEUTRAL	0- 0	0- 0	0- 0			

RPI S	Opponent	Score	RPI S	Opponent	Score	RPI S	Opponent	Score	RPI S	Opponent	Score	Team's RPI: 285
			46 	South Dakota St.	61  72	84 	Colorado	61  83	103 	Marquette	54  71	
						98 	IUPUI	66  82	119 	Colorado St.	78  86	
									126 	Ill.-Chicago	68  80	
									130 	Montana	58  84	
									136 	Wyoming	70  73	
									151 	Utah	56  73	
									157 	Long Beach St.	68  88	
									173 	UC Irvine	73  78	
									174 	South Dakota	67  88	
									174 	South Dakota	91 84	
									198 	Montana St.	69  89	
									201 	IPFW	78  81	
									218 	Northern Colo.	71  74	
									219 	Illinois St.	67 60	
									226 	North Texas	74  93	
									255 	Cal St. Fullerton	56  63	
									262 	Western Ill.	87 83	
									302 	North Dakota St.	79  85	
									338 	Neb. Omaha	73 66	
									340 	Air Force	72 64	
LAST 12 Division I GAMES:												
174 	South Dakota	67  88	201 	IPFW	78  81							
302 	North Dakota St.	79  85	174 	South Dakota	91 84							
46 	South Dakota St.	61  72	157 	Long Beach St.	68  88							
262 	Western Ill.	87 83	255 	Cal St. Fullerton	56  63							
338 	Neb. Omaha	73 66	219 	Illinois St.	67 60							
98 	IUPUI	66  82	126 	Ill.-Chicago	68  80							

Non-Div I Games:

Denver

 Loss,
  Non-Conf, S Site,
  Home
  Away
 N Neutral

Average RPI Win:	284	WON-LOST	WINNING	LAST 10	STRENGTH OF	OPP. STRENGTH	TEAM	ADJ.	CONF.	ADJ CONF.
Average RPI Loss:	160	RECORD	PCT. RANK	GAMES	SCHEDULE	OF SCHEDULE	RPI	RPI	RPI	RPI
DIV. I ONLY	6- 17	293	3- 7	201	254	286	286	17	17	
DIV. I NON-CONF.	1- 8	318	0- 0	187	309	307	307	16	16	
TOTALS	RPI 1-25	RPI 26-50	W-L RECORDS	RPI 51-100	RPI 101-150	RPI 150+				
6- 17	0- 0	0- 0	OVERALL	0- 7	0- 2	6- 8				
3- 9	0- 0	0- 0	HOME	0- 3	0- 1	3- 5				
3- 8	0- 0	0- 0	AWAY	0- 4	0- 1	3- 3				
0- 0	0- 0	0- 0	NEUTRAL	0- 0	0- 0	0- 0				
1- 8	0- 0	0- 0	NON-CONFERENCE	0- 2	0- 2	1- 4				
0- 4	0- 0	0- 0	HOME	0- 1	0- 1	0- 2				
1- 4	0- 0	0- 0	AWAY	0- 1	0- 1	1- 2				
0- 0	0- 0	0- 0	NEUTRAL	0- 0	0- 0	0- 0				
5- 9	0- 0	0- 0	CONFERENCE	0- 5	0- 0	5- 4				
3- 5	0- 0	0- 0	HOME	0- 2	0- 0	3- 3				
2- 4	0- 0	0- 0	AWAY	0- 3	0- 0	2- 1				
0- 0	0- 0	0- 0	NEUTRAL	0- 0	0- 0	0- 0				

RPI S	Opponent	Score	RPI S	Opponent	Score	RPI S	Opponent	Score	RPI S	Opponent	Score	Team's RPI: 286
						56	H Fordham	46 71	112	A VCU	64 85	
						64	A Marist	46 70	146	H Holy Cross	58 74	
						66	A Iona	52 70	191	H La Salle	62 72	
						66	H Iona	67 71	197	A Towson	43 63	
						73	A Quinnipiac	74 77	220	A Oakland	61 75	
						81	A Army	52 66	230	A Rider	50 47	
						96	H Fairfield	49 58	230	H Rider	56 73	
									242	H Canisius	72 56	
									265	H Niagara	67 71	
									267	A Siena	62 55	
									267	H Siena	58 82	
									288	H Delaware St.	69 80	
									301	A Monmouth	70 75	
									301	H Monmouth	65 59	
									325	H Saint Peter's	58 31	
									341	A Fairleigh Dickinson	73 63	
LAST 12 Division I GAMES:												
66	H Iona	67 71	66	A Iona	52 70							
325	H Saint Peter's	58 31	230	A Rider	50 47							
230	H Rider	56 73	73	A Quinnipiac	74 77							
267	A Siena	62 55	96	H Fairfield	49 58							
301	A Monmouth	70 75	267	H Siena	58 82							
265	H Niagara	67 71	64	A Marist	46 70							

Non-Div I Games:

Manhattan

■ Loss,
■ Non-Conf,
■ S Site,
■ H Home
■ A Away
N Neutral

George Mason

Through Games Of Feb. 9, 2014

Average RPI Win:	273	WON-LOST	WINNING	LAST 10	STRENGTH OF	OPP. STRENGTH	TEAM	ADJ.	CONF.	ADJ CONF.
Average RPI Loss:	159	RECORD	PCT. RANK	GAMES	SCHEDULE	OF SCHEDULE	RPI	RPI	RPI	RPI
DIV. I ONLY	6- 18	298	0- 10	215	234	287	287	9	9	
DIV. I NON-CONF.	6- 7	165	1- 0	320	337	230	230	9	9	
TOTALS	RPI 1-25	RPI 26-50	W-L RECORDS	RPI 51-100	RPI 101-150	RPI 150+				
6- 18	0- 2	0- 0	OVERALL	0- 2	0- 7	6- 7				
4- 5	0- 1	0- 0	HOME	0- 1	0- 1	4- 2				
2- 13	0- 1	0- 0	AWAY	0- 1	0- 6	2- 5				
0- 0	0- 0	0- 0	NEUTRAL	0- 0	0- 0	0- 0				
6- 7	0- 0	0- 0	NON-CONFERENCE	0- 1	0- 3	6- 3				
4- 0	0- 0	0- 0	HOME	0- 0	0- 0	4- 0				
2- 7	0- 0	0- 0	AWAY	0- 1	0- 3	2- 3				
0- 0	0- 0	0- 0	NEUTRAL	0- 0	0- 0	0- 0				
0- 11	0- 2	0- 0	CONFERENCE	0- 1	0- 4	0- 4				
0- 5	0- 1	0- 0	HOME	0- 1	0- 1	0- 2				
0- 6	0- 1	0- 0	AWAY	0- 0	0- 3	0- 2				
0- 0	0- 0	0- 0	NEUTRAL	0- 0	0- 0	0- 0				

RPI	S	Opponent	Score	RPI	S	Opponent	Score	RPI	S	Opponent	Score	RPI	S	Opponent	Score	Team's RPI: 287
19	A	Dayton	81 103					62	A	East Carolina	66 75	108	A	George Washington	56 72	
19	H	Dayton	64 91					78	H	Duquesne	45 64	108	H	George Washington	68 94	
												112	A	VCU	86 112	
												122	A	Akron	70 88	
												133	A	Richmond	64 67	
												141	A	UAB	64 67	
												149	A	Col. of Charleston	64 66	
												183	H	Saint Francis (PA)	97 62	
												191	A	La Salle	60 66	
												191	H	La Salle	50 65	
												197	H	Towson	60 58	
												215	H	Saint Louis	62 65	
												268	A	East Tenn. St.	76 87	
												284	A	Morehead St.	74 67	
												288	A	Delaware St.	83 90	
												304	A	Ga. Southern	85 64	
												327	H	Longwood	66 65	
												328	A	Rhode Island	40 59	
												329	A	UMES	91 93	
												342	H	Utah Valley	82 64	
LAST 12 Division I GAMES:																
215	H	Saint Louis	62 65	133	A	Richmond	64 67									
191	A	La Salle	60 66	328	A	Rhode Island	40 59									
19	A	Dayton	81 103	19	H	Dayton	64 91									
78	H	Duquesne	45 64	191	H	La Salle	50 65									
112	A	VCU	86 112	108	A	George Washington	56 72									
108	H	George Washington	68 94	304	A	Ga. Southern	85 64									

Non-Div I Games:

George Mason

■ Loss,
 ■ Non-Conf,
 ■ S Site,
 ■ H Home
 ■ A Away
 N Neutral

Average RPI Win:	305	WON-LOST	WINNING	LAST 10	STRENGTH OF	OPP. STRENGTH	TEAM	ADJ.	CONF.	ADJ CONF.
Average RPI Loss:	161	RECORD	PCT. RANK	GAMES	SCHEDULE	OF SCHEDULE	RPI	RPI	RPI	RPI
DIV. I ONLY	4- 15	316	2- 7	189	268	288	288	24	24	
DIV. I NON-CONF.	3- 7	260	1- 2	102	199	197	197	25	25	
TOTALS	RPI 1-25	RPI 26-50	W-L RECORDS	RPI 51-100	RPI 101-150	RPI 150+				
4- 15	0- 3	0- 0	OVERALL	0- 2	0- 2	4- 8				
2- 5	0- 0	0- 0	HOME	0- 1	0- 1	2- 3				
2- 10	0- 3	0- 0	AWAY	0- 1	0- 1	2- 5				
0- 0	0- 0	0- 0	NEUTRAL	0- 0	0- 0	0- 0				
3- 7	0- 3	0- 0	NON-CONFERENCE	0- 0	0- 2	3- 2				
2- 1	0- 0	0- 0	HOME	0- 0	0- 1	2- 0				
1- 6	0- 3	0- 0	AWAY	0- 0	0- 1	1- 2				
0- 0	0- 0	0- 0	NEUTRAL	0- 0	0- 0	0- 0				
1- 8	0- 0	0- 0	CONFERENCE	0- 2	0- 0	1- 6				
0- 4	0- 0	0- 0	HOME	0- 1	0- 0	0- 3				
1- 4	0- 0	0- 0	AWAY	0- 1	0- 0	1- 3				
0- 0	0- 0	0- 0	NEUTRAL	0- 0	0- 0	0- 0				

RPI 1-25				RPI 26-50				RPI 51-100				RPI 101+ Team's RPI: 288			
RPI	S	Opponent	Score	RPI	S	Opponent	Score	RPI	S	Opponent	Score	RPI	S	Opponent	Score
15	A	Vanderbilt	67 73					93	H	Hampton	39 79	118	A	Albany (NY)	71 87
23	A	West Virginia	47 109					99	A	N.C. A&T	47 50	139	H	St. Francis Brooklyn	55 68
24	A	Maryland	44 93									153	A	Coppin St.	54 81
												153	H	Coppin St.	75 80
												172	A	Old Dominion	67 97
												252	A	Howard	64 70
												271	A	N.C. Central	61 75
												286	A	Manhattan	80 69
												287	H	George Mason	90 83
												291	H	Norfolk St.	48 57
												295	A	Marshall	47 62
												315	A	Morgan St.	86 66
												322	H	South Carolina St.	60 64
												331	H	NJIT	75 72
LAST 12 Division I GAMES:															
322	H	South Carolina St.	60 64	93	H	Hampton	39 79								
153	A	Coppin St.	54 81	331	H	NJIT	75 72								
315	A	Morgan St.	86 66	252	A	Howard	64 70								
99	A	N.C. A&T	47 50	139	H	St. Francis Brooklyn	55 68								
271	A	N.C. Central	61 75	295	A	Marshall	47 62								
291	H	Norfolk St.	48 57	23	A	West Virginia	47 109								

Non-Div I Games: Wesley 79 37 Wilmington (DE) 86 73

Delaware St.

Loss, Non-Conf, S Site, H Home A Away N Neutral

Average RPI Win:	221	WON-LOST	WINNING	LAST 10	STRENGTH OF	OPP. STRENGTH	TEAM	ADJ.	CONF.	ADJ CONF.
Average RPI Loss:	129	RECORD	PCT. RANK	GAMES	SCHEDULE	OF SCHEDULE	RPI	RPI	RPI	RPI
DIV. I ONLY	3- 21	338	2- 8	105	111	289	289	12	12	
DIV. I NON-CONF.	1- 13	337	0- 2	65	83	282	282	10	10	
TOTALS	RPI 1-25	RPI 26-50	W-L RECORDS	RPI 51-100	RPI 101-150	RPI 150+				
3- 21	0- 1	0- 2	OVERALL	0- 3	0- 6	3- 9				
2- 10	0- 0	0- 1	HOME	0- 1	0- 2	2- 6				
1- 8	0- 1	0- 0	AWAY	0- 0	0- 4	1- 3				
0- 3	0- 0	0- 1	NEUTRAL	0- 2	0- 0	0- 0				
1- 13	0- 1	0- 1	NON-CONFERENCE	0- 3	0- 3	1- 5				
1- 5	0- 0	0- 0	HOME	0- 1	0- 0	1- 4				
0- 5	0- 1	0- 0	AWAY	0- 0	0- 3	0- 1				
0- 3	0- 0	0- 1	NEUTRAL	0- 2	0- 0	0- 0				
2- 8	0- 0	0- 1	CONFERENCE	0- 0	0- 3	2- 4				
1- 5	0- 0	0- 1	HOME	0- 0	0- 2	1- 2				
1- 3	0- 0	0- 0	AWAY	0- 0	0- 1	1- 2				
0- 0	0- 0	0- 0	NEUTRAL	0- 0	0- 0	0- 0				

RPI 1-25				RPI 26-50				RPI 51-100				RPI 101+ Team's RPI: 289			
RPI	S	Opponent	Score	RPI	S	Opponent	Score	RPI	S	Opponent	Score	RPI	S	Opponent	Score
1	A	Notre Dame	50 99	27	N	Iowa	65 102	53	N	Southern California	59 85	105	A	Wake Forest	44 68
				44	H	James Madison	41 77	90	H	Tulane	50 55	110	H	Drexel	43 57
								99	N	Boston College	54 75	121	A	Charlotte	57 78
												125	A	Delaware	44 65
												125	H	Delaware	50 70
												133	A	Richmond	49 64
												159	A	Hofstra	43 55
												159	H	Hofstra	55 64
												161	H	Liberty	55 64
												179	H	Fla. Atlantic	64 81
												185	A	Northeastern	44 56
												185	H	Northeastern	50 64
												187	H	Northern Ky.	65 62
												196	A	Campbell	53 67
												197	A	Towson	54 53
												204	H	Elon	64 75
												241	H	Appalachian St.	47 54
												278	H	William & Mary	60 59
LAST 12 Division I GAMES:															
110	H	Drexel	43 57	197	A	Towson	54 53								
125	H	Delaware	50 70	125	A	Delaware	44 65								
185	A	Northeastern	44 56	159	H	Hofstra	55 64								
159	A	Hofstra	43 55	185	H	Northeastern	50 64								
44	H	James Madison	41 77	121	A	Charlotte	57 78								
278	H	William & Mary	60 59	241	H	Appalachian St.	47 54								

Non-Div I Games:

UNC Wilmington

Average RPI Win: 240	WON-LOST	WINNING	LAST 10	STRENGTH OF	OPP. STRENGTH	TEAM	ADJ.	CONF.	ADJ CONF.
Average RPI Loss: 185	RECORD	PCT. RANK	GAMES	SCHEDULE	OF SCHEDULE	RPI	RPI	RPI	RPI
DIV. I ONLY	5- 17	305	3- 7	166	307	290	290	27	27
DIV. I NON-CONF.	1- 10	331	0- 1	93	271	280	280	27	27
TOTALS	RPI 1-25	RPI 26-50	W-L RECORDS	RPI 51-100	RPI 101-150	RPI 150+			
5- 17	0- 1	0- 1	OVERALL	0- 1	1- 3	4- 11			
3- 7	0- 1	0- 0	HOME	0- 0	0- 2	3- 4			
2- 9	0- 0	0- 1	AWAY	0- 1	1- 1	1- 6			
0- 1	0- 0	0- 0	NEUTRAL	0- 0	0- 0	0- 1			
1- 10	0- 1	0- 1	NON-CONFERENCE	0- 1	0- 3	1- 4			
0- 4	0- 1	0- 0	HOME	0- 0	0- 2	0- 1			
1- 5	0- 0	0- 1	AWAY	0- 1	0- 1	1- 2			
0- 1	0- 0	0- 0	NEUTRAL	0- 0	0- 0	0- 1			
4- 7	0- 0	0- 0	CONFERENCE	0- 0	1- 0	3- 7			
3- 3	0- 0	0- 0	HOME	0- 0	0- 0	3- 3			
1- 4	0- 0	0- 0	AWAY	0- 0	1- 0	0- 4			
0- 0	0- 0	0- 0	NEUTRAL	0- 0	0- 0	0- 0			

RPI 1-25				RPI 26-50				RPI 51-100				RPI 101+ Team's RPI: 290			
RPI	S	Opponent	Score	RPI	S	Opponent	Score	RPI	S	Opponent	Score	RPI	S	Opponent	Score
21	H	Kentucky	57 96	45	A	Rutgers	53 83	66	A	Iona	59 74	112	H	VCU	61 87
												123	H	Pittsburgh	55 69
												134	A	Seton Hall	61 86
												139	A	St. Francis Brooklyn	73 62
												169	A	Mt. St. Mary's	78 89
												176	A	Stony Brook	51 70
												182	N	Eastern Mich.	56 69
												183	H	Saint Francis (PA)	78 92
												200	A	Sacred Heart	46 63
												200	H	Sacred Heart	79 70
												236	A	Robert Morris	63 74
												236	H	Robert Morris	67 51
												240	H	Bryant	63 80
												258	H	Central Conn. St.	71 80
												301	A	Monmouth	70 57
												323	H	LIU Brooklyn	71 65
												331	A	NJIT	52 58
												332	H	Vermont	70 80
												341	A	Fairleigh Dickinson	70 82
LAST 12 Division I GAMES:															
341	A	Fairleigh Dickinson	70 82	169	A	Mt. St. Mary's	78 89								
236	H	Robert Morris	67 51	200	H	Sacred Heart	79 70								
183	H	Saint Francis (PA)	78 92	258	H	Central Conn. St.	71 80								
139	A	St. Francis Brooklyn	73 62	240	H	Bryant	63 80								
200	A	Sacred Heart	46 63	323	H	LIU Brooklyn	71 65								
236	A	Robert Morris	63 74	331	A	NJIT	52 58								

Non-Div I Games:

Wagner

■ Loss,
 ■ Non-Conf,
 ■ S Site,
 ■ H Home
 ■ A Away
 N Neutral

Average RPI Win:	317	WON-LOST	WINNING	LAST 10	STRENGTH OF	OPP. STRENGTH	TEAM	ADJ.	CONF.	ADJ CONF.
Average RPI Loss:	167	RECORD	PCT. RANK	GAMES	SCHEDULE	OF SCHEDULE	RPI	RPI	RPI	RPI
DIV. I ONLY	9- 10	187	6- 4	345	235	291	291	24	24	
DIV. I NON-CONF.	3- 7	260	1- 3	302	316	312	312	25	25	
TOTALS	RPI 1-25	RPI 26-50	W-L RECORDS	RPI 51-100	RPI 101-150	RPI 150+				
9- 10	0- 0	0- 1	OVERALL	0- 2	0- 0	9- 7				
4- 4	0- 0	0- 0	HOME	0- 1	0- 0	4- 3				
4- 5	0- 0	0- 1	AWAY	0- 1	0- 0	4- 3				
1- 1	0- 0	0- 0	NEUTRAL	0- 0	0- 0	1- 1				
3- 7	0- 0	0- 1	NON-CONFERENCE	0- 2	0- 0	3- 4				
2- 2	0- 0	0- 0	HOME	0- 1	0- 0	2- 1				
0- 4	0- 0	0- 1	AWAY	0- 1	0- 0	0- 2				
1- 1	0- 0	0- 0	NEUTRAL	0- 0	0- 0	1- 1				
6- 3	0- 0	0- 0	CONFERENCE	0- 0	0- 0	6- 3				
2- 2	0- 0	0- 0	HOME	0- 0	0- 0	2- 2				
4- 1	0- 0	0- 0	AWAY	0- 0	0- 0	4- 1				
0- 0	0- 0	0- 0	NEUTRAL	0- 0	0- 0	0- 0				

RPI S	Opponent	Score	RPI S	Opponent	Score	RPI S	Opponent	Score	RPI S	Opponent	Score	Team's RPI: 291
44	A James Madison	50 94	62	H East Carolina	61 81	153	H Coppin St.	52 71	163	A Savannah St.	47 79	
			67	A Penn	49 79	171	A UTSA	63 72	184	H Florida A&M	62 83	
						234	N Tex.-Pan American	36 50	266	H Bethune-Cookman	74 61	
						284	A Morehead St.	67 73	288	A Delaware St.	57 48	
						303	H UNC Greensboro	66 73	315	A Morgan St.	64 63	
						315	H Morgan St.	61 52	322	A South Carolina St.	59 54	
						329	A UMES	73 66	335	H Radford	66 54	
						336	H Wofford	67 59	344	N UMBC	56 43	
LAST 12 Division I GAMES:												
315	A Morgan St.	64 63	329	A UMES	73 66							
163	A Savannah St.	47 79	67	A Penn	49 79							
322	A South Carolina St.	59 54	44	A James Madison	50 94							
153	H Coppin St.	52 71	344	N UMBC	56 43							
315	H Morgan St.	61 52	62	H East Carolina	61 81							
288	A Delaware St.	57 48	266	H Bethune-Cookman	74 61							

Non-Div I Games: Virginia-Lynchburg 116 40

Norfolk St.

■ Loss,
 ■ Non-Conf, S Site,
 ■ Home
 ■ Away
 N Neutral

Average RPI Win:	315	WON-LOST	WINNING	LAST 10	STRENGTH OF	OPP. STRENGTH	TEAM	ADJ.	CONF.	ADJ CONF.
Average RPI Loss:	146	RECORD	PCT. RANK	GAMES	SCHEDULE	OF SCHEDULE	RPI	RPI	RPI	RPI
DIV. I ONLY	3- 17	330	2- 8	116	244	292	292	14	14	
DIV. I NON-CONF.	3- 11	292	2- 4	197	286	295	295	15	15	
TOTALS	RPI 1-25	RPI 26-50	W-L RECORDS	RPI 51-100	RPI 101-150	RPI 150+				
3- 17	0- 1	0- 1	OVERALL	0- 4	0- 3	3- 8				
2- 6	0- 0	0- 0	HOME	0- 1	0- 1	2- 4				
1- 11	0- 1	0- 1	AWAY	0- 3	0- 2	1- 4				
0- 0	0- 0	0- 0	NEUTRAL	0- 0	0- 0	0- 0				
3- 11	0- 1	0- 1	NON-CONFERENCE	0- 0	0- 3	3- 6				
2- 5	0- 0	0- 0	HOME	0- 0	0- 1	2- 4				
1- 6	0- 1	0- 1	AWAY	0- 0	0- 2	1- 2				
0- 0	0- 0	0- 0	NEUTRAL	0- 0	0- 0	0- 0				
0- 6	0- 0	0- 0	CONFERENCE	0- 4	0- 0	0- 2				
0- 1	0- 0	0- 0	HOME	0- 1	0- 0	0- 0				
0- 5	0- 0	0- 0	AWAY	0- 3	0- 0	0- 2				
0- 0	0- 0	0- 0	NEUTRAL	0- 0	0- 0	0- 0				

RPI S	Opponent	Score	RPI S	Opponent	Score	RPI S	Opponent	Score	RPI S	Opponent	Score	Team's RPI: 292
17	A Syracuse	47 88	35	A DePaul	76 90	61	A Princeton	53 76	117	A American	54 77	
						67	A Penn	53 71	118	H Albany (NY)	59 81	
						69	A Harvard	59 77	146	A Holy Cross	59 84	
						69	H Harvard	63 73	191	H La Salle	43 54	
									203	A Hartford	43 56	
									205	A Loyola Chicago	52 56	
									207	H Providence	72 82	
									217	A Yale	52 86	
									232	H New Hampshire	37 54	
									240	H Bryant	69 79	
									283	H Massachusetts	76 72	
									295	A Brown	55 71	
									331	A NJIT	48 45	
									332	H Vermont	66 62	
LAST 12 Division I GAMES:												
295	A Brown	55 71	69	H Harvard	63 73							
217	A Yale	52 86	203	A Hartford	43 56							
61	A Princeton	53 76	283	H Massachusetts	76 72							
67	A Penn	53 71	191	H La Salle	43 54							
69	A Harvard	59 77	205	A Loyola Chicago	52 56							
331	A NJIT	48 45	35	A DePaul	76 90							

Non-Div I Games:

Dartmouth

■ Loss,
■ Non-Conf, S Site,
■ Home
■ Away
N Neutral

Average RPI Win:	276	WON-LOST	WINNING	LAST 10	STRENGTH OF	OPP. STRENGTH	TEAM	ADJ.	CONF.	ADJ CONF.
Average RPI Loss:	208	RECORD	PCT. RANK	GAMES	SCHEDULE	OF SCHEDULE	RPI	RPI	RPI	RPI
DIV. I ONLY	8- 14	252	6- 4	324	283	293	293	30	30	
DIV. I NON-CONF.	2- 10	306	0- 2	308	160	309	309	29	29	
TOTALS	RPI 1-25	RPI 26-50	W-L RECORDS	RPI 51-100	RPI 101-150	RPI 150+				
8- 14	0- 1	0- 0	OVERALL	0- 1	0- 2	8- 10				
5- 3	0- 0	0- 0	HOME	0- 0	0- 0	5- 3				
3- 10	0- 1	0- 0	AWAY	0- 1	0- 2	3- 6				
0- 1	0- 0	0- 0	NEUTRAL	0- 0	0- 0	0- 1				
2- 10	0- 1	0- 0	NON-CONFERENCE	0- 1	0- 2	2- 6				
0- 2	0- 0	0- 0	HOME	0- 0	0- 0	0- 2				
2- 7	0- 1	0- 0	AWAY	0- 1	0- 2	2- 3				
0- 1	0- 0	0- 0	NEUTRAL	0- 0	0- 0	0- 1				
6- 4	0- 0	0- 0	CONFERENCE	0- 0	0- 0	6- 4				
5- 1	0- 0	0- 0	HOME	0- 0	0- 0	5- 1				
1- 3	0- 0	0- 0	AWAY	0- 0	0- 0	1- 3				
0- 0	0- 0	0- 0	NEUTRAL	0- 0	0- 0	0- 0				

RPI 1-25				RPI 26-50				RPI 51-100				RPI 101+ Team's RPI: 293			
RPI	S	Opponent	Score	RPI	S	Opponent	Score	RPI	S	Opponent	Score	RPI	S	Opponent	Score
6	A	Tennessee	43 94					52	A	Florida	56 86	113	A	Kansas St.	53 85
												140	A	Ole Miss	61 77
												184	A	Florida A&M	49 66
												191	N	La Salle	58 66
												209	A	Jacksonville	66 87
												213	H	Belmont	64 51
												247	H	Eastern Ky.	78 63
												250	H	A&M-Corpus Christi	74 76
												254	H	Austin Peay	96 61
												263	A	Tennessee Tech	75 79
												263	H	Tennessee Tech	68 77
												264	A	Troy	77 71
												284	H	Morehead St.	87 70
												297	A	Jacksonville St.	76 84
												297	H	Jacksonville St.	78 76
												308	A	Eastern Ill.	70 80
												312	A	Southeast Mo. St.	75 67
												314	A	Kennesaw St.	68 70
												318	H	Lipscomb	78 81
												337	A	North Florida	67 51
LAST 12 Division I GAMES:															
254	H	Austin Peay	96 61	263	H	Tennessee Tech	68 77								
263	A	Tennessee Tech	75 79	312	A	Southeast Mo. St.	75 67								
247	H	Eastern Ky.	78 63	297	H	Jacksonville St.	78 76								
284	H	Morehead St.	87 70	308	A	Eastern Ill.	70 80								
297	A	Jacksonville St.	76 84	191	N	La Salle	58 66								
213	H	Belmont	64 51	52	A	Florida	56 86								

Non-Div I Games: Martin Methodist 92 61

Tennessee St.

■ Loss,
 ■ Non-Conf,
 ■ S Site,
 ■ Home
 ■ A Away
 N Neutral

Average RPI Win: 236	WON-LOST	WINNING	LAST 10	STRENGTH OF	OPP. STRENGTH	TEAM	ADJ.	CONF.	ADJ CONF.
Average RPI Loss: 179	RECORD	PCT. RANK	GAMES	SCHEDULE	OF SCHEDULE	RPI	RPI	RPI	RPI
DIV. I ONLY	6- 13	273	5- 5	241	256	294	294	26	26
DIV. I NON-CONF.	1- 8	318	0- 2	220	177	329	329	26	26
TOTALS	RPI 1-25	RPI 26-50	W-L RECORDS	RPI 51-100	RPI 101-150	RPI 150+			
6- 13	0- 0	0- 1	OVERALL	0- 1	1- 4	5- 7			
5- 4	0- 0	0- 0	HOME	0- 0	1- 1	4- 3			
1- 8	0- 0	0- 1	AWAY	0- 1	0- 3	1- 3			
0- 1	0- 0	0- 0	NEUTRAL	0- 0	0- 0	0- 1			
1- 8	0- 0	0- 1	NON-CONFERENCE	0- 1	0- 3	1- 3			
1- 3	0- 0	0- 0	HOME	0- 0	0- 1	1- 2			
0- 4	0- 0	0- 1	AWAY	0- 1	0- 2	0- 0			
0- 1	0- 0	0- 0	NEUTRAL	0- 0	0- 0	0- 1			
5- 5	0- 0	0- 0	CONFERENCE	0- 0	1- 1	4- 4			
4- 1	0- 0	0- 0	HOME	0- 0	1- 0	3- 1			
1- 4	0- 0	0- 0	AWAY	0- 0	0- 1	1- 3			
0- 0	0- 0	0- 0	NEUTRAL	0- 0	0- 0	0- 0			

RPI S	Opponent	Score	RPI S	Opponent	Score	RPI S	Opponent	Score	RPI S	Opponent	Score	Team's RPI: 294
50	A Southern Miss.	68 93	84	A Colorado	61 94	105	A Wake Forest	66 92				
						114	A Arkansas St.	60 73				
						129	A Indiana St.	40 53				
						140	H Ole Miss	56 72				
						142	H Western Ky.	74 65				
						162	A UALR	42 61				
						162	H UALR	61 56				
						180	H Nicholls St.	60 68				
						237	A Georgia St.	55 63				
						237	H Georgia St.	65 57				
						244	H Houston Baptist	51 54				
						263	H Tennessee Tech	66 58				
						264	A Troy	53 78				
						279	H La.-Monroe	72 70				
						298	N Samford	49 70				
						320	H La.-Lafayette	60 65				
						330	A Texas-Arlington	73 72				
LAST 12 Division I GAMES:												
264	A Troy	53 78	114	A Arkansas St.	60 73							
162	H UALR	61 56	162	A UALR	42 61							
237	A Georgia St.	55 63	237	H Georgia St.	65 57							
330	A Texas-Arlington	73 72	142	H Western Ky.	74 65							
279	H La.-Monroe	72 70	105	A Wake Forest	66 92							
320	H La.-Lafayette	60 65	140	H Ole Miss	56 72							

Non-Div I Games: Spring Hill 66 42

South Ala.

■ Loss,
 ■ Non-Conf,
 ■ S Site,
 ■ Home
 ■ A Away
 N Neutral

Average RPI Win: 302	WON-LOST	WINNING	LAST 10	STRENGTH OF	OPP. STRENGTH	TEAM	ADJ.	CONF.	ADJ CONF.
Average RPI Loss: 147	RECORD	PCT. RANK	GAMES	SCHEDULE	OF SCHEDULE	RPI	RPI	RPI	RPI
DIV. I ONLY	5- 14	291	2- 8	171	240	295	295	10	10
DIV. I NON-CONF.	4- 6	210	1- 1	260	344	291	291	12	12
TOTALS	RPI 1-25	RPI 26-50	W-L RECORDS	RPI 51-100	RPI 101-150	RPI 150+			
5- 14	0- 1	0- 0	OVERALL	0- 4	0- 2	5- 7			
4- 8	0- 0	0- 0	HOME	0- 3	0- 2	4- 3			
1- 5	0- 0	0- 0	AWAY	0- 1	0- 0	1- 4			
0- 1	0- 1	0- 0	NEUTRAL	0- 0	0- 0	0- 0			
4- 6	0- 1	0- 0	NON-CONFERENCE	0- 1	0- 1	4- 3			
3- 4	0- 0	0- 0	HOME	0- 1	0- 1	3- 2			
1- 1	0- 0	0- 0	AWAY	0- 0	0- 0	1- 1			
0- 1	0- 1	0- 0	NEUTRAL	0- 0	0- 0	0- 0			
1- 8	0- 0	0- 0	CONFERENCE	0- 3	0- 1	1- 4			
1- 4	0- 0	0- 0	HOME	0- 2	0- 1	1- 1			
0- 4	0- 0	0- 0	AWAY	0- 1	0- 0	0- 3			
0- 0	0- 0	0- 0	NEUTRAL	0- 0	0- 0	0- 0			

RPI 1-25				RPI 26-50				RPI 51-100				RPI 101+ Team's RPI: 295			
RPI	S	Opponent	Score	RPI	S	Opponent	Score	RPI	S	Opponent	Score	RPI	S	Opponent	Score
23	N	West Virginia	51 82					51	A	UTEP	50 77	129	H	Indiana St.	67 68
								62	H	East Carolina	52 66	141	H	UAB	57 63
								63	H	Navy	68 72	155	A	Rice	68 74
								90	H	Tulane	61 77	172	A	Old Dominion	52 65
												178	H	Tulsa	62 80
												221	H	Louisiana Tech	69 55
												226	A	North Texas	50 63
												236	A	Robert Morris	48 67
												247	H	Eastern Ky.	55 64
												284	H	Morehead St.	51 53
												288	H	Delaware St.	62 47
												331	A	NJIT	57 56
												334	H	Southern Ill.	82 59
												336	H	Wofford	71 56
LAST 12 Division I GAMES:															
221	H	Louisiana Tech	69 55	226	A	North Texas	50 63								
62	H	East Carolina	52 66	141	H	UAB	57 63								
172	A	Old Dominion	52 65	90	H	Tulane	61 77								
51	A	UTEP	50 77	331	A	NJIT	57 56								
178	H	Tulsa	62 80	63	H	Navy	68 72								
155	A	Rice	68 74	288	H	Delaware St.	62 47								

Non-Div I Games: Bluefield Col. 63 41 West Va. Tech 86 42 Davis & Elkins 86 72

Marshall

Loss, Non-Conf, S Site, H Home A Away N Neutral

Average RPI Win:	311	WON-LOST	WINNING	LAST 10	STRENGTH OF	OPP. STRENGTH	TEAM	ADJ.	CONF.	ADJ CONF.
Average RPI Loss:	186	RECORD	PCT. RANK	GAMES	SCHEDULE	OF SCHEDULE	RPI	RPI	RPI	RPI
DIV. I ONLY	8- 12	224	3- 7	318	329	295	295	14	14	
DIV. I NON-CONF.	6- 8	193	2- 4	318	346	286	286	15	15	
TOTALS	RPI 1-25	RPI 26-50	W-L RECORDS	RPI 51-100	RPI 101-150	RPI 150+				
8- 12	0- 0	0- 0	OVERALL	0- 4	0- 1	8- 7				
4- 5	0- 0	0- 0	HOME	0- 1	0- 1	4- 3				
3- 5	0- 0	0- 0	AWAY	0- 2	0- 0	3- 3				
1- 2	0- 0	0- 0	NEUTRAL	0- 1	0- 0	1- 1				
6- 8	0- 0	0- 0	NON-CONFERENCE	0- 3	0- 1	6- 4				
3- 3	0- 0	0- 0	HOME	0- 0	0- 1	3- 2				
2- 3	0- 0	0- 0	AWAY	0- 2	0- 0	2- 1				
1- 2	0- 0	0- 0	NEUTRAL	0- 1	0- 0	1- 1				
2- 4	0- 0	0- 0	CONFERENCE	0- 1	0- 0	2- 3				
1- 2	0- 0	0- 0	HOME	0- 1	0- 0	1- 1				
1- 2	0- 0	0- 0	AWAY	0- 0	0- 0	1- 2				
0- 0	0- 0	0- 0	NEUTRAL	0- 0	0- 0	0- 0				

Brown

Brown

RPI 1-25				RPI 26-50				RPI 51-100				RPI 101+				Team's RPI: 295	
RPI	S	Opponent	Score	RPI	S	Opponent	Score	RPI	S	Opponent	Score	RPI	S	Opponent	Score		
								63	A	Navy	61	81	120	H	Lafayette	69	70
								69	H	Harvard	71	91	217	A	Yale	52	73
								81	A	Army	65	67	217	H	Yale	53	70
								93	N	Hampton	50	71	227	A	Cornell	70	80
													232	H	New Hampshire	74	77
													240	A	Bryant	66	61
													246	H	Maine	59	60
													292	H	Dartmouth	71	55
													310	A	Columbia	79	57
													315	H	Morgan St.	63	53
													325	A	Saint Peter's	64	52
													328	H	Rhode Island	66	56
													331	A	NJIT	43	48
													332	H	Vermont	61	51
													333	N	Alabama St.	81	82
													344	N	UMBC	92	53
LAST 12 Division I GAMES:																	
				292	H	Dartmouth	71	55	331	A	NJIT	43	48				
				69	H	Harvard	71	91	332	H	Vermont	61	51				
				310	A	Columbia	79	57	232	H	New Hampshire	74	77				
				227	A	Cornell	70	80	333	N	Alabama St.	81	82				
				217	A	Yale	52	73	93	N	Hampton	50	71				
				217	H	Yale	53	70	315	H	Morgan St.	63	53				

Non-Div I Games:

Brown

Average RPI Win:	301	WON-LOST	WINNING	LAST 10	STRENGTH OF	OPP. STRENGTH	TEAM	ADJ.	CONF.	ADJ CONF.
Average RPI Loss:	204	RECORD	PCT. RANK	GAMES	SCHEDULE	OF SCHEDULE	RPI	RPI	RPI	RPI
DIV. I ONLY	10- 15	224	6- 4	323	339	297	297	30	30	
DIV. I NON-CONF.	4- 9	255	1- 0	323	321	313	313	29	29	
TOTALS	RPI 1-25	RPI 26-50	W-L RECORDS	RPI 51-100	RPI 101-150	RPI 150+				
10- 15	0- 0	0- 1	OVERALL	0- 2	0- 2	10- 10				
6- 5	0- 0	0- 1	HOME	0- 1	0- 0	6- 3				
4- 9	0- 0	0- 0	AWAY	0- 1	0- 1	4- 7				
0- 1	0- 0	0- 0	NEUTRAL	0- 0	0- 1	0- 0				
4- 9	0- 0	0- 1	NON-CONFERENCE	0- 1	0- 2	4- 5				
2- 4	0- 0	0- 1	HOME	0- 0	0- 0	2- 3				
2- 4	0- 0	0- 0	AWAY	0- 1	0- 1	2- 2				
0- 1	0- 0	0- 0	NEUTRAL	0- 0	0- 1	0- 0				
6- 6	0- 0	0- 0	CONFERENCE	0- 1	0- 0	6- 5				
4- 1	0- 0	0- 0	HOME	0- 1	0- 0	4- 0				
2- 5	0- 0	0- 0	AWAY	0- 0	0- 0	2- 5				
0- 0	0- 0	0- 0	NEUTRAL	0- 0	0- 0	0- 0				

RPI 1-25			RPI 26-50			RPI 51-100			RPI 101+			Team's RPI: 297
RPI	S	Opponent	Score	RPI	S	Opponent	Score	RPI	S	Opponent	Score	
				49	H	Chattanooga	53 68	60	A	Auburn	49 66	108 N George Washington 71 100
								95	H	UT Martin	75 88	140 A Ole Miss 62 83
												213 A Belmont 50 92
												216 H Central Ark. 54 58
												233 H Mercer 54 60
												237 A Georgia St. 63 65
												247 A Eastern Ky. 61 68
												254 A Austin Peay 69 65
												263 A Tennessee Tech 67 72
												263 H Tennessee Tech 74 67
												284 A Morehead St. 53 73
												293 A Tennessee St. 76 78
												293 H Tennessee St. 84 76
												298 A Samford 60 54
												304 A Ga. Southern 50 63
												305 H SIU Edwardsville 71 68
												308 H Eastern Ill. 61 46
												313 A Murray St. 78 76
												314 H Kennesaw St. 78 65
												318 H Lipscomb 76 86
												322 H South Carolina St. 73 63
												343 A New Orleans 54 51
LAST 12 Division I GAMES:												
263	H	Tennessee Tech	74 67	305	H	SIU Edwardsville	71 68					
284	A	Morehead St.	53 73	308	H	Eastern Ill.	61 46					
254	A	Austin Peay	69 65	213	A	Belmont	50 92					
313	A	Murray St.	78 76	293	A	Tennessee St.	76 78					
293	H	Tennessee St.	84 76	298	A	Samford	60 54					
247	A	Eastern Ky.	61 68	95	H	UT Martin	75 88					

Non-Div I Games:

Jacksonville St.

■ Loss,
■ Non-Conf,
■ S Site,
■ H Home
■ A Away
N Neutral

Samford

Samford

Samford

Page 298

UC Riverside

Through Games Of Feb. 9, 2014

Average RPI Win:	212	WON-LOST	WINNING	LAST 10	STRENGTH OF	OPP. STRENGTH	TEAM	ADJ.	CONF.	ADJ CONF.
Average RPI Loss:	154	RECORD	PCT. RANK	GAMES	SCHEDULE	OF SCHEDULE	RPI	RPI	RPI	RPI
DIV. I ONLY	4- 17	322	0- 10	240	105	299	299	16	16	
DIV. I NON-CONF.	4- 8	242	0- 3	207	50	201	201	14	14	
TOTALS	RPI 1-25	RPI 26-50	W-L RECORDS	RPI 51-100	RPI 101-150	RPI 150+				
4- 17	0- 1	0- 2	OVERALL	0- 2	0- 2	4- 10				
1- 5	0- 0	0- 0	HOME	0- 0	0- 1	1- 4				
2- 10	0- 0	0- 2	AWAY	0- 2	0- 0	2- 6				
1- 2	0- 1	0- 0	NEUTRAL	0- 0	0- 1	1- 0				
4- 8	0- 1	0- 2	NON-CONFERENCE	0- 1	0- 1	4- 3				
1- 1	0- 0	0- 0	HOME	0- 0	0- 0	1- 1				
2- 5	0- 0	0- 2	AWAY	0- 1	0- 0	2- 2				
1- 2	0- 1	0- 0	NEUTRAL	0- 0	0- 1	1- 0				
0- 9	0- 0	0- 0	CONFERENCE	0- 1	0- 1	0- 7				
0- 4	0- 0	0- 0	HOME	0- 0	0- 1	0- 3				
0- 5	0- 0	0- 0	AWAY	0- 1	0- 0	0- 4				
0- 0	0- 0	0- 0	NEUTRAL	0- 0	0- 0	0- 0				

RPI 1-25			RPI 26-50			RPI 51-100			RPI 101+			Team's RPI: 299
RPI	S	Opponent	Score	RPI	S	Opponent	Score	RPI	S	Opponent	Score	
19	N	Dayton	54 89	26	A	Gonzaga	43 87	80	A	Washington St.	73 77	107 H Hawaii 61 74
				27	A	Iowa	56 70	82	A	Cal Poly	72 89	113 N Kansas St. 42 74
												152 H Bakersfield 85 66
												154 H UC Davis 67 77
												157 A Long Beach St. 52 65
												173 A UC Irvine 78 90
												180 N Nicholls St. 74 64
												181 A San Diego St. 57 58
												189 H Cal St. Northridge 61 71
												239 A Arizona 59 75
												248 A Santa Clara 90 80
												253 H Pepperdine 68 81
												255 A Cal St. Fullerton 57 60
												255 H Cal St. Fullerton 78 82
												269 A San Jose St. 105 74
												307 A UC Santa Barbara 61 74
LAST 12 Division I GAMES:												
157	A	Long Beach St.	52 65	154	H	UC Davis	67 77					
255	A	Cal St. Fullerton	57 60	173	A	UC Irvine	78 90					
189	H	Cal St. Northridge	61 71	255	H	Cal St. Fullerton	78 82					
82	A	Cal Poly	72 89	113	N	Kansas St.	42 74					
307	A	UC Santa Barbara	61 74	181	A	San Diego St.	57 58					
107	H	Hawaii	61 74	239	A	Arizona	59 75					

Non-Div I Games: Alas. Anchorage 75 83

UC Riverside

Loss, Non-Conf, S Site, H Home A Away N Neutral

Average RPI Win:	281	WON-LOST	WINNING	LAST 10	STRENGTH OF	OPP. STRENGTH	TEAM	ADJ.	CONF.	ADJ CONF.
Average RPI Loss:	166	RECORD	PCT. RANK	GAMES	SCHEDULE	OF SCHEDULE	RPI	RPI	RPI	RPI
DIV. I ONLY	6- 14	281	3- 7	307	210	300	300	15	15	
DIV. I NON-CONF.	3- 6	242	0- 1	345	266	325	325	18	18	
TOTALS	RPI 1-25	RPI 26-50	W-L RECORDS	RPI 51-100	RPI 101-150	RPI 150+				
6- 14	0- 0	0- 0	OVERALL	0- 1	1- 6	5- 7				
2- 7	0- 0	0- 0	HOME	0- 0	1- 4	1- 3				
4- 7	0- 0	0- 0	AWAY	0- 1	0- 2	4- 4				
0- 0	0- 0	0- 0	NEUTRAL	0- 0	0- 0	0- 0				
3- 6	0- 0	0- 0	NON-CONFERENCE	0- 1	0- 1	3- 4				
1- 2	0- 0	0- 0	HOME	0- 0	0- 1	1- 1				
2- 4	0- 0	0- 0	AWAY	0- 1	0- 0	2- 3				
0- 0	0- 0	0- 0	NEUTRAL	0- 0	0- 0	0- 0				
3- 8	0- 0	0- 0	CONFERENCE	0- 0	1- 5	2- 3				
1- 5	0- 0	0- 0	HOME	0- 0	1- 3	0- 2				
2- 3	0- 0	0- 0	AWAY	0- 0	0- 2	2- 1				
0- 0	0- 0	0- 0	NEUTRAL	0- 0	0- 0	0- 0				

RPI 1-25				RPI 26-50				RPI 51-100				RPI 101+				Team's RPI: 300	
RPI	S	Opponent	Score	RPI	S	Opponent	Score	RPI	S	Opponent	Score	RPI	S	Opponent	Score		
								51	A	UTEP	43	92	101	A	Sacramento St.	79	104
												101	H	Sacramento St.	91	99	
												104	H	North Dakota	83	91	
												107	H	Hawaii	66	74	
												128	H	Southern Utah	82	77	
												130	H	Montana	67	87	
												150	A	Eastern Wash.	68	92	
												170	A	Idaho St.	72	82	
												189	A	Cal St. Northridge	52	64	
												198	H	Montana St.	72	80	
												218	H	Northern Colo.	82	86	
												229	A	Loyola Marymount	58	79	
												253	A	Pepperdine	51	74	
												261	A	Portland St.	88	67	
												307	A	UC Santa Barbara	79	56	
												316	A	Weber St.	96	87	
												323	H	LIU Brooklyn	72	78	
												330	H	Texas-Arlington	85	65	
												342	A	Utah Valley	80	66	
LAST 12 Division I GAMES:																	
				101	H	Sacramento St.	91	99				150	A	Eastern Wash.	68	92	
				170	A	Idaho St.	72	82				128	H	Southern Utah	82	77	
				316	A	Weber St.	96	87				101	A	Sacramento St.	79	104	
				104	H	North Dakota	83	91				198	H	Montana St.	72	80	
				218	H	Northern Colo.	82	86				130	H	Montana	67	87	
				261	A	Portland St.	88	67				323	H	LIU Brooklyn	72	78	

Non-Div I Games:

Northern Ariz.

■ Loss,
 ■ Non-Conf, S Site,
 ■ Home
 ■ Away
 N Neutral

Average RPI Win: 258	WON-LOST	WINNING	LAST 10	STRENGTH OF	OPP. STRENGTH	TEAM	ADJ.	CONF.	ADJ CONF.
Average RPI Loss: 171	RECORD	PCT. RANK	GAMES	SCHEDULE	OF SCHEDULE	RPI	RPI	RPI	RPI
DIV. I ONLY	6- 19	301	4- 6	195	232	301	301	17	17
DIV. I NON-CONF.	1- 10	331	0- 0	94	300	303	303	16	16
TOTALS	RPI 1-25	RPI 26-50	W-L RECORDS	RPI 51-100	RPI 101-150	RPI 150+			
6- 19	0- 1	0- 1	OVERALL	1- 5	0- 1	5- 11			
4- 8	0- 0	0- 0	HOME	1- 3	0- 0	3- 5			
2- 7	0- 1	0- 0	AWAY	0- 1	0- 1	2- 4			
0- 4	0- 0	0- 1	NEUTRAL	0- 1	0- 0	0- 2			
1- 10	0- 1	0- 1	NON-CONFERENCE	0- 1	0- 1	1- 6			
1- 3	0- 0	0- 0	HOME	0- 0	0- 0	1- 3			
0- 3	0- 1	0- 0	AWAY	0- 0	0- 1	0- 1			
0- 4	0- 0	0- 1	NEUTRAL	0- 1	0- 0	0- 2			
5- 9	0- 0	0- 0	CONFERENCE	1- 4	0- 0	4- 5			
3- 5	0- 0	0- 0	HOME	1- 3	0- 0	2- 2			
2- 4	0- 0	0- 0	AWAY	0- 1	0- 0	2- 3			
0- 0	0- 0	0- 0	NEUTRAL	0- 0	0- 0	0- 0			

RPI 1-25				RPI 26-50				RPI 51-100				RPI 101+				Team's RPI: 301	
RPI	S	Opponent	Score	RPI	S	Opponent	Score	RPI	S	Opponent	Score	RPI	S	Opponent	Score		
3	A	UConn	46 100	37	N	Bowling Green	48 71	58	N	St. Bonaventure	55 61	125	A	Delaware	58 72		
								64	H	Marist	40 65	176	A	Stony Brook	52 69		
								66	H	Iona	77 86	182	N	Eastern Mich.	53 64		
								73	H	Quinnipiac	67 83	186	N	Boston U.	43 52		
								96	A	Fairfield	50 60	217	H	Yale	55 64		
								96	H	Fairfield	62 57	230	H	Rider	53 64		
												242	A	Canisius	52 60		
												242	H	Canisius	64 56		
												265	A	Niagara	45 48		
												267	A	Siena	64 49		
												286	A	Manhattan	59 65		
												286	H	Manhattan	75 70		
												290	H	Wagner	57 70		
												323	H	LIU Brooklyn	52 67		
												325	A	Saint Peter's	52 41		
												325	H	Saint Peter's	63 68		
												329	H	UMES	67 65		
LAST 12 Division I GAMES:																	
73	H	Quinnipiac	67 83	265	A	Niagara	45 48										
96	A	Fairfield	50 60	242	A	Canisius	52 60										
64	H	Marist	40 65	267	A	Siena	64 49										
325	A	Saint Peter's	52 41	242	H	Canisius	64 56										
286	H	Manhattan	75 70	230	H	Rider	53 64										
66	H	Iona	77 86	96	H	Fairfield	62 57										

Non-Div I Games:

Monmouth

■ Loss,
 ■ Non-Conf,
 S Site,
 ■ Home
 ■ Away
 N Neutral

Average RPI Win:	213	WON-LOST	WINNING	LAST 10	STRENGTH OF	OPP. STRENGTH	TEAM	ADJ.	CONF.	ADJ CONF.
Average RPI Loss:	177	RECORD	PCT. RANK	GAMES	SCHEDULE	OF SCHEDULE	RPI	RPI	RPI	RPI
DIV. I ONLY	4- 18	324	2- 7	161	294	302	302	21	21	
DIV. I NON-CONF.	2- 11	314	0- 2	151	320	292	292	20	20	
TOTALS	RPI 1-25	RPI 26-50	W-L RECORDS	RPI 51-100	RPI 101-150	RPI 150+				
4- 18	0- 0	0- 1	OVERALL	0- 4	1- 2	3- 11				
1- 7	0- 0	0- 1	HOME	0- 2	0- 0	1- 4				
1- 9	0- 0	0- 0	AWAY	0- 2	0- 1	1- 6				
2- 2	0- 0	0- 0	NEUTRAL	0- 0	1- 1	1- 1				
2- 11	0- 0	0- 0	NON-CONFERENCE	0- 2	1- 2	1- 7				
0- 3	0- 0	0- 0	HOME	0- 1	0- 0	0- 2				
0- 6	0- 0	0- 0	AWAY	0- 1	0- 1	0- 4				
2- 2	0- 0	0- 0	NEUTRAL	0- 0	1- 1	1- 1				
2- 7	0- 0	0- 1	CONFERENCE	0- 2	0- 0	2- 4				
1- 4	0- 0	0- 1	HOME	0- 1	0- 0	1- 2				
1- 3	0- 0	0- 0	AWAY	0- 1	0- 0	1- 2				
0- 0	0- 0	0- 0	NEUTRAL	0- 0	0- 0	0- 0				

RPI S	Opponent	Score	RPI S	Opponent	Score	RPI S	Opponent	Score	RPI S	Opponent	Score	Team's RPI: 302
			46 H	South Dakota St.	53 73	69 A	Harvard	56 84	104 A	North Dakota	83 88	
						89 H	Mississippi St.	62 72	130 N	Montana	70 53	
						98 A	IUPUI	53 77	136 N	Wyoming	69 72	
						98 H	IUPUI	46 71	171 A	UTSA	68 79	
									173 N	UC Irvine	64 61	
									174 H	South Dakota	70 83	
									175 H	UNI	82 86	
									201 A	IPFW	51 57	
									201 H	IPFW	89 98	
									202 N	Northwestern St.	50 57	
									218 H	Northern Colo.	70 74	
									246 A	Maine	59 64	
									262 A	Western Ill.	83 77	
									281 A	Milwaukee	64 76	
									285 H	Denver	85 79	
									338 A	Neb. Omaha	48 66	
									340 A	Air Force	63 82	
LAST 12 Division I GAMES:												
201 A	IPFW	51 57	338 A	Neb. Omaha	48 66							
98 A	IUPUI	53 77	98 H	IUPUI	46 71							
285 H	Denver	85 79	201 H	IPFW	89 98							
174 H	South Dakota	70 83	218 H	Northern Colo.	70 74							
46 H	South Dakota St.	53 73	202 N	Northwestern St.	50 57							
262 A	Western Ill.	83 77	171 A	UTSA	68 79							

Non-Div I Games: Valley City St. 83 61 Mayville St. 112 62

North Dakota St.

Loss, Non-Conf, S Site, H Home A Away N Neutral

UNC Greensboro

Through Games Of Feb. 9, 2014

Average RPI Win:	222	WON-LOST	WINNING	LAST 10	STRENGTH OF	OPP. STRENGTH	TEAM	ADJ.	CONF.	ADJ CONF.
Average RPI Loss:	174	RECORD	PCT. RANK	GAMES	SCHEDULE	OF SCHEDULE	RPI	RPI	RPI	RPI
DIV. I ONLY	5- 17	305	1- 9	162	287	303	303	23	23	
DIV. I NON-CONF.	4- 7	229	0- 3	54	311	192	192	22	22	
TOTALS	RPI 1-25	RPI 26-50	W-L RECORDS	RPI 51-100	RPI 101-150	RPI 150+				
5- 17	0- 0	0- 2	OVERALL	0- 2	2- 4	3- 9				
4- 8	0- 0	0- 1	HOME	0- 1	2- 3	2- 3				
1- 8	0- 0	0- 1	AWAY	0- 1	0- 1	1- 5				
0- 1	0- 0	0- 0	NEUTRAL	0- 0	0- 0	0- 1				
4- 7	0- 0	0- 1	NON-CONFERENCE	0- 2	2- 2	2- 2				
3- 3	0- 0	0- 0	HOME	0- 1	2- 2	1- 0				
1- 3	0- 0	0- 1	AWAY	0- 1	0- 0	1- 1				
0- 1	0- 0	0- 0	NEUTRAL	0- 0	0- 0	0- 1				
1- 10	0- 0	0- 1	CONFERENCE	0- 0	0- 2	1- 7				
1- 5	0- 0	0- 1	HOME	0- 0	0- 1	1- 3				
0- 5	0- 0	0- 0	AWAY	0- 0	0- 1	0- 4				
0- 0	0- 0	0- 0	NEUTRAL	0- 0	0- 0	0- 0				

RPI S	Opponent	Score	RPI S	Opponent	Score	RPI S	Opponent	Score	RPI S	Opponent	Score	Team's RPI: 303
29	A Florida St.	59 93	56	A Fordham	48 79	112	H VCU	72 95	135	A Davidson	59 78	
49	H Chattanooga	53 86	58	H St. Bonaventure	46 58	135	H Davidson	66 75	137	H Clemson	71 77	
						144	H High Point	81 76	149	H Col. of Charleston	64 56	
						168	A Furman	64 73	178	N Tulsa	71 76	
						204	A Elon	57 80	204	H Elon	73 62	
						241	H Appalachian St.	56 75	243	A Gardner-Webb	60 71	
						275	H Western Caro.	49 60	291	A Norfolk St.	73 66	
						298	H Samford	52 65	304	A Ga. Southern	71 74	
						322	H South Carolina St.	72 63	336	A Wofford	70 76	
LAST 12 Division I GAMES:												
135	H Davidson	66 75	135	A Davidson	59 78							
204	A Elon	57 80	304	A Ga. Southern	71 74							
168	A Furman	64 73	204	H Elon	73 62							
336	A Wofford	70 76	178	N Tulsa	71 76							
241	H Appalachian St.	56 75	56	A Fordham	48 79							
275	H Western Caro.	49 60	58	H St. Bonaventure	46 58							

Non-Div I Games:

UNC Greensboro

■ Loss,
 ■ Non-Conf, S Site,
 ■ Home
 ■ Away
 N Neutral

Ga. Southern

Through Games Of Feb. 9, 2014

Average RPI Win:	283	WON-LOST	WINNING	LAST 10	STRENGTH OF	OPP. STRENGTH	TEAM	ADJ.	CONF.	ADJ CONF.
Average RPI Loss:	190	RECORD	PCT. RANK	GAMES	SCHEDULE	OF SCHEDULE	RPI	RPI	RPI	RPI
DIV. I ONLY	7- 16	276	4- 6	287	302	304	304	23	23	
DIV. I NON-CONF.	2- 9	299	0- 2	306	330	331	331	22	22	
TOTALS	RPI 1-25	RPI 26-50	W-L RECORDS	RPI 51-100	RPI 101-150	RPI 150+				
7- 16	0- 1	0- 2	OVERALL	0- 1	0- 1	7- 11				
3- 7	0- 0	0- 1	HOME	0- 0	0- 1	3- 5				
4- 7	0- 1	0- 1	AWAY	0- 1	0- 0	4- 4				
0- 2	0- 0	0- 0	NEUTRAL	0- 0	0- 0	0- 2				
2- 9	0- 1	0- 0	NON-CONFERENCE	0- 1	0- 0	2- 7				
1- 2	0- 0	0- 0	HOME	0- 0	0- 0	1- 2				
1- 5	0- 1	0- 0	AWAY	0- 1	0- 0	1- 3				
0- 2	0- 0	0- 0	NEUTRAL	0- 0	0- 0	0- 2				
5- 7	0- 0	0- 2	CONFERENCE	0- 0	0- 1	5- 4				
2- 5	0- 0	0- 1	HOME	0- 0	0- 1	2- 3				
3- 2	0- 0	0- 1	AWAY	0- 0	0- 0	3- 1				
0- 0	0- 0	0- 0	NEUTRAL	0- 0	0- 0	0- 0				

RPI 1-25				RPI 26-50				RPI 51-100				RPI 101+ Team's RPI: 304			
RPI	S	Opponent	Score	RPI	S	Opponent	Score	RPI	S	Opponent	Score	RPI	S	Opponent	Score
21	A	Kentucky	38 103	49	A	Chattanooga	60 69	60	A	Auburn	59 69	135	H	Davidson	66 79
				49	H	Chattanooga	60 72					168	H	Furman	62 67
												179	A	Fla. Atlantic	58 82
												189	H	Cal St. Northridge	58 70
												204	A	Elon	60 85
												204	H	Elon	49 68
												209	A	Jacksonville	58 79
												233	A	Mercer	61 54
												241	A	Appalachian St.	68 59
												275	A	Western Caro.	63 56
												287	H	George Mason	64 85
												297	H	Jacksonville St.	63 50
												298	A	Samford	64 61
												298	H	Samford	43 58
												303	H	UNC Greensboro	74 71
												308	N	Eastern Ill.	50 57
												336	H	Wofford	79 70
												337	A	North Florida	47 56
												339	N	Detroit	79 82
LAST 12 Division I GAMES:															
204	A	Elon	60 85	204	H	Elon	49 68								
49	H	Chattanooga	60 72	303	H	UNC Greensboro	74 71								
298	H	Samford	43 58	298	A	Samford	64 61								
241	A	Appalachian St.	68 59	49	A	Chattanooga	60 69								
275	A	Western Caro.	63 56	287	H	George Mason	64 85								
135	H	Davidson	66 79	337	A	North Florida	47 56								

Non-Div I Games:

Ga. Southern

■ Loss,
 ■ Non-Conf, S Site,
 ■ Home
 ■ Away
 N Neutral

Average RPI Win:	268	WON-LOST	WINNING	LAST 10	STRENGTH OF	OPP. STRENGTH	TEAM	ADJ.	CONF.	ADJ CONF.
Average RPI Loss:	202	RECORD	PCT. RANK	GAMES	SCHEDULE	OF SCHEDULE	RPI	RPI	RPI	RPI
DIV. I ONLY	7- 17	284	3- 7	264	325	305	305	30	30	
DIV. I NON-CONF.	4- 9	255	1- 0	263	304	273	273	29	29	
TOTALS	RPI 1-25	RPI 26-50	W-L RECORDS	RPI 51-100	RPI 101-150	RPI 150+				
7- 17	0- 0	0- 0	OVERALL	1- 1	0- 5	6- 11				
5- 5	0- 0	0- 0	HOME	1- 0	0- 1	4- 4				
2- 10	0- 0	0- 0	AWAY	0- 1	0- 2	2- 6				
0- 2	0- 0	0- 0	NEUTRAL	0- 0	0- 2	0- 0				
4- 9	0- 0	0- 0	NON-CONFERENCE	0- 0	0- 5	4- 4				
2- 2	0- 0	0- 0	HOME	0- 0	0- 1	2- 1				
2- 5	0- 0	0- 0	AWAY	0- 0	0- 2	2- 3				
0- 2	0- 0	0- 0	NEUTRAL	0- 0	0- 2	0- 0				
3- 8	0- 0	0- 0	CONFERENCE	1- 1	0- 0	2- 7				
3- 3	0- 0	0- 0	HOME	1- 0	0- 0	2- 3				
0- 5	0- 0	0- 0	AWAY	0- 1	0- 0	0- 4				
0- 0	0- 0	0- 0	NEUTRAL	0- 0	0- 0	0- 0				

RPI 1-25				RPI 26-50				RPI 51-100				RPI 101+				Team's RPI: 305	
RPI	S	Opponent	Score	RPI	S	Opponent	Score	RPI	S	Opponent	Score	RPI	S	Opponent	Score		
								95	A	UT Martin	72	111	106	A	Kansas	56	72
								95	H	UT Martin	65	62	109	A	Missouri	48	59
													125	N	Delaware	42	71
													126	H	Ill.-Chicago	65	88
													136	N	Wyoming	63	87
													177	A	UCF	43	68
													195	A	Drake	71	87
													201	A	IPFW	71	96
													201	H	IPFW	74	91
													213	H	Belmont	68	56
													247	H	Eastern Ky.	54	59
													254	H	Austin Peay	67	77
													262	A	Western Ill.	78	70
													263	A	Tennessee Tech	66	72
													284	H	Morehead St.	53	57
													297	A	Jacksonville St.	68	71
													308	A	Eastern Ill.	61	71
													312	A	Southeast Mo. St.	71	79
													313	H	Murray St.	71	67
													319	H	UMKC	79	76
													331	H	NJIT	59	54
													340	A	Air Force	76	55
LAST 12 Division I GAMES:																	
				95	H	UT Martin	65	62					313	H	Murray St.	71	67
				331	H	NJIT	59	54					297	A	Jacksonville St.	68	71
				308	A	Eastern Ill.	61	71					263	A	Tennessee Tech	66	72
				312	A	Southeast Mo. St.	71	79					284	H	Morehead St.	53	57
				95	A	UT Martin	72	111					247	H	Eastern Ky.	54	59
				254	H	Austin Peay	67	77					213	H	Belmont	68	56

Non-Div I Games:

SIU Edwardsville

■ Loss,
 ■ Non-Conf,
 ■ S Site,
 ■ Home
 ■ A Away
 N Neutral

Average RPI Win: 264		WON-LOST	WINNING	LAST 10	STRENGTH OF	OPP. STRENGTH	TEAM	ADJ.	CONF.	ADJ CONF.
Average RPI Loss: 202		RECORD	PCT. RANK	GAMES	SCHEDULE	OF SCHEDULE	RPI	RPI	RPI	RPI
DIV. I ONLY		5- 16	302	2- 7	251	321	306	306	28	28
DIV. I NON-CONF.		1- 5	306	0- 0	95	240	274	274	30	30
TOTALS		RPI 1-25	RPI 26-50	W-L RECORDS	RPI 51-100	RPI 101-150	RPI 150+			
5- 16	0- 1		0- 1	OVERALL	0- 0	1- 2	4- 12			
2- 8	0- 0		0- 0	HOME	0- 0	0- 1	2- 7			
3- 8	0- 1		0- 1	AWAY	0- 0	1- 1	2- 5			
0- 0	0- 0		0- 0	NEUTRAL	0- 0	0- 0	0- 0			
1- 5	0- 1		0- 1	NON-CONFERENCE	0- 0	0- 0	1- 3			
1- 1	0- 0		0- 0	HOME	0- 0	0- 0	1- 1			
0- 4	0- 1		0- 1	AWAY	0- 0	0- 0	0- 2			
0- 0	0- 0		0- 0	NEUTRAL	0- 0	0- 0	0- 0			
4- 11	0- 0		0- 0	CONFERENCE	0- 0	1- 2	3- 9			
1- 7	0- 0		0- 0	HOME	0- 0	0- 1	1- 6			
3- 4	0- 0		0- 0	AWAY	0- 0	1- 1	2- 3			
0- 0	0- 0		0- 0	NEUTRAL	0- 0	0- 0	0- 0			

RPI 1-25				RPI 26-50				RPI 51-100				RPI 101+				Team's RPI: 306	
RPI	S	Opponent	Score	RPI	S	Opponent	Score	RPI	S	Opponent	Score	RPI	S	Opponent	Score		
8	A	South Carolina	29 99	33	A	North Carolina	49 100					116	A	Winthrop	49 69		
												116	H	Winthrop	48 59		
												144	A	High Point	56 53		
												161	A	Liberty	45 66		
												161	H	Liberty	69 92		
												163	A	Savannah St.	47 75		
												163	H	Savannah St.	63 72		
												196	A	Campbell	81 71		
												243	H	Gardner-Webb	51 55		
												251	H	Coastal Caro.	63 77		
												273	A	UNC Asheville	48 73		
												273	H	UNC Asheville	46 61		
												275	A	Western Caro.	47 56		
												309	H	Presbyterian	68 50		
												327	A	Longwood	59 71		
												327	H	Longwood	71 78		
												335	A	Radford	84 64		
												335	H	Radford	57 60		
												336	H	Wofford	68 45		
LAST 12 Division I GAMES:																	
				161	A	Liberty	45 66	309	H	Presbyterian	68 50						
				327	A	Longwood	59 71	251	H	Coastal Caro.	63 77						
				335	H	Radford	57 60	144	A	High Point	56 53						
				116	H	Winthrop	48 59	196	A	Campbell	81 71						
				273	A	UNC Asheville	48 73	327	H	Longwood	71 78						
				243	H	Gardner-Webb	51 55	161	H	Liberty	69 92						

Non-Div I Games:	Trinity Baptist	101	47	Converse	88	48	Southern Wesleyan	85	55
------------------	-----------------	-----	----	----------	----	----	-------------------	----	----

Charleston So.

Loss, Non-Conf, S Site, H Home A Away N Neutral

Average RPI Win:	226	WON-LOST	WINNING	LAST 10	STRENGTH OF	OPP. STRENGTH	TEAM	ADJ.	CONF.	ADJ CONF.
Average RPI Loss:	166	RECORD	PCT. RANK	GAMES	SCHEDULE	OF SCHEDULE	RPI	RPI	RPI	RPI
DIV. I ONLY	5- 15	298	2- 8	282	134	307	307	16	16	
DIV. I NON-CONF.	4- 8	242	1- 3	291	132	283	283	14	14	
TOTALS	RPI 1-25	RPI 26-50	W-L RECORDS	RPI 51-100	RPI 101-150	RPI 150+				
5- 15	0- 0	0- 1	OVERALL	1- 1	0- 2	4- 11				
3- 8	0- 0	0- 0	HOME	1- 0	0- 1	2- 7				
2- 7	0- 0	0- 1	AWAY	0- 1	0- 1	2- 4				
0- 0	0- 0	0- 0	NEUTRAL	0- 0	0- 0	0- 0				
4- 8	0- 0	0- 1	NON-CONFERENCE	1- 0	0- 1	3- 6				
2- 5	0- 0	0- 0	HOME	1- 0	0- 0	1- 5				
2- 3	0- 0	0- 1	AWAY	0- 0	0- 1	2- 1				
0- 0	0- 0	0- 0	NEUTRAL	0- 0	0- 0	0- 0				
1- 7	0- 0	0- 0	CONFERENCE	0- 1	0- 1	1- 5				
1- 3	0- 0	0- 0	HOME	0- 0	0- 1	1- 2				
0- 4	0- 0	0- 0	AWAY	0- 1	0- 0	0- 3				
0- 0	0- 0	0- 0	NEUTRAL	0- 0	0- 0	0- 0				

RPI S	Opponent	Score	RPI S	Opponent	Score	RPI S	Opponent	Score	RPI S	Opponent	Score	Team's RPI: 307
30	A St. Mary's (CA)	79 89	82	A Cal Poly	70 88	93	H Hampton	66 62	107	H Hawaii	60 63	
									113	A Kansas St.	64 73	
									151	A Utah	57 66	
									154	A UC Davis	70 82	
									157	A Long Beach St.	53 72	
									167	H Nevada	66 77	
									173	A UC Irvine	60 77	
									181	H San Diego St.	67 71	
									188	H Utah St.	70 81	
									189	H Cal St. Northridge	46 64	
									235	H Seattle	78 75	
									239	H Arizona	49 51	
									248	A Santa Clara	67 62	
									253	A Pepperdine	77 69	
									255	H Cal St. Fullerton	62 67	
									299	H UC Riverside	74 61	
									300	H Northern Ariz.	56 79	
LAST 12 Division I GAMES:												
107	H Hawaii	60 63	157	A Long Beach St.	53 72							
154	A UC Davis	70 82	82	A Cal Poly	70 88							
173	A UC Irvine	60 77	151	A Utah	57 66							
255	H Cal St. Fullerton	62 67	235	H Seattle	78 75							
299	H UC Riverside	74 61	167	H Nevada	66 77							
189	H Cal St. Northridge	46 64	188	H Utah St.	70 81							

Non-Div I Games: Occidental 76 54

UC Santa Barbara

■ Loss,
 ■ Non-Conf,
 ■ S Site,
 ■ H Home
 ■ A Away
 N Neutral

Average RPI Win:	285	WON-LOST	WINNING	LAST 10	STRENGTH OF	OPP. STRENGTH	TEAM	ADJ.	CONF.	ADJ CONF.
Average RPI Loss:	243	RECORD	PCT. RANK	GAMES	SCHEDULE	OF SCHEDULE	RPI	RPI	RPI	RPI
DIV. I ONLY	10- 12	197	4- 6	343	340	308	308	30	30	
DIV. I NON-CONF.	5- 6	173	1- 0	344	315	298	298	29	29	
TOTALS	RPI 1-25	RPI 26-50	W-L RECORDS	RPI 51-100	RPI 101-150	RPI 150+				
10- 12	0- 0	0- 0	OVERALL	0- 1	0- 2	10- 9				
7- 3	0- 0	0- 0	HOME	0- 0	0- 1	7- 2				
1- 8	0- 0	0- 0	AWAY	0- 1	0- 0	1- 7				
2- 1	0- 0	0- 0	NEUTRAL	0- 0	0- 1	2- 0				
5- 6	0- 0	0- 0	NON-CONFERENCE	0- 0	0- 2	5- 4				
2- 1	0- 0	0- 0	HOME	0- 0	0- 1	2- 0				
1- 4	0- 0	0- 0	AWAY	0- 0	0- 0	1- 4				
2- 1	0- 0	0- 0	NEUTRAL	0- 0	0- 1	2- 0				
5- 6	0- 0	0- 0	CONFERENCE	0- 1	0- 0	5- 5				
5- 2	0- 0	0- 0	HOME	0- 0	0- 0	5- 2				
0- 4	0- 0	0- 0	AWAY	0- 1	0- 0	0- 3				
0- 0	0- 0	0- 0	NEUTRAL	0- 0	0- 0	0- 0				

RPI 1-25			RPI 26-50			RPI 51-100			RPI 101+			Team's RPI: 308
RPI	S	Opponent	Score	RPI	S	Opponent	Score	RPI	S	Opponent	Score	
						95 A UT Martin	84 103	129 H Indiana St.			53 65	
								141 N UAB			46 79	
								205 H Loyola Chicago			81 80	
								215 A Saint Louis			52 71	
								247 H Eastern Ky.			75 71	
								254 H Austin Peay			56 64	
								262 H Western Ill.			68 64	
								263 A Tennessee Tech			54 64	
								270 A Bradley			71 67	
								274 A Evansville			46 81	
								284 H Morehead St.			64 75	
								293 H Tennessee St.			80 70	
								297 A Jacksonville St.			46 61	
								304 N Ga. Southern			57 50	
								305 H SIU Edwardsville			71 61	
								312 A Southeast Mo. St.			49 66	
								312 H Southeast Mo. St.			53 48	
								313 H Murray St.			80 74	
								319 A UMKC			62 69	
								334 A Southern Ill.			60 66	
								340 N Air Force			76 44	
LAST 12 Division I GAMES:												
312 H		Southeast Mo. St.	53 48	263 A		Tennessee Tech	54 64					
305 H		SIU Edwardsville	71 61	297 A		Jacksonville St.	46 61					
95 A		UT Martin	84 103	247 H		Eastern Ky.	75 71					
312 A		Southeast Mo. St.	49 66	284 H		Morehead St.	64 75					
313 H		Murray St.	80 74	293 H		Tennessee St.	80 70					
254 H		Austin Peay	56 64	340 N		Air Force	76 44					

Non-Div I Games:

Eastern Ill.

Presbyterian

Through Games Of Feb. 9, 2014

Average RPI Win:	304	WON-LOST	WINNING	LAST 10	STRENGTH OF	OPP. STRENGTH	TEAM	ADJ.	CONF.	ADJ CONF.
Average RPI Loss:	190	RECORD	PCT. RANK	GAMES	SCHEDULE	OF SCHEDULE	RPI	RPI	RPI	RPI
DIV. I ONLY	5- 17	305	4- 6	244	314	309	309	28	28	
DIV. I NON-CONF.	0- 7	338	0- 0	146	165	328	328	30	30	
TOTALS	RPI 1-25	RPI 26-50	W-L RECORDS	RPI 51-100	RPI 101-150	RPI 150+				
5- 17	0- 1	0- 0	OVERALL	0- 2	0- 4	5- 10				
3- 6	0- 0	0- 0	HOME	0- 0	0- 1	3- 5				
2- 11	0- 1	0- 0	AWAY	0- 2	0- 3	2- 5				
0- 0	0- 0	0- 0	NEUTRAL	0- 0	0- 0	0- 0				
0- 7	0- 1	0- 0	NON-CONFERENCE	0- 2	0- 1	0- 3				
0- 2	0- 0	0- 0	HOME	0- 0	0- 0	0- 2				
0- 5	0- 1	0- 0	AWAY	0- 2	0- 1	0- 1				
0- 0	0- 0	0- 0	NEUTRAL	0- 0	0- 0	0- 0				
5- 10	0- 0	0- 0	CONFERENCE	0- 0	0- 3	5- 7				
3- 4	0- 0	0- 0	HOME	0- 0	0- 1	3- 3				
2- 6	0- 0	0- 0	AWAY	0- 0	0- 2	2- 4				
0- 0	0- 0	0- 0	NEUTRAL	0- 0	0- 0	0- 0				

RPI 1-25				RPI 26-50				RPI 51-100				RPI 101+ Team's RPI: 309			
RPI	S	Opponent	Score	RPI	S	Opponent	Score	RPI	S	Opponent	Score	RPI	S	Opponent	Score
12	A	North Carolina St.	45 85					57	A	Georgia	30 45	111	A	Virginia Tech	33 55
								60	A	Auburn	27 64	116	A	Winthrop	50 55
												116	H	Winthrop	43 51
												144	A	High Point	64 75
												161	A	Liberty	51 59
												196	H	Campbell	43 46
												243	A	Gardner-Webb	56 59
												243	H	Gardner-Webb	52 54
												251	H	Coastal Caro.	71 68
												271	H	N.C. Central	44 55
												273	A	UNC Asheville	47 54
												273	H	UNC Asheville	55 41
												275	H	Western Caro.	38 42
												306	A	Charleston So.	50 68
												322	A	South Carolina St.	41 43
												327	A	Longwood	66 61
												327	H	Longwood	43 46
												335	A	Radford	53 46
												335	H	Radford	70 45
LAST 12 Division I GAMES:															
327	A	Longwood	66 61	196	H	Campbell	43 46								
335	A	Radford	53 46	251	H	Coastal Caro.	71 68								
116	H	Winthrop	43 51	161	A	Liberty	51 59								
273	H	UNC Asheville	55 41	144	A	High Point	64 75								
243	A	Gardner-Webb	56 59	335	H	Radford	70 45								
306	A	Charleston So.	50 68	327	H	Longwood	43 46								

Non-Div I Games: Truett-McConnell 83 41 Columbia (SC) 96 38

Presbyterian

Loss, Non-Conf, S Site, H Home A Away N Neutral

Average RPI Win: 269		WON-LOST	WINNING	LAST 10	STRENGTH OF	OPP. STRENGTH	TEAM	ADJ.	CONF.	ADJ CONF.
Average RPI Loss: 184		RECORD	PCT. RANK	GAMES	SCHEDULE	OF SCHEDULE	RPI	RPI	RPI	RPI
DIV. I ONLY		4- 16	318	3- 7	221	282	310	310	14	14
DIV. I NON-CONF.		3- 11	292	2- 4	293	299	316	316	15	15
TOTALS		RPI 1-25	RPI 26-50	W-L RECORDS	RPI 51-100	RPI 101-150	RPI 150+			
4- 16	0- 0		0- 0	OVERALL	0- 3	0- 4	4- 9			
2- 9	0- 0		0- 0	HOME	0- 2	0- 1	2- 6			
2- 7	0- 0		0- 0	AWAY	0- 1	0- 3	2- 3			
0- 0	0- 0		0- 0	NEUTRAL	0- 0	0- 0	0- 0			
3- 11	0- 0		0- 0	NON-CONFERENCE	0- 1	0- 4	3- 6			
1- 5	0- 0		0- 0	HOME	0- 0	0- 1	1- 4			
2- 6	0- 0		0- 0	AWAY	0- 1	0- 3	2- 2			
0- 0	0- 0		0- 0	NEUTRAL	0- 0	0- 0	0- 0			
1- 5	0- 0		0- 0	CONFERENCE	0- 2	0- 0	1- 3			
1- 4	0- 0		0- 0	HOME	0- 2	0- 0	1- 2			
0- 1	0- 0		0- 0	AWAY	0- 0	0- 0	0- 1			
0- 0	0- 0		0- 0	NEUTRAL	0- 0	0- 0	0- 0			

RPI 1-25				RPI 26-50				RPI 51-100				RPI 101+				Team's RPI: 310	
RPI	S	Opponent	Score	RPI	S	Opponent	Score	RPI	S	Opponent	Score	RPI	S	Opponent	Score		
								61	H	Princeton	41 70	120	A	Lafayette	83 95		
								66	A	Iona	67 83	132	A	Portland	42 58		
								67	H	Penn	63 70	139	A	St. Francis Brooklyn	47 73		
												145	H	San Francisco	69 83		
												176	H	Stony Brook	54 57		
												208	H	Colgate	44 72		
												210	H	Lehigh	87 80		
												217	H	Yale	51 76		
												227	A	Cornell	51 76		
												227	H	Cornell	71 64		
												240	H	Bryant	47 68		
												255	H	Cal St. Fullerton	54 80		
												261	A	Portland St.	67 75		
												295	H	Brown	57 79		
												314	A	Kennesaw St.	78 61		
												323	A	LIU Brooklyn	62 59		
												341	A	Fairleigh Dickinson	59 69		
LAST 12 Division I GAMES:																	
				67	H	Penn	63 70	176	H	Stony Brook	54 57						
				61	H	Princeton	41 70	240	H	Bryant	47 68						
				295	H	Brown	57 79	210	H	Lehigh	87 80						
				217	H	Yale	51 76	314	A	Kennesaw St.	78 61						
				227	A	Cornell	51 76	66	A	Iona	67 83						
				227	H	Cornell	71 64	208	H	Colgate	44 72						

Non-Div I Games:

Columbia

Loss, Non-Conf, S Site, H Home A Away N Neutral

Average RPI Win: 311	WON-LOST	WINNING	LAST 10	STRENGTH OF	OPP. STRENGTH	TEAM	ADJ.	CONF.	ADJ CONF.
Average RPI Loss: 193	RECORD	PCT. RANK	GAMES	SCHEDULE	OF SCHEDULE	RPI	RPI	RPI	RPI
DIV. I ONLY	5- 16	302	4- 6	271	342	311	311	32	32
DIV. I NON-CONF.	1- 10	331	0- 2	108	261	299	299	32	32
TOTALS	RPI 1-25	RPI 26-50	W-L RECORDS	RPI 51-100	RPI 101-150	RPI 150+			
5- 16	0- 1	0- 1	OVERALL	0- 3	0- 1	5- 10			
3- 4	0- 0	0- 0	HOME	0- 0	0- 0	3- 4			
2- 11	0- 1	0- 1	AWAY	0- 2	0- 1	2- 5			
0- 1	0- 0	0- 0	NEUTRAL	0- 1	0- 0	0- 0			
1- 10	0- 1	0- 1	NON-CONFERENCE	0- 3	0- 1	1- 4			
1- 1	0- 0	0- 0	HOME	0- 0	0- 0	1- 1			
0- 8	0- 1	0- 1	AWAY	0- 2	0- 1	0- 3			
0- 1	0- 0	0- 0	NEUTRAL	0- 1	0- 0	0- 0			
4- 6	0- 0	0- 0	CONFERENCE	0- 0	0- 0	4- 6			
2- 3	0- 0	0- 0	HOME	0- 0	0- 0	2- 3			
2- 3	0- 0	0- 0	AWAY	0- 0	0- 0	2- 3			
0- 0	0- 0	0- 0	NEUTRAL	0- 0	0- 0	0- 0			

RPI 1-25				RPI 26-50				RPI 51-100				RPI 101+ Team's RPI: 311			
RPI	S	Opponent	Score	RPI	S	Opponent	Score	RPI	S	Opponent	Score	RPI	S	Opponent	Score
11	A	Penn St.	62 85	44	A	James Madison	42 87	62	N	East Carolina	42 85	148	A	Illinois	28 112
								84	A	Colorado	33 83	192	A	Southern U.	58 52
								85	A	Michigan	31 76	193	A	Texas Southern	44 69
												216	A	Central Ark.	39 71
												263	H	Tennessee Tech	38 66
												272	H	Grambling	72 77
												276	H	Mississippi Val.	55 70
												277	A	Prairie View	68 71
												279	A	La.-Monroe	54 92
												280	A	Jackson St.	52 64
												280	H	Jackson St.	52 64
												320	A	La.-Lafayette	50 63
												333	H	Alabama St.	52 49
												338	H	Neb. Omaha	50 45
												345	A	Ark.-Pine Bluff	64 58
												347	H	Alabama A&M	63 60
LAST 12 Division I GAMES:															
280	A	Jackson St.	52 64	272	H	Grambling	72 77								
192	A	Southern U.	58 52	280	H	Jackson St.	52 64								
347	H	Alabama A&M	63 60	277	A	Prairie View	68 71								
333	H	Alabama St.	52 49	193	A	Texas Southern	44 69								
345	A	Ark.-Pine Bluff	64 58	85	A	Michigan	31 76								
276	H	Mississippi Val.	55 70	11	A	Penn St.	62 85								

Non-Div I Games:

Alcorn

■ Loss,
■ Non-Conf,
■ S Site,
■ H Home
■ A Away
N Neutral

Average RPI Win:	311	WON-LOST	WINNING	LAST 10	STRENGTH OF	OPP. STRENGTH	TEAM	ADJ.	CONF.	ADJ CONF.
Average RPI Loss:	202	RECORD	PCT. RANK	GAMES	SCHEDULE	OF SCHEDULE	RPI	RPI	RPI	RPI
DIV. I ONLY	6- 16	288	3- 7	284	330	312	312	30	30	
DIV. I NON-CONF.	3- 9	280	0- 1	282	303	304	304	29	29	
TOTALS	RPI 1-25	RPI 26-50	W-L RECORDS	RPI 51-100	RPI 101-150	RPI 150+				
6- 16	0- 0	0- 0	OVERALL	0- 3	0- 3	6- 10				
4- 5	0- 0	0- 0	HOME	0- 0	0- 1	4- 4				
2- 10	0- 0	0- 0	AWAY	0- 2	0- 2	2- 6				
0- 1	0- 0	0- 0	NEUTRAL	0- 1	0- 0	0- 0				
3- 9	0- 0	0- 0	NON-CONFERENCE	0- 2	0- 3	3- 4				
2- 2	0- 0	0- 0	HOME	0- 0	0- 1	2- 1				
1- 6	0- 0	0- 0	AWAY	0- 1	0- 2	1- 3				
0- 1	0- 0	0- 0	NEUTRAL	0- 1	0- 0	0- 0				
3- 7	0- 0	0- 0	CONFERENCE	0- 1	0- 0	3- 6				
2- 3	0- 0	0- 0	HOME	0- 0	0- 0	2- 3				
1- 4	0- 0	0- 0	AWAY	0- 1	0- 0	1- 3				
0- 0	0- 0	0- 0	NEUTRAL	0- 0	0- 0	0- 0				

RPI S	Opponent	Score	RPI S	Opponent	Score	RPI S	Opponent	Score	RPI S	Opponent	Score	Team's RPI: 312
						71	A Wichita St.	46 67	109	A Missouri	57 62	
						74	N Arkansas	37 88	142	H Western Ky.	75 90	
						95	A UT Martin	71 100	143	A Missouri St.	66 77	
									213	H Belmont	74 81	
									215	A Saint Louis	34 52	
									247	A Eastern Ky.	56 75	
									249	A New Mexico	55 73	
									254	A Austin Peay	75 64	
									254	H Austin Peay	74 87	
									262	A Western Ill.	58 79	
									270	H Bradley	68 72	
									284	A Morehead St.	59 62	
									293	H Tennessee St.	67 75	
									305	H SIU Edwardsville	79 71	
									308	A Eastern Ill.	48 53	
									308	H Eastern Ill.	66 49	
									319	H UMKC	76 74	
									334	H Southern Ill.	72 50	
									347	A Alabama A&M	76 64	
LAST 12 Division I GAMES:												
308	A	Eastern Ill.	48	53	95	A	UT Martin	71	100			
254	H	Austin Peay	74	87	293	H	Tennessee St.	67	75			
247	A	Eastern Ky.	56	75	254	A	Austin Peay	75	64			
305	H	SIU Edwardsville	79	71	213	H	Belmont	74	81			
308	H	Eastern Ill.	66	49	143	A	Missouri St.	66	77			
284	A	Morehead St.	59	62	215	A	Saint Louis	34	52			

Non-Div I Games: Ill.-Springfield 72 56

Southeast Mo. St.

Loss, Non-Conf, S Site, H Home A Away N Neutral

Average RPI Win:	283	WON-LOST	WINNING	LAST 10	STRENGTH OF	OPP. STRENGTH	TEAM	ADJ.	CONF.	ADJ CONF.
Average RPI Loss:	220	RECORD	PCT. RANK	GAMES	SCHEDULE	OF SCHEDULE	RPI	RPI	RPI	RPI
DIV. I ONLY	7- 13	257	2- 8	334	318	313	313	30	30	
DIV. I NON-CONF.	6- 5	136	1- 2	337	310	243	243	29	29	
TOTALS	RPI 1-25	RPI 26-50	W-L RECORDS	RPI 51-100	RPI 101-150	RPI 150+				
7- 13	0- 0	0- 0	OVERALL	0- 2	0- 2	7- 9				
4- 4	0- 0	0- 0	HOME	0- 1	0- 1	4- 2				
2- 9	0- 0	0- 0	AWAY	0- 1	0- 1	2- 7				
1- 0	0- 0	0- 0	NEUTRAL	0- 0	0- 0	1- 0				
6- 5	0- 0	0- 0	NON-CONFERENCE	0- 1	0- 2	6- 2				
3- 1	0- 0	0- 0	HOME	0- 0	0- 1	3- 0				
2- 4	0- 0	0- 0	AWAY	0- 1	0- 1	2- 2				
1- 0	0- 0	0- 0	NEUTRAL	0- 0	0- 0	1- 0				
1- 8	0- 0	0- 0	CONFERENCE	0- 1	0- 0	1- 7				
1- 3	0- 0	0- 0	HOME	0- 1	0- 0	1- 2				
0- 5	0- 0	0- 0	AWAY	0- 0	0- 0	0- 5				
0- 0	0- 0	0- 0	NEUTRAL	0- 0	0- 0	0- 0				

RPI 1-25				RPI 26-50				RPI 51-100				RPI 101+				Team's RPI: 313
RPI	S	Opponent	Score	RPI	S	Opponent	Score	RPI	S	Opponent	Score	RPI	S	Opponent	Score	
								67	A	Stetson	72 103	102	H	Wright St.	69 95	
								95	H	UT Martin	87 88	142	A	Western Ky.	63 86	
												213	A	Belmont	57 67	
												214	A	Xavier	66 70	
												215	H	Saint Louis	83 64	
												247	A	Eastern Ky.	72 86	
												254	A	Austin Peay	71 86	
												254	H	Austin Peay	76 68	
												263	H	Tennessee Tech	65 81	
												266	N	Bethune-Cookman	81 70	
												274	A	Evansville	62 50	
												297	H	Jacksonville St.	76 78	
												305	A	SIU Edwardsville	67 71	
												308	A	Eastern Ill.	74 80	
												314	H	Kennesaw St.	72 66	
												318	A	Lipscomb	86 79	
												343	H	New Orleans	88 47	
												347	A	Alabama A&M	62 69	
LAST 12 Division I GAMES:																
254	A	Austin Peay	71 86	254	H	Austin Peay	76 68									
263	H	Tennessee Tech	65 81	95	H	UT Martin	87 88									
297	H	Jacksonville St.	76 78	247	A	Eastern Ky.	72 86									
308	A	Eastern Ill.	74 80	266	N	Bethune-Cookman	81 70									
305	A	SIU Edwardsville	67 71	67	A	Stetson	72 103									
213	A	Belmont	57 67	347	A	Alabama A&M	62 69									

Non-Div I Games: Robert Morris-S'fiel01 44

Murray St.

Average RPI Win:	300	WON-LOST	WINNING	LAST 10	STRENGTH OF	OPP. STRENGTH	TEAM	ADJ.	CONF.	ADJ CONF.
Average RPI Loss:	180	RECORD	PCT. RANK	GAMES	SCHEDULE	OF SCHEDULE	RPI	RPI	RPI	RPI
DIV. I ONLY	6- 16	288	4- 6	266	312	314	314	22	22	
DIV. I NON-CONF.	2- 9	299	1- 0	248	342	332	332	21	21	
TOTALS	RPI 1-25	RPI 26-50	W-L RECORDS	RPI 51-100	RPI 101-150	RPI 150+				
6- 16	0- 0	0- 1	OVERALL	0- 4	0- 2	6- 9				
5- 6	0- 0	0- 0	HOME	0- 3	0- 0	5- 3				
1- 10	0- 0	0- 1	AWAY	0- 1	0- 2	1- 6				
0- 0	0- 0	0- 0	NEUTRAL	0- 0	0- 0	0- 0				
2- 9	0- 0	0- 1	NON-CONFERENCE	0- 2	0- 1	2- 5				
2- 3	0- 0	0- 0	HOME	0- 1	0- 0	2- 2				
0- 6	0- 0	0- 1	AWAY	0- 1	0- 1	0- 3				
0- 0	0- 0	0- 0	NEUTRAL	0- 0	0- 0	0- 0				
4- 7	0- 0	0- 0	CONFERENCE	0- 2	0- 1	4- 4				
3- 3	0- 0	0- 0	HOME	0- 2	0- 0	3- 1				
1- 4	0- 0	0- 0	AWAY	0- 0	0- 1	1- 3				
0- 0	0- 0	0- 0	NEUTRAL	0- 0	0- 0	0- 0				

RPI S	Opponent	Score	RPI S	Opponent	Score	RPI S	Opponent	Score	RPI S	Opponent	Score	Team's RPI: 314
28	A Middle Tenn.	32 68	52	H Florida	62 83	147	A USC Upstate	64 72				
			57	A Georgia	32 91	149	A Col. of Charleston	66 87				
			67	H Stetson	75 98	187	A Northern Ky.	51 79				
			77	H FGCU	55 69	187	H Northern Ky.	53 39				
						209	H Jacksonville	63 74				
						233	A Mercer	59 64				
						237	H Georgia St.	54 60				
						243	A Gardner-Webb	58 84				
						268	A East Tenn. St.	68 74				
						293	H Tennessee St.	70 68				
						297	A Jacksonville St.	65 78				
						310	H Columbia	61 78				
						313	A Murray St.	66 72				
						318	A Lipscomb	82 78				
						318	H Lipscomb	88 79				
						337	H North Florida	59 51				
						347	H Alabama A&M	83 79				
LAST 12 Division I GAMES:												
187	H Northern Ky.	53 39	77	H FGCU	55 69							
318	H Lipscomb	88 79	187	A Northern Ky.	51 79							
233	A Mercer	59 64	318	A Lipscomb	82 78							
147	A USC Upstate	64 72	337	H North Florida	59 51							
268	A East Tenn. St.	68 74	209	H Jacksonville	63 74							
67	H Stetson	75 98	347	H Alabama A&M	83 79							

Non-Div I Games:

Kennesaw St.

■ Loss,
■ Non-Conf,
■ S Site,
■ H Home
■ A Away
N Neutral

Average RPI Win:	197	WON-LOST	WINNING	LAST 10	STRENGTH OF	OPP. STRENGTH	TEAM	ADJ.	CONF.	ADJ CONF.
Average RPI Loss:	180	RECORD	PCT. RANK	GAMES	SCHEDULE	OF SCHEDULE	RPI	RPI	RPI	RPI
DIV. I ONLY	1- 19	344	0- 10	75	335	315	315	24	24	
DIV. I NON-CONF.	1- 10	331	0- 3	32	270	257	257	25	25	
TOTALS	RPI 1-25	RPI 26-50	W-L RECORDS	RPI 51-100	RPI 101-150	RPI 150+				
1- 19	0- 1	0- 0	OVERALL	0- 7	0- 1	1- 10				
1- 7	0- 0	0- 0	HOME	0- 2	0- 0	1- 5				
0- 10	0- 1	0- 0	AWAY	0- 4	0- 1	0- 4				
0- 2	0- 0	0- 0	NEUTRAL	0- 1	0- 0	0- 1				
1- 10	0- 1	0- 0	NON-CONFERENCE	0- 4	0- 1	1- 4				
1- 2	0- 0	0- 0	HOME	0- 1	0- 0	1- 1				
0- 6	0- 1	0- 0	AWAY	0- 2	0- 1	0- 2				
0- 2	0- 0	0- 0	NEUTRAL	0- 1	0- 0	0- 1				
0- 9	0- 0	0- 0	CONFERENCE	0- 3	0- 0	0- 6				
0- 5	0- 0	0- 0	HOME	0- 1	0- 0	0- 4				
0- 4	0- 0	0- 0	AWAY	0- 2	0- 0	0- 2				
0- 0	0- 0	0- 0	NEUTRAL	0- 0	0- 0	0- 0				

RPI 1-25				RPI 26-50				RPI 51-100				RPI 101+ Team's RPI: 315			
RPI	S	Opponent	Score	RPI	S	Opponent	Score	RPI	S	Opponent	Score	RPI	S	Opponent	Score
12	A	North Carolina St.	52 94					67	H	Penn	51 85	108	A	George Washington	60 75
								81	A	Army	48 73	176	A	Stony Brook	55 79
								91	A	Miami (FL)	42 80	197	H	Towson	69 63
								93	A	Hampton	45 99	227	H	Cornell	42 59
								93	H	Hampton	46 90	252	H	Howard	66 71
								96	N	Fairfield	46 75	271	A	N.C. Central	48 50
								99	A	N.C. A&T	48 78	275	N	Western Caro.	56 82
												288	H	Delaware St.	66 86
												291	A	Norfolk St.	52 61
												291	H	Norfolk St.	63 64
												295	A	Brown	53 63
												322	H	South Carolina St.	53 80
LAST 12 Division I GAMES:															
291	H	Norfolk St.	63 64	291	A	Norfolk St.	52 61								
93	H	Hampton	46 90	322	H	South Carolina St.	53 80								
288	H	Delaware St.	66 86	67	H	Penn	51 85								
271	A	N.C. Central	48 50	227	H	Cornell	42 59								
99	A	N.C. A&T	48 78	252	H	Howard	66 71								
93	A	Hampton	45 99	275	N	Western Caro.	56 82								

Non-Div I Games: Wesley 90 55 Lincoln (PA) 86 94

Morgan St.

Loss, Non-Conf, S Site, H Home A Away N Neutral

Average RPI Win:	341	WON-LOST	WINNING	LAST 10	STRENGTH OF	OPP. STRENGTH	TEAM	ADJ.	CONF.	ADJ CONF.
Average RPI Loss:	148	RECORD	PCT. RANK	GAMES	SCHEDULE	OF SCHEDULE	RPI	RPI	RPI	RPI
DIV. I ONLY	2- 17	341	0- 10	133	275	316	316	15	15	
DIV. I NON-CONF.	2- 5	267	0- 0	75	323	233	233	18	18	
TOTALS	RPI 1-25	RPI 26-50	W-L RECORDS	RPI 51-100	RPI 101-150	RPI 150+				
2- 17	0- 0	0- 1	OVERALL	0- 2	0- 8	2- 6				
2- 5	0- 0	0- 0	HOME	0- 1	0- 2	2- 2				
0- 12	0- 0	0- 1	AWAY	0- 1	0- 6	0- 4				
0- 0	0- 0	0- 0	NEUTRAL	0- 0	0- 0	0- 0				
2- 5	0- 0	0- 1	NON-CONFERENCE	0- 2	0- 2	2- 0				
2- 1	0- 0	0- 0	HOME	0- 1	0- 0	2- 0				
0- 4	0- 0	0- 1	AWAY	0- 1	0- 2	0- 0				
0- 0	0- 0	0- 0	NEUTRAL	0- 0	0- 0	0- 0				
0- 12	0- 0	0- 0	CONFERENCE	0- 0	0- 6	0- 6				
0- 4	0- 0	0- 0	HOME	0- 0	0- 2	0- 2				
0- 8	0- 0	0- 0	AWAY	0- 0	0- 4	0- 4				
0- 0	0- 0	0- 0	NEUTRAL	0- 0	0- 0	0- 0				

RPI 1-25				RPI 26-50				RPI 51-100				RPI 101+				Team's RPI: 316	
RPI	S	Opponent	Score	RPI	S	Opponent	Score	RPI	S	Opponent	Score	RPI	S	Opponent	Score		
				38	A	San Diego	55 75	54	H	BYU	85 90	101	H	Sacramento St.	104 111		
								81	A	Army	51 57	104	A	North Dakota	55 68		
												104	H	North Dakota	72 83		
												119	A	Colorado St.	54 59		
												128	A	Southern Utah	64 76		
												130	A	Montana	52 68		
												134	A	Seton Hall	61 78		
												150	A	Eastern Wash.	67 78		
												170	A	Idaho St.	58 60		
												198	A	Montana St.	71 87		
												218	A	Northern Colo.	63 70		
												218	H	Northern Colo.	49 68		
												261	A	Portland St.	60 66		
												300	H	Northern Ariz.	87 96		
												340	H	Air Force	81 69		
												342	H	Utah Valley	79 64		
LAST 12 Division I GAMES:																	
218	A	Northern Colo.	63 70	170	A	Idaho St.	58 60										
104	A	North Dakota	55 68	128	A	Southern Utah	64 76										
101	H	Sacramento St.	104 111	104	H	North Dakota	72 83										
300	H	Northern Ariz.	87 96	218	H	Northern Colo.	49 68										
130	A	Montana	52 68	261	A	Portland St.	60 66										
198	A	Montana St.	71 87	150	A	Eastern Wash.	67 78										

Non-Div I Games: Montana Western 77 57 Walla Walla 107 25

Weber St.

■ Loss,
■ Non-Conf, S Site,
■ Home
■ Away
N Neutral

Average RPI Win:	222	WON-LOST	WINNING	LAST 10	STRENGTH OF	OPP. STRENGTH	TEAM	ADJ.	CONF.	ADJ CONF.
Average RPI Loss:	165	RECORD	PCT. RANK	GAMES	SCHEDULE	OF SCHEDULE	RPI	RPI	RPI	RPI
DIV. I ONLY	4- 18	324	1- 9	206	178	317	317	13	13	
DIV. I NON-CONF.	3- 8	269	0- 1	267	215	305	305	13	13	
TOTALS	RPI 1-25	RPI 26-50	W-L RECORDS	RPI 51-100	RPI 101-150	RPI 150+				
4- 18	0- 0	0- 2	OVERALL	0- 2	0- 3	4- 11				
3- 9	0- 0	0- 2	HOME	0- 2	0- 0	3- 5				
0- 9	0- 0	0- 0	AWAY	0- 0	0- 3	0- 6				
1- 0	0- 0	0- 0	NEUTRAL	0- 0	0- 0	1- 0				
3- 8	0- 0	0- 0	NON-CONFERENCE	0- 2	0- 2	3- 4				
2- 4	0- 0	0- 0	HOME	0- 2	0- 0	2- 2				
0- 4	0- 0	0- 0	AWAY	0- 0	0- 2	0- 2				
1- 0	0- 0	0- 0	NEUTRAL	0- 0	0- 0	1- 0				
1- 10	0- 0	0- 2	CONFERENCE	0- 0	0- 1	1- 7				
1- 5	0- 0	0- 2	HOME	0- 0	0- 0	1- 3				
0- 5	0- 0	0- 0	AWAY	0- 0	0- 1	0- 4				
0- 0	0- 0	0- 0	NEUTRAL	0- 0	0- 0	0- 0				

RPI	S	Opponent	Score	RPI	S	Opponent	Score	RPI	S	Opponent	Score	RPI	S	Opponent	Score	Team's RPI: 317
31	H	Central Mich.	53 87	58	H	St. Bonaventure	44 61	114	A	Arkansas St.	61 92	122	A	Akron	51 77	
37	H	Bowling Green	39 58	78	H	Duquesne	63 94	138	A	Cincinnati	46 65	165	A	Ball St.	31 55	
								165	H	Ball St.	60 57	182	A	Eastern Mich.	57 65	
								182	H	Eastern Mich.	70 88	190	H	Ohio	59 76	
								194	H	Toledo	55 83	212	N	Stephen F. Austin	54 52	
								213	A	Belmont	60 84	237	H	Georgia St.	55 56	
								238	A	Northern Ill.	43 65	245	A	Miami (OH)	62 72	
								247	H	Eastern Ky.	75 74	256	A	Houston	44 54	
								265	H	Niagara	69 46	283	H	Massachusetts	61 69	
LAST 12 Division I GAMES:																
194	H	Toledo	55 83	122	A	Akron	51 77									
182	A	Eastern Mich.	57 65	190	H	Ohio	59 76									
165	H	Ball St.	60 57	165	A	Ball St.	31 55									
238	A	Northern Ill.	43 65	37	H	Bowling Green	39 58									
245	A	Miami (OH)	62 72	182	H	Eastern Mich.	70 88									
31	H	Central Mich.	53 87	58	H	St. Bonaventure	44 61									

Non-Div I Games:

Kent St.

■ Loss,
■ Non-Conf,
■ S Site,
■ H Home
■ A Away
N Neutral

Average RPI Win: 278	WON-LOST	WINNING	LAST 10	STRENGTH OF	OPP. STRENGTH	TEAM	ADJ.	CONF.	ADJ CONF.
Average RPI Loss: 194	RECORD	PCT. RANK	GAMES	SCHEDULE	OF SCHEDULE	RPI	RPI	RPI	RPI
DIV. I ONLY	3- 19	336	0- 10	237	273	318	318	22	22
DIV. I NON-CONF.	3- 8	269	0- 1	188	255	240	240	21	21
TOTALS	RPI 1-25	RPI 26-50	W-L RECORDS	RPI 51-100	RPI 101-150	RPI 150+			
3- 19	0- 2	0- 0	OVERALL	0- 3	0- 2	3- 12			
0- 7	0- 0	0- 0	HOME	0- 2	0- 0	0- 5			
2- 11	0- 2	0- 0	AWAY	0- 1	0- 2	2- 6			
1- 1	0- 0	0- 0	NEUTRAL	0- 0	0- 0	1- 1			
3- 8	0- 2	0- 0	NON-CONFERENCE	0- 1	0- 1	3- 4			
0- 3	0- 0	0- 0	HOME	0- 0	0- 0	0- 3			
2- 4	0- 2	0- 0	AWAY	0- 1	0- 1	2- 0			
1- 1	0- 0	0- 0	NEUTRAL	0- 0	0- 0	1- 1			
0- 11	0- 0	0- 0	CONFERENCE	0- 2	0- 1	0- 8			
0- 4	0- 0	0- 0	HOME	0- 2	0- 0	0- 2			
0- 7	0- 0	0- 0	AWAY	0- 0	0- 1	0- 6			
0- 0	0- 0	0- 0	NEUTRAL	0- 0	0- 0	0- 0			

RPI 1-25				RPI 26-50				RPI 51-100				RPI 101+ Team's RPI: 318			
RPI	S	Opponent	Score	RPI	S	Opponent	Score	RPI	S	Opponent	Score	RPI	S	Opponent	Score
6	A	Tennessee	42 110					57	A	Georgia	46 81	141	A	UAB	54 70
21	A	Kentucky	49 116					67	H	Stetson	47 82	147	A	USC Upstate	69 92
								77	H	FGCU	67 85	187	A	Northern Ky.	65 72
												209	A	Jacksonville	65 86
												213	H	Belmont	52 68
												233	A	Mercer	71 76
												233	H	Mercer	72 79
												243	N	Gardner-Webb	86 68
												268	A	East Tenn. St.	75 78
												270	N	Bradley	85 87
												284	H	Morehead St.	77 82
												293	A	Tennessee St.	81 78
												297	A	Jacksonville St.	86 76
												313	H	Murray St.	79 86
												314	A	Kennesaw St.	79 88
												314	H	Kennesaw St.	78 82
												337	A	North Florida	66 78
LAST 12 Division I GAMES:															
233	A	Mercer	71 76	209	A	Jacksonville	65 86								
314	A	Kennesaw St.	79 88	233	H	Mercer	72 79								
67	H	Stetson	47 82	314	H	Kennesaw St.	78 82								
77	H	FGCU	67 85	147	A	USC Upstate	69 92								
187	A	Northern Ky.	65 72	268	A	East Tenn. St.	75 78								
337	A	North Florida	66 78	6	A	Tennessee	42 110								

Non-Div I Games:

Lipscomb

■ Loss,
 ■ Non-Conf, S Site,
 ■ Home
 ■ Away
 N Neutral

Average RPI Win:	274	WON-LOST	WINNING	LAST 10	STRENGTH OF	OPP. STRENGTH	TEAM	ADJ.	CONF.	ADJ CONF.
Average RPI Loss:	213	RECORD	PCT. RANK	GAMES	SCHEDULE	OF SCHEDULE	RPI	RPI	RPI	RPI
DIV. I ONLY	7- 14	261	4- 6	326	336	319	319	29	29	
DIV. I NON-CONF.	3- 9	280	1- 2	303	329	320	320	28	28	
TOTALS	RPI 1-25	RPI 26-50	W-L RECORDS	RPI 51-100	RPI 101-150	RPI 150+				
7- 14	0- 0	0- 0	OVERALL	0- 1	1- 1	6- 12				
5- 5	0- 0	0- 0	HOME	0- 1	0- 0	5- 4				
2- 9	0- 0	0- 0	AWAY	0- 0	1- 1	1- 8				
0- 0	0- 0	0- 0	NEUTRAL	0- 0	0- 0	0- 0				
3- 9	0- 0	0- 0	NON-CONFERENCE	0- 0	1- 1	2- 8				
2- 3	0- 0	0- 0	HOME	0- 0	0- 0	2- 3				
1- 6	0- 0	0- 0	AWAY	0- 0	1- 1	0- 5				
0- 0	0- 0	0- 0	NEUTRAL	0- 0	0- 0	0- 0				
4- 5	0- 0	0- 0	CONFERENCE	0- 1	0- 0	4- 4				
3- 2	0- 0	0- 0	HOME	0- 1	0- 0	3- 1				
1- 3	0- 0	0- 0	AWAY	0- 0	0- 0	1- 3				
0- 0	0- 0	0- 0	NEUTRAL	0- 0	0- 0	0- 0				

RPI 1-25			RPI 26-50			RPI 51-100			RPI 101+			Team's RPI: 319		
RPI	S	Opponent	Score	RPI	S	Opponent	Score	RPI	S	Opponent	Score			
								79	H	Idaho	64	81		
										109	A	Missouri	69	78
										145	A	San Francisco	70	62
										152	H	Bakersfield	80	87
										156	A	Grand Canyon	63	74
										182	A	Eastern Mich.	66	75
										193	H	Texas Southern	80	79
										194	H	Toledo	81	96
										223	H	Sam Houston St.	76	78
										226	A	North Texas	70	77
										234	A	Tex.-Pan American	50	65
										235	H	Seattle	77	65
										262	H	Western Ill.	74	80
										269	A	San Jose St.	76	81
										282	A	New Mexico St.	77	106
										305	A	SIU Edwardsville	76	79
										308	H	Eastern Ill.	69	62
										312	A	Southeast Mo. St.	74	76
										342	H	Utah Valley	83	66
										346	A	Chicago St.	84	52
										346	H	Chicago St.	83	60
LAST 12 Division I GAMES:														

Non-Div I Games: Maryville (MO) 83 79

UMKC

Loss, Non-Conf, S Site, H Home A Away N Neutral

La.-Lafayette

Through Games Of Feb. 9, 2014

Average RPI Win:	304	WON-LOST	WINNING	LAST 10	STRENGTH OF	OPP. STRENGTH	TEAM	ADJ.	CONF.	ADJ CONF.
Average RPI Loss:	217	RECORD	PCT. RANK	GAMES	SCHEDULE	OF SCHEDULE	RPI	RPI	RPI	RPI
DIV. I ONLY	8- 12	224	2- 8	347	297	320	320	26	26	
DIV. I NON-CONF.	5- 4	131	1- 0	342	322	264	264	26	26	
TOTALS	RPI 1-25	RPI 26-50	W-L RECORDS	RPI 51-100	RPI 101-150	RPI 150+				
8- 12	0- 0	0- 0	OVERALL	0- 1	0- 1	8- 10				
4- 5	0- 0	0- 0	HOME	0- 0	0- 1	4- 4				
4- 7	0- 0	0- 0	AWAY	0- 1	0- 0	4- 6				
0- 0	0- 0	0- 0	NEUTRAL	0- 0	0- 0	0- 0				
5- 4	0- 0	0- 0	NON-CONFERENCE	0- 1	0- 0	5- 3				
3- 1	0- 0	0- 0	HOME	0- 0	0- 0	3- 1				
2- 3	0- 0	0- 0	AWAY	0- 1	0- 0	2- 2				
0- 0	0- 0	0- 0	NEUTRAL	0- 0	0- 0	0- 0				
3- 8	0- 0	0- 0	CONFERENCE	0- 0	0- 1	3- 7				
1- 4	0- 0	0- 0	HOME	0- 0	0- 1	1- 3				
2- 4	0- 0	0- 0	AWAY	0- 0	0- 0	2- 4				
0- 0	0- 0	0- 0	NEUTRAL	0- 0	0- 0	0- 0				

RPI 1-25				RPI 26-50				RPI 51-100				RPI 101+				Team's RPI: 320	
RPI	S	Opponent	Score	RPI	S	Opponent	Score	RPI	S	Opponent	Score	RPI	S	Opponent	Score		
								89	A	Mississippi St.	51	78	142	H	Western Ky.	63	68
												162	A	UALR	60	74	
												198	H	Lamar	60	68	
												221	A	Louisiana Tech	44	51	
												223	A	Sam Houston St.	73	83	
												228	A	Texas St.	64	70	
												228	H	Texas St.	53	65	
												237	H	Georgia St.	67	72	
												259	H	Southeastern La.	66	53	
												264	A	Troy	75	87	
												279	A	La.-Monroe	68	49	
												279	H	La.-Monroe	59	66	
												280	A	Jackson St.	81	64	
												294	A	South Ala.	65	60	
												311	H	Alcorn	63	50	
												330	A	Texas-Arlington	54	73	
												330	H	Texas-Arlington	66	64	
												338	H	Neb. Omaha	80	68	
												343	A	New Orleans	71	42	
LAST 12 Division I GAMES:																	
228	A	Texas St.	64	70	264	A	Troy	75	87								
330	A	Texas-Arlington	54	73	294	A	South Ala.	65	60								
279	H	La.-Monroe	59	66	330	H	Texas-Arlington	66	64								
162	A	UALR	60	74	228	H	Texas St.	53	65								
142	H	Western Ky.	63	68	279	A	La.-Monroe	68	49								
237	H	Georgia St.	67	72	259	H	Southeastern La.	66	53								

Non-Div I Games: Xavier (LA) 62 54 Southern-N.O. 72 62

La.-Lafayette

■ Loss,
 ■ Non-Conf, S Site,
 ■ Home
 ■ Away
 N Neutral

Valparaiso

Through Games Of Feb. 9, 2014

Average RPI Win:	293	WON-LOST	WINNING	LAST 10	STRENGTH OF	OPP. STRENGTH	TEAM	ADJ.	CONF.	ADJ CONF.
Average RPI Loss:	166	RECORD	PCT. RANK	GAMES	SCHEDULE	OF SCHEDULE	RPI	RPI	RPI	RPI
DIV. I ONLY	3- 18	333	1- 9	239	172	321	321	20	20	
DIV. I NON-CONF.	2- 11	314	0- 4	249	172	306	306	19	19	
TOTALS	RPI 1-25	RPI 26-50	W-L RECORDS	RPI 51-100	RPI 101-150	RPI 150+				
3- 18	0- 1	0- 0	OVERALL	0- 2	0- 4	3- 11				
1- 7	0- 0	0- 0	HOME	0- 1	0- 2	1- 4				
1- 10	0- 1	0- 0	AWAY	0- 1	0- 2	1- 6				
1- 1	0- 0	0- 0	NEUTRAL	0- 0	0- 0	1- 1				
2- 11	0- 1	0- 0	NON-CONFERENCE	0- 1	0- 2	2- 7				
0- 4	0- 0	0- 0	HOME	0- 1	0- 1	0- 2				
1- 6	0- 1	0- 0	AWAY	0- 0	0- 1	1- 4				
1- 1	0- 0	0- 0	NEUTRAL	0- 0	0- 0	1- 1				
1- 7	0- 0	0- 0	CONFERENCE	0- 1	0- 2	1- 4				
1- 3	0- 0	0- 0	HOME	0- 0	0- 1	1- 2				
0- 4	0- 0	0- 0	AWAY	0- 1	0- 1	0- 2				
0- 0	0- 0	0- 0	NEUTRAL	0- 0	0- 0	0- 0				

RPI 1-25			RPI 26-50			RPI 51-100			RPI 101+			Team's RPI: 321
RPI	S	Opponent	Score	RPI	S	Opponent	Score	RPI	S	Opponent	Score	
1	A	Notre Dame	46 96					97	A	Green Bay	42 70	
								98	H	IUPUI	51 84	
								102	H	Wright St.	65 79	
								115	H	Butler	50 65	
								126	A	Ill.-Chicago	51 69	
								148	A	Illinois	59 87	
								158	A	FIU	47 65	
								160	H	Cleveland St.	66 76	
								174	H	South Dakota	70 81	
								178	A	Tulsa	70 84	
								194	A	Toledo	63 61	
								198	N	Montana St.	85 96	
								215	A	Saint Louis	56 78	
								220	A	Oakland	55 88	
								222	H	Western Mich.	50 72	
								224	H	Youngstown St.	49 62	
								263	A	Tennessee Tech	78 84	
								281	A	Milwaukee	80 85	
								339	H	Detroit	85 44	
								346	N	Chicago St.	74 50	
LAST 12 Division I GAMES:												
97	A	Green Bay	42 70	220	A	Oakland	55 88					
281	A	Milwaukee	80 85	224	H	Youngstown St.	49 62					
160	H	Cleveland St.	66 76	178	A	Tulsa	70 84					
339	H	Detroit	85 44	174	H	South Dakota	70 81					
126	A	Ill.-Chicago	51 69	222	H	Western Mich.	50 72					
102	H	Wright St.	65 79	115	H	Butler	50 65					

Non-Div I Games:

Valparaiso

■ Loss,
 ■ Non-Conf, S Site,
 ■ Home
 ■ Away
 N Neutral

Average RPI Win:	285	WON-LOST	WINNING	LAST 10	STRENGTH OF	OPP. STRENGTH	TEAM	ADJ.	CONF.	ADJ CONF.
Average RPI Loss:	193	RECORD	PCT. RANK	GAMES	SCHEDULE	OF SCHEDULE	RPI	RPI	RPI	RPI
DIV. I ONLY	5- 14	291	3- 6	330	205	322	322	24	24	
DIV. I NON-CONF.	1- 8	318	0- 1	292	229	334	334	25	25	
TOTALS	RPI 1-25	RPI 26-50	W-L RECORDS	RPI 51-100	RPI 101-150	RPI 150+				
5- 14	0- 1	0- 0	OVERALL	0- 2	0- 3	5- 8				
3- 3	0- 0	0- 0	HOME	0- 1	0- 0	3- 2				
2- 11	0- 1	0- 0	AWAY	0- 1	0- 3	2- 6				
0- 0	0- 0	0- 0	NEUTRAL	0- 0	0- 0	0- 0				
1- 8	0- 1	0- 0	NON-CONFERENCE	0- 1	0- 3	1- 3				
1- 0	0- 0	0- 0	HOME	0- 0	0- 0	1- 0				
0- 8	0- 1	0- 0	AWAY	0- 1	0- 3	0- 3				
0- 0	0- 0	0- 0	NEUTRAL	0- 0	0- 0	0- 0				
4- 6	0- 0	0- 0	CONFERENCE	0- 1	0- 0	4- 5				
2- 3	0- 0	0- 0	HOME	0- 1	0- 0	2- 2				
2- 3	0- 0	0- 0	AWAY	0- 0	0- 0	2- 3				
0- 0	0- 0	0- 0	NEUTRAL	0- 0	0- 0	0- 0				

RPI 1-25				RPI 26-50				RPI 51-100				RPI 101+				Team's RPI:	322
RPI	S	Opponent	Score	RPI	S	Opponent	Score	RPI	S	Opponent	Score	RPI	S	Opponent	Score		
8	A	South Carolina	26 70					57	A	Georgia	58 74	137	A	Clemson	46 88		
								93	H	Hampton	47 78	147	A	USC Upstate	57 58		
												149	A	Col. of Charleston	56 70		
												153	A	Coppin St.	49 62		
												184	A	Florida A&M	64 70		
												184	H	Florida A&M	68 57		
												266	A	Bethune-Cookman	56 64		
												266	H	Bethune-Cookman	53 71		
												288	A	Delaware St.	64 60		
												291	H	Norfolk St.	54 59		
												297	A	Jacksonville St.	63 73		
												303	A	UNC Greensboro	63 72		
												309	H	Presbyterian	43 41		
												315	A	Morgan St.	80 53		
												329	H	UMES	63 50		
												347	A	Alabama A&M	78 81		
LAST 12 Division I GAMES:																	
288	A	Delaware St.	64 60	184	H	Florida A&M	68 57										
266	A	Bethune-Cookman	56 64	153	A	Coppin St.	49 62										
184	A	Florida A&M	64 70	315	A	Morgan St.	80 53										
93	H	Hampton	47 78	329	H	UMES	63 50										
291	H	Norfolk St.	54 59	8	A	South Carolina	26 70										
266	H	Bethune-Cookman	53 71	297	A	Jacksonville St.	63 73										

Non-Div I Games: Southern Wesleyan 104 69

South Carolina St.

Average RPI Win:	280	WON-LOST	WINNING	LAST 10	STRENGTH OF	OPP. STRENGTH	TEAM	ADJ.	CONF.	ADJ CONF.
Average RPI Loss:	208	RECORD	PCT. RANK	GAMES	SCHEDULE	OF SCHEDULE	RPI	RPI	RPI	RPI
DIV. I ONLY	5- 17	305	3- 7	274	333	323	323	27	27	
DIV. I NON-CONF.	2- 9	299	1- 0	283	341	318	318	27	27	
TOTALS	RPI 1-25	RPI 26-50	W-L RECORDS	RPI 51-100	RPI 101-150	RPI 150+				
5- 17	0- 0	0- 0	OVERALL	0- 1	0- 2	5- 14				
2- 10	0- 0	0- 0	HOME	0- 0	0- 2	2- 8				
3- 7	0- 0	0- 0	AWAY	0- 1	0- 0	3- 6				
0- 0	0- 0	0- 0	NEUTRAL	0- 0	0- 0	0- 0				
2- 9	0- 0	0- 0	NON-CONFERENCE	0- 1	0- 1	2- 7				
0- 5	0- 0	0- 0	HOME	0- 0	0- 1	0- 4				
2- 4	0- 0	0- 0	AWAY	0- 1	0- 0	2- 3				
0- 0	0- 0	0- 0	NEUTRAL	0- 0	0- 0	0- 0				
3- 8	0- 0	0- 0	CONFERENCE	0- 0	0- 1	3- 7				
2- 5	0- 0	0- 0	HOME	0- 0	0- 1	2- 4				
1- 3	0- 0	0- 0	AWAY	0- 0	0- 0	1- 3				
0- 0	0- 0	0- 0	NEUTRAL	0- 0	0- 0	0- 0				

RPI 1-25			RPI 26-50			RPI 51-100			RPI 101+ Team's RPI: 323		
RPI	S	Opponent	Score	RPI	S	Opponent	Score	RPI	S	Opponent	Score
						67 A Penn	59 70	128 H	Southern Utah	44 57	
								139 H	St. Francis Brooklyn	48 69	
								156 A	Grand Canyon	63 72	
								169 A	Mt. St. Mary's	62 63	
								169 H	Mt. St. Mary's	60 69	
								183 H	Saint Francis (PA)	76 84	
								197 A	Towson	56 76	
								200 H	Sacred Heart	62 54	
								211 H	McNeese St.	57 71	
								230 A	Rider	48 62	
								236 H	Robert Morris	52 66	
								240 A	Bryant	66 72	
								240 H	Bryant	66 76	
								246 H	Maine	50 66	
								258 H	Central Conn. St.	60 51	
								290 A	Wagner	65 71	
								300 A	Northern Ariz.	78 72	
								301 A	Monmouth	67 52	
								310 H	Columbia	59 62	
								331 H	NJIT	58 60	
								341 A	Fairleigh Dickinson	86 64	
LAST 12 Division I GAMES:											
169 H		Mt. St. Mary's	60 69	240 A		Bryant	66 72				
200 H		Sacred Heart	62 54	258 H		Central Conn. St.	60 51				
240 H		Bryant	66 76	139 H		St. Francis Brooklyn	48 69				
183 H		Saint Francis (PA)	76 84	169 A		Mt. St. Mary's	62 63				
236 H		Robert Morris	52 66	290 A		Wagner	65 71				
341 A		Fairleigh Dickinson	86 64	300 A		Northern Ariz.	78 72				

Non-Div I Games:

LIU Brooklyn

■ Loss,
 ■ Non-Conf,
 S Site,
 H Home
 A Away
 N Neutral

Binghamton

Through Games Of Feb. 9, 2014

Average RPI Win:	262	WON-LOST	WINNING	LAST 10	STRENGTH OF	OPP. STRENGTH	TEAM	ADJ.	CONF.	ADJ CONF.
Average RPI Loss:	204	RECORD	PCT. RANK	GAMES	SCHEDULE	OF SCHEDULE	RPI	RPI	RPI	RPI
DIV. I ONLY	4- 20	328	1- 9	259	317	324	324	31	31	
DIV. I NON-CONF.	3- 10	285	1- 0	216	234	275	275	31	31	
TOTALS	RPI 1-25	RPI 26-50	W-L RECORDS	RPI 51-100	RPI 101-150	RPI 150+				
4- 20	0- 0	0- 0	OVERALL	0- 3	0- 3	4- 14				
0- 9	0- 0	0- 0	HOME	0- 2	0- 2	0- 5				
2- 10	0- 0	0- 0	AWAY	0- 0	0- 1	2- 9				
2- 1	0- 0	0- 0	NEUTRAL	0- 1	0- 0	2- 0				
3- 10	0- 0	0- 0	NON-CONFERENCE	0- 3	0- 2	3- 5				
0- 4	0- 0	0- 0	HOME	0- 2	0- 1	0- 1				
1- 5	0- 0	0- 0	AWAY	0- 0	0- 1	1- 4				
2- 1	0- 0	0- 0	NEUTRAL	0- 1	0- 0	2- 0				
1- 10	0- 0	0- 0	CONFERENCE	0- 0	0- 1	1- 9				
0- 5	0- 0	0- 0	HOME	0- 0	0- 1	0- 4				
1- 5	0- 0	0- 0	AWAY	0- 0	0- 0	1- 5				
0- 0	0- 0	0- 0	NEUTRAL	0- 0	0- 0	0- 0				

RPI 1-25			RPI 26-50			RPI 51-100			RPI 101+			Team's RPI: 324
RPI	S	Opponent	Score	RPI	S	Opponent	Score	RPI	S	Opponent	Score	
						58 H St. Bonaventure	54 63	118 H Albany (NY)			36 66	
						61 H Princeton	49 75	124 A Bucknell			48 89	
						74 N Arkansas	23 72	127 H Buffalo			47 65	
								176 A Stony Brook			42 62	
								176 H Stony Brook			45 48	
								191 N La Salle			57 56	
								203 A Hartford			42 66	
								227 A Cornell			52 63	
								230 A Rider			63 66	
								232 A New Hampshire			53 72	
								242 H Canisius			53 66	
								246 A Maine			53 65	
								246 H Maine			51 64	
								249 A New Mexico			58 53	
								265 A Niagara			53 69	
								267 A Siena			41 49	
								283 N Massachusetts			56 51	
								326 A UMass Lowell			65 64	
								326 H UMass Lowell			54 65	
								332 H Vermont			57 65	
								344 A UMBC			32 47	
LAST 12 Division I GAMES:												
246 A		Maine	53 65	118 H		Albany (NY)	36 66					
176 A		Stony Brook	42 62	176 H		Stony Brook	45 48					
232 A		New Hampshire	53 72	246 H		Maine	51 64					
326 H		UMass Lowell	54 65	326 A		UMass Lowell	65 64					
332 H		Vermont	57 65	344 A		UMBC	32 47					
203 A		Hartford	42 66	191 N		La Salle	57 56					

Non-Div I Games:

Binghamton

Loss, Non-Conf, S Site, H Home A Away N Neutral

Saint Peter's

Through Games Of Feb. 9, 2014

Average RPI Win:	302	WON-LOST	WINNING	LAST 10	STRENGTH OF	OPP. STRENGTH	TEAM	ADJ.	CONF.	ADJ CONF.
Average RPI Loss:	185	RECORD	PCT. RANK	GAMES	SCHEDULE	OF SCHEDULE	RPI	RPI	RPI	RPI
DIV. I ONLY	3- 20	337	1- 9	212	278	325	325	17	17	
DIV. I NON-CONF.	1- 8	318	0- 0	212	339	322	322	16	16	
TOTALS	RPI 1-25	RPI 26-50	W-L RECORDS	RPI 51-100	RPI 101-150	RPI 150+				
3- 20	0- 0	0- 0	OVERALL	0- 7	0- 0	3- 13				
1- 11	0- 0	0- 0	HOME	0- 4	0- 0	1- 7				
2- 9	0- 0	0- 0	AWAY	0- 3	0- 0	2- 6				
0- 0	0- 0	0- 0	NEUTRAL	0- 0	0- 0	0- 0				
1- 8	0- 0	0- 0	NON-CONFERENCE	0- 2	0- 0	1- 6				
0- 5	0- 0	0- 0	HOME	0- 1	0- 0	0- 4				
1- 3	0- 0	0- 0	AWAY	0- 1	0- 0	1- 2				
0- 0	0- 0	0- 0	NEUTRAL	0- 0	0- 0	0- 0				
2- 12	0- 0	0- 0	CONFERENCE	0- 5	0- 0	2- 7				
1- 6	0- 0	0- 0	HOME	0- 3	0- 0	1- 3				
1- 6	0- 0	0- 0	AWAY	0- 2	0- 0	1- 4				
0- 0	0- 0	0- 0	NEUTRAL	0- 0	0- 0	0- 0				

RPI 1-25				RPI 26-50				RPI 51-100				RPI 101+				Team's RPI: 325	
RPI	S	Opponent	Score	RPI	S	Opponent	Score	RPI	S	Opponent	Score	RPI	S	Opponent	Score		
								63	H	Navy	51	70	176	H	Stony Brook	47	77
								64	A	Marist	42	71	200	H	Sacred Heart	73	76
								66	A	Iona	54	66	210	A	Lehigh	54	75
								66	H	Iona	61	65	217	A	Yale	35	66
								73	H	Quinnipiac	40	71	230	A	Rider	40	68
								93	A	Hampton	37	64	230	H	Rider	55	56
								96	H	Fairfield	40	52	242	A	Canisius	47	48
													260	H	Loyola Maryland	65	66
													265	A	Niagara	46	78
													265	H	Niagara	67	55
													267	H	Siena	54	76
													286	A	Manhattan	31	58
													295	H	Brown	52	64
													301	A	Monmouth	68	63
													301	H	Monmouth	41	52
													341	A	Fairleigh Dickinson	62	56
LAST 12 Division I GAMES:																	
				267	H	Siena	54	76		230	H	Rider	55	56			
				286	A	Manhattan	31	58		73	H	Quinnipiac	40	71			
				96	H	Fairfield	40	52		265	H	Niagara	67	55			
				301	H	Monmouth	41	52		230	A	Rider	40	68			
				66	A	Iona	54	66		242	A	Canisius	47	48			
				64	A	Marist	42	71		265	A	Niagara	46	78			

Non-Div I Games:

Saint Peter's

■ Loss,
 ■ Non-Conf,
 ■ S Site,
 ■ H Home
 ■ A Away
 N Neutral

Average RPI Win:	337	WON-LOST	WINNING	LAST 10	STRENGTH OF	OPP. STRENGTH	TEAM	ADJ.	CONF.	ADJ CONF.
Average RPI Loss:	189	RECORD	PCT. RANK	GAMES	SCHEDULE	OF SCHEDULE	RPI	RPI	RPI	RPI
DIV. I ONLY	3- 18	333	3- 6	228	334	326	326	31	31	
DIV. I NON-CONF.	0- 10	338	0- 1	116	262	324	324	31	31	
TOTALS	RPI 1-25	RPI 26-50	W-L RECORDS	RPI 51-100	RPI 101-150	RPI 150+				
3- 18	0- 1	0- 1	OVERALL	0- 0	0- 5	3- 11				
1- 7	0- 0	0- 0	HOME	0- 0	0- 2	1- 5				
2- 11	0- 0	0- 0	AWAY	0- 0	0- 0	2- 1				
0- 0	0- 0	0- 0	NEUTRAL	0- 0	0- 0	0- 0				
0- 10	0- 1	0- 1	NON-CONFERENCE	0- 0	0- 3	0- 5				
0- 2	0- 0	0- 0	HOME	0- 0	0- 1	0- 1				
0- 8	0- 1	0- 1	AWAY	0- 0	0- 2	0- 4				
0- 0	0- 0	0- 0	NEUTRAL	0- 0	0- 0	0- 0				
3- 8	0- 0	0- 0	CONFERENCE	0- 0	0- 2	3- 6				
1- 5	0- 0	0- 0	HOME	0- 0	0- 1	1- 4				
2- 3	0- 0	0- 0	AWAY	0- 0	0- 1	2- 2				
0- 0	0- 0	0- 0	NEUTRAL	0- 0	0- 0	0- 0				

RPI 1-25				RPI 26-50				RPI 51-100				RPI 101+ Team's RPI: 326			
RPI	S	Opponent	Score	RPI	S	Opponent	Score	RPI	S	Opponent	Score	RPI	S	Opponent	Score
25	A	Oklahoma St.	52 103	42	A	Nebraska	42 77					118	A	Albany (NY)	47 93
												118	H	Albany (NY)	50 87
												134	A	Seton Hall	68 97
												139	A	St. Francis Brooklyn	59 77
												146	H	Holy Cross	69 92
												172	A	Old Dominion	57 90
												176	A	Stony Brook	63 86
												203	H	Hartford	76 80
												207	H	Providence	74 109
												217	A	Yale	77 90
												232	H	New Hampshire	68 75
												240	A	Bryant	52 100
												246	H	Maine	66 75
												324	A	Binghamton	65 54
												324	H	Binghamton	64 65
												328	A	Rhode Island	70 77
												332	A	Vermont	82 95
												344	A	UMBC	65 57
												344	H	UMBC	59 51
LAST 12 Division I GAMES:															
344	H	UMBC	59 51	176	A	Stony Brook	63 86								
118	A	Albany (NY)	47 93	118	H	Albany (NY)	50 87								
324	A	Binghamton	65 54	344	A	UMBC	65 57								
232	H	New Hampshire	68 75	324	H	Binghamton	64 65								
246	H	Maine	66 75	240	A	Bryant	52 100								
203	H	Hartford	76 80	328	A	Rhode Island	70 77								

Non-Div I Games: Mount Ida 73 39

UMass Lowell

■ Loss,
 ■ Non-Conf,
 ■ S Site,
 ■ Home
 ■ A Away
 N Neutral

[illegible]

Page 327

Loss, Non-Conf, S Site, H Home A Away N Neutral

Rhode Island

Through Games Of Feb. 9, 2014

Average RPI Win:	316	WON-LOST	WINNING	LAST 10	STRENGTH OF	OPP. STRENGTH	TEAM	ADJ.	CONF.	ADJ CONF.
Average RPI Loss:	158	RECORD	PCT. RANK	GAMES	SCHEDULE	OF SCHEDULE	RPI	RPI	RPI	RPI
DIV. I ONLY	6- 17	293	2- 8	292	201	328	328	9	9	
DIV. I NON-CONF.	4- 8	242	0- 0	339	333	339	339	9	9	
TOTALS	RPI 1-25	RPI 26-50	W-L RECORDS	RPI 51-100	RPI 101-150	RPI 150+				
6- 17	0- 1	0- 0	OVERALL	0- 3	0- 3	6- 10				
5- 7	0- 0	0- 0	HOME	0- 1	0- 1	5- 5				
0- 10	0- 1	0- 0	AWAY	0- 2	0- 2	0- 5				
1- 0	0- 0	0- 0	NEUTRAL	0- 0	0- 0	1- 0				
4- 8	0- 0	0- 0	NON-CONFERENCE	0- 0	0- 1	4- 7				
3- 4	0- 0	0- 0	HOME	0- 0	0- 1	3- 3				
0- 4	0- 0	0- 0	AWAY	0- 0	0- 0	0- 4				
1- 0	0- 0	0- 0	NEUTRAL	0- 0	0- 0	1- 0				
2- 9	0- 1	0- 0	CONFERENCE	0- 3	0- 2	2- 3				
2- 3	0- 0	0- 0	HOME	0- 1	0- 0	2- 2				
0- 6	0- 1	0- 0	AWAY	0- 2	0- 2	0- 1				
0- 0	0- 0	0- 0	NEUTRAL	0- 0	0- 0	0- 0				

RPI 1-25				RPI 26-50				RPI 51-100				RPI 101+ Team's RPI: 328			
RPI	S	Opponent	Score	RPI	S	Opponent	Score	RPI	S	Opponent	Score	RPI	S	Opponent	Score
10	A	Saint Joseph's	35 72					56	A	Fordham	51 64	108	A	George Washington	68 83
								58	H	St. Bonaventure	55 63	125	H	Delaware	43 64
								78	A	Duquesne	47 62	133	A	Richmond	43 49
												179	A	Fla. Atlantic	62 78
												185	H	Northeastern	59 64
												186	A	Boston U.	49 52
												191	A	La Salle	42 50
												191	H	La Salle	44 50
												207	H	Providence	51 54
												210	H	Lehigh	57 65
												215	H	Saint Louis	50 58
												258	A	Central Conn. St.	58 65
												283	H	Massachusetts	73 64
												287	H	George Mason	59 40
												295	A	Brown	56 66
												326	H	UMass Lowell	77 70
												331	H	NJIT	57 42
												332	H	Vermont	63 50
												339	N	Detroit	70 59
LAST 12 Division I GAMES:															
191	A	La Salle	42 50	78	A	Duquesne	47 62								
283	H	Massachusetts	73 64	287	H	George Mason	59 40								
108	A	George Washington	68 83	10	A	Saint Joseph's	35 72								
56	A	Fordham	51 64	133	A	Richmond	43 49								
215	H	Saint Louis	50 58	191	H	La Salle	44 50								
58	H	St. Bonaventure	55 63	207	H	Providence	51 54								

Non-Div I Games: Molloy 49 38

Rhode Island

■ Loss,
 ■ Non-Conf,
 ■ S Site,
 ■ H Home
 ■ A Away
 N Neutral

Average RPI Win:	308	WON-LOST	WINNING	LAST 10	STRENGTH OF	OPP. STRENGTH	TEAM	ADJ.	CONF.	ADJ CONF.
Average RPI Loss:	171	RECORD	PCT. RANK	GAMES	SCHEDULE	OF SCHEDULE	RPI	RPI	RPI	RPI
DIV. I ONLY	4- 15	316	2- 8	308	202	329	329	24	24	
DIV. I NON-CONF.	3- 8	269	1- 3	307	93	289	289	25	25	
TOTALS	RPI 1-25	RPI 26-50	W-L RECORDS	RPI 51-100	RPI 101-150	RPI 150+				
4- 15	0- 1	0- 1	OVERALL	0- 2	0- 2	4- 9				
3- 4	0- 0	0- 0	HOME	0- 1	0- 1	3- 2				
1- 11	0- 1	0- 1	AWAY	0- 1	0- 1	1- 7				
0- 0	0- 0	0- 0	NEUTRAL	0- 0	0- 0	0- 0				
3- 8	0- 1	0- 1	NON-CONFERENCE	0- 1	0- 2	3- 3				
2- 1	0- 0	0- 0	HOME	0- 0	0- 1	2- 0				
1- 7	0- 1	0- 1	AWAY	0- 1	0- 1	1- 3				
0- 0	0- 0	0- 0	NEUTRAL	0- 0	0- 0	0- 0				
1- 7	0- 0	0- 0	CONFERENCE	0- 1	0- 0	1- 6				
1- 3	0- 0	0- 0	HOME	0- 1	0- 0	1- 2				
0- 4	0- 0	0- 0	AWAY	0- 0	0- 0	0- 4				
0- 0	0- 0	0- 0	NEUTRAL	0- 0	0- 0	0- 0				

RPI 1-25				RPI 26-50				RPI 51-100				RPI 101+ Team's RPI: 329			
RPI	S	Opponent	Score	RPI	S	Opponent	Score	RPI	S	Opponent	Score	RPI	S	Opponent	Score
17	A	Syracuse	42 113	36	A	Oklahoma	46 105	55	A	Virginia	46 81	117	A	American	69 76
								99	H	N.C. A&T	63 73	147	H	USC Upstate	83 87
												153	H	Coppin St.	64 80
												163	A	Savannah St.	46 63
												169	A	Mt. St. Mary's	61 85
												172	A	Old Dominion	57 82
												252	A	Howard	75 77
												266	A	Bethune-Cookman	70 78
												271	H	N.C. Central	72 57
												287	H	George Mason	93 91
												291	H	Norfolk St.	66 73
												301	A	Monmouth	65 67
												322	A	South Carolina St.	50 63
												331	H	NJIT	68 61
												344	A	UMBC	68 45
LAST 12 Division I GAMES:															
153	H	Coppin St.	64 80	291	H	Norfolk St.	66 73								
271	H	N.C. Central	72 57	163	A	Savannah St.	46 63								
99	H	N.C. A&T	63 73	322	A	South Carolina St.	50 63								
331	H	NJIT	68 61	169	A	Mt. St. Mary's	61 85								
266	A	Bethune-Cookman	70 78	55	A	Virginia	46 81								
252	A	Howard	75 77	36	A	Oklahoma	46 105								

Non-Div I Games: Lincoln (PA) 71 63

UMES

■ Loss,
 ■ Non-Conf,
 ■ S Site,
 ■ Home
 ■ A Away
 N Neutral

Average RPI Win: 269		WON-LOST	WINNING	LAST 10	STRENGTH OF	OPP. STRENGTH	TEAM	ADJ.	CONF.	ADJ CONF.
Average RPI Loss: 197		RECORD	PCT. RANK	GAMES	SCHEDULE	OF SCHEDULE	RPI	RPI	RPI	RPI
DIV. I ONLY		3- 16	329	2- 8	236	296	330	330	26	26
DIV. I NON-CONF.		1- 8	318	1- 1	178	231	317	317	26	26
TOTALS	RPI 1-25	RPI 26-50		W-L RECORDS		RPI 51-100	RPI 101-150	RPI 150+		
3- 16	0- 1	0- 1		OVERALL		0- 0	0- 3	3- 11		
2- 7	0- 0	0- 0		HOME		0- 0	0- 2	2- 5		
1- 9	0- 1	0- 1		AWAY		0- 0	0- 1	1- 6		
0- 0	0- 0	0- 0		NEUTRAL		0- 0	0- 0	0- 0		
1- 8	0- 1	0- 1		NON-CONFERENCE		0- 0	0- 1	1- 5		
1- 2	0- 0	0- 0		HOME		0- 0	0- 1	1- 1		
0- 6	0- 1	0- 1		AWAY		0- 0	0- 0	0- 4		
0- 0	0- 0	0- 0		NEUTRAL		0- 0	0- 0	0- 0		
2- 8	0- 0	0- 0		CONFERENCE		0- 0	0- 2	2- 6		
1- 5	0- 0	0- 0		HOME		0- 0	0- 1	1- 4		
1- 3	0- 0	0- 0		AWAY		0- 0	0- 1	1- 2		
0- 0	0- 0	0- 0		NEUTRAL		0- 0	0- 0	0- 0		

[illegible]

Non-Div I Games:	Incarnate Word	48	52	Abilene Christian	72	79
------------------	----------------	----	----	-------------------	----	----

Texas-Arlington

■ Loss, ■ Non-Conf, S Site, H Home A Away N Neutral

NJIT										
Average RPI Win:	275	WON-LOST	WINNING	LAST 10	STRENGTH OF	OPP. STRENGTH	TEAM	ADJ.	CONF.	ADJ CONF.
Average RPI Loss:	192	RECORD	PCT. RANK	GAMES	SCHEDULE	OF SCHEDULE	RPI	RPI	RPI	RPI
DIV. I ONLY	5- 20	318	2- 8	267	291	331	331	33	33	
DIV. I NON-CONF.	5- 20	295	2- 10	275	317	327	327	33	33	
TOTALS	RPI 1-25	RPI 26-50	W-L RECORDS	RPI 51-100	RPI 101-150	RPI 150+				
5- 20	0- 0	0- 1	OVERALL	0- 2	1- 6	4- 11				
4- 8	0- 0	0- 0	HOME	0- 1	1- 4	3- 3				
1- 12	0- 0	0- 1	AWAY	0- 1	0- 2	1- 8				
0- 0	0- 0	0- 0	NEUTRAL	0- 0	0- 0	0- 0				
5- 20	0- 0	0- 1	NON-CONFERENCE	0- 2	1- 6	4- 11				
4- 8	0- 0	0- 0	HOME	0- 1	1- 4	3- 3				
1- 12	0- 0	0- 1	AWAY	0- 1	0- 2	1- 8				
0- 0	0- 0	0- 0	NEUTRAL	0- 0	0- 0	0- 0				
0- 0	0- 0	0- 0	CONFERENCE	0- 0	0- 0	0- 0				
0- 0	0- 0	0- 0	HOME	0- 0	0- 0	0- 0				
0- 0	0- 0	0- 0	AWAY	0- 0	0- 0	0- 0				
0- 0	0- 0	0- 0	NEUTRAL	0- 0	0- 0	0- 0				

RPI 1-25				RPI 26-50				RPI 51-100				RPI 101+				Team's RPI: 331	
RPI	S	Opponent	Score	RPI	S	Opponent	Score	RPI	S	Opponent	Score	RPI	S	Opponent	Score		
				46	A	South Dakota St.	46 71	67	A	Penn	48 84	112	H	VCU	72 77		
								69	H	Harvard	56 75	118	H	Albany (NY)	64 75		
												120	H	Lafayette	45 61		
												124	H	Bucknell	61 59		
												134	A	Seton Hall	48 74		
												137	H	Clemson	37 84		
												139	A	St. Francis Brooklyn	53 58		
												176	A	Stony Brook	44 50		
												185	A	Northeastern	55 79		
												210	A	Lehigh	72 77		
												232	H	New Hampshire	40 53		
												252	A	Howard	73 80		
												288	A	Delaware St.	72 75		
												290	H	Wagner	58 52		
												292	H	Dartmouth	45 48		
												295	H	Marshall	56 57		
												295	H	Brown	48 43		
												305	A	SIU Edwardsville	54 59		
												323	A	LIU Brooklyn	60 58		
												328	A	Rhode Island	42 57		
												329	A	UMES	61 68		
												341	H	Fairleigh Dickinson	84 71		
LAST 12 Division I GAMES:																	
				305	A	SIU Edwardsville	54 59					288	A	Delaware St.	72 75		
				329	A	UMES	61 68					295	H	Marshall	56 57		
				67	A	Penn	48 84					137	H	Clemson	37 84		
				292	H	Dartmouth	45 48					290	H	Wagner	58 52		
				69	H	Harvard	56 75					112	H	VCU	72 77		
				295	H	Brown	48 43					134	A	Seton Hall	48 74		

Non-Div I Games:

NJIT

■ Loss,
 ■ Non-Conf,
 ■ S Site,
 ■ H Home
 ■ A Away
 N Neutral

Average RPI Win:	311	WON-LOST	WINNING	LAST 10	STRENGTH OF	OPP. STRENGTH	TEAM	ADJ.	CONF.	ADJ CONF.
Average RPI Loss:	217	RECORD	PCT. RANK	GAMES	SCHEDULE	OF SCHEDULE	RPI	RPI	RPI	RPI
DIV. I ONLY	6- 17	293	2- 8	315	344	332	332	31	31	
DIV. I NON-CONF.	3- 10	285	0- 3	332	331	337	337	31	31	
TOTALS	RPI 1-25	RPI 26-50	W-L RECORDS	RPI 51-100	RPI 101-150	RPI 150+				
6- 17	0- 0	0- 0	OVERALL	0- 1	0- 2	6- 14				
4- 7	0- 0	0- 0	HOME	0- 1	0- 1	4- 5				
2- 9	0- 0	0- 0	AWAY	0- 0	0- 1	2- 8				
0- 1	0- 0	0- 0	NEUTRAL	0- 0	0- 0	0- 1				
3- 10	0- 0	0- 0	NON-CONFERENCE	0- 1	0- 0	3- 9				
2- 3	0- 0	0- 0	HOME	0- 1	0- 0	2- 2				
1- 6	0- 0	0- 0	AWAY	0- 0	0- 0	1- 6				
0- 1	0- 0	0- 0	NEUTRAL	0- 0	0- 0	0- 1				
3- 7	0- 0	0- 0	CONFERENCE	0- 0	0- 2	3- 5				
2- 4	0- 0	0- 0	HOME	0- 0	0- 1	2- 3				
1- 3	0- 0	0- 0	AWAY	0- 0	0- 1	1- 2				
0- 0	0- 0	0- 0	NEUTRAL	0- 0	0- 0	0- 0				

RPI 1-25				RPI 26-50				RPI 51-100				RPI 101+				Team's RPI: 332	
RPI	S	Opponent	Score	RPI	S	Opponent	Score	RPI	S	Opponent	Score	RPI	S	Opponent	Score		
								97	H	Green Bay	57 74	118	A	Albany (NY)	52 69		
												118	H	Albany (NY)	49 94		
												176	H	Stony Brook	49 83		
												186	H	Boston U.	62 80		
												203	H	Hartford	51 64		
												210	A	Lehigh	78 87		
												224	N	Youngstown St.	67 74		
												227	A	Cornell	46 81		
												232	A	New Hampshire	45 60		
												240	A	Bryant	71 82		
												242	H	Canisius	74 51		
												246	A	Maine	62 92		
												246	H	Maine	52 69		
												258	H	Central Conn. St.	68 82		
												290	A	Wagner	80 70		
												292	A	Dartmouth	62 66		
												295	A	Brown	51 61		
												324	A	Binghamton	65 57		
												326	H	UMass Lowell	95 82		
												328	A	Rhode Island	50 63		
												337	H	North Florida	68 44		
												344	H	UMBC	63 59		
LAST 12 Division I GAMES:																	
246	H	Maine	52 69	344	H	UMBC	63 59										
118	A	Albany (NY)	52 69	246	A	Maine	62 92										
203	H	Hartford	51 64	118	H	Albany (NY)	49 94										
324	A	Binghamton	65 57	295	A	Brown	51 61										
176	H	Stony Brook	49 83	227	A	Cornell	46 81										
232	A	New Hampshire	45 60	186	H	Boston U.	62 80										

Non-Div I Games:

Vermont

Average RPI Win:	272	WON-LOST	WINNING	LAST 10	STRENGTH OF	OPP. STRENGTH	TEAM	ADJ.	CONF.	ADJ CONF.
Average RPI Loss:	225	RECORD	PCT. RANK	GAMES	SCHEDULE	OF SCHEDULE	RPI	RPI	RPI	RPI
DIV. I ONLY	6- 12	261	2- 8	337	341	333	333	32	32	
DIV. I NON-CONF.	4- 4	148	1- 1	192	258	211	211	32	32	
TOTALS	RPI 1-25	RPI 26-50	W-L RECORDS	RPI 51-100	RPI 101-150	RPI 150+				
6- 12	0- 0	0- 1	OVERALL	0- 1	0- 0	6- 10				
5- 5	0- 0	0- 0	HOME	0- 0	0- 0	5- 5				
0- 7	0- 0	0- 1	AWAY	0- 1	0- 0	0- 5				
1- 0	0- 0	0- 0	NEUTRAL	0- 0	0- 0	1- 0				
4- 4	0- 0	0- 1	NON-CONFERENCE	0- 1	0- 0	4- 2				
3- 2	0- 0	0- 0	HOME	0- 0	0- 0	3- 2				
0- 2	0- 0	0- 1	AWAY	0- 1	0- 0	0- 0				
1- 0	0- 0	0- 0	NEUTRAL	0- 0	0- 0	1- 0				
2- 8	0- 0	0- 0	CONFERENCE	0- 0	0- 0	2- 8				
2- 3	0- 0	0- 0	HOME	0- 0	0- 0	2- 3				
0- 5	0- 0	0- 0	AWAY	0- 0	0- 0	0- 5				
0- 0	0- 0	0- 0	NEUTRAL	0- 0	0- 0	0- 0				

RPI 1-25				RPI 26-50				RPI 51-100				RPI 101+ Team's RPI: 333			
RPI	S	Opponent	Score	RPI	S	Opponent	Score	RPI	S	Opponent	Score	RPI	S	Opponent	Score
				40	A	Georgia Tech	58 99	89	A	Mississippi St.	49 75	163	H	Savannah St.	57 52
												184	H	Florida A&M	64 63
												192	A	Southern U.	44 60
												193	H	Texas Southern	74 83
												233	H	Mercer	54 59
												264	H	Troy	67 77
												272	A	Grambling	63 66
												276	A	Mississippi Val.	46 55
												276	H	Mississippi Val.	54 56
												277	H	Prairie View	47 58
												280	A	Jackson St.	64 71
												295	N	Brown	82 81
												298	H	Samford	44 40
												311	A	Alcorn	49 52
												345	H	Ark.-Pine Bluff	70 61
												347	H	Alabama A&M	92 45
LAST 12 Division I GAMES:															
				276	A	Mississippi Val.	46 55	345	H	Ark.-Pine Bluff	70 61				
				193	H	Texas Southern	74 83	276	H	Mississippi Val.	54 56				
				277	H	Prairie View	47 58	280	A	Jackson St.	64 71				
				192	A	Southern U.	44 60	272	A	Grambling	63 66				
				311	A	Alcorn	49 52	295	N	Brown	82 81				
				347	H	Alabama A&M	92 45	40	A	Georgia Tech	58 99				

Non-Div I Games: Stillman 80 52 Mobile 69 57 Bluefield Col. 64 49

Alabama St.

Loss, Non-Conf, S Site, H Home A Away N Neutral

Average RPI Win:	267	WON-LOST	WINNING	LAST 10	STRENGTH OF	OPP. STRENGTH	TEAM	ADJ.	CONF.	ADJ CONF.
Average RPI Loss:	197	RECORD	PCT. RANK	GAMES	SCHEDULE	OF SCHEDULE	RPI	RPI	RPI	RPI
DIV. I ONLY	4- 18	324	1- 9	290	284	334	334	18	18	
DIV. I NON-CONF.	2- 9	299	0- 1	321	340	335	335	17	17	
TOTALS	RPI 1-25	RPI 26-50	W-L RECORDS	RPI 51-100	RPI 101-150	RPI 150+				
4- 18	0- 0	0- 0	OVERALL	0- 2	0- 4	4- 12				
3- 10	0- 0	0- 0	HOME	0- 1	0- 2	3- 7				
1- 8	0- 0	0- 0	AWAY	0- 1	0- 2	1- 5				
0- 0	0- 0	0- 0	NEUTRAL	0- 0	0- 0	0- 0				
2- 9	0- 0	0- 0	NON-CONFERENCE	0- 1	0- 2	2- 6				
1- 5	0- 0	0- 0	HOME	0- 1	0- 1	1- 3				
1- 4	0- 0	0- 0	AWAY	0- 0	0- 1	1- 3				
0- 0	0- 0	0- 0	NEUTRAL	0- 0	0- 0	0- 0				
2- 9	0- 0	0- 0	CONFERENCE	0- 1	0- 2	2- 6				
2- 5	0- 0	0- 0	HOME	0- 0	0- 1	2- 4				
0- 4	0- 0	0- 0	AWAY	0- 1	0- 1	0- 2				
0- 0	0- 0	0- 0	NEUTRAL	0- 0	0- 0	0- 0				

RPI S	Opponent	Score	RPI S	Opponent	Score	RPI S	Opponent	Score	RPI S	Opponent	Score	Team's RPI: 334
						71	A Wichita St.	51 74	102	H Wright St.	64 67	
						95	H UT Martin	55 85	129	H Indiana St.	44 63	
									143	A Missouri St.	58 76	
									148	A Illinois	43 78	
									175	A UNI	53 87	
									175	H UNI	48 78	
									195	A Drake	72 74	
									195	H Drake	55 80	
									201	A IPFW	62 79	
									205	H Loyola Chicago	48 60	
									216	A Central Ark.	39 37	
									219	H Illinois St.	59 76	
									254	H Austin Peay	69 71	
									270	H Bradley	100 96	
									274	H Evansville	66 57	
									284	H Morehead St.	50 59	
									295	A Marshall	59 82	
									308	H Eastern Ill.	66 60	
									312	A Southeast Mo. St.	50 72	
									346	H Chicago St.	51 55	
LAST 12 Division I GAMES:												
195	H	Drake	55	80	219	H	Illinois St.	59	76			
175	H	UNI	48	78	175	A	UNI	53	87			
143	A	Missouri St.	58	76	195	A	Drake	72	74			
71	A	Wichita St.	51	74	205	H	Loyola Chicago	48	60			
274	H	Evansville	66	57	270	H	Bradley	100	96			
129	H	Indiana St.	44	63	284	H	Morehead St.	50	59			

Non-Div I Games:

Southern Ill.

Average RPI Win:	282	WON-LOST	WINNING	LAST 10	STRENGTH OF	OPP. STRENGTH	TEAM	ADJ.	CONF.	ADJ CONF.
Average RPI Loss:	213	RECORD	PCT. RANK	GAMES	SCHEDULE	OF SCHEDULE	RPI	RPI	RPI	RPI
DIV. I ONLY	4- 18	324	4- 6	321	299	335	335	28	28	
DIV. I NON-CONF.	0- 7	338	0- 0	322	149	345	345	30	30	
TOTALS	RPI 1-25	RPI 26-50	W-L RECORDS	RPI 51-100	RPI 101-150	RPI 150+				
4- 18	0- 0	0- 0	OVERALL	0- 0	0- 5	4- 13				
2- 8	0- 0	0- 0	HOME	0- 0	0- 2	2- 6				
2- 10	0- 0	0- 0	AWAY	0- 0	0- 3	2- 7				
0- 0	0- 0	0- 0	NEUTRAL	0- 0	0- 0	0- 0				
0- 7	0- 0	0- 0	NON-CONFERENCE	0- 0	0- 3	0- 4				
0- 2	0- 0	0- 0	HOME	0- 0	0- 1	0- 1				
0- 5	0- 0	0- 0	AWAY	0- 0	0- 2	0- 3				
0- 0	0- 0	0- 0	NEUTRAL	0- 0	0- 0	0- 0				
4- 11	0- 0	0- 0	CONFERENCE	0- 0	0- 2	4- 9				
2- 6	0- 0	0- 0	HOME	0- 0	0- 1	2- 5				
2- 5	0- 0	0- 0	AWAY	0- 0	0- 1	2- 4				
0- 0	0- 0	0- 0	NEUTRAL	0- 0	0- 0	0- 0				

RPI 1-25			RPI 26-50			RPI 51-100			RPI 101+			Team's RPI: 335
RPI	S	Opponent	Score	RPI	S	Opponent	Score	RPI	S	Opponent	Score	
								105	A	Wake Forest	65	92
								111	H	Virginia Tech	33	82
								116	H	Winthrop	56	68
								137	A	Clemson	39	41
								144	A	High Point	62	73
								161	A	Liberty	49	70
								172	A	Old Dominion	37	56
								196	A	Campbell	58	72
								196	H	Campbell	61	75
								241	H	Appalachian St.	60	83
								243	A	Gardner-Webb	57	71
								243	H	Gardner-Webb	55	53
								251	A	Coastal Caro.	63	62
								251	H	Coastal Caro.	66	67
								273	H	UNC Asheville	61	68
								278	A	William & Mary	53	67
								291	A	Norfolk St.	54	66
								306	A	Charleston So.	60	57
								306	H	Charleston So.	64	84
								309	A	Presbyterian	45	70
								309	H	Presbyterian	46	53
								327	H	Longwood	57	51
LAST 12 Division I GAMES:												
243	H	Gardner-Webb	55	53	327	H	Longwood	57	51			
309	H	Presbyterian	46	53	273	H	UNC Asheville	61	68			
306	A	Charleston So.	60	57	116	H	Winthrop	56	68			
251	A	Coastal Caro.	63	62	309	A	Presbyterian	45	70			
196	H	Campbell	61	75	243	A	Gardner-Webb	57	71			
144	A	High Point	62	73	251	H	Coastal Caro.	66	67			

Non-Div I Games: Lynchburg 72 49 Emory & Henry 74 38

Radford

■ Loss,
 ■ Non-Conf,
 ■ S Site,
 ■ Home
 ■ A Away
 N Neutral

Average RPI Win:	264	WON-LOST	WINNING	LAST 10	STRENGTH OF	OPP. STRENGTH	TEAM	ADJ.	CONF.	ADJ CONF.
Average RPI Loss:	218	RECORD	PCT. RANK	GAMES	SCHEDULE	OF SCHEDULE	RPI	RPI	RPI	RPI
DIV. I ONLY	4- 17	322	3- 7	306	313	336	336	23	23	
DIV. I NON-CONF.	1- 8	318	0- 2	312	332	340	340	22	22	
TOTALS	RPI 1-25	RPI 26-50	W-L RECORDS	RPI 51-100	RPI 101-150	RPI 150+				
4- 17	0- 1	0- 1	OVERALL	0- 0	0- 2	4- 13				
4- 3	0- 0	0- 0	HOME	0- 0	0- 0	4- 3				
0- 13	0- 1	0- 1	AWAY	0- 0	0- 2	0- 9				
0- 1	0- 0	0- 0	NEUTRAL	0- 0	0- 0	0- 1				
1- 8	0- 1	0- 0	NON-CONFERENCE	0- 0	0- 1	1- 6				
1- 1	0- 0	0- 0	HOME	0- 0	0- 0	1- 1				
0- 6	0- 1	0- 0	AWAY	0- 0	0- 1	0- 4				
0- 1	0- 0	0- 0	NEUTRAL	0- 0	0- 0	0- 1				
3- 9	0- 0	0- 1	CONFERENCE	0- 0	0- 1	3- 7				
3- 2	0- 0	0- 0	HOME	0- 0	0- 0	3- 2				
0- 7	0- 0	0- 1	AWAY	0- 0	0- 1	0- 5				
0- 0	0- 0	0- 0	NEUTRAL	0- 0	0- 0	0- 0				

RPI 1-25				RPI 26-50				RPI 51-100				RPI 101+ Team's RPI: 336			
RPI	S	Opponent	Score	RPI	S	Opponent	Score	RPI	S	Opponent	Score	RPI	S	Opponent	Score
24	A	Maryland	53 110	49	A	Chattanooga	36 75					135	A	Davidson	74 88
												137	A	Clemson	50 72
												168	A	Furman	58 82
												168	H	Furman	72 80
												204	H	Elon	68 65
												241	A	Appalachian St.	54 61
												241	H	Appalachian St.	43 63
												243	A	Gardner-Webb	57 68
												252	N	Howard	55 63
												271	H	N.C. Central	44 53
												273	H	UNC Asheville	67 55
												275	A	Western Caro.	47 66
												275	H	Western Caro.	61 58
												291	A	Norfolk St.	59 67
												295	A	Marshall	56 71
												298	A	Samford	52 64
												303	H	UNC Greensboro	76 70
												304	A	Ga. Southern	70 79
												306	A	Charleston So.	45 68
LAST 12 Division I GAMES:															
168	H	Furman	72 80	49	A	Chattanooga	36 75								
275	A	Western Caro.	47 66	168	A	Furman	58 82								
241	A	Appalachian St.	54 61	241	H	Appalachian St.	43 63								
204	H	Elon	68 65	275	H	Western Caro.	61 58								
303	H	UNC Greensboro	76 70	252	N	Howard	55 63								
298	A	Samford	52 64	24	A	Maryland	53 110								

Non-Div I Games: Bluefield Col. 63 44

Wofford

■ Loss,
■ Non-Conf, S Site,
■ Home
■ Away
N Neutral

North Florida

Through Games Of Feb. 9, 2014

Average RPI Win:	315	WON-LOST	WINNING	LAST 10	STRENGTH OF	OPP. STRENGTH	TEAM	ADJ.	CONF.	ADJ CONF.
Average RPI Loss:	182	RECORD	PCT. RANK	GAMES	SCHEDULE	OF SCHEDULE	RPI	RPI	RPI	RPI
DIV. I ONLY	4- 16	318	1- 9	313	249	337	337	22	22	
DIV. I NON-CONF.	3- 7	260	2- 0	329	226	330	330	21	21	
TOTALS	RPI 1-25	RPI 26-50	W-L RECORDS	RPI 51-100	RPI 101-150	RPI 150+				
4- 16	0- 0	0- 1	OVERALL	0- 4	0- 2	4- 9				
4- 5	0- 0	0- 0	HOME	0- 0	0- 1	4- 4				
0- 10	0- 0	0- 1	AWAY	0- 4	0- 1	0- 4				
0- 1	0- 0	0- 0	NEUTRAL	0- 0	0- 0	0- 1				
3- 7	0- 0	0- 1	NON-CONFERENCE	0- 2	0- 1	3- 3				
3- 1	0- 0	0- 0	HOME	0- 0	0- 0	3- 1				
0- 5	0- 0	0- 1	AWAY	0- 2	0- 1	0- 1				
0- 1	0- 0	0- 0	NEUTRAL	0- 0	0- 0	0- 1				
1- 9	0- 0	0- 0	CONFERENCE	0- 2	0- 1	1- 6				
1- 4	0- 0	0- 0	HOME	0- 0	0- 1	1- 3				
0- 5	0- 0	0- 0	AWAY	0- 2	0- 0	0- 3				
0- 0	0- 0	0- 0	NEUTRAL	0- 0	0- 0	0- 0				

RPI 1-25				RPI 26-50				RPI 51-100				RPI 101+ Team's RPI: 337			
RPI	S	Opponent	Score	RPI	S	Opponent	Score	RPI	S	Opponent	Score	RPI	S	Opponent	Score
				29	A	Florida St.	42 61	52	A	Florida	77 88	137	A	Clemson	44 48
								67	A	Stetson	67 75	147	H	USC Upstate	51 62
								77	A	FGCU	34 54	187	H	Northern Ky.	51 57
								91	A	Miami (FL)	39 79	209	A	Jacksonville	42 74
												209	H	Jacksonville	51 66
												233	A	Mercer	48 62
												267	N	Siena	60 61
												268	H	East Tenn. St.	57 72
												293	H	Tennessee St.	51 67
												298	H	Samford	62 44
												304	H	Ga. Southern	56 47
												314	A	Kennesaw St.	51 59
												318	H	Lipscomb	78 66
												332	A	Vermont	44 68
												340	H	Air Force	61 40
LAST 12 Division I GAMES:															
				209	H	Jacksonville	51 66	187	H	Northern Ky.	51 57				
				268	H	East Tenn. St.	57 72	209	A	Jacksonville	42 74				
				147	H	USC Upstate	51 62	314	A	Kennesaw St.	51 59				
				77	A	FGCU	34 54	233	A	Mercer	48 62				
				67	A	Stetson	67 75	304	H	Ga. Southern	56 47				
				318	H	Lipscomb	78 66	340	H	Air Force	61 40				

Non-Div I Games: Edward Waters 76 55

North Florida

■ Loss,
 ■ Non-Conf,
 ■ S Site,
 ■ H Home
 ■ A Away
 N Neutral

Average RPI Win:	304	WON-LOST	WINNING	LAST 10	STRENGTH OF	OPP. STRENGTH	TEAM	ADJ.	CONF.	ADJ CONF.
Average RPI Loss:	213	RECORD	PCT. RANK	GAMES	SCHEDULE	OF SCHEDULE	RPI	RPI	RPI	RPI
DIV. I ONLY	6- 13	273	1- 8	342	323	338	338	21	21	
DIV. I NON-CONF.	5- 6	173	2- 1	346	347	326	326	20	20	
TOTALS	RPI 1-25	RPI 26-50	W-L RECORDS	RPI 51-100	RPI 101-150	RPI 150+				
6- 13	0- 0	0- 1	OVERALL	0- 1	0- 0	6- 11				
4- 5	0- 0	0- 1	HOME	0- 1	0- 0	4- 3				
0- 8	0- 0	0- 0	AWAY	0- 0	0- 0	0- 8				
2- 0	0- 0	0- 0	NEUTRAL	0- 0	0- 0	2- 0				
5- 6	0- 0	0- 0	NON-CONFERENCE	0- 0	0- 0	5- 6				
3- 1	0- 0	0- 0	HOME	0- 0	0- 0	3- 1				
0- 5	0- 0	0- 0	AWAY	0- 0	0- 0	0- 5				
2- 0	0- 0	0- 0	NEUTRAL	0- 0	0- 0	2- 0				
1- 7	0- 0	0- 1	CONFERENCE	0- 1	0- 0	1- 5				
1- 4	0- 0	0- 1	HOME	0- 1	0- 0	1- 2				
0- 3	0- 0	0- 0	AWAY	0- 0	0- 0	0- 3				
0- 0	0- 0	0- 0	NEUTRAL	0- 0	0- 0	0- 0				

RPI S	Opponent	Score	RPI S	Opponent	Score	RPI S	Opponent	Score	RPI S	Opponent	Score	Team's RPI: 338
46	H South Dakota St.	66 80	98	H IUPUI	45 77	152	A Bakersfield	65 69				
						157	A Long Beach St.	61 77				
						174	A South Dakota	51 75				
						201	H IPFW	71 81				
						218	A Northern Colo.	73 78				
						234	N Tex.-Pan American	73 61				
						254	N Austin Peay	70 54				
						262	A Western Ill.	65 71				
						262	H Western Ill.	62 84				
						281	H Milwaukee	48 68				
						285	A Denver	66 73				
						302	H North Dakota St.	66 48				
						311	A Alcorn	45 50				
						320	A La.-Lafayette	68 80				
						340	H Air Force	84 56				
						345	H Ark.-Pine Bluff	76 48				
						346	H Chicago St.	76 62				
LAST 12 Division I GAMES:												
262	A Western Ill.	65 71	302	H North Dakota St.	66 48							
98	H IUPUI	45 77	262	H Western Ill.	62 84							
201	H IPFW	71 81	281	H Milwaukee	48 68							
174	A South Dakota	51 75	254	N Austin Peay	70 54							
285	A Denver	66 73	234	N Tex.-Pan American	73 61							
46	H South Dakota St.	66 80	340	H Air Force	84 56							

Non-Div I Games: Doane 80 72 Eureka 102 54 Graceland (IA) 109 52

Neb. Omaha

Loss, Non-Conf, S Site, H Home A Away N Neutral

Average RPI Win:	310	WON-LOST	WINNING	LAST 10	STRENGTH OF	OPP. STRENGTH	TEAM	ADJ.	CONF.	ADJ CONF.
Average RPI Loss:	188	RECORD	PCT. RANK	GAMES	SCHEDULE	OF SCHEDULE	RPI	RPI	RPI	RPI
DIV. I ONLY	3- 17	330	1- 8	300	267	339	339	20	20	
DIV. I NON-CONF.	2- 9	299	0- 2	317	313	333	333	19	19	
TOTALS	RPI 1-25	RPI 26-50	W-L RECORDS	RPI 51-100	RPI 101-150	RPI 150+				
3- 17	0- 0	0- 1	OVERALL	0- 2	0- 2	3- 12				
1- 8	0- 0	0- 0	HOME	0- 2	0- 1	1- 5				
0- 8	0- 0	0- 1	AWAY	0- 0	0- 1	0- 6				
2- 1	0- 0	0- 0	NEUTRAL	0- 0	0- 0	2- 1				
2- 9	0- 0	0- 1	NON-CONFERENCE	0- 1	0- 0	2- 7				
0- 4	0- 0	0- 0	HOME	0- 1	0- 0	0- 3				
0- 4	0- 0	0- 1	AWAY	0- 0	0- 0	0- 3				
2- 1	0- 0	0- 0	NEUTRAL	0- 0	0- 0	2- 1				
1- 8	0- 0	0- 0	CONFERENCE	0- 1	0- 2	1- 5				
1- 4	0- 0	0- 0	HOME	0- 1	0- 1	1- 2				
0- 4	0- 0	0- 0	AWAY	0- 0	0- 1	0- 3				
0- 0	0- 0	0- 0	NEUTRAL	0- 0	0- 0	0- 0				

RPI 1-25				RPI 26-50				RPI 51-100				RPI 101+				Team's RPI: 339	
RPI	S	Opponent	Score	RPI	S	Opponent	Score	RPI	S	Opponent	Score	RPI	S	Opponent	Score		
				43	A	Michigan St.	41 80	85	H	Michigan	63 83	102	A	Wright St.	57 82		
								97	H	Green Bay	72 84	126	H	Ill.-Chicago	67 83		
												160	H	Cleveland St.	71 78		
												165	H	Ball St.	74 80		
												182	H	Eastern Mich.	96 104		
												194	A	Toledo	70 79		
												201	H	IPFW	73 84		
												220	H	Oakland	63 78		
												222	A	Western Mich.	86 103		
												224	A	Youngstown St.	71 80		
												242	A	Canisius	67 77		
												281	A	Milwaukee	69 81		
												281	H	Milwaukee	80 68		
												304	N	Ga. Southern	82 79		
												321	A	Valparaiso	44 85		
												328	N	Rhode Island	59 70		
												346	N	Chicago St.	85 64		
LAST 12 Division I GAMES:																	
				281	H	Milwaukee	80 68	220	H	Oakland	63 78						
				97	H	Green Bay	72 84	160	H	Cleveland St.	71 78						
				224	A	Youngstown St.	71 80	102	A	Wright St.	57 82						
				281	A	Milwaukee	69 81	201	H	IPFW	73 84						
				321	A	Valparaiso	44 85	182	H	Eastern Mich.	96 104						
				126	H	Ill.-Chicago	67 83	346	N	Chicago St.	85 64						

Non-Div I Games: Madonna 76 86 Lawrence Tech 84 60

Detroit

Loss, Non-Conf, S Site, H Home A Away N Neutral

Average RPI Win:	302	WON-LOST	WINNING	LAST 10	STRENGTH OF	OPP. STRENGTH	TEAM	ADJ.	CONF.	ADJ CONF.
Average RPI Loss:	207	RECORD	PCT. RANK	GAMES	SCHEDULE	OF SCHEDULE	RPI	RPI	RPI	RPI
DIV. I ONLY	1- 20	345	0- 10	260	300	340	340	19	19	
DIV. I NON-CONF.	1- 9	326	0- 1	336	335	347	347	23	23	
TOTALS	RPI 1-25	RPI 26-50	W-L RECORDS	RPI 51-100	RPI 101-150	RPI 150+				
1- 20	0- 0	0- 1	OVERALL	0- 1	0- 3	1- 15				
1- 8	0- 0	0- 0	HOME	0- 0	0- 1	1- 7				
0- 11	0- 0	0- 1	AWAY	0- 1	0- 2	0- 7				
0- 1	0- 0	0- 0	NEUTRAL	0- 0	0- 0	0- 1				
1- 9	0- 0	0- 1	NON-CONFERENCE	0- 1	0- 0	1- 7				
1- 3	0- 0	0- 0	HOME	0- 0	0- 0	1- 3				
0- 5	0- 0	0- 1	AWAY	0- 1	0- 0	0- 3				
0- 1	0- 0	0- 0	NEUTRAL	0- 0	0- 0	0- 1				
0- 11	0- 0	0- 0	CONFERENCE	0- 0	0- 3	0- 8				
0- 5	0- 0	0- 0	HOME	0- 0	0- 1	0- 4				
0- 6	0- 0	0- 0	AWAY	0- 0	0- 2	0- 4				
0- 0	0- 0	0- 0	NEUTRAL	0- 0	0- 0	0- 0				

RPI 1-25			RPI 26-50			RPI 51-100			RPI 101+			Team's RPI: 340
RPI	S	Opponent	Score	RPI	S	Opponent	Score	RPI	S	Opponent	Score	
				33	A	North Carolina	26 87	71	A	Wichita St.	37 61	
								119	A	Colorado St.	28 88	
								119	H	Colorado St.	49 87	
								136	A	Wyoming	47 82	
								164	A	Fresno St.	49 76	
								164	H	Fresno St.	43 77	
								167	H	Nevada	74 84	
								181	A	San Diego St.	39 72	
								188	A	Utah St.	78 88	
								206	H	Boise St.	63 77	
								218	H	Northern Colo.	60 71	
								225	H	UNLV	65 72	
								269	A	San Jose St.	70 79	
								285	H	Denver	64 72	
								302	H	North Dakota St.	82 63	
								305	H	SIU Edwardsville	55 76	
								308	N	Eastern Ill.	44 76	
								316	A	Weber St.	69 81	
								337	A	North Florida	40 61	
								338	A	Neb. Omaha	56 84	
LAST 12 Division I GAMES:												
119	A	Colorado St.	28 88	269	A	San Jose St.	70 79					
164	A	Fresno St.	49 76	181	A	San Diego St.	39 72					
167	H	Nevada	74 84	164	H	Fresno St.	43 77					
206	H	Boise St.	63 77	225	H	UNLV	65 72					
136	A	Wyoming	47 82	188	A	Utah St.	78 88					
119	H	Colorado St.	49 87	308	N	Eastern Ill.	44 76					

Non-Div I Games:

Air Force

■ Loss,
 ■ Non-Conf,
 ■ S Site,
 ■ H Home
 ■ A Away
 N Neutral

Average RPI Win:	300	WON-LOST	WINNING	LAST 10	STRENGTH OF	OPP. STRENGTH	TEAM	ADJ.	CONF.	ADJ CONF.
Average RPI Loss:	209	RECORD	PCT. RANK	GAMES	SCHEDULE	OF SCHEDULE	RPI	RPI	RPI	RPI
DIV. I ONLY	2- 20	342	1- 9	275	316	341	341	27	27	
DIV. I NON-CONF.	1- 10	331	0- 1	298	291	341	341	27	27	
TOTALS	RPI 1-25	RPI 26-50	W-L RECORDS	RPI 51-100	RPI 101-150	RPI 150+				
2- 20	0- 1	0- 0	OVERALL	0- 1	0- 2	2- 16				
2- 9	0- 0	0- 0	HOME	0- 0	0- 1	2- 8				
0- 10	0- 1	0- 0	AWAY	0- 1	0- 1	0- 7				
0- 1	0- 0	0- 0	NEUTRAL	0- 0	0- 0	0- 1				
1- 10	0- 1	0- 0	NON-CONFERENCE	0- 1	0- 0	1- 8				
1- 5	0- 0	0- 0	HOME	0- 0	0- 0	1- 5				
0- 4	0- 1	0- 0	AWAY	0- 1	0- 0	0- 2				
0- 1	0- 0	0- 0	NEUTRAL	0- 0	0- 0	0- 1				
1- 10	0- 0	0- 0	CONFERENCE	0- 0	0- 2	1- 8				
1- 4	0- 0	0- 0	HOME	0- 0	0- 1	1- 3				
0- 6	0- 0	0- 0	AWAY	0- 0	0- 1	0- 5				
0- 0	0- 0	0- 0	NEUTRAL	0- 0	0- 0	0- 0				

RPI 1-25				RPI 26-50				RPI 51-100				RPI 101+ Team's RPI: 341			
RPI	S	Opponent	Score	RPI	S	Opponent	Score	RPI	S	Opponent	Score	RPI	S	Opponent	Score
23	A	West Virginia	47 94					81	A	Army	51 75	139	A	St. Francis Brooklyn	51 67
												139	H	St. Francis Brooklyn	55 57
												158	A	FIU	57 79
												176	H	Stony Brook	58 68
												183	A	Saint Francis (PA)	89 111
												183	H	Saint Francis (PA)	69 110
												184	N	Florida A&M	52 62
												200	A	Sacred Heart	70 85
												211	H	McNeese St.	62 69
												236	A	Robert Morris	51 66
												236	H	Robert Morris	58 67
												240	A	Bryant	63 77
												258	A	Central Conn. St.	67 72
												267	H	Siena	58 82
												286	H	Manhattan	63 73
												290	H	Wagner	82 70
												310	H	Columbia	69 59
												323	H	LIU Brooklyn	64 86
												325	H	Saint Peter's	56 62
												331	A	NJIT	71 84
LAST 12 Division I GAMES:															
290	H	Wagner	82 70	258	A	Central Conn. St.	67 72								
139	A	St. Francis Brooklyn	51 67	236	A	Robert Morris	51 66								
200	A	Sacred Heart	70 85	183	A	Saint Francis (PA)	89 111								
236	H	Robert Morris	58 67	139	H	St. Francis Brooklyn	55 57								
183	H	Saint Francis (PA)	69 110	240	A	Bryant	63 77								
323	H	LIU Brooklyn	64 86	184	N	Florida A&M	52 62								

Non-Div I Games:

Fairleigh Dickinson

■ Loss,
 ■ Non-Conf,
 S Site,
 ■ Home
 ■ Away
 N Neutral

Utah Valley

Through Games Of Feb. 9, 2014

Average RPI Win:	286	WON-LOST	WINNING	LAST 10	STRENGTH OF	OPP. STRENGTH	TEAM	ADJ.	CONF.	ADJ CONF.
Average RPI Loss:	214	RECORD	PCT. RANK	GAMES	SCHEDULE	OF SCHEDULE	RPI	RPI	RPI	RPI
DIV. I ONLY	3- 18	333	2- 8	333	310	342	342	29	29	
DIV. I NON-CONF.	2- 10	306	2- 1	340	284	346	346	28	28	
TOTALS	RPI 1-25	RPI 26-50	W-L RECORDS	RPI 51-100	RPI 101-150	RPI 150+				
3- 18	0- 0	0- 0	OVERALL	0- 1	0- 2	3- 15				
2- 10	0- 0	0- 0	HOME	0- 1	0- 1	2- 8				
1- 8	0- 0	0- 0	AWAY	0- 0	0- 1	1- 7				
0- 0	0- 0	0- 0	NEUTRAL	0- 0	0- 0	0- 0				
2- 10	0- 0	0- 0	NON-CONFERENCE	0- 0	0- 2	2- 8				
2- 4	0- 0	0- 0	HOME	0- 0	0- 1	2- 3				
0- 6	0- 0	0- 0	AWAY	0- 0	0- 1	0- 5				
0- 0	0- 0	0- 0	NEUTRAL	0- 0	0- 0	0- 0				
1- 8	0- 0	0- 0	CONFERENCE	0- 1	0- 0	1- 7				
0- 6	0- 0	0- 0	HOME	0- 1	0- 0	0- 5				
1- 2	0- 0	0- 0	AWAY	0- 0	0- 0	1- 2				
0- 0	0- 0	0- 0	NEUTRAL	0- 0	0- 0	0- 0				

RPI S	Opponent	Score	RPI S	Opponent	Score	RPI S	Opponent	Score	RPI S	Opponent	Score	Team's RPI: 342
						79	H Idaho	55 96				
									101	H Sacramento St.	84 87	
									128	A Southern Utah	63 74	
									151	A Utah	70 81	
									152	H Bakersfield	59 61	
									156	A Grand Canyon	51 88	
									156	H Grand Canyon	63 66	
									167	H Nevada	67 79	
									170	H Idaho St.	59 56	
									206	A Boise St.	60 63	
									234	H Tex.-Pan American	54 64	
									235	H Seattle	67 75	
									248	H Santa Clara	61 64	
									282	H New Mexico St.	78 83	
									287	A George Mason	64 82	
									300	H Northern Ariz.	66 80	
									316	A Weber St.	64 79	
									319	A UMKC	66 83	
									327	A Longwood	57 59	
									343	H New Orleans	89 49	
									346	A Chicago St.	72 46	
LAST 12 Division I GAMES:												
			156	H Grand Canyon	63 66		79	H Idaho	55 96			
			282	H New Mexico St.	78 83		156	A Grand Canyon	51 88			
			234	H Tex.-Pan American	54 64		152	H Bakersfield	59 61			
			346	A Chicago St.	72 46		343	H New Orleans	89 49			
			319	A UMKC	66 83		170	H Idaho St.	59 56			
			235	H Seattle	67 75		248	H Santa Clara	61 64			

Non-Div I Games: Walla Walla 114 27

Utah Valley

■ Loss,
■ Non-Conf,
■ S Site,
■ H Home
■ A Away
N Neutral

Average RPI Win:	0	WON-LOST	WINNING	LAST 10	STRENGTH OF	OPP. STRENGTH	TEAM	ADJ.	CONF.	ADJ CONF.
Average RPI Loss:	217	RECORD	PCT. RANK	GAMES	SCHEDULE	OF SCHEDULE	RPI	RPI	RPI	RPI
DIV. I ONLY	0- 20	347	0- 8	283	309	343	343	25	25	
DIV. I NON-CONF.	0- 11	338	0- 1	264	328	342	342	24	24	
TOTALS	RPI 1-25	RPI 26-50	W-L RECORDS	RPI 51-100	RPI 101-150	RPI 150+				
0- 20	0- 0	0- 2	OVERALL	0- 2	0- 0	0- 16				
0- 5	0- 0	0- 0	HOME	0- 0	0- 0	0- 5				
0- 14	0- 0	0- 1	AWAY	0- 2	0- 0	0- 11				
0- 1	0- 0	0- 1	NEUTRAL	0- 0	0- 0	0- 0				
0- 11	0- 0	0- 2	NON-CONFERENCE	0- 2	0- 0	0- 7				
0- 3	0- 0	0- 0	HOME	0- 0	0- 0	0- 3				
0- 7	0- 0	0- 1	AWAY	0- 2	0- 0	0- 4				
0- 1	0- 0	0- 1	NEUTRAL	0- 0	0- 0	0- 0				
0- 9	0- 0	0- 0	CONFERENCE	0- 0	0- 0	0- 9				
0- 2	0- 0	0- 0	HOME	0- 0	0- 0	0- 2				
0- 7	0- 0	0- 0	AWAY	0- 0	0- 0	0- 7				
0- 0	0- 0	0- 0	NEUTRAL	0- 0	0- 0	0- 0				

RPI S	Opponent	Score	RPI S	Opponent	Score	RPI S	Opponent	Score	RPI S	Opponent	Score	Team's RPI: 343
33	N North Carolina	41 124	89	A Mississippi St.	38 111	180	A Nicholls St.	40 89	198	H Lamar	53 80	
50	A Southern Miss.	61 83	90	A Tulane	46 81	211	A McNeese St.	59 82	216	A Central Ark.	30 62	
						221	A Louisiana Tech	39 69	223	H Sam Houston St.	47 78	
						244	A Houston Baptist	54 66	250	A A&M-Corpus Christi	44 97	
						257	A Oral Roberts	62 93	259	A Southeastern La.	55 84	
						272	H Grambling	52 76	280	A Jackson St.	50 72	
						297	H Jacksonville St.	51 54	313	A Murray St.	47 88	
						320	H La.-Lafayette	42 71	342	A Utah Valley	49 89	
LAST 12 Division I GAMES:												
216	A Central Ark.	30 62	198	H Lamar	53 80							
257	A Oral Roberts	62 93	211	A McNeese St.	59 82							
259	A Southeastern La.	55 84	180	A Nicholls St.	40 89							
250	A A&M-Corpus Christi	44 97	342	A Utah Valley	49 89							
244	A Houston Baptist	54 66	50	A Southern Miss.	61 83							
223	H Sam Houston St.	47 78	33	N North Carolina	41 124							

Non-Div I Games: Abilene Christian 44 88 Incarnate Word 38 67

New Orleans

Loss, Non-Conf, S Site, H Home A Away N Neutral

Average RPI Win:	324	WON-LOST	WINNING	LAST 10	STRENGTH OF	OPP. STRENGTH	TEAM	ADJ.	CONF.	ADJ CONF.
Average RPI Loss:	231	RECORD	PCT. RANK	GAMES	SCHEDULE	OF SCHEDULE	RPI	RPI	RPI	RPI
DIV. I ONLY	1- 21	346	0- 10	299	347	344	344	31	31	
DIV. I NON-CONF.	0- 11	338	0- 1	285	343	344	344	31	31	
TOTALS	RPI 1-25	RPI 26-50	W-L RECORDS	RPI 51-100	RPI 101-150	RPI 150+				
1- 21	0- 0	0- 0	OVERALL	0- 0	0- 3	1- 18				
1- 7	0- 0	0- 0	HOME	0- 0	0- 2	1- 5				
0- 10	0- 0	0- 0	AWAY	0- 0	0- 1	0- 9				
0- 4	0- 0	0- 0	NEUTRAL	0- 0	0- 0	0- 4				
0- 11	0- 0	0- 0	NON-CONFERENCE	0- 0	0- 2	0- 9				
0- 3	0- 0	0- 0	HOME	0- 0	0- 2	0- 1				
0- 4	0- 0	0- 0	AWAY	0- 0	0- 0	0- 4				
0- 4	0- 0	0- 0	NEUTRAL	0- 0	0- 0	0- 4				
1- 10	0- 0	0- 0	CONFERENCE	0- 0	0- 1	1- 9				
1- 4	0- 0	0- 0	HOME	0- 0	0- 0	1- 4				
0- 6	0- 0	0- 0	AWAY	0- 0	0- 1	0- 5				
0- 0	0- 0	0- 0	NEUTRAL	0- 0	0- 0	0- 0				

RPI 1-25			RPI 26-50			RPI 51-100			RPI 101+			Team's RPI: 344
RPI	S	Opponent	Score	RPI	S	Opponent	Score	RPI	S	Opponent	Score	
								112	H	VCU	55	75
								117	H	American	39	60
								118	A	Albany (NY)	39	65
								153	A	Coppin St.	62	78
								176	A	Stony Brook	62	66
								190	N	Ohio	36	84
								197	A	Towson	57	64
								203	H	Hartford	55	65
								230	N	Rider	48	60
								232	A	New Hampshire	35	46
								232	H	New Hampshire	47	60
								236	A	Robert Morris	39	51
								246	A	Maine	39	68
								246	H	Maine	48	61
								260	A	Loyola Maryland	49	56
								291	N	Norfolk St.	43	56
								295	N	Brown	53	92
								324	H	Binghamton	47	32
								326	A	UMass Lowell	51	59
								326	H	UMass Lowell	57	65
								329	H	UMES	45	68
								332	A	Vermont	59	63
LAST 12 Division I GAMES:												
326	A	UMass Lowell	51	59	332	A	Vermont	59	63			
232	A	New Hampshire	35	46	232	H	New Hampshire	47	60			
246	H	Maine	48	61	326	H	UMass Lowell	57	65			
118	A	Albany (NY)	39	65	246	A	Maine	39	68			
203	H	Hartford	55	65	324	H	Binghamton	47	32			
176	A	Stony Brook	62	66	190	N	Ohio	36	84			

Non-Div I Games: Eastern 59 50

UMBC

■ Loss,
 ■ Non-Conf,
 ■ S Site,
 ■ Home
 ■ A Away
 N Neutral

Average RPI Win:	310	WON-LOST	WINNING	LAST 10	STRENGTH OF	OPP. STRENGTH	TEAM	ADJ.	CONF.	ADJ CONF.
Average RPI Loss:	221	RECORD	PCT. RANK	GAMES	SCHEDULE	OF SCHEDULE	RPI	RPI	RPI	RPI
DIV. I ONLY	2- 16	340	2- 8	341	308	345	345	32	32	
DIV. I NON-CONF.	0- 8	338	0- 2	261	70	338	338	32	32	
TOTALS	RPI 1-25	RPI 26-50	W-L RECORDS	RPI 51-100	RPI 101-150	RPI 150+				
2- 16	0- 0	0- 2	OVERALL	0- 0	0- 2	2- 12				
2- 3	0- 0	0- 0	HOME	0- 0	0- 0	2- 3				
0- 13	0- 0	0- 2	AWAY	0- 0	0- 2	0- 9				
0- 0	0- 0	0- 0	NEUTRAL	0- 0	0- 0	0- 0				
0- 8	0- 0	0- 2	NON-CONFERENCE	0- 0	0- 2	0- 4				
0- 0	0- 0	0- 0	HOME	0- 0	0- 0	0- 0				
0- 8	0- 0	0- 2	AWAY	0- 0	0- 2	0- 4				
0- 0	0- 0	0- 0	NEUTRAL	0- 0	0- 0	0- 0				
2- 8	0- 0	0- 0	CONFERENCE	0- 0	0- 0	2- 8				
2- 3	0- 0	0- 0	HOME	0- 0	0- 0	2- 3				
0- 5	0- 0	0- 0	AWAY	0- 0	0- 0	0- 5				
0- 0	0- 0	0- 0	NEUTRAL	0- 0	0- 0	0- 0				

RPI S	Opponent	Score	RPI S	Opponent	Score	RPI S	Opponent	Score	RPI S	Opponent	Score	Team's RPI: 345
27	A Iowa	38 76	42	A Nebraska	55 78				103	A Marquette	44 96	
									131	A Memphis	45 91	
									192	H Southern U.	70 84	
									193	A Texas Southern	51 75	
									214	A Xavier	39 69	
									231	A Texas Tech	50 58	
									239	A Arizona	54 67	
									272	H Grambling	64 58	
									276	A Mississippi Val.	49 60	
									277	A Prairie View	62 75	
									280	H Jackson St.	69 78	
									311	H Alcorn	58 64	
									333	A Alabama St.	61 70	
									338	A Neb. Omaha	48 76	
									347	A Alabama A&M	63 87	
									347	H Alabama A&M	79 72	
LAST 12 Division I GAMES:												
347	H Alabama A&M	79 72	192	H Southern U.	70 84							
280	H Jackson St.	69 78	333	A Alabama St.	61 70							
272	H Grambling	64 58	347	A Alabama A&M	63 87							
193	A Texas Southern	51 75	276	A Mississippi Val.	49 60							
277	A Prairie View	62 75	239	A Arizona	54 67							
311	H Alcorn	58 64	131	A Memphis	45 91							

Non-Div I Games: Talladega 75 77 Philander Smith 57 42

Ark.-Pine Bluff

Loss, Non-Conf, S Site, H Home A Away N Neutral

Average RPI Win:	334	WON-LOST	WINNING	LAST 10	STRENGTH OF	OPP. STRENGTH	TEAM	ADJ.	CONF.	ADJ CONF.
Average RPI Loss:	226	RECORD	PCT. RANK	GAMES	SCHEDULE	OF SCHEDULE	RPI	RPI	RPI	RPI
DIV. I ONLY	1- 18	343	0- 9	335	319	346	346	29	29	
DIV. I NON-CONF.	1- 9	326	0- 2	335	292	343	343	28	28	
TOTALS	RPI 1-25	RPI 26-50	W-L RECORDS	RPI 51-100	RPI 101-150	RPI 150+				
1- 18	0- 0	0- 0	OVERALL	0- 3	0- 1	1- 14				
0- 9	0- 0	0- 0	HOME	0- 2	0- 1	0- 6				
1- 7	0- 0	0- 0	AWAY	0- 1	0- 0	1- 6				
0- 2	0- 0	0- 0	NEUTRAL	0- 0	0- 0	0- 2				
1- 9	0- 0	0- 0	NON-CONFERENCE	0- 2	0- 1	1- 6				
0- 4	0- 0	0- 0	HOME	0- 1	0- 1	0- 2				
1- 3	0- 0	0- 0	AWAY	0- 1	0- 0	1- 2				
0- 2	0- 0	0- 0	NEUTRAL	0- 0	0- 0	0- 2				
0- 9	0- 0	0- 0	CONFERENCE	0- 1	0- 0	0- 8				
0- 5	0- 0	0- 0	HOME	0- 1	0- 0	0- 4				
0- 4	0- 0	0- 0	AWAY	0- 0	0- 0	0- 4				
0- 0	0- 0	0- 0	NEUTRAL	0- 0	0- 0	0- 0				

RPI 1-25			RPI 26-50			RPI 51-100			RPI 101+			Team's RPI: 346
RPI	S	Opponent	Score	RPI	S	Opponent	Score	RPI	S	Opponent	Score	
						75 A Northwestern	33 64	102 H Wright St.			62 84	
						79 H Idaho	42 92	152 H Bakersfield			59 90	
						98 H IUPUI	47 68	156 A Grand Canyon			53 84	
								205 H Loyola Chicago			63 77	
								222 H Western Mich.			49 67	
								234 A Tex.-Pan American			44 66	
								235 H Seattle			58 85	
								245 A Miami (OH)			39 55	
								282 A New Mexico St.			61 82	
								319 A UMKC			60 83	
								319 H UMKC			52 84	
								321 N Valparaiso			50 74	
								334 A Southern Ill.			55 51	
								338 A Neb. Omaha			62 76	
								339 N Detroit			64 85	
								342 H Utah Valley			46 72	
LAST 12 Division I GAMES:												
319 H		UMKC	52 84	319 A		UMKC	60 83					
156 A		Grand Canyon	53 84	79 H		Idaho	42 92					
342 H		Utah Valley	46 72	235 H		Seattle	58 85					
152 H		Bakersfield	59 90	205 H		Loyola Chicago	63 77					
234 A		Tex.-Pan American	44 66	102 H		Wright St.	62 84					
282 A		New Mexico St.	61 82	334 A		Southern Ill.	55 51					

Non-Div I Games: Purdue-Calumet 62 68 Indiana Tech 74 51 Ind.-Northwest 68 50

Chicago St.

Loss, Non-Conf, S Site, H Home A Away N Neutral

Average RPI Win:	327	WON-LOST	WINNING	LAST 10	STRENGTH OF	OPP. STRENGTH	TEAM	ADJ.	CONF.	ADJ CONF.
Average RPI Loss:	237	RECORD	PCT. RANK	GAMES	SCHEDULE	OF SCHEDULE	RPI	RPI	RPI	RPI
DIV. I ONLY	3- 17	330	1- 9	346	328	347	347	32	32	
DIV. I NON-CONF.	2- 8	295	0- 2	326	223	336	336	32	32	
TOTALS	RPI 1-25	RPI 26-50	W-L RECORDS	RPI 51-100	RPI 101-150	RPI 150+				
3- 17	0- 0	0- 1	OVERALL	0- 2	0- 0	3- 14				
3- 5	0- 0	0- 0	HOME	0- 1	0- 0	3- 4				
0- 12	0- 0	0- 1	AWAY	0- 1	0- 0	0- 10				
0- 0	0- 0	0- 0	NEUTRAL	0- 0	0- 0	0- 0				
2- 8	0- 0	0- 1	NON-CONFERENCE	0- 2	0- 0	2- 5				
2- 2	0- 0	0- 0	HOME	0- 1	0- 0	2- 1				
0- 6	0- 0	0- 1	AWAY	0- 1	0- 0	0- 4				
0- 0	0- 0	0- 0	NEUTRAL	0- 0	0- 0	0- 0				
1- 9	0- 0	0- 0	CONFERENCE	0- 0	0- 0	1- 9				
1- 3	0- 0	0- 0	HOME	0- 0	0- 0	1- 3				
0- 6	0- 0	0- 0	AWAY	0- 0	0- 0	0- 6				
0- 0	0- 0	0- 0	NEUTRAL	0- 0	0- 0	0- 0				

RPI S	Opponent	Score	RPI S	Opponent	Score	RPI S	Opponent	Score	RPI S	Opponent	Score	Team's RPI: 347
40	A Georgia Tech	56 93	60	H Auburn	49 77	192	A Southern U.	59 81				
			83	A Alabama	32 60	193	H Texas Southern	61 66				
						221	A Louisiana Tech	51 81				
						247	A Eastern Ky.	69 89				
						268	A East Tenn. St.	65 82				
						272	A Grambling	77 90				
						276	H Mississippi Val.	77 83				
						277	H Prairie View	60 68				
						280	A Jackson St.	70 77				
						311	A Alcorn	60 63				
						312	H Southeast Mo. St.	64 76				
						313	H Murray St.	69 62				
						314	A Kennesaw St.	79 83				
						322	H South Carolina St.	81 78				
						333	A Alabama St.	45 92				
						345	A Ark.-Pine Bluff	72 79				
						345	H Ark.-Pine Bluff	87 63				
LAST 12 Division I GAMES:												
345	A Ark.-Pine Bluff	72 79	276	H Mississippi Val.	77 83							
277	H Prairie View	60 68	345	H Ark.-Pine Bluff	87 63							
193	H Texas Southern	61 66	272	A Grambling	77 90							
311	A Alcorn	60 63	280	A Jackson St.	70 77							
192	A Southern U.	59 81	314	A Kennesaw St.	79 83							
333	A Alabama St.	45 92	221	A Louisiana Tech	51 81							

Non-Div I Games:

Alabama A&M

■ Loss,
 ■ Non-Conf, S Site,
 ■ Home
 ■ Away
 N Neutral