

Average RPI Win:	264	WON-LOST	WINNING	LAST 10	STRENGTH OF	OPP. STRENGTH	TEAM	ADJ.	CONF.	ADJ CONF.
Average RPI Loss:	229	RECORD	PCT. RANK	GAMES	SCHEDULE	OF SCHEDULE	RPI	RPI	RPI	RPI
DIV. I ONLY	10- 11	189	7- 3	340	323	267	267	29	29	
DIV. I NON-CONF.	3- 7	250	0- 0	331	301	325	325	28	28	
TOTALS	RPI 1-25	RPI 26-50	W-L RECORDS	RPI 51-100	RPI 101-150	RPI 150+				
10- 11	0- 0	0- 0	OVERALL	0- 0	0- 0	10- 11				
4- 5	0- 0	0- 0	HOME	0- 0	0- 0	4- 5				
5- 6	0- 0	0- 0	AWAY	0- 0	0- 0	5- 6				
1- 0	0- 0	0- 0	NEUTRAL	0- 0	0- 0	1- 0				
3- 7	0- 0	0- 0	NON-CONFERENCE	0- 0	0- 0	3- 7				
1- 4	0- 0	0- 0	HOME	0- 0	0- 0	1- 4				
1- 3	0- 0	0- 0	AWAY	0- 0	0- 0	1- 3				
1- 0	0- 0	0- 0	NEUTRAL	0- 0	0- 0	1- 0				
7- 4	0- 0	0- 0	CONFERENCE	0- 0	0- 0	7- 4				
3- 1	0- 0	0- 0	HOME	0- 0	0- 0	3- 1				
4- 3	0- 0	0- 0	AWAY	0- 0	0- 0	4- 3				
0- 0	0- 0	0- 0	NEUTRAL	0- 0	0- 0	0- 0				

RPI 1-25			RPI 26-50			RPI 51-100			RPI 101+ Team's RPI: 267		
RPI	S	Opponent	Score	RPI	S	Opponent	Score	RPI	S	Opponent	Score
								157	A	Cal Poly	48 63
								161	A	Stephen F. Austin	55 64
								189	H	Lamar	56 51
								192	H	Texas-Arlington	28 42
								211	A	Tex.-Pan American	60 57
								214	H	Texas Southern	68 63
								220	H	Northwestern St.	59 66
								225	H	Tennessee St.	61 72
								231	A	Nicholls St.	75 59
								236	H	Oakland	54 61
								238	H	McNeese St.	76 65
								253	A	Central Ark.	59 63
								260	A	Rice	54 59
								261	A	UNLV	65 77
								264	H	Houston	66 68
								286	A	Sam Houston St.	63 50
								288	A	Houston Baptist	54 59
								293	N	Kent St.	57 47
								298	A	Southeastern La.	74 53
								335	H	Incarnate Word	63 54
								345	A	New Orleans	58 46
LAST 12 Division I GAMES:											
286	A	Sam Houston St.	63 50	231	A	Nicholls St.	75 59				
288	A	Houston Baptist	54 59	220	H	Northwestern St.	59 66				
161	A	Stephen F. Austin	55 64	238	H	McNeese St.	76 65				
335	H	Incarnate Word	63 54	189	H	Lamar	56 51				
345	A	New Orleans	58 46	253	A	Central Ark.	59 63				
298	A	Southeastern La.	74 53	214	H	Texas Southern	68 63				

Non-Div I Games: Huston-Tillotson 99 33

A&amp;M-Corpus Christi

■ Loss, 
 ■ Non-Conf, S Site, 
 ■ Home 
 ■ Away 
 N Neutral

Average RPI Win:	279	WON-LOST	WINNING	LAST 10	STRENGTH OF	OPP. STRENGTH	TEAM	ADJ.	CONF.	ADJ CONF.
Average RPI Loss:	191	RECORD	PCT. RANK	GAMES	SCHEDULE	OF SCHEDULE	RPI	RPI	RPI	RPI
DIV. I ONLY	8- 10	207	4- 5	321	315	273	273	29	29	
DIV. I NON-CONF.	4- 3	136	0- 0	291	255	160	160	28	28	
TOTALS	RPI 1-25	RPI 26-50	W-L RECORDS	RPI 51-100	RPI 101-150	RPI 150+				
8- 10	0- 0	0- 0	OVERALL	0- 1	0- 1	8- 8				
4- 5	0- 0	0- 0	HOME	0- 0	0- 0	4- 5				
3- 5	0- 0	0- 0	AWAY	0- 1	0- 1	3- 3				
1- 0	0- 0	0- 0	NEUTRAL	0- 0	0- 0	1- 0				
4- 3	0- 0	0- 0	NON-CONFERENCE	0- 1	0- 1	4- 1				
2- 0	0- 0	0- 0	HOME	0- 0	0- 0	2- 0				
1- 3	0- 0	0- 0	AWAY	0- 1	0- 1	1- 1				
1- 0	0- 0	0- 0	NEUTRAL	0- 0	0- 0	1- 0				
4- 7	0- 0	0- 0	CONFERENCE	0- 0	0- 0	4- 7				
2- 5	0- 0	0- 0	HOME	0- 0	0- 0	2- 5				
2- 2	0- 0	0- 0	AWAY	0- 0	0- 0	2- 2				
0- 0	0- 0	0- 0	NEUTRAL	0- 0	0- 0	0- 0				

RPI 1-25				RPI 26-50				RPI 51-100				RPI 101+				Team's RPI: 273	
RPI	S	Opponent	Score	RPI	S	Opponent	Score	RPI	S	Opponent	Score	RPI	S	Opponent	Score		
								56	A	Kansas St.	53	68	119	A	Texas Tech	44	61
												161	H	Stephen F. Austin	69	71	
												167	H	Eastern Wash.	79	72	
												189	A	Lamar	72	76	
												189	H	Lamar	58	73	
												203	A	UTSA	57	70	
												216	N	George Mason	88	86	
												220	A	Northwestern St.	56	61	
												231	H	Nicholls St.	39	63	
												238	A	McNeese St.	75	59	
												253	H	Central Ark.	60	66	
												286	H	Sam Houston St.	58	63	
												288	A	Houston Baptist	53	50	
												298	H	Southeastern La.	75	74	
												335	H	Incarnate Word	78	54	
												343	A	UMKC	80	55	
												347	H	Air Force	80	44	
LAST 12 Division I GAMES:																	
				298	H	Southeastern La.	75	74				161	H	Stephen F. Austin	69	71	
				189	H	Lamar	58	73				238	A	McNeese St.	75	59	
				189	A	Lamar	72	76				231	H	Nicholls St.	39	63	
				288	A	Houston Baptist	53	50				220	A	Northwestern St.	56	61	
				335	H	Incarnate Word	78	54				253	H	Central Ark.	60	66	
				286	H	Sam Houston St.	58	63				56	A	Kansas St.	53	68	

Non-Div I Games: Howard Payne 102 60 Angelo St. 70 55 Wayland Baptist 91 64 Southwestern Christ100 52  
Abilene Christian

Loss, Non-Conf, S Site, H Home A Away N Neutral

Average RPI Win:	269	WON-LOST	WINNING	LAST 10	STRENGTH OF	OPP. STRENGTH	TEAM	ADJ.	CONF.	ADJ CONF.
Average RPI Loss:	209	RECORD	PCT. RANK	GAMES	SCHEDULE	OF SCHEDULE	RPI	RPI	RPI	RPI
DIV. I ONLY	2- 21	345	1- 9	295	295	347	347	21	21	
DIV. I NON-CONF.	1- 10	330	0- 0	289	347	346	346	19	19	
TOTALS	RPI 1-25	RPI 26-50	W-L RECORDS	RPI 51-100	RPI 101-150	RPI 150+				
2- 21	0- 0	0- 0	OVERALL	0- 1	0- 3	2- 17				
2- 8	0- 0	0- 0	HOME	0- 0	0- 0	2- 8				
0- 13	0- 0	0- 0	AWAY	0- 1	0- 3	0- 9				
0- 0	0- 0	0- 0	NEUTRAL	0- 0	0- 0	0- 0				
1- 10	0- 0	0- 0	NON-CONFERENCE	0- 0	0- 2	1- 8				
1- 3	0- 0	0- 0	HOME	0- 0	0- 0	1- 3				
0- 7	0- 0	0- 0	AWAY	0- 0	0- 2	0- 5				
0- 0	0- 0	0- 0	NEUTRAL	0- 0	0- 0	0- 0				
1- 11	0- 0	0- 0	CONFERENCE	0- 1	0- 1	1- 9				
1- 5	0- 0	0- 0	HOME	0- 0	0- 0	1- 5				
0- 6	0- 0	0- 0	AWAY	0- 1	0- 1	0- 4				
0- 0	0- 0	0- 0	NEUTRAL	0- 0	0- 0	0- 0				

RPI S	Opponent	Score	RPI S	Opponent	Score	RPI S	Opponent	Score	RPI S	Opponent	Score	Team's RPI: 347
						73	A Colorado St.	42 62	108	A Army	35 79	
									132	A Boise St.	54 81	
									147	A Bakersfield	56 96	
									154	A New Mexico	46 69	
									154	H New Mexico	47 70	
									180	A SIUE	51 86	
									202	H Santa Clara	64 85	
									204	A San Diego St.	47 70	
									204	H San Diego St.	65 74	
									218	A San Jose St.	64 91	
									218	H San Jose St.	83 80	
									221	A Northern Colo.	35 76	
									222	H Southern Utah	57 73	
									223	A Wyoming	51 74	
									250	H Weber St.	53 71	
									259	H Utah St.	53 69	
									261	H UNLV	79 91	
									269	H Nevada	53 76	
									273	A Abilene Christian	44 80	
									312	A Denver	66 107	
									320	H Omaha	65 57	
									326	A Utah Valley	44 58	
LAST 12 Division I GAMES:												
223	A Wyoming	51 74	259	H Utah St.	53 69							
154	A New Mexico	46 69	154	H New Mexico	47 70							
261	H UNLV	79 91	73	A Colorado St.	42 62							
218	H San Jose St.	83 80	218	A San Jose St.	64 91							
132	A Boise St.	54 81	269	H Nevada	53 76							
204	A San Diego St.	47 70	204	H San Diego St.	65 74							

Non-Div I Games:

Air Force

■ Loss, 
 ■ Non-Conf, S Site, 
 ■ Home 
 ■ Away 
 N Neutral

Average RPI Win: <b>210</b>	WON-LOST	WINNING	LAST 10	STRENGTH OF	OPP. STRENGTH	TEAM	ADJ.	CONF.	ADJ CONF.
Average RPI Loss: <b>113</b>	RECORD	PCT. RANK	GAMES	SCHEDULE	OF SCHEDULE	RPI	RPI	RPI	RPI
DIV. I ONLY	16- 5	38	7- 3	220	187	79	79	15	15
DIV. I NON-CONF.	9- 1	21	0- 1	286	197	66	66	17	17
TOTALS	RPI 1-25	RPI 26-50	W-L RECORDS	RPI 51-100	RPI 101-150	RPI 150+			
16- 5	0- 0	0- 0	OVERALL	1- 3	3- 1	12- 1			
9- 1	0- 0	0- 0	HOME	1- 0	1- 1	7- 0			
5- 4	0- 0	0- 0	AWAY	0- 3	2- 0	3- 1			
2- 0	0- 0	0- 0	NEUTRAL	0- 0	0- 0	2- 0			
9- 1	0- 0	0- 0	NON-CONFERENCE	0- 1	1- 0	8- 0			
5- 0	0- 0	0- 0	HOME	0- 0	1- 0	4- 0			
2- 1	0- 0	0- 0	AWAY	0- 1	0- 0	2- 0			
2- 0	0- 0	0- 0	NEUTRAL	0- 0	0- 0	2- 0			
7- 4	0- 0	0- 0	CONFERENCE	1- 2	2- 1	4- 1			
4- 1	0- 0	0- 0	HOME	1- 0	0- 1	3- 0			
3- 3	0- 0	0- 0	AWAY	0- 2	2- 0	1- 1			
0- 0	0- 0	0- 0	NEUTRAL	0- 0	0- 0	0- 0			

RPI 1-25			RPI 26-50			RPI 51-100			Team's RPI: 79	RPI 101+		
RPI	S	Opponent	Score	RPI	S	Opponent	Score	RPI	S	Opponent	Score	
								52	A	Ohio	60	72
								65	A	Youngstown St.	62	75
								78	A	Western Mich.	61	67
								78	H	Western Mich.	69	66
										109	A	Central Mich.
										113	H	UNI
										142	A	Toledo
										148	H	Ball St.
										168	N	Siena
										171	H	Northern Ky.
										175	H	Eastern Mich.
										198	N	Belmont
										213	H	Morehead St.
										224	A	Northern Ill.
										255	H	Valparaiso
										257	A	UCF
										262	A	Bethune-Cookman
										285	H	Bowling Green
										293	H	Kent St.
										316	A	Miami (OH)
										323	H	Binghamton
LAST 12 Division I GAMES:												
								224	A	Northern Ill.	56	62
								78	H	Western Mich.	69	66
								293	H	Kent St.	74	67
								52	A	Ohio	60	72
								109	A	Central Mich.	74	72
								148	H	Ball St.	73	77
								316	A	Miami (OH)	65	47
								142	A	Toledo	102	101
								175	H	Eastern Mich.	65	48
								285	H	Bowling Green	67	59
								78	A	Western Mich.	61	67
								65	A	Youngstown St.	62	75

Non-Div I Games: Ohio Christian 97 62

Akron

  Loss, 
  Non-Conf, 
  S Site, 
  H Home 
  A Away 
N Neutral

## Alabama

Through Games Of Feb. 8, 2015

Average RPI Win:	231	WON-LOST	WINNING	LAST 10	STRENGTH OF	OPP. STRENGTH	TEAM	ADJ.	CONF.	ADJ CONF.
Average RPI Loss:	59	RECORD	PCT. RANK	GAMES	SCHEDULE	OF SCHEDULE	RPI	RPI	RPI	RPI
DIV. I ONLY	12- 13	181	1- 9	67	81	155	155	3	3	
DIV. I NON-CONF.	11- 4	69	2- 0	268	246	171	171	5	5	
TOTALS	RPI 1-25	RPI 26-50	W-L RECORDS	RPI 51-100	RPI 101-150	RPI 150+				
12- 13	0- 4	1- 5	OVERALL	1- 1	1- 1	9- 2				
9- 7	0- 3	1- 2	HOME	0- 0	0- 0	8- 2				
1- 5	0- 1	0- 2	AWAY	1- 1	0- 1	0- 0				
2- 1	0- 0	0- 1	NEUTRAL	0- 0	1- 0	1- 0				
11- 4	0- 1	1- 1	NON-CONFERENCE	1- 0	1- 0	8- 2				
8- 3	0- 1	1- 0	HOME	0- 0	0- 0	7- 2				
1- 0	0- 0	0- 0	AWAY	1- 0	0- 0	0- 0				
2- 1	0- 0	0- 1	NEUTRAL	0- 0	1- 0	1- 0				
1- 9	0- 3	0- 4	CONFERENCE	0- 1	0- 1	1- 0				
1- 4	0- 2	0- 2	HOME	0- 0	0- 0	1- 0				
0- 5	0- 1	0- 2	AWAY	0- 1	0- 1	0- 0				
0- 0	0- 0	0- 0	NEUTRAL	0- 0	0- 0	0- 0				

RPI 1-25				RPI 26-50				RPI 51-100				RPI 101+ Team's RPI: 155			
RPI	S	Opponent	Score	RPI	S	Opponent	Score	RPI	S	Opponent	Score	RPI	S	Opponent	Score
5	A	South Carolina	54 85	30	H	Nebraska	53 51	67	A	LSU	39 51	102	A	Ole Miss	63 77
5	H	South Carolina	59 102	31	A	Mississippi St.	50 66	70	A	Kansas	85 80	143	N	Temple	58 51
10	H	Kentucky	66 78	34	N	Quinnipiac	66 73					152	H	UT Martin	68 55
13	H	Duke	40 90	36	A	Georgia	47 64					163	H	Auburn	51 50
				46	H	Vanderbilt	52 55					170	H	Jacksonville St.	62 64
				50	H	Arkansas	42 53					197	H	Mercer	39 46
												228	H	USC Upstate	74 65
												278	N	Georgetown	72 58
												330	H	Ark.-Pine Bluff	71 27
												338	H	Florida A&M	60 44
												344	H	Alabama A&M	75 44
												345	H	New Orleans	87 58
												348	H	Mississippi Val.	71 40
LAST 12 Division I GAMES:															
67	A	LSU	39 51	102	A	Ole Miss	63 77								
50	H	Arkansas	42 53	5	H	South Carolina	59 102								
5	A	South Carolina	54 85	36	A	Georgia	47 64								
46	H	Vanderbilt	52 55	10	H	Kentucky	66 78								
163	H	Auburn	51 50	348	H	Mississippi Val.	71 40								
31	A	Mississippi St.	50 66	345	H	New Orleans	87 58								

Non-Div I Games:

Alabama

■ Loss, 
 ■ Non-Conf, S Site, 
 ■ Home 
 ■ Away 
 N Neutral

Average RPI Win: <b>284</b>	WON-LOST	WINNING	LAST 10	STRENGTH OF	OPP. STRENGTH	TEAM	ADJ.	CONF.	ADJ CONF.
Average RPI Loss: <b>223</b>	RECORD	PCT. RANK	GAMES	SCHEDULE	OF SCHEDULE	RPI	RPI	RPI	RPI
DIV. I ONLY	5- 16	302	4- 6	334	345	344	344	33	33
DIV. I NON-CONF.	1- 10	330	1- 1	174	292	327	327	31	31
TOTALS	RPI 1-25	RPI 26-50	W-L RECORDS	RPI 51-100	RPI 101-150	RPI 150+			
5- 16	0- 0	0- 1	OVERALL	0- 0	1- 3	4- 12			
4- 6	0- 0	0- 0	HOME	0- 0	1- 2	3- 4			
1- 10	0- 0	0- 1	AWAY	0- 0	0- 1	1- 8			
0- 0	0- 0	0- 0	NEUTRAL	0- 0	0- 0	0- 0			
1- 10	0- 0	0- 1	NON-CONFERENCE	0- 0	1- 3	0- 6			
1- 3	0- 0	0- 0	HOME	0- 0	1- 2	0- 1			
0- 7	0- 0	0- 1	AWAY	0- 0	0- 1	0- 5			
0- 0	0- 0	0- 0	NEUTRAL	0- 0	0- 0	0- 0			
4- 6	0- 0	0- 0	CONFERENCE	0- 0	0- 0	4- 6			
3- 3	0- 0	0- 0	HOME	0- 0	0- 0	3- 3			
1- 3	0- 0	0- 0	AWAY	0- 0	0- 0	1- 3			
0- 0	0- 0	0- 0	NEUTRAL	0- 0	0- 0	0- 0			

RPI 1-25			RPI 26-50			RPI 51-100			RPI 101+			Team's RPI: 344
RPI	S	Opponent	Score	RPI	S	Opponent	Score	RPI	S	Opponent	Score	
				39	A	Western Ky.	44 96					
								102	A	Ole Miss	47 71	
								122	H	East Tenn. St.	64 88	
								126	H	Louisiana Tech	68 70	
								128	H	Kennesaw St.	73 66	
								155	A	Alabama	44 75	
								184	A	Samford	50 61	
								214	A	Texas Southern	54 67	
								232	A	Prairie View	64 81	
								265	H	Southern U.	55 77	
								268	H	Eastern Ky.	56 62	
								279	A	South Carolina St.	62 69	
								289	H	Jackson St.	71 75	
								290	H	Alabama St.	59 50	
								305	A	Southeast Mo. St.	38 66	
								306	H	Grambling	59 56	
								321	A	Murray St.	81 102	
								330	A	Ark.-Pine Bluff	69 70	
								331	H	Alcorn	55 58	
								348	A	Mississippi Val.	63 58	
								348	H	Mississippi Val.	71 51	
LAST 12 Division I GAMES:												
				348	H	Mississippi Val.	71 51					
				214	A	Texas Southern	54 67					
				232	A	Prairie View	64 81					
				331	H	Alcorn	55 58					
				265	H	Southern U.	55 77					
				290	H	Alabama St.	59 50					
				330	A	Ark.-Pine Bluff	69 70					
				348	A	Mississippi Val.	63 58					
				306	H	Grambling	59 56					
				289	H	Jackson St.	71 75					
				128	H	Kennesaw St.	73 66					
				102	A	Ole Miss	47 71					

Non-Div I Games:

Alabama A&amp;M

■ Loss, 
 ■ Non-Conf, S Site, 
 ■ Home 
 ■ Away 
 N Neutral

Average RPI Win:	316	WON-LOST	WINNING	LAST 10	STRENGTH OF	OPP. STRENGTH	TEAM	ADJ.	CONF.	ADJ CONF.
Average RPI Loss:	205	RECORD	PCT. RANK	GAMES	SCHEDULE	OF SCHEDULE	RPI	RPI	RPI	RPI
DIV. I ONLY	7- 10	228	6- 4	348	341	290	290	33	33	
DIV. I NON-CONF.	1- 6	316	0- 1	254	239	286	286	31	31	
TOTALS	RPI 1-25	RPI 26-50	W-L RECORDS	RPI 51-100	RPI 101-150	RPI 150+				
7- 10	0- 0	0- 1	OVERALL	0- 1	0- 1	7- 7				
3- 2	0- 0	0- 0	HOME	0- 0	0- 0	3- 2				
4- 8	0- 0	0- 1	AWAY	0- 1	0- 1	4- 5				
0- 0	0- 0	0- 0	NEUTRAL	0- 0	0- 0	0- 0				
1- 6	0- 0	0- 1	NON-CONFERENCE	0- 1	0- 1	1- 3				
0- 0	0- 0	0- 0	HOME	0- 0	0- 0	0- 0				
1- 6	0- 0	0- 1	AWAY	0- 1	0- 1	1- 3				
0- 0	0- 0	0- 0	NEUTRAL	0- 0	0- 0	0- 0				
6- 4	0- 0	0- 0	CONFERENCE	0- 0	0- 0	6- 4				
3- 2	0- 0	0- 0	HOME	0- 0	0- 0	3- 2				
3- 2	0- 0	0- 0	AWAY	0- 0	0- 0	3- 2				
0- 0	0- 0	0- 0	NEUTRAL	0- 0	0- 0	0- 0				

RPI 1-25			RPI 26-50			RPI 51-100			RPI 101+ Team's RPI: 290		
RPI	S	Opponent	Score	RPI	S	Opponent	Score	RPI	S	Opponent	Score
				39	A	Western Ky.	54 93	80	A	Georgia Tech	53 77
								138	A	Troy	50 70
								179	A	Savannah St.	62 71
								184	A	Samford	43 56
								214	A	Texas Southern	51 67
								232	A	Prairie View	73 65
								265	H	Southern U.	49 53
								289	H	Jackson St.	85 90
								306	H	Grambling	53 30
								318	A	South Ala.	61 64
								330	A	Ark.-Pine Bluff	64 53
								330	H	Ark.-Pine Bluff	62 54
								331	H	Alcorn	54 45
								338	A	Florida A&M	64 49
								344	A	Alabama A&M	50 59
								348	A	Mississippi Val.	62 45
LAST 12 Division I GAMES:											
330	H	Ark.-Pine Bluff	62 54	348	A	Mississippi Val.	62 45				
232	A	Prairie View	73 65	330	A	Ark.-Pine Bluff	64 53				
214	A	Texas Southern	51 67	289	H	Jackson St.	85 90				
265	H	Southern U.	49 53	306	H	Grambling	53 30				
331	H	Alcorn	54 45	184	A	Samford	43 56				
344	A	Alabama A&M	50 59	80	A	Georgia Tech	53 77				

Non-Div I Games: Mobile 66 30 Bluefield St. 82 73 Stillman 75 66

Alabama St.

Loss, Non-Conf, S Site, H Home A Away N Neutral

Albany (NY)

Through Games Of Feb. 8, 2015

Average RPI Win: <b>222</b>	WON-LOST	WINNING	LAST 10	STRENGTH OF	OPP. STRENGTH	TEAM	ADJ.	CONF.	ADJ CONF.
Average RPI Loss: <b>97</b>	RECORD	PCT. RANK	GAMES	SCHEDULE	OF SCHEDULE	RPI	RPI	RPI	RPI
DIV. I ONLY	17- 7	55	3- 2	171	181	76	76	23	23
DIV. I NON-CONF.	7- 6	154	0- 1	195	105	120	120	24	24
TOTALS	RPI 1-25	RPI 26-50	W-L RECORDS	RPI 51-100	RPI 101-150	RPI 150+			
17- 7	0- 1	0- 2	OVERALL	1- 1	1- 2	15- 1			
5- 3	0- 0	0- 0	HOME	0- 1	1- 1	4- 1			
12- 4	0- 1	0- 2	AWAY	1- 0	0- 1	11- 0			
0- 0	0- 0	0- 0	NEUTRAL	0- 0	0- 0	0- 0			
7- 6	0- 1	0- 2	NON-CONFERENCE	0- 0	0- 2	7- 1			
1- 2	0- 0	0- 0	HOME	0- 0	0- 1	1- 1			
6- 4	0- 1	0- 2	AWAY	0- 0	0- 1	6- 0			
0- 0	0- 0	0- 0	NEUTRAL	0- 0	0- 0	0- 0			
10- 1	0- 0	0- 0	CONFERENCE	1- 1	1- 0	8- 0			
4- 1	0- 0	0- 0	HOME	0- 1	1- 0	3- 0			
6- 0	0- 0	0- 0	AWAY	1- 0	0- 0	5- 0			
0- 0	0- 0	0- 0	NEUTRAL	0- 0	0- 0	0- 0			

RPI 1-25				RPI 26-50				RPI 51-100				RPI 101+			
RPI	S	Opponent	Score	RPI	S	Opponent	Score	RPI	S	Opponent	Score	RPI	S	Opponent	Score
20	A	North Carolina	56 <b>71</b>	34	A	Quinnipiac	62 <b>66</b>	82	A	Maine	49 43	107	A	Marist	58 <b>61</b>
				39	A	Western Ky.	54 <b>63</b>	82	H	Maine	44 <b>52</b>	118	H	Hofstra	55 <b>65</b>
												131	H	Hartford	82 58
												168	A	Siena	76 57
												172	A	Penn St.	54 53
												187	A	Cal St. Fullerton	71 49
												193	A	New Hampshire	74 48
												193	H	New Hampshire	76 65
												196	A	Pepperdine	62 36
												201	H	Stony Brook	69 59
												240	A	UMass Lowell	78 50
												240	H	UMass Lowell	93 57
												256	A	Canisius	64 59
												276	A	Colgate	67 48
												280	H	Northeastern	67 <b>70</b>
												287	A	UMBC	72 62
												309	H	St. Francis Brooklyn	90 47
												317	A	Vermont	89 48
												323	A	Binghamton	82 49
LAST 12 Division I GAMES:															
				39	A	Western Ky.	54 <b>63</b>	287	A	UMBC	72 62				
				240	H	UMass Lowell	93 57	201	H	Stony Brook	69 59				
				193	A	New Hampshire	74 48	323	A	Binghamton	82 49				
				82	H	Maine	44 <b>52</b>	240	A	UMass Lowell	78 50				
				317	A	Vermont	89 48	193	H	New Hampshire	76 65				
				131	H	Hartford	82 58	82	A	Maine	49 43				

Non-Div I Games:

Albany (NY)

Loss, Non-Conf, S Site, H Home A Away N Neutral



Average RPI Win: <b>289</b>	WON-LOST	WINNING	LAST 10	STRENGTH OF	OPP. STRENGTH	TEAM	ADJ.	CONF.	ADJ CONF.
Average RPI Loss: <b>228</b>	RECORD	PCT. RANK	GAMES	SCHEDULE	OF SCHEDULE	RPI	RPI	RPI	RPI
DIV. I ONLY	6- 13	271	3- 2	343	337	331	331	33	33
DIV. I NON-CONF.	1- 8	322	0- 0	265	223	337	337	31	31
TOTALS	RPI 1-25	RPI 26-50	W-L RECORDS	RPI 51-100	RPI 101-150	RPI 150+			
6- 13	0- 0	0- 1	OVERALL	0- 0	0- 1	6- 11			
4- 5	0- 0	0- 0	HOME	0- 0	0- 0	4- 5			
2- 8	0- 0	0- 0	AWAY	0- 0	0- 1	2- 0			
0- 0	0- 0	0- 0	NEUTRAL	0- 0	0- 0	0- 0			
1- 8	0- 0	0- 1	NON-CONFERENCE	0- 0	0- 1	1- 6			
1- 2	0- 0	0- 0	HOME	0- 0	0- 0	1- 2			
0- 6	0- 0	0- 1	AWAY	0- 0	0- 1	0- 4			
0- 0	0- 0	0- 0	NEUTRAL	0- 0	0- 0	0- 0			
5- 5	0- 0	0- 0	CONFERENCE	0- 0	0- 0	5- 5			
3- 3	0- 0	0- 0	HOME	0- 0	0- 0	3- 3			
2- 2	0- 0	0- 0	AWAY	0- 0	0- 0	2- 2			
0- 0	0- 0	0- 0	NEUTRAL	0- 0	0- 0	0- 0			

RPI S	Opponent	Score	RPI S	Opponent	Score	RPI S	Opponent	Score	RPI S	Opponent	Score	Team's RPI: 331
30	A Nebraska	49 83							105	A Michigan St.	41 77	
									165	H La.-Lafayette	57 64	
									190	H La.-Monroe	62 53	
									210	A UAB	43 57	
									214	H Texas Southern	66 75	
									232	H Prairie View	68 46	
									253	H Central Ark.	36 62	
									260	A Rice	33 61	
									263	A UTEP	53 63	
									265	H Southern U.	51 59	
									289	A Jackson St.	76 69	
									289	H Jackson St.	41 65	
									290	A Alabama St.	45 54	
									306	A Grambling	57 64	
									320	A Omaha	39 59	
									330	H Ark.-Pine Bluff	45 39	
									344	A Alabama A&M	58 55	
									348	H Mississippi Val.	52 47	
LAST 12 Division I GAMES:												
289	H Jackson St.	41 65	344	A Alabama A&M	58 55							
330	H Ark.-Pine Bluff	45 39	290	A Alabama St.	45 54							
289	A Jackson St.	76 69	348	H Mississippi Val.	52 47							
214	H Texas Southern	66 75	306	A Grambling	57 64							
232	H Prairie View	68 46	263	A UTEP	53 63							
265	H Southern U.	51 59	165	H La.-Lafayette	57 64							

Non-Div I Games:

Alcorn

■ Loss, 
 ■ Non-Conf, 
 ■ S Site, 
 ■ H Home 
 ■ A Away 
 N Neutral

Average RPI Win:	222	WON-LOST	WINNING	LAST 10	STRENGTH OF	OPP. STRENGTH	TEAM	ADJ.	CONF.	ADJ CONF.
Average RPI Loss:	89	RECORD	PCT. RANK	GAMES	SCHEDULE	OF SCHEDULE	RPI	RPI	RPI	RPI
DIV. I ONLY	15- 8	80	8- 2	136	144	96	96	19	19	
DIV. I NON-CONF.	5- 6	177	0- 0	38	86	89	89	21	21	
TOTALS	RPI 1-25	RPI 26-50	W-L RECORDS	RPI 51-100	RPI 101-150	RPI 150+				
15- 8	0- 4	1- 0	OVERALL	1- 0	1- 1	12- 3				
6- 4	0- 3	0- 0	HOME	0- 0	0- 0	6- 1				
7- 4	0- 1	0- 0	AWAY	1- 0	0- 1	6- 2				
2- 0	0- 0	1- 0	NEUTRAL	0- 0	1- 0	0- 0				
5- 6	0- 4	1- 0	NON-CONFERENCE	0- 0	1- 0	3- 2				
1- 3	0- 3	0- 0	HOME	0- 0	0- 0	1- 0				
2- 3	0- 1	0- 0	AWAY	0- 0	0- 0	2- 2				
2- 0	0- 0	1- 0	NEUTRAL	0- 0	1- 0	0- 0				
10- 2	0- 0	0- 0	CONFERENCE	1- 0	0- 1	9- 1				
5- 1	0- 0	0- 0	HOME	0- 0	0- 0	5- 1				
5- 1	0- 0	0- 0	AWAY	1- 0	0- 1	4- 0				
0- 0	0- 0	0- 0	NEUTRAL	0- 0	0- 0	0- 0				

RPI 1-25				RPI 26-50				RPI 51-100				RPI 101+			
RPI	S	Opponent	Score	RPI	S	Opponent	Score	RPI	S	Opponent	Score	RPI	S	Opponent	Score
4	A	Maryland	50 94	41	N	Gonzaga	59 56	100	A	Lehigh	75 73	108	A	Army	60 68
15	H	George Washington	52 63									126	N	Oregon	72 64
18	H	Princeton	56 63									156	A	Bucknell	60 55
21	H	James Madison	65 69									177	A	Wake Forest	64 77
												183	A	Massachusetts	61 71
												188	A	Holy Cross	74 63
												188	H	Holy Cross	61 67
												207	H	Lafayette	63 44
												212	H	Navy	59 49
												252	A	Loyola Maryland	55 44
												252	H	Loyola Maryland	62 50
												276	A	Colgate	66 58
												276	H	Colgate	75 46
												287	H	UMBC	77 51
												296	H	Boston U.	75 45
												319	A	Manhattan	60 52
												340	A	UMES	64 52
LAST 12 Division I GAMES:															
276	H	Colgate	75 46	207	H	Lafayette	63 44								
252	A	Loyola Maryland	55 44	100	A	Lehigh	75 73								
188	H	Holy Cross	61 67	276	A	Colgate	66 58								
212	H	Navy	59 49	252	H	Loyola Maryland	62 50								
108	A	Army	60 68	188	A	Holy Cross	74 63								
296	H	Boston U.	75 45	156	A	Bucknell	60 55								

Non-Div I Games:

American

■ Loss, 
 ■ Non-Conf, S Site, 
 ■ Home 
 ■ Away 
 N Neutral

Average RPI Win:	229	WON-LOST	WINNING	LAST 10	STRENGTH OF	OPP. STRENGTH	TEAM	ADJ.	CONF.	ADJ CONF.
Average RPI Loss:	112	RECORD	PCT. RANK	GAMES	SCHEDULE	OF SCHEDULE	RPI	RPI	RPI	RPI
DIV. I ONLY	9- 11	203	4- 6	97	179	150	150	16	16	
DIV. I NON-CONF.	4- 4	158	0- 0	53	183	99	99	16	16	
TOTALS	RPI 1-25	RPI 26-50	W-L RECORDS	RPI 51-100	RPI 101-150	RPI 150+				
9- 11	0- 2	0- 1	OVERALL	1- 1	1- 4	7- 3				
6- 3	0- 0	0- 0	HOME	1- 0	0- 1	5- 2				
3- 8	0- 2	0- 1	AWAY	0- 1	1- 3	2- 1				
0- 0	0- 0	0- 0	NEUTRAL	0- 0	0- 0	0- 0				
4- 4	0- 2	0- 0	NON-CONFERENCE	0- 0	1- 1	3- 1				
3- 1	0- 0	0- 0	HOME	0- 0	0- 0	3- 1				
1- 3	0- 2	0- 0	AWAY	0- 0	1- 1	0- 0				
0- 0	0- 0	0- 0	NEUTRAL	0- 0	0- 0	0- 0				
5- 7	0- 0	0- 1	CONFERENCE	1- 1	0- 3	4- 2				
3- 2	0- 0	0- 0	HOME	1- 0	0- 1	2- 1				
2- 5	0- 0	0- 1	AWAY	0- 1	0- 2	2- 1				
0- 0	0- 0	0- 0	NEUTRAL	0- 0	0- 0	0- 0				

RPI 1-25				RPI 26-50				RPI 51-100				RPI 101+ Team's RPI: 150			
RPI	S	Opponent	Score	RPI	S	Opponent	Score	RPI	S	Opponent	Score	RPI	S	Opponent	Score
10	A	Kentucky	74 111	40	A	UALR	48 69	54	A	Arkansas St.	75 89	112	A	Furman	79 84
20	A	North Carolina	52 84					54	H	Arkansas St.	70 69	122	A	East Tenn. St.	76 70
												138	A	Troy	87 91
												138	H	Troy	87 108
												146	A	Texas St.	58 67
												165	A	La.-Lafayette	66 70
												165	H	La.-Lafayette	63 51
												186	H	Radford	67 68
												219	H	N.C. A&T	72 70
												226	H	Georgia St.	71 76
												272	H	UNCW	82 72
												297	H	Gardner-Webb	77 69
												299	A	Ga. Southern	77 74
												318	A	South Ala.	67 63
												318	H	South Ala.	70 59
LAST 12 Division I GAMES:															
138	H	Troy	87 108	226	H	Georgia St.	71 76								
165	A	La.-Lafayette	66 70	54	H	Arkansas St.	70 69								
299	A	Ga. Southern	77 74	40	A	UALR	48 69								
146	A	Texas St.	58 67	318	A	South Ala.	67 63								
318	H	South Ala.	70 59	165	H	La.-Lafayette	63 51								
138	A	Troy	87 91	54	A	Arkansas St.	75 89								

Non-Div I Games: Catawba 81 64

Appalachian St.

■ Loss, 
 ■ Non-Conf, S Site, 
 ■ Home 
 ■ Away 
 N Neutral

# Arizona

Through Games Of Feb. 8, 2015

Average RPI Win:	215	WON-LOST	WINNING	LAST 10	STRENGTH OF	OPP. STRENGTH	TEAM	ADJ.	CONF.	ADJ CONF.
Average RPI Loss:	79	RECORD	PCT. RANK	GAMES	SCHEDULE	OF SCHEDULE	RPI	RPI	RPI	RPI
DIV. I ONLY	9- 14	237	0- 3	55	73	169	169	5	5	
DIV. I NON-CONF.	7- 4	107	0- 1	270	336	182	182	3	3	
TOTALS	RPI 1-25	RPI 26-50	W-L RECORDS	RPI 51-100	RPI 101-150	RPI 150+				
9- 14	0- 6	1- 1	OVERALL	0- 1	1- 4	7- 2				
7- 6	0- 4	1- 0	HOME	0- 1	1- 1	5- 0				
2- 7	0- 0	0- 0	AWAY	0- 0	0- 0	2- 0				
0- 1	0- 0	0- 0	NEUTRAL	0- 0	0- 1	0- 0				
7- 4	0- 0	0- 0	NON-CONFERENCE	0- 0	0- 3	7- 1				
5- 1	0- 0	0- 0	HOME	0- 0	0- 1	5- 0				
2- 2	0- 0	0- 0	AWAY	0- 0	0- 1	2- 1				
0- 1	0- 0	0- 0	NEUTRAL	0- 0	0- 1	0- 0				
2- 10	0- 6	1- 1	CONFERENCE	0- 1	1- 1	0- 1				
2- 5	0- 4	1- 0	HOME	0- 1	1- 0	0- 0				
0- 5	0- 2	0- 1	AWAY	0- 0	0- 1	0- 1				
0- 0	0- 0	0- 0	NEUTRAL	0- 0	0- 0	0- 0				

RPI S	Opponent	Score	RPI S	Opponent	Score	RPI S	Opponent	Score	RPI S	Opponent	Score	Team's RPI: 169
9	H Oregon St.	55 73	28	A Stanford	47 77	59	H Washington St.	70 81	119	A Texas Tech	54 57	
11	A Arizona St.	54 71	28	H Stanford	60 57				124	A Colorado	69 81	
11	H Arizona St.	41 88							126	H Oregon	81 78	
16	H Washington	69 79							142	N Toledo	54 69	
17	A California	56 68							147	H Bakersfield	72 76	
17	H California	46 65							152	H UT Martin	61 56	
									161	A Stephen F. Austin	60 72	
									177	A Wake Forest	72 69	
									210	H UAB	49 44	
									239	A Utah	48 62	
									265	H Southern U.	56 45	
									306	H Grambling	65 51	
									328	A FIU	65 58	
									342	H UC Santa Barbara	61 34	
LAST 12 Division I GAMES:												
17	A California	56 68	239	A Utah	48 62							
142	N Toledo	54 69	126	H Oregon	81 78							
9	H Oregon St.	55 73	28	A Stanford	47 77							
28	H Stanford	60 57	11	A Arizona St.	54 71							
17	H California	46 65	11	H Arizona St.	41 88							
124	A Colorado	69 81	16	H Washington	69 79							

Non-Div I Games:

Arizona

Loss, Non-Conf, S Site, H Home A Away N Neutral

Average RPI Win:	108	WON-LOST	WINNING	LAST 10	STRENGTH OF	OPP. STRENGTH	TEAM	ADJ.	CONF.	ADJ CONF.
Average RPI Loss:	18	RECORD	PCT. RANK	GAMES	SCHEDULE	OF SCHEDULE	RPI	RPI	RPI	RPI
DIV. I ONLY	21- 3	13	3- 1	23	18	11	11	5	5	
DIV. I NON-CONF.	11- 1	11	2- 0	43	36	7	7	3	3	
TOTALS	RPI 1-25	RPI 26-50	W-L RECORDS	RPI 51-100	RPI 101-150	RPI 150+				
21- 3	2- 2	5- 1	OVERALL	4- 0	5- 0	5- 0				
12- 2	1- 2	3- 0	HOME	2- 0	4- 0	2- 0				
7- 0	1- 0	1- 0	AWAY	1- 0	1- 0	3- 0				
2- 1	0- 0	1- 1	NEUTRAL	1- 0	0- 0	0- 0				
11- 1	0- 0	3- 1	NON-CONFERENCE	3- 0	3- 0	2- 0				
7- 0	0- 0	2- 0	HOME	1- 0	3- 0	1- 0				
2- 0	0- 0	0- 0	AWAY	1- 0	0- 0	1- 0				
2- 1	0- 0	1- 1	NEUTRAL	1- 0	0- 0	0- 0				
10- 2	2- 2	2- 0	CONFERENCE	1- 0	2- 0	3- 0				
5- 2	1- 2	1- 0	HOME	1- 0	1- 0	1- 0				
5- 0	1- 0	1- 0	AWAY	0- 0	1- 0	2- 0				
0- 0	0- 0	0- 0	NEUTRAL	0- 0	0- 0	0- 0				

RPI 1-25				Team's RPI: 11		RPI 26-50				RPI 51-100				RPI 101+			
RPI	S	Opponent	Score	RPI	S	Opponent	Score	RPI	S	Opponent	Score	RPI	S	Opponent	Score		
9	H	Oregon St.	57 68	27	N	Green Bay	57 63	53	A	Miami (FL)	65 61	103	H	Yale	69 51		
16	H	Washington	62 48	28	A	Stanford	60 57	59	H	Washington St.	78 64	121	H	UC Davis	72 51		
17	A	California	67 52	28	H	Stanford	53 52	87	N	Villanova	51 46	124	A	Colorado	68 60		
17	H	California	49 50	44	H	Northwestern	88 75	100	H	Lehigh	81 61	126	H	Oregon	70 58		
				46	N	Vanderbilt	72 67					147	H	Bakersfield	83 54		
				47	H	Middle Tenn.	81 67					169	A	Arizona	88 41		
												169	H	Arizona	71 54		
												239	A	Utah	58 48		
												244	H	SMU	77 42		
												310	A	Illinois St.	89 44		
LAST 12 Division I GAMES:																	
44	H	Northwestern	88 75	9	H	Oregon St.	57 68	126	H	Oregon	70 58						
46	N	Vanderbilt	72 67	28	A	Stanford	60 57	17	A	California	67 52						
17	H	California	49 50	169	H	Arizona	71 54	169	A	Arizona	88 41						
28	H	Stanford	53 52														
239	A	Utah	58 48														
124	A	Colorado	68 60														

Non-Div I Games:

Arizona St.

Team Performance				Through Games of Feb. 27, 1918						
Average RPI Win:	327	WON-LOST	WINNING	LAST 10	STRENGTH OF	OPP. STRENGTH	TEAM	ADJ.	CONF.	ADJ CONF.
Average RPI Loss:	194	RECORD	PCT. RANK	GAMES	SCHEDULE	OF SCHEDULE	RPI	RPI	RPI	RPI
DIV. I ONLY	3- 15	324	3- 7	287	335	330	330	33	33	
DIV. I NON-CONF.	0- 8	339	0- 2	39	111	278	278	31	31	
-----										
TOTALS	RPI 1-25		RPI 26-50		W-L RECORDS		RPI 51-100		RPI 101-150	RPI 150+
3- 15	0- 0		0- 3		OVERALL		0- 1		0- 0	3- 11
2- 3	0- 0		0- 0		HOME		0- 0		0- 0	2- 3
1- 12	0- 0		0- 0		AWAY		0- 0		0- 0	1- 0
0- 0	0- 0		0- 0		NEUTRAL		0- 0		0- 0	0- 0
0- 8	0- 0		0- 3		NON-CONFERENCE		0- 1		0- 0	0- 4
0- 0	0- 0		0- 0		HOME		0- 0		0- 0	0- 0
0- 8	0- 0		0- 3		AWAY		0- 1		0- 0	0- 4
0- 0	0- 0		0- 0		NEUTRAL		0- 0		0- 0	0- 0
3- 7	0- 0		0- 0		CONFERENCE		0- 0		0- 0	3- 7
2- 3	0- 0		0- 0		HOME		0- 0		0- 0	2- 3
1- 4	0- 0		0- 0		AWAY		0- 0		0- 0	1- 4
0- 0	0- 0		0- 0		NEUTRAL		0- 0		0- 0	0- 0

RPI 1-25				RPI 26-50				RPI 51-100				RPI 101+				Team's RPI: 330	
RPI	S	Opponent	Score	RPI	S	Opponent	Score	RPI	S	Opponent	Score	RPI	S	Opponent	Score		
				31	A	Mississippi St.	26 83	69	A	Oklahoma St.	45 90	155	A	Alabama	27 71		
				42	A	Iowa St.	56 82					173	A	Xavier	52 89		
				48	A	Wichita St.	26 55					210	A	UAB	56 65		
												214	H	Texas Southern	45 74		
												232	H	Prairie View	66 83		
												258	A	Cincinnati	57 73		
												265	A	Southern U.	42 69		
												289	A	Jackson St.	57 49		
												290	A	Alabama St.	54 62		
												290	H	Alabama St.	53 64		
												306	A	Grambling	56 75		
												331	A	Alcorn	39 45		
												344	H	Alabama A&M	70 69		
												348	H	Mississippi Val.	65 47		
LAST 12 Division I GAMES:																	
				290	A	Alabama St.	54 62	265	A	Southern U.	42 69						
				289	A	Jackson St.	57 49	344	H	Alabama A&M	70 69						
				306	A	Grambling	56 75	290	H	Alabama St.	53 64						
				232	H	Prairie View	66 83	348	H	Mississippi Val.	65 47						
				214	H	Texas Southern	45 74	31	A	Mississippi St.	26 83						
				331	A	Alcorn	39 45	210	A	UAB	56 65						

Non-Div I Games:	Philander Smith	76	62	Lane	83	54	Talladega	66	70
------------------	-----------------	----	----	------	----	----	-----------	----	----

Ark.-Pine Bluff

Loss, Non-Conf, S Site, H Home A Away N Neutral

Average RPI Win: 145		WON-LOST	WINNING	LAST 10	STRENGTH OF	OPP. STRENGTH	TEAM	ADJ.	CONF.	ADJ CONF.
Average RPI Loss: 59		RECORD	PCT. RANK	GAMES	SCHEDULE	OF SCHEDULE	RPI	RPI	RPI	RPI
DIV. I ONLY		13- 8	100	4- 6	26	48	50	50	3	3
DIV. I NON-CONF.		10- 2	31	3- 0	29	101	25	25	5	5
TOTALS	RPI 1-25	RPI 26-50		W-L RECORDS		RPI 51-100	RPI 101-150	RPI 150+		
13- 8	2- 2	1- 3		OVERALL		1- 1	1- 1	8- 1		
7- 4	1- 2	0- 1		HOME		0- 1	1- 0	5- 0		
4- 4	0- 0	1- 2		AWAY		0- 0	0- 1	3- 1		
2- 0	1- 0	0- 0		NEUTRAL		1- 0	0- 0	0- 0		
10- 2	2- 0	1- 1		NON-CONFERENCE		1- 1	0- 0	6- 0		
5- 2	1- 0	0- 1		HOME		0- 1	0- 0	4- 0		
3- 0	0- 0	1- 0		AWAY		0- 0	0- 0	2- 0		
2- 0	1- 0	0- 0		NEUTRAL		1- 0	0- 0	0- 0		
3- 6	0- 2	0- 2		CONFERENCE		0- 0	1- 1	2- 1		
2- 2	0- 2	0- 0		HOME		0- 0	1- 0	1- 0		
1- 4	0- 0	0- 2		AWAY		0- 0	0- 1	1- 1		
0- 0	0- 0	0- 0		NEUTRAL		0- 0	0- 0	0- 0		

[illegible]

Non-Div I Games:

## Arkansas

Loss, Non-Conf, S Site, H Home A Away N Neutral

Average RPI Win:	190	WON-LOST	WINNING	LAST 10	STRENGTH OF	OPP. STRENGTH	TEAM	ADJ.	CONF.	ADJ CONF.
Average RPI Loss:	85	RECORD	PCT. RANK	GAMES	SCHEDULE	OF SCHEDULE	RPI	RPI	RPI	RPI
DIV. I ONLY	15- 7	68	2- 1	107	98	54	54	16	16	
DIV. I NON-CONF.	4- 5	188	0- 1	63	18	82	82	16	16	
TOTALS	RPI 1-25	RPI 26-50	W-L RECORDS	RPI 51-100	RPI 101-150	RPI 150+				
15- 7	1- 1	1- 2	OVERALL	0- 1	4- 2	9- 1				
8- 1	1- 1	1- 0	HOME	0- 0	3- 0	3- 0				
7- 6	0- 0	0- 2	AWAY	0- 1	1- 2	6- 1				
0- 0	0- 0	0- 0	NEUTRAL	0- 0	0- 0	0- 0				
4- 5	1- 1	0- 2	NON-CONFERENCE	0- 1	0- 1	3- 0				
2- 1	1- 1	0- 0	HOME	0- 0	0- 0	1- 0				
2- 4	0- 0	0- 2	AWAY	0- 1	0- 1	2- 0				
0- 0	0- 0	0- 0	NEUTRAL	0- 0	0- 0	0- 0				
11- 2	0- 0	1- 0	CONFERENCE	0- 0	4- 1	6- 1				
6- 0	0- 0	1- 0	HOME	0- 0	3- 0	2- 0				
5- 2	0- 0	0- 0	AWAY	0- 0	1- 1	4- 1				
0- 0	0- 0	0- 0	NEUTRAL	0- 0	0- 0	0- 0				

RPI 1-25				RPI 26-50				RPI 51-100 Team's RPI: 54				RPI 101+			
RPI	S	Opponent	Score	RPI	S	Opponent	Score	RPI	S	Opponent	Score	RPI	S	Opponent	Score
19	H	FGCU	68 74	31	A	Mississippi St.	83 93	70	A	Kansas	48 62	124	A	Colorado	69 80
23	H	Chattanooga	57 52	35	A	Ohio St.	52 67					138	A	Troy	82 76
				40	H	UALR	70 69					138	H	Troy	91 72
												146	H	Texas St.	68 48
												150	A	Appalachian St.	69 70
												150	H	Appalachian St.	89 75
												165	A	La.-Lafayette	57 69
												185	A	Missouri St.	78 62
												190	A	La.-Monroe	77 57
												192	A	Texas-Arlington	80 77
												226	A	Georgia St.	61 47
												226	H	Georgia St.	76 65
												289	H	Jackson St.	92 60
												293	A	Kent St.	59 44
												299	H	Ga. Southern	86 63
												318	A	South Ala.	62 50
LAST 12 Division I GAMES:															
124	A	Colorado	69 80	226	H	Georgia St.	76 65								
138	H	Troy	91 72	146	H	Texas St.	68 48								
226	A	Georgia St.	61 47	150	A	Appalachian St.	69 70								
40	H	UALR	70 69	192	A	Texas-Arlington	80 77								
138	A	Troy	82 76	299	H	Ga. Southern	86 63								
165	A	La.-Lafayette	57 69	190	A	La.-Monroe	77 57								

Non-Div I Games: Christian Bros. 79 39

Arkansas St.

■ Loss, 
 ■ Non-Conf, S Site, 
 ■ Home 
 ■ Away 
 N Neutral



Average RPI Win: <b>230</b>	WON-LOST	WINNING	LAST 10	STRENGTH OF	OPP. STRENGTH	TEAM	ADJ.	CONF.	ADJ CONF.
Average RPI Loss: <b>175</b>	RECORD	PCT. RANK	GAMES	SCHEDULE	OF SCHEDULE	RPI	RPI	RPI	RPI
DIV. I ONLY	16- 5	38	8- 2	307	244	108	108	19	19
DIV. I NON-CONF.	7- 2	47	0- 0	345	288	153	153	21	21
TOTALS	RPI 1-25	RPI 26-50	W-L RECORDS	RPI 51-100	RPI 101-150	RPI 150+			
16- 5	0- 0	0- 1	OVERALL	2- 1	1- 0	13- 3			
8- 1	0- 0	0- 0	HOME	2- 0	0- 0	6- 1			
8- 4	0- 0	0- 1	AWAY	0- 1	1- 0	7- 2			
0- 0	0- 0	0- 0	NEUTRAL	0- 0	0- 0	0- 0			
7- 2	0- 0	0- 1	NON-CONFERENCE	0- 0	1- 0	6- 1			
3- 0	0- 0	0- 0	HOME	0- 0	0- 0	3- 0			
4- 2	0- 0	0- 1	AWAY	0- 0	1- 0	3- 1			
0- 0	0- 0	0- 0	NEUTRAL	0- 0	0- 0	0- 0			
9- 3	0- 0	0- 0	CONFERENCE	2- 1	0- 0	7- 2			
5- 1	0- 0	0- 0	HOME	2- 0	0- 0	3- 1			
4- 2	0- 0	0- 0	AWAY	0- 1	0- 0	4- 1			
0- 0	0- 0	0- 0	NEUTRAL	0- 0	0- 0	0- 0			

RPI 1-25				RPI 26-50				RPI 51-100				RPI 101+				Team's RPI: 108	
RPI	S	Opponent	Score	RPI	S	Opponent	Score	RPI	S	Opponent	Score	RPI	S	Opponent	Score		
				34	A	Quinnipiac	64 79	96	H	American	68 60	136	A	Central Conn. St.	74 60		
								100	A	Lehigh	51 63	156	H	Bucknell	67 45		
								100	H	Lehigh	66 62	188	H	Holy Cross	67 53		
												196	A	Pepperdine	56 44		
												201	H	Stony Brook	68 59		
												207	A	Lafayette	60 71		
												212	A	Navy	58 46		
												212	H	Navy	50 53		
												252	A	Loyola Maryland	62 53		
												252	H	Loyola Maryland	55 44		
												276	A	Colgate	64 62		
												296	A	Boston U.	65 40		
												309	H	St. Francis Brooklyn	61 55		
												319	A	Manhattan	81 49		
												324	A	Fairleigh Dickinson	48 56		
												342	A	UC Santa Barbara	61 39		
												347	H	Air Force	79 35		
LAST 12 Division I GAMES:																	
				212	A	Navy	58 46	156	H	Bucknell	67 45						
				100	H	Lehigh	66 62	188	H	Holy Cross	67 53						
				252	A	Loyola Maryland	62 53	212	H	Navy	50 53						
				296	A	Boston U.	65 40	100	A	Lehigh	51 63						
				96	H	American	68 60	252	H	Loyola Maryland	55 44						
				276	A	Colgate	64 62	207	A	Lafayette	60 71						

Non-Div I Games: St. Thomas Aquinas 70 45

Army

■ Loss, 
 ■ Non-Conf, 
 ■ S Site, 
 ■ H Home 
 ■ A Away 
 N Neutral

Average RPI Win:	218	WON-LOST	WINNING	LAST 10	STRENGTH OF	OPP. STRENGTH	TEAM	ADJ.	CONF.	ADJ CONF.
Average RPI Loss:	76	RECORD	PCT. RANK	GAMES	SCHEDULE	OF SCHEDULE	RPI	RPI	RPI	RPI
DIV. I ONLY	9- 15	246	0- 10	44	61	163	163	3	3	
DIV. I NON-CONF.	9- 4	84	0- 1	227	184	115	115	5	5	
TOTALS	RPI 1-25	RPI 26-50	W-L RECORDS	RPI 51-100	RPI 101-150	RPI 150+				
9- 15	1- 4	0- 3	OVERALL	0- 4	1- 1	7- 3				
7- 5	1- 1	0- 2	HOME	0- 1	1- 0	5- 1				
1- 9	0- 3	0- 1	AWAY	0- 2	0- 1	1- 2				
1- 1	0- 0	0- 0	NEUTRAL	0- 1	0- 0	1- 0				
9- 4	1- 0	0- 0	NON-CONFERENCE	0- 3	1- 0	7- 1				
7- 0	1- 0	0- 0	HOME	0- 0	1- 0	5- 0				
1- 3	0- 0	0- 0	AWAY	0- 2	0- 0	1- 1				
1- 1	0- 0	0- 0	NEUTRAL	0- 1	0- 0	1- 0				
0- 11	0- 4	0- 3	CONFERENCE	0- 1	0- 1	0- 2				
0- 5	0- 1	0- 2	HOME	0- 1	0- 0	0- 1				
0- 6	0- 3	0- 1	AWAY	0- 0	0- 1	0- 1				
0- 0	0- 0	0- 0	NEUTRAL	0- 0	0- 0	0- 0				

RPI	S	Opponent	Score	RPI	S	Opponent	Score	RPI	S	Opponent	Score	RPI	S	Opponent	Score	Team's RPI: 163
1	H	Tennessee	42 54	31	H	Mississippi St.	48 59	67	H	LSU	49 60	116	A	Missouri	49 59	
5	A	South Carolina	58 77	36	H	Georgia	52 57	83	A	St. John's (NY)	49 56	138	H	Troy	71 54	
10	A	Kentucky	57 78	50	A	Arkansas	47 52	91	N	Hampton	42 44	155	A	Alabama	50 51	
19	H	FGCU	72 69					97	A	Virginia	51 66	166	H	Florida	50 63	
24	A	Texas A&M	45 78									179	H	Savannah St.	62 56	
												184	H	Samford	64 41	
												215	A	Winthrop	54 56	
												244	N	SMU	56 43	
												266	H	Marquette	79 53	
												298	H	Southeastern La.	72 44	
												306	H	Grambling	92 42	
												328	A	FIU	81 44	
LAST 12 Division I GAMES:																
116	A	Missouri	49 59	1	H	Tennessee	42 54	36	H	Georgia	52 57	10	A	Kentucky	57 78	
67	H	LSU	49 60	50	A	Arkansas	47 52	166	H	Florida	50 63	5	A	South Carolina	58 77	
24	A	Texas A&M	45 78	31	H	Mississippi St.	48 59	91	N	Hampton	42 44					
155	A	Alabama	50 51													

Non-Div I Games:

Auburn

■ Loss, 
 ■ Non-Conf, S Site, 
 ■ Home 
 ■ Away 
 N Neutral

Average RPI Win: <b>244</b>	WON-LOST	WINNING	LAST 10	STRENGTH OF	OPP. STRENGTH	TEAM	ADJ.	CONF.	ADJ CONF.
Average RPI Loss: <b>173</b>	RECORD	PCT. RANK	GAMES	SCHEDULE	OF SCHEDULE	RPI	RPI	RPI	RPI
DIV. I ONLY	7- 16	277	4- 6	160	308	254	254	26	26
DIV. I NON-CONF.	2- 10	311	0- 1	57	267	250	250	26	26
TOTALS	RPI 1-25	RPI 26-50	W-L RECORDS	RPI 51-100	RPI 101-150	RPI 150+			
7- 16	0- 1	0- 1	OVERALL	0- 1	0- 3	7- 10			
3- 7	0- 0	0- 1	HOME	0- 0	0- 2	3- 4			
3- 8	0- 1	0- 0	AWAY	0- 1	0- 1	3- 5			
1- 1	0- 0	0- 0	NEUTRAL	0- 0	0- 0	1- 1			
2- 10	0- 1	0- 1	NON-CONFERENCE	0- 1	0- 3	2- 4			
1- 3	0- 0	0- 1	HOME	0- 0	0- 2	1- 0			
0- 6	0- 1	0- 0	AWAY	0- 1	0- 1	0- 3			
1- 1	0- 0	0- 0	NEUTRAL	0- 0	0- 0	1- 1			
5- 6	0- 0	0- 0	CONFERENCE	0- 0	0- 0	5- 6			
2- 4	0- 0	0- 0	HOME	0- 0	0- 0	2- 4			
3- 2	0- 0	0- 0	AWAY	0- 0	0- 0	3- 2			
0- 0	0- 0	0- 0	NEUTRAL	0- 0	0- 0	0- 0			

RPI 1-25				RPI 26-50				RPI 51-100				RPI 101+ Team's RPI: 254			
RPI	S	Opponent	Score	RPI	S	Opponent	Score	RPI	S	Opponent	Score	RPI	S	Opponent	Score
23	A	Chattanooga	65 <b>76</b>	39	H	Western Ky.	68 <b>91</b>	99	A	Southern Miss.	71 <b>80</b>	104	H	Wright St.	73 <b>85</b>
												114	A	Montana	62 <b>83</b>
												135	H	Southern Ill.	65 <b>75</b>
												152	H	UT Martin	61 <b>71</b>
												160	A	Memphis	60 <b>65</b>
												164	N	Saint Louis	86 81
												170	A	Jacksonville St.	57 54
												178	N	Oral Roberts	60 <b>73</b>
												180	A	SIUE	67 <b>87</b>
												198	H	Belmont	72 59
												213	H	Morehead St.	72 <b>82</b>
												225	H	Tennessee St.	78 <b>81</b>
												237	A	Evansville	68 <b>72</b>
												253	A	Central Ark.	54 <b>63</b>
												268	A	Eastern Ky.	81 71
												302	H	Grand Canyon	84 77
												303	A	Eastern Ill.	66 63
												305	H	Southeast Mo. St.	70 62
												321	H	Murray St.	84 <b>98</b>
												334	A	Tennessee Tech	71 <b>75</b>
LAST 12 Division I GAMES:															
321	H	Murray St.	84 <b>98</b>	225	H	Tennessee St.	78 <b>81</b>								
152	H	UT Martin	61 <b>71</b>	198	H	Belmont	72 59								
305	H	Southeast Mo. St.	70 62	334	A	Tennessee Tech	71 <b>75</b>								
180	A	SIUE	67 <b>87</b>	170	A	Jacksonville St.	57 54								
303	A	Eastern Ill.	66 63	268	A	Eastern Ky.	81 71								
213	H	Morehead St.	72 <b>82</b>	253	A	Central Ark.	54 <b>63</b>								

Non-Div I Games: Brescia 99 63

Austin Peay

■ Loss, 
 ■ Non-Conf, 
 ■ S Site, 
 ■ Home 
 ■ A Away 
 N Neutral

Average RPI Win:	196	WON-LOST	WINNING	LAST 10	STRENGTH OF	OPP. STRENGTH	TEAM	ADJ.	CONF.	ADJ CONF.
Average RPI Loss:	56	RECORD	PCT. RANK	GAMES	SCHEDULE	OF SCHEDULE	RPI	RPI	RPI	RPI
DIV. I ONLY	18- 5	31	9- 1	194	87	66	66	8	8	
DIV. I NON-CONF.	7- 3	83	0- 0	154	132	80	80	7	7	
TOTALS	RPI 1-25	RPI 26-50	W-L RECORDS	RPI 51-100	RPI 101-150	RPI 150+				
18- 5	0- 1	0- 1	OVERALL	3- 2	3- 1	12- 0				
9- 2	0- 0	0- 0	HOME	2- 1	1- 1	6- 0				
7- 2	0- 0	0- 1	AWAY	0- 1	1- 0	6- 0				
2- 1	0- 1	0- 0	NEUTRAL	1- 0	1- 0	0- 0				
7- 3	0- 1	0- 0	NON-CONFERENCE	1- 1	1- 1	5- 0				
3- 1	0- 0	0- 0	HOME	0- 0	0- 1	3- 0				
2- 1	0- 0	0- 0	AWAY	0- 1	0- 0	2- 0				
2- 1	0- 1	0- 0	NEUTRAL	1- 0	1- 0	0- 0				
11- 2	0- 0	0- 1	CONFERENCE	2- 1	2- 0	7- 0				
6- 1	0- 0	0- 0	HOME	2- 1	1- 0	3- 0				
5- 1	0- 0	0- 1	AWAY	0- 0	1- 0	4- 0				
0- 0	0- 0	0- 0	NEUTRAL	0- 0	0- 0	0- 0				

RPI 1-25			RPI 26-50			RPI 51-100			Team's RPI: 66	RPI 101+		
RPI	S	Opponent	Score	RPI	S	Opponent	Score	RPI	S	Opponent	Score	RPI
9	N	Oregon St.	61 71	41	A	Gonzaga	62 78	55	H	Pacific	89 72	111
								58	H	St. Mary's (CA)	51 61	125
								63	A	South Dakota St.	65 75	145
								73	N	Colorado St.	69 58	145
								77	H	San Diego	54 50	196
										196	H	Pepperdine
										196	H	Pepperdine
										202	A	Santa Clara
										202	H	Santa Clara
										239	A	Utah
										250	H	Weber St.
										259	A	Utah St.
										261	H	UNLV
										269	H	Nevada
										274	A	Portland
										281	A	Loyola Marymount
										281	H	Loyola Marymount
LAST 12 Division I GAMES:												
281	H	Loyola Marymount	74 59	55	H	Pacific	89 72					
196	H	Pepperdine	77 58	196	A	Pepperdine	84 78					
202	A	Santa Clara	58 56	281	A	Loyola Marymount	71 63					
145	A	San Francisco	68 63	145	H	San Francisco	65 62					
77	H	San Diego	54 50	202	H	Santa Clara	84 55					
58	H	St. Mary's (CA)	51 61	274	A	Portland	83 79					

Non-Div I Games: BYU-Hawaii 73 52

BYU

■ Loss, 
 ■ Non-Conf, S Site, 
 ■ Home 
 ■ Away 
 N Neutral

SCHEDULE				THROUGH GAMES OF FEB. 27, 1918						
Average RPI Win:	254	WON-LOST	WINNING	LAST 10	STRENGTH OF	OPP. STRENGTH	TEAM	ADJ.	CONF.	ADJ CONF.
Average RPI Loss:	173	RECORD	PCT. RANK	GAMES	SCHEDULE	OF SCHEDULE	RPI	RPI	RPI	RPI
DIV. I ONLY	15- 7	68	6- 4	328	247	147	147	30	30	
DIV. I NON-CONF.	10- 4	80	3- 1	300	142	121	121	30	30	
-----										
TOTALS	RPI 1-25		RPI 26-50	W-L RECORDS		RPI 51-100	RPI 101-150		RPI 150+	
15- 7	0- 1		1- 1	OVERALL		1- 0	1- 0		12- 5	
11- 0	0- 0		1- 0	HOME		1- 0	1- 0		8- 0	
4- 7	0- 1		0- 1	AWAY		0- 0	0- 0		4- 5	
0- 0	0- 0		0- 0	NEUTRAL		0- 0	0- 0		0- 0	
10- 4	0- 1		1- 1	NON-CONFERENCE		1- 0	1- 0		7- 2	
8- 0	0- 0		1- 0	HOME		1- 0	1- 0		5- 0	
2- 4	0- 1		0- 1	AWAY		0- 0	0- 0		2- 2	
0- 0	0- 0		0- 0	NEUTRAL		0- 0	0- 0		0- 0	
5- 3	0- 0		0- 0	CONFERENCE		0- 0	0- 0		5- 3	
3- 0	0- 0		0- 0	HOME		0- 0	0- 0		3- 0	
2- 3	0- 0		0- 0	AWAY		0- 0	0- 0		2- 3	
0- 0	0- 0		0- 0	NEUTRAL		0- 0	0- 0		0- 0	

RPI 1-25					RPI 26-50					RPI 51-100					RPI 101+					Team's RPI: 147	
RPI	S	Opponent	Score		RPI	S	Opponent	Score		RPI	S	Opponent	Score		RPI	S	Opponent	Score			
11	A	Arizona St.	54	83	30	A	Nebraska	45	54	98	H	UC Riverside	66	65	101	H	Hawaii	78	69		
					33	H	Fresno St.	80	60						153	A	New Mexico St.	78	90		
															157	A	Cal Poly	66	71		
															169	A	Arizona	76	72		
															211	A	Tex.-Pan American	60	77		
															261	H	UNLV	74	71		
															282	A	UC Irvine	68	65		
															282	H	UC Irvine	80	70		
															301	H	LIU Brooklyn	84	53		
															302	A	Grand Canyon	65	60		
															302	H	Grand Canyon	90	67		
															314	A	Seattle	69	62		
															320	A	Omaha	68	80		
															326	A	Utah Valley	58	70		
															339	H	Chicago St.	83	58		
															342	H	UC Santa Barbara	74	64		
															343	H	UMKC	70	67		
															347	H	Air Force	96	56		
LAST 12 Division I GAMES:																					
					302	A	Grand Canyon	65	60						153	A	New Mexico St.	78	90		
					326	A	Utah Valley	58	70						302	H	Grand Canyon	90	67		
					314	A	Seattle	69	62						342	H	UC Santa Barbara	74	64		
					339	H	Chicago St.	83	58						157	A	Cal Poly	66	71		
					343	H	UMKC	70	67						301	H	LIU Brooklyn	84	53		
					211	A	Tex.-Pan American	60	77						101	H	Hawaii	78	69		

Non-Div I Games:	Fresno Pacific	82	60
------------------	----------------	----	----

Bakersfield

Loss, Non-Conf, S Site, H Home A Away N Neutral

Average RPI Win:	227	WON-LOST	WINNING	LAST 10	STRENGTH OF	OPP. STRENGTH	TEAM	ADJ.	CONF.	ADJ CONF.
Average RPI Loss:	93	RECORD	PCT. RANK	GAMES	SCHEDULE	OF SCHEDULE	RPI	RPI	RPI	RPI
DIV. I ONLY	11- 10	159	7- 3	157	130	148	148	15	15	
DIV. I NON-CONF.	4- 7	219	0- 2	127	41	221	221	17	17	
TOTALS	RPI 1-25	RPI 26-50	W-L RECORDS	RPI 51-100	RPI 101-150	RPI 150+				
11- 10	0- 1	0- 2	OVERALL	2- 3	1- 2	8- 2				
7- 4	0- 0	0- 0	HOME	1- 3	0- 0	6- 1				
4- 6	0- 1	0- 2	AWAY	1- 0	1- 2	2- 1				
0- 0	0- 0	0- 0	NEUTRAL	0- 0	0- 0	0- 0				
4- 7	0- 1	0- 2	NON-CONFERENCE	0- 2	0- 1	4- 1				
4- 2	0- 0	0- 0	HOME	0- 2	0- 0	4- 0				
0- 5	0- 1	0- 2	AWAY	0- 0	0- 1	0- 1				
0- 0	0- 0	0- 0	NEUTRAL	0- 0	0- 0	0- 0				
7- 3	0- 0	0- 0	CONFERENCE	2- 1	1- 1	4- 1				
3- 2	0- 0	0- 0	HOME	1- 1	0- 0	2- 1				
4- 1	0- 0	0- 0	AWAY	1- 0	1- 1	2- 0				
0- 0	0- 0	0- 0	NEUTRAL	0- 0	0- 0	0- 0				

RPI 1-25				RPI 26-50				RPI 51-100				RPI 101+ Team's RPI: 148			
RPI	S	Opponent	Score	RPI	S	Opponent	Score	RPI	S	Opponent	Score	RPI	S	Opponent	Score
7	A	Louisville	56 69	32	A	Pittsburgh	47 59	52	H	Ohio	53 60	125	A	Butler	41 48
				39	A	Western Ky.	59 84	61	H	Duquesne	62 82	140	A	Buffalo	43 53
								78	H	Western Mich.	54 36	142	A	Toledo	69 61
								79	A	Akron	77 73	164	A	Saint Louis	68 73
								86	H	Purdue	60 66	195	H	Charlotte	76 66
												224	H	Northern Ill.	62 65
												236	H	Oakland	75 50
												237	H	Evansville	76 70
												285	A	Bowling Green	62 50
												293	H	Kent St.	85 47
												316	A	Miami (OH)	72 55
												316	H	Miami (OH)	72 41
												321	H	Murray St.	85 59
LAST 12 Division I GAMES:															
142	A	Toledo	69 61	293	H	Kent St.	85 47								
224	H	Northern Ill.	62 65	78	H	Western Mich.	54 36								
316	A	Miami (OH)	72 55	316	H	Miami (OH)	72 41								
52	H	Ohio	53 60	285	A	Bowling Green	62 50								
79	A	Akron	77 73	164	A	Saint Louis	68 73								
140	A	Buffalo	43 53	39	A	Western Ky.	59 84								

Non-Div I Games:

Ball St.

■ Loss, 
 ■ Non-Conf, 
 ■ S Site, 
 ■ H Home 
 ■ A Away 
 N Neutral

Average RPI Win: <b>103</b>	WON-LOST	WINNING	LAST 10	STRENGTH OF	OPP. STRENGTH	TEAM	ADJ.	CONF.	ADJ CONF.
Average RPI Loss: <b>10</b>	RECORD	PCT. RANK	GAMES	SCHEDULE	OF SCHEDULE	RPI	RPI	RPI	RPI
DIV. I ONLY	<b>22- 1</b>	<b>3</b>	<b>10- 0</b>	<b>16</b>	<b>13</b>	<b>2</b>	<b>2</b>	<b>1</b>	<b>1</b>
DIV. I NON-CONF.	<b>11- 1</b>	<b>11</b>	<b>1- 0</b>	<b>74</b>	<b>58</b>	<b>12</b>	<b>12</b>	<b>1</b>	<b>1</b>
TOTALS	RPI 1-25	RPI 26-50	W-L RECORDS	RPI 51-100	RPI 101-150	RPI 150+			
22- 1	0- 1	4- 0	OVERALL	9- 0	3- 0	6- 0			
13- 0	0- 0	2- 0	HOME	4- 0	1- 0	6- 0			
7- 1	0- 1	1- 0	AWAY	5- 0	1- 0	0- 0			
2- 0	0- 0	1- 0	NEUTRAL	0- 0	1- 0	0- 0			
11- 1	0- 1	1- 0	NON-CONFERENCE	1- 0	3- 0	6- 0			
8- 0	0- 0	0- 0	HOME	1- 0	1- 0	6- 0			
1- 1	0- 1	0- 0	AWAY	0- 0	1- 0	0- 0			
2- 0	0- 0	1- 0	NEUTRAL	0- 0	1- 0	0- 0			
11- 0	0- 0	3- 0	CONFERENCE	8- 0	0- 0	0- 0			
5- 0	0- 0	2- 0	HOME	3- 0	0- 0	0- 0			
6- 0	0- 0	1- 0	AWAY	5- 0	0- 0	0- 0			
0- 0	0- 0	0- 0	NEUTRAL	0- 0	0- 0	0- 0			

RPI	S	Opponent	Score	RPI	S	Opponent	Score	RPI	S	Opponent	Score	RPI	S	Opponent	Score
10	A	Kentucky	64 74	26	N	Syracuse	74 72	51	H	Stetson	96 42	102	A	Ole Miss	96 54
				29	A	Texas	70 68	56	A	Kansas St.	74 44	105	N	Michigan St.	84 65
				29	H	Texas	75 58	56	H	Kansas St.	68 46	107	H	Marist	90 60
				42	H	Iowa St.	79 47	64	A	West Virginia	66 62	161	H	Stephen F. Austin	96 57
								68	A	TCU	89 67	178	H	Oral Roberts	101 60
								69	A	Oklahoma St.	69 52	208	H	Idaho	88 70
								69	H	Oklahoma St.	61 45	211	H	Tex.-Pan American	96 42
								70	A	Kansas	71 63	232	H	Prairie View	108 64
								70	H	Kansas	66 58	259	H	Utah St.	99 43
LAST 12 Division I GAMES:															
29	A	Texas	70 68	70	A	Kansas	71 63								
69	A	Oklahoma St.	69 52	42	H	Iowa St.	79 47								
70	H	Kansas	66 58	64	A	West Virginia	66 62								
68	A	TCU	89 67	56	A	Kansas St.	74 44								
56	H	Kansas St.	68 46	69	H	Oklahoma St.	61 45								
29	H	Texas	75 58	232	H	Prairie View	108 64								

Non-Div I Games:

Baylor

■ Loss, 
 ■ Non-Conf, S Site, 
 ■ Home 
 ■ Away 
 N Neutral

Average RPI Win:	264	WON-LOST	WINNING	LAST 10	STRENGTH OF	OPP. STRENGTH	TEAM	ADJ.	CONF.	ADJ CONF.
Average RPI Loss:	125	RECORD	PCT. RANK	GAMES	SCHEDULE	OF SCHEDULE	RPI	RPI	RPI	RPI
DIV. I ONLY	9- 14	237	5- 5	144	195	198	198	26	26	
DIV. I NON-CONF.	3- 9	281	0- 1	37	30	149	149	26	26	
TOTALS	RPI 1-25	RPI 26-50	W-L RECORDS	RPI 51-100	RPI 101-150	RPI 150+				
9- 14	0- 3	0- 3	OVERALL	0- 1	0- 1	9- 6				
4- 4	0- 1	0- 1	HOME	0- 0	0- 0	4- 2				
5- 9	0- 2	0- 2	AWAY	0- 0	0- 1	5- 4				
0- 1	0- 0	0- 0	NEUTRAL	0- 1	0- 0	0- 0				
3- 9	0- 3	0- 3	NON-CONFERENCE	0- 1	0- 1	3- 1				
1- 2	0- 1	0- 1	HOME	0- 0	0- 0	1- 0				
2- 6	0- 2	0- 2	AWAY	0- 0	0- 1	2- 1				
0- 1	0- 0	0- 0	NEUTRAL	0- 1	0- 0	0- 0				
6- 5	0- 0	0- 0	CONFERENCE	0- 0	0- 0	6- 5				
3- 2	0- 0	0- 0	HOME	0- 0	0- 0	3- 2				
3- 3	0- 0	0- 0	AWAY	0- 0	0- 0	3- 3				
0- 0	0- 0	0- 0	NEUTRAL	0- 0	0- 0	0- 0				

RPI 1-25				RPI 26-50				RPI 51-100				RPI 101+ Team's RPI: 198			
RPI	S	Opponent	Score	RPI	S	Opponent	Score	RPI	S	Opponent	Score	RPI	S	Opponent	Score
7	A	Louisville	35 95	36	A	Georgia	43 62	79	N	Akron	58 73	115	A	Cleveland St.	86 89
10	A	Kentucky	55 71	39	H	Western Ky.	50 66					152	H	UT Martin	68 85
23	H	Chattanooga	48 60	46	A	Vanderbilt	58 65					170	H	Jacksonville St.	70 66
												180	H	SIUE	52 67
												197	A	Mercer	86 83
												213	A	Morehead St.	55 66
												225	A	Tennessee St.	64 62
												248	H	Lipscomb	80 60
												254	A	Austin Peay	59 72
												268	A	Eastern Ky.	76 59
												293	A	Kent St.	55 58
												303	A	Eastern Ill.	72 77
												305	H	Southeast Mo. St.	62 39
												312	A	Denver	72 43
												321	A	Murray St.	79 68
												334	H	Tennessee Tech	59 53
LAST 12 Division I GAMES:															
268	A	Eastern Ky.	76 59	254	A	Austin Peay	59 72								
213	A	Morehead St.	55 66	303	A	Eastern Ill.	72 77								
334	H	Tennessee Tech	59 53	180	H	SIUE	52 67								
225	A	Tennessee St.	64 62	152	H	UT Martin	68 85								
170	H	Jacksonville St.	70 66	305	H	Southeast Mo. St.	62 39								
321	A	Murray St.	79 68	39	H	Western Ky.	50 66								

Non-Div I Games: North Ala.

69 72

Belmont

■ Loss, 
 ■ Non-Conf, 
 ■ S Site, 
 ■ Home 
 ■ A Away 
 N Neutral



Average RPI Win:	305	WON-LOST	WINNING	LAST 10	STRENGTH OF	OPP. STRENGTH	TEAM	ADJ.	CONF.	ADJ CONF.
Average RPI Loss:	156	RECORD	PCT. RANK	GAMES	SCHEDULE	OF SCHEDULE	RPI	RPI	RPI	RPI
DIV. I ONLY	7- 13	256	6- 4	246	310	262	262	31	31	
DIV. I NON-CONF.	1- 9	328	1- 3	28	215	260	260	29	29	
TOTALS	RPI 1-25	RPI 26-50	W-L RECORDS	RPI 51-100	RPI 101-150	RPI 150+				
7- 13	0- 2	0- 0	OVERALL	0- 4	0- 1	7- 6				
3- 5	0- 1	0- 0	HOME	0- 2	0- 0	3- 2				
4- 6	0- 1	0- 0	AWAY	0- 2	0- 0	4- 3				
0- 2	0- 0	0- 0	NEUTRAL	0- 0	0- 1	0- 1				
1- 9	0- 2	0- 0	NON-CONFERENCE	0- 3	0- 1	1- 3				
1- 3	0- 1	0- 0	HOME	0- 1	0- 0	1- 1				
0- 4	0- 1	0- 0	AWAY	0- 2	0- 0	0- 1				
0- 2	0- 0	0- 0	NEUTRAL	0- 0	0- 1	0- 1				
6- 4	0- 0	0- 0	CONFERENCE	0- 1	0- 0	6- 3				
2- 2	0- 0	0- 0	HOME	0- 1	0- 0	2- 1				
4- 2	0- 0	0- 0	AWAY	0- 0	0- 0	4- 2				
0- 0	0- 0	0- 0	NEUTRAL	0- 0	0- 0	0- 0				

RPI 1-25				RPI 26-50				RPI 51-100				RPI 101+ Team's RPI: 262			
RPI	S	Opponent	Score	RPI	S	Opponent	Score	RPI	S	Opponent	Score	RPI	S	Opponent	Score
12	A	Florida St.	34 103					51	A	Stetson	61 91	146	N	Texas St.	40 51
19	H	FGCU	46 91					62	A	East Carolina	42 71	179	A	Savannah St.	59 52
								79	H	Akron	63 81	194	H	Fla. Atlantic	68 88
								91	H	Hampton	54 61	242	A	Jacksonville	51 64
												246	N	Campbell	55 66
												277	H	Norfolk St.	40 53
												279	A	South Carolina St.	61 68
												283	A	Morgan St.	55 48
												315	H	Western Caro.	63 53
												336	A	Delaware St.	71 72
												337	A	Coppin St.	61 58
												338	A	Florida A&M	70 57
												340	H	UMES	75 65
												341	H	Howard	61 53
LAST 12 Division I GAMES:															
336	A	Delaware St.	71 72	277	H	Norfolk St.	40 53								
338	A	Florida A&M	70 57	91	H	Hampton	54 61								
341	H	Howard	61 53	315	H	Western Caro.	63 53								
340	H	UMES	75 65	246	N	Campbell	55 66								
283	A	Morgan St.	55 48	146	N	Texas St.	40 51								
337	A	Coppin St.	61 58	19	H	FGCU	46 91								

Non-Div I Games: Edward Waters 60 42 Lynn 67 48

Bethune-Cookman

Loss, Non-Conf, S Site, H Home A Away N Neutral

Binghamton

Through Games Of Feb. 8, 2015

Average RPI Win:	292	WON-LOST	WINNING	LAST 10	STRENGTH OF	OPP. STRENGTH	TEAM	ADJ.	CONF.	ADJ CONF.
Average RPI Loss:	178	RECORD	PCT. RANK	GAMES	SCHEDULE	OF SCHEDULE	RPI	RPI	RPI	RPI
DIV. I ONLY	4- 20	324	1- 9	223	279	323	323	23	23	
DIV. I NON-CONF.	2- 11	314	0- 1	192	318	319	319	24	24	
TOTALS	RPI 1-25	RPI 26-50	W-L RECORDS	RPI 51-100	RPI 101-150	RPI 150+				
4- 20	0- 1	0- 0	OVERALL	0- 4	0- 3	4- 12				
3- 7	0- 0	0- 0	HOME	0- 1	0- 1	3- 5				
0- 13	0- 0	0- 0	AWAY	0- 0	0- 0	0- 1				
1- 0	0- 0	0- 0	NEUTRAL	0- 0	0- 0	1- 0				
2- 11	0- 1	0- 0	NON-CONFERENCE	0- 2	0- 1	2- 7				
1- 4	0- 0	0- 0	HOME	0- 0	0- 0	1- 4				
0- 7	0- 1	0- 0	AWAY	0- 2	0- 1	0- 3				
1- 0	0- 0	0- 0	NEUTRAL	0- 0	0- 0	1- 0				
2- 9	0- 0	0- 0	CONFERENCE	0- 2	0- 2	2- 5				
2- 3	0- 0	0- 0	HOME	0- 1	0- 1	2- 1				
0- 6	0- 0	0- 0	AWAY	0- 1	0- 1	0- 4				
0- 0	0- 0	0- 0	NEUTRAL	0- 0	0- 0	0- 0				

RPI 1-25				RPI 26-50				RPI 51-100				RPI 101+ Team's RPI: 323			
RPI	S	Opponent	Score	RPI	S	Opponent	Score	RPI	S	Opponent	Score	RPI	S	Opponent	Score
18	A	Princeton	58 96					76	H	Albany (NY)	49 82	131	A	Hartford	44 59
								79	A	Akron	49 80	131	H	Hartford	46 51
								82	A	Maine	48 70	141	A	St. Bonaventure	54 72
								83	A	St. John's (NY)	51 67	156	H	Bucknell	57 68
												168	H	Siena	53 62
												173	H	Xavier	71 89
												193	A	New Hampshire	68 73
												201	A	Stony Brook	54 67
												240	A	UMass Lowell	49 66
												240	H	UMass Lowell	65 64
												247	H	Niagara	52 63
												256	A	Canisius	75 91
												275	H	Rider	72 67
												276	A	Colgate	55 74
												287	H	UMBC	55 71
												295	A	NJIT	48 52
												317	A	Vermont	66 72
												317	H	Vermont	73 62
												336	N	Delaware St.	90 84
LAST 12 Division I GAMES:															
317	A	Vermont	66 72	193	A	New Hampshire	68 73								
131	H	Hartford	46 51	76	H	Albany (NY)	49 82								
240	A	UMass Lowell	49 66	317	H	Vermont	73 62								
287	H	UMBC	55 71	131	A	Hartford	44 59								
201	A	Stony Brook	54 67	240	H	UMass Lowell	65 64								
82	A	Maine	48 70	156	H	Bucknell	57 68								

Non-Div I Games:

Binghamton

Loss, Non-Conf, S Site, H Home A Away N Neutral

Average RPI Win:	207	WON-LOST	WINNING	LAST 10	STRENGTH OF	OPP. STRENGTH	TEAM	ADJ.	CONF.	ADJ CONF.
Average RPI Loss:	191	RECORD	PCT. RANK	GAMES	SCHEDULE	OF SCHEDULE	RPI	RPI	RPI	RPI
DIV. I ONLY	12- 7	97	0- 1	217	239	132	132	21	21	
DIV. I NON-CONF.	6- 3	92	0- 0	156	297	91	91	19	19	
TOTALS	RPI 1-25	RPI 26-50	W-L RECORDS	RPI 51-100	RPI 101-150	RPI 150+				
12- 7	0- 0	0- 0	OVERALL	1- 2	1- 0	10- 5				
8- 1	0- 0	0- 0	HOME	1- 0	0- 0	7- 1				
3- 5	0- 0	0- 0	AWAY	0- 1	0- 0	3- 4				
1- 1	0- 0	0- 0	NEUTRAL	0- 1	1- 0	0- 0				
6- 3	0- 0	0- 0	NON-CONFERENCE	0- 1	1- 0	5- 2				
4- 0	0- 0	0- 0	HOME	0- 0	0- 0	4- 0				
1- 2	0- 0	0- 0	AWAY	0- 0	0- 0	1- 2				
1- 1	0- 0	0- 0	NEUTRAL	0- 1	1- 0	0- 0				
6- 4	0- 0	0- 0	CONFERENCE	1- 1	0- 0	5- 3				
4- 1	0- 0	0- 0	HOME	1- 0	0- 0	3- 1				
2- 3	0- 0	0- 0	AWAY	0- 1	0- 0	2- 2				
0- 0	0- 0	0- 0	NEUTRAL	0- 0	0- 0	0- 0				

RPI 1-25			RPI 26-50			RPI 51-100			RPI 101+ Team's RPI: 132		
RPI	S	Opponent	Score	RPI	S	Opponent	Score	RPI	S	Opponent	Score
						71 N Long Beach St.	50 68	103 N Yale		59 53	
						73 A Colorado St.	82 83	153 H New Mexico St.		70 45	
						73 H Colorado St.	75 65	154 H New Mexico		86 65	
								167 H Eastern Wash.		90 72	
								204 A San Diego St.		40 57	
								209 H Montana St.		75 60	
								218 A San Jose St.		78 88	
								222 A Southern Utah		64 66	
								223 H Wyoming		59 64	
								227 A Idaho St.		86 62	
								259 A Utah St.		63 53	
								259 H Utah St.		94 55	
								261 A UNLV		78 67	
								274 H Portland		94 58	
								326 A Utah Valley		60 68	
								347 H Air Force		81 54	
LAST 12 Division I GAMES:											
204	A	San Diego St.	40 57	261	A	UNLV	78 67				
259	H	Utah St.	94 55	223	H	Wyoming	59 64				
73	A	Colorado St.	82 83	259	A	Utah St.	63 53				
347	H	Air Force	81 54	73	H	Colorado St.	75 65				
218	A	San Jose St.	78 88	274	H	Portland	94 58				
154	H	New Mexico	86 65	167	H	Eastern Wash.	90 72				

Non-Div I Games: Col. of Idaho 91 40 Carroll (MT) 58 45

Boise St.

■ Loss, 
 ■ Non-Conf, 
 ■ S Site, 
 ■ H Home 
 ■ A Away 
 N Neutral

Average RPI Win:	173	WON-LOST	WINNING	LAST 10	STRENGTH OF	OPP. STRENGTH	TEAM	ADJ.	CONF.	ADJ CONF.
Average RPI Loss:	68	RECORD	PCT. RANK	GAMES	SCHEDULE	OF SCHEDULE	RPI	RPI	RPI	RPI
DIV. I ONLY	10- 13	211	1- 3	31	41	106	106	2	2	
DIV. I NON-CONF.	8- 5	123	0- 1	150	175	122	122	4	4	
TOTALS	RPI 1-25	RPI 26-50	W-L RECORDS	RPI 51-100	RPI 101-150	RPI 150+				
10- 13	1- 3	0- 3	OVERALL	1- 4	2- 2	6- 1				
7- 5	1- 1	0- 1	HOME	0- 1	1- 2	5- 0				
2- 8	0- 2	0- 2	AWAY	1- 3	1- 0	0- 1				
1- 0	0- 0	0- 0	NEUTRAL	0- 0	0- 0	1- 0				
8- 5	0- 0	0- 1	NON-CONFERENCE	1- 1	2- 2	5- 1				
5- 2	0- 0	0- 0	HOME	0- 0	1- 2	4- 0				
2- 3	0- 0	0- 1	AWAY	1- 1	1- 0	0- 1				
1- 0	0- 0	0- 0	NEUTRAL	0- 0	0- 0	1- 0				
2- 8	1- 3	0- 2	CONFERENCE	0- 3	0- 0	1- 0				
2- 3	1- 1	0- 1	HOME	0- 1	0- 0	1- 0				
0- 5	0- 2	0- 1	AWAY	0- 2	0- 0	0- 0				
0- 0	0- 0	0- 0	NEUTRAL	0- 0	0- 0	0- 0				

RPI	S	Opponent	Score	RPI	S	Opponent	Score	RPI	S	Opponent	Score	RPI	S	Opponent	Score	Team's RPI: 106
3	A	Notre Dame	58 104	26	H	Syracuse	46 64	53	A	Miami (FL)	53 74	118	H	Hofstra	61 75	
3	H	Notre Dame	56 89	28	A	Stanford	63 96	58	A	St. Mary's (CA)	82 72	131	A	Hartford	73 61	
13	H	Duke	60 56	32	A	Pittsburgh	70 78	80	H	Georgia Tech	77 80	144	H	Bryant	90 79	
20	A	North Carolina	60 72					82	A	Maine	64 69	149	H	Indiana	67 76	
								97	A	Virginia	56 68	151	H	Clemson	68 53	
												188	A	Holy Cross	64 80	
												193	H	New Hampshire	64 58	
												229	N	Brown	90 80	
												233	H	Providence	79 51	
												280	H	Northeastern	66 56	
												296	H	Boston U.	73 56	
LAST 12 Division I GAMES:																
82	A	Maine	64 69	26	H	Syracuse	46 64	97	A	Virginia	56 68	3	A	Notre Dame	58 104	
3	H	Notre Dame	56 89	53	A	Miami (FL)	53 74	80	H	Georgia Tech	77 80	58	A	St. Mary's (CA)	82 72	
151	H	Clemson	68 53	82	A	Maine	64 69	97	A	Virginia	56 68	53	A	Miami (FL)	53 74	
20	A	North Carolina	60 72	280	H	Northeastern	66 56	80	H	Georgia Tech	77 80	58	A	St. Mary's (CA)	82 72	
32	A	Pittsburgh	70 78					53	A	Miami (FL)	53 74	58	A	St. Mary's (CA)	82 72	
13	H	Duke	60 56					80	H	Georgia Tech	77 80	58	A	St. Mary's (CA)	82 72	

Non-Div I Games:

Boston College

■ Loss, 
 ■ Non-Conf, 
 ■ S Site, 
 ■ H Home 
 ■ A Away 
 N Neutral

Average RPI Win: <b>224</b>	WON-LOST	WINNING	LAST 10	STRENGTH OF	OPP. STRENGTH	TEAM	ADJ.	CONF.	ADJ CONF.
Average RPI Loss: <b>160</b>	RECORD	PCT. RANK	GAMES	SCHEDULE	OF SCHEDULE	RPI	RPI	RPI	RPI
DIV. I ONLY	5- 18	309	2- 8	185	210	296	296	19	19
DIV. I NON-CONF.	3- 8	263	0- 0	230	168	284	284	21	21
TOTALS	RPI 1-25	RPI 26-50	W-L RECORDS	RPI 51-100	RPI 101-150	RPI 150+			
5- 18	0- 0	0- 0	OVERALL	0- 3	0- 5	5- 10			
4- 7	0- 0	0- 0	HOME	0- 1	0- 1	4- 5			
0- 11	0- 0	0- 0	AWAY	0- 0	0- 0	0- 0			
1- 0	0- 0	0- 0	NEUTRAL	0- 0	0- 0	1- 0			
3- 8	0- 0	0- 0	NON-CONFERENCE	0- 0	0- 4	3- 4			
2- 2	0- 0	0- 0	HOME	0- 0	0- 0	2- 2			
0- 6	0- 0	0- 0	AWAY	0- 0	0- 4	0- 2			
1- 0	0- 0	0- 0	NEUTRAL	0- 0	0- 0	1- 0			
2- 10	0- 0	0- 0	CONFERENCE	0- 3	0- 1	2- 6			
2- 5	0- 0	0- 0	HOME	0- 1	0- 1	2- 3			
0- 5	0- 0	0- 0	AWAY	0- 2	0- 0	0- 3			
0- 0	0- 0	0- 0	NEUTRAL	0- 0	0- 0	0- 0			

RPI 1-25			RPI 26-50			RPI 51-100			RPI 101+			Team's RPI: 296
RPI	S	Opponent	Score	RPI	S	Opponent	Score	RPI	S	Opponent	Score	
						96 A American	45 75	103 A Yale			59 66	
						100 A Lehigh	64 85	106 A Boston College			56 73	
						100 H Lehigh	71 78	107 A Marist			50 77	
								108 H Army			40 65	
								123 A Rhode Island			48 56	
								154 A New Mexico			49 56	
								156 A Bucknell			56 72	
								159 H Harvard			63 62	
								161 N Stephen F. Austin			62 57	
								183 H Massachusetts			57 78	
								188 H Holy Cross			48 71	
								193 H New Hampshire			55 67	
								207 A Lafayette			60 67	
								207 H Lafayette			56 49	
								212 A Navy			40 48	
								212 H Navy			55 61	
								252 H Loyola Maryland			53 63	
								276 H Colgate			58 53	
								280 A Northeastern			74 75	
								317 H Vermont			66 61	
LAST 12 Division I GAMES:												
207 H Lafayette			56 49	252 H Loyola Maryland			53 63					
212 A Navy			40 48	276 H Colgate			58 53					
100 H Lehigh			71 78	207 A Lafayette			60 67					
108 H Army			40 65	212 H Navy			55 61					
156 A Bucknell			56 72	100 A Lehigh			64 85					
96 A American			45 75	188 H Holy Cross			48 71					

Non-Div I Games:

Boston U.

■ Loss, 
 ■ Non-Conf, 
 ■ S Site, 
 ■ H Home 
 ■ A Away 
 N Neutral

## Bowling Green

Through Games Of Feb. 8, 2015

Average RPI Win:	278	WON-LOST	WINNING	LAST 10	STRENGTH OF	OPP. STRENGTH	TEAM	ADJ.	CONF.	ADJ CONF.
Average RPI Loss:	173	RECORD	PCT. RANK	GAMES	SCHEDULE	OF SCHEDULE	RPI	RPI	RPI	RPI
DIV. I ONLY	9- 13	229	2- 8	345	192	285	285	15	15	
DIV. I NON-CONF.	7- 4	107	0- 1	349	202	270	270	17	17	
TOTALS	RPI 1-25	RPI 26-50	W-L RECORDS	RPI 51-100	RPI 101-150	RPI 150+				
9- 13	0- 0	0- 0	OVERALL	0- 3	0- 4	9- 6				
4- 4	0- 0	0- 0	HOME	0- 0	0- 3	4- 1				
4- 8	0- 0	0- 0	AWAY	0- 2	0- 1	4- 5				
1- 1	0- 0	0- 0	NEUTRAL	0- 1	0- 0	1- 0				
7- 4	0- 0	0- 0	NON-CONFERENCE	0- 1	0- 0	7- 3				
2- 1	0- 0	0- 0	HOME	0- 0	0- 0	2- 1				
4- 2	0- 0	0- 0	AWAY	0- 0	0- 0	4- 2				
1- 1	0- 0	0- 0	NEUTRAL	0- 1	0- 0	1- 0				
2- 9	0- 0	0- 0	CONFERENCE	0- 2	0- 4	2- 3				
2- 3	0- 0	0- 0	HOME	0- 0	0- 3	2- 0				
0- 6	0- 0	0- 0	AWAY	0- 2	0- 1	0- 3				
0- 0	0- 0	0- 0	NEUTRAL	0- 0	0- 0	0- 0				

RPI 1-25			RPI 26-50			RPI 51-100			RPI 101+ Team's RPI: 285		
RPI	S	Opponent	Score	RPI	S	Opponent	Score	RPI	S	Opponent	Score
						78 A Western Mich.	52 82	109 H Central Mich.		54 57	
						79 A Akron	59 67	140 A Buffalo		45 66	
						91 N Hampton	53 64	142 H Toledo		48 64	
								148 H Ball St.		50 62	
								156 H Bucknell		52 53	
								175 A Eastern Mich.		52 64	
								205 H Iona		80 59	
								224 A Northern Ill.		50 67	
								224 H Northern Ill.		65 59	
								258 H Cincinnati		66 55	
								271 A Milwaukee		60 50	
								281 A Loyola Marymount		48 51	
								282 N UC Irvine		62 54	
								293 A Kent St.		48 55	
								310 A Illinois St.		58 54	
								311 A Bradley		61 47	
								316 H Miami (OH)		66 53	
								322 A Saint Francis (PA)		76 62	
								328 A FIU		55 68	
LAST 12 Division I GAMES:											
140 A		Buffalo	45 66	175 A		Eastern Mich.	52 64				
109 H		Central Mich.	54 57	224 H		Northern Ill.	65 59				
142 H		Toledo	48 64	293 A		Kent St.	48 55				
224 A		Northern Ill.	50 67	79 A		Akron	59 67				
316 H		Miami (OH)	66 53	148 H		Ball St.	50 62				
78 A		Western Mich.	52 82	328 A		FIU	55 68				

Non-Div I Games:

Bowling Green

■ Loss, 
 ■ Non-Conf, 
 ■ S Site, 
 ■ H Home 
 ■ A Away 
 N Neutral

Average RPI Win:	239	WON-LOST	WINNING	LAST 10	STRENGTH OF	OPP. STRENGTH	TEAM	ADJ.	CONF.	ADJ CONF.
Average RPI Loss:	177	RECORD	PCT. RANK	GAMES	SCHEDULE	OF SCHEDULE	RPI	RPI	RPI	RPI
DIV. I ONLY	4- 18	315	3- 7	214	270	311	311	18	18	
DIV. I NON-CONF.	1- 10	330	0- 1	237	322	340	340	15	15	
TOTALS	RPI 1-25	RPI 26-50	W-L RECORDS	RPI 51-100	RPI 101-150	RPI 150+				
4- 18	0- 1	0- 1	OVERALL	0- 2	1- 4	3- 10				
2- 10	0- 0	0- 1	HOME	0- 1	1- 2	1- 6				
2- 8	0- 1	0- 0	AWAY	0- 1	0- 2	2- 4				
0- 0	0- 0	0- 0	NEUTRAL	0- 0	0- 0	0- 0				
1- 10	0- 1	0- 0	NON-CONFERENCE	0- 1	1- 0	0- 8				
1- 5	0- 0	0- 0	HOME	0- 0	1- 0	0- 5				
0- 5	0- 1	0- 0	AWAY	0- 1	0- 0	0- 3				
0- 0	0- 0	0- 0	NEUTRAL	0- 0	0- 0	0- 0				
3- 8	0- 0	0- 1	CONFERENCE	0- 1	0- 4	3- 2				
1- 5	0- 0	0- 1	HOME	0- 1	0- 2	1- 1				
2- 3	0- 0	0- 0	AWAY	0- 0	0- 2	2- 1				
0- 0	0- 0	0- 0	NEUTRAL	0- 0	0- 0	0- 0				

RPI 1-25			RPI 26-50			RPI 51-100			RPI 101+			Team's RPI: 311
RPI	S	Opponent	Score	RPI	S	Opponent	Score	RPI	S	Opponent	Score	Score
22	A	Oklahoma	55 104	48	H	Wichita St.	45 61	57	A	DePaul	77 101	113 H UNI 51 70
								74	H	Drake	47 80	116 H Missouri 76 64
												133 A Indiana St. 50 64
												133 H Indiana St. 55 65
												135 A Southern Ill. 59 76
												176 A Ill.-Chicago 43 71
												185 H Missouri St. 64 78
												201 A Stony Brook 63 79
												224 H Northern Ill. 54 67
												230 H Western Ill. 63 75
												237 A Evansville 46 86
												237 H Evansville 56 50
												285 H Bowling Green 47 61
												291 A Columbia 74 81
												294 A Loyola Chicago 46 45
												305 H Southeast Mo. St. 65 70
												310 A Illinois St. 58 55
												339 H Chicago St. 59 62
LAST 12 Division I GAMES:												
237	H	Evansville	56 50	48	H	Wichita St.	45 61					
133	H	Indiana St.	55 65	237	A	Evansville	46 86					
135	A	Southern Ill.	59 76	133	A	Indiana St.	50 64					
310	A	Illinois St.	58 55	74	H	Drake	47 80					
294	A	Loyola Chicago	46 45	113	H	UNI	51 70					
185	H	Missouri St.	64 78	224	H	Northern Ill.	54 67					

Non-Div I Games:

Bradley

■ Loss, 
 ■ Non-Conf, S Site, 
 ■ Home 
 ■ Away 
 N Neutral

Average RPI Win:	264	WON-LOST	WINNING	LAST 10	STRENGTH OF	OPP. STRENGTH	TEAM	ADJ.	CONF.	ADJ CONF.
Average RPI Loss:	129	RECORD	PCT. RANK	GAMES	SCHEDULE	OF SCHEDULE	RPI	RPI	RPI	RPI
DIV. I ONLY	9- 11	203	0- 2	251	228	229	229	9	9	
DIV. I NON-CONF.	6- 8	197	0- 2	283	291	253	253	11	11	
TOTALS	RPI 1-25	RPI 26-50	W-L RECORDS	RPI 51-100	RPI 101-150	RPI 150+				
9- 11	0- 0	0- 0	OVERALL	0- 3	0- 6	9- 2				
4- 4	0- 0	0- 0	HOME	0- 1	0- 3	4- 0				
4- 5	0- 0	0- 0	AWAY	0- 1	0- 2	4- 2				
1- 2	0- 0	0- 0	NEUTRAL	0- 1	0- 1	1- 0				
6- 8	0- 0	0- 0	NON-CONFERENCE	0- 2	0- 4	6- 2				
3- 2	0- 0	0- 0	HOME	0- 0	0- 2	3- 0				
2- 4	0- 0	0- 0	AWAY	0- 1	0- 1	2- 2				
1- 2	0- 0	0- 0	NEUTRAL	0- 1	0- 1	1- 0				
3- 3	0- 0	0- 0	CONFERENCE	0- 1	0- 2	3- 0				
1- 2	0- 0	0- 0	HOME	0- 1	0- 1	1- 0				
2- 1	0- 0	0- 0	AWAY	0- 0	0- 1	2- 0				
0- 0	0- 0	0- 0	NEUTRAL	0- 0	0- 0	0- 0				

RPI S	Opponent	Score	RPI S	Opponent	Score	RPI S	Opponent	Score	RPI S	Opponent	Score	Team's RPI: 229
						82 A	Maine	53 58	103 A	Yale	49 66	
						88 H	Cornell	52 65	103 H	Yale	69 79	
						98 N	UC Riverside	65 79	106 N	Boston College	80 90	
									123 A	Rhode Island	61 65	
									141 H	St. Bonaventure	56 58	
									144 H	Bryant	60 67	
									159 A	Harvard	83 80	
									174 A	Dartmouth	50 47	
									191 H	Sacred Heart	66 56	
									193 A	New Hampshire	57 60	
									233 A	Providence	69 78	
									283 A	Morgan St.	59 52	
									291 H	Columbia	85 76	
									295 H	NJIT	67 39	
									317 A	Vermont	81 76	
									324 H	Fairleigh Dickinson	79 74	
									341 N	Howard	80 68	
LAST 12 Division I GAMES:												
			141 H	St. Bonaventure	56 58		103 H	Yale	69 79			
			106 N	Boston College	80 90		295 H	NJIT	67 39			
			174 A	Dartmouth	50 47		103 A	Yale	49 66			
			159 A	Harvard	83 80		283 A	Morgan St.	59 52			
			291 H	Columbia	85 76		341 N	Howard	80 68			
			88 H	Cornell	52 65		98 N	UC Riverside	65 79			

Non-Div I Games:

Brown

■ Loss, 
 ■ Non-Conf, 
 S Site, 
 ■ Home 
 ■ Away 
 N Neutral



Average RPI Win: <b>260</b>	WON-LOST	WINNING	LAST 10	STRENGTH OF	OPP. STRENGTH	TEAM	ADJ.	CONF.	ADJ CONF.
Average RPI Loss: <b>155</b>	RECORD	PCT. RANK	GAMES	SCHEDULE	OF SCHEDULE	RPI	RPI	RPI	RPI
DIV. I ONLY	15- 7	68	7- 3	322	261	144	144	27	27
DIV. I NON-CONF.	7- 4	107	1- 0	245	192	133	133	27	27
TOTALS	RPI 1-25	RPI 26-50	W-L RECORDS	RPI 51-100	RPI 101-150	RPI 150+			
15- 7	0- 0	0- 0	OVERALL	1- 1	0- 3	14- 3			
9- 1	0- 0	0- 0	HOME	1- 0	0- 1	8- 0			
6- 6	0- 0	0- 0	AWAY	0- 1	0- 2	6- 3			
0- 0	0- 0	0- 0	NEUTRAL	0- 0	0- 0	0- 0			
7- 4	0- 0	0- 0	NON-CONFERENCE	1- 1	0- 2	6- 1			
4- 1	0- 0	0- 0	HOME	1- 0	0- 1	3- 0			
3- 3	0- 0	0- 0	AWAY	0- 1	0- 1	3- 1			
0- 0	0- 0	0- 0	NEUTRAL	0- 0	0- 0	0- 0			
8- 3	0- 0	0- 0	CONFERENCE	0- 0	0- 1	8- 2			
5- 0	0- 0	0- 0	HOME	0- 0	0- 0	5- 0			
3- 3	0- 0	0- 0	AWAY	0- 0	0- 1	3- 2			
0- 0	0- 0	0- 0	NEUTRAL	0- 0	0- 0	0- 0			

RPI 1-25				RPI 26-50				RPI 51-100				RPI 101+				Team's RPI: 144	
RPI	S	Opponent	Score	RPI	S	Opponent	Score	RPI	S	Opponent	Score	RPI	S	Opponent	Score		
								82	H	Maine	65 52	106	A	Boston College	79 90		
								88	A	Cornell	64 66	123	H	Rhode Island	56 60		
												136	A	Central Conn. St.	59 70		
												188	H	Holy Cross	74 68		
												191	A	Sacred Heart	67 70		
												191	H	Sacred Heart	71 67		
												193	A	New Hampshire	57 54		
												199	A	Robert Morris	84 87		
												229	A	Brown	67 60		
												233	H	Providence	90 80		
												240	A	UMass Lowell	85 86		
												256	H	Canisius	71 68		
												301	A	LIU Brooklyn	79 66		
												301	H	LIU Brooklyn	88 85		
												309	A	St. Francis Brooklyn	65 53		
												317	A	Vermont	72 55		
												322	A	Saint Francis (PA)	73 71		
												322	H	Saint Francis (PA)	87 83		
												324	H	Fairleigh Dickinson	82 77		
												325	H	Wagner	84 48		
LAST 12 Division I GAMES:																	
				191	A	Sacred Heart	67 70					136	A	Central Conn. St.	59 70		
				322	A	Saint Francis (PA)	73 71					322	H	Saint Francis (PA)	87 83		
				199	A	Robert Morris	84 87					324	H	Fairleigh Dickinson	82 77		
				301	H	LIU Brooklyn	88 85					309	A	St. Francis Brooklyn	65 53		
				191	H	Sacred Heart	71 67					301	A	LIU Brooklyn	79 66		
				325	H	Wagner	84 48					193	A	New Hampshire	57 54		

Non-Div I Games:

Bryant

Team				Through Games of Feb. 9, 1919						
Average RPI Win:	246	WON-LOST	WINNING	LAST 10	STRENGTH OF	OPP. STRENGTH	TEAM	ADJ.	CONF.	ADJ CONF.
Average RPI Loss:	141	RECORD	PCT. RANK	GAMES	SCHEDULE	OF SCHEDULE	RPI	RPI	RPI	RPI
DIV. I ONLY	14- 9	105	5- 5	278	252	156	156	19	19	
DIV. I NON-CONF.	8- 3	71	0- 0	274	312	92	92	21	21	
-----										
TOTALS	RPI 1-25	RPI 26-50		W-L RECORDS		RPI 51-100	RPI 101-150	RPI 150+		
14- 9	0- 0	0- 1		OVERALL		1- 3	1- 1	12- 4		
8- 2	0- 0	0- 0		HOME		1- 1	1- 0	6- 1		
6- 7	0- 0	0- 0		AWAY		0- 0	0- 0	6- 1		
0- 0	0- 0	0- 0		NEUTRAL		0- 0	0- 0	0- 0		
8- 3	0- 0	0- 1		NON-CONFERENCE		1- 1	1- 0	6- 1		
4- 0	0- 0	0- 0		HOME		1- 0	1- 0	2- 0		
4- 3	0- 0	0- 1		AWAY		0- 1	0- 0	4- 1		
0- 0	0- 0	0- 0		NEUTRAL		0- 0	0- 0	0- 0		
6- 6	0- 0	0- 0		CONFERENCE		0- 2	0- 1	6- 3		
4- 2	0- 0	0- 0		HOME		0- 1	0- 0	4- 1		
2- 4	0- 0	0- 0		AWAY		0- 1	0- 1	2- 2		
0- 0	0- 0	0- 0		NEUTRAL		0- 0	0- 0	0- 0		

RPI 1-25				RPI 26-50				RPI 51-100				RPI 101+				Team's RPI: 156	
RPI	S	Opponent	Score	RPI	S	Opponent	Score	RPI	S	Opponent	Score	RPI	S	Opponent	Score		
				45	A	Michigan	61 68	65	A	Youngstown St.	54 69	103	H	Yale	73 66		
								88	H	Cornell	59 51	108	A	Army	45 67		
								96	H	American	55 60	188	A	Holy Cross	61 69		
								100	A	Lehigh	61 76	188	H	Holy Cross	52 53		
												200	A	Delaware	56 58		
												207	A	Lafayette	77 71		
												207	H	Lafayette	51 37		
												212	A	Navy	44 42		
												252	H	Loyola Maryland	66 49		
												276	A	Colgate	41 54		
												276	H	Colgate	77 75		
												283	H	Morgan St.	79 50		
												285	A	Bowling Green	53 52		
												287	H	UMBC	85 41		
												296	H	Boston U.	72 56		
												304	A	Mt. St. Mary's	74 49		
												323	A	Binghamton	68 57		
												324	A	Fairleigh Dickinson	61 60		
LAST 12 Division I GAMES:																	
				188	A	Holy Cross	61 69	108	A	Army	45 67						
				207	H	Lafayette	51 37	212	A	Navy	44 42						
				276	A	Colgate	41 54	188	H	Holy Cross	52 53						
				100	A	Lehigh	61 76	207	A	Lafayette	77 71						
				296	H	Boston U.	72 56	276	H	Colgate	77 75						
				252	H	Loyola Maryland	66 49	96	H	American	55 60						

Non-Div I Games:

Bucknell

Loss, Non-Conf, S Site, H Home A Away N Neutral

Average RPI Win:	229	WON-LOST	WINNING	LAST 10	STRENGTH OF	OPP. STRENGTH	TEAM	ADJ.	CONF.	ADJ CONF.
Average RPI Loss:	128	RECORD	PCT. RANK	GAMES	SCHEDULE	OF SCHEDULE	RPI	RPI	RPI	RPI
DIV. I ONLY	13- 8	100	6- 4	240	190	140	140	15	15	
DIV. I NON-CONF.	7- 4	107	1- 1	320	198	172	172	17	17	
TOTALS	RPI 1-25	RPI 26-50	W-L RECORDS	RPI 51-100	RPI 101-150	RPI 150+				
13- 8	0- 1	0- 0	OVERALL	1- 2	3- 2	9- 3				
6- 3	0- 0	0- 0	HOME	0- 2	3- 0	3- 1				
6- 4	0- 1	0- 0	AWAY	1- 0	0- 2	5- 1				
1- 1	0- 0	0- 0	NEUTRAL	0- 0	0- 0	1- 1				
7- 4	0- 1	0- 0	NON-CONFERENCE	1- 0	1- 0	5- 3				
2- 1	0- 0	0- 0	HOME	0- 0	1- 0	1- 1				
4- 2	0- 1	0- 0	AWAY	1- 0	0- 0	3- 1				
1- 1	0- 0	0- 0	NEUTRAL	0- 0	0- 0	1- 1				
6- 4	0- 0	0- 0	CONFERENCE	0- 2	2- 2	4- 0				
4- 2	0- 0	0- 0	HOME	0- 2	2- 0	2- 0				
2- 2	0- 0	0- 0	AWAY	0- 0	0- 2	2- 0				
0- 0	0- 0	0- 0	NEUTRAL	0- 0	0- 0	0- 0				

RPI S	Opponent	Score	RPI S	Opponent	Score	RPI S	Opponent	Score	RPI S	Opponent	Score	Team's RPI: 140
13	A Duke	54 88				52	H Ohio	50 61	109	A Central Mich.	58 66	
						78	H Western Mich.	59 62	141	H St. Bonaventure	51 44	
						88	A Cornell	65 58	142	A Toledo	63 75	
									142	H Toledo	68 61	
									148	H Ball St.	53 43	
									158	N Tulsa	77 87	
									168	H Siena	50 58	
									175	A Eastern Mich.	75 53	
									224	H Northern Ill.	47 43	
									247	H Niagara	73 64	
									256	A Canisius	72 55	
									285	H Bowling Green	66 45	
									301	A LIU Brooklyn	73 79	
									310	N Illinois St.	68 60	
									316	A Miami (OH)	71 51	
									319	A Manhattan	68 58	
									322	A Saint Francis (PA)	88 80	
LAST 12 Division I GAMES:												
285	H Bowling Green	66 45	78	H Western Mich.	59 62							
142	H Toledo	68 61	316	A Miami (OH)	71 51							
175	A Eastern Mich.	75 53	109	A Central Mich.	58 66							
224	H Northern Ill.	47 43	52	H Ohio	50 61							
142	A Toledo	63 75	256	A Canisius	72 55							
148	H Ball St.	53 43	301	A LIU Brooklyn	73 79							

Non-Div I Games:

Buffalo

Average RPI Win:	180	WON-LOST	WINNING	LAST 10	STRENGTH OF	OPP. STRENGTH	TEAM	ADJ.	CONF.	ADJ CONF.
Average RPI Loss:	97	RECORD	PCT. RANK	GAMES	SCHEDULE	OF SCHEDULE	RPI	RPI	RPI	RPI
DIV. I ONLY	11- 12	182	7- 3	87	80	125	125	10	10	
DIV. I NON-CONF.	3- 7	250	0- 0	47	107	181	181	9	9	
TOTALS	RPI 1-25	RPI 26-50	W-L RECORDS	RPI 51-100	RPI 101-150	RPI 150+				
11- 12	0- 2	0- 2	OVERALL	3- 4	2- 1	6- 3				
6- 4	0- 1	0- 0	HOME	2- 1	2- 1	2- 1				
5- 6	0- 0	0- 2	AWAY	1- 2	0- 0	4- 2				
0- 2	0- 1	0- 0	NEUTRAL	0- 1	0- 0	0- 0				
3- 7	0- 2	0- 1	NON-CONFERENCE	0- 1	2- 1	1- 2				
2- 2	0- 1	0- 0	HOME	0- 0	2- 1	0- 0				
1- 3	0- 0	0- 1	AWAY	0- 0	0- 0	1- 2				
0- 2	0- 1	0- 0	NEUTRAL	0- 1	0- 0	0- 0				
8- 5	0- 0	0- 1	CONFERENCE	3- 3	0- 0	5- 1				
4- 2	0- 0	0- 0	HOME	2- 1	0- 0	2- 1				
4- 3	0- 0	0- 1	AWAY	1- 2	0- 0	3- 0				
0- 0	0- 0	0- 0	NEUTRAL	0- 0	0- 0	0- 0				

RPI 1-25				RPI 26-50				RPI 51-100				RPI 101+ Team's RPI: 125			
RPI	S	Opponent	Score	RPI	S	Opponent	Score	RPI	S	Opponent	Score	RPI	S	Opponent	Score
9	N	Oregon St.	53 85	38	A	Minnesota	86 88	57	A	DePaul	76 92	104	H	Wright St.	57 49
23	H	Chattanooga	47 76	43	A	Seton Hall	65 70	57	H	DePaul	65 83	133	H	Indiana St.	51 66
								60	A	Creighton	55 62	148	H	Ball St.	48 41
								60	H	Creighton	63 58	162	A	Fairfield	77 81
								66	N	BYU	62 81	173	A	Xavier	58 54
								83	A	St. John's (NY)	55 50	233	A	Providence	67 59
								87	H	Villanova	72 58	233	H	Providence	66 61
												255	A	Valparaiso	57 91
												266	A	Marquette	76 67
												266	H	Marquette	74 77
												278	H	Georgetown	63 58
												310	A	Illinois St.	72 60
LAST 12 Division I GAMES:															
266	H	Marquette	74 77	87	H	Villanova	72 58								
57	H	DePaul	65 83	266	A	Marquette	76 67								
60	A	Creighton	55 62	83	A	St. John's (NY)	55 50								
233	A	Providence	67 59	60	H	Creighton	63 58								
173	A	Xavier	58 54	233	H	Providence	66 61								
278	H	Georgetown	63 58	43	A	Seton Hall	65 70								

Non-Div I Games: BYU-Hawaii 71 50

Butler

■ Loss, 
 ■ Non-Conf, 
 ■ S Site, 
 ■ H Home 
 ■ A Away 
 N Neutral

RPI 1-25				RPI 26-50				RPI 51-100				RPI 101+ Team's RPI: 111			
RPI	S	Opponent	Score	RPI	S	Opponent	Score	RPI	S	Opponent	Score	RPI	S	Opponent	Score
19	N	FGCU	64 73					58	A	St. Mary's (CA)	63 73	101	A	Hawaii	49 64
								66	A	BYU	63 54	101	H	Hawaii	53 46
								71	A	Long Beach St.	67 52	117	A	Saint Joseph's	54 61
								93	A	Southern California	74 85	121	A	UC Davis	67 73
								98	H	UC Riverside	56 68	121	H	UC Davis	49 60
												130	H	Sacramento St.	81 66
												157	A	Cal Poly	54 63
												187	H	Cal St. Fullerton	82 51
												196	H	Pepperdine	74 48
												204	A	San Diego St.	65 54
												208	H	Idaho	67 50
												209	H	Montana St.	78 66
												214	H	Texas Southern	63 50
												274	H	Portland	45 41
												282	A	UC Irvine	72 63
												284	A	Northern Ariz.	77 71
												314	A	Seattle	86 63
												342	H	UC Santa Barbara	84 48
LAST 12 Division I GAMES:															
				187	H	Cal St. Fullerton	82 51	157	A	Cal Poly	54 63				
				121	A	UC Davis	67 73	342	H	UC Santa Barbara	84 48				
				101	A	Hawaii	49 64	101	H	Hawaii	53 46				
				98	H	UC Riverside	56 68	121	H	UC Davis	49 60				
				71	A	Long Beach St.	67 52	314	A	Seattle	86 63				
				282	A	UC Irvine	72 63	117	A	Saint Joseph's	54 61				

CSUN

Page 37

Average RPI Loss: 111

Average RPI Win:	210	WON-LOST	WINNING	LAST 10	STRENGTH OF	OPP. STRENGTH	TEAM	ADJ.	CONF.	ADJ CONF.
Average RPI Loss:	111	RECORD	PCT. RANK	GAMES	SCHEDULE	OF SCHEDULE	RPI	RPI	RPI	RPI
DIV. I ONLY	11- 10	159	7- 3	163	149	157	157	14	14	
DIV. I NON-CONF.	5- 7	204	1- 2	178	189	209	209	14	14	
<hr/>										
TOTALS	RPI 1-25	RPI 26-50	W-L RECORDS	RPI 51-100	RPI 101-150	RPI 150+				
11- 10	0- 0	0- 1	OVERALL	0- 4	4- 1	7- 4				
7- 4	0- 0	0- 0	HOME	0- 2	4- 0	3- 2				
4- 6	0- 0	0- 1	AWAY	0- 2	0- 1	4- 2				
0- 0	0- 0	0- 0	NEUTRAL	0- 0	0- 0	0- 0				
5- 7	0- 0	0- 1	NON-CONFERENCE	0- 2	1- 0	4- 4				
3- 3	0- 0	0- 0	HOME	0- 1	1- 0	2- 2				
2- 4	0- 0	0- 1	AWAY	0- 1	0- 0	2- 2				
0- 0	0- 0	0- 0	NEUTRAL	0- 0	0- 0	0- 0				
6- 3	0- 0	0- 0	CONFERENCE	0- 2	3- 1	3- 0				
4- 1	0- 0	0- 0	HOME	0- 1	3- 0	1- 0				
2- 2	0- 0	0- 0	AWAY	0- 1	0- 1	2- 0				
0- 0	0- 0	0- 0	NEUTRAL	0- 0	0- 0	0- 0				

RPI 1-25				RPI 26-50				RPI 51-100				RPI 101+ Team's RPI: 157			
RPI	S	Opponent	Score	RPI	S	Opponent	Score	RPI	S	Opponent	Score	RPI	S	Opponent	Score
				33	A	Fresno St.	56 67	58	H	St. Mary's (CA)	64 65	101	A	Hawaii	64 79
								71	H	Long Beach St.	74 85	101	H	Hawaii	70 65
								73	A	Colorado St.	63 65	111	H	CSUN	63 54
								98	A	UC Riverside	78 82	121	H	UC Davis	72 64
												147	H	Bakersfield	71 66
												153	A	New Mexico St.	65 79
												154	A	New Mexico	68 84
												174	H	Dartmouth	61 74
												187	A	Cal St. Fullerton	57 48
												196	H	Pepperdine	69 76
												202	A	Santa Clara	79 73
												267	H	A&M-Corpus Christi	63 48
												274	H	Portland	76 67
												281	A	Loyola Marymount	87 79
												282	H	UC Irvine	74 58
												342	A	UC Santa Barbara	56 41
LAST 12 Division I GAMES:															
				101	A	Hawaii	64 79	71	H	Long Beach St.	74 85				
				282	H	UC Irvine	74 58	342	A	UC Santa Barbara	56 41				
				121	H	UC Davis	72 64	101	H	Hawaii	70 65				
				98	A	UC Riverside	78 82	147	H	Bakersfield	71 66				
				187	A	Cal St. Fullerton	57 48	73	A	Colorado St.	63 65				
				111	H	CSUN	63 54	154	A	New Mexico	68 84				

Non-Div I Games:

Cal Poly

Loss, Non-Conf, S Site, H Home A Away N Neutral

Average RPI Win:	260	WON-LOST	WINNING	LAST 10	STRENGTH OF	OPP. STRENGTH	TEAM	ADJ.	CONF.	ADJ CONF.
Average RPI Loss:	107	RECORD	PCT. RANK	GAMES	SCHEDULE	OF SCHEDULE	RPI	RPI	RPI	RPI
DIV. I ONLY	9- 12	218	5- 5	148	227	187	187	14	14	
DIV. I NON-CONF.	6- 7	174	3- 1	139	289	168	168	14	14	
TOTALS	RPI 1-25	RPI 26-50	W-L RECORDS	RPI 51-100	RPI 101-150	RPI 150+				
9- 12	0- 0	0- 1	OVERALL	1- 6	0- 2	8- 3				
4- 4	0- 0	0- 0	HOME	1- 2	0- 0	3- 2				
5- 7	0- 0	0- 1	AWAY	0- 4	0- 2	5- 0				
0- 1	0- 0	0- 0	NEUTRAL	0- 0	0- 0	0- 1				
6- 7	0- 0	0- 1	NON-CONFERENCE	0- 4	0- 0	6- 2				
2- 3	0- 0	0- 0	HOME	0- 2	0- 0	2- 1				
4- 3	0- 0	0- 1	AWAY	0- 2	0- 0	4- 0				
0- 1	0- 0	0- 0	NEUTRAL	0- 0	0- 0	0- 1				
3- 5	0- 0	0- 0	CONFERENCE	1- 2	0- 2	2- 1				
2- 1	0- 0	0- 0	HOME	1- 0	0- 0	1- 1				
1- 4	0- 0	0- 0	AWAY	0- 2	0- 2	1- 0				
0- 0	0- 0	0- 0	NEUTRAL	0- 0	0- 0	0- 0				

RPI 1-25				RPI 26-50				RPI 51-100				RPI 101+				Team's RPI: 187	
RPI	S	Opponent	Score	RPI	S	Opponent	Score	RPI	S	Opponent	Score	RPI	S	Opponent	Score		
				33	A	Fresno St.	52 57	71	A	Long Beach St.	70 74	111	A	CSUN	51 82		
								72	A	South Dakota	50 86	121	A	UC Davis	59 64		
								76	H	Albany (NY)	49 71	153	A	New Mexico St.	66 51		
								77	A	San Diego	54 60	157	H	Cal Poly	48 57		
								87	H	Villanova	43 50	175	N	Eastern Mich.	74 78		
								98	A	UC Riverside	69 77	209	H	Montana St.	47 63		
								98	H	UC Riverside	58 49	243	H	North Dakota St.	86 79		
												250	A	Weber St.	70 68		
												282	A	UC Irvine	62 51		
												312	A	Denver	78 61		
												314	A	Seattle	66 59		
												342	H	UC Santa Barbara	54 50		
												343	H	UMKC	72 52		
LAST 12 Division I GAMES:																	
				111	A	CSUN	51 82	282	A	UC Irvine	62 51						
				98	A	UC Riverside	69 77	98	H	UC Riverside	58 49						
				71	A	Long Beach St.	70 74	314	A	Seattle	66 59						
				342	H	UC Santa Barbara	54 50	343	H	UMKC	72 52						
				157	H	Cal Poly	48 57	76	H	Albany (NY)	49 71						
				121	A	UC Davis	59 64	243	H	North Dakota St.	86 79						

Non-Div I Games:

Cal St. Fullerton

■ Loss, 
 ■ Non-Conf, 
 ■ S Site, 
 ■ Home 
 ■ A Away 
 N Neutral

## California

Through Games Of Feb. 8, 2015

Average RPI Win:	117	WON-LOST	WINNING	LAST 10	STRENGTH OF	OPP. STRENGTH	TEAM	ADJ.	CONF.	ADJ CONF.
Average RPI Loss:	35	RECORD	PCT. RANK	GAMES	SCHEDULE	OF SCHEDULE	RPI	RPI	RPI	RPI
DIV. I ONLY	18- 5	31	4- 0	25	10	17	17	5	5	
DIV. I NON-CONF.	8- 3	71	1- 0	26	45	30	30	3	3	
TOTALS	RPI 1-25	RPI 26-50	W-L RECORDS	RPI 51-100	RPI 101-150	RPI 150+				
18- 5	2- 3	0- 0	OVERALL	6- 2	5- 0	5- 0				
10- 2	1- 2	0- 0	HOME	2- 0	3- 0	4- 0				
7- 3	1- 1	0- 0	AWAY	4- 2	1- 0	1- 0				
1- 0	0- 0	0- 0	NEUTRAL	0- 0	1- 0	0- 0				
8- 3	0- 1	0- 0	NON-CONFERENCE	2- 2	4- 0	2- 0				
5- 1	0- 1	0- 0	HOME	1- 0	2- 0	2- 0				
2- 2	0- 0	0- 0	AWAY	1- 2	1- 0	0- 0				
1- 0	0- 0	0- 0	NEUTRAL	0- 0	1- 0	0- 0				
10- 2	2- 2	0- 0	CONFERENCE	4- 0	1- 0	3- 0				
5- 1	1- 1	0- 0	HOME	1- 0	1- 0	2- 0				
5- 1	1- 1	0- 0	AWAY	3- 0	0- 0	1- 0				
0- 0	0- 0	0- 0	NEUTRAL	0- 0	0- 0	0- 0				

RPI	S	Opponent	Score	RPI	S	Opponent	Score	RPI	S	Opponent	Score	RPI	S	Opponent	Score
7	H	Louisville	57 70					55	A	Pacific	84 64	101	A	Hawaii	79 72
11	A	Arizona St.	50 49					59	A	Washington St.	70 62	116	N	Missouri	82 70
11	H	Arizona St.	52 67					59	H	Washington St.	57 54	124	H	Colorado	75 59
16	A	Washington	77 79					60	H	Creighton	94 69	130	H	Sacramento St.	107 94
16	H	Washington	82 58					70	A	Kansas	39 62	134	H	Old Dominion	79 59
								71	A	Long Beach St.	56 58	169	A	Arizona	65 46
								85	A	UCLA	72 57	169	H	Arizona	68 56
								93	A	Southern California	67 53	218	H	San Jose St.	110 87
												239	H	Utah	67 49
												269	H	Nevada	76 54
LAST 12 Division I GAMES:															
60	H	Creighton	94 69	93	A	Southern California	67 53								
11	A	Arizona St.	50 49	169	H	Arizona	68 56								
169	A	Arizona	65 46	11	H	Arizona St.	52 67								
59	H	Washington St.	57 54	16	A	Washington	77 79								
16	H	Washington	82 58	59	A	Washington St.	70 62								
85	A	UCLA	72 57	124	H	Colorado	75 59								

Non-Div I Games:

California

■ Loss, 
 ■ Non-Conf, 
 ■ S Site, 
 ■ H Home 
 ■ A Away 
 N Neutral



Average RPI Win:	296	WON-LOST	WINNING	LAST 10	STRENGTH OF	OPP. STRENGTH	TEAM	ADJ.	CONF.	ADJ CONF.
Average RPI Loss:	196	RECORD	PCT. RANK	GAMES	SCHEDULE	OF SCHEDULE	RPI	RPI	RPI	RPI
DIV. I ONLY	12- 9	134	6- 4	341	343	246	246	28	28	
DIV. I NON-CONF.	3- 4	197	0- 0	324	328	287	287	32	32	
TOTALS	RPI 1-25	RPI 26-50	W-L RECORDS	RPI 51-100	RPI 101-150	RPI 150+				
12- 9	0- 0	0- 0	OVERALL	0- 3	0- 0	12- 6				
9- 1	0- 0	0- 0	HOME	0- 1	0- 0	9- 0				
2- 8	0- 0	0- 0	AWAY	0- 2	0- 0	2- 6				
1- 0	0- 0	0- 0	NEUTRAL	0- 0	0- 0	1- 0				
3- 4	0- 0	0- 0	NON-CONFERENCE	0- 2	0- 0	3- 2				
2- 1	0- 0	0- 0	HOME	0- 1	0- 0	2- 0				
0- 3	0- 0	0- 0	AWAY	0- 1	0- 0	0- 2				
1- 0	0- 0	0- 0	NEUTRAL	0- 0	0- 0	1- 0				
9- 5	0- 0	0- 0	CONFERENCE	0- 1	0- 0	9- 4				
7- 0	0- 0	0- 0	HOME	0- 0	0- 0	7- 0				
2- 5	0- 0	0- 0	AWAY	0- 1	0- 0	2- 4				
0- 0	0- 0	0- 0	NEUTRAL	0- 0	0- 0	0- 0				

RPI 1-25				RPI 26-50				RPI 51-100				RPI 101+				Team's RPI: 246	
RPI	S	Opponent	Score	RPI	S	Opponent	Score	RPI	S	Opponent	Score	RPI	S	Opponent	Score		
								51	A	Stetson	63	76	182	A	High Point	59	79
								88	A	Liberty	40	64	186	H	Radford	65	62
								94	H	Elon	51	77	215	A	Winthrop	59	61
													215	H	Winthrop	62	52
													235	A	Presbyterian	42	51
													235	H	Presbyterian	58	45
													262	N	Bethune-Cookman	66	55
													272	A	UNCW	80	89
													297	H	Gardner-Webb	75	74
													304	H	Mt. St. Mary's	60	42
													313	A	Coastal Caro.	40	50
													315	A	Western Caro.	57	67
													327	H	UNC Asheville	60	55
													332	H	N.C. Central	65	60
													346	A	Longwood	65	58
													346	H	Longwood	68	56
													349	A	Charleston So.	69	65
													349	H	Charleston So.	61	47
LAST 12 Division I GAMES:																	
349	H	Charleston So.	61	47	186	H	Radford	65	62								
215	H	Winthrop	62	52	297	H	Gardner-Webb	75	74								
346	H	Longwood	68	56	327	H	UNC Asheville	60	55								
235	A	Presbyterian	42	51	182	A	High Point	59	79								
88	A	Liberty	40	64	346	A	Longwood	65	58								
313	A	Coastal Caro.	40	50	235	H	Presbyterian	58	45								

Non-Div I Games: Pfeiffer 89 61 Brevard 72 51

Campbell

Loss, Non-Conf, S Site, H Home A Away N Neutral

## Canisius

Through Games Of Feb. 8, 2015

Average RPI Win:	305	WON-LOST	WINNING	LAST 10	STRENGTH OF	OPP. STRENGTH	TEAM	ADJ.	CONF.	ADJ CONF.
Average RPI Loss:	127	RECORD	PCT. RANK	GAMES	SCHEDULE	OF SCHEDULE	RPI	RPI	RPI	RPI
DIV. I ONLY	8- 15	258	3- 7	248	208	256	256	24	24	
DIV. I NON-CONF.	2- 7	290	0- 0	131	137	251	251	23	23	
TOTALS	RPI 1-25	RPI 26-50	W-L RECORDS	RPI 51-100	RPI 101-150	RPI 150+				
8- 15	0- 0	0- 3	OVERALL	0- 2	0- 5	8- 5				
3- 8	0- 0	0- 1	HOME	0- 2	0- 2	3- 3				
5- 7	0- 0	0- 2	AWAY	0- 0	0- 3	5- 2				
0- 0	0- 0	0- 0	NEUTRAL	0- 0	0- 0	0- 0				
2- 7	0- 0	0- 2	NON-CONFERENCE	0- 2	0- 3	2- 0				
1- 3	0- 0	0- 0	HOME	0- 2	0- 1	1- 0				
1- 4	0- 0	0- 2	AWAY	0- 0	0- 2	1- 0				
0- 0	0- 0	0- 0	NEUTRAL	0- 0	0- 0	0- 0				
6- 8	0- 0	0- 1	CONFERENCE	0- 0	0- 2	6- 5				
2- 5	0- 0	0- 1	HOME	0- 0	0- 1	2- 3				
4- 3	0- 0	0- 0	AWAY	0- 0	0- 1	4- 2				
0- 0	0- 0	0- 0	NEUTRAL	0- 0	0- 0	0- 0				

RPI S	Opponent	Score	RPI S	Opponent	Score	RPI S	Opponent	Score	RPI S	Opponent	Score	Team's RPI: 256
26	A Syracuse	37 70	65	H Youngstown St.	48 80	107	A Marist	64 74				
34	H Quinnipiac	66 86	76	H Albany (NY)	59 64	107	H Marist	49 63				
45	A Michigan	43 79				140	H Buffalo	55 72				
						141	A St. Bonaventure	46 62				
						144	A Bryant	68 71				
						162	H Fairfield	54 63				
						168	H Siena	70 71				
						205	A Iona	75 85				
						205	H Iona	62 80				
						241	A Monmouth	75 58				
						247	A Niagara	66 55				
						275	A Rider	51 52				
						319	A Manhattan	56 45				
						319	H Manhattan	55 44				
						322	A Saint Francis (PA)	87 74				
						323	H Binghamton	91 75				
						333	A Saint Peter's	57 45				
						333	H Saint Peter's	75 50				
LAST 12 Division I GAMES:												
107	H Marist	49 63	333	A Saint Peter's	57 45							
162	H Fairfield	54 63	107	A Marist	64 74							
275	A Rider	51 52	168	H Siena	70 71							
241	A Monmouth	75 58	34	H Quinnipiac	66 86							
205	H Iona	62 80	205	A Iona	75 85							
247	A Niagara	66 55	319	A Manhattan	56 45							

Non-Div I Games:

Canisius

■ Loss, 
 ■ Non-Conf, 
 ■ S Site, 
 ■ H Home 
 ■ A Away 
 N Neutral

## Central Ark.

Through Games Of Feb. 8, 2015

Average RPI Win:	291	WON-LOST	WINNING	LAST 10	STRENGTH OF	OPP. STRENGTH	TEAM	ADJ.	CONF.	ADJ CONF.
Average RPI Loss:	192	RECORD	PCT. RANK	GAMES	SCHEDULE	OF SCHEDULE	RPI	RPI	RPI	RPI
DIV. I ONLY	9- 9	169	6- 4	318	338	253	253	29	29	
DIV. I NON-CONF.	3- 5	214	1- 0	248	342	262	262	28	28	
TOTALS	RPI 1-25	RPI 26-50	W-L RECORDS	RPI 51-100	RPI 101-150	RPI 150+				
9- 9	0- 0	0- 1	OVERALL	0- 1	0- 0	9- 7				
4- 4	0- 0	0- 0	HOME	0- 0	0- 0	4- 4				
4- 4	0- 0	0- 1	AWAY	0- 1	0- 0	4- 2				
1- 1	0- 0	0- 0	NEUTRAL	0- 0	0- 0	1- 1				
3- 5	0- 0	0- 1	NON-CONFERENCE	0- 1	0- 0	3- 3				
1- 2	0- 0	0- 0	HOME	0- 0	0- 0	1- 2				
1- 2	0- 0	0- 1	AWAY	0- 1	0- 0	1- 0				
1- 1	0- 0	0- 0	NEUTRAL	0- 0	0- 0	1- 1				
6- 4	0- 0	0- 0	CONFERENCE	0- 0	0- 0	6- 4				
3- 2	0- 0	0- 0	HOME	0- 0	0- 0	3- 2				
3- 2	0- 0	0- 0	AWAY	0- 0	0- 0	3- 2				
0- 0	0- 0	0- 0	NEUTRAL	0- 0	0- 0	0- 0				

RPI 1-25			RPI 26-50			RPI 51-100			RPI 101+ Team's RPI: 253		
RPI	S	Opponent	Score	RPI	S	Opponent	Score	RPI	S	Opponent	Score
				39	A	Western Ky.	57 93	80	A	Georgia Tech	50 88
								161	H	Stephen F. Austin	46 73
								170	H	Jacksonville St.	54 63
								189	A	Lamar	46 82
								220	H	Northwestern St.	63 46
								231	H	Nicholls St.	72 75
								254	H	Austin Peay	63 54
								267	H	A&M-Corpus Christi	63 59
								268	N	Eastern Ky.	55 56
								273	A	Abilene Christian	66 60
								288	A	Houston Baptist	37 58
								289	N	Jackson St.	56 45
								298	A	Southeastern La.	60 48
								305	H	Southeast Mo. St.	46 48
								331	A	Alcorn	62 36
								345	A	New Orleans	53 46
								345	H	New Orleans	50 44
LAST 12 Division I GAMES:											
345	H	New Orleans	50 44	189	A	Lamar	46 82				
298	A	Southeastern La.	60 48	161	H	Stephen F. Austin	46 73				
220	H	Northwestern St.	63 46	267	H	A&M-Corpus Christi	63 59				
231	H	Nicholls St.	72 75	273	A	Abilene Christian	66 60				
345	A	New Orleans	53 46	254	H	Austin Peay	63 54				
288	A	Houston Baptist	37 58	80	A	Georgia Tech	50 88				

Non-Div I Games: Williams Baptist 73 57 Lyon 59 43 Blue Mountain 71 30 Central Baptist 72 39  
Central Ark.

Loss, Non-Conf, S Site, H Home A Away N Neutral

Average RPI Win:	257	WON-LOST	WINNING	LAST 10	STRENGTH OF	OPP. STRENGTH	TEAM	ADJ.	CONF.	ADJ CONF.
Average RPI Loss:	127	RECORD	PCT. RANK	GAMES	SCHEDULE	OF SCHEDULE	RPI	RPI	RPI	RPI
DIV. I ONLY	14- 8	94	1- 2	197	303	136	136	27	27	
DIV. I NON-CONF.	4- 7	219	0- 1	55	198	143	143	27	27	
TOTALS	RPI 1-25	RPI 26-50	W-L RECORDS	RPI 51-100	RPI 101-150	RPI 150+				
14- 8	0- 0	0- 1	OVERALL	0- 2	2- 3	12- 2				
7- 4	0- 0	0- 0	HOME	0- 2	1- 2	6- 0				
7- 4	0- 0	0- 0	AWAY	0- 0	1- 0	6- 0				
0- 0	0- 0	0- 0	NEUTRAL	0- 0	0- 0	0- 0				
4- 7	0- 0	0- 1	NON-CONFERENCE	0- 2	1- 3	3- 1				
1- 4	0- 0	0- 0	HOME	0- 2	0- 2	1- 0				
3- 3	0- 0	0- 1	AWAY	0- 0	1- 1	2- 1				
0- 0	0- 0	0- 0	NEUTRAL	0- 0	0- 0	0- 0				
10- 1	0- 0	0- 0	CONFERENCE	0- 0	1- 0	9- 1				
6- 0	0- 0	0- 0	HOME	0- 0	1- 0	5- 0				
4- 1	0- 0	0- 0	AWAY	0- 0	0- 0	4- 1				
0- 0	0- 0	0- 0	NEUTRAL	0- 0	0- 0	0- 0				

RPI S	Opponent	Score	RPI S	Opponent	Score	RPI S	Opponent	Score	RPI S	Opponent	Score	Team's RPI: 136
26	A Syracuse	43 74	75	H Fordham	36 72	108	H Army	60 74	118	A Hofstra	71 66	
			82	H Maine	58 72	123	A Rhode Island	46 58	131	H Hartford	63 75	
						144	H Bryant	70 59	168	A Siena	57 79	
						191	A Sacred Heart	62 49	193	A New Hampshire	64 58	
						199	H Robert Morris	63 46	240	A UMass Lowell	81 58	
						301	A LIU Brooklyn	68 54	301	H LIU Brooklyn	75 70	
						304	A Mt. St. Mary's	50 54	304	H Mt. St. Mary's	60 49	
						309	A St. Francis Brooklyn	51 49	317	H Vermont	77 75	
						324	H Fairleigh Dickinson	82 53	325	A Wagner	83 67	
						325	H Wagner	77 61				
LAST 12 Division I GAMES:												
75	H Fordham	36 72	325	H Wagner	77 61							
304	H Mt. St. Mary's	60 49	301	H LIU Brooklyn	75 70							
304	A Mt. St. Mary's	50 54	144	H Bryant	70 59							
301	A LIU Brooklyn	68 54	199	H Robert Morris	63 46							
325	A Wagner	83 67	191	A Sacred Heart	62 49							
309	A St. Francis Brooklyn	51 49	324	H Fairleigh Dickinson	82 53							

Non-Div I Games:

Central Conn. St.

■ Loss, 
 ■ Non-Conf, 
 ■ S Site, 
 ■ H Home 
 ■ A Away 
 N Neutral

Average RPI Win:	230	WON-LOST	WINNING	LAST 10	STRENGTH OF	OPP. STRENGTH	TEAM	ADJ.	CONF.	ADJ CONF.
Average RPI Loss:	50	RECORD	PCT. RANK	GAMES	SCHEDULE	OF SCHEDULE	RPI	RPI	RPI	RPI
DIV. I ONLY	11- 10	159	6- 4	62	108	109	109	15	15	
DIV. I NON-CONF.	5- 6	177	1- 1	31	20	107	107	17	17	
TOTALS	RPI 1-25	RPI 26-50	W-L RECORDS	RPI 51-100	RPI 101-150	RPI 150+				
11- 10	0- 4	0- 1	OVERALL	1- 4	2- 0	8- 1				
6- 4	0- 2	0- 0	HOME	0- 2	1- 0	5- 0				
3- 5	0- 1	0- 1	AWAY	0- 2	0- 0	3- 1				
2- 1	0- 1	0- 0	NEUTRAL	1- 0	1- 0	0- 0				
5- 6	0- 4	0- 1	NON-CONFERENCE	1- 0	1- 0	3- 1				
3- 2	0- 2	0- 0	HOME	0- 0	0- 0	3- 0				
0- 3	0- 1	0- 1	AWAY	0- 0	0- 0	0- 1				
2- 1	0- 1	0- 0	NEUTRAL	1- 0	1- 0	0- 0				
6- 4	0- 0	0- 0	CONFERENCE	0- 4	1- 0	5- 0				
3- 2	0- 0	0- 0	HOME	0- 2	1- 0	2- 0				
3- 2	0- 0	0- 0	AWAY	0- 2	0- 0	3- 0				
0- 0	0- 0	0- 0	NEUTRAL	0- 0	0- 0	0- 0				

RPI 1-25				RPI 26-50				RPI 51-100				RPI 101+ Team's RPI: 109			
RPI	S	Opponent	Score	RPI	S	Opponent	Score	RPI	S	Opponent	Score	RPI	S	Opponent	Score
5	N	South Carolina	45 80	38	A	Minnesota	64 67	52	A	Ohio	51 71	126	N	Oregon	73 67
10	H	Kentucky	68 71					52	H	Ohio	66 74	140	H	Buffalo	66 58
14	A	Dayton	76 86					78	A	Western Mich.	64 69	160	A	Memphis	61 62
14	H	Dayton	89 98					79	H	Akron	72 74	183	H	Massachusetts	72 70
								95	N	Richmond	61 56	224	H	Northern Ill.	56 43
												236	H	Oakland	74 69
												285	A	Bowling Green	57 54
												293	A	Kent St.	83 62
												293	H	Kent St.	65 63
												316	A	Miami (OH)	60 54
												336	H	Delaware St.	91 63
LAST 12 Division I GAMES:															
78	A	Western Mich.	64 69	316	A	Miami (OH)	60 54								
285	A	Bowling Green	57 54	224	H	Northern Ill.	56 43								
52	H	Ohio	66 74	140	H	Buffalo	66 58								
293	H	Kent St.	65 63	293	A	Kent St.	83 62								
79	H	Akron	72 74	14	H	Dayton	89 98								
52	A	Ohio	51 71	236	H	Oakland	74 69								

Non-Div I Games:

Central Mich.

■ Loss, 
 ■ Non-Conf, 
 ■ S Site, 
 ■ Home 
 ■ A Away 
 N Neutral

Average RPI Win:	327	WON-LOST	WINNING	LAST 10	STRENGTH OF	OPP. STRENGTH	TEAM	ADJ.	CONF.	ADJ CONF.
Average RPI Loss:	233	RECORD	PCT. RANK	GAMES	SCHEDULE	OF SCHEDULE	RPI	RPI	RPI	RPI
DIV. I ONLY	1- 18	346	1- 8	304	348	349	349	28	28	
DIV. I NON-CONF.	0- 5	339	0- 0	326	268	349	349	32	32	
TOTALS	RPI 1-25	RPI 26-50	W-L RECORDS	RPI 51-100	RPI 101-150	RPI 150+				
1- 18	0- 0	0- 0	OVERALL	0- 1	0- 0	1- 17				
1- 5	0- 0	0- 0	HOME	0- 1	0- 0	1- 4				
0- 12	0- 0	0- 0	AWAY	0- 0	0- 0	0- 12				
0- 1	0- 0	0- 0	NEUTRAL	0- 0	0- 0	0- 1				
0- 5	0- 0	0- 0	NON-CONFERENCE	0- 0	0- 0	0- 5				
0- 0	0- 0	0- 0	HOME	0- 0	0- 0	0- 0				
0- 4	0- 0	0- 0	AWAY	0- 0	0- 0	0- 4				
0- 1	0- 0	0- 0	NEUTRAL	0- 0	0- 0	0- 1				
1- 13	0- 0	0- 0	CONFERENCE	0- 1	0- 0	1- 12				
1- 5	0- 0	0- 0	HOME	0- 1	0- 0	1- 4				
0- 8	0- 0	0- 0	AWAY	0- 0	0- 0	0- 8				
0- 0	0- 0	0- 0	NEUTRAL	0- 0	0- 0	0- 0				

RPI S	Opponent	Score	RPI S	Opponent	Score	RPI S	Opponent	Score	RPI S	Opponent	Score	Team's RPI: 349
						88	H Liberty	51 86	166	A Florida	64 92	
									170	N Jacksonville St.	43 70	
									182	A High Point	60 92	
									182	H High Point	44 77	
									186	A Radford	51 53	
									195	A Charlotte	43 75	
									215	A Winthrop	40 77	
									215	H Winthrop	50 79	
									235	A Presbyterian	40 71	
									246	A Campbell	47 61	
									246	H Campbell	65 69	
									272	A UNCW	70 80	
									297	A Gardner-Webb	54 70	
									308	A Wofford	48 55	
									313	H Coastal Caro.	62 71	
									327	A UNC Asheville	47 56	
									327	H UNC Asheville	70 57	
									346	A Longwood	71 79	
LAST 12 Division I GAMES:												
182	A	High Point	60	92	88	H	Liberty	51	86			
246	A	Campbell	47	61	313	H	Coastal Caro.	62	71			
327	H	UNC Asheville	70	57	297	A	Gardner-Webb	54	70			
215	A	Winthrop	40	77	182	H	High Point	44	77			
346	A	Longwood	71	79	186	A	Radford	51	53			
235	A	Presbyterian	40	71	215	H	Winthrop	50	79			

Non-Div I Games: Clearwater 90 37 Montreat 86 34 Columbia Int'l 74 33 Trinity Baptist 98 35  
Charleston So.

Average RPI Win:	233	WON-LOST	WINNING	LAST 10	STRENGTH OF	OPP. STRENGTH	TEAM	ADJ.	CONF.	ADJ CONF.
Average RPI Loss:	115	RECORD	PCT. RANK	GAMES	SCHEDULE	OF SCHEDULE	RPI	RPI	RPI	RPI
DIV. I ONLY	9- 13	229	5- 5	115	160	195	195	17	17	
DIV. I NON-CONF.	4- 8	233	1- 1	106	124	216	216	18	18	
TOTALS	RPI 1-25	RPI 26-50	W-L RECORDS	RPI 51-100	RPI 101-150	RPI 150+				
9- 13	0- 2	0- 2	OVERALL	1- 2	2- 3	6- 4				
5- 5	0- 0	0- 2	HOME	0- 2	2- 0	3- 1				
4- 5	0- 1	0- 0	AWAY	1- 0	0- 2	3- 2				
0- 3	0- 1	0- 0	NEUTRAL	0- 0	0- 1	0- 1				
4- 8	0- 2	0- 0	NON-CONFERENCE	1- 2	0- 2	3- 2				
3- 2	0- 0	0- 0	HOME	0- 2	0- 0	3- 0				
1- 3	0- 1	0- 0	AWAY	1- 0	0- 1	0- 1				
0- 3	0- 1	0- 0	NEUTRAL	0- 0	0- 1	0- 1				
5- 5	0- 0	0- 2	CONFERENCE	0- 0	2- 1	3- 2				
2- 3	0- 0	0- 2	HOME	0- 0	2- 0	0- 1				
3- 2	0- 0	0- 0	AWAY	0- 0	0- 1	3- 1				
0- 0	0- 0	0- 0	NEUTRAL	0- 0	0- 0	0- 0				

RPI 1-25				RPI 26-50				RPI 51-100				RPI 101+ Team's RPI: 195			
RPI	S	Opponent	Score	RPI	S	Opponent	Score	RPI	S	Opponent	Score	RPI	S	Opponent	Score
5	A	South Carolina	61 82	39	H	Western Ky.	61 76	80	H	North Carolina St.	63 70	114	N	Montana	58 67
18	N	Princeton	43 73	47	H	Middle Tenn.	54 84	88	A	Liberty	79 77	134	A	Old Dominion	57 66
								94	H	Elon	54 67	134	H	Old Dominion	82 67
												137	H	Marshall	74 56
												148	A	Ball St.	66 76
												177	N	Wake Forest	58 65
												194	A	Fla. Atlantic	68 71
												210	H	UAB	52 60
												234	H	Davidson	86 51
												235	H	Presbyterian	66 50
												239	A	Utah	52 54
												260	A	Rice	62 59
												328	A	FIU	81 62
												329	A	North Texas	67 58
												349	H	Charleston So.	75 43
LAST 12 Division I GAMES:															
134	H	Old Dominion	82 67	329	A	North Texas	67 58								
328	A	FIU	81 62	137	H	Marshall	74 56								
194	A	Fla. Atlantic	68 71	39	H	Western Ky.	61 76								
47	H	Middle Tenn.	54 84	134	A	Old Dominion	57 66								
210	H	UAB	52 60	239	A	Utah	52 54								
260	A	Rice	62 59	234	H	Davidson	86 51								

Non-Div I Games:

Charlotte

■ Loss, 
 ■ Non-Conf, S Site, 
 ■ Home 
 ■ Away 
 N Neutral

## Chattanooga

Through Games Of Feb. 8, 2015

Average RPI Win:	171	WON-LOST	WINNING	LAST 10	STRENGTH OF	OPP. STRENGTH	TEAM	ADJ.	CONF.	ADJ CONF.
Average RPI Loss:	27	RECORD	PCT. RANK	GAMES	SCHEDULE	OF SCHEDULE	RPI	RPI	RPI	RPI
DIV. I ONLY	20- 3	15	10- 0	45	147	23	23	20	20	
DIV. I NON-CONF.	12- 3	46	4- 0	15	94	13	13	20	20	
TOTALS	RPI 1-25	RPI 26-50	W-L RECORDS	RPI 51-100	RPI 101-150	RPI 150+				
20- 3	1- 2	1- 0	OVERALL	2- 1	4- 0	12- 0				
10- 1	1- 1	1- 0	HOME	1- 0	1- 0	6- 0				
8- 2	0- 1	0- 0	AWAY	0- 1	3- 0	5- 0				
2- 0	0- 0	0- 0	NEUTRAL	1- 0	0- 0	1- 0				
12- 3	1- 2	1- 0	NON-CONFERENCE	2- 1	1- 0	7- 0				
6- 1	1- 1	1- 0	HOME	1- 0	0- 0	3- 0				
4- 2	0- 1	0- 0	AWAY	0- 1	1- 0	3- 0				
2- 0	0- 0	0- 0	NEUTRAL	1- 0	0- 0	1- 0				
8- 0	0- 0	0- 0	CONFERENCE	0- 0	3- 0	5- 0				
4- 0	0- 0	0- 0	HOME	0- 0	1- 0	3- 0				
4- 0	0- 0	0- 0	AWAY	0- 0	2- 0	2- 0				
0- 0	0- 0	0- 0	NEUTRAL	0- 0	0- 0	0- 0				

RPI 1-25				Team's RPI: 23	RPI 26-50				RPI 51-100				RPI 101+			
RPI	S	Opponent	Score		RPI	S	Opponent	Score	RPI	S	Opponent	Score	RPI	S	Opponent	Score
1	H	Tennessee	67 63		28	H	Stanford	54 46	54	A	Arkansas St.	52 57	112	A	Furman	47 40
3	A	Notre Dame	53 88						72	N	South Dakota	67 54	112	H	Furman	67 45
25	H	South Fla.	57 59						87	H	Villanova	49 45	122	A	East Tenn. St.	64 56
													125	A	Butler	76 47
													152	A	UT Martin	65 54
													159	A	Harvard	54 52
													180	N	SIUE	59 49
													184	H	Samford	49 32
													197	H	Mercer	71 59
													198	A	Belmont	60 48
													219	H	N.C. A&T	58 43
													254	H	Austin Peay	76 65
													283	H	Morgan St.	55 40
													307	A	UNC Greensboro	81 46
													308	A	Wofford	70 43
													315	H	Western Caro.	83 52
LAST 12 Division I GAMES:																
122	A	East Tenn. St.	64 56		112	A	Furman	47 40								
197	H	Mercer	71 59		308	A	Wofford	70 43								
184	H	Samford	49 32		159	A	Harvard	54 52								
112	H	Furman	67 45		72	N	South Dakota	67 54								
307	A	UNC Greensboro	81 46		180	N	SIUE	59 49								
315	H	Western Caro.	83 52		219	H	N.C. A&T	58 43								

Non-Div I Games:

Chattanooga

■ Loss, 
 ■ Non-Conf, S Site, 
 ■ Home 
 ■ Away 
 N Neutral



Average RPI Win:	319	WON-LOST	WINNING	LAST 10	STRENGTH OF	OPP. STRENGTH	TEAM	ADJ.	CONF.	ADJ CONF.
Average RPI Loss:	209	RECORD	PCT. RANK	GAMES	SCHEDULE	OF SCHEDULE	RPI	RPI	RPI	RPI
DIV. I ONLY	2- 18	341	1- 9	256	342	339	339	30	30	
DIV. I NON-CONF.	1- 11	338	1- 3	213	341	331	331	30	30	
TOTALS	RPI 1-25	RPI 26-50	W-L RECORDS	RPI 51-100	RPI 101-150	RPI 150+				
2- 18	0- 0	0- 1	OVERALL	0- 2	0- 2	2- 13				
1- 9	0- 0	0- 1	HOME	0- 2	0- 0	1- 6				
1- 9	0- 0	0- 0	AWAY	0- 0	0- 0	1- 0				
0- 0	0- 0	0- 0	NEUTRAL	0- 0	0- 0	0- 0				
1- 11	0- 0	0- 1	NON-CONFERENCE	0- 2	0- 1	1- 7				
0- 6	0- 0	0- 1	HOME	0- 2	0- 0	0- 3				
1- 5	0- 0	0- 0	AWAY	0- 0	0- 1	1- 4				
0- 0	0- 0	0- 0	NEUTRAL	0- 0	0- 0	0- 0				
1- 7	0- 0	0- 0	CONFERENCE	0- 0	0- 1	1- 6				
1- 3	0- 0	0- 0	HOME	0- 0	0- 0	1- 3				
0- 4	0- 0	0- 0	AWAY	0- 0	0- 1	0- 3				
0- 0	0- 0	0- 0	NEUTRAL	0- 0	0- 0	0- 0				

RPI 1-25				RPI 26-50				RPI 51-100				RPI 101+ Team's RPI: 339			
RPI	S	Opponent	Score	RPI	S	Opponent	Score	RPI	S	Opponent	Score	RPI	S	Opponent	Score
				44	H	Northwestern	48 102	57	H	DePaul	34 87	104	A	Wright St.	40 81
								78	H	Western Mich.	43 73	147	A	Bakersfield	58 83
												153	A	New Mexico St.	53 70
												176	A	Ill.-Chicago	44 70
												211	A	Tex.-Pan American	57 66
												211	H	Tex.-Pan American	60 75
												230	H	Western Ill.	55 90
												236	A	Oakland	40 66
												271	A	Milwaukee	47 69
												289	H	Jackson St.	60 70
												295	A	NJIT	48 59
												300	H	IPFW	62 79
												302	H	Grand Canyon	51 76
												311	A	Bradley	62 59
												314	A	Seattle	51 75
												326	H	Utah Valley	60 55
												343	H	UMKC	59 65
LAST 12 Division I GAMES:															
				211	A	Tex.-Pan American	57 66	343	H	UMKC	59 65				
				153	A	New Mexico St.	53 70	211	H	Tex.-Pan American	60 75				
				302	H	Grand Canyon	51 76	295	A	NJIT	48 59				
				326	H	Utah Valley	60 55	104	A	Wright St.	40 81				
				147	A	Bakersfield	58 83	271	A	Milwaukee	47 69				
				314	A	Seattle	51 75	311	A	Bradley	62 59				

Non-Div I Games: St. Joseph's (IN) 61 58

Chicago St.

■ Loss, 
 ■ Non-Conf, 
 ■ S Site, 
 ■ H Home 
 ■ A Away 
 N Neutral

Average RPI Win:	261	WON-LOST	WINNING	LAST 10	STRENGTH OF	OPP. STRENGTH	TEAM	ADJ.	CONF.	ADJ CONF.
Average RPI Loss:	120	RECORD	PCT. RANK	GAMES	SCHEDULE	OF SCHEDULE	RPI	RPI	RPI	RPI
DIV. I ONLY	6- 17	293	1- 3	132	128	258	258	7	7	
DIV. I NON-CONF.	3- 8	263	0- 1	214	236	294	294	8	8	
TOTALS	RPI 1-25	RPI 26-50	W-L RECORDS	RPI 51-100	RPI 101-150	RPI 150+				
6- 17	0- 3	0- 2	OVERALL	0- 2	0- 2	6- 8				
5- 5	0- 1	0- 1	HOME	0- 0	0- 1	5- 2				
1- 10	0- 2	0- 1	AWAY	0- 1	0- 1	1- 5				
0- 2	0- 0	0- 0	NEUTRAL	0- 1	0- 0	0- 1				
3- 8	0- 0	0- 1	NON-CONFERENCE	0- 2	0- 0	3- 5				
3- 1	0- 0	0- 0	HOME	0- 0	0- 0	3- 1				
0- 5	0- 0	0- 1	AWAY	0- 1	0- 0	0- 3				
0- 2	0- 0	0- 0	NEUTRAL	0- 1	0- 0	0- 1				
3- 9	0- 3	0- 1	CONFERENCE	0- 0	0- 2	3- 3				
2- 4	0- 1	0- 1	HOME	0- 0	0- 1	2- 1				
1- 5	0- 2	0- 0	AWAY	0- 0	0- 1	1- 2				
0- 0	0- 0	0- 0	NEUTRAL	0- 0	0- 0	0- 0				

RPI 1-25				RPI 26-50				RPI 51-100				RPI 101+ Team's RPI: 258			
RPI	S	Opponent	Score	RPI	S	Opponent	Score	RPI	S	Opponent	Score	RPI	S	Opponent	Score
8	A	UConn	36 96	42	A	Iowa St.	54 85	60	N	Creighton	52 63	143	A	Temple	50 83
8	H	UConn	31 96	49	H	Tulane	50 60	85	A	UCLA	58 66	143	H	Temple	64 81
25	A	South Fla.	36 75									152	A	UT Martin	61 62
												158	A	Tulsa	52 74
												160	A	Memphis	38 41
												160	H	Memphis	44 56
												171	A	Northern Ky.	52 66
												173	H	Xavier	71 72
												200	H	Delaware	67 59
												218	N	San Jose St.	54 79
												249	H	Detroit	70 38
												257	H	UCF	70 54
												264	A	Houston	76 73
												264	H	Houston	69 66
												285	A	Bowling Green	55 66
												330	H	Ark.-Pine Bluff	73 57
LAST 12 Division I GAMES:															
218	N	San Jose St.	54 79	143	A	Temple	50 83								
25	A	South Fla.	36 75	160	A	Memphis	38 41								
8	A	UConn	36 96	257	H	UCF	70 54								
264	H	Houston	69 66	264	A	Houston	76 73								
160	H	Memphis	44 56	143	H	Temple	64 81								
8	H	UConn	31 96	158	A	Tulsa	52 74								

Non-Div I Games:

Cincinnati

Average RPI Win:	236	WON-LOST	WINNING	LAST 10	STRENGTH OF	OPP. STRENGTH	TEAM	ADJ.	CONF.	ADJ CONF.
Average RPI Loss:	53	RECORD	PCT. RANK	GAMES	SCHEDULE	OF SCHEDULE	RPI	RPI	RPI	RPI
DIV. I ONLY	9- 15	246	0- 10	27	70	151	151	2	2	
DIV. I NON-CONF.	8- 5	123	1- 0	60	245	93	93	4	4	
TOTALS	RPI 1-25	RPI 26-50	W-L RECORDS	RPI 51-100	RPI 101-150	RPI 150+				
9- 15	0- 6	0- 3	OVERALL	0- 4	3- 1	6- 1				
9- 4	0- 3	0- 0	HOME	0- 1	3- 0	6- 0				
0- 8	0- 2	0- 1	AWAY	0- 3	0- 1	0- 1				
0- 3	0- 1	0- 2	NEUTRAL	0- 0	0- 0	0- 0				
8- 5	0- 2	0- 3	NON-CONFERENCE	0- 0	3- 0	5- 0				
8- 0	0- 0	0- 0	HOME	0- 0	3- 0	5- 0				
0- 2	0- 1	0- 1	AWAY	0- 0	0- 0	0- 0				
0- 3	0- 1	0- 2	NEUTRAL	0- 0	0- 0	0- 0				
1- 10	0- 4	0- 0	CONFERENCE	0- 4	0- 1	1- 1				
1- 4	0- 3	0- 0	HOME	0- 1	0- 0	1- 0				
0- 6	0- 1	0- 0	AWAY	0- 3	0- 1	0- 1				
0- 0	0- 0	0- 0	NEUTRAL	0- 0	0- 0	0- 0				

RPI	S	Opponent	Score	RPI	S	Opponent	Score	RPI	S	Opponent	Score	RPI	S	Opponent	Score	Team's RPI: 151
3	H	Notre Dame	36 74	35	N	Ohio St.	77 86	53	A	Miami (FL)	42 79	106	A	Boston College	53 68	
5	A	South Carolina	41 99	47	A	Middle Tenn.	28 69	80	A	Georgia Tech	66 74	110	H	North Dakota	72 67	
12	H	Florida St.	52 82	48	N	Wichita St.	48 63	80	A	North Carolina St.	50 76	112	H	Furman	79 69	
13	A	Duke	60 89					97	H	Virginia	72 77	138	H	Troy	82 73	
19	N	FGCU	61 86									177	A	Wake Forest	62 64	
20	H	North Carolina	56 78									206	H	Virginia Tech	63 54	
												279	H	South Carolina St.	66 57	
												295	H	NJIT	64 47	
												307	H	UNC Greensboro	80 51	
												334	H	Tennessee Tech	76 61	
												346	H	Longwood	72 56	
LAST 12 Division I GAMES:																
13	A	Duke	60 89	53	A	Miami (FL)	42 79									
106	A	Boston College	53 68	80	A	North Carolina St.	50 76									
97	H	Virginia	72 77	12	H	Florida St.	52 82									
177	A	Wake Forest	62 64	80	A	Georgia Tech	66 74									
3	H	Notre Dame	36 74	206	H	Virginia Tech	63 54									
20	H	North Carolina	56 78	295	H	NJIT	64 47									

Non-Div I Games:

Clemson

■ Loss, 
 ■ Non-Conf, S Site, 
 ■ Home 
 ■ Away 
 N Neutral

Average RPI Win:	220	WON-LOST	WINNING	LAST 10	STRENGTH OF	OPP. STRENGTH	TEAM	ADJ.	CONF.	ADJ CONF.
Average RPI Loss:	103	RECORD	PCT. RANK	GAMES	SCHEDULE	OF SCHEDULE	RPI	RPI	RPI	RPI
DIV. I ONLY	11- 9	142	5- 4	134	158	115	115	12	12	
DIV. I NON-CONF.	6- 5	145	1- 1	204	181	147	147	13	13	
TOTALS	RPI 1-25	RPI 26-50	W-L RECORDS	RPI 51-100	RPI 101-150	RPI 150+				
11- 9	0- 0	0- 3	OVERALL	1- 2	1- 1	9- 3				
7- 2	0- 0	0- 1	HOME	1- 0	1- 0	5- 1				
4- 7	0- 0	0- 2	AWAY	0- 2	0- 1	4- 2				
0- 0	0- 0	0- 0	NEUTRAL	0- 0	0- 0	0- 0				
6- 5	0- 0	0- 1	NON-CONFERENCE	1- 1	1- 0	4- 3				
4- 1	0- 0	0- 0	HOME	1- 0	1- 0	2- 1				
2- 4	0- 0	0- 1	AWAY	0- 1	0- 0	2- 2				
0- 0	0- 0	0- 0	NEUTRAL	0- 0	0- 0	0- 0				
5- 4	0- 0	0- 2	CONFERENCE	0- 1	0- 1	5- 0				
3- 1	0- 0	0- 1	HOME	0- 0	0- 0	3- 0				
2- 3	0- 0	0- 1	AWAY	0- 1	0- 1	2- 0				
0- 0	0- 0	0- 0	NEUTRAL	0- 0	0- 0	0- 0				

RPI 1-25				RPI 26-50				RPI 51-100				RPI 101+				Team's RPI: 115	
RPI	S	Opponent	Score	RPI	S	Opponent	Score	RPI	S	Opponent	Score	RPI	S	Opponent	Score		
				27	A	Green Bay	50 74	52	A	Ohio	64 71	104	A	Wright St.	65 82		
				27	H	Green Bay	61 65	62	H	East Carolina	59 57	142	H	Toledo	81 71		
				38	A	Minnesota	76 93	65	A	Youngstown St.	65 79	175	A	Eastern Mich.	68 71		
												176	A	Ill.-Chicago	75 73		
												194	A	Fla. Atlantic	74 79		
												198	H	Belmont	89 86		
												213	A	Morehead St.	80 72		
												236	A	Oakland	72 64		
												247	H	Niagara	58 76		
												249	H	Detroit	71 65		
												255	H	Valparaiso	69 62		
												271	H	Milwaukee	67 58		
												293	H	Kent St.	69 67		
												328	A	FIU	73 65		
LAST 12 Division I GAMES:																	
				27	A	Green Bay	50 74	249	H	Detroit	71 65						
				176	A	Ill.-Chicago	75 73	65	A	Youngstown St.	65 79						
				236	A	Oakland	72 64	255	H	Valparaiso	69 62						
				271	H	Milwaukee	67 58	52	A	Ohio	64 71						
				104	A	Wright St.	65 82	213	A	Morehead St.	80 72						
				27	H	Green Bay	61 65	247	H	Niagara	58 76						

Non-Div I Games: Notre Dame (OH) 83 67 Bluefield St. 77 74

Cleveland St.

Loss, Non-Conf, S Site, H Home A Away N Neutral

Average RPI Win:	271	WON-LOST	WINNING	LAST 10	STRENGTH OF	OPP. STRENGTH	TEAM	ADJ.	CONF.	ADJ CONF.
Average RPI Loss:	215	RECORD	PCT. RANK	GAMES	SCHEDULE	OF SCHEDULE	RPI	RPI	RPI	RPI
DIV. I ONLY	6- 13	271	3- 7	296	347	313	313	28	28	
DIV. I NON-CONF.	2- 3	207	0- 0	340	326	336	336	32	32	
TOTALS	RPI 1-25	RPI 26-50	W-L RECORDS	RPI 51-100	RPI 101-150	RPI 150+				
6- 13	0- 0	0- 0	OVERALL	0- 2	0- 2	6- 9				
4- 6	0- 0	0- 0	HOME	0- 1	0- 1	4- 4				
2- 6	0- 0	0- 0	AWAY	0- 1	0- 1	2- 4				
0- 1	0- 0	0- 0	NEUTRAL	0- 0	0- 0	0- 1				
2- 3	0- 0	0- 0	NON-CONFERENCE	0- 0	0- 2	2- 1				
2- 1	0- 0	0- 0	HOME	0- 0	0- 1	2- 0				
0- 1	0- 0	0- 0	AWAY	0- 0	0- 1	0- 0				
0- 1	0- 0	0- 0	NEUTRAL	0- 0	0- 0	0- 1				
4- 10	0- 0	0- 0	CONFERENCE	0- 2	0- 0	4- 8				
2- 5	0- 0	0- 0	HOME	0- 1	0- 0	2- 4				
2- 5	0- 0	0- 0	AWAY	0- 1	0- 0	2- 4				
0- 0	0- 0	0- 0	NEUTRAL	0- 0	0- 0	0- 0				

RPI S	Opponent	Score	RPI S	Opponent	Score	RPI S	Opponent	Score	RPI S	Opponent	Score	Team's RPI: 313
						88 A	Liberty	64 78	112 A	Furman	56 90	
						88 H	Liberty	47 66	137 H	Marshall	65 77	
									182 A	High Point	65 73	
									182 H	High Point	64 79	
									186 A	Radford	75 42	
									186 H	Radford	43 52	
									215 H	Winthrop	81 62	
									235 H	Presbyterian	78 84	
									246 H	Campbell	50 40	
									297 A	Gardner-Webb	74 82	
									297 H	Gardner-Webb	65 71	
									300 H	IPFW	90 63	
									322 N	Saint Francis (PA)	72 75	
									327 A	UNC Asheville	61 68	
									332 H	N.C. Central	67 52	
									346 A	Longwood	74 78	
									349 A	Charleston So.	71 62	
LAST 12 Division I GAMES:												
			88 A	Liberty	64 78		215 H	Winthrop	81 62			
			186 H	Radford	43 52		349 A	Charleston So.	71 62			
			297 H	Gardner-Webb	65 71		235 H	Presbyterian	78 84			
			182 A	High Point	65 73		88 H	Liberty	47 66			
			327 A	UNC Asheville	61 68		346 A	Longwood	74 78			
			246 H	Campbell	50 40		297 A	Gardner-Webb	74 82			

Non-Div I Games: Barber-Scotia 121 32 UNC Pembroke 64 48 Johnson & Wales (NC) 113 34 Pfeiffer 69 62 Coastal Caro.

Average RPI Win:	226	WON-LOST	WINNING	LAST 10	STRENGTH OF	OPP. STRENGTH	TEAM	ADJ.	CONF.	ADJ CONF.
Average RPI Loss:	137	RECORD	PCT. RANK	GAMES	SCHEDULE	OF SCHEDULE	RPI	RPI	RPI	RPI
DIV. I ONLY	4- 18	315	0- 3	75	164	270	270	13	13	
DIV. I NON-CONF.	2- 9	297	0- 1	36	218	235	235	10	10	
TOTALS	RPI 1-25	RPI 26-50	W-L RECORDS	RPI 51-100	RPI 101-150	RPI 150+				
4- 18	0- 3	0- 1	OVERALL	0- 5	0- 2	4- 7				
4- 4	0- 1	0- 0	HOME	0- 1	0- 0	4- 2				
0- 11	0- 1	0- 0	AWAY	0- 3	0- 2	0- 5				
0- 3	0- 1	0- 1	NEUTRAL	0- 1	0- 0	0- 0				
2- 9	0- 2	0- 1	NON-CONFERENCE	0- 2	0- 1	2- 3				
2- 1	0- 0	0- 0	HOME	0- 0	0- 0	2- 1				
0- 5	0- 1	0- 0	AWAY	0- 1	0- 1	0- 2				
0- 3	0- 1	0- 1	NEUTRAL	0- 1	0- 0	0- 0				
2- 9	0- 1	0- 0	CONFERENCE	0- 3	0- 1	2- 4				
2- 3	0- 1	0- 0	HOME	0- 1	0- 0	2- 1				
0- 6	0- 0	0- 0	AWAY	0- 2	0- 1	0- 3				
0- 0	0- 0	0- 0	NEUTRAL	0- 0	0- 0	0- 0				

RPI 1-25				RPI 26-50				RPI 51-100				RPI 101+ Team's RPI: 270			
RPI	S	Opponent	Score	RPI	S	Opponent	Score	RPI	S	Opponent	Score	RPI	S	Opponent	Score
8	N	UConn	24 85	38	N	Minnesota	50 74	62	A	East Carolina	55 68	118	A	Hofstra	53 78
21	H	James Madison	53 73					84	A	Drexel	47 64	128	A	Kennesaw St.	61 68
25	A	South Fla.	47 67					87	N	Villanova	41 60	197	H	Mercer	72 59
								94	A	Elon	68 77	200	A	Delaware	49 80
								94	H	Elon	71 75	200	H	Delaware	55 49
												216	A	George Mason	61 71
												217	A	Towson	49 71
												217	H	Towson	52 56
												228	H	USC Upstate	61 60
												272	A	UNCW	57 69
												279	A	South Carolina St.	51 60
												280	H	Northeastern	59 38
												307	H	UNC Greensboro	68 70
LAST 12 Division I GAMES:															
87	N	Villanova	41 60	280	H	Northeastern	59 38								
94	H	Elon	71 75	217	H	Towson	52 56								
217	A	Towson	49 71	94	A	Elon	68 77								
84	A	Drexel	47 64	272	A	UNCW	57 69								
21	H	James Madison	53 73	200	H	Delaware	55 49								
200	A	Delaware	49 80	118	A	Hofstra	53 78								

Non-Div I Games:

Col. of Charleston

■ Loss, 
■ Non-Conf, S Site, 
■ Home 
■ Away 
N Neutral

Average RPI Win: <b>230</b>	WON-LOST	WINNING	LAST 10	STRENGTH OF	OPP. STRENGTH	TEAM	ADJ.	CONF.	ADJ CONF.
Average RPI Loss: <b>146</b>	RECORD	PCT. RANK	GAMES	SCHEDULE	OF SCHEDULE	RPI	RPI	RPI	RPI
DIV. I ONLY	<b>4- 19</b>	<b>321</b>	<b>3- 7</b>	<b>135</b>	<b>194</b>	<b>276</b>	<b>276</b>	<b>19</b>	<b>19</b>
DIV. I NON-CONF.	<b>1- 10</b>	<b>330</b>	<b>0- 0</b>	<b>161</b>	<b>143</b>	<b>315</b>	<b>315</b>	<b>21</b>	<b>21</b>
TOTALS	RPI 1-25	RPI 26-50	W-L RECORDS	RPI 51-100	RPI 101-150	RPI 150+			
4- 19	0- 0	0- 2	OVERALL	0- 6	0- 2	4- 9			
2- 8	0- 0	0- 0	HOME	0- 4	0- 1	2- 3			
2- 11	0- 0	0- 2	AWAY	0- 2	0- 1	2- 6			
0- 0	0- 0	0- 0	NEUTRAL	0- 0	0- 0	0- 0			
1- 10	0- 0	0- 2	NON-CONFERENCE	0- 3	0- 1	1- 4			
1- 3	0- 0	0- 0	HOME	0- 2	0- 0	1- 1			
0- 7	0- 0	0- 2	AWAY	0- 1	0- 1	0- 3			
0- 0	0- 0	0- 0	NEUTRAL	0- 0	0- 0	0- 0			
3- 9	0- 0	0- 0	CONFERENCE	0- 3	0- 1	3- 5			
1- 5	0- 0	0- 0	HOME	0- 2	0- 1	1- 2			
2- 4	0- 0	0- 0	AWAY	0- 1	0- 0	2- 3			
0- 0	0- 0	0- 0	NEUTRAL	0- 0	0- 0	0- 0			

RPI 1-25				RPI 26-50				RPI 51-100				RPI 101+				Team's RPI: 276	
RPI	S	Opponent	Score	RPI	S	Opponent	Score	RPI	S	Opponent	Score	RPI	S	Opponent	Score		
				36	A	Georgia	35 66	76	H	Albany (NY)	48 67	108	H	Army	62 64		
				37	A	Rutgers	44 60	84	A	Drexel	51 59	141	A	St. Bonaventure	49 65		
								88	H	Cornell	66 74	156	A	Bucknell	75 77		
								96	A	American	46 75	156	H	Bucknell	54 41		
								96	H	American	58 66	159	A	Harvard	53 68		
								100	H	Lehigh	68 86	168	A	Siena	68 80		
												188	A	Holy Cross	76 71		
												188	H	Holy Cross	62 68		
												207	A	Lafayette	56 58		
												212	H	Navy	63 65		
												241	A	Monmouth	62 82		
												252	A	Loyola Maryland	72 45		
												293	H	Kent St.	61 62		
												296	A	Boston U.	53 58		
												323	H	Binghamton	74 55		
LAST 12 Division I GAMES:																	
				96	A	American	46 75	212	H	Navy	63 65						
				188	H	Holy Cross	62 68	296	A	Boston U.	53 58						
				156	H	Bucknell	54 41	96	H	American	58 66						
				207	A	Lafayette	56 58	188	A	Holy Cross	76 71						
				252	A	Loyola Maryland	72 45	156	A	Bucknell	75 77						
				108	H	Army	62 64	100	H	Lehigh	68 86						

Non-Div I Games:

Colgate

■ Loss, 
 ■ Non-Conf, 
 ■ S Site, 
 ■ H Home 
 ■ A Away 
 N Neutral

## Colorado

Through Games Of Feb. 8, 2015

Average RPI Win:	182	WON-LOST	WINNING	LAST 10	STRENGTH OF	OPP. STRENGTH	TEAM	ADJ.	CONF.	ADJ CONF.
Average RPI Loss:	55	RECORD	PCT. RANK	GAMES	SCHEDULE	OF SCHEDULE	RPI	RPI	RPI	RPI
DIV. I ONLY	10- 13	211	2- 2	40	42	124	124	5	5	
DIV. I NON-CONF.	7- 4	107	2- 1	16	170	68	68	3	3	
TOTALS	RPI 1-25	RPI 26-50	W-L RECORDS	RPI 51-100	RPI 101-150	RPI 150+				
10- 13	0- 4	0- 2	OVERALL	2- 6	1- 1	7- 0				
8- 5	0- 1	0- 1	HOME	2- 3	1- 0	5- 0				
2- 8	0- 3	0- 1	AWAY	0- 3	0- 1	2- 0				
0- 0	0- 0	0- 0	NEUTRAL	0- 0	0- 0	0- 0				
7- 4	0- 1	0- 1	NON-CONFERENCE	2- 1	1- 1	4- 0				
6- 2	0- 0	0- 1	HOME	2- 1	1- 0	3- 0				
1- 2	0- 1	0- 0	AWAY	0- 0	0- 1	1- 0				
0- 0	0- 0	0- 0	NEUTRAL	0- 0	0- 0	0- 0				
3- 9	0- 3	0- 1	CONFERENCE	0- 5	0- 0	3- 0				
2- 3	0- 1	0- 0	HOME	0- 2	0- 0	2- 0				
1- 6	0- 2	0- 1	AWAY	0- 3	0- 0	1- 0				
0- 0	0- 0	0- 0	NEUTRAL	0- 0	0- 0	0- 0				

RPI 1-25				RPI 26-50				RPI 51-100				RPI 101+ Team's RPI: 124			
RPI	S	Opponent	Score	RPI	S	Opponent	Score	RPI	S	Opponent	Score	RPI	S	Opponent	Score
6	A	Iowa	63 78	28	A	Stanford	55 62	54	H	Arkansas St.	80 69	110	H	North Dakota	68 59
11	H	Arizona St.	60 68	39	H	Western Ky.	78 79	59	A	Washington St.	68 73	116	A	Missouri	50 53
16	A	Washington	82 85					71	H	Long Beach St.	56 62	169	H	Arizona	81 69
17	A	California	59 75					73	H	Colorado St.	87 81	185	H	Missouri St.	87 59
								85	A	UCLA	65 72	218	H	San Jose St.	97 89
								85	H	UCLA	84 90	223	H	Wyoming	76 71
								93	A	Southern California	51 66	239	A	Utah	73 54
								93	H	Southern California	61 81	239	H	Utah	77 72
												312	A	Denver	77 49
LAST 12 Division I GAMES:															
54	H	Arkansas St.	80 69	11	H	Arizona St.	60 68								
39	H	Western Ky.	78 79	59	A	Washington St.	68 73								
73	H	Colorado St.	87 81	16	A	Washington	82 85								
93	A	Southern California	51 66	239	A	Utah	73 54								
85	A	UCLA	65 72	239	H	Utah	77 72								
169	H	Arizona	81 69	85	H	UCLA	84 90								

Non-Div I Games:

Colorado

■ Loss, 
 ■ Non-Conf, S Site, 
 ■ Home 
 ■ Away 
 N Neutral



Average RPI Win:	210	WON-LOST	WINNING	LAST 10	STRENGTH OF	OPP. STRENGTH	TEAM	ADJ.	CONF.	ADJ CONF.
Average RPI Loss:	91	RECORD	PCT. RANK	GAMES	SCHEDULE	OF SCHEDULE	RPI	RPI	RPI	RPI
DIV. I ONLY	15- 5	42	9- 1	176	176	73	73	21	21	
DIV. I NON-CONF.	6- 3	92	1- 0	155	114	106	106	19	19	
TOTALS	RPI 1-25	RPI 26-50	W-L RECORDS	RPI 51-100	RPI 101-150	RPI 150+				
15- 5	0- 0	0- 1	OVERALL	2- 1	1- 3	12- 0				
9- 1	0- 0	0- 0	HOME	0- 0	1- 1	8- 0				
5- 3	0- 0	0- 1	AWAY	1- 0	0- 2	4- 0				
1- 1	0- 0	0- 0	NEUTRAL	1- 1	0- 0	0- 0				
6- 3	0- 0	0- 0	NON-CONFERENCE	2- 1	0- 2	4- 0				
4- 1	0- 0	0- 0	HOME	0- 0	0- 1	4- 0				
1- 1	0- 0	0- 0	AWAY	1- 0	0- 1	0- 0				
1- 1	0- 0	0- 0	NEUTRAL	1- 1	0- 0	0- 0				
9- 2	0- 0	0- 1	CONFERENCE	0- 0	1- 1	8- 0				
5- 0	0- 0	0- 0	HOME	0- 0	1- 0	4- 0				
4- 2	0- 0	0- 1	AWAY	0- 0	0- 1	4- 0				
0- 0	0- 0	0- 0	NEUTRAL	0- 0	0- 0	0- 0				

RPI 1-25				RPI 26-50				RPI 51-100				Team's RPI: 73	RPI 101+			
RPI	S	Opponent	Score	RPI	S	Opponent	Score	RPI	S	Opponent	Score		RPI	S	Opponent	Score
				33	A	Fresno St.	49 53	66	N	BYU	58 69		101	H	Hawaii	58 63
								68	N	TCU	76 62		124	A	Colorado	81 87
								74	A	Drake	69 56		132	A	Boise St.	65 75
													132	H	Boise St.	83 82
													154	H	New Mexico	44 38
													157	H	Cal Poly	65 63
													194	H	Fla. Atlantic	59 46
													204	A	San Diego St.	49 36
													218	H	San Jose St.	77 59
													223	A	Wyoming	58 55
													223	H	Wyoming	67 58
													261	A	UNLV	55 43
													269	A	Nevada	59 58
													310	H	Illinois St.	70 49
													312	H	Denver	81 61
													347	H	Air Force	62 42
LAST 12 Division I GAMES:																
				261	A	UNLV	55 43						269	A	Nevada	59 58
				223	H	Wyoming	67 58						347	H	Air Force	62 42
				33	A	Fresno St.	49 53						223	A	Wyoming	58 55
				132	H	Boise St.	83 82						154	H	New Mexico	44 38
				204	A	San Diego St.	49 36						132	A	Boise St.	65 75
				218	H	San Jose St.	77 59						157	H	Cal Poly	65 63

Non-Div I Games: South Dakota Mines 75 39 Colorado Mines 99 45

Colorado St.

Loss, Non-Conf, S Site, H Home A Away N Neutral

Average RPI Win:	260	WON-LOST	WINNING	LAST 10	STRENGTH OF	OPP. STRENGTH	TEAM	ADJ.	CONF.	ADJ CONF.
Average RPI Loss:	175	RECORD	PCT. RANK	GAMES	SCHEDULE	OF SCHEDULE	RPI	RPI	RPI	RPI
DIV. I ONLY	6- 14	283	2- 8	245	264	291	291	9	9	
DIV. I NON-CONF.	6- 8	197	3- 3	335	333	316	316	11	11	
TOTALS	RPI 1-25	RPI 26-50	W-L RECORDS	RPI 51-100	RPI 101-150	RPI 150+				
6- 14	0- 1	0- 0	OVERALL	0- 3	1- 3	5- 7				
5- 5	0- 0	0- 0	HOME	0- 1	1- 1	4- 3				
1- 9	0- 1	0- 0	AWAY	0- 2	0- 2	1- 4				
0- 0	0- 0	0- 0	NEUTRAL	0- 0	0- 0	0- 0				
6- 8	0- 0	0- 0	NON-CONFERENCE	0- 0	1- 2	5- 6				
5- 4	0- 0	0- 0	HOME	0- 0	1- 1	4- 3				
1- 4	0- 0	0- 0	AWAY	0- 0	0- 1	1- 3				
0- 0	0- 0	0- 0	NEUTRAL	0- 0	0- 0	0- 0				
0- 6	0- 1	0- 0	CONFERENCE	0- 3	0- 1	0- 1				
0- 1	0- 0	0- 0	HOME	0- 1	0- 0	0- 0				
0- 5	0- 1	0- 0	AWAY	0- 2	0- 1	0- 1				
0- 0	0- 0	0- 0	NEUTRAL	0- 0	0- 0	0- 0				

RPI 1-25				RPI 26-50				RPI 51-100				RPI 101+ Team's RPI: 291			
RPI	S	Opponent	Score	RPI	S	Opponent	Score	RPI	S	Opponent	Score	RPI	S	Opponent	Score
18	A	Princeton	44 83					88	A	Cornell	39 59	103	A	Yale	47 55
								88	H	Cornell	42 46	123	H	Rhode Island	79 69
								90	A	Penn	57 78	128	H	Kennesaw St.	62 66
												145	A	San Francisco	65 70
												201	A	Stony Brook	68 82
												207	H	Lafayette	72 65
												218	A	San Jose St.	76 119
												229	A	Brown	76 85
												240	H	UMass Lowell	59 69
												287	H	UMBC	66 76
												292	H	Portland St.	66 71
												295	A	NJIT	45 38
												301	H	LIU Brooklyn	54 45
												311	H	Bradley	81 74
												324	H	Fairleigh Dickinson	72 55
												325	A	Wagner	86 97
LAST 12 Division I GAMES:															
90	A	Penn	57 78	295	A	NJIT	45 38								
18	A	Princeton	44 83	324	H	Fairleigh Dickinson	72 55								
229	A	Brown	76 85	325	A	Wagner	86 97								
103	A	Yale	47 55	292	H	Portland St.	66 71								
88	H	Cornell	42 46	301	H	LIU Brooklyn	54 45								
88	A	Cornell	39 59	287	H	UMBC	66 76								

Non-Div I Games:

Columbia

■ Loss, 
 ■ Non-Conf, 
 ■ S Site, 
 ■ Home 
 ■ A Away 
 N Neutral

Average RPI Win:	308	WON-LOST	WINNING	LAST 10	STRENGTH OF	OPP. STRENGTH	TEAM	ADJ.	CONF.	ADJ CONF.
Average RPI Loss:	199	RECORD	PCT. RANK	GAMES	SCHEDULE	OF SCHEDULE	RPI	RPI	RPI	RPI
DIV. I ONLY	2- 17	340	2- 8	283	294	337	337	31	31	
DIV. I NON-CONF.	0- 10	339	0- 3	104	88	311	311	29	29	
TOTALS	RPI 1-25	RPI 26-50	W-L RECORDS	RPI 51-100	RPI 101-150	RPI 150+				
2- 17	0- 1	0- 1	OVERALL	0- 3	0- 1	2- 11				
1- 6	0- 1	0- 0	HOME	0- 0	0- 1	1- 4				
1- 11	0- 0	0- 1	AWAY	0- 3	0- 0	1- 7				
0- 0	0- 0	0- 0	NEUTRAL	0- 0	0- 0	0- 0				
0- 10	0- 1	0- 1	NON-CONFERENCE	0- 3	0- 1	0- 4				
0- 3	0- 1	0- 0	HOME	0- 0	0- 1	0- 1				
0- 7	0- 0	0- 1	AWAY	0- 3	0- 0	0- 3				
0- 0	0- 0	0- 0	NEUTRAL	0- 0	0- 0	0- 0				
2- 7	0- 0	0- 0	CONFERENCE	0- 0	0- 0	2- 7				
1- 3	0- 0	0- 0	HOME	0- 0	0- 0	1- 3				
1- 4	0- 0	0- 0	AWAY	0- 0	0- 0	1- 4				
0- 0	0- 0	0- 0	NEUTRAL	0- 0	0- 0	0- 0				

RPI 1-25				RPI 26-50				RPI 51-100				RPI 101+ Team's RPI: 337			
RPI	S	Opponent	Score	RPI	S	Opponent	Score	RPI	S	Opponent	Score	RPI	S	Opponent	Score
4	H	Maryland	51 110	36	A	Georgia	29 49	53	A	Miami (FL)	54 70	120	H	VCU	52 63
								64	A	West Virginia	43 83	177	A	Wake Forest	54 65
								80	A	North Carolina St.	61 81	199	H	Robert Morris	58 75
												219	A	N.C. A&T	49 67
												262	H	Bethune-Cookman	58 61
												277	A	Norfolk St.	58 56
												279	H	South Carolina St.	58 68
												283	H	Morgan St.	53 62
												287	A	UMBC	65 78
												304	A	Mt. St. Mary's	65 81
												332	A	N.C. Central	58 59
												338	H	Florida A&M	70 65
												340	A	UMES	58 66
												341	A	Howard	66 68
LAST 12 Division I GAMES:															
279	H	South Carolina St.	58 68	262	H	Bethune-Cookman	58 61								
283	H	Morgan St.	53 62	341	A	Howard	66 68								
340	A	UMES	58 66	277	A	Norfolk St.	58 56								
219	A	N.C. A&T	49 67	120	H	VCU	52 63								
332	A	N.C. Central	58 59	4	H	Maryland	51 110								
338	H	Florida A&M	70 65	53	A	Miami (FL)	54 70								

Non-Div I Games: Virginia Union 68 54

Coppin St.

■ Loss, 
 ■ Non-Conf, 
 ■ S Site, 
 ■ H Home 
 ■ A Away 
 N Neutral

Average RPI Win:	215	WON-LOST	WINNING	LAST 10	STRENGTH OF	OPP. STRENGTH	TEAM	ADJ.	CONF.	ADJ CONF.
Average RPI Loss:	94	RECORD	PCT. RANK	GAMES	SCHEDULE	OF SCHEDULE	RPI	RPI	RPI	RPI
DIV. I ONLY	13- 7	89	7- 3	153	168	88	88	9	9	
DIV. I NON-CONF.	9- 5	102	5- 1	209	190	126	126	11	11	
TOTALS	RPI 1-25	RPI 26-50	W-L RECORDS	RPI 51-100	RPI 101-150	RPI 150+				
13- 7	0- 1	0- 1	OVERALL	2- 1	2- 3	9- 1				
6- 2	0- 0	0- 0	HOME	1- 0	2- 2	3- 0				
7- 5	0- 1	0- 1	AWAY	1- 1	0- 1	6- 1				
0- 0	0- 0	0- 0	NEUTRAL	0- 0	0- 0	0- 0				
9- 5	0- 0	0- 1	NON-CONFERENCE	1- 1	2- 2	6- 1				
5- 2	0- 0	0- 0	HOME	1- 0	2- 2	2- 0				
4- 3	0- 0	0- 1	AWAY	0- 1	0- 0	4- 1				
0- 0	0- 0	0- 0	NEUTRAL	0- 0	0- 0	0- 0				
4- 2	0- 1	0- 0	CONFERENCE	1- 0	0- 1	3- 0				
1- 0	0- 0	0- 0	HOME	0- 0	0- 0	1- 0				
3- 2	0- 1	0- 0	AWAY	1- 0	0- 1	2- 0				
0- 0	0- 0	0- 0	NEUTRAL	0- 0	0- 0	0- 0				

RPI 1-25				RPI 26-50				RPI 51-100				RPI 101+			
RPI	S	Opponent	Score	RPI	S	Opponent	Score	RPI	S	Opponent	Score	RPI	S	Opponent	Score
18	A	Princeton	47 75	26	A	Syracuse	59 76	65	H	Youngstown St.	75 63	103	A	Yale	53 60
								84	A	Drexel	53 62	131	H	Hartford	46 48
								90	A	Penn	60 49	137	H	Marshall	58 49
												140	H	Buffalo	58 65
												144	H	Bryant	66 64
												156	A	Bucknell	51 59
												162	A	Fairfield	58 47
												199	H	Robert Morris	70 59
												229	A	Brown	65 52
												252	A	Loyola Maryland	79 61
												276	A	Colgate	74 66
												291	A	Columbia	46 42
												291	H	Columbia	59 39
												317	A	Vermont	90 87
												341	H	Howard	75 56
LAST 12 Division I GAMES:															
18	A	Princeton	47 75	341	H	Howard	75 56								
90	A	Penn	60 49	65	H	Youngstown St.	75 63								
103	A	Yale	53 60	317	A	Vermont	90 87								
229	A	Brown	65 52	26	A	Syracuse	59 76								
291	A	Columbia	46 42	252	A	Loyola Maryland	79 61								
291	H	Columbia	59 39	199	H	Robert Morris	70 59								

Non-Div I Games:

Cornell

Creighton

Through Games Of Feb. 8, 2015

Average RPI Win:	167	WON-LOST	WINNING	LAST 10	STRENGTH OF	OPP. STRENGTH	TEAM	ADJ.	CONF.	ADJ CONF.
Average RPI Loss:	67	RECORD	PCT. RANK	GAMES	SCHEDULE	OF SCHEDULE	RPI	RPI	RPI	RPI
DIV. I ONLY	14- 10	125	6- 4	35	74	60	60	10	10	
DIV. I NON-CONF.	7- 4	107	0- 0	27	25	37	37	9	9	
TOTALS	RPI 1-25	RPI 26-50	W-L RECORDS	RPI 51-100	RPI 101-150	RPI 150+				
14- 10	0- 2	1- 3	OVERALL	4- 3	2- 1	7- 1				
7- 4	0- 0	0- 2	HOME	2- 2	1- 0	4- 0				
6- 6	0- 2	1- 1	AWAY	2- 1	1- 1	2- 1				
1- 0	0- 0	0- 0	NEUTRAL	0- 0	0- 0	1- 0				
7- 4	0- 2	0- 2	NON-CONFERENCE	3- 0	1- 0	3- 0				
4- 1	0- 0	0- 1	HOME	2- 0	0- 0	2- 0				
2- 3	0- 2	0- 1	AWAY	1- 0	1- 0	0- 0				
1- 0	0- 0	0- 0	NEUTRAL	0- 0	0- 0	1- 0				
7- 6	0- 0	1- 1	CONFERENCE	1- 3	1- 1	4- 1				
3- 3	0- 0	0- 1	HOME	0- 2	1- 0	2- 0				
4- 3	0- 0	1- 0	AWAY	1- 1	0- 1	2- 1				
0- 0	0- 0	0- 0	NEUTRAL	0- 0	0- 0	0- 0				

RPI 1-25				RPI 26-50				RPI 51-100 Team's RPI: 60				RPI 101+			
RPI	S	Opponent	Score	RPI	S	Opponent	Score	RPI	S	Opponent	Score	RPI	S	Opponent	Score
8	A	UConn	60 96	30	H	Nebraska	57 60	57	A	DePaul	71 96	113	A	UNI	58 56
17	A	California	69 94	43	A	Seton Hall	81 73	63	A	South Dakota St.	88 81	125	A	Butler	58 63
				43	H	Seton Hall	74 79	70	H	Kansas	84 81	125	H	Butler	62 55
				48	A	Wichita St.	56 65	74	H	Drake	93 71	173	A	Xavier	65 66
								83	A	St. John's (NY)	75 50	173	H	Xavier	74 65
								83	H	St. John's (NY)	38 61	233	A	Providence	65 54
								87	H	Villanova	61 65	239	H	Utah	64 56
												258	N	Cincinnati	63 52
												266	A	Marquette	93 75
												278	H	Georgetown	76 61
												320	H	Omaha	67 50
LAST 12 Division I GAMES:															
43	A	Seton Hall	81 73	233	A	Providence	65 54								
83	A	St. John's (NY)	75 50	83	H	St. John's (NY)	38 61								
125	H	Butler	62 55	87	H	Villanova	61 65								
173	H	Xavier	74 65	125	A	Butler	58 63								
266	A	Marquette	93 75	173	A	Xavier	65 66								
57	A	DePaul	71 96	278	H	Georgetown	76 61								

Non-Div I Games:

Creighton

Loss, Non-Conf, S Site, H Home A Away N Neutral

Average RPI Win:	212	WON-LOST	WINNING	LAST 10	STRENGTH OF	OPP. STRENGTH	TEAM	ADJ.	CONF.	ADJ CONF.
Average RPI Loss:	138	RECORD	PCT. RANK	GAMES	SCHEDULE	OF SCHEDULE	RPI	RPI	RPI	RPI
DIV. I ONLY	10- 10	169	5- 5	166	188	174	174	9	9	
DIV. I NON-CONF.	9- 5	102	4- 2	239	264	114	114	11	11	
TOTALS	RPI 1-25	RPI 26-50	W-L RECORDS	RPI 51-100	RPI 101-150	RPI 150+				
10- 10	0- 1	0- 0	OVERALL	0- 3	2- 2	8- 4				
5- 5	0- 1	0- 0	HOME	0- 1	1- 1	4- 2				
4- 5	0- 0	0- 0	AWAY	0- 2	1- 1	3- 2				
1- 0	0- 0	0- 0	NEUTRAL	0- 0	0- 0	1- 0				
9- 5	0- 0	0- 0	NON-CONFERENCE	0- 2	2- 1	7- 2				
5- 0	0- 0	0- 0	HOME	0- 0	1- 0	4- 0				
3- 5	0- 0	0- 0	AWAY	0- 2	1- 1	2- 2				
1- 0	0- 0	0- 0	NEUTRAL	0- 0	0- 0	1- 0				
1- 5	0- 1	0- 0	CONFERENCE	0- 1	0- 1	1- 2				
0- 5	0- 1	0- 0	HOME	0- 1	0- 1	0- 2				
1- 0	0- 0	0- 0	AWAY	0- 0	0- 0	1- 0				
0- 0	0- 0	0- 0	NEUTRAL	0- 0	0- 0	0- 0				

RPI S	Opponent	Score	RPI S	Opponent	Score	RPI S	Opponent	Score	RPI S	Opponent	Score	Team's RPI: 174
18	H Princeton	65 83				77	A San Diego	53 78	103	H Yale	46 60	
						82	A Maine	38 53	113	A UNI	46 62	
						90	H Penn	39 55	123	A Rhode Island	54 44	
									131	H Hartford	49 43	
									157	A Cal Poly	74 61	
									159	A Harvard	76 61	
									159	H Harvard	69 75	
									188	H Holy Cross	69 53	
									193	A New Hampshire	44 60	
									229	H Brown	47 50	
									236	H Oakland	59 54	
									247	A Niagara	76 70	
									293	N Kent St.	60 49	
									294	H Loyola Chicago	70 58	
									295	H NJIT	68 63	
									317	A Vermont	63 68	
LAST 12 Division I GAMES:												
229	H Brown	47 50	236	H Oakland	59 54							
103	H Yale	46 60	123	A Rhode Island	54 44							
18	H Princeton	65 83	247	A Niagara	76 70							
90	H Penn	39 55	294	H Loyola Chicago	70 58							
159	H Harvard	69 75	193	A New Hampshire	44 60							
159	A Harvard	76 61	113	A UNI	46 62							

Non-Div I Games:

Dartmouth

■ Loss, 
 ■ Non-Conf, 
 ■ S Site, 
 ■ H Home 
 ■ A Away 
 N Neutral

Average RPI Win:	209	WON-LOST	WINNING	LAST 10	STRENGTH OF	OPP. STRENGTH	TEAM	ADJ.	CONF.	ADJ CONF.
Average RPI Loss:	121	RECORD	PCT. RANK	GAMES	SCHEDULE	OF SCHEDULE	RPI	RPI	RPI	RPI
DIV. I ONLY	5- 19	310	1- 9	59	129	234	234	6	6	
DIV. I NON-CONF.	4- 9	243	0- 1	130	237	225	225	6	6	
TOTALS	RPI 1-25	RPI 26-50	W-L RECORDS	RPI 51-100	RPI 101-150	RPI 150+				
5- 19	0- 3	0- 1	OVERALL	1- 5	0- 4	4- 6				
2- 9	0- 2	0- 0	HOME	0- 3	0- 2	2- 2				
3- 9	0- 1	0- 1	AWAY	1- 2	0- 2	2- 3				
0- 1	0- 0	0- 0	NEUTRAL	0- 0	0- 0	0- 1				
4- 9	0- 1	0- 1	NON-CONFERENCE	1- 2	0- 1	3- 4				
2- 3	0- 1	0- 0	HOME	0- 1	0- 0	2- 1				
2- 5	0- 0	0- 1	AWAY	1- 1	0- 1	1- 2				
0- 1	0- 0	0- 0	NEUTRAL	0- 0	0- 0	0- 1				
1- 10	0- 2	0- 0	CONFERENCE	0- 3	0- 3	1- 2				
0- 6	0- 1	0- 0	HOME	0- 2	0- 2	0- 1				
1- 4	0- 1	0- 0	AWAY	0- 1	0- 1	1- 1				
0- 0	0- 0	0- 0	NEUTRAL	0- 0	0- 0	0- 0				

RPI 1-25				RPI 26-50				RPI 51-100				RPI 101+ Team's RPI: 234			
RPI	S	Opponent	Score	RPI	S	Opponent	Score	RPI	S	Opponent	Score	RPI	S	Opponent	Score
14	H	Dayton	51 <b>67</b>	37	A	Rutgers	44 <b>100</b>	61	A	Duquesne	47 <b>83</b>	112	A	Furman	60 <b>67</b>
15	A	George Washington	35 <b>52</b>					75	H	Fordham	45 <b>66</b>	117	H	Saint Joseph's	52 <b>57</b>
21	H	James Madison	57 <b>73</b>					80	A	North Carolina St.	66 <b>82</b>	120	A	VCU	53 <b>62</b>
								93	H	Southern California	64 <b>99</b>	123	H	Rhode Island	62 <b>71</b>
								95	H	Richmond	48 <b>56</b>	164	A	Saint Louis	53 50
								97	A	Virginia	67 57	181	H	La Salle	54 <b>63</b>
												182	H	High Point	76 57
												195	A	Charlotte	51 <b>86</b>
												215	A	Winthrop	60 <b>75</b>
												216	A	George Mason	60 <b>63</b>
												219	H	N.C. A&T	57 <b>62</b>
												297	A	Gardner-Webb	68 67
												304	H	Mt. St. Mary's	67 62
												316	N	Miami (OH)	58 <b>59</b>
LAST 12 Division I GAMES:															
216	A	George Mason	60 <b>63</b>	164	A	Saint Louis	53 50								
15	A	George Washington	35 <b>52</b>	120	A	VCU	53 <b>62</b>								
117	H	Saint Joseph's	52 <b>57</b>	123	H	Rhode Island	62 <b>71</b>								
75	H	Fordham	45 <b>66</b>	14	H	Dayton	51 <b>67</b>								
61	A	Duquesne	47 <b>83</b>	181	H	La Salle	54 <b>63</b>								
95	H	Richmond	48 <b>56</b>	316	N	Miami (OH)	58 <b>59</b>								

Non-Div I Games:

Davidson

■ Loss, 
 ■ Non-Conf, 
 ■ S Site, 
 ■ H Home 
 ■ A Away 
 N Neutral

Average RPI Win:	127	WON-LOST	WINNING	LAST 10	STRENGTH OF	OPP. STRENGTH	TEAM	ADJ.	CONF.	ADJ CONF.
Average RPI Loss:	27	RECORD	PCT. RANK	GAMES	SCHEDULE	OF SCHEDULE	RPI	RPI	RPI	RPI
DIV. I ONLY	17- 5	37	8- 2	19	56	14	14	6	6	
DIV. I NON-CONF.	9- 3	60	2- 0	18	12	9	9	6	6	
TOTALS	RPI 1-25	RPI 26-50	W-L RECORDS	RPI 51-100	RPI 101-150	RPI 150+				
17- 5	0- 3	2- 1	OVERALL	3- 1	7- 0	5- 0				
8- 1	0- 1	1- 0	HOME	2- 0	3- 0	2- 0				
8- 4	0- 2	1- 1	AWAY	1- 1	4- 0	2- 0				
1- 0	0- 0	0- 0	NEUTRAL	0- 0	0- 0	1- 0				
9- 3	0- 1	2- 1	NON-CONFERENCE	1- 1	4- 0	2- 0				
5- 0	0- 0	1- 0	HOME	1- 0	2- 0	1- 0				
3- 3	0- 1	1- 1	AWAY	0- 1	2- 0	0- 0				
1- 0	0- 0	0- 0	NEUTRAL	0- 0	0- 0	1- 0				
8- 2	0- 2	0- 0	CONFERENCE	2- 0	3- 0	3- 0				
3- 1	0- 1	0- 0	HOME	1- 0	1- 0	1- 0				
5- 1	0- 1	0- 0	AWAY	1- 0	2- 0	2- 0				
0- 0	0- 0	0- 0	NEUTRAL	0- 0	0- 0	0- 0				

RPI 1-25				RPI 26-50				RPI 51-100				RPI 101+			
RPI	S	Opponent	Score	RPI	S	Opponent	Score	RPI	S	Opponent	Score	RPI	S	Opponent	Score
6	A	Iowa	83 90	27	H	Green Bay	72 66	59	A	Washington St.	60 76	104	A	Wright St.	79 76
15	A	George Washington	56 67	41	A	Gonzaga	65 75	61	H	Duquesne	78 67	109	A	Central Mich.	98 89
15	H	George Washington	66 69	46	A	Vanderbilt	71 67	86	H	Purdue	63 61	109	H	Central Mich.	86 76
								95	A	Richmond	76 62	120	A	VCU	75 56
												123	H	Rhode Island	77 33
												141	A	St. Bonaventure	86 70
												142	H	Toledo	79 57
												152	N	UT Martin	78 47
												164	H	Saint Louis	87 72
												216	A	George Mason	84 73
												233	H	Providence	72 56
												234	A	Davidson	67 51
LAST 12 Division I GAMES:															
15	A	George Washington	56 67	141	A	St. Bonaventure	86 70								
216	A	George Mason	84 73	61	H	Duquesne	78 67								
164	H	Saint Louis	87 72	234	A	Davidson	67 51								
95	A	Richmond	76 62	15	H	George Washington	66 69								
120	A	VCU	75 56	109	A	Central Mich.	98 89								
123	H	Rhode Island	77 33	27	H	Green Bay	72 66								

Non-Div I Games:

Dayton

■ Loss, 
 ■ Non-Conf, 
 ■ S Site, 
 ■ H Home 
 ■ A Away 
 N Neutral



Average RPI Win:	<b>192</b>	WON-LOST	WINNING	LAST 10	STRENGTH OF	OPP. STRENGTH	TEAM	ADJ.	CONF.	ADJ CONF.
Average RPI Loss:	<b>35</b>	RECORD	PCT. RANK	GAMES	SCHEDULE	OF SCHEDULE	RPI	RPI	RPI	RPI
DIV. I ONLY	<b>19- 6</b>	<b>41</b>	<b>9- 1</b>	<b>140</b>	<b>71</b>	<b>57</b>	<b>57</b>	<b>10</b>	<b>10</b>	
DIV. I NON-CONF.	<b>8- 4</b>	<b>92</b>	<b>0- 0</b>	<b>144</b>	<b>46</b>	<b>98</b>	<b>98</b>	<b>9</b>	<b>9</b>	
TOTALS	RPI 1-25	RPI 26-50	W-L RECORDS	RPI 51-100	RPI 101-150	RPI 150+				
19- 6	0- 3	0- 2	OVERALL	5- 1	2- 0	12- 0				
11- 3	0- 2	0- 1	HOME	4- 0	1- 0	6- 0				
8- 3	0- 1	0- 1	AWAY	1- 1	1- 0	6- 0				
0- 0	0- 0	0- 0	NEUTRAL	0- 0	0- 0	0- 0				
8- 4	0- 3	0- 1	NON-CONFERENCE	2- 0	0- 0	6- 0				
5- 3	0- 2	0- 1	HOME	2- 0	0- 0	3- 0				
3- 1	0- 1	0- 0	AWAY	0- 0	0- 0	3- 0				
0- 0	0- 0	0- 0	NEUTRAL	0- 0	0- 0	0- 0				
11- 2	0- 0	0- 1	CONFERENCE	3- 1	2- 0	6- 0				
6- 0	0- 0	0- 0	HOME	2- 0	1- 0	3- 0				
5- 2	0- 0	0- 1	AWAY	1- 1	1- 0	3- 0				
0- 0	0- 0	0- 0	NEUTRAL	0- 0	0- 0	0- 0				

RPI 1-25				RPI 26-50				RPI 51-100 Team's RPI: 57				RPI 101+			
RPI	S	Opponent	Score	RPI	S	Opponent	Score	RPI	S	Opponent	Score	RPI	S	Opponent	Score
3	H	Notre Dame	93 <b>94</b>	43	A	Seton Hall	87 <b>107</b>	60	H	Creighton	96 71	125	A	Butler	83 65
8	A	UConn	64 <b>98</b>	44	H	Northwestern	91 <b>97</b>	63	H	South Dakota St.	84 62	125	H	Butler	92 76
24	H	Texas A&M	68 <b>76</b>					83	A	St. John's (NY)	84 75	154	H	New Mexico	97 59
								87	A	Villanova	76 <b>79</b>	173	A	Xavier	87 63
								87	H	Villanova	49 47	173	H	Xavier	84 61
								91	H	Hampton	86 67	211	H	Tex.-Pan American	93 70
												233	H	Providence	90 42
												266	A	Marquette	101 67
												278	A	Georgetown	105 85
												278	H	Georgetown	93 52
												294	A	Loyola Chicago	109 84
												310	A	Illinois St.	99 62
												311	H	Bradley	101 77
												339	A	Chicago St.	87 34
LAST 12 Division I GAMES:															
173	A	Xavier	87 63	43	A	Seton Hall	87 <b>107</b>	83	A	St. John's (NY)	84 75	173	H	Xavier	84 61
125	A	Butler	83 65	83	A	St. John's (NY)	84 75	266	A	Marquette	101 67	278	A	Georgetown	105 85
87	H	Villanova	49 47	173	H	Xavier	84 61	87	A	Villanova	76 <b>79</b>				
278	H	Georgetown	93 52												
233	H	Providence	90 42												
60	H	Creighton	96 71												

Non-Div I Games:

DePaul

RPI 1-25				RPI 26-50				RPI 51-100				RPI 101+ Team's RPI: 200			
RPI	S	Opponent	Score	RPI	S	Opponent	Score	RPI	S	Opponent	Score	RPI	S	Opponent	Score
18	H	Princeton	59 87					62	A	East Carolina	60 89	107	H	Marist	70 60
								75	H	Fordham	44 49	118	A	Hofstra	73 62
								84	A	Drexel	56 61	118	H	Hofstra	64 53
								94	H	Elon	50 60	139	H	William & Mary	48 50
												143	A	Temple	69 58
												156	H	Bucknell	58 56
												171	N	Northern Ky.	58 63
												207	A	Lafayette	52 63
												217	A	Towson	49 56
												217	H	Towson	72 54
												258	A	Cincinnati	59 67
												270	A	Col. of Charleston	49 55
												270	H	Col. of Charleston	80 49
												272	H	UNCW	69 60
												275	H	Rider	68 53
												280	A	Northeastern	54 48
												280	H	Northeastern	70 61
												317	A	Vermont	68 46
LAST 12 Division I GAMES:															
272	H	UNCW	69 60	139	H	William & Mary	48 50								
280	H	Northeastern	70 61	118	H	Hofstra	64 53								
118	A	Hofstra	73 62	280	A	Northeastern	54 48								
217	H	Towson	72 54	217	A	Towson	49 56								
84	A	Drexel	56 61	270	A	Col. of Charleston	49 55								
270	H	Col. of Charleston	80 49	94	H	Elon	50 60								

Delaware

Page 66

Average RPI Win:	<b>299</b>	WON-LOST	WINNING	LAST 10	STRENGTH OF	OPP. STRENGTH	TEAM	ADJ.	CONF.	ADJ CONF.
Average RPI Loss:	<b>222</b>	RECORD	PCT. RANK	GAMES	SCHEDULE	OF SCHEDULE	RPI	RPI	RPI	RPI
DIV. I ONLY	3- 16	327	3- 6	324	334	336	336	31	31	
DIV. I NON-CONF.	1- 10	330	1- 2	301	275	332	332	29	29	
TOTALS	RPI 1-25	RPI 26-50	W-L RECORDS	RPI 51-100	RPI 101-150	RPI 150+				
3- 16	0- 0	0- 1	OVERALL	0- 1	0- 1	3- 13				
1- 3	0- 0	0- 0	HOME	0- 0	0- 0	1- 3				
2- 10	0- 0	0- 1	AWAY	0- 1	0- 1	2- 7				
0- 3	0- 0	0- 0	NEUTRAL	0- 0	0- 0	0- 3				
1- 10	0- 0	0- 1	NON-CONFERENCE	0- 1	0- 1	1- 7				
0- 0	0- 0	0- 0	HOME	0- 0	0- 0	0- 0				
1- 7	0- 0	0- 1	AWAY	0- 1	0- 1	1- 4				
0- 3	0- 0	0- 0	NEUTRAL	0- 0	0- 0	0- 3				
2- 6	0- 0	0- 0	CONFERENCE	0- 0	0- 0	2- 6				
1- 3	0- 0	0- 0	HOME	0- 0	0- 0	1- 3				
1- 3	0- 0	0- 0	AWAY	0- 0	0- 0	1- 3				
0- 0	0- 0	0- 0	NEUTRAL	0- 0	0- 0	0- 0				

RPI 1-25			RPI 26-50			RPI 51-100			RPI 101+			Team's RPI: 336
RPI	S	Opponent	Score	RPI	S	Opponent	Score	RPI	S	Opponent	Score	
				32	A	Pittsburgh	58 <b>93</b>	97	A	Virginia	62 <b>100</b>	
								109	A	Central Mich.	63 <b>91</b>	
								171	N	Northern Ky.	55 <b>76</b>	
								179	H	Savannah St.	45 <b>76</b>	
								216	A	George Mason	91 <b>110</b>	
								219	A	N.C. A&T	38 <b>79</b>	
								224	N	Northern Ill.	59 <b>79</b>	
								249	A	Detroit	52 <b>74</b>	
								261	A	UNLV	78 <b>91</b>	
								262	H	Bethune-Cookman	72 <b>71</b>	
								279	A	South Carolina St.	62 <b>64</b>	
								279	H	South Carolina St.	60 <b>65</b>	
								283	H	Morgan St.	56 <b>64</b>	
								295	A	NJIT	56 <b>54</b>	
								304	A	Mt. St. Mary's	64 <b>73</b>	
								323	N	Binghamton	84 <b>90</b>	
								332	A	N.C. Central	59 <b>66</b>	
								341	A	Howard	58 <b>50</b>	
LAST 12 Division I GAMES:												
				262	H	Bethune-Cookman	72 <b>71</b>					
				295	A	NJIT	56 <b>54</b>					
				279	A	South Carolina St.	62 <b>64</b>					
				332	A	N.C. Central	59 <b>66</b>					
				219	A	N.C. A&T	38 <b>79</b>					
				179	H	Savannah St.	45 <b>76</b>					
								279	H	South Carolina St.	60 <b>65</b>	
								341	A	Howard	58 <b>50</b>	
								283	H	Morgan St.	56 <b>64</b>	
								32	A	Pittsburgh	58 <b>93</b>	
								249	A	Detroit	52 <b>74</b>	
								109	A	Central Mich.	63 <b>91</b>	

Non-Div I Games: Wilmington (DE) 74 44 Millersville 71 60

Delaware St.

■ Loss, 
 ■ Non-Conf, 
 ■ S Site, 
 ■ Home 
 ■ A Away 
 N Neutral

D  
e  
n  
v  
e  
r

D  
e  
n  
v  
e  
r

Denver

Page 68

Average RPI Win: <b>209</b>	WON-LOST	WINNING	LAST 10	STRENGTH OF	OPP. STRENGTH	TEAM	ADJ.	CONF.	ADJ CONF.
Average RPI Loss: <b>159</b>	RECORD	PCT. RANK	GAMES	SCHEDULE	OF SCHEDULE	RPI	RPI	RPI	RPI
DIV. I ONLY	6- 13	271	3- 7	188	206	249	249	12	12
DIV. I NON-CONF.	3- 8	263	1- 3	262	247	273	273	13	13
TOTALS	RPI 1-25	RPI 26-50	W-L RECORDS	RPI 51-100	RPI 101-150	RPI 150+			
6- 13	0- 0	0- 2	OVERALL	1- 2	1- 3	4- 6			
3- 5	0- 0	0- 1	HOME	0- 1	0- 1	3- 2			
3- 7	0- 0	0- 1	AWAY	1- 1	1- 2	1- 3			
0- 1	0- 0	0- 0	NEUTRAL	0- 0	0- 0	0- 1			
3- 8	0- 0	0- 1	NON-CONFERENCE	0- 2	1- 1	2- 4			
1- 2	0- 0	0- 0	HOME	0- 1	0- 1	1- 0			
2- 5	0- 0	0- 1	AWAY	0- 1	1- 0	1- 3			
0- 1	0- 0	0- 0	NEUTRAL	0- 0	0- 0	0- 1			
3- 5	0- 0	0- 1	CONFERENCE	1- 0	0- 2	2- 2			
2- 3	0- 0	0- 1	HOME	0- 0	0- 0	2- 2			
1- 2	0- 0	0- 0	AWAY	1- 0	0- 2	0- 0			
0- 0	0- 0	0- 0	NEUTRAL	0- 0	0- 0	0- 0			

RPI S	Opponent	Score	RPI S	Opponent	Score	RPI S	Opponent	Score	RPI S	Opponent	Score	Team's RPI: 249
27	H Green Bay	58 <b>75</b>	52	A Ohio	57 <b>60</b>	104	A Wright St.	57 <b>76</b>				
45	A Michigan	57 <b>76</b>	65	A Youngstown St.	59 58	115	A Cleveland St.	65 <b>71</b>				
			78	H Western Mich.	57 <b>71</b>	141	H St. Bonaventure	56 <b>68</b>				
						142	A Toledo	83 72				
						175	A Eastern Mich.	71 <b>75</b>				
						176	H Ill.-Chicago	70 65				
						236	H Oakland	73 62				
						247	A Niagara	49 <b>71</b>				
						255	H Valparaiso	68 <b>74</b>				
						258	A Cincinnati	38 <b>70</b>				
						271	H Milwaukee	68 <b>84</b>				
						300	A IPFW	81 74				
						305	N Southeast Mo. St.	51 <b>61</b>				
						336	H Delaware St.	74 52				
LAST 12 Division I GAMES:												
255	H Valparaiso	68 <b>74</b>	104	A Wright St.	57 <b>76</b>							
65	A Youngstown St.	59 58	271	H Milwaukee	68 <b>84</b>							
27	H Green Bay	58 <b>75</b>	175	A Eastern Mich.	71 <b>75</b>							
236	H Oakland	73 62	258	A Cincinnati	38 <b>70</b>							
115	A Cleveland St.	65 <b>71</b>	78	H Western Mich.	57 <b>71</b>							
176	H Ill.-Chicago	70 65	336	H Delaware St.	74 52							

Non-Div I Games: Madonna 76 47 Marygrove 88 46

Detroit

Loss, Non-Conf, S Site, H Home A Away N Neutral

## Drake

Through Games Of Feb. 8, 2015

Average RPI Win:	194	WON-LOST	WINNING	LAST 10	STRENGTH OF	OPP. STRENGTH	TEAM	ADJ.	CONF.	ADJ CONF.
Average RPI Loss:	81	RECORD	PCT. RANK	GAMES	SCHEDULE	OF SCHEDULE	RPI	RPI	RPI	RPI
DIV. I ONLY	14- 7	74	9- 1	127	116	74	74	18	18	
DIV. I NON-CONF.	4- 6	207	0- 1	14	67	87	87	15	15	
TOTALS	RPI 1-25	RPI 26-50	W-L RECORDS	RPI 51-100	RPI 101-150	RPI 150+				
14- 7	0- 1	1- 1	OVERALL	1- 3	4- 1	8- 1				
5- 3	0- 1	1- 0	HOME	0- 2	2- 0	2- 0				
8- 4	0- 0	0- 1	AWAY	0- 1	2- 1	6- 1				
1- 0	0- 0	0- 0	NEUTRAL	1- 0	0- 0	0- 0				
4- 6	0- 1	0- 1	NON-CONFERENCE	1- 3	1- 0	2- 1				
1- 3	0- 1	0- 0	HOME	0- 2	1- 0	0- 0				
2- 3	0- 0	0- 1	AWAY	0- 1	0- 0	2- 1				
1- 0	0- 0	0- 0	NEUTRAL	1- 0	0- 0	0- 0				
10- 1	0- 0	1- 0	CONFERENCE	0- 0	3- 1	6- 0				
4- 0	0- 0	1- 0	HOME	0- 0	1- 0	2- 0				
6- 1	0- 0	0- 0	AWAY	0- 0	2- 1	4- 0				
0- 0	0- 0	0- 0	NEUTRAL	0- 0	0- 0	0- 0				

RPI 1-25				RPI 26-50				RPI 51-100				RPI 101+			
RPI	S	Opponent	Score	RPI	S	Opponent	Score	RPI	S	Opponent	Score	RPI	S	Opponent	Score
6	H	Iowa	98 100	42	A	Iowa St.	67 84	60	A	Creighton	71 93	113	A	UNI	76 72
				48	H	Wichita St.	64 61	72	H	South Dakota	78 83	129	H	Wisconsin	89 77
								73	H	Colorado St.	56 69	133	A	Indiana St.	72 65
								75	N	Fordham	62 56	135	A	Southern Ill.	76 81
												135	H	Southern Ill.	81 66
												180	A	SIUE	60 74
												185	H	Missouri St.	94 89
												203	A	UTSA	69 61
												227	A	Idaho St.	80 66
												237	A	Evansville	79 62
												294	A	Loyola Chicago	86 60
												310	A	Illinois St.	70 47
												310	H	Illinois St.	86 51
												311	A	Bradley	80 47
LAST 12 Division I GAMES:															
310	A	Illinois St.	70 47	113	A	UNI	76 72								
135	A	Southern Ill.	76 81	135	H	Southern Ill.	81 66								
48	H	Wichita St.	64 61	310	H	Illinois St.	86 51								
185	H	Missouri St.	94 89	311	A	Bradley	80 47								
237	A	Evansville	79 62	294	A	Loyola Chicago	86 60								
133	A	Indiana St.	72 65	6	H	Iowa	98 100								

Non-Div I Games: Northwestern (IA) 102 58

Drake

■ Loss, 
 ■ Non-Conf, S Site, 
 ■ Home 
 ■ Away 
 N Neutral

Average RPI Win:	195	WON-LOST	WINNING	LAST 10	STRENGTH OF	OPP. STRENGTH	TEAM	ADJ.	CONF.	ADJ CONF.
Average RPI Loss:	69	RECORD	PCT. RANK	GAMES	SCHEDULE	OF SCHEDULE	RPI	RPI	RPI	RPI
DIV. I ONLY	14- 9	105	6- 4	83	86	84	84	13	13	
DIV. I NON-CONF.	6- 5	145	0- 0	78	50	79	79	10	10	
TOTALS	RPI 1-25	RPI 26-50	W-L RECORDS	RPI 51-100	RPI 101-150	RPI 150+				
14- 9	0- 3	0- 2	OVERALL	3- 1	3- 3	8- 0				
8- 3	0- 1	0- 0	HOME	2- 0	1- 2	5- 0				
4- 5	0- 2	0- 2	AWAY	1- 1	2- 0	1- 0				
2- 1	0- 0	0- 0	NEUTRAL	0- 0	0- 1	2- 0				
6- 5	0- 1	0- 2	NON-CONFERENCE	2- 1	1- 1	3- 0				
4- 0	0- 0	0- 0	HOME	2- 0	1- 0	1- 0				
0- 4	0- 1	0- 2	AWAY	0- 1	0- 0	0- 0				
2- 1	0- 0	0- 0	NEUTRAL	0- 0	0- 1	2- 0				
8- 4	0- 2	0- 0	CONFERENCE	1- 0	2- 2	5- 0				
4- 3	0- 1	0- 0	HOME	0- 0	0- 2	4- 0				
4- 1	0- 1	0- 0	AWAY	1- 0	2- 0	1- 0				
0- 0	0- 0	0- 0	NEUTRAL	0- 0	0- 0	0- 0				

RPI 1-25				RPI 26-50				RPI 51-100 Team's RPI: 84				RPI 101+			
RPI	S	Opponent	Score	RPI	S	Opponent	Score	RPI	S	Opponent	Score	RPI	S	Opponent	Score
18	A	Princeton	43 59	32	A	Pittsburgh	53 72	88	H	Cornell	62 53	117	H	Saint Joseph's	76 63
21	A	James Madison	51 66	34	A	Quinnipiac	50 74	90	H	Penn	67 58	118	A	Hofstra	63 56
21	H	James Madison	54 73					94	A	Elon	57 47	118	H	Hofstra	52 53
								97	A	Virginia	66 72	139	A	William & Mary	49 46
												139	H	William & Mary	68 72
												141	N	St. Bonaventure	32 43
												191	N	Sacred Heart	61 54
												200	H	Delaware	61 56
												270	H	Col. of Charleston	64 47
												272	A	UNCW	61 44
												272	H	UNCW	58 53
												276	H	Colgate	59 51
												280	H	Northeastern	58 35
												316	N	Miami (OH)	71 54
LAST 12 Division I GAMES:															
21	H	James Madison	54 73	21	A	James Madison	51 66								
139	H	William & Mary	68 72	139	A	William & Mary	49 46								
272	A	UNCW	61 44	272	H	UNCW	58 53								
270	H	Col. of Charleston	64 47	118	H	Hofstra	52 53								
200	H	Delaware	61 56	94	A	Elon	57 47								
118	A	Hofstra	63 56	280	H	Northeastern	58 35								

Non-Div I Games:

Drexel

■ Loss, 
■ Non-Conf, S Site, 
■ Home 
■ Away 
N Neutral

Average RPI Win:	124	WON-LOST	WINNING	LAST 10	STRENGTH OF	OPP. STRENGTH	TEAM	ADJ.	CONF.	ADJ CONF.
Average RPI Loss:	31	RECORD	PCT. RANK	GAMES	SCHEDULE	OF SCHEDULE	RPI	RPI	RPI	RPI
DIV. I ONLY	18- 6	42	8- 2	3	19	13	13	2	2	
DIV. I NON-CONF.	9- 4	84	1- 0	5	44	20	20	4	4	
TOTALS	RPI 1-25	RPI 26-50	W-L RECORDS	RPI 51-100	RPI 101-150	RPI 150+				
18- 6	4- 4	2- 1	OVERALL	1- 0	2- 1	9- 0				
14- 1	3- 1	2- 0	HOME	1- 0	1- 0	7- 0				
4- 5	1- 3	0- 1	AWAY	0- 0	1- 1	2- 0				
0- 0	0- 0	0- 0	NEUTRAL	0- 0	0- 0	0- 0				
9- 4	2- 3	0- 1	NON-CONFERENCE	0- 0	2- 0	5- 0				
7- 1	2- 1	0- 0	HOME	0- 0	1- 0	4- 0				
2- 3	0- 2	0- 1	AWAY	0- 0	1- 0	1- 0				
0- 0	0- 0	0- 0	NEUTRAL	0- 0	0- 0	0- 0				
9- 2	2- 1	2- 0	CONFERENCE	1- 0	0- 1	4- 0				
7- 0	1- 0	2- 0	HOME	1- 0	0- 0	3- 0				
2- 2	1- 1	0- 0	AWAY	0- 0	0- 1	1- 0				
0- 0	0- 0	0- 0	NEUTRAL	0- 0	0- 0	0- 0				

RPI 1-25				RPI 26-50				RPI 51-100				RPI 101+			
RPI	S	Opponent	Score	RPI	S	Opponent	Score	RPI	S	Opponent	Score	RPI	S	Opponent	Score
5	H	South Carolina	50 51	26	H	Syracuse	74 72	53	H	Miami (FL)	68 53	106	A	Boston College	56 60
7	H	Louisville	66 58	30	A	Nebraska	54 60					134	A	Old Dominion	82 66
8	A	UConn	52 83	32	H	Pittsburgh	62 45					140	H	Buffalo	88 54
10	H	Kentucky	89 68									151	H	Clemson	89 60
12	A	Florida St.	58 74									155	A	Alabama	90 40
20	A	North Carolina	74 67									177	A	Wake Forest	70 53
22	H	Oklahoma	92 72									177	H	Wake Forest	70 63
24	A	Texas A&M	59 63									201	H	Stony Brook	72 42
												206	H	Virginia Tech	65 40
												219	H	N.C. A&T	87 36
												240	H	UMass Lowell	95 48
												266	H	Marquette	83 51
LAST 12 Division I GAMES:															
151	H	Clemson	89 60	53	H	Miami (FL)	68 53								
177	A	Wake Forest	70 53	206	H	Virginia Tech	65 40								
7	H	Louisville	66 58	12	A	Florida St.	58 74								
32	H	Pittsburgh	62 45	26	H	Syracuse	74 72								
20	A	North Carolina	74 67	177	H	Wake Forest	70 63								
106	A	Boston College	56 60	219	H	N.C. A&T	87 36								

Non-Div I Games:

Duke

■ Loss, 
 ■ Non-Conf, 
 S Site, 
 ■ Home 
 ■ Away 
 N Neutral



Average RPI Win:	186	WON-LOST	WINNING	LAST 10	STRENGTH OF	OPP. STRENGTH	TEAM	ADJ.	CONF.	ADJ CONF.
Average RPI Loss:	65	RECORD	PCT. RANK	GAMES	SCHEDULE	OF SCHEDULE	RPI	RPI	RPI	RPI
DIV. I ONLY	15- 8	80	7- 3	95	78	61	61	6	6	
DIV. I NON-CONF.	8- 5	123	1- 1	165	102	94	94	6	6	
TOTALS	RPI 1-25	RPI 26-50	W-L RECORDS	RPI 51-100	RPI 101-150	RPI 150+				
15- 8	0- 3	1- 2	OVERALL	2- 1	4- 1	8- 1				
8- 2	0- 1	1- 1	HOME	0- 0	2- 0	5- 0				
6- 6	0- 2	0- 1	AWAY	2- 1	2- 1	2- 1				
1- 0	0- 0	0- 0	NEUTRAL	0- 0	0- 0	1- 0				
8- 5	0- 1	1- 2	NON-CONFERENCE	1- 1	1- 0	5- 1				
3- 2	0- 1	1- 1	HOME	0- 0	0- 0	2- 0				
4- 3	0- 0	0- 1	AWAY	1- 1	1- 0	2- 1				
1- 0	0- 0	0- 0	NEUTRAL	0- 0	0- 0	1- 0				
7- 3	0- 2	0- 0	CONFERENCE	1- 0	3- 1	3- 0				
5- 0	0- 0	0- 0	HOME	0- 0	2- 0	3- 0				
2- 3	0- 2	0- 0	AWAY	1- 0	1- 1	0- 0				
0- 0	0- 0	0- 0	NEUTRAL	0- 0	0- 0	0- 0				

RPI 1-25				RPI 26-50				RPI 51-100				Team's RPI: 61				RPI 101+			
RPI	S	Opponent	Score	RPI	S	Opponent	Score	RPI	S	Opponent	Score	RPI	S	Opponent	Score	RPI	S	Opponent	Score
14	A	Dayton	67 78	26	H	Syracuse	84 90	64	A	West Virginia	60 79	117	H	Saint Joseph's	63 54				
15	A	George Washington	56 83	27	A	Green Bay	52 84	75	A	Fordham	56 46	120	H	VCU	83 47				
18	H	Princeton	62 79	32	H	Pittsburgh	87 77	100	A	Lehigh	82 75	123	A	Rhode Island	61 62				
												141	A	St. Bonaventure	76 63				
												148	A	Ball St.	82 62				
												164	H	Saint Louis	77 64				
												199	A	Robert Morris	71 57				
												216	H	George Mason	88 54				
												233	A	Providence	56 67				
												234	H	Davidson	83 47				
												289	N	Jackson St.	90 72				
												293	H	Kent St.	86 60				
												322	H	Saint Francis (PA)	92 52				
												341	A	Howard	89 63				
LAST 12 Division I GAMES:																			
120	H	VCU	83 47	164	H	Saint Louis	77 64												
75	A	Fordham	56 46	14	A	Dayton	67 78												
141	A	St. Bonaventure	76 63	216	H	George Mason	88 54												
234	H	Davidson	83 47	123	A	Rhode Island	61 62												
15	A	George Washington	56 83	100	A	Lehigh	82 75												
117	H	Saint Joseph's	63 54	233	A	Providence	56 67												

Non-Div I Games:

Duquesne

■ Loss, 
 ■ Non-Conf, S Site, 
 ■ Home 
 ■ Away 
 N Neutral

# East Carolina

Through Games Of Feb. 8, 2015

Average RPI Win:	191	WON-LOST	WINNING	LAST 10	STRENGTH OF	OPP. STRENGTH	TEAM	ADJ.	CONF.	ADJ CONF.
Average RPI Loss:	69	RECORD	PCT. RANK	GAMES	SCHEDULE	OF SCHEDULE	RPI	RPI	RPI	RPI
DIV. I ONLY	15- 8	80	6- 4	77	83	62	62	7	7	
DIV. I NON-CONF.	9- 2	35	0- 0	201	99	59	59	8	8	
TOTALS	RPI 1-25	RPI 26-50	W-L RECORDS	RPI 51-100	RPI 101-150	RPI 150+				
15- 8	0- 3	1- 2	OVERALL	1- 0	2- 1	11- 2				
6- 3	0- 1	0- 1	HOME	0- 0	0- 0	6- 1				
7- 4	0- 2	1- 0	AWAY	1- 0	1- 1	4- 1				
2- 1	0- 0	0- 1	NEUTRAL	0- 0	1- 0	1- 0				
9- 2	0- 0	0- 1	NON-CONFERENCE	1- 0	2- 1	6- 0				
4- 0	0- 0	0- 0	HOME	0- 0	0- 0	4- 0				
3- 1	0- 0	0- 0	AWAY	1- 0	1- 1	1- 0				
2- 1	0- 0	0- 1	NEUTRAL	0- 0	1- 0	1- 0				
6- 6	0- 3	1- 1	CONFERENCE	0- 0	0- 0	5- 2				
2- 3	0- 1	0- 1	HOME	0- 0	0- 0	2- 1				
4- 3	0- 2	1- 0	AWAY	0- 0	0- 0	3- 1				
0- 0	0- 0	0- 0	NEUTRAL	0- 0	0- 0	0- 0				

RPI S Opponent	Score	RPI S Opponent	Score	RPI S Opponent	Score	RPI S Opponent	Score
8 A UConn	32 87	26 N Syracuse	58 69	52 A Ohio	76 68	115 A Cleveland St.	57 59
8 H UConn	38 89	49 A Tulane	67 63			123 A Rhode Island	66 38
25 A South Fla.	62 69	49 H Tulane	63 76			129 N Wisconsin	61 43
						158 A Tulsa	77 68
						158 H Tulsa	63 74
						160 A Memphis	57 60
						160 H Memphis	60 39
						162 N Fairfield	83 68
						200 H Delaware	89 60
						244 A SMU	67 49
						252 A Loyola Maryland	82 33
						262 H Bethune-Cookman	71 42
						264 A Houston	87 46
						264 H Houston	79 56
						270 H Col. of Charleston	68 55
						277 H Norfolk St.	65 36
LAST 12 Division I GAMES:							
264 H Houston	79 56	158 A Tulsa	77 68				
49 A Tulane	67 63	264 A Houston	87 46				
8 A UConn	32 87	49 H Tulane	63 76				
158 H Tulsa	63 74	160 A Memphis	57 60				
244 A SMU	67 49	8 H UConn	38 89				
160 H Memphis	60 39	25 A South Fla.	62 69				

Non-Div I Games:

East Carolina

Loss, Non-Conf, S Site, H Home A Away N Neutral

Average RPI Win:	254	WON-LOST	WINNING	LAST 10	STRENGTH OF	OPP. STRENGTH	TEAM	ADJ.	CONF.	ADJ CONF.
Average RPI Loss:	140	RECORD	PCT. RANK	GAMES	SCHEDULE	OF SCHEDULE	RPI	RPI	RPI	RPI
DIV. I ONLY	15- 8	80	8- 2	242	274	122	122	20	20	
DIV. I NON-CONF.	8- 7	157	1- 3	232	299	156	156	20	20	
TOTALS	RPI 1-25	RPI 26-50	W-L RECORDS	RPI 51-100	RPI 101-150	RPI 150+				
15- 8	0- 2	0- 0	OVERALL	0- 0	1- 3	14- 3				
6- 2	0- 1	0- 0	HOME	0- 0	0- 1	6- 0				
9- 5	0- 1	0- 0	AWAY	0- 0	1- 2	8- 2				
0- 1	0- 0	0- 0	NEUTRAL	0- 0	0- 0	0- 1				
8- 7	0- 1	0- 0	NON-CONFERENCE	0- 0	0- 3	8- 3				
3- 1	0- 0	0- 0	HOME	0- 0	0- 1	3- 0				
5- 5	0- 1	0- 0	AWAY	0- 0	0- 2	5- 2				
0- 1	0- 0	0- 0	NEUTRAL	0- 0	0- 0	0- 1				
7- 1	0- 1	0- 0	CONFERENCE	0- 0	1- 0	6- 0				
3- 1	0- 1	0- 0	HOME	0- 0	0- 0	3- 0				
4- 0	0- 0	0- 0	AWAY	0- 0	1- 0	3- 0				
0- 0	0- 0	0- 0	NEUTRAL	0- 0	0- 0	0- 0				

RPI 1-25				RPI 26-50				RPI 51-100				RPI 101+ Team's RPI: 122			
RPI	S	Opponent	Score	RPI	S	Opponent	Score	RPI	S	Opponent	Score	RPI	S	Opponent	Score
20	A	North Carolina	62 95									112	A	Furman	73 72
23	H	Chattanooga	56 64									133	A	Indiana St.	69 76
												149	A	Indiana	69 97
												150	H	Appalachian St.	70 76
												170	N	Jacksonville St.	56 57
												182	H	High Point	84 76
												184	H	Samford	48 46
												197	A	Mercer	72 70
												205	H	Iona	76 64
												206	A	Virginia Tech	65 72
												213	A	Morehead St.	86 77
												216	A	George Mason	84 71
												268	H	Eastern Ky.	64 49
												272	A	UNCW	48 61
												307	H	UNC Greensboro	87 65
												308	A	Wofford	79 47
												308	H	Wofford	69 47
												315	A	Western Caro.	63 60
												322	A	Saint Francis (PA)	79 63
												327	A	UNC Asheville	81 68
												344	A	Alabama A&M	88 64
LAST 12 Division I GAMES:															
315	A	Western Caro.	63 60	308	A	Wofford	79 47								
23	H	Chattanooga	56 64	112	A	Furman	73 72								
184	H	Samford	48 46	20	A	North Carolina	62 95								
197	A	Mercer	72 70	205	H	Iona	76 64								
308	H	Wofford	69 47	170	N	Jacksonville St.	56 57								
307	H	UNC Greensboro	87 65	272	A	UNCW	48 61								

Non-Div I Games:

East Tenn. St.

■ Loss, 
■ Non-Conf, 
■ S Site, 
■ H Home 
■ A Away 
N Neutral

Average RPI Win: <b>271</b>	WON-LOST	WINNING	LAST 10	STRENGTH OF	OPP. STRENGTH	TEAM	ADJ.	CONF.	ADJ CONF.
Average RPI Loss: <b>201</b>	RECORD	PCT. RANK	GAMES	SCHEDULE	OF SCHEDULE	RPI	RPI	RPI	RPI
DIV. I ONLY	8- 16	260	4- 6	292	320	303	303	26	26
DIV. I NON-CONF.	3- 10	287	0- 1	264	316	320	320	26	26
TOTALS	RPI 1-25	RPI 26-50	W-L RECORDS	RPI 51-100	RPI 101-150	RPI 150+			
8- 16	0- 1	0- 1	OVERALL	0- 1	0- 0	8- 13			
6- 5	0- 0	0- 0	HOME	0- 0	0- 0	6- 5			
2- 8	0- 0	0- 0	AWAY	0- 0	0- 0	2- 8			
0- 3	0- 1	0- 1	NEUTRAL	0- 1	0- 0	0- 0			
3- 10	0- 1	0- 1	NON-CONFERENCE	0- 1	0- 0	3- 7			
2- 3	0- 0	0- 0	HOME	0- 0	0- 0	2- 3			
1- 4	0- 0	0- 0	AWAY	0- 0	0- 0	1- 4			
0- 3	0- 1	0- 1	NEUTRAL	0- 1	0- 0	0- 0			
5- 6	0- 0	0- 0	CONFERENCE	0- 0	0- 0	5- 6			
4- 2	0- 0	0- 0	HOME	0- 0	0- 0	4- 2			
1- 4	0- 0	0- 0	AWAY	0- 0	0- 0	1- 4			
0- 0	0- 0	0- 0	NEUTRAL	0- 0	0- 0	0- 0			

RPI 1-25			RPI 26-50			RPI 51-100			RPI 101+ Team's RPI: 303		
RPI	S	Opponent	Score	RPI	S	Opponent	Score	RPI	S	Opponent	Score
12	N	Florida St.	55 <b>91</b>	44	N	Northwestern	44 <b>92</b>	100	N	Lehigh	69 <b>72</b>
								152	A	UT Martin	51 <b>81</b>
								164	H	Saint Louis	49 <b>63</b>
								170	H	Jacksonville St.	66 63
								176	H	Ill.-Chicago	66 <b>78</b>
								180	H	SIUE	48 <b>65</b>
								198	H	Belmont	77 72
								213	A	Morehead St.	62 <b>67</b>
								224	H	Northern Ill.	55 46
								225	A	Tennessee St.	44 <b>57</b>
								230	A	Western Ill.	54 <b>63</b>
								245	A	IUPUI	44 <b>66</b>
								254	H	Austin Peay	63 <b>66</b>
								268	A	Eastern Ky.	68 42
								271	A	Milwaukee	63 <b>72</b>
								294	A	Loyola Chicago	52 <b>63</b>
								305	A	Southeast Mo. St.	65 <b>69</b>
								320	H	Omaha	77 66
								321	H	Murray St.	75 59
								329	A	North Texas	59 57
								334	H	Tennessee Tech	67 59
								343	H	UMKC	53 <b>69</b>
LAST 12 Division I GAMES:											
305	A	Southeast Mo. St.	65 <b>69</b>	268	A	Eastern Ky.	68 42				
180	H	SIUE	48 <b>65</b>	198	H	Belmont	77 72				
321	H	Murray St.	75 59	225	A	Tennessee St.	44 <b>57</b>				
254	H	Austin Peay	63 <b>66</b>	170	H	Jacksonville St.	66 63				
152	A	UT Martin	51 <b>81</b>	334	H	Tennessee Tech	67 59				
213	A	Morehead St.	62 <b>67</b>	164	H	Saint Louis	49 <b>63</b>				

Non-Div I Games:

Eastern Ill.

■ Loss, 
■ Non-Conf, 
■ S Site, 
■ H Home 
■ A Away 
N Neutral

Average RPI Win:	287	WON-LOST	WINNING	LAST 10	STRENGTH OF	OPP. STRENGTH	TEAM	ADJ.	CONF.	ADJ CONF.
Average RPI Loss:	186	RECORD	PCT. RANK	GAMES	SCHEDULE	OF SCHEDULE	RPI	RPI	RPI	RPI
DIV. I ONLY	7- 13	256	3- 7	277	329	268	268	26	26	
DIV. I NON-CONF.	4- 5	188	0- 1	181	332	193	193	26	26	
TOTALS	RPI 1-25	RPI 26-50	W-L RECORDS	RPI 51-100	RPI 101-150	RPI 150+				
7- 13	0- 0	0- 0	OVERALL	0- 2	1- 1	6- 10				
1- 6	0- 0	0- 0	HOME	0- 1	1- 0	0- 5				
4- 6	0- 0	0- 0	AWAY	0- 1	0- 1	4- 4				
2- 1	0- 0	0- 0	NEUTRAL	0- 0	0- 0	2- 1				
4- 5	0- 0	0- 0	NON-CONFERENCE	0- 2	1- 1	3- 2				
1- 1	0- 0	0- 0	HOME	0- 1	1- 0	0- 0				
1- 3	0- 0	0- 0	AWAY	0- 1	0- 1	1- 1				
2- 1	0- 0	0- 0	NEUTRAL	0- 0	0- 0	2- 1				
3- 8	0- 0	0- 0	CONFERENCE	0- 0	0- 0	3- 8				
0- 5	0- 0	0- 0	HOME	0- 0	0- 0	0- 5				
3- 3	0- 0	0- 0	AWAY	0- 0	0- 0	3- 3				
0- 0	0- 0	0- 0	NEUTRAL	0- 0	0- 0	0- 0				

RPI 1-25			RPI 26-50			RPI 51-100			RPI 101+ Team's RPI: 268		
RPI	S	Opponent	Score	RPI	S	Opponent	Score	RPI	S	Opponent	Score
						64 A West Virginia	42 67	122 A East Tenn. St.	49 64		
						95 H Richmond	56 70	137 H Marshall	63 58		
								152 A UT Martin	63 76		
								170 A Jacksonville St.	53 73		
								180 H SIUE	61 71		
								197 A Mercer	64 69		
								198 H Belmont	59 76		
								213 A Morehead St.	58 76		
								225 H Tennessee St.	62 68		
								251 N North Florida	45 62		
								253 N Central Ark.	56 55		
								254 H Austin Peay	71 81		
								303 H Eastern Ill.	42 68		
								305 A Southeast Mo. St.	57 54		
								315 N Western Caro.	71 62		
								321 A Murray St.	64 59		
								334 A Tennessee Tech	97 93		
								344 A Alabama A&M	62 56		
LAST 12 Division I GAMES:											
198	H	Belmont	59 76	180	H	SIUE	61 71				
225	H	Tennessee St.	62 68	303	H	Eastern Ill.	42 68				
213	A	Morehead St.	58 76	305	A	Southeast Mo. St.	57 54				
170	A	Jacksonville St.	53 73	152	A	UT Martin	63 76				
334	A	Tennessee Tech	97 93	254	H	Austin Peay	71 81				
321	A	Murray St.	64 59	95	H	Richmond	56 70				

Non-Div I Games: Asbury 73 48

Eastern Ky.

Average RPI Win:	230	WON-LOST	WINNING	LAST 10	STRENGTH OF	OPP. STRENGTH	TEAM	ADJ.	CONF.	ADJ CONF.
Average RPI Loss:	124	RECORD	PCT. RANK	GAMES	SCHEDULE	OF SCHEDULE	RPI	RPI	RPI	RPI
DIV. I ONLY	8- 9	195	5- 5	191	166	175	175	15	15	
DIV. I NON-CONF.	4- 4	158	1- 1	243	77	159	159	17	17	
TOTALS	RPI 1-25	RPI 26-50	W-L RECORDS	RPI 51-100	RPI 101-150	RPI 150+				
8- 9	0- 0	0- 1	OVERALL	0- 3	2- 2	6- 3				
4- 2	0- 0	0- 0	HOME	0- 1	1- 1	3- 0				
2- 7	0- 0	0- 1	AWAY	0- 2	1- 1	1- 3				
2- 0	0- 0	0- 0	NEUTRAL	0- 0	0- 0	2- 0				
4- 4	0- 0	0- 1	NON-CONFERENCE	0- 0	1- 1	3- 2				
2- 0	0- 0	0- 0	HOME	0- 0	1- 0	1- 0				
0- 4	0- 0	0- 1	AWAY	0- 0	0- 1	0- 2				
2- 0	0- 0	0- 0	NEUTRAL	0- 0	0- 0	2- 0				
4- 5	0- 0	0- 0	CONFERENCE	0- 3	1- 1	3- 1				
2- 2	0- 0	0- 0	HOME	0- 1	0- 1	2- 0				
2- 3	0- 0	0- 0	AWAY	0- 2	1- 0	1- 1				
0- 0	0- 0	0- 0	NEUTRAL	0- 0	0- 0	0- 0				

RPI 1-25				RPI 26-50				RPI 51-100				RPI 101+ Team's RPI: 175			
RPI	S	Opponent	Score	RPI	S	Opponent	Score	RPI	S	Opponent	Score	RPI	S	Opponent	Score
				45	A	Michigan	52 81	52	H	Ohio	59 82	105	A	Michigan St.	61 69
								78	A	Western Mich.	56 83	115	H	Cleveland St.	71 68
								79	A	Akron	48 65	140	H	Buffalo	53 75
												142	A	Toledo	75 61
												178	A	Oral Roberts	62 63
												187	N	Cal St. Fullerton	78 74
												211	A	Tex.-Pan American	75 81
												224	A	Northern Ill.	48 54
												249	H	Detroit	75 71
												250	N	Weber St.	57 42
												285	H	Bowling Green	64 52
												293	A	Kent St.	70 53
												316	H	Miami (OH)	56 38
LAST 12 Division I GAMES:															
				293	A	Kent St.	70 53	52	H	Ohio	59 82				
				140	H	Buffalo	53 75	79	A	Akron	48 65				
				78	A	Western Mich.	56 83	224	A	Northern Ill.	48 54				
				142	A	Toledo	75 61	249	H	Detroit	75 71				
				316	H	Miami (OH)	56 38	45	A	Michigan	52 81				
				285	H	Bowling Green	64 52	178	A	Oral Roberts	62 63				

Non-Div I Games: Kent St.-Tuscarawas 127 40 Madonna 88 68 Hillsdale 73 56

Eastern Mich.

Average RPI Win:	219	WON-LOST	WINNING	LAST 10	STRENGTH OF	OPP. STRENGTH	TEAM	ADJ.	CONF.	ADJ CONF.
Average RPI Loss:	170	RECORD	PCT. RANK	GAMES	SCHEDULE	OF SCHEDULE	RPI	RPI	RPI	RPI
DIV. I ONLY	11- 8	131	2- 0	270	201	167	167	22	22	
DIV. I NON-CONF.	5- 4	139	1- 0	263	214	166	166	22	22	
TOTALS	RPI 1-25	RPI 26-50	W-L RECORDS	RPI 51-100	RPI 101-150	RPI 150+				
11- 8	0- 0	1- 1	OVERALL	0- 0	1- 3	9- 4				
6- 2	0- 0	1- 1	HOME	0- 0	1- 1	4- 0				
4- 6	0- 0	0- 0	AWAY	0- 0	0- 2	4- 4				
1- 0	0- 0	0- 0	NEUTRAL	0- 0	0- 0	1- 0				
5- 4	0- 0	1- 1	NON-CONFERENCE	0- 0	0- 1	4- 2				
2- 1	0- 0	1- 1	HOME	0- 0	0- 0	1- 0				
2- 3	0- 0	0- 0	AWAY	0- 0	0- 1	2- 2				
1- 0	0- 0	0- 0	NEUTRAL	0- 0	0- 0	1- 0				
6- 4	0- 0	0- 0	CONFERENCE	0- 0	1- 2	5- 2				
4- 1	0- 0	0- 0	HOME	0- 0	1- 1	3- 0				
2- 3	0- 0	0- 0	AWAY	0- 0	0- 1	2- 2				
0- 0	0- 0	0- 0	NEUTRAL	0- 0	0- 0	0- 0				

RPI 1-25			RPI 26-50			RPI 51-100			RPI 101+			Team's RPI: 167
RPI	S	Opponent	Score	RPI	S	Opponent	Score	RPI	S	Opponent	Score	
				41	H	Gonzaga	60 61					
				48	H	Wichita St.	86 58					
LAST 12 Division I GAMES:												
166	A	Florida	67 56	130	H	Sacramento St.	67 73					
209	H	Montana St.	72 58	292	H	Portland St.	101 54					
114	H	Montana	65 64	208	H	Idaho	71 65					
208	A	Idaho	58 71	227	A	Idaho St.	88 75					
110	A	North Dakota	82 96	250	A	Weber St.	69 55					
221	A	Northern Colo.	56 64	299	N	Ga. Southern	55 42					
								326	A	Utah Valley	68 62	

Non-Div I Games: Saint Martin's 69 39 Central Wash. 83 70

Eastern Wash.

Loss, Non-Conf, S Site, H Home A Away N Neutral

Average RPI Win:	204	WON-LOST	WINNING	LAST 10	STRENGTH OF	OPP. STRENGTH	TEAM	ADJ.	CONF.	ADJ CONF.
Average RPI Loss:	91	RECORD	PCT. RANK	GAMES	SCHEDULE	OF SCHEDULE	RPI	RPI	RPI	RPI
DIV. I ONLY	12- 8	114	6- 4	98	105	94	94	13	13	
DIV. I NON-CONF.	5- 4	139	0- 0	30	113	69	69	10	10	
TOTALS	RPI 1-25	RPI 26-50	W-L RECORDS	RPI 51-100	RPI 101-150	RPI 150+				
12- 8	0- 3	0- 1	OVERALL	1- 2	2- 0	9- 2				
6- 3	0- 1	0- 1	HOME	1- 1	1- 0	4- 0				
6- 4	0- 1	0- 0	AWAY	0- 1	1- 0	5- 2				
0- 1	0- 1	0- 0	NEUTRAL	0- 0	0- 0	0- 0				
5- 4	0- 1	0- 1	NON-CONFERENCE	1- 1	1- 0	3- 1				
3- 1	0- 0	0- 1	HOME	1- 0	1- 0	1- 0				
2- 2	0- 0	0- 0	AWAY	0- 1	0- 0	2- 1				
0- 1	0- 1	0- 0	NEUTRAL	0- 0	0- 0	0- 0				
7- 4	0- 2	0- 0	CONFERENCE	0- 1	1- 0	6- 1				
3- 2	0- 1	0- 0	HOME	0- 1	0- 0	3- 0				
4- 2	0- 1	0- 0	AWAY	0- 0	1- 0	3- 1				
0- 0	0- 0	0- 0	NEUTRAL	0- 0	0- 0	0- 0				

RPI 1-25				RPI 26-50				RPI 51-100 Team's RPI: 94				RPI 101+			
RPI	S	Opponent	Score	RPI	S	Opponent	Score	RPI	S	Opponent	Score	RPI	S	Opponent	Score
20	N	North Carolina	67 85	46	H	Vanderbilt	50 66	80	A	North Carolina St.	51 84	112	H	Furman	81 71
21	A	James Madison	60 89					84	H	Drexel	47 57	139	A	William & Mary	72 59
21	H	James Madison	51 68					88	H	Liberty	73 62	182	A	High Point	71 87
												195	A	Charlotte	67 54
												200	A	Delaware	60 50
												212	H	Navy	69 56
												217	A	Towson	84 70
												217	H	Towson	58 43
												246	A	Campbell	77 51
												270	A	Col. of Charleston	75 71
												270	H	Col. of Charleston	77 68
												272	A	UNCW	68 76
												280	H	Northeastern	80 77
LAST 12 Division I GAMES:															
270	A	Col. of Charleston	75 71	21	H	James Madison	51 68								
217	A	Towson	84 70	270	H	Col. of Charleston	77 68								
21	A	James Madison	60 89	139	A	William & Mary	72 59								
280	H	Northeastern	80 77	84	H	Drexel	47 57								
272	A	UNCW	68 76	200	A	Delaware	60 50								
217	H	Towson	58 43	112	H	Furman	81 71								

Non-Div I Games: Anderson (SC) 77 72 Lenoir-Rhyne 62 46

Elon



Evansville

Through Games Of Feb. 8, 2015

Average RPI Win:	252	WON-LOST	WINNING	LAST 10	STRENGTH OF	OPP. STRENGTH	TEAM	ADJ.	CONF.	ADJ CONF.
Average RPI Loss:	157	RECORD	PCT. RANK	GAMES	SCHEDULE	OF SCHEDULE	RPI	RPI	RPI	RPI
DIV. I ONLY	9- 12	218	4- 6	316	154	237	237	18	18	
DIV. I NON-CONF.	4- 6	207	0- 1	272	174	224	224	15	15	
TOTALS	RPI 1-25	RPI 26-50	W-L RECORDS	RPI 51-100	RPI 101-150	RPI 150+				
9- 12	0- 1	0- 1	OVERALL	0- 2	2- 3	7- 5				
5- 2	0- 0	0- 0	HOME	0- 1	1- 1	4- 0				
4- 10	0- 1	0- 1	AWAY	0- 1	1- 2	3- 5				
0- 0	0- 0	0- 0	NEUTRAL	0- 0	0- 0	0- 0				
4- 6	0- 1	0- 0	NON-CONFERENCE	0- 1	1- 1	3- 3				
3- 0	0- 0	0- 0	HOME	0- 0	1- 0	2- 0				
1- 6	0- 1	0- 0	AWAY	0- 1	0- 1	1- 3				
0- 0	0- 0	0- 0	NEUTRAL	0- 0	0- 0	0- 0				
5- 6	0- 0	0- 1	CONFERENCE	0- 1	1- 2	4- 2				
2- 2	0- 0	0- 0	HOME	0- 1	0- 1	2- 0				
3- 4	0- 0	0- 1	AWAY	0- 0	1- 1	2- 2				
0- 0	0- 0	0- 0	NEUTRAL	0- 0	0- 0	0- 0				

RPI S	Opponent	Score	RPI S	Opponent	Score	RPI S	Opponent	Score	RPI S	Opponent	Score	Team's RPI: 237
7	A Louisville	51 73	48	A Wichita St.	44 54	64	A West Virginia	39 83	113	H UNI	44 58	
						74	H Drake	62 79	133	A Indiana St.	52 67	
									135	A Southern Ill.	63 58	
									138	H Troy	94 85	
									148	A Ball St.	70 76	
									152	A UT Martin	74 84	
									185	A Missouri St.	65 56	
									245	A IUPUI	50 62	
									254	H Austin Peay	72 68	
									294	A Loyola Chicago	58 70	
									294	H Loyola Chicago	63 38	
									300	A IPFW	59 77	
									310	A Illinois St.	62 50	
									311	A Bradley	50 56	
									311	H Bradley	86 46	
									316	H Miami (OH)	51 41	
									321	A Murray St.	93 83	
LAST 12 Division I GAMES:												
311	A Bradley	50 56	310	A Illinois St.	62 50							
294	A Loyola Chicago	58 70	311	H Bradley	86 46							
133	A Indiana St.	52 67	294	H Loyola Chicago	63 38							
74	H Drake	62 79	48	A Wichita St.	44 54							
113	H UNI	44 58	185	A Missouri St.	65 56							
135	A Southern Ill.	63 58	7	A Louisville	51 73							

Non-Div I Games: Oakland City 81 40

Evansville

Loss, Non-Conf, S Site, H Home A Away N Neutral

Average RPI Win:	154	WON-LOST	WINNING	LAST 10	STRENGTH OF	OPP. STRENGTH	TEAM	ADJ.	CONF.	ADJ CONF.
Average RPI Loss:	99	RECORD	PCT. RANK	GAMES	SCHEDULE	OF SCHEDULE	RPI	RPI	RPI	RPI
DIV. I ONLY	20- 2	8	10- 0	60	103	19	19	11	11	
DIV. I NON-CONF.	12- 2	26	4- 0	80	49	21	21	12	12	
TOTALS	RPI 1-25	RPI 26-50	W-L RECORDS	RPI 51-100	RPI 101-150	RPI 150+				
20- 2	1- 0	2- 1	OVERALL	4- 0	2- 0	11- 1				
9- 0	1- 0	0- 0	HOME	2- 0	1- 0	5- 0				
7- 1	0- 0	0- 0	AWAY	2- 0	0- 0	5- 1				
4- 1	0- 0	2- 1	NEUTRAL	0- 0	1- 0	1- 0				
12- 2	1- 0	2- 1	NON-CONFERENCE	2- 0	1- 0	6- 1				
5- 0	1- 0	0- 0	HOME	1- 0	0- 0	3- 0				
3- 1	0- 0	0- 0	AWAY	1- 0	0- 0	2- 1				
4- 1	0- 0	2- 1	NEUTRAL	0- 0	1- 0	1- 0				
8- 0	0- 0	0- 0	CONFERENCE	2- 0	1- 0	5- 0				
4- 0	0- 0	0- 0	HOME	1- 0	1- 0	2- 0				
4- 0	0- 0	0- 0	AWAY	1- 0	0- 0	3- 0				
0- 0	0- 0	0- 0	NEUTRAL	0- 0	0- 0	0- 0				

RPI 1-25				Team's RPI: 19		RPI 26-50				RPI 51-100				RPI 101+			
RPI	S	Opponent	Score	RPI	S	Opponent	Score	RPI	S	Opponent	Score	RPI	S	Opponent	Score		
15	H	George Washington	88 75	34	N	Quinnipiac	71 65	51	A	Stetson	61 39	111	N	CSUN	73 64		
				35	N	Ohio St.	83 90	51	H	Stetson	57 55	128	H	Kennesaw St.	61 47		
				48	N	Wichita St.	56 39	54	A	Arkansas St.	74 68	151	N	Clemson	86 61		
								99	H	Southern Miss.	78 62	159	A	Harvard	68 58		
												163	A	Auburn	69 72		
												171	A	Northern Ky.	67 46		
												221	H	Northern Colo.	69 56		
												228	H	USC Upstate	79 61		
												233	H	Providence	68 58		
												242	A	Jacksonville	60 37		
												248	A	Lipscomb	71 49		
												251	H	North Florida	75 42		
												262	A	Bethune-Cookman	91 46		
												328	H	FIU	97 49		
LAST 12 Division I GAMES:																	
				51	A	Stetson	61 39	251	H	North Florida	75 42						
				171	A	Northern Ky.	67 46	51	H	Stetson	57 55						
				248	A	Lipscomb	71 49	159	A	Harvard	68 58						
				128	H	Kennesaw St.	61 47	34	N	Quinnipiac	71 65						
				228	H	USC Upstate	79 61	111	N	CSUN	73 64						
				242	A	Jacksonville	60 37	54	A	Arkansas St.	74 68						

Non-Div I Games: Ave Maria 102 54

FGCU

■ Loss, 
 ■ Non-Conf, S Site, 
 ■ Home 
 ■ Away 
 N Neutral

Average RPI Win:	283	WON-LOST	WINNING	LAST 10	STRENGTH OF	OPP. STRENGTH	TEAM	ADJ.	CONF.	ADJ CONF.
Average RPI Loss:	171	RECORD	PCT. RANK	GAMES	SCHEDULE	OF SCHEDULE	RPI	RPI	RPI	RPI
DIV. I ONLY	3- 18	330	0- 10	222	207	328	328	17	17	
DIV. I NON-CONF.	3- 8	263	1- 1	321	250	334	334	18	18	
TOTALS	RPI 1-25	RPI 26-50	W-L RECORDS	RPI 51-100	RPI 101-150	RPI 150+				
3- 18	0- 1	0- 2	OVERALL	0- 1	0- 3	3- 11				
2- 10	0- 0	0- 1	HOME	0- 1	0- 2	2- 6				
0- 7	0- 1	0- 1	AWAY	0- 0	0- 1	0- 4				
1- 1	0- 0	0- 0	NEUTRAL	0- 0	0- 0	1- 1				
3- 8	0- 1	0- 0	NON-CONFERENCE	0- 1	0- 1	3- 5				
2- 5	0- 0	0- 0	HOME	0- 1	0- 1	2- 3				
0- 2	0- 1	0- 0	AWAY	0- 0	0- 0	0- 1				
1- 1	0- 0	0- 0	NEUTRAL	0- 0	0- 0	1- 1				
0- 10	0- 0	0- 2	CONFERENCE	0- 0	0- 2	0- 6				
0- 5	0- 0	0- 1	HOME	0- 0	0- 1	0- 3				
0- 5	0- 0	0- 1	AWAY	0- 0	0- 1	0- 3				
0- 0	0- 0	0- 0	NEUTRAL	0- 0	0- 0	0- 0				

RPI 1-25				RPI 26-50				RPI 51-100				RPI 101+ Team's RPI: 328			
RPI	S	Opponent	Score	RPI	S	Opponent	Score	RPI	S	Opponent	Score	RPI	S	Opponent	Score
19	A	FGCU	49 97	39	A	Western Ky.	42 81	97	H	Virginia	61 74	115	H	Cleveland St.	65 73
				47	H	Middle Tenn.	60 75					134	H	Old Dominion	67 80
												137	A	Marshall	61 67
												163	H	Auburn	44 81
												169	H	Arizona	58 65
												194	A	Fla. Atlantic	63 77
												194	H	Fla. Atlantic	63 79
												195	H	Charlotte	62 81
												203	A	UTSA	56 74
												210	H	UAB	45 68
												242	A	Jacksonville	64 76
												257	H	UCF	66 57
												263	A	UTEP	56 72
												285	H	Bowling Green	68 55
												308	N	Wofford	83 75
												315	N	Western Caro.	69 83
												334	H	Tennessee Tech	56 73
LAST 12 Division I GAMES:															
263	A	UTEP	56 72	137	A	Marshall	61 67								
203	A	UTSA	56 74	210	H	UAB	45 68								
195	H	Charlotte	62 81	47	H	Middle Tenn.	60 75								
134	H	Old Dominion	67 80	194	H	Fla. Atlantic	63 79								
194	A	Fla. Atlantic	63 77	285	H	Bowling Green	68 55								
39	A	Western Ky.	42 81	163	H	Auburn	44 81								

Non-Div I Games:

FIU

■ Loss, 
 ■ Non-Conf, 
 S Site, 
 ■ Home 
 ■ Away 
 N Neutral

## Fairfield

Through Games Of Feb. 8, 2015

Average RPI Win:	232	WON-LOST	WINNING	LAST 10	STRENGTH OF	OPP. STRENGTH	TEAM	ADJ.	CONF.	ADJ CONF.
Average RPI Loss:	118	RECORD	PCT. RANK	GAMES	SCHEDULE	OF SCHEDULE	RPI	RPI	RPI	RPI
DIV. I ONLY	10- 13	211	7- 3	117	217	162	162	24	24	
DIV. I NON-CONF.	1- 8	322	0- 0	20	91	230	230	23	23	
TOTALS	RPI 1-25	RPI 26-50	W-L RECORDS	RPI 51-100	RPI 101-150	RPI 150+				
10- 13	0- 0	0- 4	OVERALL	0- 3	2- 2	8- 4				
5- 3	0- 0	0- 1	HOME	0- 1	1- 0	4- 1				
5- 8	0- 0	0- 3	AWAY	0- 1	1- 1	4- 3				
0- 2	0- 0	0- 0	NEUTRAL	0- 1	0- 1	0- 0				
1- 8	0- 0	0- 2	NON-CONFERENCE	0- 3	1- 2	0- 1				
1- 1	0- 0	0- 0	HOME	0- 1	1- 0	0- 0				
0- 5	0- 0	0- 2	AWAY	0- 1	0- 1	0- 1				
0- 2	0- 0	0- 0	NEUTRAL	0- 1	0- 1	0- 0				
9- 5	0- 0	0- 2	CONFERENCE	0- 0	1- 0	8- 3				
4- 2	0- 0	0- 1	HOME	0- 0	0- 0	4- 1				
5- 3	0- 0	0- 1	AWAY	0- 0	1- 0	4- 2				
0- 0	0- 0	0- 0	NEUTRAL	0- 0	0- 0	0- 0				

RPI S	Opponent	Score	RPI S	Opponent	Score	RPI S	Opponent	Score	RPI S	Opponent	Score	Team's RPI: 162
34	A Quinnipiac	43 83	34	H Quinnipiac	66 67	62	N East Carolina	68 83	107	A Marist	56 55	
42	A Iowa St.	63 76	42	A Seton Hall	47 79	64	A West Virginia	53 67	118	A Hofstra	53 66	
						88	H Cornell	47 58	125	H Butler	81 77	
									137	N Marshall	55 68	
									168	A Siena	60 55	
									181	A La Salle	59 73	
									205	H Iona	77 66	
									241	A Monmouth	33 59	
									241	H Monmouth	54 52	
									247	A Niagara	56 66	
									247	H Niagara	64 66	
									256	A Canisius	63 54	
									275	A Rider	59 47	
									275	H Rider	43 40	
									333	A Saint Peter's	57 47	
									333	H Saint Peter's	57 46	
LAST 12 Division I GAMES:												
247	A Niagara	56 66	333	A Saint Peter's	57 47							
256	A Canisius	63 54	34	A Quinnipiac	43 83							
241	H Monmouth	54 52	275	A Rider	59 47							
205	H Iona	77 66	333	H Saint Peter's	57 46							
241	A Monmouth	33 59	107	A Marist	56 55							
275	H Rider	43 40	247	H Niagara	64 66							

Non-Div I Games:

Fairfield

■ Loss, 
■ Non-Conf, 
■ S Site, 
■ H Home 
■ A Away 
N Neutral

Average RPI Win:	285	WON-LOST	WINNING	LAST 10	STRENGTH OF	OPP. STRENGTH	TEAM	ADJ.	CONF.	ADJ CONF.
Average RPI Loss:	218	RECORD	PCT. RANK	GAMES	SCHEDULE	OF SCHEDULE	RPI	RPI	RPI	RPI
DIV. I ONLY	6- 15	287	3- 7	338	321	324	324	27	27	
DIV. I NON-CONF.	3- 8	263	0- 2	316	304	306	306	27	27	
TOTALS	RPI 1-25	RPI 26-50	W-L RECORDS	RPI 51-100	RPI 101-150	RPI 150+				
6- 15	0- 0	0- 0	OVERALL	0- 1	1- 2	5- 12				
3- 6	0- 0	0- 0	HOME	0- 1	1- 0	2- 5				
3- 9	0- 0	0- 0	AWAY	0- 0	0- 2	3- 7				
0- 0	0- 0	0- 0	NEUTRAL	0- 0	0- 0	0- 0				
3- 8	0- 0	0- 0	NON-CONFERENCE	0- 1	1- 0	2- 7				
1- 3	0- 0	0- 0	HOME	0- 1	1- 0	0- 2				
2- 5	0- 0	0- 0	AWAY	0- 0	0- 0	2- 5				
0- 0	0- 0	0- 0	NEUTRAL	0- 0	0- 0	0- 0				
3- 7	0- 0	0- 0	CONFERENCE	0- 0	0- 2	3- 5				
2- 3	0- 0	0- 0	HOME	0- 0	0- 0	2- 3				
1- 4	0- 0	0- 0	AWAY	0- 0	0- 2	1- 2				
0- 0	0- 0	0- 0	NEUTRAL	0- 0	0- 0	0- 0				

RPI S	Opponent	Score	RPI S	Opponent	Score	RPI S	Opponent	Score	RPI S	Opponent	Score	Team's RPI: 324
						64	H West Virginia	52 80	108	H Army	56 48	
									136	A Central Conn. St.	53 82	
									144	A Bryant	77 82	
									156	H Bucknell	60 61	
									168	A Siena	63 72	
									199	A Robert Morris	58 71	
									199	H Robert Morris	68 69	
									229	A Brown	74 79	
									240	A UMass Lowell	67 78	
									241	A Monmouth	66 71	
									291	A Columbia	55 72	
									295	H NJIT	64 68	
									301	A LIU Brooklyn	71 81	
									301	H LIU Brooklyn	75 79	
									304	H Mt. St. Mary's	78 56	
									309	H St. Francis Brooklyn	61 72	
									319	A Manhattan	73 54	
									322	A Saint Francis (PA)	78 65	
									325	H Wagner	72 70	
									333	A Saint Peter's	76 59	
LAST 12 Division I GAMES:												
199	H	Robert Morris	68	69	309	H	St. Francis Brooklyn	61	72			
199	A	Robert Morris	58	71	144	A	Bryant	77	82			
322	A	Saint Francis (PA)	78	65	291	A	Columbia	55	72			
301	H	LIU Brooklyn	75	79	301	A	LIU Brooklyn	71	81			
304	H	Mt. St. Mary's	78	56	136	A	Central Conn. St.	53	82			
325	H	Wagner	72	70	168	A	Siena	63	72			

Non-Div I Games:

Fairleigh Dickinson

■ Loss, 
 ■ Non-Conf, 
 ■ S Site, 
 ■ H Home 
 ■ A Away 
 N Neutral

Fla. Atlantic

Through Games Of Feb. 8, 2015

Average RPI Win:	248	WON-LOST	WINNING	LAST 10	STRENGTH OF	OPP. STRENGTH	TEAM	ADJ.	CONF.	ADJ CONF.
Average RPI Loss:	141	RECORD	PCT. RANK	GAMES	SCHEDULE	OF SCHEDULE	RPI	RPI	RPI	RPI
DIV. I ONLY	10- 10	169	2- 1	184	257	194	194	17	17	
DIV. I NON-CONF.	5- 5	158	2- 1	190	314	197	197	18	18	
TOTALS	RPI 1-25	RPI 26-50	W-L RECORDS	RPI 51-100	RPI 101-150	RPI 150+				
10- 10	0- 0	0- 2	OVERALL	0- 2	1- 2	9- 4				
7- 3	0- 0	0- 1	HOME	0- 0	1- 1	6- 1				
3- 6	0- 0	0- 0	AWAY	0- 0	0- 0	3- 0				
0- 1	0- 0	0- 0	NEUTRAL	0- 0	0- 0	0- 1				
5- 5	0- 0	0- 0	NON-CONFERENCE	0- 2	1- 0	4- 3				
4- 1	0- 0	0- 0	HOME	0- 0	1- 0	3- 1				
1- 3	0- 0	0- 0	AWAY	0- 2	0- 0	1- 1				
0- 1	0- 0	0- 0	NEUTRAL	0- 0	0- 0	0- 1				
5- 5	0- 0	0- 2	CONFERENCE	0- 0	0- 2	5- 1				
3- 2	0- 0	0- 1	HOME	0- 0	0- 1	3- 0				
2- 3	0- 0	0- 1	AWAY	0- 0	0- 1	2- 1				
0- 0	0- 0	0- 0	NEUTRAL	0- 0	0- 0	0- 0				

RPI S	Opponent	Score	RPI S	Opponent	Score	RPI S	Opponent	Score	RPI S	Opponent	Score	Team's RPI: 194
39	A Western Ky.	43 80	71	A Long Beach St.	60 85	115	H Cleveland St.	79 74				
47	H Middle Tenn.	69 101	73	A Colorado St.	46 59	134	H Old Dominion	44 72				
						137	A Marshall	59 66				
						153	N New Mexico St.	44 57				
						195	H Charlotte	71 68				
						203	A UTSA	45 68				
						210	H UAB	66 56				
						230	H Western Ill.	90 88				
						257	A UCF	74 94				
						262	A Bethune-Cookman	88 68				
						263	A UTEP	68 63				
						272	H UNCW	84 80				
						280	H Northeastern	81 74				
						295	H NJIT	57 65				
						328	A FIU	79 63				
						328	H FIU	77 63				
LAST 12 Division I GAMES:												
280	H Northeastern	81 74	195	H Charlotte	71 68							
153	N New Mexico St.	44 57	328	H FIU	77 63							
230	H Western Ill.	90 88	137	A Marshall	59 66							
203	A UTSA	45 68	39	A Western Ky.	43 80							
263	A UTEP	68 63	47	H Middle Tenn.	69 101							
134	H Old Dominion	44 72	210	H UAB	66 56							

Non-Div I Games: Webber Int'l 111 76

Fla. Atlantic

Loss, Non-Conf, S Site, H Home A Away N Neutral

Average RPI Win:	204	WON-LOST	WINNING	LAST 10	STRENGTH OF	OPP. STRENGTH	TEAM	ADJ.	CONF.	ADJ CONF.
Average RPI Loss:	82	RECORD	PCT. RANK	GAMES	SCHEDULE	OF SCHEDULE	RPI	RPI	RPI	RPI
DIV. I ONLY	11- 12	182	3- 7	114	57	166	166	3	3	
DIV. I NON-CONF.	8- 5	123	1- 1	287	213	202	202	5	5	
TOTALS	RPI 1-25	RPI 26-50	W-L RECORDS	RPI 51-100	RPI 101-150	RPI 150+				
11- 12	0- 4	2- 0	OVERALL	1- 2	0- 4	8- 2				
8- 7	0- 2	1- 0	HOME	1- 1	0- 3	6- 1				
3- 5	0- 2	1- 0	AWAY	0- 1	0- 1	2- 1				
0- 0	0- 0	0- 0	NEUTRAL	0- 0	0- 0	0- 0				
8- 5	0- 1	0- 0	NON-CONFERENCE	1- 1	0- 1	7- 2				
7- 2	0- 0	0- 0	HOME	1- 0	0- 1	6- 1				
1- 3	0- 1	0- 0	AWAY	0- 1	0- 0	1- 1				
0- 0	0- 0	0- 0	NEUTRAL	0- 0	0- 0	0- 0				
3- 7	0- 3	2- 0	CONFERENCE	0- 1	0- 3	1- 0				
1- 5	0- 2	1- 0	HOME	0- 1	0- 2	0- 0				
2- 2	0- 1	1- 0	AWAY	0- 0	0- 1	1- 0				
0- 0	0- 0	0- 0	NEUTRAL	0- 0	0- 0	0- 0				

RPI 1-25				RPI 26-50				RPI 51-100				RPI 101+ Team's RPI: 166			
RPI	S	Opponent	Score	RPI	S	Opponent	Score	RPI	S	Opponent	Score	RPI	S	Opponent	Score
1	H	Tennessee	56 64	46	A	Vanderbilt	67 58	51	H	Stetson	59 54	102	H	Ole Miss	57 64
5	H	South Carolina	42 77	50	H	Arkansas	72 58	67	H	LSU	65 68	116	A	Missouri	47 66
10	A	Kentucky	56 62					83	A	St. John's (NY)	66 72	116	H	Missouri	52 68
12	A	Florida St.	51 77									129	H	Wisconsin	48 51
												163	A	Auburn	63 50
												167	H	Eastern Wash.	56 67
												179	A	Savannah St.	58 68
												206	H	Virginia Tech	73 44
												242	H	Jacksonville	84 73
												251	H	North Florida	63 51
												265	H	Southern U.	78 49
												278	A	Georgetown	81 73
												346	H	Longwood	91 46
												349	H	Charleston So.	92 64
LAST 12 Division I GAMES:															
1	H	Tennessee	56 64	116	A	Missouri	47 66								
46	A	Vanderbilt	67 58	102	H	Ole Miss	57 64								
116	H	Missouri	52 68	163	A	Auburn	63 50								
50	H	Arkansas	72 58	67	H	LSU	65 68								
5	H	South Carolina	42 77	251	H	North Florida	63 51								
10	A	Kentucky	56 62	167	H	Eastern Wash.	56 67								

Non-Div I Games:

Florida

■ Loss, 
 ■ Non-Conf, 
 ■ S Site, 
 ■ H Home 
 ■ A Away 
 N Neutral

Average RPI Win:	311	WON-LOST	WINNING	LAST 10	STRENGTH OF	OPP. STRENGTH	TEAM	ADJ.	CONF.	ADJ CONF.
Average RPI Loss:	223	RECORD	PCT. RANK	GAMES	SCHEDULE	OF SCHEDULE	RPI	RPI	RPI	RPI
DIV. I ONLY	5- 15	297	2- 8	346	326	338	338	31	31	
DIV. I NON-CONF.	2- 9	297	1- 3	306	293	328	328	29	29	
TOTALS	RPI 1-25	RPI 26-50	W-L RECORDS	RPI 51-100	RPI 101-150	RPI 150+				
5- 15	0- 0	0- 0	OVERALL	0- 2	0- 2	5- 11				
2- 5	0- 0	0- 0	HOME	0- 1	0- 1	2- 3				
1- 10	0- 0	0- 0	AWAY	0- 1	0- 1	1- 8				
2- 0	0- 0	0- 0	NEUTRAL	0- 0	0- 0	2- 0				
2- 9	0- 0	0- 0	NON-CONFERENCE	0- 1	0- 2	2- 6				
0- 2	0- 0	0- 0	HOME	0- 0	0- 1	0- 1				
0- 7	0- 0	0- 0	AWAY	0- 1	0- 1	0- 5				
2- 0	0- 0	0- 0	NEUTRAL	0- 0	0- 0	2- 0				
3- 6	0- 0	0- 0	CONFERENCE	0- 1	0- 0	3- 5				
2- 3	0- 0	0- 0	HOME	0- 1	0- 0	2- 2				
1- 3	0- 0	0- 0	AWAY	0- 0	0- 0	1- 3				
0- 0	0- 0	0- 0	NEUTRAL	0- 0	0- 0	0- 0				

RPI 1-25				RPI 26-50				RPI 51-100				RPI 101+				Team's RPI: 338	
RPI	S	Opponent	Score	RPI	S	Opponent	Score	RPI	S	Opponent	Score	RPI	S	Opponent	Score		
								53	A	Miami (FL)	47	83	128	A	Kennesaw St.	58	79
								91	H	Hampton	52	80	138	H	Troy	59	65
												155	A	Alabama	44	60	
												197	A	Mercer	47	61	
												244	A	SMU	46	77	
												262	H	Bethune-Cookman	57	70	
												265	A	Southern U.	69	80	
												277	H	Norfolk St.	50	68	
												279	A	South Carolina St.	55	50	
												283	A	Morgan St.	50	57	
												286	N	Sam Houston St.	69	67	
												290	H	Alabama St.	49	64	
												298	A	Southeastern La.	67	69	
												307	N	UNC Greensboro	70	64	
												332	A	N.C. Central	48	59	
												337	A	Coppin St.	65	70	
												340	H	UMES	64	54	
												341	H	Howard	65	51	
LAST 12 Division I GAMES:																	
332	A	N.C. Central	48	59	91	H	Hampton	52	80								
262	H	Bethune-Cookman	57	70	277	H	Norfolk St.	50	68								
340	H	UMES	64	54	197	A	Mercer	47	61								
341	H	Howard	65	51	128	A	Kennesaw St.	58	79								
337	A	Coppin St.	65	70	307	N	UNC Greensboro	70	64								
283	A	Morgan St.	50	57	53	A	Miami (FL)	47	83								

Non-Div I Games: Webber Int'l 52 41

Florida A&amp;M

■ Loss, 
 ■ Non-Conf, 
 ■ S Site, 
 ■ H Home 
 ■ A Away 
 N Neutral



Average RPI Win:	139	WON-LOST	WINNING	LAST 10	STRENGTH OF	OPP. STRENGTH	TEAM	ADJ.	CONF.	ADJ CONF.
Average RPI Loss:	10	RECORD	PCT. RANK	GAMES	SCHEDULE	OF SCHEDULE	RPI	RPI	RPI	RPI
DIV. I ONLY	22- 2	6	9- 1	51	36	12	12	2	2	
DIV. I NON-CONF.	13- 1	5	2- 0	167	115	34	34	4	4	
TOTALS	RPI 1-25	RPI 26-50	W-L RECORDS	RPI 51-100	RPI 101-150	RPI 150+				
22- 2	2- 2	3- 0	OVERALL	3- 0	3- 0	11- 0				
12- 0	2- 0	2- 0	HOME	1- 0	0- 0	7- 0				
6- 1	0- 1	1- 0	AWAY	2- 0	1- 0	2- 0				
4- 1	0- 1	0- 0	NEUTRAL	0- 0	2- 0	2- 0				
13- 1	0- 1	1- 0	NON-CONFERENCE	1- 0	3- 0	8- 0				
6- 0	0- 0	0- 0	HOME	0- 0	0- 0	6- 0				
3- 0	0- 0	1- 0	AWAY	1- 0	1- 0	0- 0				
4- 1	0- 1	0- 0	NEUTRAL	0- 0	2- 0	2- 0				
9- 1	2- 1	2- 0	CONFERENCE	2- 0	0- 0	3- 0				
6- 0	2- 0	2- 0	HOME	1- 0	0- 0	1- 0				
3- 1	0- 1	0- 0	AWAY	1- 0	0- 0	2- 0				
0- 0	0- 0	0- 0	NEUTRAL	0- 0	0- 0	0- 0				

RPI 1-25				Team's RPI: 12		RPI 26-50				RPI 51-100				RPI 101+			
RPI	S	Opponent	Score	RPI	S	Opponent	Score	RPI	S	Opponent	Score	RPI	S	Opponent	Score		
3	A	Notre Dame	68 74	26	H	Syracuse	62 52	53	H	Miami (FL)	80 60	112	N	Furman	94 63		
7	H	Louisville	68 63	32	H	Pittsburgh	58 43	80	A	Georgia Tech	82 62	131	N	Hartford	69 59		
13	H	Duke	74 58	49	A	Tulane	65 54	86	A	Purdue	67 64	143	A	Temple	66 62		
16	N	Washington	68 80									151	A	Clemson	82 52		
												166	H	Florida	77 51		
												177	H	Wake Forest	110 80		
												179	H	Savannah St.	97 51		
												183	N	Massachusetts	73 47		
												206	A	Virginia Tech	59 44		
												210	H	UAB	92 62		
												242	H	Jacksonville	73 46		
												251	H	North Florida	79 58		
												262	H	Bethune-Cookman	103 34		
												303	N	Eastern Ill.	91 55		
LAST 12 Division I GAMES:																	
				53	H	Miami (FL)	80 60	32	H	Pittsburgh	58 43						
				26	H	Syracuse	62 52	13	H	Duke	74 58						
				80	A	Georgia Tech	82 62	151	A	Clemson	82 52						
				177	H	Wake Forest	110 80	3	A	Notre Dame	68 74						
				7	H	Louisville	68 63	242	H	Jacksonville	73 46						
				206	A	Virginia Tech	59 44	49	A	Tulane	65 54						

Non-Div I Games:

Florida St.

■ Loss, 
 ■ Non-Conf, S Site, 
 ■ Home 
 ■ Away 
 N Neutral

Average RPI Win: <b>180</b>	WON-LOST	WINNING	LAST 10	STRENGTH OF	OPP. STRENGTH	TEAM	ADJ.	CONF.	ADJ CONF.
Average RPI Loss: <b>84</b>	RECORD	PCT. RANK	GAMES	SCHEDULE	OF SCHEDULE	RPI	RPI	RPI	RPI
DIV. I ONLY	17- 7	55	8- 2	111	120	75	75	6	6
DIV. I NON-CONF.	8- 5	123	0- 1	96	217	101	101	6	6
TOTALS	RPI 1-25	RPI 26-50	W-L RECORDS	RPI 51-100	RPI 101-150	RPI 150+			
17- 7	0- 1	0- 2	OVERALL	1- 2	8- 0	8- 2			
9- 4	0- 1	0- 1	HOME	1- 1	4- 0	4- 1			
7- 2	0- 0	0- 0	AWAY	0- 0	4- 0	3- 0			
1- 1	0- 0	0- 0	NEUTRAL	0- 1	0- 0	1- 0			
8- 5	0- 1	0- 2	NON-CONFERENCE	0- 1	3- 0	5- 1			
4- 3	0- 1	0- 1	HOME	0- 0	1- 0	3- 1			
3- 1	0- 0	0- 1	AWAY	0- 0	2- 0	1- 0			
1- 1	0- 0	0- 0	NEUTRAL	0- 1	0- 0	1- 0			
9- 2	0- 0	0- 0	CONFERENCE	1- 1	5- 0	3- 1			
5- 1	0- 0	0- 0	HOME	1- 1	3- 0	1- 0			
4- 1	0- 0	0- 0	AWAY	0- 0	2- 0	2- 1			
0- 0	0- 0	0- 0	NEUTRAL	0- 0	0- 0	0- 0			

RPI 1-25				RPI 26-50				RPI 51-100				RPI 101+			
RPI	S	Opponent	Score	RPI	S	Opponent	Score	RPI	S	Opponent	Score	RPI	S	Opponent	Score
18	H	Princeton	53 <b>67</b>	26	A	Syracuse	42 <b>59</b>	61	H	Duquesne	46 <b>56</b>	117	A	Saint Joseph's	48 47
				43	H	Seton Hall	43 <b>56</b>	74	N	Drake	56 <b>62</b>	117	H	Saint Joseph's	57 47
								95	H	Richmond	65 64	118	H	Hofstra	60 46
												120	H	VCU	60 51
												136	A	Central Conn. St.	72 36
												141	A	St. Bonaventure	72 62
												141	H	St. Bonaventure	54 51
												143	A	Temple	71 64
												164	A	Saint Louis	50 <b>54</b>
												179	H	Savannah St.	63 53
												181	A	La Salle	70 59
												183	H	Massachusetts	65 42
												200	A	Delaware	49 44
												205	H	Iona	51 <b>72</b>
												234	A	Davidson	66 45
												304	H	Mt. St. Mary's	61 37
												319	H	Manhattan	70 41
												335	N	Incarinate Word	74 42
LAST 12 Division I GAMES:															
117	A	Saint Joseph's	48 47	120	H	VCU	60 51								
141	H	St. Bonaventure	54 51	117	H	Saint Joseph's	57 47								
61	H	Duquesne	46 <b>56</b>	141	A	St. Bonaventure	72 62								
234	A	Davidson	66 45	181	A	La Salle	70 59								
164	A	Saint Louis	50 <b>54</b>	95	H	Richmond	65 64								
183	H	Massachusetts	65 42	18	H	Princeton	53 <b>67</b>								

Non-Div I Games:

Fordham

■ Loss, 
 ■ Non-Conf, S Site, 
 ■ Home 
 ■ Away 
 N Neutral

Average RPI Win:	172	WON-LOST	WINNING	LAST 10	STRENGTH OF	OPP. STRENGTH	TEAM	ADJ.	CONF.	ADJ CONF.
Average RPI Loss:	118	RECORD	PCT. RANK	GAMES	SCHEDULE	OF SCHEDULE	RPI	RPI	RPI	RPI
DIV. I ONLY	15- 4	30	9- 1	82	159	33	33	21	21	
DIV. I NON-CONF.	6- 3	92	1- 0	6	154	16	16	19	19	
TOTALS	RPI 1-25	RPI 26-50	W-L RECORDS	RPI 51-100	RPI 101-150	RPI 150+				
15- 4	0- 1	0- 0	OVERALL	4- 1	1- 1	10- 1				
9- 0	0- 0	0- 0	HOME	3- 0	0- 0	6- 0				
6- 4	0- 1	0- 0	AWAY	1- 1	1- 1	4- 1				
0- 0	0- 0	0- 0	NEUTRAL	0- 0	0- 0	0- 0				
6- 3	0- 1	0- 0	NON-CONFERENCE	3- 1	1- 1	2- 0				
4- 0	0- 0	0- 0	HOME	2- 0	0- 0	2- 0				
2- 3	0- 1	0- 0	AWAY	1- 1	1- 1	0- 0				
0- 0	0- 0	0- 0	NEUTRAL	0- 0	0- 0	0- 0				
9- 1	0- 0	0- 0	CONFERENCE	1- 0	0- 0	8- 1				
5- 0	0- 0	0- 0	HOME	1- 0	0- 0	4- 0				
4- 1	0- 0	0- 0	AWAY	0- 0	0- 0	4- 1				
0- 0	0- 0	0- 0	NEUTRAL	0- 0	0- 0	0- 0				

RPI 1-25				RPI 26-50		Team's RPI: 33		RPI 51-100				RPI 101+			
RPI	S	Opponent	Score	RPI	S	Opponent	Score	RPI	S	Opponent	Score	RPI	S	Opponent	Score
15	A	George Washington	64 73					58	H	St. Mary's (CA)	60 56	126	A	Oregon	68 59
								73	H	Colorado St.	53 49	147	A	Bakersfield	60 80
								77	A	San Diego	93 88	154	H	New Mexico	71 65
								93	A	Southern California	50 68	157	H	Cal Poly	67 56
								98	H	UC Riverside	73 61	187	H	Cal St. Fullerton	57 52
												204	A	San Diego St.	56 44
												204	H	San Diego St.	57 50
												218	A	San Jose St.	51 56
												218	H	San Jose St.	58 46
												223	A	Wyoming	66 65
												259	A	Utah St.	70 64
												269	A	Nevada	62 44
												269	H	Nevada	65 43
LAST 12 Division I GAMES:															
218	A	San Jose St.	51 56	269	H	Nevada	65 43								
73	H	Colorado St.	53 49	259	A	Utah St.	70 64								
204	H	San Diego St.	57 50	204	A	San Diego St.	56 44								
269	A	Nevada	62 44	154	H	New Mexico	71 65								
223	A	Wyoming	66 65	126	A	Oregon	68 59								
218	H	San Jose St.	58 46	187	H	Cal St. Fullerton	57 52								

Non-Div I Games: Bethesda Christian 81 63 Cal St. Stanislaus 65 36

Fresno St.

■ Loss, 
 ■ Non-Conf, 
 ■ S Site, 
 ■ H Home 
 ■ A Away 
 N Neutral

Average RPI Win:	247	WON-LOST	WINNING	LAST 10	STRENGTH OF	OPP. STRENGTH	TEAM	ADJ.	CONF.	ADJ CONF.
Average RPI Loss:	73	RECORD	PCT. RANK	GAMES	SCHEDULE	OF SCHEDULE	RPI	RPI	RPI	RPI
DIV. I ONLY	13- 9	117	6- 4	130	156	112	112	20	20	
DIV. I NON-CONF.	9- 5	102	2- 2	149	140	86	86	20	20	
TOTALS	RPI 1-25	RPI 26-50	W-L RECORDS	RPI 51-100	RPI 101-150	RPI 150+				
13- 9	0- 4	0- 1	OVERALL	0- 1	2- 1	11- 2				
8- 2	0- 1	0- 0	HOME	0- 0	1- 1	7- 0				
4- 5	0- 1	0- 1	AWAY	0- 1	0- 0	4- 2				
1- 2	0- 2	0- 0	NEUTRAL	0- 0	1- 0	0- 0				
9- 5	0- 2	0- 1	NON-CONFERENCE	0- 1	2- 0	7- 1				
6- 0	0- 0	0- 0	HOME	0- 0	1- 0	5- 0				
2- 3	0- 0	0- 1	AWAY	0- 1	0- 0	2- 1				
1- 2	0- 2	0- 0	NEUTRAL	0- 0	1- 0	0- 0				
4- 4	0- 2	0- 0	CONFERENCE	0- 0	0- 1	4- 1				
2- 2	0- 1	0- 0	HOME	0- 0	0- 1	2- 0				
2- 2	0- 1	0- 0	AWAY	0- 0	0- 0	2- 1				
0- 0	0- 0	0- 0	NEUTRAL	0- 0	0- 0	0- 0				

RPI S	Opponent	Score	RPI S	Opponent	Score	RPI S	Opponent	Score	RPI S	Opponent	Score	Team's RPI: 112
12 N	Florida St.	63 94	36 A	Georgia	51 58	94 A	Elon	71 81	122 H	East Tenn. St.	72 73	
16 N	Washington	69 101							131 N	Hartford	53 43	
23 A	Chattanooga	45 67							150 H	Appalachian St.	84 79	
23 H	Chattanooga	40 47							151 A	Clemson	69 79	
									184 A	Samford	65 76	
									197 A	Mercer	58 55	
									204 H	San Diego St.	60 43	
									215 A	Winthrop	73 55	
									228 H	USC Upstate	74 59	
									234 H	Davidson	67 60	
									279 A	South Carolina St.	65 46	
									307 A	UNC Greensboro	78 70	
									308 H	Wofford	58 56	
									313 H	Coastal Caro.	90 56	
									315 H	Western Caro.	84 72	
									327 H	UNC Asheville	81 71	
LAST 12 Division I GAMES:												
307 A	UNC Greensboro	78 70	23 H	Chattanooga	40 47							
315 H	Western Caro.	84 72	122 H	East Tenn. St.	72 73							
308 H	Wofford	58 56	228 H	USC Upstate	74 59							
23 A	Chattanooga	45 67	279 A	South Carolina St.	65 46							
197 A	Mercer	58 55	94 A	Elon	71 81							
184 A	Samford	65 76	36 A	Georgia	51 58							

Non-Div I Games: North Greenville 75 50 Southern Wesleyan 96 73

Furman

Loss, Non-Conf, S Site, H Home A Away N Neutral

Average RPI Win: 275				WON-LOST	WINNING	LAST 10	STRENGTH OF		OPP. STRENGTH	TEAM	ADJ.	CONF.	ADJ CONF.
Average RPI Loss: 152				RECORD	PCT. RANK	GAMES	SCHEDULE		OF SCHEDULE	RPI	RPI	RPI	RPI
DIV. I ONLY				3- 17	328	1- 9	164		225	299	299	16	16
DIV. I NON-CONF.				2- 6	281	0- 0	121		334	265	265	16	16
TOTALS		RPI 1-25		RPI 26-50		W-L RECORDS		RPI 51-100		RPI 101-150		RPI 150+	
3- 17		0- 0		0- 2		OVERALL		0- 1		0- 5		3- 9	
1- 8		0- 0		0- 1		HOME		0- 0		0- 3		1- 4	
1- 8		0- 0		0- 1		AWAY		0- 1		0- 2		1- 4	
1- 1		0- 0		0- 0		NEUTRAL		0- 0		0- 0		1- 1	
2- 6		0- 0		0- 1		NON-CONFERENCE		0- 0		0- 1		2- 4	
1- 2		0- 0		0- 0		HOME		0- 0		0- 1		1- 1	
0- 3		0- 0		0- 1		AWAY		0- 0		0- 0		0- 2	
1- 1		0- 0		0- 0		NEUTRAL		0- 0		0- 0		1- 1	
1- 11		0- 0		0- 1		CONFERENCE		0- 1		0- 4		1- 5	
0- 6		0- 0		0- 1		HOME		0- 0		0- 2		0- 3	
1- 5		0- 0		0- 0		AWAY		0- 1		0- 2		1- 2	
0- 0		0- 0		0- 0		NEUTRAL		0- 0		0- 0		0- 0	

RPI 1-25				RPI 26-50				RPI 51-100				RPI 101+				Team's RPI: 299
RPI	S	Opponent	Score	RPI	S	Opponent	Score	RPI	S	Opponent	Score	RPI	S	Opponent	Score	
				36	A	Georgia	52 93	54	A	Arkansas St.	63 86	128	H	Kennesaw St.	51 72	
				40	H	UALR	44 58					138	A	Troy	74 84	
												146	A	Texas St.	57 67	
												146	H	Texas St.	65 79	
												150	H	Appalachian St.	74 77	
												165	H	La.-Lafayette	57 69	
												167	N	Eastern Wash.	42 55	
												170	A	Jacksonville St.	52 78	
												190	A	La.-Monroe	66 72	
												190	H	La.-Monroe	50 58	
												192	A	Texas-Arlington	52 64	
												197	H	Mercer	61 84	
												226	H	Georgia St.	54 82	
												242	H	Jacksonville	78 65	
												248	A	Lipscomb	74 80	
												265	N	Southern U.	68 52	
												318	A	South Ala.	67 53	
LAST 12 Division I GAMES:																
				190	H	La.-Monroe	50 58	138	A	Troy	74 84					
				226	H	Georgia St.	54 82	165	H	La.-Lafayette	57 69					
				40	H	UALR	44 58	318	A	South Ala.	67 53					
				150	H	Appalachian St.	74 77	54	A	Arkansas St.	63 86					
				190	A	La.-Monroe	66 72	146	H	Texas St.	65 79					
				146	A	Texas St.	57 67	192	A	Texas-Arlington	52 64					

Non-Div I Games:	Toccoa Falls	84	36
------------------	--------------	----	----

Ga. Southern

Loss, Non-Conf, S Site, H Home A Away N Neutral

Average RPI Win:	301	WON-LOST	WINNING	LAST 10	STRENGTH OF	OPP. STRENGTH	TEAM	ADJ.	CONF.	ADJ CONF.
Average RPI Loss:	204	RECORD	PCT. RANK	GAMES	SCHEDULE	OF SCHEDULE	RPI	RPI	RPI	RPI
DIV. I ONLY	8- 14	251	5- 5	332	333	297	297	28	28	
DIV. I NON-CONF.	2- 5	259	0- 0	344	258	329	329	32	32	
TOTALS	RPI 1-25	RPI 26-50	W-L RECORDS	RPI 51-100	RPI 101-150	RPI 150+				
8- 14	0- 0	0- 0	OVERALL	0- 2	0- 3	8- 9				
5- 4	0- 0	0- 0	HOME	0- 1	0- 0	5- 3				
3- 10	0- 0	0- 0	AWAY	0- 1	0- 3	3- 6				
0- 0	0- 0	0- 0	NEUTRAL	0- 0	0- 0	0- 0				
2- 5	0- 0	0- 0	NON-CONFERENCE	0- 0	0- 3	2- 2				
1- 1	0- 0	0- 0	HOME	0- 0	0- 0	1- 1				
1- 4	0- 0	0- 0	AWAY	0- 0	0- 3	1- 1				
0- 0	0- 0	0- 0	NEUTRAL	0- 0	0- 0	0- 0				
6- 9	0- 0	0- 0	CONFERENCE	0- 2	0- 0	6- 7				
4- 3	0- 0	0- 0	HOME	0- 1	0- 0	4- 2				
2- 6	0- 0	0- 0	AWAY	0- 1	0- 0	2- 5				
0- 0	0- 0	0- 0	NEUTRAL	0- 0	0- 0	0- 0				

RPI 1-25				RPI 26-50				RPI 51-100				RPI 101+ Team's RPI: 297					
RPI	S	Opponent	Score	RPI	S	Opponent	Score	RPI	S	Opponent	Score	RPI	S	Opponent	Score		
								88	A	Liberty	47	56	128	A	Kennesaw St.	47	50
								88	H	Liberty	48	61	149	A	Indiana	54	115
													150	A	Appalachian St.	69	77
													182	A	High Point	57	72
													186	A	Radford	49	59
													186	H	Radford	60	76
													215	A	Winthrop	79	65
													234	H	Davidson	67	68
													235	A	Presbyterian	50	55
													235	H	Presbyterian	50	47
													246	A	Campbell	74	75
													307	A	UNC Greensboro	60	76
													308	A	Wofford	65	60
													313	A	Coastal Caro.	71	65
													313	H	Coastal Caro.	82	74
													327	H	UNC Asheville	55	64
													332	H	N.C. Central	73	53
													346	A	Longwood	59	63
													346	H	Longwood	80	53
													349	H	Charleston So.	70	54
LAST 12 Division I GAMES:																	
346	H	Longwood	80	53	327	H	UNC Asheville	55	64								
88	H	Liberty	48	61	246	A	Campbell	74	75								
235	H	Presbyterian	50	47	349	H	Charleston So.	70	54								
313	A	Coastal Caro.	71	65	215	A	Winthrop	79	65								
186	A	Radford	49	59	313	H	Coastal Caro.	82	74								
182	A	High Point	57	72	186	H	Radford	60	76								

Non-Div I Games: Tenn. Temple 68 48 Montreat 118 37

Gardner-Webb

Loss, Non-Conf, S Site, H Home A Away N Neutral

## George Mason

Through Games Of Feb. 8, 2015

Average RPI Win:	246	WON-LOST	WINNING	LAST 10	STRENGTH OF	OPP. STRENGTH	TEAM	ADJ.	CONF.	ADJ CONF.
Average RPI Loss:	133	RECORD	PCT. RANK	GAMES	SCHEDULE	OF SCHEDULE	RPI	RPI	RPI	RPI
DIV. I ONLY	12- 11	164	4- 6	269	189	216	216	6	6	
DIV. I NON-CONF.	8- 5	123	1- 1	346	306	261	261	6	6	
TOTALS	RPI 1-25	RPI 26-50	W-L RECORDS	RPI 51-100	RPI 101-150	RPI 150+				
12- 11	0- 2	0- 0	OVERALL	0- 2	1- 3	11- 4				
6- 5	0- 2	0- 0	HOME	0- 0	1- 2	5- 1				
3- 5	0- 0	0- 0	AWAY	0- 2	0- 1	3- 2				
3- 1	0- 0	0- 0	NEUTRAL	0- 0	0- 0	3- 1				
8- 5	0- 0	0- 0	NON-CONFERENCE	0- 0	0- 1	8- 4				
3- 2	0- 0	0- 0	HOME	0- 0	0- 1	3- 1				
2- 2	0- 0	0- 0	AWAY	0- 0	0- 0	2- 2				
3- 1	0- 0	0- 0	NEUTRAL	0- 0	0- 0	3- 1				
4- 6	0- 2	0- 0	CONFERENCE	0- 2	1- 2	3- 0				
3- 3	0- 2	0- 0	HOME	0- 0	1- 1	2- 0				
1- 3	0- 0	0- 0	AWAY	0- 2	0- 1	1- 0				
0- 0	0- 0	0- 0	NEUTRAL	0- 0	0- 0	0- 0				

RPI S	Opponent	Score	RPI S	Opponent	Score	RPI S	Opponent	Score	RPI S	Opponent	Score	Team's RPI: 216
14	H Dayton	73 84				61	A Duquesne	54 88	120	A VCU	66 70	
15	H George Washington	52 87				95	A Richmond	49 77	122	H East Tenn. St.	71 84	
									123	H Rhode Island	45 57	
									141	H St. Bonaventure	68 55	
									164	H Saint Louis	66 57	
									181	A La Salle	73 71	
									190	N La.-Monroe	65 53	
									206	H Virginia Tech	77 69	
									212	A Navy	79 84	
									213	H Morehead St.	70 79	
									215	N Winthrop	69 57	
									217	A Towson	70 72	
									234	H Davidson	63 60	
									270	H Col. of Charleston	71 61	
									273	N Abilene Christian	86 88	
									322	A Saint Francis (PA)	86 77	
									336	H Delaware St.	110 91	
									346	A Longwood	83 61	
									348	N Mississippi Val.	71 62	
LAST 12 Division I GAMES:												
234	H Davidson	63 60	141	H St. Bonaventure	68 55							
14	H Dayton	73 84	181	A La Salle	73 71							
15	H George Washington	52 87	61	A Duquesne	54 88							
120	A VCU	66 70	164	H Saint Louis	66 57							
123	H Rhode Island	45 57	217	A Towson	70 72							
95	A Richmond	49 77	346	A Longwood	83 61							

Non-Div I Games:

George Mason

■ Loss, 
 ■ Non-Conf, 
 ■ S Site, 
 ■ H Home 
 ■ A Away 
 N Neutral

Average RPI Win: <b>140</b>	WON-LOST	WINNING	LAST 10	STRENGTH OF	OPP. STRENGTH	TEAM	ADJ.	CONF.	ADJ CONF.
Average RPI Loss: <b>12</b>	RECORD	PCT. RANK	GAMES	SCHEDULE	OF SCHEDULE	RPI	RPI	RPI	RPI
DIV. I ONLY	20- 2	8	10- 0	53	51	15	15	6	6
DIV. I NON-CONF.	10- 2	31	2- 0	79	26	26	26	6	6
TOTALS	RPI 1-25	RPI 26-50	W-L RECORDS	RPI 51-100	RPI 101-150	RPI 150+			
20- 2	2- 2	1- 0	OVERALL	6- 0	2- 0	9- 0			
10- 1	1- 1	1- 0	HOME	3- 0	1- 0	4- 0			
8- 1	1- 1	0- 0	AWAY	1- 0	1- 0	5- 0			
2- 0	0- 0	0- 0	NEUTRAL	2- 0	0- 0	0- 0			
10- 2	0- 2	1- 0	NON-CONFERENCE	4- 0	0- 0	5- 0			
5- 1	0- 1	1- 0	HOME	1- 0	0- 0	3- 0			
3- 1	0- 1	0- 0	AWAY	1- 0	0- 0	2- 0			
2- 0	0- 0	0- 0	NEUTRAL	2- 0	0- 0	0- 0			
10- 0	2- 0	0- 0	CONFERENCE	2- 0	2- 0	4- 0			
5- 0	1- 0	0- 0	HOME	2- 0	1- 0	1- 0			
5- 0	1- 0	0- 0	AWAY	0- 0	1- 0	3- 0			
0- 0	0- 0	0- 0	NEUTRAL	0- 0	0- 0	0- 0			

RPI	S	Opponent	Score
4	H	Maryland	65 75
14	A	Dayton	69 66
14	H	Dayton	67 56
19	A	FGCU	75 88

RPI	S	Opponent	Score
33	H	Fresno St.	73 64

RPI	S	Opponent	Score
58	H	St. Mary's (CA)	70 52
61	H	Duquesne	83 56
80	N	North Carolina St.	74 66
86	N	Purdue	79 59
95	H	Richmond	77 67
96	A	American	63 52

RPI	S	Opponent	Score
117	H	Saint Joseph's	83 69
123	A	Rhode Island	59 49
160	H	Memphis	63 44
181	A	La Salle	67 48
183	A	Massachusetts	69 54
216	A	George Mason	87 52
217	A	Towson	82 48
234	H	Davidson	52 35
252	A	Loyola Maryland	72 49
278	H	Georgetown	72 60
306	H	Grambling	89 51

## LAST 12 Division I GAMES:

14	H	Dayton	67 56	123	A	Rhode Island	59 49
234	H	Davidson	52 35	95	H	Richmond	77 67
216	A	George Mason	87 52	117	H	Saint Joseph's	83 69
181	A	La Salle	67 48	14	A	Dayton	69 66
61	H	Duquesne	83 56	217	A	Towson	82 48
183	A	Massachusetts	69 54	252	A	Loyola Maryland	72 49

Non-Div I Games: Bowie St. 88 45

George Washington

■ Loss, 
 ■ Non-Conf, S Site, 
 ■ Home 
 ■ Away 
 N Neutral



## Georgetown

Through Games Of Feb. 8, 2015

Average RPI Win:	273	WON-LOST	WINNING	LAST 10	STRENGTH OF	OPP. STRENGTH	TEAM	ADJ.	CONF.	ADJ CONF.
Average RPI Loss:	109	RECORD	PCT. RANK	GAMES	SCHEDULE	OF SCHEDULE	RPI	RPI	RPI	RPI
DIV. I ONLY	4- 20	324	1- 9	99	88	278	278	10	10	
DIV. I NON-CONF.	2- 10	311	0- 0	117	100	281	281	9	9	
TOTALS	RPI 1-25	RPI 26-50	W-L RECORDS	RPI 51-100	RPI 101-150	RPI 150+				
4- 20	0- 2	0- 1	OVERALL	0- 8	0- 3	4- 6				
4- 7	0- 0	0- 1	HOME	0- 3	0- 1	4- 2				
0- 10	0- 2	0- 0	AWAY	0- 5	0- 1	0- 2				
0- 3	0- 0	0- 0	NEUTRAL	0- 0	0- 1	0- 2				
2- 10	0- 2	0- 0	NON-CONFERENCE	0- 2	0- 2	2- 4				
2- 3	0- 0	0- 0	HOME	0- 0	0- 1	2- 2				
0- 4	0- 2	0- 0	AWAY	0- 2	0- 0	0- 0				
0- 3	0- 0	0- 0	NEUTRAL	0- 0	0- 1	0- 2				
2- 10	0- 0	0- 1	CONFERENCE	0- 6	0- 1	2- 2				
2- 4	0- 0	0- 1	HOME	0- 3	0- 0	2- 0				
0- 6	0- 0	0- 0	AWAY	0- 3	0- 1	0- 2				
0- 0	0- 0	0- 0	NEUTRAL	0- 0	0- 0	0- 0				

RPI 1-25				RPI 26-50				RPI 51-100				RPI 101+ Team's RPI: 278			
RPI	S	Opponent	Score	RPI	S	Opponent	Score	RPI	S	Opponent	Score	RPI	S	Opponent	Score
15	A	George Washington	60 72	43	H	Seton Hall	85 99	57	A	DePaul	52 93	125	A	Butler	58 63
18	A	Princeton	54 83					57	H	DePaul	85 105	141	H	St. Bonaventure	64 70
								60	A	Creighton	61 76	143	N	Temple	58 81
								70	A	Kansas	42 55	155	N	Alabama	58 72
								83	H	St. John's (NY)	57 74	160	H	Memphis	46 63
								87	A	Villanova	57 69	166	H	Florida	73 81
								87	H	Villanova	48 64	173	A	Xavier	55 63
								95	A	Richmond	57 65	188	N	Holy Cross	69 73
												233	H	Providence	69 61
												252	H	Loyola Maryland	71 44
												266	A	Marquette	73 80
												266	H	Marquette	83 76
												340	H	UMES	88 75
LAST 12 Division I GAMES:															
87	H	Villanova	48 64	173	A	Xavier	55 63								
266	A	Marquette	73 80	87	A	Villanova	57 69								
57	A	DePaul	52 93	233	H	Providence	69 61								
43	H	Seton Hall	85 99	57	H	DePaul	85 105								
83	H	St. John's (NY)	57 74	266	H	Marquette	83 76								
125	A	Butler	58 63	60	A	Creighton	61 76								

Non-Div I Games:

Georgetown

■ Loss, 
■ Non-Conf, 
■ S Site, 
■ H Home 
■ A Away 
N Neutral

Average RPI Win:	166	WON-LOST	WINNING	LAST 10	STRENGTH OF	OPP. STRENGTH	TEAM	ADJ.	CONF.	ADJ CONF.
Average RPI Loss:	32	RECORD	PCT. RANK	GAMES	SCHEDULE	OF SCHEDULE	RPI	RPI	RPI	RPI
DIV. I ONLY	17- 6	48	5- 5	63	45	36	36	3	3	
DIV. I NON-CONF.	12- 1	8	1- 1	256	135	53	53	5	5	
TOTALS	RPI 1-25	RPI 26-50	W-L RECORDS	RPI 51-100	RPI 101-150	RPI 150+				
17- 6	1- 3	2- 2	OVERALL	2- 0	3- 1	9- 0				
12- 1	1- 1	1- 0	HOME	1- 0	3- 0	6- 0				
5- 5	0- 2	1- 2	AWAY	1- 0	0- 1	3- 0				
0- 0	0- 0	0- 0	NEUTRAL	0- 0	0- 0	0- 0				
12- 1	0- 0	1- 1	NON-CONFERENCE	2- 0	2- 0	7- 0				
8- 0	0- 0	0- 0	HOME	1- 0	2- 0	5- 0				
4- 1	0- 0	1- 1	AWAY	1- 0	0- 0	2- 0				
0- 0	0- 0	0- 0	NEUTRAL	0- 0	0- 0	0- 0				
5- 5	1- 3	1- 1	CONFERENCE	0- 0	1- 1	2- 0				
4- 1	1- 1	1- 0	HOME	0- 0	1- 0	1- 0				
1- 4	0- 2	0- 1	AWAY	0- 0	0- 1	1- 0				
0- 0	0- 0	0- 0	NEUTRAL	0- 0	0- 0	0- 0				

RPI 1-25				RPI 26-50				RPI 51-100				RPI 101+			
RPI	S	Opponent	Score	RPI	S	Opponent	Score	RPI	S	Opponent	Score	RPI	S	Opponent	Score
1	A	Tennessee	51 59	31	A	Mississippi St.	56 64	68	H	TCU	62 53	102	A	Ole Miss	52 55
5	H	South Carolina	35 58	35	A	Ohio St.	67 59	80	A	Georgia Tech	64 57	105	H	Michigan St.	69 60
10	A	Kentucky	72 80	43	A	Seton Hall	51 70					112	H	Furman	58 51
24	H	Texas A&M	54 51	46	H	Vanderbilt	64 53					116	H	Missouri	69 48
												155	H	Alabama	64 47
												163	A	Auburn	57 52
												197	A	Mercer	68 49
												198	H	Belmont	62 43
												276	H	Colgate	66 35
												283	H	Morgan St.	68 36
												299	H	Ga. Southern	93 52
												334	A	Tennessee Tech	74 51
												337	H	Coppin St.	49 29
LAST 12 Division I GAMES:															
5	H	South Carolina	35 58	163	A	Auburn	57 52								
10	A	Kentucky	72 80	116	H	Missouri	69 48								
1	A	Tennessee	51 59	155	H	Alabama	64 47								
24	H	Texas A&M	54 51	31	A	Mississippi St.	56 64								
46	H	Vanderbilt	64 53	43	A	Seton Hall	51 70								
102	A	Ole Miss	52 55	198	H	Belmont	62 43								

Non-Div I Games:

## Georgia

Loss, Non-Conf, S Site, H Home A Away N Neutral

Average RPI Win:	228	WON-LOST	WINNING	LAST 10	STRENGTH OF	OPP. STRENGTH	TEAM	ADJ.	CONF.	ADJ CONF.
Average RPI Loss:	134	RECORD	PCT. RANK	GAMES	SCHEDULE	OF SCHEDULE	RPI	RPI	RPI	RPI
DIV. I ONLY	9- 12	218	3- 7	172	215	226	226	16	16	
DIV. I NON-CONF.	4- 4	158	0- 0	218	287	234	234	16	16	
TOTALS	RPI 1-25	RPI 26-50	W-L RECORDS	RPI 51-100	RPI 101-150	RPI 150+				
9- 12	0- 0	0- 1	OVERALL	0- 3	2- 2	7- 6				
5- 8	0- 0	0- 1	HOME	0- 2	1- 2	4- 3				
4- 4	0- 0	0- 0	AWAY	0- 1	1- 0	3- 3				
0- 0	0- 0	0- 0	NEUTRAL	0- 0	0- 0	0- 0				
4- 4	0- 0	0- 0	NON-CONFERENCE	0- 1	0- 1	4- 2				
3- 3	0- 0	0- 0	HOME	0- 1	0- 1	3- 1				
1- 1	0- 0	0- 0	AWAY	0- 0	0- 0	1- 1				
0- 0	0- 0	0- 0	NEUTRAL	0- 0	0- 0	0- 0				
5- 8	0- 0	0- 1	CONFERENCE	0- 2	2- 1	3- 4				
2- 5	0- 0	0- 1	HOME	0- 1	1- 1	1- 2				
3- 3	0- 0	0- 0	AWAY	0- 1	1- 0	2- 2				
0- 0	0- 0	0- 0	NEUTRAL	0- 0	0- 0	0- 0				

RPI S	Opponent	Score	RPI S	Opponent	Score	RPI S	Opponent	Score	RPI S	Opponent	Score	Team's RPI: 226
40	H UALR	55	75	54	A Arkansas St.	65	76	128	H Kennesaw St.	64	73	
				54	H Arkansas St.	47	61	138	H Troy	87	96	
				88	H Liberty	71	73	146	H Texas St.	74	69	
								150	A Appalachian St.	76	71	
								165	A La.-Lafayette	52	68	
								165	H La.-Lafayette	56	63	
								181	H La Salle	68	76	
								183	H Massachusetts	71	66	
								184	H Samford	61	56	
								190	H La.-Monroe	80	72	
								192	A Texas-Arlington	45	57	
								192	H Texas-Arlington	39	45	
								213	A Morehead St.	72	74	
								251	A North Florida	72	59	
								299	A Ga. Southern	82	54	
								318	A South Ala.	84	78	
								334	H Tennessee Tech	72	60	
LAST 12 Division I GAMES:												
318	A South Ala.	84	78	150	A Appalachian St.	76	71					
299	A Ga. Southern	82	54	192	H Texas-Arlington	39	45					
54	H Arkansas St.	47	61	138	H Troy	87	96					
192	A Texas-Arlington	45	57	165	A La.-Lafayette	52	68					
165	H La.-Lafayette	56	63	146	H Texas St.	74	69					
54	A Arkansas St.	65	76	40	H UALR	55	75					

Non-Div I Games: Thomas (GA) 101 55

Georgia St.

Average RPI Win:	206	WON-LOST	WINNING	LAST 10	STRENGTH OF	OPP. STRENGTH	TEAM	ADJ.	CONF.	ADJ CONF.
Average RPI Loss:	31	RECORD	PCT. RANK	GAMES	SCHEDULE	OF SCHEDULE	RPI	RPI	RPI	RPI
DIV. I ONLY	14- 10	125	4- 6	46	63	80	80	2	2	
DIV. I NON-CONF.	10- 4	80	2- 0	185	225	111	111	4	4	
TOTALS	RPI 1-25	RPI 26-50	W-L RECORDS	RPI 51-100	RPI 101-150	RPI 150+				
14- 10	0- 4	0- 5	OVERALL	2- 0	3- 1	9- 0				
9- 4	0- 1	0- 3	HOME	0- 0	2- 0	7- 0				
4- 4	0- 3	0- 0	AWAY	1- 0	1- 1	2- 0				
1- 2	0- 0	0- 2	NEUTRAL	1- 0	0- 0	0- 0				
10- 4	0- 0	0- 3	NON-CONFERENCE	1- 0	2- 1	7- 0				
7- 1	0- 0	0- 1	HOME	0- 0	2- 0	5- 0				
2- 1	0- 0	0- 0	AWAY	0- 0	0- 1	2- 0				
1- 2	0- 0	0- 2	NEUTRAL	1- 0	0- 0	0- 0				
4- 6	0- 4	0- 2	CONFERENCE	1- 0	1- 0	2- 0				
2- 3	0- 1	0- 2	HOME	0- 0	0- 0	2- 0				
2- 3	0- 3	0- 0	AWAY	1- 0	1- 0	0- 0				
0- 0	0- 0	0- 0	NEUTRAL	0- 0	0- 0	0- 0				

RPI 1-25				RPI 26-50				RPI 51-100				Team's RPI: 80	RPI 101+			
RPI	S	Opponent	Score	RPI	S	Opponent	Score	RPI	S	Opponent	Score		RPI	S	Opponent	Score
3	A	Notre Dame	76 89	26	H	Syracuse	60 65	87	N	Villanova	71 63		105	A	Michigan St.	73 79
7	A	Louisville	48 75	27	N	Green Bay	50 71	97	A	Virginia	68 62		106	A	Boston College	80 77
12	H	Florida St.	62 82	32	H	Pittsburgh	72 75						126	H	Louisiana Tech	96 81
20	A	North Carolina	81 96	36	H	Georgia	57 64						128	H	Kennesaw St.	77 48
				38	N	Minnesota	69 72						151	H	Clemson	74 66
													206	H	Virginia Tech	79 71
													248	H	Lipscomb	71 53
													253	H	Central Ark.	88 50
													283	H	Morgan St.	105 76
													290	H	Alabama St.	77 53
													294	A	Loyola Chicago	92 57
													306	H	Grambling	97 64
													309	A	St. Francis Brooklyn	65 59
LAST 12 Division I GAMES:																
26	H	Syracuse	60 65	20	A	North Carolina	81 96									
206	H	Virginia Tech	79 71	106	A	Boston College	80 77									
12	H	Florida St.	62 82	151	H	Clemson	74 66									
97	A	Virginia	68 62	7	A	Louisville	48 75									
3	A	Notre Dame	76 89	126	H	Louisiana Tech	96 81									
32	H	Pittsburgh	72 75	248	H	Lipscomb	71 53									

Non-Div I Games:

Georgia Tech

■ Loss, 
 ■ Non-Conf, 
 ■ S Site, 
 ■ Home 
 ■ A Away 
 N Neutral

## Gonzaga

Through Games Of Feb. 8, 2015

Average RPI Win:	175	WON-LOST	WINNING	LAST 10	STRENGTH OF	OPP. STRENGTH	TEAM	ADJ.	CONF.	ADJ CONF.
Average RPI Loss:	51	RECORD	PCT. RANK	GAMES	SCHEDULE	OF SCHEDULE	RPI	RPI	RPI	RPI
DIV. I ONLY	19- 4	22	4- 0	120	84	41	41	8	8	
DIV. I NON-CONF.	7- 4	107	1- 0	85	74	71	71	7	7	
TOTALS	RPI 1-25	RPI 26-50	W-L RECORDS	RPI 51-100	RPI 101-150	RPI 150+				
19- 4	1- 1	0- 1	OVERALL	4- 2	2- 0	12- 0				
11- 1	1- 0	0- 0	HOME	2- 1	1- 0	7- 0				
8- 1	0- 0	0- 0	AWAY	2- 0	1- 0	5- 0				
0- 2	0- 1	0- 0	NEUTRAL	0- 1	0- 0	0- 0				
7- 4	1- 1	0- 1	NON-CONFERENCE	0- 2	0- 0	6- 0				
4- 1	1- 0	0- 0	HOME	0- 1	0- 0	3- 0				
3- 1	0- 0	0- 1	AWAY	0- 0	0- 0	3- 0				
0- 2	0- 1	0- 0	NEUTRAL	0- 1	0- 0	0- 0				
12- 0	0- 0	0- 0	CONFERENCE	4- 0	2- 0	6- 0				
7- 0	0- 0	0- 0	HOME	2- 0	1- 0	4- 0				
5- 0	0- 0	0- 0	AWAY	2- 0	1- 0	2- 0				
0- 0	0- 0	0- 0	NEUTRAL	0- 0	0- 0	0- 0				

RPI 1-25				RPI 26-50				Team's RPI: 41				RPI 51-100				RPI 101+			
RPI	S	Opponent	Score	RPI	S	Opponent	Score	RPI	S	Opponent	Score	RPI	S	Opponent	Score	RPI	S	Opponent	Score
6	N	Iowa	67 79	44	A	Northwestern	43 62	55	A	Pacific	73 63	145	A	San Francisco	75 64				
14	H	Dayton	75 65					58	A	St. Mary's (CA)	52 42	145	H	San Francisco	91 84				
								59	H	Washington St.	58 59	167	A	Eastern Wash.	61 60				
								66	H	BYU	78 62	196	H	Pepperdine	73 64				
								77	H	San Diego	67 49	202	A	Santa Clara	78 70				
								96	N	American	56 59	202	H	Santa Clara	76 49				
												209	A	Montana St.	89 60				
												222	H	Southern Utah	70 51				
												223	A	Wyoming	70 56				
												227	H	Idaho St.	88 63				
												274	A	Portland	85 63				
												274	H	Portland	79 57				
												281	H	Loyola Marymount	76 62				
												292	H	Portland St.	73 41				
LAST 12 Division I GAMES:																			
274	H	Portland	79 57	58	A	St. Mary's (CA)	52 42												
274	A	Portland	85 63	281	H	Loyola Marymount	76 62												
292	H	Portland St.	73 41	196	H	Pepperdine	73 64												
145	H	San Francisco	91 84	202	A	Santa Clara	78 70												
202	H	Santa Clara	76 49	145	A	San Francisco	75 64												
55	A	Pacific	73 63	77	H	San Diego	67 49												

Non-Div I Games:

Gonzaga

■ Loss, 
■ Non-Conf, S Site, 
■ Home 
■ Away 
N Neutral

## Grambling

Through Games Of Feb. 8, 2015

Average RPI Win:	299	WON-LOST	WINNING	LAST 10	STRENGTH OF	OPP. STRENGTH	TEAM	ADJ.	CONF.	ADJ CONF.
Average RPI Loss:	163	RECORD	PCT. RANK	GAMES	SCHEDULE	OF SCHEDULE	RPI	RPI	RPI	RPI
DIV. I ONLY	5- 14	291	4- 6	274	248	306	306	33	33	
DIV. I NON-CONF.	1- 8	322	0- 2	62	4	232	232	31	31	
TOTALS	RPI 1-25	RPI 26-50	W-L RECORDS	RPI 51-100	RPI 101-150	RPI 150+				
5- 14	0- 2	0- 1	OVERALL	0- 2	0- 1	5- 8				
5- 1	0- 0	0- 0	HOME	0- 0	0- 0	5- 1				
0- 13	0- 2	0- 1	AWAY	0- 2	0- 1	0- 7				
0- 0	0- 0	0- 0	NEUTRAL	0- 0	0- 0	0- 0				
1- 8	0- 2	0- 1	NON-CONFERENCE	0- 2	0- 1	1- 2				
1- 0	0- 0	0- 0	HOME	0- 0	0- 0	1- 0				
0- 8	0- 2	0- 1	AWAY	0- 2	0- 1	0- 2				
0- 0	0- 0	0- 0	NEUTRAL	0- 0	0- 0	0- 0				
4- 6	0- 0	0- 0	CONFERENCE	0- 0	0- 0	4- 6				
4- 1	0- 0	0- 0	HOME	0- 0	0- 0	4- 1				
0- 5	0- 0	0- 0	AWAY	0- 0	0- 0	0- 5				
0- 0	0- 0	0- 0	NEUTRAL	0- 0	0- 0	0- 0				

RPI 1-25				RPI 26-50				RPI 51-100				RPI 101+ Team's RPI: 306			
RPI	S	Opponent	Score	RPI	S	Opponent	Score	RPI	S	Opponent	Score	RPI	S	Opponent	Score
15	A	George Washington	51 89	50	A	Arkansas	35 77	56	A	Kansas St.	38 61	102	A	Ole Miss	67 92
16	A	Washington	53 84					80	A	Georgia Tech	64 97	163	A	Auburn	42 92
												169	A	Arizona	51 65
												214	A	Texas Southern	33 74
												220	H	Northwestern St.	44 41
												232	A	Prairie View	57 85
												265	A	Southern U.	52 80
												265	H	Southern U.	57 56
												289	H	Jackson St.	55 64
												290	A	Alabama St.	30 53
												330	H	Ark.-Pine Bluff	75 56
												331	H	Alcorn	64 57
												344	A	Alabama A&M	56 59
												348	H	Mississippi Val.	62 31
LAST 12 Division I GAMES:															
265	A	Southern U.	52 80	331	H	Alcorn	64 57								
348	H	Mississippi Val.	62 31	265	H	Southern U.	57 56								
330	H	Ark.-Pine Bluff	75 56	344	A	Alabama A&M	56 59								
289	H	Jackson St.	55 64	290	A	Alabama St.	30 53								
232	A	Prairie View	57 85	50	A	Arkansas	35 77								
214	A	Texas Southern	33 74	56	A	Kansas St.	38 61								

Non-Div I Games: LSU-Shreveport 67 58 Tougaloo 98 59

Grambling

Loss, Non-Conf, S Site, H Home A Away N Neutral

## Grand Canyon

Through Games Of Feb. 8, 2015

Average RPI Win:	285	WON-LOST	WINNING	LAST 10	STRENGTH OF	OPP. STRENGTH	TEAM	ADJ.	CONF.	ADJ CONF.
Average RPI Loss:	209	RECORD	PCT. RANK	GAMES	SCHEDULE	OF SCHEDULE	RPI	RPI	RPI	RPI
DIV. I ONLY	7- 12	248	4- 5	336	305	302	302	30	30	
DIV. I NON-CONF.	4- 7	219	2- 1	338	230	312	312	30	30	
TOTALS	RPI 1-25	RPI 26-50	W-L RECORDS	RPI 51-100	RPI 101-150	RPI 150+				
7- 12	0- 1	0- 0	OVERALL	0- 0	0- 2	7- 9				
3- 6	0- 1	0- 0	HOME	0- 0	0- 1	3- 4				
4- 5	0- 0	0- 0	AWAY	0- 0	0- 1	4- 4				
0- 1	0- 0	0- 0	NEUTRAL	0- 0	0- 0	0- 1				
4- 7	0- 1	0- 0	NON-CONFERENCE	0- 0	0- 0	4- 6				
2- 3	0- 1	0- 0	HOME	0- 0	0- 0	2- 2				
2- 3	0- 0	0- 0	AWAY	0- 0	0- 0	2- 3				
0- 1	0- 0	0- 0	NEUTRAL	0- 0	0- 0	0- 1				
3- 5	0- 0	0- 0	CONFERENCE	0- 0	0- 2	3- 3				
1- 3	0- 0	0- 0	HOME	0- 0	0- 1	1- 2				
2- 2	0- 0	0- 0	AWAY	0- 0	0- 1	2- 1				
0- 0	0- 0	0- 0	NEUTRAL	0- 0	0- 0	0- 0				

RPI 1-25				RPI 26-50				RPI 51-100				RPI 101+ Team's RPI: 302			
RPI	S	Opponent	Score	RPI	S	Opponent	Score	RPI	S	Opponent	Score	RPI	S	Opponent	Score
7	H	Louisville	51 65									147	A	Bakersfield	67 90
												147	H	Bakersfield	60 65
												153	H	New Mexico St.	62 74
												171	N	Northern Ky.	45 52
												178	A	Oral Roberts	54 51
												211	H	Tex.-Pan American	69 54
												212	A	Navy	51 60
												221	A	Northern Colo.	47 66
												243	H	North Dakota St.	69 54
												254	A	Austin Peay	77 84
												269	H	Nevada	52 64
												282	H	UC Irvine	53 54
												314	H	Seattle	56 59
												326	A	Utah Valley	50 52
												335	A	Incarinate Word	72 67
												339	A	Chicago St.	76 51
												343	A	UMKC	65 59
												345	H	New Orleans	59 57
LAST 12 Division I GAMES:															
147	H	Bakersfield	60 65	326	A	Utah Valley	50 52								
314	H	Seattle	56 59	147	A	Bakersfield	67 90								
339	A	Chicago St.	76 51	335	A	Incarinate Word	72 67								
343	A	UMKC	65 59	243	H	North Dakota St.	69 54								
211	H	Tex.-Pan American	69 54	7	H	Louisville	51 65								
153	H	New Mexico St.	62 74	178	A	Oral Roberts	54 51								

Non-Div I Games: Western St. 76 52 San Diego Christian87 44

Grand Canyon

Loss, Non-Conf, S Site, H Home A Away N Neutral

Average RPI Win:	144	WON-LOST	WINNING	LAST 10	STRENGTH OF	OPP. STRENGTH	TEAM	ADJ.	CONF.	ADJ CONF.
Average RPI Loss:	76	RECORD	PCT. RANK	GAMES	SCHEDULE	OF SCHEDULE	RPI	RPI	RPI	RPI
DIV. I ONLY	17- 4	28	1- 2	58	67	27	27	12	12	
DIV. I NON-CONF.	9- 3	60	0- 1	41	3	19	19	13	13	
TOTALS	RPI 1-25	RPI 26-50	W-L RECORDS	RPI 51-100	RPI 101-150	RPI 150+				
17- 4	1- 2	0- 1	OVERALL	6- 0	4- 0	6- 1				
7- 1	0- 0	0- 0	HOME	3- 0	2- 0	2- 1				
8- 2	0- 1	0- 1	AWAY	2- 0	2- 0	4- 0				
2- 1	1- 1	0- 0	NEUTRAL	1- 0	0- 0	0- 0				
9- 3	1- 2	0- 1	NON-CONFERENCE	5- 0	1- 0	2- 0				
4- 0	0- 0	0- 0	HOME	2- 0	1- 0	1- 0				
3- 2	0- 1	0- 1	AWAY	2- 0	0- 0	1- 0				
2- 1	1- 1	0- 0	NEUTRAL	1- 0	0- 0	0- 0				
8- 1	0- 0	0- 0	CONFERENCE	1- 0	3- 0	4- 1				
3- 1	0- 0	0- 0	HOME	1- 0	1- 0	1- 1				
5- 0	0- 0	0- 0	AWAY	0- 0	2- 0	3- 0				
0- 0	0- 0	0- 0	NEUTRAL	0- 0	0- 0	0- 0				

RPI S	Opponent	Score	RPI S	Opponent	Score	RPI S	Opponent	Score	RPI S	Opponent	Score
8 N	UConn	53 89	46 A	Vanderbilt	64 68	61 H	Duquesne	84 52	104 A	Wright St.	68 59
11 N	Arizona St.	63 57				63 A	South Dakota St.	77 75	115 A	Cleveland St.	65 61
14 A	Dayton	66 72				65 H	Youngstown St.	66 43	115 H	Cleveland St.	74 50
						78 H	Western Mich.	70 55	129 H	Wisconsin	53 43
						80 N	Georgia Tech	71 50	176 A	Ill.-Chicago	64 45
						86 A	Purdue	81 78	236 H	Oakland	67 70
									249 A	Detroit	75 58
									255 A	Valparaiso	67 52
									266 A	Marquette	94 66
									271 H	Milwaukee	63 37
									317 H	Vermont	60 40
LAST 12 Division I GAMES:											
8 N	UConn	53 89	115 A	Cleveland St.	65 61						
115 H	Cleveland St.	74 50	271 H	Milwaukee	63 37						
236 H	Oakland	67 70	65 H	Youngstown St.	66 43						
176 A	Ill.-Chicago	64 45	104 A	Wright St.	68 59						
255 A	Valparaiso	67 52	14 A	Dayton	66 72						
249 A	Detroit	75 58	317 H	Vermont	60 40						

Non-Div I Games: Davenport 53 40

Green Bay

Loss, Non-Conf, S Site, H Home A Away N Neutral



Average RPI Win:	<b>244</b>	WON-LOST	WINNING	LAST 10	STRENGTH OF	OPP. STRENGTH	TEAM	ADJ.	CONF.	ADJ CONF.
Average RPI Loss:	<b>77</b>	RECORD	PCT. RANK	GAMES	SCHEDULE	OF SCHEDULE	RPI	RPI	RPI	RPI
DIV. I ONLY	<b>11- 11</b>	<b>169</b>	<b>7- 3</b>	<b>38</b>	<b>242</b>	<b>91</b>	<b>91</b>	<b>31</b>	<b>31</b>	
DIV. I NON-CONF.	<b>4- 9</b>	<b>243</b>	<b>2- 2</b>	<b>1</b>	<b>63</b>	<b>60</b>	<b>60</b>	<b>29</b>	<b>29</b>	
TOTALS	RPI 1-25	RPI 26-50	W-L RECORDS	RPI 51-100	RPI 101-150	RPI 150+				
11- 11	0- 3	0- 2	OVERALL	2- 4	0- 0	9- 2				
4- 3	0- 2	0- 0	HOME	0- 1	0- 0	4- 0				
5- 8	0- 1	0- 2	AWAY	2- 3	0- 0	3- 2				
2- 0	0- 0	0- 0	NEUTRAL	0- 0	0- 0	2- 0				
4- 9	0- 3	0- 2	NON-CONFERENCE	2- 4	0- 0	2- 0				
0- 3	0- 2	0- 0	HOME	0- 1	0- 0	0- 0				
2- 6	0- 1	0- 2	AWAY	2- 3	0- 0	0- 0				
2- 0	0- 0	0- 0	NEUTRAL	0- 0	0- 0	2- 0				
7- 2	0- 0	0- 0	CONFERENCE	0- 0	0- 0	7- 2				
4- 0	0- 0	0- 0	HOME	0- 0	0- 0	4- 0				
3- 2	0- 0	0- 0	AWAY	0- 0	0- 0	3- 2				
0- 0	0- 0	0- 0	NEUTRAL	0- 0	0- 0	0- 0				

RPI 1-25				RPI 26-50				RPI 51-100				Team's RPI: 91	RPI 101+			
RPI	S	Opponent	Score	RPI	S	Opponent	Score	RPI	S	Opponent	Score		RPI	S	Opponent	Score
5	H	South Carolina	49 <b>69</b>	34	A	Quinnipiac	59 <b>87</b>	56	A	Kansas St.	46 <b>66</b>		163	N	Auburn	44 42
18	H	Princeton	63 <b>75</b>	44	A	Northwestern	36 <b>62</b>	57	A	DePaul	67 <b>86</b>		179	A	Savannah St.	55 <b>61</b>
21	A	James Madison	53 <b>85</b>					59	H	Washington St.	60 <b>74</b>		219	H	N.C. A&T	54 48
								90	A	Penn	58 43		262	A	Bethune-Cookman	61 54
								95	A	Richmond	64 53		277	A	Norfolk St.	66 <b>71</b>
								100	A	Lehigh	67 <b>85</b>		279	A	South Carolina St.	88 53
													283	H	Morgan St.	63 43
													285	N	Bowling Green	64 53
													332	H	N.C. Central	75 36
													338	A	Florida A&M	80 52
													340	H	UMES	71 43
LAST 12 Division I GAMES:																
340	H	UMES	71 43	338	A	Florida A&M	80 52									
277	A	Norfolk St.	66 <b>71</b>	262	A	Bethune-Cookman	61 54									
279	A	South Carolina St.	88 53	18	H	Princeton	63 <b>75</b>									
179	A	Savannah St.	55 <b>61</b>	163	N	Auburn	44 42									
332	H	N.C. Central	75 36	285	N	Bowling Green	64 53									
219	H	N.C. A&T	54 48	57	A	DePaul	67 <b>86</b>									

Non-Div I Games:

Hampton

■ Loss, 
 ■ Non-Conf, 
 ■ S Site, 
 ■ H Home 
 ■ A Away 
 N Neutral

Average RPI Win: 231		WON-LOST	WINNING	LAST 10	STRENGTH OF	OPP. STRENGTH	TEAM	ADJ.	CONF.	ADJ CONF.
Average RPI Loss: 93		RECORD	PCT. RANK	GAMES	SCHEDULE	OF SCHEDULE	RPI	RPI	RPI	RPI
DIV. I ONLY		13- 12	168	6- 4	119	133	131	131	23	23
DIV. I NON-CONF.		6- 8	197	1- 0	40	39	118	118	24	24
TOTALS		RPI 1-25	RPI 26-50	W-L RECORDS	RPI 51-100	RPI 101-150	RPI 150+			
13- 12	0- 3		0- 1	OVERALL	1- 3	1- 2	11- 3			
6- 4	0- 0		0- 1	HOME	0- 1	0- 1	6- 1			
6- 4	0- 0		0- 0	AWAY	1- 2	1- 0	4- 2			
1- 4	0- 3		0- 0	NEUTRAL	0- 0	0- 1	1- 0			
6- 8	0- 3		0- 1	NON-CONFERENCE	1- 0	1- 2	4- 2			
3- 2	0- 0		0- 1	HOME	0- 0	0- 1	3- 0			
2- 2	0- 0		0- 0	AWAY	1- 0	1- 0	0- 2			
1- 4	0- 3		0- 0	NEUTRAL	0- 0	0- 1	1- 0			
7- 4	0- 0		0- 0	CONFERENCE	0- 3	0- 0	7- 1			
3- 2	0- 0		0- 0	HOME	0- 1	0- 0	3- 1			
4- 2	0- 0		0- 0	AWAY	0- 2	0- 0	4- 0			
0- 0	0- 0		0- 0	NEUTRAL	0- 0	0- 0	0- 0			

RPI 1-25				RPI 26-50				RPI 51-100				RPI 101+ Team's RPI: 131			
RPI	S	Opponent	Score	RPI	S	Opponent	Score	RPI	S	Opponent	Score	RPI	S	Opponent	Score
12	N	Florida St.	59 69	34	H	Quinnipiac	58 70	76	A	Albany (NY)	58 82	106	H	Boston College	61 73
16	N	Washington	70 81					82	A	Maine	45 63	112	N	Furman	43 53
18	N	Princeton	51 64					82	H	Maine	57 68	136	A	Central Conn. St.	75 63
								88	A	Cornell	48 46	172	H	Penn St.	62 57
												174	A	Dartmouth	43 49
												179	N	Savannah St.	59 55
												191	H	Sacred Heart	68 63
												193	H	New Hampshire	63 65
												201	A	Stony Brook	60 58
												207	A	Lafayette	59 74
												233	H	Providence	57 54
												240	A	UMass Lowell	67 56
												287	H	UMBC	70 63
												317	A	Vermont	62 46
												317	H	Vermont	60 49
												323	A	Binghamton	51 46
												323	H	Binghamton	59 44
LAST 12 Division I GAMES:															
				82	A	Maine	45 63	287	H	UMBC	70 63				
				323	A	Binghamton	51 46	240	A	UMass Lowell	67 56				
				317	H	Vermont	60 49	82	H	Maine	57 68				
				201	A	Stony Brook	60 58	323	H	Binghamton	59 44				
				76	A	Albany (NY)	58 82	317	A	Vermont	62 46				
				193	H	New Hampshire	63 65	179	N	Savannah St.	59 55				

Non-Div I Games:

Hartford

Loss, Non-Conf, S Site, H Home A Away N Neutral

HarvardHarvard

Harvard

Page 107

Average RPI Win:	204	WON-LOST	WINNING	LAST 10	STRENGTH OF	OPP. STRENGTH	TEAM	ADJ.	CONF.	ADJ CONF.
Average RPI Loss:	76	RECORD	PCT. RANK	GAMES	SCHEDULE	OF SCHEDULE	RPI	RPI	RPI	RPI
DIV. I ONLY	13- 7	89	3- 0	128	135	101	101	14	14	
DIV. I NON-CONF.	6- 5	145	1- 0	123	130	141	141	14	14	
TOTALS	RPI 1-25	RPI 26-50	W-L RECORDS	RPI 51-100	RPI 101-150	RPI 150+				
13- 7	0- 2	0- 1	OVERALL	3- 1	2- 2	8- 1				
8- 4	0- 2	0- 1	HOME	2- 1	1- 0	5- 0				
5- 3	0- 0	0- 0	AWAY	1- 0	1- 2	3- 1				
0- 0	0- 0	0- 0	NEUTRAL	0- 0	0- 0	0- 0				
6- 5	0- 2	0- 1	NON-CONFERENCE	1- 1	0- 1	5- 0				
3- 4	0- 2	0- 1	HOME	0- 1	0- 0	3- 0				
3- 1	0- 0	0- 0	AWAY	1- 0	0- 1	2- 0				
0- 0	0- 0	0- 0	NEUTRAL	0- 0	0- 0	0- 0				
7- 2	0- 0	0- 0	CONFERENCE	2- 0	2- 1	3- 1				
5- 0	0- 0	0- 0	HOME	2- 0	1- 0	2- 0				
2- 2	0- 0	0- 0	AWAY	0- 0	1- 1	1- 1				
0- 0	0- 0	0- 0	NEUTRAL	0- 0	0- 0	0- 0				

RPI 1-25				RPI 26-50				RPI 51-100				RPI 101+ Team's RPI: 101			
RPI	S	Opponent	Score	RPI	S	Opponent	Score	RPI	S	Opponent	Score	RPI	S	Opponent	Score
17	H	California	72 79	28	H	Stanford	73 86	55	H	Pacific	61 69	111	A	CSUN	46 53
20	H	North Carolina	65 74					71	H	Long Beach St.	72 64	111	H	CSUN	64 49
								73	A	Colorado St.	63 58	121	A	UC Davis	58 53
								98	H	UC Riverside	69 58	147	A	Bakersfield	69 78
												157	A	Cal Poly	65 70
												157	H	Cal Poly	79 64
												232	H	Prairie View	72 58
												261	H	UNLV	79 70
												281	A	Loyola Marymount	85 76
												282	A	UC Irvine	85 50
												307	H	UNC Greensboro	74 54
												312	A	Denver	60 58
												342	H	UC Santa Barbara	60 43
LAST 12 Division I GAMES:															
232	H	Prairie View	72 58	121	A	UC Davis	58 53								
157	H	Cal Poly	79 64	98	H	UC Riverside	69 58								
342	H	UC Santa Barbara	60 43	111	A	CSUN	46 53								
111	H	CSUN	64 49	157	A	Cal Poly	65 70								
71	H	Long Beach St.	72 64	307	H	UNC Greensboro	74 54								
282	A	UC Irvine	85 50	147	A	Bakersfield	69 78								

Non-Div I Games:      BYU-Hawaii      92   40      Hawaii Pacific      76   68

Hawaii

Loss, Non-Conf, S Site, H Home A Away N Neutral

Average RPI Win:	277	WON-LOST	WINNING	LAST 10	STRENGTH OF	OPP. STRENGTH	TEAM	ADJ.	CONF.	ADJ CONF.
Average RPI Loss:	131	RECORD	PCT. RANK	GAMES	SCHEDULE	OF SCHEDULE	RPI	RPI	RPI	RPI
DIV. I ONLY	14- 9	105	7- 3	305	296	182	182	28	28	
DIV. I NON-CONF.	3- 5	214	0- 0	177	71	214	214	32	32	
TOTALS	RPI 1-25	RPI 26-50	W-L RECORDS	RPI 51-100	RPI 101-150	RPI 150+				
14- 9	0- 0	0- 1	OVERALL	1- 3	1- 2	12- 3				
10- 1	0- 0	0- 0	HOME	1- 1	1- 0	8- 0				
4- 8	0- 0	0- 0	AWAY	0- 0	0- 0	4- 0				
0- 0	0- 0	0- 0	NEUTRAL	0- 0	0- 0	0- 0				
3- 5	0- 0	0- 1	NON-CONFERENCE	1- 1	1- 2	1- 1				
3- 0	0- 0	0- 0	HOME	1- 0	1- 0	1- 0				
0- 5	0- 0	0- 1	AWAY	0- 1	0- 2	0- 1				
0- 0	0- 0	0- 0	NEUTRAL	0- 0	0- 0	0- 0				
11- 4	0- 0	0- 0	CONFERENCE	0- 2	0- 0	11- 2				
7- 1	0- 0	0- 0	HOME	0- 1	0- 0	7- 0				
4- 3	0- 0	0- 0	AWAY	0- 1	0- 0	4- 2				
0- 0	0- 0	0- 0	NEUTRAL	0- 0	0- 0	0- 0				

RPI 1-25				RPI 26-50				RPI 51-100				RPI 101+ Team's RPI: 182			
RPI	S	Opponent	Score	RPI	S	Opponent	Score	RPI	S	Opponent	Score	RPI	S	Opponent	Score
				30	A	Nebraska	57 83	80	A	North Carolina St.	62 66	120	A	VCU	59 81
								88	A	Liberty	47 64	122	A	East Tenn. St.	76 84
								88	H	Liberty	41 58	139	H	William & Mary	87 80
								94	H	Elon	87 71	186	A	Radford	58 61
												215	H	Winthrop	81 55
												234	A	Davidson	57 76
												235	A	Presbyterian	59 78
												235	H	Presbyterian	54 49
												246	H	Campbell	79 59
												297	H	Gardner-Webb	72 57
												307	H	UNC Greensboro	78 67
												313	A	Coastal Caro.	79 64
												313	H	Coastal Caro.	73 65
												327	A	UNC Asheville	67 50
												346	A	Longwood	77 63
												346	H	Longwood	81 60
												349	A	Charleston So.	77 44
												349	H	Charleston So.	92 60
LAST 12 Division I GAMES:															
				349	H	Charleston So.	92 60	297	H	Gardner-Webb	72 57				
				235	A	Presbyterian	59 78	327	A	UNC Asheville	67 50				
				346	A	Longwood	77 63	215	H	Winthrop	81 55				
				88	H	Liberty	41 58	349	A	Charleston So.	77 44				
				313	H	Coastal Caro.	73 65	246	H	Campbell	79 59				
				186	A	Radford	58 61	88	A	Liberty	47 64				

Non-Div I Games:	Brevard	72	65
------------------	---------	----	----

## High Point

Loss, Non-Conf, S Site, H Home A Away N Neutral

RPI 1-25				RPI 26-50				RPI 51-100				RPI 101+ Team's RPI: 118			
RPI	S	Opponent	Score	RPI	S	Opponent	Score	RPI	S	Opponent	Score	RPI	S	Opponent	Score
21	H	James Madison	68 77	39	H	Western Ky.	65 70	75	A	Fordham	46 60	106	A	Boston College	75 61
								76	A	Albany (NY)	65 55	113	H	UNI	61 58
								84	A	Drexel	53 52	136	H	Central Conn. St.	66 71
								84	H	Drexel	56 63	139	A	William & Mary	56 57
												139	H	William & Mary	52 46
												162	H	Fairfield	66 53
												199	H	Robert Morris	71 51
												200	A	Delaware	53 64
												200	H	Delaware	62 73
												206	A	Virginia Tech	43 60
												217	A	Towson	58 42
												270	H	Col. of Charleston	78 53
												272	H	UNCW	71 57
												277	A	Norfolk St.	64 47
												280	A	Northeastern	66 45
												280	H	Northeastern	85 83
												295	A	NJIT	62 47
LAST 12 Division I GAMES:															
139	H	William & Mary	52 46	272	H	UNCW	71 57								
21	H	James Madison	68 77	200	A	Delaware	53 64								
200	H	Delaware	62 73	217	A	Towson	58 42								
280	A	Northeastern	66 45	84	A	Drexel	53 52								
139	A	William & Mary	56 57	280	H	Northeastern	85 83								
84	H	Drexel	56 63	270	H	Col. of Charleston	78 53								

**Non-Div I Games:**

## Holy Cross

Through Games Of Feb. 8, 2015

Average RPI Win:	209	WON-LOST	WINNING	LAST 10	STRENGTH OF	OPP. STRENGTH	TEAM	ADJ.	CONF.	ADJ CONF.
Average RPI Loss:	145	RECORD	PCT. RANK	GAMES	SCHEDULE	OF SCHEDULE	RPI	RPI	RPI	RPI
DIV. I ONLY	11- 14	210	6- 4	183	153	188	188	19	19	
DIV. I NON-CONF.	4- 9	243	0- 0	193	93	247	247	21	21	
TOTALS	RPI 1-25	RPI 26-50	W-L RECORDS	RPI 51-100	RPI 101-150	RPI 150+				
11- 14	0- 1	0- 1	OVERALL	1- 3	1- 3	9- 6				
3- 5	0- 0	0- 0	HOME	0- 2	1- 0	2- 3				
6- 6	0- 1	0- 0	AWAY	1- 0	0- 3	5- 2				
2- 3	0- 0	0- 1	NEUTRAL	0- 1	0- 0	2- 1				
4- 9	0- 1	0- 1	NON-CONFERENCE	0- 1	1- 2	3- 4				
2- 1	0- 0	0- 0	HOME	0- 0	1- 0	1- 1				
0- 5	0- 1	0- 0	AWAY	0- 0	0- 2	0- 2				
2- 3	0- 0	0- 1	NEUTRAL	0- 1	0- 0	2- 1				
7- 5	0- 0	0- 0	CONFERENCE	1- 2	0- 1	6- 2				
1- 4	0- 0	0- 0	HOME	0- 2	0- 0	1- 2				
6- 1	0- 0	0- 0	AWAY	1- 0	0- 1	5- 0				
0- 0	0- 0	0- 0	NEUTRAL	0- 0	0- 0	0- 0				

RPI 1-25				RPI 26-50				RPI 51-100				RPI 101+ Team's RPI: 188			
RPI	S	Opponent	Score	RPI	S	Opponent	Score	RPI	S	Opponent	Score	RPI	S	Opponent	Score
3	A	Notre Dame	29 104	34	N	Quinnipiac	67 74	78	N	Western Mich.	40 51	103	A	Yale	70 83
								96	A	American	67 61	106	H	Boston College	80 64
								96	H	American	63 74	108	A	Army	53 67
								100	H	Lehigh	60 66	144	A	Bryant	68 74
												156	A	Bucknell	53 52
												156	H	Bucknell	69 61
												159	N	Harvard	76 79
												174	A	Dartmouth	53 69
												183	A	Massachusetts	61 72
												207	A	Lafayette	64 46
												212	A	Navy	60 44
												240	H	UMass Lowell	78 63
												252	H	Loyola Maryland	51 57
												276	A	Colgate	68 62
												276	H	Colgate	71 76
												277	N	Norfolk St.	63 62
												278	N	Georgetown	73 69
												296	A	Boston U.	71 48
												319	H	Manhattan	60 66
LAST 12 Division I GAMES:															
156	H	Bucknell	69 61	100	H	Lehigh	60 66								
276	A	Colgate	68 62	108	A	Army	53 67								
96	A	American	67 61	156	A	Bucknell	53 52								
252	H	Loyola Maryland	51 57	276	H	Colgate	71 76								
212	A	Navy	60 44	96	H	American	63 74								
207	A	Lafayette	64 46	296	A	Boston U.	71 48								

Non-Div I Games:

Holy Cross

■ Loss, 
 ■ Non-Conf, 
 ■ S Site, 
 ■ H Home 
 ■ A Away 
 N Neutral

Average RPI Win:	256	WON-LOST	WINNING	LAST 10	STRENGTH OF	OPP. STRENGTH	TEAM	ADJ.	CONF.	ADJ CONF.
Average RPI Loss:	144	RECORD	PCT. RANK	GAMES	SCHEDULE	OF SCHEDULE	RPI	RPI	RPI	RPI
DIV. I ONLY	6- 17	293	1- 9	199	135	264	264	7	7	
DIV. I NON-CONF.	5- 6	177	0- 0	236	266	218	218	8	8	
TOTALS	RPI 1-25	RPI 26-50	W-L RECORDS	RPI 51-100	RPI 101-150	RPI 150+				
6- 17	0- 3	0- 2	OVERALL	0- 2	0- 1	6- 9				
1- 8	0- 1	0- 1	HOME	0- 1	0- 0	1- 5				
3- 7	0- 1	0- 1	AWAY	0- 1	0- 1	3- 3				
2- 2	0- 1	0- 0	NEUTRAL	0- 0	0- 0	2- 1				
5- 6	0- 2	0- 0	NON-CONFERENCE	0- 0	0- 1	5- 3				
1- 2	0- 0	0- 0	HOME	0- 0	0- 0	1- 2				
2- 2	0- 1	0- 0	AWAY	0- 0	0- 1	2- 0				
2- 2	0- 1	0- 0	NEUTRAL	0- 0	0- 0	2- 1				
1- 11	0- 1	0- 2	CONFERENCE	0- 2	0- 0	1- 6				
0- 6	0- 1	0- 1	HOME	0- 1	0- 0	0- 3				
1- 5	0- 0	0- 1	AWAY	0- 1	0- 0	1- 3				
0- 0	0- 0	0- 0	NEUTRAL	0- 0	0- 0	0- 0				

RPI 1-25					RPI 26-50					RPI 51-100					RPI 101+					Team's RPI: 264	
RPI	S	Opponent	Score		RPI	S	Opponent	Score		RPI	S	Opponent	Score		RPI	S	Opponent	Score			
21	N	James Madison	60	84	49	A	Tulane	40	70	62	A	East Carolina	56	79	119	A	Texas Tech	54	60		
24	A	Texas A&M	55	94	49	H	Tulane	46	63	62	H	East Carolina	46	87	158	A	Tulsa	52	74		
25	H	South Fla.	55	71											158	H	Tulsa	51	67		
															160	A	Memphis	49	84		
															203	N	UTSA	56	53		
															227	N	Idaho St.	67	73		
															231	N	Nicholls St.	65	47		
															232	H	Prairie View	56	61		
															244	A	SMU	63	45		
															257	H	UCF	50	64		
															258	A	Cincinnati	66	69		
															258	H	Cincinnati	73	76		
															260	H	Rice	59	58		
															267	A	A&M-Corpus Christi	68	66		
															329	A	North Texas	46	42		
															335	H	Incarinate Word	48	50		
LAST 12 Division I GAMES:																					
158	H	Tulsa	51	67	158	A	Tulsa	52	74												
62	A	East Carolina	56	79	62	H	East Carolina	46	87												
258	A	Cincinnati	66	69	258	H	Cincinnati	73	76												
49	H	Tulane	46	63	244	A	SMU	63	45												
160	A	Memphis	49	84	49	A	Tulane	40	70												
25	H	South Fla.	55	71	257	H	UCF	50	64												

Non-Div I Games:

Houston

■ Loss, 
■ Non-Conf, 
■ S Site, 
■ H Home 
■ A Away 
N Neutral



## Houston Baptist

Through Games Of Feb. 8, 2015

Average RPI Win:	255	WON-LOST	WINNING	LAST 10	STRENGTH OF	OPP. STRENGTH	TEAM	ADJ.	CONF.	ADJ CONF.
Average RPI Loss:	208	RECORD	PCT. RANK	GAMES	SCHEDULE	OF SCHEDULE	RPI	RPI	RPI	RPI
DIV. I ONLY	5- 13	289	3- 7	255	324	288	288	29	29	
DIV. I NON-CONF.	2- 5	259	0- 1	124	251	184	184	28	28	
TOTALS	RPI 1-25	RPI 26-50	W-L RECORDS	RPI 51-100	RPI 101-150	RPI 150+				
5- 13	0- 0	0- 0	OVERALL	0- 1	1- 1	4- 11				
3- 4	0- 0	0- 0	HOME	0- 0	0- 0	3- 4				
2- 9	0- 0	0- 0	AWAY	0- 1	1- 1	1- 7				
0- 0	0- 0	0- 0	NEUTRAL	0- 0	0- 0	0- 0				
2- 5	0- 0	0- 0	NON-CONFERENCE	0- 1	1- 1	1- 3				
0- 1	0- 0	0- 0	HOME	0- 0	0- 0	0- 1				
2- 4	0- 0	0- 0	AWAY	0- 1	1- 1	1- 2				
0- 0	0- 0	0- 0	NEUTRAL	0- 0	0- 0	0- 0				
3- 8	0- 0	0- 0	CONFERENCE	0- 0	0- 0	3- 8				
3- 3	0- 0	0- 0	HOME	0- 0	0- 0	3- 3				
0- 5	0- 0	0- 0	AWAY	0- 0	0- 0	0- 5				
0- 0	0- 0	0- 0	NEUTRAL	0- 0	0- 0	0- 0				

RPI 1-25			RPI 26-50			RPI 51-100			RPI 101+ Team's RPI: 288		
RPI	S	Opponent	Score	RPI	S	Opponent	Score	RPI	S	Opponent	Score
						68 A TCU	64 87	119 A		Texas Tech	59 60
								146 A		Texas St.	61 56
								161 A		Stephen F. Austin	67 72
								189 H		Lamar	64 80
								192 A		Texas-Arlington	73 83
								211 A		Tex.-Pan American	72 75
								214 H		Texas Southern	80 92
								220 H		Northwestern St.	68 78
								231 A		Nicholls St.	58 70
								238 A		McNeese St.	57 60
								253 H		Central Ark.	58 37
								263 A		UTEP	87 77
								267 H		A&M-Corpus Christi	59 54
								273 H		Abilene Christian	50 53
								286 A		Sam Houston St.	67 74
								298 A		Southeastern La.	59 67
								345 H		New Orleans	63 45
LAST 12 Division I GAMES:											
161 A		Stephen F. Austin	67 72	253 H		Central Ark.	58 37				
267 H		A&M-Corpus Christi	59 54	298 A		Southeastern La.	59 67				
286 A		Sam Houston St.	67 74	231 A		Nicholls St.	58 70				
273 H		Abilene Christian	50 53	238 A		McNeese St.	57 60				
189 H		Lamar	64 80	220 H		Northwestern St.	68 78				
345 H		New Orleans	63 45	119 A		Texas Tech	59 60				

Non-Div I Games: McMurry 69 49 Arlington Baptist 92 62 S'western Assemblies 85 57 Huston-Tillotson 86 36  
Houston Baptist

Loss, Non-Conf, S Site, H Home A Away N Neutral

Average RPI Win: <b>336</b>	WON-LOST	WINNING	LAST 10	STRENGTH OF	OPP. STRENGTH	TEAM	ADJ.	CONF.	ADJ CONF.
Average RPI Loss: <b>183</b>	RECORD	PCT. RANK	GAMES	SCHEDULE	OF SCHEDULE	RPI	RPI	RPI	RPI
DIV. I ONLY	3- 19	333	0- 3	279	291	341	341	31	31
DIV. I NON-CONF.	0- 13	339	0- 2	91	158	305	305	29	29
TOTALS	RPI 1-25	RPI 26-50	W-L RECORDS	RPI 51-100	RPI 101-150	RPI 150+			
3- 19	0- 1	0- 1	OVERALL	0- 4	0- 2	3- 11			
3- 6	0- 0	0- 0	HOME	0- 1	0- 1	3- 4			
0- 11	0- 0	0- 0	AWAY	0- 0	0- 0	0- 0			
0- 2	0- 0	0- 0	NEUTRAL	0- 0	0- 0	0- 2			
0- 13	0- 1	0- 1	NON-CONFERENCE	0- 4	0- 2	0- 5			
0- 3	0- 0	0- 0	HOME	0- 1	0- 1	0- 1			
0- 8	0- 1	0- 1	AWAY	0- 3	0- 1	0- 2			
0- 2	0- 0	0- 0	NEUTRAL	0- 0	0- 0	0- 2			
3- 6	0- 0	0- 0	CONFERENCE	0- 0	0- 0	3- 6			
3- 3	0- 0	0- 0	HOME	0- 0	0- 0	3- 3			
0- 3	0- 0	0- 0	AWAY	0- 0	0- 0	0- 3			
0- 0	0- 0	0- 0	NEUTRAL	0- 0	0- 0	0- 0			

RPI 1-25				RPI 26-50				RPI 51-100				RPI 101+ Team's RPI: 341			
RPI	S	Opponent	Score	RPI	S	Opponent	Score	RPI	S	Opponent	Score	RPI	S	Opponent	Score
20	A	North Carolina	49 <b>83</b>	42	A	Iowa St.	44 <b>90</b>	58	A	St. Mary's (CA)	55 <b>80</b>	134	A	Old Dominion	54 <b>75</b>
								61	H	Duquesne	63 <b>89</b>	143	H	Temple	48 <b>78</b>
								88	A	Cornell	56 <b>75</b>	181	A	La Salle	64 <b>65</b>
								97	A	Virginia	53 <b>74</b>	193	H	New Hampshire	68 <b>78</b>
												219	H	N.C. A&T	69 <b>80</b>
												223	N	Wyoming	53 <b>67</b>
												229	N	Brown	68 <b>80</b>
												262	A	Bethune-Cookman	53 <b>61</b>
												277	A	Norfolk St.	71 <b>90</b>
												283	H	Morgan St.	64 <b>77</b>
												301	A	LIU Brooklyn	74 <b>83</b>
												332	H	N.C. Central	70 65
												336	H	Delaware St.	50 <b>58</b>
												337	H	Coppin St.	68 66
												338	A	Florida A&M	51 <b>65</b>
												340	H	UMES	92 90
LAST 12 Division I GAMES:															
229	N	Brown	68 <b>80</b>	338	A	Florida A&M	51 <b>65</b>								
181	A	La Salle	64 <b>65</b>	336	H	Delaware St.	50 <b>58</b>								
277	A	Norfolk St.	71 <b>90</b>	337	H	Coppin St.	68 66								
340	H	UMES	92 90	88	A	Cornell	56 <b>75</b>								
283	H	Morgan St.	64 <b>77</b>	42	A	Iowa St.	44 <b>90</b>								
262	A	Bethune-Cookman	53 <b>61</b>	97	A	Virginia	53 <b>74</b>								

Non-Div I Games:

Howard

Average RPI Win:	253	WON-LOST	WINNING	LAST 10	STRENGTH OF	OPP. STRENGTH	TEAM	ADJ.	CONF.	ADJ CONF.
Average RPI Loss:	179	RECORD	PCT. RANK	GAMES	SCHEDULE	OF SCHEDULE	RPI	RPI	RPI	RPI
DIV. I ONLY	6- 16	290	2- 8	236	278	300	300	25	25	
DIV. I NON-CONF.	4- 7	219	0- 0	319	276	296	296	25	25	
TOTALS	RPI 1-25	RPI 26-50	W-L RECORDS	RPI 51-100	RPI 101-150	RPI 150+				
6- 16	0- 0	0- 0	OVERALL	0- 6	0- 1	6- 9				
5- 6	0- 0	0- 0	HOME	0- 2	0- 0	5- 4				
1- 10	0- 0	0- 0	AWAY	0- 4	0- 1	1- 5				
0- 0	0- 0	0- 0	NEUTRAL	0- 0	0- 0	0- 0				
4- 7	0- 0	0- 0	NON-CONFERENCE	0- 2	0- 1	4- 4				
3- 2	0- 0	0- 0	HOME	0- 0	0- 0	3- 2				
1- 5	0- 0	0- 0	AWAY	0- 2	0- 1	1- 2				
0- 0	0- 0	0- 0	NEUTRAL	0- 0	0- 0	0- 0				
2- 9	0- 0	0- 0	CONFERENCE	0- 4	0- 0	2- 5				
2- 4	0- 0	0- 0	HOME	0- 2	0- 0	2- 2				
0- 5	0- 0	0- 0	AWAY	0- 2	0- 0	0- 3				
0- 0	0- 0	0- 0	NEUTRAL	0- 0	0- 0	0- 0				

RPI 1-25				RPI 26-50				RPI 51-100				RPI 101+				Team's RPI: 300	
RPI	S	Opponent	Score	RPI	S	Opponent	Score	RPI	S	Opponent	Score	RPI	S	Opponent	Score		
								63	A	South Dakota St.	68	89	149	A	Indiana	37	80
								63	H	South Dakota St.	64	65	171	H	Northern Ky.	65	59
								64	A	West Virginia	48	82	178	H	Oral Roberts	73	63
								72	A	South Dakota	80	91	228	A	USC Upstate	73	85
								72	H	South Dakota	72	73	230	A	Western Ill.	55	59
								92	A	Illinois	63	70	230	H	Western Ill.	85	98
													236	H	Oakland	84	92
													237	H	Evansville	77	59
													243	A	North Dakota St.	60	81
													245	A	IUPUI	68	78
													249	H	Detroit	74	81
													271	H	Milwaukee	78	72
													312	H	Denver	75	82
													313	A	Coastal Caro.	63	90
													320	H	Omaha	70	59
													339	A	Chicago St.	79	62
LAST 12 Division I GAMES:																	
				63	A	South Dakota St.	68	89	243	A	North Dakota St.	60	81				
				72	A	South Dakota	80	91	178	H	Oral Roberts	73	63				
				230	A	Western Ill.	55	59	63	H	South Dakota St.	64	65				
				320	H	Omaha	70	59	245	A	IUPUI	68	78				
				312	H	Denver	75	82	230	H	Western Ill.	85	98				
				72	H	South Dakota	72	73	271	H	Milwaukee	78	72				

Non-Div I Games: Grace (IN) 90 51 Trine 99 61

IPFW

Loss, Non-Conf, S Site, H Home A Away N Neutral

Average RPI Win:	233	WON-LOST	WINNING	LAST 10	STRENGTH OF	OPP. STRENGTH	TEAM	ADJ.	CONF.	ADJ CONF.
Average RPI Loss:	179	RECORD	PCT. RANK	GAMES	SCHEDULE	OF SCHEDULE	RPI	RPI	RPI	RPI
DIV. I ONLY	9- 12	218	6- 4	207	276	245	245	25	25	
DIV. I NON-CONF.	3- 8	263	1- 1	138	252	271	271	25	25	
TOTALS	RPI 1-25	RPI 26-50	W-L RECORDS	RPI 51-100	RPI 101-150	RPI 150+				
9- 12	0- 1	0- 0	OVERALL	2- 0	0- 3	7- 8				
8- 2	0- 1	0- 0	HOME	2- 0	0- 1	6- 0				
1- 8	0- 0	0- 0	AWAY	0- 0	0- 1	1- 6				
0- 2	0- 0	0- 0	NEUTRAL	0- 0	0- 0	0- 2				
3- 8	0- 1	0- 0	NON-CONFERENCE	0- 0	0- 3	3- 4				
3- 2	0- 1	0- 0	HOME	0- 0	0- 1	3- 0				
0- 4	0- 0	0- 0	AWAY	0- 0	0- 2	0- 2				
0- 2	0- 0	0- 0	NEUTRAL	0- 0	0- 0	0- 2				
6- 4	0- 0	0- 0	CONFERENCE	2- 0	0- 0	4- 4				
5- 0	0- 0	0- 0	HOME	2- 0	0- 0	3- 0				
1- 4	0- 0	0- 0	AWAY	0- 0	0- 0	1- 4				
0- 0	0- 0	0- 0	NEUTRAL	0- 0	0- 0	0- 0				

RPI 1-25				RPI 26-50				RPI 51-100				RPI 101+ Team's RPI: 245			
RPI	S	Opponent	Score	RPI	S	Opponent	Score	RPI	S	Opponent	Score	RPI	S	Opponent	Score
7	H	Louisville	69 89					63	H	South Dakota St.	68 67	105	A	Michigan St.	45 64
								72	H	South Dakota	68 43	133	H	Indiana St.	60 61
												149	A	Indiana	55 68
												171	A	Northern Ky.	43 57
												178	A	Oral Roberts	72 84
												180	H	SIUE	87 76
												185	A	Missouri St.	58 68
												209	N	Montana St.	74 80
												214	N	Texas Southern	61 71
												230	A	Western Ill.	62 73
												237	H	Evansville	62 50
												243	A	North Dakota St.	63 68
												300	H	IPFW	78 68
												303	H	Eastern Ill.	66 44
												312	A	Denver	68 64
												312	H	Denver	71 54
												320	A	Omaha	49 66
												320	H	Omaha	68 49
LAST 12 Division I GAMES:															
312	A	Denver	68 64	178	A	Oral Roberts	72 84								
320	H	Omaha	68 49	63	H	South Dakota St.	68 67								
230	A	Western Ill.	62 73	243	A	North Dakota St.	63 68								
72	H	South Dakota	68 43	300	H	IPFW	78 68								
312	H	Denver	71 54	171	A	Northern Ky.	43 57								
320	A	Omaha	49 66	237	H	Evansville	62 50								

Non-Div I Games: Ind.-Southeast 95 45 Ind.-Kokomo 102 44

IUPUI

Loss, Non-Conf, S Site, H Home A Away N Neutral

Average RPI Win: <b>270</b>	WON-LOST	WINNING	LAST 10	STRENGTH OF	OPP. STRENGTH	TEAM	ADJ.	CONF.	ADJ CONF.
Average RPI Loss: <b>127</b>	RECORD	PCT. RANK	GAMES	SCHEDULE	OF SCHEDULE	RPI	RPI	RPI	RPI
DIV. I ONLY	<b>7- 12</b>	<b>248</b>	<b>1- 1</b>	<b>143</b>	<b>226</b>	<b>208</b>	<b>208</b>	<b>22</b>	<b>22</b>
DIV. I NON-CONF.	<b>4- 5</b>	<b>188</b>	<b>1- 1</b>	<b>103</b>	<b>221</b>	<b>103</b>	<b>103</b>	<b>22</b>	<b>22</b>
TOTALS	RPI 1-25	RPI 26-50	W-L RECORDS	RPI 51-100	RPI 101-150	RPI 150+			
7- 12	0- 2	0- 0	OVERALL	0- 1	0- 5	7- 4			
2- 4	0- 0	0- 0	HOME	0- 1	0- 2	2- 1			
4- 8	0- 2	0- 0	AWAY	0- 0	0- 3	4- 3			
1- 0	0- 0	0- 0	NEUTRAL	0- 0	0- 0	1- 0			
4- 5	0- 2	0- 0	NON-CONFERENCE	0- 1	0- 2	4- 0			
0- 1	0- 0	0- 0	HOME	0- 1	0- 0	0- 0			
3- 4	0- 2	0- 0	AWAY	0- 0	0- 2	3- 0			
1- 0	0- 0	0- 0	NEUTRAL	0- 0	0- 0	1- 0			
3- 7	0- 0	0- 0	CONFERENCE	0- 0	0- 3	3- 4			
2- 3	0- 0	0- 0	HOME	0- 0	0- 2	2- 1			
1- 4	0- 0	0- 0	AWAY	0- 0	0- 1	1- 3			
0- 0	0- 0	0- 0	NEUTRAL	0- 0	0- 0	0- 0			

RPI 1-25				RPI 26-50				RPI 51-100				RPI 101+ Team's RPI: 208			
RPI	S	Opponent	Score	RPI	S	Opponent	Score	RPI	S	Opponent	Score	RPI	S	Opponent	Score
2	A	Baylor	70 <b>88</b>					77	H	San Diego	52 <b>58</b>	110	A	North Dakota	62 <b>68</b>
9	A	Oregon St.	53 <b>75</b>									111	A	CSUN	50 <b>67</b>
												114	H	Montana	74 <b>87</b>
												130	H	Sacramento St.	89 <b>107</b>
												142	A	Toledo	67 <b>80</b>
												167	A	Eastern Wash.	65 <b>71</b>
												167	H	Eastern Wash.	71 58
												209	H	Montana St.	65 <b>76</b>
												221	A	Northern Colo.	52 <b>70</b>
												223	A	Wyoming	77 66
												227	A	Idaho St.	50 <b>71</b>
												250	A	Weber St.	67 60
												292	H	Portland St.	77 49
												305	N	Southeast Mo. St.	78 62
												314	A	Seattle	65 50
												342	A	UC Santa Barbara	47 44
LAST 12 Division I GAMES:															
223	A	Wyoming	77 66	110	A	North Dakota	62 <b>68</b>	292	H	Portland St.	77 49				
77	H	San Diego	52 <b>58</b>	130	H	Sacramento St.	89 <b>107</b>	167	A	Eastern Wash.	65 <b>71</b>				
114	H	Montana	74 <b>87</b>	250	A	Weber St.	67 60	227	A	Idaho St.	50 <b>71</b>				
209	H	Montana St.	65 <b>76</b>												
167	H	Eastern Wash.	71 58												
221	A	Northern Colo.	52 <b>70</b>												

Non-Div I Games: Multnomah 104 19 Lewis-Clark St. 74 48

Idaho

■ Loss, 
 ■ Non-Conf, 
 ■ S Site, 
 ■ Home 
 ■ A Away 
 N Neutral

Average RPI Win:	248	WON-LOST	WINNING	LAST 10	STRENGTH OF	OPP. STRENGTH	TEAM	ADJ.	CONF.	ADJ CONF.
Average RPI Loss:	148	RECORD	PCT. RANK	GAMES	SCHEDULE	OF SCHEDULE	RPI	RPI	RPI	RPI
DIV. I ONLY	9- 11	203	5- 5	228	221	227	227	22	22	
DIV. I NON-CONF.	3- 6	233	0- 0	229	193	255	255	22	22	
TOTALS	RPI 1-25	RPI 26-50	W-L RECORDS	RPI 51-100	RPI 101-150	RPI 150+				
9- 11	0- 0	0- 1	OVERALL	0- 2	1- 3	8- 5				
5- 4	0- 0	0- 0	HOME	0- 1	1- 1	4- 2				
3- 6	0- 0	0- 1	AWAY	0- 1	0- 2	3- 2				
1- 1	0- 0	0- 0	NEUTRAL	0- 0	0- 0	1- 1				
3- 6	0- 0	0- 1	NON-CONFERENCE	0- 2	0- 1	3- 2				
1- 2	0- 0	0- 0	HOME	0- 1	0- 1	1- 0				
1- 3	0- 0	0- 1	AWAY	0- 1	0- 0	1- 1				
1- 1	0- 0	0- 0	NEUTRAL	0- 0	0- 0	1- 1				
6- 5	0- 0	0- 0	CONFERENCE	0- 0	1- 2	5- 3				
4- 2	0- 0	0- 0	HOME	0- 0	1- 0	3- 2				
2- 3	0- 0	0- 0	AWAY	0- 0	0- 2	2- 1				
0- 0	0- 0	0- 0	NEUTRAL	0- 0	0- 0	0- 0				

RPI 1-25				RPI 26-50				RPI 51-100				RPI 101+				Team's RPI: 227
RPI	S	Opponent	Score	RPI	S	Opponent	Score	RPI	S	Opponent	Score	RPI	S	Opponent	Score	
				41	A	Gonzaga	63 88	59	A	Washington St.	34 84	110	H	North Dakota	75 69	
								74	H	Drake	66 80	114	A	Montana	65 77	
												130	A	Sacramento St.	53 84	
												132	H	Boise St.	62 86	
												167	H	Eastern Wash.	75 88	
												204	N	San Diego St.	53 68	
												208	H	Idaho	71 50	
												209	A	Montana St.	65 62	
												221	H	Northern Colo.	70 61	
												222	H	Southern Utah	61 68	
												239	A	Utah	40 59	
												250	A	Weber St.	57 63	
												264	N	Houston	73 67	
												284	H	Northern Ariz.	69 68	
												292	A	Portland St.	65 53	
												314	A	Seattle	63 55	
												326	H	Utah Valley	68 67	
LAST 12 Division I GAMES:																
250	A	Weber St.	57 63	222	H	Southern Utah	61 68									
110	H	North Dakota	75 69	114	A	Montana	65 77									
221	H	Northern Colo.	70 61	209	A	Montana St.	65 62									
292	A	Portland St.	65 53	167	H	Eastern Wash.	75 88									
130	A	Sacramento St.	53 84	208	H	Idaho	71 50									
284	H	Northern Ariz.	69 68	314	A	Seattle	63 55									

Non-Div I Games: Col. of Idaho 81 48 Northwest Nazarene 88 69

Idaho St.

■ Loss, 
■ Non-Conf, 
■ S Site, 
■ Home 
■ A Away 
N Neutral

## Ill.-Chicago

Through Games Of Feb. 8, 2015

Average RPI Win:	251	WON-LOST	WINNING	LAST 10	STRENGTH OF	OPP. STRENGTH	TEAM	ADJ.	CONF.	ADJ CONF.
Average RPI Loss:	117	RECORD	PCT. RANK	GAMES	SCHEDULE	OF SCHEDULE	RPI	RPI	RPI	RPI
DIV. I ONLY	12- 8	114	4- 5	262	202	176	176	12	12	
DIV. I NON-CONF.	8- 3	71	1- 1	276	309	138	138	13	13	
TOTALS	RPI 1-25	RPI 26-50	W-L RECORDS	RPI 51-100	RPI 101-150	RPI 150+				
12- 8	0- 0	0- 3	OVERALL	1- 1	0- 2	11- 2				
7- 3	0- 0	0- 1	HOME	0- 1	0- 1	7- 0				
5- 3	0- 0	0- 1	AWAY	1- 0	0- 0	4- 2				
0- 2	0- 0	0- 1	NEUTRAL	0- 0	0- 1	0- 0				
8- 3	0- 0	0- 2	NON-CONFERENCE	0- 0	0- 1	8- 0				
6- 0	0- 0	0- 0	HOME	0- 0	0- 0	6- 0				
2- 1	0- 0	0- 1	AWAY	0- 0	0- 0	2- 0				
0- 2	0- 0	0- 1	NEUTRAL	0- 0	0- 1	0- 0				
4- 5	0- 0	0- 1	CONFERENCE	1- 1	0- 1	3- 2				
1- 3	0- 0	0- 1	HOME	0- 1	0- 1	1- 0				
3- 2	0- 0	0- 0	AWAY	1- 0	0- 0	2- 2				
0- 0	0- 0	0- 0	NEUTRAL	0- 0	0- 0	0- 0				

RPI 1-25			RPI 26-50			RPI 51-100			RPI 101+			Team's RPI: 176
RPI	S	Opponent	Score	RPI	S	Opponent	Score	RPI	S	Opponent	Score	
				27	H	Green Bay	45 64	65	A	Youngstown St.	66 63	115 H Cleveland St. 73 75
				31	N	Mississippi St.	36 73	65	H	Youngstown St.	66 69	134 N Old Dominion 55 61
				44	A	Northwestern	40 61					180 H SIUE 63 52
												224 H Northern Ill. 61 47
												230 H Western Ill. 67 54
												236 A Oakland 75 60
												249 A Detroit 65 70
												255 A Valparaiso 86 56
												255 H Valparaiso 60 42
												271 A Milwaukee 63 64
												294 H Loyola Chicago 63 28
												303 A Eastern Ill. 78 66
												311 H Bradley 71 43
												316 A Miami (OH) 72 69
												339 H Chicago St. 70 44
LAST 12 Division I GAMES:												
				65	A	Youngstown St.	66 63	249	A	Detroit	65 70	
				115	H	Cleveland St.	73 75	255	A	Valparaiso	86 56	
				27	H	Green Bay	45 64	65	H	Youngstown St.	66 69	
				255	H	Valparaiso	60 42	294	H	Loyola Chicago	63 28	
				271	A	Milwaukee	63 64	134	N	Old Dominion	55 61	
				236	A	Oakland	75 60	31	N	Mississippi St.	36 73	

Non-Div I Games: Robert Morris-S'fiel04 26 Ill.-Springfield 61 44

Ill.-Chicago

Loss, Non-Conf, S Site, H Home A Away N Neutral

# Illinois

Through Games Of Feb. 8, 2015

Average RPI Win:	163	WON-LOST	WINNING	LAST 10	STRENGTH OF	OPP. STRENGTH	TEAM	ADJ.	CONF.	ADJ CONF.
Average RPI Loss:	51	RECORD	PCT. RANK	GAMES	SCHEDULE	OF SCHEDULE	RPI	RPI	RPI	RPI
DIV. I ONLY	12- 12	169	2- 8	32	37	92	92	4	4	
DIV. I NON-CONF.	9- 3	60	0- 0	87	131	51	51	2	2	
TOTALS	RPI 1-25	RPI 26-50	W-L RECORDS	RPI 51-100	RPI 101-150	RPI 150+				
12- 12	2- 3	1- 6	OVERALL	1- 1	1- 2	7- 0				
8- 4	1- 0	1- 2	HOME	1- 1	0- 1	5- 0				
3- 6	0- 1	0- 4	AWAY	0- 0	1- 1	2- 0				
1- 2	1- 2	0- 0	NEUTRAL	0- 0	0- 0	0- 0				
9- 3	1- 2	0- 1	NON-CONFERENCE	1- 0	1- 0	6- 0				
6- 0	0- 0	0- 0	HOME	1- 0	0- 0	5- 0				
2- 1	0- 0	0- 1	AWAY	0- 0	1- 0	1- 0				
1- 2	1- 2	0- 0	NEUTRAL	0- 0	0- 0	0- 0				
3- 9	1- 1	1- 5	CONFERENCE	0- 1	0- 2	1- 0				
2- 4	1- 0	1- 2	HOME	0- 1	0- 1	0- 0				
1- 5	0- 1	0- 3	AWAY	0- 0	0- 1	1- 0				
0- 0	0- 0	0- 0	NEUTRAL	0- 0	0- 0	0- 0				

RPI	S	Opponent	Score	RPI	S	Opponent	Score	RPI	S	Opponent	Score	RPI	S	Opponent	Score
4	A	Maryland	54 74	30	A	Nebraska	57 59	86	H	Purdue	55 62	105	A	Michigan St.	56 63
6	H	Iowa	73 61	30	H	Nebraska	53 58	97	H	Virginia	86 63	129	H	Wisconsin	62 73
10	N	Kentucky	77 71	38	H	Minnesota	95 69					135	A	Southern Ill.	86 42
22	N	Oklahoma	76 78	43	A	Seton Hall	72 82					160	H	Memphis	60 58
25	N	South Fla.	61 67	44	A	Northwestern	58 64					172	A	Penn St.	91 76
				44	H	Northwestern	67 68					199	H	Robert Morris	66 48
				45	A	Michigan	57 70					255	A	Valparaiso	80 58
												265	H	Southern U.	62 42
												300	H	IPFW	70 63
												321	H	Murray St.	64 44
LAST 12 Division I GAMES:															
44	A	Northwestern	58 64	4	A	Maryland	54 74								
38	H	Minnesota	95 69	105	A	Michigan St.	56 63								
129	H	Wisconsin	62 73	30	H	Nebraska	53 58								
30	A	Nebraska	57 59	6	H	Iowa	73 61								
45	A	Michigan	57 70	172	A	Penn St.	91 76								
44	H	Northwestern	67 68	86	H	Purdue	55 62								

Non-Div I Games:

Illinois

Loss, Non-Conf, S Site, H Home A Away N Neutral



Average RPI Win:	294	WON-LOST	WINNING	LAST 10	STRENGTH OF	OPP. STRENGTH	TEAM	ADJ.	CONF.	ADJ CONF.
Average RPI Loss:	135	RECORD	PCT. RANK	GAMES	SCHEDULE	OF SCHEDULE	RPI	RPI	RPI	RPI
DIV. I ONLY	1- 21	348	1- 9	93	178	310	310	18	18	
DIV. I NON-CONF.	0- 11	339	0- 1	49	204	291	291	15	15	
TOTALS	RPI 1-25	RPI 26-50	W-L RECORDS	RPI 51-100	RPI 101-150	RPI 150+				
1- 21	0- 1	0- 1	OVERALL	0- 5	0- 7	1- 7				
1- 12	0- 1	0- 0	HOME	0- 2	0- 4	1- 5				
0- 8	0- 0	0- 1	AWAY	0- 3	0- 2	0- 2				
0- 1	0- 0	0- 0	NEUTRAL	0- 0	0- 1	0- 0				
0- 11	0- 1	0- 0	NON-CONFERENCE	0- 3	0- 3	0- 4				
0- 6	0- 1	0- 0	HOME	0- 1	0- 1	0- 3				
0- 4	0- 0	0- 0	AWAY	0- 2	0- 1	0- 1				
0- 1	0- 0	0- 0	NEUTRAL	0- 0	0- 1	0- 0				
1- 10	0- 0	0- 1	CONFERENCE	0- 2	0- 4	1- 3				
1- 6	0- 0	0- 0	HOME	0- 1	0- 3	1- 2				
0- 4	0- 0	0- 1	AWAY	0- 1	0- 1	0- 1				
0- 0	0- 0	0- 0	NEUTRAL	0- 0	0- 0	0- 0				

RPI 1-25				RPI 26-50				RPI 51-100				RPI 101+				Team's RPI: 310	
RPI	S	Opponent	Score	RPI	S	Opponent	Score	RPI	S	Opponent	Score	RPI	S	Opponent	Score		
11	H	Arizona St.	44 89	48	A	Wichita St.	38 85	53	A	Miami (FL)	44 95	113	A	UNI	43 71		
								57	H	DePaul	62 99	113	H	UNI	52 59		
								73	A	Colorado St.	49 70	125	H	Butler	60 72		
								74	A	Drake	51 86	129	A	Wisconsin	60 71		
								74	H	Drake	47 70	133	H	Indiana St.	36 60		
												135	H	Southern Ill.	56 65		
												140	N	Buffalo	60 68		
												152	H	UT Martin	46 79		
												171	H	Northern Ky.	48 59		
												185	A	Missouri St.	35 58		
												224	A	Northern Ill.	51 55		
												237	H	Evansville	50 62		
												285	H	Bowling Green	54 58		
												294	H	Loyola Chicago	72 56		
												311	H	Bradley	55 58		
LAST 12 Division I GAMES:																	
				74	H	Drake	47 70	133	H	Indiana St.	36 60						
				113	H	UNI	52 59	237	H	Evansville	50 62						
				294	H	Loyola Chicago	72 56	113	A	UNI	43 71						
				311	H	Bradley	55 58	74	A	Drake	51 86						
				185	A	Missouri St.	35 58	135	H	Southern Ill.	56 65						
				48	A	Wichita St.	38 85	57	H	DePaul	62 99						

Non-Div I Games:

Illinois St.

Loss, Non-Conf, S Site, H Home A Away N Neutral

Average RPI Win:	302	WON-LOST	WINNING	LAST 10	STRENGTH OF	OPP. STRENGTH	TEAM	ADJ.	CONF.	ADJ CONF.
Average RPI Loss:	210	RECORD	PCT. RANK	GAMES	SCHEDULE	OF SCHEDULE	RPI	RPI	RPI	RPI
DIV. I ONLY	3- 14	320	2- 8	319	301	335	335	29	29	
DIV. I NON-CONF.	1- 6	316	0- 2	226	186	293	293	28	28	
TOTALS	RPI 1-25	RPI 26-50	W-L RECORDS	RPI 51-100	RPI 101-150	RPI 150+				
3- 14	0- 0	0- 0	OVERALL	0- 2	0- 1	3- 11				
2- 4	0- 0	0- 0	HOME	0- 0	0- 0	2- 4				
1- 9	0- 0	0- 0	AWAY	0- 0	0- 0	1- 0				
0- 1	0- 0	0- 0	NEUTRAL	0- 1	0- 0	0- 0				
1- 6	0- 0	0- 0	NON-CONFERENCE	0- 2	0- 1	1- 3				
0- 1	0- 0	0- 0	HOME	0- 0	0- 0	0- 1				
1- 4	0- 0	0- 0	AWAY	0- 1	0- 1	1- 2				
0- 1	0- 0	0- 0	NEUTRAL	0- 1	0- 0	0- 0				
2- 8	0- 0	0- 0	CONFERENCE	0- 0	0- 0	2- 8				
2- 3	0- 0	0- 0	HOME	0- 0	0- 0	2- 3				
0- 5	0- 0	0- 0	AWAY	0- 0	0- 0	0- 5				
0- 0	0- 0	0- 0	NEUTRAL	0- 0	0- 0	0- 0				

RPI S	Opponent	Score	RPI S	Opponent	Score	RPI S	Opponent	Score	RPI S	Opponent	Score
						70 A	Kansas	46 68	149 A	Indiana	49 85
						75 N	Fordham	42 74	189 H	Lamar	45 67
									203 A	UTSA	31 57
									211 A	Tex.-Pan American	61 65
									220 A	Northwestern St.	51 73
									231 A	Nicholls St.	34 67
									231 H	Nicholls St.	58 69
									238 H	McNeese St.	101 104
									264 A	Houston	50 48
									267 A	A&M-Corpus Christi	54 63
									273 A	Abilene Christian	54 78
									286 A	Sam Houston St.	55 59
									298 H	Southeastern La.	82 70
									302 H	Grand Canyon	67 72
									345 H	New Orleans	71 59
LAST 12 Division I GAMES:											
189 H	Lamar	45 67	298 H	Southeastern La.	82 70						
231 H	Nicholls St.	58 69	220 A	Northwestern St.	51 73						
231 A	Nicholls St.	34 67	345 H	New Orleans	71 59						
267 A	A&M-Corpus Christi	54 63	286 A	Sam Houston St.	55 59						
273 A	Abilene Christian	54 78	302 H	Grand Canyon	67 72						
238 H	McNeese St.	101 104	211 A	Tex.-Pan American	61 65						

Non-Div I Games: Texas Wesleyan 66 74 St. Thomas (TX) 64 49 Our Lady Of The Lak92 104 Texas Lutheran 62 41

Incarnate Word

Loss, Non-Conf, S Site, H Home A Away N Neutral

## Indiana

Through Games Of Feb. 8, 2015

Average RPI Win:	208	WON-LOST	WINNING	LAST 10	STRENGTH OF	OPP. STRENGTH	TEAM	ADJ.	CONF.	ADJ CONF.
Average RPI Loss:	69	RECORD	PCT. RANK	GAMES	SCHEDULE	OF SCHEDULE	RPI	RPI	RPI	RPI
DIV. I ONLY	13- 10	136	2- 8	177	60	149	149	4	4	
DIV. I NON-CONF.	10- 1	16	0- 0	314	302	104	104	2	2	
TOTALS	RPI 1-25	RPI 26-50	W-L RECORDS	RPI 51-100	RPI 101-150	RPI 150+				
13- 10	0- 1	0- 5	OVERALL	1- 1	4- 2	8- 1				
10- 5	0- 1	0- 3	HOME	1- 0	3- 1	6- 0				
3- 5	0- 0	0- 2	AWAY	0- 1	1- 1	2- 1				
0- 0	0- 0	0- 0	NEUTRAL	0- 0	0- 0	0- 0				
10- 1	0- 0	0- 0	NON-CONFERENCE	0- 0	2- 1	8- 0				
7- 1	0- 0	0- 0	HOME	0- 0	1- 1	6- 0				
3- 0	0- 0	0- 0	AWAY	0- 0	1- 0	2- 0				
0- 0	0- 0	0- 0	NEUTRAL	0- 0	0- 0	0- 0				
3- 9	0- 1	0- 5	CONFERENCE	1- 1	2- 1	0- 1				
3- 4	0- 1	0- 3	HOME	1- 0	2- 0	0- 0				
0- 5	0- 0	0- 2	AWAY	0- 1	0- 1	0- 1				
0- 0	0- 0	0- 0	NEUTRAL	0- 0	0- 0	0- 0				

RPI S	Opponent	Score	RPI S	Opponent	Score	RPI S	Opponent	Score	RPI S	Opponent	Score	Team's RPI: 149
4	H Maryland	74 84	35	A Ohio St.	70 78	86	A Purdue	64 86	105	A Michigan St.	57 72	
			35	H Ohio St.	49 103	86	H Purdue	72 55	105	H Michigan St.	70 51	
			37	H Rutgers	51 66				106	A Boston College	76 67	
			38	A Minnesota	61 65				122	H East Tenn. St.	97 69	
			44	H Northwestern	69 75				129	H Wisconsin	69 52	
									133	H Indiana St.	61 65	
									172	A Penn St.	75 79	
									213	H Morehead St.	98 57	
									236	A Oakland	88 61	
									245	H IUPUI	68 55	
									255	H Valparaiso	81 49	
									271	A Milwaukee	82 56	
									297	H Gardner-Webb	115 54	
									300	H IPFW	80 37	
									335	H Incarnate Word	85 49	
LAST 12 Division I GAMES:												
			35	A Ohio St.	70 78	38	A Minnesota	61 65				
			44	H Northwestern	69 75	129	H Wisconsin	69 52				
			86	H Purdue	72 55	35	H Ohio St.	49 103				
			105	A Michigan St.	57 72	86	A Purdue	64 86				
			4	H Maryland	74 84	105	H Michigan St.	70 51				
			172	A Penn St.	75 79	37	H Rutgers	51 66				

Non-Div I Games:

Indiana

■ Loss, 
 ■ Non-Conf, S Site, 
 ■ Home 
 ■ Away 
 N Neutral

Average RPI Win:	220	WON-LOST	WINNING	LAST 10	STRENGTH OF	OPP. STRENGTH	TEAM	ADJ.	CONF.	ADJ CONF.
Average RPI Loss:	129	RECORD	PCT. RANK	GAMES	SCHEDULE	OF SCHEDULE	RPI	RPI	RPI	RPI
DIV. I ONLY	14- 7	74	2- 1	294	131	133	133	18	18	
DIV. I NON-CONF.	9- 1	21	0- 0	172	116	45	45	15	15	
TOTALS	RPI 1-25	RPI 26-50	W-L RECORDS	RPI 51-100	RPI 101-150	RPI 150+				
14- 7	0- 0	0- 1	OVERALL	1- 2	3- 2	10- 2				
5- 3	0- 0	0- 0	HOME	0- 2	1- 1	4- 0				
8- 4	0- 0	0- 1	AWAY	1- 0	2- 1	5- 2				
1- 0	0- 0	0- 0	NEUTRAL	0- 0	0- 0	1- 0				
9- 1	0- 0	0- 0	NON-CONFERENCE	1- 1	3- 0	5- 0				
2- 1	0- 0	0- 0	HOME	0- 1	1- 0	1- 0				
6- 0	0- 0	0- 0	AWAY	1- 0	2- 0	3- 0				
1- 0	0- 0	0- 0	NEUTRAL	0- 0	0- 0	1- 0				
5- 6	0- 0	0- 1	CONFERENCE	0- 1	0- 2	5- 2				
3- 2	0- 0	0- 0	HOME	0- 1	0- 1	3- 0				
2- 4	0- 0	0- 1	AWAY	0- 0	0- 1	2- 2				
0- 0	0- 0	0- 0	NEUTRAL	0- 0	0- 0	0- 0				

RPI 1-25				RPI 26-50				RPI 51-100				RPI 101+				Team's RPI: 133	
RPI	S	Opponent	Score	RPI	S	Opponent	Score	RPI	S	Opponent	Score	RPI	S	Opponent	Score		
				48	A	Wichita St.	52 63	51	H	Stetson	52 62	113	H	UNI	55 57		
								74	H	Drake	65 72	122	H	East Tenn. St.	76 69		
								83	A	St. John's (NY)	73 67	125	A	Butler	66 51		
												135	A	Southern Ill.	53 65		
												149	A	Indiana	65 61		
												164	A	Saint Louis	68 58		
												164	H	Saint Louis	63 60		
												185	A	Missouri St.	66 74		
												237	H	Evansville	67 52		
												244	N	SMU	64 55		
												245	A	IUPUI	61 60		
												294	A	Loyola Chicago	50 61		
												294	H	Loyola Chicago	64 37		
												310	A	Illinois St.	60 36		
												311	A	Bradley	65 55		
												311	H	Bradley	64 50		
												318	A	South Ala.	74 53		
LAST 12 Division I GAMES:																	
				310	A	Illinois St.	60 36	135	A	Southern Ill.	53 65						
				294	A	Loyola Chicago	50 61	294	H	Loyola Chicago	64 37						
				311	A	Bradley	65 55	311	H	Bradley	64 50						
				237	H	Evansville	67 52	185	A	Missouri St.	66 74						
				113	H	UNI	55 57	48	A	Wichita St.	52 63						
				74	H	Drake	65 72	83	A	St. John's (NY)	73 67						

Non-Div I Games: Indianapolis 62 43

Indiana St.

Average RPI Win:	246	WON-LOST	WINNING	LAST 10	STRENGTH OF	OPP. STRENGTH	TEAM	ADJ.	CONF.	ADJ CONF.
Average RPI Loss:	155	RECORD	PCT. RANK	GAMES	SCHEDULE	OF SCHEDULE	RPI	RPI	RPI	RPI
DIV. I ONLY	12- 10	145	7- 3	276	235	205	205	24	24	
DIV. I NON-CONF.	3- 6	233	0- 1	66	203	183	183	23	23	
TOTALS	RPI 1-25	RPI 26-50	W-L RECORDS	RPI 51-100	RPI 101-150	RPI 150+				
12- 10	0- 0	0- 1	OVERALL	1- 2	0- 2	11- 5				
6- 4	0- 0	0- 1	HOME	0- 0	0- 1	6- 2				
6- 6	0- 0	0- 0	AWAY	1- 2	0- 1	5- 3				
0- 0	0- 0	0- 0	NEUTRAL	0- 0	0- 0	0- 0				
3- 6	0- 0	0- 1	NON-CONFERENCE	1- 2	0- 1	2- 2				
2- 2	0- 0	0- 1	HOME	0- 0	0- 0	2- 1				
1- 4	0- 0	0- 0	AWAY	1- 2	0- 1	0- 1				
0- 0	0- 0	0- 0	NEUTRAL	0- 0	0- 0	0- 0				
9- 4	0- 0	0- 0	CONFERENCE	0- 0	0- 1	9- 3				
4- 2	0- 0	0- 0	HOME	0- 0	0- 1	4- 1				
5- 2	0- 0	0- 0	AWAY	0- 0	0- 0	5- 2				
0- 0	0- 0	0- 0	NEUTRAL	0- 0	0- 0	0- 0				

RPI S	Opponent	Score	RPI S	Opponent	Score	RPI S	Opponent	Score	RPI S	Opponent	Score	Team's RPI: 205
37	H Rutgers	58 66	55	A Pacific	49 64	107	H Marist	58 63	122	A East Tenn. St.	64 76	
			70	A Kansas	49 90	162	A Fairfield	66 77	168	A Siena	79 50	
			75	A Fordham	72 51	191	H Sacred Heart	80 82	201	H Stony Brook	73 62	
						241	A Monmouth	74 75	241	H Monmouth	71 58	
						247	A Niagara	83 72	256	A Canisius	80 62	
						256	H Canisius	85 75	257	H UCF	75 67	
						275	A Rider	71 51	275	H Rider	81 85	
						285	A Bowling Green	59 80	319	A Manhattan	79 62	
						319	H Manhattan	60 41	333	H Saint Peter's	77 43	
LAST 12 Division I GAMES:												
319	H Manhattan	60 41	168	A Siena	79 50	333	H Saint Peter's	77 43	319	A Manhattan	79 62	
107	H Marist	58 63	256	H Canisius	85 75	241	H Monmouth	71 58	122	A East Tenn. St.	64 76	
162	A Fairfield	66 77	247	A Niagara	83 72							
256	A Canisius	80 62	275	H Rider	81 85							

Non-Div I Games:

Iona

Average RPI Win: 93		WON-LOST	WINNING	LAST 10	STRENGTH OF	OPP. STRENGTH	TEAM	ADJ.	CONF.	ADJ CONF.
Average RPI Loss: 38		RECORD	PCT. RANK	GAMES	SCHEDULE	OF SCHEDULE	RPI	RPI	RPI	RPI
DIV. I ONLY		19- 4	22	8- 2	15	3	6	6	4	4
DIV. I NON-CONF.		9- 2	35	0- 0	19	8	11	11	2	2
TOTALS		RPI 1-25	RPI 26-50		W-L RECORDS		RPI 51-100	RPI 101-150	RPI 150+	
19- 4	1- 2	8- 1		OVERALL		2- 1	4- 0	4- 0		
13- 0	1- 0	5- 0		HOME		1- 0	2- 0	4- 0		
5- 3	0- 2	2- 0		AWAY		1- 1	2- 0	0- 0		
1- 1	0- 0	1- 1		NEUTRAL		0- 0	0- 0	0- 0		
9- 2	1- 1	2- 1		NON-CONFERENCE		1- 0	2- 0	3- 0		
7- 0	1- 0	1- 0		HOME		0- 0	2- 0	3- 0		
1- 1	0- 1	0- 0		AWAY		1- 0	0- 0	0- 0		
1- 1	0- 0	1- 1		NEUTRAL		0- 0	0- 0	0- 0		
10- 2	0- 1	6- 0		CONFERENCE		1- 1	2- 0	1- 0		
6- 0	0- 0	4- 0		HOME		1- 0	0- 0	1- 0		
4- 2	0- 1	2- 0		AWAY		0- 1	2- 0	0- 0		
0- 0	0- 0	0- 0		NEUTRAL		0- 0	0- 0	0- 0		

RPI	S	Opponent	Score	RPI	S	Opponent	Score	RPI	S	Opponent	Score	RPI	S	Opponent	Score
4	A	Maryland	88 93	30	H	Nebraska	78 72	74	A	Drake	100 98	105	A	Michigan St.	52 50
7	A	Louisville	52 86	35	H	Ohio St.	73 65	86	H	Purdue	73 59	113	H	UNI	73 45
14	H	Dayton	90 83	37	A	Rutgers	79 72	92	A	Illinois	61 73	124	H	Colorado	78 63
				41	N	Gonzaga	79 67					129	A	Wisconsin	87 75
				42	H	Iowa St.	76 67					172	H	Penn St.	77 52
				44	A	Northwestern	102 99					196	H	Pepperdine	97 68
				44	H	Northwestern	83 70					199	H	Robert Morris	85 67
				45	H	Michigan	76 70					228	H	USC Upstate	107 56
				50	N	Arkansas	67 77								
LAST 12 Division I GAMES:															
129	A	Wisconsin	87 75	105	A	Michigan St.	52 50								
35	H	Ohio St.	73 65	44	H	Northwestern	83 70								
4	A	Maryland	88 93	86	H	Purdue	73 59								
44	A	Northwestern	102 99	92	A	Illinois	61 73								
30	H	Nebraska	78 72	37	A	Rutgers	79 72								
45	H	Michigan	76 70	172	H	Penn St.	77 52								

Non-Div I Games:

Iowa

Average RPI Win:	148	WON-LOST	WINNING	LAST 10	STRENGTH OF	OPP. STRENGTH	TEAM	ADJ.	CONF.	ADJ CONF.
Average RPI Loss:	42	RECORD	PCT. RANK	GAMES	SCHEDULE	OF SCHEDULE	RPI	RPI	RPI	RPI
DIV. I ONLY	15- 7	68	5- 5	33	38	42	42	1	1	
DIV. I NON-CONF.	9- 2	35	1- 0	189	194	64	64	1	1	
TOTALS	RPI 1-25	RPI 26-50	W-L RECORDS	RPI 51-100	RPI 101-150	RPI 150+				
15- 7	0- 3	2- 0	OVERALL	6- 4	0- 0	7- 0				
12- 2	0- 0	1- 0	HOME	5- 2	0- 0	6- 0				
2- 5	0- 3	1- 0	AWAY	1- 2	0- 0	0- 0				
1- 0	0- 0	0- 0	NEUTRAL	0- 0	0- 0	1- 0				
9- 2	0- 1	0- 0	NON-CONFERENCE	2- 1	0- 0	7- 0				
8- 0	0- 0	0- 0	HOME	2- 0	0- 0	6- 0				
0- 2	0- 1	0- 0	AWAY	0- 1	0- 0	0- 0				
1- 0	0- 0	0- 0	NEUTRAL	0- 0	0- 0	1- 0				
6- 5	0- 2	2- 0	CONFERENCE	4- 3	0- 0	0- 0				
4- 2	0- 0	1- 0	HOME	3- 2	0- 0	0- 0				
2- 3	0- 2	1- 0	AWAY	1- 1	0- 0	0- 0				
0- 0	0- 0	0- 0	NEUTRAL	0- 0	0- 0	0- 0				

RPI 1-25				RPI 26-50				Team's RPI: 42				RPI 51-100				RPI 101+			
RPI	S	Opponent	Score	RPI	S	Opponent	Score	RPI	S	Opponent	Score	RPI	S	Opponent	Score	RPI	S	Opponent	Score
2	A	Baylor	47 79	29	A	Texas	58 57	56	A	Kansas St.	79 59	162	H	Fairfield	76 63				
6	A	Iowa	67 76	29	H	Texas	59 57	56	H	Kansas St.	60 55	201	H	Stony Brook	74 64				
22	A	Oklahoma	66 75					58	A	St. Mary's (CA)	63 67	223	N	Wyoming	84 63				
								64	H	West Virginia	61 43	228	H	USC Upstate	98 76				
								68	A	TCU	84 86	258	H	Cincinnati	85 54				
								68	H	TCU	80 62	330	H	Ark.-Pine Bluff	82 56				
								69	H	Oklahoma St.	62 63	341	H	Howard	90 44				
								70	H	Kansas	56 61								
								74	H	Drake	84 67								
								98	H	UC Riverside	71 54								
LAST 12 Division I GAMES:																			
64	H	West Virginia	61 43	56	A	Kansas St.	79 59												
22	A	Oklahoma	66 75	2	A	Baylor	47 79												
69	H	Oklahoma St.	62 63	29	H	Texas	59 57												
70	H	Kansas	56 61	68	A	TCU	84 86												
29	A	Texas	58 57	56	H	Kansas St.	60 55												
68	H	TCU	80 62	98	H	UC Riverside	71 54												

Non-Div I Games:

Iowa St.

■ Loss, 
■ Non-Conf, S Site, 
■ Home 
■ Away 
N Neutral

Average RPI Win:	307	WON-LOST	WINNING	LAST 10	STRENGTH OF	OPP. STRENGTH	TEAM	ADJ.	CONF.	ADJ CONF.
Average RPI Loss:	210	RECORD	PCT. RANK	GAMES	SCHEDULE	OF SCHEDULE	RPI	RPI	RPI	RPI
DIV. I ONLY	7- 14	260	4- 6	335	346	289	289	33	33	
DIV. I NON-CONF.	3- 8	263	1- 1	210	284	252	252	31	31	
TOTALS	RPI 1-25	RPI 26-50	W-L RECORDS	RPI 51-100	RPI 101-150	RPI 150+				
7- 14	0- 0	0- 0	OVERALL	0- 3	0- 0	7- 11				
1- 3	0- 0	0- 0	HOME	0- 0	0- 0	1- 3				
5- 9	0- 0	0- 0	AWAY	0- 0	0- 0	5- 1				
1- 2	0- 0	0- 0	NEUTRAL	0- 1	0- 0	1- 1				
3- 8	0- 0	0- 0	NON-CONFERENCE	0- 3	0- 0	3- 5				
1- 0	0- 0	0- 0	HOME	0- 0	0- 0	1- 0				
1- 6	0- 0	0- 0	AWAY	0- 2	0- 0	1- 4				
1- 2	0- 0	0- 0	NEUTRAL	0- 1	0- 0	1- 1				
4- 6	0- 0	0- 0	CONFERENCE	0- 0	0- 0	4- 6				
0- 3	0- 0	0- 0	HOME	0- 0	0- 0	0- 3				
4- 3	0- 0	0- 0	AWAY	0- 0	0- 0	4- 3				
0- 0	0- 0	0- 0	NEUTRAL	0- 0	0- 0	0- 0				

RPI 1-25				RPI 26-50				RPI 51-100				RPI 101+ Team's RPI: 289					
RPI	S	Opponent	Score	RPI	S	Opponent	Score	RPI	S	Opponent	Score	RPI	S	Opponent	Score		
								54	A	Arkansas St.	60	92	165	A	La.-Lafayette	56	65
								61	N	Duquesne	72	90	170	A	Jacksonville St.	57	64
								67	A	LSU	44	52	197	A	Mercer	48	80
													214	A	Texas Southern	53	70
													220	H	Northwestern St.	62	61
													232	A	Prairie View	65	82
													248	A	Lipscomb	45	72
													253	N	Central Ark.	45	56
													265	H	Southern U.	61	77
													290	A	Alabama St.	90	85
													306	A	Grambling	64	55
													321	N	Murray St.	90	81
													330	H	Ark.-Pine Bluff	49	57
													331	A	Alcorn	65	41
													331	H	Alcorn	69	76
													339	A	Chicago St.	70	60
													344	A	Alabama A&M	75	71
													348	A	Mississippi Val.	71	74
LAST 12 Division I GAMES:																	
				331	A	Alcorn	65	41		265	H	Southern U.	61	77			
				330	H	Ark.-Pine Bluff	49	57		331	H	Alcorn	69	76			
				348	A	Mississippi Val.	71	74		290	A	Alabama St.	90	85			
				306	A	Grambling	64	55		344	A	Alabama A&M	75	71			
				214	A	Texas Southern	53	70		165	A	La.-Lafayette	56	65			
				232	A	Prairie View	65	82		220	H	Northwestern St.	62	61			

Non-Div I Games:

Jackson St.

■ Loss, 
■ Non-Conf, 
■ S Site, 
■ H Home 
■ A Away 
N Neutral



Jacksonville

Through Games Of Feb. 8, 2015

Average RPI Win: 233	WON-LOST	WINNING	LAST 10	STRENGTH OF	OPP. STRENGTH	TEAM	ADJ.	CONF.	ADJ CONF.
Average RPI Loss: 160	RECORD	PCT. RANK	GAMES	SCHEDULE	OF SCHEDULE	RPI	RPI	RPI	RPI
DIV. I ONLY	6- 13	271	4- 5	198	151	242	242	11	11
DIV. I NON-CONF.	3- 8	263	1- 2	294	139	285	285	12	12
TOTALS	RPI 1-25	RPI 26-50	W-L RECORDS	RPI 51-100	RPI 101-150	RPI 150+			
6- 13	0- 2	0- 1	OVERALL	0- 2	1- 0	5- 8			
3- 4	0- 1	0- 1	HOME	0- 0	0- 0	3- 2			
3- 9	0- 1	0- 0	AWAY	0- 2	1- 0	2- 6			
0- 0	0- 0	0- 0	NEUTRAL	0- 0	0- 0	0- 0			
3- 8	0- 1	0- 1	NON-CONFERENCE	0- 1	0- 0	3- 5			
2- 1	0- 0	0- 1	HOME	0- 0	0- 0	2- 0			
1- 7	0- 1	0- 0	AWAY	0- 1	0- 0	1- 5			
0- 0	0- 0	0- 0	NEUTRAL	0- 0	0- 0	0- 0			
3- 5	0- 1	0- 0	CONFERENCE	0- 1	1- 0	2- 3			
1- 3	0- 1	0- 0	HOME	0- 0	0- 0	1- 2			
2- 2	0- 0	0- 0	AWAY	0- 1	1- 0	1- 1			
0- 0	0- 0	0- 0	NEUTRAL	0- 0	0- 0	0- 0			

RPI 1-25				RPI 26-50				RPI 51-100				RPI 101+ Team's RPI: 242			
RPI	S	Opponent	Score	RPI	S	Opponent	Score	RPI	S	Opponent	Score	RPI	S	Opponent	Score
12	A	Florida St.	46 73	26	H	Syracuse	61 77	51	A	Stetson	47 73	128	A	Kennesaw St.	78 64
19	H	FGCU	37 60					53	A	Miami (FL)	36 65	166	A	Florida	73 84
												171	H	Northern Ky.	59 70
												179	A	Savannah St.	45 41
												225	A	Tennessee St.	61 64
												228	A	USC Upstate	64 66
												248	H	Lipscomb	63 75
												251	A	North Florida	68 56
												251	H	North Florida	54 52
												257	A	UCF	59 71
												262	H	Bethune-Cookman	64 51
												299	A	Ga. Southern	65 78
												321	A	Murray St.	62 80
												328	H	FIU	76 64
LAST 12 Division I GAMES:															
251	A	North Florida	68 56	51	A	Stetson	47 73								
128	A	Kennesaw St.	78 64	251	H	North Florida	54 52								
228	A	USC Upstate	64 66	179	A	Savannah St.	45 41								
171	H	Northern Ky.	59 70	12	A	Florida St.	46 73								
248	H	Lipscomb	63 75	321	A	Murray St.	62 80								
19	H	FGCU	37 60	225	A	Tennessee St.	61 64								

Non-Div I Games: Trinity Baptist 98 24 Thomas (GA) 65 38

Jacksonville

Loss, Non-Conf, S Site, H Home A Away N Neutral

Average RPI Win:	260	WON-LOST	WINNING	LAST 10	STRENGTH OF	OPP. STRENGTH	TEAM	ADJ.	CONF.	ADJ CONF.
Average RPI Loss:	205	RECORD	PCT. RANK	GAMES	SCHEDULE	OF SCHEDULE	RPI	RPI	RPI	RPI
DIV. I ONLY	16- 7	61	6- 4	333	327	170	170	26	26	
DIV. I NON-CONF.	9- 3	60	1- 0	317	340	134	134	26	26	
TOTALS	RPI 1-25	RPI 26-50	W-L RECORDS	RPI 51-100	RPI 101-150	RPI 150+				
16- 7	0- 0	0- 0	OVERALL	0- 0	1- 2	15- 5				
9- 1	0- 0	0- 0	HOME	0- 0	0- 0	9- 1				
5- 6	0- 0	0- 0	AWAY	0- 0	0- 2	5- 4				
2- 0	0- 0	0- 0	NEUTRAL	0- 0	1- 0	1- 0				
9- 3	0- 0	0- 0	NON-CONFERENCE	0- 0	1- 2	8- 1				
5- 0	0- 0	0- 0	HOME	0- 0	0- 0	5- 0				
2- 3	0- 0	0- 0	AWAY	0- 0	0- 2	2- 1				
2- 0	0- 0	0- 0	NEUTRAL	0- 0	1- 0	1- 0				
7- 4	0- 0	0- 0	CONFERENCE	0- 0	0- 0	7- 4				
4- 1	0- 0	0- 0	HOME	0- 0	0- 0	4- 1				
3- 3	0- 0	0- 0	AWAY	0- 0	0- 0	3- 3				
0- 0	0- 0	0- 0	NEUTRAL	0- 0	0- 0	0- 0				

RPI 1-25			RPI 26-50			RPI 51-100			RPI 101+ Team's RPI: 170		
RPI	S	Opponent	Score	RPI	S	Opponent	Score	RPI	S	Opponent	Score
								119	A	Texas Tech	59 67
								122	N	East Tenn. St.	57 56
								128	A	Kennesaw St.	65 67
								152	A	UT Martin	47 67
								155	A	Alabama	64 62
								180	A	SIUE	72 69
								197	H	Mercer	67 66
								198	A	Belmont	66 70
								213	H	Morehead St.	72 64
								225	A	Tennessee St.	63 50
								253	A	Central Ark.	63 54
								254	H	Austin Peay	54 57
								268	H	Eastern Ky.	73 53
								279	A	South Carolina St.	52 55
								289	H	Jackson St.	64 57
								299	H	Ga. Southern	78 52
								303	A	Eastern Ill.	63 66
								305	H	Southeast Mo. St.	70 34
								308	H	Wofford	70 55
								321	H	Murray St.	78 73
								334	A	Tennessee Tech	70 54
								345	H	New Orleans	65 51
								349	N	Charleston So.	70 43
LAST 12 Division I GAMES:											
334	A	Tennessee Tech	70 54	305	H	Southeast Mo. St.	70 34				
225	A	Tennessee St.	63 50	321	H	Murray St.	78 73				
268	H	Eastern Ky.	73 53	254	H	Austin Peay	54 57				
213	H	Morehead St.	72 64	303	A	Eastern Ill.	63 66				
198	A	Belmont	66 70	180	A	SIUE	72 69				
152	A	UT Martin	47 67	197	H	Mercer	67 66				

Non-Div I Games:

Jacksonville St.

■ Loss, 
 ■ Non-Conf, 
 ■ S Site, 
 ■ Home 
 ■ A Away 
 N Neutral

Average RPI Win:	144	WON-LOST	WINNING	LAST 10	STRENGTH OF	OPP. STRENGTH	TEAM	ADJ.	CONF.	ADJ CONF.
Average RPI Loss:	25	RECORD	PCT. RANK	GAMES	SCHEDULE	OF SCHEDULE	RPI	RPI	RPI	RPI
DIV. I ONLY	20- 2	8	10- 0	86	53	21	21	13	13	
DIV. I NON-CONF.	9- 2	35	0- 1	56	5	14	14	10	10	
TOTALS	RPI 1-25	RPI 26-50	W-L RECORDS	RPI 51-100	RPI 101-150	RPI 150+				
20- 2	0- 1	1- 1	OVERALL	9- 0	4- 0	6- 0				
10- 0	0- 0	1- 0	HOME	5- 0	2- 0	2- 0				
9- 1	0- 0	0- 0	AWAY	4- 0	2- 0	3- 0				
1- 1	0- 1	0- 0	NEUTRAL	0- 0	0- 0	1- 0				
9- 2	0- 1	1- 1	NON-CONFERENCE	5- 0	1- 0	2- 0				
5- 0	0- 0	1- 0	HOME	3- 0	1- 0	0- 0				
3- 1	0- 0	0- 1	AWAY	2- 0	0- 0	1- 0				
1- 1	0- 1	0- 0	NEUTRAL	0- 0	0- 0	1- 0				
11- 0	0- 0	0- 0	CONFERENCE	4- 0	3- 0	4- 0				
5- 0	0- 0	0- 0	HOME	2- 0	1- 0	2- 0				
6- 0	0- 0	0- 0	AWAY	2- 0	2- 0	2- 0				
0- 0	0- 0	0- 0	NEUTRAL	0- 0	0- 0	0- 0				

RPI 1-25				RPI 26-50				RPI 51-100				RPI 101+			
RPI	S	Opponent	Score	RPI	S	Opponent	Score	RPI	S	Opponent	Score	RPI	S	Opponent	Score
4	N	Maryland	64 80	32	H	Pittsburgh	80 64	52	A	Ohio	69 62	118	A	Hofstra	77 68
				46	A	Vanderbilt	62 66	84	A	Drexel	73 54	139	A	William & Mary	65 43
								84	H	Drexel	66 51	139	H	William & Mary	92 50
								85	H	UCLA	91 87	141	H	St. Bonaventure	76 43
								91	H	Hampton	85 53	217	H	Towson	67 66
								94	A	Elon	68 51	234	A	Davidson	73 57
								94	H	Elon	89 60	264	N	Houston	84 60
								95	H	Richmond	79 68	270	A	Col. of Charleston	73 53
								96	A	American	69 65	272	H	UNCW	74 57
												280	A	Northeastern	77 55
LAST 12 Division I GAMES:															
				84	A	Drexel	73 54	94	A	Elon	68 51				
				118	A	Hofstra	77 68	139	A	William & Mary	65 43				
				94	H	Elon	89 60	280	A	Northeastern	77 55				
				270	A	Col. of Charleston	73 53	272	H	UNCW	74 57				
				139	H	William & Mary	92 50	217	H	Towson	67 66				
				84	H	Drexel	66 51	46	A	Vanderbilt	62 66				

Non-Div I Games:

James Madison

Kansas

Through Games Of Feb. 8, 2015

Average RPI Win:	142	WON-LOST	WINNING	LAST 10	STRENGTH OF	OPP. STRENGTH	TEAM	ADJ.	CONF.	ADJ CONF.
Average RPI Loss:	50	RECORD	PCT. RANK	GAMES	SCHEDULE	OF SCHEDULE	RPI	RPI	RPI	RPI
DIV. I ONLY	13- 11	153	4- 6	17	32	70	70	1	1	
DIV. I NON-CONF.	9- 4	84	1- 0	92	81	78	78	1	1	
TOTALS	RPI 1-25	RPI 26-50	W-L RECORDS	RPI 51-100	RPI 101-150	RPI 150+				
13- 11	1- 4	1- 1	OVERALL	3- 5	3- 0	5- 1				
11- 5	1- 2	0- 0	HOME	3- 2	2- 0	5- 1				
2- 5	0- 1	1- 1	AWAY	0- 3	1- 0	0- 0				
0- 1	0- 1	0- 0	NEUTRAL	0- 0	0- 0	0- 0				
9- 4	1- 1	0- 0	NON-CONFERENCE	2- 2	1- 0	5- 1				
9- 1	1- 0	0- 0	HOME	2- 0	1- 0	5- 1				
0- 2	0- 0	0- 0	AWAY	0- 2	0- 0	0- 0				
0- 1	0- 1	0- 0	NEUTRAL	0- 0	0- 0	0- 0				
4- 7	0- 3	1- 1	CONFERENCE	1- 3	2- 0	0- 0				
2- 4	0- 2	0- 0	HOME	1- 2	1- 0	0- 0				
2- 3	0- 1	1- 1	AWAY	0- 1	1- 0	0- 0				
0- 0	0- 0	0- 0	NEUTRAL	0- 0	0- 0	0- 0				

RPI	S	Opponent	Score	RPI	S	Opponent	Score	RPI	S	Opponent	Score	RPI	S	Opponent	Score
2	A	Baylor	58 66	29	A	Texas	46 60	54	H	Arkansas St.	62 48	119	A	Texas Tech	68 66
2	H	Baylor	63 71	42	A	Iowa St.	61 56	56	A	Kansas St.	52 58	119	H	Texas Tech	71 67
3	N	Notre Dame	47 89					60	A	Creighton	81 84	143	H	Temple	76 56
17	H	California	62 39					64	H	West Virginia	65 59	155	H	Alabama	80 85
22	H	Oklahoma	57 69					68	H	TCU	63 80	184	H	Samford	66 44
								69	H	Oklahoma St.	57 65	205	H	Iona	90 49
								72	H	South Dakota	68 60	214	H	Texas Southern	69 44
								86	A	Purdue	48 61	278	H	Georgetown	55 42
												335	H	Incarnate Word	68 46
LAST 12 Division I GAMES:															
69	H	Oklahoma St.	57 65	2	H	Baylor	63 71								
119	H	Texas Tech	71 67	68	H	TCU	63 80								
2	A	Baylor	58 66	56	A	Kansas St.	52 58								
42	A	Iowa St.	61 56	22	H	Oklahoma	57 69								
64	H	West Virginia	65 59	29	A	Texas	46 60								
119	A	Texas Tech	68 66	184	H	Samford	66 44								

Non-Div I Games:

Kansas

Loss, Non-Conf, S Site, H Home A Away N Neutral

Average RPI Win:	177	WON-LOST	WINNING	LAST 10	STRENGTH OF	OPP. STRENGTH	TEAM	ADJ.	CONF.	ADJ CONF.
Average RPI Loss:	36	RECORD	PCT. RANK	GAMES	SCHEDULE	OF SCHEDULE	RPI	RPI	RPI	RPI
DIV. I ONLY	13- 8	100	1- 1	30	66	56	56	1	1	
DIV. I NON-CONF.	9- 1	21	0- 0	196	307	55	55	1	1	
TOTALS	RPI 1-25	RPI 26-50	W-L RECORDS	RPI 51-100	RPI 101-150	RPI 150+				
13- 8	0- 3	1- 3	OVERALL	3- 2	1- 0	8- 0				
11- 2	0- 1	1- 1	HOME	3- 0	0- 0	7- 0				
1- 6	0- 2	0- 2	AWAY	0- 2	1- 0	0- 0				
1- 0	0- 0	0- 0	NEUTRAL	0- 0	0- 0	1- 0				
9- 1	0- 0	0- 1	NON-CONFERENCE	1- 0	0- 0	8- 0				
8- 0	0- 0	0- 0	HOME	1- 0	0- 0	7- 0				
0- 1	0- 0	0- 1	AWAY	0- 0	0- 0	0- 0				
1- 0	0- 0	0- 0	NEUTRAL	0- 0	0- 0	1- 0				
4- 7	0- 3	1- 2	CONFERENCE	2- 2	1- 0	0- 0				
3- 2	0- 1	1- 1	HOME	2- 0	0- 0	0- 0				
1- 5	0- 2	0- 1	AWAY	0- 2	1- 0	0- 0				
0- 0	0- 0	0- 0	NEUTRAL	0- 0	0- 0	0- 0				

RPI 1-25				RPI 26-50				RPI 51-100				Team's RPI: 56	RPI 101+			
RPI	S	Opponent	Score	RPI	S	Opponent	Score	RPI	S	Opponent	Score		RPI	S	Opponent	Score
2	A	Baylor	46 68	29	H	Texas	66 57	64	A	West Virginia	51 63		119	A	Texas Tech	41 38
2	H	Baylor	44 74	42	A	Iowa St.	55 60	69	A	Oklahoma St.	47 69		178	H	Oral Roberts	53 47
22	A	Oklahoma	58 66	42	H	Iowa St.	59 79	69	H	Oklahoma St.	52 51		180	H	SIUE	81 55
				48	A	Wichita St.	48 51	70	H	Kansas	58 52		184	H	Samford	60 41
								91	H	Hampton	66 46		192	H	Texas-Arlington	45 41
													263	N	UTEP	72 43
													273	H	Abilene Christian	68 53
													306	H	Grambling	61 38
													343	H	UMKC	65 36
LAST 12 Division I GAMES:																
22	A	Oklahoma	58 66	42	H	Iowa St.	59 79									
29	H	Texas	66 57	69	A	Oklahoma St.	47 69									
119	A	Texas Tech	41 38	70	H	Kansas	58 52									
69	H	Oklahoma St.	52 51	2	H	Baylor	44 74									
2	A	Baylor	46 68	42	A	Iowa St.	55 60									
64	A	West Virginia	51 63	184	H	Samford	60 41									

Non-Div I Games: William Jewell 66 53

Kansas St.

Loss, Non-Conf, S Site, H Home A Away N Neutral

Average RPI Win:	246	WON-LOST	WINNING	LAST 10	STRENGTH OF	OPP. STRENGTH	TEAM	ADJ.	CONF.	ADJ CONF.
Average RPI Loss:	153	RECORD	PCT. RANK	GAMES	SCHEDULE	OF SCHEDULE	RPI	RPI	RPI	RPI
DIV. I ONLY	15- 8	80	5- 5	232	272	128	128	11	11	
DIV. I NON-CONF.	11- 4	69	2- 2	290	327	131	131	12	12	
TOTALS	RPI 1-25	RPI 26-50	W-L RECORDS	RPI 51-100	RPI 101-150	RPI 150+				
15- 8	0- 1	0- 1	OVERALL	0- 2	0- 0	15- 4				
9- 2	0- 0	0- 0	HOME	0- 0	0- 0	9- 2				
6- 6	0- 1	0- 1	AWAY	0- 2	0- 0	6- 2				
0- 0	0- 0	0- 0	NEUTRAL	0- 0	0- 0	0- 0				
11- 4	0- 0	0- 1	NON-CONFERENCE	0- 1	0- 0	11- 2				
6- 1	0- 0	0- 0	HOME	0- 0	0- 0	6- 1				
5- 3	0- 0	0- 1	AWAY	0- 1	0- 0	5- 1				
0- 0	0- 0	0- 0	NEUTRAL	0- 0	0- 0	0- 0				
4- 4	0- 1	0- 0	CONFERENCE	0- 1	0- 0	4- 2				
3- 1	0- 0	0- 0	HOME	0- 0	0- 0	3- 1				
1- 3	0- 1	0- 0	AWAY	0- 1	0- 0	1- 1				
0- 0	0- 0	0- 0	NEUTRAL	0- 0	0- 0	0- 0				

RPI S	Opponent	Score	RPI S	Opponent	Score	RPI S	Opponent	Score	RPI S	Opponent	Score	Team's RPI: 128
19	A FGCU	47 61	43	A Seton Hall	74 77	51	A Stetson	64 75	170	H Jacksonville St.	67 65	
						80	A Georgia Tech	48 77	171	H Northern Ky.	66 58	
									173	H Xavier	61 60	
									197	A Mercer	76 56	
									197	H Mercer	44 54	
									225	A Tennessee St.	65 56	
									226	A Georgia St.	73 64	
									228	A USC Upstate	72 63	
									228	H USC Upstate	67 55	
									242	H Jacksonville	64 78	
									248	A Lipscomb	61 79	
									251	H North Florida	46 40	
									270	H Col. of Charleston	68 61	
									291	A Columbia	66 62	
									297	H Gardner-Webb	50 47	
									299	A Ga. Southern	72 51	
									321	H Murray St.	65 60	
									338	H Florida A&M	79 58	
									344	A Alabama A&M	66 73	
LAST 12 Division I GAMES:												
228	H USC Upstate	67 55	171	H Northern Ky.	66 58							
242	H Jacksonville	64 78	228	A USC Upstate	72 63							
251	H North Florida	46 40	197	H Mercer	44 54							
19	A FGCU	47 61	338	H Florida A&M	79 58							
51	A Stetson	64 75	344	A Alabama A&M	66 73							
248	A Lipscomb	61 79	173	H Xavier	61 60							

Non-Div I Games:

Kennesaw St.

Average RPI Win:	253	WON-LOST	WINNING	LAST 10	STRENGTH OF	OPP. STRENGTH	TEAM	ADJ.	CONF.	ADJ CONF.
Average RPI Loss:	138	RECORD	PCT. RANK	GAMES	SCHEDULE	OF SCHEDULE	RPI	RPI	RPI	RPI
DIV. I ONLY	3- 18	330	1- 9	147	169	293	293	15	15	
DIV. I NON-CONF.	2- 9	297	1- 1	244	169	300	300	17	17	
TOTALS	RPI 1-25	RPI 26-50	W-L RECORDS	RPI 51-100	RPI 101-150	RPI 150+				
3- 18	0- 0	0- 1	OVERALL	0- 6	0- 5	3- 6				
2- 5	0- 0	0- 0	HOME	0- 3	0- 1	2- 1				
1- 11	0- 0	0- 1	AWAY	0- 3	0- 4	1- 3				
0- 2	0- 0	0- 0	NEUTRAL	0- 0	0- 0	0- 2				
2- 9	0- 0	0- 1	NON-CONFERENCE	0- 3	0- 1	2- 4				
1- 2	0- 0	0- 0	HOME	0- 2	0- 0	1- 0				
1- 5	0- 0	0- 1	AWAY	0- 1	0- 1	1- 2				
0- 2	0- 0	0- 0	NEUTRAL	0- 0	0- 0	0- 2				
1- 9	0- 0	0- 0	CONFERENCE	0- 3	0- 4	1- 2				
1- 3	0- 0	0- 0	HOME	0- 1	0- 1	1- 1				
0- 6	0- 0	0- 0	AWAY	0- 2	0- 3	0- 1				
0- 0	0- 0	0- 0	NEUTRAL	0- 0	0- 0	0- 0				

RPI S	Opponent	Score	RPI S	Opponent	Score	RPI S	Opponent	Score	RPI S	Opponent	Score	Team's RPI: 293
44	A Northwestern	54 72	52	A Ohio	44 58	109	A Central Mich.	63 65				
			54	H Arkansas St.	44 59	109	H Central Mich.	62 83				
			61	A Duquesne	60 86	115	A Cleveland St.	67 69				
			65	H Youngstown St.	49 68	142	A Toledo	49 67				
			78	H Western Mich.	55 78	148	A Ball St.	47 85				
			79	A Akron	67 74	174	N Dartmouth	49 60				
						175	H Eastern Mich.	53 70				
						198	H Belmont	58 55				
						224	A Northern Ill.	49 66				
						243	A North Dakota St.	68 74				
						267	N A&M-Corpus Christi	47 57				
						276	A Colgate	62 61				
						285	H Bowling Green	55 48				
						345	A New Orleans	55 58				
LAST 12 Division I GAMES:												
52	A Ohio	44 58	148	A Ball St.	47 85							
175	H Eastern Mich.	53 70	285	H Bowling Green	55 48							
79	A Akron	67 74	142	A Toledo	49 67							
109	A Central Mich.	63 65	109	H Central Mich.	62 83							
78	H Western Mich.	55 78	345	A New Orleans	55 58							
224	A Northern Ill.	49 66	276	A Colgate	62 61							

Non-Div I Games:

Kent St.

■ Loss, 
 ■ Non-Conf, 
 ■ S Site, 
 ■ H Home 
 ■ A Away 
 N Neutral

Average RPI Win:	109	WON-LOST	WINNING	LAST 10	STRENGTH OF	OPP. STRENGTH	TEAM	ADJ.	CONF.	ADJ CONF.
Average RPI Loss:	36	RECORD	PCT. RANK	GAMES	SCHEDULE	OF SCHEDULE	RPI	RPI	RPI	RPI
DIV. I ONLY	18- 5	31	7- 3	4	7	10	10	3	3	
DIV. I NON-CONF.	11- 2	29	1- 1	8	7	3	3	5	5	
TOTALS	RPI 1-25	RPI 26-50	W-L RECORDS	RPI 51-100	RPI 101-150	RPI 150+				
18- 5	4- 3	3- 0	OVERALL	0- 2	4- 0	7- 0				
11- 1	1- 1	2- 0	HOME	0- 0	2- 0	6- 0				
5- 3	1- 2	1- 0	AWAY	0- 1	2- 0	1- 0				
2- 1	2- 0	0- 0	NEUTRAL	0- 1	0- 0	0- 0				
11- 2	4- 1	1- 0	NON-CONFERENCE	0- 1	2- 0	4- 0				
7- 0	1- 0	1- 0	HOME	0- 0	1- 0	4- 0				
2- 1	1- 1	0- 0	AWAY	0- 0	1- 0	0- 0				
2- 1	2- 0	0- 0	NEUTRAL	0- 1	0- 0	0- 0				
7- 3	0- 2	2- 0	CONFERENCE	0- 1	2- 0	3- 0				
4- 1	0- 1	1- 0	HOME	0- 0	1- 0	2- 0				
3- 2	0- 1	1- 0	AWAY	0- 1	1- 0	1- 0				
0- 0	0- 0	0- 0	NEUTRAL	0- 0	0- 0	0- 0				

RPI	S	Opponent	Score	RPI	S	Opponent	Score	RPI	S	Opponent	Score	RPI	S	Opponent	Score
1	H	Tennessee	72 73	36	H	Georgia	80 72	67	A	LSU	79 84	102	H	Ole Miss	64 58
2	H	Baylor	74 64	46	A	Vanderbilt	82 68	92	N	Illinois	71 77	109	A	Central Mich.	71 68
5	A	South Carolina	60 68	47	H	Middle Tenn.	78 62					116	A	Missouri	83 69
7	A	Louisville	77 68									150	H	Appalachian St.	111 74
13	A	Duke	68 89									155	A	Alabama	78 66
22	N	Oklahoma	92 88									163	H	Auburn	78 57
25	N	South Fla.	61 57									166	H	Florida	62 56
												171	H	Northern Ky.	82 64
												198	H	Belmont	71 55
												213	H	Morehead St.	91 62
												225	H	Tennessee St.	87 75
LAST 12 Division I GAMES:															
46	A	Vanderbilt	82 68	5	A	South Carolina	60 68								
36	H	Georgia	80 72	163	H	Auburn	78 57								
1	H	Tennessee	72 73	102	H	Ole Miss	64 58								
116	A	Missouri	83 69	155	A	Alabama	78 66								
67	A	LSU	79 84	225	H	Tennessee St.	87 75								
166	H	Florida	62 56	13	A	Duke	68 89								

Non-Div I Games:

Kentucky

■ Loss, 
■ Non-Conf, S Site, 
■ Home 
■ Away 
N Neutral



Average RPI Win:	277	WON-LOST	WINNING	LAST 10	STRENGTH OF	OPP. STRENGTH	TEAM	ADJ.	CONF.	ADJ CONF.
Average RPI Loss:	194	RECORD	PCT. RANK	GAMES	SCHEDULE	OF SCHEDULE	RPI	RPI	RPI	RPI
DIV. I ONLY	7- 15	267	4- 6	265	339	301	301	27	27	
DIV. I NON-CONF.	3- 8	263	0- 1	206	337	290	290	27	27	
TOTALS	RPI 1-25	RPI 26-50	W-L RECORDS	RPI 51-100	RPI 101-150	RPI 150+				
7- 15	0- 0	0- 0	OVERALL	0- 2	1- 6	6- 7				
5- 7	0- 0	0- 0	HOME	0- 0	1- 3	4- 4				
2- 8	0- 0	0- 0	AWAY	0- 2	0- 3	2- 3				
0- 0	0- 0	0- 0	NEUTRAL	0- 0	0- 0	0- 0				
3- 8	0- 0	0- 0	NON-CONFERENCE	0- 2	1- 2	2- 4				
2- 4	0- 0	0- 0	HOME	0- 0	1- 1	1- 3				
1- 4	0- 0	0- 0	AWAY	0- 2	0- 1	1- 1				
0- 0	0- 0	0- 0	NEUTRAL	0- 0	0- 0	0- 0				
4- 7	0- 0	0- 0	CONFERENCE	0- 0	0- 4	4- 3				
3- 3	0- 0	0- 0	HOME	0- 0	0- 2	3- 1				
1- 4	0- 0	0- 0	AWAY	0- 0	0- 2	1- 2				
0- 0	0- 0	0- 0	NEUTRAL	0- 0	0- 0	0- 0				

RPI S	Opponent	Score	RPI S	Opponent	Score	RPI S	Opponent	Score	RPI S	Opponent	Score	Team's RPI: 301
						71	A Long Beach St.	63 71	123	H Rhode Island	49 66	
						82	A Maine	59 65	136	A Central Conn. St.	70 75	
									136	H Central Conn. St.	54 68	
									140	H Buffalo	79 73	
									144	A Bryant	85 88	
									144	H Bryant	66 79	
									147	A Bakersfield	53 84	
									181	H La Salle	66 71	
									191	H Sacred Heart	77 74	
									241	H Monmouth	57 78	
									275	H Rider	56 59	
									291	A Columbia	45 54	
									295	A NJIT	57 48	
									304	H Mt. St. Mary's	69 76	
									309	A St. Francis Brooklyn	53 62	
									322	H Saint Francis (PA)	84 79	
									324	A Fairleigh Dickinson	79 75	
									324	H Fairleigh Dickinson	81 71	
									325	A Wagner	69 72	
									341	H Howard	83 74	
LAST 12 Division I GAMES:												
322	H	Saint Francis (PA)	84	79	304	H	Mt. St. Mary's	69	76			
136	H	Central Conn. St.	54	68	191	H	Sacred Heart	77	74			
309	A	St. Francis Brooklyn	53	62	325	A	Wagner	69	72			
144	A	Bryant	85	88	324	H	Fairleigh Dickinson	81	71			
324	A	Fairleigh Dickinson	79	75	144	H	Bryant	66	79			
136	A	Central Conn. St.	70	75	147	A	Bakersfield	53	84			

Non-Div I Games:

LIU Brooklyn

■ Loss, 
 ■ Non-Conf, 
 ■ S Site, 
 ■ H Home 
 ■ A Away 
 N Neutral

Average RPI Win:	174	WON-LOST	WINNING	LAST 10	STRENGTH OF	OPP. STRENGTH	TEAM	ADJ.	CONF.	ADJ CONF.
Average RPI Loss:	54	RECORD	PCT. RANK	GAMES	SCHEDULE	OF SCHEDULE	RPI	RPI	RPI	RPI
DIV. I ONLY	14- 9	105	7- 3	41	59	67	67	3	3	
DIV. I NON-CONF.	6- 6	158	0- 1	203	206	213	213	5	5	
TOTALS	RPI 1-25	RPI 26-50	W-L RECORDS	RPI 51-100	RPI 101-150	RPI 150+				
14- 9	1- 3	2- 3	OVERALL	0- 2	3- 0	8- 1				
9- 4	1- 1	1- 3	HOME	0- 0	3- 0	4- 0				
4- 4	0- 2	1- 0	AWAY	0- 2	0- 0	3- 0				
1- 1	0- 0	0- 0	NEUTRAL	0- 0	0- 0	1- 1				
6- 6	0- 0	0- 3	NON-CONFERENCE	0- 2	1- 0	5- 1				
4- 3	0- 0	0- 3	HOME	0- 0	1- 0	3- 0				
1- 2	0- 0	0- 0	AWAY	0- 2	0- 0	1- 0				
1- 1	0- 0	0- 0	NEUTRAL	0- 0	0- 0	1- 1				
8- 3	1- 3	2- 0	CONFERENCE	0- 0	2- 0	3- 0				
5- 1	1- 1	1- 0	HOME	0- 0	2- 0	1- 0				
3- 2	0- 2	1- 0	AWAY	0- 0	0- 0	2- 0				
0- 0	0- 0	0- 0	NEUTRAL	0- 0	0- 0	0- 0				

RPI	S	Opponent	Score	RPI	S	Opponent	Score	RPI	S	Opponent	Score	RPI	S	Opponent	Score
1	A	Tennessee	58 75	31	A	Mississippi St.	71 69	53	A	Miami (FL)	71 76	102	H	Ole Miss	70 41
5	H	South Carolina	51 75	37	H	Rutgers	57 64	71	A	Long Beach St.	44 59	116	H	Missouri	74 65
10	H	Kentucky	84 79	40	H	UALR	54 70					126	H	Louisiana Tech	73 59
24	A	Texas A&M	48 55	46	H	Vanderbilt	64 44					155	H	Alabama	51 39
				49	H	Tulane	45 51					163	A	Auburn	60 49
												166	A	Florida	68 65
												202	N	Santa Clara	67 69
												286	H	Sam Houston St.	71 45
												289	H	Jackson St.	52 44
												298	H	Southeastern La.	75 42
												307	N	UNC Greensboro	82 61
												342	A	UC Santa Barbara	78 45
LAST 12 Division I GAMES:															
155	H	Alabama	51 39	31	A	Mississippi St.	71 69								
163	A	Auburn	60 49	24	A	Texas A&M	48 55								
116	H	Missouri	74 65	46	H	Vanderbilt	64 44								
102	H	Ole Miss	70 41	5	H	South Carolina	51 75								
1	A	Tennessee	58 75	166	A	Florida	68 65								
10	H	Kentucky	84 79	53	A	Miami (FL)	71 76								

Non-Div I Games:

LSU

■ Loss, 
 ■ Non-Conf, 
 ■ S Site, 
 ■ Home 
 ■ Away 
 N Neutral

Average RPI Win:	227	WON-LOST	WINNING	LAST 10	STRENGTH OF	OPP. STRENGTH	TEAM	ADJ.	CONF.	ADJ CONF.
Average RPI Loss:	115	RECORD	PCT. RANK	GAMES	SCHEDULE	OF SCHEDULE	RPI	RPI	RPI	RPI
DIV. I ONLY	12- 11	164	3- 2	234	109	181	181	6	6	
DIV. I NON-CONF.	9- 4	84	1- 0	285	204	124	124	6	6	
TOTALS	RPI 1-25	RPI 26-50	W-L RECORDS	RPI 51-100	RPI 101-150	RPI 150+				
12- 11	0- 1	0- 0	OVERALL	0- 4	2- 3	10- 3				
6- 4	0- 1	0- 0	HOME	0- 1	1- 0	5- 2				
5- 6	0- 0	0- 0	AWAY	0- 0	1- 0	4- 0				
1- 1	0- 0	0- 0	NEUTRAL	0- 1	0- 0	1- 0				
9- 4	0- 0	0- 0	NON-CONFERENCE	0- 3	1- 1	8- 0				
5- 0	0- 0	0- 0	HOME	0- 0	1- 0	4- 0				
3- 3	0- 0	0- 0	AWAY	0- 2	0- 1	3- 0				
1- 1	0- 0	0- 0	NEUTRAL	0- 1	0- 0	1- 0				
3- 7	0- 1	0- 0	CONFERENCE	0- 1	1- 2	2- 3				
1- 4	0- 1	0- 0	HOME	0- 1	0- 0	1- 2				
2- 3	0- 0	0- 0	AWAY	0- 0	1- 2	1- 1				
0- 0	0- 0	0- 0	NEUTRAL	0- 0	0- 0	0- 0				

RPI 1-25				RPI 26-50				RPI 51-100				RPI 101+ Team's RPI: 181			
RPI	S	Opponent	Score	RPI	S	Opponent	Score	RPI	S	Opponent	Score	RPI	S	Opponent	Score
15	H	George Washington	48 67					52	N	Ohio	63 74	117	A	Saint Joseph's	64 70
								75	H	Fordham	59 70	120	A	VCU	74 65
								87	A	Villanova	36 70	123	A	Rhode Island	54 55
								90	A	Penn	29 57	139	H	William & Mary	78 71
												143	A	Temple	72 75
												162	H	Fairfield	73 59
												164	H	Saint Louis	47 76
												183	A	Massachusetts	68 71
												183	H	Massachusetts	71 69
												199	A	Robert Morris	75 61
												216	H	George Mason	71 73
												217	N	Towson	62 49
												226	A	Georgia St.	76 68
												234	A	Davidson	63 54
												287	H	UMBC	65 62
												301	A	LIU Brooklyn	71 66
												319	H	Manhattan	61 48
												341	H	Howard	65 64
LAST 12 Division I GAMES:															
75	H	Fordham	59 70	164	H	Saint Louis	47 76								
341	H	Howard	65 64	123	A	Rhode Island	54 55								
183	H	Massachusetts	71 69	183	A	Massachusetts	68 71								
117	A	Saint Joseph's	64 70	216	H	George Mason	71 73								
120	A	VCU	74 65	234	A	Davidson	63 54								
15	H	George Washington	48 67	287	H	UMBC	65 62								

Non-Div I Games:

La Salle

■ Loss, 
 ■ Non-Conf, 
 ■ S Site, 
 ■ H Home 
 ■ A Away 
 N Neutral

Average RPI Win: 226		WON-LOST	WINNING	LAST 10	STRENGTH OF	OPP. STRENGTH	TEAM	ADJ.	CONF.	ADJ CONF.
Average RPI Loss: 151		RECORD	PCT. RANK	GAMES	SCHEDULE	OF SCHEDULE	RPI	RPI	RPI	RPI
DIV. I ONLY		13- 7	89	7- 3	280	193	165	165	16	16
DIV. I NON-CONF.		6- 1	26	0- 0	258	317	90	90	16	16
TOTALS		RPI 1-25	RPI 26-50		W-L RECORDS		RPI 51-100	RPI 101-150	RPI 150+	
13- 7	0- 0	0- 2		OVERALL		1- 0	3- 2	9- 3		
7- 4	0- 0	0- 1		HOME		1- 0	2- 1	4- 2		
6- 3	0- 0	0- 1		AWAY		0- 0	1- 1	5- 1		
0- 0	0- 0	0- 0		NEUTRAL		0- 0	0- 0	0- 0		
6- 1	0- 0	0- 1		NON-CONFERENCE		0- 0	1- 0	5- 0		
3- 1	0- 0	0- 1		HOME		0- 0	1- 0	2- 0		
3- 0	0- 0	0- 0		AWAY		0- 0	0- 0	3- 0		
0- 0	0- 0	0- 0		NEUTRAL		0- 0	0- 0	0- 0		
7- 6	0- 0	0- 1		CONFERENCE		1- 0	2- 2	4- 3		
4- 3	0- 0	0- 0		HOME		1- 0	1- 1	2- 2		
3- 3	0- 0	0- 1		AWAY		0- 0	1- 1	2- 1		
0- 0	0- 0	0- 0		NEUTRAL		0- 0	0- 0	0- 0		

RPI 1-25				RPI 26-50				RPI 51-100				RPI 101+ Team's RPI: 165			
RPI	S	Opponent	Score	RPI	S	Opponent	Score	RPI	S	Opponent	Score	RPI	S	Opponent	Score
				31	H	Mississippi St.	51 66	54	H	Arkansas St.	69 57	126	H	Louisiana Tech	58 55
				40	A	UALR	41 67					138	H	Troy	55 60
												146	A	Texas St.	83 81
												150	A	Appalachian St.	51 63
												150	H	Appalachian St.	70 66
												189	A	Lamar	75 55
												190	H	La.-Monroe	60 67
												192	H	Texas-Arlington	51 57
												226	A	Georgia St.	63 56
												226	H	Georgia St.	68 52
												286	H	Sam Houston St.	65 46
												289	H	Jackson St.	65 56
												298	A	Southeastern La.	71 60
												299	A	Ga. Southern	69 57
												318	A	South Ala.	47 57
												318	H	South Ala.	65 58
												331	A	Alcorn	64 57
LAST 12 Division I GAMES:															
				192	H	Texas-Arlington	51 57	190	H	La.-Monroe	60 67				
				150	H	Appalachian St.	70 66	318	H	South Ala.	65 58				
				146	A	Texas St.	83 81	299	A	Ga. Southern	69 57				
				318	A	South Ala.	47 57	226	H	Georgia St.	68 52				
				226	A	Georgia St.	63 56	150	A	Appalachian St.	51 63				
				54	H	Arkansas St.	69 57	138	H	Troy	55 60				

Non-Div I Games:	Xavier (LA)	69	53	Southern-N.O.	58	52
------------------	-------------	----	----	---------------	----	----

La.-Lafayette

Loss, Non-Conf, S Site, H Home A Away N Neutral

Average RPI Win:	<b>243</b>	WON-LOST	WINNING	LAST 10	STRENGTH OF	OPP. STRENGTH	TEAM	ADJ.	CONF.	ADJ CONF.
Average RPI Loss:	<b>131</b>	RECORD	PCT. RANK	GAMES	SCHEDULE	OF SCHEDULE	RPI	RPI	RPI	RPI
DIV. I ONLY	<b>7- 12</b>	<b>248</b>	<b>5- 5</b>	<b>88</b>	<b>256</b>	<b>190</b>	<b>190</b>	<b>16</b>	<b>16</b>	
DIV. I NON-CONF.	<b>1- 5</b>	<b>311</b>	<b>0- 0</b>	<b>33</b>	<b>343</b>	<b>249</b>	<b>249</b>	<b>16</b>	<b>16</b>	
TOTALS	RPI 1-25	RPI 26-50	W-L RECORDS	RPI 51-100	RPI 101-150	RPI 150+				
7- 12	0- 0	0- 4	OVERALL	0- 1	0- 3	7- 4				
4- 3	0- 0	0- 1	HOME	0- 1	0- 1	4- 0				
3- 8	0- 0	0- 3	AWAY	0- 0	0- 2	3- 3				
0- 1	0- 0	0- 0	NEUTRAL	0- 0	0- 0	0- 1				
1- 5	0- 0	0- 2	NON-CONFERENCE	0- 0	0- 0	1- 3				
1- 0	0- 0	0- 0	HOME	0- 0	0- 0	1- 0				
0- 4	0- 0	0- 2	AWAY	0- 0	0- 0	0- 2				
0- 1	0- 0	0- 0	NEUTRAL	0- 0	0- 0	0- 1				
6- 7	0- 0	0- 2	CONFERENCE	0- 1	0- 3	6- 1				
3- 3	0- 0	0- 1	HOME	0- 1	0- 1	3- 0				
3- 4	0- 0	0- 1	AWAY	0- 0	0- 2	3- 1				
0- 0	0- 0	0- 0	NEUTRAL	0- 0	0- 0	0- 0				

RPI 1-25				RPI 26-50				RPI 51-100				RPI 101+				Team's RPI: 190	
RPI	S	Opponent	Score	RPI	S	Opponent	Score	RPI	S	Opponent	Score	RPI	S	Opponent	Score		
				31	A	Mississippi St.	46 80	54	H	Arkansas St.	57 77	138	A	Troy	51 90		
				40	A	UALR	44 68					138	H	Troy	77 82		
				40	H	UALR	41 79					146	A	Texas St.	64 70		
				48	A	Wichita St.	42 57					161	A	Stephen F. Austin	54 82		
												165	A	La.-Lafayette	67 60		
												192	A	Texas-Arlington	63 51		
												192	H	Texas-Arlington	56 51		
												216	N	George Mason	53 65		
												226	A	Georgia St.	72 80		
												238	H	McNeese St.	66 63		
												299	A	Ga. Southern	58 50		
												299	H	Ga. Southern	72 66		
												318	H	South Ala.	55 53		
												331	A	Alcorn	53 62		
LAST 12 Division I GAMES:																	
				299	A	Ga. Southern	58 50					165	A	La.-Lafayette	67 60		
				40	A	UALR	44 68					40	H	UALR	41 79		
				318	H	South Ala.	55 53					138	H	Troy	77 82		
				138	A	Troy	51 90					146	A	Texas St.	64 70		
				299	H	Ga. Southern	72 66					192	A	Texas-Arlington	63 51		
				192	H	Texas-Arlington	56 51					54	H	Arkansas St.	57 77		

Non-Div I Games: Southern Ark. 78 67 LSU-Alexandria 94 49 William Carey 68 35

La.-Monroe

Loss, Non-Conf, S Site, H Home A Away N Neutral

## Lafayette

Through Games Of Feb. 8, 2015

Average RPI Win:	233	WON-LOST	WINNING	LAST 10	STRENGTH OF	OPP. STRENGTH	TEAM	ADJ.	CONF.	ADJ CONF.
Average RPI Loss:	163	RECORD	PCT. RANK	GAMES	SCHEDULE	OF SCHEDULE	RPI	RPI	RPI	RPI
DIV. I ONLY	11- 12	182	3- 7	205	250	207	207	19	19	
DIV. I NON-CONF.	7- 4	107	0- 0	188	261	85	85	21	21	
TOTALS	RPI 1-25	RPI 26-50	W-L RECORDS	RPI 51-100	RPI 101-150	RPI 150+				
11- 12	0- 1	0- 1	OVERALL	1- 2	2- 0	8- 8				
7- 3	0- 0	0- 0	HOME	1- 0	2- 0	4- 3				
4- 9	0- 1	0- 1	AWAY	0- 2	0- 0	4- 5				
0- 0	0- 0	0- 0	NEUTRAL	0- 0	0- 0	0- 0				
7- 4	0- 1	0- 1	NON-CONFERENCE	1- 0	1- 0	5- 2				
4- 0	0- 0	0- 0	HOME	1- 0	1- 0	2- 0				
3- 4	0- 1	0- 1	AWAY	0- 0	0- 0	3- 2				
0- 0	0- 0	0- 0	NEUTRAL	0- 0	0- 0	0- 0				
4- 8	0- 0	0- 0	CONFERENCE	0- 2	1- 0	3- 6				
3- 3	0- 0	0- 0	HOME	0- 0	1- 0	2- 3				
1- 5	0- 0	0- 0	AWAY	0- 2	0- 0	1- 3				
0- 0	0- 0	0- 0	NEUTRAL	0- 0	0- 0	0- 0				

RPI 1-25				RPI 26-50				RPI 51-100				RPI 101+				Team's RPI: 207
RPI	S	Opponent	Score	RPI	S	Opponent	Score	RPI	S	Opponent	Score	RPI	S	Opponent	Score	
7	A	Louisville	61 102	43	A	Seton Hall	63 80	90	H	Penn	60 57	108	H	Army	71 60	
								96	A	American	44 63	131	H	Hartford	74 59	
								100	A	Lehigh	60 65	156	A	Bucknell	37 51	
												156	H	Bucknell	71 77	
												188	H	Holy Cross	46 64	
												200	H	Delaware	63 52	
												201	A	Stony Brook	58 60	
												212	A	Navy	52 65	
												212	H	Navy	60 65	
												252	A	Loyola Maryland	57 49	
												275	A	Rider	66 48	
												276	H	Colgate	58 56	
												291	A	Columbia	65 72	
												295	H	NJIT	66 50	
												296	A	Boston U.	49 56	
												296	H	Boston U.	67 60	
												309	A	St. Francis Brooklyn	73 51	
												333	A	Saint Peter's	49 34	
LAST 12 Division I GAMES:																
296	A	Boston U.	49 56	96	A	American	44 63									
156	A	Bucknell	37 51	252	A	Loyola Maryland	57 49									
212	H	Navy	60 65	296	H	Boston U.	67 60									
276	H	Colgate	58 56	156	H	Bucknell	71 77									
100	A	Lehigh	60 65	212	A	Navy	52 65									
188	H	Holy Cross	46 64	108	H	Army	71 60									

Non-Div I Games:

Lafayette

■ Loss, 
 ■ Non-Conf, 
 ■ S Site, 
 ■ H Home 
 ■ A Away 
 N Neutral

Average RPI Win:	280	WON-LOST	WINNING	LAST 10	STRENGTH OF	OPP. STRENGTH	TEAM	ADJ.	CONF.	ADJ CONF.
Average RPI Loss:	155	RECORD	PCT. RANK	GAMES	SCHEDULE	OF SCHEDULE	RPI	RPI	RPI	RPI
DIV. I ONLY	10- 10	169	8- 2	230	307	189	189	29	29	
DIV. I NON-CONF.	0- 8	339	0- 0	89	155	303	303	28	28	
TOTALS	RPI 1-25	RPI 26-50	W-L RECORDS	RPI 51-100	RPI 101-150	RPI 150+				
10- 10	0- 1	0- 0	OVERALL	0- 1	0- 2	10- 6				
4- 3	0- 0	0- 0	HOME	0- 0	0- 0	4- 3				
6- 7	0- 1	0- 0	AWAY	0- 1	0- 2	6- 3				
0- 0	0- 0	0- 0	NEUTRAL	0- 0	0- 0	0- 0				
0- 8	0- 1	0- 0	NON-CONFERENCE	0- 1	0- 2	0- 4				
0- 2	0- 0	0- 0	HOME	0- 0	0- 0	0- 2				
0- 6	0- 1	0- 0	AWAY	0- 1	0- 2	0- 2				
0- 0	0- 0	0- 0	NEUTRAL	0- 0	0- 0	0- 0				
10- 2	0- 0	0- 0	CONFERENCE	0- 0	0- 0	10- 2				
4- 1	0- 0	0- 0	HOME	0- 0	0- 0	4- 1				
6- 1	0- 0	0- 0	AWAY	0- 0	0- 0	6- 1				
0- 0	0- 0	0- 0	NEUTRAL	0- 0	0- 0	0- 0				

RPI 1-25				RPI 26-50				RPI 51-100				RPI 101+ Team's RPI: 189			
RPI	S	Opponent	Score	RPI	S	Opponent	Score	RPI	S	Opponent	Score	RPI	S	Opponent	Score
22	A	Oklahoma	73 100					68	A	TCU	68 72	104	A	Wright St.	61 82
												146	A	Texas St.	72 79
												158	A	Tulsa	69 73
												161	H	Stephen F. Austin	55 59
												165	H	La.-Lafayette	55 75
												203	H	UTSA	40 72
												220	A	Northwestern St.	82 72
												231	H	Nicholls St.	67 62
												253	H	Central Ark.	82 46
												260	A	Rice	63 97
												267	A	A&M-Corpus Christi	51 56
												273	A	Abilene Christian	73 58
												273	H	Abilene Christian	76 72
												286	A	Sam Houston St.	87 68
												288	A	Houston Baptist	80 64
												298	H	Southeastern La.	83 60
												335	A	Incarnate Word	67 45
												345	A	New Orleans	64 54
LAST 12 Division I GAMES:															
335	A	Incarnate Word	67 45	220	A	Northwestern St.	82 72								
273	A	Abilene Christian	73 58	298	H	Southeastern La.	83 60								
273	H	Abilene Christian	76 72	253	H	Central Ark.	82 46								
286	A	Sam Houston St.	87 68	267	A	A&M-Corpus Christi	51 56								
288	A	Houston Baptist	80 64	345	A	New Orleans	64 54								
161	H	Stephen F. Austin	55 59	231	H	Nicholls St.	67 62								

Non-Div I Games:      Huston-Tillotson    95    47      St. Thomas (TX)    67    35      Ohio Valley      93    42

Lamar

Loss, Non-Conf, S Site, H Home A Away N Neutral

Average RPI Win: <b>223</b>	WON-LOST	WINNING	LAST 10	STRENGTH OF	OPP. STRENGTH	TEAM	ADJ.	CONF.	ADJ CONF.
Average RPI Loss: <b>123</b>	RECORD	PCT. RANK	GAMES	SCHEDULE	OF SCHEDULE	RPI	RPI	RPI	RPI
DIV. I ONLY	15- 6	52	6- 4	238	185	100	100	19	19
DIV. I NON-CONF.	7- 2	47	0- 0	228	128	73	73	21	21
TOTALS	RPI 1-25	RPI 26-50	W-L RECORDS	RPI 51-100	RPI 101-150	RPI 150+			
15- 6	0- 1	0- 0	OVERALL	1- 2	2- 1	12- 2			
6- 2	0- 0	0- 0	HOME	1- 2	1- 0	4- 0			
8- 4	0- 1	0- 0	AWAY	0- 0	1- 1	7- 2			
1- 0	0- 0	0- 0	NEUTRAL	0- 0	0- 0	1- 0			
7- 2	0- 1	0- 0	NON-CONFERENCE	1- 1	1- 0	5- 0			
1- 1	0- 0	0- 0	HOME	1- 1	0- 0	0- 0			
5- 1	0- 1	0- 0	AWAY	0- 0	1- 0	4- 0			
1- 0	0- 0	0- 0	NEUTRAL	0- 0	0- 0	1- 0			
8- 4	0- 0	0- 0	CONFERENCE	0- 1	1- 1	7- 2			
5- 1	0- 0	0- 0	HOME	0- 1	1- 0	4- 0			
3- 3	0- 0	0- 0	AWAY	0- 0	0- 1	3- 2			
0- 0	0- 0	0- 0	NEUTRAL	0- 0	0- 0	0- 0			

RPI 1-25				RPI 26-50				RPI 51-100 Team's RPI: 100				RPI 101+			
RPI	S	Opponent	Score	RPI	S	Opponent	Score	RPI	S	Opponent	Score	RPI	S	Opponent	Score
11	A	Arizona St.	61 <b>81</b>					61	H	Duquesne	75 <b>82</b>	108	A	Army	62 <b>66</b>
								91	H	Hampton	85 67	108	H	Army	63 51
								96	H	American	73 <b>75</b>	117	A	Saint Joseph's	73 71
												156	H	Bucknell	76 61
												188	A	Holy Cross	66 60
												191	A	Sacred Heart	85 77
												207	H	Lafayette	65 60
												212	A	Navy	44 <b>47</b>
												241	A	Monmouth	82 70
												252	A	Loyola Maryland	52 <b>64</b>
												252	H	Loyola Maryland	75 61
												276	A	Colgate	86 68
												295	A	NJIT	74 54
												296	A	Boston U.	78 71
												296	H	Boston U.	85 64
												303	N	Eastern Ill.	72 69
												333	A	Saint Peter's	70 58
LAST 12 Division I GAMES:															
252	H	Loyola Maryland	75 61	188	A	Holy Cross	66 60								
108	A	Army	62 <b>66</b>	96	H	American	73 <b>75</b>								
296	A	Boston U.	78 71	252	A	Loyola Maryland	52 <b>64</b>								
156	H	Bucknell	76 61	108	H	Army	63 51								
207	H	Lafayette	65 60	296	H	Boston U.	85 64								
212	A	Navy	44 <b>47</b>	276	A	Colgate	86 68								

Non-Div I Games: East Stroudsburg 77 53

Lehigh

■ Loss, 
 ■ Non-Conf, S Site, 
 ■ Home 
 ■ Away 
 N Neutral



Average RPI Win:	246	WON-LOST	WINNING	LAST 10	STRENGTH OF	OPP. STRENGTH	TEAM	ADJ.	CONF.	ADJ CONF.
Average RPI Loss:	105	RECORD	PCT. RANK	GAMES	SCHEDULE	OF SCHEDULE	RPI	RPI	RPI	RPI
DIV. I ONLY	18- 6	42	5- 0	204	266	88	88	28	28	
DIV. I NON-CONF.	4- 5	188	1- 0	98	10	127	127	32	32	
TOTALS	RPI 1-25	RPI 26-50	W-L RECORDS	RPI 51-100	RPI 101-150	RPI 150+				
18- 6	0- 1	0- 1	OVERALL	0- 2	2- 0	16- 2				
10- 1	0- 0	0- 0	HOME	0- 0	2- 0	8- 1				
7- 4	0- 0	0- 1	AWAY	0- 2	0- 0	7- 1				
1- 1	0- 1	0- 0	NEUTRAL	0- 0	0- 0	1- 0				
4- 5	0- 1	0- 1	NON-CONFERENCE	0- 2	2- 0	2- 1				
2- 1	0- 0	0- 0	HOME	0- 0	2- 0	0- 1				
1- 3	0- 0	0- 1	AWAY	0- 2	0- 0	1- 0				
1- 1	0- 1	0- 0	NEUTRAL	0- 0	0- 0	1- 0				
14- 1	0- 0	0- 0	CONFERENCE	0- 0	0- 0	14- 1				
8- 0	0- 0	0- 0	HOME	0- 0	0- 0	8- 0				
6- 1	0- 0	0- 0	AWAY	0- 0	0- 0	6- 1				
0- 0	0- 0	0- 0	NEUTRAL	0- 0	0- 0	0- 0				

RPI 1-25			RPI 26-50			RPI 51-100			Team's RPI: 88	RPI 101+		
RPI	S	Opponent	Score	RPI	S	Opponent	Score	RPI	S	Opponent	Score	
5	N	South Carolina	44 84	38	A	Minnesota	60 74	80	A	North Carolina St.	64 67	117 H Saint Joseph's 76 75
								94	A	Elon	62 73	120 H VCU 69 53
												172 N Penn St. 80 68
												182 A High Point 58 41
												182 H High Point 64 47
												186 A Radford 72 63
												186 H Radford 75 39
												195 H Charlotte 77 79
												215 A Winthrop 58 63
												226 A Georgia St. 73 71
												235 H Presbyterian 59 42
												246 H Campbell 64 40
												297 A Gardner-Webb 61 48
												297 H Gardner-Webb 56 47
												313 A Coastal Caro. 66 47
												313 H Coastal Caro. 78 64
												327 A UNC Asheville 67 55
												327 H UNC Asheville 62 58
												346 H Longwood 70 48
												349 A Charleston So. 86 51
LAST 12 Division I GAMES:												
226	A	Georgia St.	73 71	246	H	Campbell	64 40					
313	H	Coastal Caro.	78 64	215	A	Winthrop	58 63					
297	A	Gardner-Webb	61 48	349	A	Charleston So.	86 51					
186	H	Radford	75 39	346	H	Longwood	70 48					
182	A	High Point	58 41	313	A	Coastal Caro.	66 47					
327	H	UNC Asheville	62 58	235	H	Presbyterian	59 42					

Non-Div I Games:

Liberty

■ Loss, 
 ■ Non-Conf, 
 ■ S Site, 
 ■ H Home 
 ■ A Away 
 N Neutral

Average RPI Win: <b>251</b>	WON-LOST	WINNING	LAST 10	STRENGTH OF	OPP. STRENGTH	TEAM	ADJ.	CONF.	ADJ CONF.
Average RPI Loss: <b>151</b>	RECORD	PCT. RANK	GAMES	SCHEDULE	OF SCHEDULE	RPI	RPI	RPI	RPI
DIV. I ONLY	7- 14	260	0- 4	180	214	248	248	11	11
DIV. I NON-CONF.	4- 9	243	0- 1	271	241	292	292	12	12
TOTALS	RPI 1-25	RPI 26-50	W-L RECORDS	RPI 51-100	RPI 101-150	RPI 150+			
7- 14	0- 2	0- 0	OVERALL	0- 2	1- 1	6- 9			
4- 6	0- 2	0- 0	HOME	0- 1	1- 1	3- 2			
3- 7	0- 0	0- 0	AWAY	0- 1	0- 0	3- 6			
0- 1	0- 0	0- 0	NEUTRAL	0- 0	0- 0	0- 1			
4- 9	0- 1	0- 0	NON-CONFERENCE	0- 1	0- 1	4- 6			
3- 3	0- 1	0- 0	HOME	0- 0	0- 1	3- 1			
1- 5	0- 0	0- 0	AWAY	0- 1	0- 0	1- 4			
0- 1	0- 0	0- 0	NEUTRAL	0- 0	0- 0	0- 1			
3- 5	0- 1	0- 0	CONFERENCE	0- 1	1- 0	2- 3			
1- 3	0- 1	0- 0	HOME	0- 1	1- 0	0- 1			
2- 2	0- 0	0- 0	AWAY	0- 0	0- 0	2- 2			
0- 0	0- 0	0- 0	NEUTRAL	0- 0	0- 0	0- 0			

RPI 1-25				RPI 26-50				RPI 51-100				RPI 101+ Team's RPI: 248			
RPI	S	Opponent	Score	RPI	S	Opponent	Score	RPI	S	Opponent	Score	RPI	S	Opponent	Score
1	H	Tennessee	51 <b>85</b>					51	H	Stetson	77 <b>82</b>	104	H	Wright St.	66 <b>79</b>
19	H	FGCU	49 <b>71</b>					80	A	Georgia Tech	53 <b>71</b>	128	H	Kennesaw St.	79 61
												159	N	Harvard	63 <b>84</b>
												171	A	Northern Ky.	57 <b>64</b>
												171	H	Northern Ky.	70 <b>81</b>
												173	A	Xavier	38 <b>62</b>
												198	A	Belmont	60 <b>80</b>
												210	A	UAB	54 <b>72</b>
												213	A	Morehead St.	61 59
												225	H	Tennessee St.	55 <b>73</b>
												228	A	USC Upstate	68 <b>71</b>
												242	A	Jacksonville	75 63
												251	A	North Florida	71 62
												289	H	Jackson St.	72 45
												299	H	Ga. Southern	80 74
												321	A	Murray St.	71 <b>74</b>
												334	H	Tennessee Tech	72 53
LAST 12 Division I GAMES:															
159	N	Harvard	63 <b>84</b>	128	H	Kennesaw St.	79 61								
171	A	Northern Ky.	57 <b>64</b>	228	A	USC Upstate	68 <b>71</b>								
51	H	Stetson	77 <b>82</b>	171	H	Northern Ky.	70 <b>81</b>								
19	H	FGCU	49 <b>71</b>	80	A	Georgia Tech	53 <b>71</b>								
251	A	North Florida	71 62	173	A	Xavier	38 <b>62</b>								
242	A	Jacksonville	75 63	334	H	Tennessee Tech	72 53								

Non-Div I Games: Trevecca Nazarene 95 71

Lipscomb

■ Loss, 
■ Non-Conf, S Site, 
■ Home 
■ Away 
N Neutral

Average RPI Win:	190	WON-LOST	WINNING	LAST 10	STRENGTH OF	OPP. STRENGTH	TEAM	ADJ.	CONF.	ADJ CONF.
Average RPI Loss:	101	RECORD	PCT. RANK	GAMES	SCHEDULE	OF SCHEDULE	RPI	RPI	RPI	RPI
DIV. I ONLY	18- 4	25	7- 3	242	90	71	71	14	14	
DIV. I NON-CONF.	12- 1	8	3- 0	173	64	39	39	14	14	
TOTALS	RPI 1-25	RPI 26-50	W-L RECORDS	RPI 51-100	RPI 101-150	RPI 150+				
18- 4	1- 0	0- 0	OVERALL	2- 2	4- 2	11- 0				
10- 2	1- 0	0- 0	HOME	2- 1	2- 1	5- 0				
7- 2	0- 0	0- 0	AWAY	0- 1	1- 1	6- 0				
1- 0	0- 0	0- 0	NEUTRAL	0- 0	1- 0	0- 0				
12- 1	1- 0	0- 0	NON-CONFERENCE	2- 1	3- 0	6- 0				
7- 1	1- 0	0- 0	HOME	2- 1	1- 0	3- 0				
4- 0	0- 0	0- 0	AWAY	0- 0	1- 0	3- 0				
1- 0	0- 0	0- 0	NEUTRAL	0- 0	1- 0	0- 0				
6- 3	0- 0	0- 0	CONFERENCE	0- 1	1- 2	5- 0				
3- 1	0- 0	0- 0	HOME	0- 0	1- 1	2- 0				
3- 2	0- 0	0- 0	AWAY	0- 1	0- 1	3- 0				
0- 0	0- 0	0- 0	NEUTRAL	0- 0	0- 0	0- 0				

RPI 1-25				RPI 26-50				RPI 51-100 Team's RPI: 71				RPI 101+			
RPI	S	Opponent	Score	RPI	S	Opponent	Score	RPI	S	Opponent	Score	RPI	S	Opponent	Score
17	H	California	58 56					55	H	Pacific	53 43	101	A	Hawaii	64 72
								67	H	LSU	59 44	111	H	CSUN	52 67
								93	H	Southern California	85 90	121	H	UC Davis	63 60
								98	A	UC Riverside	74 80	124	A	Colorado	62 56
												132	N	Boise St.	68 50
												145	H	San Francisco	70 58
												157	A	Cal Poly	85 74
												187	H	Cal St. Fullerton	74 70
												194	H	Fla. Atlantic	85 60
												196	A	Pepperdine	78 69
												204	A	San Diego St.	74 62
												282	A	UC Irvine	62 46
												282	H	UC Irvine	57 40
												292	A	Portland St.	62 58
												301	H	LIU Brooklyn	71 63
												314	H	Seattle	85 73
												342	A	UC Santa Barbara	81 44
LAST 12 Division I GAMES:															
98	A	UC Riverside	74 80	157	A	Cal Poly	85 74								
282	A	UC Irvine	62 46	121	H	UC Davis	63 60								
187	H	Cal St. Fullerton	74 70	282	H	UC Irvine	57 40								
101	A	Hawaii	64 72	124	A	Colorado	62 56								
111	H	CSUN	52 67	301	H	LIU Brooklyn	71 63								
342	A	UC Santa Barbara	81 44	55	H	Pacific	53 43								

Non-Div I Games: Alas. Anchorage 69 60

Long Beach St.

■ Loss, 
 ■ Non-Conf, 
 ■ S Site, 
 ■ Home 
 ■ A Away 
 N Neutral

Average RPI Win:	320	WON-LOST	WINNING	LAST 10	STRENGTH OF	OPP. STRENGTH	TEAM	ADJ.	CONF.	ADJ CONF.
Average RPI Loss:	205	RECORD	PCT. RANK	GAMES	SCHEDULE	OF SCHEDULE	RPI	RPI	RPI	RPI
DIV. I ONLY	3- 21	337	2- 8	300	316	346	346	28	28	
DIV. I NON-CONF.	0- 9	339	0- 0	288	89	344	344	32	32	
TOTALS	RPI 1-25	RPI 26-50	W-L RECORDS	RPI 51-100	RPI 101-150	RPI 150+				
3- 21	0- 0	0- 0	OVERALL	0- 3	0- 1	3- 17				
3- 7	0- 0	0- 0	HOME	0- 0	0- 0	3- 7				
0- 14	0- 0	0- 0	AWAY	0- 1	0- 0	0- 2				
0- 0	0- 0	0- 0	NEUTRAL	0- 0	0- 0	0- 0				
0- 9	0- 0	0- 0	NON-CONFERENCE	0- 2	0- 1	0- 6				
0- 2	0- 0	0- 0	HOME	0- 0	0- 0	0- 2				
0- 7	0- 0	0- 0	AWAY	0- 2	0- 1	0- 4				
0- 0	0- 0	0- 0	NEUTRAL	0- 0	0- 0	0- 0				
3- 12	0- 0	0- 0	CONFERENCE	0- 1	0- 0	3- 11				
3- 5	0- 0	0- 0	HOME	0- 0	0- 0	3- 5				
0- 7	0- 0	0- 0	AWAY	0- 1	0- 0	0- 6				
0- 0	0- 0	0- 0	NEUTRAL	0- 0	0- 0	0- 0				

RPI S	Opponent	Score	RPI S	Opponent	Score	RPI S	Opponent	Score	RPI S	Opponent	Score	Team's RPI: 346
						88	A Liberty	48 70	139	A William & Mary	55 90	
						95	A Richmond	50 80	151	A Clemson	56 72	
						97	A Virginia	49 91	166	A Florida	46 91	
									177	A Wake Forest	60 64	
									182	A High Point	60 81	
									182	H High Point	63 77	
									186	H Radford	60 78	
									206	A Virginia Tech	42 74	
									215	A Winthrop	48 81	
									215	H Winthrop	62 63	
									216	H George Mason	61 83	
									235	A Presbyterian	48 53	
									246	A Campbell	56 68	
									246	H Campbell	58 65	
									297	A Gardner-Webb	53 80	
									297	H Gardner-Webb	63 59	
									307	H UNC Greensboro	64 70	
									313	H Coastal Caro.	78 74	
									327	A UNC Asheville	77 88	
									327	H UNC Asheville	44 60	
									349	H Charleston So.	79 71	
LAST 12 Division I GAMES:												
297	A	Gardner-Webb	53	80	235	A	Presbyterian	48	53			
327	A	UNC Asheville	77	88	88	A	Liberty	48	70			
182	H	High Point	63	77	186	H	Radford	60	78			
246	A	Campbell	56	68	313	H	Coastal Caro.	78	74			
215	H	Winthrop	62	63	246	H	Campbell	58	65			
349	H	Charleston So.	79	71	215	A	Winthrop	48	81			

Non-Div I Games:

Longwood

■ Loss, 
■ Non-Conf, 
■ S Site, 
■ H Home 
■ A Away 
N Neutral

Average RPI Win:	230	WON-LOST	WINNING	LAST 10	STRENGTH OF	OPP. STRENGTH	TEAM	ADJ.	CONF.	ADJ CONF.
Average RPI Loss:	113	RECORD	PCT. RANK	GAMES	SCHEDULE	OF SCHEDULE	RPI	RPI	RPI	RPI
DIV. I ONLY	10- 11	189	0- 3	91	211	126	126	17	17	
DIV. I NON-CONF.	4- 6	207	0- 1	119	233	130	130	18	18	
TOTALS	RPI 1-25	RPI 26-50	W-L RECORDS	RPI 51-100	RPI 101-150	RPI 150+				
10- 11	0- 0	0- 4	OVERALL	0- 3	1- 0	9- 4				
5- 3	0- 0	0- 1	HOME	0- 1	0- 0	5- 1				
4- 8	0- 0	0- 0	AWAY	0- 2	1- 0	3- 0				
1- 0	0- 0	0- 0	NEUTRAL	0- 0	0- 0	1- 0				
4- 6	0- 0	0- 1	NON-CONFERENCE	0- 2	0- 0	4- 3				
1- 0	0- 0	0- 0	HOME	0- 0	0- 0	1- 0				
2- 6	0- 0	0- 1	AWAY	0- 2	0- 0	2- 3				
1- 0	0- 0	0- 0	NEUTRAL	0- 0	0- 0	1- 0				
6- 5	0- 0	0- 3	CONFERENCE	0- 1	1- 0	5- 1				
4- 3	0- 0	0- 1	HOME	0- 1	0- 0	4- 1				
2- 2	0- 0	0- 2	AWAY	0- 0	1- 0	1- 0				
0- 0	0- 0	0- 0	NEUTRAL	0- 0	0- 0	0- 0				

RPI 1-25				RPI 26-50				RPI 51-100				RPI 101+				Team's RPI: 126	
RPI	S	Opponent	Score	RPI	S	Opponent	Score	RPI	S	Opponent	Score	RPI	S	Opponent	Score		
				31	A	Mississippi St.	77 81	67	A	LSU	59 73	137	A	Marshall	68 67		
				39	A	Western Ky.	66 82	80	A	Georgia Tech	81 96	159	N	Harvard	83 64		
				47	A	Middle Tenn.	59 82	99	H	Southern Miss.	77 79	161	A	Stephen F. Austin	76 69		
				47	H	Middle Tenn.	44 68					165	A	La.-Lafayette	55 58		
												203	H	UTSA	79 74		
												210	A	UAB	61 55		
												210	H	UAB	54 63		
												220	A	Northwestern St.	57 69		
												231	H	Nicholls St.	80 62		
												239	A	Utah	52 67		
												260	H	Rice	88 71		
												263	H	UTEP	90 72		
												329	H	North Texas	92 57		
												344	A	Alabama A&M	70 68		
LAST 12 Division I GAMES:																	
				80	A	Georgia Tech	81 96	329	H	North Texas	92 57						
				47	H	Middle Tenn.	44 68	47	A	Middle Tenn.	59 82						
				210	H	UAB	54 63	210	A	UAB	61 55						
				137	A	Marshall	68 67	203	H	UTSA	79 74						
				39	A	Western Ky.	66 82	263	H	UTEP	90 72						
				260	H	Rice	88 71	99	H	Southern Miss.	77 79						

Non-Div I Games: Loyola (LA) 75 61

Louisiana Tech

■ Loss, 
 ■ Non-Conf, 
 ■ S Site, 
 ■ H Home 
 ■ A Away 
 N Neutral

## Louisville

Through Games Of Feb. 8, 2015

Average RPI Win:	126	WON-LOST	WINNING	LAST 10	STRENGTH OF	OPP. STRENGTH	TEAM	ADJ.	CONF.	ADJ CONF.
Average RPI Loss:	12	RECORD	PCT. RANK	GAMES	SCHEDULE	OF SCHEDULE	RPI	RPI	RPI	RPI
DIV. I ONLY	20- 3	15	8- 2	10	43	7	7	2	2	
DIV. I NON-CONF.	12- 1	8	2- 0	52	126	15	15	4	4	
TOTALS	RPI 1-25	RPI 26-50	W-L RECORDS	RPI 51-100	RPI 101-150	RPI 150+				
20- 3	2- 3	4- 0	OVERALL	4- 0	2- 0	8- 0				
14- 1	1- 1	3- 0	HOME	4- 0	2- 0	4- 0				
6- 2	1- 2	1- 0	AWAY	0- 0	0- 0	4- 0				
0- 0	0- 0	0- 0	NEUTRAL	0- 0	0- 0	0- 0				
12- 1	2- 1	1- 0	NON-CONFERENCE	0- 0	2- 0	7- 0				
8- 1	1- 1	1- 0	HOME	0- 0	2- 0	4- 0				
4- 0	1- 0	0- 0	AWAY	0- 0	0- 0	3- 0				
0- 0	0- 0	0- 0	NEUTRAL	0- 0	0- 0	0- 0				
8- 2	0- 2	3- 0	CONFERENCE	4- 0	0- 0	1- 0				
6- 0	0- 0	2- 0	HOME	4- 0	0- 0	0- 0				
2- 2	0- 2	1- 0	AWAY	0- 0	0- 0	1- 0				
0- 0	0- 0	0- 0	NEUTRAL	0- 0	0- 0	0- 0				

RPI	S	Opponent	Score	RPI	S	Opponent	Score	RPI	S	Opponent	Score	RPI	S	Opponent	Score
6	H	Iowa	86 52	26	H	Syracuse	78 58	53	H	Miami (FL)	68 55	134	H	Old Dominion	100 46
10	H	Kentucky	68 77	32	A	Pittsburgh	63 57	80	H	Georgia Tech	75 48	148	H	Ball St.	69 56
12	A	Florida St.	63 68	32	H	Pittsburgh	48 35	80	H	North Carolina St.	65 58	152	H	UT Martin	77 43
13	A	Duke	58 66	39	H	Western Ky.	89 67	97	H	Virginia	67 55	177	A	Wake Forest	79 68
17	A	California	70 57									198	H	Belmont	95 35
												207	H	Lafayette	102 61
												237	H	Evansville	73 51
												245	A	IUPUI	89 69
												255	A	Valparaiso	86 59
												302	A	Grand Canyon	65 51
LAST 12 Division I GAMES:															
32	H	Pittsburgh	48 35	80	H	North Carolina St.	65 58								
13	A	Duke	58 66	177	A	Wake Forest	79 68								
26	H	Syracuse	78 58	32	A	Pittsburgh	63 57								
53	H	Miami (FL)	68 55	80	H	Georgia Tech	75 48								
12	A	Florida St.	63 68	237	H	Evansville	73 51								
97	H	Virginia	67 55	17	A	California	70 57								

Non-Div I Games:

Louisville

■ Loss, 
 ■ Non-Conf, S Site, 
 ■ Home 
 ■ Away 
 N Neutral

## Loyola Chicago

Through Games Of Feb. 8, 2015

Average RPI Win:	211	WON-LOST	WINNING	LAST 10	STRENGTH OF	OPP. STRENGTH	TEAM	ADJ.	CONF.	ADJ CONF.
Average RPI Loss:	154	RECORD	PCT. RANK	GAMES	SCHEDULE	OF SCHEDULE	RPI	RPI	RPI	RPI
DIV. I ONLY	4- 18	315	2- 8	161	191	294	294	18	18	
DIV. I NON-CONF.	2- 9	297	0- 1	132	161	266	266	15	15	
TOTALS	RPI 1-25	RPI 26-50	W-L RECORDS	RPI 51-100	RPI 101-150	RPI 150+				
4- 18	0- 0	0- 2	OVERALL	0- 3	1- 5	3- 8				
3- 9	0- 0	0- 1	HOME	0- 3	1- 2	2- 3				
1- 9	0- 0	0- 1	AWAY	0- 0	0- 3	1- 5				
0- 0	0- 0	0- 0	NEUTRAL	0- 0	0- 0	0- 0				
2- 9	0- 0	0- 1	NON-CONFERENCE	0- 2	0- 2	2- 4				
1- 4	0- 0	0- 0	HOME	0- 2	0- 1	1- 1				
1- 5	0- 0	0- 1	AWAY	0- 0	0- 1	1- 3				
0- 0	0- 0	0- 0	NEUTRAL	0- 0	0- 0	0- 0				
2- 9	0- 0	0- 1	CONFERENCE	0- 1	1- 3	1- 4				
2- 5	0- 0	0- 1	HOME	0- 1	1- 1	1- 2				
0- 4	0- 0	0- 0	AWAY	0- 0	0- 2	0- 2				
0- 0	0- 0	0- 0	NEUTRAL	0- 0	0- 0	0- 0				

RPI 1-25				RPI 26-50				RPI 51-100				RPI 101+				Team's RPI: 294
RPI	S	Opponent	Score	RPI	S	Opponent	Score	RPI	S	Opponent	Score	RPI	S	Opponent	Score	
				44	A	Northwestern	33 70	57	H	DePaul	84 109	105	H	Michigan St.	38 90	
				48	H	Wichita St.	41 65	74	H	Drake	60 86	113	H	UNI	58 75	
								80	H	Georgia Tech	57 92	116	A	Missouri	45 56	
												133	A	Indiana St.	37 64	
												133	H	Indiana St.	61 50	
												135	A	Southern Ill.	58 64	
												171	A	Northern Ky.	45 38	
												174	A	Dartmouth	58 70	
												176	A	Ill.-Chicago	28 63	
												185	H	Missouri St.	57 87	
												210	H	UAB	51 61	
												237	A	Evansville	38 63	
												237	H	Evansville	70 58	
												266	A	Marquette	71 86	
												303	H	Eastern Ill.	63 52	
												310	A	Illinois St.	56 72	
												311	H	Bradley	45 46	
LAST 12 Division I GAMES:																
				133	H	Indiana St.	61 50					185	H	Missouri St.	57 87	
				237	H	Evansville	70 58					133	A	Indiana St.	37 64	
				310	A	Illinois St.	56 72					237	A	Evansville	38 63	
				135	A	Southern Ill.	58 64					113	H	UNI	58 75	
				311	H	Bradley	45 46					74	H	Drake	60 86	
				48	H	Wichita St.	41 65					176	A	Ill.-Chicago	28 63	

Non-Div I Games:

Loyola Chicago

■ Loss, 
■ Non-Conf, 
■ S Site, 
■ H Home 
■ A Away 
N Neutral

Average RPI Win:	239	WON-LOST	WINNING	LAST 10	STRENGTH OF	OPP. STRENGTH	TEAM	ADJ.	CONF.	ADJ CONF.
Average RPI Loss:	133	RECORD	PCT. RANK	GAMES	SCHEDULE	OF SCHEDULE	RPI	RPI	RPI	RPI
DIV. I ONLY	6- 17	293	3- 7	116	183	252	252	19	19	
DIV. I NON-CONF.	2- 9	297	0- 0	179	97	301	301	21	21	
TOTALS	RPI 1-25	RPI 26-50	W-L RECORDS	RPI 51-100	RPI 101-150	RPI 150+				
6- 17	0- 2	0- 1	OVERALL	1- 5	0- 3	5- 6				
4- 8	0- 1	0- 0	HOME	1- 3	0- 1	3- 3				
2- 9	0- 1	0- 1	AWAY	0- 2	0- 2	2- 3				
0- 0	0- 0	0- 0	NEUTRAL	0- 0	0- 0	0- 0				
2- 9	0- 2	0- 1	NON-CONFERENCE	0- 2	0- 1	2- 3				
2- 4	0- 1	0- 0	HOME	0- 2	0- 0	2- 1				
0- 5	0- 1	0- 1	AWAY	0- 0	0- 1	0- 2				
0- 0	0- 0	0- 0	NEUTRAL	0- 0	0- 0	0- 0				
4- 8	0- 0	0- 0	CONFERENCE	1- 3	0- 2	3- 3				
2- 4	0- 0	0- 0	HOME	1- 1	0- 1	1- 2				
2- 4	0- 0	0- 0	AWAY	0- 2	0- 1	2- 1				
0- 0	0- 0	0- 0	NEUTRAL	0- 0	0- 0	0- 0				

RPI 1-25				RPI 26-50				RPI 51-100				RPI 101+ Team's RPI: 252			
RPI	S	Opponent	Score	RPI	S	Opponent	Score	RPI	S	Opponent	Score	RPI	S	Opponent	Score
4	A	Maryland	43 65	32	A	Pittsburgh	46 84	62	H	East Carolina	33 82	108	A	Army	44 55
15	H	George Washington	49 72					88	H	Cornell	61 79	108	H	Army	53 62
								96	A	American	50 62	139	A	William & Mary	71 72
								96	H	American	44 55	156	A	Bucknell	49 66
								100	A	Lehigh	61 75	188	A	Holy Cross	57 51
								100	H	Lehigh	64 52	207	H	Lafayette	49 57
												212	H	Navy	55 49
												217	H	Towson	50 63
												276	H	Colgate	45 72
												278	A	Georgetown	44 71
												287	A	UMBC	58 81
												296	A	Boston U.	63 53
												304	H	Mt. St. Mary's	56 49
												333	H	Saint Peter's	59 49
LAST 12 Division I GAMES:															
100	A	Lehigh	61 75	296	A	Boston U.	63 53								
96	H	American	44 55	207	H	Lafayette	49 57								
108	H	Army	53 62	100	H	Lehigh	64 52								
188	A	Holy Cross	57 51	96	A	American	50 62								
276	H	Colgate	45 72	108	A	Army	44 55								
156	A	Bucknell	49 66	212	H	Navy	55 49								

Non-Div I Games:

Loyola Maryland

■ Loss, 
 ■ Non-Conf, 
 ■ S Site, 
 ■ H Home 
 ■ A Away 
 N Neutral



Average RPI Win:	232	WON-LOST	WINNING	LAST 10	STRENGTH OF	OPP. STRENGTH	TEAM	ADJ.	CONF.	ADJ CONF.
Average RPI Loss:	124	RECORD	PCT. RANK	GAMES	SCHEDULE	OF SCHEDULE	RPI	RPI	RPI	RPI
DIV. I ONLY	3- 21	337	1- 9	64	163	281	281	8	8	
DIV. I NON-CONF.	2- 9	297	0- 0	170	260	314	314	7	7	
TOTALS	RPI 1-25	RPI 26-50	W-L RECORDS	RPI 51-100	RPI 101-150	RPI 150+				
3- 21	0- 0	0- 1	OVERALL	0- 12	0- 2	3- 6				
3- 9	0- 0	0- 0	HOME	0- 6	0- 2	3- 1				
0- 12	0- 0	0- 1	AWAY	0- 6	0- 0	0- 5				
0- 0	0- 0	0- 0	NEUTRAL	0- 0	0- 0	0- 0				
2- 9	0- 0	0- 0	NON-CONFERENCE	0- 4	0- 1	2- 4				
2- 4	0- 0	0- 0	HOME	0- 2	0- 1	2- 1				
0- 5	0- 0	0- 0	AWAY	0- 2	0- 0	0- 3				
0- 0	0- 0	0- 0	NEUTRAL	0- 0	0- 0	0- 0				
1- 12	0- 0	0- 1	CONFERENCE	0- 8	0- 1	1- 2				
1- 5	0- 0	0- 0	HOME	0- 4	0- 1	1- 0				
0- 7	0- 0	0- 1	AWAY	0- 4	0- 0	0- 2				
0- 0	0- 0	0- 0	NEUTRAL	0- 0	0- 0	0- 0				

RPI S	Opponent	Score	RPI S	Opponent	Score	RPI S	Opponent	Score	RPI S	Opponent	Score	Team's RPI: 281
			41 A	Gonzaga	62 76	55 A	Pacific	69 89	101 H	Hawaii	76 85	
						55 H	Pacific	61 84	145 H	San Francisco	65 74	
						58 A	St. Mary's (CA)	71 72	157 H	Cal Poly	79 87	
						58 H	St. Mary's (CA)	49 56	196 A	Pepperdine	91 98	
						59 H	Washington St.	60 87	202 H	Santa Clara	82 57	
						66 A	BYU	59 74	210 H	UAB	66 61	
						66 H	BYU	63 71	261 A	UNLV	76 91	
						69 A	Oklahoma St.	65 76	274 A	Portland	65 83	
						77 A	San Diego	49 68	284 A	Northern Ariz.	64 82	
						77 H	San Diego	59 67	285 H	Bowling Green	51 48	
						93 A	Southern California	54 96	314 A	Seattle	57 62	
						98 H	UC Riverside	55 81				
LAST 12 Division I GAMES:												
			66 A	BYU	59 74	41 A	Gonzaga	62 76				
			77 A	San Diego	49 68	274 A	Portland	65 83				
			55 H	Pacific	61 84	77 H	San Diego	59 67				
			58 H	St. Mary's (CA)	49 56	66 H	BYU	63 71				
			145 H	San Francisco	65 74	58 A	St. Mary's (CA)	71 72				
			202 H	Santa Clara	82 57	55 A	Pacific	69 89				

Non-Div I Games:

Loyola Marymount

■ Loss, 
 ■ Non-Conf, S Site, 
 ■ Home 
 ■ Away 
 N Neutral

Average RPI Win:	201	WON-LOST	WINNING	LAST 10	STRENGTH OF	OPP. STRENGTH	TEAM	ADJ.	CONF.	ADJ CONF.
Average RPI Loss:	120	RECORD	PCT. RANK	GAMES	SCHEDULE	OF SCHEDULE	RPI	RPI	RPI	RPI
DIV. I ONLY	17- 6	48	9- 1	175	174	82	82	23	23	
DIV. I NON-CONF.	8- 5	123	1- 1	176	133	129	129	24	24	
TOTALS	RPI 1-25	RPI 26-50	W-L RECORDS	RPI 51-100	RPI 101-150	RPI 150+				
17- 6	0- 1	0- 0	OVERALL	1- 1	5- 2	11- 2				
11- 2	0- 0	0- 0	HOME	0- 1	2- 0	9- 1				
6- 3	0- 0	0- 0	AWAY	1- 0	3- 2	2- 1				
0- 1	0- 1	0- 0	NEUTRAL	0- 0	0- 0	0- 0				
8- 5	0- 1	0- 0	NON-CONFERENCE	0- 0	3- 2	5- 2				
6- 1	0- 0	0- 0	HOME	0- 0	1- 0	5- 1				
2- 3	0- 0	0- 0	AWAY	0- 0	2- 2	0- 1				
0- 1	0- 1	0- 0	NEUTRAL	0- 0	0- 0	0- 0				
9- 1	0- 0	0- 0	CONFERENCE	1- 1	2- 0	6- 0				
5- 1	0- 0	0- 0	HOME	0- 1	1- 0	4- 0				
4- 0	0- 0	0- 0	AWAY	1- 0	1- 0	2- 0				
0- 0	0- 0	0- 0	NEUTRAL	0- 0	0- 0	0- 0				


































































RPI S	Opponent	Score	RPI S	Opponent	Score	RPI S	Opponent	Score	RPI S	Opponent	Score
20 N	North Carolina	36 65				76 A	Albany (NY)	52 44	103 A	Yale	55 57
						76 H	Albany (NY)	43 49	106 H	Boston College	69 64
									131 A	Hartford	68 57
									131 H	Hartford	63 45
									136 A	Central Conn. St.	72 58
									139 A	William & Mary	54 51
									144 A	Bryant	52 65
									159 H	Harvard	65 46
									174 H	Dartmouth	53 38
									183 A	Massachusetts	60 68
									191 H	Sacred Heart	58 59
									193 H	New Hampshire	87 56
									201 A	Stony Brook	58 55
									229 H	Brown	58 53
									240 H	UMass Lowell	68 54
									280 H	Northeastern	60 51
									287 A	UMBC	56 42
									301 H	LIU Brooklyn	65 59
									317 H	Vermont	74 46
									323 H	Binghamton	70 48
LAST 12 Division I GAMES:											
131 H	Hartford	63 45	201 A	Stony Brook	58 55						
76 A	Albany (NY)	52 44	240 H	UMass Lowell	68 54						
193 H	New Hampshire	87 56	131 A	Hartford	68 57						
287 A	UMBC	56 42	103 A	Yale	55 57						
317 H	Vermont	74 46	76 H	Albany (NY)	43 49						
323 H	Binghamton	70 48	139 A	William & Mary	54 51						

Non-Div I Games:

Maine

■ Loss, 
■ Non-Conf, 
■ S Site, 
■ H Home 
■ A Away 
N Neutral

Average RPI Win:	232	WON-LOST	WINNING	LAST 10	STRENGTH OF	OPP. STRENGTH	TEAM	ADJ.	CONF.	ADJ CONF.
Average RPI Loss:	179	RECORD	PCT. RANK	GAMES	SCHEDULE	OF SCHEDULE	RPI	RPI	RPI	RPI
DIV. I ONLY	2- 20	344	0- 9	141	304	319	319	24	24	
DIV. I NON-CONF.	1- 8	322	0- 0	44	310	254	254	23	23	
TOTALS	RPI 1-25	RPI 26-50	W-L RECORDS	RPI 51-100	RPI 101-150	RPI 150+				
2- 20	0- 0	0- 1	OVERALL	0- 3	0- 4	2- 12				
1- 11	0- 0	0- 0	HOME	0- 1	0- 3	1- 7				
1- 9	0- 0	0- 1	AWAY	0- 2	0- 1	1- 5				
0- 0	0- 0	0- 0	NEUTRAL	0- 0	0- 0	0- 0				
1- 8	0- 0	0- 0	NON-CONFERENCE	0- 3	0- 2	1- 3				
0- 5	0- 0	0- 0	HOME	0- 1	0- 2	0- 2				
1- 3	0- 0	0- 0	AWAY	0- 2	0- 0	1- 1				
0- 0	0- 0	0- 0	NEUTRAL	0- 0	0- 0	0- 0				
1- 12	0- 0	0- 1	CONFERENCE	0- 0	0- 2	1- 9				
1- 6	0- 0	0- 0	HOME	0- 0	0- 1	1- 5				
0- 6	0- 0	0- 1	AWAY	0- 0	0- 1	0- 4				
0- 0	0- 0	0- 0	NEUTRAL	0- 0	0- 0	0- 0				

RPI 1-25	RPI 26-50	RPI 51-100	RPI 101+	Team's RPI: 319
RPI S Opponent Score	RPI S Opponent Score	RPI S Opponent Score	RPI S Opponent Score	Score
	34  Quinnipiac	51  85	52  Ohio	58  82
			75  Fordham	41  70
			96  American	52  60
			107  Marist	38  77
			107  Marist	45  67
			108  Army	49  81
			140  Buffalo	58  68
			168  Siena	51  59
			181  La Salle	48  61
			188  Holy Cross	66 60
			193  New Hampshire	54  58
			205  Iona	41  60
			205  Iona	62  79
			241  Monmouth	69  73
			247  Niagara	36  64
			247  Niagara	46  53
			256  Canisius	44  55
			256  Canisius	45  56
			275  Rider	55 52
			324  Fairleigh Dickinson	54  73
			333  Saint Peter's	58  68
LAST 12 Division I GAMES:				
333  Saint Peter's	58  68	241  Monmouth	69  73	
205  Iona	41  60	107  Marist	45  67	
247  Niagara	46  53	205  Iona	62  79	
107  Marist	38  77	275  Rider	55 52	
168  Siena	51  59	256  Canisius	45  56	
34  Quinnipiac	51  85	193  New Hampshire	54  58	

Non-Div I Games:

Manhattan

Average RPI Win: <b>233</b>	WON-LOST	WINNING	LAST 10	STRENGTH OF	OPP. STRENGTH	TEAM	ADJ.	CONF.	ADJ CONF.
Average RPI Loss: <b>116</b>	RECORD	PCT. RANK	GAMES	SCHEDULE	OF SCHEDULE	RPI	RPI	RPI	RPI
DIV. I ONLY	16- 7	61	9- 1	218	182	107	107	24	24
DIV. I NON-CONF.	4- 5	188	0- 0	105	66	164	164	23	23
TOTALS	RPI 1-25	RPI 26-50	W-L RECORDS	RPI 51-100	RPI 101-150	RPI 150+			
16- 7	0- 1	0- 1	OVERALL	2- 2	0- 0	14- 3			
9- 2	0- 0	0- 0	HOME	2- 1	0- 0	7- 1			
6- 4	0- 1	0- 1	AWAY	0- 0	0- 0	6- 2			
1- 1	0- 0	0- 0	NEUTRAL	0- 1	0- 0	1- 0			
4- 5	0- 1	0- 0	NON-CONFERENCE	2- 2	0- 0	2- 2			
3- 1	0- 0	0- 0	HOME	2- 1	0- 0	1- 0			
0- 3	0- 1	0- 0	AWAY	0- 0	0- 0	0- 2			
1- 1	0- 0	0- 0	NEUTRAL	0- 1	0- 0	1- 0			
12- 2	0- 0	0- 1	CONFERENCE	0- 0	0- 0	12- 1			
6- 1	0- 0	0- 0	HOME	0- 0	0- 0	6- 1			
6- 1	0- 0	0- 1	AWAY	0- 0	0- 0	6- 0			
0- 0	0- 0	0- 0	NEUTRAL	0- 0	0- 0	0- 0			

RPI 1-25				RPI 26-50				RPI 51-100				RPI 101+ Team's RPI: 107			
RPI	S	Opponent	Score	RPI	S	Opponent	Score	RPI	S	Opponent	Score	RPI	S	Opponent	Score
2	A	Baylor	60 <b>90</b>	34	A	Quinnipiac	55 <b>73</b>	51	N	Stetson	50 <b>57</b>	162	H	Fairfield	55 <b>56</b>
								63	H	South Dakota St.	82 64	168	A	Siena	56 46
								76	H	Albany (NY)	61 58	168	H	Siena	65 58
								83	H	St. John's (NY)	48 <b>49</b>	200	A	Delaware	60 <b>70</b>
												205	A	Iona	63 58
												241	A	Monmouth	63 60
												241	H	Monmouth	75 65
												247	A	Niagara	75 66
												256	A	Canisius	63 49
												256	H	Canisius	74 64
												259	N	Utah St.	68 65
												275	H	Rider	60 46
												280	A	Northeastern	51 <b>58</b>
												296	H	Boston U.	77 50
												319	A	Manhattan	67 45
												319	H	Manhattan	77 38
												333	H	Saint Peter's	77 51
LAST 12 Division I GAMES:															
256	A	Canisius	63 49	168	H	Siena	65 58								
247	A	Niagara	75 66	256	H	Canisius	74 64								
205	A	Iona	63 58	319	A	Manhattan	67 45								
319	H	Manhattan	77 38	241	A	Monmouth	63 60								
333	H	Saint Peter's	77 51	162	H	Fairfield	55 <b>56</b>								
34	A	Quinnipiac	55 <b>73</b>	168	A	Siena	56 46								

Non-Div I Games:

Marist

■ Loss, 
 ■ Non-Conf, 
 S Site, 
 ■ Home 
 ■ Away 
 N Neutral

Average RPI Win:	207	WON-LOST	WINNING	LAST 10	STRENGTH OF	OPP. STRENGTH	TEAM	ADJ.	CONF.	ADJ CONF.
Average RPI Loss:	120	RECORD	PCT. RANK	GAMES	SCHEDULE	OF SCHEDULE	RPI	RPI	RPI	RPI
DIV. I ONLY	6- 18	297	2- 8	151	75	266	266	10	10	
DIV. I NON-CONF.	4- 7	219	0- 0	146	61	233	233	9	9	
TOTALS	RPI 1-25	RPI 26-50	W-L RECORDS	RPI 51-100	RPI 101-150	RPI 150+				
6- 18	0- 1	1- 2	OVERALL	0- 6	1- 2	4- 7				
5- 9	0- 0	1- 1	HOME	0- 4	0- 1	4- 3				
1- 9	0- 1	0- 1	AWAY	0- 2	1- 1	0- 4				
0- 0	0- 0	0- 0	NEUTRAL	0- 0	0- 0	0- 0				
4- 7	0- 1	1- 1	NON-CONFERENCE	0- 1	0- 1	3- 3				
4- 3	0- 0	1- 1	HOME	0- 1	0- 0	3- 1				
0- 4	0- 1	0- 0	AWAY	0- 0	0- 1	0- 2				
0- 0	0- 0	0- 0	NEUTRAL	0- 0	0- 0	0- 0				
2- 11	0- 0	0- 1	CONFERENCE	0- 5	1- 1	1- 4				
1- 6	0- 0	0- 0	HOME	0- 3	0- 1	1- 2				
1- 5	0- 0	0- 1	AWAY	0- 2	1- 0	0- 2				
0- 0	0- 0	0- 0	NEUTRAL	0- 0	0- 0	0- 0				

RPI 1-25				RPI 26-50				RPI 51-100				RPI 101+ Team's RPI: 266			
RPI	S	Opponent	Score	RPI	S	Opponent	Score	RPI	S	Opponent	Score	RPI	S	Opponent	Score
13	A	Duke	51 83	27	H	Green Bay	66 94	57	H	DePaul	67 101	125	A	Butler	77 74
				43	A	Seton Hall	58 88	60	H	Creighton	75 93	125	H	Butler	67 76
				46	H	Vanderbilt	80 67	72	H	South Dakota	65 69	129	A	Wisconsin	64 89
								83	A	St. John's (NY)	52 67	163	A	Auburn	53 79
								87	A	Villanova	48 68	171	H	Northern Ky.	68 77
								87	H	Villanova	59 75	173	A	Xavier	72 91
												173	H	Xavier	71 74
												177	A	Wake Forest	77 89
												230	H	Western Ill.	65 57
												233	H	Providence	58 66
												271	H	Milwaukee	85 80
												278	A	Georgetown	76 83
												278	H	Georgetown	80 73
												294	H	Loyola Chicago	86 71
LAST 12 Division I GAMES:															
125	A	Butler	77 74	83	A	St. John's (NY)	52 67								
173	A	Xavier	72 91	43	A	Seton Hall	58 88								
278	H	Georgetown	80 73	125	H	Butler	67 76								
87	H	Villanova	59 75	57	H	DePaul	67 101								
60	H	Creighton	75 93	87	A	Villanova	48 68								
233	H	Providence	58 66	278	A	Georgetown	76 83								

Non-Div I Games:

Marquette

Average RPI Win: 224		WON-LOST	WINNING	LAST 10	STRENGTH OF	OPP. STRENGTH	TEAM	ADJ.	CONF.	ADJ CONF.
Average RPI Loss: 164		RECORD	PCT. RANK	GAMES	SCHEDULE	OF SCHEDULE	RPI	RPI	RPI	RPI
DIV. I ONLY		12- 8	114	6- 4	239	219	137	137	17	17
DIV. I NON-CONF.		6- 3	92	1- 0	235	289	108	108	18	18
TOTALS	RPI 1-25	RPI 26-50		W-L RECORDS		RPI 51-100	RPI 101-150		RPI 150+	
12- 8	0- 0	0- 1		OVERALL		1- 2	2- 1		9- 4	
5- 2	0- 0	0- 1		HOME		1- 0	0- 1		4- 0	
6- 5	0- 0	0- 0		AWAY		0- 1	2- 0		4- 4	
1- 1	0- 0	0- 0		NEUTRAL		0- 1	0- 0		1- 0	
6- 3	0- 0	0- 0		NON-CONFERENCE		0- 2	1- 0		5- 1	
2- 0	0- 0	0- 0		HOME		0- 0	0- 0		2- 0	
3- 2	0- 0	0- 0		AWAY		0- 1	1- 0		2- 1	
1- 1	0- 0	0- 0		NEUTRAL		0- 1	0- 0		1- 0	
6- 5	0- 0	0- 1		CONFERENCE		1- 0	1- 1		4- 3	
3- 2	0- 0	0- 1		HOME		1- 0	0- 1		2- 0	
3- 3	0- 0	0- 0		AWAY		0- 0	1- 0		2- 3	
0- 0	0- 0	0- 0		NEUTRAL		0- 0	0- 0		0- 0	

RPI 1-25				RPI 26-50				RPI 51-100				RPI 101+				Team's RPI: 137
RPI	S	Opponent	Score	RPI	S	Opponent	Score	RPI	S	Opponent	Score	RPI	S	Opponent	Score	
				39	H	Western Ky.	53 67	64	N	West Virginia	56 69	123	A	Rhode Island	61 45	
								88	A	Cornell	49 58	126	H	Louisiana Tech	67 68	
								99	H	Southern Miss.	67 65	134	A	Old Dominion	69 37	
												162	N	Fairfield	68 55	
												194	H	Fla. Atlantic	66 59	
												195	A	Charlotte	56 74	
												199	H	Robert Morris	62 46	
												203	A	UTSA	48 60	
												260	A	Rice	72 69	
												263	A	UTEP	76 71	
												268	A	Eastern Ky.	58 63	
												277	A	Norfolk St.	73 71	
												313	A	Coastal Caro.	77 65	
												328	H	FIU	67 61	
												329	A	North Texas	42 45	
												340	H	UMES	74 57	
LAST 12 Division I GAMES:																
				329	A	North Texas	42 45	194	H	Fla. Atlantic	66 59					
				260	A	Rice	72 69	328	H	FIU	67 61					
				126	H	Louisiana Tech	67 68	195	A	Charlotte	56 74					
				99	H	Southern Miss.	67 65	134	A	Old Dominion	69 37					
				263	A	UTEP	76 71	39	H	Western Ky.	53 67					
				203	A	UTSA	48 60	199	H	Robert Morris	62 46					

Non-Div I Games:	Salem Int'l	84	41	Brescia	127	56
------------------	-------------	----	----	---------	-----	----

Marshall

Loss, Non-Conf, S Site, H Home A Away N Neutral

Average RPI Win:	115	WON-LOST	WINNING	LAST 10	STRENGTH OF	OPP. STRENGTH	TEAM	ADJ.	CONF.	ADJ CONF.
Average RPI Loss:	31	RECORD	PCT. RANK	GAMES	SCHEDULE	OF SCHEDULE	RPI	RPI	RPI	RPI
DIV. I ONLY	21- 2	7	10- 0	24	26	4	4	4	4	4
DIV. I NON-CONF.	9- 2	35	0- 0	67	92	27	27	2	2	2
TOTALS	RPI 1-25	RPI 26-50	W-L RECORDS	RPI 51-100	RPI 101-150	RPI 150+				
21- 2	4- 1	6- 0	OVERALL	3- 1	2- 0	6- 0				
12- 0	2- 0	2- 0	HOME	3- 0	1- 0	4- 0				
8- 1	1- 1	4- 0	AWAY	0- 0	1- 0	2- 0				
1- 1	1- 0	0- 0	NEUTRAL	0- 1	0- 0	0- 0				
9- 2	3- 1	0- 0	NON-CONFERENCE	1- 1	0- 0	5- 0				
6- 0	1- 0	0- 0	HOME	1- 0	0- 0	4- 0				
2- 1	1- 1	0- 0	AWAY	0- 0	0- 0	1- 0				
1- 1	1- 0	0- 0	NEUTRAL	0- 1	0- 0	0- 0				
12- 0	1- 0	6- 0	CONFERENCE	2- 0	2- 0	1- 0				
6- 0	1- 0	2- 0	HOME	2- 0	1- 0	0- 0				
6- 0	0- 0	4- 0	AWAY	0- 0	1- 0	1- 0				
0- 0	0- 0	0- 0	NEUTRAL	0- 0	0- 0	0- 0				

RPI	S	Opponent	Score	RPI	S	Opponent	Score	RPI	S	Opponent	Score	RPI	S	Opponent	Score
3	A	Notre Dame	72 92	30	A	Nebraska	75 47	59	N	Washington St.	64 70	105	H	Michigan St.	85 56
6	H	Iowa	93 88	30	H	Nebraska	59 47	86	H	Purdue	88 64	149	A	Indiana	84 74
15	A	George Washington	75 65	35	H	Ohio St.	87 78	92	H	Illinois	74 54	172	A	Penn St.	77 62
21	N	James Madison	80 64	37	A	Rutgers	71 59	96	H	American	94 50	217	H	Towson	81 52
25	H	South Fla.	85 67	38	A	Minnesota	77 73					252	H	Loyola Maryland	65 43
				45	A	Michigan	91 65					304	H	Mt. St. Mary's	109 45
LAST 12 Division I GAMES:															
				30	H	Nebraska	59 47	92	H	Illinois	74 54				
				172	A	Penn St.	77 62	37	A	Rutgers	71 59				
				6	H	Iowa	93 88	38	A	Minnesota	77 73				
				45	A	Michigan	91 65	86	H	Purdue	88 64				
				149	A	Indiana	84 74	30	A	Nebraska	75 47				
				105	H	Michigan St.	85 56	35	H	Ohio St.	87 78				

Non-Div I Games:

Maryland

## Massachusetts

Through Games Of Feb. 8, 2015

Average RPI Win:	193	WON-LOST	WINNING	LAST 10	STRENGTH OF	OPP. STRENGTH	TEAM	ADJ.	CONF.	ADJ CONF.
Average RPI Loss:	112	RECORD	PCT. RANK	GAMES	SCHEDULE	OF SCHEDULE	RPI	RPI	RPI	RPI
DIV. I ONLY	8- 14	251	2- 8	78	112	183	183	6	6	
DIV. I NON-CONF.	6- 6	158	1- 1	126	135	140	140	6	6	
TOTALS	RPI 1-25	RPI 26-50	W-L RECORDS	RPI 51-100	RPI 101-150	RPI 150+				
8- 14	0- 2	0- 0	OVERALL	2- 4	1- 4	5- 4				
5- 4	0- 1	0- 0	HOME	2- 0	0- 1	3- 2				
3- 8	0- 0	0- 0	AWAY	0- 3	1- 3	2- 2				
0- 2	0- 1	0- 0	NEUTRAL	0- 1	0- 0	0- 0				
6- 6	0- 1	0- 0	NON-CONFERENCE	2- 2	0- 1	4- 2				
4- 1	0- 0	0- 0	HOME	2- 0	0- 0	2- 1				
2- 3	0- 0	0- 0	AWAY	0- 1	0- 1	2- 1				
0- 2	0- 1	0- 0	NEUTRAL	0- 1	0- 0	0- 0				
2- 8	0- 1	0- 0	CONFERENCE	0- 2	1- 3	1- 2				
1- 3	0- 1	0- 0	HOME	0- 0	0- 1	1- 1				
1- 5	0- 0	0- 0	AWAY	0- 2	1- 2	0- 1				
0- 0	0- 0	0- 0	NEUTRAL	0- 0	0- 0	0- 0				

RPI 1-25				RPI 26-50				RPI 51-100				RPI 101+ Team's RPI: 183			
RPI	S	Opponent	Score	RPI	S	Opponent	Score	RPI	S	Opponent	Score	RPI	S	Opponent	Score
12	N	Florida St.	47 73					52	N	Ohio	52 59	109	A	Central Mich.	70 72
15	H	George Washington	54 69					75	A	Fordham	42 65	117	A	Saint Joseph's	65 47
								78	A	Western Mich.	41 63	123	A	Rhode Island	58 70
								82	H	Maine	68 60	141	A	St. Bonaventure	53 65
								95	A	Richmond	44 64	141	H	St. Bonaventure	57 77
								96	H	American	71 61	159	H	Harvard	62 75
												164	H	Saint Louis	67 75
												181	A	La Salle	69 71
												181	H	La Salle	71 68
												188	H	Holy Cross	72 61
												226	A	Georgia St.	66 71
												257	H	UCF	67 62
												296	A	Boston U.	78 57
												329	A	North Texas	56 46
LAST 12 Division I GAMES:															
				181	A	La Salle	69 71					181	H	La Salle	71 68
				123	A	Rhode Island	58 70					117	A	Saint Joseph's	65 47
				141	H	St. Bonaventure	57 77					164	H	Saint Louis	67 75
				95	A	Richmond	44 64					141	A	St. Bonaventure	53 65
				75	A	Fordham	42 65					296	A	Boston U.	78 57
				15	H	George Washington	54 69					52	N	Ohio	52 59

Non-Div I Games:

Massachusetts

■ Loss, 
■ Non-Conf, 
■ S Site, 
■ H Home 
■ A Away 
N Neutral



Average RPI Win:	253	WON-LOST	WINNING	LAST 10	STRENGTH OF	OPP. STRENGTH	TEAM	ADJ.	CONF.	ADJ CONF.
Average RPI Loss:	189	RECORD	PCT. RANK	GAMES	SCHEDULE	OF SCHEDULE	RPI	RPI	RPI	RPI
DIV. I ONLY	8- 10	207	5- 5	293	269	238	238	29	29	
DIV. I NON-CONF.	2- 5	259	1- 0	48	56	192	192	28	28	
TOTALS	RPI 1-25	RPI 26-50	W-L RECORDS	RPI 51-100	RPI 101-150	RPI 150+				
8- 10	0- 1	0- 2	OVERALL	1- 0	0- 0	7- 7				
5- 2	0- 0	0- 1	HOME	1- 0	0- 0	4- 1				
3- 8	0- 1	0- 1	AWAY	0- 0	0- 0	3- 6				
0- 0	0- 0	0- 0	NEUTRAL	0- 0	0- 0	0- 0				
2- 5	0- 1	0- 2	NON-CONFERENCE	1- 0	0- 0	1- 2				
2- 1	0- 0	0- 1	HOME	1- 0	0- 0	1- 0				
0- 4	0- 1	0- 1	AWAY	0- 0	0- 0	0- 2				
0- 0	0- 0	0- 0	NEUTRAL	0- 0	0- 0	0- 0				
6- 5	0- 0	0- 0	CONFERENCE	0- 0	0- 0	6- 5				
3- 1	0- 0	0- 0	HOME	0- 0	0- 0	3- 1				
3- 4	0- 0	0- 0	AWAY	0- 0	0- 0	3- 4				
0- 0	0- 0	0- 0	NEUTRAL	0- 0	0- 0	0- 0				

RPI 1-25				RPI 26-50				RPI 51-100				RPI 101+ Team's RPI: 238			
RPI	S	Opponent	Score	RPI	S	Opponent	Score	RPI	S	Opponent	Score	RPI	S	Opponent	Score
24	A	Texas A&M	27 93	29	A	Texas	59 76	99	H	Southern Miss.	57 55	161	H	Stephen F. Austin	73 67
				49	H	Tulane	55 75					190	A	La.-Monroe	63 66
												214	H	Texas Southern	74 70
												220	A	Northwestern St.	54 75
												231	A	Nicholls St.	59 70
												260	A	Rice	55 57
												267	A	A&M-Corpus Christi	65 76
												273	H	Abilene Christian	59 75
												286	A	Sam Houston St.	79 74
												288	H	Houston Baptist	60 57
												298	A	Southeastern La.	78 57
												335	A	Incarinate Word	104 101
												345	A	New Orleans	86 90
												345	H	New Orleans	82 58
LAST 12 Division I GAMES:															
231	A	Nicholls St.	59 70	286	A	Sam Houston St.	79 74								
345	A	New Orleans	86 90	273	H	Abilene Christian	59 75								
345	H	New Orleans	82 58	267	A	A&M-Corpus Christi	65 76								
298	A	Southeastern La.	78 57	288	H	Houston Baptist	60 57								
220	A	Northwestern St.	54 75	161	H	Stephen F. Austin	73 67								
335	A	Incarinate Word	104 101	214	H	Texas Southern	74 70								

Non-Div I Games: Centenary (LA) 86 35 LSU-Alexandria 79 70 Wiley 67 66 Louisiana Col. 83 61  
McNeese St.

Loss, Non-Conf, S Site, H Home A Away N Neutral

Average RPI Win:	223	WON-LOST	WINNING	LAST 10	STRENGTH OF	OPP. STRENGTH	TEAM	ADJ.	CONF.	ADJ CONF.
Average RPI Loss:	74	RECORD	PCT. RANK	GAMES	SCHEDULE	OF SCHEDULE	RPI	RPI	RPI	RPI
DIV. I ONLY	11- 12	182	5- 5	122	78	160	160	7	7	
DIV. I NON-CONF.	6- 5	145	0- 0	163	87	158	158	8	8	
TOTALS	RPI 1-25	RPI 26-50	W-L RECORDS	RPI 51-100	RPI 101-150	RPI 150+				
11- 12	0- 4	0- 2	OVERALL	1- 2	1- 3	9- 1				
8- 5	0- 2	0- 2	HOME	1- 0	1- 1	6- 0				
3- 7	0- 2	0- 0	AWAY	0- 2	0- 2	3- 1				
0- 0	0- 0	0- 0	NEUTRAL	0- 0	0- 0	0- 0				
6- 5	0- 1	0- 2	NON-CONFERENCE	0- 1	1- 1	5- 0				
5- 2	0- 0	0- 2	HOME	0- 0	1- 0	4- 0				
1- 3	0- 1	0- 0	AWAY	0- 1	0- 1	1- 0				
0- 0	0- 0	0- 0	NEUTRAL	0- 0	0- 0	0- 0				
5- 7	0- 3	0- 0	CONFERENCE	1- 1	0- 2	4- 1				
3- 3	0- 2	0- 0	HOME	1- 0	0- 1	2- 0				
2- 4	0- 1	0- 0	AWAY	0- 1	0- 1	2- 1				
0- 0	0- 0	0- 0	NEUTRAL	0- 0	0- 0	0- 0				

RPI 1-25				RPI 26-50				RPI 51-100				RPI 101+ Team's RPI: 160			
RPI	S	Opponent	Score	RPI	S	Opponent	Score	RPI	S	Opponent	Score	RPI	S	Opponent	Score
8	H	UConn	34 80	38	H	Minnesota	62 68	62	A	East Carolina	39 60	109	H	Central Mich.	62 61
15	A	George Washington	44 63	40	H	UALR	59 66	62	H	East Carolina	60 57	135	A	Southern Ill.	75 82
25	A	South Fla.	39 72					92	A	Illinois	58 60	143	A	Temple	61 84
25	H	South Fla.	53 57									143	H	Temple	57 58
												158	A	Tulsa	69 79
												184	H	Samford	64 48
												185	H	Missouri St.	79 63
												254	H	Austin Peay	65 60
												257	A	UCF	70 66
												258	A	Cincinnati	56 44
												258	H	Cincinnati	41 38
												264	H	Houston	84 49
												278	A	Georgetown	63 46
												348	H	Mississippi Val.	62 39
LAST 12 Division I GAMES:															
8	H	UConn	34 80	258	H	Cincinnati	41 38								
143	A	Temple	61 84	158	A	Tulsa	69 79								
25	H	South Fla.	53 57	257	A	UCF	70 66								
258	A	Cincinnati	56 44	62	H	East Carolina	60 57								
264	H	Houston	84 49	25	A	South Fla.	39 72								
62	A	East Carolina	39 60	143	H	Temple	57 58								

Non-Div I Games:

Memphis

■ Loss, 
 ■ Non-Conf, 
 ■ S Site, 
 ■ H Home 
 ■ A Away 
 N Neutral

Average RPI Win:	261	WON-LOST	WINNING	LAST 10	STRENGTH OF	OPP. STRENGTH	TEAM	ADJ.	CONF.	ADJ CONF.
Average RPI Loss:	134	RECORD	PCT. RANK	GAMES	SCHEDULE	OF SCHEDULE	RPI	RPI	RPI	RPI
DIV. I ONLY	13- 11	153	7- 3	253	259	197	197	20	20	
DIV. I NON-CONF.	8- 8	158	2- 2	246	281	195	195	20	20	
TOTALS	RPI 1-25	RPI 26-50	W-L RECORDS	RPI 51-100	RPI 101-150	RPI 150+				
13- 11	0- 1	0- 2	OVERALL	0- 0	1- 4	12- 4				
6- 5	0- 0	0- 1	HOME	0- 0	0- 3	6- 1				
7- 6	0- 1	0- 1	AWAY	0- 0	1- 1	6- 3				
0- 0	0- 0	0- 0	NEUTRAL	0- 0	0- 0	0- 0				
8- 8	0- 0	0- 2	NON-CONFERENCE	0- 0	1- 2	7- 4				
4- 3	0- 0	0- 1	HOME	0- 0	0- 1	4- 1				
4- 5	0- 0	0- 1	AWAY	0- 0	1- 1	3- 3				
0- 0	0- 0	0- 0	NEUTRAL	0- 0	0- 0	0- 0				
5- 3	0- 1	0- 0	CONFERENCE	0- 0	0- 2	5- 0				
2- 2	0- 0	0- 0	HOME	0- 0	0- 2	2- 0				
3- 1	0- 1	0- 0	AWAY	0- 0	0- 0	3- 0				
0- 0	0- 0	0- 0	NEUTRAL	0- 0	0- 0	0- 0				

RPI 1-25				RPI 26-50				RPI 51-100				RPI 101+ Team's RPI: 197			
RPI	S	Opponent	Score	RPI	S	Opponent	Score	RPI	S	Opponent	Score	RPI	S	Opponent	Score
23	A	Chattanooga	59 <b>71</b>	31	A	Mississippi St.	66 <b>97</b>					112	H	Furman	55 <b>58</b>
				36	H	Georgia	49 <b>68</b>					122	H	East Tenn. St.	70 <b>72</b>
												128	A	Kennesaw St.	54 44
												128	H	Kennesaw St.	56 <b>76</b>
												135	A	Southern Ill.	52 <b>67</b>
												155	A	Alabama	46 39
												164	A	Saint Louis	80 75
												170	A	Jacksonville St.	66 <b>67</b>
												184	A	Samford	74 59
												198	H	Belmont	83 <b>86</b>
												251	A	North Florida	55 <b>57</b>
												268	H	Eastern Ky.	69 64
												270	A	Col. of Charleston	59 <b>72</b>
												289	H	Jackson St.	80 48
												299	A	Ga. Southern	84 61
												307	A	UNC Greensboro	74 73
												307	H	UNC Greensboro	80 62
												308	H	Wofford	80 51
												315	A	Western Caro.	68 51
												334	H	Tennessee Tech	73 67
												338	H	Florida A&M	61 47
LAST 12 Division I GAMES:															
307	H	UNC Greensboro	80 62	307	A	UNC Greensboro	74 73								
184	A	Samford	74 59	315	A	Western Caro.	68 51								
23	A	Chattanooga	59 <b>71</b>	128	A	Kennesaw St.	54 44								
122	H	East Tenn. St.	70 <b>72</b>	338	H	Florida A&M	61 47								
112	H	Furman	55 <b>58</b>	251	A	North Florida	55 <b>57</b>								
308	H	Wofford	80 51	170	A	Jacksonville St.	66 <b>67</b>								

Non-Div I Games:

Mercer

■ Loss, 
 ■ Non-Conf, 
 ■ S Site, 
 ■ H Home 
 ■ A Away 
 N Neutral

Average RPI Win:	<b>183</b>	WON-LOST	WINNING	LAST 10	STRENGTH OF	OPP. STRENGTH	TEAM	ADJ.	CONF.	ADJ CONF.
Average RPI Loss:	<b>24</b>	RECORD	PCT. RANK	GAMES	SCHEDULE	OF SCHEDULE	RPI	RPI	RPI	RPI
DIV. I ONLY	<b>16- 7</b>	<b>61</b>	<b>6- 4</b>	<b>81</b>	<b>35</b>	<b>53</b>	<b>53</b>	<b>2</b>	<b>2</b>	
DIV. I NON-CONF.	<b>10- 3</b>	<b>52</b>	<b>2- 0</b>	<b>251</b>	<b>95</b>	<b>112</b>	<b>112</b>	<b>4</b>	<b>4</b>	
TOTALS	RPI 1-25	RPI 26-50	W-L RECORDS	RPI 51-100	RPI 101-150	RPI 150+				
16- 7	1- 4	0- 3	OVERALL	3- 0	2- 0	10- 0				
14- 1	1- 1	0- 0	HOME	2- 0	2- 0	9- 0				
1- 6	0- 3	0- 3	AWAY	0- 0	0- 0	1- 0				
1- 0	0- 0	0- 0	NEUTRAL	1- 0	0- 0	0- 0				
10- 3	0- 1	0- 2	NON-CONFERENCE	2- 0	1- 0	7- 0				
9- 1	0- 1	0- 0	HOME	1- 0	1- 0	7- 0				
0- 2	0- 0	0- 2	AWAY	0- 0	0- 0	0- 0				
1- 0	0- 0	0- 0	NEUTRAL	1- 0	0- 0	0- 0				
6- 4	1- 3	0- 1	CONFERENCE	1- 0	1- 0	3- 0				
5- 0	1- 0	0- 0	HOME	1- 0	1- 0	2- 0				
1- 4	0- 3	0- 1	AWAY	0- 0	0- 0	1- 0				
0- 0	0- 0	0- 0	NEUTRAL	0- 0	0- 0	0- 0				

RPI 1-25				RPI 26-50				RPI 51-100				Team's RPI: 53	RPI 101+			
RPI	S	Opponent	Score	RPI	S	Opponent	Score	RPI	S	Opponent	Score		RPI	S	Opponent	Score
3	H	Notre Dame	78 63	32	A	Pittsburgh	66 <b>81</b>	67	H	LSU	76 71		106	H	Boston College	74 53
7	A	Louisville	55 <b>68</b>	47	A	Middle Tenn.	48 <b>53</b>	85	N	UCLA	74 67		129	H	Wisconsin	66 54
11	H	Arizona St.	61 <b>65</b>	49	A	Tulane	65 <b>70</b>	97	H	Virginia	67 58		151	H	Clemson	79 42
12	A	Florida St.	60 <b>80</b>										158	H	Tulsa	69 57
13	A	Duke	53 <b>68</b>										206	A	Virginia Tech	62 45
													206	H	Virginia Tech	42 39
													236	H	Oakland	66 53
													242	H	Jacksonville	65 36
													251	H	North Florida	81 53
													310	H	Illinois St.	95 44
													337	H	Coppin St.	70 54
													338	H	Florida A&M	83 47
LAST 12 Division I GAMES:																
12	A	Florida St.	60 <b>80</b>	151	H	Clemson	79 42									
206	H	Virginia Tech	42 39	206	A	Virginia Tech	62 45									
32	A	Pittsburgh	66 <b>81</b>	3	H	Notre Dame	78 63									
7	A	Louisville	55 <b>68</b>	106	H	Boston College	74 53									
97	H	Virginia	67 58	67	H	LSU	76 71									
13	A	Duke	53 <b>68</b>	338	H	Florida A&M	83 47									

Non-Div I Games:

Miami (FL)

■ Loss, 
 ■ Non-Conf, S Site, 
 ■ Home 
 ■ Away 
 N Neutral

Average RPI Win: <b>245</b>	WON-LOST	WINNING	LAST 10	STRENGTH OF	OPP. STRENGTH	TEAM	ADJ.	CONF.	ADJ CONF.
Average RPI Loss: <b>149</b>	RECORD	PCT. RANK	GAMES	SCHEDULE	OF SCHEDULE	RPI	RPI	RPI	RPI
DIV. I ONLY	2- 18	341	0- 10	149	199	316	316	15	15
DIV. I NON-CONF.	2- 8	295	1- 1	199	171	297	297	17	17
TOTALS	RPI 1-25	RPI 26-50	W-L RECORDS	RPI 51-100	RPI 101-150	RPI 150+			
2- 18	0- 0	0- 1	OVERALL	0- 3	0- 7	2- 7			
1- 7	0- 0	0- 0	HOME	0- 2	0- 3	1- 2			
0- 8	0- 0	0- 0	AWAY	0- 0	0- 3	0- 5			
1- 3	0- 0	0- 1	NEUTRAL	0- 1	0- 1	1- 0			
2- 8	0- 0	0- 1	NON-CONFERENCE	0- 1	0- 2	2- 4			
1- 2	0- 0	0- 0	HOME	0- 0	0- 0	1- 2			
0- 3	0- 0	0- 0	AWAY	0- 0	0- 1	0- 2			
1- 3	0- 0	0- 1	NEUTRAL	0- 1	0- 1	1- 0			
0- 10	0- 0	0- 0	CONFERENCE	0- 2	0- 5	0- 3			
0- 5	0- 0	0- 0	HOME	0- 2	0- 3	0- 0			
0- 5	0- 0	0- 0	AWAY	0- 0	0- 2	0- 3			
0- 0	0- 0	0- 0	NEUTRAL	0- 0	0- 0	0- 0			

RPI S	Opponent	Score	RPI S	Opponent	Score	RPI S	Opponent	Score	RPI S	Opponent	Score	Team's RPI: 316
			31 N	Mississippi St.	42 <b>68</b>	78 H	Western Mich.	53 <b>61</b>	105 A	Michigan St.	39 <b>85</b>	
						79 H	Akron	47 <b>65</b>	109 H	Central Mich.	54 <b>60</b>	
						84 N	Drexel	54 <b>71</b>	134 N	Old Dominion	63 <b>69</b>	
									140 H	Buffalo	51 <b>71</b>	
									142 A	Toledo	53 <b>63</b>	
									148 A	Ball St.	41 <b>72</b>	
									148 H	Ball St.	55 <b>72</b>	
									152 H	UT Martin	57 <b>90</b>	
									175 A	Eastern Mich.	38 <b>56</b>	
									176 H	Ill.-Chicago	69 <b>72</b>	
									224 A	Northern Ill.	49 <b>60</b>	
									234 N	Davidson	59 58	
									236 A	Oakland	51 <b>65</b>	
									237 A	Evansville	41 <b>51</b>	
									255 H	Valparaiso	82 59	
									285 A	Bowling Green	53 <b>66</b>	
LAST 12 Division I GAMES:												
			224 A	Northern Ill.	49 <b>60</b>		109 H	Central Mich.	54 <b>60</b>			
			78 H	Western Mich.	53 <b>61</b>		140 H	Buffalo	51 <b>71</b>			
			148 H	Ball St.	55 <b>72</b>		148 A	Ball St.	41 <b>72</b>			
			285 A	Bowling Green	53 <b>66</b>		142 A	Toledo	53 <b>63</b>			
			175 A	Eastern Mich.	38 <b>56</b>		234 N	Davidson	59 58			
			79 H	Akron	47 <b>65</b>		84 N	Drexel	54 <b>71</b>			

Non-Div I Games: Cincinnati Christia75 53

Miami (OH)

■ Loss, 
 ■ Non-Conf, 
 ■ S Site, 
 ■ H Home 
 ■ A Away 
 N Neutral

## Michigan

Through Games Of Feb. 8, 2015

Average RPI Win:	136	WON-LOST	WINNING	LAST 10	STRENGTH OF	OPP. STRENGTH	TEAM	ADJ.	CONF.	ADJ CONF.
Average RPI Loss:	33	RECORD	PCT. RANK	GAMES	SCHEDULE	OF SCHEDULE	RPI	RPI	RPI	RPI
DIV. I ONLY	14- 9	105	5- 5	22	12	45	45	4	4	
DIV. I NON-CONF.	8- 3	71	0- 0	42	42	42	42	2	2	
TOTALS	RPI 1-25	RPI 26-50	W-L RECORDS	RPI 51-100	RPI 101-150	RPI 150+				
14- 9	0- 4	2- 4	OVERALL	3- 0	2- 1	7- 0				
10- 3	0- 2	1- 1	HOME	2- 0	1- 0	6- 0				
2- 6	0- 2	1- 3	AWAY	0- 0	1- 1	0- 0				
2- 0	0- 0	0- 0	NEUTRAL	1- 0	0- 0	1- 0				
8- 3	0- 2	0- 1	NON-CONFERENCE	2- 0	0- 0	6- 0				
6- 1	0- 1	0- 0	HOME	1- 0	0- 0	5- 0				
0- 2	0- 1	0- 1	AWAY	0- 0	0- 0	0- 0				
2- 0	0- 0	0- 0	NEUTRAL	1- 0	0- 0	1- 0				
6- 6	0- 2	2- 3	CONFERENCE	1- 0	2- 1	1- 0				
4- 2	0- 1	1- 1	HOME	1- 0	1- 0	1- 0				
2- 4	0- 1	1- 2	AWAY	0- 0	1- 1	0- 0				
0- 0	0- 0	0- 0	NEUTRAL	0- 0	0- 0	0- 0				

RPI 1-25				RPI 26-50				Team's RPI: 45	RPI 51-100				RPI 101+			
RPI	S	Opponent	Score	RPI	S	Opponent	Score		RPI	S	Opponent	Score	RPI	S	Opponent	Score
3	A	Notre Dame	50 70	30	A	Nebraska	60 75		59	N	Washington St.	76 64	105	A	Michigan St.	72 59
4	H	Maryland	65 91	32	A	Pittsburgh	64 85		78	H	Western Mich.	74 47	105	H	Michigan St.	74 65
6	A	Iowa	70 76	35	H	Ohio St.	100 94		92	H	Illinois	70 57	129	A	Wisconsin	53 63
18	H	Princeton	55 85	37	A	Rutgers	68 81						156	H	Bucknell	68 61
				37	H	Rutgers	50 57						172	H	Penn St.	89 53
				44	A	Northwestern	73 66						175	H	Eastern Mich.	81 52
													177	H	Wake Forest	83 69
													204	N	San Diego St.	70 50
													249	H	Detroit	76 57
													256	H	Canisius	79 43
LAST 12 Division I GAMES:																
				37	H	Rutgers	50 57		44	A	Northwestern	73 66				
				105	A	Michigan St.	72 59		35	H	Ohio St.	100 94				
				30	A	Nebraska	60 75		37	A	Rutgers	68 81				
				4	H	Maryland	65 91		105	H	Michigan St.	74 65				
				92	H	Illinois	70 57		172	H	Penn St.	89 53				
				6	A	Iowa	70 76		129	A	Wisconsin	53 63				

Non-Div I Games:

Michigan

■ Loss, 
■ Non-Conf, 
■ S Site, 
■ H Home 
■ A Away 
N Neutral

Average RPI Win:	188	WON-LOST	WINNING	LAST 10	STRENGTH OF	OPP. STRENGTH	TEAM	ADJ.	CONF.	ADJ CONF.
Average RPI Loss:	37	RECORD	PCT. RANK	GAMES	SCHEDULE	OF SCHEDULE	RPI	RPI	RPI	RPI
DIV. I ONLY	11- 13	196	3- 7	28	34	105	105	4	4	
DIV. I NON-CONF.	8- 3	71	0- 0	107	55	70	70	2	2	
TOTALS	RPI 1-25	RPI 26-50	W-L RECORDS	RPI 51-100	RPI 101-150	RPI 150+				
11- 13	0- 4	1- 8	OVERALL	2- 0	2- 1	6- 0				
9- 5	0- 2	0- 3	HOME	2- 0	2- 0	5- 0				
1- 7	0- 1	0- 5	AWAY	0- 0	0- 1	1- 0				
1- 1	0- 1	1- 0	NEUTRAL	0- 0	0- 0	0- 0				
8- 3	0- 2	1- 1	NON-CONFERENCE	1- 0	0- 0	6- 0				
6- 1	0- 1	0- 0	HOME	1- 0	0- 0	5- 0				
1- 1	0- 0	0- 1	AWAY	0- 0	0- 0	1- 0				
1- 1	0- 1	1- 0	NEUTRAL	0- 0	0- 0	0- 0				
3- 10	0- 2	0- 7	CONFERENCE	1- 0	2- 1	0- 0				
3- 4	0- 1	0- 3	HOME	1- 0	2- 0	0- 0				
0- 6	0- 1	0- 4	AWAY	0- 0	0- 1	0- 0				
0- 0	0- 0	0- 0	NEUTRAL	0- 0	0- 0	0- 0				

RPI 1-25				RPI 26-50				RPI 51-100				RPI 101+ Team's RPI: 105			
RPI	S	Opponent	Score	RPI	S	Opponent	Score	RPI	S	Opponent	Score	RPI	S	Opponent	Score
2	N	Baylor	65 84	26	N	Syracuse	89 76	80	H	Georgia Tech	79 73	129	H	Wisconsin	77 71
3	H	Notre Dame	63 71	30	H	Nebraska	67 71	92	H	Illinois	63 56	149	A	Indiana	51 70
4	A	Maryland	56 85	35	A	Ohio St.	62 76					149	H	Indiana	72 57
6	H	Iowa	50 52	36	A	Georgia	60 69					175	H	Eastern Mich.	69 61
				38	A	Minnesota	79 86					236	H	Oakland	79 64
				44	A	Northwestern	70 77					245	H	IUPUI	64 45
				44	H	Northwestern	57 61					294	A	Loyola Chicago	90 38
				45	A	Michigan	65 74					316	H	Miami (OH)	85 39
				45	H	Michigan	59 72					331	H	Alcorn	77 41
LAST 12 Division I GAMES:															
				38	A	Minnesota	79 86	6	H	Iowa	50 52				
				45	H	Michigan	59 72	92	H	Illinois	63 56				
				35	A	Ohio St.	62 76	44	A	Northwestern	70 77				
				149	H	Indiana	72 57	30	H	Nebraska	67 71				
				129	H	Wisconsin	77 71	45	A	Michigan	65 74				
				4	A	Maryland	56 85	149	A	Indiana	51 70				

Non-Div I Games:

Michigan St.

■ Loss, 
 ■ Non-Conf, 
 ■ S Site, 
 ■ H Home 
 ■ A Away 
 N Neutral

## Middle Tenn.

Through Games Of Feb. 8, 2015

Average RPI Win:	190	WON-LOST	WINNING	LAST 10	STRENGTH OF	OPP. STRENGTH	TEAM	ADJ.	CONF.	ADJ CONF.
Average RPI Loss:	55	RECORD	PCT. RANK	GAMES	SCHEDULE	OF SCHEDULE	RPI	RPI	RPI	RPI
DIV. I ONLY	15- 6	52	8- 2	84	89	47	47	17	17	
DIV. I NON-CONF.	6- 4	132	1- 0	54	19	61	61	18	18	
TOTALS	RPI 1-25	RPI 26-50	W-L RECORDS	RPI 51-100	RPI 101-150	RPI 150+				
15- 6	0- 2	0- 1	OVERALL	1- 3	4- 0	10- 0				
7- 2	0- 0	0- 1	HOME	1- 1	1- 0	5- 0				
8- 4	0- 2	0- 0	AWAY	0- 2	3- 0	5- 0				
0- 0	0- 0	0- 0	NEUTRAL	0- 0	0- 0	0- 0				
6- 4	0- 2	0- 1	NON-CONFERENCE	1- 1	1- 0	4- 0				
4- 1	0- 0	0- 1	HOME	1- 0	0- 0	3- 0				
2- 3	0- 2	0- 0	AWAY	0- 1	1- 0	1- 0				
0- 0	0- 0	0- 0	NEUTRAL	0- 0	0- 0	0- 0				
9- 2	0- 0	0- 0	CONFERENCE	0- 2	3- 0	6- 0				
3- 1	0- 0	0- 0	HOME	0- 1	1- 0	2- 0				
6- 1	0- 0	0- 0	AWAY	0- 1	2- 0	4- 0				
0- 0	0- 0	0- 0	NEUTRAL	0- 0	0- 0	0- 0				

RPI 1-25				RPI 26-50				Team's RPI: 47				RPI 51-100				RPI 101+			
RPI	S	Opponent	Score	RPI	S	Opponent	Score	RPI	S	Opponent	Score	RPI	S	Opponent	Score	RPI	S	Opponent	Score
10	A	Kentucky	62 78	50	H	Arkansas	51 58	53	H	Miami (FL)	53 48	102	A	Ole Miss	71 65				
11	A	Arizona St.	67 81					63	A	South Dakota St.	61 65	126	A	Louisiana Tech	68 44				
								99	A	Southern Miss.	65 70	126	H	Louisiana Tech	82 59				
								99	H	Southern Miss.	75 77	134	A	Old Dominion	65 48				
												151	H	Clemson	69 28				
												173	H	Xavier	90 68				
												194	A	Fla. Atlantic	101 69				
												195	A	Charlotte	84 54				
												203	H	UTSA	73 53				
												210	A	UAB	76 68				
												257	H	UCF	79 57				
												263	H	UTEP	74 53				
												328	A	FIU	75 60				
												334	A	Tennessee Tech	98 76				
LAST 12 Division I GAMES:																			
126	A	Louisiana Tech	68 44	126	H	Louisiana Tech	82 59												
99	A	Southern Miss.	65 70	99	H	Southern Miss.	75 77												
263	H	UTEP	74 53	194	A	Fla. Atlantic	101 69												
203	H	UTSA	73 53	328	A	FIU	75 60												
195	A	Charlotte	84 54	210	A	UAB	76 68												
134	A	Old Dominion	65 48	334	A	Tennessee Tech	98 76												

Non-Div I Games:

Middle Tenn.

■ Loss, 
 ■ Non-Conf, S Site, 
 ■ Home 
 ■ Away 
 N Neutral



Average RPI Win:	268	WON-LOST	WINNING	LAST 10	STRENGTH OF	OPP. STRENGTH	TEAM	ADJ.	CONF.	ADJ CONF.
Average RPI Loss:	179	RECORD	PCT. RANK	GAMES	SCHEDULE	OF SCHEDULE	RPI	RPI	RPI	RPI
DIV. I ONLY	8- 13	240	4- 6	303	271	271	271	12	12	
DIV. I NON-CONF.	4- 8	233	1- 2	342	338	326	326	13	13	
TOTALS	RPI 1-25	RPI 26-50	W-L RECORDS	RPI 51-100	RPI 101-150	RPI 150+				
8- 13	0- 0	0- 1	OVERALL	0- 1	0- 5	8- 6				
5- 4	0- 0	0- 0	HOME	0- 0	0- 2	5- 2				
3- 9	0- 0	0- 1	AWAY	0- 1	0- 3	3- 4				
0- 0	0- 0	0- 0	NEUTRAL	0- 0	0- 0	0- 0				
4- 8	0- 0	0- 0	NON-CONFERENCE	0- 0	0- 3	4- 5				
2- 3	0- 0	0- 0	HOME	0- 0	0- 1	2- 2				
2- 5	0- 0	0- 0	AWAY	0- 0	0- 2	2- 3				
0- 0	0- 0	0- 0	NEUTRAL	0- 0	0- 0	0- 0				
4- 5	0- 0	0- 1	CONFERENCE	0- 1	0- 2	4- 1				
3- 1	0- 0	0- 0	HOME	0- 0	0- 1	3- 0				
1- 4	0- 0	0- 1	AWAY	0- 1	0- 1	1- 1				
0- 0	0- 0	0- 0	NEUTRAL	0- 0	0- 0	0- 0				

RPI S	Opponent	Score	RPI S	Opponent	Score	RPI S	Opponent	Score	RPI S	Opponent	Score	Team's RPI: 271
			27 A	Green Bay	37 63							
						65 A	Youngstown St.	64 87	104 H	Wright St.	58 80	
									110 A	North Dakota	76 83	
									115 A	Cleveland St.	58 67	
									116 A	Missouri	55 68	
									149 H	Indiana	56 82	
									176 H	Ill.-Chicago	64 63	
									230 A	Western Ill.	59 79	
									236 A	Oakland	56 89	
									236 H	Oakland	66 60	
									243 A	North Dakota St.	77 73	
									249 A	Detroit	84 68	
									255 H	Valparaiso	90 79	
									266 A	Marquette	80 85	
									285 H	Bowling Green	50 60	
									300 A	IPFW	72 78	
									303 H	Eastern Ill.	72 63	
									320 H	Omaha	61 64	
									339 H	Chicago St.	69 47	
									343 A	UMKC	72 60	
LAST 12 Division I GAMES:												
			236 H	Oakland	66 60		104 H	Wright St.	58 80			
			65 A	Youngstown St.	64 87		236 A	Oakland	56 89			
			115 A	Cleveland St.	58 67		249 A	Detroit	84 68			
			176 H	Ill.-Chicago	64 63		230 A	Western Ill.	59 79			
			255 H	Valparaiso	90 79		300 A	IPFW	72 78			
			27 A	Green Bay	37 63		339 H	Chicago St.	69 47			

Non-Div I Games:

Milwaukee

■ Loss, 
 ■ Non-Conf, 
 ■ S Site, 
 ■ H Home 
 ■ A Away 
 N Neutral

Average RPI Win:	134	WON-LOST	WINNING	LAST 10	STRENGTH OF	OPP. STRENGTH	TEAM	ADJ.	CONF.	ADJ CONF.
Average RPI Loss:	52	RECORD	PCT. RANK	GAMES	SCHEDULE	OF SCHEDULE	RPI	RPI	RPI	RPI
DIV. I ONLY	18- 6	42	5- 5	69	25	38	38	4	4	
DIV. I NON-CONF.	11- 1	11	0- 0	133	76	29	29	2	2	
TOTALS	RPI 1-25	RPI 26-50	W-L RECORDS	RPI 51-100	RPI 101-150	RPI 150+				
18- 6	0- 1	2- 3	OVERALL	4- 2	7- 0	5- 0				
10- 2	0- 1	1- 0	HOME	1- 1	5- 0	3- 0				
6- 3	0- 0	1- 2	AWAY	2- 1	2- 0	1- 0				
2- 1	0- 0	0- 1	NEUTRAL	1- 0	0- 0	1- 0				
11- 1	0- 0	0- 1	NON-CONFERENCE	3- 0	4- 0	4- 0				
6- 0	0- 0	0- 0	HOME	1- 0	3- 0	2- 0				
3- 0	0- 0	0- 0	AWAY	1- 0	1- 0	1- 0				
2- 1	0- 0	0- 1	NEUTRAL	1- 0	0- 0	1- 0				
7- 5	0- 1	2- 2	CONFERENCE	1- 2	3- 0	1- 0				
4- 2	0- 1	1- 0	HOME	0- 1	2- 0	1- 0				
3- 3	0- 0	1- 2	AWAY	1- 1	1- 0	0- 0				
0- 0	0- 0	0- 0	NEUTRAL	0- 0	0- 0	0- 0				

RPI 1-25				RPI 26-50				Team's RPI: 38				RPI 51-100				RPI 101+			
RPI	S	Opponent	Score	RPI	S	Opponent	Score	RPI	S	Opponent	Score	RPI	S	Opponent	Score	RPI	S	Opponent	Score
4	H	Maryland	73 77	30	H	Nebraska	72 69	80	A	North Carolina St.	60 55	105	H	Michigan St.	86 79				
				35	A	Ohio St.	76 72	80	N	Georgia Tech	72 69	109	H	Central Mich.	67 64				
				37	A	Rutgers	61 66	86	A	Purdue	81 68	110	A	North Dakota	68 55				
				44	A	Northwestern	49 70	86	H	Purdue	88 90	115	H	Cleveland St.	93 76				
				46	N	Vanderbilt	54 71	88	H	Liberty	74 60	125	H	Butler	88 86				
								92	A	Illinois	69 95	129	A	Wisconsin	72 60				
												149	H	Indiana	65 61				
												160	A	Memphis	68 62				
												172	H	Penn St.	75 64				
												265	H	Southern U.	107 62				
												270	N	Col. of Charleston	74 50				
												298	H	Southeastern La.	109 60				
LAST 12 Division I GAMES:																			
				105	H	Michigan St.	86 79					149	H	Indiana	65 61				
				92	A	Illinois	69 95					35	A	Ohio St.	76 72				
				44	A	Northwestern	49 70					4	H	Maryland	73 77				
				172	H	Penn St.	75 64					129	A	Wisconsin	72 60				
				37	A	Rutgers	61 66					86	A	Purdue	81 68				
				86	H	Purdue	88 90					30	H	Nebraska	72 69				

Non-Div I Games:

Minnesota

Average RPI Win:	160	WON-LOST	WINNING	LAST 10	STRENGTH OF	OPP. STRENGTH	TEAM	ADJ.	CONF.	ADJ CONF.
Average RPI Loss:	38	RECORD	PCT. RANK	GAMES	SCHEDULE	OF SCHEDULE	RPI	RPI	RPI	RPI
DIV. I ONLY	23- 3	12	7- 3	121	65	31	31	3	3	
DIV. I NON-CONF.	15- 0	1	1- 0	260	224	43	43	5	5	
TOTALS	RPI 1-25	RPI 26-50	W-L RECORDS	RPI 51-100	RPI 101-150	RPI 150+				
23- 3	1- 1	4- 1	OVERALL	3- 1	3- 0	12- 0				
15- 1	1- 0	4- 0	HOME	2- 1	1- 0	7- 0				
6- 2	0- 1	0- 1	AWAY	1- 0	2- 0	3- 0				
2- 0	0- 0	0- 0	NEUTRAL	0- 0	0- 0	2- 0				
15- 0	0- 0	1- 0	NON-CONFERENCE	3- 0	1- 0	10- 0				
10- 0	0- 0	1- 0	HOME	2- 0	1- 0	6- 0				
3- 0	0- 0	0- 0	AWAY	1- 0	0- 0	2- 0				
2- 0	0- 0	0- 0	NEUTRAL	0- 0	0- 0	2- 0				
8- 3	1- 1	3- 1	CONFERENCE	0- 1	2- 0	2- 0				
5- 1	1- 0	3- 0	HOME	0- 1	0- 0	1- 0				
3- 2	0- 1	0- 1	AWAY	0- 0	2- 0	1- 0				
0- 0	0- 0	0- 0	NEUTRAL	0- 0	0- 0	0- 0				

RPI 1-25				RPI 26-50				Team's RPI: 31	RPI 51-100				RPI 101+			
RPI	S	Opponent	Score	RPI	S	Opponent	Score		RPI	S	Opponent	Score	RPI	S	Opponent	Score
1	A	Tennessee	67 79	36	H	Georgia	64 56		54	H	Arkansas St.	93 83	102	A	Ole Miss	64 62
24	H	Texas A&M	63 61	39	H	Western Ky.	88 77		64	H	West Virginia	74 61	116	A	Missouri	53 47
				46	A	Vanderbilt	62 78		67	H	LSU	69 71	126	H	Louisiana Tech	81 77
				46	H	Vanderbilt	69 44		99	A	Southern Miss.	73 46	155	H	Alabama	66 50
				50	H	Arkansas	72 57						163	A	Auburn	59 48
													165	A	La.-Lafayette	66 51
													176	N	Ill.-Chicago	73 36
													190	H	La.-Monroe	80 46
													197	H	Mercer	97 66
													243	H	North Dakota St.	109 58
													298	H	Southeastern La.	97 36
													316	N	Miami (OH)	68 42
													330	H	Ark.-Pine Bluff	83 26
													345	A	New Orleans	85 45
													348	H	Mississippi Val.	104 41
LAST 12 Division I GAMES:																
24	H	Texas A&M	63 61	67	H	LSU	69 71		46	A	Vanderbilt	62 78				
1	A	Tennessee	67 79	50	H	Arkansas	72 57		116	A	Missouri	53 47				
46	H	Vanderbilt	69 44	36	H	Georgia	64 56		330	H	Ark.-Pine Bluff	83 26				
163	A	Auburn	59 48													
102	A	Ole Miss	64 62													
155	H	Alabama	66 50													

Non-Div I Games:

Mississippi St.

■ Loss, 
 ■ Non-Conf, S Site, 
 ■ Home 
 ■ Away 
 N Neutral

Average RPI Win:	289	WON-LOST	WINNING	LAST 10	STRENGTH OF	OPP. STRENGTH	TEAM	ADJ.	CONF.	ADJ CONF.
Average RPI Loss:	214	RECORD	PCT. RANK	GAMES	SCHEDULE	OF SCHEDULE	RPI	RPI	RPI	RPI
DIV. I ONLY	1- 18	346	1- 9	314	318	348	348	33	33	
DIV. I NON-CONF.	0- 9	339	0- 2	97	82	304	304	31	31	
TOTALS	RPI 1-25	RPI 26-50	W-L RECORDS	RPI 51-100	RPI 101-150	RPI 150+				
1- 18	0- 0	0- 3	OVERALL	0- 1	0- 1	1- 13				
1- 4	0- 0	0- 0	HOME	0- 0	0- 0	1- 4				
0- 13	0- 0	0- 3	AWAY	0- 1	0- 1	0- 8				
0- 1	0- 0	0- 0	NEUTRAL	0- 0	0- 0	0- 1				
0- 9	0- 0	0- 3	NON-CONFERENCE	0- 1	0- 1	0- 4				
0- 0	0- 0	0- 0	HOME	0- 0	0- 0	0- 0				
0- 8	0- 0	0- 3	AWAY	0- 1	0- 1	0- 3				
0- 1	0- 0	0- 0	NEUTRAL	0- 0	0- 0	0- 1				
1- 9	0- 0	0- 0	CONFERENCE	0- 0	0- 0	1- 9				
1- 4	0- 0	0- 0	HOME	0- 0	0- 0	1- 4				
0- 5	0- 0	0- 0	AWAY	0- 0	0- 0	0- 5				
0- 0	0- 0	0- 0	NEUTRAL	0- 0	0- 0	0- 0				

RPI S	Opponent	Score	RPI S	Opponent	Score	RPI S	Opponent	Score	RPI S	Opponent	Score	Team's RPI: 348
31	A Mississippi St.	41 104	99	A Southern Miss.	51 69	102	A Ole Miss	38 91				
46	A Vanderbilt	37 63				155	A Alabama	40 71				
49	A Tulane	47 87				160	A Memphis	39 62				
						214	H Texas Southern	52 63				
						216	N George Mason	62 71				
						232	H Prairie View	61 78				
						265	A Southern U.	51 70				
						289	H Jackson St.	74 71				
						290	H Alabama St.	45 62				
						306	A Grambling	31 62				
						330	A Ark.-Pine Bluff	47 65				
						331	A Alcorn	47 52				
						343	A UMKC	46 62				
						344	A Alabama A&M	51 71				
						344	H Alabama A&M	58 63				
LAST 12 Division I GAMES:												
344	A Alabama A&M	51 71	331	A Alcorn	47 52							
306	A Grambling	31 62	290	H Alabama St.	45 62							
289	H Jackson St.	74 71	344	H Alabama A&M	58 63							
214	H Texas Southern	52 63	330	A Ark.-Pine Bluff	47 65							
232	H Prairie View	61 78	155	A Alabama	40 71							
265	A Southern U.	51 70	160	A Memphis	39 62							

Non-Div I Games: Talladega 59 38 Philander Smith 71 65

Mississippi Val.

Loss, Non-Conf, S Site, H Home A Away N Neutral

Average RPI Win:	207	WON-LOST	WINNING	LAST 10	STRENGTH OF	OPP. STRENGTH	TEAM	ADJ.	CONF.	ADJ CONF.
Average RPI Loss:	67	RECORD	PCT. RANK	GAMES	SCHEDULE	OF SCHEDULE	RPI	RPI	RPI	RPI
DIV. I ONLY	13- 11	153	3- 7	65	72	116	116	3	3	
DIV. I NON-CONF.	10- 3	52	0- 1	280	248	137	137	5	5	
TOTALS	RPI 1-25	RPI 26-50	W-L RECORDS	RPI 51-100	RPI 101-150	RPI 150+				
13- 11	0- 5	0- 3	OVERALL	0- 1	1- 0	12- 2				
10- 5	0- 3	0- 1	HOME	0- 0	1- 0	9- 1				
2- 5	0- 1	0- 2	AWAY	0- 1	0- 0	2- 1				
1- 1	0- 1	0- 0	NEUTRAL	0- 0	0- 0	1- 0				
10- 3	0- 1	0- 0	NON-CONFERENCE	0- 0	1- 0	9- 2				
8- 1	0- 0	0- 0	HOME	0- 0	1- 0	7- 1				
1- 1	0- 0	0- 0	AWAY	0- 0	0- 0	1- 1				
1- 1	0- 1	0- 0	NEUTRAL	0- 0	0- 0	1- 0				
3- 8	0- 4	0- 3	CONFERENCE	0- 1	0- 0	3- 0				
2- 4	0- 3	0- 1	HOME	0- 0	0- 0	2- 0				
1- 4	0- 1	0- 2	AWAY	0- 1	0- 0	1- 0				
0- 0	0- 0	0- 0	NEUTRAL	0- 0	0- 0	0- 0				

RPI 1-25				RPI 26-50				RPI 51-100				RPI 101+ Team's RPI: 116			
RPI	S	Opponent	Score	RPI	S	Opponent	Score	RPI	S	Opponent	Score	RPI	S	Opponent	Score
1	A	Tennessee	53 63	31	H	Mississippi St.	47 53	67	A	LSU	65 74	124	H	Colorado	53 50
5	H	South Carolina	49 60	36	A	Georgia	48 69					152	H	UT Martin	74 65
10	H	Kentucky	69 83	50	A	Arkansas	55 73					163	H	Auburn	59 49
17	N	California	70 82									164	H	Saint Louis	74 55
24	H	Texas A&M	48 55									166	A	Florida	68 52
												166	H	Florida	66 47
												177	A	Wake Forest	79 64
												185	H	Missouri St.	52 57
												224	H	Northern Ill.	47 44
												230	H	Western Ill.	89 52
												261	N	UNLV	79 60
												271	H	Milwaukee	68 55
												294	H	Loyola Chicago	56 45
												305	H	Southeast Mo. St.	88 42
												311	A	Bradley	64 76
LAST 12 Division I GAMES:															
163	H	Auburn	59 49	5	H	South Carolina	49 60								
24	H	Texas A&M	48 55	166	H	Florida	66 47								
67	A	LSU	65 74	36	A	Georgia	48 69								
166	A	Florida	68 52	31	H	Mississippi St.	47 53								
10	H	Kentucky	69 83	1	A	Tennessee	53 63								
50	A	Arkansas	55 73	185	H	Missouri St.	52 57								

Non-Div I Games:

Missouri

■ Loss, 
■ Non-Conf, S Site, 
■ Home 
■ Away 
N Neutral

Average RPI Win:	216	WON-LOST	WINNING	LAST 10	STRENGTH OF	OPP. STRENGTH	TEAM	ADJ.	CONF.	ADJ CONF.
Average RPI Loss:	97	RECORD	PCT. RANK	GAMES	SCHEDULE	OF SCHEDULE	RPI	RPI	RPI	RPI
DIV. I ONLY	8- 13	240	5- 5	96	114	185	185	18	18	
DIV. I NON-CONF.	3- 8	263	1- 1	71	52	189	189	15	15	
TOTALS	RPI 1-25	RPI 26-50	W-L RECORDS	RPI 51-100	RPI 101-150	RPI 150+				
8- 13	0- 0	0- 4	OVERALL	0- 4	3- 2	5- 3				
5- 4	0- 0	0- 2	HOME	0- 1	2- 0	3- 1				
3- 8	0- 0	0- 2	AWAY	0- 2	1- 2	2- 2				
0- 1	0- 0	0- 0	NEUTRAL	0- 1	0- 0	0- 0				
3- 8	0- 0	0- 2	NON-CONFERENCE	0- 3	1- 1	2- 2				
2- 2	0- 0	0- 1	HOME	0- 1	0- 0	2- 0				
1- 5	0- 0	0- 1	AWAY	0- 1	1- 1	0- 2				
0- 1	0- 0	0- 0	NEUTRAL	0- 1	0- 0	0- 0				
5- 5	0- 0	0- 2	CONFERENCE	0- 1	2- 1	3- 1				
3- 2	0- 0	0- 1	HOME	0- 0	2- 0	1- 1				
2- 3	0- 0	0- 1	AWAY	0- 1	0- 1	2- 0				
0- 0	0- 0	0- 0	NEUTRAL	0- 0	0- 0	0- 0				

RPI S	Opponent	Score	RPI S	Opponent	Score	RPI S	Opponent	Score	RPI S	Opponent	Score	Team's RPI: 185
40	A UALR	48 61	54	H Arkansas St.	62 78	113	A UNI	56 64				
48	A Wichita St.	50 69	68	N TCU	68 82	116	A Missouri	57 52				
48	H Wichita St.	59 71	69	A Oklahoma St.	36 77	124	A Colorado	59 87				
50	H Arkansas	50 59	74	A Drake	89 94	133	H Indiana St.	74 66				
						135	H Southern Ill.	61 57				
						160	A Memphis	63 79				
						178	A Oral Roberts	57 70				
						180	H SIUE	75 69				
						237	H Evansville	56 65				
						245	H IUPUI	68 58				
						294	A Loyola Chicago	87 57				
						310	H Illinois St.	58 35				
						311	A Bradley	78 64				
LAST 12 Division I GAMES:												
48	A Wichita St.	50 69	294	A Loyola Chicago	87 57							
113	A UNI	56 64	48	H Wichita St.	59 71							
74	A Drake	89 94	133	H Indiana St.	74 66							
310	H Illinois St.	58 35	237	H Evansville	56 65							
135	H Southern Ill.	61 57	116	A Missouri	57 52							
311	A Bradley	78 64	54	H Arkansas St.	62 78							

Non-Div I Games:

Missouri St.

Average RPI Win:	280	WON-LOST	WINNING	LAST 10	STRENGTH OF	OPP. STRENGTH	TEAM	ADJ.	CONF.	ADJ CONF.
Average RPI Loss:	156	RECORD	PCT. RANK	GAMES	SCHEDULE	OF SCHEDULE	RPI	RPI	RPI	RPI
DIV. I ONLY	9- 14	237	4- 6	229	287	241	241	24	24	
DIV. I NON-CONF.	4- 5	188	0- 0	247	335	228	228	23	23	
TOTALS	RPI 1-25	RPI 26-50	W-L RECORDS	RPI 51-100	RPI 101-150	RPI 150+				
9- 14	0- 1	0- 1	OVERALL	0- 1	0- 3	9- 8				
4- 6	0- 1	0- 0	HOME	0- 1	0- 1	4- 3				
5- 8	0- 0	0- 1	AWAY	0- 0	0- 2	5- 5				
0- 0	0- 0	0- 0	NEUTRAL	0- 0	0- 0	0- 0				
4- 5	0- 1	0- 0	NON-CONFERENCE	0- 1	0- 1	4- 2				
2- 2	0- 1	0- 0	HOME	0- 1	0- 0	2- 0				
2- 3	0- 0	0- 0	AWAY	0- 0	0- 1	2- 2				
0- 0	0- 0	0- 0	NEUTRAL	0- 0	0- 0	0- 0				
5- 9	0- 0	0- 1	CONFERENCE	0- 0	0- 2	5- 6				
2- 4	0- 0	0- 0	HOME	0- 0	0- 1	2- 3				
3- 5	0- 0	0- 1	AWAY	0- 0	0- 1	3- 3				
0- 0	0- 0	0- 0	NEUTRAL	0- 0	0- 0	0- 0				

RPI	S	Opponent	Score	RPI	S	Opponent	Score	RPI	S	Opponent	Score	RPI	S	Opponent	Score	Team's RPI: 241
18	H	Princeton	53 84	34	A	Quinnipiac	53 94	100	H	Lehigh	70 82	103	A	Yale	58 62	
												107	A	Marist	65 75	
												107	H	Marist	60 63	
												162	A	Fairfield	52 54	
												162	H	Fairfield	59 33	
												168	A	Siena	58 65	
												168	H	Siena	52 54	
												173	A	Xavier	45 61	
												205	A	Iona	58 71	
												205	H	Iona	75 74	
												247	H	Niagara	45 59	
												256	H	Canisius	58 75	
												275	A	Rider	66 62	
												276	H	Colgate	82 62	
												301	A	LIU Brooklyn	78 57	
												319	A	Manhattan	73 69	
												324	H	Fairleigh Dickinson	71 66	
												325	A	Wagner	82 59	
												333	A	Saint Peter's	67 52	
												340	A	UMES	73 86	
LAST 12 Division I GAMES:																
168	A	Siena	58 65	247	H	Niagara	45 59									
333	A	Saint Peter's	67 52	319	A	Manhattan	73 69									
162	A	Fairfield	52 54	107	H	Marist	60 63									
256	H	Canisius	58 75	275	A	Rider	66 62									
162	H	Fairfield	59 33	34	A	Quinnipiac	53 94									
168	H	Siena	52 54	205	A	Iona	58 71									

Non-Div I Games:

Monmouth

Average RPI Win:	243	WON-LOST	WINNING	LAST 10	STRENGTH OF	OPP. STRENGTH	TEAM	ADJ.	CONF.	ADJ CONF.
Average RPI Loss:	125	RECORD	PCT. RANK	GAMES	SCHEDULE	OF SCHEDULE	RPI	RPI	RPI	RPI
DIV. I ONLY	14- 6	59	8- 2	257	220	114	114	22	22	
DIV. I NON-CONF.	5- 4	139	1- 0	266	195	188	188	22	22	
TOTALS	RPI 1-25	RPI 26-50	W-L RECORDS	RPI 51-100	RPI 101-150	RPI 150+				
14- 6	0- 1	0- 0	OVERALL	0- 1	1- 1	13- 3				
7- 1	0- 0	0- 0	HOME	0- 0	1- 0	6- 1				
6- 3	0- 0	0- 0	AWAY	0- 1	0- 1	6- 1				
1- 2	0- 1	0- 0	NEUTRAL	0- 0	0- 0	1- 1				
5- 4	0- 1	0- 0	NON-CONFERENCE	0- 1	0- 0	5- 2				
2- 1	0- 0	0- 0	HOME	0- 0	0- 0	2- 1				
2- 1	0- 0	0- 0	AWAY	0- 1	0- 0	2- 0				
1- 2	0- 1	0- 0	NEUTRAL	0- 0	0- 0	1- 1				
9- 2	0- 0	0- 0	CONFERENCE	0- 0	1- 1	8- 1				
5- 0	0- 0	0- 0	HOME	0- 0	1- 0	4- 0				
4- 2	0- 0	0- 0	AWAY	0- 0	0- 1	4- 1				
0- 0	0- 0	0- 0	NEUTRAL	0- 0	0- 0	0- 0				

RPI 1-25			RPI 26-50			RPI 51-100			RPI 101+ Team's RPI: 114		
RPI	S	Opponent	Score	RPI	S	RPI	S	Opponent	Score		
18	N	Princeton	55 80			55	A	Pacific	50 62	110	A North Dakota 52 59
										130	H Sacramento St. 94 86
										167	A Eastern Wash. 64 65
										177	N Wake Forest 60 73
										195	N Charlotte 67 58
										208	A Idaho 87 74
										209	H Montana St. 62 48
										221	A Northern Colo. 64 58
										222	A Southern Utah 59 37
										223	H Wyoming 54 60
										227	H Idaho St. 77 65
										250	H Weber St. 53 43
										254	H Austin Peay 83 62
										274	A Portland 69 55
										284	A Northern Ariz. 69 42
										292	H Portland St. 72 31
										314	A Seattle 70 64
										326	H Utah Valley 68 44
LAST 12 Division I GAMES:											
208	A	Idaho	87 74	209	H	Montana St.	62 48				
167	A	Eastern Wash.	64 65	227	H	Idaho St.	77 65				
130	H	Sacramento St.	94 86	250	H	Weber St.	53 43				
292	H	Portland St.	72 31	110	A	North Dakota	52 59				
222	A	Southern Utah	59 37	221	A	Northern Colo.	64 58				
284	A	Northern Ariz.	69 42	254	H	Austin Peay	83 62				

Non-Div I Games: Montana Western 55 44 Carroll (MT) 64 34

Montana

Loss, Non-Conf, S Site, H Home A Away N Neutral



Average RPI Win:	231	WON-LOST	WINNING	LAST 10	STRENGTH OF	OPP. STRENGTH	TEAM	ADJ.	CONF.	ADJ CONF.
Average RPI Loss:	147	RECORD	PCT. RANK	GAMES	SCHEDULE	OF SCHEDULE	RPI	RPI	RPI	RPI
DIV. I ONLY	8- 12	233	4- 6	150	241	209	209	22	22	
DIV. I NON-CONF.	4- 5	188	0- 1	84	226	132	132	22	22	
TOTALS	RPI 1-25	RPI 26-50	W-L RECORDS	RPI 51-100	RPI 101-150	RPI 150+				
8- 12	0- 0	0- 1	OVERALL	0- 2	1- 4	7- 5				
5- 2	0- 0	0- 1	HOME	0- 0	1- 0	4- 1				
2- 10	0- 0	0- 0	AWAY	0- 2	0- 4	2- 4				
1- 0	0- 0	0- 0	NEUTRAL	0- 0	0- 0	1- 0				
4- 5	0- 0	0- 1	NON-CONFERENCE	0- 2	0- 2	4- 0				
2- 1	0- 0	0- 1	HOME	0- 0	0- 0	2- 0				
1- 4	0- 0	0- 0	AWAY	0- 2	0- 2	1- 0				
1- 0	0- 0	0- 0	NEUTRAL	0- 0	0- 0	1- 0				
4- 7	0- 0	0- 0	CONFERENCE	0- 0	1- 2	3- 5				
3- 1	0- 0	0- 0	HOME	0- 0	1- 0	2- 1				
1- 6	0- 0	0- 0	AWAY	0- 0	0- 2	1- 4				
0- 0	0- 0	0- 0	NEUTRAL	0- 0	0- 0	0- 0				

RPI S	Opponent	Score	RPI S	Opponent	Score	RPI S	Opponent	Score	RPI S	Opponent	Score	Team's RPI: 209
41	H Gonzaga	60 89	59	A Washington St.	61 82	110	A North Dakota	74 82	111	A CSUN	66 78	
			77	A San Diego	64 79	114	A Montana	48 62	130	H Sacramento St.	91 64	
						132	A Boise St.	60 75	167	A Eastern Wash.	58 72	
						187	A Cal St. Fullerton	63 47	208	A Idaho	76 65	
						221	A Northern Colo.	61 80	222	A Southern Utah	69 74	
						223	H Wyoming	79 52	227	H Idaho St.	62 65	
						245	N IUPUI	80 74	250	H Weber St.	62 54	
						284	A Northern Ariz.	64 79	292	H Portland St.	63 46	
						314	H Seattle	74 61				
LAST 12 Division I GAMES:												
167	A Eastern Wash.	58 72	114	A Montana	48 62							
208	A Idaho	76 65	250	H Weber St.	62 54							
292	H Portland St.	63 46	227	H Idaho St.	62 65							
130	H Sacramento St.	91 64	221	A Northern Colo.	61 80							
284	A Northern Ariz.	64 79	110	A North Dakota	74 82							
222	A Southern Utah	69 74	59	A Washington St.	61 82							

Non-Div I Games: Mont. St. Billings 76 57 Great Falls 87 71

Montana St.

Loss, Non-Conf, S Site, H Home A Away N Neutral

Average RPI Win: <b>270</b>	WON-LOST	WINNING	LAST 10	STRENGTH OF	OPP. STRENGTH	TEAM	ADJ.	CONF.	ADJ CONF.
Average RPI Loss: <b>143</b>	RECORD	PCT. RANK	GAMES	SCHEDULE	OF SCHEDULE	RPI	RPI	RPI	RPI
DIV. I ONLY	10- 13	211	6- 4	187	284	213	213	26	26
DIV. I NON-CONF.	3- 9	281	0- 1	83	210	209	209	26	26
TOTALS	RPI 1-25	RPI 26-50	W-L RECORDS	RPI 51-100	RPI 101-150	RPI 150+			
10- 13	0- 1	0- 0	OVERALL	0- 2	0- 4	10- 6			
5- 6	0- 0	0- 0	HOME	0- 0	0- 3	5- 3			
5- 7	0- 1	0- 0	AWAY	0- 2	0- 0	5- 3			
0- 0	0- 0	0- 0	NEUTRAL	0- 0	0- 0	0- 0			
3- 9	0- 1	0- 0	NON-CONFERENCE	0- 2	0- 4	3- 2			
1- 4	0- 0	0- 0	HOME	0- 0	0- 3	1- 1			
2- 5	0- 1	0- 0	AWAY	0- 2	0- 1	2- 1			
0- 0	0- 0	0- 0	NEUTRAL	0- 0	0- 0	0- 0			
7- 4	0- 0	0- 0	CONFERENCE	0- 0	0- 0	7- 4			
4- 2	0- 0	0- 0	HOME	0- 0	0- 0	4- 2			
3- 2	0- 0	0- 0	AWAY	0- 0	0- 0	3- 2			
0- 0	0- 0	0- 0	NEUTRAL	0- 0	0- 0	0- 0			

RPI 1-25				RPI 26-50				RPI 51-100				RPI 101+ Team's RPI: 213			
RPI	S	Opponent	Score	RPI	S	Opponent	Score	RPI	S	Opponent	Score	RPI	S	Opponent	Score
10	A	Kentucky	62 <b>91</b>					52	A	Ohio	67 <b>87</b>	115	H	Cleveland St.	72 <b>80</b>
								79	A	Akron	61 <b>89</b>	122	H	East Tenn. St.	77 <b>86</b>
												135	H	Southern Ill.	66 <b>75</b>
												149	A	Indiana	57 <b>98</b>
												152	A	UT Martin	70 <b>99</b>
												170	A	Jacksonville St.	64 <b>72</b>
												180	H	SIUE	61 <b>62</b>
												198	H	Belmont	66 55
												216	A	George Mason	79 70
												225	H	Tennessee St.	74 <b>81</b>
												226	H	Georgia St.	74 72
												228	A	USC Upstate	69 <b>75</b>
												248	H	Lipscomb	59 <b>61</b>
												254	A	Austin Peay	82 72
												268	H	Eastern Ky.	76 58
												277	A	Norfolk St.	83 66
												303	H	Eastern Ill.	67 62
												305	A	Southeast Mo. St.	64 59
												321	H	Murray St.	64 63
												334	A	Tennessee Tech	64 54
LAST 12 Division I GAMES:															
225	H	Tennessee St.	74 <b>81</b>	303	H	Eastern Ill.	67 62								
198	H	Belmont	66 55	180	H	SIUE	61 <b>62</b>								
268	H	Eastern Ky.	76 58	152	A	UT Martin	70 <b>99</b>								
334	A	Tennessee Tech	64 54	305	A	Southeast Mo. St.	64 59								
170	A	Jacksonville St.	64 <b>72</b>	321	H	Murray St.	64 63								
254	A	Austin Peay	82 72	135	H	Southern Ill.	66 <b>75</b>								

Non-Div I Games: Brescia 98 68

Morehead St.

■ Loss, 
 ■ Non-Conf, 
 ■ S Site, 
 ■ Home 
 ■ A Away 
 N Neutral

Average RPI Win: <b>330</b>	WON-LOST	WINNING	LAST 10	STRENGTH OF	OPP. STRENGTH	TEAM	ADJ.	CONF.	ADJ CONF.
Average RPI Loss: <b>158</b>	RECORD	PCT. RANK	GAMES	SCHEDULE	OF SCHEDULE	RPI	RPI	RPI	RPI
DIV. I ONLY	6- 13	271	6- 4	311	273	283	283	31	31
DIV. I NON-CONF.	1- 9	328	1- 4	111	196	269	269	29	29
TOTALS	RPI 1-25	RPI 26-50	W-L RECORDS	RPI 51-100	RPI 101-150	RPI 150+			
6- 13	0- 1	0- 1	OVERALL	0- 3	0- 1	6- 7			
2- 4	0- 0	0- 0	HOME	0- 0	0- 0	2- 4			
4- 8	0- 1	0- 1	AWAY	0- 2	0- 1	4- 2			
0- 1	0- 0	0- 0	NEUTRAL	0- 0	0- 0	0- 1			
1- 9	0- 1	0- 1	NON-CONFERENCE	0- 2	0- 1	1- 4			
0- 2	0- 0	0- 0	HOME	0- 0	0- 0	0- 2			
1- 6	0- 1	0- 1	AWAY	0- 2	0- 1	1- 1			
0- 1	0- 0	0- 0	NEUTRAL	0- 0	0- 0	0- 1			
5- 4	0- 0	0- 0	CONFERENCE	0- 1	0- 0	5- 3			
2- 2	0- 0	0- 0	HOME	0- 0	0- 0	2- 2			
3- 2	0- 0	0- 0	AWAY	0- 1	0- 0	3- 1			
0- 0	0- 0	0- 0	NEUTRAL	0- 0	0- 0	0- 0			

RPI 1-25				RPI 26-50				RPI 51-100				RPI 101+ Team's RPI: 283			
RPI	S	Opponent	Score	RPI	S	Opponent	Score	RPI	S	Opponent	Score	RPI	S	Opponent	Score
23	A	Chattanooga	40 <b>55</b>	36	A	Georgia	36 <b>68</b>	69	A	Oklahoma St.	43 <b>73</b>	119	A	Texas Tech	57 <b>65</b>
								80	A	Georgia Tech	76 <b>105</b>	156	A	Bucknell	50 <b>79</b>
								91	A	Hampton	43 <b>63</b>	179	H	Savannah St.	58 <b>72</b>
												201	H	Stony Brook	48 <b>50</b>
												229	H	Brown	52 <b>59</b>
												262	H	Bethune-Cookman	48 <b>55</b>
												277	A	Norfolk St.	63 <b>68</b>
												287	A	UMBC	54 46
												334	N	Tennessee Tech	56 <b>62</b>
												336	A	Delaware St.	64 56
												337	A	Coppin St.	62 53
												338	H	Florida A&M	57 50
												340	H	UMES	72 62
												341	A	Howard	77 64
LAST 12 Division I GAMES:															
179	H	Savannah St.	58 <b>72</b>	336	A	Delaware St.	64 56	229	H	Brown	52 <b>59</b>	334	N	Tennessee Tech	56 <b>62</b>
337	A	Coppin St.	62 53	287	A	UMBC	54 46	23	A	Chattanooga	40 <b>55</b>	201	H	Stony Brook	48 <b>50</b>
341	A	Howard	77 64												
262	H	Bethune-Cookman	48 <b>55</b>												
338	H	Florida A&M	57 50												
340	H	UMES	72 62												

Non-Div I Games: Wesley 90 50 Washington Adventis66 44

Morgan St.

Average RPI Win:	295	WON-LOST	WINNING	LAST 10	STRENGTH OF	OPP. STRENGTH	TEAM	ADJ.	CONF.	ADJ CONF.
Average RPI Loss:	199	RECORD	PCT. RANK	GAMES	SCHEDULE	OF SCHEDULE	RPI	RPI	RPI	RPI
DIV. I ONLY	7- 15	267	1- 4	329	297	304	304	27	27	
DIV. I NON-CONF.	2- 9	297	0- 3	304	256	335	335	27	27	
TOTALS	RPI 1-25	RPI 26-50	W-L RECORDS	RPI 51-100	RPI 101-150	RPI 150+				
7- 15	0- 1	0- 0	OVERALL	0- 2	1- 1	6- 11				
5- 2	0- 0	0- 0	HOME	0- 0	1- 0	4- 2				
2- 13	0- 0	0- 0	AWAY	0- 1	0- 1	2- 0				
0- 0	0- 0	0- 0	NEUTRAL	0- 0	0- 0	0- 0				
2- 9	0- 1	0- 0	NON-CONFERENCE	0- 2	0- 0	2- 6				
2- 1	0- 0	0- 0	HOME	0- 0	0- 0	2- 1				
0- 8	0- 1	0- 0	AWAY	0- 2	0- 0	0- 5				
0- 0	0- 0	0- 0	NEUTRAL	0- 0	0- 0	0- 0				
5- 6	0- 0	0- 0	CONFERENCE	0- 0	1- 1	4- 5				
3- 1	0- 0	0- 0	HOME	0- 0	1- 0	2- 1				
2- 5	0- 0	0- 0	AWAY	0- 0	0- 1	2- 4				
0- 0	0- 0	0- 0	NEUTRAL	0- 0	0- 0	0- 0				

RPI 1-25				RPI 26-50				RPI 51-100				RPI 101+ Team's RPI: 304			
RPI	S	Opponent	Score	RPI	S	Opponent	Score	RPI	S	Opponent	Score	RPI	S	Opponent	Score
4	A	Maryland	45 109					75	A	Fordham	37 61	136	A	Central Conn. St.	49 60
								80	A	North Carolina St.	60 85	136	H	Central Conn. St.	54 50
												156	H	Bucknell	49 74
												191	A	Sacred Heart	64 71
												199	A	Robert Morris	44 66
												199	H	Robert Morris	44 68
												234	A	Davidson	62 67
												246	A	Campbell	42 60
												247	A	Niagara	60 78
												252	A	Loyola Maryland	49 56
												301	A	LIU Brooklyn	76 69
												309	A	St. Francis Brooklyn	46 52
												309	H	St. Francis Brooklyn	56 48
												322	H	Saint Francis (PA)	74 64
												324	A	Fairleigh Dickinson	56 78
												325	A	Wagner	60 58
												336	H	Delaware St.	73 64
												337	H	Coppin St.	81 65
												340	A	UMES	43 58
LAST 12 Division I GAMES:															
136	A	Central Conn. St.	49 60	191	A	Sacred Heart	64 71								
136	H	Central Conn. St.	54 50	199	H	Robert Morris	44 68								
156	H	Bucknell	49 74	322	H	Saint Francis (PA)	74 64								
75	A	Fordham	37 61	324	A	Fairleigh Dickinson	56 78								
80	A	North Carolina St.	60 85	301	A	LIU Brooklyn	76 69								
309	A	St. Francis Brooklyn	46 52	309	H	St. Francis Brooklyn	56 48								

Non-Div I Games:

Mt. St. Mary's

■ Loss, 
 ■ Non-Conf, 
 ■ S Site, 
 ■ H Home 
 ■ A Away 
 N Neutral

Average RPI Win:	279	WON-LOST	WINNING	LAST 10	STRENGTH OF	OPP. STRENGTH	TEAM	ADJ.	CONF.	ADJ CONF.
Average RPI Loss:	190	RECORD	PCT. RANK	GAMES	SCHEDULE	OF SCHEDULE	RPI	RPI	RPI	RPI
DIV. I ONLY	5- 17	305	2- 3	264	319	321	321	26	26	
DIV. I NON-CONF.	3- 8	263	0- 1	187	296	295	295	26	26	
TOTALS	RPI 1-25	RPI 26-50	W-L RECORDS	RPI 51-100	RPI 101-150	RPI 150+				
5- 17	0- 0	0- 0	OVERALL	0- 2	0- 4	5- 11				
4- 6	0- 0	0- 0	HOME	0- 1	0- 0	4- 5				
1- 10	0- 0	0- 0	AWAY	0- 1	0- 4	1- 5				
0- 1	0- 0	0- 0	NEUTRAL	0- 0	0- 0	0- 1				
3- 8	0- 0	0- 0	NON-CONFERENCE	0- 2	0- 4	3- 2				
3- 2	0- 0	0- 0	HOME	0- 1	0- 0	3- 1				
0- 5	0- 0	0- 0	AWAY	0- 1	0- 4	0- 0				
0- 1	0- 0	0- 0	NEUTRAL	0- 0	0- 0	0- 1				
2- 9	0- 0	0- 0	CONFERENCE	0- 0	0- 0	2- 9				
1- 4	0- 0	0- 0	HOME	0- 0	0- 0	1- 4				
1- 5	0- 0	0- 0	AWAY	0- 0	0- 0	1- 5				
0- 0	0- 0	0- 0	NEUTRAL	0- 0	0- 0	0- 0				

RPI 1-25				RPI 26-50				RPI 51-100				RPI 101+				Team's RPI: 321
RPI	S	Opponent	Score	RPI	S	Opponent	Score	RPI	S	Opponent	Score	RPI	S	Opponent	Score	
								52	H	Ohio	60	104	A	Wright St.	68	
								92	A	Illinois	44	128	A	Kennesaw St.	60	
												135	A	Southern Ill.	63	
												148	A	Ball St.	59	
												152	H	UT Martin	85	
												170	A	Jacksonville St.	73	
												180	A	SIUE	52	
												198	H	Belmont	68	
												213	A	Morehead St.	63	
												225	H	Tennessee St.	72	
												237	H	Evansville	83	
												242	H	Jacksonville	80	
												248	H	Lipscomb	74	
												254	A	Austin Peay	98	
												268	H	Eastern Ky.	59	
												289	N	Jackson St.	81	
												303	A	Eastern Ill.	59	
												305	H	Southeast Mo. St.	86	
												334	A	Tennessee Tech	69	
												344	H	Alabama A&M	102	
LAST 12 Division I GAMES:																
				289	N	Jackson St.	81					268	H	Eastern Ky.	59	
				254	A	Austin Peay	98					198	H	Belmont	68	
				305	H	Southeast Mo. St.	86					225	H	Tennessee St.	72	
				152	H	UT Martin	85					170	A	Jacksonville St.	73	
				303	A	Eastern Ill.	59					334	A	Tennessee Tech	69	
				180	A	SIUE	52					213	A	Morehead St.	63	

Non-Div I Games: Brescia 118 50 Blackburn 110 31

Murray St.

Loss, Non-Conf, S Site, H Home A Away N Neutral

Average RPI Win:	281	WON-LOST	WINNING	LAST 10	STRENGTH OF	OPP. STRENGTH	TEAM	ADJ.	CONF.	ADJ CONF.
Average RPI Loss:	143	RECORD	PCT. RANK	GAMES	SCHEDULE	OF SCHEDULE	RPI	RPI	RPI	RPI
DIV. I ONLY	11- 10	159	5- 4	312	253	219	219	31	31	
DIV. I NON-CONF.	5- 6	177	0- 3	183	123	163	163	29	29	
TOTALS	RPI 1-25	RPI 26-50	W-L RECORDS	RPI 51-100	RPI 101-150	RPI 150+				
11- 10	0- 2	0- 0	OVERALL	0- 2	0- 3	11- 3				
6- 2	0- 0	0- 0	HOME	0- 0	0- 1	6- 1				
3- 8	0- 2	0- 0	AWAY	0- 2	0- 2	3- 2				
2- 0	0- 0	0- 0	NEUTRAL	0- 0	0- 0	2- 0				
5- 6	0- 2	0- 0	NON-CONFERENCE	0- 1	0- 3	5- 0				
2- 1	0- 0	0- 0	HOME	0- 0	0- 1	2- 0				
1- 5	0- 2	0- 0	AWAY	0- 1	0- 2	1- 0				
2- 0	0- 0	0- 0	NEUTRAL	0- 0	0- 0	2- 0				
6- 4	0- 0	0- 0	CONFERENCE	0- 1	0- 0	6- 3				
4- 1	0- 0	0- 0	HOME	0- 0	0- 0	4- 1				
2- 3	0- 0	0- 0	AWAY	0- 1	0- 0	2- 2				
0- 0	0- 0	0- 0	NEUTRAL	0- 0	0- 0	0- 0				

RPI 1-25				RPI 26-50				RPI 51-100				RPI 101+ Team's RPI: 219			
RPI	S	Opponent	Score	RPI	S	Opponent	Score	RPI	S	Opponent	Score	RPI	S	Opponent	Score
13	A	Duke	36 87					91	A	Hampton	48 54	120	A	VCU	51 60
23	A	Chattanooga	43 58					99	A	Southern Miss.	48 72	139	H	William & Mary	57 59
												150	A	Appalachian St.	70 72
												178	N	Oral Roberts	47 38
												179	A	Savannah St.	53 48
												179	H	Savannah St.	56 59
												212	H	Navy	52 47
												234	A	Davidson	62 57
												277	A	Norfolk St.	75 76
												279	H	South Carolina St.	59 48
												327	H	UNC Asheville	63 46
												332	H	N.C. Central	58 33
												334	N	Tennessee Tech	54 49
												336	H	Delaware St.	79 38
												337	H	Coppin St.	67 49
												340	A	UMES	43 58
												341	A	Howard	80 69
LAST 12 Division I GAMES:															
332	H	N.C. Central	58 33	279	H	South Carolina St.	59 48								
179	A	Savannah St.	53 48	179	H	Savannah St.	56 59								
337	H	Coppin St.	67 49	13	A	Duke	36 87								
336	H	Delaware St.	79 38	120	A	VCU	51 60								
277	A	Norfolk St.	75 76	23	A	Chattanooga	43 58								
91	A	Hampton	48 54	334	N	Tennessee Tech	54 49								

Non-Div I Games: Guilford 87 41 Johnson C. Smith 76 45

N.C. A&amp;T

Loss, Non-Conf, S Site, H Home A Away N Neutral

N.C. Central

Through Games Of Feb. 8, 2015

Average RPI Win:	322	WON-LOST	WINNING	LAST 10	STRENGTH OF	OPP. STRENGTH	TEAM	ADJ.	CONF.	ADJ CONF.
Average RPI Loss:	220	RECORD	PCT. RANK	GAMES	SCHEDULE	OF SCHEDULE	RPI	RPI	RPI	RPI
DIV. I ONLY	6- 15	287	4- 5	337	336	332	332	31	31	
DIV. I NON-CONF.	2- 9	297	0- 3	261	315	322	322	29	29	
TOTALS	RPI 1-25	RPI 26-50	W-L RECORDS	RPI 51-100	RPI 101-150	RPI 150+				
6- 15	0- 1	0- 1	OVERALL	0- 1	0- 0	6- 12				
5- 4	0- 0	0- 0	HOME	0- 0	0- 0	5- 4				
1- 11	0- 1	0- 1	AWAY	0- 1	0- 0	1- 8				
0- 0	0- 0	0- 0	NEUTRAL	0- 0	0- 0	0- 0				
2- 9	0- 1	0- 1	NON-CONFERENCE	0- 0	0- 0	2- 7				
1- 3	0- 0	0- 0	HOME	0- 0	0- 0	1- 3				
1- 6	0- 1	0- 1	AWAY	0- 0	0- 0	1- 4				
0- 0	0- 0	0- 0	NEUTRAL	0- 0	0- 0	0- 0				
4- 6	0- 0	0- 0	CONFERENCE	0- 1	0- 0	4- 5				
4- 1	0- 0	0- 0	HOME	0- 0	0- 0	4- 1				
0- 5	0- 0	0- 0	AWAY	0- 1	0- 0	0- 4				
0- 0	0- 0	0- 0	NEUTRAL	0- 0	0- 0	0- 0				

RPI 1-25				RPI 26-50				RPI 51-100				RPI 101+ Team's RPI: 332			
RPI	S	Opponent	Score	RPI	S	Opponent	Score	RPI	S	Opponent	Score	RPI	S	Opponent	Score
5	A	South Carolina	26 90	26	A	Syracuse	25 70	91	A	Hampton	36 75	179	H	Savannah St.	61 82
												206	A	Virginia Tech	44 80
												215	H	Winthrop	63 71
												219	A	N.C. A&T	33 58
												235	H	Presbyterian	33 45
												246	A	Campbell	60 65
												277	A	Norfolk St.	58 82
												279	H	South Carolina St.	56 54
												297	A	Gardner-Webb	53 73
												308	H	Wofford	55 69
												313	A	Coastal Caro.	52 67
												315	A	Western Caro.	64 59
												327	H	UNC Asheville	55 52
												336	H	Delaware St.	66 59
												337	H	Coppin St.	59 58
												338	H	Florida A&M	59 48
												340	A	UMES	61 71
												341	A	Howard	65 70
LAST 12 Division I GAMES:															
219	A	N.C. A&T	33 58	179	H	Savannah St.	61 82								
338	H	Florida A&M	59 48	279	H	South Carolina St.	56 54								
336	H	Delaware St.	66 59	308	H	Wofford	55 69								
337	H	Coppin St.	59 58	235	H	Presbyterian	33 45								
91	A	Hampton	36 75	313	A	Coastal Caro.	52 67								
277	A	Norfolk St.	58 82	26	A	Syracuse	25 70								

Non-Div I Games: Bluefield St. 63 66

N.C. Central

Loss, Non-Conf, S Site, H Home A Away N Neutral

Average RPI Win:	292	WON-LOST	WINNING	LAST 10	STRENGTH OF	OPP. STRENGTH	TEAM	ADJ.	CONF.	ADJ CONF.
Average RPI Loss:	181	RECORD	PCT. RANK	GAMES	SCHEDULE	OF SCHEDULE	RPI	RPI	RPI	RPI
DIV. I ONLY	8- 15	258	3- 6	320	260	295	295	32	32	
DIV. I NON-CONF.	8- 15	232	3- 8	312	279	299	299	33	33	
TOTALS	RPI 1-25	RPI 26-50	W-L RECORDS	RPI 51-100	RPI 101-150	RPI 150+				
8- 15	0- 0	0- 1	OVERALL	0- 3	0- 1	8- 10				
5- 6	0- 0	0- 0	HOME	0- 2	0- 1	5- 3				
3- 8	0- 0	0- 1	AWAY	0- 1	0- 0	3- 6				
0- 1	0- 0	0- 0	NEUTRAL	0- 0	0- 0	0- 1				
8- 15	0- 0	0- 1	NON-CONFERENCE	0- 3	0- 1	8- 10				
5- 6	0- 0	0- 0	HOME	0- 2	0- 1	5- 3				
3- 8	0- 0	0- 1	AWAY	0- 1	0- 0	3- 6				
0- 1	0- 0	0- 0	NEUTRAL	0- 0	0- 0	0- 1				
0- 0	0- 0	0- 0	CONFERENCE	0- 0	0- 0	0- 0				
0- 0	0- 0	0- 0	HOME	0- 0	0- 0	0- 0				
0- 0	0- 0	0- 0	AWAY	0- 0	0- 0	0- 0				
0- 0	0- 0	0- 0	NEUTRAL	0- 0	0- 0	0- 0				

RPI 1-25				RPI 26-50				RPI 51-100				RPI 101+				Team's RPI: 295
RPI	S	Opponent	Score	RPI	S	Opponent	Score	RPI	S	Opponent	Score	RPI	S	Opponent	Score	
				43	A	Seton Hall	62 74	83	A	St. John's (NY)	42 66	118	H	Hofstra	47 62	
								90	H	Penn	29 59	151	A	Clemson	47 64	
								100	H	Lehigh	54 74	159	A	Harvard	54 66	
												174	A	Dartmouth	63 68	
												193	A	New Hampshire	56 61	
												194	A	Fla. Atlantic	65 57	
												207	A	Lafayette	50 66	
												211	H	Tex.-Pan American	59 54	
												229	A	Brown	39 67	
												243	N	North Dakota St.	48 60	
												291	H	Columbia	38 45	
												301	H	LIU Brooklyn	48 57	
												308	A	Wofford	76 50	
												309	H	St. Francis Brooklyn	57 50	
												323	H	Binghamton	52 48	
												324	A	Fairleigh Dickinson	68 64	
												325	H	Wagner	60 54	
												336	H	Delaware St.	54 56	
												339	H	Chicago St.	59 48	
LAST 12 Division I GAMES:																
336	H	Delaware St.	54 56	339	H	Chicago St.	59 48									
90	H	Penn	29 59	308	A	Wofford	76 50									
229	A	Brown	39 67	151	A	Clemson	47 64									
159	A	Harvard	54 66	207	A	Lafayette	50 66									
291	H	Columbia	38 45	43	A	Seton Hall	62 74									
211	H	Tex.-Pan American	59 54	83	A	St. John's (NY)	42 66									

Non-Div I Games: St. Joseph (VT) 92 39

NJIT

■ Loss, 
 ■ Non-Conf, 
 ■ S Site, 
 ■ H Home 
 ■ A Away 
 N Neutral



Average RPI Win: <b>239</b>	WON-LOST	WINNING	LAST 10	STRENGTH OF	OPP. STRENGTH	TEAM	ADJ.	CONF.	ADJ CONF.
Average RPI Loss: <b>162</b>	RECORD	PCT. RANK	GAMES	SCHEDULE	OF SCHEDULE	RPI	RPI	RPI	RPI
DIV. I ONLY	<b>12- 10</b>	<b>145</b>	<b>6- 4</b>	<b>272</b>	<b>238</b>	<b>212</b>	<b>212</b>	<b>19</b>	<b>19</b>
DIV. I NON-CONF.	<b>5- 5</b>	<b>158</b>	<b>0- 0</b>	<b>332</b>	<b>257</b>	<b>276</b>	<b>276</b>	<b>21</b>	<b>21</b>
TOTALS	RPI 1-25	RPI 26-50	W-L RECORDS	RPI 51-100	RPI 101-150	RPI 150+			
12- 10	0- 0	0- 0	OVERALL	1- 3	1- 2	10- 5			
8- 4	0- 0	0- 0	HOME	1- 1	0- 1	7- 2			
4- 6	0- 0	0- 0	AWAY	0- 2	1- 1	3- 3			
0- 0	0- 0	0- 0	NEUTRAL	0- 0	0- 0	0- 0			
5- 5	0- 0	0- 0	NON-CONFERENCE	0- 2	0- 1	5- 2			
5- 1	0- 0	0- 0	HOME	0- 1	0- 0	5- 0			
0- 4	0- 0	0- 0	AWAY	0- 1	0- 1	0- 2			
0- 0	0- 0	0- 0	NEUTRAL	0- 0	0- 0	0- 0			
7- 5	0- 0	0- 0	CONFERENCE	1- 1	1- 1	5- 3			
3- 3	0- 0	0- 0	HOME	1- 0	0- 1	2- 2			
4- 2	0- 0	0- 0	AWAY	0- 1	1- 0	3- 1			
0- 0	0- 0	0- 0	NEUTRAL	0- 0	0- 0	0- 0			

RPI S	Opponent	Score	RPI S	Opponent	Score	RPI S	Opponent	Score	RPI S	Opponent	Score	Team's RPI: 212
						90	H Penn	51 60	108	A Army	53 50	
						94	A Elon	56 69	108	H Army	46 58	
						96	A American	49 59	126	A Oregon	64 72	
						100	H Lehigh	47 44	156	H Bucknell	42 44	
									188	H Holy Cross	44 60	
									207	A Lafayette	65 60	
									207	H Lafayette	65 52	
									216	H George Mason	84 79	
									217	H Towson	55 51	
									219	A N.C. A&T	47 52	
									252	A Loyola Maryland	49 55	
									276	A Colgate	65 63	
									292	A Portland St.	50 56	
									296	A Boston U.	61 55	
									296	H Boston U.	48 40	
									302	H Grand Canyon	60 51	
									307	H UNC Greensboro	71 64	
									333	H Saint Peter's	71 35	
LAST 12 Division I GAMES:												
108	H Army	46 58	276	A Colgate	65 63							
296	H Boston U.	48 40	156	H Bucknell	42 44							
207	A Lafayette	65 60	108	A Army	53 50							
96	A American	49 59	296	A Boston U.	61 55							
188	H Holy Cross	44 60	207	H Lafayette	65 52							
100	H Lehigh	47 44	252	A Loyola Maryland	49 55							

Non-Div I Games: Mary Washington 79 59

Navy

## Nebraska

Through Games Of Feb. 8, 2015

Average RPI Win: 133		WON-LOST	WINNING	LAST 10	STRENGTH OF	OPP. STRENGTH	TEAM	ADJ.	CONF.	ADJ CONF.
Average RPI Loss: 41		RECORD	PCT. RANK	GAMES	SCHEDULE	OF SCHEDULE	RPI	RPI	RPI	RPI
DIV. I ONLY		17- 6	48	7- 3	50	9	30	30	4	4
DIV. I NON-CONF.		10- 1	16	0- 0	151	68	28	28	2	2
TOTALS		RPI 1-25	RPI 26-50		W-L RECORDS		RPI 51-100	RPI 101-150	RPI 150+	
17- 6	1- 3	1- 2		OVERALL		6- 0	3- 0	6- 1		
11- 1	1- 1	1- 0		HOME		2- 0	1- 0	6- 0		
6- 5	0- 2	0- 2		AWAY		4- 0	2- 0	0- 1		
0- 0	0- 0	0- 0		NEUTRAL		0- 0	0- 0	0- 0		
10- 1	1- 0	0- 0		NON-CONFERENCE		3- 0	1- 0	5- 1		
7- 0	1- 0	0- 0		HOME		0- 0	1- 0	5- 0		
3- 1	0- 0	0- 0		AWAY		3- 0	0- 0	0- 1		
0- 0	0- 0	0- 0		NEUTRAL		0- 0	0- 0	0- 0		
7- 5	0- 3	1- 2		CONFERENCE		3- 0	2- 0	1- 0		
4- 1	0- 1	1- 0		HOME		2- 0	0- 0	1- 0		
3- 4	0- 2	0- 2		AWAY		1- 0	2- 0	0- 0		
0- 0	0- 0	0- 0		NEUTRAL		0- 0	0- 0	0- 0		

RPI	S	Opponent	Score	RPI	S	Opponent	Score	Team's RPI: 30	RPI	S	Opponent	Score	RPI	S	Opponent	Score
4	A	Maryland	47 59	37	A	Rutgers	43 46		59	A	Washington St.	82 61	105	A	Michigan St.	71 67
4	H	Maryland	47 75	38	A	Minnesota	69 72		60	A	Creighton	60 57	129	A	Wisconsin	89 72
6	A	Iowa	72 78	45	H	Michigan	75 60		85	A	UCLA	71 66	147	H	Bakersfield	54 45
13	H	Duke	60 54						86	H	Purdue	69 59	155	A	Alabama	51 53
									92	A	Illinois	58 53	172	H	Penn St.	73 45
									92	H	Illinois	59 57	182	H	High Point	83 57
													196	H	Pepperdine	100 65
													221	H	Northern Colo.	63 56
													239	H	Utah	66 43
													331	H	Alcorn	83 49
LAST 12 Division I GAMES:																
4	A	Maryland	47 59	86	H	Purdue	69 59									
37	A	Rutgers	43 46	172	H	Penn St.	73 45									
45	H	Michigan	75 60	92	A	Illinois	58 53									
92	H	Illinois	59 57	105	A	Michigan St.	71 67									
6	A	Iowa	72 78	4	H	Maryland	47 75									
129	A	Wisconsin	89 72	38	A	Minnesota	69 72									

Non-Div I Games:

Nebraska

■ Loss, 
 ■ Non-Conf, S Site, 
 ■ Home 
 ■ Away 
 N Neutral

Average RPI Win:	305	WON-LOST	WINNING	LAST 10	STRENGTH OF	OPP. STRENGTH	TEAM	ADJ.	CONF.	ADJ CONF.
Average RPI Loss:	123	RECORD	PCT. RANK	GAMES	SCHEDULE	OF SCHEDULE	RPI	RPI	RPI	RPI
DIV. I ONLY	5- 15	297	0- 2	179	143	269	269	21	21	
DIV. I NON-CONF.	3- 7	250	0- 1	115	112	223	223	19	19	
TOTALS	RPI 1-25	RPI 26-50	W-L RECORDS	RPI 51-100	RPI 101-150	RPI 150+				
5- 15	0- 2	0- 2	OVERALL	0- 3	0- 3	5- 5				
3- 6	0- 0	0- 1	HOME	0- 2	0- 1	3- 2				
2- 7	0- 1	0- 1	AWAY	0- 1	0- 1	2- 3				
0- 2	0- 1	0- 0	NEUTRAL	0- 0	0- 1	0- 0				
3- 7	0- 2	0- 0	NON-CONFERENCE	0- 2	0- 3	3- 0				
2- 2	0- 0	0- 0	HOME	0- 1	0- 1	2- 0				
1- 3	0- 1	0- 0	AWAY	0- 1	0- 1	1- 0				
0- 2	0- 1	0- 0	NEUTRAL	0- 0	0- 1	0- 0				
2- 8	0- 0	0- 2	CONFERENCE	0- 1	0- 0	2- 5				
1- 4	0- 0	0- 1	HOME	0- 1	0- 0	1- 2				
1- 4	0- 0	0- 1	AWAY	0- 0	0- 0	1- 3				
0- 0	0- 0	0- 0	NEUTRAL	0- 0	0- 0	0- 0				

RPI 1-25				RPI 26-50				RPI 51-100				RPI 101+ Team's RPI: 269			
RPI	S	Opponent	Score	RPI	S	Opponent	Score	RPI	S	Opponent	Score	RPI	S	Opponent	Score
9	N	Oregon St.	50 73	33	A	Fresno St.	43 65	55	H	Pacific	53 64	102	H	Ole Miss	66 77
17	A	California	54 76	33	H	Fresno St.	44 62	66	A	BYU	60 65	142	N	Toledo	56 65
								73	H	Colorado St.	58 59	145	A	San Francisco	48 63
												204	A	San Diego St.	49 57
												218	H	San Jose St.	77 80
												223	H	Wyoming	45 61
												259	A	Utah St.	57 68
												261	A	UNLV	52 75
												261	H	UNLV	71 62
												274	H	Portland	84 59
												302	A	Grand Canyon	64 52
												342	H	UC Santa Barbara	71 58
												347	A	Air Force	76 53
LAST 12 Division I GAMES:															
102	H	Ole Miss	66 77	259	A	Utah St.	57 68	73	H	Colorado St.	58 59	33	A	Fresno St.	43 65
218	H	San Jose St.	77 80	261	H	UNLV	71 62	347	A	Air Force	76 53	9	N	Oregon St.	50 73
204	A	San Diego St.	49 57	33	H	Fresno St.	44 62								
223	H	Wyoming	45 61												
261	A	UNLV	52 75												
33	H	Fresno St.	44 62												

Non-Div I Games: Cal St. Stanislaus 83 57

Nevada

■ Loss, 
 ■ Non-Conf, 
 ■ S Site, 
 ■ H Home 
 ■ A Away 
 N Neutral

# New Hampshire

Through Games Of Feb. 8, 2015

Average RPI Win:	264	WON-LOST	WINNING	LAST 10	STRENGTH OF	OPP. STRENGTH	TEAM	ADJ.	CONF.	ADJ CONF.
Average RPI Loss:	133	RECORD	PCT. RANK	GAMES	SCHEDULE	OF SCHEDULE	RPI	RPI	RPI	RPI
DIV. I ONLY	13- 9	117	5- 5	301	236	193	193	23	23	
DIV. I NON-CONF.	7- 4	107	0- 1	333	235	199	199	24	24	
TOTALS	RPI 1-25	RPI 26-50	W-L RECORDS	RPI 51-100	RPI 101-150	RPI 150+				
13- 9	0- 0	0- 0	OVERALL	0- 4	1- 3	12- 2				
6- 4	0- 0	0- 0	HOME	0- 1	0- 2	6- 1				
7- 5	0- 0	0- 0	AWAY	0- 3	1- 1	6- 1				
0- 0	0- 0	0- 0	NEUTRAL	0- 0	0- 0	0- 0				
7- 4	0- 0	0- 0	NON-CONFERENCE	0- 1	0- 3	7- 0				
3- 2	0- 0	0- 0	HOME	0- 0	0- 2	3- 0				
4- 2	0- 0	0- 0	AWAY	0- 1	0- 1	4- 0				
0- 0	0- 0	0- 0	NEUTRAL	0- 0	0- 0	0- 0				
6- 5	0- 0	0- 0	CONFERENCE	0- 3	1- 0	5- 2				
3- 2	0- 0	0- 0	HOME	0- 1	0- 0	3- 1				
3- 3	0- 0	0- 0	AWAY	0- 2	1- 0	2- 1				
0- 0	0- 0	0- 0	NEUTRAL	0- 0	0- 0	0- 0				

RPI S	Opponent	Score	RPI S	Opponent	Score	RPI S	Opponent	Score	RPI S	Opponent	Score	Team's RPI: 193
						76	A Albany (NY)	65 76	106	A Boston College	58 64	
						76	H Albany (NY)	48 74	131	A Hartford	65 63	
						82	A Maine	56 87	136	H Central Conn. St.	58 64	
						90	A Penn	39 74	144	H Bryant	54 57	
									174	H Dartmouth	60 44	
									201	A Stony Brook	60 52	
									201	H Stony Brook	52 60	
									229	H Brown	60 57	
									240	H UMass Lowell	58 51	
									280	A Northeastern	63 62	
									287	A UMBC	55 69	
									287	H UMBC	67 45	
									295	H NJIT	61 56	
									296	A Boston U.	67 55	
									317	A Vermont	64 56	
									319	A Manhattan	58 54	
									323	H Binghamton	73 68	
									341	A Howard	78 68	
LAST 12 Division I GAMES:												
			287	A UMBC	55 69		323	H Binghamton	73 68			
			76	H Albany (NY)	48 74		317	A Vermont	64 56			
			201	H Stony Brook	52 60		287	H UMBC	67 45			
			82	A Maine	56 87		76	A Albany (NY)	65 76			
			131	A Hartford	65 63		201	A Stony Brook	60 52			
			240	H UMass Lowell	58 51		144	H Bryant	54 57			

New Hampshire

New Hampshire

Non-Div I Games: Daniel Webster 84 32

New Hampshire

Loss, Non-Conf, S Site, H Home A Away N Neutral

Average RPI Win:	260	WON-LOST	WINNING	LAST 10	STRENGTH OF	OPP. STRENGTH	TEAM	ADJ.	CONF.	ADJ CONF.
Average RPI Loss:	84	RECORD	PCT. RANK	GAMES	SCHEDULE	OF SCHEDULE	RPI	RPI	RPI	RPI
DIV. I ONLY	12- 10	145	8- 2	173	170	154	154	21	21	
DIV. I NON-CONF.	4- 7	219	1- 0	69	144	200	200	19	19	
TOTALS	RPI 1-25	RPI 26-50	W-L RECORDS	RPI 51-100	RPI 101-150	RPI 150+				
12- 10	0- 1	0- 3	OVERALL	0- 3	0- 1	12- 2				
9- 2	0- 0	0- 1	HOME	0- 1	0- 0	9- 0				
3- 6	0- 0	0- 2	AWAY	0- 2	0- 1	3- 1				
0- 2	0- 1	0- 0	NEUTRAL	0- 0	0- 0	0- 1				
4- 7	0- 1	0- 2	NON-CONFERENCE	0- 2	0- 0	4- 2				
4- 2	0- 0	0- 1	HOME	0- 1	0- 0	4- 0				
0- 3	0- 0	0- 1	AWAY	0- 1	0- 0	0- 1				
0- 2	0- 1	0- 0	NEUTRAL	0- 0	0- 0	0- 1				
8- 3	0- 0	0- 1	CONFERENCE	0- 1	0- 1	8- 0				
5- 0	0- 0	0- 0	HOME	0- 0	0- 0	5- 0				
3- 3	0- 0	0- 1	AWAY	0- 1	0- 1	3- 0				
0- 0	0- 0	0- 0	NEUTRAL	0- 0	0- 0	0- 0				

RPI 1-25				RPI 26-50				RPI 51-100				RPI 101+ Team's RPI: 154			
RPI	S	Opponent	Score	RPI	S	Opponent	Score	RPI	S	Opponent	Score	RPI	S	Opponent	Score
24	N	Texas A&M	52 66	28	H	Stanford	65 70	57	A	DePaul	59 97	132	A	Boise St.	65 86
				29	A	Texas	37 86	73	A	Colorado St.	38 44	153	A	New Mexico St.	59 70
				33	A	Fresno St.	65 71	98	H	UC Riverside	62 70	157	H	Cal Poly	84 68
												204	H	San Diego St.	62 53
												211	N	Tex.-Pan American	59 61
												218	A	San Jose St.	64 62
												223	H	Wyoming	60 54
												259	A	Utah St.	56 51
												259	H	Utah St.	60 59
												261	H	UNLV	63 60
												263	H	UTEP	72 57
												284	H	Northern Ariz.	56 37
												296	H	Boston U.	56 49
												347	A	Air Force	70 47
												347	H	Air Force	69 46
LAST 12 Division I GAMES:															
				259	A	Utah St.	56 51					347	A	Air Force	70 47
				347	H	Air Force	69 46					259	H	Utah St.	60 59
				218	A	San Jose St.	64 62					204	H	San Diego St.	62 53
				223	H	Wyoming	60 54					73	A	Colorado St.	38 44
				261	H	UNLV	63 60					33	A	Fresno St.	65 71
				132	A	Boise St.	65 86					284	H	Northern Ariz.	56 37

Non-Div I Games:

New Mexico

■ Loss, 
 ■ Non-Conf, S Site, 
 ■ Home 
 ■ Away 
 N Neutral

Average RPI Win:	253	WON-LOST	WINNING	LAST 10	STRENGTH OF	OPP. STRENGTH	TEAM	ADJ.	CONF.	ADJ CONF.
Average RPI Loss:	170	RECORD	PCT. RANK	GAMES	SCHEDULE	OF SCHEDULE	RPI	RPI	RPI	RPI
DIV. I ONLY	13- 6	67	9- 0	290	306	153	153	30	30	
DIV. I NON-CONF.	5- 6	177	2- 1	180	216	204	204	30	30	
TOTALS	RPI 1-25	RPI 26-50	W-L RECORDS	RPI 51-100	RPI 101-150	RPI 150+				
13- 6	0- 0	0- 0	OVERALL	0- 1	1- 2	12- 3				
7- 2	0- 0	0- 0	HOME	0- 0	1- 0	6- 2				
5- 3	0- 0	0- 0	AWAY	0- 0	0- 0	5- 0				
1- 1	0- 0	0- 0	NEUTRAL	0- 1	0- 0	1- 0				
5- 6	0- 0	0- 0	NON-CONFERENCE	0- 1	0- 2	5- 3				
3- 2	0- 0	0- 0	HOME	0- 0	0- 0	3- 2				
1- 3	0- 0	0- 0	AWAY	0- 0	0- 2	1- 1				
1- 1	0- 0	0- 0	NEUTRAL	0- 1	0- 0	1- 0				
8- 0	0- 0	0- 0	CONFERENCE	0- 0	1- 0	7- 0				
4- 0	0- 0	0- 0	HOME	0- 0	1- 0	3- 0				
4- 0	0- 0	0- 0	AWAY	0- 0	0- 0	4- 0				
0- 0	0- 0	0- 0	NEUTRAL	0- 0	0- 0	0- 0				

RPI 1-25			RPI 26-50			RPI 51-100			RPI 101+			Team's RPI: 153
RPI	S	Opponent	Score	RPI	S	Opponent	Score	RPI	S	Opponent	Score	
						55 N Pacific	62 67	130 A		Sacramento St.	85 93	
								132 A		Boise St.	45 70	
								147 H		Bakersfield	90 78	
								154 H		New Mexico	70 59	
								157 H		Cal Poly	79 65	
								187 H		Cal St. Fullerton	51 66	
								194 N		Fla. Atlantic	57 44	
								211 A		Tex.-Pan American	74 71	
								222 A		Southern Utah	81 64	
								243 H		North Dakota St.	79 59	
								250 H		Weber St.	97 100	
								263 A		UTEP	73 78	
								302 A		Grand Canyon	74 62	
								314 H		Seattle	76 66	
								326 A		Utah Valley	68 58	
								339 H		Chicago St.	70 53	
								343 A		UMKC	60 48	
								343 H		UMKC	78 59	
LAST 12 Division I GAMES:												
343 H		UMKC	78 59	147 H		Bakersfield	90 78					
339 H		Chicago St.	70 53	343 A		UMKC	60 48					
211 A		Tex.-Pan American	74 71	222 A		Southern Utah	81 64					
326 A		Utah Valley	68 58	194 N		Fla. Atlantic	57 44					
302 A		Grand Canyon	74 62	55 N		Pacific	62 67					
314 H		Seattle	76 66	157 H		Cal Poly	79 65					

Non-Div I Games: Eastern N.M. 79 51 Northern N.M. 81 39

New Mexico St.

Loss, Non-Conf, S Site, H Home A Away N Neutral

Average RPI Win:	266	WON-LOST	WINNING	LAST 10	STRENGTH OF	OPP. STRENGTH	TEAM	ADJ.	CONF.	ADJ CONF.
Average RPI Loss:	212	RECORD	PCT. RANK	GAMES	SCHEDULE	OF SCHEDULE	RPI	RPI	RPI	RPI
DIV. I ONLY	2- 16	339	0- 2	268	330	345	345	29	29	
DIV. I NON-CONF.	1- 6	316	0- 0	141	231	298	298	28	28	
TOTALS	RPI 1-25	RPI 26-50	W-L RECORDS	RPI 51-100	RPI 101-150	RPI 150+				
2- 16	0- 0	0- 1	OVERALL	0- 1	0- 0	2- 14				
2- 5	0- 0	0- 1	HOME	0- 0	0- 0	2- 4				
0- 11	0- 0	0- 0	AWAY	0- 0	0- 0	0- 1				
0- 0	0- 0	0- 0	NEUTRAL	0- 0	0- 0	0- 0				
1- 6	0- 0	0- 1	NON-CONFERENCE	0- 1	0- 0	1- 4				
1- 1	0- 0	0- 1	HOME	0- 0	0- 0	1- 0				
0- 5	0- 0	0- 0	AWAY	0- 1	0- 0	0- 4				
0- 0	0- 0	0- 0	NEUTRAL	0- 0	0- 0	0- 0				
1- 10	0- 0	0- 0	CONFERENCE	0- 0	0- 0	1- 10				
1- 4	0- 0	0- 0	HOME	0- 0	0- 0	1- 4				
0- 6	0- 0	0- 0	AWAY	0- 0	0- 0	0- 6				
0- 0	0- 0	0- 0	NEUTRAL	0- 0	0- 0	0- 0				

RPI S	Opponent	Score	RPI S	Opponent	Score	RPI S	Opponent	Score	RPI S	Opponent	Score	Team's RPI: 345
			31 H	Mississippi St.	45 85	69 A	Oklahoma St.	33 84	155 A	Alabama	58 87	
									158 A	Tulsa	55 78	
									161 A	Stephen F. Austin	56 76	
									170 A	Jacksonville St.	51 65	
									189 H	Lamar	54 64	
									231 A	Nicholls St.	40 56	
									238 A	McNeese St.	58 82	
									238 H	McNeese St.	90 86	
									253 A	Central Ark.	44 50	
									253 H	Central Ark.	46 53	
									267 H	A&M-Corpus Christi	46 58	
									286 H	Sam Houston St.	59 75	
									288 A	Houston Baptist	45 63	
									293 H	Kent St.	58 55	
									302 A	Grand Canyon	57 59	
									335 A	Incarinate Word	59 71	
LAST 12 Division I GAMES:												
			335 A	Incarinate Word	59 71		253 H	Central Ark.	46 53			
			253 A	Central Ark.	44 50		288 A	Houston Baptist	45 63			
			238 H	McNeese St.	90 86		161 A	Stephen F. Austin	56 76			
			238 A	McNeese St.	58 82		286 H	Sam Houston St.	59 75			
			231 A	Nicholls St.	40 56		189 H	Lamar	54 64			
			267 H	A&M-Corpus Christi	46 58		293 H	Kent St.	58 55			

Non-Div I Games: West Ala. 54 66 Crowley's Ridge 87 54

New Orleans

Loss, Non-Conf, S Site, H Home A Away N Neutral

## Niagara

Through Games Of Feb. 8, 2015

Average RPI Win:	253	WON-LOST	WINNING	LAST 10	STRENGTH OF	OPP. STRENGTH	TEAM	ADJ.	CONF.	ADJ CONF.
Average RPI Loss:	151	RECORD	PCT. RANK	GAMES	SCHEDULE	OF SCHEDULE	RPI	RPI	RPI	RPI
DIV. I ONLY	10- 13	211	3- 7	282	197	247	247	24	24	
DIV. I NON-CONF.	4- 5	188	0- 0	217	173	201	201	23	23	
TOTALS	RPI 1-25	RPI 26-50	W-L RECORDS	RPI 51-100	RPI 101-150	RPI 150+				
10- 13	0- 0	0- 3	OVERALL	0- 1	1- 3	9- 6				
5- 7	0- 0	0- 1	HOME	0- 0	0- 2	5- 4				
5- 6	0- 0	0- 2	AWAY	0- 1	1- 1	4- 2				
0- 0	0- 0	0- 0	NEUTRAL	0- 0	0- 0	0- 0				
4- 5	0- 0	0- 1	NON-CONFERENCE	0- 1	1- 2	3- 1				
2- 2	0- 0	0- 0	HOME	0- 0	0- 1	2- 1				
2- 3	0- 0	0- 1	AWAY	0- 1	1- 1	1- 0				
0- 0	0- 0	0- 0	NEUTRAL	0- 0	0- 0	0- 0				
6- 8	0- 0	0- 2	CONFERENCE	0- 0	0- 1	6- 5				
3- 5	0- 0	0- 1	HOME	0- 0	0- 1	3- 3				
3- 3	0- 0	0- 1	AWAY	0- 0	0- 0	3- 2				
0- 0	0- 0	0- 0	NEUTRAL	0- 0	0- 0	0- 0				

RPI S	Opponent	Score	RPI S	Opponent	Score	RPI S	Opponent	Score	RPI S	Opponent	Score	Team's RPI: 247
32	A Pittsburgh	54 70	34	A Quinnipiac	66 80	65	A Youngstown St.	61 83	107	H Marist	66 75	
34	H Quinnipiac	68 71							115	A Cleveland St.	76 58	
									140	A Buffalo	64 73	
									141	H St. Bonaventure	60 72	
									162	A Fairfield	66 64	
									162	H Fairfield	66 56	
									168	H Siena	52 56	
									174	H Dartmouth	70 76	
									205	H Iona	72 83	
									241	A Monmouth	59 45	
									249	H Detroit	71 49	
									256	H Canisius	55 66	
									275	A Rider	56 61	
									304	H Mt. St. Mary's	78 60	
									319	A Manhattan	53 46	
									319	H Manhattan	64 36	
									323	A Binghamton	63 52	
									333	A Saint Peter's	58 65	
									333	H Saint Peter's	73 40	
LAST 12 Division I GAMES:												
162	H Fairfield	66 56	241	A Monmouth	59 45							
107	H Marist	66 75	275	A Rider	56 61							
319	A Manhattan	53 46	34	H Quinnipiac	68 71							
333	A Saint Peter's	58 65	168	H Siena	52 56							
205	H Iona	72 83	162	A Fairfield	66 64							
256	H Canisius	55 66	34	A Quinnipiac	66 80							

Non-Div I Games:

Niagara

■ Loss, 
 ■ Non-Conf, 
 ■ S Site, 
 ■ H Home 
 ■ A Away 
 N Neutral



Average RPI Win:	286	WON-LOST	WINNING	LAST 10	STRENGTH OF	OPP. STRENGTH	TEAM	ADJ.	CONF.	ADJ CONF.
Average RPI Loss:	145	RECORD	PCT. RANK	GAMES	SCHEDULE	OF SCHEDULE	RPI	RPI	RPI	RPI
DIV. I ONLY	11- 10	159	8- 2	313	258	231	231	29	29	
DIV. I NON-CONF.	3- 7	250	0- 1	198	78	243	243	28	28	
TOTALS	RPI 1-25	RPI 26-50	W-L RECORDS	RPI 51-100	RPI 101-150	RPI 150+				
11- 10	0- 0	0- 2	OVERALL	0- 2	0- 2	11- 4				
6- 2	0- 0	0- 0	HOME	0- 1	0- 0	6- 1				
3- 6	0- 0	0- 2	AWAY	0- 0	0- 2	3- 2				
2- 2	0- 0	0- 0	NEUTRAL	0- 1	0- 0	2- 1				
3- 7	0- 0	0- 2	NON-CONFERENCE	0- 2	0- 2	3- 1				
1- 1	0- 0	0- 0	HOME	0- 1	0- 0	1- 0				
0- 4	0- 0	0- 2	AWAY	0- 0	0- 2	0- 0				
2- 2	0- 0	0- 0	NEUTRAL	0- 1	0- 0	2- 1				
8- 3	0- 0	0- 0	CONFERENCE	0- 0	0- 0	8- 3				
5- 1	0- 0	0- 0	HOME	0- 0	0- 0	5- 1				
3- 2	0- 0	0- 0	AWAY	0- 0	0- 0	3- 2				
0- 0	0- 0	0- 0	NEUTRAL	0- 0	0- 0	0- 0				

RPI 1-25				RPI 26-50				RPI 51-100				RPI 101+				Team's RPI: 231
RPI	S	Opponent	Score	RPI	S	Opponent	Score	RPI	S	Opponent	Score	RPI	S	Opponent	Score	
				49	A	Tulane	44 77	65	N	Youngstown St.	50 51	119	A	Texas Tech	49 76	
				50	A	Arkansas	52 63	99	H	Southern Miss.	57 89	126	A	Louisiana Tech	62 80	
												189	A	Lamar	62 67	
												203	N	UTSA	57 49	
												220	A	Northwestern St.	71 74	
												238	H	McNeese St.	70 59	
												253	A	Central Ark.	75 72	
												264	N	Houston	47 65	
												267	H	A&M-Corpus Christi	59 75	
												273	A	Abilene Christian	63 39	
												277	N	Norfolk St.	69 64	
												286	H	Sam Houston St.	67 64	
												288	H	Houston Baptist	70 58	
												318	H	South Ala.	66 62	
												335	A	Incarnate Word	69 58	
												335	H	Incarnate Word	67 34	
												345	H	New Orleans	56 40	
LAST 12 Division I GAMES:																
				238	H	McNeese St.	70 59					267	H	A&M-Corpus Christi	59 75	
				335	A	Incarnate Word	69 58					286	H	Sam Houston St.	67 64	
				335	H	Incarnate Word	67 34					273	A	Abilene Christian	63 39	
				345	H	New Orleans	56 40					288	H	Houston Baptist	70 58	
				253	A	Central Ark.	75 72					189	A	Lamar	62 67	
				220	A	Northwestern St.	71 74					99	H	Southern Miss.	57 89	

Non-Div I Games: Southern-N.O. 87 84

Nicholls St.

■ Loss, 
 ■ Non-Conf, 
 ■ S Site, 
 ■ H Home 
 ■ A Away 
 N Neutral

Average RPI Win:	261	WON-LOST	WINNING	LAST 10	STRENGTH OF	OPP. STRENGTH	TEAM	ADJ.	CONF.	ADJ CONF.
Average RPI Loss:	197	RECORD	PCT. RANK	GAMES	SCHEDULE	OF SCHEDULE	RPI	RPI	RPI	RPI
DIV. I ONLY	8- 13	240	6- 4	299	317	277	277	31	31	
DIV. I NON-CONF.	1- 10	330	0- 3	169	259	308	308	29	29	
TOTALS	RPI 1-25	RPI 26-50	W-L RECORDS	RPI 51-100	RPI 101-150	RPI 150+				
8- 13	0- 0	0- 0	OVERALL	1- 1	0- 2	7- 10				
5- 4	0- 0	0- 0	HOME	1- 0	0- 2	4- 2				
3- 7	0- 0	0- 0	AWAY	0- 1	0- 0	3- 6				
0- 2	0- 0	0- 0	NEUTRAL	0- 0	0- 0	0- 2				
1- 10	0- 0	0- 0	NON-CONFERENCE	0- 1	0- 2	1- 7				
0- 3	0- 0	0- 0	HOME	0- 0	0- 2	0- 1				
1- 5	0- 0	0- 0	AWAY	0- 1	0- 0	1- 4				
0- 2	0- 0	0- 0	NEUTRAL	0- 0	0- 0	0- 2				
7- 3	0- 0	0- 0	CONFERENCE	1- 0	0- 0	6- 3				
5- 1	0- 0	0- 0	HOME	1- 0	0- 0	4- 1				
2- 2	0- 0	0- 0	AWAY	0- 0	0- 0	2- 2				
0- 0	0- 0	0- 0	NEUTRAL	0- 0	0- 0	0- 0				

RPI 1-25				RPI 26-50				RPI 51-100				RPI 101+ Team's RPI: 277			
RPI	S	Opponent	Score	RPI	S	Opponent	Score	RPI	S	Opponent	Score	RPI	S	Opponent	Score
								62	A	East Carolina	36 65	118	H	Hofstra	47 64
								91	H	Hampton	71 66	137	H	Marshall	71 73
												179	A	Savannah St.	54 56
												186	A	Radford	65 74
												188	N	Holy Cross	62 63
												201	A	Stony Brook	46 52
												206	A	Virginia Tech	49 60
												213	H	Morehead St.	66 83
												219	H	N.C. A&T	76 75
												225	A	Tennessee St.	65 58
												228	A	USC Upstate	58 70
												231	N	Nicholls St.	64 69
												262	A	Bethune-Cookman	53 40
												279	A	South Carolina St.	75 79
												283	H	Morgan St.	68 63
												332	H	N.C. Central	82 58
												337	H	Coppin St.	56 58
												338	A	Florida A&M	68 50
												341	H	Howard	90 71
LAST 12 Division I GAMES:															
				341	H	Howard	90 71					262	A	Bethune-Cookman	53 40
				91	H	Hampton	71 66					338	A	Florida A&M	68 50
				179	A	Savannah St.	54 56					337	H	Coppin St.	56 58
				279	A	South Carolina St.	75 79					228	A	USC Upstate	58 70
				219	H	N.C. A&T	76 75					201	A	Stony Brook	46 52
				332	H	N.C. Central	82 58					188	N	Holy Cross	62 63

Non-Div I Games:

Norfolk St.

# North Carolina

Through Games Of Feb. 8, 2015

Average RPI Win:	118	WON-LOST	WINNING	LAST 10	STRENGTH OF	OPP. STRENGTH	TEAM	ADJ.	CONF.	ADJ CONF.
Average RPI Loss:	17	RECORD	PCT. RANK	GAMES	SCHEDULE	OF SCHEDULE	RPI	RPI	RPI	RPI
DIV. I ONLY	19- 5	29	6- 4	21	14	20	20	2	2	
DIV. I NON-CONF.	13- 1	5	2- 0	22	57	5	5	4	4	
TOTALS	RPI 1-25	RPI 26-50	W-L RECORDS	RPI 51-100	RPI 101-150	RPI 150+				
19- 5	0- 3	2- 2	OVERALL	8- 0	5- 0	4- 0				
9- 3	0- 3	0- 0	HOME	5- 0	3- 0	1- 0				
6- 2	0- 0	1- 2	AWAY	1- 0	2- 0	2- 0				
4- 0	0- 0	1- 0	NEUTRAL	2- 0	0- 0	1- 0				
13- 1	0- 1	2- 0	NON-CONFERENCE	5- 0	4- 0	2- 0				
6- 1	0- 1	0- 0	HOME	3- 0	2- 0	1- 0				
3- 0	0- 0	1- 0	AWAY	0- 0	2- 0	0- 0				
4- 0	0- 0	1- 0	NEUTRAL	2- 0	0- 0	1- 0				
6- 4	0- 2	0- 2	CONFERENCE	3- 0	1- 0	2- 0				
3- 2	0- 2	0- 0	HOME	2- 0	1- 0	0- 0				
3- 2	0- 0	0- 2	AWAY	1- 0	0- 0	2- 0				
0- 0	0- 0	0- 0	NEUTRAL	0- 0	0- 0	0- 0				

RPI 1-25				Team's RPI: 20				RPI 26-50				RPI 51-100				RPI 101+			
RPI	S	Opponent	Score					RPI	S	Opponent	Score					RPI	S	Opponent	Score
3	H	Notre Dame	79	89				26	A	Syracuse	56	61				69	H	Oklahoma St.	79 77
9	H	Oregon St.	55	70				28	N	Stanford	70	54				76	H	Albany (NY)	71 56
13	H	Duke	67	74				32	A	Pittsburgh	59	84				80	A	North Carolina St.	67 63
								37	A	Rutgers	96	93				80	H	North Carolina St.	72 56
																80	H	Georgia Tech	96 81
																82	N	Maine	65 36
																85	H	UCLA	84 68
																94	N	Elon	85 67
LAST 12 Division I GAMES:																			
206	A	Virginia Tech	74	52				3	H	Notre Dame	79	89							
26	A	Syracuse	56	61				80	H	Georgia Tech	96	81							
106	H	Boston College	72	60				32	A	Pittsburgh	59	84							
13	H	Duke	67	74				80	H	North Carolina St.	72	56							
80	A	North Carolina St.	67	63				122	H	East Tenn. St.	95	62							
151	A	Clemson	78	56				76	H	Albany (NY)	71	56							

Non-Div I Games:

North Carolina

Loss, Non-Conf, S Site, H Home A Away N Neutral

Average RPI Win: 191		WON-LOST	WINNING	LAST 10	STRENGTH OF	OPP. STRENGTH	TEAM	ADJ.	CONF.	ADJ CONF.
Average RPI Loss: 39		RECORD	PCT. RANK	GAMES	SCHEDULE	OF SCHEDULE	RPI	RPI	RPI	RPI
DIV. I ONLY		13- 10	136	4- 6	42	50	80	80	2	2
DIV. I NON-CONF.		9- 4	84	1- 1	95	152	74	74	4	4
TOTALS		RPI 1-25	RPI 26-50		W-L RECORDS		RPI 51-100	RPI 101-150	RPI 150+	
13- 10	0- 4	0- 4		OVERALL		2- 2	1- 0	10- 0		
10- 3	0- 1	0- 2		HOME		2- 0	0- 0	8- 0		
2- 6	0- 0	0- 0		AWAY		0- 0	0- 0	2- 0		
1- 1	0- 1	0- 0		NEUTRAL		0- 0	1- 0	0- 0		
9- 4	0- 1	0- 2		NON-CONFERENCE		2- 1	1- 0	6- 0		
7- 1	0- 0	0- 1		HOME		2- 0	0- 0	5- 0		
1- 2	0- 0	0- 1		AWAY		0- 1	0- 0	1- 0		
1- 1	0- 1	0- 0		NEUTRAL		0- 0	1- 0	0- 0		
4- 6	0- 3	0- 2		CONFERENCE		0- 1	0- 0	4- 0		
3- 2	0- 1	0- 1		HOME		0- 0	0- 0	3- 0		
1- 4	0- 2	0- 1		AWAY		0- 1	0- 0	1- 0		
0- 0	0- 0	0- 0		NEUTRAL		0- 0	0- 0	0- 0		

RPI 1-25					
RPI	S	Opponent	Score		
7	A	Louisville	58	65	
15	N	George Washington	66	74	
20	A	North Carolina	56	72	
20	H	North Carolina	63	67	

RPI 26-50					
RPI	S	Opponent	Score		
26	A	Syracuse	49	66	
32	H	Pittsburgh	50	60	
38	H	Minnesota	55	60	
49	A	Tulane	51	60	

RPI 51-100					
RPI	S	Opponent	Score		
87	A	Villanova	65	74	
88	H	Liberty	67	64	
94	H	Elon	84	51	
97	A	Virginia	63	71	

Team's RPI: 80					
RPI	S	Opponent	Score		
119	N	Texas Tech	75	42	
151	H	Clemson	76	50	
177	A	Wake Forest	78	70	
177	H	Wake Forest	71	55	
182	H	High Point	66	62	
195	A	Charlotte	70	63	
206	H	Virginia Tech	73	59	
225	H	Tennessee St.	84	55	
234	H	Davidson	82	66	
304	H	Mt. St. Mary's	85	60	
337	H	Coppin St.	81	61	

LAST 12 Division I GAMES:					
177	H	Wake Forest	71	55	
32	H	Pittsburgh	50	60	
97	A	Virginia	63	71	
26	A	Syracuse	49	66	
20	H	North Carolina	63	67	
177	A	Wake Forest	78	70	
7	A	Louisville	58	65	
151	H	Clemson	76	50	
206	H	Virginia Tech	73	59	
20	A	North Carolina	56	72	
87	A	Villanova	65	74	
234	H	Davidson	82	66	

Non-Div I Games:

North Carolina St.

Loss, Non-Conf, S Site, H Home A Away N Neutral

# North Dakota

Through Games Of Feb. 8, 2015

Average RPI Win:	233	WON-LOST	WINNING	LAST 10	STRENGTH OF	OPP. STRENGTH	TEAM	ADJ.	CONF.	ADJ CONF.
Average RPI Loss:	148	RECORD	PCT. RANK	GAMES	SCHEDULE	OF SCHEDULE	RPI	RPI	RPI	RPI
DIV. I ONLY	14- 7	74	7- 3	244	242	110	110	22	22	
DIV. I NON-CONF.	6- 4	132	0- 1	234	249	128	128	22	22	
TOTALS	RPI 1-25	RPI 26-50	W-L RECORDS	RPI 51-100	RPI 101-150	RPI 150+				
14- 7	0- 0	0- 1	OVERALL	0- 1	1- 2	13- 3				
7- 1	0- 0	0- 1	HOME	0- 0	1- 0	6- 0				
6- 6	0- 0	0- 0	AWAY	0- 1	0- 2	6- 3				
1- 0	0- 0	0- 0	NEUTRAL	0- 0	0- 0	1- 0				
6- 4	0- 0	0- 1	NON-CONFERENCE	0- 1	0- 1	6- 1				
1- 1	0- 0	0- 1	HOME	0- 0	0- 0	1- 0				
4- 3	0- 0	0- 0	AWAY	0- 1	0- 1	4- 1				
1- 0	0- 0	0- 0	NEUTRAL	0- 0	0- 0	1- 0				
8- 3	0- 0	0- 0	CONFERENCE	0- 0	1- 1	7- 2				
6- 0	0- 0	0- 0	HOME	0- 0	1- 0	5- 0				
2- 3	0- 0	0- 0	AWAY	0- 0	0- 1	2- 2				
0- 0	0- 0	0- 0	NEUTRAL	0- 0	0- 0	0- 0				

RPI 1-25			RPI 26-50			RPI 51-100			RPI 101+			Team's RPI: 110
RPI	S	Opponent	Score	RPI	S	Opponent	Score	RPI	S	Opponent	Score	
				38	H	Minnesota	55 68	72	A	South Dakota	81 86	
								114	H	Montana	59 52	
								124	A	Colorado	59 68	
								130	A	Sacramento St.	86 93	
								151	A	Clemson	67 72	
								167	H	Eastern Wash.	96 82	
								208	H	Idaho	68 62	
								209	H	Montana St.	82 74	
								217	A	Towson	54 52	
								221	A	Northern Colo.	68 58	
								222	H	Southern Utah	67 52	
								227	A	Idaho St.	69 75	
								230	A	Western Ill.	85 77	
								243	A	North Dakota St.	90 87	
								250	A	Weber St.	57 54	
								271	H	Milwaukee	83 76	
								284	H	Northern Ariz.	78 62	
								292	A	Portland St.	70 73	
								309	N	St. Francis Brooklyn	70 63	
								320	A	Omaha	72 52	
LAST 12 Division I GAMES:												
				284	H	Northern Ariz.	78 62	221	A	Northern Colo.	68 58	
				222	H	Southern Utah	67 52	292	A	Portland St.	70 73	
				227	A	Idaho St.	69 75	130	A	Sacramento St.	86 93	
				250	A	Weber St.	57 54	114	H	Montana	59 52	
				167	H	Eastern Wash.	96 82	209	H	Montana St.	82 74	
				208	H	Idaho	68 62	72	A	South Dakota	81 86	

Non-Div I Games: Dickinson St. 88 40 Mayville St. 98 54

North Dakota

Loss, Non-Conf, S Site, H Home A Away N Neutral

Average RPI Win:	247	WON-LOST	WINNING	LAST 10	STRENGTH OF	OPP. STRENGTH	TEAM	ADJ.	CONF.	ADJ CONF.
Average RPI Loss:	159	RECORD	PCT. RANK	GAMES	SCHEDULE	OF SCHEDULE	RPI	RPI	RPI	RPI
DIV. I ONLY	8- 14	251	4- 6	170	288	243	243	25	25	
DIV. I NON-CONF.	3- 8	263	0- 1	233	283	279	279	25	25	
TOTALS	RPI 1-25	RPI 26-50	W-L RECORDS	RPI 51-100	RPI 101-150	RPI 150+				
8- 14	0- 0	0- 1	OVERALL	1- 4	0- 2	7- 7				
5- 4	0- 0	0- 0	HOME	1- 1	0- 1	4- 2				
1- 10	0- 0	0- 1	AWAY	0- 3	0- 1	1- 5				
2- 0	0- 0	0- 0	NEUTRAL	0- 0	0- 0	2- 0				
3- 8	0- 0	0- 1	NON-CONFERENCE	0- 1	0- 2	3- 4				
1- 2	0- 0	0- 0	HOME	0- 0	0- 1	1- 1				
0- 6	0- 0	0- 1	AWAY	0- 1	0- 1	0- 3				
2- 0	0- 0	0- 0	NEUTRAL	0- 0	0- 0	2- 0				
5- 6	0- 0	0- 0	CONFERENCE	1- 3	0- 0	4- 3				
4- 2	0- 0	0- 0	HOME	1- 1	0- 0	3- 1				
1- 4	0- 0	0- 0	AWAY	0- 2	0- 0	1- 2				
0- 0	0- 0	0- 0	NEUTRAL	0- 0	0- 0	0- 0				

RPI	S	Opponent	Score	RPI	S	Opponent	Score	RPI	S	Opponent	Score	RPI	S	Opponent	Score	Team's RPI: 243
31	A	Mississippi St.	58	109	63	A	South Dakota St.	52	82	110	H	North Dakota	87	90		
					63	H	South Dakota St.	83	78	113	A	UNI	41	56		
					72	A	South Dakota	69	84	153	A	New Mexico St.	59	79		
					72	H	South Dakota	79	83	178	H	Oral Roberts	77	64		
					78	A	Western Mich.	59	74	187	A	Cal St. Fullerton	79	86		
										230	A	Western Ill.	66	88		
										230	H	Western Ill.	60	66		
										245	H	IUPUI	68	63		
										271	H	Milwaukee	73	77		
										280	N	Northeastern	79	72		
										293	H	Kent St.	74	68		
										295	N	NJIT	60	48		
										300	H	IPFW	81	60		
										302	A	Grand Canyon	54	69		
										312	A	Denver	73	75		
										320	A	Omaha	77	60		
LAST 12 Division I GAMES:																
72	H	South Dakota	79	83	72	A	South Dakota	69	84							
230	H	Western Ill.	60	66	312	A	Denver	73	75							
63	A	South Dakota St.	52	82	245	H	IUPUI	68	63							
230	A	Western Ill.	66	88	63	H	South Dakota St.	83	78							
320	A	Omaha	77	60	178	H	Oral Roberts	77	64							
300	H	IPFW	81	60	302	A	Grand Canyon	54	69							

Non-Div I Games: Mayville St. 83 66

North Dakota St.

# North Florida

Through Games Of Feb. 8, 2015

Average RPI Win:	262	WON-LOST	WINNING	LAST 10	STRENGTH OF	OPP. STRENGTH	TEAM	ADJ.	CONF.	ADJ CONF.
Average RPI Loss:	158	RECORD	PCT. RANK	GAMES	SCHEDULE	OF SCHEDULE	RPI	RPI	RPI	RPI
DIV. I ONLY	8- 13	240	3- 7	233	222	251	251	11	11	
DIV. I NON-CONF.	7- 6	154	3- 1	281	271	191	191	12	12	
TOTALS	RPI 1-25	RPI 26-50	W-L RECORDS	RPI 51-100	RPI 101-150	RPI 150+				
8- 13	0- 2	0- 0	OVERALL	0- 2	0- 1	8- 8				
5- 4	0- 0	0- 0	HOME	0- 1	0- 0	5- 3				
2- 9	0- 2	0- 0	AWAY	0- 1	0- 1	2- 5				
1- 0	0- 0	0- 0	NEUTRAL	0- 0	0- 0	1- 0				
7- 6	0- 1	0- 0	NON-CONFERENCE	0- 1	0- 0	7- 4				
4- 1	0- 0	0- 0	HOME	0- 0	0- 0	4- 1				
2- 5	0- 1	0- 0	AWAY	0- 1	0- 0	2- 3				
1- 0	0- 0	0- 0	NEUTRAL	0- 0	0- 0	1- 0				
1- 7	0- 1	0- 0	CONFERENCE	0- 1	0- 1	1- 4				
1- 3	0- 0	0- 0	HOME	0- 1	0- 0	1- 2				
0- 4	0- 1	0- 0	AWAY	0- 0	0- 1	0- 2				
0- 0	0- 0	0- 0	NEUTRAL	0- 0	0- 0	0- 0				

RPI S	Opponent	Score	RPI S	Opponent	Score	RPI S	Opponent	Score	RPI S	Opponent	Score	Team's RPI: 251
12	A Florida St.	58 79				51	H Stetson	38 67	128	A Kennesaw St.	40 46	
19	A FGCU	42 75				53	A Miami (FL)	53 81	166	A Florida	51 63	
									171	H Northern Ky.	81 79	
									184	A Samford	47 81	
									197	H Mercer	57 55	
									225	A Tennessee St.	54 53	
									226	H Georgia St.	59 72	
									228	A USC Upstate	49 61	
									242	A Jacksonville	52 54	
									242	H Jacksonville	56 68	
									248	H Lipscomb	62 71	
									257	A UCF	56 60	
									268	N Eastern Ky.	62 45	
									272	A UNCW	55 41	
									308	H Wofford	68 60	
									315	H Western Caro.	62 45	
									343	H UMKC	63 62	
LAST 12 Division I GAMES:												
242	H Jacksonville	56 68	19	A FGCU	42 75							
228	A USC Upstate	49 61	242	A Jacksonville	52 54							
128	A Kennesaw St.	40 46	343	H UMKC	63 62							
248	H Lipscomb	62 71	197	H Mercer	57 55							
171	H Northern Ky.	81 79	166	A Florida	51 63							
51	H Stetson	38 67	315	H Western Caro.	62 45							

Non-Div I Games: Thomas (GA) 54 39 Edward Waters 62 57

North Florida

Loss, Non-Conf, S Site, H Home A Away N Neutral

Average RPI Win:	247	WON-LOST	WINNING	LAST 10	STRENGTH OF	OPP. STRENGTH	TEAM	ADJ.	CONF.	ADJ CONF.
Average RPI Loss:	179	RECORD	PCT. RANK	GAMES	SCHEDULE	OF SCHEDULE	RPI	RPI	RPI	RPI
DIV. I ONLY	3- 18	330	2- 8	271	155	329	329	17	17	
DIV. I NON-CONF.	1- 10	330	0- 2	328	188	343	343	18	18	
TOTALS	RPI 1-25	RPI 26-50	W-L RECORDS	RPI 51-100	RPI 101-150	RPI 150+				
3- 18	0- 2	0- 1	OVERALL	0- 1	1- 3	2- 11				
2- 10	0- 1	0- 1	HOME	0- 0	1- 1	1- 7				
1- 8	0- 1	0- 0	AWAY	0- 1	0- 2	1- 4				
0- 0	0- 0	0- 0	NEUTRAL	0- 0	0- 0	0- 0				
1- 10	0- 2	0- 0	NON-CONFERENCE	0- 0	0- 1	1- 7				
0- 7	0- 1	0- 0	HOME	0- 0	0- 0	0- 6				
1- 3	0- 1	0- 0	AWAY	0- 0	0- 1	1- 1				
0- 0	0- 0	0- 0	NEUTRAL	0- 0	0- 0	0- 0				
2- 8	0- 0	0- 1	CONFERENCE	0- 1	1- 2	1- 4				
2- 3	0- 0	0- 1	HOME	0- 0	1- 1	1- 1				
0- 5	0- 0	0- 0	AWAY	0- 1	0- 1	0- 3				
0- 0	0- 0	0- 0	NEUTRAL	0- 0	0- 0	0- 0				

RPI 1-25				RPI 26-50				RPI 51-100				RPI 101+ Team's RPI: 329			
RPI	S	Opponent	Score	RPI	S	Opponent	Score	RPI	S	Opponent	Score	RPI	S	Opponent	Score
22	H	Oklahoma	39 68	39	H	Western Ky.	49 77	99	A	Southern Miss.	55 67	126	A	Louisiana Tech	57 92
24	A	Texas A&M	38 75									134	H	Old Dominion	44 54
												137	H	Marshall	45 42
												145	A	San Francisco	42 60
												183	H	Massachusetts	46 56
												192	H	Texas-Arlington	38 46
												195	H	Charlotte	58 67
												203	A	UTSA	45 53
												221	H	Northern Colo.	48 53
												244	A	SMU	55 62
												260	A	Rice	55 58
												260	H	Rice	53 48
												263	A	UTEP	58 60
												264	H	Houston	42 46
												303	H	Eastern Ill.	57 59
												312	H	Denver	55 63
												343	A	UMKC	65 47
LAST 12 Division I GAMES:															
137	H	Marshall	45 42	195	H	Charlotte	58 67								
39	H	Western Ky.	49 77	260	H	Rice	53 48								
260	A	Rice	55 58	203	A	UTSA	45 53								
99	A	Southern Miss.	55 67	263	A	UTEP	58 60								
126	A	Louisiana Tech	57 92	24	A	Texas A&M	38 75								
134	H	Old Dominion	44 54	312	H	Denver	55 63								

Non-Div I Games:

North Texas

■ Loss, 
 ■ Non-Conf, S Site, 
 ■ Home 
 ■ Away 
 N Neutral



## Northeastern

Through Games Of Feb. 8, 2015

Average RPI Win:	188	WON-LOST	WINNING	LAST 10	STRENGTH OF	OPP. STRENGTH	TEAM	ADJ.	CONF.	ADJ CONF.
Average RPI Loss:	150	RECORD	PCT. RANK	GAMES	SCHEDULE	OF SCHEDULE	RPI	RPI	RPI	RPI
DIV. I ONLY	4- 18	315	0- 4	138	132	280	280	13	13	
DIV. I NON-CONF.	3- 7	250	0- 1	108	156	206	206	10	10	
TOTALS	RPI 1-25	RPI 26-50	W-L RECORDS	RPI 51-100	RPI 101-150	RPI 150+				
4- 18	0- 1	0- 1	OVERALL	1- 3	1- 4	2- 9				
3- 6	0- 1	0- 0	HOME	0- 0	1- 2	2- 3				
1- 11	0- 0	0- 1	AWAY	1- 3	0- 2	0- 5				
0- 1	0- 0	0- 0	NEUTRAL	0- 0	0- 0	0- 1				
3- 7	0- 0	0- 1	NON-CONFERENCE	1- 1	1- 1	1- 4				
2- 1	0- 0	0- 0	HOME	0- 0	1- 0	1- 1				
1- 5	0- 0	0- 1	AWAY	1- 1	0- 1	0- 2				
0- 1	0- 0	0- 0	NEUTRAL	0- 0	0- 0	0- 1				
1- 11	0- 1	0- 0	CONFERENCE	0- 2	0- 3	1- 5				
1- 5	0- 1	0- 0	HOME	0- 0	0- 2	1- 2				
0- 6	0- 0	0- 0	AWAY	0- 2	0- 1	0- 3				
0- 0	0- 0	0- 0	NEUTRAL	0- 0	0- 0	0- 0				

RPI	S	Opponent	Score	RPI	S	Opponent	Score	RPI	S	Opponent	Score	RPI	S	Opponent	Score	Team's RPI: 280
21	H	James Madison	55 <b>77</b>	37	A	Rutgers	60 <b>74</b>	76	A	Albany (NY)	70 <b>67</b>	106	A	Boston College	56 <b>66</b>	
								82	A	Maine	51 <b>60</b>	107	H	Marist	58 <b>51</b>	
								84	A	Drexel	35 <b>58</b>	118	A	Hofstra	83 <b>85</b>	
								94	A	Elon	77 <b>80</b>	118	H	Hofstra	45 <b>66</b>	
												139	H	William & Mary	66 <b>72</b>	
												159	A	Harvard	65 <b>67</b>	
												193	H	New Hampshire	62 <b>63</b>	
												194	A	Fla. Atlantic	74 <b>81</b>	
												200	A	Delaware	61 <b>70</b>	
												200	H	Delaware	48 <b>54</b>	
												217	A	Towson	61 <b>65</b>	
												217	H	Towson	64 <b>72</b>	
												243	N	North Dakota St.	72 <b>79</b>	
												270	A	Col. of Charleston	38 <b>59</b>	
												272	H	UNCW	73 <b>64</b>	
												296	H	Boston U.	75 <b>74</b>	
LAST 12 Division I GAMES:																
194	A	Fla. Atlantic	74 <b>81</b>	217	A	Towson	61 <b>65</b>									
217	H	Towson	64 <b>72</b>	270	A	Col. of Charleston	38 <b>59</b>									
200	A	Delaware	61 <b>70</b>	272	H	UNCW	73 <b>64</b>									
139	H	William & Mary	66 <b>72</b>	200	H	Delaware	48 <b>54</b>									
118	H	Hofstra	45 <b>66</b>	21	H	James Madison	55 <b>77</b>									
94	A	Elon	77 <b>80</b>	118	A	Hofstra	83 <b>85</b>									

Non-Div I Games:

Northeastern

■ Loss, 
 ■ Non-Conf, 
 ■ S Site, 
 ■ H Home 
 ■ A Away 
 N Neutral

NORTHSHORE HALL				THROUGH SUMMER OF 1987-88, 1988						
Average RPI Win:	247	WON-LOST	WINNING	LAST 10	STRENGTH OF	OPP. STRENGTH	TEAM	ADJ.	CONF.	ADJ CONF.
Average RPI Loss:	179	RECORD	PCT. RANK	GAMES	SCHEDULE	OF SCHEDULE	RPI	RPI	RPI	RPI
DIV. I ONLY	8- 11	223	5- 5	330	184	284	284	22	22	
DIV. I NON-CONF.	3- 6	233	0- 2	348	118	342	342	22	22	
-----										
TOTALS	RPI 1-25		RPI 26-50	W-L RECORDS	RPI 51-100	RPI 101-150	RPI 150+			
8- 11	0- 0		0- 0	OVERALL	0- 0	1- 4	7- 7			
7- 3	0- 0		0- 0	HOME	0- 0	1- 2	6- 1			
1- 8	0- 0		0- 0	AWAY	0- 0	0- 2	1- 6			
0- 0	0- 0		0- 0	NEUTRAL	0- 0	0- 0	0- 0			
3- 6	0- 0		0- 0	NON-CONFERENCE	0- 0	0- 2	3- 4			
3- 2	0- 0		0- 0	HOME	0- 0	0- 1	3- 1			
0- 4	0- 0		0- 0	AWAY	0- 0	0- 1	0- 3			
0- 0	0- 0		0- 0	NEUTRAL	0- 0	0- 0	0- 0			
5- 5	0- 0		0- 0	CONFERENCE	0- 0	1- 2	4- 3			
4- 1	0- 0		0- 0	HOME	0- 0	1- 1	3- 0			
1- 4	0- 0		0- 0	AWAY	0- 0	0- 1	1- 3			
0- 0	0- 0		0- 0	NEUTRAL	0- 0	0- 0	0- 0			

RPI 1-25				RPI 26-50				RPI 51-100				RPI 101+				Team's RPI: 284	
RPI	S	Opponent	Score	RPI	S	Opponent	Score	RPI	S	Opponent	Score	RPI	S	Opponent	Score		
												110	A	North Dakota	62	78	
												111	H	CSUN	71	77	
												114	H	Montana	42	69	
												126	A	Oregon	47	59	
												130	H	Sacramento St.	64	60	
												154	A	New Mexico	37	56	
												192	A	Texas-Arlington	62	80	
												196	H	Pepperdine	63	66	
												209	H	Montana St.	79	64	
												221	A	Northern Colo.	51	49	
												222	A	Southern Utah	53	63	
												222	H	Southern Utah	73	64	
												227	A	Idaho St.	68	69	
												250	A	Weber St.	53	66	
												263	A	UTEP	58	82	
												281	H	Loyola Marymount	82	64	
												282	H	UC Irvine	66	35	
												292	H	Portland St.	94	46	
												342	H	UC Santa Barbara	67	49	
LAST 12 Division I GAMES:																	
												110	A	North Dakota	62	78	
												250	A	Weber St.	53	66	
												221	A	Northern Colo.	51	49	
												222	A	Southern Utah	53	63	
												222	H	Southern Utah	73	64	
												292	H	Portland St.	94	46	
												130	H	Sacramento St.	64	60	
												154	A	New Mexico	37	56	
												114	H	Montana	42	69	
												227	A	Idaho St.	68	69	
												111	H	CSUN	71	77	

Non-Div I Games:	Western N.M.	54	58	Fort Lewis	61	43
------------------	--------------	----	----	------------	----	----

Northern Ariz.

Loss, Non-Conf, S Site, H Home A Away N Neutral

Average RPI Win:	264	WON-LOST	WINNING	LAST 10	STRENGTH OF	OPP. STRENGTH	TEAM	ADJ.	CONF.	ADJ CONF.
Average RPI Loss:	137	RECORD	PCT. RANK	GAMES	SCHEDULE	OF SCHEDULE	RPI	RPI	RPI	RPI
DIV. I ONLY	10- 11	189	5- 5	261	203	221	221	22	22	
DIV. I NON-CONF.	5- 5	158	0- 1	278	159	180	180	22	22	
TOTALS	RPI 1-25	RPI 26-50	W-L RECORDS	RPI 51-100	RPI 101-150	RPI 150+				
10- 11	0- 2	0- 1	OVERALL	0- 1	0- 3	10- 4				
6- 4	0- 0	0- 0	HOME	0- 1	0- 2	6- 1				
4- 7	0- 2	0- 1	AWAY	0- 0	0- 1	4- 3				
0- 0	0- 0	0- 0	NEUTRAL	0- 0	0- 0	0- 0				
5- 5	0- 2	0- 1	NON-CONFERENCE	0- 1	0- 0	5- 1				
2- 1	0- 0	0- 0	HOME	0- 1	0- 0	2- 0				
3- 4	0- 2	0- 1	AWAY	0- 0	0- 0	3- 1				
0- 0	0- 0	0- 0	NEUTRAL	0- 0	0- 0	0- 0				
5- 6	0- 0	0- 0	CONFERENCE	0- 0	0- 3	5- 3				
4- 3	0- 0	0- 0	HOME	0- 0	0- 2	4- 1				
1- 3	0- 0	0- 0	AWAY	0- 0	0- 1	1- 2				
0- 0	0- 0	0- 0	NEUTRAL	0- 0	0- 0	0- 0				

RPI 1-25				RPI 26-50				RPI 51-100				RPI 101+ Team's RPI: 221			
RPI	S	Opponent	Score	RPI	S	Opponent	Score	RPI	S	Opponent	Score	RPI	S	Opponent	Score
19	A	FGCU	56 69	30	A	Nebraska	56 63	63	H	South Dakota St.	48 71	110	H	North Dakota	58 68
25	A	South Fla.	43 84									114	H	Montana	58 64
												130	A	Sacramento St.	71 76
												167	H	Eastern Wash.	64 56
												208	H	Idaho	70 52
												209	H	Montana St.	80 61
												222	H	Southern Utah	87 58
												227	A	Idaho St.	61 70
												244	A	SMU	57 44
												250	A	Weber St.	52 59
												259	A	Utah St.	61 65
												284	H	Northern Ariz.	49 51
												292	A	Portland St.	68 54
												302	H	Grand Canyon	66 47
												320	A	Omaha	67 58
												329	A	North Texas	53 48
												347	H	Air Force	76 35
LAST 12 Division I GAMES:															
222	H	Southern Utah	87 58	110	H	North Dakota	58 68								
284	H	Northern Ariz.	49 51	130	A	Sacramento St.	71 76								
250	A	Weber St.	52 59	292	A	Portland St.	68 54								
227	A	Idaho St.	61 70	209	H	Montana St.	80 61								
208	H	Idaho	70 52	114	H	Montana	58 64								
167	H	Eastern Wash.	64 56	19	A	FGCU	56 69								

Non-Div I Games: Western St. 85 37

Northern Colo.

■ Loss, 
 ■ Non-Conf, S Site, 
 ■ Home 
 ■ Away 
 N Neutral

Average RPI Win:	<b>243</b>	WON-LOST	WINNING	LAST 10	STRENGTH OF	OPP. STRENGTH	TEAM	ADJ.	CONF.	ADJ CONF.
Average RPI Loss:	<b>161</b>	RECORD	PCT. RANK	GAMES	SCHEDULE	OF SCHEDULE	RPI	RPI	RPI	RPI
DIV. I ONLY	<b>10- 10</b>	<b>169</b>	<b>6- 4</b>	<b>297</b>	<b>230</b>	<b>224</b>	<b>224</b>	<b>15</b>	<b>15</b>	
DIV. I NON-CONF.	<b>4- 6</b>	<b>207</b>	<b>1- 1</b>	<b>337</b>	<b>228</b>	<b>289</b>	<b>289</b>	<b>17</b>	<b>17</b>	
TOTALS	RPI 1-25	RPI 26-50	W-L RECORDS	RPI 51-100	RPI 101-150	RPI 150+				
10- 10	0- 0	0- 0	OVERALL	1- 2	1- 4	8- 4				
7- 1	0- 0	0- 0	HOME	1- 0	0- 0	6- 1				
2- 8	0- 0	0- 0	AWAY	0- 1	1- 4	1- 3				
1- 1	0- 0	0- 0	NEUTRAL	0- 1	0- 0	1- 0				
4- 6	0- 0	0- 0	NON-CONFERENCE	0- 1	0- 2	4- 3				
2- 1	0- 0	0- 0	HOME	0- 0	0- 0	2- 1				
1- 4	0- 0	0- 0	AWAY	0- 0	0- 2	1- 2				
1- 1	0- 0	0- 0	NEUTRAL	0- 1	0- 0	1- 0				
6- 4	0- 0	0- 0	CONFERENCE	1- 1	1- 2	4- 1				
5- 0	0- 0	0- 0	HOME	1- 0	0- 0	4- 0				
1- 4	0- 0	0- 0	AWAY	0- 1	1- 2	0- 1				
0- 0	0- 0	0- 0	NEUTRAL	0- 0	0- 0	0- 0				

RPI S	Opponent	Score	RPI S	Opponent	Score	RPI S	Opponent	Score	RPI S	Opponent	Score	Team's RPI: 224
						52	A Ohio	40 67	109	A Central Mich.	43 56	
						63	N South Dakota St.	42 55	113	A UNI	42 51	
						79	H Akron	62 56	116	A Missouri	44 47	
									140	A Buffalo	43 47	
									148	A Ball St.	65 62	
									175	H Eastern Mich.	54 48	
									176	A Ill.-Chicago	47 61	
									180	H SIUE	69 47	
									255	H Valparaiso	50 65	
									285	A Bowling Green	59 65	
									285	H Bowling Green	67 50	
									293	H Kent St.	66 49	
									303	A Eastern Ill.	46 55	
									310	H Illinois St.	55 51	
									311	A Bradley	67 54	
									316	H Miami (OH)	60 49	
									336	N Delaware St.	79 59	
LAST 12 Division I GAMES:												
			79	H Akron	62 56	293	H Kent St.	66 49				
			316	H Miami (OH)	60 49	285	A Bowling Green	59 65				
			148	A Ball St.	65 62	109	A Central Mich.	43 56				
			285	H Bowling Green	67 50	175	H Eastern Mich.	54 48				
			140	A Buffalo	43 47	311	A Bradley	67 54				
			52	A Ohio	40 67	113	A UNI	42 51				

Non-Div I Games:

Northern Ill.

Average RPI Win:	249	WON-LOST	WINNING	LAST 10	STRENGTH OF	OPP. STRENGTH	TEAM	ADJ.	CONF.	ADJ CONF.
Average RPI Loss:	137	RECORD	PCT. RANK	GAMES	SCHEDULE	OF SCHEDULE	RPI	RPI	RPI	RPI
DIV. I ONLY	13- 9	117	5- 4	258	204	171	171	11	11	
DIV. I NON-CONF.	8- 6	136	2- 1	310	243	215	215	12	12	
TOTALS	RPI 1-25	RPI 26-50	W-L RECORDS	RPI 51-100	RPI 101-150	RPI 150+				
13- 9	0- 2	0- 0	OVERALL	1- 2	0- 2	12- 3				
5- 4	0- 1	0- 0	HOME	1- 1	0- 1	4- 1				
4- 5	0- 1	0- 0	AWAY	0- 1	0- 1	4- 2				
4- 0	0- 0	0- 0	NEUTRAL	0- 0	0- 0	4- 0				
8- 6	0- 1	0- 0	NON-CONFERENCE	0- 2	0- 1	8- 2				
2- 3	0- 0	0- 0	HOME	0- 1	0- 1	2- 1				
2- 3	0- 1	0- 0	AWAY	0- 1	0- 0	2- 1				
4- 0	0- 0	0- 0	NEUTRAL	0- 0	0- 0	4- 0				
5- 3	0- 1	0- 0	CONFERENCE	1- 0	0- 1	4- 1				
3- 1	0- 1	0- 0	HOME	1- 0	0- 0	2- 0				
2- 2	0- 0	0- 0	AWAY	0- 0	0- 1	2- 1				
0- 0	0- 0	0- 0	NEUTRAL	0- 0	0- 0	2- 0				

RPI S	Opponent	Score	RPI S	Opponent	Score	RPI S	Opponent	Score	RPI S	Opponent	Score	Team's RPI: 171
10	A Kentucky	64 82				51	H Stetson	68 62	104	H Wright St.	60 72	
19	H FGCU	46 67				52	H Ohio	38 77	128	A Kennesaw St.	58 66	
						79	A Akron	49 82	200	N Delaware	63 58	
									228	H USC Upstate	77 74	
									242	A Jacksonville	70 59	
									245	H IUPUI	57 43	
									248	A Lipscomb	81 70	
									248	H Lipscomb	64 57	
									251	A North Florida	79 81	
									258	H Cincinnati	66 52	
									266	A Marquette	77 68	
									294	H Loyola Chicago	38 45	
									300	A IPFW	59 65	
									302	N Grand Canyon	52 45	
									307	N UNC Greensboro	66 58	
									310	A Illinois St.	59 48	
									336	N Delaware St.	76 55	
LAST 12 Division I GAMES:												
248	H Lipscomb	64 57	128	A Kennesaw St.	58 66							
19	H FGCU	46 67	248	A Lipscomb	81 70							
51	H Stetson	68 62	104	H Wright St.	60 72							
242	A Jacksonville	70 59	245	H IUPUI	57 43							
251	A North Florida	79 81	200	N Delaware	63 58							
228	H USC Upstate	77 74	258	H Cincinnati	66 52							

Non-Div I Games: Georgetown (KY) 78 57

Northern Ky.

■ Loss, 
 ■ Non-Conf, S Site, 
 ■ Home 
 ■ Away 
 N Neutral

Average RPI Win:	163	WON-LOST	WINNING	LAST 10	STRENGTH OF	OPP. STRENGTH	TEAM	ADJ.	CONF.	ADJ CONF.
Average RPI Loss:	46	RECORD	PCT. RANK	GAMES	SCHEDULE	OF SCHEDULE	RPI	RPI	RPI	RPI
DIV. I ONLY	17- 6	48	5- 5	102	33	44	44	4	4	
DIV. I NON-CONF.	10- 1	16	0- 0	211	145	36	36	2	2	
TOTALS	RPI 1-25	RPI 26-50	W-L RECORDS	RPI 51-100	RPI 101-150	RPI 150+				
17- 6	0- 3	2- 2	OVERALL	4- 0	4- 0	7- 1				
9- 2	0- 1	2- 1	HOME	2- 0	2- 0	3- 0				
7- 4	0- 2	0- 1	AWAY	2- 0	2- 0	3- 1				
1- 0	0- 0	0- 0	NEUTRAL	0- 0	0- 0	1- 0				
10- 1	0- 1	1- 0	NON-CONFERENCE	2- 0	0- 0	7- 0				
5- 0	0- 0	1- 0	HOME	1- 0	0- 0	3- 0				
4- 1	0- 1	0- 0	AWAY	1- 0	0- 0	3- 0				
1- 0	0- 0	0- 0	NEUTRAL	0- 0	0- 0	1- 0				
7- 5	0- 2	1- 2	CONFERENCE	2- 0	4- 0	0- 1				
4- 2	0- 1	1- 1	HOME	1- 0	2- 0	0- 0				
3- 3	0- 1	0- 1	AWAY	1- 0	2- 0	0- 1				
0- 0	0- 0	0- 0	NEUTRAL	0- 0	0- 0	0- 0				

RPI 1-25				Team's RPI: 44		RPI 51-100				RPI 101+					
RPI	S	Opponent	Score	RPI	S	Opponent	Score	RPI	S	Opponent	Score	RPI	S	Opponent	Score
6	A	Iowa	70 83	35	A	Ohio St.	64 73	57	A	DePaul	97 91	105	A	Michigan St.	61 57
6	H	Iowa	99 102	38	H	Minnesota	70 49	91	H	Hampton	62 36	105	H	Michigan St.	77 70
11	A	Arizona St.	75 88	41	H	Gonzaga	62 43	92	A	Illinois	68 67	129	H	Wisconsin	68 46
				45	H	Michigan	66 73	92	H	Illinois	64 58	149	A	Indiana	75 69
												172	A	Penn St.	75 76
												176	H	Ill.-Chicago	61 40
												206	A	Virginia Tech	70 45
												261	A	UNLV	88 84
												293	H	Kent St.	72 54
												294	H	Loyola Chicago	70 33
												303	N	Eastern Ill.	92 44
												339	A	Chicago St.	102 48
LAST 12 Division I GAMES:															
				92	H	Illinois	64 58	45	H	Michigan	66 73				
				149	A	Indiana	75 69	6	A	Iowa	70 83				
				38	H	Minnesota	70 49	105	H	Michigan St.	77 70				
				6	H	Iowa	99 102	35	A	Ohio St.	64 73				
				172	A	Penn St.	75 76	129	H	Wisconsin	68 46				
				92	A	Illinois	68 67	105	A	Michigan St.	61 57				

Non-Div I Games:

Northwestern

Loss, Non-Conf, S Site, H Home A Away N Neutral

Average RPI Win:	256	WON-LOST	WINNING	LAST 10	STRENGTH OF	OPP. STRENGTH	TEAM	ADJ.	CONF.	ADJ CONF.
Average RPI Loss:	167	RECORD	PCT. RANK	GAMES	SCHEDULE	OF SCHEDULE	RPI	RPI	RPI	RPI
DIV. I ONLY	8- 10	207	6- 4	250	262	220	220	29	29	
DIV. I NON-CONF.	1- 6	316	0- 1	140	31	275	275	28	28	
TOTALS	RPI 1-25	RPI 26-50	W-L RECORDS	RPI 51-100	RPI 101-150	RPI 150+				
8- 10	0- 1	0- 2	OVERALL	0- 1	1- 0	7- 6				
5- 2	0- 0	0- 0	HOME	0- 0	1- 0	4- 2				
3- 8	0- 1	0- 2	AWAY	0- 1	0- 0	3- 4				
0- 0	0- 0	0- 0	NEUTRAL	0- 0	0- 0	0- 0				
1- 6	0- 1	0- 2	NON-CONFERENCE	0- 1	1- 0	0- 2				
1- 0	0- 0	0- 0	HOME	0- 0	1- 0	0- 0				
0- 6	0- 1	0- 2	AWAY	0- 1	0- 0	0- 2				
0- 0	0- 0	0- 0	NEUTRAL	0- 0	0- 0	0- 0				
7- 4	0- 0	0- 0	CONFERENCE	0- 0	0- 0	7- 4				
4- 2	0- 0	0- 0	HOME	0- 0	0- 0	4- 2				
3- 2	0- 0	0- 0	AWAY	0- 0	0- 0	3- 2				
0- 0	0- 0	0- 0	NEUTRAL	0- 0	0- 0	0- 0				

RPI 1-25				RPI 26-50				RPI 51-100				RPI 101+ Team's RPI: 220			
RPI	S	Opponent	Score	RPI	S	Opponent	Score	RPI	S	Opponent	Score	RPI	S	Opponent	Score
24	A	Texas A&M	42 75	29	A	Texas	34 74	69	A	Oklahoma St.	44 89	126	H	Louisiana Tech	69 57
				50	A	Arkansas	30 78					161	H	Stephen F. Austin	61 69
												189	H	Lamar	72 82
												231	H	Nicholls St.	74 71
												238	H	McNeese St.	75 54
												253	A	Central Ark.	46 63
												267	A	A&M-Corpus Christi	66 59
												273	H	Abilene Christian	61 56
												286	A	Sam Houston St.	66 57
												288	A	Houston Baptist	78 68
												289	A	Jackson St.	61 62
												298	A	Southeastern La.	52 58
												306	A	Grambling	41 44
												335	H	Incarinate Word	73 51
LAST 12 Division I GAMES:															
161	H	Stephen F. Austin	61 69	267	A	A&M-Corpus Christi	66 59								
298	A	Southeastern La.	52 58	335	H	Incarinate Word	73 51								
253	A	Central Ark.	46 63	273	H	Abilene Christian	61 56								
238	H	McNeese St.	75 54	286	A	Sam Houston St.	66 57								
231	H	Nicholls St.	74 71	288	A	Houston Baptist	78 68								
189	H	Lamar	72 82	69	A	Oklahoma St.	44 89								

Non-Div I Games: Central Baptist 71 43 LSU-Alexandria 86 58 LeTourneau 78 35 Ark.-Monticello 61 56 Northwestern St.

Through Games of Feb. 9, 2019										
Average RPI Win: 92		WON-LOST	WINNING	LAST 10	STRENGTH OF	OPP. STRENGTH	TEAM	ADJ.	CONF.	ADJ CONF.
Average RPI Loss: 31		RECORD	PCT. RANK	GAMES	SCHEDULE	OF SCHEDULE	RPI	RPI	RPI	RPI
DIV. I ONLY		23- 2	5	9- 1	5	2	3	3	2	2
DIV. I NON-CONF.		13- 1	5	1- 0	4	2	2	2	4	4
<hr/>										
TOTALS	RPI 1-25		RPI 26-50		W-L RECORDS		RPI 51-100		RPI 101-150	RPI 150+
23- 2	5- 1		3- 0		OVERALL		5- 1		4- 0	6- 0
14- 1	4- 1		2- 0		HOME		2- 0		2- 0	4- 0
8- 1	1- 0		1- 0		AWAY		2- 1		2- 0	2- 0
1- 0	0- 0		0- 0		NEUTRAL		1- 0		0- 0	0- 0
13- 1	3- 1		2- 0		NON-CONFERENCE		3- 0		2- 0	3- 0
9- 1	3- 1		2- 0		HOME		0- 0		1- 0	3- 0
3- 0	0- 0		0- 0		AWAY		2- 0		1- 0	0- 0
1- 0	0- 0		0- 0		NEUTRAL		1- 0		0- 0	0- 0
10- 1	2- 0		1- 0		CONFERENCE		2- 1		2- 0	3- 0
5- 0	1- 0		0- 0		HOME		2- 0		1- 0	1- 0
5- 1	1- 0		1- 0		AWAY		0- 1		1- 0	2- 0
0- 0	0- 0		0- 0		NEUTRAL		0- 0		0- 0	0- 0

RPI	S	Opponent	Score	RPI	S	Opponent	Score	RPI	S	Opponent	Score	RPI	S	Opponent	Score
1	H	Tennessee	88 77	26	A	Syracuse	85 74	53	A	Miami (FL)	63 78	105	A	Michigan St.	71 63
4	H	Maryland	92 72	34	H	Quinnipiac	112 52	57	A	DePaul	94 93	106	A	Boston College	89 56
8	H	UConn	58 76	45	H	Michigan	70 50	70	N	Kansas	89 47	106	H	Boston College	104 58
12	H	Florida St.	74 68					80	H	Georgia Tech	89 76	117	H	Saint Joseph's	64 50
20	A	North Carolina	89 79					85	A	UCLA	82 67	151	A	Clemson	74 36
23	H	Chattanooga	88 53					97	H	Virginia	75 54	159	H	Harvard	97 43
												177	H	Wake Forest	92 63
												188	H	Holy Cross	104 29
												206	A	Virginia Tech	74 50
												240	H	UMass Lowell	105 51
LAST 12 Division I GAMES:															
106	A	Boston College	89 56	1	H	Tennessee	88 77	20	A	North Carolina	89 79	106	H	Boston College	104 58
97	H	Virginia	75 54	53	A	Miami (FL)	63 78	26	A	Syracuse	85 74	151	A	Clemson	74 36
177	H	Wake Forest	92 63	70	N	Kansas	89 47	80	H	Georgia Tech	89 76	117	H	Saint Joseph's	64 50
206	A	Virginia Tech	74 50	85	A	UCLA	82 67	85	A	UCLA	82 67	151	A	Clemson	74 36
151	A	Clemson	74 36	97	H	Virginia	75 54	97	H	Virginia	75 54	159	H	Harvard	97 43
80	H	Georgia Tech	89 76									177	H	Wake Forest	92 63
												188	H	Holy Cross	104 29
												206	A	Virginia Tech	74 50
												240	H	UMass Lowell	105 51

Non-Div I Games:

Notre Dame



Average RPI Win: 230		WON-LOST	WINNING	LAST 10	STRENGTH OF	OPP. STRENGTH	TEAM	ADJ.	CONF.	ADJ CONF.
Average RPI Loss: 159		RECORD	PCT. RANK	GAMES	SCHEDULE	OF SCHEDULE	RPI	RPI	RPI	RPI
DIV. I ONLY		8- 12	233	4- 6	266	173	236	236	12	12
DIV. I NON-CONF.		4- 7	219	1- 2	327	177	264	264	13	13
TOTALS	RPI 1-25	RPI 26-50		W-L RECORDS		RPI 51-100	RPI 101-150	RPI 150+		
8- 12	0- 0	1- 0		OVERALL		1- 1	0- 6	6- 5		
4- 4	0- 0	0- 0		HOME		1- 0	0- 3	3- 1		
4- 8	0- 0	1- 0		AWAY		0- 1	0- 3	3- 4		
0- 0	0- 0	0- 0		NEUTRAL		0- 0	0- 0	0- 0		
4- 7	0- 0	0- 0		NON-CONFERENCE		0- 1	0- 4	4- 2		
2- 1	0- 0	0- 0		HOME		0- 0	0- 1	2- 0		
2- 6	0- 0	0- 0		AWAY		0- 1	0- 3	2- 2		
0- 0	0- 0	0- 0		NEUTRAL		0- 0	0- 0	0- 0		
4- 5	0- 0	1- 0		CONFERENCE		1- 0	0- 2	2- 3		
2- 3	0- 0	0- 0		HOME		1- 0	0- 2	1- 1		
2- 2	0- 0	1- 0		AWAY		0- 0	0- 0	1- 2		
0- 0	0- 0	0- 0		NEUTRAL		0- 0	0- 0	0- 0		

RPI 1-25				RPI 26-50				RPI 51-100				RPI 101+				Team's RPI: 236	
RPI	S	Opponent	Score	RPI	S	Opponent	Score	RPI	S	Opponent	Score	RPI	S	Opponent	Score		
				27	A	Green Bay	70 67	53	A	Miami (FL)	53 66	104	H	Wright St.	89 108		
								65	H	Youngstown St.	85 82	105	A	Michigan St.	64 79		
												109	A	Central Mich.	69 74		
												115	H	Cleveland St.	64 72		
												148	A	Ball St.	50 75		
												149	H	Indiana	61 88		
												174	A	Dartmouth	54 59		
												176	H	Ill.-Chicago	60 75		
												249	A	Detroit	62 73		
												255	A	Valparaiso	71 54		
												257	A	UCF	65 98		
												267	A	A&M-Corpus Christi	61 54		
												271	A	Milwaukee	60 66		
												271	H	Milwaukee	89 56		
												300	A	IPFW	92 84		
												316	H	Miami (OH)	65 51		
												339	H	Chicago St.	66 40		
LAST 12 Division I GAMES:																	
				271	A	Milwaukee	60 66	176	H	Ill.-Chicago	60 75						
				27	A	Green Bay	70 67	255	A	Valparaiso	71 54						
				115	H	Cleveland St.	64 72	271	H	Milwaukee	89 56						
				104	H	Wright St.	89 108	174	A	Dartmouth	54 59						
				65	H	Youngstown St.	85 82	109	A	Central Mich.	69 74						
				249	A	Detroit	62 73	300	A	IPFW	92 84						

Non-Div I Games:	Concordia (MI)	109	62	Rochester College	96	38
------------------	----------------	-----	----	-------------------	----	----

Oakland

Loss, Non-Conf, S Site, H Home A Away N Neutral

Average RPI Win: <b>193</b>	WON-LOST	WINNING	LAST 10	STRENGTH OF	OPP. STRENGTH	TEAM	ADJ.	CONF.	ADJ CONF.
Average RPI Loss: <b>54</b>	RECORD	PCT. RANK	GAMES	SCHEDULE	OF SCHEDULE	RPI	RPI	RPI	RPI
DIV. I ONLY	18- 3	20	9- 1	156	162	52	52	15	15
DIV. I NON-CONF.	9- 2	35	2- 0	253	200	110	110	17	17
TOTALS	RPI 1-25	RPI 26-50	W-L RECORDS	RPI 51-100	RPI 101-150	RPI 150+			
18- 3	0- 1	0- 0	OVERALL	1- 2	6- 0	11- 0			
10- 2	0- 1	0- 0	HOME	1- 1	3- 0	6- 0			
6- 1	0- 0	0- 0	AWAY	0- 1	3- 0	3- 0			
2- 0	0- 0	0- 0	NEUTRAL	0- 0	0- 0	2- 0			
9- 2	0- 1	0- 0	NON-CONFERENCE	0- 1	1- 0	8- 0			
5- 2	0- 1	0- 0	HOME	0- 1	1- 0	4- 0			
2- 0	0- 0	0- 0	AWAY	0- 0	0- 0	2- 0			
2- 0	0- 0	0- 0	NEUTRAL	0- 0	0- 0	2- 0			
9- 1	0- 0	0- 0	CONFERENCE	1- 1	5- 0	3- 0			
5- 0	0- 0	0- 0	HOME	1- 0	2- 0	2- 0			
4- 1	0- 0	0- 0	AWAY	0- 1	3- 0	1- 0			
0- 0	0- 0	0- 0	NEUTRAL	0- 0	0- 0	0- 0			

RPI 1-25				RPI 26-50				RPI 51-100 Team's RPI: 52				RPI 101+			
RPI	S	Opponent	Score	RPI	S	Opponent	Score	RPI	S	Opponent	Score	RPI	S	Opponent	Score
21	H	James Madison	62 69					62	H	East Carolina	68 76	109	A	Central Mich.	74 66
								78	A	Western Mich.	51 61	109	H	Central Mich.	71 51
								79	H	Akron	72 60	115	H	Cleveland St.	71 64
												140	A	Buffalo	61 50
												142	H	Toledo	65 58
												148	A	Ball St.	60 53
												171	A	Northern Ky.	77 38
												175	A	Eastern Mich.	82 59
												181	N	La Salle	74 63
												183	N	Massachusetts	59 52
												213	H	Morehead St.	87 67
												224	H	Northern Ill.	67 40
												249	H	Detroit	60 57
												293	H	Kent St.	58 44
												308	H	Wofford	84 37
												319	H	Manhattan	82 58
												321	A	Murray St.	111 60
LAST 12 Division I GAMES:															
293	H	Kent St.	58 44	175	A	Eastern Mich.	82 59								
109	A	Central Mich.	74 66	142	H	Toledo	65 58								
79	H	Akron	72 60	78	A	Western Mich.	51 61								
148	A	Ball St.	60 53	140	A	Buffalo	61 50								
224	H	Northern Ill.	67 40	115	H	Cleveland St.	71 64								
109	H	Central Mich.	71 51	183	N	Massachusetts	59 52								

Non-Div I Games:

Ohio

■ Loss, 
 ■ Non-Conf, 
 ■ S Site, 
 ■ H Home 
 ■ A Away 
 N Neutral

Average RPI Win: 118		WON-LOST	WINNING	LAST 10	STRENGTH OF		OPP. STRENGTH	TEAM	ADJ.	CONF.	ADJ CONF.
Average RPI Loss: 38		RECORD	PCT. RANK	GAMES	SCHEDULE		OF SCHEDULE	RPI	RPI	RPI	RPI
DIV. I ONLY		16- 8	74	7- 3	12		31	35	35	4	4
DIV. I NON-CONF.		8- 4	92	0- 0	13		47	56	56	2	2
TOTALS		RPI 1-25	RPI 26-50		W-L RECORDS		RPI 51-100	RPI 101-150		RPI 150+	
16- 8		1- 2	2- 5		OVERALL		4- 1	5- 0		4- 0	
11- 3		0- 0	2- 3		HOME		3- 0	3- 0		3- 0	
3- 4		0- 2	0- 1		AWAY		1- 1	2- 0		0- 0	
2- 1		1- 0	0- 1		NEUTRAL		0- 0	0- 0		1- 0	
8- 4		1- 0	0- 3		NON-CONFERENCE		3- 1	1- 0		3- 0	
6- 2		0- 0	0- 2		HOME		3- 0	1- 0		2- 0	
0- 1		0- 0	0- 0		AWAY		0- 1	0- 0		0- 0	
2- 1		1- 0	0- 1		NEUTRAL		0- 0	0- 0		1- 0	
8- 4		0- 2	2- 2		CONFERENCE		1- 0	4- 0		1- 0	
5- 1		0- 0	2- 1		HOME		0- 0	2- 0		1- 0	
3- 3		0- 2	0- 1		AWAY		1- 0	2- 0		0- 0	
0- 0		0- 0	0- 0		NEUTRAL		0- 0	0- 0		0- 0	

RPI 1-25				RPI 26-50				Team's RPI: 35	RPI 51-100				RPI 101+			
RPI	S	Opponent	Score	RPI	S	Opponent	Score		RPI	S	Opponent	Score	RPI	S	Opponent	Score
4	A	Maryland	78 87	32	H	Pittsburgh	74 78		54	H	Arkansas St.	67 52	105	H	Michigan St.	76 62
6	A	Iowa	65 73	36	H	Georgia	59 67		64	H	West Virginia	96 54	120	H	VCU	96 86
19	N	FGCU	90 83	37	H	Rutgers	85 68		78	H	Western Mich.	83 46	129	A	Wisconsin	85 73
				38	H	Minnesota	72 76		86	A	Purdue	79 71	149	A	Indiana	103 49
				44	H	Northwestern	73 64		97	A	Virginia	82 87	149	H	Indiana	78 70
				45	A	Michigan	94 100						151	N	Clemson	86 77
				48	N	Wichita St.	55 70						172	H	Penn St.	69 60
													215	H	Winthrop	66 52
													322	H	Saint Francis (PA)	113 97
LAST 12 Division I GAMES:																
149	H	Indiana	78 70	38	H	Minnesota	72 76									
6	A	Iowa	65 73	45	A	Michigan	94 100									
105	H	Michigan St.	76 62	149	A	Indiana	103 49									
129	A	Wisconsin	85 73	44	H	Northwestern	73 64									
86	A	Purdue	79 71	37	H	Rutgers	85 68									
172	H	Penn St.	69 60	4	A	Maryland	78 87									

Non-Div I Games:

Ohio St.

■ Loss, 
■ Non-Conf, S Site, 
■ Home 
■ Away 
N Neutral

Average RPI Win:	112	WON-LOST	WINNING	LAST 10	STRENGTH OF	OPP. STRENGTH	TEAM	ADJ.	CONF.	ADJ CONF.
Average RPI Loss:	33	RECORD	PCT. RANK	GAMES	SCHEDULE	OF SCHEDULE	RPI	RPI	RPI	RPI
DIV. I ONLY	15- 7	68	8- 2	13	5	22	22	1	1	
DIV. I NON-CONF.	6- 5	145	1- 0	34	14	65	65	1	1	
TOTALS	RPI 1-25	RPI 26-50	W-L RECORDS	RPI 51-100	RPI 101-150	RPI 150+				
15- 7	1- 3	2- 3	OVERALL	6- 1	3- 0	3- 0				
10- 0	1- 0	2- 0	HOME	3- 0	2- 0	2- 0				
4- 5	0- 1	0- 3	AWAY	2- 1	1- 0	1- 0				
1- 2	0- 2	0- 0	NEUTRAL	1- 0	0- 0	0- 0				
6- 5	1- 3	0- 2	NON-CONFERENCE	1- 0	1- 0	3- 0				
4- 0	1- 0	0- 0	HOME	0- 0	1- 0	2- 0				
1- 3	0- 1	0- 2	AWAY	0- 0	0- 0	1- 0				
1- 2	0- 2	0- 0	NEUTRAL	1- 0	0- 0	0- 0				
9- 2	0- 0	2- 1	CONFERENCE	5- 1	2- 0	0- 0				
6- 0	0- 0	2- 0	HOME	3- 0	1- 0	0- 0				
3- 2	0- 0	0- 1	AWAY	2- 1	1- 0	0- 0				
0- 0	0- 0	0- 0	NEUTRAL	0- 0	0- 0	0- 0				

RPI S	Opponent	Score	RPI S	Opponent	Score	RPI S	Opponent	Score	RPI S	Opponent	Score
10 N	Kentucky	88 92	29 A	Texas	81 84	56 H	Kansas St.	66 58	103 H	Yale	71 54
13 A	Duke	72 92	29 H	Texas	70 59	64 A	West Virginia	69 78	119 A	Texas Tech	75 58
16 H	Washington	90 80	40 A	UALR	62 66	64 H	West Virginia	71 60	119 H	Texas Tech	70 64
25 N	South Fla.	68 83	42 H	Iowa St.	75 66	68 A	TCU	97 81	189 H	Lamar	100 73
			50 A	Arkansas	64 71	69 H	Oklahoma St.	73 54	311 H	Bradley	104 55
						70 A	Kansas	69 57	329 A	North Texas	68 39
						92 N	Illinois	78 76			
LAST 12 Division I GAMES:											
56 H	Kansas St.	66 58	68 A	TCU	97 81						
42 H	Iowa St.	75 66	29 H	Texas	70 59						
64 A	West Virginia	69 78	119 A	Texas Tech	75 58						
29 A	Texas	81 84	70 A	Kansas	69 57						
119 H	Texas Tech	70 64	64 H	West Virginia	71 60						
69 H	Oklahoma St.	73 54	103 H	Yale	71 54						

Non-Div I Games:

Oklahoma

■ Loss, 
■ Non-Conf, S Site, 
■ Home 
■ Away 
N Neutral

Average RPI Win:	188	WON-LOST	WINNING	LAST 10	STRENGTH OF	OPP. STRENGTH	TEAM	ADJ.	CONF.	ADJ CONF.
Average RPI Loss:	38	RECORD	PCT. RANK	GAMES	SCHEDULE	OF SCHEDULE	RPI	RPI	RPI	RPI
DIV. I ONLY	14- 8	94	4- 6	70	52	69	69	1	1	
DIV. I NON-CONF.	10- 1	16	1- 0	308	234	75	75	1	1	
TOTALS	RPI 1-25	RPI 26-50	W-L RECORDS	RPI 51-100	RPI 101-150	RPI 150+				
14- 8	0- 4	1- 0	OVERALL	3- 4	2- 0	8- 0				
10- 3	0- 1	0- 0	HOME	1- 2	2- 0	7- 0				
4- 5	0- 3	1- 0	AWAY	2- 2	0- 0	1- 0				
0- 0	0- 0	0- 0	NEUTRAL	0- 0	0- 0	0- 0				
10- 1	0- 1	0- 0	NON-CONFERENCE	1- 0	1- 0	8- 0				
8- 0	0- 0	0- 0	HOME	0- 0	1- 0	7- 0				
2- 1	0- 1	0- 0	AWAY	1- 0	0- 0	1- 0				
0- 0	0- 0	0- 0	NEUTRAL	0- 0	0- 0	0- 0				
4- 7	0- 3	1- 0	CONFERENCE	2- 4	1- 0	0- 0				
2- 3	0- 1	0- 0	HOME	1- 2	1- 0	0- 0				
2- 4	0- 2	1- 0	AWAY	1- 2	0- 0	0- 0				
0- 0	0- 0	0- 0	NEUTRAL	0- 0	0- 0	0- 0				

RPI 1-25				RPI 26-50				RPI 51-100				RPI 101+			
RPI	S	Opponent	Score	RPI	S	Opponent	Score	RPI	S	Opponent	Score	RPI	S	Opponent	Score
2	A	Baylor	45 61	42	A	Iowa St.	63 62	56	A	Kansas St.	51 52	119	H	Texas Tech	66 35
2	H	Baylor	52 69					56	H	Kansas St.	69 47	146	H	Texas St.	64 37
20	A	North Carolina	77 79					64	H	West Virginia	49 61	185	H	Missouri St.	77 36
22	A	Oklahoma	54 73					68	A	TCU	66 70	214	H	Texas Southern	77 58
								68	H	TCU	62 71	220	H	Northwestern St.	89 44
								70	A	Kansas	65 57	250	A	Weber St.	55 49
								93	A	Southern California	66 62	281	H	Loyola Marymount	76 65
												283	H	Morgan St.	73 43
												330	H	Ark.-Pine Bluff	90 45
												345	H	New Orleans	84 33
LAST 12 Division I GAMES:															
70	A	Kansas	65 57	64	H	West Virginia	49 61								
2	H	Baylor	52 69	56	H	Kansas St.	69 47								
42	A	Iowa St.	63 62	68	A	TCU	66 70								
56	A	Kansas St.	51 52	119	H	Texas Tech	66 35								
68	H	TCU	62 71	2	A	Baylor	45 61								
22	A	Oklahoma	54 73	220	H	Northwestern St.	89 44								

Non-Div I Games:

Oklahoma St.

Average RPI Win:	235	WON-LOST	WINNING	LAST 10	STRENGTH OF	OPP. STRENGTH	TEAM	ADJ.	CONF.	ADJ CONF.
Average RPI Loss:	91	RECORD	PCT. RANK	GAMES	SCHEDULE	OF SCHEDULE	RPI	RPI	RPI	RPI
DIV. I ONLY	13- 8	100	6- 4	193	124	134	134	17	17	
DIV. I NON-CONF.	7- 4	107	1- 1	164	83	123	123	18	18	
TOTALS	RPI 1-25	RPI 26-50	W-L RECORDS	RPI 51-100	RPI 101-150	RPI 150+				
13- 8	0- 3	0- 2	OVERALL	0- 0	2- 1	11- 2				
6- 5	0- 1	0- 2	HOME	0- 0	2- 1	4- 1				
5- 3	0- 2	0- 0	AWAY	0- 0	0- 0	5- 1				
2- 0	0- 0	0- 0	NEUTRAL	0- 0	0- 0	2- 0				
7- 4	0- 3	0- 0	NON-CONFERENCE	0- 0	2- 0	5- 1				
4- 2	0- 1	0- 0	HOME	0- 0	2- 0	2- 1				
1- 2	0- 2	0- 0	AWAY	0- 0	0- 0	1- 0				
2- 0	0- 0	0- 0	NEUTRAL	0- 0	0- 0	2- 0				
6- 4	0- 0	0- 2	CONFERENCE	0- 0	0- 1	6- 1				
2- 3	0- 0	0- 2	HOME	0- 0	0- 1	2- 0				
4- 1	0- 0	0- 0	AWAY	0- 0	0- 0	4- 1				
0- 0	0- 0	0- 0	NEUTRAL	0- 0	0- 0	0- 0				

RPI 1-25				RPI 26-50				RPI 51-100				RPI 101+ Team's RPI: 134			
RPI	S	Opponent	Score	RPI	S	Opponent	Score	RPI	S	Opponent	Score	RPI	S	Opponent	Score
7	A	Louisville	46 100	39	H	Western Ky.	60 76					120	H	VCU	66 44
13	H	Duke	66 82	47	H	Middle Tenn.	48 65					137	H	Marshall	37 69
17	A	California	59 79									139	H	William & Mary	65 58
												176	N	Ill.-Chicago	61 55
												194	A	Fla. Atlantic	72 44
												195	A	Charlotte	67 82
												195	H	Charlotte	66 57
												206	A	Virginia Tech	69 62
												210	H	UAB	58 46
												235	H	Presbyterian	41 26
												260	A	Rice	62 55
												275	H	Rider	56 59
												316	N	Miami (OH)	69 63
												328	A	FIU	80 67
												329	A	North Texas	54 44
												341	H	Howard	75 54
LAST 12 Division I GAMES:															
195	A	Charlotte	67 82	260	A	Rice	62 55								
194	A	Fla. Atlantic	72 44	39	H	Western Ky.	60 76								
328	A	FIU	80 67	137	H	Marshall	37 69								
210	H	UAB	58 46	195	H	Charlotte	66 57								
47	H	Middle Tenn.	48 65	17	A	California	59 79								
329	A	North Texas	54 44	176	N	Ill.-Chicago	61 55								

Non-Div I Games:

Old Dominion

■ Loss, 
■ Non-Conf, 
■ S Site, 
■ H Home 
■ A Away 
N Neutral

Average RPI Win:	228	WON-LOST	WINNING	LAST 10	STRENGTH OF	OPP. STRENGTH	TEAM	ADJ.	CONF.	ADJ CONF.
Average RPI Loss:	30	RECORD	PCT. RANK	GAMES	SCHEDULE	OF SCHEDULE	RPI	RPI	RPI	RPI
DIV. I ONLY	14- 9	105	4- 6	85	82	102	102	3	3	
DIV. I NON-CONF.	10- 3	52	2- 0	303	265	162	162	5	5	
TOTALS	RPI 1-25	RPI 26-50	W-L RECORDS	RPI 51-100	RPI 101-150	RPI 150+				
14- 9	0- 4	2- 4	OVERALL	1- 1	0- 0	11- 0				
11- 4	0- 2	2- 2	HOME	1- 0	0- 0	8- 0				
2- 5	0- 2	0- 2	AWAY	0- 1	0- 0	2- 0				
1- 0	0- 0	0- 0	NEUTRAL	0- 0	0- 0	1- 0				
10- 3	0- 1	0- 2	NON-CONFERENCE	1- 0	0- 0	9- 0				
8- 2	0- 1	0- 1	HOME	1- 0	0- 0	7- 0				
1- 1	0- 0	0- 1	AWAY	0- 0	0- 0	1- 0				
1- 0	0- 0	0- 0	NEUTRAL	0- 0	0- 0	1- 0				
4- 6	0- 3	2- 2	CONFERENCE	0- 1	0- 0	2- 0				
3- 2	0- 1	2- 1	HOME	0- 0	0- 0	1- 0				
1- 4	0- 2	0- 1	AWAY	0- 1	0- 0	1- 0				
0- 0	0- 0	0- 0	NEUTRAL	0- 0	0- 0	0- 0				

RPI 1-25				RPI 26-50				RPI 51-100				RPI 101+ Team's RPI: 102			
RPI	S	Opponent	Score	RPI	S	Opponent	Score	RPI	S	Opponent	Score	RPI	S	Opponent	Score
2	H	Baylor	54 96	31	H	Mississippi St.	62 64	67	A	LSU	41 70	155	H	Alabama	77 63
5	H	South Carolina	59 77	36	H	Georgia	55 52	99	H	Southern Miss.	68 66	166	A	Florida	64 57
10	A	Kentucky	58 64	39	A	Western Ky.	69 98					239	N	Utah	52 38
24	A	Texas A&M	49 58	46	A	Vanderbilt	54 58					265	H	Southern U.	91 68
				47	H	Middle Tenn.	65 71					269	A	Nevada	77 66
				50	H	Arkansas	71 57					298	H	Southeastern La.	79 71
LAST 12 Division I GAMES:															
46	A	Vanderbilt	54 58	155	H	Alabama	77 63					305	H	Southeast Mo. St.	58 57
5	H	South Carolina	59 77	166	A	Florida	64 57					306	H	Grambling	92 67
67	A	LSU	41 70	10	A	Kentucky	58 64					318	H	South Ala.	88 48
31	H	Mississippi St.	62 64	50	H	Arkansas	71 57					344	H	Alabama A&M	71 47
24	A	Texas A&M	49 58	298	H	Southeastern La.	79 71					348	H	Mississippi Val.	91 38
36	H	Georgia	55 52	344	H	Alabama A&M	71 47								

Non-Div I Games:

Ole Miss

■ Loss, 
 ■ Non-Conf, 
 ■ S Site, 
 ■ H Home 
 ■ A Away 
 N Neutral

**O  
m  
a  
h  
a**

O  
m  
a  
h  
a

Omaha

Page 216



# Oral Roberts

Through Games Of Feb. 8, 2015

Average RPI Win:	227	WON-LOST	WINNING	LAST 10	STRENGTH OF	OPP. STRENGTH	TEAM	ADJ.	CONF.	ADJ CONF.
Average RPI Loss:	145	RECORD	PCT. RANK	GAMES	SCHEDULE	OF SCHEDULE	RPI	RPI	RPI	RPI
DIV. I ONLY	10- 12	198	6- 4	139	198	178	178	25	25	
DIV. I NON-CONF.	4- 7	219	0- 0	77	62	170	170	25	25	
TOTALS	RPI 1-25	RPI 26-50	W-L RECORDS	RPI 51-100	RPI 101-150	RPI 150+				
10- 12	0- 2	0- 1	OVERALL	1- 3	0- 1	9- 5				
8- 1	0- 0	0- 0	HOME	1- 0	0- 0	7- 1				
1- 10	0- 0	0- 0	AWAY	0- 0	0- 0	1- 0				
1- 1	0- 0	0- 0	NEUTRAL	0- 0	0- 0	1- 1				
4- 7	0- 2	0- 1	NON-CONFERENCE	0- 1	0- 1	4- 2				
3- 1	0- 0	0- 0	HOME	0- 0	0- 0	3- 1				
0- 5	0- 2	0- 1	AWAY	0- 1	0- 1	0- 0				
1- 1	0- 0	0- 0	NEUTRAL	0- 0	0- 0	1- 1				
6- 5	0- 0	0- 0	CONFERENCE	1- 2	0- 0	5- 3				
5- 0	0- 0	0- 0	HOME	1- 0	0- 0	4- 0				
1- 5	0- 0	0- 0	AWAY	0- 2	0- 0	1- 3				
0- 0	0- 0	0- 0	NEUTRAL	0- 0	0- 0	0- 0				

RPI 1-25				RPI 26-50				RPI 51-100				RPI 101+ Team's RPI: 178			
RPI	S	Opponent	Score	RPI	S	Opponent	Score	RPI	S	Opponent	Score	RPI	S	Opponent	Score
1	A	Tennessee	39 91	40	A	UALR	43 54	56	A	Kansas St.	47 53	129	A	Wisconsin	52 70
2	A	Baylor	60 101					63	A	South Dakota St.	46 71	158	H	Tulsa	73 71
								72	A	South Dakota	70 93	175	H	Eastern Mich.	63 62
								72	H	South Dakota	81 65	185	H	Missouri St.	70 57
												219	N	N.C. A&T	38 47
												230	H	Western Ill.	76 73
												243	A	North Dakota St.	64 77
												245	H	IUPUI	84 72
												254	N	Austin Peay	73 60
												300	A	IPFW	63 73
												302	H	Grand Canyon	51 54
												312	A	Denver	57 66
												312	H	Denver	65 44
												320	A	Omaha	66 52
												320	H	Omaha	74 53
LAST 12 Division I GAMES:															
312	H	Denver	65 44	245	H	IUPUI	84 72								
320	A	Omaha	66 52	300	A	IPFW	63 73								
72	A	South Dakota	70 93	72	H	South Dakota	81 65								
63	A	South Dakota St.	46 71	312	A	Denver	57 66								
320	H	Omaha	74 53	243	A	North Dakota St.	64 77								
230	H	Western Ill.	76 73	129	A	Wisconsin	52 70								

Non-Div I Games: Southwestern Christ88 49 St. Gregory's 86 61

Oral Roberts

Loss, Non-Conf, S Site, H Home A Away N Neutral

## Oregon

Average RPI Win: 196

Average RPI Loss: 53

WON-LOST

WINNING

LAST 10

STRENGTH OF

OPP. STRENGTH

TEAM

ADJ.

CONF.

ADJ CONF.

RECORD

PCT. RANK

GAMES

SCHEDULE

OF SCHEDULE

RPI

RPI

RPI

RPI

DIV. I ONLY

11- 12

182

3- 7

68

29

126

126

5

5

DIV. I NON-CONF.

7- 4

107

0- 0

267

125

198

198

3

3

TOTALS

RPI 1-25

RPI 26-50

W-L RECORDS

RPI 51-100

RPI 101-150

RPI 150+

11- 12

0- 6

0- 1

OVERALL

4- 3

0- 1

7- 1

8- 5

0- 3

0- 1

HOME

2- 1

0- 0

6- 0

3- 5

0- 3

0- 0

AWAY

2- 1

0- 0

1- 1

0- 2

0- 0

0- 0

NEUTRAL

0- 1

0- 1

0- 0

7- 4

0- 1

0- 1

NON-CONFERENCE

0- 1

0- 1

7- 0

6- 2

0- 1

0- 1

HOME

0- 0

0- 0

6- 0

1- 0

0- 0

0- 0

AWAY

0- 0

0- 0

1- 0

0- 2

0- 0

0- 0

NEUTRAL

0- 1

0- 1

0- 0

4- 8

0- 5

0- 0

CONFERENCE

4- 2

0- 0

0- 1

2- 3

0- 2

0- 0

HOME

2- 1

0- 0

0- 0

2- 5

0- 3

0- 0

AWAY

2- 1

0- 0

0- 1

0- 0

0- 0

0- 0

NEUTRAL

0- 0

0- 0

0- 0

RPI 1-25

RPI 26-50

RPI 51-100

RPI 101+

Team's RPI: 126

RPI	S	Opponent	Score
9	A	Oregon St.	37 70
9	H	Oregon St.	48 77
11	A	Arizona St.	58 70
16	A	Washington	55 70
16	H	Washington	69 91
20	H	North Carolina	59 76

RPI	S	Opponent	Score
33	H	Fresno St.	59 68

RPI	S	Opponent	Score
59	A	Washington St.	70 69
59	H	Washington St.	76 79
85	A	UCLA	62 46
85	H	UCLA	67 65
93	A	Southern California	54 70
93	H	Southern California	63 57
96	N	American	64 72

RPI	S	Opponent	Score
109	N	Central Mich.	67 73
169	A	Arizona	78 81
202	H	Santa Clara	92 88
212	H	Navy	72 64
259	H	Utah St.	100 77
274	A	Portland	72 49
284	H	Northern Ariz.	59 47
292	H	Portland St.	63 56
314	H	Seattle	70 44

LAST 12 Division I GAMES:

16	A	Washington	55 70	59	H	Washington St.	76 79
59	A	Washington St.	70 69	16	H	Washington	69 91
93	H	Southern California	63 57	9	H	Oregon St.	48 77
85	H	UCLA	67 65	9	A	Oregon St.	37 70
169	A	Arizona	78 81	85	A	UCLA	62 46
11	A	Arizona St.	58 70	93	A	Southern California	54 70

Non-Div I Games:

Oregon

  Loss, 
   Non-Conf, 
   S Site, 
   H Home 
   A Away 
 N Neutral

Average RPI Win:	120	WON-LOST	WINNING	LAST 10	STRENGTH OF	OPP. STRENGTH	TEAM	ADJ.	CONF.	ADJ CONF.
Average RPI Loss:	9	RECORD	PCT. RANK	GAMES	SCHEDULE	OF SCHEDULE	RPI	RPI	RPI	RPI
DIV. I ONLY	20- 2	8	9- 1	52	8	9	9	5	5	
DIV. I NON-CONF.	9- 1	21	0- 0	147	28	24	24	3	3	
TOTALS	RPI 1-25	RPI 26-50	W-L RECORDS	RPI 51-100	RPI 101-150	RPI 150+				
20- 2	3- 2	0- 0	OVERALL	7- 0	5- 0	5- 0				
9- 0	1- 0	0- 0	HOME	3- 0	2- 0	3- 0				
7- 2	2- 0	0- 0	AWAY	3- 0	1- 0	1- 0				
4- 0	0- 0	0- 0	NEUTRAL	1- 0	2- 0	1- 0				
9- 1	1- 1	0- 0	NON-CONFERENCE	1- 0	3- 0	4- 0				
4- 0	0- 0	0- 0	HOME	0- 0	1- 0	3- 0				
1- 1	1- 1	0- 0	AWAY	0- 0	0- 0	0- 0				
4- 0	0- 0	0- 0	NEUTRAL	1- 0	2- 0	1- 0				
11- 1	2- 1	0- 0	CONFERENCE	6- 0	2- 0	1- 0				
5- 0	1- 0	0- 0	HOME	3- 0	1- 0	0- 0				
6- 1	1- 1	0- 0	AWAY	3- 0	1- 0	1- 0				
0- 0	0- 0	0- 0	NEUTRAL	0- 0	0- 0	0- 0				

RPI 1-25				Team's RPI: 9				RPI 26-50				RPI 51-100				RPI 101+			
RPI	S	Opponent	Score					RPI	S	Opponent	Score	RPI	S	Opponent	Score	RPI	S	Opponent	Score
1	A	Tennessee	63 74									59	A	Washington St.	61 56	125	N	Butler	85 53
11	A	Arizona St.	68 57									59	H	Washington St.	73 70	126	A	Oregon	77 48
16	A	Washington	67 76									66	N	BYU	71 61	126	H	Oregon	70 37
16	H	Washington	75 67									85	A	UCLA	65 47	130	H	Sacramento St.	109 61
20	A	North Carolina	70 55									85	H	UCLA	82 64	135	N	Southern Ill.	71 55
												93	A	Southern California	76 66	169	A	Arizona	73 55
												93	H	Southern California	68 35	208	H	Idaho	75 53
																259	H	Utah St.	85 62
																269	N	Nevada	73 50
																274	H	Portland	87 65
LAST 12 Division I GAMES:																			
59	A	Washington St.	61 56	16	H	Washington	75 67												
16	A	Washington	67 76	59	H	Washington St.	73 70												
85	H	UCLA	82 64	126	A	Oregon	77 48												
93	H	Southern California	68 35	126	H	Oregon	70 37												
11	A	Arizona St.	68 57	93	A	Southern California	76 66												
169	A	Arizona	73 55	85	A	UCLA	65 47												

Non-Div I Games: Concordia Portland 92 35

Oregon St.

## Pacific

Through Games Of Feb. 8, 2015

Average RPI Win: <b>186</b>	WON-LOST	WINNING	LAST 10	STRENGTH OF	OPP. STRENGTH	TEAM	ADJ.	CONF.	ADJ CONF.
Average RPI Loss: <b>66</b>	RECORD	PCT. RANK	GAMES	SCHEDULE	OF SCHEDULE	RPI	RPI	RPI	RPI
DIV. I ONLY	15- 6	52	7- 3	105	97	55	55	8	8
DIV. I NON-CONF.	6- 3	92	0- 0	50	176	54	54	7	7
TOTALS	RPI 1-25	RPI 26-50	W-L RECORDS	RPI 51-100	RPI 101-150	RPI 150+			
15- 6	0- 1	0- 1	OVERALL	2- 3	3- 1	10- 0			
7- 2	0- 1	0- 1	HOME	1- 0	1- 0	5- 0			
7- 4	0- 0	0- 0	AWAY	1- 3	2- 1	4- 0			
1- 0	0- 0	0- 0	NEUTRAL	0- 0	0- 0	1- 0			
6- 3	0- 1	0- 0	NON-CONFERENCE	0- 1	2- 1	4- 0			
3- 1	0- 1	0- 0	HOME	0- 0	1- 0	2- 0			
2- 2	0- 0	0- 0	AWAY	0- 1	1- 1	1- 0			
1- 0	0- 0	0- 0	NEUTRAL	0- 0	0- 0	1- 0			
9- 3	0- 0	0- 1	CONFERENCE	2- 2	1- 0	6- 0			
4- 1	0- 0	0- 1	HOME	1- 0	0- 0	3- 0			
5- 2	0- 0	0- 0	AWAY	1- 2	1- 0	3- 0			
0- 0	0- 0	0- 0	NEUTRAL	0- 0	0- 0	0- 0			

RPI 1-25				RPI 26-50				RPI 51-100				Team's RPI: 55	RPI 101+			
RPI	S	Opponent	Score	RPI	S	Opponent	Score	RPI	S	Opponent	Score		RPI	S	Opponent	Score
17	H	California	64 <b>84</b>	41	H	Gonzaga	63 <b>73</b>	58	A	St. Mary's (CA)	88 86		101	A	Hawaii	69 61
								58	H	St. Mary's (CA)	61 48		114	H	Montana	62 50
								66	A	BYU	72 <b>89</b>		121	A	UC Davis	53 <b>60</b>
								71	A	Long Beach St.	43 <b>53</b>		145	A	San Francisco	92 54
								77	A	San Diego	52 <b>56</b>		153	N	New Mexico St.	67 62
													196	A	Pepperdine	63 59
													196	H	Pepperdine	77 60
													202	A	Santa Clara	61 59
													205	H	Iona	64 49
													259	H	Utah St.	70 62
													269	A	Nevada	64 53
													274	H	Portland	71 69
													281	A	Loyola Marymount	84 61
													281	H	Loyola Marymount	89 69
LAST 12 Division I GAMES:																
58	H	St. Mary's (CA)	61 48	66	A	BYU	72 <b>89</b>									
281	A	Loyola Marymount	84 61	58	A	St. Mary's (CA)	88 86									
196	A	Pepperdine	63 59	196	H	Pepperdine	77 60									
41	H	Gonzaga	63 <b>73</b>	281	H	Loyola Marymount	89 69									
274	H	Portland	71 69	202	A	Santa Clara	61 59									
77	A	San Diego	52 <b>56</b>	145	A	San Francisco	92 54									

Non-Div I Games: Cal Maritime 70 23 Cal St. Stanislaus 98 67

Pacific

■ Loss, 
 ■ Non-Conf, 
 ■ S Site, 
 ■ Home 
 ■ Away 
 N Neutral

Average RPI Win:	195	WON-LOST	WINNING	LAST 10	STRENGTH OF	OPP. STRENGTH	TEAM	ADJ.	CONF.	ADJ CONF.
Average RPI Loss:	82	RECORD	PCT. RANK	GAMES	SCHEDULE	OF SCHEDULE	RPI	RPI	RPI	RPI
DIV. I ONLY	11- 7	104	6- 3	73	118	90	90	9	9	
DIV. I NON-CONF.	8- 5	123	4- 2	120	129	102	102	11	11	
TOTALS	RPI 1-25	RPI 26-50	W-L RECORDS	RPI 51-100	RPI 101-150	RPI 150+				
11- 7	0- 2	0- 0	OVERALL	1- 4	2- 0	8- 1				
7- 3	0- 0	0- 0	HOME	1- 3	2- 0	4- 0				
4- 4	0- 2	0- 0	AWAY	0- 1	0- 0	4- 1				
0- 0	0- 0	0- 0	NEUTRAL	0- 0	0- 0	0- 0				
8- 5	0- 1	0- 0	NON-CONFERENCE	1- 3	2- 0	5- 1				
6- 2	0- 0	0- 0	HOME	1- 2	2- 0	3- 0				
2- 3	0- 1	0- 0	AWAY	0- 1	0- 0	2- 1				
0- 0	0- 0	0- 0	NEUTRAL	0- 0	0- 0	0- 0				
3- 2	0- 1	0- 0	CONFERENCE	0- 1	0- 0	3- 0				
1- 1	0- 0	0- 0	HOME	0- 1	0- 0	1- 0				
2- 1	0- 1	0- 0	AWAY	0- 0	0- 0	2- 0				
0- 0	0- 0	0- 0	NEUTRAL	0- 0	0- 0	0- 0				

RPI 1-25				RPI 26-50				RPI 51-100 Team's RPI: 90				RPI 101+			
RPI	S	Opponent	Score	RPI	S	Opponent	Score	RPI	S	Opponent	Score	RPI	S	Opponent	Score
1	A	Tennessee	52 97					84	A	Drexel	58 67	117	H	Saint Joseph's	65 51
18	A	Princeton	54 83					87	H	Villanova	44 70	143	H	Temple	52 50
								88	H	Cornell	49 60	159	A	Harvard	74 69
								91	H	Hampton	43 58	174	A	Dartmouth	55 39
								95	H	Richmond	49 47	181	H	La Salle	57 29
												193	H	New Hampshire	74 39
												207	A	Lafayette	57 60
												212	A	Navy	60 51
												287	H	UMBC	69 63
												291	H	Columbia	78 57
												295	A	NJIT	59 29
LAST 12 Division I GAMES:															
291	H	Columbia	78 57	95	H	Richmond	49 47								
88	H	Cornell	49 60	18	A	Princeton	54 83								
159	A	Harvard	74 69	143	H	Temple	52 50								
174	A	Dartmouth	55 39	287	H	UMBC	69 63								
295	A	NJIT	59 29	84	A	Drexel	58 67								
87	H	Villanova	44 70	117	H	Saint Joseph's	65 51								

Non-Div I Games: King's (PA) 85 20

Penn

Average RPI Win:	183	WON-LOST	WINNING	LAST 10	STRENGTH OF	OPP. STRENGTH	TEAM	ADJ.	CONF.	ADJ CONF.
Average RPI Loss:	65	RECORD	PCT. RANK	GAMES	SCHEDULE	OF SCHEDULE	RPI	RPI	RPI	RPI
DIV. I ONLY	6- 18	297	3- 7	18	49	172	172	4	4	
DIV. I NON-CONF.	3- 8	263	0- 0	65	187	241	241	2	2	
TOTALS	RPI 1-25	RPI 26-50	W-L RECORDS	RPI 51-100	RPI 101-150	RPI 150+				
6- 18	0- 3	1- 8	OVERALL	1- 3	1- 3	3- 1				
5- 7	0- 2	1- 2	HOME	0- 2	1- 1	3- 0				
1- 9	0- 1	0- 6	AWAY	1- 0	0- 2	0- 0				
0- 2	0- 0	0- 0	NEUTRAL	0- 1	0- 0	0- 1				
3- 8	0- 1	0- 2	NON-CONFERENCE	0- 2	0- 2	3- 1				
3- 4	0- 1	0- 1	HOME	0- 1	0- 1	3- 0				
0- 2	0- 0	0- 1	AWAY	0- 0	0- 1	0- 0				
0- 2	0- 0	0- 0	NEUTRAL	0- 1	0- 0	0- 1				
3- 10	0- 2	1- 6	CONFERENCE	1- 1	1- 1	0- 0				
2- 3	0- 1	1- 1	HOME	0- 1	1- 0	0- 0				
1- 7	0- 1	0- 5	AWAY	1- 0	0- 1	0- 0				
0- 0	0- 0	0- 0	NEUTRAL	0- 0	0- 0	0- 0				

RPI 1-25				RPI 26-50				RPI 51-100				RPI 101+ Team's RPI: 172			
RPI	S	Opponent	Score	RPI	S	Opponent	Score	RPI	S	Opponent	Score	RPI	S	Opponent	Score
4	H	Maryland	62 77	26	A	Syracuse	39 61	76	H	Albany (NY)	53 54	129	A	Wisconsin	46 65
6	A	Iowa	52 77	30	A	Nebraska	45 73	86	A	Purdue	54 50	131	A	Hartford	57 62
25	H	South Fla.	87 90	35	A	Ohio St.	60 69	88	N	Liberty	68 80	141	H	St. Bonaventure	54 56
				37	A	Rutgers	65 76	92	H	Illinois	76 91	149	H	Indiana	79 75
				37	H	Rutgers	51 71					184	N	Samford	56 59
				38	A	Minnesota	64 75					217	H	Towson	71 64
				43	H	Seton Hall	70 75					275	H	Rider	85 51
				44	H	Northwestern	76 75					325	H	Wagner	96 66
				45	A	Michigan	53 89								
LAST 12 Division I GAMES:															
86	A	Purdue	54 50	35	A	Ohio St.	60 69								
4	H	Maryland	62 77	30	A	Nebraska	45 73								
37	A	Rutgers	65 76	37	H	Rutgers	51 71								
38	A	Minnesota	64 75	129	A	Wisconsin	46 65								
44	H	Northwestern	76 75	92	H	Illinois	76 91								
149	H	Indiana	79 75	45	A	Michigan	53 89								

Non-Div I Games:

Penn St.

■ Loss, 
■ Non-Conf, 
■ S Site, 
■ H Home 
■ A Away 
N Neutral

# Pepperdine

Through Games Of Feb. 8, 2015

Average RPI Win:	250	WON-LOST	WINNING	LAST 10	STRENGTH OF	OPP. STRENGTH	TEAM	ADJ.	CONF.	ADJ CONF.
Average RPI Loss:	88	RECORD	PCT. RANK	GAMES	SCHEDULE	OF SCHEDULE	RPI	RPI	RPI	RPI
DIV. I ONLY	6- 18	297	0- 10	39	150	196	196	8	8	
DIV. I NON-CONF.	5- 6	177	0- 0	81	221	116	116	7	7	
TOTALS	RPI 1-25	RPI 26-50	W-L RECORDS	RPI 51-100	RPI 101-150	RPI 150+				
6- 18	0- 1	0- 2	OVERALL	0- 10	0- 3	6- 2				
1- 9	0- 0	0- 0	HOME	0- 6	0- 2	1- 1				
4- 9	0- 1	0- 2	AWAY	0- 4	0- 1	4- 1				
1- 0	0- 0	0- 0	NEUTRAL	0- 0	0- 0	1- 0				
5- 6	0- 1	0- 1	NON-CONFERENCE	0- 2	0- 2	5- 0				
0- 3	0- 0	0- 0	HOME	0- 2	0- 1	0- 0				
4- 3	0- 1	0- 1	AWAY	0- 0	0- 1	4- 0				
1- 0	0- 0	0- 0	NEUTRAL	0- 0	0- 0	1- 0				
1- 12	0- 0	0- 1	CONFERENCE	0- 8	0- 1	1- 2				
1- 6	0- 0	0- 0	HOME	0- 4	0- 1	1- 1				
0- 6	0- 0	0- 1	AWAY	0- 4	0- 0	0- 1				
0- 0	0- 0	0- 0	NEUTRAL	0- 0	0- 0	0- 0				

RPI S	Opponent	Score	RPI S	Opponent	Score	RPI S	Opponent	Score	RPI S	Opponent	Score	Team's RPI: 196
6	A Iowa	68 97	30	A Nebraska	65 100	55	A Pacific	60 77	108	H Army	44 56	
			41	A Gonzaga	64 73	55	H Pacific	59 63	111	A CSUN	48 74	
						58	A St. Mary's (CA)	68 73	145	H San Francisco	58 69	
						58	H St. Mary's (CA)	49 53	152	N UT Martin	59 58	
						66	A BYU	58 77	157	A Cal Poly	76 69	
						66	H BYU	78 84	202	H Santa Clara	54 65	
						71	H Long Beach St.	69 78	274	A Portland	61 80	
						76	H Albany (NY)	36 62	281	H Loyola Marymount	98 91	
						77	A San Diego	55 72	282	A UC Irvine	76 53	
						77	H San Diego	64 68	284	A Northern Ariz.	66 63	
									342	A UC Santa Barbara	66 44	
LAST 12 Division I GAMES:												
77	A San Diego	55 72	274	A Portland	61 80							
66	A BYU	58 77	41	A Gonzaga	64 73							
58	H St. Mary's (CA)	49 53	66	H BYU	78 84							
55	H Pacific	59 63	77	H San Diego	64 68							
202	H Santa Clara	54 65	55	A Pacific	60 77							
145	H San Francisco	58 69	58	A St. Mary's (CA)	68 73							

Non-Div I Games:

Pepperdine

Loss, Non-Conf, S Site, H Home A Away N Neutral

Average RPI Win:	137	WON-LOST	WINNING	LAST 10	STRENGTH OF	OPP. STRENGTH	TEAM	ADJ.	CONF.	ADJ CONF.
Average RPI Loss:	21	RECORD	PCT. RANK	GAMES	SCHEDULE	OF SCHEDULE	RPI	RPI	RPI	RPI
DIV. I ONLY	15- 8	80	5- 5	6	28	32	32	2	2	
DIV. I NON-CONF.	10- 3	52	2- 0	73	96	48	48	4	4	
TOTALS	RPI 1-25	RPI 26-50	W-L RECORDS	RPI 51-100	RPI 101-150	RPI 150+				
15- 8	1- 6	2- 1	OVERALL	5- 1	2- 0	5- 0				
12- 3	1- 2	1- 1	HOME	3- 0	2- 0	5- 0				
3- 5	0- 4	1- 0	AWAY	2- 1	0- 0	0- 0				
0- 0	0- 0	0- 0	NEUTRAL	0- 0	0- 0	0- 0				
10- 3	0- 2	2- 0	NON-CONFERENCE	2- 1	1- 0	5- 0				
9- 1	0- 1	1- 0	HOME	2- 0	1- 0	5- 0				
1- 2	0- 1	1- 0	AWAY	0- 1	0- 0	0- 0				
0- 0	0- 0	0- 0	NEUTRAL	0- 0	0- 0	0- 0				
5- 5	1- 4	0- 1	CONFERENCE	3- 0	1- 0	0- 0				
3- 2	1- 1	0- 1	HOME	1- 0	1- 0	0- 0				
2- 3	0- 3	0- 0	AWAY	2- 0	0- 0	0- 0				
0- 0	0- 0	0- 0	NEUTRAL	0- 0	0- 0	0- 0				

RPI 1-25				RPI 26-50				Team's RPI: 32		RPI 51-100				RPI 101+			
RPI	S	Opponent	Score	RPI	S	Opponent	Score			RPI	S	Opponent	Score	RPI	S	Opponent	Score
7	A	Louisville	35 48	26	H	Syracuse	60 68			53	H	Miami (FL)	81 66	106	H	Boston College	78 70
7	H	Louisville	57 63	35	A	Ohio St.	78 74			61	A	Duquesne	77 87	148	H	Ball St.	59 47
12	A	Florida St.	43 58	45	H	Michigan	85 64			65	H	Youngstown St.	78 52	186	H	Radford	72 47
13	A	Duke	45 62							80	A	Georgia Tech	75 72	247	H	Niagara	70 54
18	H	Princeton	43 59							80	A	North Carolina St.	60 50	252	H	Loyola Maryland	84 46
20	H	North Carolina	84 59							84	H	Drexel	72 53	322	H	Saint Francis (PA)	97 59
21	A	James Madison	64 80											336	H	Delaware St.	93 58
LAST 12 Division I GAMES:																	
7	A	Louisville	35 48	80	A	Georgia Tech	75 72										
80	A	North Carolina St.	60 50	12	A	Florida St.	43 58										
53	H	Miami (FL)	81 66	20	H	North Carolina	84 59										
13	A	Duke	45 62	7	H	Louisville	57 63										
106	H	Boston College	78 70	336	H	Delaware St.	93 58										
26	H	Syracuse	60 68	322	H	Saint Francis (PA)	97 59										

Non-Div I Games:

Pittsburgh

■ Loss, 
■ Non-Conf, S Site, 
■ Home 
■ Away 
N Neutral



Average RPI Win:	252	WON-LOST	WINNING	LAST 10	STRENGTH OF	OPP. STRENGTH	TEAM	ADJ.	CONF.	ADJ CONF.
Average RPI Loss:	112	RECORD	PCT. RANK	GAMES	SCHEDULE	OF SCHEDULE	RPI	RPI	RPI	RPI
DIV. I ONLY	4- 19	321	0- 4	100	102	274	274	8	8	
DIV. I NON-CONF.	2- 9	297	0- 0	136	117	272	272	7	7	
TOTALS	RPI 1-25	RPI 26-50	W-L RECORDS	RPI 51-100	RPI 101-150	RPI 150+				
4- 19	0- 2	0- 2	OVERALL	0- 4	0- 6	4- 5				
3- 8	0- 1	0- 1	HOME	0- 2	0- 3	3- 1				
0- 11	0- 0	0- 1	AWAY	0- 0	0- 1	0- 1				
1- 0	0- 0	0- 0	NEUTRAL	0- 0	0- 0	1- 0				
2- 9	0- 2	0- 0	NON-CONFERENCE	0- 0	0- 4	2- 3				
1- 3	0- 1	0- 0	HOME	0- 0	0- 2	1- 0				
0- 6	0- 1	0- 0	AWAY	0- 0	0- 2	0- 3				
1- 0	0- 0	0- 0	NEUTRAL	0- 0	0- 0	1- 0				
2- 10	0- 0	0- 2	CONFERENCE	0- 4	0- 2	2- 2				
2- 5	0- 0	0- 1	HOME	0- 2	0- 1	2- 1				
0- 5	0- 0	0- 1	AWAY	0- 2	0- 1	0- 1				
0- 0	0- 0	0- 0	NEUTRAL	0- 0	0- 0	0- 0				

RPI 1-25				RPI 26-50				RPI 51-100				RPI 101+ Team's RPI: 274			
RPI	S	Opponent	Score	RPI	S	Opponent	Score	RPI	S	Opponent	Score	RPI	S	Opponent	Score
9	A	Oregon St.	65 87	41	A	Gonzaga	57 79	55	A	Pacific	69 71	111	A	CSUN	41 45
16	H	Washington	45 80	41	H	Gonzaga	63 85	58	A	St. Mary's (CA)	53 66	114	H	Montana	55 69
								66	H	BYU	79 83	126	H	Oregon	49 72
								77	H	San Diego	65 87	132	A	Boise St.	58 94
												145	A	San Francisco	68 85
												145	H	San Francisco	44 79
												157	A	Cal Poly	67 76
												167	A	Eastern Wash.	65 72
												196	H	Pepperdine	80 61
												202	A	Santa Clara	68 83
												202	H	Santa Clara	55 64
												239	N	Utah	58 50
												269	A	Nevada	59 84
												281	H	Loyola Marymount	83 65
												292	H	Portland St.	91 63
LAST 12 Division I GAMES:															
41	A	Gonzaga	57 79	281	H	Loyola Marymount	83 65	145	A	San Francisco	68 85	41	H	Gonzaga	63 85
202	H	Santa Clara	55 64	145	A	San Francisco	68 85	66	H	BYU	79 83	167	A	Eastern Wash.	65 72
145	H	San Francisco	44 79	41	H	Gonzaga	63 85	167	A	Eastern Wash.	65 72	114	H	Montana	55 69
58	A	St. Mary's (CA)	53 66	66	H	BYU	79 83								
55	A	Pacific	69 71	167	A	Eastern Wash.	65 72								
196	H	Pepperdine	80 61	114	H	Montana	55 69								

Non-Div I Games:

Portland

■ Loss, 
■ Non-Conf, 
■ S Site, 
■ H Home 
■ A Away 
N Neutral

Average RPI Win:	204	WON-LOST	WINNING	LAST 10	STRENGTH OF	OPP. STRENGTH	TEAM	ADJ.	CONF.	ADJ CONF.
Average RPI Loss:	173	RECORD	PCT. RANK	GAMES	SCHEDULE	OF SCHEDULE	RPI	RPI	RPI	RPI
DIV. I ONLY	3- 17	328	0- 1	131	251	292	292	22	22	
DIV. I NON-CONF.	2- 7	290	0- 1	68	240	217	217	22	22	
TOTALS	RPI 1-25	RPI 26-50	W-L RECORDS	RPI 51-100	RPI 101-150	RPI 150+				
3- 17	0- 1	0- 1	OVERALL	0- 2	1- 3	2- 10				
2- 6	0- 0	0- 0	HOME	0- 2	1- 1	1- 3				
1- 11	0- 0	0- 1	AWAY	0- 0	0- 0	1- 0				
0- 0	0- 0	0- 0	NEUTRAL	0- 0	0- 0	0- 0				
2- 7	0- 1	0- 1	NON-CONFERENCE	0- 2	0- 1	2- 2				
1- 2	0- 0	0- 0	HOME	0- 2	0- 0	1- 0				
1- 5	0- 1	0- 1	AWAY	0- 0	0- 1	1- 2				
0- 0	0- 0	0- 0	NEUTRAL	0- 0	0- 0	0- 0				
1- 10	0- 0	0- 0	CONFERENCE	0- 0	1- 2	0- 8				
1- 4	0- 0	0- 0	HOME	0- 0	1- 1	0- 3				
0- 6	0- 0	0- 0	AWAY	0- 0	0- 1	0- 5				
0- 0	0- 0	0- 0	NEUTRAL	0- 0	0- 0	0- 0				

RPI S	Opponent	Score	RPI S	Opponent	Score	RPI S	Opponent	Score	RPI S	Opponent	Score	Team's RPI: 292
18	A Princeton	33 104	41	A Gonzaga	41 73	71	H Long Beach St.	58 62	110	H North Dakota	73 70	
						72	H South Dakota	57 86	114	A Montana	31 72	
									126	A Oregon	56 63	
									130	H Sacramento St.	60 92	
									167	A Eastern Wash.	54 101	
									208	A Idaho	49 77	
									209	A Montana St.	46 63	
									212	H Navy	56 50	
									221	H Northern Colo.	54 68	
									222	A Southern Utah	74 86	
									227	H Idaho St.	53 65	
									250	H Weber St.	51 60	
									274	A Portland	63 91	
									284	A Northern Ariz.	46 94	
									291	A Columbia	71 66	
									314	A Seattle	47 54	
LAST 12 Division I GAMES:												
41	A Gonzaga	41 73	208	A Idaho	49 77							
130	H Sacramento St.	60 92	167	A Eastern Wash.	54 101							
209	A Montana St.	46 63	110	H North Dakota	73 70							
114	A Montana	31 72	221	H Northern Colo.	54 68							
227	H Idaho St.	53 65	284	A Northern Ariz.	46 94							
250	H Weber St.	51 60	222	A Southern Utah	74 86							

Non-Div I Games: Corban 64 74 Western Wash. 64 75

Portland St.

Average RPI Win:	298	WON-LOST	WINNING	LAST 10	STRENGTH OF	OPP. STRENGTH	TEAM	ADJ.	CONF.	ADJ CONF.
Average RPI Loss:	156	RECORD	PCT. RANK	GAMES	SCHEDULE	OF SCHEDULE	RPI	RPI	RPI	RPI
DIV. I ONLY	8- 13	240	3- 3	237	289	232	232	33	33	
DIV. I NON-CONF.	2- 9	297	0- 1	61	43	173	173	31	31	
TOTALS	RPI 1-25	RPI 26-50	W-L RECORDS	RPI 51-100	RPI 101-150	RPI 150+				
8- 13	0- 3	0- 1	OVERALL	0- 1	0- 1	8- 7				
4- 1	0- 0	0- 0	HOME	0- 0	0- 0	4- 1				
4- 10	0- 0	0- 0	AWAY	0- 0	0- 1	4- 3				
0- 2	0- 1	0- 1	NEUTRAL	0- 0	0- 0	0- 0				
2- 9	0- 3	0- 1	NON-CONFERENCE	0- 1	0- 1	2- 3				
0- 0	0- 0	0- 0	HOME	0- 0	0- 0	0- 0				
2- 7	0- 2	0- 0	AWAY	0- 1	0- 1	2- 3				
0- 2	0- 1	0- 1	NEUTRAL	0- 0	0- 0	0- 0				
6- 4	0- 0	0- 0	CONFERENCE	0- 0	0- 0	6- 4				
4- 1	0- 0	0- 0	HOME	0- 0	0- 0	4- 1				
2- 3	0- 0	0- 0	AWAY	0- 0	0- 0	2- 3				
0- 0	0- 0	0- 0	NEUTRAL	0- 0	0- 0	0- 0				

RPI 1-25				RPI 26-50				RPI 51-100				RPI 101+ Team's RPI: 232			
RPI	S	Opponent	Score	RPI	S	Opponent	Score	RPI	S	Opponent	Score	RPI	S	Opponent	Score
2	A	Baylor	64 108	28	N	Stanford	45 88	68	A	TCU	50 56	101	A	Hawaii	58 72
20	N	North Carolina	45 81									161	A	Stephen F. Austin	73 83
24	A	Texas A&M	41 59									214	A	Texas Southern	55 70
												214	H	Texas Southern	63 61
												260	A	Rice	58 70
												263	A	UTEP	48 86
												264	A	Houston	61 56
												265	A	Southern U.	51 67
												286	A	Sam Houston St.	70 53
												289	H	Jackson St.	82 65
												290	H	Alabama St.	65 73
												306	H	Grambling	85 57
												330	A	Ark.-Pine Bluff	83 66
												331	A	Alcorn	46 68
												344	H	Alabama A&M	81 64
												348	A	Mississippi Val.	78 61
LAST 12 Division I GAMES:															
214	A	Texas Southern	55 70	290	H	Alabama St.	65 73								
330	A	Ark.-Pine Bluff	83 66	344	H	Alabama A&M	81 64								
289	H	Jackson St.	82 65	348	A	Mississippi Val.	78 61								
214	H	Texas Southern	63 61	306	H	Grambling	85 57								
331	A	Alcorn	46 68	265	A	Southern U.	51 67								
101	A	Hawaii	58 72	2	A	Baylor	64 108								

Non-Div I Games: Schreiner 90 38

Prairie View

Loss, Non-Conf, S Site, H Home A Away N Neutral

Presbyterian

Through Games Of Feb. 8, 2015

Average RPI Win: <b>299</b>	WON-LOST	WINNING	LAST 10	STRENGTH OF	OPP. STRENGTH	TEAM	ADJ.	CONF.	ADJ CONF.
Average RPI Loss: <b>196</b>	RECORD	PCT. RANK	GAMES	SCHEDULE	OF SCHEDULE	RPI	RPI	RPI	RPI
DIV. I ONLY	10- 12	198	5- 5	275	349	235	235	28	28
DIV. I NON-CONF.	3- 4	197	0- 0	216	345	175	175	32	32
TOTALS	RPI 1-25	RPI 26-50	W-L RECORDS	RPI 51-100	RPI 101-150	RPI 150+			
10- 12	0- 0	0- 0	OVERALL	0- 1	0- 2	10- 9			
7- 1	0- 0	0- 0	HOME	0- 0	0- 0	7- 1			
3- 11	0- 0	0- 0	AWAY	0- 1	0- 2	3- 8			
0- 0	0- 0	0- 0	NEUTRAL	0- 0	0- 0	0- 0			
3- 4	0- 0	0- 0	NON-CONFERENCE	0- 0	0- 2	3- 2			
1- 0	0- 0	0- 0	HOME	0- 0	0- 0	1- 0			
2- 4	0- 0	0- 0	AWAY	0- 0	0- 2	2- 2			
0- 0	0- 0	0- 0	NEUTRAL	0- 0	0- 0	0- 0			
7- 8	0- 0	0- 0	CONFERENCE	0- 1	0- 0	7- 7			
6- 1	0- 0	0- 0	HOME	0- 0	0- 0	6- 1			
1- 7	0- 0	0- 0	AWAY	0- 1	0- 0	1- 6			
0- 0	0- 0	0- 0	NEUTRAL	0- 0	0- 0	0- 0			

RPI S	Opponent	Score	RPI S	Opponent	Score	RPI S	Opponent	Score	RPI S	Opponent	Score	Team's RPI: 235
						88	A Liberty	42 59	120	A VCU	36 55	
									134	A Old Dominion	26 41	
									173	A Xavier	43 45	
									182	A High Point	49 54	
									182	H High Point	78 59	
									186	A Radford	68 75	
									186	H Radford	35 43	
									195	A Charlotte	50 66	
									215	A Winthrop	51 54	
									246	A Campbell	45 58	
									246	H Campbell	51 42	
									279	H South Carolina St.	46 33	
									297	A Gardner-Webb	47 50	
									297	H Gardner-Webb	55 50	
									313	A Coastal Caro.	84 78	
									315	A Western Caro.	51 44	
									327	A UNC Asheville	46 59	
									327	H UNC Asheville	69 57	
									332	A N.C. Central	45 33	
									346	H Longwood	53 48	
									349	H Charleston So.	71 40	
LAST 12 Division I GAMES:												
186	A Radford	68 75	349	H Charleston So.	71 40							
182	H High Point	78 59	346	H Longwood	53 48							
297	A Gardner-Webb	47 50	313	A Coastal Caro.	84 78							
327	A UNC Asheville	46 59	186	H Radford	35 43							
246	H Campbell	51 42	88	A Liberty	42 59							
215	A Winthrop	51 54	327	H UNC Asheville	69 57							

Non-Div I Games: Southern Wesleyan 81 50 Allen 120 45

Presbyterian

Loss, Non-Conf, S Site, H Home A Away N Neutral

Average RPI Win:	154	WON-LOST	WINNING	LAST 10	STRENGTH OF	OPP. STRENGTH	TEAM	ADJ.	CONF.	ADJ CONF.
Average RPI Loss:	0	RECORD	PCT. RANK	GAMES	SCHEDULE	OF SCHEDULE	RPI	RPI	RPI	RPI
DIV. I ONLY	21- 0	1	10- 0	133	76	18	18	9	9	
DIV. I NON-CONF.	16- 0	1	7- 0	158	54	18	18	11	11	
TOTALS	RPI 1-25	RPI 26-50	W-L RECORDS	RPI 51-100	RPI 101-150	RPI 150+				
21- 0	0- 0	2- 0	OVERALL	7- 0	2- 0	10- 0				
7- 0	0- 0	0- 0	HOME	3- 0	0- 0	4- 0				
10- 0	0- 0	2- 0	AWAY	4- 0	0- 0	4- 0				
4- 0	0- 0	0- 0	NEUTRAL	0- 0	2- 0	2- 0				
16- 0	0- 0	2- 0	NON-CONFERENCE	5- 0	2- 0	7- 0				
4- 0	0- 0	0- 0	HOME	1- 0	0- 0	3- 0				
8- 0	0- 0	2- 0	AWAY	4- 0	0- 0	2- 0				
4- 0	0- 0	0- 0	NEUTRAL	0- 0	2- 0	2- 0				
5- 0	0- 0	0- 0	CONFERENCE	2- 0	0- 0	3- 0				
3- 0	0- 0	0- 0	HOME	2- 0	0- 0	1- 0				
2- 0	0- 0	0- 0	AWAY	0- 0	0- 0	2- 0				
0- 0	0- 0	0- 0	NEUTRAL	0- 0	0- 0	0- 0				

RPI S	Opponent	Score	RPI S	Opponent	Score	RPI S	Opponent	Score	RPI S	Opponent	Score
32	A Pittsburgh	59 43	45	A Michigan	85 55	61	A Duquesne	79 62	114	N Montana	80 55
						75	A Fordham	67 53	131	N Hartford	64 51
						84	H Drexel	59 43	159	A Harvard	96 46
						88	H Cornell	75 47	174	A Dartmouth	83 65
						90	H Penn	83 54	177	N Wake Forest	72 55
						91	A Hampton	75 63	195	N Charlotte	73 43
						96	A American	63 56	200	A Delaware	87 59
									241	A Monmouth	84 53
									278	H Georgetown	83 54
									291	H Columbia	83 44
									292	H Portland St.	104 33
									323	H Binghamton	96 58
LAST 12 Division I GAMES:											
88	H Cornell	75 47	75	A Fordham	67 53						
291	H Columbia	83 44	131	N Hartford	64 51						
174	A Dartmouth	83 65	241	A Monmouth	84 53						
159	A Harvard	96 46	292	H Portland St.	104 33						
90	H Penn	83 54	200	A Delaware	87 59						
91	A Hampton	75 63	323	H Binghamton	96 58						

Non-Div I Games:

Princeton

Providence

Through Games Of Feb. 8, 2015

Average RPI Win:	177	WON-LOST	WINNING	LAST 10	STRENGTH OF	OPP. STRENGTH	TEAM	ADJ.	CONF.	ADJ CONF.
Average RPI Loss:	110	RECORD	PCT. RANK	GAMES	SCHEDULE	OF SCHEDULE	RPI	RPI	RPI	RPI
DIV. I ONLY	5- 19	310	1- 9	43	91	233	233	10	10	
DIV. I NON-CONF.	3- 8	263	0- 0	51	78	207	207	9	9	
TOTALS	RPI 1-25	RPI 26-50	W-L RECORDS	RPI 51-100	RPI 101-150	RPI 150+				
5- 19	0- 2	0- 2	OVERALL	2- 5	0- 6	3- 4				
4- 7	0- 0	0- 1	HOME	2- 2	0- 2	2- 2				
1- 12	0- 2	0- 1	AWAY	0- 3	0- 4	1- 2				
0- 0	0- 0	0- 0	NEUTRAL	0- 0	0- 0	0- 0				
3- 8	0- 2	0- 0	NON-CONFERENCE	1- 1	0- 4	2- 1				
3- 2	0- 0	0- 0	HOME	1- 0	0- 1	2- 1				
0- 6	0- 2	0- 0	AWAY	0- 1	0- 3	0- 0				
0- 0	0- 0	0- 0	NEUTRAL	0- 0	0- 0	0- 0				
2- 11	0- 0	0- 2	CONFERENCE	1- 4	0- 2	1- 3				
1- 5	0- 0	0- 1	HOME	1- 2	0- 1	0- 1				
1- 6	0- 0	0- 1	AWAY	0- 2	0- 1	1- 2				
0- 0	0- 0	0- 0	NEUTRAL	0- 0	0- 0	0- 0				

RPI 1-25				RPI 26-50				RPI 51-100				RPI 101+ Team's RPI: 233			
RPI	S	Opponent	Score	RPI	S	Opponent	Score	RPI	S	Opponent	Score	RPI	S	Opponent	Score
14	A	Dayton	56 72	43	A	Seton Hall	40 67	57	A	DePaul	42 90	106	A	Boston College	51 79
19	A	FGCU	58 68	43	H	Seton Hall	67 68	60	H	Creighton	54 65	123	H	Rhode Island	56 63
								61	H	Duquesne	67 56	125	A	Butler	61 66
								83	A	St. John's (NY)	49 70	125	H	Butler	59 67
								83	H	St. John's (NY)	52 68	131	A	Hartford	54 57
								87	H	Villanova	51 49	144	A	Bryant	80 90
								95	A	Richmond	59 75	173	A	Xavier	59 71
												173	H	Xavier	57 68
												206	H	Virginia Tech	69 72
												229	H	Brown	78 69
												240	H	UMass Lowell	66 54
												266	A	Marquette	66 58
												278	A	Georgetown	61 69
LAST 12 Division I GAMES:															
83	A	St. John's (NY)	49 70	60	H	Creighton	54 65								
43	A	Seton Hall	40 67	43	H	Seton Hall	67 68								
173	H	Xavier	57 68	278	A	Georgetown	61 69								
125	H	Butler	59 67	173	A	Xavier	59 71								
57	A	DePaul	42 90	125	A	Butler	61 66								
266	A	Marquette	66 58	83	H	St. John's (NY)	52 68								

Non-Div I Games:

Providence

Loss, Non-Conf, S Site, H Home A Away N Neutral

Average RPI Win:	146	WON-LOST	WINNING	LAST 10	STRENGTH OF	OPP. STRENGTH	TEAM	ADJ.	CONF.	ADJ CONF.
Average RPI Loss:	51	RECORD	PCT. RANK	GAMES	SCHEDULE	OF SCHEDULE	RPI	RPI	RPI	RPI
DIV. I ONLY	10- 13	211	2- 8	8	27	86	86	4	4	
DIV. I NON-CONF.	7- 4	107	0- 0	12	35	57	57	2	2	
TOTALS	RPI 1-25	RPI 26-50	W-L RECORDS	RPI 51-100	RPI 101-150	RPI 150+				
10- 13	0- 5	1- 5	OVERALL	2- 0	5- 2	2- 1				
6- 7	0- 1	0- 4	HOME	1- 0	3- 1	2- 1				
3- 5	0- 3	1- 1	AWAY	1- 0	1- 1	0- 0				
1- 1	0- 1	0- 0	NEUTRAL	0- 0	1- 0	0- 0				
7- 4	0- 3	0- 1	NON-CONFERENCE	1- 0	4- 0	2- 0				
5- 2	0- 1	0- 1	HOME	1- 0	2- 0	2- 0				
1- 1	0- 1	0- 0	AWAY	0- 0	1- 0	0- 0				
1- 1	0- 1	0- 0	NEUTRAL	0- 0	1- 0	0- 0				
3- 9	0- 2	1- 4	CONFERENCE	1- 0	1- 2	0- 1				
1- 5	0- 0	0- 3	HOME	0- 0	1- 1	0- 1				
2- 4	0- 2	1- 1	AWAY	1- 0	0- 1	0- 0				
0- 0	0- 0	0- 0	NEUTRAL	0- 0	0- 0	0- 0				

RPI 1-25				RPI 26-50				RPI 51-100				RPI 101+			
RPI	S	Opponent	Score	RPI	S	Opponent	Score	RPI	S	Opponent	Score	RPI	S	Opponent	Score
4	A	Maryland	64 88	27	H	Green Bay	78 81	70	H	Kansas	61 48	104	H	Wright St.	70 46
6	A	Iowa	59 73	30	A	Nebraska	59 69	92	A	Illinois	62 55	119	N	Texas Tech	69 53
12	H	Florida St.	64 67	35	H	Ohio St.	71 79					129	H	Wisconsin	56 65
14	A	Dayton	61 63	37	H	Rutgers	49 58					142	H	Toledo	66 48
15	N	George Washington	59 79	38	A	Minnesota	90 88					148	A	Ball St.	66 60
				38	H	Minnesota	68 81					149	A	Indiana	55 72
												149	H	Indiana	86 64
												172	H	Penn St.	50 54
												282	H	UC Irvine	69 44
												312	H	Denver	65 51
LAST 12 Division I GAMES:															
172	H	Penn St.	50 54	129	H	Wisconsin	56 65								
149	A	Indiana	55 72	6	A	Iowa	59 73								
37	H	Rutgers	49 58	4	A	Maryland	64 88								
35	H	Ohio St.	71 79	149	H	Indiana	86 64								
38	A	Minnesota	90 88	38	H	Minnesota	68 81								
30	A	Nebraska	59 69	92	A	Illinois	62 55								

Non-Div I Games:

Purdue

■ Loss, 
 ■ Non-Conf, 
 ■ S Site, 
 ■ H Home 
 ■ A Away 
 N Neutral

Quinnipiac

Through Games Of Feb. 8, 2015

Average RPI Win:	182	WON-LOST	WINNING	LAST 10	STRENGTH OF	OPP. STRENGTH	TEAM	ADJ.	CONF.	ADJ CONF.
Average RPI Loss:	60	RECORD	PCT. RANK	GAMES	SCHEDULE	OF SCHEDULE	RPI	RPI	RPI	RPI
DIV. I ONLY	20- 3	15	9- 0	112	125	34	34	24	24	
DIV. I NON-CONF.	8- 3	71	0- 1	17	21	22	22	23	23	
TOTALS	RPI 1-25	RPI 26-50	W-L RECORDS	RPI 51-100	RPI 101-150	RPI 150+				
20- 3	0- 2	0- 0	OVERALL	3- 0	4- 0	13- 1				
11- 0	0- 0	0- 0	HOME	3- 0	2- 0	6- 0				
7- 1	0- 0	0- 0	AWAY	0- 0	2- 0	5- 0				
2- 2	0- 1	0- 0	NEUTRAL	0- 0	0- 0	2- 1				
8- 3	0- 2	0- 0	NON-CONFERENCE	3- 0	3- 0	2- 1				
4- 0	0- 0	0- 0	HOME	3- 0	1- 0	0- 0				
2- 1	0- 1	0- 0	AWAY	0- 0	2- 0	0- 0				
2- 2	0- 1	0- 0	NEUTRAL	0- 0	0- 0	2- 1				
12- 0	0- 0	0- 0	CONFERENCE	0- 0	1- 0	11- 0				
7- 0	0- 0	0- 0	HOME	0- 0	1- 0	6- 0				
5- 0	0- 0	0- 0	AWAY	0- 0	0- 0	5- 0				
0- 0	0- 0	0- 0	NEUTRAL	0- 0	0- 0	0- 0				

RPI 1-25				RPI 26-50		Team's RPI: 34		RPI 51-100				RPI 101+			
RPI	S	Opponent	Score	RPI	S	Opponent	Score	RPI	S	Opponent	Score	RPI	S	Opponent	Score
3	A	Notre Dame	52 112					76	H	Albany (NY)	66 62	107	H	Marist	73 55
19	N	FGCU	65 71					84	H	Drexel	74 50	108	H	Army	79 64
								91	H	Hampton	87 59	117	A	Saint Joseph's	69 67
												131	A	Hartford	70 58
												155	N	Alabama	73 66
												159	N	Harvard	83 87
												162	A	Fairfield	67 66
												162	H	Fairfield	83 43
												168	A	Siena	87 62
												168	H	Siena	78 65
												188	N	Holy Cross	74 67
												241	H	Monmouth	94 53
												247	A	Niagara	71 68
												247	H	Niagara	80 66
												256	A	Canisius	86 66
												275	H	Rider	96 54
												319	H	Manhattan	85 51
												333	A	Saint Peter's	81 50
LAST 12 Division I GAMES:															
275	H	Rider	96 54	247	A	Niagara	71 68								
333	A	Saint Peter's	81 50	256	A	Canisius	86 66								
168	A	Siena	87 62	241	H	Monmouth	94 53								
107	H	Marist	73 55	247	H	Niagara	80 66								
319	H	Manhattan	85 51	19	N	FGCU	65 71								
162	H	Fairfield	83 43	117	A	Saint Joseph's	69 67								

Non-Div I Games:

Quinnipiac

Loss, Non-Conf, S Site, H Home A Away N Neutral



Average RPI Win: <b>272</b>	WON-LOST	WINNING	LAST 10	STRENGTH OF	OPP. STRENGTH	TEAM	ADJ.	CONF.	ADJ CONF.
Average RPI Loss: <b>142</b>	RECORD	PCT. RANK	GAMES	SCHEDULE	OF SCHEDULE	RPI	RPI	RPI	RPI
DIV. I ONLY	13- 9	117	8- 2	263	300	186	186	28	28
DIV. I NON-CONF.	3- 5	214	0- 0	207	73	227	227	32	32
TOTALS	RPI 1-25	RPI 26-50	W-L RECORDS	RPI 51-100	RPI 101-150	RPI 150+			
13- 9	0- 0	0- 1	OVERALL	0- 4	1- 1	12- 3			
7- 4	0- 0	0- 0	HOME	0- 2	0- 1	7- 1			
6- 5	0- 0	0- 1	AWAY	0- 2	1- 0	5- 2			
0- 0	0- 0	0- 0	NEUTRAL	0- 0	0- 0	0- 0			
3- 5	0- 0	0- 1	NON-CONFERENCE	0- 2	1- 1	2- 1			
2- 2	0- 0	0- 0	HOME	0- 1	0- 1	2- 0			
1- 3	0- 0	0- 1	AWAY	0- 1	1- 0	0- 1			
0- 0	0- 0	0- 0	NEUTRAL	0- 0	0- 0	0- 0			
10- 4	0- 0	0- 0	CONFERENCE	0- 2	0- 0	10- 2			
5- 2	0- 0	0- 0	HOME	0- 1	0- 0	5- 1			
5- 2	0- 0	0- 0	AWAY	0- 1	0- 0	5- 1			
0- 0	0- 0	0- 0	NEUTRAL	0- 0	0- 0	0- 0			

RPI	S	Opponent	Score	RPI	S	Opponent	Score	RPI	S	Opponent	Score	RPI	S	Opponent	Score	Team's RPI: 186
32	A	Pittsburgh	47	72	65	H	Youngstown St.	44	70	139	H	William & Mary	71	81		
					88	A	Liberty	39	75	150	A	Appalachian St.	68	67		
					88	H	Liberty	63	72	182	H	High Point	61	58		
					97	A	Virginia	47	75	206	A	Virginia Tech	60	73		
										215	H	Winthrop	55	47		
										235	A	Presbyterian	43	35		
										235	H	Presbyterian	75	68		
										246	A	Campbell	62	65		
										277	H	Norfolk St.	74	65		
										297	A	Gardner-Webb	76	60		
										297	H	Gardner-Webb	59	49		
										308	H	Wofford	60	59		
										313	A	Coastal Caro.	52	43		
										313	H	Coastal Caro.	42	75		
										327	A	UNC Asheville	67	65		
										346	A	Longwood	78	60		
										349	H	Charleston So.	53	51		
LAST 12 Division I GAMES:																
235	H	Presbyterian	75	68	246	A	Campbell	62	65							
313	A	Coastal Caro.	52	43	215	H	Winthrop	55	47							
88	A	Liberty	39	75	346	A	Longwood	78	60							
297	H	Gardner-Webb	59	49	235	A	Presbyterian	43	35							
182	H	High Point	61	58	349	H	Charleston So.	53	51							
327	A	UNC Asheville	67	65	297	A	Gardner-Webb	76	60							

Non-Div I Games: West Virginia St. 52 **58**

Radford

Loss, 
Non-Conf, S Site, 
H Home
A Away 
N Neutral

## Rhode Island

Through Games Of Feb. 8, 2015

Average RPI Win:	205	WON-LOST	WINNING	LAST 10	STRENGTH OF	OPP. STRENGTH	TEAM	ADJ.	CONF.	ADJ CONF.
Average RPI Loss:	117	RECORD	PCT. RANK	GAMES	SCHEDULE	OF SCHEDULE	RPI	RPI	RPI	RPI
DIV. I ONLY	13- 9	117	5- 5	142	152	123	123	6	6	
DIV. I NON-CONF.	8- 4	92	1- 1	259	254	154	154	6	6	
TOTALS	RPI 1-25	RPI 26-50	W-L RECORDS	RPI 51-100	RPI 101-150	RPI 150+				
13- 9	0- 2	0- 0	OVERALL	1- 2	2- 3	10- 2				
6- 5	0- 1	0- 0	HOME	1- 2	1- 1	4- 1				
6- 4	0- 1	0- 0	AWAY	0- 0	1- 2	5- 1				
1- 0	0- 0	0- 0	NEUTRAL	0- 0	0- 0	1- 0				
8- 4	0- 0	0- 0	NON-CONFERENCE	0- 1	2- 1	6- 2				
3- 3	0- 0	0- 0	HOME	0- 1	1- 1	2- 1				
4- 1	0- 0	0- 0	AWAY	0- 0	1- 0	3- 1				
1- 0	0- 0	0- 0	NEUTRAL	0- 0	0- 0	1- 0				
5- 5	0- 2	0- 0	CONFERENCE	1- 1	0- 2	4- 0				
3- 2	0- 1	0- 0	HOME	1- 1	0- 0	2- 0				
2- 3	0- 1	0- 0	AWAY	0- 0	0- 2	2- 0				
0- 0	0- 0	0- 0	NEUTRAL	0- 0	0- 0	0- 0				

RPI	S	Opponent	Score	RPI	S	Opponent	Score	RPI	S	Opponent	Score	RPI	S	Opponent	Score	Team's RPI: 123
14	A	Dayton	33 77					61	H	Duquesne	62 61	120	A	VCU	48 64	
15	H	George Washington	49 59					62	H	East Carolina	38 66	136	H	Central Conn. St.	58 46	
								95	H	Richmond	50 54	137	H	Marshall	45 61	
												141	A	St. Bonaventure	59 73	
												144	A	Bryant	60 56	
												174	H	Dartmouth	44 54	
												181	H	La Salle	55 54	
												183	H	Massachusetts	70 58	
												216	A	George Mason	57 45	
												217	N	Towson	60 49	
												229	H	Brown	65 61	
												233	A	Providence	63 56	
												234	A	Davidson	71 62	
												240	A	UMass Lowell	75 66	
												291	A	Columbia	69 79	
												296	H	Boston U.	56 48	
												301	A	LIU Brooklyn	66 49	
LAST 12 Division I GAMES:																
141	A	St. Bonaventure	59 73	15	H	George Washington	49 59									
183	H	Massachusetts	70 58	234	A	Davidson	71 62									
95	H	Richmond	50 54	120	A	VCU	48 64									
216	A	George Mason	57 45	61	H	Duquesne	62 61									
14	A	Dayton	33 77	174	H	Dartmouth	44 54									
181	H	La Salle	55 54	144	A	Bryant	60 56									

Non-Div I Games:

Rhode Island

■ Loss, 
 ■ Non-Conf, 
 ■ S Site, 
 ■ H Home 
 ■ A Away 
 N Neutral

Average RPI Win:	256	WON-LOST	WINNING	LAST 10	STRENGTH OF	OPP. STRENGTH	TEAM	ADJ.	CONF.	ADJ CONF.
Average RPI Loss:	147	RECORD	PCT. RANK	GAMES	SCHEDULE	OF SCHEDULE	RPI	RPI	RPI	RPI
DIV. I ONLY	7- 14	260	2- 8	162	245	260	260	17	17	
DIV. I NON-CONF.	5- 6	177	1- 1	113	313	208	208	18	18	
TOTALS	RPI 1-25	RPI 26-50	W-L RECORDS	RPI 51-100	RPI 101-150	RPI 150+				
7- 14	0- 1	0- 3	OVERALL	0- 1	0- 3	7- 6				
6- 6	0- 0	0- 2	HOME	0- 0	0- 2	6- 2				
1- 8	0- 1	0- 1	AWAY	0- 1	0- 1	1- 4				
0- 0	0- 0	0- 0	NEUTRAL	0- 0	0- 0	0- 0				
5- 6	0- 1	0- 2	NON-CONFERENCE	0- 0	0- 0	5- 3				
5- 2	0- 0	0- 1	HOME	0- 0	0- 0	5- 1				
0- 4	0- 1	0- 1	AWAY	0- 0	0- 0	0- 2				
0- 0	0- 0	0- 0	NEUTRAL	0- 0	0- 0	0- 0				
2- 8	0- 0	0- 1	CONFERENCE	0- 1	0- 3	2- 3				
1- 4	0- 0	0- 1	HOME	0- 0	0- 2	1- 1				
1- 4	0- 0	0- 0	AWAY	0- 1	0- 1	1- 2				
0- 0	0- 0	0- 0	NEUTRAL	0- 0	0- 0	0- 0				

RPI 1-25				RPI 26-50				RPI 51-100				RPI 101+ Team's RPI: 260			
RPI	S	Opponent	Score	RPI	S	Opponent	Score	RPI	S	Opponent	Score	RPI	S	Opponent	Score
24	A	Texas A&M	55 76	29	A	Texas	54 77	99	A	Southern Miss.	54 65	126	A	Louisiana Tech	71 88
				39	H	Western Ky.	76 83					134	H	Old Dominion	55 62
				40	H	UALR	40 55					137	H	Marshall	69 72
												161	H	Stephen F. Austin	59 70
												189	H	Lamar	97 63
												195	H	Charlotte	59 62
												203	A	UTSA	62 58
												214	A	Texas Southern	63 69
												232	H	Prairie View	70 58
												238	H	McNeese St.	57 55
												263	A	UTEP	51 54
												264	A	Houston	58 59
												267	H	A&M-Corpus Christi	59 54
												329	A	North Texas	48 53
												329	H	North Texas	58 55
												331	H	Alcorn	61 33
LAST 12 Division I GAMES:															
				39	H	Western Ky.	76 83					134	H	Old Dominion	55 62
				137	H	Marshall	69 72					329	A	North Texas	48 53
				329	H	North Texas	58 55					263	A	UTEP	51 54
				126	A	Louisiana Tech	71 88					203	A	UTSA	62 58
				99	A	Southern Miss.	54 65					29	A	Texas	54 77
				195	H	Charlotte	59 62					189	H	Lamar	97 63

Non-Div I Games:

Rice

■ Loss, 
 ■ Non-Conf, S Site, 
 ■ Home 
 ■ Away 
 N Neutral

Average RPI Win:	207	WON-LOST	WINNING	LAST 10	STRENGTH OF	OPP. STRENGTH	TEAM	ADJ.	CONF.	ADJ CONF.
Average RPI Loss:	58	RECORD	PCT. RANK	GAMES	SCHEDULE	OF SCHEDULE	RPI	RPI	RPI	RPI
DIV. I ONLY	15- 8	80	7- 3	159	77	95	95	6	6	
DIV. I NON-CONF.	8- 5	123	1- 1	275	70	146	146	6	6	
TOTALS	RPI 1-25	RPI 26-50	W-L RECORDS	RPI 51-100	RPI 101-150	RPI 150+				
15- 8	0- 3	0- 1	OVERALL	0- 3	4- 1	11- 0				
9- 2	0- 1	0- 0	HOME	0- 1	2- 0	7- 0				
6- 4	0- 0	0- 0	AWAY	0- 1	2- 0	4- 0				
0- 2	0- 0	0- 1	NEUTRAL	0- 0	0- 1	0- 0				
8- 5	0- 1	0- 1	NON-CONFERENCE	0- 2	1- 1	7- 0				
4- 1	0- 0	0- 0	HOME	0- 1	0- 0	4- 0				
4- 2	0- 1	0- 0	AWAY	0- 1	1- 0	3- 0				
0- 2	0- 0	0- 1	NEUTRAL	0- 0	0- 1	0- 0				
7- 3	0- 2	0- 0	CONFERENCE	0- 1	3- 0	4- 0				
5- 1	0- 1	0- 0	HOME	0- 0	2- 0	3- 0				
2- 2	0- 1	0- 0	AWAY	0- 1	1- 0	1- 0				
0- 0	0- 0	0- 0	NEUTRAL	0- 0	0- 0	0- 0				

RPI 1-25				RPI 26-50				RPI 51-100 Team's RPI: 95				RPI 101+			
RPI	S	Opponent	Score	RPI	S	Opponent	Score	RPI	S	Opponent	Score	RPI	S	Opponent	Score
14	H	Dayton	62 76	50	N	Arkansas	55 74	75	A	Fordham	64 65	109	N	Central Mich.	56 61
15	A	George Washington	67 77					90	A	Penn	47 49	120	H	VCU	67 63
21	A	James Madison	68 79					91	H	Hampton	53 64	123	A	Rhode Island	54 50
												139	A	William & Mary	59 56
												141	H	St. Bonaventure	67 61
												164	H	Saint Louis	75 72
												177	H	Wake Forest	79 72
												183	H	Massachusetts	64 44
												210	A	UAB	71 65
												216	H	George Mason	77 49
												233	H	Providence	75 59
												234	A	Davidson	56 48
												268	A	Eastern Ky.	70 56
												272	A	UNCW	77 67
												278	H	Georgetown	65 57
												346	H	Longwood	80 50
LAST 12 Division I GAMES:															
164	H	Saint Louis	75 72	216	H	George Mason	77 49								
120	H	VCU	67 63	90	A	Penn	47 49								
123	A	Rhode Island	54 50	15	A	George Washington	67 77								
14	H	Dayton	62 76	141	H	St. Bonaventure	67 61								
183	H	Massachusetts	64 44	75	A	Fordham	64 65								
234	A	Davidson	56 48	210	A	UAB	71 65								

Non-Div I Games:

Richmond

■ Loss, 
■ Non-Conf, 
■ S Site, 
■ H Home 
■ A Away 
N Neutral

Average RPI Win: <b>228</b>	WON-LOST	WINNING	LAST 10	STRENGTH OF	OPP. STRENGTH	TEAM	ADJ.	CONF.	ADJ CONF.
Average RPI Loss: <b>200</b>	RECORD	PCT. RANK	GAMES	SCHEDULE	OF SCHEDULE	RPI	RPI	RPI	RPI
DIV. I ONLY	7- 16	277	4- 6	285	249	275	275	24	24
DIV. I NON-CONF.	3- 7	250	0- 1	313	274	282	282	23	23
TOTALS	RPI 1-25	RPI 26-50	W-L RECORDS	RPI 51-100	RPI 101-150	RPI 150+			
7- 16	0- 0	0- 2	OVERALL	0- 0	1- 1	6- 13			
3- 5	0- 0	0- 0	HOME	0- 0	0- 0	3- 5			
4- 10	0- 0	0- 2	AWAY	0- 0	1- 1	3- 7			
0- 1	0- 0	0- 0	NEUTRAL	0- 0	0- 0	0- 1			
3- 7	0- 0	0- 1	NON-CONFERENCE	0- 0	1- 0	2- 6			
1- 1	0- 0	0- 0	HOME	0- 0	0- 0	1- 1			
2- 5	0- 0	0- 1	AWAY	0- 0	1- 0	1- 4			
0- 1	0- 0	0- 0	NEUTRAL	0- 0	0- 0	0- 1			
4- 9	0- 0	0- 1	CONFERENCE	0- 0	0- 1	4- 7			
2- 4	0- 0	0- 0	HOME	0- 0	0- 0	2- 4			
2- 5	0- 0	0- 1	AWAY	0- 0	0- 1	2- 3			
0- 0	0- 0	0- 0	NEUTRAL	0- 0	0- 0	0- 0			

RPI 1-25				RPI 26-50				RPI 51-100				RPI 101+				Team's RPI: 275	
RPI	S	Opponent	Score	RPI	S	Opponent	Score	RPI	S	Opponent	Score	RPI	S	Opponent	Score		
				34	A	Quinnipiac	54 96					107	A	Marist	46 60		
				43	A	Seton Hall	47 66					134	A	Old Dominion	59 56		
												162	A	Fairfield	40 43		
												162	H	Fairfield	47 59		
												168	A	Siena	56 49		
												168	H	Siena	43 65		
												172	A	Penn St.	51 85		
												200	A	Delaware	53 68		
												205	A	Iona	85 81		
												205	H	Iona	51 71		
												207	H	Lafayette	48 66		
												217	A	Towson	51 53		
												241	H	Monmouth	62 66		
												247	H	Niagara	61 56		
												256	H	Canisius	52 51		
												287	H	UMBC	67 55		
												301	A	LIU Brooklyn	59 56		
												309	N	St. Francis Brooklyn	60 71		
												319	A	Manhattan	52 55		
												323	A	Binghamton	67 72		
												333	A	Saint Peter's	49 50		
LAST 12 Division I GAMES:																	
				34	A	Quinnipiac	54 96	247	H	Niagara	61 56						
				168	H	Siena	43 65	162	H	Fairfield	47 59						
				256	H	Canisius	52 51	241	H	Monmouth	62 66						
				168	A	Siena	56 49	319	A	Manhattan	52 55						
				162	A	Fairfield	40 43	333	A	Saint Peter's	49 50						
				205	A	Iona	85 81	200	A	Delaware	53 68						

Non-Div I Games:

Rider

■ Loss, 
■ Non-Conf, 
■ S Site, 
■ H Home 
■ A Away 
N Neutral

Average RPI Win:	287	WON-LOST	WINNING	LAST 10	STRENGTH OF	OPP. STRENGTH	TEAM	ADJ.	CONF.	ADJ CONF.
Average RPI Loss:	125	RECORD	PCT. RANK	GAMES	SCHEDULE	OF SCHEDULE	RPI	RPI	RPI	RPI
DIV. I ONLY	11- 11	169	8- 2	247	293	199	199	27	27	
DIV. I NON-CONF.	2- 9	297	0- 1	116	151	231	231	27	27	
TOTALS	RPI 1-25	RPI 26-50	W-L RECORDS	RPI 51-100	RPI 101-150	RPI 150+				
11- 11	0- 1	0- 0	OVERALL	0- 4	1- 3	10- 3				
5- 3	0- 0	0- 0	HOME	0- 2	1- 0	4- 1				
6- 8	0- 1	0- 0	AWAY	0- 2	0- 3	6- 2				
0- 0	0- 0	0- 0	NEUTRAL	0- 0	0- 0	0- 0				
2- 9	0- 1	0- 0	NON-CONFERENCE	0- 4	0- 2	2- 2				
0- 3	0- 0	0- 0	HOME	0- 2	0- 0	0- 1				
2- 6	0- 1	0- 0	AWAY	0- 2	0- 2	2- 1				
0- 0	0- 0	0- 0	NEUTRAL	0- 0	0- 0	0- 0				
9- 2	0- 0	0- 0	CONFERENCE	0- 0	1- 1	8- 1				
5- 0	0- 0	0- 0	HOME	0- 0	1- 0	4- 0				
4- 2	0- 0	0- 0	AWAY	0- 0	0- 1	4- 1				
0- 0	0- 0	0- 0	NEUTRAL	0- 0	0- 0	0- 0				

RPI 1-25				RPI 26-50				RPI 51-100				RPI 101+ Team's RPI: 199			
RPI	S	Opponent	Score	RPI	S	Opponent	Score	RPI	S	Opponent	Score	RPI	S	Opponent	Score
6	A	Iowa	67 85					61	H	Duquesne	57 71	118	A	Hofstra	51 71
								65	H	Youngstown St.	65 73	136	A	Central Conn. St.	46 63
								88	A	Cornell	59 70	137	A	Marshall	46 62
								92	A	Illinois	48 66	144	H	Bryant	87 84
												173	A	Xavier	65 70
												181	H	La Salle	61 75
												191	H	Sacred Heart	76 65
												287	A	UMBC	84 60
												304	A	Mt. St. Mary's	68 44
												304	H	Mt. St. Mary's	66 44
												309	A	St. Francis Brooklyn	69 64
												309	H	St. Francis Brooklyn	67 64
												322	A	Saint Francis (PA)	68 71
												324	A	Fairleigh Dickinson	69 68
												324	H	Fairleigh Dickinson	71 58
												325	A	Wagner	86 47
												337	A	Coppin St.	75 58
LAST 12 Division I GAMES:															
324	A	Fairleigh Dickinson	69 68	309	H	St. Francis Brooklyn	67 64								
324	H	Fairleigh Dickinson	71 58	325	A	Wagner	86 47								
144	H	Bryant	87 84	136	A	Central Conn. St.	46 63								
304	A	Mt. St. Mary's	68 44	322	A	Saint Francis (PA)	68 71								
309	A	St. Francis Brooklyn	69 64	304	H	Mt. St. Mary's	66 44								
191	H	Sacred Heart	76 65	137	A	Marshall	46 62								

Non-Div I Games:

Robert Morris

Average RPI Win: 142		WON-LOST	WINNING	LAST 10	STRENGTH OF	OPP. STRENGTH	TEAM	ADJ.	CONF.	ADJ CONF.
Average RPI Loss: 13		RECORD	PCT. RANK	GAMES	SCHEDULE	OF SCHEDULE	RPI	RPI	RPI	RPI
DIV. I ONLY		18- 5	31	8- 2	92	1	37	37	4	4
DIV. I NON-CONF.		9- 2	35	0- 0	224	13	72	72	2	2
TOTALS		RPI 1-25	RPI 26-50		W-L RECORDS		RPI 51-100	RPI 101-150	RPI 150+	
18- 5	0- 4	5- 1		OVERALL		2- 0	4- 0	7- 0		
8- 4	0- 4	3- 0		HOME		0- 0	1- 0	4- 0		
10- 1	0- 0	2- 1		AWAY		2- 0	3- 0	3- 0		
0- 0	0- 0	0- 0		NEUTRAL		0- 0	0- 0	0- 0		
9- 2	0- 2	1- 0		NON-CONFERENCE		1- 0	2- 0	5- 0		
4- 2	0- 2	0- 0		HOME		0- 0	1- 0	3- 0		
5- 0	0- 0	1- 0		AWAY		1- 0	1- 0	2- 0		
0- 0	0- 0	0- 0		NEUTRAL		0- 0	0- 0	0- 0		
9- 3	0- 2	4- 1		CONFERENCE		1- 0	2- 0	2- 0		
4- 2	0- 2	3- 0		HOME		0- 0	0- 0	1- 0		
5- 1	0- 0	1- 1		AWAY		1- 0	2- 0	1- 0		
0- 0	0- 0	0- 0		NEUTRAL		0- 0	0- 0	0- 0		

RPI 1-25				RPI 26-50				Team's RPI: 37				RPI 51-100				RPI 101+			
RPI	S	Opponent	Score	RPI	S	Opponent	Score	RPI	S	Opponent	Score	RPI	S	Opponent	Score	RPI	S	Opponent	Score
1	H	Tennessee	45 55	30	H	Nebraska	46 43	67	A	LSU	64 57	117	H	Saint Joseph's	76 52				
4	H	Maryland	59 71	35	A	Ohio St.	68 85	86	A	Purdue	58 49	129	A	Wisconsin	73 63				
6	H	Iowa	72 79	38	H	Minnesota	66 61					143	A	Temple	88 55				
20	H	North Carolina	93 96	45	A	Michigan	57 50					149	A	Indiana	66 51				
				45	H	Michigan	81 68					172	A	Penn St.	71 51				
				50	A	Arkansas	64 52					172	H	Penn St.	76 65				
												205	A	Iona	66 58				
												234	H	Davidson	100 44				
												276	H	Colgate	60 44				
												280	H	Northeastern	74 60				
												325	A	Wagner	81 53				
LAST 12 Division I GAMES:																			
				45	A	Michigan	57 50	4	H	Maryland	59 71								
				30	H	Nebraska	46 43	172	A	Penn St.	71 51								
				172	H	Penn St.	76 65	45	H	Michigan	81 68								
				86	A	Purdue	58 49	6	H	Iowa	72 79								
				38	H	Minnesota	66 61	35	A	Ohio St.	68 85								
				129	A	Wisconsin	73 63	149	A	Indiana	66 51								

Non-Div I Games:

Rutgers

S  
I  
U  
E

SIUE				Through Games Of Feb. 8, 2015						
Average RPI Win:	269	WON-LOST	WINNING	LAST 10	STRENGTH OF	OPP. STRENGTH	TEAM	ADJ.	CONF.	ADJ CONF.
Average RPI Loss:	160	RECORD	PCT. RANK	GAMES	SCHEDULE	OF SCHEDULE	RPI	RPI	RPI	RPI
DIV. I ONLY	14- 10	125	9- 1	315	268	180	180	26	26	
DIV. I NON-CONF.	5- 8	213	0- 1	297	208	237	237	26	26	
<hr/>										
TOTALS	RPI 1-25	RPI 26-50	W-L RECORDS	RPI 51-100	RPI 101-150	RPI 150+				
14- 10	0- 1	0- 0	OVERALL	1- 1	0- 0	13- 8				
7- 1	0- 0	0- 0	HOME	1- 0	0- 0	6- 1				
7- 8	0- 0	0- 0	AWAY	0- 1	0- 0	7- 7				
0- 1	0- 1	0- 0	NEUTRAL	0- 0	0- 0	0- 0				
5- 8	0- 1	0- 0	NON-CONFERENCE	1- 1	0- 0	4- 6				
3- 0	0- 0	0- 0	HOME	1- 0	0- 0	2- 0				
2- 7	0- 0	0- 0	AWAY	0- 1	0- 0	2- 6				
0- 1	0- 1	0- 0	NEUTRAL	0- 0	0- 0	0- 0				
9- 2	0- 0	0- 0	CONFERENCE	0- 0	0- 0	9- 2				
4- 1	0- 0	0- 0	HOME	0- 0	0- 0	4- 1				
5- 1	0- 0	0- 0	AWAY	0- 0	0- 0	5- 1				
0- 0	0- 0	0- 0	NEUTRAL	0- 0	0- 0	0- 0				
<hr/>										
RPI 1-25			RPI 26-50		RPI 51-100		RPI 101+		Team's RPI: 180	
RPI S	Opponent	Score	RPI S	Opponent	Score	RPI S	Opponent	Score		
23 N	Chattanooga	49 59				56 A	Kansas St.	55 81	152 A	UT Martin
						74 H	Drake	74 60	164 A	Saint Louis
									170 H	Jacksonville St.
									176 A	Ill.-Chicago
									185 A	Missouri St.
									198 A	Belmont
									203 A	UTSA
									213 A	Morehead St.
									224 A	Northern Ill.
									225 H	Tennessee St.
									245 A	IUPUI
									254 H	Austin Peay
									255 H	Valparaiso
									268 A	Eastern Ky.
									303 A	Eastern Ill.
									305 A	Southeast Mo. St.
									320 A	Omaha
									321 H	Murray St.
									334 H	Tennessee Tech
									343 A	UMKC
									347 H	Air Force
<hr/>										
LAST 12 Division I GAMES:										
152 A	UT Martin	68 69	213 A	Morehead St.	62 61	225 H	Tennessee St.	91 83	198 A	Belmont
303 A	Eastern Ill.	65 48	254 H	Austin Peay	87 67	334 H	Tennessee Tech	83 69	170 H	Jacksonville St.
254 H	Austin Peay	87 67	305 A	Southeast Mo. St.	60 48	203 A	UTSA	60 75		
321 H	Murray St.	78 52	268 A	Eastern Ky.	71 61					

S  
I  
U  
E

Non-Div I Games:

SIUE



SMUSMU

SMU

Page 241

## Sacramento St.

Through Games Of Feb. 8, 2015

Average RPI Win:	211	WON-LOST	WINNING	LAST 10	STRENGTH OF	OPP. STRENGTH	TEAM	ADJ.	CONF.	ADJ CONF.
Average RPI Loss:	127	RECORD	PCT. RANK	GAMES	SCHEDULE	OF SCHEDULE	RPI	RPI	RPI	RPI
DIV. I ONLY	10- 12	198	8- 2	126	145	130	130	22	22	
DIV. I NON-CONF.	2- 9	297	0- 1	82	38	240	240	22	22	
TOTALS	RPI 1-25	RPI 26-50	W-L RECORDS	RPI 51-100	RPI 101-150	RPI 150+				
10- 12	0- 2	0- 0	OVERALL	0- 3	1- 3	9- 4				
6- 1	0- 0	0- 0	HOME	0- 0	1- 1	5- 0				
4- 11	0- 2	0- 0	AWAY	0- 3	0- 2	4- 4				
0- 0	0- 0	0- 0	NEUTRAL	0- 0	0- 0	0- 0				
2- 9	0- 2	0- 0	NON-CONFERENCE	0- 3	0- 2	2- 2				
2- 1	0- 0	0- 0	HOME	0- 0	0- 1	2- 0				
0- 8	0- 2	0- 0	AWAY	0- 3	0- 1	0- 2				
0- 0	0- 0	0- 0	NEUTRAL	0- 0	0- 0	0- 0				
8- 3	0- 0	0- 0	CONFERENCE	0- 0	1- 1	7- 2				
4- 0	0- 0	0- 0	HOME	0- 0	1- 0	3- 0				
4- 3	0- 0	0- 0	AWAY	0- 0	0- 1	4- 2				
0- 0	0- 0	0- 0	NEUTRAL	0- 0	0- 0	0- 0				

RPI 1-25				RPI 26-50				RPI 51-100				RPI 101+ Team's RPI: 130			
RPI	S	Opponent	Score	RPI	S	Opponent	Score	RPI	S	Opponent	Score	RPI	S	Opponent	Score
9	A	Oregon St.	61 109					58	A	St. Mary's (CA)	91 99	110	H	North Dakota	93 86
17	A	California	94 107					85	A	UCLA	83 92	111	A	CSUN	66 81
								93	A	Southern California	99 101	114	A	Montana	86 94
												121	H	UC Davis	82 90
												153	H	New Mexico St.	93 85
												167	A	Eastern Wash.	73 67
												204	A	San Diego St.	91 99
												208	A	Idaho	107 89
												209	A	Montana St.	64 91
												218	A	San Jose St.	94 102
												221	H	Northern Colo.	76 71
												222	A	Southern Utah	69 67
												227	H	Idaho St.	84 53
												250	H	Weber St.	108 65
												259	H	Utah St.	102 92
												284	A	Northern Ariz.	60 64
												292	A	Portland St.	92 60
LAST 12 Division I GAMES:															
292	A	Portland St.	92 60	208	A	Idaho	107 89								
114	A	Montana	86 94	221	H	Northern Colo.	76 71								
209	A	Montana St.	64 91	110	H	North Dakota	93 86								
250	H	Weber St.	108 65	222	A	Southern Utah	69 67								
227	H	Idaho St.	84 53	284	A	Northern Ariz.	60 64								
167	A	Eastern Wash.	73 67	218	A	San Jose St.	94 102								

Non-Div I Games:

Sacramento St.

■ Loss, 
 ■ Non-Conf, 
 ■ S Site, 
 ■ Home 
 ■ A Away 
 N Neutral

## Sacred Heart

Through Games Of Feb. 8, 2015

Average RPI Win:	242	WON-LOST	WINNING	LAST 10	STRENGTH OF	OPP. STRENGTH	TEAM	ADJ.	CONF.	ADJ CONF.
Average RPI Loss:	166	RECORD	PCT. RANK	GAMES	SCHEDULE	OF SCHEDULE	RPI	RPI	RPI	RPI
DIV. I ONLY	10- 9	157	6- 4	221	299	191	191	27	27	
DIV. I NON-CONF.	4- 5	188	1- 1	100	227	136	136	27	27	
TOTALS	RPI 1-25	RPI 26-50	W-L RECORDS	RPI 51-100	RPI 101-150	RPI 150+				
10- 9	0- 0	0- 0	OVERALL	2- 2	1- 3	7- 4				
5- 3	0- 0	0- 0	HOME	0- 1	1- 1	4- 1				
5- 5	0- 0	0- 0	AWAY	2- 0	0- 2	3- 3				
0- 1	0- 0	0- 0	NEUTRAL	0- 1	0- 0	0- 0				
4- 5	0- 0	0- 0	NON-CONFERENCE	2- 2	0- 1	2- 2				
1- 2	0- 0	0- 0	HOME	0- 1	0- 0	1- 1				
3- 2	0- 0	0- 0	AWAY	2- 0	0- 1	1- 1				
0- 1	0- 0	0- 0	NEUTRAL	0- 1	0- 0	0- 0				
6- 4	0- 0	0- 0	CONFERENCE	0- 0	1- 2	5- 2				
4- 1	0- 0	0- 0	HOME	0- 0	1- 1	3- 0				
2- 3	0- 0	0- 0	AWAY	0- 0	0- 1	2- 2				
0- 0	0- 0	0- 0	NEUTRAL	0- 0	0- 0	0- 0				

RPI 1-25				RPI 26-50				RPI 51-100				RPI 101+ Team's RPI: 191			
RPI	S	Opponent	Score	RPI	S	Opponent	Score	RPI	S	Opponent	Score	RPI	S	Opponent	Score
								82	A	Maine	59 58	131	A	Hartford	63 68
								84	N	Drexel	54 61	136	H	Central Conn. St.	49 62
								87	A	Villanova	72 49	144	A	Bryant	67 71
								100	H	Lehigh	77 85	144	H	Bryant	70 67
												168	H	Siena	65 75
												199	A	Robert Morris	65 76
												205	A	Iona	82 80
												229	A	Brown	56 66
												301	A	LIU Brooklyn	74 77
												304	H	Mt. St. Mary's	71 64
												309	H	St. Francis Brooklyn	71 55
												317	H	Vermont	76 66
												322	A	Saint Francis (PA)	101 90
												322	H	Saint Francis (PA)	82 77
												325	A	Wagner	73 59
LAST 12 Division I GAMES:															
144	H	Bryant	70 67	301	A	LIU Brooklyn	74 77								
325	A	Wagner	73 59	322	H	Saint Francis (PA)	82 77								
304	H	Mt. St. Mary's	71 64	136	H	Central Conn. St.	49 62								
144	A	Bryant	67 71	309	H	St. Francis Brooklyn	71 55								
199	A	Robert Morris	65 76	87	A	Villanova	72 49								
322	A	Saint Francis (PA)	101 90	168	H	Siena	65 75								

Non-Div I Games: Bridgeport 84 41

Sacred Heart

Loss, Non-Conf, S Site, H Home A Away N Neutral

## Saint Francis (PA)

Through Games Of Feb. 8, 2015

Average RPI Win:	279	WON-LOST	WINNING	LAST 10	STRENGTH OF	OPP. STRENGTH	TEAM	ADJ.	CONF.	ADJ CONF.
Average RPI Loss:	181	RECORD	PCT. RANK	GAMES	SCHEDULE	OF SCHEDULE	RPI	RPI	RPI	RPI
DIV. I ONLY	3- 19	333	2- 8	210	267	322	322	27	27	
DIV. I NON-CONF.	1- 10	330	0- 1	90	110	274	274	27	27	
TOTALS	RPI 1-25	RPI 26-50	W-L RECORDS	RPI 51-100	RPI 101-150	RPI 150+				
3- 19	0- 1	0- 2	OVERALL	0- 2	0- 4	3- 10				
1- 10	0- 0	0- 0	HOME	0- 0	0- 3	1- 7				
1- 9	0- 1	0- 2	AWAY	0- 2	0- 1	1- 3				
1- 0	0- 0	0- 0	NEUTRAL	0- 0	0- 0	1- 0				
1- 10	0- 1	0- 2	NON-CONFERENCE	0- 2	0- 2	1- 3				
0- 5	0- 0	0- 0	HOME	0- 0	0- 2	0- 3				
0- 5	0- 1	0- 2	AWAY	0- 2	0- 0	0- 0				
1- 0	0- 0	0- 0	NEUTRAL	0- 0	0- 0	1- 0				
2- 9	0- 0	0- 0	CONFERENCE	0- 0	0- 2	2- 7				
1- 5	0- 0	0- 0	HOME	0- 0	0- 1	1- 4				
1- 4	0- 0	0- 0	AWAY	0- 0	0- 1	1- 3				
0- 0	0- 0	0- 0	NEUTRAL	0- 0	0- 0	0- 0				

RPI 1-25				RPI 26-50				RPI 51-100				RPI 101+ Team's RPI: 322			
RPI	S	Opponent	Score	RPI	S	Opponent	Score	RPI	S	Opponent	Score	RPI	S	Opponent	Score
1	A	Tennessee	44 111	32	A	Pittsburgh	59 97	61	A	Duquesne	52 92	122	H	East Tenn. St.	63 79
				35	A	Ohio St.	97 113	64	A	West Virginia	46 101	140	H	Buffalo	80 88
												144	A	Bryant	83 87
												144	H	Bryant	71 73
												191	A	Sacred Heart	77 82
												191	H	Sacred Heart	90 101
												199	H	Robert Morris	71 68
												216	H	George Mason	77 86
												256	H	Canisius	74 87
												285	H	Bowling Green	62 76
												301	A	LIU Brooklyn	79 84
												304	A	Mt. St. Mary's	64 74
												309	H	St. Francis Brooklyn	55 70
												313	N	Coastal Caro.	75 72
												324	H	Fairleigh Dickinson	65 78
												325	A	Wagner	87 74
												325	H	Wagner	60 76
LAST 12 Division I GAMES:															
301	A	LIU Brooklyn	79 84	191	H	Sacred Heart	90 101								
144	H	Bryant	71 73	144	A	Bryant	83 87								
324	H	Fairleigh Dickinson	65 78	191	A	Sacred Heart	77 82								
325	A	Wagner	87 74	199	H	Robert Morris	71 68								
304	A	Mt. St. Mary's	64 74	325	H	Wagner	60 76								
309	H	St. Francis Brooklyn	55 70	64	A	West Virginia	46 101								

Non-Div I Games:

Saint Francis (PA)

■ Loss, 
 ■ Non-Conf, S Site, 
 ■ Home 
 ■ Away 
 N Neutral

## Saint Joseph's

Through Games Of Feb. 8, 2015

Average RPI Win:	166	WON-LOST	WINNING	LAST 10	STRENGTH OF	OPP. STRENGTH	TEAM	ADJ.	CONF.	ADJ CONF.
Average RPI Loss:	75	RECORD	PCT. RANK	GAMES	SCHEDULE	OF SCHEDULE	RPI	RPI	RPI	RPI
DIV. I ONLY	8- 14	251	4- 6	14	92	117	117	6	6	
DIV. I NON-CONF.	4- 8	233	1- 1	3	104	96	96	6	6	
TOTALS	RPI 1-25	RPI 26-50	W-L RECORDS	RPI 51-100	RPI 101-150	RPI 150+				
8- 14	0- 2	0- 3	OVERALL	1- 7	4- 0	3- 2				
6- 4	0- 0	0- 1	HOME	1- 2	4- 0	1- 1				
1- 10	0- 2	0- 2	AWAY	0- 5	0- 0	1- 1				
1- 0	0- 0	0- 0	NEUTRAL	0- 0	0- 0	1- 0				
4- 8	0- 1	0- 3	NON-CONFERENCE	1- 4	2- 0	1- 0				
3- 2	0- 0	0- 1	HOME	1- 1	2- 0	0- 0				
0- 6	0- 1	0- 2	AWAY	0- 3	0- 0	0- 0				
1- 0	0- 0	0- 0	NEUTRAL	0- 0	0- 0	1- 0				
4- 6	0- 1	0- 0	CONFERENCE	0- 3	2- 0	2- 2				
3- 2	0- 0	0- 0	HOME	0- 1	2- 0	1- 1				
1- 4	0- 1	0- 0	AWAY	0- 2	0- 0	1- 1				
0- 0	0- 0	0- 0	NEUTRAL	0- 0	0- 0	0- 0				

RPI 1-25				RPI 26-50				RPI 51-100				RPI 101+ Team's RPI: 117			
RPI	S	Opponent	Score	RPI	S	Opponent	Score	RPI	S	Opponent	Score	RPI	S	Opponent	Score
3	A	Notre Dame	50 64	34	H	Quinnipiac	67 69	61	A	Duquesne	54 63	111	H	CSUN	61 54
15	A	George Washington	69 83	37	A	Rutgers	52 76	75	A	Fordham	47 57	120	H	VCU	63 46
				43	A	Seton Hall	60 77	75	H	Fordham	47 48	141	H	St. Bonaventure	66 48
								84	A	Drexel	63 76	143	H	Temple	78 74
								87	H	Villanova	58 54	164	A	Saint Louis	51 52
								88	A	Liberty	75 76	181	H	La Salle	70 64
								90	A	Penn	51 65	183	H	Massachusetts	47 65
								100	H	Lehigh	71 73	234	A	Davidson	57 52
												309	N	St. Francis Brooklyn	64 42
LAST 12 Division I GAMES:															
75	H	Fordham	47 48	75	A	Fordham	47 57								
181	H	La Salle	70 64	183	H	Massachusetts	47 65								
234	A	Davidson	57 52	15	A	George Washington	69 83								
164	A	Saint Louis	51 52	120	H	VCU	63 46								
141	H	St. Bonaventure	66 48	111	H	CSUN	61 54								
61	A	Duquesne	54 63	34	H	Quinnipiac	67 69								

Non-Div I Games:

Saint Joseph's

■ Loss, 
 ■ Non-Conf, 
 ■ S Site, 
 ■ H Home 
 ■ A Away 
 N Neutral

## Saint Louis

Through Games Of Feb. 8, 2015

Average RPI Win:	198	WON-LOST	WINNING	LAST 10	STRENGTH OF	OPP. STRENGTH	TEAM	ADJ.	CONF.	ADJ CONF.
Average RPI Loss:	135	RECORD	PCT. RANK	GAMES	SCHEDULE	OF SCHEDULE	RPI	RPI	RPI	RPI
DIV. I ONLY	10- 12	198	4- 6	145	146	164	164	6	6	
DIV. I NON-CONF.	6- 6	158	2- 0	200	282	176	176	6	6	
TOTALS	RPI 1-25	RPI 26-50	W-L RECORDS	RPI 51-100	RPI 101-150	RPI 150+				
10- 12	0- 1	0- 1	OVERALL	1- 2	2- 4	7- 4				
4- 4	0- 0	0- 0	HOME	1- 0	2- 2	1- 2				
5- 7	0- 1	0- 1	AWAY	0- 2	0- 2	5- 1				
1- 1	0- 0	0- 0	NEUTRAL	0- 0	0- 0	1- 1				
6- 6	0- 0	0- 1	NON-CONFERENCE	0- 0	1- 3	5- 2				
2- 2	0- 0	0- 0	HOME	0- 0	1- 1	1- 1				
3- 3	0- 0	0- 1	AWAY	0- 0	0- 2	3- 0				
1- 1	0- 0	0- 0	NEUTRAL	0- 0	0- 0	1- 1				
4- 6	0- 1	0- 0	CONFERENCE	1- 2	1- 1	2- 2				
2- 2	0- 0	0- 0	HOME	1- 0	1- 1	0- 1				
2- 4	0- 1	0- 0	AWAY	0- 2	0- 0	2- 1				
0- 0	0- 0	0- 0	NEUTRAL	0- 0	0- 0	0- 0				

RPI 1-25				RPI 26-50				RPI 51-100				RPI 101+ Team's RPI: 164			
RPI	S	Opponent	Score	RPI	S	Opponent	Score	RPI	S	Opponent	Score	RPI	S	Opponent	Score
14	A	Dayton	72 87	46	A	Vanderbilt	57 75	61	A	Duquesne	64 77	116	A	Missouri	55 74
								75	H	Fordham	54 50	117	H	Saint Joseph's	52 51
								95	A	Richmond	72 75	120	H	VCU	54 59
												133	A	Indiana St.	60 63
												133	H	Indiana St.	58 68
												148	H	Ball St.	73 68
												158	A	Tulsa	63 58
												180	H	SIUE	74 63
												181	A	La Salle	76 47
												183	A	Massachusetts	75 67
												197	H	Mercer	75 80
												216	A	George Mason	57 66
												234	H	Davidson	50 53
												254	N	Austin Peay	81 86
												303	A	Eastern Ill.	63 49
												305	A	Southeast Mo. St.	74 56
												326	N	Utah Valley	68 66
LAST 12 Division I GAMES:															
				95	A	Richmond	72 75	61	A	Duquesne	64 77				
				14	A	Dayton	72 87	120	H	VCU	54 59				
				117	H	Saint Joseph's	52 51	183	A	Massachusetts	75 67				
				75	H	Fordham	54 50	216	A	George Mason	57 66				
				181	A	La Salle	76 47	148	H	Ball St.	73 68				
				234	H	Davidson	50 53	303	A	Eastern Ill.	63 49				

Non-Div I Games: Mo.-St. Louis 68 49

Saint Louis

■ Loss, 
 ■ Non-Conf, 
 ■ S Site, 
 ■ Home 
 ■ A Away 
 N Neutral

## Saint Peter's

Through Games Of Feb. 8, 2015

Average RPI Win:	280	WON-LOST	WINNING	LAST 10	STRENGTH OF	OPP. STRENGTH	TEAM	ADJ.	CONF.	ADJ CONF.
Average RPI Loss:	189	RECORD	PCT. RANK	GAMES	SCHEDULE	OF SCHEDULE	RPI	RPI	RPI	RPI
DIV. I ONLY	3- 19	333	2- 7	254	283	333	333	24	24	
DIV. I NON-CONF.	0- 9	339	0- 1	197	324	341	341	23	23	
TOTALS	RPI 1-25	RPI 26-50	W-L RECORDS	RPI 51-100	RPI 101-150	RPI 150+				
3- 19	0- 0	0- 2	OVERALL	0- 1	0- 2	3- 14				
2- 9	0- 0	0- 1	HOME	0- 1	0- 1	2- 6				
1- 9	0- 0	0- 0	AWAY	0- 0	0- 0	1- 1				
0- 1	0- 0	0- 0	NEUTRAL	0- 0	0- 0	0- 1				
0- 9	0- 0	0- 1	NON-CONFERENCE	0- 1	0- 1	0- 6				
0- 4	0- 0	0- 0	HOME	0- 1	0- 1	0- 2				
0- 4	0- 0	0- 1	AWAY	0- 0	0- 0	0- 3				
0- 1	0- 0	0- 0	NEUTRAL	0- 0	0- 0	0- 1				
3- 10	0- 0	0- 1	CONFERENCE	0- 0	0- 1	3- 8				
2- 5	0- 0	0- 1	HOME	0- 0	0- 0	2- 4				
1- 5	0- 0	0- 0	AWAY	0- 0	0- 1	1- 4				
0- 0	0- 0	0- 0	NEUTRAL	0- 0	0- 0	0- 0				

RPI 1-25			RPI 26-50			RPI 51-100			RPI 101+ Team's RPI: 333		
RPI	S	Opponent	Score	RPI	S	Opponent	Score	RPI	S	Opponent	Score
				34	H	Quinnipiac	50 81	100	H	Lehigh	58 70
				43	A	Seton Hall	45 75				
								103	H	Yale	45 53
								107	A	Marist	51 77
								162	A	Fairfield	46 57
								162	H	Fairfield	47 57
								168	H	Siena	40 65
								201	A	Stony Brook	40 56
								205	A	Iona	43 77
								207	H	Lafayette	34 49
								212	A	Navy	35 71
								241	H	Monmouth	52 67
								247	A	Niagara	40 73
								247	H	Niagara	65 58
								252	A	Loyola Maryland	49 59
								256	A	Canisius	50 75
								256	H	Canisius	45 57
								275	H	Rider	50 49
								309	N	St. Francis Brooklyn	36 48
								319	A	Manhattan	68 58
								324	H	Fairleigh Dickinson	59 76
LAST 12 Division I GAMES:											
				319	A	Manhattan	68 58				
				241	H	Monmouth	52 67				
				34	H	Quinnipiac	50 81				
				247	H	Niagara	65 58				
				107	A	Marist	51 77				
				162	H	Fairfield	47 57				
				256	H	Canisius	45 57				
				103	H	Yale	45 53				
				205	A	Iona	43 77				
				162	A	Fairfield	46 57				
				168	H	Siena	40 65				
				275	H	Rider	50 49				

Non-Div I Games:

Saint Peter's

■ Loss, 
 ■ Non-Conf, 
 ■ S Site, 
 ■ H Home 
 ■ A Away 
 N Neutral

<div> <div>Average RPI Win: 269</div> <div>WON-LOST</div> <div>WINNING</div> <div>LAST 10</div> </div>				<div> <div>STRENGTH OF</div> <div>OPP. STRENGTH</div> <div>TEAM</div> </div>		<div> <div>ADJ.</div> <div>CONF.</div> </div>		<div> <div>ADJ CONF.</div> </div>	
<div> <div>Average RPI Loss: 180</div> <div>RECORD</div> <div>PCT. RANK</div> <div>GAMES</div> </div>				<div> <div>SCHEDULE</div> <div>OF SCHEDULE</div> <div>RPI</div> </div>		<div> <div>RPI</div> </div>		<div> <div>RPI</div> </div>	
<div> <div>DIV. I ONLY</div> <div>6- 14</div> <div>283</div> <div>4- 6</div> </div>				<div> <div>231</div> <div>313</div> <div>286</div> </div>		<div> <div>286</div> </div>		<div> <div>29</div> <div>29</div> </div>	
<div> <div>DIV. I NON-CONF.</div> <div>1- 8</div> <div>322</div> <div>0- 1</div> </div>				<div> <div>88</div> <div>229</div> <div>283</div> </div>		<div> <div>283</div> </div>		<div> <div>28</div> <div>28</div> </div>	
TOTALS		RPI 1-25	RPI 26-50	W-L RECORDS	RPI 51-100	RPI 101-150	RPI 150+		
6- 14	0- 0		0- 1	OVERALL	0- 4	0- 0	6- 9		
4- 5	0- 0		0- 0	HOME	0- 0	0- 0	4- 5		
2- 7	0- 0		0- 1	AWAY	0- 3	0- 0	2- 3		
0- 2	0- 0		0- 0	NEUTRAL	0- 1	0- 0	0- 1		
1- 8	0- 0		0- 1	NON-CONFERENCE	0- 4	0- 0	1- 3		
1- 1	0- 0		0- 0	HOME	0- 0	0- 0	1- 1		
0- 5	0- 0		0- 1	AWAY	0- 3	0- 0	0- 1		
0- 2	0- 0		0- 0	NEUTRAL	0- 1	0- 0	0- 1		
5- 6	0- 0		0- 0	CONFERENCE	0- 0	0- 0	5- 6		
3- 4	0- 0		0- 0	HOME	0- 0	0- 0	3- 4		
2- 2	0- 0		0- 0	AWAY	0- 0	0- 0	2- 2		
0- 0	0- 0		0- 0	NEUTRAL	0- 0	0- 0	0- 0		

RPI 1-25				RPI 26-50				RPI 51-100				RPI 101+				Team's RPI: 286	
RPI	S	Opponent	Score	RPI	S	Opponent	Score	RPI	S	Opponent	Score	RPI	S	Opponent	Score		
				48	A	Wichita St.	46 70	63	A	South Dakota St.	49 60	161	H	Stephen F. Austin	65 64		
								67	A	LSU	45 71	165	A	La.-Lafayette	46 65		
								68	A	TCU	55 79	189	H	Lamar	68 87		
								93	N	Southern California	67 88	214	H	Texas Southern	61 54		
												220	H	Northwestern St.	57 66		
												231	A	Nicholls St.	64 67		
												232	H	Prairie View	53 70		
												238	H	McNeese St.	74 79		
												267	H	A&M-Corpus Christi	50 63		
												273	A	Abilene Christian	63 58		
												288	H	Houston Baptist	74 67		
												298	A	Southeastern La.	76 78		
												335	H	Incarnate Word	59 55		
												338	N	Florida A&M	67 69		
												345	A	New Orleans	75 59		
LAST 12 Division I GAMES:																	
				267	H	A&M-Corpus Christi	50 63	231	A	Nicholls St.	64 67						
				288	H	Houston Baptist	74 67	345	A	New Orleans	75 59						
				189	H	Lamar	68 87	298	A	Southeastern La.	76 78						
				161	H	Stephen F. Austin	65 64	220	H	Northwestern St.	57 66						
				273	A	Abilene Christian	63 58	335	H	Incarnate Word	59 55						
				238	H	McNeese St.	74 79	48	A	Wichita St.	46 70						

Non-Div I Games: Wiley

48 65

Sam Houston St.

Loss, Non-Conf, S Site, H Home A Away N Neutral



Average RPI Win: <b>252</b>	WON-LOST	WINNING	LAST 10	STRENGTH OF	OPP. STRENGTH	TEAM	ADJ.	CONF.	ADJ CONF.
Average RPI Loss: <b>117</b>	RECORD	PCT. RANK	GAMES	SCHEDULE	OF SCHEDULE	RPI	RPI	RPI	RPI
DIV. I ONLY	11- 11	169	5- 4	213	171	184	184	20	20
DIV. I NON-CONF.	6- 8	197	1- 2	220	119	212	212	20	20
TOTALS	RPI 1-25	RPI 26-50	W-L RECORDS	RPI 51-100	RPI 101-150	RPI 150+			
11- 11	0- 1	0- 1	OVERALL	0- 3	1- 2	10- 4			
8- 1	0- 0	0- 0	HOME	0- 0	1- 0	7- 1			
2- 9	0- 1	0- 1	AWAY	0- 2	0- 2	2- 3			
1- 1	0- 0	0- 0	NEUTRAL	0- 1	0- 0	1- 0			
6- 8	0- 0	0- 1	NON-CONFERENCE	0- 3	0- 1	6- 3			
5- 0	0- 0	0- 0	HOME	0- 0	0- 0	5- 0			
0- 7	0- 0	0- 1	AWAY	0- 2	0- 1	0- 3			
1- 1	0- 0	0- 0	NEUTRAL	0- 1	0- 0	1- 0			
5- 3	0- 1	0- 0	CONFERENCE	0- 0	1- 1	4- 1			
3- 1	0- 0	0- 0	HOME	0- 0	1- 0	2- 1			
2- 2	0- 1	0- 0	AWAY	0- 0	0- 1	2- 0			
0- 0	0- 0	0- 0	NEUTRAL	0- 0	0- 0	0- 0			

RPI 1-25				RPI 26-50				RPI 51-100				RPI 101+ Team's RPI: 184			
RPI	S	Opponent	Score	RPI	S	Opponent	Score	RPI	S	Opponent	Score	RPI	S	Opponent	Score
23	A	Chattanooga	32 <b>49</b>	49	A	Tulane	56 <b>58</b>	56	A	Kansas St.	41 <b>60</b>	112	H	Furman	76 65
								70	A	Kansas	44 <b>66</b>	122	A	East Tenn. St.	46 <b>48</b>
								85	N	UCLA	52 <b>71</b>	138	A	Troy	67 <b>76</b>
												152	H	UT Martin	79 75
												160	A	Memphis	48 <b>64</b>
												163	A	Auburn	41 <b>64</b>
												172	N	Penn St.	59 56
												197	H	Mercer	59 <b>74</b>
												210	H	UAB	70 41
												226	A	Georgia St.	56 <b>61</b>
												251	H	North Florida	81 47
												290	H	Alabama St.	56 43
												307	A	UNC Greensboro	62 56
												308	H	Wofford	69 50
												315	A	Western Caro.	60 50
												315	H	Western Caro.	68 52
												344	H	Alabama A&M	61 50
LAST 12 Division I GAMES:															
308	H	Wofford	69 50	315	A	Western Caro.	60 50								
197	H	Mercer	59 <b>74</b>	307	A	UNC Greensboro	62 56								
122	A	East Tenn. St.	46 <b>48</b>	56	A	Kansas St.	41 <b>60</b>								
23	A	Chattanooga	32 <b>49</b>	70	A	Kansas	44 <b>66</b>								
315	H	Western Caro.	68 52	290	H	Alabama St.	56 43								
112	H	Furman	76 65	85	N	UCLA	52 <b>71</b>								

Non-Div I Games: Aub.-Montgomery 62 36

Samford

■ Loss, 
 ■ Non-Conf, 
 ■ S Site, 
 ■ Home 
 ■ A Away 
 N Neutral

## San Diego

Through Games Of Feb. 8, 2015

Average RPI Win:	211	WON-LOST	WINNING	LAST 10	STRENGTH OF	OPP. STRENGTH	TEAM	ADJ.	CONF.	ADJ CONF.
Average RPI Loss:	50	RECORD	PCT. RANK	GAMES	SCHEDULE	OF SCHEDULE	RPI	RPI	RPI	RPI
DIV. I ONLY	18- 4	25	8- 2	273	85	77	77	8	8	
DIV. I NON-CONF.	8- 1	25	0- 0	299	160	81	81	7	7	
TOTALS	RPI 1-25	RPI 26-50	W-L RECORDS	RPI 51-100	RPI 101-150	RPI 150+				
18- 4	0- 0	0- 2	OVERALL	1- 2	2- 0	15- 0				
9- 2	0- 0	0- 1	HOME	1- 1	1- 0	7- 0				
9- 2	0- 0	0- 1	AWAY	0- 1	1- 0	8- 0				
0- 0	0- 0	0- 0	NEUTRAL	0- 0	0- 0	0- 0				
8- 1	0- 0	0- 1	NON-CONFERENCE	0- 0	0- 0	8- 0				
4- 1	0- 0	0- 1	HOME	0- 0	0- 0	4- 0				
4- 0	0- 0	0- 0	AWAY	0- 0	0- 0	4- 0				
0- 0	0- 0	0- 0	NEUTRAL	0- 0	0- 0	0- 0				
10- 3	0- 0	0- 1	CONFERENCE	1- 2	2- 0	7- 0				
5- 1	0- 0	0- 0	HOME	1- 1	1- 0	3- 0				
5- 2	0- 0	0- 1	AWAY	0- 1	1- 0	4- 0				
0- 0	0- 0	0- 0	NEUTRAL	0- 0	0- 0	0- 0				

RPI S	Opponent	Score	RPI S	Opponent	Score	RPI S	Opponent	Score	RPI S	Opponent	Score
33	H Fresno St.	88 93	41	A Gonzaga	49 67	55	H Pacific	56 52	145	A San Francisco	74 69
						58	H St. Mary's (CA)	56 57	145	H San Francisco	56 55
						66	A BYU	50 54	174	H Dartmouth	78 53
									187	H Cal St. Fullerton	60 54
									196	A Pepperdine	68 64
									196	H Pepperdine	72 55
									202	A Santa Clara	64 61
									202	H Santa Clara	72 59
									204	H San Diego St.	66 44
									208	A Idaho	58 52
									209	H Montana St.	79 64
									250	A Weber St.	59 50
									274	A Portland	87 65
									281	A Loyola Marymount	67 59
									281	H Loyola Marymount	68 49
									282	A UC Irvine	87 64
									314	A Seattle	59 54
LAST 12 Division I GAMES:											
196	H Pepperdine	72 55	58	H St. Mary's (CA)	56 57						
281	H Loyola Marymount	68 49	281	A Loyola Marymount	67 59						
145	A San Francisco	74 69	196	A Pepperdine	68 64						
202	A Santa Clara	64 61	202	H Santa Clara	72 59						
66	A BYU	50 54	145	H San Francisco	56 55						
55	H Pacific	56 52	41	A Gonzaga	49 67						

Non-Div I Games: Cal St. San Marcos 82 42

San Diego

Loss, Non-Conf, S Site, H Home A Away N Neutral

Average RPI Win:	253	WON-LOST	WINNING	LAST 10	STRENGTH OF	OPP. STRENGTH	TEAM	ADJ.	CONF.	ADJ CONF.
Average RPI Loss:	84	RECORD	PCT. RANK	GAMES	SCHEDULE	OF SCHEDULE	RPI	RPI	RPI	RPI
DIV. I ONLY	9- 13	229	5- 5	103	147	204	204	21	21	
DIV. I NON-CONF.	3- 8	263	0- 1	24	109	187	187	19	19	
TOTALS	RPI 1-25	RPI 26-50	W-L RECORDS	RPI 51-100	RPI 101-150	RPI 150+				
9- 13	0- 2	0- 3	OVERALL	0- 4	2- 2	7- 2				
6- 5	0- 1	0- 1	HOME	0- 2	2- 1	4- 0				
2- 7	0- 1	0- 1	AWAY	0- 2	0- 1	2- 2				
1- 1	0- 0	0- 1	NEUTRAL	0- 0	0- 0	1- 0				
3- 8	0- 2	0- 1	NON-CONFERENCE	0- 3	1- 2	2- 0				
2- 3	0- 1	0- 0	HOME	0- 1	1- 1	1- 0				
0- 4	0- 1	0- 0	AWAY	0- 2	0- 1	0- 0				
1- 1	0- 0	0- 1	NEUTRAL	0- 0	0- 0	1- 0				
6- 5	0- 0	0- 2	CONFERENCE	0- 1	1- 0	5- 2				
4- 2	0- 0	0- 1	HOME	0- 1	1- 0	3- 0				
2- 3	0- 0	0- 1	AWAY	0- 0	0- 0	2- 2				
0- 0	0- 0	0- 0	NEUTRAL	0- 0	0- 0	0- 0				

RPI 1-25				RPI 26-50				RPI 51-100				RPI 101+ Team's RPI: 204			
RPI	S	Opponent	Score	RPI	S	Opponent	Score	RPI	S	Opponent	Score	RPI	S	Opponent	Score
5	A	South Carolina	38 89	33	A	Fresno St.	50 57	71	H	Long Beach St.	62 74	111	H	CSUN	54 65
16	H	Washington	48 69	33	H	Fresno St.	44 56	73	H	Colorado St.	36 49	112	A	Furman	43 60
				45	N	Michigan	50 70	77	A	San Diego	44 66	130	H	Sacramento St.	99 91
								98	A	UC Riverside	54 64	132	H	Boise St.	57 40
												154	A	New Mexico	53 62
												223	H	Wyoming	57 54
												227	N	Idaho St.	68 53
												259	A	Utah St.	70 59
												261	A	UNLV	47 64
												269	H	Nevada	57 49
												342	H	UC Santa Barbara	64 58
												347	A	Air Force	74 65
												347	H	Air Force	70 47
LAST 12 Division I GAMES:															
132	H	Boise St.	57 40	261	A	UNLV	47 64								
269	H	Nevada	57 49	223	H	Wyoming	57 54								
259	A	Utah St.	70 59	154	A	New Mexico	53 62								
33	A	Fresno St.	50 57	33	H	Fresno St.	44 56								
73	H	Colorado St.	36 49	347	A	Air Force	74 65								
347	H	Air Force	70 47	98	A	UC Riverside	54 64								

Non-Div I Games:

San Diego St.

■ Loss, 
 ■ Non-Conf, 
 ■ S Site, 
 ■ H Home 
 ■ A Away 
 N Neutral

## San Francisco

Through Games Of Feb. 8, 2015

Average RPI Win:	258	WON-LOST	WINNING	LAST 10	STRENGTH OF	OPP. STRENGTH	TEAM	ADJ.	CONF.	ADJ CONF.
Average RPI Loss:	65	RECORD	PCT. RANK	GAMES	SCHEDULE	OF SCHEDULE	RPI	RPI	RPI	RPI
DIV. I ONLY	12- 10	145	5- 5	154	175	145	145	8	8	
DIV. I NON-CONF.	7- 2	47	0- 0	298	311	105	105	7	7	
TOTALS	RPI 1-25	RPI 26-50	W-L RECORDS	RPI 51-100	RPI 101-150	RPI 150+				
12- 10	0- 0	0- 2	OVERALL	0- 8	1- 0	11- 0				
7- 5	0- 0	0- 1	HOME	0- 4	0- 0	7- 0				
5- 5	0- 0	0- 1	AWAY	0- 4	1- 0	4- 0				
0- 0	0- 0	0- 0	NEUTRAL	0- 0	0- 0	0- 0				
7- 2	0- 0	0- 0	NON-CONFERENCE	0- 2	1- 0	6- 0				
5- 0	0- 0	0- 0	HOME	0- 0	0- 0	5- 0				
2- 2	0- 0	0- 0	AWAY	0- 2	1- 0	1- 0				
0- 0	0- 0	0- 0	NEUTRAL	0- 0	0- 0	0- 0				
5- 8	0- 0	0- 2	CONFERENCE	0- 6	0- 0	5- 0				
2- 5	0- 0	0- 1	HOME	0- 4	0- 0	2- 0				
3- 3	0- 0	0- 1	AWAY	0- 2	0- 0	3- 0				
0- 0	0- 0	0- 0	NEUTRAL	0- 0	0- 0	0- 0				

RPI 1-25				RPI 26-50				RPI 51-100				RPI 101+ Team's RPI: 145			
RPI	S	Opponent	Score	RPI	S	Opponent	Score	RPI	S	Opponent	Score	RPI	S	Opponent	Score
				41	A	Gonzaga	84 91	55	H	Pacific	54 92	121	A	UC Davis	73 70
				41	H	Gonzaga	64 75	58	H	St. Mary's (CA)	66 68	196	A	Pepperdine	69 58
								66	A	BYU	62 65	202	H	Santa Clara	62 45
								66	H	BYU	63 68	218	H	San Jose St.	77 62
								71	A	Long Beach St.	58 70	269	H	Nevada	63 48
								77	A	San Diego	55 56	274	A	Portland	79 44
								77	H	San Diego	69 74	274	H	Portland	85 68
								98	A	UC Riverside	53 66	281	A	Loyola Marymount	74 65
												291	H	Columbia	70 65
												314	A	Seattle	67 56
												326	H	Utah Valley	69 50
												329	H	North Texas	60 42
LAST 12 Division I GAMES:															
				41	A	Gonzaga	84 91	202	H	Santa Clara	62 45				
				274	A	Portland	79 44	274	H	Portland	85 68				
				77	H	San Diego	69 74	41	H	Gonzaga	64 75				
				66	H	BYU	63 68	66	A	BYU	62 65				
				281	A	Loyola Marymount	74 65	77	A	San Diego	55 56				
				196	A	Pepperdine	69 58	58	H	St. Mary's (CA)	66 68				

Non-Div I Games: Cal St. Monterey Ba85 48 Sonoma St. 83 42

San Francisco

■ Loss, 
 ■ Non-Conf, 
 ■ S Site, 
 ■ Home 
 ■ A Away 
 N Neutral

Average RPI Win:	212	WON-LOST	WINNING	LAST 10	STRENGTH OF	OPP. STRENGTH	TEAM	ADJ.	CONF.	ADJ CONF.
Average RPI Loss:	156	RECORD	PCT. RANK	GAMES	SCHEDULE	OF SCHEDULE	RPI	RPI	RPI	RPI
DIV. I ONLY	10- 11	189	4- 6	284	122	218	218	21	21	
DIV. I NON-CONF.	5- 5	158	1- 0	292	53	179	179	19	19	
TOTALS	RPI 1-25	RPI 26-50	W-L RECORDS	RPI 51-100	RPI 101-150	RPI 150+				
10- 11	0- 1	1- 1	OVERALL	0- 2	3- 2	6- 5				
7- 2	0- 0	1- 0	HOME	0- 0	3- 0	3- 2				
2- 9	0- 1	0- 1	AWAY	0- 2	0- 2	2- 3				
1- 0	0- 0	0- 0	NEUTRAL	0- 0	0- 0	1- 0				
5- 5	0- 1	0- 0	NON-CONFERENCE	0- 1	2- 2	3- 1				
3- 0	0- 0	0- 0	HOME	0- 0	2- 0	1- 0				
1- 5	0- 1	0- 0	AWAY	0- 1	0- 2	1- 1				
1- 0	0- 0	0- 0	NEUTRAL	0- 0	0- 0	1- 0				
5- 6	0- 0	1- 1	CONFERENCE	0- 1	1- 0	3- 4				
4- 2	0- 0	1- 0	HOME	0- 0	1- 0	2- 2				
1- 4	0- 0	0- 1	AWAY	0- 1	0- 0	1- 2				
0- 0	0- 0	0- 0	NEUTRAL	0- 0	0- 0	0- 0				

RPI 1-25				RPI 26-50				RPI 51-100				RPI 101+ Team's RPI: 218			
RPI	S	Opponent	Score	RPI	S	Opponent	Score	RPI	S	Opponent	Score	RPI	S	Opponent	Score
17	A	California	87 110	33	A	Fresno St.	46 58	73	A	Colorado St.	59 77	121	H	UC Davis	89 75
				33	H	Fresno St.	56 51	98	A	UC Riverside	80 100	124	A	Colorado	89 97
												130	H	Sacramento St.	102 94
												132	H	Boise St.	88 78
												145	A	San Francisco	62 77
												154	H	New Mexico	62 64
												223	A	Wyoming	60 96
												239	A	Utah	87 100
												258	N	Cincinnati	79 54
												259	H	Utah St.	62 58
												261	H	UNLV	68 72
												269	A	Nevada	80 77
												282	A	UC Irvine	91 65
												291	H	Columbia	119 76
												347	A	Air Force	80 83
												347	H	Air Force	91 64
LAST 12 Division I GAMES:															
269	A	Nevada	80 77	33	A	Fresno St.	46 58	261	H	UNLV	68 72				
33	H	Fresno St.	56 51	347	H	Air Force	91 64	223	A	Wyoming	60 96				
154	H	New Mexico	62 64	259	H	Utah St.	62 58	130	H	Sacramento St.	102 94				
347	A	Air Force	80 83												
132	H	Boise St.	88 78												
73	A	Colorado St.	59 77												

Non-Div I Games: Southern Ore. 110 91

San Jose St.

Santa Clara

Through Games Of Feb. 8, 2015

Average RPI Win:	232	WON-LOST	WINNING	LAST 10	STRENGTH OF	OPP. STRENGTH	TEAM	ADJ.	CONF.	ADJ CONF.
Average RPI Loss:	94	RECORD	PCT. RANK	GAMES	SCHEDULE	OF SCHEDULE	RPI	RPI	RPI	RPI
DIV. I ONLY	7- 14	260	2- 3	123	96	202	202	8	8	
DIV. I NON-CONF.	4- 4	158	1- 0	279	75	167	167	7	7	
TOTALS	RPI 1-25	RPI 26-50	W-L RECORDS	RPI 51-100	RPI 101-150	RPI 150+				
7- 14	0- 0	0- 3	OVERALL	1- 7	1- 2	5- 2				
1- 6	0- 0	0- 1	HOME	0- 4	0- 0	1- 1				
4- 8	0- 0	0- 2	AWAY	0- 3	0- 2	4- 1				
2- 0	0- 0	0- 0	NEUTRAL	1- 0	1- 0	0- 0				
4- 4	0- 0	0- 1	NON-CONFERENCE	1- 1	1- 1	2- 1				
0- 1	0- 0	0- 0	HOME	0- 0	0- 0	0- 1				
2- 3	0- 0	0- 1	AWAY	0- 1	0- 1	2- 0				
2- 0	0- 0	0- 0	NEUTRAL	1- 0	1- 0	0- 0				
3- 10	0- 0	0- 2	CONFERENCE	0- 6	0- 1	3- 1				
1- 5	0- 0	0- 1	HOME	0- 4	0- 0	1- 0				
2- 5	0- 0	0- 1	AWAY	0- 2	0- 1	2- 1				
0- 0	0- 0	0- 0	NEUTRAL	0- 0	0- 0	0- 0				

RPI 1-25				RPI 26-50				RPI 51-100				RPI 101+				Team's RPI: 202	
RPI	S	Opponent	Score	RPI	S	Opponent	Score	RPI	S	Opponent	Score	RPI	S	Opponent	Score		
				28	A	Stanford	43 82	55	H	Pacific	59 61	121	N	UC Davis	79 76		
				41	A	Gonzaga	49 76	58	H	St. Mary's (CA)	61 62	126	A	Oregon	88 92		
				41	H	Gonzaga	70 78	66	A	BYU	55 84	145	A	San Francisco	45 62		
								66	H	BYU	56 58	157	H	Cal Poly	73 79		
								67	N	LSU	69 67	196	A	Pepperdine	65 54		
								77	A	San Diego	59 72	274	A	Portland	64 55		
								77	H	San Diego	61 64	274	H	Portland	83 68		
								98	A	UC Riverside	69 80	281	A	Loyola Marymount	57 82		
												342	A	UC Santa Barbara	47 33		
												347	A	Air Force	85 64		
LAST 12 Division I GAMES:																	
				347	A	Air Force	85 64	281	A	Loyola Marymount	57 82						
				274	A	Portland	64 55	145	A	San Francisco	45 62						
				41	A	Gonzaga	49 76	41	H	Gonzaga	70 78						
				66	H	BYU	56 58	274	H	Portland	83 68						
				77	H	San Diego	61 64	77	A	San Diego	59 72						
				196	A	Pepperdine	65 54	66	A	BYU	55 84						

Non-Div I Games: San Fran. St. 87 41

Santa Clara

Loss, Non-Conf, S Site, H Home A Away N Neutral

Average RPI Win:	237	WON-LOST	WINNING	LAST 10	STRENGTH OF	OPP. STRENGTH	TEAM	ADJ.	CONF.	ADJ CONF.
Average RPI Loss:	150	RECORD	PCT. RANK	GAMES	SCHEDULE	OF SCHEDULE	RPI	RPI	RPI	RPI
DIV. I ONLY	9- 10	193	1- 2	190	234	179	179	31	31	
DIV. I NON-CONF.	3- 7	250	0- 1	46	84	157	157	29	29	
TOTALS	RPI 1-25	RPI 26-50	W-L RECORDS	RPI 51-100	RPI 101-150	RPI 150+				
9- 10	0- 2	0- 1	OVERALL	1- 1	1- 1	7- 5				
4- 3	0- 0	0- 0	HOME	1- 0	0- 0	3- 3				
5- 6	0- 2	0- 1	AWAY	0- 1	1- 0	4- 2				
0- 1	0- 0	0- 0	NEUTRAL	0- 0	0- 1	0- 0				
3- 7	0- 2	0- 1	NON-CONFERENCE	0- 1	1- 1	2- 2				
2- 1	0- 0	0- 0	HOME	0- 0	0- 0	2- 1				
1- 5	0- 2	0- 1	AWAY	0- 1	1- 0	0- 1				
0- 1	0- 0	0- 0	NEUTRAL	0- 0	0- 1	0- 0				
6- 3	0- 0	0- 0	CONFERENCE	1- 0	0- 0	5- 3				
2- 2	0- 0	0- 0	HOME	1- 0	0- 0	1- 2				
4- 1	0- 0	0- 0	AWAY	0- 0	0- 0	4- 1				
0- 0	0- 0	0- 0	NEUTRAL	0- 0	0- 0	0- 0				

RPI 1-25				RPI 26-50				RPI 51-100				RPI 101+ Team's RPI: 179			
RPI	S	Opponent	Score	RPI	S	Opponent	Score	RPI	S	Opponent	Score	RPI	S	Opponent	Score
5	A	South Carolina	49 111	50	A	Arkansas	46 75	75	A	Fordham	53 63	131	N	Hartford	55 59
12	A	Florida St.	51 97					91	H	Hampton	61 55	138	A	Troy	83 80
												163	A	Auburn	56 62
												166	H	Florida	68 58
												219	A	N.C. A&T	59 56
												219	H	N.C. A&T	48 53
												242	H	Jacksonville	41 45
												262	H	Bethune-Cookman	52 59
												277	H	Norfolk St.	56 54
												283	A	Morgan St.	72 58
												290	H	Alabama St.	71 62
												332	A	N.C. Central	82 61
												336	A	Delaware St.	76 45
												340	A	UMES	50 61
LAST 12 Division I GAMES:															
131	N	Hartford	55 59	340	A	UMES	50 61								
283	A	Morgan St.	72 58	332	A	N.C. Central	82 61								
219	H	N.C. A&T	48 53	219	A	N.C. A&T	59 56								
277	H	Norfolk St.	56 54	242	H	Jacksonville	41 45								
91	H	Hampton	61 55	75	A	Fordham	53 63								
336	A	Delaware St.	76 45	12	A	Florida St.	51 97								

Non-Div I Games: Columbia (SC) 106 60 Allen 95 47

Savannah St.

Loss, Non-Conf, S Site, H Home A Away N Neutral

Average RPI Win:	318	WON-LOST	WINNING	LAST 10	STRENGTH OF	OPP. STRENGTH	TEAM	ADJ.	CONF.	ADJ CONF.
Average RPI Loss:	149	RECORD	PCT. RANK	GAMES	SCHEDULE	OF SCHEDULE	RPI	RPI	RPI	RPI
DIV. I ONLY	7- 16	277	4- 6	286	240	314	314	30	30	
DIV. I NON-CONF.	3- 12	295	1- 3	238	134	323	323	30	30	
TOTALS	RPI 1-25	RPI 26-50	W-L RECORDS	RPI 51-100	RPI 101-150	RPI 150+				
7- 16	0- 1	0- 0	OVERALL	0- 3	0- 5	7- 7				
6- 9	0- 1	0- 0	HOME	0- 1	0- 4	6- 3				
1- 7	0- 0	0- 0	AWAY	0- 2	0- 1	1- 4				
0- 0	0- 0	0- 0	NEUTRAL	0- 0	0- 0	0- 0				
3- 12	0- 1	0- 0	NON-CONFERENCE	0- 3	0- 4	3- 4				
3- 8	0- 1	0- 0	HOME	0- 1	0- 3	3- 3				
0- 4	0- 0	0- 0	AWAY	0- 2	0- 1	0- 1				
0- 0	0- 0	0- 0	NEUTRAL	0- 0	0- 0	0- 0				
4- 4	0- 0	0- 0	CONFERENCE	0- 0	0- 1	4- 3				
3- 1	0- 0	0- 0	HOME	0- 0	0- 1	3- 0				
1- 3	0- 0	0- 0	AWAY	0- 0	0- 0	1- 3				
0- 0	0- 0	0- 0	NEUTRAL	0- 0	0- 0	0- 0				

RPI 1-25				RPI 26-50				RPI 51-100				RPI 101+ Team's RPI: 314			
RPI	S	Opponent	Score	RPI	S	Opponent	Score	RPI	S	Opponent	Score	RPI	S	Opponent	Score
16	H	Washington	69 102					59	A	Washington St.	62 82	111	H	CSUN	63 86
								71	A	Long Beach St.	73 85	114	H	Montana	64 70
								77	H	San Diego	54 59	126	A	Oregon	44 70
												145	H	San Francisco	56 67
												147	H	Bakersfield	62 69
												153	A	New Mexico St.	66 76
												187	H	Cal St. Fullerton	59 66
												208	H	Idaho	50 65
												209	A	Montana St.	61 74
												211	A	Tex.-Pan American	58 80
												227	H	Idaho St.	55 63
												281	H	Loyola Marymount	62 57
												292	H	Portland St.	54 47
												302	A	Grand Canyon	59 56
												326	A	Utah Valley	42 73
												326	H	Utah Valley	73 58
												339	H	Chicago St.	75 51
												342	H	UC Santa Barbara	66 46
												343	H	UMKC	60 46
LAST 12 Division I GAMES:															
326	A	Utah Valley	42 73	211	A	Tex.-Pan American	58 80								
302	A	Grand Canyon	59 56	326	H	Utah Valley	73 58								
147	H	Bakersfield	62 69	187	H	Cal St. Fullerton	59 66								
343	H	UMKC	60 46	111	H	CSUN	63 86								
339	H	Chicago St.	75 51	342	H	UC Santa Barbara	66 46								
153	A	New Mexico St.	66 76	126	A	Oregon	44 70								

Non-Div I Games:

Seattle

■ Loss, 
■ Non-Conf, 
■ S Site, 
■ H Home 
■ A Away 
N Neutral



Average RPI Win: <b>166</b>	WON-LOST	WINNING	LAST 10	STRENGTH OF	OPP. STRENGTH	TEAM	ADJ.	CONF.	ADJ CONF.
Average RPI Loss: <b>69</b>	RECORD	PCT. RANK	GAMES	SCHEDULE	OF SCHEDULE	RPI	RPI	RPI	RPI
DIV. I ONLY	21- 3	13	8- 2	189	69	43	43	10	10
DIV. I NON-CONF.	11- 1	11	1- 0	215	80	38	38	9	9
TOTALS	RPI 1-25	RPI 26-50	W-L RECORDS	RPI 51-100	RPI 101-150	RPI 150+			
21- 3	0- 0	1- 0	OVERALL	6- 3	3- 0	11- 0			
15- 1	0- 0	1- 0	HOME	3- 1	3- 0	8- 0			
6- 2	0- 0	0- 0	AWAY	3- 2	0- 0	3- 0			
0- 0	0- 0	0- 0	NEUTRAL	0- 0	0- 0	0- 0			
11- 1	0- 0	1- 0	NON-CONFERENCE	2- 1	2- 0	6- 0			
9- 0	0- 0	1- 0	HOME	1- 0	2- 0	5- 0			
2- 1	0- 0	0- 0	AWAY	1- 1	0- 0	1- 0			
0- 0	0- 0	0- 0	NEUTRAL	0- 0	0- 0	0- 0			
10- 2	0- 0	0- 0	CONFERENCE	4- 2	1- 0	5- 0			
6- 1	0- 0	0- 0	HOME	2- 1	1- 0	3- 0			
4- 1	0- 0	0- 0	AWAY	2- 1	0- 0	2- 0			
0- 0	0- 0	0- 0	NEUTRAL	0- 0	0- 0	0- 0			

RPI 1-25				RPI 26-50				Team's RPI: 43				RPI 51-100				RPI 101+			
RPI	S	Opponent	Score	RPI	S	Opponent	Score	RPI	S	Opponent	Score	RPI	S	Opponent	Score	RPI	S	Opponent	Score
				36	H	Georgia	70 51					57	H	DePaul	107 87	117	H	Saint Joseph's	77 60
												60	A	Creighton	79 74	125	H	Butler	70 65
												60	H	Creighton	73 81	128	H	Kennesaw St.	77 74
												64	A	West Virginia	87 89	162	H	Fairfield	79 47
												75	A	Fordham	56 43	172	A	Penn St.	75 70
												83	A	St. John's (NY)	50 59	173	H	Xavier	78 54
												83	H	St. John's (NY)	78 73	207	H	Lafayette	80 63
												87	A	Villanova	59 56	233	A	Providence	68 67
												92	H	Illinois	82 72	233	H	Providence	67 40
																266	H	Marquette	88 58
																275	H	Rider	66 47
																278	A	Georgetown	99 85
																295	H	NJIT	74 62
																333	H	Saint Peter's	75 45
LAST 12 Division I GAMES:																			
				60	H	Creighton	73 81					266	H	Marquette	88 58				
				233	H	Providence	67 40					233	A	Providence	68 67				
				83	H	St. John's (NY)	78 73					173	H	Xavier	78 54				
				278	A	Georgetown	99 85					83	A	St. John's (NY)	50 59				
				87	A	Villanova	59 56					125	H	Butler	70 65				
				57	H	DePaul	107 87					36	H	Georgia	70 51				

Non-Div I Games:

Seton Hall

# Siena

S  
i  
e  
n  
a

## Siena

Page 258

Average RPI Win: <b>228</b>	WON-LOST	WINNING	LAST 10	STRENGTH OF	OPP. STRENGTH	TEAM	ADJ.	CONF.	ADJ CONF.
Average RPI Loss: <b>162</b>	RECORD	PCT. RANK	GAMES	SCHEDULE	OF SCHEDULE	RPI	RPI	RPI	RPI
DIV. I ONLY	2- 18	341	1- 9	129	255	318	318	16	16
DIV. I NON-CONF.	1- 6	316	0- 0	168	346	324	324	16	16
TOTALS	RPI 1-25	RPI 26-50	W-L RECORDS	RPI 51-100	RPI 101-150	RPI 150+			
2- 18	0- 0	0- 2	OVERALL	0- 2	0- 6	2- 8			
2- 8	0- 0	0- 1	HOME	0- 2	0- 3	2- 2			
0- 10	0- 0	0- 1	AWAY	0- 0	0- 3	0- 6			
0- 0	0- 0	0- 0	NEUTRAL	0- 0	0- 0	0- 0			
1- 6	0- 0	0- 0	NON-CONFERENCE	0- 1	0- 2	1- 3			
1- 2	0- 0	0- 0	HOME	0- 1	0- 1	1- 0			
0- 4	0- 0	0- 0	AWAY	0- 0	0- 1	0- 3			
0- 0	0- 0	0- 0	NEUTRAL	0- 0	0- 0	0- 0			
1- 12	0- 0	0- 2	CONFERENCE	0- 1	0- 4	1- 5			
1- 6	0- 0	0- 1	HOME	0- 1	0- 2	1- 2			
0- 6	0- 0	0- 1	AWAY	0- 0	0- 2	0- 3			
0- 0	0- 0	0- 0	NEUTRAL	0- 0	0- 0	0- 0			

RPI S	Opponent	Score	RPI S	Opponent	Score	RPI S	Opponent	Score	RPI S	Opponent	Score	Team's RPI: 318
40	A UALR	37 <b>71</b>	40	H UALR	34 <b>56</b>	54	H Arkansas St.	50 <b>62</b>	102	A Ole Miss	48 <b>88</b>	
						99	H Southern Miss.	53 <b>64</b>	133	H Indiana St.	53 <b>74</b>	
									146	A Texas St.	42 <b>63</b>	
									146	H Texas St.	44 <b>46</b>	
									150	A Appalachian St.	59 <b>70</b>	
									150	H Appalachian St.	63 <b>67</b>	
									165	A La.-Lafayette	58 <b>65</b>	
									165	H La.-Lafayette	57 <b>47</b>	
									190	A La.-Monroe	53 <b>55</b>	
									192	A Texas-Arlington	49 <b>59</b>	
									210	A UAB	43 <b>73</b>	
									226	H Georgia St.	78 <b>84</b>	
									231	A Nicholls St.	62 <b>66</b>	
									290	H Alabama St.	64 <b>61</b>	
									299	H Ga. Southern	53 <b>67</b>	
									334	A Tennessee Tech	66 <b>70</b>	
LAST 12 Division I GAMES:												
226	H Georgia St.	78 <b>84</b>	165	A La.-Lafayette	58 <b>65</b>							
146	H Texas St.	44 <b>46</b>	146	A Texas St.	42 <b>63</b>							
190	A La.-Monroe	53 <b>55</b>	299	H Ga. Southern	53 <b>67</b>							
165	H La.-Lafayette	57 <b>47</b>	150	H Appalachian St.	63 <b>67</b>							
150	A Appalachian St.	59 <b>70</b>	40	A UALR	37 <b>71</b>							
40	H UALR	34 <b>56</b>	192	A Texas-Arlington	49 <b>59</b>							

Non-Div I Games: Mobile 71 67 Spring Hill 69 42

South Ala.

# South Carolina

Through Games Of Feb. 8, 2015

Average RPI Win:	118	WON-LOST	WINNING	LAST 10	STRENGTH OF	OPP. STRENGTH	TEAM	ADJ.	CONF.	ADJ CONF.
Average RPI Loss:	0	RECORD	PCT. RANK	GAMES	SCHEDULE	OF SCHEDULE	RPI	RPI	RPI	RPI
DIV. I ONLY	22- 0	1	10- 0	48	23	5	5	3	3	
DIV. I NON-CONF.	12- 0	1	2- 0	118	17	10	10	5	5	
TOTALS	RPI 1-25	RPI 26-50	W-L RECORDS	RPI 51-100	RPI 101-150	RPI 150+				
22- 0	3- 0	2- 0	OVERALL	4- 0	4- 0	9- 0				
10- 0	2- 0	0- 0	HOME	1- 0	0- 0	7- 0				
8- 0	1- 0	1- 0	AWAY	2- 0	2- 0	2- 0				
4- 0	0- 0	1- 0	NEUTRAL	1- 0	2- 0	0- 0				
12- 0	1- 0	1- 0	NON-CONFERENCE	3- 0	2- 0	5- 0				
6- 0	0- 0	0- 0	HOME	1- 0	0- 0	5- 0				
2- 0	1- 0	0- 0	AWAY	1- 0	0- 0	0- 0				
4- 0	0- 0	1- 0	NEUTRAL	1- 0	2- 0	0- 0				
10- 0	2- 0	1- 0	CONFERENCE	1- 0	2- 0	4- 0				
4- 0	2- 0	0- 0	HOME	0- 0	0- 0	2- 0				
6- 0	0- 0	1- 0	AWAY	1- 0	2- 0	2- 0				
0- 0	0- 0	0- 0	NEUTRAL	0- 0	0- 0	0- 0				

RPI	S	Opponent	Score	RPI	S	Opponent	Score	RPI	S	Opponent	Score	RPI	S	Opponent	Score
10	H	Kentucky	68 60	26	N	Syracuse	67 63	67	A	LSU	75 51	102	A	Ole Miss	77 59
13	A	Duke	51 50	36	A	Georgia	58 35	88	N	Liberty	84 44	109	N	Central Mich.	80 45
24	H	Texas A&M	79 61					91	A	Hampton	69 49	116	A	Missouri	60 49
								93	H	Southern California	70 61	129	N	Wisconsin	67 44
												151	H	Clemson	99 41
												155	A	Alabama	102 59
												155	H	Alabama	85 54
												163	H	Auburn	77 58
												166	A	Florida	77 42
												179	H	Savannah St.	111 49
												195	H	Charlotte	82 61
												204	H	San Diego St.	89 38
												332	H	N.C. Central	90 26
LAST 12 Division I GAMES:															
36	A	Georgia	58 35	10	H	Kentucky	68 60	155	A	Alabama	102 59	67	A	LSU	75 51
102	A	Ole Miss	77 59	155	H	Alabama	85 54	24	H	Texas A&M	79 61	163	H	Auburn	77 58
155	H	Alabama	85 54	24	H	Texas A&M	79 61	166	A	Florida	77 42	88	N	Liberty	84 44
24	H	Texas A&M	79 61	166	A	Florida	77 42	109	N	Central Mich.	80 45				
166	A	Florida	77 42	116	A	Missouri	60 49								

Non-Div I Games:

South Carolina

Loss, Non-Conf, S Site, H Home A Away N Neutral

Season Carolina B.C.				Through Games of Feb. 07, 2019						
Average RPI Win:	292	WON-LOST	WINNING	LAST 10	STRENGTH OF	OPP. STRENGTH	TEAM	ADJ.	CONF.	ADJ CONF.
Average RPI Loss:	223	RECORD	PCT. RANK	GAMES	SCHEDULE	OF SCHEDULE	RPI	RPI	RPI	RPI
DIV. I ONLY	11- 8	131	6- 4	349	331	279	279	31	31	
DIV. I NON-CONF.	5- 4	139	2- 2	339	272	259	259	29	29	
TOTALS	RPI 1-25	RPI 26-50	W-L RECORDS	RPI 51-100	RPI 101-150	RPI 150+				
11- 8	0- 0	0- 0	OVERALL	0- 1	0- 1	11- 6				
7- 3	0- 0	0- 0	HOME	0- 1	0- 1	7- 1				
4- 5	0- 0	0- 0	AWAY	0- 0	0- 0	4- 5				
0- 0	0- 0	0- 0	NEUTRAL	0- 0	0- 0	0- 0				
5- 4	0- 0	0- 0	NON-CONFERENCE	0- 0	0- 1	5- 3				
4- 1	0- 0	0- 0	HOME	0- 0	0- 1	4- 0				
1- 3	0- 0	0- 0	AWAY	0- 0	0- 0	1- 3				
0- 0	0- 0	0- 0	NEUTRAL	0- 0	0- 0	0- 0				
6- 4	0- 0	0- 0	CONFERENCE	0- 1	0- 0	6- 3				
3- 2	0- 0	0- 0	HOME	0- 1	0- 0	3- 1				
3- 2	0- 0	0- 0	AWAY	0- 0	0- 0	3- 2				
0- 0	0- 0	0- 0	NEUTRAL	0- 0	0- 0	0- 0				

RPI 1-25				RPI 26-50				RPI 51-100				RPI 101+				Team's RPI: 279	
RPI	S	Opponent	Score	RPI	S	Opponent	Score	RPI	S	Opponent	Score	RPI	S	Opponent	Score		
								91	H	Hampton	53 88	112	H	Furman	46 65		
												151	A	Clemson	57 66		
												170	H	Jacksonville St.	55 52		
												219	A	N.C. A&T	48 59		
												228	H	USC Upstate	60 50		
												235	A	Presbyterian	33 46		
												262	H	Bethune-Cookman	68 61		
												270	H	Col. of Charleston	60 51		
												277	H	Norfolk St.	79 75		
												307	A	UNC Greensboro	50 70		
												308	A	Wofford	59 53		
												332	A	N.C. Central	54 56		
												336	A	Delaware St.	65 60		
												336	H	Delaware St.	64 62		
												337	A	Coppin St.	68 58		
												338	H	Florida A&M	50 55		
												340	A	UMES	64 59		
												344	H	Alabama A&M	69 62		
LAST 12 Division I GAMES:																	
				337	A	Coppin St.	68 58	219	A	N.C. A&T	48 59						
				336	H	Delaware St.	64 62	332	A	N.C. Central	54 56						
				91	H	Hampton	53 88	112	H	Furman	46 65						
				277	H	Norfolk St.	79 75	270	H	Col. of Charleston	60 51						
				340	A	UMES	64 59	151	A	Clemson	57 66						
				336	A	Delaware St.	65 60	170	H	Jacksonville St.	55 52						

Non-Div I Games:	Columbia (SC)	97	55	Allen	103	55
------------------	---------------	----	----	-------	-----	----

South Carolina St.

■ Loss, ■ Non-Conf, S Site, H Home A Away N Neutral

# South Dakota

Through Games Of Feb. 8, 2015

Average RPI Win:	221	WON-LOST	WINNING	LAST 10	STRENGTH OF	OPP. STRENGTH	TEAM	ADJ.	CONF.	ADJ CONF.
Average RPI Loss:	106	RECORD	PCT. RANK	GAMES	SCHEDULE	OF SCHEDULE	RPI	RPI	RPI	RPI
DIV. I ONLY	18- 5	31	8- 2	260	127	72	72	25	25	
DIV. I NON-CONF.	9- 3	60	0- 1	208	33	67	67	25	25	

TOTALS	RPI 1-25	RPI 26-50	W-L RECORDS	RPI 51-100	RPI 101-150	RPI 150+
18- 5	0- 2	0- 0	OVERALL	2- 1	2- 0	14- 2
10- 0	0- 0	0- 0	HOME	1- 0	2- 0	7- 0
8- 4	0- 1	0- 0	AWAY	1- 1	0- 0	7- 2
0- 1	0- 1	0- 0	NEUTRAL	0- 0	0- 0	0- 0
9- 3	0- 2	0- 0	NON-CONFERENCE	1- 1	2- 0	6- 0
5- 0	0- 0	0- 0	HOME	0- 0	2- 0	3- 0
4- 2	0- 1	0- 0	AWAY	1- 1	0- 0	3- 0
0- 1	0- 1	0- 0	NEUTRAL	0- 0	0- 0	0- 0
9- 2	0- 0	0- 0	CONFERENCE	1- 0	0- 0	8- 2
5- 0	0- 0	0- 0	HOME	1- 0	0- 0	4- 0
4- 2	0- 0	0- 0	AWAY	0- 0	0- 0	4- 2
0- 0	0- 0	0- 0	NEUTRAL	0- 0	0- 0	0- 0

RPI S	Opponent	Score	RPI S	Opponent	Score	RPI S	Opponent	Score	RPI S	Opponent	Score
16	A Washington	82 96				63	H South Dakota St.	82 78	110	H North Dakota	86 81
23	N Chattanooga	54 67				70	A Kansas	60 68	113	H UNI	85 77
						74	A Drake	83 78	178	A Oral Roberts	65 81
									178	H Oral Roberts	93 70
									187	H Cal St. Fullerton	86 50
									203	A UTSA	76 69
									230	A Western Ill.	101 87
									243	A North Dakota St.	83 79
									243	H North Dakota St.	84 69
									245	A IUPUI	43 68
									255	H Valparaiso	81 62
									266	A Marquette	69 65
									282	H UC Irvine	96 52
									292	A Portland St.	86 57
									300	A IPFW	73 72
									300	H IPFW	91 80
									312	H Denver	82 56
									320	A Omaha	64 48
LAST 12 Division I GAMES:											
243	A North Dakota St.	83 79	63	H South Dakota St.	82 78	243	H North Dakota St.	84 69	230	A Western Ill.	101 87
300	H IPFW	91 80	178	A Oral Roberts	65 81	320	A Omaha	64 48	23	N Chattanooga	54 67
178	H Oral Roberts	93 70	312	H Denver	82 56						
245	A IUPUI	43 68									
300	A IPFW	73 72									

Non-Div I Games: St. Mary (KS) 115 51

South Dakota

Loss, Non-Conf, S Site, H Home A Away N Neutral

Average RPI Win:	<b>199</b>	WON-LOST	WINNING	LAST 10	STRENGTH OF	OPP. STRENGTH	TEAM	ADJ.	CONF.	ADJ CONF.
Average RPI Loss:	<b>116</b>	RECORD	PCT. RANK	GAMES	SCHEDULE	OF SCHEDULE	RPI	RPI	RPI	RPI
DIV. I ONLY	<b>16- 7</b>	<b>61</b>	<b>4- 0</b>	<b>94</b>	<b>209</b>	<b>63</b>	<b>63</b>	<b>25</b>	<b>25</b>	
DIV. I NON-CONF.	<b>9- 4</b>	<b>84</b>	<b>1- 0</b>	<b>10</b>	<b>145</b>	<b>32</b>	<b>32</b>	<b>25</b>	<b>25</b>	
TOTALS	RPI 1-25	RPI 26-50	W-L RECORDS	RPI 51-100	RPI 101-150	RPI 150+				
16- 7	0- 0	3- 1	OVERALL	1- 3	1- 1	11- 2				
9- 2	0- 0	2- 1	HOME	1- 1	0- 0	6- 0				
6- 5	0- 0	1- 0	AWAY	0- 2	1- 1	4- 2				
1- 0	0- 0	0- 0	NEUTRAL	0- 0	0- 0	1- 0				
9- 4	0- 0	3- 1	NON-CONFERENCE	1- 2	1- 1	4- 0				
4- 2	0- 0	2- 1	HOME	1- 1	0- 0	1- 0				
4- 2	0- 0	1- 0	AWAY	0- 1	1- 1	2- 0				
1- 0	0- 0	0- 0	NEUTRAL	0- 0	0- 0	1- 0				
7- 3	0- 0	0- 0	CONFERENCE	0- 1	0- 0	7- 2				
5- 0	0- 0	0- 0	HOME	0- 0	0- 0	5- 0				
2- 3	0- 0	0- 0	AWAY	0- 1	0- 0	2- 2				
0- 0	0- 0	0- 0	NEUTRAL	0- 0	0- 0	0- 0				

RPI 1-25				RPI 26-50				RPI 51-100				Team's RPI: 63				RPI 101+			
RPI	S	Opponent	Score	RPI	S	Opponent	Score	RPI	S	Opponent	Score	RPI	S	Opponent	Score	RPI	S	Opponent	Score
				27	H	Green Bay	75 77	57	A	DePaul	62 84	107	A	Marist	64 82				
				40	H	UALR	67 42	60	H	Creighton	81 88	113	A	UNI	74 60				
				47	H	Middle Tenn.	65 61	66	H	BYU	75 65	178	H	Oral Roberts	71 46				
				50	A	Arkansas	80 75	72	A	South Dakota	78 82	221	A	Northern Colo.	71 48				
												224	N	Northern Ill.	55 42				
												230	A	Western Ill.	74 61				
												243	A	North Dakota St.	78 83				
												243	H	North Dakota St.	82 52				
												245	A	IUPUI	67 68				
												261	A	UNLV	65 59				
												286	H	Sam Houston St.	60 49				
												300	A	IPFW	65 64				
												300	H	IPFW	89 68				
												312	H	Denver	85 44				
												320	H	Omaha	101 66				
LAST 12 Division I GAMES:																			
				261	A	UNLV	65 59	320	H	Omaha	101 66								
				300	H	IPFW	89 68	245	A	IUPUI	67 68								
				243	H	North Dakota St.	82 52	300	A	IPFW	65 64								
				178	H	Oral Roberts	71 46	243	A	North Dakota St.	78 83								
				230	A	Western Ill.	74 61	312	H	Denver	85 44								
				72	A	South Dakota	78 82	113	A	UNI	74 60								

Non-Div I Games:

South Dakota St.

■ Loss, 
 ■ Non-Conf, 
 ■ S Site, 
 ■ Home 
 ■ A Away 
 N Neutral

Average RPI Win:	153	WON-LOST	WINNING	LAST 10	STRENGTH OF	OPP. STRENGTH	TEAM	ADJ.	CONF.	ADJ CONF.
Average RPI Loss:	26	RECORD	PCT. RANK	GAMES	SCHEDULE	OF SCHEDULE	RPI	RPI	RPI	RPI
DIV. I ONLY	19- 4	22	9- 1	54	44	25	25	7	7	
DIV. I NON-CONF.	9- 3	60	1- 0	45	6	31	31	8	8	
TOTALS	RPI 1-25	RPI 26-50	W-L RECORDS	RPI 51-100	RPI 101-150	RPI 150+				
19- 4	2- 3	2- 0	OVERALL	4- 1	1- 0	10- 0				
10- 1	0- 0	1- 0	HOME	2- 1	0- 0	7- 0				
6- 2	1- 2	1- 0	AWAY	0- 0	1- 0	3- 0				
3- 1	1- 1	0- 0	NEUTRAL	2- 0	0- 0	0- 0				
9- 3	2- 2	0- 0	NON-CONFERENCE	3- 1	0- 0	4- 0				
4- 1	0- 0	0- 0	HOME	1- 1	0- 0	3- 0				
2- 1	1- 1	0- 0	AWAY	0- 0	0- 0	1- 0				
3- 1	1- 1	0- 0	NEUTRAL	2- 0	0- 0	0- 0				
10- 1	0- 1	2- 0	CONFERENCE	1- 0	1- 0	6- 0				
6- 0	0- 0	1- 0	HOME	1- 0	0- 0	4- 0				
4- 1	0- 1	1- 0	AWAY	0- 0	1- 0	2- 0				
0- 0	0- 0	0- 0	NEUTRAL	0- 0	0- 0	0- 0				

RPI	S	Opponent	Score	RPI	S	Opponent	Score	RPI	S	Opponent	Score	RPI	S	Opponent	Score
4	A	Maryland	67 85	49	A	Tulane	53 40	51	H	Stetson	78 62	143	A	Temple	70 58
8	A	UConn	50 92	49	H	Tulane	64 45	62	H	East Carolina	69 62	160	A	Memphis	57 53
10	N	Kentucky	57 61					83	H	St. John's (NY)	52 55	160	H	Memphis	72 39
22	N	Oklahoma	83 68					87	N	Villanova	57 56	172	A	Penn St.	90 87
23	A	Chattanooga	59 57					92	N	Illinois	67 61	221	H	Northern Colo.	84 43
												244	H	SMU	82 59
												257	H	UCF	91 68
												258	H	Cincinnati	75 36
												264	A	Houston	71 55
												270	H	Col. of Charleston	67 47
												327	H	UNC Asheville	97 53
LAST 12 Division I GAMES:															
258	H	Cincinnati	75 36	244	H	SMU	82 59								
257	H	UCF	91 68	143	A	Temple	70 58								
160	A	Memphis	57 53	49	A	Tulane	53 40								
49	H	Tulane	64 45	160	H	Memphis	72 39								
264	A	Houston	71 55	62	H	East Carolina	69 62								
8	A	UConn	50 92	172	A	Penn St.	90 87								

Non-Div I Games:

South Fla.



Average RPI Win:	305	WON-LOST	WINNING	LAST 10	STRENGTH OF	OPP. STRENGTH	TEAM	ADJ.	CONF.	ADJ CONF.
Average RPI Loss:	196	RECORD	PCT. RANK	GAMES	SCHEDULE	OF SCHEDULE	RPI	RPI	RPI	RPI
DIV. I ONLY	7- 15	267	2- 8	327	311	305	305	26	26	
DIV. I NON-CONF.	5- 6	177	0- 0	318	300	246	246	26	26	
TOTALS	RPI 1-25	RPI 26-50	W-L RECORDS	RPI 51-100	RPI 101-150	RPI 150+				
7- 15	0- 0	0- 0	OVERALL	0- 0	0- 3	7- 12				
3- 5	0- 0	0- 0	HOME	0- 0	0- 0	3- 5				
3- 9	0- 0	0- 0	AWAY	0- 0	0- 3	3- 6				
1- 1	0- 0	0- 0	NEUTRAL	0- 0	0- 0	1- 1				
5- 6	0- 0	0- 0	NON-CONFERENCE	0- 0	0- 3	5- 3				
1- 2	0- 0	0- 0	HOME	0- 0	0- 0	1- 2				
3- 3	0- 0	0- 0	AWAY	0- 0	0- 3	3- 0				
1- 1	0- 0	0- 0	NEUTRAL	0- 0	0- 0	1- 1				
2- 9	0- 0	0- 0	CONFERENCE	0- 0	0- 0	2- 9				
2- 3	0- 0	0- 0	HOME	0- 0	0- 0	2- 3				
0- 6	0- 0	0- 0	AWAY	0- 0	0- 0	0- 6				
0- 0	0- 0	0- 0	NEUTRAL	0- 0	0- 0	0- 0				

RPI 1-25			RPI 26-50			RPI 51-100			RPI 101+			Team's RPI: 305
RPI	S	Opponent	Score	RPI	S	Opponent	Score	RPI	S	Opponent	Score	
								102	A	Ole Miss	57	58
								116	A	Missouri	42	88
								135	A	Southern Ill.	62	78
								152	A	UT Martin	55	96
								164	H	Saint Louis	56	74
								170	A	Jacksonville St.	34	70
								180	H	SIUE	48	60
								198	A	Belmont	39	62
								208	N	Idaho	62	78
								213	H	Morehead St.	59	64
								225	A	Tennessee St.	55	62
								230	H	Western Ill.	62	79
								249	N	Detroit	61	51
								253	A	Central Ark.	48	46
								254	A	Austin Peay	62	70
								268	H	Eastern Ky.	54	57
								303	H	Eastern Ill.	69	65
								311	A	Bradley	70	65
								321	A	Murray St.	81	86
								334	H	Tennessee Tech	68	66
								343	A	UMKC	65	50
								344	H	Alabama A&M	66	38
LAST 12 Division I GAMES:												
303	H	Eastern Ill.	69	65	170	A	Jacksonville St.	34	70			
321	A	Murray St.	81	86	268	H	Eastern Ky.	54	57			
254	A	Austin Peay	62	70	213	H	Morehead St.	59	64			
152	A	UT Martin	55	96	225	A	Tennessee St.	55	62			
180	H	SIUE	48	60	198	A	Belmont	39	62			
334	H	Tennessee Tech	68	66	208	N	Idaho	62	78			

Non-Div I Games: Ill.-Springfield 73 56 William Woods 77 40

Southeast Mo. St.

■ Loss, 
 ■ Non-Conf, 
 ■ S Site, 
 ■ Home 
 ■ A Away 
 N Neutral

Average RPI Win:	279	WON-LOST	WINNING	LAST 10	STRENGTH OF	OPP. STRENGTH	TEAM	ADJ.	CONF.	ADJ CONF.
Average RPI Loss:	173	RECORD	PCT. RANK	GAMES	SCHEDULE	OF SCHEDULE	RPI	RPI	RPI	RPI
DIV. I ONLY	5- 14	291	3- 7	196	312	298	298	29	29	
DIV. I NON-CONF.	2- 7	290	1- 1	75	220	239	239	28	28	
TOTALS	RPI 1-25	RPI 26-50	W-L RECORDS	RPI 51-100	RPI 101-150	RPI 150+				
5- 14	0- 0	0- 2	OVERALL	0- 1	0- 2	5- 9				
5- 4	0- 0	0- 0	HOME	0- 0	0- 0	5- 4				
0- 10	0- 0	0- 2	AWAY	0- 1	0- 2	0- 5				
0- 0	0- 0	0- 0	NEUTRAL	0- 0	0- 0	0- 0				
2- 7	0- 0	0- 2	NON-CONFERENCE	0- 1	0- 2	2- 2				
2- 1	0- 0	0- 0	HOME	0- 0	0- 0	2- 1				
0- 6	0- 0	0- 2	AWAY	0- 1	0- 2	0- 1				
0- 0	0- 0	0- 0	NEUTRAL	0- 0	0- 0	0- 0				
3- 7	0- 0	0- 0	CONFERENCE	0- 0	0- 0	3- 7				
3- 3	0- 0	0- 0	HOME	0- 0	0- 0	3- 3				
0- 4	0- 0	0- 0	AWAY	0- 0	0- 0	0- 4				
0- 0	0- 0	0- 0	NEUTRAL	0- 0	0- 0	0- 0				

RPI S	Opponent	Score	RPI S	Opponent	Score	RPI S	Opponent	Score	RPI S	Opponent	Score	Team's RPI: 298
31	A Mississippi St.	36 97	67	A LSU	42 75	102	A Ole Miss	71 79				
38	A Minnesota	60 109				138	A Troy	78 80				
						161	A Stephen F. Austin	71 78				
						163	A Auburn	44 72				
						165	H La.-Lafayette	60 71				
						189	A Lamar	60 83				
						220	H Northwestern St.	58 52				
						238	H McNeese St.	57 78				
						253	H Central Ark.	48 60				
						265	H Southern U.	79 76				
						267	H A&M-Corpus Christi	53 74				
						273	A Abilene Christian	74 75				
						286	H Sam Houston St.	78 76				
						288	H Houston Baptist	67 59				
						335	A Incarnate Word	70 82				
						338	H Florida A&M	69 67				
LAST 12 Division I GAMES:												
273	A Abilene Christian	74 75	189	A Lamar	60 83							
253	H Central Ark.	48 60	288	H Houston Baptist	67 59							
220	H Northwestern St.	58 52	286	H Sam Houston St.	78 76							
238	H McNeese St.	57 78	161	A Stephen F. Austin	71 78							
267	H A&M-Corpus Christi	53 74	102	A Ole Miss	71 79							
335	A Incarnate Word	70 82	338	H Florida A&M	69 67							

Non-Div I Games: William Carey 62 35 Mobile 74 47

Southeastern La.

Loss, Non-Conf, S Site, H Home A Away N Neutral

Average RPI Win: 172		WON-LOST	WINNING	LAST 10	STRENGTH OF	OPP. STRENGTH	TEAM	ADJ.	CONF.	ADJ CONF.
Average RPI Loss: 49		RECORD	PCT. RANK	GAMES	SCHEDULE	OF SCHEDULE	RPI	RPI	RPI	RPI
DIV. I ONLY		13- 10	136	4- 6	72	30	93	93	5	5
DIV. I NON-CONF.		8- 3	71	0- 0	101	59	52	52	3	3
TOTALS		RPI 1-25	RPI 26-50	W-L RECORDS	RPI 51-100	RPI 101-150	RPI 150+			
13- 10	0- 4		1- 1	OVERALL	1- 4	5- 1	6- 0			
7- 5	0- 2		1- 1	HOME	0- 2	4- 0	2- 0			
5- 5	0- 2		0- 0	AWAY	1- 2	1- 1	3- 0			
1- 0	0- 0		0- 0	NEUTRAL	0- 0	0- 0	1- 0			
8- 3	0- 1		1- 0	NON-CONFERENCE	1- 2	2- 0	4- 0			
4- 1	0- 0		1- 0	HOME	0- 1	2- 0	1- 0			
3- 2	0- 1		0- 0	AWAY	1- 1	0- 0	2- 0			
1- 0	0- 0		0- 0	NEUTRAL	0- 0	0- 0	1- 0			
5- 7	0- 3		0- 1	CONFERENCE	0- 2	3- 1	2- 0			
3- 4	0- 2		0- 1	HOME	0- 1	2- 0	1- 0			
2- 3	0- 1		0- 0	AWAY	0- 1	1- 1	1- 0			
0- 0	0- 0		0- 0	NEUTRAL	0- 0	0- 0	0- 0			

RPI 1-25				RPI 26-50				RPI 51-100 Team's RPI: 93				RPI 101+			
RPI	S	Opponent	Score	RPI	S	Opponent	Score	RPI	S	Opponent	Score	RPI	S	Opponent	Score
5	A	South Carolina	61 <b>70</b>	28	H	Stanford	60 <b>71</b>	58	A	St. Mary's (CA)	58 <b>64</b>	111	H	CSUN	85 74
9	A	Oregon St.	35 <b>68</b>	33	H	Fresno St.	68 50	69	H	Oklahoma St.	62 <b>66</b>	124	A	Colorado	81 61
9	H	Oregon St.	66 <b>76</b>					71	A	Long Beach St.	90 85	124	H	Colorado	66 51
17	H	California	53 <b>67</b>					85	A	UCLA	60 <b>71</b>	126	A	Oregon	57 <b>63</b>
								85	H	UCLA	52 <b>59</b>	126	H	Oregon	70 54
												130	H	Sacramento St.	101 99
												234	A	Davidson	99 64
												239	A	Utah	46 43
												239	H	Utah	73 54
												244	A	SMU	64 57
												281	H	Loyola Marymount	96 54
												286	N	Sam Houston St.	88 67
LAST 12 Division I GAMES:															
124	H	Colorado	66 51	85	A	UCLA	60 <b>71</b>								
239	H	Utah	73 54	239	A	Utah	46 43								
126	A	Oregon	57 <b>63</b>	124	A	Colorado	81 61								
9	A	Oregon St.	35 <b>68</b>	9	H	Oregon St.	66 <b>76</b>								
28	H	Stanford	60 <b>71</b>	126	H	Oregon	70 54								
17	H	California	53 <b>67</b>	85	H	UCLA	52 <b>59</b>								

Non-Div I Games:

Southern California

■ Loss, 
 ■ Non-Conf, 
 ■ S Site, 
 ■ H Home 
 ■ A Away 
 N Neutral

Average RPI Win:	218	WON-LOST	WINNING	LAST 10	STRENGTH OF	OPP. STRENGTH	TEAM	ADJ.	CONF.	ADJ CONF.
Average RPI Loss:	112	RECORD	PCT. RANK	GAMES	SCHEDULE	OF SCHEDULE	RPI	RPI	RPI	RPI
DIV. I ONLY	13- 9	117	5- 5	174	186	135	135	18	18	
DIV. I NON-CONF.	7- 4	107	1- 0	142	238	109	109	15	15	
TOTALS	RPI 1-25	RPI 26-50	W-L RECORDS	RPI 51-100	RPI 101-150	RPI 150+				
13- 9	0- 1	0- 1	OVERALL	1- 2	2- 3	10- 2				
9- 2	0- 0	0- 0	HOME	1- 1	2- 0	6- 1				
4- 5	0- 0	0- 1	AWAY	0- 1	0- 2	4- 1				
0- 2	0- 1	0- 0	NEUTRAL	0- 0	0- 1	0- 0				
7- 4	0- 1	0- 0	NON-CONFERENCE	0- 1	0- 2	7- 0				
4- 1	0- 0	0- 0	HOME	0- 1	0- 0	4- 0				
3- 1	0- 0	0- 0	AWAY	0- 0	0- 1	3- 0				
0- 2	0- 1	0- 0	NEUTRAL	0- 0	0- 1	0- 0				
6- 5	0- 0	0- 1	CONFERENCE	1- 1	2- 1	3- 2				
5- 1	0- 0	0- 0	HOME	1- 0	2- 0	2- 1				
1- 4	0- 0	0- 1	AWAY	0- 1	0- 1	1- 1				
0- 0	0- 0	0- 0	NEUTRAL	0- 0	0- 0	0- 0				

RPI 1-25				RPI 26-50				RPI 51-100				RPI 101+				Team's RPI: 135	
RPI	S	Opponent	Score	RPI	S	Opponent	Score	RPI	S	Opponent	Score	RPI	S	Opponent	Score		
9	N	Oregon St.	55 71	48	A	Wichita St.	61 80	74	A	Drake	66 81	104	A	Wright St.	50 70		
								74	H	Drake	81 76	113	A	UNI	70 79		
								92	H	Illinois	42 86	113	H	UNI	79 75		
												133	H	Indiana St.	65 53		
												142	N	Toledo	48 64		
												152	A	UT Martin	87 78		
												160	H	Memphis	82 75		
												185	A	Missouri St.	57 61		
												197	H	Mercer	67 52		
												213	A	Morehead St.	75 66		
												237	H	Evansville	58 63		
												254	A	Austin Peay	75 65		
												294	H	Loyola Chicago	64 58		
												305	H	Southeast Mo. St.	78 62		
												310	A	Illinois St.	65 56		
												311	H	Bradley	76 59		
												321	H	Murray St.	78 63		
LAST 12 Division I GAMES:																	
113	H	UNI	79 75	237	H	Evansville	58 63										
74	H	Drake	81 76	133	H	Indiana St.	65 53										
311	H	Bradley	76 59	74	A	Drake	66 81										
294	H	Loyola Chicago	64 58	113	A	UNI	70 79										
48	A	Wichita St.	61 80	310	A	Illinois St.	65 56										
185	A	Missouri St.	57 61	213	A	Morehead St.	75 66										

Non-Div I Games:

Southern Ill.

■ Loss, 
 ■ Non-Conf, 
 ■ S Site, 
 ■ Home 
 ■ A Away 
 N Neutral

Average RPI Win:	212	WON-LOST	WINNING	LAST 10	STRENGTH OF	OPP. STRENGTH	TEAM	ADJ.	CONF.	ADJ CONF.
Average RPI Loss:	143	RECORD	PCT. RANK	GAMES	SCHEDULE	OF SCHEDULE	RPI	RPI	RPI	RPI
DIV. I ONLY	14- 7	74	7- 3	155	229	99	99	17	17	
DIV. I NON-CONF.	6- 4	132	1- 0	252	285	165	165	18	18	
TOTALS	RPI 1-25	RPI 26-50	W-L RECORDS	RPI 51-100	RPI 101-150	RPI 150+				
14- 7	0- 1	3- 1	OVERALL	0- 0	1- 2	10- 3				
9- 2	0- 0	1- 1	HOME	0- 0	0- 0	8- 1				
5- 5	0- 1	2- 0	AWAY	0- 0	1- 2	2- 2				
0- 0	0- 0	0- 0	NEUTRAL	0- 0	0- 0	0- 0				
6- 4	0- 1	0- 1	NON-CONFERENCE	0- 0	0- 1	6- 1				
4- 1	0- 0	0- 1	HOME	0- 0	0- 0	4- 0				
2- 3	0- 1	0- 0	AWAY	0- 0	0- 1	2- 1				
0- 0	0- 0	0- 0	NEUTRAL	0- 0	0- 0	0- 0				
8- 3	0- 0	3- 0	CONFERENCE	0- 0	1- 1	4- 2				
5- 1	0- 0	1- 0	HOME	0- 0	0- 0	4- 1				
3- 2	0- 0	2- 0	AWAY	0- 0	1- 1	0- 1				
0- 0	0- 0	0- 0	NEUTRAL	0- 0	0- 0	0- 0				

RPI 1-25				RPI 26-50				RPI 51-100				Team's RPI: 99	RPI 101+			
RPI	S	Opponent	Score	RPI	S	Opponent	Score	RPI	S	Opponent	Score		RPI	S	Opponent	Score
19	A	FGCU	62 78	31	H	Mississippi St.	46 73						102	A	Ole Miss	66 68
				39	A	Western Ky.	63 61						126	A	Louisiana Tech	79 77
				47	A	Middle Tenn.	77 75						137	A	Marshall	65 67
				47	H	Middle Tenn.	70 65						203	H	UTSA	69 60
													210	A	UAB	49 62
													210	H	UAB	44 39
													219	H	N.C. A&T	72 48
													231	A	Nicholls St.	89 57
													238	A	McNeese St.	55 57
													254	H	Austin Peay	80 71
													260	H	Rice	65 54
													263	H	UTEP	59 71
													318	A	South Ala.	64 53
													329	H	North Texas	67 55
													334	H	Tennessee Tech	80 58
													348	H	Mississippi Val.	69 51
LAST 12 Division I GAMES:																
210	H	UAB	44 39	210	A	UAB	49 62									
47	H	Middle Tenn.	70 65	47	A	Middle Tenn.	77 75									
39	A	Western Ky.	63 61	263	H	UTEP	59 71									
137	A	Marshall	65 67	203	H	UTSA	69 60									
329	H	North Texas	67 55	126	A	Louisiana Tech	79 77									
260	H	Rice	65 54	231	A	Nicholls St.	89 57									

Non-Div I Games: William Carey 98 45

Southern Miss.

Average RPI Win:	312	WON-LOST	WINNING	LAST 10	STRENGTH OF	OPP. STRENGTH	TEAM	ADJ.	CONF.	ADJ CONF.
Average RPI Loss:	171	RECORD	PCT. RANK	GAMES	SCHEDULE	OF SCHEDULE	RPI	RPI	RPI	RPI
DIV. I ONLY	9- 10	193	1- 1	347	286	265	265	33	33	
DIV. I NON-CONF.	1- 8	322	0- 1	295	51	333	333	31	31	
TOTALS	RPI 1-25	RPI 26-50	W-L RECORDS	RPI 51-100	RPI 101-150	RPI 150+				
9- 10	0- 0	0- 2	OVERALL	0- 1	0- 1	9- 6				
5- 1	0- 0	0- 0	HOME	0- 0	0- 0	5- 1				
4- 8	0- 0	0- 2	AWAY	0- 1	0- 1	4- 4				
0- 1	0- 0	0- 0	NEUTRAL	0- 0	0- 0	0- 1				
1- 8	0- 0	0- 2	NON-CONFERENCE	0- 1	0- 1	1- 4				
1- 0	0- 0	0- 0	HOME	0- 0	0- 0	1- 0				
0- 7	0- 0	0- 2	AWAY	0- 1	0- 1	0- 3				
0- 1	0- 0	0- 0	NEUTRAL	0- 0	0- 0	0- 1				
8- 2	0- 0	0- 0	CONFERENCE	0- 0	0- 0	8- 2				
4- 1	0- 0	0- 0	HOME	0- 0	0- 0	4- 1				
4- 1	0- 0	0- 0	AWAY	0- 0	0- 0	4- 1				
0- 0	0- 0	0- 0	NEUTRAL	0- 0	0- 0	0- 0				

RPI	S	Opponent	Score	RPI	S	Opponent	Score	RPI	S	Opponent	Score	RPI	S	Opponent	Score	Team's RPI: 265
29	A	Texas	42	80	92	A	Illinois	42	62	102	A	Ole Miss	68	91		
38	A	Minnesota	62	107						166	A	Florida	49	78		
										169	A	Arizona	45	56		
										214	H	Texas Southern	48	62		
										232	H	Prairie View	67	51		
										289	A	Jackson St.	77	61		
										290	A	Alabama St.	53	49		
										298	A	Southeastern La.	76	79		
										299	N	Ga. Southern	52	68		
										306	A	Grambling	56	57		
										306	H	Grambling	80	52		
										330	H	Ark.-Pine Bluff	69	42		
										331	A	Alcorn	59	51		
										338	H	Florida A&M	80	69		
										344	A	Alabama A&M	77	55		
										348	H	Mississippi Val.	70	51		
LAST 12 Division I GAMES:																
299	N	Ga. Southern	52	68	330	H	Ark.-Pine Bluff	69	42							
306	H	Grambling	80	52	289	A	Jackson St.	77	61							
331	A	Alcorn	59	51	306	A	Grambling	56	57							
290	A	Alabama St.	53	49	214	H	Texas Southern	48	62							
344	A	Alabama A&M	77	55	232	H	Prairie View	67	51							
348	H	Mississippi Val.	70	51	166	A	Florida	49	78							

Non-Div I Games: Mobile 85 50

Southern U.



Average RPI Win:	224	WON-LOST	WINNING	LAST 10	STRENGTH OF	OPP. STRENGTH	TEAM	ADJ.	CONF.	ADJ CONF.
Average RPI Loss:	98	RECORD	PCT. RANK	GAMES	SCHEDULE	OF SCHEDULE	RPI	RPI	RPI	RPI
DIV. I ONLY	13- 11	153	2- 8	203	99	141	141	6	6	
DIV. I NON-CONF.	10- 3	52	1- 0	322	179	100	100	6	6	
TOTALS	RPI 1-25	RPI 26-50	W-L RECORDS	RPI 51-100	RPI 101-150	RPI 150+				
13- 11	0- 2	0- 0	OVERALL	1- 4	1- 4	11- 1				
6- 4	0- 1	0- 0	HOME	0- 2	1- 1	5- 0				
6- 7	0- 1	0- 0	AWAY	0- 2	0- 3	6- 1				
1- 0	0- 0	0- 0	NEUTRAL	1- 0	0- 0	0- 0				
10- 3	0- 1	0- 0	NON-CONFERENCE	1- 0	0- 2	9- 0				
4- 0	0- 0	0- 0	HOME	0- 0	0- 0	4- 0				
5- 3	0- 1	0- 0	AWAY	0- 0	0- 2	5- 0				
1- 0	0- 0	0- 0	NEUTRAL	1- 0	0- 0	0- 0				
3- 8	0- 1	0- 0	CONFERENCE	0- 4	1- 2	2- 1				
2- 4	0- 1	0- 0	HOME	0- 2	1- 1	1- 0				
1- 4	0- 0	0- 0	AWAY	0- 2	0- 1	1- 1				
0- 0	0- 0	0- 0	NEUTRAL	0- 0	0- 0	0- 0				

RPI	S	Opponent	Score	RPI	S	Opponent	Score	RPI	S	Opponent	Score	RPI	S	Opponent	Score	Team's RPI: 141
14	H	Dayton	70 86					61	H	Duquesne	63 76	117	A	Saint Joseph's	48 66	
21	A	James Madison	43 76					75	A	Fordham	51 54	120	H	VCU	51 61	
								75	H	Fordham	62 72	123	H	Rhode Island	73 59	
								84	N	Drexel	43 32	140	A	Buffalo	44 51	
								95	A	Richmond	61 67	142	A	Toledo	58 64	
												172	A	Penn St.	56 54	
												183	A	Massachusetts	77 57	
												183	H	Massachusetts	65 53	
												216	A	George Mason	55 68	
												229	A	Brown	58 56	
												247	A	Niagara	72 60	
												249	A	Detroit	68 56	
												256	H	Canisius	62 46	
												276	H	Colgate	65 49	
												278	A	Georgetown	70 64	
												307	H	UNC Greensboro	78 60	
												323	H	Binghamton	72 54	
LAST 12 Division I GAMES:																
123	H	Rhode Island	73 59	14	H	Dayton	70 86									
75	A	Fordham	51 54	216	A	George Mason	55 68									
183	A	Massachusetts	77 57	75	H	Fordham	62 72									
61	H	Duquesne	63 76	95	A	Richmond	61 67									
117	A	Saint Joseph's	48 66	183	H	Massachusetts	65 53									
120	H	VCU	51 61	278	A	Georgetown	70 64									

Non-Div I Games:

St. Bonaventure



Average RPI Win:	<b>294</b>	WON-LOST	WINNING	LAST 10	STRENGTH OF	OPP. STRENGTH	TEAM	ADJ.	CONF.	ADJ CONF.
Average RPI Loss:	<b>191</b>	RECORD	PCT. RANK	GAMES	SCHEDULE	OF SCHEDULE	RPI	RPI	RPI	RPI
DIV. I ONLY	<b>7- 16</b>	<b>277</b>	<b>4- 6</b>	<b>317</b>	<b>309</b>	<b>309</b>	<b>309</b>	<b>27</b>	<b>27</b>	
DIV. I NON-CONF.	<b>3- 9</b>	<b>281</b>	<b>0- 1</b>	<b>277</b>	<b>262</b>	<b>313</b>	<b>313</b>	<b>27</b>	<b>27</b>	
TOTALS	RPI 1-25	RPI 26-50	W-L RECORDS	RPI 51-100	RPI 101-150	RPI 150+				
7- 16	0- 0	0- 0	OVERALL	0- 2	0- 5	7- 9				
3- 6	0- 0	0- 0	HOME	0- 1	0- 2	3- 3				
2- 8	0- 0	0- 0	AWAY	0- 1	0- 1	2- 6				
2- 2	0- 0	0- 0	NEUTRAL	0- 0	0- 2	2- 0				
3- 9	0- 0	0- 0	NON-CONFERENCE	0- 2	0- 3	3- 4				
1- 3	0- 0	0- 0	HOME	0- 1	0- 0	1- 2				
0- 4	0- 0	0- 0	AWAY	0- 1	0- 1	0- 2				
2- 2	0- 0	0- 0	NEUTRAL	0- 0	0- 2	2- 0				
4- 7	0- 0	0- 0	CONFERENCE	0- 0	0- 2	4- 5				
2- 3	0- 0	0- 0	HOME	0- 0	0- 2	2- 1				
2- 4	0- 0	0- 0	AWAY	0- 0	0- 0	2- 4				
0- 0	0- 0	0- 0	NEUTRAL	0- 0	0- 0	0- 0				

RPI 1-25			RPI 26-50			RPI 51-100				RPI 101+			Team's RPI: 309				
RPI	S	Opponent	Score	RPI	S	Opponent	Score	RPI	S	Opponent	Score	RPI	S	Opponent	Score		
								76	A	Albany (NY)	47	90	108	A	Army	55	61
								80	H	Georgia Tech	59	65	110	N	North Dakota	63	70
													117	N	Saint Joseph's	42	64
													136	H	Central Conn. St.	49	51
													144	H	Bryant	53	65
													191	A	Sacred Heart	55	71
													199	A	Robert Morris	64	67
													199	H	Robert Morris	64	69
													201	H	Stony Brook	57	55
													207	H	Lafayette	51	73
													240	A	UMass Lowell	62	64
													275	N	Rider	71	60
													295	A	NJIT	50	57
													301	H	LIU Brooklyn	62	53
													304	A	Mt. St. Mary's	48	56
													304	H	Mt. St. Mary's	52	46
													317	H	Vermont	61	63
													322	A	Saint Francis (PA)	70	55
													324	A	Fairleigh Dickinson	72	61
													325	A	Wagner	60	63
													333	N	Saint Peter's	48	36
LAST 12 Division I GAMES:																	
				325	A	Wagner	60	63					199	A	Robert Morris	64	67
				304	H	Mt. St. Mary's	52	46					324	A	Fairleigh Dickinson	72	61
				301	H	LIU Brooklyn	62	53					304	A	Mt. St. Mary's	48	56
				136	H	Central Conn. St.	49	51					144	H	Bryant	53	65
				199	H	Robert Morris	64	69					191	A	Sacred Heart	55	71
				322	A	Saint Francis (PA)	70	55					240	A	UMass Lowell	62	64

Non-Div I Games:

St. Francis Brooklyn

■ Loss, 
 ■ Non-Conf, 
 ■ S Site, 
 ■ H Home 
 ■ A Away 
 N Neutral

Average RPI Win:	191	WON-LOST	WINNING	LAST 10	STRENGTH OF	OPP. STRENGTH	TEAM	ADJ.	CONF.	ADJ CONF.
Average RPI Loss:	73	RECORD	PCT. RANK	GAMES	SCHEDULE	OF SCHEDULE	RPI	RPI	RPI	RPI
DIV. I ONLY	16- 7	61	4- 6	118	104	83	83	10	10	
DIV. I NON-CONF.	9- 2	35	0- 1	128	201	63	63	9	9	
TOTALS	RPI 1-25	RPI 26-50	W-L RECORDS	RPI 51-100	RPI 101-150	RPI 150+				
16- 7	1- 1	1- 1	OVERALL	1- 3	2- 2	11- 0				
10- 4	0- 0	1- 0	HOME	0- 2	0- 2	9- 0				
6- 2	1- 0	0- 1	AWAY	1- 1	2- 0	2- 0				
0- 1	0- 1	0- 0	NEUTRAL	0- 0	0- 0	0- 0				
9- 2	1- 1	0- 0	NON-CONFERENCE	0- 0	2- 1	6- 0				
6- 1	0- 0	0- 0	HOME	0- 0	0- 1	6- 0				
3- 0	1- 0	0- 0	AWAY	0- 0	2- 0	0- 0				
0- 1	0- 1	0- 0	NEUTRAL	0- 0	0- 0	0- 0				
7- 5	0- 0	1- 1	CONFERENCE	1- 3	0- 1	5- 0				
4- 3	0- 0	1- 0	HOME	0- 2	0- 1	3- 0				
3- 2	0- 0	0- 1	AWAY	1- 1	0- 0	2- 0				
0- 0	0- 0	0- 0	NEUTRAL	0- 0	0- 0	0- 0				

RPI 1-25				RPI 26-50				RPI 51-100				RPI 101+			
RPI	S	Opponent	Score	RPI	S	Opponent	Score	RPI	S	Opponent	Score	RPI	S	Opponent	Score
8	N	UConn	54 70	43	A	Seton Hall	73 78	57	H	DePaul	75 84	103	A	Yale	61 50
25	A	South Fla.	55 52	43	H	Seton Hall	59 50	60	A	Creighton	61 38	107	A	Marist	49 48
								60	H	Creighton	50 75	125	H	Butler	50 55
								87	A	Villanova	69 81	133	H	Indiana St.	67 73
												163	H	Auburn	56 49
												166	H	Florida	72 66
												173	H	Xavier	65 42
												233	A	Providence	68 52
												233	H	Providence	70 49
												257	H	UCF	62 48
												266	H	Marquette	67 52
												278	A	Georgetown	74 57
												295	H	NJIT	66 42
												323	H	Binghamton	67 51
												325	H	Wagner	71 49
LAST 12 Division I GAMES:															
233	H	Providence	70 49	57	H	DePaul	75 84								
60	H	Creighton	50 75	60	A	Creighton	61 38								
43	A	Seton Hall	73 78	125	H	Butler	50 55								
87	A	Villanova	69 81	8	N	UConn	54 70								
278	A	Georgetown	74 57	43	H	Seton Hall	59 50								
266	H	Marquette	67 52	233	A	Providence	68 52								

Non-Div I Games:

St. John's (NY)

■ Loss, 
 ■ Non-Conf, S Site, 
 ■ Home 
 ■ Away 
 N Neutral

## St. Mary's (CA)

Through Games Of Feb. 8, 2015

Average RPI Win:	170	WON-LOST	WINNING	LAST 10	STRENGTH OF	OPP. STRENGTH	TEAM	ADJ.	CONF.	ADJ CONF.
Average RPI Loss:	57	RECORD	PCT. RANK	GAMES	SCHEDULE	OF SCHEDULE	RPI	RPI	RPI	RPI
DIV. I ONLY	16- 7	61	7- 3	109	68	58	58	8	8	
DIV. I NON-CONF.	7- 4	107	0- 0	58	40	58	58	7	7	
TOTALS	RPI 1-25	RPI 26-50	W-L RECORDS	RPI 51-100	RPI 101-150	RPI 150+				
16- 7	0- 1	1- 2	OVERALL	3- 3	4- 1	8- 0				
8- 3	0- 0	1- 1	HOME	1- 1	2- 1	4- 0				
8- 4	0- 1	0- 1	AWAY	2- 2	2- 0	4- 0				
0- 0	0- 0	0- 0	NEUTRAL	0- 0	0- 0	0- 0				
7- 4	0- 1	1- 1	NON-CONFERENCE	1- 1	3- 1	2- 0				
5- 1	0- 0	1- 0	HOME	1- 0	2- 1	1- 0				
2- 3	0- 1	0- 1	AWAY	0- 1	1- 0	1- 0				
0- 0	0- 0	0- 0	NEUTRAL	0- 0	0- 0	0- 0				
9- 3	0- 0	0- 1	CONFERENCE	2- 2	1- 0	6- 0				
3- 2	0- 0	0- 1	HOME	0- 1	0- 0	3- 0				
6- 1	0- 0	0- 0	AWAY	2- 1	1- 0	3- 0				
0- 0	0- 0	0- 0	NEUTRAL	0- 0	0- 0	0- 0				

RPI 1-25				RPI 26-50				RPI 51-100 Team's RPI: 58				RPI 101+			
RPI	S	Opponent	Score	RPI	S	Opponent	Score	RPI	S	Opponent	Score	RPI	S	Opponent	Score
15	A	George Washington	52 70	33	A	Fresno St.	56 60	55	A	Pacific	48 61	106	H	Boston College	72 82
				41	H	Gonzaga	42 52	55	H	Pacific	86 88	111	H	CSUN	73 63
				42	H	Iowa St.	67 63	66	A	BYU	61 51	121	A	UC Davis	57 55
								77	A	San Diego	57 56	130	H	Sacramento St.	99 91
								93	H	Southern California	64 58	145	A	San Francisco	68 66
								97	A	Virginia	49 62	157	A	Cal Poly	65 64
												196	A	Pepperdine	53 49
												196	H	Pepperdine	73 68
												202	A	Santa Clara	62 61
												274	H	Portland	66 53
												281	A	Loyola Marymount	56 49
												281	H	Loyola Marymount	72 71
												341	H	Howard	80 55
LAST 12 Division I GAMES:															
				55	A	Pacific	48 61	77	A	San Diego	57 56				
				196	A	Pepperdine	53 49	55	H	Pacific	86 88				
				281	A	Loyola Marymount	56 49	281	H	Loyola Marymount	72 71				
				274	H	Portland	66 53	196	H	Pepperdine	73 68				
				41	H	Gonzaga	42 52	145	A	San Francisco	68 66				
				66	A	BYU	61 51	202	A	Santa Clara	62 61				

Non-Div I Games:

St. Mary's (CA)

■ Loss, 
 ■ Non-Conf, 
 ■ S Site, 
 ■ Home 
 ■ A Away 
 N Neutral

Average RPI Win: 125		WON-LOST	WINNING	LAST 10	STRENGTH OF	OPP. STRENGTH	TEAM	ADJ.	CONF.	ADJ CONF.
Average RPI Loss: 38		RECORD	PCT. RANK	GAMES	SCHEDULE	OF SCHEDULE	RPI	RPI	RPI	RPI
DIV. I ONLY		17- 7	55	7- 3	29	4	28	28	5	5
DIV. I NON-CONF.		8- 4	92	0- 0	35	11	40	40	3	3
TOTALS	RPI 1-25	RPI 26-50		W-L RECORDS		RPI 51-100	RPI 101-150	RPI 150+		
17- 7	3- 5	0- 1		OVERALL		4- 0	4- 0	6- 1		
10- 2	2- 1	0- 1		HOME		1- 0	3- 0	4- 0		
6- 4	1- 3	0- 0		AWAY		3- 0	1- 0	1- 1		
1- 1	0- 1	0- 0		NEUTRAL		0- 0	0- 0	1- 0		
8- 4	1- 3	0- 1		NON-CONFERENCE		0- 0	3- 0	4- 0		
5- 1	1- 0	0- 1		HOME		0- 0	2- 0	2- 0		
2- 2	0- 2	0- 0		AWAY		0- 0	1- 0	1- 0		
1- 1	0- 1	0- 0		NEUTRAL		0- 0	0- 0	1- 0		
9- 3	2- 2	0- 0		CONFERENCE		4- 0	1- 0	2- 1		
5- 1	1- 1	0- 0		HOME		1- 0	1- 0	2- 0		
4- 2	1- 1	0- 0		AWAY		3- 0	0- 0	0- 1		
0- 0	0- 0	0- 0		NEUTRAL		0- 0	0- 0	0- 0		

RPI	S	Opponent	Score
1	A	Tennessee	40 59
8	H	UConn	88 86
11	A	Arizona St.	52 53
11	H	Arizona St.	57 60
16	A	Washington	60 56
16	H	Washington	82 69
20	N	North Carolina	54 70
23	A	Chattanooga	46 54

RPI	S	Opponent	Score
29	H	Texas	81 87

RPI	S	Opponent	Score
59	A	Washington St.	86 76
59	H	Washington St.	75 56
85	A	UCLA	79 70
93	A	Southern California	71 60

RPI	S	Opponent	Score
101	A	Hawaii	86 73
106	H	Boston College	96 63
121	H	UC Davis	71 59
124	H	Colorado	62 55
154	A	New Mexico	70 65
169	A	Arizona	57 60
169	H	Arizona	77 47
202	H	Santa Clara	82 43
232	N	Prairie View	88 45
239	H	Utah	55 44
342	H	UC Santa Barbara	90 34

LAST 12 Division I GAMES:			
169	A	Arizona	57 60
11	A	Arizona St.	52 53
16	H	Washington	82 69
59	H	Washington St.	75 56
93	A	Southern California	71 60
85	A	UCLA	79 70
11	H	Arizona St.	57 60
169	H	Arizona	77 47
59	A	Washington St.	86 76
16	A	Washington	60 56
239	H	Utah	55 44
124	H	Colorado	62 55

Non-Div I Games:

Stanford

Loss, Non-Conf, S Site, H Home A Away N Neutral

Average RPI Win:	249	WON-LOST	WINNING	LAST 10	STRENGTH OF	OPP. STRENGTH	TEAM	ADJ.	CONF.	ADJ CONF.
Average RPI Loss:	174	RECORD	PCT. RANK	GAMES	SCHEDULE	OF SCHEDULE	RPI	RPI	RPI	RPI
DIV. I ONLY	12- 6	74	8- 2	308	233	161	161	29	29	
DIV. I NON-CONF.	4- 4	158	1- 0	225	60	203	203	28	28	
TOTALS	RPI 1-25	RPI 26-50	W-L RECORDS	RPI 51-100	RPI 101-150	RPI 150+				
12- 6	0- 1	0- 0	OVERALL	0- 1	0- 1	12- 3				
7- 1	0- 0	0- 0	HOME	0- 0	0- 1	7- 0				
5- 3	0- 1	0- 0	AWAY	0- 0	0- 0	5- 2				
0- 2	0- 0	0- 0	NEUTRAL	0- 1	0- 0	0- 1				
4- 4	0- 1	0- 0	NON-CONFERENCE	0- 1	0- 1	4- 1				
3- 1	0- 0	0- 0	HOME	0- 0	0- 1	3- 0				
1- 1	0- 1	0- 0	AWAY	0- 0	0- 0	1- 0				
0- 2	0- 0	0- 0	NEUTRAL	0- 1	0- 0	0- 1				
8- 2	0- 0	0- 0	CONFERENCE	0- 0	0- 0	8- 2				
4- 0	0- 0	0- 0	HOME	0- 0	0- 0	4- 0				
4- 2	0- 0	0- 0	AWAY	0- 0	0- 0	4- 2				
0- 0	0- 0	0- 0	NEUTRAL	0- 0	0- 0	0- 0				

RPI 1-25				RPI 26-50				RPI 51-100				RPI 101+ Team's RPI: 161			
RPI	S	Opponent	Score	RPI	S	Opponent	Score	RPI	S	Opponent	Score	RPI	S	Opponent	Score
2	A	Baylor	57 96					98	N	UC Riverside	62 90	126	H	Louisiana Tech	69 76
												169	H	Arizona	72 60
												189	A	Lamar	59 55
												190	H	La.-Monroe	82 54
												220	A	Northwestern St.	69 61
												232	H	Prairie View	83 73
												238	A	McNeese St.	67 73
												253	A	Central Ark.	73 46
												260	A	Rice	70 59
												267	H	A&M-Corpus Christi	64 55
												273	A	Abilene Christian	71 69
												286	A	Sam Houston St.	64 65
												288	H	Houston Baptist	72 67
												296	N	Boston U.	57 62
												298	H	Southeastern La.	78 71
												345	H	New Orleans	76 56
LAST 12 Division I GAMES:															
288	H	Houston Baptist	72 67	345	H	New Orleans	76 56								
220	A	Northwestern St.	69 61	253	A	Central Ark.	73 46								
267	H	A&M-Corpus Christi	64 55	298	H	Southeastern La.	78 71								
286	A	Sam Houston St.	64 65	238	A	McNeese St.	67 73								
189	A	Lamar	59 55	169	H	Arizona	72 60								
273	A	Abilene Christian	71 69	2	A	Baylor	57 96								

Non-Div I Games: Southern Ark. 73 50 St. Edward's 65 56 Tex. A&M-Kingsville 90 50

Stephen F. Austin

Loss, Non-Conf, S Site, H Home A Away N Neutral

Average RPI Win: <b>217</b>	WON-LOST	WINNING	LAST 10	STRENGTH OF	OPP. STRENGTH	TEAM	ADJ.	CONF.	ADJ CONF.
Average RPI Loss: <b>67</b>	RECORD	PCT. RANK	GAMES	SCHEDULE	OF SCHEDULE	RPI	RPI	RPI	RPI
DIV. I ONLY	<b>14- 6</b>	<b>59</b>	<b>7- 3</b>	<b>80</b>	<b>165</b>	<b>51</b>	<b>51</b>	<b>11</b>	<b>11</b>
DIV. I NON-CONF.	<b>9- 3</b>	<b>60</b>	<b>4- 0</b>	<b>129</b>	<b>185</b>	<b>49</b>	<b>49</b>	<b>12</b>	<b>12</b>
TOTALS	RPI 1-25	RPI 26-50	W-L RECORDS	RPI 51-100	RPI 101-150	RPI 150+			
14- 6	0- 4	0- 0	OVERALL	0- 0	4- 0	10- 2			
7- 1	0- 1	0- 0	HOME	0- 0	2- 0	5- 0			
5- 5	0- 3	0- 0	AWAY	0- 0	1- 0	4- 2			
2- 0	0- 0	0- 0	NEUTRAL	0- 0	1- 0	1- 0			
9- 3	0- 2	0- 0	NON-CONFERENCE	0- 0	3- 0	6- 1			
4- 0	0- 0	0- 0	HOME	0- 0	1- 0	3- 0			
3- 3	0- 2	0- 0	AWAY	0- 0	1- 0	2- 1			
2- 0	0- 0	0- 0	NEUTRAL	0- 0	1- 0	1- 0			
5- 3	0- 2	0- 0	CONFERENCE	0- 0	1- 0	4- 1			
3- 1	0- 1	0- 0	HOME	0- 0	1- 0	2- 0			
2- 2	0- 1	0- 0	AWAY	0- 0	0- 0	2- 1			
0- 0	0- 0	0- 0	NEUTRAL	0- 0	0- 0	0- 0			

RPI 1-25				RPI 26-50				RPI 51-100 Team's RPI: 51				RPI 101+			
RPI	S	Opponent	Score	RPI	S	Opponent	Score	RPI	S	Opponent	Score	RPI	S	Opponent	Score
2	A	Baylor	42 <b>96</b>									107	N	Marist	57 50
19	A	FGCU	55 <b>57</b>									128	H	Kennesaw St.	75 64
19	H	FGCU	39 <b>61</b>									133	A	Indiana St.	62 52
25	A	South Fla.	62 <b>78</b>									146	H	Texas St.	75 57
												166	A	Florida	54 <b>59</b>
												171	A	Northern Ky.	62 <b>68</b>
												228	H	USC Upstate	67 44
												242	H	Jacksonville	73 47
												246	H	Campbell	76 63
												248	A	Lipscomb	82 77
												251	A	North Florida	67 38
												255	A	Valparaiso	73 62
												257	A	UCF	67 49
												259	N	Utah St.	84 64
												262	H	Bethune-Cookman	91 61
												272	H	UNCW	72 55
LAST 12 Division I GAMES:															
19	H	FGCU	39 <b>61</b>	242	H	Jacksonville	73 47								
248	A	Lipscomb	82 77	19	A	FGCU	55 <b>57</b>								
171	A	Northern Ky.	62 <b>68</b>	255	A	Valparaiso	73 62								
228	H	USC Upstate	67 44	272	H	UNCW	72 55								
128	H	Kennesaw St.	75 64	146	H	Texas St.	75 57								
251	A	North Florida	67 38	246	H	Campbell	76 63								

Non-Div I Games: Webber Int'l 90 27 Warner 101 40

Stetson

Average RPI Win: <b>266</b>	WON-LOST	WINNING	LAST 10	STRENGTH OF	OPP. STRENGTH	TEAM	ADJ.	CONF.	ADJ CONF.
Average RPI Loss: <b>148</b>	RECORD	PCT. RANK	GAMES	SCHEDULE	OF SCHEDULE	RPI	RPI	RPI	RPI
DIV. I ONLY	13- 10	136	6- 4	281	265	201	201	23	23
DIV. I NON-CONF.	7- 6	154	2- 0	284	278	194	194	24	24
<hr/>									
TOTALS	RPI 1-25	RPI 26-50	W-L RECORDS	RPI 51-100	RPI 101-150	RPI 150+			
13- 10	0- 1	0- 1	OVERALL	1- 2	0- 2	12- 4			
8- 3	0- 0	0- 0	HOME	1- 1	0- 1	7- 1			
5- 7	0- 1	0- 1	AWAY	0- 1	0- 1	5- 3			
0- 0	0- 0	0- 0	NEUTRAL	0- 0	0- 0	0- 0			
7- 6	0- 1	0- 1	NON-CONFERENCE	1- 0	0- 1	6- 3			
6- 0	0- 0	0- 0	HOME	1- 0	0- 0	5- 0			
1- 6	0- 1	0- 1	AWAY	0- 0	0- 1	1- 3			
0- 0	0- 0	0- 0	NEUTRAL	0- 0	0- 0	0- 0			
6- 4	0- 0	0- 0	CONFERENCE	0- 2	0- 1	6- 1			
2- 3	0- 0	0- 0	HOME	0- 1	0- 1	2- 1			
4- 1	0- 0	0- 0	AWAY	0- 1	0- 0	4- 0			
0- 0	0- 0	0- 0	NEUTRAL	0- 0	0- 0	0- 0			

RPI 1-25				RPI 26-50				RPI 51-100				RPI 101+ Team's RPI: 201			
RPI	S	Opponent	Score	RPI	S	Opponent	Score	RPI	S	Opponent	Score	RPI	S	Opponent	Score
13	A	Duke	42 <b>72</b>	42	A	Iowa St.	64 <b>74</b>	76	A	Albany (NY)	59 <b>69</b>	108	A	Army	59 <b>68</b>
								78	H	Western Mich.	59 55	131	H	Hartford	58 <b>60</b>
								82	H	Maine	55 <b>58</b>	193	A	New Hampshire	60 52
												193	H	New Hampshire	52 <b>60</b>
												205	A	Iona	62 <b>73</b>
												207	H	Lafayette	60 58
												240	A	UMass Lowell	64 60
												277	H	Norfolk St.	52 46
												283	A	Morgan St.	50 48
												287	A	UMBC	66 50
												291	H	Columbia	82 68
												309	A	St. Francis Brooklyn	55 <b>57</b>
												311	H	Bradley	79 63
												317	A	Vermont	74 62
												317	H	Vermont	60 38
												323	H	Binghamton	67 54
												325	A	Wagner	70 <b>76</b>
												333	H	Saint Peter's	56 40
<hr/>															
LAST 12 Division I GAMES:															
317	A	Vermont	74 62	82	H	Maine	55 <b>58</b>								
193	A	New Hampshire	60 52	287	A	UMBC	66 50								
131	H	Hartford	58 <b>60</b>	317	H	Vermont	60 38								
323	H	Binghamton	67 54	193	H	New Hampshire	52 <b>60</b>								
240	A	UMass Lowell	64 60	277	H	Norfolk St.	52 46								
76	A	Albany (NY)	59 <b>69</b>	78	H	Western Mich.	59 55								

Non-Div I Games:

Stony Brook

Average RPI Win:	137	WON-LOST	WINNING	LAST 10	STRENGTH OF	OPP. STRENGTH	TEAM	ADJ.	CONF.	ADJ CONF.
Average RPI Loss:	21	RECORD	PCT. RANK	GAMES	SCHEDULE	OF SCHEDULE	RPI	RPI	RPI	RPI
DIV. I ONLY	17- 7	55	7- 3	11	20	26	26	2	2	
DIV. I NON-CONF.	10- 3	52	1- 0	86	65	50	50	4	4	
TOTALS	RPI 1-25	RPI 26-50	W-L RECORDS	RPI 51-100	RPI 101-150	RPI 150+				
17- 7	1- 6	1- 0	OVERALL	7- 0	2- 1	6- 0				
11- 1	1- 1	0- 0	HOME	4- 0	1- 0	5- 0				
5- 3	0- 3	1- 0	AWAY	2- 0	1- 0	1- 0				
1- 3	0- 2	0- 0	NEUTRAL	1- 0	0- 1	0- 0				
10- 3	0- 2	0- 0	NON-CONFERENCE	4- 0	1- 1	5- 0				
7- 0	0- 0	0- 0	HOME	2- 0	1- 0	4- 0				
2- 0	0- 0	0- 0	AWAY	1- 0	0- 0	1- 0				
1- 3	0- 2	0- 0	NEUTRAL	1- 0	0- 1	0- 0				
7- 4	1- 4	1- 0	CONFERENCE	3- 0	1- 0	1- 0				
4- 1	1- 1	0- 0	HOME	2- 0	0- 0	1- 0				
3- 3	0- 3	1- 0	AWAY	1- 0	1- 0	0- 0				
0- 0	0- 0	0- 0	NEUTRAL	0- 0	0- 0	0- 0				

RPI 1-25				RPI 26-50				Team's RPI: 26				RPI 51-100				RPI 101+			
RPI	S	Opponent	Score	RPI	S	Opponent	Score	RPI	S	Opponent	Score	RPI	S	Opponent	Score	RPI	S	Opponent	Score
2	N	Baylor	72 74	32	A	Pittsburgh	68 60	61	A	Duquesne	90 84	105	N	Michigan St.	76 89				
3	H	Notre Dame	74 85					62	N	East Carolina	69 58	106	A	Boston College	64 46				
5	N	South Carolina	63 67					75	H	Fordham	59 42	136	H	Central Conn. St.	74 43				
7	A	Louisville	58 78					80	A	Georgia Tech	65 60	172	H	Penn St.	61 39				
12	A	Florida St.	52 62					80	H	North Carolina St.	66 49	177	H	Wake Forest	73 62				
13	A	Duke	72 74					88	H	Cornell	76 59	242	A	Jacksonville	77 61				
20	H	North Carolina	61 56					97	H	Virginia	70 58	256	H	Canisius	70 37				
																317	H	Vermont	94 63
																332	H	N.C. Central	70 25
LAST 12 Division I GAMES:																			
80	A	Georgia Tech	65 60	106	A	Boston College	64 46												
20	H	North Carolina	61 56	177	H	Wake Forest	73 62												
12	A	Florida St.	52 62	97	H	Virginia	70 58												
7	A	Louisville	58 78	13	A	Duke	72 74												
80	H	North Carolina St.	66 49	3	H	Notre Dame	74 85												
32	A	Pittsburgh	68 60	136	H	Central Conn. St.	74 43												

Non-Div I Games:

Syracuse



Average RPI Win:	166	WON-LOST	WINNING	LAST 10	STRENGTH OF	OPP. STRENGTH	TEAM	ADJ.	CONF.	ADJ CONF.
Average RPI Loss:	48	RECORD	PCT. RANK	GAMES	SCHEDULE	OF SCHEDULE	RPI	RPI	RPI	RPI
DIV. I ONLY	14- 8	94	6- 4	47	46	68	68	1	1	
DIV. I NON-CONF.	8- 3	71	1- 0	240	180	139	139	1	1	
TOTALS	RPI 1-25	RPI 26-50	W-L RECORDS	RPI 51-100	RPI 101-150	RPI 150+				
14- 8	0- 3	2- 2	OVERALL	3- 2	1- 1	8- 0				
11- 3	0- 3	2- 0	HOME	1- 0	1- 0	7- 0				
2- 4	0- 0	0- 2	AWAY	2- 1	0- 1	0- 0				
1- 1	0- 0	0- 0	NEUTRAL	0- 1	0- 0	1- 0				
8- 3	0- 1	0- 1	NON-CONFERENCE	0- 1	0- 0	8- 0				
7- 1	0- 1	0- 0	HOME	0- 0	0- 0	7- 0				
0- 1	0- 0	0- 1	AWAY	0- 0	0- 0	0- 0				
1- 1	0- 0	0- 0	NEUTRAL	0- 1	0- 0	1- 0				
6- 5	0- 2	2- 1	CONFERENCE	3- 1	1- 1	0- 0				
4- 2	0- 2	2- 0	HOME	1- 0	1- 0	0- 0				
2- 3	0- 0	0- 1	AWAY	2- 1	0- 1	0- 0				
0- 0	0- 0	0- 0	NEUTRAL	0- 0	0- 0	0- 0				

RPI 1-25				RPI 26-50				RPI 51-100 Team's RPI: 68				RPI 101+			
RPI	S	Opponent	Score	RPI	S	Opponent	Score	RPI	S	Opponent	Score	RPI	S	Opponent	Score
2	H	Baylor	67 89	29	H	Texas	64 59	64	A	West Virginia	71 76	119	A	Texas Tech	37 52
22	H	Oklahoma	81 97	36	A	Georgia	53 62	69	A	Oklahoma St.	71 62	119	H	Texas Tech	71 60
24	H	Texas A&M	71 82	42	A	Iowa St.	62 80	69	H	Oklahoma St.	70 66	185	N	Missouri St.	82 68
				42	H	Iowa St.	86 84	70	A	Kansas	80 63	189	H	Lamar	72 68
								73	N	Colorado St.	62 76	214	H	Texas Southern	69 52
												232	H	Prairie View	56 50
												244	H	SMU	73 63
												282	H	UC Irvine	78 56
												286	H	Sam Houston St.	79 55
												288	H	Houston Baptist	87 64
LAST 12 Division I GAMES:															
119	H	Texas Tech	71 60	22	H	Oklahoma	81 97								
64	A	West Virginia	71 76	70	A	Kansas	80 63								
29	H	Texas	64 59	69	H	Oklahoma St.	70 66								
2	H	Baylor	67 89	42	H	Iowa St.	86 84								
69	A	Oklahoma St.	71 62	119	A	Texas Tech	37 52								
42	A	Iowa St.	62 80	282	H	UC Irvine	78 56								

Non-Div I Games:

TCU

Average RPI Win:	232	WON-LOST	WINNING	LAST 10	STRENGTH OF	OPP. STRENGTH	TEAM	ADJ.	CONF.	ADJ CONF.
Average RPI Loss:	72	RECORD	PCT. RANK	GAMES	SCHEDULE	OF SCHEDULE	RPI	RPI	RPI	RPI
DIV. I ONLY	11- 13	196	5- 5	106	64	143	143	7	7	
DIV. I NON-CONF.	4- 9	243	0- 1	152	32	222	222	8	8	
TOTALS	RPI 1-25	RPI 26-50	W-L RECORDS	RPI 51-100	RPI 101-150	RPI 150+				
11- 13	0- 4	0- 2	OVERALL	0- 4	0- 1	11- 2				
5- 6	0- 3	0- 1	HOME	0- 1	0- 0	5- 1				
4- 6	0- 1	0- 1	AWAY	0- 3	0- 1	4- 0				
2- 1	0- 0	0- 0	NEUTRAL	0- 0	0- 0	2- 1				
4- 9	0- 1	0- 1	NON-CONFERENCE	0- 4	0- 1	4- 2				
1- 4	0- 1	0- 1	HOME	0- 1	0- 0	1- 1				
1- 4	0- 0	0- 0	AWAY	0- 3	0- 1	1- 0				
2- 1	0- 0	0- 0	NEUTRAL	0- 0	0- 0	2- 1				
7- 4	0- 3	0- 1	CONFERENCE	0- 0	0- 0	7- 0				
4- 2	0- 2	0- 0	HOME	0- 0	0- 0	4- 0				
3- 2	0- 1	0- 1	AWAY	0- 0	0- 0	3- 0				
0- 0	0- 0	0- 0	NEUTRAL	0- 0	0- 0	0- 0				

RPI S	Opponent	Score	RPI S	Opponent	Score	RPI S	Opponent	Score	RPI S	Opponent	Score	Team's RPI: 143
8	A UConn	58 92	37	H Rutgers	55 88	70	A Kansas	56 76	117	A Saint Joseph's	74 78	
8	H UConn	49 83	49	A Tulane	63 77	75	H Fordham	64 71	155	N Alabama	51 58	
12	H Florida St.	62 66				87	A Villanova	59 64	159	N Harvard	81 69	
25	H South Fla.	58 70				90	A Penn	50 52	160	A Memphis	58 57	
									160	H Memphis	84 61	
									181	H La Salle	75 72	
									200	H Delaware	58 69	
									244	H SMU	77 64	
									257	A UCF	71 54	
									257	H UCF	72 57	
									258	A Cincinnati	81 64	
									258	H Cincinnati	83 50	
									278	N Georgetown	81 58	
									341	A Howard	78 48	
LAST 12 Division I GAMES:												
49	A Tulane	63 77	8	A UConn	58 92							
160	H Memphis	84 61	25	H South Fla.	58 70							
8	H UConn	49 83	90	A Penn	50 52							
257	A UCF	71 54	258	A Cincinnati	81 64							
258	H Cincinnati	83 50	244	H SMU	77 64							
257	H UCF	72 57	160	A Memphis	58 57							

Non-Div I Games:

Temple

## Tennessee

Through Games Of Feb. 8, 2015

Average RPI Win: <b>105</b>	WON-LOST	WINNING	LAST 10	STRENGTH OF	OPP. STRENGTH	TEAM	ADJ.	CONF.	ADJ CONF.
Average RPI Loss: <b>18</b>	RECORD	PCT. RANK	GAMES	SCHEDULE	OF SCHEDULE	RPI	RPI	RPI	RPI
DIV. I ONLY	20- 3	15	9- 1	2	24	1	1	3	3
DIV. I NON-CONF.	10- 3	52	1- 1	7	29	6	6	5	5
TOTALS	RPI 1-25	RPI 26-50	W-L RECORDS	RPI 51-100	RPI 101-150	RPI 150+			
20- 3	3- 2	7- 1	OVERALL	2- 0	1- 0	7- 0			
13- 0	2- 0	4- 0	HOME	2- 0	1- 0	4- 0			
7- 3	1- 2	3- 1	AWAY	0- 0	0- 0	3- 0			
0- 0	0- 0	0- 0	NEUTRAL	0- 0	0- 0	0- 0			
10- 3	1- 2	3- 1	NON-CONFERENCE	1- 0	0- 0	5- 0			
8- 0	1- 0	2- 0	HOME	1- 0	0- 0	4- 0			
2- 3	0- 2	1- 1	AWAY	0- 0	0- 0	1- 0			
0- 0	0- 0	0- 0	NEUTRAL	0- 0	0- 0	0- 0			
10- 0	2- 0	4- 0	CONFERENCE	1- 0	1- 0	2- 0			
5- 0	1- 0	2- 0	HOME	1- 0	1- 0	0- 0			
5- 0	1- 0	2- 0	AWAY	0- 0	0- 0	2- 0			
0- 0	0- 0	0- 0	NEUTRAL	0- 0	0- 0	0- 0			

RPI	S	Opponent	Score	RPI	S	Opponent	Score	RPI	S	Opponent	Score	RPI	S	Opponent	Score
3	A	Notre Dame	77 88	28	H	Stanford	59 40	67	H	LSU	75 58	116	H	Missouri	63 53
9	H	Oregon St.	74 63	29	A	Texas	59 72	90	H	Penn	97 52	163	A	Auburn	54 42
10	A	Kentucky	73 72	31	H	Mississippi St.	79 67					166	A	Florida	64 56
23	A	Chattanooga	63 67	36	H	Georgia	59 51					178	H	Oral Roberts	91 39
24	H	Texas A&M	81 58	37	A	Rutgers	55 45					215	H	Winthrop	81 48
				46	A	Vanderbilt	57 49					225	H	Tennessee St.	97 46
				48	H	Wichita St.	54 51					248	A	Lipscomb	85 51
				50	A	Arkansas	60 51					322	H	Saint Francis (PA)	111 44
LAST 12 Division I GAMES:															
166	A	Florida	64 56	163	A	Auburn	54 42								
31	H	Mississippi St.	79 67	50	A	Arkansas	60 51								
10	A	Kentucky	73 72	24	H	Texas A&M	81 58								
36	H	Georgia	59 51	46	A	Vanderbilt	57 49								
67	H	LSU	75 58	116	H	Missouri	63 53								
3	A	Notre Dame	77 88	9	H	Oregon St.	74 63								

Non-Div I Games:

Tennessee

■ Loss, 
 ■ Non-Conf, S Site, 
 ■ Home 
 ■ Away 
 N Neutral

Average RPI Win:	276	WON-LOST	WINNING	LAST 10	STRENGTH OF	OPP. STRENGTH	TEAM	ADJ.	CONF.	ADJ CONF.
Average RPI Loss:	138	RECORD	PCT. RANK	GAMES	SCHEDULE	OF SCHEDULE	RPI	RPI	RPI	RPI
DIV. I ONLY	10- 12	198	6- 4	212	246	225	225	26	26	
DIV. I NON-CONF.	3- 8	263	0- 1	114	121	226	226	26	26	
TOTALS	RPI 1-25	RPI 26-50	W-L RECORDS	RPI 51-100	RPI 101-150	RPI 150+				
10- 12	0- 2	0- 0	OVERALL	0- 2	0- 2	10- 6				
4- 8	0- 0	0- 0	HOME	0- 1	0- 2	4- 5				
6- 4	0- 0	0- 0	AWAY	0- 1	0- 0	6- 0				
0- 0	0- 0	0- 0	NEUTRAL	0- 0	0- 0	0- 0				
3- 8	0- 2	0- 0	NON-CONFERENCE	0- 2	0- 2	3- 2				
1- 5	0- 0	0- 0	HOME	0- 1	0- 2	1- 2				
2- 3	0- 2	0- 0	AWAY	0- 1	0- 0	2- 0				
0- 0	0- 0	0- 0	NEUTRAL	0- 0	0- 0	0- 0				
7- 4	0- 0	0- 0	CONFERENCE	0- 0	0- 0	7- 4				
3- 3	0- 0	0- 0	HOME	0- 0	0- 0	3- 3				
4- 1	0- 0	0- 0	AWAY	0- 0	0- 0	4- 1				
0- 0	0- 0	0- 0	NEUTRAL	0- 0	0- 0	0- 0				

RPI 1-25				RPI 26-50				RPI 51-100				RPI 101+ Team's RPI: 225			
RPI	S	Opponent	Score	RPI	S	Opponent	Score	RPI	S	Opponent	Score	RPI	S	Opponent	Score
1	A	Tennessee	46 97					65	H	Youngstown St.	66 73	128	H	Kennesaw St.	56 65
10	A	Kentucky	75 87					80	A	North Carolina St.	55 84	138	H	Troy	71 75
												152	H	UT Martin	58 64
												170	H	Jacksonville St.	50 63
												180	A	SIUE	83 91
												198	H	Belmont	62 64
												213	A	Morehead St.	81 74
												242	H	Jacksonville	64 61
												248	A	Lipscomb	73 55
												251	H	North Florida	53 54
												254	A	Austin Peay	81 78
												267	A	A&M-Corpus Christi	72 61
												268	A	Eastern Ky.	68 62
												277	H	Norfolk St.	58 65
												303	H	Eastern Ill.	57 44
												305	H	Southeast Mo. St.	62 55
												321	A	Murray St.	76 72
												334	H	Tennessee Tech	67 64
LAST 12 Division I GAMES:															
213	A	Morehead St.	81 74	254	A	Austin Peay	81 78								
268	A	Eastern Ky.	68 62	321	A	Murray St.	76 72								
170	H	Jacksonville St.	50 63	180	A	SIUE	83 91								
152	H	UT Martin	58 64	303	H	Eastern Ill.	57 44								
198	H	Belmont	62 64	305	H	Southeast Mo. St.	62 55								
334	H	Tennessee Tech	67 64	10	A	Kentucky	75 87								

Non-Div I Games:

Tennessee St.

■ Loss, 
 ■ Non-Conf, 
 ■ S Site, 
 ■ H Home 
 ■ A Away 
 N Neutral

Average RPI Win: 301		WON-LOST	WINNING	LAST 10	STRENGTH OF	OPP. STRENGTH	TEAM	ADJ.	CONF.	ADJ CONF.
Average RPI Loss: 193		RECORD	PCT. RANK	GAMES	SCHEDULE	OF SCHEDULE	RPI	RPI	RPI	RPI
DIV. I ONLY		5- 19	310	2- 8	325	232	334	334	26	26
DIV. I NON-CONF.		3- 10	287	0- 1	323	150	318	318	26	26
TOTALS		RPI 1-25	RPI 26-50	W-L RECORDS	RPI 51-100	RPI 101-150	RPI 150+			
5- 19	0- 0		0- 2	OVERALL	0- 1	0- 0	5- 16			
3- 6	0- 0		0- 2	HOME	0- 0	0- 0	3- 4			
1- 12	0- 0		0- 0	AWAY	0- 1	0- 0	1- 11			
1- 1	0- 0		0- 0	NEUTRAL	0- 0	0- 0	1- 1			
3- 10	0- 0		0- 2	NON-CONFERENCE	0- 1	0- 0	3- 7			
1- 2	0- 0		0- 2	HOME	0- 0	0- 0	1- 0			
1- 7	0- 0		0- 0	AWAY	0- 1	0- 0	1- 6			
1- 1	0- 0		0- 0	NEUTRAL	0- 0	0- 0	1- 1			
2- 9	0- 0		0- 0	CONFERENCE	0- 0	0- 0	2- 9			
2- 4	0- 0		0- 0	HOME	0- 0	0- 0	2- 4			
0- 5	0- 0		0- 0	AWAY	0- 0	0- 0	0- 5			
0- 0	0- 0		0- 0	NEUTRAL	0- 0	0- 0	0- 0			

RPI 1-25				RPI 26-50				RPI 51-100				RPI 101+				Team's RPI: 334	
RPI	S	Opponent	Score	RPI	S	Opponent	Score	RPI	S	Opponent	Score	RPI	S	Opponent	Score		
				36	H	Georgia	51 74	99	A	Southern Miss.	58 80	151	A	Clemson	61 76		
				47	H	Middle Tenn.	76 98					152	H	UT Martin	59 79		
												170	H	Jacksonville St.	54 70		
												177	A	Wake Forest	62 89		
												180	A	SIUE	69 83		
												197	A	Mercer	67 73		
												198	A	Belmont	53 59		
												213	H	Morehead St.	54 64		
												219	N	N.C. A&T	49 54		
												225	A	Tennessee St.	64 67		
												226	A	Georgia St.	60 72		
												248	A	Lipscomb	53 72		
												254	H	Austin Peay	75 71		
												255	A	Valparaiso	61 79		
												268	H	Eastern Ky.	93 97		
												283	N	Morgan St.	62 56		
												303	A	Eastern Ill.	59 67		
												305	A	Southeast Mo. St.	66 68		
												318	H	South Ala.	70 66		
												321	H	Murray St.	74 69		
												328	A	FIU	73 56		
LAST 12 Division I GAMES:																	
				170	H	Jacksonville St.	54 70	152	H	UT Martin	59 79						
				198	A	Belmont	53 59	254	H	Austin Peay	75 71						
				213	H	Morehead St.	54 64	321	H	Murray St.	74 69						
				268	H	Eastern Ky.	93 97	180	A	SIUE	69 83						
				225	A	Tennessee St.	64 67	303	A	Eastern Ill.	59 67						
				305	A	Southeast Mo. St.	66 68	47	H	Middle Tenn.	76 98						

Non-Div I Games:

Tennessee Tech

Loss, Non-Conf, S Site, H Home A Away N Neutral

Average RPI Win:	276	WON-LOST	WINNING	LAST 10	STRENGTH OF	OPP. STRENGTH	TEAM	ADJ.	CONF.	ADJ CONF.
Average RPI Loss:	137	RECORD	PCT. RANK	GAMES	SCHEDULE	OF SCHEDULE	RPI	RPI	RPI	RPI
DIV. I ONLY	10- 10	169	6- 4	225	275	211	211	30	30	
DIV. I NON-CONF.	4- 8	233	1- 3	102	165	205	205	30	30	
TOTALS	RPI 1-25	RPI 26-50	W-L RECORDS	RPI 51-100	RPI 101-150	RPI 150+				
10- 10	0- 2	0- 1	OVERALL	0- 1	1- 2	9- 4				
7- 2	0- 0	0- 0	HOME	0- 0	1- 0	6- 2				
2- 7	0- 1	0- 1	AWAY	0- 1	0- 2	2- 2				
1- 1	0- 1	0- 0	NEUTRAL	0- 0	0- 0	1- 0				
4- 8	0- 2	0- 1	NON-CONFERENCE	0- 1	0- 2	4- 2				
3- 1	0- 0	0- 0	HOME	0- 0	0- 0	3- 1				
0- 6	0- 1	0- 1	AWAY	0- 1	0- 2	0- 1				
1- 1	0- 1	0- 0	NEUTRAL	0- 0	0- 0	1- 0				
6- 2	0- 0	0- 0	CONFERENCE	0- 0	1- 0	5- 2				
4- 1	0- 0	0- 0	HOME	0- 0	1- 0	3- 1				
2- 1	0- 0	0- 0	AWAY	0- 0	0- 0	2- 1				
0- 0	0- 0	0- 0	NEUTRAL	0- 0	0- 0	0- 0				

RPI 1-25				RPI 26-50				RPI 51-100				RPI 101+ Team's RPI: 211			
RPI	S	Opponent	Score	RPI	S	Opponent	Score	RPI	S	Opponent	Score	RPI	S	Opponent	Score
2	A	Baylor	42 96	29	A	Texas	45 72	57	A	DePaul	70 93	119	A	Texas Tech	42 50
24	N	Texas A&M	61 63									120	A	VCU	43 64
												147	H	Bakersfield	77 60
												153	H	New Mexico St.	71 74
												154	N	New Mexico	61 59
												175	H	Eastern Mich.	81 75
												267	H	A&M-Corpus Christi	57 60
												288	H	Houston Baptist	75 72
												295	A	NJIT	54 59
												302	A	Grand Canyon	54 69
												314	H	Seattle	80 58
												326	A	Utah Valley	59 52
												335	H	Incarinate Word	65 61
												339	A	Chicago St.	75 60
												339	H	Chicago St.	66 57
												343	H	UMKC	69 51
LAST 12 Division I GAMES:															
339	H	Chicago St.	66 57	314	H	Seattle	80 58								
343	H	UMKC	69 51	339	A	Chicago St.	75 60								
153	H	New Mexico St.	71 74	295	A	NJIT	54 59								
302	A	Grand Canyon	54 69	120	A	VCU	43 64								
326	A	Utah Valley	59 52	335	H	Incarinate Word	65 61								
147	H	Bakersfield	77 60	119	A	Texas Tech	42 50								

Non-Div I Games: Tex. A&M-Kingsville86 36 Concordia (TX) 72 31 Texas Lutheran 71 47

Tex.-Pan American

Loss, Non-Conf, S Site, H Home A Away N Neutral

Average RPI Win:	131	WON-LOST	WINNING	LAST 10	STRENGTH OF	OPP. STRENGTH	TEAM	ADJ.	CONF.	ADJ CONF.
Average RPI Loss:	33	RECORD	PCT. RANK	GAMES	SCHEDULE	OF SCHEDULE	RPI	RPI	RPI	RPI
DIV. I ONLY	15- 7	68	3- 7	9	17	29	29	1	1	
DIV. I NON-CONF.	11- 0	1	1- 0	72	98	4	4	1	1	
TOTALS	RPI 1-25	RPI 26-50	W-L RECORDS	RPI 51-100	RPI 101-150	RPI 150+				
15- 7	3- 3	1- 2	OVERALL	3- 2	1- 0	7- 0				
12- 2	2- 1	0- 1	HOME	2- 0	1- 0	7- 0				
2- 5	0- 2	1- 1	AWAY	1- 2	0- 0	0- 0				
1- 0	1- 0	0- 0	NEUTRAL	0- 0	0- 0	0- 0				
11- 0	2- 0	1- 0	NON-CONFERENCE	1- 0	0- 0	7- 0				
8- 0	1- 0	0- 0	HOME	0- 0	0- 0	7- 0				
2- 0	0- 0	1- 0	AWAY	1- 0	0- 0	0- 0				
1- 0	1- 0	0- 0	NEUTRAL	0- 0	0- 0	0- 0				
4- 7	1- 3	0- 2	CONFERENCE	2- 2	1- 0	0- 0				
4- 2	1- 1	0- 1	HOME	2- 0	1- 0	0- 0				
0- 5	0- 2	0- 1	AWAY	0- 2	0- 0	0- 0				
0- 0	0- 0	0- 0	NEUTRAL	0- 0	0- 0	0- 0				

RPI 1-25				RPI 26-50				Team's RPI: 29	RPI 51-100				RPI 101+			
RPI	S	Opponent	Score	RPI	S	Opponent	Score		RPI	S	Opponent	Score	RPI	S	Opponent	Score
1	H	Tennessee	72 59	28	A	Stanford	87 81		56	A	Kansas St.	57 66	119	H	Texas Tech	55 44
2	A	Baylor	58 75	42	A	Iowa St.	57 59		64	H	West Virginia	61 55	154	H	New Mexico	86 37
2	H	Baylor	68 70	42	H	Iowa St.	57 58		68	A	TCU	59 64	203	H	UTSA	68 48
22	A	Oklahoma	59 70						70	H	Kansas	60 46	211	H	Tex.-Pan American	72 45
22	H	Oklahoma	84 81						85	A	UCLA	75 65	220	H	Northwestern St.	74 34
24	N	Texas A&M	67 65										238	H	McNeese St.	76 59
													260	H	Rice	77 54
													265	H	Southern U.	80 42
LAST 12 Division I GAMES:																
2	H	Baylor	68 70	119	H	Texas Tech	55 44									
56	A	Kansas St.	57 66	22	A	Oklahoma	59 70									
68	A	TCU	59 64	42	A	Iowa St.	57 59									
22	H	Oklahoma	84 81	64	H	West Virginia	61 55									
42	H	Iowa St.	57 58	70	H	Kansas	60 46									
2	A	Baylor	58 75	260	H	Rice	77 54									

Non-Div I Games:

Texas

■ Loss, 
 ■ Non-Conf, S Site, 
 ■ Home 
 ■ Away 
 N Neutral

Average RPI Win: 157		WON-LOST	WINNING	LAST 10	STRENGTH OF	OPP. STRENGTH	TEAM	ADJ.	CONF.	ADJ CONF.
Average RPI Loss: 20		RECORD	PCT. RANK	GAMES	SCHEDULE	OF SCHEDULE	RPI	RPI	RPI	RPI
DIV. I ONLY		18- 6	42	6- 4	37	40	24	24	3	3
DIV. I NON-CONF.		12- 2	26	1- 1	162	85	41	41	5	5
TOTALS		RPI 1-25	RPI 26-50		W-L RECORDS		RPI 51-100	RPI 101-150	RPI 150+	
18- 6	1- 3	2- 3		OVERALL		3- 0	2- 0	10- 0		
11- 0	1- 0	1- 0		HOME		1- 0	1- 0	7- 0		
5- 5	0- 3	1- 2		AWAY		2- 0	1- 0	1- 0		
2- 1	0- 0	0- 1		NEUTRAL		0- 0	0- 0	2- 0		
12- 2	1- 1	0- 1		NON-CONFERENCE		2- 0	0- 0	9- 0		
7- 0	1- 0	0- 0		HOME		0- 0	0- 0	6- 0		
3- 1	0- 1	0- 0		AWAY		2- 0	0- 0	1- 0		
2- 1	0- 0	0- 1		NEUTRAL		0- 0	0- 0	2- 0		
6- 4	0- 2	2- 2		CONFERENCE		1- 0	2- 0	1- 0		
4- 0	0- 0	1- 0		HOME		1- 0	1- 0	1- 0		
2- 4	0- 2	1- 2		AWAY		0- 0	1- 0	0- 0		
0- 0	0- 0	0- 0		NEUTRAL		0- 0	0- 0	0- 0		

RPI 1-25				RPI 26-50				RPI 51-100				RPI 101+			
RPI	S	Opponent	Score	RPI	S	Opponent	Score	RPI	S	Opponent	Score	RPI	S	Opponent	Score
1	A	Tennessee	58 81	29	N	Texas	65 67	57	A	DePaul	76 68	102	H	Ole Miss	58 49
5	A	South Carolina	61 79	31	A	Mississippi St.	61 63	67	H	LSU	55 48	116	A	Missouri	55 48
13	H	Duke	63 59	36	A	Georgia	51 54	68	A	TCU	82 71	154	N	New Mexico	66 52
16	A	Washington	49 70	46	H	Vanderbilt	75 61					163	H	Auburn	78 45
				50	A	Arkansas	52 50					211	N	Tex.-Pan American	63 61
LAST 12 Division I GAMES:															
				31	A	Mississippi St.	61 63	67	H	LSU	55 48				
				116	A	Missouri	55 48	1	A	Tennessee	58 81				
				163	H	Auburn	78 45	50	A	Arkansas	52 50				
				5	A	South Carolina	61 79	46	H	Vanderbilt	75 61				
				36	A	Georgia	51 54	329	H	North Texas	75 38				
				102	H	Ole Miss	58 49	16	A	Washington	49 70				

Non-Div I Games:

Texas A&amp;M

■ Loss, 
■ Non-Conf, S Site, 
■ Home 
■ Away 
N Neutral



Average RPI Win:	294	WON-LOST	WINNING	LAST 10	STRENGTH OF	OPP. STRENGTH	TEAM	ADJ.	CONF.	ADJ CONF.
Average RPI Loss:	167	RECORD	PCT. RANK	GAMES	SCHEDULE	OF SCHEDULE	RPI	RPI	RPI	RPI
DIV. I ONLY	12- 9	134	9- 1	339	325	214	214	33	33	
DIV. I NON-CONF.	3- 8	263	1- 1	241	207	258	258	31	31	
TOTALS	RPI 1-25	RPI 26-50	W-L RECORDS	RPI 51-100	RPI 101-150	RPI 150+				
12- 9	0- 0	0- 0	OVERALL	0- 3	0- 1	12- 5				
6- 1	0- 0	0- 0	HOME	0- 0	0- 0	6- 1				
5- 8	0- 0	0- 0	AWAY	0- 0	0- 1	5- 0				
1- 0	0- 0	0- 0	NEUTRAL	0- 0	0- 0	1- 0				
3- 8	0- 0	0- 0	NON-CONFERENCE	0- 3	0- 1	3- 4				
1- 1	0- 0	0- 0	HOME	0- 0	0- 0	1- 1				
1- 7	0- 0	0- 0	AWAY	0- 3	0- 1	1- 3				
1- 0	0- 0	0- 0	NEUTRAL	0- 0	0- 0	1- 0				
9- 1	0- 0	0- 0	CONFERENCE	0- 0	0- 0	9- 1				
5- 0	0- 0	0- 0	HOME	0- 0	0- 0	5- 0				
4- 1	0- 0	0- 0	AWAY	0- 0	0- 0	4- 1				
0- 0	0- 0	0- 0	NEUTRAL	0- 0	0- 0	0- 0				

RPI S	Opponent	Score	RPI S	Opponent	Score	RPI S	Opponent	Score	RPI S	Opponent	Score	Team's RPI: 214
						68	A TCU	52 69	111	A CSUN	50 63	
						69	A Oklahoma St.	58 77	158	H Tulsa	64 67	
						70	A Kansas	44 69	232	A Prairie View	61 63	
									232	H Prairie View	70 55	
									238	A McNeese St.	70 74	
									245	N IUPUI	71 61	
									260	H Rice	69 63	
									265	A Southern U.	62 48	
									267	A A&M-Corpus Christi	63 68	
									286	A Sam Houston St.	54 61	
									288	A Houston Baptist	92 80	
									289	H Jackson St.	70 53	
									290	H Alabama St.	67 51	
									306	H Grambling	74 33	
									330	A Ark.-Pine Bluff	74 45	
									331	A Alcorn	75 66	
									344	H Alabama A&M	67 54	
									348	A Mississippi Val.	63 52	
LAST 12 Division I GAMES:												
232	H	Prairie View	70	55	306	H	Grambling	74	33			
344	H	Alabama A&M	67	54	232	A	Prairie View	61	63			
290	H	Alabama St.	67	51	265	A	Southern U.	62	48			
348	A	Mississippi Val.	63	52	331	A	Alcorn	75	66			
330	A	Ark.-Pine Bluff	74	45	238	A	McNeese St.	70	74			
289	H	Jackson St.	70	53	260	H	Rice	69	63			

Non-Div I Games:

Texas Southern

Average RPI Win: 233		WON-LOST	WINNING	LAST 10	STRENGTH OF	OPP. STRENGTH	TEAM	ADJ.	CONF.	ADJ CONF.
Average RPI Loss: 117		RECORD	PCT. RANK	GAMES	SCHEDULE	OF SCHEDULE	RPI	RPI	RPI	RPI
DIV. I ONLY		11- 9	142	6- 4	209	140	146	146	16	16
DIV. I NON-CONF.		3- 4	197	0- 0	175	164	177	177	16	16
TOTALS		RPI 1-25	RPI 26-50	W-L RECORDS	RPI 51-100	RPI 101-150	RPI 150+			
11- 9	0- 0		0- 2	OVERALL	0- 3	2- 1	9- 3			
5- 3	0- 0		0- 1	HOME	0- 0	1- 0	4- 2			
5- 6	0- 0		0- 1	AWAY	0- 3	1- 1	4- 1			
1- 0	0- 0		0- 0	NEUTRAL	0- 0	0- 0	1- 0			
3- 4	0- 0		0- 0	NON-CONFERENCE	0- 2	0- 1	3- 1			
1- 1	0- 0		0- 0	HOME	0- 0	0- 0	1- 1			
1- 3	0- 0		0- 0	AWAY	0- 2	0- 1	1- 0			
1- 0	0- 0		0- 0	NEUTRAL	0- 0	0- 0	1- 0			
8- 5	0- 0		0- 2	CONFERENCE	0- 1	2- 0	6- 2			
4- 2	0- 0		0- 1	HOME	0- 0	1- 0	3- 1			
4- 3	0- 0		0- 1	AWAY	0- 1	1- 0	3- 1			
0- 0	0- 0		0- 0	NEUTRAL	0- 0	0- 0	0- 0			

RPI 1-25				RPI 26-50				RPI 51-100				RPI 101+				Team's RPI: 146	
RPI	S	Opponent	Score	RPI	S	Opponent	Score	RPI	S	Opponent	Score	RPI	S	Opponent	Score		
				40	A	UALR	43 70	51	A	Stetson	57 75	119	A	Texas Tech	77 81		
				40	H	UALR	45 65	54	A	Arkansas St.	48 68	138	A	Troy	74 72		
								69	A	Oklahoma St.	37 64	150	H	Appalachian St.	67 58		
												165	H	La.-Lafayette	81 83		
												189	H	Lamar	79 72		
												190	H	La.-Monroe	70 64		
												192	A	Texas-Arlington	60 53		
												203	A	UTSA	57 53		
												226	A	Georgia St.	69 74		
												262	N	Bethune-Cookman	51 40		
												288	H	Houston Baptist	56 61		
												299	A	Ga. Southern	79 65		
												299	H	Ga. Southern	67 57		
												318	A	South Ala.	46 44		
												318	H	South Ala.	63 42		
LAST 12 Division I GAMES:																	
				40	A	UALR	43 70	54	A	Arkansas St.	48 68						
				318	A	South Ala.	46 44	318	H	South Ala.	63 42						
				165	H	La.-Lafayette	81 83	190	H	La.-Monroe	70 64						
				150	H	Appalachian St.	67 58	40	H	UALR	45 65						
				299	H	Ga. Southern	67 57	226	A	Georgia St.	69 74						
				192	A	Texas-Arlington	60 53	299	A	Ga. Southern	79 65						

Non-Div I Games:      Tex. A&M Int'l      83    65      Tex. A&M-Commerce    74    69

Texas St.

Loss, Non-Conf, S Site, H Home A Away N Neutral

Average RPI Win:	187	WON-LOST	WINNING	LAST 10	STRENGTH OF	OPP. STRENGTH	TEAM	ADJ.	CONF.	ADJ CONF.
Average RPI Loss:	57	RECORD	PCT. RANK	GAMES	SCHEDULE	OF SCHEDULE	RPI	RPI	RPI	RPI
DIV. I ONLY	13- 10	136	2- 8	89	55	119	119	1	1	
DIV. I NON-CONF.	10- 2	31	1- 0	231	244	95	95	1	1	
TOTALS	RPI 1-25	RPI 26-50	W-L RECORDS	RPI 51-100	RPI 101-150	RPI 150+				
13- 10	0- 2	0- 1	OVERALL	3- 7	1- 0	9- 0				
12- 3	0- 1	0- 0	HOME	2- 2	1- 0	9- 0				
1- 5	0- 1	0- 1	AWAY	1- 3	0- 0	0- 0				
0- 2	0- 0	0- 0	NEUTRAL	0- 2	0- 0	0- 0				
10- 2	0- 0	0- 0	NON-CONFERENCE	0- 2	1- 0	9- 0				
10- 0	0- 0	0- 0	HOME	0- 0	1- 0	9- 0				
0- 0	0- 0	0- 0	AWAY	0- 0	0- 0	0- 0				
0- 2	0- 0	0- 0	NEUTRAL	0- 2	0- 0	0- 0				
3- 8	0- 2	0- 1	CONFERENCE	3- 5	0- 0	0- 0				
2- 3	0- 1	0- 0	HOME	2- 2	0- 0	0- 0				
1- 5	0- 1	0- 1	AWAY	1- 3	0- 0	0- 0				
0- 0	0- 0	0- 0	NEUTRAL	0- 0	0- 0	0- 0				

RPI 1-25				RPI 26-50				RPI 51-100				RPI 101+ Team's RPI: 119			
RPI	S	Opponent	Score	RPI	S	Opponent	Score	RPI	S	Opponent	Score	RPI	S	Opponent	Score
22	A	Oklahoma	64 70	29	A	Texas	44 55	56	H	Kansas St.	38 41	146	H	Texas St.	81 77
22	H	Oklahoma	58 75					64	A	West Virginia	55 45	169	H	Arizona	57 54
								64	H	West Virginia	73 57	170	H	Jacksonville St.	67 59
								68	A	TCU	60 71	203	H	UTSA	64 48
								68	H	TCU	52 37	211	H	Tex.-Pan American	50 42
								69	A	Oklahoma St.	35 66	231	H	Nicholls St.	76 49
								70	A	Kansas	67 71	264	H	Houston	60 54
								70	H	Kansas	66 68	273	H	Abilene Christian	61 44
								80	N	North Carolina St.	42 75	283	H	Morgan St.	65 57
								86	N	Purdue	53 69	288	H	Houston Baptist	60 59
LAST 12 Division I GAMES:															
68	A	TCU	60 71	29	A	Texas	44 55								
70	A	Kansas	67 71	64	A	West Virginia	55 45								
56	H	Kansas St.	38 41	22	H	Oklahoma	58 75								
64	H	West Virginia	73 57	69	A	Oklahoma St.	35 66								
22	A	Oklahoma	64 70	68	H	TCU	52 37								
70	H	Kansas	66 68	288	H	Houston Baptist	60 59								

Non-Div I Games:

Texas Tech

■ Loss, 
■ Non-Conf, S Site, 
■ Home 
■ Away 
N Neutral

## Texas-Arlington

Through Games Of Feb. 8, 2015

Average RPI Win:	254	WON-LOST	WINNING	LAST 10	STRENGTH OF	OPP. STRENGTH	TEAM	ADJ.	CONF.	ADJ CONF.
Average RPI Loss:	118	RECORD	PCT. RANK	GAMES	SCHEDULE	OF SCHEDULE	RPI	RPI	RPI	RPI
DIV. I ONLY	10- 9	157	4- 6	211	205	192	192	16	16	
DIV. I NON-CONF.	4- 3	136	0- 0	242	298	169	169	16	16	
TOTALS	RPI 1-25	RPI 26-50	W-L RECORDS	RPI 51-100	RPI 101-150	RPI 150+				
10- 9	0- 0	0- 2	OVERALL	0- 2	1- 2	9- 3				
6- 4	0- 0	0- 0	HOME	0- 1	1- 1	5- 2				
4- 5	0- 0	0- 1	AWAY	0- 0	0- 0	4- 1				
0- 0	0- 0	0- 0	NEUTRAL	0- 0	0- 0	0- 0				
4- 3	0- 0	0- 1	NON-CONFERENCE	0- 1	0- 0	4- 1				
2- 1	0- 0	0- 0	HOME	0- 0	0- 0	2- 1				
2- 2	0- 0	0- 1	AWAY	0- 1	0- 0	2- 0				
0- 0	0- 0	0- 0	NEUTRAL	0- 0	0- 0	0- 0				
6- 6	0- 0	0- 1	CONFERENCE	0- 1	1- 2	5- 2				
4- 3	0- 0	0- 0	HOME	0- 1	1- 1	3- 1				
2- 3	0- 0	0- 1	AWAY	0- 0	0- 1	2- 1				
0- 0	0- 0	0- 0	NEUTRAL	0- 0	0- 0	0- 0				

RPI 1-25				RPI 26-50				RPI 51-100				RPI 101+				Team's RPI: 192	
RPI	S	Opponent	Score	RPI	S	Opponent	Score	RPI	S	Opponent	Score	RPI	S	Opponent	Score		
				40	A	UALR	38 66	54	H	Arkansas St.	77 80	138	A	Troy	63 70		
				48	A	Wichita St.	61 71	56	A	Kansas St.	41 45	138	H	Troy	70 67		
												146	H	Texas St.	53 60		
												165	A	La.-Lafayette	57 51		
												190	A	La.-Monroe	51 56		
												190	H	La.-Monroe	51 63		
												203	H	UTSA	55 63		
												226	A	Georgia St.	45 39		
												226	H	Georgia St.	57 45		
												267	A	A&M-Corpus Christi	42 28		
												284	H	Northern Ariz.	80 62		
												288	H	Houston Baptist	83 73		
												299	H	Ga. Southern	64 52		
												318	H	South Ala.	59 49		
												329	A	North Texas	46 38		
LAST 12 Division I GAMES:																	
				165	A	La.-Lafayette	57 51	226	A	Georgia St.	45 39						
				138	H	Troy	70 67	54	H	Arkansas St.	77 80						
				226	H	Georgia St.	57 45	190	H	La.-Monroe	51 63						
				40	A	UALR	38 66	138	A	Troy	63 70						
				190	A	La.-Monroe	51 56	318	H	South Ala.	59 49						
				146	H	Texas St.	53 60	299	H	Ga. Southern	64 52						

Non-Div I Games: Missouri Valley 90 32 McMurry 82 25

Texas-Arlington

Loss, Non-Conf, S Site, H Home A Away N Neutral

Average RPI Win:	<b>194</b>	WON-LOST	WINNING	LAST 10	STRENGTH OF	OPP. STRENGTH	TEAM	ADJ.	CONF.	ADJ CONF.
Average RPI Loss:	<b>118</b>	RECORD	PCT. RANK	GAMES	SCHEDULE	OF SCHEDULE	RPI	RPI	RPI	RPI
DIV. I ONLY	<b>11- 9</b>	<b>142</b>	<b>1- 1</b>	<b>158</b>	<b>137</b>	<b>142</b>	<b>142</b>	<b>15</b>	<b>15</b>	
DIV. I NON-CONF.	<b>6- 4</b>	<b>132</b>	<b>1- 0</b>	<b>191</b>	<b>48</b>	<b>119</b>	<b>119</b>	<b>17</b>	<b>17</b>	
TOTALS	RPI 1-25	RPI 26-50	W-L RECORDS	RPI 51-100	RPI 101-150	RPI 150+				
11- 9	0- 1	0- 0	OVERALL	2- 3	3- 3	6- 2				
5- 4	0- 0	0- 0	HOME	0- 1	2- 1	3- 2				
2- 5	0- 1	0- 0	AWAY	1- 2	0- 2	1- 0				
4- 0	0- 0	0- 0	NEUTRAL	1- 0	1- 0	2- 0				
6- 4	0- 1	0- 0	NON-CONFERENCE	1- 1	2- 1	3- 1				
2- 1	0- 0	0- 0	HOME	0- 0	1- 0	1- 1				
0- 3	0- 1	0- 0	AWAY	0- 1	0- 1	0- 0				
4- 0	0- 0	0- 0	NEUTRAL	1- 0	1- 0	2- 0				
5- 5	0- 0	0- 0	CONFERENCE	1- 2	1- 2	3- 1				
3- 3	0- 0	0- 0	HOME	0- 1	1- 1	2- 1				
2- 2	0- 0	0- 0	AWAY	1- 1	0- 1	1- 0				
0- 0	0- 0	0- 0	NEUTRAL	0- 0	0- 0	0- 0				

RPI 1-25				RPI 26-50				RPI 51-100				RPI 101+ Team's RPI: 142			
RPI	S	Opponent	Score	RPI	S	Opponent	Score	RPI	S	Opponent	Score	RPI	S	Opponent	Score
14	A	Dayton	57 <b>79</b>					52	A	Ohio	58 <b>65</b>	115	A	Cleveland St.	71 <b>81</b>
								78	A	Western Mich.	65 46	135	N	Southern Ill.	64 48
								79	H	Akron	101 <b>102</b>	140	A	Buffalo	61 <b>68</b>
								86	A	Purdue	48 <b>66</b>	140	H	Buffalo	75 63
								97	N	Virginia	64 62	141	H	St. Bonaventure	64 58
												148	H	Ball St.	61 <b>69</b>
												169	N	Arizona	69 54
												175	H	Eastern Mich.	61 <b>75</b>
												208	H	Idaho	80 67
												249	H	Detroit	72 <b>83</b>
												269	N	Nevada	65 56
												285	A	Bowling Green	64 48
												293	H	Kent St.	67 49
												316	H	Miami (OH)	63 53
LAST 12 Division I GAMES:															
169	N	Arizona	69 54	78	A	Western Mich.	65 46								
148	H	Ball St.	61 <b>69</b>	79	H	Akron	101 <b>102</b>								
140	A	Buffalo	61 <b>68</b>	52	A	Ohio	58 <b>65</b>								
285	A	Bowling Green	64 48	293	H	Kent St.	67 49								
175	H	Eastern Mich.	61 <b>75</b>	316	H	Miami (OH)	63 53								
140	H	Buffalo	75 63	135	N	Southern Ill.	64 48								

Non-Div I Games: Wis.-Parkside 70 43

Toledo

Average RPI Win: <b>247</b>	WON-LOST	WINNING	LAST 10	STRENGTH OF	OPP. STRENGTH	TEAM	ADJ.	CONF.	ADJ CONF.
Average RPI Loss: <b>128</b>	RECORD	PCT. RANK	GAMES	SCHEDULE	OF SCHEDULE	RPI	RPI	RPI	RPI
DIV. I ONLY	<b>10- 14</b>	<b>226</b>	<b>5- 5</b>	<b>208</b>	<b>113</b>	<b>217</b>	<b>217</b>	<b>13</b>	<b>13</b>
DIV. I NON-CONF.	<b>4- 8</b>	<b>233</b>	<b>0- 0</b>	<b>159</b>	<b>147</b>	<b>219</b>	<b>219</b>	<b>10</b>	<b>10</b>
TOTALS	RPI 1-25	RPI 26-50	W-L RECORDS	RPI 51-100	RPI 101-150	RPI 150+			
10- 14	0- 3	0- 0	OVERALL	0- 2	1- 3	9- 6			
6- 4	0- 1	0- 0	HOME	0- 1	1- 2	5- 0			
4- 8	0- 2	0- 0	AWAY	0- 1	0- 0	4- 4			
0- 2	0- 0	0- 0	NEUTRAL	0- 0	0- 1	0- 1			
4- 8	0- 2	0- 0	NON-CONFERENCE	0- 0	0- 2	4- 4			
2- 2	0- 1	0- 0	HOME	0- 0	0- 1	2- 0			
2- 4	0- 1	0- 0	AWAY	0- 0	0- 0	2- 3			
0- 2	0- 0	0- 0	NEUTRAL	0- 0	0- 1	0- 1			
6- 6	0- 1	0- 0	CONFERENCE	0- 2	1- 1	5- 2			
4- 2	0- 0	0- 0	HOME	0- 1	1- 1	3- 0			
2- 4	0- 1	0- 0	AWAY	0- 1	0- 0	2- 2			
0- 0	0- 0	0- 0	NEUTRAL	0- 0	0- 0	0- 0			

RPI 1-25				RPI 26-50				RPI 51-100				RPI 101+ Team's RPI: 217			
RPI	S	Opponent	Score	RPI	S	Opponent	Score	RPI	S	Opponent	Score	RPI	S	Opponent	Score
4	A	Maryland	52 <b>81</b>					94	A	Elon	43 <b>58</b>	110	H	North Dakota	52 <b>54</b>
15	H	George Washington	48 <b>82</b>					94	H	Elon	70 <b>84</b>	118	H	Hofstra	42 <b>58</b>
21	A	James Madison	66 <b>67</b>									123	N	Rhode Island	49 <b>60</b>
												139	H	William & Mary	77 69
												172	A	Penn St.	64 <b>71</b>
												177	A	Wake Forest	64 <b>74</b>
												181	N	La Salle	49 <b>62</b>
												200	A	Delaware	54 <b>72</b>
												200	H	Delaware	56 49
												212	A	Navy	51 <b>55</b>
												216	H	George Mason	72 70
												252	A	Loyola Maryland	63 50
												270	A	Col. of Charleston	56 52
												270	H	Col. of Charleston	71 49
												272	A	UNCW	63 <b>71</b>
												275	H	Rider	53 51
												280	A	Northeastern	72 64
												280	H	Northeastern	65 61
												287	A	UMBC	59 54
LAST 12 Division I GAMES:															
280	A	Northeastern	72 64	94	A	Elon	43 <b>58</b>								
94	H	Elon	70 <b>84</b>	270	A	Col. of Charleston	56 52								
270	H	Col. of Charleston	71 49	118	H	Hofstra	42 <b>58</b>								
200	A	Delaware	54 <b>72</b>	200	H	Delaware	56 49								
272	A	UNCW	63 <b>71</b>	139	H	William & Mary	77 69								
280	H	Northeastern	65 61	21	A	James Madison	66 <b>67</b>								

Non-Div I Games:

Towson

■ Loss, 
 ■ Non-Conf, S Site, 
 ■ Home 
 ■ Away 
 N Neutral

Average RPI Win:	223	WON-LOST	WINNING	LAST 10	STRENGTH OF	OPP. STRENGTH	TEAM	ADJ.	CONF.	ADJ CONF.
Average RPI Loss:	135	RECORD	PCT. RANK	GAMES	SCHEDULE	OF SCHEDULE	RPI	RPI	RPI	RPI
DIV. I ONLY	13- 9	117	6- 4	215	196	138	138	16	16	
DIV. I NON-CONF.	5- 4	139	0- 0	334	294	229	229	16	16	
TOTALS	RPI 1-25	RPI 26-50	W-L RECORDS	RPI 51-100	RPI 101-150	RPI 150+				
13- 9	0- 0	0- 1	OVERALL	0- 2	2- 1	11- 5				
7- 3	0- 0	0- 0	HOME	0- 1	1- 1	6- 1				
6- 6	0- 0	0- 1	AWAY	0- 1	1- 0	5- 4				
0- 0	0- 0	0- 0	NEUTRAL	0- 0	0- 0	0- 0				
5- 4	0- 0	0- 0	NON-CONFERENCE	0- 0	0- 0	5- 4				
3- 1	0- 0	0- 0	HOME	0- 0	0- 0	3- 1				
2- 3	0- 0	0- 0	AWAY	0- 0	0- 0	2- 3				
0- 0	0- 0	0- 0	NEUTRAL	0- 0	0- 0	0- 0				
8- 5	0- 0	0- 1	CONFERENCE	0- 2	2- 1	6- 1				
4- 2	0- 0	0- 0	HOME	0- 1	1- 1	3- 0				
4- 3	0- 0	0- 1	AWAY	0- 1	1- 0	3- 1				
0- 0	0- 0	0- 0	NEUTRAL	0- 0	0- 0	0- 0				

RPI 1-25			RPI 26-50			RPI 51-100			RPI 101+ Team's RPI: 138		
RPI	S	Opponent	Score	RPI	S	Opponent	Score	RPI	S	Opponent	Score
				40	A	UALR	56 82	54	A	Arkansas St.	72 91
								54	H	Arkansas St.	76 82
								146	H	Texas St.	72 74
								150	A	Appalachian St.	108 87
								150	H	Appalachian St.	91 87
								151	A	Clemson	73 82
								163	A	Auburn	54 71
								165	A	La.-Lafayette	60 55
								179	H	Savannah St.	80 83
								184	H	Samford	76 67
								190	A	La.-Monroe	82 77
								190	H	La.-Monroe	90 51
								192	A	Texas-Arlington	67 70
								192	H	Texas-Arlington	70 63
								225	A	Tennessee St.	75 71
								226	A	Georgia St.	96 87
								237	A	Evansville	85 94
								290	H	Alabama St.	70 50
								298	H	Southeastern La.	80 78
								299	H	Ga. Southern	84 74
								338	A	Florida A&M	65 59
LAST 12 Division I GAMES:											
150	A	Appalachian St.	108 87	150	H	Appalachian St.	91 87				
54	A	Arkansas St.	72 91	299	H	Ga. Southern	84 74				
192	A	Texas-Arlington	67 70	190	A	La.-Monroe	82 77				
190	H	La.-Monroe	90 51	226	A	Georgia St.	96 87				
54	H	Arkansas St.	76 82	192	H	Texas-Arlington	70 63				
40	A	UALR	56 82	165	A	La.-Lafayette	60 55				

Non-Div I Games:

Troy

Average RPI Win:	180	WON-LOST	WINNING	LAST 10	STRENGTH OF	OPP. STRENGTH	TEAM	ADJ.	CONF.	ADJ CONF.
Average RPI Loss:	33	RECORD	PCT. RANK	GAMES	SCHEDULE	OF SCHEDULE	RPI	RPI	RPI	RPI
DIV. I ONLY	18- 5	31	3- 1	90	95	49	49	7	7	
DIV. I NON-CONF.	9- 2	35	1- 0	21	152	23	23	8	8	
TOTALS	RPI 1-25	RPI 26-50	W-L RECORDS	RPI 51-100	RPI 101-150	RPI 150+				
18- 5	0- 3	1- 1	OVERALL	4- 1	2- 0	11- 0				
9- 3	0- 2	0- 0	HOME	2- 1	1- 0	6- 0				
8- 1	0- 1	1- 0	AWAY	2- 0	0- 0	5- 0				
1- 1	0- 0	0- 1	NEUTRAL	0- 0	1- 0	0- 0				
9- 2	0- 1	1- 1	NON-CONFERENCE	3- 0	1- 0	4- 0				
5- 1	0- 1	0- 0	HOME	2- 0	0- 0	3- 0				
3- 0	0- 0	1- 0	AWAY	1- 0	0- 0	1- 0				
1- 1	0- 0	0- 1	NEUTRAL	0- 0	1- 0	0- 0				
9- 3	0- 2	0- 0	CONFERENCE	1- 1	1- 0	7- 0				
4- 2	0- 1	0- 0	HOME	0- 1	1- 0	3- 0				
5- 1	0- 1	0- 0	AWAY	1- 0	0- 0	4- 0				
0- 0	0- 0	0- 0	NEUTRAL	0- 0	0- 0	0- 0				

RPI 1-25				RPI 26-50				Team's RPI: 49				RPI 51-100				RPI 101+			
RPI	S	Opponent	Score	RPI	S	Opponent	Score	RPI	S	Opponent	Score	RPI	S	Opponent	Score	RPI	S	Opponent	Score
12	H	Florida St.	54 65	39	N	Western Ky.	64 69	53	H	Miami (FL)	70 65	113	N	UNI	71 48				
25	A	South Fla.	45 64	40	A	UALR	74 58	62	A	East Carolina	76 63	143	H	Temple	77 63				
25	H	South Fla.	40 53					62	H	East Carolina	63 67	158	H	Tulsa	73 34				
								67	A	LSU	51 45	184	H	Samford	58 56				
								80	H	North Carolina St.	60 51	231	H	Nicholls St.	77 44				
												238	A	McNeese St.	75 55				
												244	A	SMU	84 60				
												244	H	SMU	60 58				
												257	A	UCF	71 70				
												258	A	Cincinnati	60 50				
												264	A	Houston	63 46				
												264	H	Houston	70 40				
												348	H	Mississippi Val.	87 47				
LAST 12 Division I GAMES:																			
113	N	UNI	71 48	158	H	Tulsa	73 34												
143	H	Temple	77 63	244	H	SMU	60 58												
244	A	SMU	84 60	257	A	UCF	71 70												
62	H	East Carolina	63 67	62	A	East Carolina	76 63												
264	A	Houston	63 46	25	H	South Fla.	40 53												
25	A	South Fla.	45 64	264	H	Houston	70 40												

Non-Div I Games:

Tulane



## Tulsa

Through Games Of Feb. 8, 2015

Average RPI Win:	221	WON-LOST	WINNING	LAST 10	STRENGTH OF	OPP. STRENGTH	TEAM	ADJ.	CONF.	ADJ CONF.
Average RPI Loss:	97	RECORD	PCT. RANK	GAMES	SCHEDULE	OF SCHEDULE	RPI	RPI	RPI	RPI
DIV. I ONLY	12- 10	145	6- 4	182	111	158	158	7	7	
DIV. I NON-CONF.	5- 6	177	0- 1	157	172	190	190	8	8	
TOTALS	RPI 1-25	RPI 26-50	W-L RECORDS	RPI 51-100	RPI 101-150	RPI 150+				
12- 10	0- 1	0- 3	OVERALL	1- 2	1- 1	10- 3				
7- 5	0- 0	0- 2	HOME	0- 1	0- 1	7- 1				
4- 5	0- 1	0- 1	AWAY	1- 1	0- 0	3- 2				
1- 0	0- 0	0- 0	NEUTRAL	0- 0	1- 0	0- 0				
5- 6	0- 0	0- 2	NON-CONFERENCE	0- 1	1- 1	4- 2				
2- 4	0- 0	0- 2	HOME	0- 0	0- 1	2- 1				
2- 2	0- 0	0- 0	AWAY	0- 1	0- 0	2- 1				
1- 0	0- 0	0- 0	NEUTRAL	0- 0	1- 0	0- 0				
7- 4	0- 1	0- 1	CONFERENCE	1- 1	0- 0	6- 1				
5- 1	0- 0	0- 0	HOME	0- 1	0- 0	5- 0				
2- 3	0- 1	0- 1	AWAY	1- 0	0- 0	1- 1				
0- 0	0- 0	0- 0	NEUTRAL	0- 0	0- 0	0- 0				

RPI 1-25				RPI 26-50				RPI 51-100				RPI 101+ Team's RPI: 158			
RPI	S	Opponent	Score	RPI	S	Opponent	Score	RPI	S	Opponent	Score	RPI	S	Opponent	Score
8	A	UConn	60 98	40	H	UALR	59 66	53	A	Miami (FL)	57 69	113	H	UNI	66 69
				49	A	Tulane	34 73	62	A	East Carolina	74 63	140	N	Buffalo	87 77
				50	H	Arkansas	53 64	62	H	East Carolina	68 77	160	H	Memphis	79 69
												164	H	Saint Louis	58 63
												178	A	Oral Roberts	71 73
												189	H	Lamar	73 69
												214	A	Texas Southern	67 64
												244	H	SMU	74 58
												255	A	Valparaiso	87 63
												257	A	UCF	70 76
												257	H	UCF	70 61
												258	H	Cincinnati	74 52
												264	A	Houston	67 51
												264	H	Houston	74 52
												345	H	New Orleans	78 55
LAST 12 Division I GAMES:															
264	A	Houston	67 51	62	H	East Carolina	68 77								
257	H	UCF	70 61	160	H	Memphis	79 69								
244	H	SMU	74 58	8	A	UConn	60 98								
62	A	East Carolina	74 63	257	A	UCF	70 76								
49	A	Tulane	34 73	258	H	Cincinnati	74 52								
264	H	Houston	74 52	40	H	UALR	59 66								

Non-Div I Games:

Tulsa

■ Loss, 
 ■ Non-Conf, 
 ■ S Site, 
 ■ H Home 
 ■ A Away 
 N Neutral

Average RPI Win:	251	WON-LOST	WINNING	LAST 10	STRENGTH OF	OPP. STRENGTH	TEAM	ADJ.	CONF.	ADJ CONF.
Average RPI Loss:	134	RECORD	PCT. RANK	GAMES	SCHEDULE	OF SCHEDULE	RPI	RPI	RPI	RPI
DIV. I ONLY	12- 10	145	6- 4	306	134	210	210	17	17	
DIV. I NON-CONF.	6- 5	145	0- 1	347	167	263	263	18	18	
TOTALS	RPI 1-25	RPI 26-50	W-L RECORDS	RPI 51-100	RPI 101-150	RPI 150+				
12- 10	0- 1	0- 1	OVERALL	1- 2	1- 2	10- 4				
7- 3	0- 0	0- 1	HOME	1- 1	0- 1	6- 0				
4- 7	0- 1	0- 0	AWAY	0- 1	1- 1	3- 4				
1- 0	0- 0	0- 0	NEUTRAL	0- 0	0- 0	1- 0				
6- 5	0- 1	0- 0	NON-CONFERENCE	0- 1	0- 0	6- 3				
4- 1	0- 0	0- 0	HOME	0- 1	0- 0	4- 0				
1- 4	0- 1	0- 0	AWAY	0- 0	0- 0	1- 3				
1- 0	0- 0	0- 0	NEUTRAL	0- 0	0- 0	1- 0				
6- 5	0- 0	0- 1	CONFERENCE	1- 1	1- 2	4- 1				
3- 2	0- 0	0- 1	HOME	1- 0	0- 1	2- 0				
3- 3	0- 0	0- 0	AWAY	0- 1	1- 1	2- 1				
0- 0	0- 0	0- 0	NEUTRAL	0- 0	0- 0	0- 0				

RPI 1-25				RPI 26-50				RPI 51-100				RPI 101+ Team's RPI: 210			
RPI	S	Opponent	Score	RPI	S	Opponent	Score	RPI	S	Opponent	Score	RPI	S	Opponent	Score
12	A	Florida St.	62 92	47	H	Middle Tenn.	68 76	95	H	Richmond	65 71	126	A	Louisiana Tech	63 54
								99	A	Southern Miss.	39 44	126	H	Louisiana Tech	55 61
								99	H	Southern Miss.	62 49	134	A	Old Dominion	46 58
												169	A	Arizona	44 49
												184	A	Samford	41 70
												194	A	Fla. Atlantic	56 66
												195	A	Charlotte	60 52
												203	H	UTSA	73 57
												248	H	Lipscomb	72 54
												263	H	UTEP	67 52
												281	A	Loyola Marymount	61 66
												282	N	UC Irvine	69 65
												294	A	Loyola Chicago	61 51
												318	H	South Ala.	73 43
												328	A	FIU	68 45
												330	H	Ark.-Pine Bluff	65 56
												331	H	Alcorn	57 43
LAST 12 Division I GAMES:															
				99	A	Southern Miss.	39 44	99	H	Southern Miss.	62 49				
				126	A	Louisiana Tech	63 54	126	H	Louisiana Tech	55 61				
				203	H	UTSA	73 57	328	A	FIU	68 45				
				263	H	UTEP	67 52	194	A	Fla. Atlantic	56 66				
				134	A	Old Dominion	46 58	47	H	Middle Tenn.	68 76				
				195	A	Charlotte	60 52	95	H	Richmond	65 71				

Non-Div I Games:

UAB

■ Loss, 
 ■ Non-Conf, 
 ■ S Site, 
 ■ H Home 
 ■ A Away 
 N Neutral

Average RPI Win:	185	WON-LOST	WINNING	LAST 10	STRENGTH OF	OPP. STRENGTH	TEAM	ADJ.	CONF.	ADJ CONF.
Average RPI Loss:	55	RECORD	PCT. RANK	GAMES	SCHEDULE	OF SCHEDULE	RPI	RPI	RPI	RPI
DIV. I ONLY	19- 3	19	9- 1	165	100	40	40	16	16	
DIV. I NON-CONF.	7- 2	47	0- 0	76	27	33	33	16	16	
TOTALS	RPI 1-25	RPI 26-50	W-L RECORDS	RPI 51-100	RPI 101-150	RPI 150+				
19- 3	1- 0	0- 1	OVERALL	1- 2	4- 0	13- 0				
10- 1	1- 0	0- 1	HOME	0- 0	3- 0	6- 0				
9- 2	0- 0	0- 0	AWAY	1- 2	1- 0	7- 0				
0- 0	0- 0	0- 0	NEUTRAL	0- 0	0- 0	0- 0				
7- 2	1- 0	0- 1	NON-CONFERENCE	1- 1	0- 0	5- 0				
3- 1	1- 0	0- 1	HOME	0- 0	0- 0	2- 0				
4- 1	0- 0	0- 0	AWAY	1- 1	0- 0	3- 0				
0- 0	0- 0	0- 0	NEUTRAL	0- 0	0- 0	0- 0				
12- 1	0- 0	0- 0	CONFERENCE	0- 1	4- 0	8- 0				
7- 0	0- 0	0- 0	HOME	0- 0	3- 0	4- 0				
5- 1	0- 0	0- 0	AWAY	0- 1	1- 0	4- 0				
0- 0	0- 0	0- 0	NEUTRAL	0- 0	0- 0	0- 0				

RPI 1-25				RPI 26-50				Team's RPI: 40				RPI 51-100				RPI 101+			
RPI	S	Opponent	Score	RPI	S	Opponent	Score	RPI	S	Opponent	Score	RPI	S	Opponent	Score	RPI	S	Opponent	Score
22	H	Oklahoma	66 62	49	H	Tulane	58 74	54	A	Arkansas St.	69 70	138	H	Troy	82 56				
								63	A	South Dakota St.	42 67	146	A	Texas St.	65 45				
								67	A	LSU	70 54	146	H	Texas St.	70 43				
												150	H	Appalachian St.	69 48				
												158	A	Tulsa	66 59				
												160	A	Memphis	66 59				
												165	H	La.-Lafayette	67 41				
												178	H	Oral Roberts	54 43				
												185	H	Missouri St.	61 48				
												190	A	La.-Monroe	79 41				
												190	H	La.-Monroe	68 44				
												192	H	Texas-Arlington	66 38				
												226	A	Georgia St.	75 55				
												260	A	Rice	55 40				
												299	A	Ga. Southern	58 44				
												318	A	South Ala.	56 34				
												318	H	South Ala.	71 37				
LAST 12 Division I GAMES:																			
146	H	Texas St.	70 43	318	A	South Ala.	56 34												
190	H	La.-Monroe	68 44	190	A	La.-Monroe	79 41												
299	A	Ga. Southern	58 44	150	H	Appalachian St.	69 48												
54	A	Arkansas St.	69 70	146	A	Texas St.	65 45												
192	H	Texas-Arlington	66 38	318	H	South Ala.	71 37												
138	H	Troy	82 56	226	A	Georgia St.	75 55												

Non-Div I Games:

UALR

■ Loss, 
 ■ Non-Conf, S Site, 
 ■ Home 
 ■ Away 
 N Neutral

Average RPI Win:	186	WON-LOST	WINNING	LAST 10	STRENGTH OF	OPP. STRENGTH	TEAM	ADJ.	CONF.	ADJ CONF.
Average RPI Loss:	100	RECORD	PCT. RANK	GAMES	SCHEDULE	OF SCHEDULE	RPI	RPI	RPI	RPI
DIV. I ONLY	10- 10	169	6- 3	61	126	121	121	14	14	
DIV. I NON-CONF.	4- 7	219	0- 2	32	103	144	144	14	14	
TOTALS	RPI 1-25	RPI 26-50	W-L RECORDS	RPI 51-100	RPI 101-150	RPI 150+				
10- 10	0- 2	0- 1	OVERALL	2- 2	3- 2	5- 3				
6- 4	0- 1	0- 0	HOME	2- 1	1- 2	3- 0				
3- 5	0- 1	0- 1	AWAY	0- 1	2- 0	1- 2				
1- 1	0- 0	0- 0	NEUTRAL	0- 0	0- 0	1- 1				
4- 7	0- 2	0- 1	NON-CONFERENCE	1- 1	1- 1	2- 2				
2- 3	0- 1	0- 0	HOME	1- 1	0- 1	1- 0				
1- 3	0- 1	0- 1	AWAY	0- 0	1- 0	0- 1				
1- 1	0- 0	0- 0	NEUTRAL	0- 0	0- 0	1- 1				
6- 3	0- 0	0- 0	CONFERENCE	1- 1	2- 1	3- 1				
4- 1	0- 0	0- 0	HOME	1- 0	1- 1	2- 0				
2- 2	0- 0	0- 0	AWAY	0- 1	1- 0	1- 1				
0- 0	0- 0	0- 0	NEUTRAL	0- 0	0- 0	0- 0				

RPI 1-25				RPI 26-50				RPI 51-100				RPI 101+ Team's RPI: 121			
RPI	S	Opponent	Score	RPI	S	Opponent	Score	RPI	S	Opponent	Score	RPI	S	Opponent	Score
8	H	UConn	43 102	28	A	Stanford	59 71	55	H	Pacific	60 53	101	H	Hawaii	53 58
11	A	Arizona St.	51 72					58	H	St. Mary's (CA)	55 57	111	A	CSUN	60 49
								71	A	Long Beach St.	60 63	111	H	CSUN	73 67
								98	H	UC Riverside	70 61	130	A	Sacramento St.	90 82
												145	H	San Francisco	70 73
												157	A	Cal Poly	64 72
												187	H	Cal St. Fullerton	64 59
												202	N	Santa Clara	76 79
												218	A	San Jose St.	75 89
												222	N	Southern Utah	76 53
												282	H	UC Irvine	79 69
												326	H	Utah Valley	59 49
												342	A	UC Santa Barbara	60 54
LAST 12 Division I GAMES:															
282	H	UC Irvine	79 69	98	H	UC Riverside	70 61								
111	H	CSUN	73 67	71	A	Long Beach St.	60 63								
342	A	UC Santa Barbara	60 54	111	A	CSUN	60 49								
157	A	Cal Poly	64 72	28	A	Stanford	59 71								
101	H	Hawaii	53 58	11	A	Arizona St.	51 72								
187	H	Cal St. Fullerton	64 59	218	A	San Jose St.	75 89								

Non-Div I Games: Menlo 77 56

UC Davis

■ Loss, 
 ■ Non-Conf, 
 ■ S Site, 
 ■ H Home 
 ■ A Away 
 N Neutral

Average RPI Win:	319	WON-LOST	WINNING	LAST 10	STRENGTH OF	OPP. STRENGTH	TEAM	ADJ.	CONF.	ADJ CONF.
Average RPI Loss:	141	RECORD	PCT. RANK	GAMES	SCHEDULE	OF SCHEDULE	RPI	RPI	RPI	RPI
DIV. I ONLY	3- 20	336	1- 8	107	277	282	282	14	14	
DIV. I NON-CONF.	2- 12	316	1- 1	134	339	288	288	14	14	
TOTALS	RPI 1-25	RPI 26-50	W-L RECORDS	RPI 51-100	RPI 101-150	RPI 150+				
3- 20	0- 0	0- 0	OVERALL	0- 7	0- 6	3- 7				
0- 8	0- 0	0- 0	HOME	0- 2	0- 3	0- 3				
2- 9	0- 0	0- 0	AWAY	0- 5	0- 2	2- 2				
1- 3	0- 0	0- 0	NEUTRAL	0- 0	0- 1	1- 2				
2- 12	0- 0	0- 0	NON-CONFERENCE	0- 4	0- 3	2- 5				
0- 4	0- 0	0- 0	HOME	0- 1	0- 1	0- 2				
1- 5	0- 0	0- 0	AWAY	0- 3	0- 1	1- 1				
1- 3	0- 0	0- 0	NEUTRAL	0- 0	0- 1	1- 2				
1- 8	0- 0	0- 0	CONFERENCE	0- 3	0- 3	1- 2				
0- 4	0- 0	0- 0	HOME	0- 1	0- 2	0- 1				
1- 4	0- 0	0- 0	AWAY	0- 2	0- 1	1- 1				
0- 0	0- 0	0- 0	NEUTRAL	0- 0	0- 0	0- 0				

RPI S	Opponent	Score	RPI S	Opponent	Score	RPI S	Opponent	Score	RPI S	Opponent	Score	Team's RPI: 282
						68	A TCU	56 78	101	H Hawaii	50 85	
						71	A Long Beach St.	40 57	104	N Wright St.	42 80	
						71	H Long Beach St.	46 62	111	H CSUN	63 72	
						72	A South Dakota	52 96	121	A UC Davis	69 79	
						77	H San Diego	64 87	147	A Bakersfield	70 80	
						86	A Purdue	44 69	147	H Bakersfield	65 68	
						98	A UC Riverside	58 71	157	A Cal Poly	58 74	
									187	H Cal St. Fullerton	51 62	
									196	H Pepperdine	53 76	
									210	N UAB	65 69	
									218	H San Jose St.	65 91	
									284	A Northern Ariz.	35 66	
									285	N Bowling Green	54 62	
									302	A Grand Canyon	54 53	
									312	N Denver	63 55	
									342	A UC Santa Barbara	61 58	
LAST 12 Division I GAMES:												
			121	A UC Davis	69 79		187	H Cal St. Fullerton	51 62			
			71	H Long Beach St.	46 62		98	A UC Riverside	58 71			
			157	A Cal Poly	58 74		71	A Long Beach St.	40 57			
			342	A UC Santa Barbara	61 58		68	A TCU	56 78			
			101	H Hawaii	50 85		312	N Denver	63 55			
			111	H CSUN	63 72		104	N Wright St.	42 80			

Non-Div I Games: Concordia Irvine 78 72

UC Irvine

■ Loss, 
 ■ Non-Conf, 
 ■ S Site, 
 ■ H Home 
 ■ A Away 
 N Neutral

Average RPI Win: 206		WON-LOST	WINNING	LAST 10	STRENGTH OF	OPP. STRENGTH	TEAM	ADJ.	CONF.	ADJ CONF.
Average RPI Loss: 92		RECORD	PCT. RANK	GAMES	SCHEDULE	OF SCHEDULE	RPI	RPI	RPI	RPI
DIV. I ONLY		15- 8	80	2- 1	181	123	98	98	14	14
DIV. I NON-CONF.		9- 5	102	0- 1	153	138	84	84	14	14
TOTALS		RPI 1-25	RPI 26-50	W-L RECORDS	RPI 51-100	RPI 101-150	RPI 150+			
15- 8	0- 1		0- 2	OVERALL	1- 1	2- 3	12- 1			
10- 1	0- 1		0- 0	HOME	1- 0	1- 0	8- 0			
3- 7	0- 0		0- 2	AWAY	0- 1	1- 3	2- 1			
2- 0	0- 0		0- 0	NEUTRAL	0- 0	0- 0	2- 0			
9- 5	0- 1		0- 2	NON-CONFERENCE	0- 1	1- 1	8- 0			
5- 1	0- 1		0- 0	HOME	0- 0	1- 0	4- 0			
2- 4	0- 0		0- 2	AWAY	0- 1	0- 1	2- 0			
2- 0	0- 0		0- 0	NEUTRAL	0- 0	0- 0	2- 0			
6- 3	0- 0		0- 0	CONFERENCE	1- 0	1- 2	4- 1			
5- 0	0- 0		0- 0	HOME	1- 0	0- 0	4- 0			
1- 3	0- 0		0- 0	AWAY	0- 0	1- 2	0- 1			
0- 0	0- 0		0- 0	NEUTRAL	0- 0	0- 0	0- 0			

RPI 1-25				RPI 26-50				RPI 51-100				Team's RPI: 98				RPI 101+			
RPI	S	Opponent	Score	RPI	S	Opponent	Score	RPI	S	Opponent	Score	RPI	S	Opponent	Score	RPI	S	Opponent	Score
16	H	Washington	71 74	33	A	Fresno St.	61 73	71	H	Long Beach St.	80 74	101	A	Hawaii	58 69				
				42	A	Iowa St.	54 71	85	A	UCLA	43 57	111	A	CSUN	68 56				
												121	A	UC Davis	61 70				
												145	H	San Francisco	66 53				
												147	A	Bakersfield	65 66				
												154	A	New Mexico	70 62				
												157	H	Cal Poly	82 78				
												161	N	Stephen F. Austin	90 62				
												187	A	Cal St. Fullerton	49 58				
												187	H	Cal St. Fullerton	77 69				
												202	H	Santa Clara	80 69				
												204	H	San Diego St.	64 54				
												218	H	San Jose St.	100 80				
												229	N	Brown	79 65				
												281	A	Loyola Marymount	81 55				
												282	H	UC Irvine	71 58				
												342	H	UC Santa Barbara	89 74				
												343	H	UMKC	81 38				
LAST 12 Division I GAMES:																			
				42	A	Iowa St.	54 71	101	A	Hawaii	58 69								
				71	H	Long Beach St.	80 74	121	A	UC Davis	61 70								
				187	H	Cal St. Fullerton	77 69	282	H	UC Irvine	71 58								
				111	A	CSUN	68 56	187	A	Cal St. Fullerton	49 58								
				157	H	Cal Poly	82 78	343	H	UMKC	81 38								
				342	H	UC Santa Barbara	89 74	229	N	Brown	79 65								

Non-Div I Games:

UC Riverside

■ Loss, ■ Non-Conf, S Site, H Home A Away N Neutral

Average RPI Win:	0	WON-LOST	WINNING	LAST 10	STRENGTH OF	OPP. STRENGTH	TEAM	ADJ.	CONF.	ADJ CONF.
Average RPI Loss:	161	RECORD	PCT. RANK	GAMES	SCHEDULE	OF SCHEDULE	RPI	RPI	RPI	RPI
DIV. I ONLY	0- 21	349	0- 10	219	119	342	342	14	14	
DIV. I NON-CONF.	0- 13	339	0- 4	282	127	345	345	14	14	
TOTALS	RPI 1-25	RPI 26-50	W-L RECORDS	RPI 51-100	RPI 101-150	RPI 150+				
0- 21	0- 0	0- 1	OVERALL	0- 4	0- 5	0- 11				
0- 10	0- 0	0- 0	HOME	0- 3	0- 2	0- 5				
0- 11	0- 0	0- 1	AWAY	0- 1	0- 3	0- 6				
0- 0	0- 0	0- 0	NEUTRAL	0- 0	0- 0	0- 0				
0- 13	0- 0	0- 1	NON-CONFERENCE	0- 2	0- 2	0- 8				
0- 6	0- 0	0- 0	HOME	0- 2	0- 1	0- 3				
0- 7	0- 0	0- 1	AWAY	0- 0	0- 1	0- 5				
0- 0	0- 0	0- 0	NEUTRAL	0- 0	0- 0	0- 0				
0- 8	0- 0	0- 0	CONFERENCE	0- 2	0- 3	0- 3				
0- 4	0- 0	0- 0	HOME	0- 1	0- 1	0- 2				
0- 4	0- 0	0- 0	AWAY	0- 1	0- 2	0- 1				
0- 0	0- 0	0- 0	NEUTRAL	0- 0	0- 0	0- 0				

RPI S	Opponent	Score	RPI S	Opponent	Score	RPI S	Opponent	Score	RPI S	Opponent	Score	Team's RPI: 342
28	A Stanford	34 90	59	H Washington St.	55 81	101	A Hawaii	43 60				
			67	H LSU	45 78	108	H Army	39 61				
			71	H Long Beach St.	44 81	111	A CSUN	48 84				
			98	A UC Riverside	74 89	121	H UC Davis	54 60				
						147	A Bakersfield	64 74				
						157	H Cal Poly	41 56				
						169	A Arizona	34 61				
						187	A Cal St. Fullerton	50 54				
						196	H Pepperdine	44 66				
						202	H Santa Clara	33 47				
						204	A San Diego St.	58 64				
						208	H Idaho	44 47				
						269	A Nevada	58 71				
						282	H UC Irvine	58 61				
						284	A Northern Ariz.	49 67				
						314	A Seattle	46 66				
LAST 12 Division I GAMES:												
101	A Hawaii	43 60	111	A CSUN	48 84							
121	H UC Davis	54 60	157	H Cal Poly	41 56							
282	H UC Irvine	58 61	147	A Bakersfield	64 74							
187	A Cal St. Fullerton	50 54	314	A Seattle	46 66							
98	A UC Riverside	74 89	28	A Stanford	34 90							
71	H Long Beach St.	44 81	67	H LSU	45 78							

Non-Div I Games:

UC Santa Barbara

■ Loss, 
 ■ Non-Conf, 
 ■ S Site, 
 ■ H Home 
 ■ A Away 
 N Neutral

Average RPI Win:	227	WON-LOST	WINNING	LAST 10	STRENGTH OF	OPP. STRENGTH	TEAM	ADJ.	CONF.	ADJ CONF.
Average RPI Loss:	135	RECORD	PCT. RANK	GAMES	SCHEDULE	OF SCHEDULE	RPI	RPI	RPI	RPI
DIV. I ONLY	7- 16	277	1- 9	186	107	257	257	7	7	
DIV. I NON-CONF.	4- 7	219	0- 0	181	211	257	257	8	8	
TOTALS	RPI 1-25	RPI 26-50	W-L RECORDS	RPI 51-100	RPI 101-150	RPI 150+				
7- 16	0- 2	0- 2	OVERALL	0- 3	0- 2	7- 7				
5- 7	0- 1	0- 1	HOME	0- 2	0- 1	5- 2				
2- 9	0- 1	0- 1	AWAY	0- 1	0- 1	2- 5				
0- 0	0- 0	0- 0	NEUTRAL	0- 0	0- 0	0- 0				
4- 7	0- 0	0- 1	NON-CONFERENCE	0- 3	0- 0	4- 3				
4- 2	0- 0	0- 0	HOME	0- 2	0- 0	4- 0				
0- 5	0- 0	0- 1	AWAY	0- 1	0- 0	0- 3				
0- 0	0- 0	0- 0	NEUTRAL	0- 0	0- 0	0- 0				
3- 9	0- 2	0- 1	CONFERENCE	0- 0	0- 2	3- 4				
1- 5	0- 1	0- 1	HOME	0- 0	0- 1	1- 2				
2- 4	0- 1	0- 0	AWAY	0- 0	0- 1	2- 2				
0- 0	0- 0	0- 0	NEUTRAL	0- 0	0- 0	0- 0				

RPI 1-25				RPI 26-50				RPI 51-100				RPI 101+				Team's RPI: 257	
RPI	S	Opponent	Score	RPI	S	Opponent	Score	RPI	S	Opponent	Score	RPI	S	Opponent	Score		
8	H	UConn	45 100	47	A	Middle Tenn.	57 79	51	H	Stetson	49 67	143	A	Temple	57 72		
25	A	South Fla.	68 91	49	H	Tulane	70 71	79	H	Akron	64 73	143	H	Temple	54 71		
								83	A	St. John's (NY)	48 62	158	A	Tulsa	61 70		
												158	H	Tulsa	76 70		
												160	H	Memphis	66 70		
												183	A	Massachusetts	62 67		
												194	H	Fla. Atlantic	94 74		
												205	A	Iona	67 75		
												236	H	Oakland	98 65		
												242	H	Jacksonville	71 59		
												244	A	SMU	61 57		
												244	H	SMU	60 70		
												251	H	North Florida	60 56		
												258	A	Cincinnati	54 70		
												264	A	Houston	64 50		
												328	A	FIU	57 66		
LAST 12 Division I GAMES:																	
244	H	SMU	60 70	143	A	Temple	57 72										
25	A	South Fla.	68 91	49	H	Tulane	70 71										
158	A	Tulsa	61 70	258	A	Cincinnati	54 70										
143	H	Temple	54 71	160	H	Memphis	66 70										
244	A	SMU	61 57	158	H	Tulsa	76 70										
8	H	UConn	45 100	264	A	Houston	64 50										

Non-Div I Games:

UCF



Average RPI Win:	158	WON-LOST	WINNING	LAST 10	STRENGTH OF	OPP. STRENGTH	TEAM	ADJ.	CONF.	ADJ CONF.
Average RPI Loss:	37	RECORD	PCT. RANK	GAMES	SCHEDULE	OF SCHEDULE	RPI	RPI	RPI	RPI
DIV. I ONLY	10- 13	211	2- 3	7	15	85	85	5	5	
DIV. I NON-CONF.	4- 7	219	1- 1	2	9	83	83	3	3	
TOTALS	RPI 1-25	RPI 26-50	W-L RECORDS	RPI 51-100	RPI 101-150	RPI 150+				
10- 13	0- 7	0- 3	OVERALL	3- 1	3- 2	4- 0				
6- 7	0- 3	0- 3	HOME	2- 0	2- 1	2- 0				
3- 4	0- 3	0- 0	AWAY	1- 0	1- 1	1- 0				
1- 2	0- 1	0- 0	NEUTRAL	0- 1	0- 0	1- 0				
4- 7	0- 4	0- 2	NON-CONFERENCE	1- 1	1- 0	2- 0				
3- 3	0- 1	0- 2	HOME	1- 0	1- 0	1- 0				
0- 2	0- 2	0- 0	AWAY	0- 0	0- 0	0- 0				
1- 2	0- 1	0- 0	NEUTRAL	0- 1	0- 0	1- 0				
6- 6	0- 3	0- 1	CONFERENCE	2- 0	2- 2	2- 0				
3- 4	0- 2	0- 1	HOME	1- 0	1- 1	1- 0				
3- 2	0- 1	0- 0	AWAY	1- 0	1- 1	1- 0				
0- 0	0- 0	0- 0	NEUTRAL	0- 0	0- 0	0- 0				

RPI 1-25				RPI 26-50				RPI 51-100 Team's RPI: 85				RPI 101+			
RPI	S	Opponent	Score	RPI	S	Opponent	Score	RPI	S	Opponent	Score	RPI	S	Opponent	Score
3	H	Notre Dame	67 82	28	H	Stanford	70 79	53	N	Miami (FL)	67 74	124	A	Colorado	90 84
8	N	UConn	50 86	29	H	Texas	65 75	93	A	Southern California	59 52	124	H	Colorado	72 65
9	A	Oregon St.	64 82	30	H	Nebraska	66 71	93	H	Southern California	71 60	126	A	Oregon	65 67
9	H	Oregon St.	47 65					98	H	UC Riverside	57 43	126	H	Oregon	46 62
17	H	California	57 72									130	H	Sacramento St.	92 83
20	A	North Carolina	68 84									184	N	Samford	71 52
21	A	James Madison	87 91									239	A	Utah	49 46
												239	H	Utah	58 45
												258	H	Cincinnati	66 58
LAST 12 Division I GAMES:															
9	A	Oregon St.	64 82	126	A	Oregon	65 67								
9	H	Oregon St.	47 65	17	H	California	57 72								
184	N	Samford	71 52	28	H	Stanford	70 79								
21	A	James Madison	87 91	93	H	Southern California	71 60								
239	H	Utah	58 45	124	A	Colorado	90 84								
124	H	Colorado	72 65	239	A	Utah	49 46								

Non-Div I Games:

UCLA

■ Loss, 
 ■ Non-Conf, S Site, 
 ■ Home 
 ■ Away 
 N Neutral

Average RPI Win:	126	WON-LOST	WINNING	LAST 10	STRENGTH OF	OPP. STRENGTH	TEAM	ADJ.	CONF.	ADJ CONF.
Average RPI Loss:	28	RECORD	PCT. RANK	GAMES	SCHEDULE	OF SCHEDULE	RPI	RPI	RPI	RPI
DIV. I ONLY	22- 1	3	10- 0	57	16	8	8	7	7	
DIV. I NON-CONF.	10- 1	16	1- 0	9	1	1	1	8	8	
TOTALS	RPI 1-25	RPI 26-50	W-L RECORDS	RPI 51-100	RPI 101-150	RPI 150+				
22- 1	3- 0	2- 1	OVERALL	6- 0	3- 0	8- 0				
9- 0	2- 0	0- 0	HOME	3- 0	1- 0	3- 0				
8- 1	1- 0	0- 1	AWAY	1- 0	2- 0	4- 0				
5- 0	0- 0	2- 0	NEUTRAL	2- 0	0- 0	1- 0				
10- 1	2- 0	2- 1	NON-CONFERENCE	4- 0	1- 0	1- 0				
3- 0	1- 0	0- 0	HOME	2- 0	0- 0	0- 0				
2- 1	1- 0	0- 1	AWAY	0- 0	1- 0	0- 0				
5- 0	0- 0	2- 0	NEUTRAL	2- 0	0- 0	1- 0				
12- 0	1- 0	0- 0	CONFERENCE	2- 0	2- 0	7- 0				
6- 0	1- 0	0- 0	HOME	1- 0	1- 0	3- 0				
6- 0	0- 0	0- 0	AWAY	1- 0	1- 0	4- 0				
0- 0	0- 0	0- 0	NEUTRAL	0- 0	0- 0	0- 0				

RPI 1-25				Team's RPI: 8		RPI 26-50				RPI 51-100				RPI 101+					
RPI	S	Opponent	Score		RPI	S	Opponent	Score		RPI	S	Opponent	Score		RPI	S	Opponent	Score	
3	A	Notre Dame	76	58	27	N	Green Bay	89	53	57	H	DePaul	98	64	121	A	UC Davis	102	43
13	H	Duke	83	52	28	A	Stanford	86	88	60	H	Creighton	96	60	143	A	Temple	83	49
25	H	South Fla.	92	50	46	N	Vanderbilt	91	52	62	A	East Carolina	89	38	143	H	Temple	92	58
										62	H	East Carolina	87	32	158	H	Tulsa	98	60
										83	N	St. John's (NY)	70	54	160	A	Memphis	80	34
										85	N	UCLA	86	50	244	A	SMU	87	28
															244	H	SMU	96	45
															257	A	UCF	100	45
															258	A	Cincinnati	96	31
															258	H	Cincinnati	96	36
															270	N	Col. of Charleston	85	24
LAST 12 Division I GAMES:																			
160	A	Memphis	80	34	25	H	South Fla.	92	50	143	H	Temple	92	58	244	A	SMU	87	28
258	H	Cincinnati	96	36	62	H	East Carolina	87	32	158	H	Tulsa	98	60	83	N	St. John's (NY)	70	54
143	A	Temple	83	49	258	A	Cincinnati	96	31	62	A	East Carolina	89	38					
62	H	East Carolina	87	32	257	A	UCF	100	45										

Non-Div I Games:

UConn

Average RPI Win:	293	WON-LOST	WINNING	LAST 10	STRENGTH OF	OPP. STRENGTH	TEAM	ADJ.	CONF.	ADJ CONF.
Average RPI Loss:	177	RECORD	PCT. RANK	GAMES	SCHEDULE	OF SCHEDULE	RPI	RPI	RPI	RPI
DIV. I ONLY	7- 15	267	3- 7	298	290	287	287	23	23	
DIV. I NON-CONF.	4- 8	233	0- 2	330	321	309	309	24	24	
TOTALS	RPI 1-25	RPI 26-50	W-L RECORDS	RPI 51-100	RPI 101-150	RPI 150+				
7- 15	0- 0	0- 0	OVERALL	0- 4	0- 1	7- 10				
3- 7	0- 0	0- 0	HOME	0- 2	0- 0	3- 5				
4- 8	0- 0	0- 0	AWAY	0- 2	0- 1	4- 5				
0- 0	0- 0	0- 0	NEUTRAL	0- 0	0- 0	0- 0				
4- 8	0- 0	0- 0	NON-CONFERENCE	0- 2	0- 0	4- 6				
2- 3	0- 0	0- 0	HOME	0- 0	0- 0	2- 3				
2- 5	0- 0	0- 0	AWAY	0- 2	0- 0	2- 3				
0- 0	0- 0	0- 0	NEUTRAL	0- 0	0- 0	0- 0				
3- 7	0- 0	0- 0	CONFERENCE	0- 2	0- 1	3- 4				
1- 4	0- 0	0- 0	HOME	0- 2	0- 0	1- 2				
2- 3	0- 0	0- 0	AWAY	0- 0	0- 1	2- 2				
0- 0	0- 0	0- 0	NEUTRAL	0- 0	0- 0	0- 0				

RPI 1-25				RPI 26-50				RPI 51-100				RPI 101+				Team's RPI: 287	
RPI	S	Opponent	Score	RPI	S	Opponent	Score	RPI	S	Opponent	Score	RPI	S	Opponent	Score		
								76	H	Albany (NY)	62	72	131	A	Hartford	63	70
								82	H	Maine	42	56	156	A	Bucknell	41	85
								90	A	Penn	63	69	181	A	La Salle	62	65
								96	A	American	51	77	193	A	New Hampshire	45	67
													193	H	New Hampshire	69	55
													199	H	Robert Morris	60	84
													201	H	Stony Brook	50	66
													217	H	Towson	54	59
													240	A	UMass Lowell	62	75
													240	H	UMass Lowell	78	84
													252	H	Loyola Maryland	81	58
													275	A	Rider	55	67
													283	H	Morgan St.	46	54
													291	A	Columbia	76	66
													317	A	Vermont	68	61
													323	A	Binghamton	71	55
													337	H	Coppin St.	78	65
													340	A	UMES	87	78
LAST 12 Division I GAMES:																	
193	H	New Hampshire	69	55	317	A	Vermont	68	61								
240	H	UMass Lowell	78	84	201	H	Stony Brook	50	66								
323	A	Binghamton	71	55	193	A	New Hampshire	45	67								
82	H	Maine	42	56	240	A	UMass Lowell	62	75								
76	H	Albany (NY)	62	72	283	H	Morgan St.	46	54								
131	A	Hartford	63	70	181	A	La Salle	62	65								

Non-Div I Games: Eastern 93 68

UMBC

■ Loss, 
■ Non-Conf, S Site, 
■ Home 
■ Away 
N Neutral

Average RPI Win:	269	WON-LOST	WINNING	LAST 10	STRENGTH OF	OPP. STRENGTH	TEAM	ADJ.	CONF.	ADJ CONF.
Average RPI Loss:	227	RECORD	PCT. RANK	GAMES	SCHEDULE	OF SCHEDULE	RPI	RPI	RPI	RPI
DIV. I ONLY	6- 13	271	3- 7	344	322	340	340	31	31	
DIV. I NON-CONF.	2- 7	290	1- 3	315	263	339	339	29	29	
TOTALS	RPI 1-25	RPI 26-50	W-L RECORDS	RPI 51-100	RPI 101-150	RPI 150+				
6- 13	0- 0	0- 0	OVERALL	0- 2	0- 2	6- 9				
6- 4	0- 0	0- 0	HOME	0- 1	0- 1	6- 2				
0- 9	0- 0	0- 0	AWAY	0- 1	0- 1	0- 7				
0- 0	0- 0	0- 0	NEUTRAL	0- 0	0- 0	0- 0				
2- 7	0- 0	0- 0	NON-CONFERENCE	0- 1	0- 2	2- 4				
2- 3	0- 0	0- 0	HOME	0- 1	0- 1	2- 1				
0- 4	0- 0	0- 0	AWAY	0- 0	0- 1	0- 3				
0- 0	0- 0	0- 0	NEUTRAL	0- 0	0- 0	0- 0				
4- 6	0- 0	0- 0	CONFERENCE	0- 1	0- 0	4- 5				
4- 1	0- 0	0- 0	HOME	0- 0	0- 0	4- 1				
0- 5	0- 0	0- 0	AWAY	0- 1	0- 0	0- 4				
0- 0	0- 0	0- 0	NEUTRAL	0- 0	0- 0	0- 0				

RPI S	Opponent	Score	RPI S	Opponent	Score	RPI S	Opponent	Score	RPI S	Opponent	Score	Team's RPI: 340
						91	A Hampton	43 71	120	H VCU	50 72	
						96	H American	52 64	137	A Marshall	57 74	
									179	H Savannah St.	61 50	
									206	A Virginia Tech	41 63	
									219	H N.C. A&T	58 43	
									228	A USC Upstate	38 60	
									241	H Monmouth	86 73	
									262	A Bethune-Cookman	65 75	
									278	A Georgetown	75 88	
									279	H South Carolina St.	59 64	
									283	A Morgan St.	62 72	
									287	H UMBC	78 87	
									304	H Mt. St. Mary's	58 43	
									332	H N.C. Central	71 61	
									337	H Coppin St.	66 58	
									338	A Florida A&M	54 64	
									341	A Howard	90 92	
LAST 12 Division I GAMES:												
			91	A Hampton	43 71		179	H Savannah St.	61 50			
			341	A Howard	90 92		283	A Morgan St.	62 72			
			337	H Coppin St.	66 58		241	H Monmouth	86 73			
			338	A Florida A&M	54 64		287	H UMBC	78 87			
			262	A Bethune-Cookman	65 75		96	H American	52 64			
			279	H South Carolina St.	59 64		228	A USC Upstate	38 60			

Non-Div I Games: Cheyney 63 38

UMES

■ Loss, 
 ■ Non-Conf, 
 ■ S Site, 
 ■ H Home 
 ■ A Away 
 N Neutral

Average RPI Win:	329	WON-LOST	WINNING	LAST 10	STRENGTH OF	OPP. STRENGTH	TEAM	ADJ.	CONF.	ADJ CONF.
Average RPI Loss:	222	RECORD	PCT. RANK	GAMES	SCHEDULE	OF SCHEDULE	RPI	RPI	RPI	RPI
DIV. I ONLY	4- 17	313	2- 8	331	344	343	343	30	30	
DIV. I NON-CONF.	2- 11	314	0- 4	336	344	348	348	30	30	
TOTALS	RPI 1-25	RPI 26-50	W-L RECORDS	RPI 51-100	RPI 101-150	RPI 150+				
4- 17	0- 0	0- 0	OVERALL	0- 2	0- 1	4- 14				
2- 7	0- 0	0- 0	HOME	0- 0	0- 0	2- 7				
2- 10	0- 0	0- 0	AWAY	0- 2	0- 1	2- 7				
0- 0	0- 0	0- 0	NEUTRAL	0- 0	0- 0	0- 0				
2- 11	0- 0	0- 0	NON-CONFERENCE	0- 2	0- 0	2- 9				
1- 5	0- 0	0- 0	HOME	0- 0	0- 0	1- 5				
1- 6	0- 0	0- 0	AWAY	0- 2	0- 0	1- 4				
0- 0	0- 0	0- 0	NEUTRAL	0- 0	0- 0	0- 0				
2- 6	0- 0	0- 0	CONFERENCE	0- 0	0- 1	2- 5				
1- 2	0- 0	0- 0	HOME	0- 0	0- 0	1- 2				
1- 4	0- 0	0- 0	AWAY	0- 0	0- 1	1- 3				
0- 0	0- 0	0- 0	NEUTRAL	0- 0	0- 0	0- 0				

RPI 1-25				RPI 26-50				RPI 51-100				RPI 101+ Team's RPI: 343					
RPI	S	Opponent	Score	RPI	S	Opponent	Score	RPI	S	Opponent	Score	RPI	S	Opponent	Score		
								56	A	Kansas St.	36	65	147	A	Bakersfield	67	70
								98	A	UC Riverside	38	81	153	A	New Mexico St.	59	78
													153	H	New Mexico St.	48	60
													180	H	SIUE	58	74
													187	A	Cal St. Fullerton	52	72
													211	A	Tex.-Pan American	51	69
													230	A	Western Ill.	48	71
													251	A	North Florida	62	63
													271	H	Milwaukee	60	72
													273	H	Abilene Christian	55	80
													302	H	Grand Canyon	59	65
													303	A	Eastern Ill.	69	53
													305	H	Southeast Mo. St.	50	65
													312	A	Denver	66	74
													314	A	Seattle	46	60
													326	H	Utah Valley	61	58
													329	H	North Texas	47	65
													339	A	Chicago St.	65	59
													348	H	Mississippi Val.	62	46
LAST 12 Division I GAMES:																	
153	A	New Mexico St.	59	78	339	A	Chicago St.	65	59								
211	A	Tex.-Pan American	51	69	153	H	New Mexico St.	48	60								
326	H	Utah Valley	61	58	251	A	North Florida	62	63								
302	H	Grand Canyon	59	65	98	A	UC Riverside	38	81								
314	A	Seattle	46	60	187	A	Cal St. Fullerton	52	72								
147	A	Bakersfield	67	70	180	H	SIUE	58	74								

Non-Div I Games: Rockhurst 60 65 William Jewell 51 59

UMKC

Loss, Non-Conf, S Site, H Home A Away N Neutral

Average RPI Win:	265	WON-LOST	WINNING	LAST 10	STRENGTH OF	OPP. STRENGTH	TEAM	ADJ.	CONF.	ADJ CONF.
Average RPI Loss:	137	RECORD	PCT. RANK	GAMES	SCHEDULE	OF SCHEDULE	RPI	RPI	RPI	RPI
DIV. I ONLY	9- 13	229	4- 6	200	213	240	240	23	23	
DIV. I NON-CONF.	5- 6	177	1- 0	145	163	186	186	24	24	
TOTALS	RPI 1-25	RPI 26-50	W-L RECORDS	RPI 51-100	RPI 101-150	RPI 150+				
9- 13	0- 2	0- 0	OVERALL	0- 3	2- 3	7- 5				
7- 5	0- 0	0- 0	HOME	0- 1	2- 3	5- 1				
2- 8	0- 1	0- 0	AWAY	0- 2	0- 0	2- 4				
0- 0	0- 0	0- 0	NEUTRAL	0- 0	0- 0	0- 0				
5- 6	0- 2	0- 0	NON-CONFERENCE	0- 0	2- 2	3- 2				
4- 2	0- 0	0- 0	HOME	0- 0	2- 2	2- 0				
1- 4	0- 2	0- 0	AWAY	0- 0	0- 0	1- 2				
0- 0	0- 0	0- 0	NEUTRAL	0- 0	0- 0	0- 0				
4- 7	0- 0	0- 0	CONFERENCE	0- 3	0- 1	4- 3				
3- 3	0- 0	0- 0	HOME	0- 1	0- 1	3- 1				
1- 4	0- 0	0- 0	AWAY	0- 2	0- 0	1- 2				
0- 0	0- 0	0- 0	NEUTRAL	0- 0	0- 0	0- 0				

RPI 1-25				RPI 26-50				RPI 51-100				RPI 101+ Team's RPI: 240			
RPI	S	Opponent	Score	RPI	S	Opponent	Score	RPI	S	Opponent	Score	RPI	S	Opponent	Score
3	A	Notre Dame	51 105					76	A	Albany (NY)	57 93	103	H	Yale	80 72
13	A	Duke	48 95					76	H	Albany (NY)	50 78	123	H	Rhode Island	66 75
								82	A	Maine	54 68	131	H	Hartford	56 67
												136	H	Central Conn. St.	58 81
												144	H	Bryant	86 85
												188	A	Holy Cross	63 78
												193	A	New Hampshire	51 58
												201	H	Stony Brook	60 64
												233	A	Providence	54 66
												287	A	UMBC	84 78
												287	H	UMBC	75 62
												291	A	Columbia	69 59
												309	H	St. Francis Brooklyn	64 62
												317	H	Vermont	72 63
												323	A	Binghamton	64 65
												323	H	Binghamton	66 49
												324	H	Fairleigh Dickinson	78 67
LAST 12 Division I GAMES:															
76	A	Albany (NY)	57 93	131	H	Hartford	56 67								
287	A	UMBC	84 78	82	A	Maine	54 68								
323	H	Binghamton	66 49	76	H	Albany (NY)	50 78								
317	H	Vermont	72 63	287	H	UMBC	75 62								
201	H	Stony Brook	60 64	323	A	Binghamton	64 65								
193	A	New Hampshire	51 58	309	H	St. Francis Brooklyn	64 62								

Non-Div I Games: Mount Ida 93 41

UMass Lowell

■ Loss, 
 ■ Non-Conf, 
 ■ S Site, 
 ■ Home 
 ■ A Away 
 N Neutral

## UNC Asheville

Through Games Of Feb. 8, 2015

Average RPI Win:	314	WON-LOST	WINNING	LAST 10	STRENGTH OF	OPP. STRENGTH	TEAM	ADJ.	CONF.	ADJ CONF.
Average RPI Loss:	204	RECORD	PCT. RANK	GAMES	SCHEDULE	OF SCHEDULE	RPI	RPI	RPI	RPI
DIV. I ONLY	6- 17	293	4- 6	310	340	327	327	28	28	
DIV. I NON-CONF.	0- 8	339	0- 0	257	325	347	347	32	32	
TOTALS	RPI 1-25	RPI 26-50	W-L RECORDS	RPI 51-100	RPI 101-150	RPI 150+				
6- 17	0- 1	0- 0	OVERALL	0- 2	0- 2	6- 12				
4- 7	0- 0	0- 0	HOME	0- 1	0- 1	4- 5				
2- 10	0- 1	0- 0	AWAY	0- 1	0- 1	2- 7				
0- 0	0- 0	0- 0	NEUTRAL	0- 0	0- 0	0- 0				
0- 8	0- 1	0- 0	NON-CONFERENCE	0- 0	0- 2	0- 5				
0- 3	0- 0	0- 0	HOME	0- 0	0- 1	0- 2				
0- 5	0- 1	0- 0	AWAY	0- 0	0- 1	0- 3				
0- 0	0- 0	0- 0	NEUTRAL	0- 0	0- 0	0- 0				
6- 9	0- 0	0- 0	CONFERENCE	0- 2	0- 0	6- 7				
4- 4	0- 0	0- 0	HOME	0- 1	0- 0	4- 3				
2- 5	0- 0	0- 0	AWAY	0- 1	0- 0	2- 4				
0- 0	0- 0	0- 0	NEUTRAL	0- 0	0- 0	0- 0				

RPI 1-25				RPI 26-50				RPI 51-100				RPI 101+ Team's RPI: 327			
RPI	S	Opponent	Score	RPI	S	Opponent	Score	RPI	S	Opponent	Score	RPI	S	Opponent	Score
25	A	South Fla.	53 97					88	A	Liberty	58 62	112	A	Furman	71 81
								88	H	Liberty	55 67	122	H	East Tenn. St.	68 81
												182	H	High Point	50 67
												186	H	Radford	65 67
												215	A	Winthrop	55 75
												215	H	Winthrop	54 57
												219	A	N.C. A&T	46 63
												228	A	USC Upstate	60 67
												235	A	Presbyterian	57 69
												235	H	Presbyterian	59 46
												246	A	Campbell	55 60
												297	A	Gardner-Webb	64 55
												308	H	Wofford	52 70
												313	H	Coastal Caro.	68 61
												315	H	Western Caro.	66 79
												332	A	N.C. Central	52 55
												346	A	Longwood	60 44
												346	H	Longwood	88 77
												349	A	Charleston So.	57 70
												349	H	Charleston So.	56 47
LAST 12 Division I GAMES:															
215	H	Winthrop	54 57	186	H	Radford	65 67								
346	H	Longwood	88 77	297	A	Gardner-Webb	64 55								
349	A	Charleston So.	57 70	182	H	High Point	50 67								
235	H	Presbyterian	59 46	246	A	Campbell	55 60								
88	A	Liberty	58 62	215	A	Winthrop	55 75								
313	H	Coastal Caro.	68 61	235	A	Presbyterian	57 69								

Non-Div I Games: Barton 71 48

UNC Asheville

■ Loss, 
 ■ Non-Conf, S Site, 
 ■ Home 
 ■ Away 
 N Neutral

UNC Greensboro

Through Games Of Feb. 8, 2015

Average RPI Win:	298	WON-LOST	WINNING	LAST 10	STRENGTH OF	OPP. STRENGTH	TEAM	ADJ.	CONF.	ADJ CONF.
Average RPI Loss:	176	RECORD	PCT. RANK	GAMES	SCHEDULE	OF SCHEDULE	RPI	RPI	RPI	RPI
DIV. I ONLY	4- 18	315	0- 10	226	280	307	307	20	20	
DIV. I NON-CONF.	4- 10	259	0- 3	273	304	280	280	20	20	
TOTALS	RPI 1-25	RPI 26-50	W-L RECORDS	RPI 51-100	RPI 101-150	RPI 150+				
4- 18	0- 1	0- 0	OVERALL	0- 1	0- 5	4- 11				
2- 5	0- 1	0- 0	HOME	0- 0	0- 1	2- 3				
2- 10	0- 0	0- 0	AWAY	0- 0	0- 4	2- 6				
0- 3	0- 0	0- 0	NEUTRAL	0- 1	0- 0	0- 2				
4- 10	0- 0	0- 0	NON-CONFERENCE	0- 1	0- 3	4- 6				
2- 1	0- 0	0- 0	HOME	0- 0	0- 0	2- 1				
2- 6	0- 0	0- 0	AWAY	0- 0	0- 3	2- 3				
0- 3	0- 0	0- 0	NEUTRAL	0- 1	0- 0	0- 2				
0- 8	0- 1	0- 0	CONFERENCE	0- 0	0- 2	0- 5				
0- 4	0- 1	0- 0	HOME	0- 0	0- 1	0- 2				
0- 4	0- 0	0- 0	AWAY	0- 0	0- 1	0- 3				
0- 0	0- 0	0- 0	NEUTRAL	0- 0	0- 0	0- 0				

RPI	S	Opponent	Score	RPI	S	Opponent	Score	RPI	S	Opponent	Score	RPI	S	Opponent	Score	Team's RPI: 307
23	H	Chattanooga	46 81					67	N	LSU	61 82	101	A	Hawaii	54 74	
												112	H	Furman	70 78	
												120	A	VCU	73 80	
												122	A	East Tenn. St.	65 87	
												141	A	St. Bonaventure	60 78	
												151	A	Clemson	51 80	
												171	N	Northern Ky.	58 66	
												182	A	High Point	67 78	
												184	H	Samford	56 62	
												197	A	Mercer	62 80	
												197	H	Mercer	73 74	
												212	A	Navy	64 71	
												228	H	USC Upstate	60 69	
												270	A	Col. of Charleston	70 68	
												279	H	South Carolina St.	70 50	
												297	H	Gardner-Webb	76 60	
												308	A	Wofford	64 77	
												315	A	Western Caro.	49 70	
												338	N	Florida A&M	64 70	
												346	A	Longwood	70 64	
LAST 12 Division I GAMES:																
197	A	Mercer	62 80	197	H	Mercer	73 74									
112	H	Furman	70 78	184	H	Samford	56 62									
308	A	Wofford	64 77	101	A	Hawaii	54 74									
315	A	Western Caro.	49 70	338	N	Florida A&M	64 70									
23	H	Chattanooga	46 81	67	N	LSU	61 82									
122	A	East Tenn. St.	65 87	141	A	St. Bonaventure	60 78									

Non-Div I Games: Livingstone 81 77

UNC Greensboro

Loss, Non-Conf, S Site, H Home A Away N Neutral



Average RPI Win:	205	WON-LOST	WINNING	LAST 10	STRENGTH OF	OPP. STRENGTH	TEAM	ADJ.	CONF.	ADJ CONF.
Average RPI Loss:	150	RECORD	PCT. RANK	GAMES	SCHEDULE	OF SCHEDULE	RPI	RPI	RPI	RPI
DIV. I ONLY	7- 14	260	3- 7	192	167	272	272	13	13	
DIV. I NON-CONF.	3- 7	250	0- 1	221	295	310	310	10	10	
TOTALS	RPI 1-25	RPI 26-50	W-L RECORDS	RPI 51-100	RPI 101-150	RPI 150+				
7- 14	0- 1	0- 0	OVERALL	1- 4	2- 4	4- 5				
7- 5	0- 0	0- 0	HOME	1- 2	2- 1	4- 2				
0- 9	0- 1	0- 0	AWAY	0- 2	0- 3	0- 3				
0- 0	0- 0	0- 0	NEUTRAL	0- 0	0- 0	0- 0				
3- 7	0- 0	0- 0	NON-CONFERENCE	0- 2	1- 2	2- 3				
3- 4	0- 0	0- 0	HOME	0- 1	1- 1	2- 2				
0- 3	0- 0	0- 0	AWAY	0- 1	0- 1	0- 1				
0- 0	0- 0	0- 0	NEUTRAL	0- 0	0- 0	0- 0				
4- 7	0- 1	0- 0	CONFERENCE	1- 2	1- 2	2- 2				
4- 1	0- 0	0- 0	HOME	1- 1	1- 0	2- 0				
0- 6	0- 1	0- 0	AWAY	0- 1	0- 2	0- 2				
0- 0	0- 0	0- 0	NEUTRAL	0- 0	0- 0	0- 0				

RPI 1-25				RPI 26-50				RPI 51-100				RPI 101+ Team's RPI: 272			
RPI	S	Opponent	Score	RPI	S	Opponent	Score	RPI	S	Opponent	Score	RPI	S	Opponent	Score
21	A	James Madison	57 <b>74</b>					51	A	Stetson	55 <b>72</b>	118	A	Hofstra	57 <b>71</b>
								84	A	Drexel	53 <b>58</b>	120	H	VCU	53 <b>59</b>
								84	H	Drexel	44 <b>61</b>	122	H	East Tenn. St.	61 48
								94	H	Elon	76 68	139	A	William & Mary	62 <b>67</b>
								95	H	Richmond	67 <b>77</b>	139	H	William & Mary	63 62
												150	A	Appalachian St.	72 <b>82</b>
												194	A	Fla. Atlantic	80 <b>84</b>
												200	A	Delaware	60 <b>69</b>
												217	H	Towson	71 63
												246	H	Campbell	89 80
												251	H	North Florida	41 <b>55</b>
												270	H	Col. of Charleston	69 57
												280	A	Northeastern	64 <b>73</b>
												315	H	Western Caro.	53 <b>64</b>
												349	H	Charleston So.	80 70
LAST 12 Division I GAMES:															
200	A	Delaware	60 <b>69</b>	280	A	Northeastern	64 <b>73</b>								
84	H	Drexel	44 <b>61</b>	84	A	Drexel	53 <b>58</b>								
139	A	William & Mary	62 <b>67</b>	270	H	Col. of Charleston	69 57								
217	H	Towson	71 63	21	A	James Madison	57 <b>74</b>								
94	H	Elon	76 68	139	H	William & Mary	63 62								
118	A	Hofstra	57 <b>71</b>	51	A	Stetson	55 <b>72</b>								

Non-Div I Games: UNC Pembroke 75 38

UNCW

■ Loss, 
 ■ Non-Conf, 
 ■ S Site, 
 ■ Home 
 ■ A Away 
 N Neutral

Average RPI Win:	226	WON-LOST	WINNING	LAST 10	STRENGTH OF	OPP. STRENGTH	TEAM	ADJ.	CONF.	ADJ CONF.
Average RPI Loss:	70	RECORD	PCT. RANK	GAMES	SCHEDULE	OF SCHEDULE	RPI	RPI	RPI	RPI
DIV. I ONLY	12- 10	145	7- 3	104	138	113	113	18	18	
DIV. I NON-CONF.	4- 7	219	0- 1	11	120	125	125	15	15	
TOTALS	RPI 1-25	RPI 26-50	W-L RECORDS	RPI 51-100	RPI 101-150	RPI 150+				
12- 10	0- 1	0- 2	OVERALL	0- 5	2- 2	10- 0				
6- 4	0- 0	0- 1	HOME	0- 3	1- 0	5- 0				
6- 5	0- 1	0- 0	AWAY	0- 2	1- 2	5- 0				
0- 1	0- 0	0- 1	NEUTRAL	0- 0	0- 0	0- 0				
4- 7	0- 1	0- 1	NON-CONFERENCE	0- 4	0- 1	4- 0				
3- 2	0- 0	0- 0	HOME	0- 2	0- 0	3- 0				
1- 4	0- 1	0- 0	AWAY	0- 2	0- 1	1- 0				
0- 1	0- 0	0- 1	NEUTRAL	0- 0	0- 0	0- 0				
8- 3	0- 0	0- 1	CONFERENCE	0- 1	2- 1	6- 0				
3- 2	0- 0	0- 1	HOME	0- 1	1- 0	2- 0				
5- 1	0- 0	0- 0	AWAY	0- 0	1- 1	4- 0				
0- 0	0- 0	0- 0	NEUTRAL	0- 0	0- 0	0- 0				

RPI 1-25				RPI 26-50				RPI 51-100				RPI 101+ Team's RPI: 113			
RPI	S	Opponent	Score	RPI	S	Opponent	Score	RPI	S	Opponent	Score	RPI	S	Opponent	Score
6	A	Iowa	45 73	48	H	Wichita St.	52 70	60	H	Creighton	56 58	118	A	Hofstra	58 61
				49	N	Tulane	48 71	63	H	South Dakota St.	60 74	133	A	Indiana St.	57 55
								72	A	South Dakota	77 85	135	A	Southern Ill.	75 79
								74	H	Drake	72 76	135	H	Southern Ill.	79 70
								79	A	Akron	73 82	158	A	Tulsa	69 66
												174	H	Dartmouth	62 46
												185	H	Missouri St.	64 56
												224	H	Northern Ill.	51 42
												237	A	Evansville	58 44
												243	H	North Dakota St.	56 41
												294	A	Loyola Chicago	75 58
												310	A	Illinois St.	59 52
												310	H	Illinois St.	71 43
												311	A	Bradley	70 51
LAST 12 Division I GAMES:															
135	A	Southern Ill.	75 79	74	H	Drake	72 76								
310	A	Illinois St.	59 52	310	H	Illinois St.	71 43								
185	H	Missouri St.	64 56	135	H	Southern Ill.	79 70								
48	H	Wichita St.	52 70	294	A	Loyola Chicago	75 58								
133	A	Indiana St.	57 55	311	A	Bradley	70 51								
237	A	Evansville	58 44	63	H	South Dakota St.	60 74								

Non-Div I Games:

UNI

Average RPI Win:	268	WON-LOST	WINNING	LAST 10	STRENGTH OF	OPP. STRENGTH	TEAM	ADJ.	CONF.	ADJ CONF.
Average RPI Loss:	145	RECORD	PCT. RANK	GAMES	SCHEDULE	OF SCHEDULE	RPI	RPI	RPI	RPI
DIV. I ONLY	8- 13	240	5- 5	259	212	261	261	21	21	
DIV. I NON-CONF.	3- 8	263	0- 2	166	232	277	277	19	19	
TOTALS	RPI 1-25	RPI 26-50	W-L RECORDS	RPI 51-100	RPI 101-150	RPI 150+				
8- 13	0- 0	0- 1	OVERALL	0- 3	0- 4	8- 5				
6- 4	0- 0	0- 1	HOME	0- 2	0- 1	6- 0				
2- 8	0- 0	0- 0	AWAY	0- 1	0- 2	2- 5				
0- 1	0- 0	0- 0	NEUTRAL	0- 0	0- 1	0- 0				
3- 8	0- 0	0- 1	NON-CONFERENCE	0- 2	0- 3	3- 2				
3- 2	0- 0	0- 1	HOME	0- 1	0- 0	3- 0				
0- 5	0- 0	0- 0	AWAY	0- 1	0- 2	0- 2				
0- 1	0- 0	0- 0	NEUTRAL	0- 0	0- 1	0- 0				
5- 5	0- 0	0- 0	CONFERENCE	0- 1	0- 1	5- 3				
3- 2	0- 0	0- 0	HOME	0- 1	0- 1	3- 0				
2- 3	0- 0	0- 0	AWAY	0- 0	0- 0	2- 3				
0- 0	0- 0	0- 0	NEUTRAL	0- 0	0- 0	0- 0				

RPI S	Opponent	Score	RPI S	Opponent	Score	RPI S	Opponent	Score	RPI S	Opponent	Score	Team's RPI: 261
44	H Northwestern	84 88	63	H South Dakota St.	59 65	101	A Hawaii	70 79				
			66	A BYU	61 76	116	N Missouri	60 79				
			73	H Colorado St.	43 55	132	H Boise St.	67 78				
						147	A Bakersfield	71 74				
						154	A New Mexico	60 63				
						204	H San Diego St.	64 47				
						218	A San Jose St.	72 68				
						222	A Southern Utah	84 93				
						223	H Wyoming	58 55				
						239	A Utah	49 62				
						259	A Utah St.	72 85				
						267	H A&M-Corpus Christi	77 65				
						269	A Nevada	62 71				
						269	H Nevada	75 52				
						281	H Loyola Marymount	91 76				
						336	H Delaware St.	91 78				
						347	A Air Force	91 79				
LAST 12 Division I GAMES:												
73	H Colorado St.	43 55	132	H Boise St.	67 78							
347	A Air Force	91 79	218	A San Jose St.	72 68							
269	H Nevada	75 52	269	A Nevada	62 71							
259	A Utah St.	72 85	223	H Wyoming	58 55							
154	A New Mexico	60 63	147	A Bakersfield	71 74							
204	H San Diego St.	64 47	44	H Northwestern	84 88							

Non-Div I Games:

UNLV

■ Loss, 
 ■ Non-Conf, 
 ■ S Site, 
 ■ H Home 
 ■ A Away 
 N Neutral

Average RPI Win:	278	WON-LOST	WINNING	LAST 10	STRENGTH OF	OPP. STRENGTH	TEAM	ADJ.	CONF.	ADJ CONF.
Average RPI Loss:	140	RECORD	PCT. RANK	GAMES	SCHEDULE	OF SCHEDULE	RPI	RPI	RPI	RPI
DIV. I ONLY	9- 12	218	4- 6	216	224	228	228	11	11	
DIV. I NON-CONF.	6- 7	174	2- 2	309	273	238	238	12	12	
TOTALS	RPI 1-25	RPI 26-50	W-L RECORDS	RPI 51-100	RPI 101-150	RPI 150+				
9- 12	0- 2	0- 1	OVERALL	0- 1	0- 3	9- 5				
8- 1	0- 0	0- 0	HOME	0- 0	0- 1	8- 0				
1- 11	0- 2	0- 1	AWAY	0- 1	0- 2	1- 5				
0- 0	0- 0	0- 0	NEUTRAL	0- 0	0- 0	0- 0				
6- 7	0- 1	0- 1	NON-CONFERENCE	0- 0	0- 1	6- 4				
5- 0	0- 0	0- 0	HOME	0- 0	0- 0	5- 0				
1- 7	0- 1	0- 1	AWAY	0- 0	0- 1	1- 4				
0- 0	0- 0	0- 0	NEUTRAL	0- 0	0- 0	0- 0				
3- 5	0- 1	0- 0	CONFERENCE	0- 1	0- 2	3- 1				
3- 1	0- 0	0- 0	HOME	0- 0	0- 1	3- 0				
0- 4	0- 1	0- 0	AWAY	0- 1	0- 1	0- 1				
0- 0	0- 0	0- 0	NEUTRAL	0- 0	0- 0	0- 0				

RPI 1-25				RPI 26-50				RPI 51-100				RPI 101+ Team's RPI: 228			
RPI	S	Opponent	Score	RPI	S	Opponent	Score	RPI	S	Opponent	Score	RPI	S	Opponent	Score
6	A	Iowa	56 107	42	A	Iowa St.	76 98	51	A	Stetson	44 67	112	A	Furman	59 74
19	A	FGCU	61 79									128	A	Kennesaw St.	55 67
												128	H	Kennesaw St.	63 72
												155	A	Alabama	65 74
												171	A	Northern Ky.	74 77
												213	H	Morehead St.	75 69
												242	H	Jacksonville	66 64
												248	H	Lipscomb	71 68
												251	H	North Florida	61 49
												270	A	Col. of Charleston	60 61
												277	H	Norfolk St.	70 58
												279	A	South Carolina St.	50 60
												300	H	IPFW	85 73
												307	A	UNC Greensboro	69 60
												315	A	Western Caro.	59 63
												327	H	UNC Asheville	67 60
												340	H	UMES	60 38
LAST 12 Division I GAMES:															
128	A	Kennesaw St.	55 67	248	H	Lipscomb	71 68								
251	H	North Florida	61 49	128	H	Kennesaw St.	63 72								
242	H	Jacksonville	66 64	112	A	Furman	59 74								
51	A	Stetson	44 67	277	H	Norfolk St.	70 58								
19	A	FGCU	61 79	270	A	Col. of Charleston	60 61								
171	A	Northern Ky.	74 77	327	H	UNC Asheville	67 60								

Non-Div I Games: Converse 78 50 Brevard 72 44

USC Upstate

Loss, Non-Conf, S Site, H Home A Away N Neutral

Average RPI Win:	259	WON-LOST	WINNING	LAST 10	STRENGTH OF	OPP. STRENGTH	TEAM	ADJ.	CONF.	ADJ CONF.
Average RPI Loss:	111	RECORD	PCT. RANK	GAMES	SCHEDULE	OF SCHEDULE	RPI	RPI	RPI	RPI
DIV. I ONLY	15- 9	98	10- 0	289	161	152	152	26	26	
DIV. I NON-CONF.	4- 9	243	0- 1	249	24	248	248	26	26	
TOTALS	RPI 1-25	RPI 26-50	W-L RECORDS	RPI 51-100	RPI 101-150	RPI 150+				
15- 9	0- 3	0- 0	OVERALL	0- 0	0- 2	15- 4				
8- 2	0- 1	0- 0	HOME	0- 0	0- 1	8- 0				
7- 5	0- 1	0- 0	AWAY	0- 0	0- 1	7- 3				
0- 2	0- 1	0- 0	NEUTRAL	0- 0	0- 0	0- 1				
4- 9	0- 3	0- 0	NON-CONFERENCE	0- 0	0- 2	4- 4				
2- 2	0- 1	0- 0	HOME	0- 0	0- 1	2- 0				
2- 5	0- 1	0- 0	AWAY	0- 0	0- 1	2- 3				
0- 2	0- 1	0- 0	NEUTRAL	0- 0	0- 0	0- 1				
11- 0	0- 0	0- 0	CONFERENCE	0- 0	0- 0	11- 0				
6- 0	0- 0	0- 0	HOME	0- 0	0- 0	6- 0				
5- 0	0- 0	0- 0	AWAY	0- 0	0- 0	5- 0				
0- 0	0- 0	0- 0	NEUTRAL	0- 0	0- 0	0- 0				

RPI 1-25				RPI 26-50				RPI 51-100				RPI 101+ Team's RPI: 152			
RPI	S	Opponent	Score	RPI	S	Opponent	Score	RPI	S	Opponent	Score	RPI	S	Opponent	Score
7	A	Louisville	43 77									116	A	Missouri	65 74
14	N	Dayton	47 78									135	H	Southern Ill.	78 87
23	H	Chattanooga	54 65									155	A	Alabama	55 68
												169	A	Arizona	56 61
												170	H	Jacksonville St.	67 47
												180	H	SIUE	69 68
												184	A	Samford	75 79
												196	N	Pepperdine	58 59
												198	A	Belmont	85 68
												213	H	Morehead St.	99 70
												225	A	Tennessee St.	64 58
												237	H	Evansville	84 74
												254	A	Austin Peay	71 61
												258	H	Cincinnati	62 61
												268	H	Eastern Ky.	76 63
												303	H	Eastern Ill.	81 51
												305	H	Southeast Mo. St.	96 55
												310	A	Illinois St.	79 46
												316	A	Miami (OH)	90 57
												321	A	Murray St.	95 85
												334	A	Tennessee Tech	79 59
LAST 12 Division I GAMES:															
180	H	SIUE	69 68	170	H	Jacksonville St.	67 47								
254	A	Austin Peay	71 61	334	A	Tennessee Tech	79 59								
321	A	Murray St.	95 85	213	H	Morehead St.	99 70								
225	A	Tennessee St.	64 58	268	H	Eastern Ky.	76 63								
305	H	Southeast Mo. St.	96 55	198	A	Belmont	85 68								
303	H	Eastern Ill.	81 51	169	A	Arizona	56 61								

Non-Div I Games:

UT Martin

■ Loss, 
 ■ Non-Conf, 
 ■ S Site, 
 ■ H Home 
 ■ A Away 
 N Neutral

Average RPI Win:	252	WON-LOST	WINNING	LAST 10	STRENGTH OF	OPP. STRENGTH	TEAM	ADJ.	CONF.	ADJ CONF.
Average RPI Loss:	154	RECORD	PCT. RANK	GAMES	SCHEDULE	OF SCHEDULE	RPI	RPI	RPI	RPI
DIV. I ONLY	8- 11	223	3- 7	235	223	263	263	17	17	
DIV. I NON-CONF.	4- 4	158	1- 0	296	286	267	267	18	18	
TOTALS	RPI 1-25	RPI 26-50	W-L RECORDS	RPI 51-100	RPI 101-150	RPI 150+				
8- 11	0- 0	0- 2	OVERALL	1- 1	0- 2	7- 6				
7- 5	0- 0	0- 1	HOME	0- 0	0- 1	7- 3				
1- 5	0- 0	0- 1	AWAY	1- 0	0- 1	0- 3				
0- 1	0- 0	0- 0	NEUTRAL	0- 1	0- 0	0- 0				
4- 4	0- 0	0- 0	NON-CONFERENCE	0- 1	0- 0	4- 3				
4- 1	0- 0	0- 0	HOME	0- 0	0- 0	4- 1				
0- 2	0- 0	0- 0	AWAY	0- 0	0- 0	0- 2				
0- 1	0- 0	0- 0	NEUTRAL	0- 1	0- 0	0- 0				
4- 7	0- 0	0- 2	CONFERENCE	1- 0	0- 2	3- 3				
3- 4	0- 0	0- 1	HOME	0- 0	0- 1	3- 2				
1- 3	0- 0	0- 1	AWAY	1- 0	0- 1	0- 1				
0- 0	0- 0	0- 0	NEUTRAL	0- 0	0- 0	0- 0				

RPI 1-25				RPI 26-50				RPI 51-100				RPI 101+				Team's RPI: 263	
RPI	S	Opponent	Score	RPI	S	Opponent	Score	RPI	S	Opponent	Score	RPI	S	Opponent	Score		
				39	H	Western Ky.	74 80	56	N	Kansas St.	43 72	126	A	Louisiana Tech	72 90		
				47	A	Middle Tenn.	53 74	99	A	Southern Miss.	71 59	137	H	Marshall	71 76		
												153	H	New Mexico St.	78 73		
												154	A	New Mexico	57 72		
												194	H	Fla. Atlantic	63 68		
												203	H	UTSA	53 55		
												210	A	UAB	52 67		
												232	H	Prairie View	86 48		
												244	A	SMU	59 63		
												260	H	Rice	54 51		
												284	H	Northern Ariz.	82 58		
												288	H	Houston Baptist	77 87		
												328	H	FIU	72 56		
												329	H	North Texas	60 58		
												331	H	Alcorn	63 53		
LAST 12 Division I GAMES:																	
				328	H	FIU	72 56	203	H	UTSA	53 55						
				194	H	Fla. Atlantic	63 68	99	A	Southern Miss.	71 59						
				47	A	Middle Tenn.	53 74	126	A	Louisiana Tech	72 90						
				210	A	UAB	52 67	260	H	Rice	54 51						
				137	H	Marshall	71 76	329	H	North Texas	60 58						
				39	H	Western Ky.	74 80	331	H	Alcorn	63 53						

Non-Div I Games: Eastern N.M. 84 49

UTEP

■ Loss, 
 ■ Non-Conf, S Site, 
 ■ Home 
 ■ Away 
 N Neutral

Average RPI Win: <b>224</b>	WON-LOST	WINNING	LAST 10	STRENGTH OF	OPP. STRENGTH	TEAM	ADJ.	CONF.	ADJ CONF.
Average RPI Loss: <b>140</b>	RECORD	PCT. RANK	GAMES	SCHEDULE	OF SCHEDULE	RPI	RPI	RPI	RPI
DIV. I ONLY	<b>11- 12</b>	<b>182</b>	<b>6- 4</b>	<b>152</b>	<b>231</b>	<b>203</b>	<b>203</b>	<b>17</b>	<b>17</b>
DIV. I NON-CONF.	<b>5- 7</b>	<b>204</b>	<b>1- 0</b>	<b>143</b>	<b>280</b>	<b>211</b>	<b>211</b>	<b>18</b>	<b>18</b>
TOTALS	RPI 1-25	RPI 26-50	W-L RECORDS	RPI 51-100	RPI 101-150	RPI 150+			
11- 12	0- 0	1- 2	OVERALL	0- 3	1- 3	9- 4			
8- 4	0- 0	1- 0	HOME	0- 2	1- 1	6- 1			
3- 6	0- 0	0- 2	AWAY	0- 1	0- 2	3- 1			
0- 2	0- 0	0- 0	NEUTRAL	0- 0	0- 0	0- 2			
5- 7	0- 0	0- 1	NON-CONFERENCE	0- 2	0- 2	5- 2			
3- 3	0- 0	0- 0	HOME	0- 2	0- 1	3- 0			
2- 2	0- 0	0- 1	AWAY	0- 0	0- 1	2- 0			
0- 2	0- 0	0- 0	NEUTRAL	0- 0	0- 0	0- 2			
6- 5	0- 0	1- 1	CONFERENCE	0- 1	1- 1	4- 2			
5- 1	0- 0	1- 0	HOME	0- 0	1- 0	3- 1			
1- 4	0- 0	0- 1	AWAY	0- 1	0- 1	1- 1			
0- 0	0- 0	0- 0	NEUTRAL	0- 0	0- 0	0- 0			

RPI S	Opponent	Score	RPI S	Opponent	Score	RPI S	Opponent	Score	RPI S	Opponent	Score	Team's RPI: 203
29	A Texas	48 <b>68</b>	72	H South Dakota	69 <b>76</b>	119	A Texas Tech	48 <b>64</b>				
39	H Western Ky.	64 63	74	H Drake	61 <b>69</b>	126	A Louisiana Tech	74 <b>79</b>				
47	A Middle Tenn.	53 <b>73</b>	99	A Southern Miss.	60 <b>69</b>	137	H Marshall	60 48				
						146	H Texas St.	53 <b>57</b>				
						180	H SIUE	75 60				
						189	A Lamar	72 40				
						192	A Texas-Arlington	63 55				
						194	H Fla. Atlantic	68 45				
						210	A UAB	57 <b>73</b>				
						231	N Nicholls St.	49 <b>57</b>				
						260	H Rice	58 <b>62</b>				
						263	A UTEP	55 53				
						264	N Houston	53 <b>56</b>				
						273	H Abilene Christian	70 57				
						328	H FIU	74 56				
						329	H North Texas	53 45				
						335	H Incarnate Word	57 31				
LAST 12 Division I GAMES:												
194	H Fla. Atlantic	68 45	263	A UTEP	55 53							
328	H FIU	74 56	126	A Louisiana Tech	74 <b>79</b>							
210	A UAB	57 <b>73</b>	99	A Southern Miss.	60 <b>69</b>							
47	A Middle Tenn.	53 <b>73</b>	329	H North Texas	53 45							
39	H Western Ky.	64 63	260	H Rice	58 <b>62</b>							
137	H Marshall	60 48	180	H SIUE	75 60							

Non-Div I Games:

UTSA

■ Loss, 
 ■ Non-Conf, 
 ■ S Site, 
 ■ H Home 
 ■ A Away 
 N Neutral

Average RPI Win:	208	WON-LOST	WINNING	LAST 10	STRENGTH OF	OPP. STRENGTH	TEAM	ADJ.	CONF.	ADJ CONF.
Average RPI Loss:	79	RECORD	PCT. RANK	GAMES	SCHEDULE	OF SCHEDULE	RPI	RPI	RPI	RPI
DIV. I ONLY	7- 16	277	1- 9	125	22	239	239	5	5	
DIV. I NON-CONF.	6- 5	145	0- 0	205	108	196	196	3	3	
TOTALS	RPI 1-25	RPI 26-50	W-L RECORDS	RPI 51-100	RPI 101-150	RPI 150+				
7- 16	0- 3	0- 2	OVERALL	0- 7	1- 3	6- 1				
7- 5	0- 1	0- 0	HOME	0- 3	1- 1	6- 0				
0- 9	0- 2	0- 2	AWAY	0- 4	0- 1	0- 0				
0- 2	0- 0	0- 0	NEUTRAL	0- 0	0- 1	0- 1				
6- 5	0- 0	0- 1	NON-CONFERENCE	0- 2	1- 1	5- 1				
6- 1	0- 0	0- 0	HOME	0- 1	1- 0	5- 0				
0- 2	0- 0	0- 1	AWAY	0- 1	0- 0	0- 0				
0- 2	0- 0	0- 0	NEUTRAL	0- 0	0- 1	0- 1				
1- 11	0- 3	0- 1	CONFERENCE	0- 5	0- 2	1- 0				
1- 4	0- 1	0- 0	HOME	0- 2	0- 1	1- 0				
0- 7	0- 2	0- 1	AWAY	0- 3	0- 1	0- 0				
0- 0	0- 0	0- 0	NEUTRAL	0- 0	0- 0	0- 0				

RPI 1-25				RPI 26-50				RPI 51-100				RPI 101+ Team's RPI: 239			
RPI	S	Opponent	Score	RPI	S	Opponent	Score	RPI	S	Opponent	Score	RPI	S	Opponent	Score
11	H	Arizona St.	48 58	28	A	Stanford	44 55	59	A	Washington St.	54 63	102	N	Ole Miss	38 52
16	A	Washington	51 63	30	A	Nebraska	43 66	60	A	Creighton	56 64	124	A	Colorado	72 77
17	A	California	49 67					66	H	BYU	56 60	124	H	Colorado	54 73
								85	A	UCLA	45 58	126	H	Louisiana Tech	67 52
								85	H	UCLA	46 49	169	H	Arizona	62 48
								93	A	Southern California	54 73	195	H	Charlotte	54 52
								93	H	Southern California	43 46	218	H	San Jose St.	100 87
												227	H	Idaho St.	59 40
												259	H	Utah St.	63 57
												261	H	UNLV	62 49
												274	N	Portland	50 58
LAST 12 Division I GAMES:															
85	A	UCLA	45 58	124	H	Colorado	54 73								
93	A	Southern California	54 73	124	A	Colorado	72 77								
11	H	Arizona St.	48 58	93	H	Southern California	43 46								
169	H	Arizona	62 48	85	H	UCLA	46 49								
16	A	Washington	51 63	28	A	Stanford	44 55								
59	A	Washington St.	54 63	17	A	California	49 67								

Non-Div I Games:

Utah

■ Loss, 
 ■ Non-Conf, 
 ■ S Site, 
 ■ Home 
 ■ A Away 
 N Neutral



Average RPI Win:	285	WON-LOST	WINNING	LAST 10	STRENGTH OF	OPP. STRENGTH	TEAM	ADJ.	CONF.	ADJ CONF.
Average RPI Loss:	120	RECORD	PCT. RANK	GAMES	SCHEDULE	OF SCHEDULE	RPI	RPI	RPI	RPI
DIV. I ONLY	5- 17	305	3- 7	110	157	259	259	21	21	
DIV. I NON-CONF.	2- 9	297	0- 1	25	106	220	220	19	19	
TOTALS	RPI 1-25	RPI 26-50	W-L RECORDS	RPI 51-100	RPI 101-150	RPI 150+				
5- 17	0- 2	0- 1	OVERALL	0- 3	0- 5	5- 6				
4- 5	0- 0	0- 1	HOME	0- 1	0- 1	4- 2				
1- 10	0- 2	0- 0	AWAY	0- 1	0- 3	1- 4				
0- 2	0- 0	0- 0	NEUTRAL	0- 1	0- 1	0- 0				
2- 9	0- 2	0- 0	NON-CONFERENCE	0- 3	0- 3	2- 1				
2- 1	0- 0	0- 0	HOME	0- 1	0- 0	2- 0				
0- 6	0- 2	0- 0	AWAY	0- 1	0- 2	0- 1				
0- 2	0- 0	0- 0	NEUTRAL	0- 1	0- 1	0- 0				
3- 8	0- 0	0- 1	CONFERENCE	0- 0	0- 2	3- 5				
2- 4	0- 0	0- 1	HOME	0- 0	0- 1	2- 2				
1- 4	0- 0	0- 0	AWAY	0- 0	0- 1	1- 3				
0- 0	0- 0	0- 0	NEUTRAL	0- 0	0- 0	0- 0				

RPI 1-25				RPI 26-50				RPI 51-100				RPI 101+ Team's RPI: 259			
RPI	S	Opponent	Score	RPI	S	Opponent	Score	RPI	S	Opponent	Score	RPI	S	Opponent	Score
2	A	Baylor	43 99	33	H	Fresno St.	64 70	51	N	Stetson	64 84	107	N	Marist	65 68
9	A	Oregon St.	62 85					55	A	Pacific	62 70	126	A	Oregon	77 100
								66	H	BYU	58 62	130	A	Sacramento St.	92 102
												132	A	Boise St.	55 94
												132	H	Boise St.	53 63
												154	A	New Mexico	59 60
												154	H	New Mexico	51 56
												204	H	San Diego St.	59 70
												218	A	San Jose St.	58 62
												221	H	Northern Colo.	65 61
												223	A	Wyoming	51 86
												239	A	Utah	57 63
												261	H	UNLV	85 72
												269	H	Nevada	68 57
												326	H	Utah Valley	79 61
												347	A	Air Force	69 53
LAST 12 Division I GAMES:															
154	H	New Mexico	51 56	347	A	Air Force	69 53								
132	A	Boise St.	55 94	154	A	New Mexico	59 60								
204	H	San Diego St.	59 70	33	H	Fresno St.	64 70								
223	A	Wyoming	51 86	132	H	Boise St.	53 63								
261	H	UNLV	85 72	218	A	San Jose St.	58 62								
269	H	Nevada	68 57	66	H	BYU	58 62								

Non-Div I Games: Westminster (UT) 60 51

Utah St.

■ Loss, 
■ Non-Conf, 
■ S Site, 
■ H Home 
■ A Away 
N Neutral

## Utah Valley

Through Games Of Feb. 8, 2015

Average RPI Win:	259	WON-LOST	WINNING	LAST 10	STRENGTH OF	OPP. STRENGTH	TEAM	ADJ.	CONF.	ADJ CONF.
Average RPI Loss:	214	RECORD	PCT. RANK	GAMES	SCHEDULE	OF SCHEDULE	RPI	RPI	RPI	RPI
DIV. I ONLY	7- 14	260	4- 6	323	314	326	326	30	30	
DIV. I NON-CONF.	4- 9	243	1- 3	302	269	321	321	30	30	
TOTALS	RPI 1-25	RPI 26-50	W-L RECORDS	RPI 51-100	RPI 101-150	RPI 150+				
7- 14	0- 0	0- 0	OVERALL	0- 0	2- 3	5- 11				
7- 4	0- 0	0- 0	HOME	0- 0	2- 0	5- 4				
0- 9	0- 0	0- 0	AWAY	0- 0	0- 3	0- 6				
0- 1	0- 0	0- 0	NEUTRAL	0- 0	0- 0	0- 1				
4- 9	0- 0	0- 0	NON-CONFERENCE	0- 0	1- 3	3- 6				
4- 2	0- 0	0- 0	HOME	0- 0	1- 0	3- 2				
0- 6	0- 0	0- 0	AWAY	0- 0	0- 3	0- 3				
0- 1	0- 0	0- 0	NEUTRAL	0- 0	0- 0	0- 1				
3- 5	0- 0	0- 0	CONFERENCE	0- 0	1- 0	2- 5				
3- 2	0- 0	0- 0	HOME	0- 0	1- 0	2- 2				
0- 3	0- 0	0- 0	AWAY	0- 0	0- 0	0- 3				
0- 0	0- 0	0- 0	NEUTRAL	0- 0	0- 0	0- 0				

RPI 1-25			RPI 26-50			RPI 51-100			RPI 101+ Team's RPI: 326		
RPI	S	Opponent	Score	RPI	S	Opponent	Score	RPI	S	Opponent	Score
								114	A	Montana	44 68
								121	A	UC Davis	49 59
								132	H	Boise St.	68 60
								145	A	San Francisco	50 69
								147	H	Bakersfield	70 58
								153	H	New Mexico St.	58 68
								164	N	Saint Louis	66 68
								167	H	Eastern Wash.	62 68
								211	H	Tex.-Pan American	52 59
								222	A	Southern Utah	61 66
								222	H	Southern Utah	72 76
								227	A	Idaho St.	67 68
								250	H	Weber St.	61 40
								259	A	Utah St.	61 79
								302	H	Grand Canyon	52 50
								314	A	Seattle	58 73
								314	H	Seattle	73 42
								320	H	Omaha	59 57
								339	A	Chicago St.	55 60
								343	A	UMKC	58 61
								347	H	Air Force	58 44
LAST 12 Division I GAMES:											
314	H	Seattle	73 42	302	H	Grand Canyon	52 50				
147	H	Bakersfield	70 58	314	A	Seattle	58 73				
343	A	UMKC	58 61	222	A	Southern Utah	61 66				
339	A	Chicago St.	55 60	320	H	Omaha	59 57				
153	H	New Mexico St.	58 68	164	N	Saint Louis	66 68				
211	H	Tex.-Pan American	52 59	114	A	Montana	44 68				

Non-Div I Games: Montana Tech 75 65 Bristol 109 74

Utah Valley

■ Loss, 
 ■ Non-Conf, 
 ■ S Site, 
 ■ H Home 
 ■ A Away 
 N Neutral

Average RPI Win:	236	WON-LOST	WINNING	LAST 10	STRENGTH OF	OPP. STRENGTH	TEAM	ADJ.	CONF.	ADJ CONF.
Average RPI Loss:	94	RECORD	PCT. RANK	GAMES	SCHEDULE	OF SCHEDULE	RPI	RPI	RPI	RPI
DIV. I ONLY	14- 10	125	5- 5	178	180	120	120	6	6	
DIV. I NON-CONF.	9- 4	84	1- 0	269	308	117	117	6	6	
TOTALS	RPI 1-25	RPI 26-50	W-L RECORDS	RPI 51-100	RPI 101-150	RPI 150+				
14- 10	0- 1	0- 1	OVERALL	0- 4	2- 3	12- 1				
9- 2	0- 1	0- 0	HOME	0- 0	1- 0	8- 1				
5- 8	0- 0	0- 1	AWAY	0- 4	1- 3	4- 0				
0- 0	0- 0	0- 0	NEUTRAL	0- 0	0- 0	0- 0				
9- 4	0- 0	0- 1	NON-CONFERENCE	0- 1	0- 2	9- 0				
6- 0	0- 0	0- 0	HOME	0- 0	0- 0	6- 0				
3- 4	0- 0	0- 1	AWAY	0- 1	0- 2	3- 0				
0- 0	0- 0	0- 0	NEUTRAL	0- 0	0- 0	0- 0				
5- 6	0- 1	0- 0	CONFERENCE	0- 3	2- 1	3- 1				
3- 2	0- 1	0- 0	HOME	0- 0	1- 0	2- 1				
2- 4	0- 0	0- 0	AWAY	0- 3	1- 1	1- 0				
0- 0	0- 0	0- 0	NEUTRAL	0- 0	0- 0	0- 0				

RPI 1-25				RPI 26-50				RPI 51-100				RPI 101+ Team's RPI: 120			
RPI	S	Opponent	Score	RPI	S	Opponent	Score	RPI	S	Opponent	Score	RPI	S	Opponent	Score
14	H	Dayton	56 75	35	A	Ohio St.	86 96	61	A	Duquesne	47 83	117	A	Saint Joseph's	46 63
								75	A	Fordham	51 60	123	H	Rhode Island	64 48
								88	A	Liberty	53 69	134	A	Old Dominion	44 66
								95	A	Richmond	63 67	139	A	William & Mary	48 56
												141	A	St. Bonaventure	61 51
												164	A	Saint Louis	59 54
												181	H	La Salle	65 74
												182	H	High Point	81 59
												211	H	Tex.-Pan American	64 43
												216	H	George Mason	70 66
												219	H	N.C. A&T	60 51
												234	H	Davidson	62 53
												235	H	Presbyterian	55 36
												272	A	UNCW	59 53
												307	H	UNC Greensboro	80 73
												325	H	Wagner	84 75
												337	A	Coppin St.	63 52
												340	A	UMES	72 50
LAST 12 Division I GAMES:															
61	A	Duquesne	47 83	75	A	Fordham	51 60								
95	A	Richmond	63 67	234	H	Davidson	62 53								
181	H	La Salle	65 74	164	A	Saint Louis	59 54								
216	H	George Mason	70 66	123	H	Rhode Island	64 48								
14	H	Dayton	56 75	117	A	Saint Joseph's	46 63								
141	A	St. Bonaventure	61 51	219	H	N.C. A&T	60 51								

Non-Div I Games:

VCU

■ Loss, 
 ■ Non-Conf, 
 ■ S Site, 
 ■ H Home 
 ■ A Away 
 N Neutral

## Valparaiso

Through Games Of Feb. 8, 2015

Average RPI Win:	233	WON-LOST	WINNING	LAST 10	STRENGTH OF	OPP. STRENGTH	TEAM	ADJ.	CONF.	ADJ CONF.
Average RPI Loss:	136	RECORD	PCT. RANK	GAMES	SCHEDULE	OF SCHEDULE	RPI	RPI	RPI	RPI
DIV. I ONLY	4- 17	313	1- 9	79	218	255	255	12	12	
DIV. I NON-CONF.	3- 9	281	0- 2	109	191	242	242	13	13	
TOTALS	RPI 1-25	RPI 26-50	W-L RECORDS	RPI 51-100	RPI 101-150	RPI 150+				
4- 17	0- 1	0- 1	OVERALL	0- 4	1- 4	3- 7				
2- 8	0- 1	0- 1	HOME	0- 2	1- 1	1- 3				
2- 9	0- 0	0- 0	AWAY	0- 2	0- 3	2- 4				
0- 0	0- 0	0- 0	NEUTRAL	0- 0	0- 0	0- 0				
3- 9	0- 1	0- 0	NON-CONFERENCE	0- 4	1- 1	2- 3				
2- 4	0- 1	0- 0	HOME	0- 2	1- 0	1- 1				
1- 5	0- 0	0- 0	AWAY	0- 2	0- 1	1- 2				
0- 0	0- 0	0- 0	NEUTRAL	0- 0	0- 0	0- 0				
1- 8	0- 0	0- 1	CONFERENCE	0- 0	0- 3	1- 4				
0- 4	0- 0	0- 1	HOME	0- 0	0- 1	0- 2				
1- 4	0- 0	0- 0	AWAY	0- 0	0- 2	1- 2				
0- 0	0- 0	0- 0	NEUTRAL	0- 0	0- 0	0- 0				

RPI 1-25				RPI 26-50				RPI 51-100				RPI 101+ Team's RPI: 255			
RPI	S	Opponent	Score	RPI	S	Opponent	Score	RPI	S	Opponent	Score	RPI	S	Opponent	Score
7	H	Louisville	59 86	27	H	Green Bay	52 67	51	H	Stetson	62 73	104	A	Wright St.	66 95
								72	A	South Dakota	62 81	104	H	Wright St.	62 80
								79	A	Akron	65 100	115	A	Cleveland St.	62 69
								92	H	Illinois	58 80	125	H	Butler	91 57
												149	A	Indiana	49 81
												158	H	Tulsa	63 87
												176	A	Ill.-Chicago	42 60
												176	H	Ill.-Chicago	56 86
												180	A	SIUE	65 77
												224	A	Northern Ill.	65 50
												236	H	Oakland	54 71
												249	A	Detroit	74 68
												271	A	Milwaukee	79 90
												316	A	Miami (OH)	59 82
												334	H	Tennessee Tech	79 61
LAST 12 Division I GAMES:															
104	A	Wright St.	66 95	236	H	Oakland	54 71								
249	A	Detroit	74 68	176	H	Ill.-Chicago	56 86								
27	H	Green Bay	52 67	115	A	Cleveland St.	62 69								
176	A	Ill.-Chicago	42 60	51	H	Stetson	62 73								
271	A	Milwaukee	79 90	180	A	SIUE	65 77								
104	H	Wright St.	62 80	92	H	Illinois	58 80								

Non-Div I Games: Purdue-Calumet 109 81

Valparaiso

■ Loss, 
 ■ Non-Conf, S Site, 
 ■ Home 
 ■ Away 
 N Neutral

Average RPI Win: 113		WON-LOST	WINNING	LAST 10	STRENGTH OF	OPP. STRENGTH	TEAM	ADJ.	CONF.	ADJ CONF.
Average RPI Loss: 58		RECORD	PCT. RANK	GAMES	SCHEDULE	OF SCHEDULE	RPI	RPI	RPI	RPI
DIV. I ONLY		12- 11	164	4- 5	1	21	46	46	3	3
DIV. I NON-CONF.		8- 4	92	0- 0	23	22	44	44	5	5
TOTALS		RPI 1-25	RPI 26-50	W-L RECORDS	RPI 51-100	RPI 101-150	RPI 150+			
12- 11	1- 6		4- 2	OVERALL	1- 1	2- 0	4- 2			
8- 4	1- 3		3- 0	HOME	0- 0	1- 0	3- 1			
3- 5	0- 1		0- 2	AWAY	1- 1	1- 0	1- 1			
1- 2	0- 2		1- 0	NEUTRAL	0- 0	0- 0	0- 0			
8- 4	1- 3		2- 0	NON-CONFERENCE	1- 0	1- 0	3- 1			
5- 1	1- 1		1- 0	HOME	0- 0	0- 0	3- 0			
2- 1	0- 0		0- 0	AWAY	1- 0	1- 0	0- 1			
1- 2	0- 2		1- 0	NEUTRAL	0- 0	0- 0	0- 0			
4- 7	0- 3		2- 2	CONFERENCE	0- 1	1- 0	1- 1			
3- 3	0- 2		2- 0	HOME	0- 0	1- 0	0- 1			
1- 4	0- 1		0- 2	AWAY	0- 1	0- 0	1- 0			
0- 0	0- 0		0- 0	NEUTRAL	0- 0	0- 0	0- 0			

RPI 1-25				RPI 26-50				RPI 51-100				RPI 101+			
RPI	S	Opponent	Score	RPI	S	Opponent	Score	RPI	S	Opponent	Score	RPI	S	Opponent	Score
1	H	Tennessee	49 57	27	H	Green Bay	68 64	67	A	LSU	44 64	102	H	Ole Miss	58 54
8	N	UConn	52 91	31	A	Mississippi St.	44 69	94	A	Elon	66 50	129	A	Wisconsin	67 58
10	H	Kentucky	68 82	31	H	Mississippi St.	78 62					155	A	Alabama	55 52
11	N	Arizona St.	67 72	36	A	Georgia	53 64					164	H	Saint Louis	75 57
14	H	Dayton	67 71	38	N	Minnesota	71 54					166	H	Florida	58 67
21	H	James Madison	66 62	50	H	Arkansas	55 53					198	H	Belmont	65 58
24	A	Texas A&M	61 75									266	A	Marquette	67 80
												348	H	Mississippi Val.	63 37
LAST 12 Division I GAMES:															
				10	H	Kentucky	68 82	36	A	Georgia	53 64				
				102	H	Ole Miss	58 54	31	H	Mississippi St.	78 62				
				166	H	Florida	58 67	67	A	LSU	44 64				
				31	A	Mississippi St.	44 69	1	H	Tennessee	49 57				
				155	A	Alabama	55 52	24	A	Texas A&M	61 75				
				50	H	Arkansas	55 53	21	H	James Madison	66 62				

Non-Div I Games: Ala.-Huntsville 74 51

Vanderbilt

Loss, Non-Conf, S Site, H Home A Away N Neutral

Average RPI Win: <b>283</b>	WON-LOST	WINNING	LAST 10	STRENGTH OF	OPP. STRENGTH	TEAM	ADJ.	CONF.	ADJ CONF.
Average RPI Loss: <b>169</b>	RECORD	PCT. RANK	GAMES	SCHEDULE	OF SCHEDULE	RPI	RPI	RPI	RPI
DIV. I ONLY	<b>4- 19</b>	<b>321</b>	<b>1- 9</b>	<b>201</b>	<b>237</b>	<b>317</b>	<b>317</b>	<b>23</b>	<b>23</b>
DIV. I NON-CONF.	<b>3- 9</b>	<b>281</b>	<b>0- 1</b>	<b>160</b>	<b>242</b>	<b>268</b>	<b>268</b>	<b>24</b>	<b>24</b>
TOTALS	RPI 1-25	RPI 26-50	W-L RECORDS	RPI 51-100	RPI 101-150	RPI 150+			
4- 19	0- 0	0- 2	OVERALL	0- 3	0- 4	4- 10			
3- 9	0- 0	0- 0	HOME	0- 2	0- 2	3- 5			
1- 10	0- 0	0- 2	AWAY	0- 1	0- 2	1- 5			
0- 0	0- 0	0- 0	NEUTRAL	0- 0	0- 0	0- 0			
3- 9	0- 0	0- 2	NON-CONFERENCE	0- 1	0- 2	3- 4			
2- 4	0- 0	0- 0	HOME	0- 1	0- 1	2- 2			
1- 5	0- 0	0- 2	AWAY	0- 0	0- 1	1- 2			
0- 0	0- 0	0- 0	NEUTRAL	0- 0	0- 0	0- 0			
1- 10	0- 0	0- 0	CONFERENCE	0- 2	0- 2	1- 6			
1- 5	0- 0	0- 0	HOME	0- 1	0- 1	1- 3			
0- 5	0- 0	0- 0	AWAY	0- 1	0- 1	0- 3			
0- 0	0- 0	0- 0	NEUTRAL	0- 0	0- 0	0- 0			

RPI S	Opponent	Score	RPI S	Opponent	Score	RPI S	Opponent	Score	RPI S	Opponent	Score	Team's RPI: 317
26	A Syracuse	63 <b>94</b>	27	A Green Bay	40 <b>60</b>	76	H Albany (NY)	48 <b>89</b>	131	A Hartford	49 <b>60</b>	
						82	A Maine	46 <b>74</b>	131	H Hartford	46 <b>62</b>	
						88	H Cornell	87 <b>90</b>	136	A Central Conn. St.	75 <b>77</b>	
									144	H Bryant	55 <b>72</b>	
									174	H Dartmouth	68 63	
									191	A Sacred Heart	66 <b>76</b>	
									193	H New Hampshire	56 <b>64</b>	
									200	H Delaware	46 <b>68</b>	
									201	A Stony Brook	38 <b>60</b>	
									201	H Stony Brook	62 <b>74</b>	
									229	H Brown	76 <b>81</b>	
									240	A UMass Lowell	63 <b>72</b>	
									287	H UMBC	61 <b>68</b>	
									296	A Boston U.	61 <b>66</b>	
									309	A St. Francis Brooklyn	63 61	
									323	A Binghamton	62 <b>73</b>	
									323	H Binghamton	72 66	
									325	H Wagner	82 75	
LAST 12 Division I GAMES:												
323	H Binghamton	72 66	287	H UMBC	61 <b>68</b>							
201	H Stony Brook	62 <b>74</b>	193	H New Hampshire	56 <b>64</b>							
131	A Hartford	49 <b>60</b>	323	A Binghamton	62 <b>73</b>							
76	H Albany (NY)	48 <b>89</b>	201	A Stony Brook	38 <b>60</b>							
240	A UMass Lowell	63 <b>72</b>	131	H Hartford	46 <b>62</b>							
82	A Maine	46 <b>74</b>	88	H Cornell	87 <b>90</b>							

Non-Div I Games:

Vermont

  Loss, 
  Non-Conf, 
  S Site, 
  H Home 
  A Away 
N Neutral

Average RPI Win:	172	WON-LOST	WINNING	LAST 10	STRENGTH OF	OPP. STRENGTH	TEAM	ADJ.	CONF.	ADJ CONF.
Average RPI Loss:	91	RECORD	PCT. RANK	GAMES	SCHEDULE	OF SCHEDULE	RPI	RPI	RPI	RPI
DIV. I ONLY	14- 10	125	7- 3	101	58	87	87	10	10	
DIV. I NON-CONF.	6- 6	158	1- 0	70	15	88	88	9	9	
TOTALS	RPI 1-25	RPI 26-50	W-L RECORDS	RPI 51-100	RPI 101-150	RPI 150+				
14- 10	0- 3	0- 1	OVERALL	5- 2	1- 2	8- 2				
7- 2	0- 0	0- 1	HOME	3- 0	1- 0	3- 1				
6- 5	0- 1	0- 0	AWAY	2- 1	0- 2	4- 1				
1- 3	0- 2	0- 0	NEUTRAL	0- 1	0- 0	1- 0				
6- 6	0- 3	0- 0	NON-CONFERENCE	2- 1	1- 1	3- 1				
3- 1	0- 0	0- 0	HOME	1- 0	1- 0	1- 1				
2- 2	0- 1	0- 0	AWAY	1- 0	0- 1	1- 0				
1- 3	0- 2	0- 0	NEUTRAL	0- 1	0- 0	1- 0				
8- 4	0- 0	0- 1	CONFERENCE	3- 1	0- 1	5- 1				
4- 1	0- 0	0- 1	HOME	2- 0	0- 0	2- 0				
4- 3	0- 0	0- 0	AWAY	1- 1	0- 1	3- 1				
0- 0	0- 0	0- 0	NEUTRAL	0- 0	0- 0	0- 0				

RPI 1-25				RPI 26-50				RPI 51-100				Team's RPI: 87	RPI 101+			
RPI	S	Opponent	Score	RPI	S	Opponent	Score	RPI	S	Opponent	Score		RPI	S	Opponent	Score
11	N	Arizona St.	46 51	43	H	Seton Hall	56 59	57	A	DePaul	47 49		117	A	Saint Joseph's	54 58
23	A	Chattanooga	45 49					57	H	DePaul	79 76		125	A	Butler	58 72
25	N	South Fla.	56 57					60	A	Creighton	65 61		143	H	Temple	64 59
								80	H	North Carolina St.	74 65		173	A	Xavier	54 34
								80	N	Georgia Tech	63 71		181	H	La Salle	70 36
								83	H	St. John's (NY)	81 69		187	A	Cal St. Fullerton	50 43
								90	A	Penn	70 44		191	H	Sacred Heart	49 72
													233	A	Providence	49 51
													266	A	Marquette	75 59
													266	H	Marquette	68 48
													270	N	Col. of Charleston	60 41
													278	A	Georgetown	64 48
													278	H	Georgetown	69 57
LAST 12 Division I GAMES:																
278	A	Georgetown	64 48	173	A	Xavier	54 34									
57	A	DePaul	47 49	125	A	Butler	58 72									
266	A	Marquette	75 59	278	H	Georgetown	69 57									
83	H	St. John's (NY)	81 69	60	A	Creighton	65 61									
43	H	Seton Hall	56 59	266	H	Marquette	68 48									
90	A	Penn	70 44	57	H	DePaul	79 76									

Non-Div I Games:

Villanova

■ Loss, 
■ Non-Conf, S Site, 
■ Home 
■ Away 
N Neutral

## Virginia

Through Games Of Feb. 8, 2015

Average RPI Win:	185	WON-LOST	WINNING	LAST 10	STRENGTH OF	OPP. STRENGTH	TEAM	ADJ.	CONF.	ADJ CONF.
Average RPI Loss:	80	RECORD	PCT. RANK	GAMES	SCHEDULE	OF SCHEDULE	RPI	RPI	RPI	RPI
DIV. I ONLY	15- 8	80	3- 1	168	47	97	97	2	2	
DIV. I NON-CONF.	10- 3	52	2- 0	305	148	142	142	4	4	
TOTALS	RPI 1-25	RPI 26-50	W-L RECORDS	RPI 51-100	RPI 101-150	RPI 150+				
15- 8	0- 2	1- 1	OVERALL	3- 3	1- 1	10- 1				
11- 2	0- 0	1- 0	HOME	3- 1	1- 0	6- 1				
4- 5	0- 2	0- 1	AWAY	0- 2	0- 0	4- 0				
0- 1	0- 0	0- 0	NEUTRAL	0- 0	0- 1	0- 0				
10- 3	0- 0	1- 0	NON-CONFERENCE	2- 1	0- 1	7- 1				
8- 1	0- 0	1- 0	HOME	2- 0	0- 0	5- 1				
2- 1	0- 0	0- 0	AWAY	0- 1	0- 0	2- 0				
0- 1	0- 0	0- 0	NEUTRAL	0- 0	0- 1	0- 0				
5- 5	0- 2	0- 1	CONFERENCE	1- 2	1- 0	3- 0				
3- 1	0- 0	0- 0	HOME	1- 1	1- 0	1- 0				
2- 4	0- 2	0- 1	AWAY	0- 1	0- 0	2- 0				
0- 0	0- 0	0- 0	NEUTRAL	0- 0	0- 0	0- 0				

RPI 1-25				RPI 26-50				RPI 51-100 Team's RPI: 97				RPI 101+			
RPI	S	Opponent	Score	RPI	S	Opponent	Score	RPI	S	Opponent	Score	RPI	S	Opponent	Score
3	A	Notre Dame	54 75	26	A	Syracuse	58 70	53	A	Miami (FL)	58 67	106	H	Boston College	68 56
7	A	Louisville	55 67	35	H	Ohio St.	87 82	58	H	St. Mary's (CA)	62 49	142	N	Toledo	62 64
								80	H	Georgia Tech	62 68	151	A	Clemson	77 72
								80	H	North Carolina St.	71 63	163	H	Auburn	66 51
								84	H	Drexel	72 66	173	A	Xavier	71 62
								92	A	Illinois	63 86	177	H	Wake Forest	72 70
												186	H	Radford	75 47
												206	A	Virginia Tech	62 47
												234	H	Davidson	57 67
												328	A	FIU	74 61
												336	H	Delaware St.	100 62
												341	H	Howard	74 53
												346	H	Longwood	91 49
LAST 12 Division I GAMES:															
328	A	FIU	74 61	53	A	Miami (FL)	58 67								
84	H	Drexel	72 66	7	A	Louisville	55 67								
3	A	Notre Dame	54 75	106	H	Boston College	68 56								
151	A	Clemson	77 72	26	A	Syracuse	58 70								
80	H	North Carolina St.	71 63	177	H	Wake Forest	72 70								
80	H	Georgia Tech	62 68	206	A	Virginia Tech	62 47								

Non-Div I Games:

Virginia

■ Loss, 
 ■ Non-Conf, 
 ■ S Site, 
 ■ H Home 
 ■ A Away 
 N Neutral



Average RPI Win:	245	WON-LOST	WINNING	LAST 10	STRENGTH OF	OPP. STRENGTH	TEAM	ADJ.	CONF.	ADJ CONF.
Average RPI Loss:	80	RECORD	PCT. RANK	GAMES	SCHEDULE	OF SCHEDULE	RPI	RPI	RPI	RPI
DIV. I ONLY	10- 14	226	1- 9	76	101	206	206	2	2	
DIV. I NON-CONF.	9- 4	84	1- 0	255	323	178	178	4	4	
TOTALS	RPI 1-25	RPI 26-50	W-L RECORDS	RPI 51-100	RPI 101-150	RPI 150+				
10- 14	0- 4	0- 1	OVERALL	0- 5	2- 1	8- 3				
9- 7	0- 3	0- 1	HOME	0- 2	2- 1	7- 0				
1- 7	0- 1	0- 0	AWAY	0- 3	0- 0	1- 3				
0- 0	0- 0	0- 0	NEUTRAL	0- 0	0- 0	0- 0				
9- 4	0- 0	0- 1	NON-CONFERENCE	0- 0	2- 1	7- 2				
8- 2	0- 0	0- 1	HOME	0- 0	2- 1	6- 0				
1- 2	0- 0	0- 0	AWAY	0- 0	0- 0	1- 2				
0- 0	0- 0	0- 0	NEUTRAL	0- 0	0- 0	0- 0				
1- 10	0- 4	0- 0	CONFERENCE	0- 5	0- 0	1- 1				
1- 5	0- 3	0- 0	HOME	0- 2	0- 0	1- 0				
0- 5	0- 1	0- 0	AWAY	0- 3	0- 0	0- 1				
0- 0	0- 0	0- 0	NEUTRAL	0- 0	0- 0	0- 0				

RPI 1-25				RPI 26-50				RPI 51-100				RPI 101+				Team's RPI: 206	
RPI	S	Opponent	Score	RPI	S	Opponent	Score	RPI	S	Opponent	Score	RPI	S	Opponent	Score		
3	H	Notre Dame	50 74	44	H	Northwestern	45 70	53	A	Miami (FL)	39 42	118	H	Hofstra	60 43		
12	H	Florida St.	44 59					53	H	Miami (FL)	45 62	122	H	East Tenn. St.	72 65		
13	A	Duke	40 65					80	A	Georgia Tech	71 79	134	H	Old Dominion	62 69		
20	H	North Carolina	52 74					80	A	North Carolina St.	59 73	151	A	Clemson	54 63		
								97	H	Virginia	47 62	166	A	Florida	44 73		
												177	H	Wake Forest	76 59		
												186	H	Radford	73 60		
												216	A	George Mason	69 77		
												233	A	Providence	72 69		
												277	H	Norfolk St.	60 49		
												315	H	Western Caro.	79 58		
												332	H	N.C. Central	80 44		
												340	H	UMES	63 41		
												346	H	Longwood	74 42		
LAST 12 Division I GAMES:																	
20	H	North Carolina	52 74	13	A	Duke	40 65										
53	A	Miami (FL)	39 42	53	H	Miami (FL)	45 62										
80	A	Georgia Tech	71 79	80	A	North Carolina St.	59 73										
3	H	Notre Dame	50 74	97	H	Virginia	47 62										
177	H	Wake Forest	76 59	151	A	Clemson	54 63										
12	H	Florida St.	44 59	118	H	Hofstra	60 43										

Non-Div I Games:

Virginia Tech

■ Loss, 
■ Non-Conf, 
■ S Site, 
■ H Home 
■ A Away 
N Neutral

Average RPI Win: <b>285</b>	WON-LOST	WINNING	LAST 10	STRENGTH OF	OPP. STRENGTH	TEAM	ADJ.	CONF.	ADJ CONF.
Average RPI Loss: <b>184</b>	RECORD	PCT. RANK	GAMES	SCHEDULE	OF SCHEDULE	RPI	RPI	RPI	RPI
DIV. I ONLY	5- 17	305	2- 8	288	254	325	325	27	27
DIV. I NON-CONF.	2- 9	297	1- 0	186	149	302	302	27	27
TOTALS	RPI 1-25	RPI 26-50	W-L RECORDS	RPI 51-100	RPI 101-150	RPI 150+			
5- 17	0- 1	0- 1	OVERALL	0- 1	0- 5	5- 9			
4- 8	0- 0	0- 1	HOME	0- 0	0- 2	4- 5			
1- 9	0- 1	0- 0	AWAY	0- 1	0- 3	1- 4			
0- 0	0- 0	0- 0	NEUTRAL	0- 0	0- 0	0- 0			
2- 9	0- 1	0- 1	NON-CONFERENCE	0- 1	0- 2	2- 4			
2- 3	0- 0	0- 1	HOME	0- 0	0- 1	2- 1			
0- 6	0- 1	0- 0	AWAY	0- 1	0- 1	0- 3			
0- 0	0- 0	0- 0	NEUTRAL	0- 0	0- 0	0- 0			
3- 8	0- 0	0- 0	CONFERENCE	0- 0	0- 3	3- 5			
2- 5	0- 0	0- 0	HOME	0- 0	0- 1	2- 4			
1- 3	0- 0	0- 0	AWAY	0- 0	0- 2	1- 1			
0- 0	0- 0	0- 0	NEUTRAL	0- 0	0- 0	0- 0			

RPI 1-25				RPI 26-50				RPI 51-100				RPI 101+ Team's RPI: 325			
RPI	S	Opponent	Score	RPI	S	Opponent	Score	RPI	S	Opponent	Score	RPI	S	Opponent	Score
4	A	Maryland	24 <b>97</b>	37	H	Rutgers	53 <b>81</b>	83	A	St. John's (NY)	49 <b>71</b>	103	H	Yale	65 <b>90</b>
												120	A	VCU	75 <b>84</b>
												136	A	Central Conn. St.	61 <b>77</b>
												136	H	Central Conn. St.	67 <b>83</b>
												144	A	Bryant	48 <b>84</b>
												172	A	Penn St.	66 <b>96</b>
												191	H	Sacred Heart	59 <b>73</b>
												199	H	Robert Morris	47 <b>86</b>
												201	H	Stony Brook	76 70
												241	H	Monmouth	59 <b>82</b>
												291	H	Columbia	97 86
												295	A	NJIT	54 <b>60</b>
												301	H	LIU Brooklyn	72 69
												304	H	Mt. St. Mary's	58 <b>60</b>
												309	H	St. Francis Brooklyn	63 60
												317	A	Vermont	75 <b>82</b>
												322	A	Saint Francis (PA)	76 60
												322	H	Saint Francis (PA)	74 <b>87</b>
												324	A	Fairleigh Dickinson	70 <b>72</b>
LAST 12 Division I GAMES:															
309	H	St. Francis Brooklyn	63 60	324	A	Fairleigh Dickinson	70 <b>72</b>	199	H	Robert Morris	47 <b>86</b>				
191	H	Sacred Heart	59 <b>73</b>	301	H	LIU Brooklyn	72 69	304	H	Mt. St. Mary's	58 <b>60</b>				
136	H	Central Conn. St.	67 <b>83</b>	322	A	Saint Francis (PA)	76 60	291	H	Columbia	97 86				
322	H	Saint Francis (PA)	74 <b>87</b>												
136	A	Central Conn. St.	61 <b>77</b>												
144	A	Bryant	48 <b>84</b>												

Non-Div I Games:

Wagner

## Wake Forest

Through Games Of Feb. 8, 2015

Average RPI Win:	237	WON-LOST	WINNING	LAST 10	STRENGTH OF	OPP. STRENGTH	TEAM	ADJ.	CONF.	ADJ CONF.
Average RPI Loss:	65	RECORD	PCT. RANK	GAMES	SCHEDULE	OF SCHEDULE	RPI	RPI	RPI	RPI
DIV. I ONLY	10- 15	233	1- 9	71	54	177	177	2	2	
DIV. I NON-CONF.	9- 5	102	1- 0	250	209	185	185	4	4	
TOTALS	RPI 1-25	RPI 26-50	W-L RECORDS	RPI 51-100	RPI 101-150	RPI 150+				
10- 15	0- 6	0- 2	OVERALL	1- 4	1- 1	8- 2				
8- 5	0- 2	0- 0	HOME	1- 1	0- 1	7- 1				
0- 9	0- 3	0- 2	AWAY	0- 3	0- 0	0- 1				
2- 1	0- 1	0- 0	NEUTRAL	0- 0	1- 0	1- 0				
9- 5	0- 1	0- 1	NON-CONFERENCE	1- 1	1- 1	7- 1				
7- 2	0- 0	0- 0	HOME	1- 0	0- 1	6- 1				
0- 2	0- 0	0- 1	AWAY	0- 1	0- 0	0- 0				
2- 1	0- 1	0- 0	NEUTRAL	0- 0	1- 0	1- 0				
1- 10	0- 5	0- 1	CONFERENCE	0- 3	0- 0	1- 1				
1- 3	0- 2	0- 0	HOME	0- 1	0- 0	1- 0				
0- 7	0- 3	0- 1	AWAY	0- 2	0- 0	0- 1				
0- 0	0- 0	0- 0	NEUTRAL	0- 0	0- 0	0- 0				

RPI 1-25				RPI 26-50				RPI 51-100				RPI 101+ Team's RPI: 177			
RPI	S	Opponent	Score	RPI	S	Opponent	Score	RPI	S	Opponent	Score	RPI	S	Opponent	Score
3	A	Notre Dame	63 92	26	A	Syracuse	62 73	80	A	North Carolina St.	55 71	114	N	Montana	73 60
7	H	Louisville	68 79	45	A	Michigan	69 83	80	H	North Carolina St.	70 78	116	H	Missouri	64 79
12	A	Florida St.	80 110					95	A	Richmond	72 79	151	H	Clemson	64 62
13	A	Duke	63 70					96	H	American	77 64	169	H	Arizona	69 72
13	H	Duke	53 70					97	A	Virginia	70 72	195	N	Charlotte	65 58
18	N	Princeton	55 72									206	A	Virginia Tech	59 76
												217	H	Towson	74 64
												266	H	Marquette	89 77
												315	H	Western Caro.	77 59
												334	H	Tennessee Tech	89 62
												337	H	Coppin St.	65 54
												346	H	Longwood	64 60
LAST 12 Division I GAMES:															
80	A	North Carolina St.	55 71	80	H	North Carolina St.	70 78								
13	H	Duke	53 70	26	A	Syracuse	62 73								
3	A	Notre Dame	63 92	7	H	Louisville	68 79								
151	H	Clemson	64 62	97	A	Virginia	70 72								
12	A	Florida St.	80 110	13	A	Duke	63 70								
206	A	Virginia Tech	59 76	315	H	Western Caro.	77 59								

Non-Div I Games:

Wake Forest

■ Loss, 
 ■ Non-Conf, S Site, 
 ■ Home 
 ■ Away 
 N Neutral

## Washington

Through Games Of Feb. 8, 2015

Average RPI Win: 137		WON-LOST	WINNING	LAST 10	STRENGTH OF		OPP. STRENGTH	TEAM	ADJ.	CONF.	ADJ CONF.
Average RPI Loss: 19		RECORD	PCT. RANK	GAMES	SCHEDULE		OF SCHEDULE	RPI	RPI	RPI	RPI
DIV. I ONLY		18- 6	42	6- 4	20		39	16	16	5	5
DIV. I NON-CONF.		11- 1	11	0- 0	64		90	8	8	3	3
<hr/>											
TOTALS	RPI 1-25		RPI 26-50		W-L RECORDS		RPI 51-100		RPI 101-150		RPI 150+
18- 6	4- 4		0- 2		OVERALL		2- 0		6- 0		6- 0
9- 1	3- 0		0- 1		HOME		1- 0		3- 0		2- 0
6- 5	0- 4		0- 1		AWAY		1- 0		1- 0		4- 0
3- 0	1- 0		0- 0		NEUTRAL		0- 0		2- 0		0- 0
11- 1	2- 1		0- 0		NON-CONFERENCE		2- 0		3- 0		4- 0
4- 0	1- 0		0- 0		HOME		1- 0		1- 0		1- 0
4- 1	0- 1		0- 0		AWAY		1- 0		0- 0		3- 0
3- 0	1- 0		0- 0		NEUTRAL		0- 0		2- 0		0- 0
7- 5	2- 3		0- 2		CONFERENCE		0- 0		3- 0		2- 0
5- 1	2- 0		0- 1		HOME		0- 0		2- 0		1- 0
2- 4	0- 3		0- 1		AWAY		0- 0		1- 0		1- 0
0- 0	0- 0		0- 0		NEUTRAL		0- 0		0- 0		0- 0

RPI	S	Opponent	Score
9	A	Oregon St.	67 75
9	H	Oregon St.	76 67
11	A	Arizona St.	48 62
12	N	Florida St.	80 68
17	A	California	58 82
17	H	California	79 77
22	A	Oklahoma	80 90
24	H	Texas A&M	70 49

RPI	S	Opponent	Score
28	A	Stanford	69 82
28	H	Stanford	56 60

RPI	S	Opponent	Score
72	H	South Dakota	96 82
98	A	UC Riverside	74 71

RPI	S	Opponent	Score
103	H	Yale	81 51
112	N	Furman	101 69
124	H	Colorado	85 82
126	A	Oregon	91 69
126	H	Oregon	70 55
131	N	Hartford	81 70
169	A	Arizona	79 69
204	A	San Diego St.	69 48
239	H	Utah	63 51
274	A	Portland	80 45
306	H	Grambling	84 53
314	A	Seattle	102 69

## LAST 12 Division I GAMES:

126	H	Oregon	70 55	9	A	Oregon St.	67 75
9	H	Oregon St.	76 67	126	A	Oregon	91 69
28	A	Stanford	69 82	17	H	California	79 77
17	A	California	58 82	28	H	Stanford	56 60
239	H	Utah	63 51	169	A	Arizona	79 69
124	H	Colorado	85 82	11	A	Arizona St.	48 62

Non-Div I Games:

Washington

■ Loss, 
 ■ Non-Conf, S Site, 
 ■ Home 
 ■ Away 
 N Neutral

Average RPI Win:	168	WON-LOST	WINNING	LAST 10	STRENGTH OF	OPP. STRENGTH	TEAM	ADJ.	CONF.	ADJ CONF.
Average RPI Loss:	32	RECORD	PCT. RANK	GAMES	SCHEDULE	OF SCHEDULE	RPI	RPI	RPI	RPI
DIV. I ONLY	13- 10	136	3- 7	34	11	59	59	5	5	
DIV. I NON-CONF.	9- 2	35	0- 0	125	23	46	46	3	3	
TOTALS	RPI 1-25	RPI 26-50	W-L RECORDS	RPI 51-100	RPI 101-150	RPI 150+				
13- 10	2- 5	1- 4	OVERALL	1- 0	2- 1	7- 0				
6- 5	1- 2	0- 2	HOME	0- 0	1- 1	4- 0				
6- 4	0- 3	1- 1	AWAY	1- 0	1- 0	3- 0				
1- 1	1- 0	0- 1	NEUTRAL	0- 0	0- 0	0- 0				
9- 2	2- 0	1- 2	NON-CONFERENCE	1- 0	0- 0	5- 0				
4- 1	1- 0	0- 1	HOME	0- 0	0- 0	3- 0				
4- 0	0- 0	1- 0	AWAY	1- 0	0- 0	2- 0				
1- 1	1- 0	0- 1	NEUTRAL	0- 0	0- 0	0- 0				
4- 8	0- 5	0- 2	CONFERENCE	0- 0	2- 1	2- 0				
2- 4	0- 2	0- 1	HOME	0- 0	1- 1	1- 0				
2- 4	0- 3	0- 1	AWAY	0- 0	1- 0	1- 0				
0- 0	0- 0	0- 0	NEUTRAL	0- 0	0- 0	0- 0				

RPI 1-25				RPI 26-50				RPI 51-100				Team's RPI: 59	RPI 101+			
RPI	S	Opponent	Score	RPI	S	Opponent	Score	RPI	S	Opponent	Score		RPI	S	Opponent	Score
4	N	Maryland	70 64	28	A	Stanford	56 75	91	A	Hampton	74 60		124	H	Colorado	73 68
9	A	Oregon St.	70 73	28	H	Stanford	76 86						126	A	Oregon	79 76
9	H	Oregon St.	56 61	30	H	Nebraska	61 82						126	H	Oregon	69 70
11	A	Arizona St.	64 78	41	A	Gonzaga	59 58						169	A	Arizona	81 70
14	H	Dayton	76 60	45	N	Michigan	64 76						209	H	Montana St.	82 61
17	A	California	54 57										227	H	Idaho St.	84 34
17	H	California	62 70										239	H	Utah	63 54

Average RPI Win:	257	WON-LOST	WINNING	LAST 10	STRENGTH OF	OPP. STRENGTH	TEAM	ADJ.	CONF.	ADJ CONF.
Average RPI Loss:	153	RECORD	PCT. RANK	GAMES	SCHEDULE	OF SCHEDULE	RPI	RPI	RPI	RPI
DIV. I ONLY	8- 12	233	5- 5	202	285	250	250	22	22	
DIV. I NON-CONF.	3- 6	233	0- 1	184	319	245	245	22	22	
TOTALS	RPI 1-25	RPI 26-50	W-L RECORDS	RPI 51-100	RPI 101-150	RPI 150+				
8- 12	0- 0	0- 0	OVERALL	0- 3	0- 3	8- 6				
5- 6	0- 0	0- 0	HOME	0- 2	0- 1	5- 3				
3- 5	0- 0	0- 0	AWAY	0- 1	0- 2	3- 2				
0- 1	0- 0	0- 0	NEUTRAL	0- 0	0- 0	0- 1				
3- 6	0- 0	0- 0	NON-CONFERENCE	0- 3	0- 0	3- 3				
1- 3	0- 0	0- 0	HOME	0- 2	0- 0	1- 1				
2- 2	0- 0	0- 0	AWAY	0- 1	0- 0	2- 1				
0- 1	0- 0	0- 0	NEUTRAL	0- 0	0- 0	0- 1				
5- 6	0- 0	0- 0	CONFERENCE	0- 0	0- 3	5- 3				
4- 3	0- 0	0- 0	HOME	0- 0	0- 1	4- 2				
1- 3	0- 0	0- 0	AWAY	0- 0	0- 2	1- 1				
0- 0	0- 0	0- 0	NEUTRAL	0- 0	0- 0	0- 0				

RPI 1-25				RPI 26-50				RPI 51-100				RPI 101+				Team's RPI: 250
RPI	S	Opponent	Score	RPI	S	Opponent	Score	RPI	S	Opponent	Score	RPI	S	Opponent	Score	
								66	A	BYU	53 64	110	H	North Dakota	54 57	
								69	H	Oklahoma St.	49 55	114	A	Montana	43 53	
								77	H	San Diego	50 59	130	A	Sacramento St.	65 108	
												153	A	New Mexico St.	100 97	
												167	H	Eastern Wash.	55 69	
												175	N	Eastern Mich.	42 57	
												187	H	Cal St. Fullerton	68 70	
												208	H	Idaho	60 67	
												209	A	Montana St.	54 62	
												221	H	Northern Colo.	59 52	
												222	H	Southern Utah	60 39	
												227	H	Idaho St.	63 57	
												284	H	Northern Ariz.	66 53	
												292	A	Portland St.	60 51	
												312	H	Denver	65 63	
												326	A	Utah Valley	40 61	
												347	A	Air Force	71 53	
LAST 12 Division I GAMES:																
				227	H	Idaho St.	63 57					284	H	Northern Ariz.	66 53	
				221	H	Northern Colo.	59 52					209	A	Montana St.	54 62	
				110	H	North Dakota	54 57					114	A	Montana	43 53	
				130	A	Sacramento St.	65 108					208	H	Idaho	60 67	
				292	A	Portland St.	60 51					167	H	Eastern Wash.	55 69	
				222	H	Southern Utah	60 39					69	H	Oklahoma St.	49 55	

Non-Div I Games: Montana Western 77 31 Bristol 94 48

Weber St.

■ Loss, 
 ■ Non-Conf, 
 ■ S Site, 
 ■ H Home 
 ■ A Away 
 N Neutral

## West Virginia

Through Games Of Feb. 8, 2015

Average RPI Win:	172	WON-LOST	WINNING	LAST 10	STRENGTH OF	OPP. STRENGTH	TEAM	ADJ.	CONF.	ADJ CONF.
Average RPI Loss:	52	RECORD	PCT. RANK	GAMES	SCHEDULE	OF SCHEDULE	RPI	RPI	RPI	RPI
DIV. I ONLY	14- 9	105	4- 6	49	62	64	64	1	1	
DIV. I NON-CONF.	10- 2	31	1- 0	194	253	62	62	1	1	
TOTALS	RPI 1-25	RPI 26-50	W-L RECORDS	RPI 51-100	RPI 101-150	RPI 150+				
14- 9	1- 2	1- 4	OVERALL	4- 1	1- 2	7- 0				
11- 2	1- 1	1- 0	HOME	3- 0	0- 1	6- 0				
2- 7	0- 1	0- 4	AWAY	1- 1	0- 1	1- 0				
1- 0	0- 0	0- 0	NEUTRAL	0- 0	1- 0	0- 0				
10- 2	0- 0	1- 2	NON-CONFERENCE	1- 0	1- 0	7- 0				
8- 0	0- 0	1- 0	HOME	1- 0	0- 0	6- 0				
1- 2	0- 0	0- 2	AWAY	0- 0	0- 0	1- 0				
1- 0	0- 0	0- 0	NEUTRAL	0- 0	1- 0	0- 0				
4- 7	1- 2	0- 2	CONFERENCE	3- 1	0- 2	0- 0				
3- 2	1- 1	0- 0	HOME	2- 0	0- 1	0- 0				
1- 5	0- 1	0- 2	AWAY	1- 1	0- 1	0- 0				
0- 0	0- 0	0- 0	NEUTRAL	0- 0	0- 0	0- 0				

RPI 1-25				RPI 26-50				RPI 51-100				Team's RPI: 64	RPI 101+			
RPI	S	Opponent	Score	RPI	S	Opponent	Score	RPI	S	Opponent	Score		RPI	S	Opponent	Score
2	H	Baylor	62 66	29	A	Texas	55 61	56	H	Kansas St.	63 51		119	A	Texas Tech	57 73
22	A	Oklahoma	60 71	31	A	Mississippi St.	61 74	61	H	Duquesne	79 60		119	H	Texas Tech	45 55
22	H	Oklahoma	78 69	35	A	Ohio St.	54 96	68	H	TCU	76 71		137	N	Marshall	69 56
				42	A	Iowa St.	43 61	69	A	Oklahoma St.	61 49		162	H	Fairfield	67 53
				43	H	Seton Hall	89 87	70	A	Kansas	59 65		237	H	Evansville	83 39
													268	H	Eastern Ky.	67 42
													300	H	IPFW	82 48
													322	H	Saint Francis (PA)	101 46
													324	A	Fairleigh Dickinson	80 52
													337	H	Coppin St.	83 43
LAST 12 Division I GAMES:																
				42	A	Iowa St.	43 61	69	A	Oklahoma St.	61 49					
				68	H	TCU	76 71	119	H	Texas Tech	45 55					
				22	H	Oklahoma	78 69	2	H	Baylor	62 66					
				119	A	Texas Tech	57 73	29	A	Texas	55 61					
				70	A	Kansas	59 65	22	A	Oklahoma	60 71					
				56	H	Kansas St.	63 51	322	H	Saint Francis (PA)	101 46					

Non-Div I Games:

West Virginia

■ Loss, 
 ■ Non-Conf, 
 ■ S Site, 
 ■ H Home 
 ■ A Away 
 N Neutral

Average RPI Win:	285	WON-LOST	WINNING	LAST 10	STRENGTH OF	OPP. STRENGTH	TEAM	ADJ.	CONF.	ADJ CONF.
Average RPI Loss:	204	RECORD	PCT. RANK	GAMES	SCHEDULE	OF SCHEDULE	RPI	RPI	RPI	RPI
DIV. I ONLY	6- 14	283	1- 8	326	281	315	315	20	20	
DIV. I NON-CONF.	5- 7	204	0- 3	343	329	307	307	20	20	
TOTALS	RPI 1-25	RPI 26-50	W-L RECORDS	RPI 51-100	RPI 101-150	RPI 150+				
6- 14	0- 1	0- 0	OVERALL	0- 0	0- 2	6- 11				
3- 5	0- 0	0- 0	HOME	0- 0	0- 1	3- 4				
2- 8	0- 1	0- 0	AWAY	0- 0	0- 1	2- 6				
1- 1	0- 0	0- 0	NEUTRAL	0- 0	0- 0	1- 1				
5- 7	0- 0	0- 0	NON-CONFERENCE	0- 0	0- 0	5- 7				
2- 2	0- 0	0- 0	HOME	0- 0	0- 0	2- 2				
2- 4	0- 0	0- 0	AWAY	0- 0	0- 0	2- 4				
1- 1	0- 0	0- 0	NEUTRAL	0- 0	0- 0	1- 1				
1- 7	0- 1	0- 0	CONFERENCE	0- 0	0- 2	1- 4				
1- 3	0- 0	0- 0	HOME	0- 0	0- 1	1- 2				
0- 4	0- 1	0- 0	AWAY	0- 0	0- 1	0- 2				
0- 0	0- 0	0- 0	NEUTRAL	0- 0	0- 0	0- 0				

RPI 1-25				RPI 26-50				RPI 51-100				RPI 101+ Team's RPI: 315			
RPI	S	Opponent	Score	RPI	S	Opponent	Score	RPI	S	Opponent	Score	RPI	S	Opponent	Score
23	A	Chattanooga	52 83									112	A	Furman	72 84
												122	H	East Tenn. St.	60 63
												177	A	Wake Forest	59 77
												184	A	Samford	52 68
												184	H	Samford	50 60
												197	H	Mercer	51 68
												206	A	Virginia Tech	58 79
												228	H	USC Upstate	63 59
												235	H	Presbyterian	44 51
												246	H	Campbell	67 57
												251	A	North Florida	45 62
												262	A	Bethune-Cookman	53 63
												268	N	Eastern Ky.	62 71
												272	A	UNCW	64 53
												307	H	UNC Greensboro	70 49
												308	A	Wofford	49 59
												327	A	UNC Asheville	79 66
												328	N	FIU	83 69
												332	H	N.C. Central	59 64
LAST 12 Division I GAMES:															
122	H	East Tenn. St.	60 63	184	H	Samford	50 60								
308	A	Wofford	49 59	197	H	Mercer	51 68								
112	A	Furman	72 84	262	A	Bethune-Cookman	53 63								
307	H	UNC Greensboro	70 49	177	A	Wake Forest	59 77								
184	A	Samford	52 68	251	A	North Florida	45 62								
23	A	Chattanooga	52 83	328	N	FIU	83 69								

Non-Div I Games: North Greenville 75 74 Livingstone 66 55 Montreat 110 37

Western Caro.

Loss, Non-Conf, S Site, H Home A Away N Neutral



Average RPI Win:	295	WON-LOST	WINNING	LAST 10	STRENGTH OF	OPP. STRENGTH	TEAM	ADJ.	CONF.	ADJ CONF.
Average RPI Loss:	166	RECORD	PCT. RANK	GAMES	SCHEDULE	OF SCHEDULE	RPI	RPI	RPI	RPI
DIV. I ONLY	13- 9	117	6- 4	342	292	230	230	25	25	
DIV. I NON-CONF.	6- 5	145	1- 0	341	331	244	244	25	25	
TOTALS	RPI 1-25	RPI 26-50	W-L RECORDS	RPI 51-100	RPI 101-150	RPI 150+				
13- 9	0- 0	0- 0	OVERALL	0- 2	0- 2	13- 5				
7- 3	0- 0	0- 0	HOME	0- 2	0- 1	7- 0				
6- 6	0- 0	0- 0	AWAY	0- 0	0- 1	6- 5				
0- 0	0- 0	0- 0	NEUTRAL	0- 0	0- 0	0- 0				
6- 5	0- 0	0- 0	NON-CONFERENCE	0- 0	0- 2	6- 3				
3- 1	0- 0	0- 0	HOME	0- 0	0- 1	3- 0				
3- 4	0- 0	0- 0	AWAY	0- 0	0- 1	3- 3				
0- 0	0- 0	0- 0	NEUTRAL	0- 0	0- 0	0- 0				
7- 4	0- 0	0- 0	CONFERENCE	0- 2	0- 0	7- 2				
4- 2	0- 0	0- 0	HOME	0- 2	0- 0	4- 0				
3- 2	0- 0	0- 0	AWAY	0- 0	0- 0	3- 2				
0- 0	0- 0	0- 0	NEUTRAL	0- 0	0- 0	0- 0				

RPI 1-25				RPI 26-50				RPI 51-100				RPI 101+				Team's RPI: 230	
RPI	S	Opponent	Score	RPI	S	Opponent	Score	RPI	S	Opponent	Score	RPI	S	Opponent	Score		
								63	H	South Dakota St.	61	74	110	H	North Dakota	77	85
								72	H	South Dakota	87	101	116	A	Missouri	52	89
													176	A	Ill.-Chicago	54	67
													178	A	Oral Roberts	73	76
													194	A	Fla. Atlantic	88	90
													243	A	North Dakota St.	66	60
													243	H	North Dakota St.	88	66
													245	H	IUPUI	73	62
													266	A	Marquette	57	65
													271	H	Milwaukee	79	59
													300	A	IPFW	98	85
													300	H	IPFW	59	55
													303	H	Eastern Ill.	63	54
													305	A	Southeast Mo. St.	79	62
													311	A	Bradley	75	63
													312	A	Denver	93	66
													320	A	Omaha	51	54
													320	H	Omaha	71	56
													339	A	Chicago St.	90	55
													343	H	UMKC	71	48
LAST 12 Division I GAMES:																	
				320	A	Omaha	51	54					178	A	Oral Roberts	73	76
				243	A	North Dakota St.	66	60					312	A	Denver	93	66
				300	H	IPFW	59	55					72	H	South Dakota	87	101
				245	H	IUPUI	73	62					320	H	Omaha	71	56
				243	H	North Dakota St.	88	66					300	A	IPFW	98	85
				63	H	South Dakota St.	61	74					271	H	Milwaukee	79	59

Non-Div I Games: Eureka 91 50 William Woods 89 42

Western Ill.

Loss, Non-Conf, S Site, H Home A Away N Neutral

Average RPI Win:	196	WON-LOST	WINNING	LAST 10	STRENGTH OF	OPP. STRENGTH	TEAM	ADJ.	CONF.	ADJ CONF.
Average RPI Loss:	85	RECORD	PCT. RANK	GAMES	SCHEDULE	OF SCHEDULE	RPI	RPI	RPI	RPI
DIV. I ONLY	20- 4	21	8- 2	124	172	39	39	17	17	
DIV. I NON-CONF.	11- 2	29	1- 0	59	182	17	17	18	18	
TOTALS	RPI 1-25	RPI 26-50	W-L RECORDS	RPI 51-100	RPI 101-150	RPI 150+				
20- 4	0- 1	1- 1	OVERALL	1- 1	7- 0	11- 1				
9- 1	0- 0	0- 0	HOME	1- 1	3- 0	5- 0				
10- 3	0- 1	0- 1	AWAY	0- 0	4- 0	6- 1				
1- 0	0- 0	1- 0	NEUTRAL	0- 0	0- 0	0- 0				
11- 2	0- 1	1- 1	NON-CONFERENCE	1- 0	4- 0	5- 0				
6- 0	0- 0	0- 0	HOME	1- 0	2- 0	3- 0				
4- 2	0- 1	0- 1	AWAY	0- 0	2- 0	2- 0				
1- 0	0- 0	1- 0	NEUTRAL	0- 0	0- 0	0- 0				
9- 2	0- 0	0- 0	CONFERENCE	0- 1	3- 0	6- 1				
3- 1	0- 0	0- 0	HOME	0- 1	1- 0	2- 0				
6- 1	0- 0	0- 0	AWAY	0- 0	2- 0	4- 1				
0- 0	0- 0	0- 0	NEUTRAL	0- 0	0- 0	0- 0				

RPI	S	Opponent	Score	RPI	S	Opponent	Score	Team's RPI: 39	RPI	S	Opponent	Score	RPI	S	Opponent	Score
7	A	Louisville	67 89	31	A	Mississippi St.	77 88		76	H	Albany (NY)	63 54	102	H	Ole Miss	98 69
				49	N	Tulane	69 64		99	H	Southern Miss.	61 63	118	A	Hofstra	70 65
													124	A	Colorado	79 78
													126	H	Louisiana Tech	82 66
													134	A	Old Dominion	76 60
													137	A	Marshall	67 53
													148	H	Ball St.	84 59
													194	H	Fla. Atlantic	80 43
													195	A	Charlotte	76 61
													198	A	Belmont	66 50
													203	A	UTSA	63 64
													253	H	Central Ark.	93 57
													254	A	Austin Peay	91 68
													260	A	Rice	83 76
													263	A	UTEP	80 74
													290	H	Alabama St.	93 54
													328	H	FIU	81 42
													329	A	North Texas	77 49
													344	H	Alabama A&M	96 44
LAST 12 Division I GAMES:																
260	A	Rice	83 76	328	H	FIU	81 42									
329	A	North Texas	77 49	194	H	Fla. Atlantic	80 43									
99	H	Southern Miss.	61 63	134	A	Old Dominion	76 60									
126	H	Louisiana Tech	82 66	195	A	Charlotte	76 61									
203	A	UTSA	63 64	137	A	Marshall	67 53									
263	A	UTEP	80 74	198	A	Belmont	66 50									

Non-Div I Games:

Western Ky.

■ Loss, 
 ■ Non-Conf, S Site, 
 ■ Home 
 ■ Away 
 N Neutral

Average RPI Win:	204	WON-LOST	WINNING	LAST 10	STRENGTH OF	OPP. STRENGTH	TEAM	ADJ.	CONF.	ADJ CONF.
Average RPI Loss:	97	RECORD	PCT. RANK	GAMES	SCHEDULE	OF SCHEDULE	RPI	RPI	RPI	RPI
DIV. I ONLY	13- 7	89	7- 3	146	138	78	78	15	15	
DIV. I NON-CONF.	5- 4	139	1- 0	223	69	113	113	17	17	
TOTALS	RPI 1-25	RPI 26-50	W-L RECORDS	RPI 51-100	RPI 101-150	RPI 150+				
13- 7	0- 0	0- 3	OVERALL	2- 1	2- 2	9- 1				
7- 1	0- 0	0- 0	HOME	2- 0	1- 1	4- 0				
5- 6	0- 0	0- 3	AWAY	0- 1	1- 1	4- 1				
1- 0	0- 0	0- 0	NEUTRAL	0- 0	0- 0	1- 0				
5- 4	0- 0	0- 3	NON-CONFERENCE	0- 0	0- 0	5- 1				
2- 0	0- 0	0- 0	HOME	0- 0	0- 0	2- 0				
2- 4	0- 0	0- 3	AWAY	0- 0	0- 0	2- 1				
1- 0	0- 0	0- 0	NEUTRAL	0- 0	0- 0	1- 0				
8- 3	0- 0	0- 0	CONFERENCE	2- 1	2- 2	4- 0				
5- 1	0- 0	0- 0	HOME	2- 0	1- 1	2- 0				
3- 2	0- 0	0- 0	AWAY	0- 1	1- 1	2- 0				
0- 0	0- 0	0- 0	NEUTRAL	0- 0	0- 0	0- 0				

RPI 1-25				RPI 26-50				RPI 51-100				Team's RPI: 78				RPI 101+			
RPI	S	Opponent	Score	RPI	S	Opponent	Score	RPI	S	Opponent	Score	RPI	S	Opponent	Score	RPI	S	Opponent	Score
				27	A	Green Bay	55 70	52	H	Ohio	61 51	109	H	Central Mich.	69 64				
				35	A	Ohio St.	46 83	79	A	Akron	66 69	140	A	Buffalo	62 59				
				45	A	Michigan	47 74	79	H	Akron	67 61	142	H	Toledo	46 65				
												148	A	Ball St.	36 54				
												175	H	Eastern Mich.	83 56				
												183	H	Massachusetts	63 41				
												188	N	Holy Cross	51 40				
												201	A	Stony Brook	55 59				
												243	H	North Dakota St.	74 59				
												249	A	Detroit	71 57				
												285	H	Bowling Green	82 52				
												293	A	Kent St.	78 55				
												316	A	Miami (OH)	61 53				
												339	A	Chicago St.	73 43				
LAST 12 Division I GAMES:																			
				109	H	Central Mich.	69 64	142	H	Toledo	46 65								
				79	A	Akron	66 69	140	A	Buffalo	62 59								
				316	A	Miami (OH)	61 53	148	A	Ball St.	36 54								
				175	H	Eastern Mich.	83 56	52	H	Ohio	61 51								
				293	A	Kent St.	78 55	79	H	Akron	67 61								
				285	H	Bowling Green	82 52	188	N	Holy Cross	51 40								

Non-Div I Games: Kentucky St. 70 45 Trine 81 45

Western Mich.

Average RPI Win:	190	WON-LOST	WINNING	LAST 10	STRENGTH OF	OPP. STRENGTH	TEAM	ADJ.	CONF.	ADJ CONF.
Average RPI Loss:	65	RECORD	PCT. RANK	GAMES	SCHEDULE	OF SCHEDULE	RPI	RPI	RPI	RPI
DIV. I ONLY	18- 4	25	2- 0	169	93	48	48	18	18	
DIV. I NON-CONF.	9- 3	60	2- 0	93	34	47	47	15	15	
TOTALS	RPI 1-25	RPI 26-50	W-L RECORDS	RPI 51-100	RPI 101-150	RPI 150+				
18- 4	0- 2	1- 0	OVERALL	2- 1	3- 0	12- 1				
12- 0	0- 0	0- 0	HOME	2- 0	2- 0	8- 0				
4- 3	0- 1	0- 0	AWAY	0- 1	1- 0	3- 1				
2- 1	0- 1	1- 0	NEUTRAL	0- 0	0- 0	1- 0				
9- 3	0- 2	1- 0	NON-CONFERENCE	2- 0	0- 0	6- 1				
7- 0	0- 0	0- 0	HOME	2- 0	0- 0	5- 0				
0- 2	0- 1	0- 0	AWAY	0- 0	0- 0	0- 1				
2- 1	0- 1	1- 0	NEUTRAL	0- 0	0- 0	1- 0				
9- 1	0- 0	0- 0	CONFERENCE	0- 1	3- 0	6- 0				
5- 0	0- 0	0- 0	HOME	0- 0	2- 0	3- 0				
4- 1	0- 0	0- 0	AWAY	0- 1	1- 0	3- 0				
0- 0	0- 0	0- 0	NEUTRAL	0- 0	0- 0	0- 0				

RPI 1-25				RPI 26-50				Team's RPI: 48				RPI 51-100				RPI 101+			
RPI	S	Opponent	Score	RPI	S	Opponent	Score	RPI	S	Opponent	Score	RPI	S	Opponent	Score	RPI	S	Opponent	Score
1	A	Tennessee	51 54	35	N	Ohio St.	70 55	56	H	Kansas St.	51 48	113	A	UNI	70 52				
19	N	FGCU	39 56					60	H	Creighton	65 56	133	H	Indiana St.	63 52				
								74	A	Drake	61 64	135	H	Southern Ill.	80 61				
												151	N	Clemson	63 48				
												167	A	Eastern Wash.	58 86				
												185	A	Missouri St.	71 59				
												185	H	Missouri St.	69 50				
												190	H	La.-Monroe	57 42				
												192	H	Texas-Arlington	71 61				
												215	H	Winthrop	66 20				
												237	H	Evansville	54 44				
												286	H	Sam Houston St.	70 46				
												294	A	Loyola Chicago	65 41				
												310	H	Illinois St.	85 38				
												311	A	Bradley	61 45				
												330	H	Ark.-Pine Bluff	55 26				
LAST 12 Division I GAMES:																			
192	H	Texas-Arlington	71 61	310	H	Illinois St.	85 38												
330	H	Ark.-Pine Bluff	55 26	294	A	Loyola Chicago	65 41												
185	H	Missouri St.	69 50	311	A	Bradley	61 45												
74	A	Drake	61 64	185	A	Missouri St.	71 59												
113	A	UNI	70 52	237	H	Evansville	54 44												
135	H	Southern Ill.	80 61	133	H	Indiana St.	63 52												

Non-Div I Games:

Wichita St.

Average RPI Win:	217	WON-LOST	WINNING	LAST 10	STRENGTH OF	OPP. STRENGTH	TEAM	ADJ.	CONF.	ADJ CONF.
Average RPI Loss:	125	RECORD	PCT. RANK	GAMES	SCHEDULE	OF SCHEDULE	RPI	RPI	RPI	RPI
DIV. I ONLY	11- 12	182	5- 5	113	200	139	139	13	13	
DIV. I NON-CONF.	6- 5	145	0- 0	171	303	151	151	10	10	
TOTALS	RPI 1-25	RPI 26-50	W-L RECORDS	RPI 51-100	RPI 101-150	RPI 150+				
11- 12	0- 2	0- 0	OVERALL	1- 4	2- 2	8- 4				
5- 5	0- 1	0- 0	HOME	0- 4	2- 0	3- 0				
6- 7	0- 1	0- 0	AWAY	1- 0	0- 2	5- 4				
0- 0	0- 0	0- 0	NEUTRAL	0- 0	0- 0	0- 0				
6- 5	0- 0	0- 0	NON-CONFERENCE	0- 2	1- 1	5- 2				
3- 2	0- 0	0- 0	HOME	0- 2	1- 0	2- 0				
3- 3	0- 0	0- 0	AWAY	0- 0	0- 1	3- 2				
0- 0	0- 0	0- 0	NEUTRAL	0- 0	0- 0	0- 0				
5- 7	0- 2	0- 0	CONFERENCE	1- 2	1- 1	3- 2				
2- 3	0- 1	0- 0	HOME	0- 2	1- 0	1- 0				
3- 4	0- 1	0- 0	AWAY	1- 0	0- 1	2- 2				
0- 0	0- 0	0- 0	NEUTRAL	0- 0	0- 0	0- 0				

RPI 1-25				RPI 26-50				RPI 51-100				RPI 101+ Team's RPI: 139			
RPI	S	Opponent	Score	RPI	S	Opponent	Score	RPI	S	Opponent	Score	RPI	S	Opponent	Score
21	A	James Madison	50 <b>92</b>					82	H	Maine	51 <b>54</b>	118	A	Hofstra	46 <b>52</b>
21	H	James Madison	43 <b>65</b>					84	A	Drexel	72 68	118	H	Hofstra	57 56
								84	H	Drexel	46 <b>49</b>	120	H	VCU	56 48
								94	H	Elon	59 <b>72</b>	134	A	Old Dominion	58 <b>65</b>
								95	H	Richmond	56 <b>59</b>	181	A	La Salle	71 <b>78</b>
												182	A	High Point	80 <b>87</b>
												186	A	Radford	81 71
												200	A	Delaware	50 48
												217	A	Towson	69 <b>77</b>
												219	A	N.C. A&T	59 57
												252	H	Loyola Maryland	72 71
												272	A	UNCW	62 <b>63</b>
												272	H	UNCW	67 62
												280	A	Northeastern	72 66
												308	A	Wofford	71 51
												346	H	Longwood	90 55
LAST 12 Division I GAMES:															
118	A	Hofstra	46 <b>52</b>	200	A	Delaware	50 48								
84	A	Drexel	72 68	84	H	Drexel	46 <b>49</b>								
280	A	Northeastern	72 66	21	H	James Madison	43 <b>65</b>								
272	H	UNCW	67 62	94	H	Elon	59 <b>72</b>								
118	H	Hofstra	57 56	217	A	Towson	69 <b>77</b>								
21	A	James Madison	50 <b>92</b>	272	A	UNCW	62 <b>63</b>								

Non-Div I Games:

William &amp; Mary

■ Loss, 
 ■ Non-Conf, 
 ■ S Site, 
 ■ H Home 
 ■ A Away 
 N Neutral

Average RPI Win:	279	WON-LOST	WINNING	LAST 10	STRENGTH OF	OPP. STRENGTH	TEAM	ADJ.	CONF.	ADJ CONF.
Average RPI Loss:	164	RECORD	PCT. RANK	GAMES	SCHEDULE	OF SCHEDULE	RPI	RPI	RPI	RPI
DIV. I ONLY	12- 10	145	6- 4	302	298	215	215	28	28	
DIV. I NON-CONF.	3- 5	214	0- 0	112	37	174	174	32	32	
TOTALS	RPI 1-25	RPI 26-50	W-L RECORDS	RPI 51-100	RPI 101-150	RPI 150+				
12- 10	0- 1	0- 2	OVERALL	1- 0	0- 1	11- 6				
8- 2	0- 0	0- 0	HOME	1- 0	0- 1	7- 1				
4- 7	0- 1	0- 2	AWAY	0- 0	0- 0	4- 4				
0- 1	0- 0	0- 0	NEUTRAL	0- 0	0- 0	0- 1				
3- 5	0- 1	0- 2	NON-CONFERENCE	0- 0	0- 1	3- 1				
2- 1	0- 0	0- 0	HOME	0- 0	0- 1	2- 0				
1- 3	0- 1	0- 2	AWAY	0- 0	0- 0	1- 0				
0- 1	0- 0	0- 0	NEUTRAL	0- 0	0- 0	0- 1				
9- 5	0- 0	0- 0	CONFERENCE	1- 0	0- 0	8- 5				
6- 1	0- 0	0- 0	HOME	1- 0	0- 0	5- 1				
3- 4	0- 0	0- 0	AWAY	0- 0	0- 0	3- 4				
0- 0	0- 0	0- 0	NEUTRAL	0- 0	0- 0	0- 0				

RPI 1-25				RPI 26-50				RPI 51-100				RPI 101+ Team's RPI: 215			
RPI	S	Opponent	Score	RPI	S	Opponent	Score	RPI	S	Opponent	Score	RPI	S	Opponent	Score
1	A	Tennessee	48 81	35	A	Ohio St.	52 66	88	H	Liberty	63 58	112	H	Furman	55 73
				48	A	Wichita St.	20 66					163	H	Auburn	56 54
												182	A	High Point	55 81
												186	A	Radford	47 55
												216	N	George Mason	57 69
												234	H	Davidson	75 60
												235	H	Presbyterian	54 51
												246	A	Campbell	52 62
												246	H	Campbell	61 59
												297	H	Gardner-Webb	65 79
												313	A	Coastal Caro.	62 81
												327	A	UNC Asheville	57 54
												327	H	UNC Asheville	75 55
												332	A	N.C. Central	71 63
												346	A	Longwood	63 62
												346	H	Longwood	81 48
												349	A	Charleston So.	79 50
												349	H	Charleston So.	77 40
LAST 12 Division I GAMES:															
327	A	UNC Asheville	57 54	313	A	Coastal Caro.	62 81								
246	A	Campbell	52 62	186	A	Radford	47 55								
346	A	Longwood	63 62	182	A	High Point	55 81								
349	H	Charleston So.	77 40	327	H	UNC Asheville	75 55								
235	H	Presbyterian	54 51	297	H	Gardner-Webb	65 79								
88	H	Liberty	63 58	349	A	Charleston So.	79 50								

Non-Div I Games: Gallaudet 117 43

Winthrop

■ Loss, 
 ■ Non-Conf, 
 ■ S Site, 
 ■ H Home 
 ■ A Away 
 N Neutral

Average RPI Win:	164	WON-LOST	WINNING	LAST 10	STRENGTH OF	OPP. STRENGTH	TEAM	ADJ.	CONF.	ADJ CONF.
Average RPI Loss:	51	RECORD	PCT. RANK	GAMES	SCHEDULE	OF SCHEDULE	RPI	RPI	RPI	RPI
DIV. I ONLY	8- 14	251	3- 7	36	6	129	129	4	4	
DIV. I NON-CONF.	4- 6	207	0- 0	94	16	150	150	2	2	
TOTALS	RPI 1-25	RPI 26-50	W-L RECORDS	RPI 51-100	RPI 101-150	RPI 150+				
8- 14	0- 2	1- 7	OVERALL	2- 3	0- 2	5- 0				
5- 6	0- 1	1- 5	HOME	0- 0	0- 0	4- 0				
3- 6	0- 0	0- 2	AWAY	2- 2	0- 2	1- 0				
0- 2	0- 1	0- 0	NEUTRAL	0- 1	0- 0	0- 0				
4- 6	0- 1	0- 2	NON-CONFERENCE	0- 3	0- 0	4- 0				
3- 1	0- 0	0- 1	HOME	0- 0	0- 0	3- 0				
1- 3	0- 0	0- 1	AWAY	0- 2	0- 0	1- 0				
0- 2	0- 1	0- 0	NEUTRAL	0- 1	0- 0	0- 0				
4- 8	0- 1	1- 5	CONFERENCE	2- 0	0- 2	1- 0				
2- 5	0- 1	1- 4	HOME	0- 0	0- 0	1- 0				
2- 3	0- 0	0- 1	AWAY	2- 0	0- 2	0- 0				
0- 0	0- 0	0- 0	NEUTRAL	0- 0	0- 0	0- 0				

RPI 1-25				RPI 26-50				RPI 51-100				RPI 101+ Team's RPI: 129			
RPI	S	Opponent	Score	RPI	S	Opponent	Score	RPI	S	Opponent	Score	RPI	S	Opponent	Score
5	N	South Carolina	44 67	27	A	Green Bay	43 53	53	A	Miami (FL)	54 66	105	A	Michigan St.	71 77
6	H	Iowa	75 87	30	H	Nebraska	72 89	62	N	East Carolina	43 61	149	A	Indiana	52 69
				35	H	Ohio St.	73 85	74	A	Drake	77 89	166	A	Florida	51 48
				37	H	Rutgers	63 73	86	A	Purdue	65 56	172	H	Penn St.	65 46
				38	H	Minnesota	60 72	92	A	Illinois	73 62	178	H	Oral Roberts	70 52
				44	A	Northwestern	46 68					266	H	Marquette	89 64
				45	H	Michigan	63 53					310	H	Illinois St.	71 60
				46	H	Vanderbilt	58 67								
LAST 12 Division I GAMES:															
				6	H	Iowa	75 87	86	A	Purdue	65 56				
				92	A	Illinois	73 62	149	A	Indiana	52 69				
				35	H	Ohio St.	73 85	172	H	Penn St.	65 46				
				105	A	Michigan St.	71 77	38	H	Minnesota	60 72				
				30	H	Nebraska	72 89	44	A	Northwestern	46 68				
				37	H	Rutgers	63 73	45	H	Michigan	63 53				

Non-Div I Games:

Wisconsin

■ Loss, 
■ Non-Conf, 
■ S Site, 
■ H Home 
■ A Away 
N Neutral

Average RPI Win: <b>326</b>	WON-LOST	WINNING	LAST 10	STRENGTH OF	OPP. STRENGTH	TEAM	ADJ.	CONF.	ADJ CONF.
Average RPI Loss: <b>183</b>	RECORD	PCT. RANK	GAMES	SCHEDULE	OF SCHEDULE	RPI	RPI	RPI	RPI
DIV. I ONLY	5- 16	302	3- 6	252	332	308	308	20	20
DIV. I NON-CONF.	3- 10	287	1- 2	311	349	330	330	20	20
TOTALS	RPI 1-25	RPI 26-50	W-L RECORDS	RPI 51-100	RPI 101-150	RPI 150+			
5- 16	0- 1	0- 0	OVERALL	0- 1	0- 4	5- 10			
3- 6	0- 1	0- 0	HOME	0- 0	0- 2	3- 3			
2- 9	0- 0	0- 0	AWAY	0- 1	0- 2	2- 6			
0- 1	0- 0	0- 0	NEUTRAL	0- 0	0- 0	0- 1			
3- 10	0- 0	0- 0	NON-CONFERENCE	0- 1	0- 1	3- 8			
1- 4	0- 0	0- 0	HOME	0- 0	0- 1	1- 3			
2- 5	0- 0	0- 0	AWAY	0- 1	0- 0	2- 4			
0- 1	0- 0	0- 0	NEUTRAL	0- 0	0- 0	0- 1			
2- 6	0- 1	0- 0	CONFERENCE	0- 0	0- 3	2- 2			
2- 2	0- 1	0- 0	HOME	0- 0	0- 1	2- 0			
0- 4	0- 0	0- 0	AWAY	0- 0	0- 2	0- 2			
0- 0	0- 0	0- 0	NEUTRAL	0- 0	0- 0	0- 0			

RPI	S	Opponent	Score	RPI	S	Opponent	Score	RPI	S	Opponent	Score	RPI	S	Opponent	Score	Team's RPI: 308
23	H	Chattanooga	43 <b>70</b>					52	A	Ohio	37 <b>84</b>	112	A	Furman	56 <b>58</b>	
												122	A	East Tenn. St.	47 <b>69</b>	
												122	H	East Tenn. St.	47 <b>79</b>	
												139	H	William & Mary	51 <b>71</b>	
												170	A	Jacksonville St.	55 <b>70</b>	
												173	A	Xavier	51 <b>75</b>	
												184	A	Samford	50 <b>69</b>	
												186	A	Radford	59 <b>60</b>	
												197	A	Mercer	51 <b>80</b>	
												251	A	North Florida	60 <b>68</b>	
												279	H	South Carolina St.	53 <b>59</b>	
												295	H	NJIT	50 <b>76</b>	
												297	H	Gardner-Webb	60 <b>65</b>	
												307	H	UNC Greensboro	77 <b>64</b>	
												315	H	Western Caro.	59 <b>49</b>	
												327	A	UNC Asheville	70 <b>52</b>	
												328	N	FIU	75 <b>83</b>	
												332	A	N.C. Central	69 <b>55</b>	
												349	H	Charleston So.	55 <b>48</b>	
LAST 12 Division I GAMES:																
184	A	Samford	50 <b>69</b>	122	H	East Tenn. St.	47 <b>79</b>									
315	H	Western Caro.	59 <b>49</b>	23	H	Chattanooga	43 <b>70</b>									
307	H	UNC Greensboro	77 <b>64</b>	332	A	N.C. Central	69 <b>55</b>									
112	A	Furman	56 <b>58</b>	295	H	NJIT	50 <b>76</b>									
122	A	East Tenn. St.	47 <b>69</b>	328	N	FIU	75 <b>83</b>									
197	A	Mercer	51 <b>80</b>	251	A	North Florida	60 <b>68</b>									

Non-Div I Games:      Montreat                      87    36                      Bluefield Col.                      69    45

Wofford

Loss, Non-Conf, S Site, H Home A Away N Neutral



Average RPI Win:	231	WON-LOST	WINNING	LAST 10	STRENGTH OF	OPP. STRENGTH	TEAM	ADJ.	CONF.	ADJ CONF.
Average RPI Loss:	63	RECORD	PCT. RANK	GAMES	SCHEDULE	OF SCHEDULE	RPI	RPI	RPI	RPI
DIV. I ONLY	16- 5	38	8- 2	291	115	104	104	12	12	
DIV. I NON-CONF.	9- 3	60	2- 0	325	157	135	135	13	13	
TOTALS	RPI 1-25	RPI 26-50	W-L RECORDS	RPI 51-100	RPI 101-150	RPI 150+				
16- 5	0- 1	0- 1	OVERALL	1- 2	2- 1	13- 0				
8- 2	0- 1	0- 1	HOME	1- 0	2- 0	5- 0				
6- 3	0- 0	0- 0	AWAY	0- 2	0- 1	6- 0				
2- 0	0- 0	0- 0	NEUTRAL	0- 0	0- 0	2- 0				
9- 3	0- 1	0- 0	NON-CONFERENCE	0- 1	1- 1	8- 0				
4- 1	0- 1	0- 0	HOME	0- 0	1- 0	3- 0				
3- 2	0- 0	0- 0	AWAY	0- 1	0- 1	3- 0				
2- 0	0- 0	0- 0	NEUTRAL	0- 0	0- 0	2- 0				
7- 2	0- 0	0- 1	CONFERENCE	1- 1	1- 0	5- 0				
4- 1	0- 0	0- 1	HOME	1- 0	1- 0	2- 0				
3- 1	0- 0	0- 0	AWAY	0- 1	0- 0	3- 0				
0- 0	0- 0	0- 0	NEUTRAL	0- 0	0- 0	0- 0				

RPI S	Opponent	Score	RPI S	Opponent	Score	RPI S	Opponent	Score	RPI S	Opponent	Score	Team's RPI: 104
14	H Dayton	76 79	27	H Green Bay	59 68	65	A Youngstown St.	70 75	115	H Cleveland St.	82 65	
						65	H Youngstown St.	92 55	125	A Butler	49 57	
						86	A Purdue	46 70	135	H Southern Ill.	70 50	
									171	A Northern Ky.	72 60	
									189	H Lamar	82 61	
									236	A Oakland	108 89	
									248	A Lipscomb	79 66	
									249	H Detroit	76 57	
									254	A Austin Peay	85 73	
									255	A Valparaiso	80 62	
									255	H Valparaiso	95 66	
									271	A Milwaukee	80 58	
									282	N UC Irvine	80 42	
									312	N Denver	72 63	
									321	H Murray St.	75 68	
									339	H Chicago St.	81 40	
LAST 12 Division I GAMES:												
255	H Valparaiso	95 66	271	A Milwaukee	80 58							
65	H Youngstown St.	92 55	249	H Detroit	76 57							
236	A Oakland	108 89	27	H Green Bay	59 68							
115	H Cleveland St.	82 65	171	A Northern Ky.	72 60							
65	A Youngstown St.	70 75	339	H Chicago St.	81 40							
255	A Valparaiso	80 62	86	A Purdue	46 70							

Non-Div I Games: Otterbein 104 51 Central St. (OH) 118 70

Wright St.

Average RPI Win:	249	WON-LOST	WINNING	LAST 10	STRENGTH OF	OPP. STRENGTH	TEAM	ADJ.	CONF.	ADJ CONF.
Average RPI Loss:	129	RECORD	PCT. RANK	GAMES	SCHEDULE	OF SCHEDULE	RPI	RPI	RPI	RPI
DIV. I ONLY	8- 11	223	5- 5	206	177	223	223	21	21	
DIV. I NON-CONF.	3- 5	214	0- 1	222	162	236	236	19	19	
TOTALS	RPI 1-25	RPI 26-50	W-L RECORDS	RPI 51-100	RPI 101-150	RPI 150+				
8- 11	0- 0	0- 3	OVERALL	0- 2	2- 1	6- 5				
4- 4	0- 0	0- 2	HOME	0- 1	0- 0	4- 1				
3- 6	0- 0	0- 0	AWAY	0- 1	2- 1	1- 4				
1- 1	0- 0	0- 1	NEUTRAL	0- 0	0- 0	1- 0				
3- 5	0- 0	0- 2	NON-CONFERENCE	0- 0	1- 1	2- 2				
1- 2	0- 0	0- 1	HOME	0- 0	0- 0	1- 1				
1- 2	0- 0	0- 0	AWAY	0- 0	1- 1	0- 1				
1- 1	0- 0	0- 1	NEUTRAL	0- 0	0- 0	1- 0				
5- 6	0- 0	0- 1	CONFERENCE	0- 2	1- 0	4- 3				
3- 2	0- 0	0- 1	HOME	0- 1	0- 0	3- 0				
2- 4	0- 0	0- 0	AWAY	0- 1	1- 0	1- 3				
0- 0	0- 0	0- 0	NEUTRAL	0- 0	0- 0	0- 0				

RPI S	Opponent	Score	RPI S	Opponent	Score	RPI S	Opponent	Score	RPI S	Opponent	Score	Team's RPI: 223
33	H Fresno St.	65 66	73	A Colorado St.	58 67	114	A Montana	60 54				
41	H Gonzaga	56 70	73	H Colorado St.	55 58	124	A Colorado	71 76				
42	N Iowa St.	63 84				132	A Boise St.	64 59				
						154	A New Mexico	54 60				
						204	A San Diego St.	54 57				
						208	H Idaho	66 77				
						209	A Montana St.	52 79				
						218	H San Jose St.	96 60				
						259	H Utah St.	86 51				
						261	A UNLV	55 58				
						269	A Nevada	61 45				
						312	H Denver	82 41				
						341	N Howard	67 53				
						347	H Air Force	74 51				
LAST 12 Division I GAMES:												
347	H Air Force	74 51	204	A San Diego St.	54 57							
73	A Colorado St.	58 67	132	A Boise St.	64 59							
269	A Nevada	61 45	73	H Colorado St.	55 58							
259	H Utah St.	86 51	218	H San Jose St.	96 60							
154	A New Mexico	54 60	261	A UNLV	55 58							
33	H Fresno St.	65 66	124	A Colorado	71 76							

Non-Div I Games: Western St. 104 29 South Dakota Mines 77 41

Wyoming

Loss, Non-Conf, S Site, H Home A Away N Neutral

**x  
a  
v  
i  
e  
r**

X  
a  
v  
i  
e  
r

Xavier

Page 347

Average RPI Win:	225	WON-LOST	WINNING	LAST 10	STRENGTH OF	OPP. STRENGTH	TEAM	ADJ.	CONF.	ADJ CONF.
Average RPI Loss:	102	RECORD	PCT. RANK	GAMES	SCHEDULE	OF SCHEDULE	RPI	RPI	RPI	RPI
DIV. I ONLY	11- 8	131	7- 3	137	142	103	103	9	9	
DIV. I NON-CONF.	6- 7	174	3- 3	137	140	148	148	11	11	
TOTALS	RPI 1-25	RPI 26-50	W-L RECORDS	RPI 51-100	RPI 101-150	RPI 150+				
11- 8	0- 3	0- 0	OVERALL	2- 1	0- 1	9- 3				
7- 1	0- 0	0- 0	HOME	2- 1	0- 0	5- 0				
4- 6	0- 3	0- 0	AWAY	0- 0	0- 0	4- 3				
0- 1	0- 0	0- 0	NEUTRAL	0- 0	0- 1	0- 0				
6- 7	0- 3	0- 0	NON-CONFERENCE	1- 1	0- 1	5- 2				
4- 1	0- 0	0- 0	HOME	1- 1	0- 0	3- 0				
2- 5	0- 3	0- 0	AWAY	0- 0	0- 0	2- 2				
0- 1	0- 0	0- 0	NEUTRAL	0- 0	0- 1	0- 0				
5- 1	0- 0	0- 0	CONFERENCE	1- 0	0- 0	4- 1				
3- 0	0- 0	0- 0	HOME	1- 0	0- 0	2- 0				
2- 1	0- 0	0- 0	AWAY	0- 0	0- 0	2- 1				
0- 0	0- 0	0- 0	NEUTRAL	0- 0	0- 0	0- 0				

RPI S	Opponent	Score	RPI S	Opponent	Score	RPI S	Opponent	Score	RPI S	Opponent	Score	Team's RPI: 103
11	A Arizona St.	51 69				82	H Maine	57 55	132	N Boise St.	53 59	
16	A Washington	51 81				83	H St. John's (NY)	50 61	156	A Bucknell	66 73	
22	A Oklahoma	54 71				88	H Cornell	60 53	159	A Harvard	55 65	
									174	A Dartmouth	60 46	
									188	H Holy Cross	83 70	
									229	A Brown	79 69	
									229	H Brown	66 49	
									240	A UMass Lowell	72 80	
									241	H Monmouth	62 58	
									291	H Columbia	55 47	
									296	H Boston U.	66 59	
									325	A Wagner	90 65	
									333	A Saint Peter's	53 45	
LAST 12 Division I GAMES:												
159	A Harvard	55 65	333	A Saint Peter's	53 45							
174	A Dartmouth	60 46	82	H Maine	57 55							
88	H Cornell	60 53	22	A Oklahoma	54 71							
291	H Columbia	55 47	11	A Arizona St.	51 69							
229	A Brown	79 69	156	A Bucknell	66 73							
229	H Brown	66 49	325	A Wagner	90 65							

Non-Div I Games: Alas. Anchorage 63 72

Yale

Average RPI Win:	195	WON-LOST	WINNING	LAST 10	STRENGTH OF	OPP. STRENGTH	TEAM	ADJ.	CONF.	ADJ CONF.
Average RPI Loss:	130	RECORD	PCT. RANK	GAMES	SCHEDULE	OF SCHEDULE	RPI	RPI	RPI	RPI
DIV. I ONLY	13- 7	89	4- 6	66	263	65	65	12	12	
DIV. I NON-CONF.	9- 2	35	1- 2	122	270	35	35	13	13	
TOTALS	RPI 1-25	RPI 26-50	W-L RECORDS	RPI 51-100	RPI 101-150	RPI 150+				
13- 7	0- 0	0- 2	OVERALL	1- 1	2- 1	10- 3				
6- 2	0- 0	0- 0	HOME	1- 0	2- 0	3- 2				
6- 5	0- 0	0- 2	AWAY	0- 1	0- 1	6- 1				
1- 0	0- 0	0- 0	NEUTRAL	0- 0	0- 0	1- 0				
9- 2	0- 0	0- 1	NON-CONFERENCE	1- 1	0- 0	8- 0				
3- 0	0- 0	0- 0	HOME	1- 0	0- 0	2- 0				
5- 2	0- 0	0- 1	AWAY	0- 1	0- 0	5- 0				
1- 0	0- 0	0- 0	NEUTRAL	0- 0	0- 0	1- 0				
4- 5	0- 0	0- 1	CONFERENCE	0- 0	2- 1	2- 3				
3- 2	0- 0	0- 0	HOME	0- 0	2- 0	1- 2				
1- 3	0- 0	0- 1	AWAY	0- 0	0- 1	1- 1				
0- 0	0- 0	0- 0	NEUTRAL	0- 0	0- 0	0- 0				

RPI S	Opponent	Score	RPI S	Opponent	Score	RPI S	Opponent	Score	RPI S	Opponent	Score
27	A Green Bay	43 66	27	A Green Bay	43 66	79	H Akron	75 62	104	A Wright St.	55 92
32	A Pittsburgh	52 78	32	A Pittsburgh	52 78	88	A Cornell	63 75	104	H Wright St.	75 70
									115	H Cleveland St.	79 65
									156	H Bucknell	69 54
									176	A Ill.-Chicago	69 66
									176	H Ill.-Chicago	63 66
									186	A Radford	70 44
									199	A Robert Morris	73 65
									225	A Tennessee St.	73 66
									231	N Nicholls St.	51 50
									236	A Oakland	82 85
									247	H Niagara	83 61
									249	H Detroit	58 59
									256	A Canisius	80 48
									271	H Milwaukee	87 64
									293	A Kent St.	68 49
LAST 12 Division I GAMES:											
176	H Ill.-Chicago	63 66	115	H Cleveland St.	79 65	27	A Green Bay	43 66			
104	A Wright St.	55 92				176	A Ill.-Chicago	69 66			
271	H Milwaukee	87 64	88	A Cornell	63 75	79	H Akron	75 62			
249	H Detroit	58 59	32	A Pittsburgh	52 78						
236	A Oakland	82 85									
104	H Wright St.	75 70									

Non-Div I Games: Oberlin 92 43 Ohio Valley 84 33

Youngstown St.

Loss, Non-Conf, S Site, H Home A Away N Neutral