

Average RPI Win:	258	WON-LOST	WINNING	LAST 10	STRENGTH OF	OPP. STRENGTH	TEAM	ADJ.	CONF.	ADJ CONF.
Average RPI Loss:	147	RECORD	PCT. RANK	GAMES	SCHEDULE	OF SCHEDULE	RPI	RPI	RPI	RPI
DIV. I ONLY	13- 6	66	8-2	267	265	114	114	23	23	
DIV. I NON-CONF.	3- 4	201	0	213	181	164	164	21	21	
TOTALS	RPI 1-25	RPI 26-50	W-L RECORDS	RPI 51-100	RPI 101-150	RPI 150+				
13- 6	0- 2	0- 0	OVERALL	0- 0	1- 1	12- 3				
5- 1	0- 0	0- 0	HOME	0- 0	0- 1	5- 0				
7- 5	0- 2	0- 0	AWAY	0- 0	1- 0	6- 3				
1- 0	0- 0	0- 0	NEUTRAL	0- 0	0- 0	1- 0				
3- 4	0- 2	0- 0	NON-CONFERENCE	0- 0	0- 0	3- 2				
1- 0	0- 0	0- 0	HOME	0- 0	0- 0	1- 0				
1- 4	0- 2	0- 0	AWAY	0- 0	0- 0	1- 2				
1- 0	0- 0	0- 0	NEUTRAL	0- 0	0- 0	1- 0				
10- 2	0- 0	0- 0	CONFERENCE	0- 0	1- 1	9- 1				
4- 1	0- 0	0- 0	HOME	0- 0	0- 1	4- 0				
6- 1	0- 0	0- 0	AWAY	0- 0	1- 0	5- 1				
0- 0	0- 0	0- 0	NEUTRAL	0- 0	0- 0	0- 0				

RPI 1-25				RPI 26-50				RPI 51-100				RPI 101+ Team's RPI: 114			
RPI	S	Opponent	Score	RPI	S	Opponent	Score	RPI	S	Opponent	Score	RPI	S	Opponent	Score
5	A	Missouri St.	51 79									106	H	SFA	44 66
16	A	Texas A&M	48 85									113	A	Abilene Christian	70 58
												167	A	New Orleans	83 53
												170	H	Sam Houston St.	57 54
												210	H	Central Ark.	67 47
												223	A	Southeastern La.	44 48
												229	H	Lamar University	49 39
												234	A	South Alabama	82 83
												285	N	Prairie View	64 52
												286	A	Incarnate Word	64 38
												291	H	Nicholls St.	55 49
												295	A	Texas St.	48 57
												306	A	UTRGV	59 54
												306	H	UTRGV	61 50
												323	A	Houston Baptist	75 65
												333	A	Northwestern St.	72 59
												334	A	McNeese	73 59
LAST 10 Division I															
				334	A	McNeese	73 59					229	H	Lamar University	49 39
				323	A	Houston Baptist	75 65					113	A	Abilene Christian	70 58
				170	H	Sam Houston St.	57 54					106	H	SFA	44 66
				286	A	Incarnate Word	64 38					223	A	Southeastern La.	44 48
				167	A	New Orleans	83 53					333	A	Northwestern St.	72 59

Non-Div I Games: UNKNOWN 75 55 Huston-Tillotson 63 49 Texas Wesleyan 90 52

A&M-Corpus Christi

Loss, Non-Conf, S Site, H Home A Away N Neutral

Average RPI Win:	235	WON-LOST	WINNING	LAST 10	STRENGTH OF	OPP. STRENGTH	TEAM	ADJ.	CONF.	ADJ CONF.
Average RPI Loss:	136	RECORD	PCT. RANK	GAMES	SCHEDULE	OF SCHEDULE	RPI	RPI	RPI	RPI
DIV. I ONLY	13- 4	39	7-3	274	231	113	113	23	23	
DIV. I NON-CONF.	4- 1	52	0	251	80	63	63	21	21	
TOTALS	RPI 1-25	RPI 26-50	W-L RECORDS	RPI 51-100	RPI 101-150	RPI 150+				
13- 4	0- 0	0- 1	OVERALL	0- 0	1- 2	12- 1				
6- 2	0- 0	0- 0	HOME	0- 0	0- 1	6- 1				
7- 2	0- 0	0- 1	AWAY	0- 0	1- 1	6- 0				
0- 0	0- 0	0- 0	NEUTRAL	0- 0	0- 0	0- 0				
4- 1	0- 0	0- 1	NON-CONFERENCE	0- 0	1- 0	3- 0				
2- 0	0- 0	0- 0	HOME	0- 0	0- 0	2- 0				
2- 1	0- 0	0- 1	AWAY	0- 0	1- 0	1- 0				
0- 0	0- 0	0- 0	NEUTRAL	0- 0	0- 0	0- 0				
9- 3	0- 0	0- 0	CONFERENCE	0- 0	0- 2	9- 1				
4- 2	0- 0	0- 0	HOME	0- 0	0- 1	4- 1				
5- 1	0- 0	0- 0	AWAY	0- 0	0- 1	5- 0				
0- 0	0- 0	0- 0	NEUTRAL	0- 0	0- 0	0- 0				

RPI 1-25			RPI 26-50			RPI 51-100			RPI 101+			Team's RPI: 113
RPI	S	Opponent	Score	RPI	S	Opponent	Score	RPI	S	Opponent	Score	
				38	A	Oklahoma	65 78					
								106	A	SFA	59 69	
								114	H	A&M-Corpus Christi	58 70	
								142	A	Portland	76 69	
								159	A	Wright St.	83 64	
								167	H	New Orleans	76 62	
								170	A	Sam Houston St.	81 73	
								210	A	Central Ark.	74 64	
								223	H	Southeastern La.	61 53	
								229	A	Lamar University	75 49	
								229	H	Lamar University	78 72	
								248	H	Tulsa	73 63	
								286	H	Incarnate Word	70 71	
								291	A	Nicholls St.	95 84	
								321	H	New Mexico St.	67 54	
								333	H	Northwestern St.	84 69	
								334	A	McNeese	90 73	
LAST 10 Division I												
				229	A	Lamar University	75 49	170	A	Sam Houston St.	81 73	
				333	H	Northwestern St.	84 69	223	H	Southeastern La.	61 53	
				286	H	Incarnate Word	70 71	114	H	A&M-Corpus Christi	58 70	
				106	A	SFA	59 69	334	A	McNeese	90 73	
				210	A	Central Ark.	74 64	229	H	Lamar University	78 72	

Non-Div I Games: Howard Payne 96 38 Schreiner 110 37 Southwest (NM) 104 52 McMurry 111 43
Abilene Christian

Loss, Non-Conf, S Site, H Home A Away N Neutral

Air Force

Through Games Of Feb. 8, 2020

Average RPI Win:	281	WON-LOST	WINNING	LAST 10	STRENGTH OF	OPP. STRENGTH	TEAM	ADJ.	CONF.	ADJ CONF.
Average RPI Loss:	188	RECORD	PCT. RANK	GAMES	SCHEDULE	OF SCHEDULE	RPI	RPI	RPI	RPI
DIV. I ONLY	4- 18	319	2-8	240	237	313	313	17	17	
DIV. I NON-CONF.	1- 9	326	0	265	247	337	337	23	23	
TOTALS	RPI 1-25	RPI 26-50	W-L RECORDS	RPI 51-100	RPI 101-150	RPI 150+				
4- 18	0- 0	0- 2	OVERALL	0- 1	0- 3	4- 12				
1- 9	0- 0	0- 0	HOME	0- 0	0- 2	1- 7				
3- 9	0- 0	0- 2	AWAY	0- 1	0- 1	3- 5				
0- 0	0- 0	0- 0	NEUTRAL	0- 0	0- 0	0- 0				
1- 9	0- 0	0- 2	NON-CONFERENCE	0- 0	0- 2	1- 5				
1- 3	0- 0	0- 0	HOME	0- 0	0- 2	1- 1				
0- 6	0- 0	0- 2	AWAY	0- 0	0- 0	0- 4				
0- 0	0- 0	0- 0	NEUTRAL	0- 0	0- 0	0- 0				
3- 9	0- 0	0- 0	CONFERENCE	0- 1	0- 1	3- 7				
0- 6	0- 0	0- 0	HOME	0- 0	0- 0	0- 6				
3- 3	0- 0	0- 0	AWAY	0- 1	0- 1	3- 1				
0- 0	0- 0	0- 0	NEUTRAL	0- 0	0- 0	0- 0				

RPI S	Opponent	Score	RPI S	Opponent	Score	RPI S	Opponent	Score	RPI S	Opponent	Score	Team's RPI: 313
29	A Arizona St.	56 87	63	A Fresno St.	52 61	121	H San Diego	59 70				
45	A Tennessee	54 81				124	A Boise St.	61 70				
						142	H Portland	56 72				
						152	H San Jose St.	60 68				
						176	H UNLV	60 67				
						194	H New Mexico	53 75				
						205	H Wyoming	63 65				
						232	A Cal St. Fullerton	70 79				
						235	A Northern Colo.	62 72				
						256	A Nevada	68 61				
						256	H Nevada	67 71				
						258	A San Diego St.	51 49				
						264	A Long Beach St.	68 74				
						268	A Colorado St.	40 60				
						277	A Utah St.	62 45				
						277	H Utah St.	52 53				
						297	A Navy	59 67				
						301	H Army West Point	66 68				
						332	H NJIT	68 48				
LAST 10 Division I												
258	A San Diego St.	51 49	268	A Colorado St.	40 60							
256	H Nevada	67 71	124	A Boise St.	61 70							
63	A Fresno St.	52 61	194	H New Mexico	53 75							
152	H San Jose St.	60 68	277	A Utah St.	62 45							
277	H Utah St.	52 53	176	H UNLV	60 67							

Non-Div I Games: Neb. Wesleyan 93 42

Air Force

■ Loss,
 ■ Non-Conf, S Site,
 ■ Home
 ■ Away
 N Neutral

Average RPI Win: 246	WON-LOST	WINNING	LAST 10	STRENGTH OF	OPP. STRENGTH	TEAM	ADJ.	CONF.	ADJ CONF.
Average RPI Loss: 114	RECORD	PCT. RANK	GAMES	SCHEDULE	OF SCHEDULE	RPI	RPI	RPI	RPI
DIV. I ONLY	10- 11	193	3-7	176	173	198	198	10	10
DIV. I NON-CONF.	7- 4	100	0	221	318	153	153	10	10
TOTALS	RPI 1-25	RPI 26-50	W-L RECORDS	RPI 51-100	RPI 101-150	RPI 150+			
10- 11	0- 1	0- 1	OVERALL	0- 2	1- 3	9- 4			
5- 5	0- 1	0- 1	HOME	0- 0	1- 1	4- 2			
3- 6	0- 0	0- 0	AWAY	0- 2	0- 2	3- 2			
2- 0	0- 0	0- 0	NEUTRAL	0- 0	0- 0	2- 0			
7- 4	0- 0	0- 1	NON-CONFERENCE	0- 0	1- 2	6- 1			
3- 2	0- 0	0- 1	HOME	0- 0	1- 1	2- 0			
2- 2	0- 0	0- 0	AWAY	0- 0	0- 1	2- 1			
2- 0	0- 0	0- 0	NEUTRAL	0- 0	0- 0	2- 0			
3- 7	0- 1	0- 0	CONFERENCE	0- 2	0- 1	3- 3			
2- 3	0- 1	0- 0	HOME	0- 0	0- 0	2- 2			
1- 4	0- 0	0- 0	AWAY	0- 2	0- 1	1- 1			
0- 0	0- 0	0- 0	NEUTRAL	0- 0	0- 0	0- 0			

RPI 1-25				RPI 26-50				RPI 51-100				RPI 101+ Team's RPI: 198			
RPI	S	Opponent	Score	RPI	S	Opponent	Score	RPI	S	Opponent	Score	RPI	S	Opponent	Score
18	H	Central Mich.	72 77	35	H	Michigan	71 80	53	A	Ohio	57 70	103	A	Butler	55 76
								73	A	Ball St.	52 60	105	H	Duquesne	63 88
												132	H	N.C. A&T	64 52
												149	A	Toledo	61 65
												161	H	Eastern Mich.	88 81
												166	H	Miami (OH)	70 62
												169	H	Northern Ill.	65 70
												177	A	Western Mich.	71 79
												177	H	Western Mich.	51 56
												196	A	Cleveland St.	62 66
												250	H	Youngstown St.	91 62
												251	A	Bowling Green	76 73
												255	N	Morgan St.	52 45
												293	N	Denver	88 72
												294	A	St. Bonaventure	63 54
												328	A	Detroit Mercy	81 60
												330	H	Purdue Fort Wayne	64 53
LAST 10 Division I															
				73	A	Ball St.	52 60	169	H	Northern Ill.	65 70				
				161	H	Eastern Mich.	88 81	149	A	Toledo	61 65				
				53	A	Ohio	57 70	251	A	Bowling Green	76 73				
				177	A	Western Mich.	71 79	177	H	Western Mich.	51 56				
				166	H	Miami (OH)	70 62	18	H	Central Mich.	72 77				

Non-Div I Games:

Akron

 Loss,
 Non-Conf,
 S Site,
 H Home
 A Away
N Neutral

Alabama

Through Games Of Feb. 8, 2020

Average RPI Win:	166	WON-LOST	WINNING	LAST 10	STRENGTH OF	OPP. STRENGTH	TEAM	ADJ.	CONF.	ADJ CONF.
Average RPI Loss:	48	RECORD	PCT. RANK	GAMES	SCHEDULE	OF SCHEDULE	RPI	RPI	RPI	RPI
DIV. I ONLY	13- 10	134	3-7	19	73	65	65	4	4	
DIV. I NON-CONF.	10- 3	58	0	90	169	62	62	5	5	
TOTALS	RPI 1-25	RPI 26-50	W-L RECORDS	RPI 51-100	RPI 101-150	RPI 150+				
13- 10	0- 3	0- 5	OVERALL	3- 1	4- 0	6- 1				
7- 6	0- 2	0- 3	HOME	2- 0	2- 0	3- 1				
5- 3	0- 1	0- 2	AWAY	0- 0	2- 0	3- 0				
1- 1	0- 0	0- 0	NEUTRAL	1- 1	0- 0	0- 0				
10- 3	0- 0	0- 1	NON-CONFERENCE	3- 1	2- 0	5- 1				
6- 2	0- 0	0- 1	HOME	2- 0	1- 0	3- 1				
3- 0	0- 0	0- 0	AWAY	0- 0	1- 0	2- 0				
1- 1	0- 0	0- 0	NEUTRAL	1- 1	0- 0	0- 0				
3- 7	0- 3	0- 4	CONFERENCE	0- 0	2- 0	1- 0				
1- 4	0- 2	0- 2	HOME	0- 0	1- 0	0- 0				
2- 3	0- 1	0- 2	AWAY	0- 0	1- 0	1- 0				
0- 0	0- 0	0- 0	NEUTRAL	0- 0	0- 0	0- 0				

RPI 1-25				RPI 26-50				RPI 51-100				Team's RPI: 65	RPI 101+			
RPI	S	Opponent	Score	RPI	S	Opponent	Score	RPI	S	Opponent	Score		RPI	S	Opponent	Score
2	H	South Carolina	78 93	26	A	Kentucky	62 66	52	N	UNI	87 77		104	H	Vanderbilt	98 61
16	H	Texas A&M	74 79	26	H	Kentucky	71 81	67	H	North Carolina	83 77		120	A	Auburn	75 48
21	A	LSU	60 71	41	H	Arkansas	48 66	82	N	Southern California	57 60		129	H	Bethune-Cookman	60 49
				45	A	Tennessee	63 65	84	H	Colgate	72 52		145	A	Tulane	66 56
				48	H	Iowa St.	66 75						173	H	Hampton	61 64
													186	A	Clemson	67 54
													213	H	Radford	85 51
													223	H	Southeastern La.	87 50
													234	A	South Alabama	74 62
													278	A	Ole Miss	57 56
													317	H	Mercer	111 56
LAST 10 Division I																
26	A	Kentucky	62 66	45	A	Tennessee	63 65									
278	A	Ole Miss	57 56	120	A	Auburn	75 48									
41	H	Arkansas	48 66	26	H	Kentucky	71 81									
104	H	Vanderbilt	98 61	2	H	South Carolina	78 93									
16	H	Texas A&M	74 79	21	A	LSU	60 71									

Non-Div I Games:

Alabama

■ Loss,
 ■ Non-Conf, S Site,
 ■ Home
 ■ Away
 N Neutral

Average RPI Win:	315	WON-LOST	WINNING	LAST 10	STRENGTH OF	OPP. STRENGTH	TEAM	ADJ.	CONF.	ADJ CONF.
Average RPI Loss:	173	RECORD	PCT. RANK	GAMES	SCHEDULE	OF SCHEDULE	RPI	RPI	RPI	RPI
DIV. I ONLY	10- 11	193	6-4	345	335	271	271	32	32	
DIV. I NON-CONF.	4- 7	225	0	240	290	220	220	30	30	
TOTALS	RPI 1-25	RPI 26-50	W-L RECORDS	RPI 51-100	RPI 101-150	RPI 150+				
10- 11	0- 0	0- 0	OVERALL	0- 3	0- 1	10- 7				
3- 3	0- 0	0- 0	HOME	0- 1	0- 1	3- 1				
6- 7	0- 0	0- 0	AWAY	0- 2	0- 0	6- 5				
1- 1	0- 0	0- 0	NEUTRAL	0- 0	0- 0	1- 1				
4- 7	0- 0	0- 0	NON-CONFERENCE	0- 3	0- 0	4- 4				
0- 2	0- 0	0- 0	HOME	0- 1	0- 0	0- 1				
4- 4	0- 0	0- 0	AWAY	0- 2	0- 0	4- 2				
0- 1	0- 0	0- 0	NEUTRAL	0- 0	0- 0	0- 1				
6- 4	0- 0	0- 0	CONFERENCE	0- 0	0- 1	6- 3				
3- 1	0- 0	0- 0	HOME	0- 0	0- 1	3- 0				
2- 3	0- 0	0- 0	AWAY	0- 0	0- 0	2- 3				
1- 0	0- 0	0- 0	NEUTRAL	0- 0	0- 0	1- 0				

RPI 1-25			RPI 26-50			RPI 51-100			RPI 101+ Team's RPI: 271		
RPI	S	Opponent	Score	RPI	S	Opponent	Score	RPI	S	Opponent	Score
						66 A Nebraska	46 68	115 H Texas Southern		58 65	
						83 A Cincinnati	47 62	154 N North Ala.		65 80	
						93 H North Florida	64 73	157 A Jackson St.		53 67	
								163 A Memphis		71 79	
								193 H Austin Peay		61 67	
								238 A Southern U.		46 55	
								258 A San Diego St.		61 53	
								285 H Prairie View		54 44	
								290 A California Baptist		55 60	
								293 A Denver		86 83	
								316 A Georgia St.		67 52	
								318 A Alcorn		74 67	
								325 A Ark.-Pine Bluff		65 52	
								325 H Ark.-Pine Bluff		74 55	
								331 N Alabama St.		75 48	
								347 A Florida A&M		77 53	
								349 A Grambling		59 69	
								351 H Mississippi Val.		68 48	
LAST 10 Division I											
325 A		Ark.-Pine Bluff	65 52	331 N		Alabama St.	75 48				
285 H		Prairie View	54 44	351 H		Mississippi Val.	68 48				
115 H		Texas Southern	58 65	325 H		Ark.-Pine Bluff	74 55				
238 A		Southern U.	46 55	157 A		Jackson St.	53 67				
318 A		Alcorn	74 67	349 A		Grambling	59 69				

Non-Div I Games:

Alabama A&M

■ Loss,
 ■ Non-Conf,
 ■ S Site,
 ■ Home
 ■ A Away
 N Neutral

Average RPI Win:	338	WON-LOST	WINNING	LAST 10	STRENGTH OF	OPP. STRENGTH	TEAM	ADJ.	CONF.	ADJ CONF.
Average RPI Loss:	181	RECORD	PCT. RANK	GAMES	SCHEDULE	OF SCHEDULE	RPI	RPI	RPI	RPI
DIV. I ONLY	4- 15	315	3-7	322	292	331	331	32	32	
DIV. I NON-CONF.	1- 8	322	0	98	50	288	288	30	30	
TOTALS	RPI 1-25	RPI 26-50	W-L RECORDS	RPI 51-100	RPI 101-150	RPI 150+				
4- 15	0- 2	0- 0	OVERALL	0- 1	0- 2	4- 10				
2- 5	0- 0	0- 0	HOME	0- 0	0- 1	2- 4				
2- 9	0- 2	0- 0	AWAY	0- 1	0- 1	2- 5				
0- 1	0- 0	0- 0	NEUTRAL	0- 0	0- 0	0- 1				
1- 8	0- 2	0- 0	NON-CONFERENCE	0- 1	0- 1	1- 4				
1- 2	0- 0	0- 0	HOME	0- 0	0- 0	1- 2				
0- 6	0- 2	0- 0	AWAY	0- 1	0- 1	0- 2				
0- 0	0- 0	0- 0	NEUTRAL	0- 0	0- 0	0- 0				
3- 7	0- 0	0- 0	CONFERENCE	0- 0	0- 1	3- 6				
1- 3	0- 0	0- 0	HOME	0- 0	0- 1	1- 2				
2- 3	0- 0	0- 0	AWAY	0- 0	0- 0	2- 3				
0- 1	0- 0	0- 0	NEUTRAL	0- 0	0- 0	0- 1				

RPI 1-25				RPI 26-50				RPI 51-100				RPI 101+ Team's RPI: 331			
RPI	S	Opponent	Score	RPI	S	Opponent	Score	RPI	S	Opponent	Score	RPI	S	Opponent	Score
2	A	South Carolina	43 103					75	A	South Fla.	29 80	115	H	Texas Southern	54 81
20	A	DePaul	76 105									122	A	Wisconsin	67 85
												154	H	North Ala.	60 81
												157	A	Jackson St.	62 94
												172	H	Samford	48 83
												186	A	Clemson	43 76
												238	A	Southern U.	47 69
												271	N	Alabama A&M	48 75
												278	A	Ole Miss	66 93
												285	H	Prairie View	59 62
												299	H	Jacksonville St.	68 63
												318	A	Alcorn	63 73
												325	H	Ark.-Pine Bluff	62 73
												349	A	Grambling	73 59
												351	A	Mississippi Val.	66 61
												351	H	Mississippi Val.	77 64
LAST 10 Division I															
351	A	Mississippi Val.	66 61	271	N	Alabama A&M	48 75								
115	H	Texas Southern	54 81	325	H	Ark.-Pine Bluff	62 73								
285	H	Prairie View	59 62	351	H	Mississippi Val.	77 64								
318	A	Alcorn	63 73	349	A	Grambling	73 59								
238	A	Southern U.	47 69	157	A	Jackson St.	62 94								

Non-Div I Games: Mobile 76 66 Paine 84 58

Alabama St.

■ Loss,
 ■ Non-Conf,
 ■ S Site,
 ■ Home
 ■ A Away
 N Neutral

Albany (NY)

Through Games Of Feb. 8, 2020

Average RPI Win:	284	WON-LOST	WINNING	LAST 10	STRENGTH OF	OPP. STRENGTH	TEAM	ADJ.	CONF.	ADJ CONF.
Average RPI Loss:	206	RECORD	PCT. RANK	GAMES	SCHEDULE	OF SCHEDULE	RPI	RPI	RPI	RPI
DIV. I ONLY	7- 15	271	4-6	301	326	309	309	28	28	
DIV. I NON-CONF.	3- 9	279	0	326	287	328	328	28	28	
TOTALS	RPI 1-25	RPI 26-50	W-L RECORDS	RPI 51-100	RPI 101-150	RPI 150+				
7- 15	0- 0	0- 0	OVERALL	0- 3	0- 2	7- 10				
4- 7	0- 0	0- 0	HOME	0- 1	0- 2	4- 4				
3- 8	0- 0	0- 0	AWAY	0- 2	0- 0	3- 6				
0- 0	0- 0	0- 0	NEUTRAL	0- 0	0- 0	0- 0				
3- 9	0- 0	0- 0	NON-CONFERENCE	0- 2	0- 2	3- 5				
1- 5	0- 0	0- 0	HOME	0- 0	0- 2	1- 3				
2- 4	0- 0	0- 0	AWAY	0- 2	0- 0	2- 2				
0- 0	0- 0	0- 0	NEUTRAL	0- 0	0- 0	0- 0				
4- 6	0- 0	0- 0	CONFERENCE	0- 1	0- 0	4- 5				
3- 2	0- 0	0- 0	HOME	0- 1	0- 0	3- 1				
1- 4	0- 0	0- 0	AWAY	0- 0	0- 0	1- 4				
0- 0	0- 0	0- 0	NEUTRAL	0- 0	0- 0	0- 0				

RPI S	Opponent	Score	RPI S	Opponent	Score	RPI S	Opponent	Score	RPI S	Opponent	Score	Team's RPI: 309
						77	H Stony Brook	53 73	135	H Cornell	51 71	
						81	A Marist	52 76	150	H Boston U.	58 60	
						99	A Syracuse	53 75	156	H Lafayette	47 54	
									164	H Columbia	82 78	
									191	A Binghamton	42 58	
									191	H Binghamton	56 53	
									215	A UMass Lowell	51 53	
									237	A Maine	49 60	
									257	H New Hampshire	47 48	
									274	A Siena	46 52	
									284	H Monmouth	41 53	
									296	H UMBC	56 51	
									305	A Vermont	36 52	
									305	H Vermont	58 49	
									311	H St. Francis Brooklyn	41 49	
									319	A Bryant	55 68	
									339	A Canisius	70 53	
									344	A Central Conn. St.	73 63	
									348	A Hartford	68 63	
LAST 10 Division I												
191	A Binghamton	42 58	77	H Stony Brook	53 73							
305	A Vermont	36 52	257	H New Hampshire	47 48							
296	H UMBC	56 51	237	A Maine	49 60							
348	A Hartford	68 63	191	H Binghamton	56 53							
215	A UMass Lowell	51 53	305	H Vermont	58 49							

Non-Div I Games: FDU-Florham 81 21

Albany (NY)

Loss, Non-Conf, S Site, H Home A Away N Neutral

A l c o r n

A
l
c
o
r
n

Page 9

■ Loss, ■ Non-Conf, S Site, H Home A Away N Neutral

Average RPI Win: 190	WON-LOST	WINNING	LAST 10	STRENGTH OF	OPP. STRENGTH	TEAM	ADJ.	CONF.	ADJ CONF.
Average RPI Loss: 130	RECORD	PCT. RANK	GAMES	SCHEDULE	OF SCHEDULE	RPI	RPI	RPI	RPI
DIV. I ONLY	9- 12	222	4-6	115	152	175	175	15	15
DIV. I NON-CONF.	4- 6	212	0	162	106	201	201	15	15
TOTALS	RPI 1-25	RPI 26-50	W-L RECORDS	RPI 51-100	RPI 101-150	RPI 150+			
9- 12	0- 0	0- 0	OVERALL	2- 4	1- 4	6- 4			
6- 3	0- 0	0- 0	HOME	2- 1	0- 1	4- 1			
3- 8	0- 0	0- 0	AWAY	0- 3	1- 2	2- 3			
0- 1	0- 0	0- 0	NEUTRAL	0- 0	0- 1	0- 0			
4- 6	0- 0	0- 0	NON-CONFERENCE	1- 2	0- 1	3- 3			
3- 1	0- 0	0- 0	HOME	1- 1	0- 0	2- 0			
1- 4	0- 0	0- 0	AWAY	0- 1	0- 0	1- 3			
0- 1	0- 0	0- 0	NEUTRAL	0- 0	0- 1	0- 0			
5- 6	0- 0	0- 0	CONFERENCE	1- 2	1- 3	3- 1			
3- 2	0- 0	0- 0	HOME	1- 0	0- 1	2- 1			
2- 4	0- 0	0- 0	AWAY	0- 2	1- 2	1- 0			
0- 0	0- 0	0- 0	NEUTRAL	0- 0	0- 0	0- 0			

RPI S	Opponent	Score	RPI S	Opponent	Score	RPI S	Opponent	Score	RPI S	Opponent	Score	Team's RPI: 175
						51	H Minnesota	53 70	111	N Buffalo	55 73	
						53	A Ohio	69 81	125	A Lehigh	64 56	
						74	A Bucknell	43 68	125	H Lehigh	63 64	
						84	A Colgate	62 63	140	A Holy Cross	59 72	
						84	H Colgate	63 61	150	A Boston U.	44 59	
						92	H Villanova	76 54	153	H George Washington	66 53	
									156	H Lafayette	52 67	
									188	H High Point	56 48	
									189	A Towson	60 63	
									209	A Saint Joseph's	51 72	
									213	A Radford	59 55	
									217	A George Mason	55 73	
									254	H Loyola Maryland	63 44	
									301	A Army West Point	67 62	
									301	H Army West Point	73 57	
LAST 10 Division I												
			301	A Army West Point	67 62				140	A Holy Cross	59 72	
			156	H Lafayette	52 67				74	A Bucknell	43 68	
			125	A Lehigh	64 56				125	H Lehigh	63 64	
			84	A Colgate	62 63				301	H Army West Point	73 57	
			254	H Loyola Maryland	63 44				150	A Boston U.	44 59	

Non-Div I Games:

American

 Loss,
 Non-Conf,
 S Site,
 H Home
 A Away
N Neutral

Average RPI Win:	304	WON-LOST	WINNING	LAST 10	STRENGTH OF	OPP. STRENGTH	TEAM	ADJ.	CONF.	ADJ CONF.
Average RPI Loss:	142	RECORD	PCT. RANK	GAMES	SCHEDULE	OF SCHEDULE	RPI	RPI	RPI	RPI
DIV. I ONLY	7- 15	271	4-6	169	219	252	252	21	21	
DIV. I NON-CONF.	3- 8	268	0	146	230	243	243	19	19	
TOTALS	RPI 1-25	RPI 26-50	W-L RECORDS	RPI 51-100	RPI 101-150	RPI 150+				
7- 15	0- 1	0- 1	OVERALL	0- 2	0- 5	7- 6				
4- 4	0- 0	0- 0	HOME	0- 1	0- 1	4- 2				
2- 10	0- 1	0- 1	AWAY	0- 1	0- 3	2- 4				
1- 1	0- 0	0- 0	NEUTRAL	0- 0	0- 1	1- 0				
3- 8	0- 1	0- 1	NON-CONFERENCE	0- 0	0- 3	3- 3				
1- 2	0- 0	0- 0	HOME	0- 0	0- 0	1- 2				
1- 5	0- 1	0- 1	AWAY	0- 0	0- 2	1- 1				
1- 1	0- 0	0- 0	NEUTRAL	0- 0	0- 1	1- 0				
4- 7	0- 0	0- 0	CONFERENCE	0- 2	0- 2	4- 3				
3- 2	0- 0	0- 0	HOME	0- 1	0- 1	3- 0				
1- 5	0- 0	0- 0	AWAY	0- 1	0- 1	1- 3				
0- 0	0- 0	0- 0	NEUTRAL	0- 0	0- 0	0- 0				

RPI 1-25				RPI 26-50				RPI 51-100				RPI 101+ Team's RPI: 252			
RPI	S	Opponent	Score	RPI	S	Opponent	Score	RPI	S	Opponent	Score	RPI	S	Opponent	Score
2	A	South Carolina	50 92	35	A	Michigan	35 62	61	A	Troy	55 84	102	A	VCU	38 66
								100	H	Coastal Caro.	53 80	127	A	UT Arlington	44 63
												127	H	UT Arlington	60 82
												129	N	Bethune-Cookman	44 61
												144	A	Elon	66 67
												151	A	UNC Greensboro	47 54
												183	A	Little Rock	63 68
												225	H	Gardner-Webb	56 67
												234	A	South Alabama	66 81
												240	A	Arkansas St.	58 76
												265	A	Wofford	54 51
												269	H	ETSU	61 67
												295	A	Texas St.	59 47
												295	H	Texas St.	73 65
												298	H	Ga. Southern	83 75
												316	H	Georgia St.	65 37
												317	H	Mercer	77 68
												339	N	Canisius	74 57
LAST 10 Division I															
295	A	Texas St.	59 47	100	H	Coastal Caro.	53 80								
127	A	UT Arlington	44 63	240	A	Arkansas St.	58 76								
298	H	Ga. Southern	83 75	295	H	Texas St.	73 65								
316	H	Georgia St.	65 37	127	H	UT Arlington	60 82								
183	A	Little Rock	63 68	61	A	Troy	55 84								

Non-Div I Games:

Appalachian St.

■ Loss,
 ■ Non-Conf,
 ■ S Site,
 ■ Home
 ■ A Away
 N Neutral

Arizona

Through Games Of Feb. 8, 2020

Average RPI Win:	173	WON-LOST	WINNING	LAST 10	STRENGTH OF	OPP. STRENGTH	TEAM	ADJ.	CONF.	ADJ CONF.
Average RPI Loss:	3	RECORD	PCT. RANK	GAMES	SCHEDULE	OF SCHEDULE	RPI	RPI	RPI	RPI
DIV. I ONLY	18- 4	26	6-4	55	53	24	24	1	1	
DIV. I NON-CONF.	11- 0	1	0	328	283	78	78	1	1	
TOTALS	RPI 1-25	RPI 26-50	W-L RECORDS	RPI 51-100	RPI 101-150	RPI 150+				
18- 4	1- 4	3- 0	OVERALL	3- 0	1- 0	10- 0				
10- 2	1- 2	1- 0	HOME	1- 0	0- 0	7- 0				
8- 2	0- 2	2- 0	AWAY	2- 0	1- 0	3- 0				
0- 0	0- 0	0- 0	NEUTRAL	0- 0	0- 0	0- 0				
11- 0	0- 0	1- 0	NON-CONFERENCE	0- 0	0- 0	10- 0				
7- 0	0- 0	0- 0	HOME	0- 0	0- 0	7- 0				
4- 0	0- 0	1- 0	AWAY	0- 0	0- 0	3- 0				
0- 0	0- 0	0- 0	NEUTRAL	0- 0	0- 0	0- 0				
7- 4	1- 4	2- 0	CONFERENCE	3- 0	1- 0	0- 0				
3- 2	1- 2	1- 0	HOME	1- 0	0- 0	0- 0				
4- 2	0- 2	1- 0	AWAY	2- 0	1- 0	0- 0				
0- 0	0- 0	0- 0	NEUTRAL	0- 0	0- 0	0- 0				

RPI	S	Opponent	Score	RPI	S	Opponent	Score	RPI	S	Opponent	Score	RPI	S	Opponent	Score
1	A	Oregon	52 85	29	A	Arizona St.	58 53	82	A	Southern California	65 57	139	A	Washington	66 58
1	H	Oregon	64 71	29	H	Arizona St.	59 53	82	H	Southern California	73 57	174	A	Montana	77 42
4	A	UCLA	58 70	34	A	Texas	83 58	86	A	Washington St.	74 67	206	H	Santa Clara	65 52
4	H	UCLA	92 66									211	A	UTEP	54 43
7	H	Oregon St.	61 63									218	H	North Dakota	74 42
												272	H	UC Santa Barbara	61 42
												284	H	Monmouth	86 34
												285	H	Prairie View	83 48
												288	H	UC Riverside	70 27
												340	H	Tennessee St.	77 42
												350	A	Chicago St.	82 50
LAST 10 Division I															
1	A	Oregon	52 85	86	A	Washington St.	74 67	1	H	Oregon	64 71				
82	H	Southern California	73 57	7	H	Oregon St.	61 63	4	A	UCLA	58 70				
4	H	UCLA	92 66	29	H	Arizona St.	59 53	82	A	Southern California	65 57				
29	H	Arizona St.	59 53												
139	A	Washington	66 58												

Non-Div I Games:

Arizona

Loss, Non-Conf, S Site, H Home A Away N Neutral

Average RPI Win:	153	WON-LOST	WINNING	LAST 10	STRENGTH OF	OPP. STRENGTH	TEAM	ADJ.	CONF.	ADJ CONF.
Average RPI Loss:	21	RECORD	PCT. RANK	GAMES	SCHEDULE	OF SCHEDULE	RPI	RPI	RPI	RPI
DIV. I ONLY	16- 7	63	6-4	23	22	29	29	1	1	
DIV. I NON-CONF.	10- 2	29	0	219	113	64	64	1	1	
TOTALS	RPI 1-25	RPI 26-50	W-L RECORDS	RPI 51-100	RPI 101-150	RPI 150+				
16- 7	2- 5	1- 1	OVERALL	5- 1	1- 0	7- 0				
10- 2	2- 2	1- 0	HOME	2- 0	0- 0	5- 0				
4- 4	0- 3	0- 0	AWAY	2- 1	1- 0	1- 0				
2- 1	0- 0	0- 1	NEUTRAL	1- 0	0- 0	1- 0				
10- 2	0- 0	1- 1	NON-CONFERENCE	2- 1	0- 0	7- 0				
7- 0	0- 0	1- 0	HOME	1- 0	0- 0	5- 0				
1- 1	0- 0	0- 0	AWAY	0- 1	0- 0	1- 0				
2- 1	0- 0	0- 1	NEUTRAL	1- 0	0- 0	1- 0				
6- 5	2- 5	0- 0	CONFERENCE	3- 0	1- 0	0- 0				
3- 2	2- 2	0- 0	HOME	1- 0	0- 0	0- 0				
3- 3	0- 3	0- 0	AWAY	2- 0	1- 0	0- 0				
0- 0	0- 0	0- 0	NEUTRAL	0- 0	0- 0	0- 0				

RPI S	Opponent	Score	RPI S	Opponent	Score	RPI S	Opponent	Score	RPI S	Opponent	Score
1	H Oregon	72 66	31	H Creighton	70 55	51	A Minnesota	66 80	139	A Washington	67 50
4	A UCLA	66 68	33	N Purdue	52 59	62	N Middle Tenn.	61 60	194	H New Mexico	84 47
4	H UCLA	61 70				72	H BYU	60 52	200	H Idaho St.	74 69
7	A Oregon St.	62 64				82	A Southern California	63 54	237	N Maine	57 31
7	H Oregon St.	55 47				82	H Southern California	76 75	301	H Army West Point	83 51
24	A Arizona	53 59				86	A Washington St.	65 56	312	H Cal Poly	66 41
24	H Arizona	53 58							313	H Air Force	87 56
									321	A New Mexico St.	70 47
LAST 10 Division I											
7	A Oregon St.	62 64	139	A Washington	67 50						
4	H UCLA	61 70	7	H Oregon St.	55 47						
82	H Southern California	76 75	1	H Oregon	72 66						
24	A Arizona	53 59	82	A Southern California	63 54						
86	A Washington St.	65 56	4	A UCLA	66 68						

Non-Div I Games:

Arizona St.

Average RPI Win:	344	WON-LOST	WINNING	LAST 10	STRENGTH OF	OPP. STRENGTH	TEAM	ADJ.	CONF.	ADJ CONF.
Average RPI Loss:	180	RECORD	PCT. RANK	GAMES	SCHEDULE	OF SCHEDULE	RPI	RPI	RPI	RPI
DIV. I ONLY	3- 16	323	3-7	278	319	325	325	32	32	
DIV. I NON-CONF.	0- 9	338	0	80	147	314	314	30	30	
TOTALS	RPI 1-25	RPI 26-50	W-L RECORDS	RPI 51-100	RPI 101-150	RPI 150+				
3- 16	0- 0	0- 2	OVERALL	0- 2	0- 3	3- 9				
1- 4	0- 0	0- 0	HOME	0- 0	0- 0	1- 4				
2- 12	0- 0	0- 2	AWAY	0- 2	0- 3	2- 5				
0- 0	0- 0	0- 0	NEUTRAL	0- 0	0- 0	0- 0				
0- 9	0- 0	0- 2	NON-CONFERENCE	0- 2	0- 2	0- 3				
0- 0	0- 0	0- 0	HOME	0- 0	0- 0	0- 0				
0- 9	0- 0	0- 2	AWAY	0- 2	0- 2	0- 3				
0- 0	0- 0	0- 0	NEUTRAL	0- 0	0- 0	0- 0				
3- 7	0- 0	0- 0	CONFERENCE	0- 0	0- 1	3- 6				
1- 4	0- 0	0- 0	HOME	0- 0	0- 0	1- 4				
2- 3	0- 0	0- 0	AWAY	0- 0	0- 1	2- 2				
0- 0	0- 0	0- 0	NEUTRAL	0- 0	0- 0	0- 0				

RPI 1-25				RPI 26-50				RPI 51-100				RPI 101+				Team's RPI: 325	
RPI	S	Opponent	Score	RPI	S	Opponent	Score	RPI	S	Opponent	Score	RPI	S	Opponent	Score		
				45	A	Tennessee	51 92	86	A	Washington St.	56 85	115	A	Texas Southern	77 78		
				48	A	Iowa St.	40 90	100	A	Coastal Caro.	69 76	146	A	Wichita St.	50 100		
												147	A	Texas Tech	55 81		
												157	H	Jackson St.	44 56		
												180	A	Illinois	50 65		
												233	A	Milwaukee	55 69		
												238	H	Southern U.	43 70		
												240	A	Arkansas St.	60 81		
												271	A	Alabama A&M	55 74		
												271	H	Alabama A&M	52 65		
												285	A	Prairie View	51 61		
												318	H	Alcorn	75 77		
												331	A	Alabama St.	73 62		
												349	H	Grambling	84 79		
												351	A	Mississippi Val.	80 77		
LAST 10 Division I																	
				271	H	Alabama A&M	52 65	318	H	Alcorn	75 77						
				157	H	Jackson St.	44 56	238	H	Southern U.	43 70						
				349	H	Grambling	84 79	331	A	Alabama St.	73 62						
				115	A	Texas Southern	77 78	271	A	Alabama A&M	55 74						
				285	A	Prairie View	51 61	351	A	Mississippi Val.	80 77						

Non-Div I Games: Philander Smith 66 54

Ark.-Pine Bluff

■ Loss,
 ■ Non-Conf,
 ■ S Site,
 ■ Home
 ■ A Away
 N Neutral

Arkansas

Through Games Of Feb. 8, 2020

Average RPI Win:	150	WON-LOST	WINNING	LAST 10	STRENGTH OF	OPP. STRENGTH	TEAM	ADJ.	CONF.	ADJ CONF.
Average RPI Loss:	49	RECORD	PCT. RANK	GAMES	SCHEDULE	OF SCHEDULE	RPI	RPI	RPI	RPI
DIV. I ONLY	18- 5	37	6-4	92	21	41	41	4	4	
DIV. I NON-CONF.	12- 1	9	0	177	132	33	33	5	5	
TOTALS	RPI 1-25	RPI 26-50	W-L RECORDS	RPI 51-100	RPI 101-150	RPI 150+				
18- 5	0- 3	0- 0	OVERALL	5- 1	7- 1	6- 0				
12- 3	0- 2	0- 0	HOME	3- 1	3- 0	6- 0				
4- 2	0- 1	0- 0	AWAY	1- 0	3- 1	0- 0				
2- 0	0- 0	0- 0	NEUTRAL	1- 0	1- 0	0- 0				
12- 1	0- 0	0- 0	NON-CONFERENCE	4- 0	2- 1	6- 0				
10- 0	0- 0	0- 0	HOME	3- 0	1- 0	6- 0				
0- 1	0- 0	0- 0	AWAY	0- 0	0- 1	0- 0				
2- 0	0- 0	0- 0	NEUTRAL	1- 0	1- 0	0- 0				
6- 4	0- 3	0- 0	CONFERENCE	1- 1	5- 0	0- 0				
2- 3	0- 2	0- 0	HOME	0- 1	2- 0	0- 0				
4- 1	0- 1	0- 0	AWAY	1- 0	3- 0	0- 0				
0- 0	0- 0	0- 0	NEUTRAL	0- 0	0- 0	0- 0				

RPI 1-25				RPI 26-50		Team's RPI: 41		RPI 51-100				RPI 101+			
RPI	S	Opponent	Score	RPI	S	Opponent	Score	RPI	S	Opponent	Score	RPI	S	Opponent	Score
2	A	South Carolina	82 91					58	H	Belmont	91 60	104	A	Vanderbilt	100 66
2	H	South Carolina	65 86					65	A	Alabama	66 48	119	H	Florida	79 57
16	H	Texas A&M	77 84					71	H	UT Martin	96 46	120	A	Auburn	86 70
								77	H	Stony Brook	88 58	122	N	Wisconsin	68 64
								89	H	Georgia	55 64	123	H	Kansas St.	81 72
								95	N	Fordham	71 59	131	A	Missouri	85 81
												131	H	Missouri	90 73
												134	A	California	80 84
												167	H	New Orleans	82 52
												183	H	Little Rock	86 53
												222	H	Oral Roberts	96 64
												248	H	Tulsa	91 41
												333	H	Northwestern St.	99 39
												334	H	McNeese	101 58
LAST 10 Division I															
2	H	South Carolina	65 86	104	A	Vanderbilt	100 66								
131	A	Missouri	85 81	131	H	Missouri	90 73								
65	A	Alabama	66 48	2	A	South Carolina	82 91								
119	H	Florida	79 57	120	A	Auburn	86 70								
89	H	Georgia	55 64	16	H	Texas A&M	77 84								

Non-Div I Games:

Arkansas

■ Loss,
 ■ Non-Conf,
 ■ S Site,
 ■ H Home
 ■ A Away
 N Neutral

Average RPI Win:	274	WON-LOST	WINNING	LAST 10	STRENGTH OF	OPP. STRENGTH	TEAM	ADJ.	CONF.	ADJ CONF.
Average RPI Loss:	175	RECORD	PCT. RANK	GAMES	SCHEDULE	OF SCHEDULE	RPI	RPI	RPI	RPI
DIV. I ONLY	8- 13	241	6-4	243	257	240	240	21	21	
DIV. I NON-CONF.	2- 8	295	0	114	241	250	250	19	19	
TOTALS	RPI 1-25	RPI 26-50	W-L RECORDS	RPI 51-100	RPI 101-150	RPI 150+				
8- 13	0- 2	0- 0	OVERALL	1- 0	0- 3	7- 8				
5- 1	0- 0	0- 0	HOME	1- 0	0- 1	4- 0				
3- 11	0- 2	0- 0	AWAY	0- 0	0- 1	3- 8				
0- 1	0- 0	0- 0	NEUTRAL	0- 0	0- 1	0- 0				
2- 8	0- 2	0- 0	NON-CONFERENCE	0- 0	0- 2	2- 4				
1- 1	0- 0	0- 0	HOME	0- 0	0- 1	1- 0				
1- 6	0- 2	0- 0	AWAY	0- 0	0- 0	1- 4				
0- 1	0- 0	0- 0	NEUTRAL	0- 0	0- 1	0- 0				
6- 5	0- 0	0- 0	CONFERENCE	1- 0	0- 1	5- 4				
4- 0	0- 0	0- 0	HOME	1- 0	0- 0	3- 0				
2- 5	0- 0	0- 0	AWAY	0- 0	0- 1	2- 4				
0- 0	0- 0	0- 0	NEUTRAL	0- 0	0- 0	0- 0				

RPI 1-25				RPI 26-50				RPI 51-100				RPI 101+ Team's RPI: 240			
RPI	S	Opponent	Score	RPI	S	Opponent	Score	RPI	S	Opponent	Score	RPI	S	Opponent	Score
9	A	Baylor	43 111					100	H	Coastal Caro.	63 61	127	A	UT Arlington	44 71
20	A	DePaul	64 109									130	H	Southeast Mo. St.	67 79
												132	N	N.C. A&T	50 55
												163	A	Memphis	50 78
												168	A	Louisiana	43 83
												183	A	Little Rock	58 67
												239	A	Murray St.	62 77
												242	A	Louisiana Tech	54 67
												248	A	Tulsa	77 79
												252	H	Appalachian St.	76 58
												258	A	San Diego St.	71 62
												295	A	Texas St.	56 53
												298	A	Ga. Southern	67 80
												298	H	Ga. Southern	69 62
												316	A	Georgia St.	56 67
												316	H	Georgia St.	70 68
												325	H	Ark.-Pine Bluff	81 60
												345	A	La.-Monroe	54 53
LAST 10 Division I															
298	A	Ga. Southern	67 80	183	A	Little Rock	58 67								
316	A	Georgia St.	56 67	252	H	Appalachian St.	76 58								
345	A	La.-Monroe	54 53	298	H	Ga. Southern	69 62								
100	H	Coastal Caro.	63 61	316	H	Georgia St.	70 68								
168	A	Louisiana	43 83	295	A	Texas St.	56 53								

Non-Div I Games: Central Baptist 88 63

Arkansas St.

■ Loss,
 ■ Non-Conf,
 ■ S Site,
 ■ Home
 ■ A Away
 N Neutral

Army West Point

Through Games Of Feb. 8, 2020

Average RPI Win:	286	WON-LOST	WINNING	LAST 10	STRENGTH OF	OPP. STRENGTH	TEAM	ADJ.	CONF.	ADJ CONF.
Average RPI Loss:	147	RECORD	PCT. RANK	GAMES	SCHEDULE	OF SCHEDULE	RPI	RPI	RPI	RPI
DIV. I ONLY	5- 17	311	1-9	194	202	301	301	15	15	
DIV. I NON-CONF.	4- 7	225	0	246	271	261	261	15	15	
TOTALS	RPI 1-25	RPI 26-50	W-L RECORDS	RPI 51-100	RPI 101-150	RPI 150+				
5- 17	0- 1	0- 1	OVERALL	0- 4	1- 3	4- 8				
3- 8	0- 1	0- 0	HOME	0- 1	1- 3	2- 3				
2- 9	0- 0	0- 1	AWAY	0- 3	0- 0	2- 5				
0- 0	0- 0	0- 0	NEUTRAL	0- 0	0- 0	0- 0				
4- 7	0- 1	0- 1	NON-CONFERENCE	0- 1	0- 1	4- 3				
2- 3	0- 1	0- 0	HOME	0- 0	0- 1	2- 1				
2- 4	0- 0	0- 1	AWAY	0- 1	0- 0	2- 2				
0- 0	0- 0	0- 0	NEUTRAL	0- 0	0- 0	0- 0				
1- 10	0- 0	0- 0	CONFERENCE	0- 3	1- 2	0- 5				
1- 5	0- 0	0- 0	HOME	0- 1	1- 2	0- 2				
0- 5	0- 0	0- 0	AWAY	0- 2	0- 0	0- 3				
0- 0	0- 0	0- 0	NEUTRAL	0- 0	0- 0	0- 0				

RPI 1-25				RPI 26-50				RPI 51-100				RPI 101+				Team's RPI: 301
RPI	S	Opponent	Score	RPI	S	Opponent	Score	RPI	S	Opponent	Score	RPI	S	Opponent	Score	
23	H	TCU	52 66	29	A	Arizona St.	51 83	56	A	St. John's (NY)	60 96	125	H	Lehigh	65 94	
								74	A	Bucknell	46 77	128	H	William & Mary	65 77	
								74	H	Bucknell	52 63	140	H	Holy Cross	61 48	
								84	A	Colgate	93 100	150	H	Boston U.	66 72	
												156	H	Lafayette	52 57	
												164	H	Columbia	62 71	
												175	A	American	57 73	
												175	H	American	62 67	
												230	A	Manhattan	56 86	
												254	A	Loyola Maryland	59 68	
												297	A	Navy	45 57	
												311	A	St. Francis Brooklyn	64 70	
												313	A	Air Force	68 66	
												319	H	Bryant	81 75	
												324	A	Fairleigh Dickinson	70 68	
												336	H	LIU Brooklyn	67 60	
LAST 10 Division I																
175	H	American	62 67	254	A	Loyola Maryland	59 68									
125	H	Lehigh	65 94	140	H	Holy Cross	61 48									
74	A	Bucknell	46 77	150	H	Boston U.	66 72									
297	A	Navy	45 57	175	A	American	57 73									
156	H	Lafayette	52 57	84	A	Colgate	93 100									

Non-Div I Games:

Army West Point

Loss, Non-Conf, S Site, H Home A Away N Neutral

Average RPI Win:	198	WON-LOST	WINNING	LAST 10	STRENGTH OF	OPP. STRENGTH	TEAM	ADJ.	CONF.	ADJ CONF.
Average RPI Loss:	59	RECORD	PCT. RANK	GAMES	SCHEDULE	OF SCHEDULE	RPI	RPI	RPI	RPI
DIV. I ONLY	8- 12	237	3-7	14	76	120	120	4	4	
DIV. I NON-CONF.	6- 5	151	1-0	17	176	69	69	5	5	
TOTALS	RPI 1-25	RPI 26-50	W-L RECORDS	RPI 51-100	RPI 101-150	RPI 150+				
8- 12	0- 3	0- 3	OVERALL	1- 3	2- 3	5- 0				
6- 4	0- 0	0- 2	HOME	0- 1	2- 1	4- 0				
1- 6	0- 2	0- 1	AWAY	0- 1	0- 2	1- 0				
1- 2	0- 1	0- 0	NEUTRAL	1- 1	0- 0	0- 0				
6- 5	0- 2	0- 1	NON-CONFERENCE	1- 1	1- 1	4- 0				
4- 1	0- 0	0- 1	HOME	0- 0	1- 0	3- 0				
1- 2	0- 1	0- 0	AWAY	0- 0	0- 1	1- 0				
1- 2	0- 1	0- 0	NEUTRAL	1- 1	0- 0	0- 0				
2- 7	0- 1	0- 2	CONFERENCE	0- 2	1- 2	1- 0				
2- 3	0- 0	0- 1	HOME	0- 1	1- 1	1- 0				
0- 4	0- 1	0- 1	AWAY	0- 1	0- 1	0- 0				
0- 0	0- 0	0- 0	NEUTRAL	0- 0	0- 0	0- 0				

RPI 1-25				RPI 26-50				RPI 51-100				RPI 101+ Team's RPI: 120			
RPI	S	Opponent	Score	RPI	S	Opponent	Score	RPI	S	Opponent	Score	RPI	S	Opponent	Score
13	A	Mississippi St.	73 78	26	A	Kentucky	61 68	62	N	Middle Tenn.	50 73	104	A	Vanderbilt	55 77
23	A	TCU	65 80	32	H	Old Dominion	77 89	65	H	Alabama	48 75	104	H	Vanderbilt	70 62
25	N	Drake	82 83	41	H	Arkansas	70 86	68	N	Dayton	76 74	110	A	UAB	75 80
								89	A	Georgia	50 61	119	H	Florida	63 83
												129	H	Bethune-Cookman	74 56
												209	H	Saint Joseph's	66 62
												234	A	South Alabama	82 62
												265	H	Wofford	84 82
												278	H	Ole Miss	59 43
												299	H	Jacksonville St.	62 53
LAST 10 Division I															
104	H	Vanderbilt	70 62	65	H	Alabama	48 75								
13	A	Mississippi St.	73 78	119	H	Florida	63 83								
26	A	Kentucky	61 68	41	H	Arkansas	70 86								
278	H	Ole Miss	59 43	104	A	Vanderbilt	55 77								
89	A	Georgia	50 61	299	H	Jacksonville St.	62 53								

Non-Div I Games:

Auburn

■ Loss,
 ■ Non-Conf, S Site,
 ■ Home
 ■ Away
 N Neutral

Average RPI Win:	278	WON-LOST	WINNING	LAST 10	STRENGTH OF	OPP. STRENGTH	TEAM	ADJ.	CONF.	ADJ CONF.
Average RPI Loss:	111	RECORD	PCT. RANK	GAMES	SCHEDULE	OF SCHEDULE	RPI	RPI	RPI	RPI
DIV. I ONLY	11- 10	159	4-6	241	273	193	193	20	20	
DIV. I NON-CONF.	7- 2	54	0	292	286	99	99	24	24	
TOTALS	RPI 1-25	RPI 26-50	W-L RECORDS	RPI 51-100	RPI 101-150	RPI 150+				
11- 10	0- 0	0- 1	OVERALL	1- 4	0- 2	10- 3				
4- 4	0- 0	0- 0	HOME	1- 2	0- 1	3- 1				
6- 6	0- 0	0- 1	AWAY	0- 2	0- 1	6- 2				
1- 0	0- 0	0- 0	NEUTRAL	0- 0	0- 0	1- 0				
7- 2	0- 0	0- 1	NON-CONFERENCE	1- 0	0- 0	6- 1				
2- 0	0- 0	0- 0	HOME	1- 0	0- 0	1- 0				
4- 2	0- 0	0- 1	AWAY	0- 0	0- 0	4- 1				
1- 0	0- 0	0- 0	NEUTRAL	0- 0	0- 0	1- 0				
4- 8	0- 0	0- 0	CONFERENCE	0- 4	0- 2	4- 2				
2- 4	0- 0	0- 0	HOME	0- 2	0- 1	2- 1				
2- 4	0- 0	0- 0	AWAY	0- 2	0- 1	2- 1				
0- 0	0- 0	0- 0	NEUTRAL	0- 0	0- 0	0- 0				

RPI 1-25				RPI 26-50				RPI 51-100				RPI 101+				Team's RPI: 193	
RPI	S	Opponent	Score	RPI	S	Opponent	Score	RPI	S	Opponent	Score	RPI	S	Opponent	Score		
				26	A	Kentucky	52 81	58	A	Belmont	46 69	130	A	Southeast Mo. St.	43 81		
								58	H	Belmont	52 53	130	H	Southeast Mo. St.	66 79		
								71	A	UT Martin	61 65	162	A	Tennessee Tech	49 58		
								71	H	UT Martin	61 69	180	A	Illinois	62 76		
								80	H	Illinois St.	77 72	191	N	Binghamton	80 63		
												221	H	Eastern Ill.	47 76		
												231	A	Chattanooga	50 49		
												271	A	Alabama A&M	67 61		
												289	A	FIU	58 56		
												299	A	Jacksonville St.	63 57		
												327	H	Evansville	80 64		
												338	H	SIUE	74 61		
												340	A	Tennessee St.	87 55		
												340	H	Tennessee St.	76 58		
												351	A	Mississippi Val.	100 82		
LAST 10 Division I																	
				58	A	Belmont	46 69	340	H	Tennessee St.	76 58						
				340	A	Tennessee St.	87 55	71	A	UT Martin	61 65						
				221	H	Eastern Ill.	47 76	130	A	Southeast Mo. St.	43 81						
				338	H	SIUE	74 61	299	A	Jacksonville St.	63 57						
				58	H	Belmont	52 53	162	A	Tennessee Tech	49 58						

Non-Div I Games: Christian Bros. 82 62 Ky. Wesleyan 103 70

Austin Peay

Loss, Non-Conf, S Site, H Home A Away N Neutral

Average RPI Win:	189	WON-LOST	WINNING	LAST 10	STRENGTH OF	OPP. STRENGTH	TEAM	ADJ.	CONF.	ADJ CONF.
Average RPI Loss:	70	RECORD	PCT. RANK	GAMES	SCHEDULE	OF SCHEDULE	RPI	RPI	RPI	RPI
DIV. I ONLY	12- 9	126	6-4	52	90	72	72	11	11	
DIV. I NON-CONF.	4- 5	195	0	65	47	112	112	11	11	
TOTALS	RPI 1-25	RPI 26-50	W-L RECORDS	RPI 51-100	RPI 101-150	RPI 150+				
12- 9	0- 3	0- 1	OVERALL	1- 2	3- 3	8- 0				
5- 3	0- 1	0- 0	HOME	0- 1	1- 1	4- 0				
6- 5	0- 1	0- 1	AWAY	1- 1	2- 2	3- 0				
1- 1	0- 1	0- 0	NEUTRAL	0- 0	0- 0	1- 0				
4- 5	0- 1	0- 1	NON-CONFERENCE	1- 2	0- 1	3- 0				
2- 1	0- 0	0- 0	HOME	0- 1	0- 0	2- 0				
1- 3	0- 0	0- 1	AWAY	1- 1	0- 1	0- 0				
1- 1	0- 1	0- 0	NEUTRAL	0- 0	0- 0	1- 0				
8- 4	0- 2	0- 0	CONFERENCE	0- 0	3- 2	5- 0				
3- 2	0- 1	0- 0	HOME	0- 0	1- 1	2- 0				
5- 2	0- 1	0- 0	AWAY	0- 0	2- 1	3- 0				
0- 0	0- 0	0- 0	NEUTRAL	0- 0	0- 0	0- 0				

RPI 1-25				RPI 26-50				RPI 51-100				Team's RPI: 72		RPI 101+			
RPI	S	Opponent	Score	RPI	S	Opponent	Score	RPI	S	Opponent	Score			RPI	S	Opponent	Score
7	N	Oregon St.	34 65	29	A	Arizona St.	52 60	63	A	Fresno St.	71 65			107	A	Pacific	76 66
12	A	Gonzaga	44 59					86	A	Washington St.	50 67			121	A	San Diego	45 51
12	H	Gonzaga	43 55					96	H	Utah	73 77			121	H	San Diego	52 36
														124	A	Boise St.	55 66
														142	A	Portland	66 54
														142	H	Portland	48 57
														152	N	San Jose St.	75 56
														158	A	Saint Mary's (CA)	65 55
														187	A	Pepperdine	65 47
														206	H	Santa Clara	71 48
														244	H	San Francisco	57 44
														277	H	Utah St.	67 50
														281	A	LMU (CA)	59 44
														326	H	Utah Valley	71 57
LAST 10 Division I																	
121	A	San Diego	45 51	158	A	Saint Mary's (CA)	65 55										
12	A	Gonzaga	44 59	107	A	Pacific	76 66										
142	A	Portland	66 54	121	H	San Diego	52 36										
206	H	Santa Clara	71 48	142	H	Portland	48 57										
244	H	San Francisco	57 44	12	H	Gonzaga	43 55										

Non-Div I Games: Tex. A&M-Kingsville90 38

BYU

■ Loss,
 ■ Non-Conf,
 ■ S Site,
 ■ H Home
 ■ A Away
 N Neutral

Average RPI Win:	186	WON-LOST	WINNING	LAST 10	STRENGTH OF	OPP. STRENGTH	TEAM	ADJ.	CONF.	ADJ CONF.
Average RPI Loss:	68	RECORD	PCT. RANK	GAMES	SCHEDULE	OF SCHEDULE	RPI	RPI	RPI	RPI
DIV. I ONLY	14- 7	76	7-3	116	102	73	73	10	10	
DIV. I NON-CONF.	7- 4	100	0	180	105	107	107	10	10	
TOTALS	RPI 1-25	RPI 26-50	W-L RECORDS	RPI 51-100	RPI 101-150	RPI 150+				
14- 7	0- 1	0- 1	OVERALL	0- 3	5- 2	9- 0				
8- 1	0- 0	0- 1	HOME	0- 0	3- 0	5- 0				
3- 5	0- 1	0- 0	AWAY	0- 3	0- 1	3- 0				
3- 1	0- 0	0- 0	NEUTRAL	0- 0	2- 1	1- 0				
7- 4	0- 0	0- 1	NON-CONFERENCE	0- 2	3- 1	4- 0				
2- 1	0- 0	0- 1	HOME	0- 0	1- 0	1- 0				
2- 2	0- 0	0- 0	AWAY	0- 2	0- 0	2- 0				
3- 1	0- 0	0- 0	NEUTRAL	0- 0	2- 1	1- 0				
7- 3	0- 1	0- 0	CONFERENCE	0- 1	2- 1	5- 0				
6- 0	0- 0	0- 0	HOME	0- 0	2- 0	4- 0				
1- 3	0- 1	0- 0	AWAY	0- 1	0- 1	1- 0				
0- 0	0- 0	0- 0	NEUTRAL	0- 0	0- 0	0- 0				

RPI 1-25				RPI 26-50				RPI 51-100 Team's RPI: 73				RPI 101+			
RPI	S	Opponent	Score	RPI	S	Opponent	Score	RPI	S	Opponent	Score	RPI	S	Opponent	Score
18	A	Central Mich.	39 66	30	H	Western Ky.	86 91	53	A	Ohio	71 79	103	H	Butler	74 70
								55	A	IUPUI	48 65	111	H	Buffalo	69 65
								83	A	Cincinnati	56 63	117	A	Kent St.	68 69
												117	H	Kent St.	66 62
												122	N	Wisconsin	56 67
												125	N	Lehigh	54 52
												141	N	Providence	52 51
												161	H	Eastern Mich.	59 54
												166	H	Miami (OH)	80 63
												177	H	Western Mich.	68 65
												194	A	New Mexico	70 57
												198	H	Akron	60 52
												245	H	Xavier	70 49
												251	A	Bowling Green	86 80
												281	N	LMU (CA)	77 72
												330	A	Purdue Fort Wayne	83 52
LAST 10 Division I															
198	H	Akron	60 52	53	A	Ohio	71 79								
177	H	Western Mich.	68 65	18	A	Central Mich.	39 66								
117	A	Kent St.	68 69	161	H	Eastern Mich.	59 54								
166	H	Miami (OH)	80 63	251	A	Bowling Green	86 80								
111	H	Buffalo	69 65	117	H	Kent St.	66 62								

Non-Div I Games: Urbana 84 49

Ball St.

■ Loss,
 ■ Non-Conf, S Site,
 ■ Home
 ■ Away
 N Neutral

Average RPI Win:	127	WON-LOST	WINNING	LAST 10	STRENGTH OF	OPP. STRENGTH	TEAM	ADJ.	CONF.	ADJ CONF.
Average RPI Loss:	2	RECORD	PCT. RANK	GAMES	SCHEDULE	OF SCHEDULE	RPI	RPI	RPI	RPI
DIV. I ONLY	21- 1	4	10-0	57	12	9	9	3	3	
DIV. I NON-CONF.	11- 1	13	1-0	178	18	35	35	4	4	
TOTALS	RPI 1-25	RPI 26-50	W-L RECORDS	RPI 51-100	RPI 101-150	RPI 150+				
21- 1	3- 1	5- 0	OVERALL	3- 0	4- 0	6- 0				
13- 0	0- 0	3- 0	HOME	2- 0	2- 0	6- 0				
6- 0	2- 0	2- 0	AWAY	0- 0	2- 0	0- 0				
2- 1	1- 1	0- 0	NEUTRAL	1- 0	0- 0	0- 0				
11- 1	2- 1	0- 0	NON-CONFERENCE	3- 0	0- 0	6- 0				
8- 0	0- 0	0- 0	HOME	2- 0	0- 0	6- 0				
1- 0	1- 0	0- 0	AWAY	0- 0	0- 0	0- 0				
2- 1	1- 1	0- 0	NEUTRAL	1- 0	0- 0	0- 0				
10- 0	1- 0	5- 0	CONFERENCE	0- 0	4- 0	0- 0				
5- 0	0- 0	3- 0	HOME	0- 0	2- 0	0- 0				
5- 0	1- 0	2- 0	AWAY	0- 0	2- 0	0- 0				
0- 0	0- 0	0- 0	NEUTRAL	0- 0	0- 0	0- 0				

RPI 1-25				RPI 26-50				RPI 51-100				RPI 101+			
RPI	S	Opponent	Score	RPI	S	Opponent	Score	RPI	S	Opponent	Score	RPI	S	Opponent	Score
2	N	South Carolina	59 74	34	A	Texas	64 44	75	H	South Fla.	58 46	116	A	Kansas	90 47
8	A	UConn	74 58	38	A	Oklahoma	77 56	86	N	Washington St.	89 66	116	H	Kansas	97 44
15	N	Indiana	77 62	46	H	West Virginia	91 51	89	H	Georgia	72 38	123	A	Kansas St.	54 40
23	A	TCU	66 57	48	H	Iowa St.	83 62					147	H	Texas Tech	87 79
				49	H	Oklahoma St.	94 48					229	H	Lamar University	90 28
												240	H	Arkansas St.	111 43
												249	H	Morehead St.	94 47
												257	H	New Hampshire	97 29
												323	H	Houston Baptist	112 42
												349	H	Grambling	120 46
LAST 10 Division I															
123	A	Kansas St.	54 40	23	A	TCU	66 57	46	H	West Virginia	91 51	116	A	Kansas	90 47
116	H	Kansas	97 44	34	A	Texas	64 44	49	H	Oklahoma St.	94 48	147	H	Texas Tech	87 79
34	A	Texas	64 44	48	H	Iowa St.	83 62	8	A	UConn	74 58				
48	H	Iowa St.	83 62												
147	H	Texas Tech	87 79												

Non-Div I Games:

Baylor

■ Loss,
 ■ Non-Conf, S Site,
 ■ Home
 ■ Away
 N Neutral

Belmont

Through Games Of Feb. 8, 2020

Average RPI Win:	204	WON-LOST	WINNING	LAST 10	STRENGTH OF	OPP. STRENGTH	TEAM	ADJ.	CONF.	ADJ CONF.
Average RPI Loss:	83	RECORD	PCT. RANK	GAMES	SCHEDULE	OF SCHEDULE	RPI	RPI	RPI	RPI
DIV. I ONLY	15- 8	83	8-2	77	162	58	58	20	20	
DIV. I NON-CONF.	5- 6	187	0	33	15	91	91	24	24	
TOTALS	RPI 1-25	RPI 26-50	W-L RECORDS	RPI 51-100	RPI 101-150	RPI 150+				
15- 8	0- 1	0- 4	OVERALL	2- 1	1- 1	12- 1				
10- 0	0- 0	0- 0	HOME	2- 0	0- 0	8- 0				
5- 6	0- 0	0- 3	AWAY	0- 1	1- 1	4- 1				
0- 2	0- 1	0- 1	NEUTRAL	0- 0	0- 0	0- 0				
5- 6	0- 1	0- 4	NON-CONFERENCE	2- 0	0- 1	3- 0				
4- 0	0- 0	0- 0	HOME	2- 0	0- 0	2- 0				
1- 4	0- 0	0- 3	AWAY	0- 0	0- 1	1- 0				
0- 2	0- 1	0- 1	NEUTRAL	0- 0	0- 0	0- 0				
10- 2	0- 0	0- 0	CONFERENCE	0- 1	1- 0	9- 1				
6- 0	0- 0	0- 0	HOME	0- 0	0- 0	6- 0				
4- 2	0- 0	0- 0	AWAY	0- 1	1- 0	3- 1				
0- 0	0- 0	0- 0	NEUTRAL	0- 0	0- 0	0- 0				

RPI 1-25				RPI 26-50				RPI 51-100				Team's RPI: 58	RPI 101+			
RPI	S	Opponent	Score	RPI	S	Opponent	Score	RPI	S	Opponent	Score	RPI	S	Opponent	Score	
3	N	Maryland	26 90	30	A	Western Ky.	46 77	54	H	UCF	72 37	130	A	Southeast Mo. St.	57 45	
				36	A	Marquette	51 53	62	H	Middle Tenn.	68 57	149	A	Toledo	48 53	
				37	N	Virginia Tech	58 60	71	A	UT Martin	57 74	162	A	Tennessee Tech	59 47	
				41	A	Arkansas	60 91					193	A	Austin Peay	53 52	
												193	H	Austin Peay	69 46	
												203	H	Northern Ky.	62 45	
												221	H	Eastern Ill.	69 45	
												231	H	Chattanooga	63 50	
												239	A	Murray St.	86 56	
												239	H	Murray St.	70 53	
												249	H	Morehead St.	71 62	
												272	H	Eastern Ky.	68 48	
												276	A	Lipscomb	69 68	
												299	A	Jacksonville St.	41 60	
												338	H	SIUE	69 48	
LAST 10 Division I																
				193	H	Austin Peay	69 46	239	A	Murray St.	86 56					
				239	H	Murray St.	70 53	249	H	Morehead St.	71 62					
				299	A	Jacksonville St.	41 60	272	H	Eastern Ky.	68 48					
				162	A	Tennessee Tech	59 47	71	A	UT Martin	57 74					
				193	A	Austin Peay	53 52	130	A	Southeast Mo. St.	57 45					

Non-Div I Games:

Belmont

Loss, Non-Conf, S Site, H Home A Away N Neutral

Average RPI Win:	266	WON-LOST	WINNING	LAST 10	STRENGTH OF	OPP. STRENGTH	TEAM	ADJ.	CONF.	ADJ CONF.
Average RPI Loss:	87	RECORD	PCT. RANK	GAMES	SCHEDULE	OF SCHEDULE	RPI	RPI	RPI	RPI
DIV. I ONLY	14- 5	46	8-2	291	281	129	129	29	29	
DIV. I NON-CONF.	6- 4	123	0-1	257	100	140	140	29	29	
TOTALS	RPI 1-25	RPI 26-50	W-L RECORDS	RPI 51-100	RPI 101-150	RPI 150+				
14- 5	0- 1	0- 0	OVERALL	0- 2	2- 1	12- 1				
5- 2	0- 1	0- 0	HOME	0- 1	1- 0	4- 0				
8- 3	0- 0	0- 0	AWAY	0- 1	1- 1	7- 1				
1- 0	0- 0	0- 0	NEUTRAL	0- 0	0- 0	1- 0				
6- 4	0- 1	0- 0	NON-CONFERENCE	0- 2	0- 1	6- 0				
1- 2	0- 1	0- 0	HOME	0- 1	0- 0	1- 0				
4- 2	0- 0	0- 0	AWAY	0- 1	0- 1	4- 0				
1- 0	0- 0	0- 0	NEUTRAL	0- 0	0- 0	1- 0				
8- 1	0- 0	0- 0	CONFERENCE	0- 0	2- 0	6- 1				
4- 0	0- 0	0- 0	HOME	0- 0	1- 0	3- 0				
4- 1	0- 0	0- 0	AWAY	0- 0	1- 0	3- 1				
0- 0	0- 0	0- 0	NEUTRAL	0- 0	0- 0	0- 0				

RPI 1-25			RPI 26-50			RPI 51-100			RPI 101+ Team's RPI: 129		
RPI	S	Opponent	Score	RPI	S	Opponent	Score	RPI	S	Opponent	Score
18	H	Central Mich.	67 92					61	H	Troy	62 68
								65	A	Alabama	49 60
								120	A	Auburn	56 74
								132	A	N.C. A&T	69 58
								132	H	N.C. A&T	70 50
								171	A	Norfolk St.	51 61
								184	A	Jacksonville	53 52
								224	A	Stetson	59 55
								252	N	Appalachian St.	61 44
								255	H	Morgan St.	74 65
								267	A	Howard	75 59
								289	A	FIU	65 60
								298	H	Ga. Southern	75 57
								320	H	N.C. Central	73 52
								341	A	Charleston So.	81 41
								343	H	Coppin St.	82 51
								346	A	South Carolina St.	66 55
								347	A	Florida A&M	78 57
LAST 10 Division I											
132	H	N.C. A&T	70 50	255	H	Morgan St.	74 65				
347	A	Florida A&M	78 57	343	H	Coppin St.	82 51				
346	A	South Carolina St.	66 55	267	A	Howard	75 59				
132	A	N.C. A&T	69 58	171	A	Norfolk St.	51 61				
320	H	N.C. Central	73 52	18	H	Central Mich.	67 92				

Non-Div I Games: Edward Waters 79 46 Palm Beach Atl. 68 45

Bethune-Cookman

Loss, Non-Conf, S Site, H Home A Away N Neutral

Binghamton

Through Games Of Feb. 8, 2020

Average RPI Win:	267	WON-LOST	WINNING	LAST 10	STRENGTH OF	OPP. STRENGTH	TEAM	ADJ.	CONF.	ADJ CONF.
Average RPI Loss:	193	RECORD	PCT. RANK	GAMES	SCHEDULE	OF SCHEDULE	RPI	RPI	RPI	RPI
DIV. I ONLY	15- 6	55	6-4	343	284	191	191	28	28	
DIV. I NON-CONF.	10- 2	29	1-0	332	233	121	121	28	28	
TOTALS	RPI 1-25	RPI 26-50	W-L RECORDS	RPI 51-100	RPI 101-150	RPI 150+				
15- 6	0- 0	0- 0	OVERALL	0- 2	1- 0	14- 4				
8- 2	0- 0	0- 0	HOME	0- 1	0- 0	8- 1				
6- 3	0- 0	0- 0	AWAY	0- 1	1- 0	5- 2				
1- 1	0- 0	0- 0	NEUTRAL	0- 0	0- 0	1- 1				
10- 2	0- 0	0- 0	NON-CONFERENCE	0- 1	1- 0	9- 1				
5- 0	0- 0	0- 0	HOME	0- 0	0- 0	5- 0				
4- 1	0- 0	0- 0	AWAY	0- 1	1- 0	3- 0				
1- 1	0- 0	0- 0	NEUTRAL	0- 0	0- 0	1- 1				
5- 4	0- 0	0- 0	CONFERENCE	0- 1	0- 0	5- 3				
3- 2	0- 0	0- 0	HOME	0- 1	0- 0	3- 1				
2- 2	0- 0	0- 0	AWAY	0- 0	0- 0	2- 2				
0- 0	0- 0	0- 0	NEUTRAL	0- 0	0- 0	0- 0				

RPI S	Opponent	Score	RPI S	Opponent	Score	RPI S	Opponent	Score	RPI S	Opponent	Score	Team's RPI: 191
						59	A Miami (FL)	56 79	135	A Cornell	59 56	
						77	H Stony Brook	60 67	156	H Lafayette	74 64	
									161	H Eastern Mich.	78 67	
									193	N Austin Peay	63 80	
									215	H UMass Lowell	56 66	
									237	H Maine	73 63	
									257	A New Hampshire	63 53	
									266	A Delaware St.	75 66	
									269	H Niagara	74 55	
									274	A Siena	89 62	
									294	H St. Bonaventure	78 67	
									296	A UMBC	61 43	
									305	A Vermont	62 65	
									309	A Albany (NY)	53 56	
									309	H Albany (NY)	58 42	
									324	A Fairleigh Dickinson	60 48	
									332	H NJIT	75 40	
									348	H Hartford	80 44	
									349	N Grambling	88 67	
LAST 10 Division I												
			309	H Albany (NY)	58 42		305	A Vermont	62 65			
			348	H Hartford	80 44		215	H UMass Lowell	56 66			
			257	A New Hampshire	63 53		296	A UMBC	61 43			
			77	H Stony Brook	60 67		309	A Albany (NY)	53 56			
			237	H Maine	73 63		332	H NJIT	75 40			

Non-Div I Games: Bloomsburg 70 45

Binghamton

Loss, Non-Conf, S Site, H Home A Away N Neutral

Average RPI Win:	230	WON-LOST	WINNING	LAST 10	STRENGTH OF	OPP. STRENGTH	TEAM	ADJ.	CONF.	ADJ CONF.
Average RPI Loss:	110	RECORD	PCT. RANK	GAMES	SCHEDULE	OF SCHEDULE	RPI	RPI	RPI	RPI
DIV. I ONLY	14- 9	105	6-4	142	153	124	124	17	17	
DIV. I NON-CONF.	6- 4	123	0	63	33	77	77	23	23	
TOTALS	RPI 1-25	RPI 26-50	W-L RECORDS	RPI 51-100	RPI 101-150	RPI 150+				
14- 9	0- 3	0- 0	OVERALL	1- 2	1- 0	12- 4				
9- 4	0- 1	0- 0	HOME	1- 2	0- 0	8- 1				
5- 5	0- 2	0- 0	AWAY	0- 0	1- 0	4- 3				
0- 0	0- 0	0- 0	NEUTRAL	0- 0	0- 0	0- 0				
6- 4	0- 3	0- 0	NON-CONFERENCE	1- 1	1- 0	4- 0				
4- 2	0- 1	0- 0	HOME	1- 1	0- 0	3- 0				
2- 2	0- 2	0- 0	AWAY	0- 0	1- 0	1- 0				
0- 0	0- 0	0- 0	NEUTRAL	0- 0	0- 0	0- 0				
8- 5	0- 0	0- 0	CONFERENCE	0- 1	0- 0	8- 4				
5- 2	0- 0	0- 0	HOME	0- 1	0- 0	5- 1				
3- 3	0- 0	0- 0	AWAY	0- 0	0- 0	3- 3				
0- 0	0- 0	0- 0	NEUTRAL	0- 0	0- 0	0- 0				

RPI 1-25				RPI 26-50				RPI 51-100				RPI 101+ Team's RPI: 124			
RPI	S	Opponent	Score	RPI	S	Opponent	Score	RPI	S	Opponent	Score	RPI	S	Opponent	Score
5	H	Missouri St.	69 72					63	H	Fresno St.	80 85	110	A	UAB	83 81
6	A	Louisville	82 98					72	H	BYU	66 55	152	A	San Jose St.	61 74
23	A	TCU	65 77					86	H	Washington St.	68 80	176	A	UNLV	65 66
												187	H	Pepperdine	76 74
												194	H	New Mexico	83 82
												195	H	Portland St.	82 57
												205	A	Wyoming	68 73
												205	H	Wyoming	67 48
												256	A	Nevada	83 72
												256	H	Nevada	54 40
												258	H	San Diego St.	86 72
												268	A	Colorado St.	72 69
												277	A	Utah St.	65 59
												277	H	Utah St.	56 58
												307	A	Eastern Wash.	63 61
												313	H	Air Force	70 61
												326	H	Utah Valley	77 69
LAST 10 Division I															
277	H	Utah St.	56 58	277	A	Utah St.	65 59								
205	H	Wyoming	67 48	313	H	Air Force	70 61								
256	A	Nevada	83 72	258	H	San Diego St.	86 72								
152	A	San Jose St.	61 74	176	A	UNLV	65 66								
63	H	Fresno St.	80 85	256	H	Nevada	54 40								

Non-Div I Games: Lewis-Clark St. 88 34 Western Ore. 75 32

Boise St.

■ Loss,
 ■ Non-Conf, S Site,
 ■ Home
 ■ Away
 N Neutral

Average RPI Win:	164	WON-LOST	WINNING	LAST 10	STRENGTH OF	OPP. STRENGTH	TEAM	ADJ.	CONF.	ADJ CONF.
Average RPI Loss:	62	RECORD	PCT. RANK	GAMES	SCHEDULE	OF SCHEDULE	RPI	RPI	RPI	RPI
DIV. I ONLY	12- 10	145	5-5	48	51	79	79	5	5	
DIV. I NON-CONF.	7- 4	100	0	105	163	83	83	3	3	
TOTALS	RPI 1-25	RPI 26-50	W-L RECORDS	RPI 51-100	RPI 101-150	RPI 150+				
12- 10	1- 3	0- 3	OVERALL	2- 2	4- 2	5- 0				
6- 4	0- 2	0- 1	HOME	0- 1	2- 0	4- 0				
5- 5	1- 1	0- 2	AWAY	2- 0	1- 2	1- 0				
1- 1	0- 0	0- 0	NEUTRAL	0- 1	1- 0	0- 0				
7- 4	0- 1	0- 0	NON-CONFERENCE	0- 1	3- 2	4- 0				
5- 0	0- 0	0- 0	HOME	0- 0	1- 0	4- 0				
1- 3	0- 1	0- 0	AWAY	0- 0	1- 2	0- 0				
1- 1	0- 0	0- 0	NEUTRAL	0- 1	1- 0	0- 0				
5- 6	1- 2	0- 3	CONFERENCE	2- 1	1- 0	1- 0				
1- 4	0- 2	0- 1	HOME	0- 1	1- 0	0- 0				
4- 2	1- 0	0- 2	AWAY	2- 0	0- 0	1- 0				
0- 0	0- 0	0- 0	NEUTRAL	0- 0	0- 0	0- 0				

RPI 1-25				RPI 26-50				RPI 51-100 Team's RPI: 79				RPI 101+			
RPI	S	Opponent	Score	RPI	S	Opponent	Score	RPI	S	Opponent	Score	RPI	S	Opponent	Score
6	H	Louisville	70 81	37	A	Virginia Tech	49 70	76	N	Charlotte	68 84	102	H	VCU	87 52
14	H	NC State	54 72	39	A	Duke	73 85	88	A	Georgia Tech	55 48	112	H	Wake Forest	67 54
17	A	Northwestern	63 66	50	H	Virginia	52 69	94	A	Notre Dame	75 65	140	A	Holy Cross	71 80
22	A	Florida St.	65 56					99	H	Syracuse	79 89	141	A	Providence	60 76
												145	N	Tulane	89 76
												150	A	Boston U.	88 57
												190	H	Rhode Island	66 55
												215	H	UMass Lowell	89 46
												266	H	Delaware St.	109 69
												275	A	Pittsburgh	79 70
												311	H	St. Francis Brooklyn	106 69
LAST 10 Division I															
99	H	Syracuse	79 89	6	H	Louisville	70 81								
112	H	Wake Forest	67 54	50	H	Virginia	52 69								
22	A	Florida St.	65 56	94	A	Notre Dame	75 65								
37	A	Virginia Tech	49 70	275	A	Pittsburgh	79 70								
88	A	Georgia Tech	55 48	14	H	NC State	54 72								

Non-Div I Games:

Boston College

■ Loss,
 ■ Non-Conf,
 ■ S Site,
 ■ H Home
 ■ A Away
 N Neutral

Average RPI Win:	207	WON-LOST	WINNING	LAST 10	STRENGTH OF	OPP. STRENGTH	TEAM	ADJ.	CONF.	ADJ CONF.
Average RPI Loss:	136	RECORD	PCT. RANK	GAMES	SCHEDULE	OF SCHEDULE	RPI	RPI	RPI	RPI
DIV. I ONLY	12- 10	145	7-3	170	155	150	150	15	15	
DIV. I NON-CONF.	5- 6	187	0	188	149	197	197	15	15	
TOTALS	RPI 1-25	RPI 26-50	W-L RECORDS	RPI 51-100	RPI 101-150	RPI 150+				
12- 10	0- 0	0- 0	OVERALL	1- 4	3- 3	8- 3				
6- 5	0- 0	0- 0	HOME	1- 4	2- 1	3- 0				
6- 5	0- 0	0- 0	AWAY	0- 0	1- 2	5- 3				
0- 0	0- 0	0- 0	NEUTRAL	0- 0	0- 0	0- 0				
5- 6	0- 0	0- 0	NON-CONFERENCE	0- 3	1- 2	4- 1				
2- 4	0- 0	0- 0	HOME	0- 3	1- 1	1- 0				
3- 2	0- 0	0- 0	AWAY	0- 0	0- 1	3- 1				
0- 0	0- 0	0- 0	NEUTRAL	0- 0	0- 0	0- 0				
7- 4	0- 0	0- 0	CONFERENCE	1- 1	2- 1	4- 2				
4- 1	0- 0	0- 0	HOME	1- 1	1- 0	2- 0				
3- 3	0- 0	0- 0	AWAY	0- 0	1- 1	2- 2				
0- 0	0- 0	0- 0	NEUTRAL	0- 0	0- 0	0- 0				

RPI 1-25				RPI 26-50				RPI 51-100				RPI 101+				Team's RPI: 150	
RPI	S	Opponent	Score	RPI	S	Opponent	Score	RPI	S	Opponent	Score	RPI	S	Opponent	Score		
								74	H	Bucknell	52 48	125	A	Lehigh	34 51		
								79	H	Boston College	57 88	134	A	California	62 73		
								81	H	Marist	75 89	138	H	Northeastern	72 56		
								84	H	Colgate	61 70	140	A	Holy Cross	62 51		
								98	H	Harvard	39 66	140	H	Holy Cross	76 70		
												148	H	Massachusetts	45 58		
												156	A	Lafayette	57 59		
												160	A	UC Davis	68 75		
												175	H	American	59 44		
												202	H	Dartmouth	74 56		
												237	A	Maine	62 49		
												254	A	Loyola Maryland	41 39		
												254	H	Loyola Maryland	44 42		
												257	A	New Hampshire	78 64		
												297	A	Navy	41 46		
												301	A	Army West Point	72 66		
												309	A	Albany (NY)	60 58		
LAST 10 Division I																	
140	A	Holy Cross	62 51	84	H	Colgate	61 70										
74	H	Bucknell	52 48	254	H	Loyola Maryland	44 42										
254	A	Loyola Maryland	41 39	301	A	Army West Point	72 66										
140	H	Holy Cross	76 70	125	A	Lehigh	34 51										
297	A	Navy	41 46	175	H	American	59 44										

Non-Div I Games:

Boston U.

■ Loss,
 ■ Non-Conf,
 ■ S Site,
 ■ H Home
 ■ A Away
 N Neutral

Bowling Green

Through Games Of Feb. 8, 2020

Average RPI Win:	232	WON-LOST	WINNING	LAST 10	STRENGTH OF	OPP. STRENGTH	TEAM	ADJ.	CONF.	ADJ CONF.
Average RPI Loss:	138	RECORD	PCT. RANK	GAMES	SCHEDULE	OF SCHEDULE	RPI	RPI	RPI	RPI
DIV. I ONLY	6- 14	284	1-9	163	154	251	251	10	10	
DIV. I NON-CONF.	5- 5	164	0	194	259	159	159	10	10	
TOTALS	RPI 1-25	RPI 26-50	W-L RECORDS	RPI 51-100	RPI 101-150	RPI 150+				
6- 14	0- 0	0- 1	OVERALL	0- 2	0- 5	6- 6				
3- 4	0- 0	0- 0	HOME	0- 1	0- 0	3- 3				
2- 8	0- 0	0- 1	AWAY	0- 1	0- 4	2- 2				
1- 2	0- 0	0- 0	NEUTRAL	0- 0	0- 1	1- 1				
5- 5	0- 0	0- 1	NON-CONFERENCE	0- 0	0- 2	5- 2				
2- 0	0- 0	0- 0	HOME	0- 0	0- 0	2- 0				
2- 3	0- 0	0- 1	AWAY	0- 0	0- 1	2- 1				
1- 2	0- 0	0- 0	NEUTRAL	0- 0	0- 1	1- 1				
1- 9	0- 0	0- 0	CONFERENCE	0- 2	0- 3	1- 4				
1- 4	0- 0	0- 0	HOME	0- 1	0- 0	1- 3				
0- 5	0- 0	0- 0	AWAY	0- 1	0- 3	0- 1				
0- 0	0- 0	0- 0	NEUTRAL	0- 0	0- 0	0- 0				

RPI S	Opponent	Score	RPI S	Opponent	Score	RPI S	Opponent	Score	RPI S	Opponent	Score	Team's RPI: 251
33	A Purdue	74 81	53	A Ohio	69 79	111	A Buffalo	59 65	117	A Kent St.	47 61	
			73	H Ball St.	80 86	133	A Loyola Chicago	76 84	137	N Green Bay	54 73	
						149	A Toledo	72 79	161	A Eastern Mich.	61 78	
						166	H Miami (OH)	59 80	169	H Northern Ill.	87 92	
						177	H Western Mich.	72 63	182	A Valparaiso	90 95	
						196	H Cleveland St.	89 62	198	H Akron	73 76	
						233	A Milwaukee	63 51	244	N San Francisco	56 64	
						247	A Marshall	82 69	249	H Morehead St.	79 65	
						290	N California Baptist	98 60				
LAST 10 Division I												
169	H Northern Ill.	87 92	149	A Toledo	72 79							
117	A Kent St.	47 61	111	A Buffalo	59 65							
166	H Miami (OH)	59 80	198	H Akron	73 76							
53	A Ohio	69 79	73	H Ball St.	80 86							
177	H Western Mich.	72 63	161	A Eastern Mich.	61 78							

Non-Div I Games: Davis & Elkins 91 52 Notre Dame (OH) 88 54

Bowling Green

Loss, Non-Conf, S Site, H Home A Away N Neutral

Average RPI Win:	182	WON-LOST	WINNING	LAST 10	STRENGTH OF	OPP. STRENGTH	TEAM	ADJ.	CONF.	ADJ CONF.
Average RPI Loss:	57	RECORD	PCT. RANK	GAMES	SCHEDULE	OF SCHEDULE	RPI	RPI	RPI	RPI
DIV. I ONLY	16- 4	33	8-2	159	92	42	42	7	7	
DIV. I NON-CONF.	8- 2	52	0	289	135	98	98	7	7	
TOTALS	RPI 1-25	RPI 26-50	W-L RECORDS	RPI 51-100	RPI 101-150	RPI 150+				
16- 4	1- 1	0- 1	OVERALL	3- 1	2- 1	10- 0				
8- 0	1- 0	0- 0	HOME	2- 0	0- 0	5- 0				
5- 3	0- 1	0- 1	AWAY	1- 1	1- 0	3- 0				
3- 1	0- 0	0- 0	NEUTRAL	0- 0	1- 1	2- 0				
8- 2	0- 0	0- 1	NON-CONFERENCE	0- 0	1- 1	7- 0				
3- 0	0- 0	0- 0	HOME	0- 0	0- 0	3- 0				
2- 1	0- 0	0- 1	AWAY	0- 0	0- 0	2- 0				
3- 1	0- 0	0- 0	NEUTRAL	0- 0	1- 1	2- 0				
8- 2	1- 1	0- 0	CONFERENCE	3- 1	1- 0	3- 0				
5- 0	1- 0	0- 0	HOME	2- 0	0- 0	2- 0				
3- 2	0- 1	0- 0	AWAY	1- 1	1- 0	1- 0				
0- 0	0- 0	0- 0	NEUTRAL	0- 0	0- 0	0- 0				

RPI 1-25				RPI 26-50				Team's RPI: 42				RPI 51-100				RPI 101+			
RPI	S	Opponent	Score	RPI	S	Opponent	Score	RPI	S	Opponent	Score	RPI	S	Opponent	Score	RPI	S	Opponent	Score
5	A	Missouri St.	56 90	35	A	Michigan	57 77	52	H	UNI	61 47	109	N	Liberty	63 75				
25	H	Drake	77 76					78	A	Southern Ill.	50 64	133	A	Loyola Chicago	60 47				
								80	A	Illinois St.	66 62	136	N	Richmond	61 57				
								80	H	Illinois St.	76 61	157	H	Jackson St.	78 69				
												166	H	Miami (OH)	79 68				
												182	A	Valparaiso	75 61				
												207	A	Western Ill.	84 49				
												217	N	George Mason	61 59				
												279	H	North Dakota St.	70 64				
												282	H	Indiana St.	91 75				
												283	A	Oakland	74 58				
												307	N	Eastern Wash.	66 46				
												327	H	Evansville	82 51				
LAST 10 Division I																			
80	A	Illinois St.	66 62	182	A	Valparaiso	75 61												
78	A	Southern Ill.	50 64	133	A	Loyola Chicago	60 47												
5	A	Missouri St.	56 90	80	H	Illinois St.	76 61												
25	H	Drake	77 76	282	H	Indiana St.	91 75												
52	H	UNI	61 47	327	H	Evansville	82 51												

Non-Div I Games: Eureka 101 39

Bradley

Average RPI Win:	267	WON-LOST	WINNING	LAST 10	STRENGTH OF	OPP. STRENGTH	TEAM	ADJ.	CONF.	ADJ CONF.
Average RPI Loss:	151	RECORD	PCT. RANK	GAMES	SCHEDULE	OF SCHEDULE	RPI	RPI	RPI	RPI
DIV. I ONLY	7- 12	252	4-6	211	236	214	214	8	8	
DIV. I NON-CONF.	6- 7	182	3-1	300	328	246	246	8	8	
TOTALS	RPI 1-25	RPI 26-50	W-L RECORDS	RPI 51-100	RPI 101-150	RPI 150+				
7- 12	0- 0	0- 2	OVERALL	0- 2	0- 3	7- 5				
1- 4	0- 0	0- 1	HOME	0- 0	0- 1	1- 2				
6- 7	0- 0	0- 1	AWAY	0- 2	0- 2	6- 2				
0- 1	0- 0	0- 0	NEUTRAL	0- 0	0- 0	0- 1				
6- 7	0- 0	0- 0	NON-CONFERENCE	0- 1	0- 2	6- 4				
1- 3	0- 0	0- 0	HOME	0- 0	0- 1	1- 2				
5- 3	0- 0	0- 0	AWAY	0- 1	0- 1	5- 1				
0- 1	0- 0	0- 0	NEUTRAL	0- 0	0- 0	0- 1				
1- 5	0- 0	0- 2	CONFERENCE	0- 1	0- 1	1- 1				
0- 1	0- 0	0- 1	HOME	0- 0	0- 0	0- 0				
1- 4	0- 0	0- 1	AWAY	0- 1	0- 1	1- 1				
0- 0	0- 0	0- 0	NEUTRAL	0- 0	0- 0	0- 0				

RPI S	Opponent	Score	RPI S	Opponent	Score	RPI S	Opponent	Score	RPI S	Opponent	Score	Team's RPI: 214
40	A Yale	72 79	40	H Yale	40 73	75	A South Fla.	60 70	135	A Cornell	63 74	
						98	A Harvard	53 68	140	H Holy Cross	71 83	
									148	A Massachusetts	42 95	
									164	A Columbia	60 74	
									190	N Rhode Island	44 89	
									202	A Dartmouth	83 71	
									208	H Merrimack	57 72	
									220	A Fairfield	58 44	
									237	H Maine	76 70	
									257	A New Hampshire	76 68	
									259	A Longwood	76 86	
									289	A FIU	72 57	
									319	A Bryant	56 50	
									319	H Bryant	44 45	
									344	A Central Conn. St.	83 73	
LAST 10 Division I												
98	A Harvard	53 68	40	A Yale	72 79							
202	A Dartmouth	83 71	75	A South Fla.	60 70							
164	A Columbia	60 74	289	A FIU	72 57							
135	A Cornell	63 74	220	A Fairfield	58 44							
40	H Yale	40 73	319	A Bryant	56 50							

Non-Div I Games:

Brown

■ Loss,
 ■ Non-Conf,
 ■ S Site,
 ■ H Home
 ■ A Away
 N Neutral

Average RPI Win:	289	WON-LOST	WINNING	LAST 10	STRENGTH OF	OPP. STRENGTH	TEAM	ADJ.	CONF.	ADJ CONF.
Average RPI Loss:	211	RECORD	PCT. RANK	GAMES	SCHEDULE	OF SCHEDULE	RPI	RPI	RPI	RPI
DIV. I ONLY	6- 15	289	4-6	323	328	319	319	30	30	
DIV. I NON-CONF.	2- 9	304	0	321	248	334	334	31	31	
TOTALS	RPI 1-25	RPI 26-50	W-L RECORDS	RPI 51-100	RPI 101-150	RPI 150+				
6- 15	0- 0	0- 0	OVERALL	0- 1	0- 3	6- 11				
3- 7	0- 0	0- 0	HOME	0- 0	0- 1	3- 6				
3- 8	0- 0	0- 0	AWAY	0- 1	0- 2	3- 5				
0- 0	0- 0	0- 0	NEUTRAL	0- 0	0- 0	0- 0				
2- 9	0- 0	0- 0	NON-CONFERENCE	0- 1	0- 2	2- 6				
1- 4	0- 0	0- 0	HOME	0- 0	0- 1	1- 3				
1- 5	0- 0	0- 0	AWAY	0- 1	0- 1	1- 3				
0- 0	0- 0	0- 0	NEUTRAL	0- 0	0- 0	0- 0				
4- 6	0- 0	0- 0	CONFERENCE	0- 0	0- 1	4- 5				
2- 3	0- 0	0- 0	HOME	0- 0	0- 0	2- 3				
2- 3	0- 0	0- 0	AWAY	0- 0	0- 1	2- 2				
0- 0	0- 0	0- 0	NEUTRAL	0- 0	0- 0	0- 0				

RPI S	Opponent	Score	RPI S	Opponent	Score	RPI S	Opponent	Score	RPI S	Opponent	Score	Team's RPI: 319
						51	A Minnesota	56 101	140	A Holy Cross	75 87	
									141	H Providence	32 76	
									143	A Robert Morris	39 69	
									180	A Illinois	55 69	
									204	A Mt. St. Mary's	72 67	
									204	H Mt. St. Mary's	70 76	
									208	A Merrimack	66 78	
									214	A Brown	45 44	
									214	H Brown	50 56	
									215	H UMass Lowell	35 55	
									257	H New Hampshire	56 68	
									263	A Saint Francis (PA)	58 64	
									263	H Saint Francis (PA)	60 63	
									280	H Wagner	45 58	
									301	A Army West Point	75 81	
									305	A Vermont	66 71	
									309	H Albany (NY)	68 55	
									324	A Fairleigh Dickinson	57 45	
									336	H LIU Brooklyn	57 53	
									344	H Central Conn. St.	59 47	
LAST 10 Division I												
			344	H Central Conn. St.	59 47		336	H LIU Brooklyn	57 53			
			143	A Robert Morris	39 69		204	H Mt. St. Mary's	70 76			
			263	A Saint Francis (PA)	58 64		208	A Merrimack	66 78			
			280	H Wagner	45 58		324	A Fairleigh Dickinson	57 45			
			204	A Mt. St. Mary's	72 67		263	H Saint Francis (PA)	60 63			

Non-Div I Games:

Bryant

■ Loss,
 ■ Non-Conf,
 ■ S Site,
 ■ H Home
 ■ A Away
 N Neutral

Average RPI Win:	206	WON-LOST	WINNING	LAST 10	STRENGTH OF	OPP. STRENGTH	TEAM	ADJ.	CONF.	ADJ CONF.
Average RPI Loss:	130	RECORD	PCT. RANK	GAMES	SCHEDULE	OF SCHEDULE	RPI	RPI	RPI	RPI
DIV. I ONLY	16- 6	48	8-2	177	164	74	74	15	15	
DIV. I NON-CONF.	7- 4	100	0	106	196	79	79	15	15	
TOTALS	RPI 1-25	RPI 26-50	W-L RECORDS	RPI 51-100	RPI 101-150	RPI 150+				
16- 6	0- 0	0- 1	OVERALL	3- 2	2- 1	11- 2				
8- 1	0- 0	0- 0	HOME	2- 1	0- 0	6- 0				
6- 5	0- 0	0- 1	AWAY	0- 1	2- 1	4- 2				
2- 0	0- 0	0- 0	NEUTRAL	1- 0	0- 0	1- 0				
7- 4	0- 0	0- 1	NON-CONFERENCE	2- 2	0- 0	5- 1				
3- 1	0- 0	0- 0	HOME	1- 1	0- 0	2- 0				
2- 3	0- 0	0- 1	AWAY	0- 1	0- 0	2- 1				
2- 0	0- 0	0- 0	NEUTRAL	1- 0	0- 0	1- 0				
9- 2	0- 0	0- 0	CONFERENCE	1- 0	2- 1	6- 1				
5- 0	0- 0	0- 0	HOME	1- 0	0- 0	4- 0				
4- 2	0- 0	0- 0	AWAY	0- 0	2- 1	2- 1				
0- 0	0- 0	0- 0	NEUTRAL	0- 0	0- 0	0- 0				

RPI 1-25			RPI 26-50			RPI 51-100			Team's RPI: 74	RPI 101+		
RPI	S	Opponent	Score	RPI	S	Opponent	Score	RPI	S	Opponent	Score	RPI
				50	A	Virginia	60 84	60	H	Drexel	60 49	125
								69	H	Temple	61 72	140
								77	A	Stony Brook	73 78	150
								83	N	Cincinnati	56 48	156
								84	H	Colgate	66 43	175
										179	A	Quinnipiac
										217	A	George Mason
										254	A	Loyola Maryland
										254	H	Loyola Maryland
										263	A	Saint Francis (PA)
										267	N	Howard
										284	H	Monmouth
										294	H	St. Bonaventure
										297	A	Navy
										301	A	Army West Point
										301	H	Army West Point
LAST 10 Division I												
254	H	Loyola Maryland	66 42	125	A	Lehigh	71 50					
150	A	Boston U.	48 52	175	H	American	68 43					
301	H	Army West Point	77 46	140	A	Holy Cross	51 40					
254	A	Loyola Maryland	50 60	297	A	Navy	61 34					
84	H	Colgate	66 43	156	H	Lafayette	50 36					

Non-Div I Games:

Bucknell

Buffalo

Through Games Of Feb. 8, 2020

Average RPI Win:	201	WON-LOST	WINNING	LAST 10	STRENGTH OF	OPP. STRENGTH	TEAM	ADJ.	CONF.	ADJ CONF.
Average RPI Loss:	97	RECORD	PCT. RANK	GAMES	SCHEDULE	OF SCHEDULE	RPI	RPI	RPI	RPI
DIV. I ONLY	13- 8	99	4-6	162	115	111	111	10	10	
DIV. I NON-CONF.	9- 2	38	0	215	197	57	57	10	10	
TOTALS	RPI 1-25	RPI 26-50	W-L RECORDS	RPI 51-100	RPI 101-150	RPI 150+				
13- 8	0- 2	0- 0	OVERALL	2- 2	1- 2	10- 2				
7- 3	0- 1	0- 0	HOME	1- 1	0- 1	6- 0				
4- 5	0- 1	0- 0	AWAY	0- 1	1- 1	3- 2				
2- 0	0- 0	0- 0	NEUTRAL	1- 0	0- 0	1- 0				
9- 2	0- 1	0- 0	NON-CONFERENCE	2- 0	0- 0	7- 1				
5- 0	0- 0	0- 0	HOME	1- 0	0- 0	4- 0				
2- 2	0- 1	0- 0	AWAY	0- 0	0- 0	2- 1				
2- 0	0- 0	0- 0	NEUTRAL	1- 0	0- 0	1- 0				
4- 6	0- 1	0- 0	CONFERENCE	0- 2	1- 2	3- 1				
2- 3	0- 1	0- 0	HOME	0- 1	0- 1	2- 0				
2- 3	0- 0	0- 0	AWAY	0- 1	1- 1	1- 1				
0- 0	0- 0	0- 0	NEUTRAL	0- 0	0- 0	0- 0				

RPI 1-25				RPI 26-50				RPI 51-100				RPI 101+ Team's RPI: 111			
RPI	S	Opponent	Score	RPI	S	Opponent	Score	RPI	S	Opponent	Score	RPI	S	Opponent	Score
11	A	Stanford	69 88					53	H	Ohio	65 76	117	A	Kent St.	57 44
18	H	Central Mich.	93 98					60	N	Drexel	63 59	149	A	Toledo	59 71
								68	H	Dayton	67 59	149	H	Toledo	62 78
								73	A	Ball St.	65 69	152	A	San Jose St.	88 95
												161	H	Eastern Mich.	66 63
												164	H	Columbia	82 75
												166	A	Miami (OH)	86 72
												169	A	Northern Ill.	63 64
												175	N	American	73 55
												202	H	Dartmouth	73 49
												251	H	Bowling Green	65 59
												269	A	Niagara	81 67
												294	A	St. Bonaventure	46 36
												339	H	Canisius	71 55
												344	H	Central Conn. St.	61 56
LAST 10 Division I															
149	H	Toledo	62 78	161	H	Eastern Mich.	66 63								
169	A	Northern Ill.	63 64	251	H	Bowling Green	65 59								
18	H	Central Mich.	93 98	53	H	Ohio	65 76								
117	A	Kent St.	57 44	149	A	Toledo	59 71								
73	A	Ball St.	65 69	166	A	Miami (OH)	86 72								

Non-Div I Games:

Buffalo

■ Loss,
 ■ Non-Conf,
 S Site,
 ■ Home
 ■ Away
 N Neutral

Average RPI Win:	186	WON-LOST	WINNING	LAST 10	STRENGTH OF	OPP. STRENGTH	TEAM	ADJ.	CONF.	ADJ CONF.
Average RPI Loss:	53	RECORD	PCT. RANK	GAMES	SCHEDULE	OF SCHEDULE	RPI	RPI	RPI	RPI
DIV. I ONLY	16- 6	48	8-2	203	57	103	103	6	6	
DIV. I NON-CONF.	8- 3	68	0	190	111	113	113	6	6	
TOTALS	RPI 1-25	RPI 26-50	W-L RECORDS	RPI 51-100	RPI 101-150	RPI 150+				
16- 6	0- 2	2- 0	OVERALL	3- 4	1- 0	10- 0				
10- 4	0- 2	1- 0	HOME	1- 2	0- 0	8- 0				
5- 1	0- 0	1- 0	AWAY	1- 1	1- 0	2- 0				
1- 1	0- 0	0- 0	NEUTRAL	1- 1	0- 0	0- 0				
8- 3	0- 1	0- 0	NON-CONFERENCE	2- 2	0- 0	6- 0				
7- 1	0- 1	0- 0	HOME	1- 0	0- 0	6- 0				
0- 1	0- 0	0- 0	AWAY	0- 1	0- 0	0- 0				
1- 1	0- 0	0- 0	NEUTRAL	1- 1	0- 0	0- 0				
8- 3	0- 1	2- 0	CONFERENCE	1- 2	1- 0	4- 0				
3- 3	0- 1	1- 0	HOME	0- 2	0- 0	2- 0				
5- 0	0- 0	1- 0	AWAY	1- 0	1- 0	2- 0				
0- 0	0- 0	0- 0	NEUTRAL	0- 0	0- 0	0- 0				

RPI 1-25				RPI 26-50				RPI 51-100				RPI 101+ Team's RPI: 103			
RPI	S	Opponent	Score	RPI	S	Opponent	Score	RPI	S	Opponent	Score	RPI	S	Opponent	Score
15	H	Indiana	53 64	31	A	Creighton	73 67	53	N	Ohio	60 55	141	A	Providence	50 47
20	H	DePaul	65 80	36	H	Marquette	61 55	55	H	IUPUI	64 61	188	H	High Point	74 52
								56	H	St. John's (NY)	42 67	198	H	Akron	76 55
								64	H	Seton Hall	62 67	241	A	Georgetown	47 46
								73	A	Ball St.	70 74	241	H	Georgetown	60 42
								89	N	Georgia	36 69	245	A	Xavier	78 70
								92	A	Villanova	58 41	245	H	Xavier	63 61
												272	H	Eastern Ky.	73 41
												280	H	Wagner	74 58
												328	H	Detroit Mercy	82 60
												330	H	Purdue Fort Wayne	85 58
LAST 10 Division I															
241	H	Georgetown	60 42	36	H	Marquette	61 55	241	A	Georgetown	47 46				
245	H	Xavier	63 61					92	A	Villanova	58 41				
		31	A	Creighton	73 67			245	A	Xavier	78 70				
		141	A	Providence	50 47			56	H	St. John's (NY)	42 67				
		20	H	DePaul	65 80										

Non-Div I Games:

Butler

■ Loss,
■ Non-Conf,
■ S Site,
■ H Home
■ A Away
N Neutral

CSU Bakersfield

Through Games Of Feb. 8, 2020

Average RPI Win:	250	WON-LOST	WINNING	LAST 10	STRENGTH OF	OPP. STRENGTH	TEAM	ADJ.	CONF.	ADJ CONF.
Average RPI Loss:	207	RECORD	PCT. RANK	GAMES	SCHEDULE	OF SCHEDULE	RPI	RPI	RPI	RPI
DIV. I ONLY	10- 9	158	5-5	254	305	212	212	31	31	
DIV. I NON-CONF.	5- 5	164	0-1	117	179	134	134	32	32	
TOTALS	RPI 1-25	RPI 26-50	W-L RECORDS	RPI 51-100	RPI 101-150	RPI 150+				
10- 9	0- 2	0- 0	OVERALL	0- 0	1- 1	9- 6				
7- 3	0- 0	0- 0	HOME	0- 0	1- 0	6- 3				
3- 6	0- 2	0- 0	AWAY	0- 0	0- 1	3- 3				
0- 0	0- 0	0- 0	NEUTRAL	0- 0	0- 0	0- 0				
5- 5	0- 2	0- 0	NON-CONFERENCE	0- 0	1- 1	4- 2				
5- 0	0- 0	0- 0	HOME	0- 0	1- 0	4- 0				
0- 5	0- 2	0- 0	AWAY	0- 0	0- 1	0- 2				
0- 0	0- 0	0- 0	NEUTRAL	0- 0	0- 0	0- 0				
5- 4	0- 0	0- 0	CONFERENCE	0- 0	0- 0	5- 4				
2- 3	0- 0	0- 0	HOME	0- 0	0- 0	2- 3				
3- 1	0- 0	0- 0	AWAY	0- 0	0- 0	3- 1				
0- 0	0- 0	0- 0	NEUTRAL	0- 0	0- 0	0- 0				

RPI 1-25				RPI 26-50				RPI 51-100				RPI 101+ Team's RPI: 212			
RPI	S	Opponent	Score	RPI	S	Opponent	Score	RPI	S	Opponent	Score	RPI	S	Opponent	Score
7	A	Oregon St.	50 69									107	H	Pacific	80 70
12	A	Gonzaga	48 92									139	A	Washington	49 80
												152	H	San Jose St.	75 71
												159	A	Wright St.	60 65
												219	H	UMKC	70 60
												236	A	Grand Canyon	59 54
												260	H	North Texas	61 52
												272	H	UC Santa Barbara	66 62
												288	A	UC Riverside	52 53
												290	A	California Baptist	66 61
												290	H	California Baptist	53 55
												306	H	UTRGV	52 66
												310	A	Seattle U	57 63
												320	H	N.C. Central	80 71
												321	H	New Mexico St.	60 59
												326	A	Utah Valley	55 53
												350	H	Chicago St.	58 60
LAST 10 Division I															
290	H	California Baptist	53 55	350	H	Chicago St.	58 60								
306	H	UTRGV	52 66	219	H	UMKC	70 60								
321	H	New Mexico St.	60 59	290	A	California Baptist	66 61								
310	A	Seattle U	57 63	236	A	Grand Canyon	59 54								
326	A	Utah Valley	55 53	288	A	UC Riverside	52 53								

Non-Div I Games: Fresno Pacific 95 64 Westcliff 100 44 Cal St. Dom. Hills 83 74

CSU Bakersfield

Loss, Non-Conf, S Site, H Home A Away N Neutral

Average RPI Win: 247	WON-LOST	WINNING	LAST 10	STRENGTH OF	OPP. STRENGTH	TEAM	ADJ.	CONF.	ADJ CONF.
Average RPI Loss: 180	RECORD	PCT. RANK	GAMES	SCHEDULE	OF SCHEDULE	RPI	RPI	RPI	RPI
DIV. I ONLY	8- 13	241	5-5	309	135	287	287	27	27
DIV. I NON-CONF.	4- 9	250	1-1	278	35	271	271	26	26
TOTALS	RPI 1-25	RPI 26-50	W-L RECORDS	RPI 51-100	RPI 101-150	RPI 150+			
8- 13	0- 1	0- 1	OVERALL	0- 2	1- 1	7- 8			
4- 6	0- 1	0- 1	HOME	0- 1	1- 0	3- 3			
3- 6	0- 0	0- 0	AWAY	0- 1	0- 1	3- 4			
1- 1	0- 0	0- 0	NEUTRAL	0- 0	0- 0	1- 1			
4- 9	0- 1	0- 1	NON-CONFERENCE	0- 2	1- 1	3- 4			
1- 4	0- 1	0- 1	HOME	0- 1	1- 0	0- 1			
2- 4	0- 0	0- 0	AWAY	0- 1	0- 1	2- 2			
1- 1	0- 0	0- 0	NEUTRAL	0- 0	0- 0	1- 1			
4- 4	0- 0	0- 0	CONFERENCE	0- 0	0- 0	4- 4			
3- 2	0- 0	0- 0	HOME	0- 0	0- 0	3- 2			
1- 2	0- 0	0- 0	AWAY	0- 0	0- 0	1- 2			
0- 0	0- 0	0- 0	NEUTRAL	0- 0	0- 0	0- 0			

RPI 1-25				RPI 26-50				RPI 51-100				RPI 101+ Team's RPI: 287			
RPI	S	Opponent	Score	RPI	S	Opponent	Score	RPI	S	Opponent	Score	RPI	S	Opponent	Score
4	H	UCLA	44 58	50	H	Virginia	47 72	82	H	Southern California	53 69	121	A	San Diego	40 59
								86	A	Washington St.	61 71	142	H	Portland	73 64
												160	A	UC Davis	39 61
												178	H	Hawaii	58 54
												206	H	Santa Clara	55 76
												228	N	SMU	58 68
												232	H	Cal St. Fullerton	63 57
												244	A	San Francisco	61 79
												258	A	San Diego St.	74 69
												264	A	Long Beach St.	52 60
												281	A	LMU (CA)	56 54
												282	N	Indiana St.	67 59
												288	H	UC Riverside	62 67
												290	A	California Baptist	56 64
												302	A	UC Irvine	56 51
												302	H	UC Irvine	70 62
												312	H	Cal Poly	41 52
LAST 10 Division I															
288	H	UC Riverside	62 67	232	H	Cal St. Fullerton	63 57								
312	H	Cal Poly	41 52	302	H	UC Irvine	70 62								
160	A	UC Davis	39 61	178	H	Hawaii	58 54								
302	A	UC Irvine	56 51	258	A	San Diego St.	74 69								
264	A	Long Beach St.	52 60	121	A	San Diego	40 59								

Non-Div I Games: Hope Int'l 77 54

CSUN

■ Loss,
 ■ Non-Conf,
 ■ S Site,
 ■ Home
 ■ Away
 N Neutral

Average RPI Win:	275	WON-LOST	WINNING	LAST 10	STRENGTH OF	OPP. STRENGTH	TEAM	ADJ.	CONF.	ADJ CONF.
Average RPI Loss:	195	RECORD	PCT. RANK	GAMES	SCHEDULE	OF SCHEDULE	RPI	RPI	RPI	RPI
DIV. I ONLY	5- 14	297	3-7	235	297	312	312	27	27	
DIV. I NON-CONF.	2- 8	295	0-1	160	257	309	309	26	26	
TOTALS	RPI 1-25	RPI 26-50	W-L RECORDS	RPI 51-100	RPI 101-150	RPI 150+				
5- 14	0- 0	0- 2	OVERALL	0- 1	0- 0	5- 11				
4- 6	0- 0	0- 1	HOME	0- 1	0- 0	4- 4				
1- 8	0- 0	0- 1	AWAY	0- 0	0- 0	1- 7				
0- 0	0- 0	0- 0	NEUTRAL	0- 0	0- 0	0- 0				
2- 8	0- 0	0- 2	NON-CONFERENCE	0- 1	0- 0	2- 5				
2- 3	0- 0	0- 1	HOME	0- 1	0- 0	2- 1				
0- 5	0- 0	0- 1	AWAY	0- 0	0- 0	0- 4				
0- 0	0- 0	0- 0	NEUTRAL	0- 0	0- 0	0- 0				
3- 6	0- 0	0- 0	CONFERENCE	0- 0	0- 0	3- 6				
2- 3	0- 0	0- 0	HOME	0- 0	0- 0	2- 3				
1- 3	0- 0	0- 0	AWAY	0- 0	0- 0	1- 3				
0- 0	0- 0	0- 0	NEUTRAL	0- 0	0- 0	0- 0				

RPI 1-25			RPI 26-50			RPI 51-100			RPI 101+ Team's RPI: 312		
RPI	S	Opponent	Score	RPI	S	Opponent	Score	RPI	S	Opponent	Score
				29	A	Arizona St.	41 66	63	H	Fresno St.	52 79
				32	H	Old Dominion	55 61				
								158	A	Saint Mary's (CA)	67 84
								160	H	UC Davis	36 42
								178	H	Hawaii	46 59
								187	A	Pepperdine	53 63
								229	H	Lamar University	57 56
								232	A	Cal St. Fullerton	64 65
								256	A	Nevada	40 71
								264	A	Long Beach St.	69 72
								264	H	Long Beach St.	61 41
								272	A	UC Santa Barbara	50 52
								287	A	CSUN	52 41
								288	H	UC Riverside	75 70
								293	A	Denver	66 96
								302	H	UC Irvine	57 68
								308	H	Sacramento St.	62 43
								310	H	Seattle U	49 72
LAST 10 Division I											
				264	H	Long Beach St.	61 41	288	H	UC Riverside	75 70
				178	H	Hawaii	46 59	302	H	UC Irvine	57 68
				287	A	CSUN	52 41	272	A	UC Santa Barbara	50 52
				232	A	Cal St. Fullerton	64 65	264	A	Long Beach St.	69 72
				160	H	UC Davis	36 42	256	A	Nevada	40 71

Non-Div I Games: Holy Names 100 35

Cal Poly

■ Loss,
 ■ Non-Conf,
 ■ S Site,
 ■ H Home
 ■ A Away
 N Neutral

Average RPI Win:	262	WON-LOST	WINNING	LAST 10	STRENGTH OF	OPP. STRENGTH	TEAM	ADJ.	CONF.	ADJ CONF.
Average RPI Loss:	215	RECORD	PCT. RANK	GAMES	SCHEDULE	OF SCHEDULE	RPI	RPI	RPI	RPI
DIV. I ONLY	12- 9	126	6-4	325	288	232	232	27	27	
DIV. I NON-CONF.	8- 5	117	2-0	302	297	193	193	26	26	
TOTALS	RPI 1-25	RPI 26-50	W-L RECORDS	RPI 51-100	RPI 101-150	RPI 150+				
12- 9	0- 0	0- 0	OVERALL	0- 0	1- 0	11- 9				
7- 4	0- 0	0- 0	HOME	0- 0	0- 0	7- 4				
5- 5	0- 0	0- 0	AWAY	0- 0	1- 0	4- 5				
0- 0	0- 0	0- 0	NEUTRAL	0- 0	0- 0	0- 0				
8- 5	0- 0	0- 0	NON-CONFERENCE	0- 0	1- 0	7- 5				
4- 2	0- 0	0- 0	HOME	0- 0	0- 0	4- 2				
4- 3	0- 0	0- 0	AWAY	0- 0	1- 0	3- 3				
0- 0	0- 0	0- 0	NEUTRAL	0- 0	0- 0	0- 0				
4- 4	0- 0	0- 0	CONFERENCE	0- 0	0- 0	4- 4				
3- 2	0- 0	0- 0	HOME	0- 0	0- 0	3- 2				
1- 2	0- 0	0- 0	AWAY	0- 0	0- 0	1- 2				
0- 0	0- 0	0- 0	NEUTRAL	0- 0	0- 0	0- 0				

RPI 1-25			RPI 26-50			RPI 51-100			RPI 101+ Team's RPI: 232		
RPI	S	Opponent	Score	RPI	S	Opponent	Score	RPI	S	Opponent	Score
								121	A	San Diego	72 67
								160	H	UC Davis	61 72
								165	A	Southern Utah	63 79
								174	H	Montana	69 71
								176	A	UNLV	64 58
								178	A	Hawaii	72 79
								197	H	Delaware	55 72
								236	A	Grand Canyon	80 70
								244	A	San Francisco	63 71
								258	A	San Diego St.	45 55
								264	H	Long Beach St.	69 65
								272	A	UC Santa Barbara	70 68
								272	H	UC Santa Barbara	66 75
								277	H	Utah St.	83 62
								281	A	LMU (CA)	79 74
								287	A	CSUN	57 63
								288	H	UC Riverside	71 61
								290	H	California Baptist	97 93
								310	H	Seattle U	81 63
								312	H	Cal Poly	65 64
								313	H	Air Force	79 70
LAST 10 Division I											
								288	H	UC Riverside	71 61
								287	A	CSUN	57 63
								160	H	UC Davis	61 72
								264	H	Long Beach St.	69 65
								312	H	Cal Poly	65 64
								272	A	UC Santa Barbara	70 68
								310	H	Seattle U	81 63
								272	H	UC Santa Barbara	66 75
								313	H	Air Force	79 70
								178	A	Hawaii	72 79

Non-Div I Games:

Cal St. Fullerton

■ Loss,
 ■ Non-Conf, S Site,
 ■ Home
 ■ Away
 N Neutral

California

Through Games Of Feb. 8. 2020

Average RPI Win:	211	WON-LOST	WINNING	LAST 10	STRENGTH OF	OPP. STRENGTH	TEAM	ADJ.	CONF.	ADJ CONF.
Average RPI Loss:	54	RECORD	PCT. RANK	GAMES	SCHEDULE	OF SCHEDULE	RPI	RPI	RPI	RPI
DIV. I ONLY	9- 13	230	1-9	32	52	134	134	1	1	
DIV. I NON-CONF.	8- 3	68	0	68	229	60	60	1	1	
TOTALS	RPI 1-25	RPI 26-50	W-L RECORDS	RPI 51-100	RPI 101-150	RPI 150+				
9- 13	0- 5	1- 1	OVERALL	0- 6	2- 1	6- 0				
7- 7	0- 1	1- 1	HOME	0- 4	1- 1	5- 0				
2- 6	0- 4	0- 0	AWAY	0- 2	1- 0	1- 0				
0- 0	0- 0	0- 0	NEUTRAL	0- 0	0- 0	0- 0				
8- 3	0- 1	1- 1	NON-CONFERENCE	0- 1	1- 0	6- 0				
7- 1	0- 0	1- 1	HOME	0- 0	1- 0	5- 0				
1- 2	0- 1	0- 0	AWAY	0- 1	0- 0	1- 0				
0- 0	0- 0	0- 0	NEUTRAL	0- 0	0- 0	0- 0				
1- 10	0- 4	0- 0	CONFERENCE	0- 5	1- 1	0- 0				
0- 6	0- 1	0- 0	HOME	0- 4	0- 1	0- 0				
1- 4	0- 3	0- 0	AWAY	0- 1	1- 0	0- 0				
0- 0	0- 0	0- 0	NEUTRAL	0- 0	0- 0	0- 0				

RPI S	Opponent	Score	RPI S	Opponent	Score	RPI S	Opponent	Score	RPI S	Opponent	Score	Team's RPI: 134
1	A Oregon	55 105	26	H Kentucky	61 63	57	H Colorado	50 62	139	A Washington	81 74	
7	A Oregon St.	44 81	41	H Arkansas	84 80	82	H Southern California	67 75	139	H Washington	64 67	
8	A UConn	61 72				86	A Washington St.	66 92	150	H Boston U.	73 62	
11	A Stanford	40 73				86	H Washington St.	75 96	206	H Santa Clara	69 65	
11	H Stanford	65 79				96	H Utah	62 71	236	H Grand Canyon	72 53	
						98	A Harvard	53 56	258	A San Diego St.	74 48	
									264	H Long Beach St.	68 45	
									288	H UC Riverside	84 61	
									320	H N.C. Central	90 69	
LAST 10 Division I												
82	H Southern California	67 75	1	A Oregon	55 105							
139	A Washington	81 74	7	A Oregon St.	44 81							
86	A Washington St.	66 92	11	H Stanford	65 79							
57	H Colorado	50 62	11	A Stanford	40 73							
96	H Utah	62 71	86	H Washington St.	75 96							

Non-Div I Games:

California

Loss, Non-Conf, S Site, H Home A Away N Neutral

Average RPI Win:	263	WON-LOST	WINNING	LAST 10	STRENGTH OF	OPP. STRENGTH	TEAM	ADJ.	CONF.	ADJ CONF.
Average RPI Loss:	233	RECORD	PCT. RANK	GAMES	SCHEDULE	OF SCHEDULE	RPI	RPI	RPI	RPI
DIV. I ONLY	9- 13	230	3-7	282	345	290	290	31	31	
DIV. I NON-CONF.	6- 6	164	0	230	323	236	236	32	32	
TOTALS	RPI 1-25	RPI 26-50	W-L RECORDS	RPI 51-100	RPI 101-150	RPI 150+				
9- 13	0- 1	0- 0	OVERALL	0- 0	0- 0	9- 12				
6- 4	0- 0	0- 0	HOME	0- 0	0- 0	6- 4				
3- 6	0- 0	0- 0	AWAY	0- 0	0- 0	3- 6				
0- 3	0- 1	0- 0	NEUTRAL	0- 0	0- 0	0- 2				
6- 6	0- 1	0- 0	NON-CONFERENCE	0- 0	0- 0	6- 5				
5- 1	0- 0	0- 0	HOME	0- 0	0- 0	5- 1				
1- 2	0- 0	0- 0	AWAY	0- 0	0- 0	1- 2				
0- 3	0- 1	0- 0	NEUTRAL	0- 0	0- 0	0- 2				
3- 7	0- 0	0- 0	CONFERENCE	0- 0	0- 0	3- 7				
1- 3	0- 0	0- 0	HOME	0- 0	0- 0	1- 3				
2- 4	0- 0	0- 0	AWAY	0- 0	0- 0	2- 4				
0- 0	0- 0	0- 0	NEUTRAL	0- 0	0- 0	0- 0				

RPI 1-25			RPI 26-50			RPI 51-100			RPI 101+ Team's RPI: 290		
RPI	S	Opponent	Score	RPI	S	Opponent	Score	RPI	S	Opponent	Score
11	N	Stanford	78 83					155	N	Houston	75 96
								185	H	Northern Ariz.	98 79
								200	A	Idaho St.	74 68
								212	A	CSU Bakersfield	55 53
								212	H	CSU Bakersfield	61 66
								219	A	UMKC	65 75
								232	A	Cal St. Fullerton	93 97
								236	A	Grand Canyon	66 72
								236	H	Grand Canyon	58 62
								251	N	Bowling Green	60 98
								258	H	San Diego St.	68 80
								264	H	Long Beach St.	79 70
								271	H	Alabama A&M	60 55
								272	H	UC Santa Barbara	85 81
								287	H	CSUN	64 56
								288	A	UC Riverside	64 80
								306	A	UTRGV	68 87
								310	H	Seattle U	49 83
								321	A	New Mexico St.	56 57
								326	H	Utah Valley	80 67
								350	A	Chicago St.	80 65
LAST 10 Division I											
236	A	Grand Canyon	66 72	350	A	Chicago St.	80 65				
212	A	CSU Bakersfield	55 53	236	H	Grand Canyon	58 62				
310	H	Seattle U	49 83	212	H	CSU Bakersfield	61 66				
326	H	Utah Valley	80 67	306	A	UTRGV	68 87				
219	A	UMKC	65 75	321	A	New Mexico St.	56 57				

Non-Div I Games: Ottawa (AZ) 103 75 LIFE Pacific 93 48

California Baptist

Loss, Non-Conf, S Site, H Home A Away N Neutral

Average RPI Win:	256	WON-LOST	WINNING	LAST 10	STRENGTH OF	OPP. STRENGTH	TEAM	ADJ.	CONF.	ADJ CONF.
Average RPI Loss:	204	RECORD	PCT. RANK	GAMES	SCHEDULE	OF SCHEDULE	RPI	RPI	RPI	RPI
DIV. I ONLY	14- 5	46	9-1	297	338	118	118	25	25	
DIV. I NON-CONF.	3- 4	201	0	283	313	232	232	27	27	
TOTALS	RPI 1-25	RPI 26-50	W-L RECORDS	RPI 51-100	RPI 101-150	RPI 150+				
14- 5	0- 0	0- 1	OVERALL	0- 0	0- 1	14- 3				
8- 0	0- 0	0- 0	HOME	0- 0	0- 0	8- 0				
6- 5	0- 0	0- 1	AWAY	0- 0	0- 1	6- 3				
0- 0	0- 0	0- 0	NEUTRAL	0- 0	0- 0	0- 0				
3- 4	0- 0	0- 1	NON-CONFERENCE	0- 0	0- 1	3- 2				
2- 0	0- 0	0- 0	HOME	0- 0	0- 0	2- 0				
1- 4	0- 0	0- 1	AWAY	0- 0	0- 1	1- 2				
0- 0	0- 0	0- 0	NEUTRAL	0- 0	0- 0	0- 0				
11- 1	0- 0	0- 0	CONFERENCE	0- 0	0- 0	11- 1				
6- 0	0- 0	0- 0	HOME	0- 0	0- 0	6- 0				
5- 1	0- 0	0- 0	AWAY	0- 0	0- 0	5- 1				
0- 0	0- 0	0- 0	NEUTRAL	0- 0	0- 0	0- 0				

RPI 1-25			RPI 26-50			RPI 51-100			RPI 101+ Team's RPI: 118		
RPI	S	Opponent	Score	RPI	S	Opponent	Score	RPI	S	Opponent	Score
				32	A	Old Dominion	44 59				
								112	A	Wake Forest	46 74
								151	H	UNC Greensboro	72 64
								173	A	Hampton	68 31
								188	H	High Point	73 36
								213	A	Radford	43 32
								225	H	Gardner-Webb	48 44
								227	H	Kennesaw St.	63 51
								243	A	UNC Asheville	52 60
								243	H	UNC Asheville	59 52
								253	H	Winthrop	63 47
								259	A	Longwood	70 55
								303	A	Presbyterian	53 47
								314	A	Hofstra	55 58
								320	A	N.C. Central	64 67
								335	A	Western Caro.	61 40
								337	A	USC Upstate	80 72
								337	H	USC Upstate	50 38
								341	H	Charleston So.	61 36
LAST 10 Division I											
243	H	UNC Asheville	59 52	253	H	Winthrop	63 47				
337	A	USC Upstate	80 72	173	A	Hampton	68 31				
213	A	Radford	43 32	225	H	Gardner-Webb	48 44				
341	H	Charleston So.	61 36	259	A	Longwood	70 55				
303	A	Presbyterian	53 47	243	A	UNC Asheville	52 60				

Non-Div I Games: St. Andrews 122 56 Bluefield Col. 65 41

Campbell

Loss, Non-Conf, S Site, H Home A Away N Neutral

Average RPI Win:	266	WON-LOST	WINNING	LAST 10	STRENGTH OF	OPP. STRENGTH	TEAM	ADJ.	CONF.	ADJ CONF.
Average RPI Loss:	215	RECORD	PCT. RANK	GAMES	SCHEDULE	OF SCHEDULE	RPI	RPI	RPI	RPI
DIV. I ONLY	3- 18	328	1-9	283	312	339	339	24	24	
DIV. I NON-CONF.	1- 8	322	0	298	305	341	341	25	25	
TOTALS	RPI 1-25	RPI 26-50	W-L RECORDS	RPI 51-100	RPI 101-150	RPI 150+				
3- 18	0- 0	0- 0	OVERALL	0- 3	0- 2	3- 13				
2- 7	0- 0	0- 0	HOME	0- 3	0- 0	2- 4				
1- 10	0- 0	0- 0	AWAY	0- 0	0- 2	1- 8				
0- 1	0- 0	0- 0	NEUTRAL	0- 0	0- 0	0- 1				
1- 8	0- 0	0- 0	NON-CONFERENCE	0- 1	0- 2	1- 5				
1- 2	0- 0	0- 0	HOME	0- 1	0- 0	1- 1				
0- 5	0- 0	0- 0	AWAY	0- 0	0- 2	0- 3				
0- 1	0- 0	0- 0	NEUTRAL	0- 0	0- 0	0- 1				
2- 10	0- 0	0- 0	CONFERENCE	0- 2	0- 0	2- 8				
1- 5	0- 0	0- 0	HOME	0- 2	0- 0	1- 3				
1- 5	0- 0	0- 0	AWAY	0- 0	0- 0	1- 5				
0- 0	0- 0	0- 0	NEUTRAL	0- 0	0- 0	0- 0				

RPI 1-25				RPI 26-50				RPI 51-100				RPI 101+ Team's RPI: 339			
RPI	S	Opponent	Score	RPI	S	Opponent	Score	RPI	S	Opponent	Score	RPI	S	Opponent	Score
								81	H	Marist	59 90	111	A	Buffalo	55 71
								84	H	Colgate	69 90	149	A	Toledo	65 83
								97	H	Rider	57 70	179	A	Quinnipiac	71 74
												220	A	Fairfield	70 72
												220	H	Fairfield	70 63
												224	A	Stetson	52 68
												226	H	Iona	57 60
												230	A	Manhattan	50 68
												250	A	Youngstown St.	59 87
												252	N	Appalachian St.	57 74
												269	A	Niagara	62 81
												274	A	Siena	43 72
												274	H	Siena	63 68
												284	A	Monmouth	71 62
												294	H	St. Bonaventure	84 82
												305	A	Vermont	53 76
												309	H	Albany (NY)	53 70
												329	H	Saint Peter's	68 86
LAST 10 Division I															
				220	H	Fairfield	70 63					97	H	Rider	57 70
				226	H	Iona	57 60					179	A	Quinnipiac	71 74
				274	A	Siena	43 72					220	A	Fairfield	70 72
				269	A	Niagara	62 81					274	H	Siena	63 68
				329	H	Saint Peter's	68 86					81	H	Marist	59 90

Non-Div I Games:

Canisius

Average RPI Win:	286	WON-LOST	WINNING	LAST 10	STRENGTH OF	OPP. STRENGTH	TEAM	ADJ.	CONF.	ADJ CONF.
Average RPI Loss:	135	RECORD	PCT. RANK	GAMES	SCHEDULE	OF SCHEDULE	RPI	RPI	RPI	RPI
DIV. I ONLY	8- 11	226	5-5	214	272	210	210	23	23	
DIV. I NON-CONF.	1- 5	313	0	28	144	213	213	21	21	
TOTALS	RPI 1-25	RPI 26-50	W-L RECORDS	RPI 51-100	RPI 101-150	RPI 150+				
8- 11	0- 1	0- 1	OVERALL	0- 0	0- 4	8- 5				
4- 3	0- 0	0- 0	HOME	0- 0	0- 1	4- 2				
4- 8	0- 1	0- 1	AWAY	0- 0	0- 3	4- 3				
0- 0	0- 0	0- 0	NEUTRAL	0- 0	0- 0	0- 0				
1- 5	0- 1	0- 1	NON-CONFERENCE	0- 0	0- 1	1- 2				
1- 0	0- 0	0- 0	HOME	0- 0	0- 0	1- 0				
0- 5	0- 1	0- 1	AWAY	0- 0	0- 1	0- 2				
0- 0	0- 0	0- 0	NEUTRAL	0- 0	0- 0	0- 0				
7- 6	0- 0	0- 0	CONFERENCE	0- 0	0- 3	7- 3				
3- 3	0- 0	0- 0	HOME	0- 0	0- 1	3- 2				
4- 3	0- 0	0- 0	AWAY	0- 0	0- 2	4- 1				
0- 0	0- 0	0- 0	NEUTRAL	0- 0	0- 0	0- 0				

RPI 1-25				RPI 26-50				RPI 51-100				RPI 101+ Team's RPI: 210			
RPI	S	Opponent	Score	RPI	S	Opponent	Score	RPI	S	Opponent	Score	RPI	S	Opponent	Score
16	A	Texas A&M	46 76	45	A	Tennessee	36 63					106	A	SFA	41 102
												113	H	Abilene Christian	64 74
												114	A	A&M-Corpus Christi	47 67
												145	A	Tulane	38 65
												157	H	Jackson St.	57 54
												167	H	New Orleans	37 49
												170	H	Sam Houston St.	54 72
												183	A	Little Rock	48 63
												203	A	Northern Ky.	56 72
												223	A	Southeastern La.	42 63
												229	H	Lamar University	53 29
												286	A	Incarinate Word	47 37
												291	A	Nicholls St.	53 46
												323	H	Houston Baptist	63 39
												333	A	Northwestern St.	51 44
												334	A	McNeese	70 57
												334	H	McNeese	70 49
LAST 10 Division I															
334	H	McNeese	70 49	291	A	Nicholls St.	53 46								
229	H	Lamar University	53 29	106	A	SFA	41 102								
333	A	Northwestern St.	51 44	170	H	Sam Houston St.	54 72								
223	A	Southeastern La.	42 63	167	H	New Orleans	37 49								
113	H	Abilene Christian	64 74	334	A	McNeese	70 57								

Non-Div I Games: Hendrix 104 28 Central Baptist 66 43 Crowley's Ridge 82 26

Central Ark.

Average RPI Win:	314	WON-LOST	WINNING	LAST 10	STRENGTH OF	OPP. STRENGTH	TEAM	ADJ.	CONF.	ADJ CONF.
Average RPI Loss:	219	RECORD	PCT. RANK	GAMES	SCHEDULE	OF SCHEDULE	RPI	RPI	RPI	RPI
DIV. I ONLY	2- 21	344	1-9	310	332	344	344	30	30	
DIV. I NON-CONF.	1- 10	329	0	288	250	332	332	31	31	
TOTALS	RPI 1-25	RPI 26-50	W-L RECORDS	RPI 51-100	RPI 101-150	RPI 150+				
2- 21	0- 0	0- 1	OVERALL	0- 0	0- 5	2- 15				
1- 7	0- 0	0- 0	HOME	0- 0	0- 1	1- 6				
1- 14	0- 0	0- 1	AWAY	0- 0	0- 4	1- 9				
0- 0	0- 0	0- 0	NEUTRAL	0- 0	0- 0	0- 0				
1- 10	0- 0	0- 1	NON-CONFERENCE	0- 0	0- 3	1- 6				
0- 3	0- 0	0- 0	HOME	0- 0	0- 0	0- 3				
1- 7	0- 0	0- 1	AWAY	0- 0	0- 3	1- 3				
0- 0	0- 0	0- 0	NEUTRAL	0- 0	0- 0	0- 0				
1- 11	0- 0	0- 0	CONFERENCE	0- 0	0- 2	1- 9				
1- 4	0- 0	0- 0	HOME	0- 0	0- 1	1- 3				
0- 7	0- 0	0- 0	AWAY	0- 0	0- 1	0- 6				
0- 0	0- 0	0- 0	NEUTRAL	0- 0	0- 0	0- 0				

RPI 1-25			RPI 26-50			RPI 51-100			RPI 101+			Team's RPI: 344
RPI	S	Opponent	Score	RPI	S	Opponent	Score	RPI	S	Opponent	Score	
				27	A	FGCU	60 94					
								105	A	Duquesne	33 72	
								111	A	Buffalo	56 61	
								125	A	Lehigh	51 70	
								143	A	Robert Morris	42 80	
								143	H	Robert Morris	56 86	
								181	A	Fla. Atlantic	54 72	
								204	A	Mt. St. Mary's	64 72	
								208	H	Merrimack	56 65	
								214	H	Brown	73 83	
								215	H	UMass Lowell	54 56	
								257	A	New Hampshire	59 70	
								263	A	Saint Francis (PA)	68 72	
								263	H	Saint Francis (PA)	52 64	
								275	A	Pittsburgh	73 81	
								280	H	Wagner	66 63	
								292	A	Sacred Heart	58 66	
								292	H	Sacred Heart	52 54	
								309	H	Albany (NY)	63 73	
								319	A	Bryant	47 59	
								324	A	Fairleigh Dickinson	47 66	
								336	A	LIU Brooklyn	61 63	
								348	A	Hartford	61 54	
LAST 10 Division I												
				319	A	Bryant	47 59					
				263	A	Saint Francis (PA)	68 72					
				143	A	Robert Morris	42 80					
				292	H	Sacred Heart	52 54					
				280	H	Wagner	66 63					
				324	A	Fairleigh Dickinson	47 66					
				204	A	Mt. St. Mary's	64 72					
				336	A	LIU Brooklyn	61 63					
				208	H	Merrimack	56 65					
				292	A	Sacred Heart	58 66					

Non-Div I Games:

Central Conn. St.

■ Loss,
 ■ Non-Conf,
 ■ S Site,
 ■ Home
 ■ A Away
 N Neutral

Average RPI Win:	137	WON-LOST	WINNING	LAST 10	STRENGTH OF	OPP. STRENGTH	TEAM	ADJ.	CONF.	ADJ CONF.
Average RPI Loss:	57	RECORD	PCT. RANK	GAMES	SCHEDULE	OF SCHEDULE	RPI	RPI	RPI	RPI
DIV. I ONLY	18- 4	26	10-0	25	104	18	18	10	10	
DIV. I NON-CONF.	7- 4	100	0	15	95	27	27	10	10	
TOTALS	RPI 1-25	RPI 26-50	W-L RECORDS	RPI 51-100	RPI 101-150	RPI 150+				
18- 4	0- 1	0- 1	OVERALL	6- 1	4- 1	8- 0				
9- 1	0- 0	0- 0	HOME	4- 0	2- 1	3- 0				
9- 3	0- 1	0- 1	AWAY	2- 1	2- 0	5- 0				
0- 0	0- 0	0- 0	NEUTRAL	0- 0	0- 0	0- 0				
7- 4	0- 1	0- 1	NON-CONFERENCE	3- 1	2- 1	2- 0				
4- 1	0- 0	0- 0	HOME	2- 0	1- 1	1- 0				
3- 3	0- 1	0- 1	AWAY	1- 1	1- 0	1- 0				
0- 0	0- 0	0- 0	NEUTRAL	0- 0	0- 0	0- 0				
11- 0	0- 0	0- 0	CONFERENCE	3- 0	2- 0	6- 0				
5- 0	0- 0	0- 0	HOME	2- 0	1- 0	2- 0				
6- 0	0- 0	0- 0	AWAY	1- 0	1- 0	4- 0				
0- 0	0- 0	0- 0	NEUTRAL	0- 0	0- 0	0- 0				

RPI 1-25				Team's RPI: 18	RPI 26-50				RPI 51-100				RPI 101+						
RPI	S	Opponent	Score		RPI	S	Opponent	Score		RPI	S	Opponent	Score		RPI	S	Opponent	Score	
6	A	Louisville	63	76	30	A	Western Ky.	58	93	53	A	Ohio	73	71	111	A	Buffalo	98	93
										53	H	Ohio	92	90	129	A	Bethune-Cookman	92	67
										54	A	UCF	58	64	137	H	Green Bay	105	111
										68	H	Dayton	81	80	138	H	Northeastern	79	63
										70	A	South Dakota St.	79	74	149	H	Toledo	73	66
										73	H	Ball St.	66	39	161	A	Eastern Mich.	89	82
										81	H	Marist	77	54	166	A	Miami (OH)	99	87
															166	H	Miami (OH)	76	70
															169	H	Northern Ill.	66	60
															177	A	Western Mich.	80	70
															198	A	Akron	77	72
															226	H	Iona	70	50
															283	A	Oakland	65	47
LAST 10 Division I																			
166	A	Miami (OH)	99	87	161	A	Eastern Mich.	89	82										
169	H	Northern Ill.	66	60	177	A	Western Mich.	80	70										
53	H	Ohio	92	90	73	H	Ball St.	66	39										
111	A	Buffalo	98	93	166	H	Miami (OH)	76	70										
149	H	Toledo	73	66	53	A	Ohio	73	71										

Non-Div I Games:

Central Mich.

Charleston So.

Through Games Of Feb. 8, 2020

Average RPI Win:	243	WON-LOST	WINNING	LAST 10	STRENGTH OF	OPP. STRENGTH	TEAM	ADJ.	CONF.	ADJ CONF.
Average RPI Loss:	217	RECORD	PCT. RANK	GAMES	SCHEDULE	OF SCHEDULE	RPI	RPI	RPI	RPI
DIV. I ONLY	1- 19	345	1-9	227	348	341	341	25	25	
DIV. I NON-CONF.	0- 7	338	0	193	339	340	340	27	27	
TOTALS	RPI 1-25	RPI 26-50	W-L RECORDS	RPI 51-100	RPI 101-150	RPI 150+				
1- 19	0- 1	0- 0	OVERALL	0- 1	0- 2	1- 15				
0- 10	0- 0	0- 0	HOME	0- 0	0- 1	0- 9				
1- 9	0- 1	0- 0	AWAY	0- 1	0- 1	1- 6				
0- 0	0- 0	0- 0	NEUTRAL	0- 0	0- 0	0- 0				
0- 7	0- 1	0- 0	NON-CONFERENCE	0- 1	0- 1	0- 4				
0- 4	0- 0	0- 0	HOME	0- 0	0- 1	0- 3				
0- 3	0- 1	0- 0	AWAY	0- 1	0- 0	0- 1				
0- 0	0- 0	0- 0	NEUTRAL	0- 0	0- 0	0- 0				
1- 12	0- 0	0- 0	CONFERENCE	0- 0	0- 1	1- 11				
0- 6	0- 0	0- 0	HOME	0- 0	0- 0	0- 6				
1- 6	0- 0	0- 0	AWAY	0- 0	0- 1	1- 5				
0- 0	0- 0	0- 0	NEUTRAL	0- 0	0- 0	0- 0				

RPI	S	Opponent	Score	RPI	S	Opponent	Score	RPI	S	Opponent	Score	RPI	S	Opponent	Score	Team's RPI: 341
22	A	Florida St.	36 88					67	A	North Carolina	54 85	118	A	Campbell	36 61	
												129	H	Bethune-Cookman	41 81	
												173	H	Hampton	59 64	
												188	H	High Point	70 84	
												213	A	Radford	35 72	
												213	H	Radford	40 64	
												218	H	North Dakota	57 73	
												225	A	Gardner-Webb	45 67	
												225	H	Gardner-Webb	52 79	
												243	A	UNC Asheville	60 48	
												246	H	Col. of Charleston	70 79	
												253	A	Winthrop	46 56	
												253	H	Winthrop	53 58	
												259	A	Longwood	64 84	
												303	H	Presbyterian	46 67	
												335	A	Western Caro.	64 69	
												337	A	USC Upstate	53 70	
												346	H	South Carolina St.	75 81	
LAST 10 Division I																
213	H	Radford	40 64	118	A	Campbell	36 61									
253	A	Winthrop	46 56	173	H	Hampton	59 64									
225	A	Gardner-Webb	45 67	243	A	UNC Asheville	60 48									
303	H	Presbyterian	46 67	188	H	High Point	70 84									
253	H	Winthrop	53 58	259	A	Longwood	64 84									

Non-Div I Games: Columbia (SC) 76 59 Virginia-Lynchburg 92 55

Charleston So.

Loss, Non-Conf, S Site, H Home A Away N Neutral

Average RPI Win:	199	WON-LOST	WINNING	LAST 10	STRENGTH OF	OPP. STRENGTH	TEAM	ADJ.	CONF.	ADJ CONF.
Average RPI Loss:	91	RECORD	PCT. RANK	GAMES	SCHEDULE	OF SCHEDULE	RPI	RPI	RPI	RPI
DIV. I ONLY	15- 7	69	5-5	145	107	76	76	13	13	
DIV. I NON-CONF.	9- 2	38	0	172	69	55	55	14	14	
TOTALS	RPI 1-25	RPI 26-50	W-L RECORDS	RPI 51-100	RPI 101-150	RPI 150+				
15- 7	0- 0	0- 3	OVERALL	1- 2	5- 0	9- 2				
7- 2	0- 0	0- 1	HOME	0- 1	1- 0	6- 0				
6- 5	0- 0	0- 2	AWAY	0- 1	3- 0	3- 2				
2- 0	0- 0	0- 0	NEUTRAL	1- 0	1- 0	0- 0				
9- 2	0- 0	0- 1	NON-CONFERENCE	1- 1	4- 0	4- 0				
4- 1	0- 0	0- 0	HOME	0- 1	1- 0	3- 0				
3- 1	0- 0	0- 1	AWAY	0- 0	2- 0	1- 0				
2- 0	0- 0	0- 0	NEUTRAL	1- 0	1- 0	0- 0				
6- 5	0- 0	0- 2	CONFERENCE	0- 1	1- 0	5- 2				
3- 1	0- 0	0- 1	HOME	0- 0	0- 0	3- 0				
3- 4	0- 0	0- 1	AWAY	0- 1	1- 0	2- 2				
0- 0	0- 0	0- 0	NEUTRAL	0- 0	0- 0	0- 0				

RPI 1-25				RPI 26-50				RPI 51-100				Team's RPI: 76	RPI 101+			
RPI	S	Opponent	Score	RPI	S	Opponent	Score	RPI	S	Opponent	Score		RPI	S	Opponent	Score
				26	A	Kentucky	39 86	62	A	Middle Tenn.	59 83		108	A	Davidson	75 64
				30	H	Western Ky.	56 60	79	N	Boston College	84 68		110	A	UAB	83 75
				32	A	Old Dominion	51 54	95	H	Fordham	51 76		112	A	Wake Forest	77 65
													136	H	Richmond	78 59
													145	N	Tulane	60 56
													181	A	Fla. Atlantic	44 65
													197	H	Delaware	61 57
													211	A	UTEP	76 82
													216	H	Southern Miss.	63 59
													225	H	Gardner-Webb	74 49
													242	H	Louisiana Tech	55 37
													247	H	Marshall	52 46
													262	A	East Carolina	59 47
													289	A	FIU	64 50
													300	A	UTSA	67 47
													315	H	UMES	64 44
LAST 10 Division I																
				300	A	UTSA	67 47	181	A	Fla. Atlantic	44 65					
				211	A	UTEP	76 82	30	H	Western Ky.	56 60					
				216	H	Southern Miss.	63 59	247	H	Marshall	52 46					
				242	H	Louisiana Tech	55 37	32	A	Old Dominion	51 54					
				289	A	FIU	64 50	62	A	Middle Tenn.	59 83					

Non-Div I Games:

Charlotte

Chattanooga

Through Games Of Feb. 8, 2020

Average RPI Win: 221	WON-LOST	WINNING	LAST 10	STRENGTH OF	OPP. STRENGTH	TEAM	ADJ.	CONF.	ADJ CONF.
Average RPI Loss: 135	RECORD	PCT. RANK	GAMES	SCHEDULE	OF SCHEDULE	RPI	RPI	RPI	RPI
DIV. I ONLY	6- 17	300	5-5	87	180	231	231	26	26
DIV. I NON-CONF.	1- 13	337	0-1	14	94	214	214	22	22
TOTALS	RPI 1-25	RPI 26-50	W-L RECORDS	RPI 51-100	RPI 101-150	RPI 150+			
6- 17	0- 2	0- 1	OVERALL	0- 6	1- 0	5- 8			
3- 7	0- 0	0- 1	HOME	0- 2	0- 0	3- 4			
3- 10	0- 2	0- 0	AWAY	0- 4	1- 0	2- 4			
0- 0	0- 0	0- 0	NEUTRAL	0- 0	0- 0	0- 0			
1- 13	0- 2	0- 1	NON-CONFERENCE	0- 6	1- 0	0- 4			
0- 6	0- 0	0- 1	HOME	0- 2	0- 0	0- 3			
1- 7	0- 2	0- 0	AWAY	0- 4	1- 0	0- 1			
0- 0	0- 0	0- 0	NEUTRAL	0- 0	0- 0	0- 0			
5- 4	0- 0	0- 0	CONFERENCE	0- 0	0- 0	5- 4			
3- 1	0- 0	0- 0	HOME	0- 0	0- 0	3- 1			
2- 3	0- 0	0- 0	AWAY	0- 0	0- 0	2- 3			
0- 0	0- 0	0- 0	NEUTRAL	0- 0	0- 0	0- 0			

RPI 1-25				RPI 26-50				RPI 51-100				RPI 101+ Team's RPI: 231			
RPI	S	Opponent	Score	RPI	S	Opponent	Score	RPI	S	Opponent	Score	RPI	S	Opponent	Score
6	A	Louisville	37 86	33	H	Purdue	34 66	53	H	Ohio	58 70	109	A	Liberty	71 54
14	A	NC State	38 74					58	A	Belmont	50 63	151	A	UNC Greensboro	41 49
								61	H	Troy	51 90	151	H	UNC Greensboro	74 59
								70	A	South Dakota St.	56 71	172	A	Samford	46 60
								71	A	UT Martin	51 78	173	H	Hampton	55 84
								83	A	Cincinnati	53 72	193	H	Austin Peay	49 50
												199	H	Furman	60 52
												235	H	Northern Colo.	42 59
												265	H	Wofford	80 76
												269	A	ETSU	91 82
												272	A	Eastern Ky.	65 71
												317	A	Mercer	48 55
												335	A	Western Caro.	59 52
												335	H	Western Caro.	53 61
LAST 10 Division I															
335	H	Western Caro.	53 61	199	H	Furman	60 52								
151	H	UNC Greensboro	74 59	265	H	Wofford	80 76								
269	A	ETSU	91 82	151	A	UNC Greensboro	41 49								
317	A	Mercer	48 55	335	A	Western Caro.	59 52								
172	A	Samford	46 60	53	H	Ohio	58 70								

Non-Div I Games:

Chattanooga

■ Loss,
■ Non-Conf, S Site,
■ Home
■ Away
N Neutral

Average RPI Win:	212	WON-LOST	WINNING	LAST 10	STRENGTH OF	OPP. STRENGTH	TEAM	ADJ.	CONF.	ADJ CONF.
Average RPI Loss:	240	RECORD	PCT. RANK	GAMES	SCHEDULE	OF SCHEDULE	RPI	RPI	RPI	RPI
DIV. I ONLY	1- 22	349	1-9	331	327	350	350	31	31	
DIV. I NON-CONF.	0- 13	338	0	276	279	344	344	32	32	
TOTALS	RPI 1-25	RPI 26-50	W-L RECORDS	RPI 51-100	RPI 101-150	RPI 150+				
1- 22	0- 1	0- 0	OVERALL	0- 0	0- 3	1- 18				
0- 9	0- 1	0- 0	HOME	0- 0	0- 2	0- 6				
1- 12	0- 0	0- 0	AWAY	0- 0	0- 1	1- 11				
0- 1	0- 0	0- 0	NEUTRAL	0- 0	0- 0	0- 1				
0- 13	0- 1	0- 0	NON-CONFERENCE	0- 0	0- 3	0- 9				
0- 6	0- 1	0- 0	HOME	0- 0	0- 2	0- 3				
0- 6	0- 0	0- 0	AWAY	0- 0	0- 1	0- 5				
0- 1	0- 0	0- 0	NEUTRAL	0- 0	0- 0	0- 1				
1- 9	0- 0	0- 0	CONFERENCE	0- 0	0- 0	1- 9				
0- 3	0- 0	0- 0	HOME	0- 0	0- 0	0- 3				
1- 6	0- 0	0- 0	AWAY	0- 0	0- 0	1- 6				
0- 0	0- 0	0- 0	NEUTRAL	0- 0	0- 0	0- 0				

RPI 1-25			RPI 26-50			RPI 51-100			RPI 101+ Team's RPI: 350		
RPI	S	Opponent	Score	RPI	S	Opponent	Score	RPI	S	Opponent	Score
24	H	Arizona	50 82					127	A	UT Arlington	53 84
								133	H	Loyola Chicago	53 98
								137	H	Green Bay	46 102
								177	A	Western Mich.	69 90
								180	A	Illinois	66 96
								182	A	Valparaiso	49 95
								207	H	Western Ill.	78 88
								212	A	CSU Bakersfield	60 58
								219	A	UMKC	57 73
								236	A	Grand Canyon	49 69
								256	A	Nevada	60 80
								272	N	UC Santa Barbara	65 96
								283	H	Oakland	70 98
								290	H	California Baptist	65 80
								306	A	UTRGV	68 77
								306	H	UTRGV	67 87
								310	A	Seattle U	51 80
								321	A	New Mexico St.	56 80
								321	H	New Mexico St.	60 73
								326	A	Utah Valley	58 89
								327	A	Evansville	42 76
								342	H	UIC	61 73
LAST 10 Division I											
306	A	UTRGV	68 77	236	A	Grand Canyon	49 69				
321	A	New Mexico St.	56 80	306	H	UTRGV	67 87				
219	A	UMKC	57 73	321	H	New Mexico St.	60 73				
290	H	California Baptist	65 80	310	A	Seattle U	51 80				
212	A	CSU Bakersfield	60 58	326	A	Utah Valley	58 89				

Non-Div I Games:

Chicago St.

Average RPI Win:	170	WON-LOST	WINNING	LAST 10	STRENGTH OF	OPP. STRENGTH	TEAM	ADJ.	CONF.	ADJ CONF.
Average RPI Loss:	61	RECORD	PCT. RANK	GAMES	SCHEDULE	OF SCHEDULE	RPI	RPI	RPI	RPI
DIV. I ONLY	15- 7	69	7-3	122	49	83	83	9	9	
DIV. I NON-CONF.	9- 4	84	1-0	239	26	141	141	9	9	
TOTALS	RPI 1-25	RPI 26-50	W-L RECORDS	RPI 51-100	RPI 101-150	RPI 150+				
15- 7	0- 2	0- 1	OVERALL	5- 3	1- 1	9- 0				
11- 2	0- 0	0- 1	HOME	5- 1	0- 0	6- 0				
4- 3	0- 1	0- 0	AWAY	0- 1	1- 1	3- 0				
0- 2	0- 1	0- 0	NEUTRAL	0- 1	0- 0	0- 0				
9- 4	0- 1	0- 1	NON-CONFERENCE	2- 2	1- 0	6- 0				
7- 2	0- 0	0- 1	HOME	2- 1	0- 0	5- 0				
2- 0	0- 0	0- 0	AWAY	0- 0	1- 0	1- 0				
0- 2	0- 1	0- 0	NEUTRAL	0- 1	0- 0	0- 0				
6- 3	0- 1	0- 0	CONFERENCE	3- 1	0- 1	3- 0				
4- 0	0- 0	0- 0	HOME	3- 0	0- 0	1- 0				
2- 3	0- 1	0- 0	AWAY	0- 1	0- 1	2- 0				
0- 0	0- 0	0- 0	NEUTRAL	0- 0	0- 0	0- 0				

RPI 1-25				RPI 26-50				RPI 51-100				RPI 101+			
RPI	S	Opponent	Score	RPI	S	Opponent	Score	RPI	S	Opponent	Score	RPI	S	Opponent	Score
8	A	UConn	50 80	28	H	Ohio St.	73 78	54	H	UCF	81 64	102	A	VCU	58 56
10	N	Iowa	61 69					69	H	Temple	86 81	145	A	Tulane	59 64
								73	H	Ball St.	63 56	155	H	Houston	85 66
								74	N	Bucknell	48 56	163	A	Memphis	73 66
								75	A	South Fla.	68 76	166	H	Miami (OH)	98 68
								75	H	South Fla.	60 55	228	A	SMU	73 58
								90	H	Saint Louis	50 60	231	H	Chattanooga	72 53
								96	H	Utah	68 62	245	A	Xavier	85 78
												271	H	Alabama A&M	62 47
												275	H	Pittsburgh	69 53
												343	H	Coppin St.	86 40
LAST 10 Division I															
228	A	SMU	73 58	145	A	Tulane	59 64								
75	H	South Fla.	60 55	54	H	UCF	81 64								
8	A	UConn	50 80	163	A	Memphis	73 66								
69	H	Temple	86 81	75	A	South Fla.	68 76								
155	H	Houston	85 66	343	H	Coppin St.	86 40								

Non-Div I Games:

Cincinnati

■ Loss,
■ Non-Conf, S Site,
■ Home
■ Away
N Neutral

Average RPI Win:	225	WON-LOST	WINNING	LAST 10	STRENGTH OF	OPP. STRENGTH	TEAM	ADJ.	CONF.	ADJ CONF.
Average RPI Loss:	72	RECORD	PCT. RANK	GAMES	SCHEDULE	OF SCHEDULE	RPI	RPI	RPI	RPI
DIV. I ONLY	7- 16	280	2-8	59	39	186	186	5	5	
DIV. I NON-CONF.	4- 7	225	0	137	131	227	227	3	3	
TOTALS	RPI 1-25	RPI 26-50	W-L RECORDS	RPI 51-100	RPI 101-150	RPI 150+				
7- 16	0- 6	1- 2	OVERALL	1- 4	0- 2	5- 2				
4- 7	0- 4	1- 0	HOME	0- 1	0- 1	3- 1				
2- 8	0- 1	0- 2	AWAY	1- 3	0- 1	1- 1				
1- 1	0- 1	0- 0	NEUTRAL	0- 0	0- 0	1- 0				
4- 7	0- 3	0- 0	NON-CONFERENCE	0- 1	0- 1	4- 2				
2- 4	0- 1	0- 0	HOME	0- 1	0- 1	2- 1				
1- 2	0- 1	0- 0	AWAY	0- 0	0- 0	1- 1				
1- 1	0- 1	0- 0	NEUTRAL	0- 0	0- 0	1- 0				
3- 9	0- 3	1- 2	CONFERENCE	1- 3	0- 1	1- 0				
2- 3	0- 3	1- 0	HOME	0- 0	0- 0	1- 0				
1- 6	0- 0	0- 2	AWAY	1- 3	0- 1	0- 0				
0- 0	0- 0	0- 0	NEUTRAL	0- 0	0- 0	0- 0				

RPI 1-25				RPI 26-50				RPI 51-100				RPI 101+ Team's RPI: 186			
RPI	S	Opponent	Score	RPI	S	Opponent	Score	RPI	S	Opponent	Score	RPI	S	Opponent	Score
2	H	South Carolina	48 84	37	A	Virginia Tech	50 71	59	A	Miami (FL)	64 68	112	A	Wake Forest	58 63
3	N	Maryland	44 63	39	H	Duke	62 58	65	H	Alabama	54 67	132	H	N.C. A&T	74 82
6	H	Louisville	50 75	50	A	Virginia	54 70	67	A	North Carolina	72 86	191	A	Penn St.	55 68
10	A	Iowa	60 74					88	A	Georgia Tech	47 49	199	H	Furman	77 71
14	H	NC State	60 79					94	A	Notre Dame	71 55	275	H	Pittsburgh	75 67
22	H	Florida St.	64 81									297	H	Navy	52 65
												317	A	Mercer	65 61
												318	N	Alcorn	77 46
												331	H	Alabama St.	76 43
LAST 10 Division I															
50	A	Virginia	54 70	39	H	Duke	62 58								
67	A	North Carolina	72 86	275	H	Pittsburgh	75 67								
14	H	NC State	60 79	88	A	Georgia Tech	47 49								
37	A	Virginia Tech	50 71	112	A	Wake Forest	58 63								
59	A	Miami (FL)	64 68	6	H	Louisville	50 75								

Non-Div I Games:

Clemson

■ Loss,
■ Non-Conf,
■ S Site,
■ H Home
■ A Away
N Neutral

Average RPI Win:	278	WON-LOST	WINNING	LAST 10	STRENGTH OF	OPP. STRENGTH	TEAM	ADJ.	CONF.	ADJ CONF.
Average RPI Loss:	163	RECORD	PCT. RANK	GAMES	SCHEDULE	OF SCHEDULE	RPI	RPI	RPI	RPI
DIV. I ONLY	15- 7	69	6-4	347	256	196	196	22	22	
DIV. I NON-CONF.	8- 1	26	0	350	232	173	173	20	20	
TOTALS	RPI 1-25	RPI 26-50	W-L RECORDS	RPI 51-100	RPI 101-150	RPI 150+				
15- 7	0- 0	0- 0	OVERALL	0- 2	0- 1	15- 4				
5- 3	0- 0	0- 0	HOME	0- 1	0- 1	5- 1				
10- 4	0- 0	0- 0	AWAY	0- 1	0- 0	10- 3				
0- 0	0- 0	0- 0	NEUTRAL	0- 0	0- 0	0- 0				
8- 1	0- 0	0- 0	NON-CONFERENCE	0- 0	0- 0	8- 1				
1- 0	0- 0	0- 0	HOME	0- 0	0- 0	1- 0				
7- 1	0- 0	0- 0	AWAY	0- 0	0- 0	7- 1				
0- 0	0- 0	0- 0	NEUTRAL	0- 0	0- 0	0- 0				
7- 6	0- 0	0- 0	CONFERENCE	0- 2	0- 1	7- 3				
4- 3	0- 0	0- 0	HOME	0- 1	0- 1	4- 1				
3- 3	0- 0	0- 0	AWAY	0- 1	0- 0	3- 2				
0- 0	0- 0	0- 0	NEUTRAL	0- 0	0- 0	0- 0				

RPI S	Opponent	Score	RPI S	Opponent	Score	RPI S	Opponent	Score	RPI S	Opponent	Score	Team's RPI: 196
						55	A IUPUI	48 58	137	H Green Bay	54 74	
						55	H IUPUI	53 78	159	A Wright St.	62 78	
									159	H Wright St.	73 75	
									198	H Akron	66 62	
									203	A Northern Ky.	73 68	
									203	H Northern Ky.	66 62	
									233	H Milwaukee	58 49	
									250	H Youngstown St.	60 52	
									251	A Bowling Green	62 89	
									266	A Delaware St.	57 49	
									269	A ETSU	62 54	
									283	A Oakland	79 58	
									294	A St. Bonaventure	65 62	
									304	A Omaha	79 66	
									314	A Hofstra	61 51	
									328	A Detroit Mercy	59 70	
									335	A Western Caro.	68 61	
									336	A LIU Brooklyn	79 49	
									342	A UIC	83 43	
									342	H UIC	84 44	
LAST 10 Division I												
			159	H Wright St.	73 75		233	H Milwaukee	58 49			
			203	H Northern Ky.	66 62		283	A Oakland	79 58			
			342	A UIC	83 43		328	A Detroit Mercy	59 70			
			55	A IUPUI	48 58		250	H Youngstown St.	60 52			
			137	H Green Bay	54 74		203	A Northern Ky.	73 68			

Non-Div I Games: Davis & Elkins 110 41 Lake Erie 95 49

Cleveland St.

Average RPI Win:	245	WON-LOST	WINNING	LAST 10	STRENGTH OF	OPP. STRENGTH	TEAM	ADJ.	CONF.	ADJ CONF.
Average RPI Loss:	146	RECORD	PCT. RANK	GAMES	SCHEDULE	OF SCHEDULE	RPI	RPI	RPI	RPI
DIV. I ONLY	17- 3	19	9-1	324	232	100	100	21	21	
DIV. I NON-CONF.	8- 1	26	0	343	295	160	160	19	19	
TOTALS	RPI 1-25	RPI 26-50	W-L RECORDS	RPI 51-100	RPI 101-150	RPI 150+				
17- 3	0- 0	0- 0	OVERALL	0- 1	3- 1	14- 1				
8- 1	0- 0	0- 0	HOME	0- 0	1- 1	7- 0				
8- 2	0- 0	0- 0	AWAY	0- 1	1- 0	7- 1				
1- 0	0- 0	0- 0	NEUTRAL	0- 0	1- 0	0- 0				
8- 1	0- 0	0- 0	NON-CONFERENCE	0- 0	1- 1	7- 0				
4- 1	0- 0	0- 0	HOME	0- 0	0- 1	4- 0				
3- 0	0- 0	0- 0	AWAY	0- 0	0- 0	3- 0				
1- 0	0- 0	0- 0	NEUTRAL	0- 0	1- 0	0- 0				
9- 2	0- 0	0- 0	CONFERENCE	0- 1	2- 0	7- 1				
4- 0	0- 0	0- 0	HOME	0- 0	1- 0	3- 0				
5- 2	0- 0	0- 0	AWAY	0- 1	1- 0	4- 1				
0- 0	0- 0	0- 0	NEUTRAL	0- 0	0- 0	0- 0				

RPI S	Opponent	Score	RPI S	Opponent	Score	RPI S	Opponent	Score	RPI S	Opponent	Score
						61	A Troy	77	84		
									127	A UT Arlington	80 62
									127	H UT Arlington	62 56
									136	H Richmond	67 79
									144	N Elon	76 65
									151	H UNC Greensboro	63 54
									183	A Little Rock	68 48
									217	H George Mason	74 59
									234	A South Alabama	71 62
									240	A Arkansas St.	61 63
									252	A Appalachian St.	80 53
									261	A UNCW	62 43
									265	A Wofford	78 73
									295	A Texas St.	69 59
									295	H Texas St.	75 67
									298	H Ga. Southern	66 59
									316	H Georgia St.	87 45
									325	H Ark.-Pine Bluff	76 69
									335	A Western Caro.	66 43
									346	H South Carolina St.	85 44
LAST 10 Division I											
			127	A UT Arlington	80 62		252	A Appalachian St.	80 53		
			295	A Texas St.	69 59		183	A Little Rock	68 48		
			316	H Georgia St.	87 45		127	H UT Arlington	62 56		
			298	H Ga. Southern	66 59		295	H Texas St.	75 67		
			240	A Arkansas St.	61 63		234	A South Alabama	71 62		

Non-Div I Games: UNC Pembroke 86 44 Wesleyan (GA) 132 32

Coastal Caro.

Loss, Non-Conf, S Site, H Home A Away N Neutral

Average RPI Win:	262	WON-LOST	WINNING	LAST 10	STRENGTH OF	OPP. STRENGTH	TEAM	ADJ.	CONF.	ADJ CONF.
Average RPI Loss:	155	RECORD	PCT. RANK	GAMES	SCHEDULE	OF SCHEDULE	RPI	RPI	RPI	RPI
DIV. I ONLY	10- 10	175	4-6	306	241	246	246	14	14	
DIV. I NON-CONF.	6- 4	123	0	345	342	264	264	13	13	
TOTALS	RPI 1-25	RPI 26-50	W-L RECORDS	RPI 51-100	RPI 101-150	RPI 150+				
10- 10	0- 0	0- 1	OVERALL	1- 0	0- 5	9- 4				
5- 5	0- 0	0- 1	HOME	1- 0	0- 1	4- 3				
5- 5	0- 0	0- 0	AWAY	0- 0	0- 4	5- 1				
0- 0	0- 0	0- 0	NEUTRAL	0- 0	0- 0	0- 0				
6- 4	0- 0	0- 0	NON-CONFERENCE	0- 0	0- 1	6- 3				
2- 2	0- 0	0- 0	HOME	0- 0	0- 0	2- 2				
4- 2	0- 0	0- 0	AWAY	0- 0	0- 1	4- 1				
0- 0	0- 0	0- 0	NEUTRAL	0- 0	0- 0	0- 0				
4- 6	0- 0	0- 1	CONFERENCE	1- 0	0- 4	3- 1				
3- 3	0- 0	0- 1	HOME	1- 0	0- 1	2- 1				
1- 3	0- 0	0- 0	AWAY	0- 0	0- 3	1- 0				
0- 0	0- 0	0- 0	NEUTRAL	0- 0	0- 0	0- 0				

RPI S	Opponent	Score	RPI S	Opponent	Score	RPI S	Opponent	Score	RPI S	Opponent	Score	Team's RPI: 246
43	H James Madison	53 87	60	H Drexel	73 59	112	A Wake Forest	50 106	128	A William & Mary	60 85	
						128	H William & Mary	74 80	138	A Northeastern	68 72	
						144	A Elon	48 90	151	H UNC Greensboro	56 69	
						188	A High Point	79 70	189	H Towson	62 79	
						197	H Delaware	84 73	217	H George Mason	61 72	
						253	A Winthrop	84 73	261	H UNCW	67 63	
						303	A Presbyterian	54 58	314	A Hofstra	63 60	
						320	H N.C. Central	85 78	335	H Western Caro.	73 62	
						341	A Charleston So.	79 70	346	A South Carolina St.	76 55	
LAST 10 Division I												
128	H William & Mary	74 80	189	H Towson	62 79							
314	A Hofstra	63 60	128	A William & Mary	60 85							
138	A Northeastern	68 72	144	A Elon	48 90							
261	H UNCW	67 63	197	H Delaware	84 73							
43	H James Madison	53 87	60	H Drexel	73 59							

Non-Div I Games: Coker

82 57

Col. of Charleston

■ Loss,
 ■ Non-Conf,
 ■ S Site,
 ■ H Home
 ■ A Away
 N Neutral

Average RPI Win: 228	WON-LOST	WINNING	LAST 10	STRENGTH OF	OPP. STRENGTH	TEAM	ADJ.	CONF.	ADJ CONF.
Average RPI Loss: 96	RECORD	PCT. RANK	GAMES	SCHEDULE	OF SCHEDULE	RPI	RPI	RPI	RPI
DIV. I ONLY	16- 6	48	8-2	232	141	84	84	15	15
DIV. I NON-CONF.	8- 3	68	0	217	150	73	73	15	15
<hr/>									
TOTALS	RPI 1-25	RPI 26-50	W-L RECORDS	RPI 51-100	RPI 101-150	RPI 150+			
16- 6	0- 1	1- 0	OVERALL	0- 3	3- 0	12- 2			
10- 0	0- 0	1- 0	HOME	0- 0	1- 0	8- 0			
6- 6	0- 1	0- 0	AWAY	0- 3	2- 0	4- 2			
0- 0	0- 0	0- 0	NEUTRAL	0- 0	0- 0	0- 0			
8- 3	0- 1	1- 0	NON-CONFERENCE	0- 2	1- 0	6- 0			
5- 0	0- 0	1- 0	HOME	0- 0	0- 0	4- 0			
3- 3	0- 1	0- 0	AWAY	0- 2	1- 0	2- 0			
0- 0	0- 0	0- 0	NEUTRAL	0- 0	0- 0	0- 0			
8- 3	0- 0	0- 0	CONFERENCE	0- 1	2- 0	6- 2			
5- 0	0- 0	0- 0	HOME	0- 0	1- 0	4- 0			
3- 3	0- 0	0- 0	AWAY	0- 1	1- 0	2- 2			
0- 0	0- 0	0- 0	NEUTRAL	0- 0	0- 0	0- 0			

RPI 1-25				RPI 26-50				RPI 51-100 Team's RPI: 84				RPI 101+			
RPI	S	Opponent	Score	RPI	S	Opponent	Score	RPI	S	Opponent	Score	RPI	S	Opponent	Score
17	A	Northwestern	44 73	40	H	Yale	70 67	65	A	Alabama	52 72	135	A	Cornell	62 58
								74	A	Bucknell	43 66	140	H	Holy Cross	71 60
								90	A	Saint Louis	51 61	150	A	Boston U.	70 61
												156	A	Lafayette	39 55
												156	H	Lafayette	73 52
												175	A	American	61 63
												175	H	American	63 62
												215	H	UMass Lowell	73 51
												254	A	Loyola Maryland	76 74
												269	H	Niagara	85 72
												274	H	Siena	88 51
												280	H	Wagner	74 58
												297	A	Navy	65 53
												297	H	Navy	80 55
												301	H	Army West Point	100 93
												332	A	NJIT	79 52
												339	A	Canisius	90 69
<hr/>															
LAST 10 Division I															
297	A	Navy	65 53	150	A	Boston U.	70 61								
140	H	Holy Cross	71 60	156	H	Lafayette	73 52								
156	A	Lafayette	39 55	297	H	Navy	80 55								
175	H	American	63 62	254	A	Loyola Maryland	76 74								
74	A	Bucknell	43 66	301	H	Army West Point	100 93								

Non-Div I Games:

Colgate

■ Loss,
 ■ Non-Conf, S Site,
 ■ Home
 ■ Away
 N Neutral

Average RPI Win:	187	WON-LOST	WINNING	LAST 10	STRENGTH OF	OPP. STRENGTH	TEAM	ADJ.	CONF.	ADJ CONF.
Average RPI Loss:	27	RECORD	PCT. RANK	GAMES	SCHEDULE	OF SCHEDULE	RPI	RPI	RPI	RPI
DIV. I ONLY	14- 8	93	2-8	68	18	57	57	1	1	
DIV. I NON-CONF.	11- 0	1	0	295	173	54	54	1	1	
TOTALS	RPI 1-25	RPI 26-50	W-L RECORDS	RPI 51-100	RPI 101-150	RPI 150+				
14- 8	0- 6	0- 0	OVERALL	2- 2	5- 0	7- 0				
7- 4	0- 3	0- 0	HOME	1- 1	2- 0	4- 0				
6- 4	0- 3	0- 0	AWAY	1- 1	2- 0	3- 0				
1- 0	0- 0	0- 0	NEUTRAL	0- 0	1- 0	0- 0				
11- 0	0- 0	0- 0	NON-CONFERENCE	0- 0	4- 0	7- 0				
6- 0	0- 0	0- 0	HOME	0- 0	2- 0	4- 0				
4- 0	0- 0	0- 0	AWAY	0- 0	1- 0	3- 0				
1- 0	0- 0	0- 0	NEUTRAL	0- 0	1- 0	0- 0				
3- 8	0- 6	0- 0	CONFERENCE	2- 2	1- 0	0- 0				
1- 4	0- 3	0- 0	HOME	1- 1	0- 0	0- 0				
2- 4	0- 3	0- 0	AWAY	1- 1	1- 0	0- 0				
0- 0	0- 0	0- 0	NEUTRAL	0- 0	0- 0	0- 0				

RPI	S	Opponent	Score	RPI	S	Opponent	Score	RPI	S	Opponent	Score	RPI	S	Opponent	Score
1	A	Oregon	46 104					82	H	Southern California	66 53	110	N	UAB	77 69
1	H	Oregon	53 101					86	A	Washington St.	59 69	115	H	Texas Southern	74 50
4	H	UCLA	62 65					96	A	Utah	80 70	122	H	Wisconsin	74 57
7	A	Oregon St.	60 72					96	H	Utah	69 84	134	A	California	62 50
7	H	Oregon St.	52 79									145	A	Tulane	62 52
11	A	Stanford	68 76									184	H	Jacksonville	66 44
												205	A	Wyoming	66 56
												245	A	Xavier	62 53
												268	A	Colorado St.	79 75
												282	H	Indiana St.	59 46
												293	H	Denver	96 70
												332	H	NJIT	80 57
LAST 10 Division I															
86	A	Washington St.	59 69	96	H	Utah	69 84								
1	H	Oregon	53 101	4	H	UCLA	62 65								
7	H	Oregon St.	52 79	82	H	Southern California	66 53								
134	A	California	62 50	7	A	Oregon St.	60 72								
11	A	Stanford	68 76	1	A	Oregon	46 104								

Non-Div I Games:

Colorado

■ Loss,
 ■ Non-Conf, S Site,
 ■ Home
 ■ Away
 N Neutral

Average RPI Win:	276	WON-LOST	WINNING	LAST 10	STRENGTH OF	OPP. STRENGTH	TEAM	ADJ.	CONF.	ADJ CONF.
Average RPI Loss:	149	RECORD	PCT. RANK	GAMES	SCHEDULE	OF SCHEDULE	RPI	RPI	RPI	RPI
DIV. I ONLY	8- 13	241	4-6	224	244	268	268	17	17	
DIV. I NON-CONF.	4- 5	195	0	303	264	282	282	23	23	
TOTALS	RPI 1-25	RPI 26-50	W-L RECORDS	RPI 51-100	RPI 101-150	RPI 150+				
8- 13	0- 0	0- 1	OVERALL	0- 3	0- 2	8- 7				
6- 5	0- 0	0- 0	HOME	0- 2	0- 1	6- 2				
2- 8	0- 0	0- 1	AWAY	0- 1	0- 1	2- 5				
0- 0	0- 0	0- 0	NEUTRAL	0- 0	0- 0	0- 0				
4- 5	0- 0	0- 1	NON-CONFERENCE	0- 1	0- 1	4- 2				
3- 2	0- 0	0- 0	HOME	0- 1	0- 0	3- 1				
1- 3	0- 0	0- 1	AWAY	0- 0	0- 1	1- 1				
0- 0	0- 0	0- 0	NEUTRAL	0- 0	0- 0	0- 0				
4- 8	0- 0	0- 0	CONFERENCE	0- 2	0- 1	4- 5				
3- 3	0- 0	0- 0	HOME	0- 1	0- 1	3- 1				
1- 5	0- 0	0- 0	AWAY	0- 1	0- 0	1- 4				
0- 0	0- 0	0- 0	NEUTRAL	0- 0	0- 0	0- 0				

RPI S	Opponent	Score	RPI S	Opponent	Score	RPI S	Opponent	Score	RPI S	Opponent	Score	Team's RPI: 268
45	A Tennessee	41 79	57	H Colorado	75 79	124	H Boise St.	69 72	126	A Idaho	54 61	
			63	A Fresno St.	53 55	152	H San Jose St.	53 58	169	H Northern Ill.	75 80	
			63	H Fresno St.	61 79	176	A UNLV	52 56	194	A New Mexico	62 73	
						205	A Wyoming	56 49	235	A Northern Colo.	75 58	
						248	A Tulsa	55 61	256	A Nevada	63 74	
						256	H Nevada	75 70	258	A San Diego St.	49 59	
						277	H Utah St.	56 55	286	H Incarnate Word	75 47	
						288	H UC Riverside	52 40	313	H Air Force	60 40	
						351	H Mississippi Val.	65 46				
LAST 10 Division I												
63	H Fresno St.	61 79	313	H Air Force	60 40							
176	A UNLV	52 56	194	A New Mexico	62 73							
256	A Nevada	63 74	152	H San Jose St.	53 58							
277	H Utah St.	56 55	205	A Wyoming	56 49							
63	A Fresno St.	53 55	256	H Nevada	75 70							

Non-Div I Games: Western St. 56 47 Chadron St. 102 51

Colorado St.

■ Loss,
 ■ Non-Conf,
 ■ S Site,
 ■ H Home
 ■ A Away
 N Neutral

Average RPI Win: 224	WON-LOST	WINNING	LAST 10	STRENGTH OF	OPP. STRENGTH	TEAM	ADJ.	CONF.	ADJ CONF.
Average RPI Loss: 127	RECORD	PCT. RANK	GAMES	SCHEDULE	OF SCHEDULE	RPI	RPI	RPI	RPI
DIV. I ONLY	11- 8	125	5-5	236	149	164	164	8	8
DIV. I NON-CONF.	9- 4	84	3-1	331	220	180	180	8	8

TOTALS	RPI 1-25	RPI 26-50	W-L RECORDS	RPI 51-100	RPI 101-150	RPI 150+			
11- 8	0- 1	0- 1	OVERALL	1- 1	3- 3	7- 2			
8- 2	0- 0	0- 1	HOME	1- 0	2- 0	5- 1			
3- 6	0- 1	0- 0	AWAY	0- 1	1- 3	2- 1			
0- 0	0- 0	0- 0	NEUTRAL	0- 0	0- 0	0- 0			
9- 4	0- 0	0- 0	NON-CONFERENCE	1- 0	2- 2	6- 2			
6- 1	0- 0	0- 0	HOME	1- 0	1- 0	4- 1			
3- 3	0- 0	0- 0	AWAY	0- 0	1- 2	2- 1			
0- 0	0- 0	0- 0	NEUTRAL	0- 0	0- 0	0- 0			
2- 4	0- 1	0- 1	CONFERENCE	0- 1	1- 1	1- 0			
2- 1	0- 0	0- 1	HOME	0- 0	1- 0	1- 0			
0- 3	0- 1	0- 0	AWAY	0- 1	0- 1	0- 0			
0- 0	0- 0	0- 0	NEUTRAL	0- 0	0- 0	0- 0			

RPI 1-25				RPI 26-50				RPI 51-100				RPI 101+ Team's RPI: 164			
RPI	S	Opponent	Score	RPI	S	Opponent	Score	RPI	S	Opponent	Score	RPI	S	Opponent	Score
19	A	Princeton	55 77	40	H	Yale	60 85	85	A	Penn	84 86	104	A	Vanderbilt	51 72
								95	H	Fordham	70 51	108	H	Davidson	63 60
												111	A	Buffalo	75 82
												135	A	Cornell	77 80
												135	H	Cornell	76 66
												143	A	Robert Morris	61 59
												209	H	Saint Joseph's	57 71
												214	H	Brown	74 60
												233	H	Milwaukee	74 46
												241	H	Georgetown	54 49
												301	A	Army West Point	71 62
												309	A	Albany (NY)	78 82
												317	H	Mercer	77 48
												332	H	NJIT	99 43
												340	A	Tennessee St.	75 65

LAST 10 Division I															
19	A	Princeton	55 77	135	H	Cornell	76 66								
85	A	Penn	84 86	317	H	Mercer	77 48								
214	H	Brown	74 60	340	A	Tennessee St.	75 65								
40	H	Yale	60 85	104	A	Vanderbilt	51 72								
135	A	Cornell	77 80	332	H	NJIT	99 43								

Non-Div I Games:

Columbia

■ Loss,
 ■ Non-Conf,
 S Site,
 ■ Home
 ■ Away
 N Neutral

Average RPI Win:	0	WON-LOST	WINNING	LAST 10	STRENGTH OF	OPP. STRENGTH	TEAM	ADJ.	CONF.	ADJ CONF.
Average RPI Loss:	198	RECORD	PCT. RANK	GAMES	SCHEDULE	OF SCHEDULE	RPI	RPI	RPI	RPI
DIV. I ONLY	0- 22	350	0-10	210	321	343	343	29	29	
DIV. I NON-CONF.	0- 12	338	0	132	202	323	323	29	29	
TOTALS	RPI 1-25	RPI 26-50	W-L RECORDS	RPI 51-100	RPI 101-150	RPI 150+				
0- 22	0- 0	0- 3	OVERALL	0- 3	0- 2	0- 14				
0- 8	0- 0	0- 0	HOME	0- 0	0- 1	0- 7				
0- 14	0- 0	0- 3	AWAY	0- 3	0- 1	0- 7				
0- 0	0- 0	0- 0	NEUTRAL	0- 0	0- 0	0- 0				
0- 12	0- 0	0- 3	NON-CONFERENCE	0- 3	0- 0	0- 6				
0- 2	0- 0	0- 0	HOME	0- 0	0- 0	0- 2				
0- 10	0- 0	0- 3	AWAY	0- 3	0- 0	0- 4				
0- 0	0- 0	0- 0	NEUTRAL	0- 0	0- 0	0- 0				
0- 10	0- 0	0- 0	CONFERENCE	0- 0	0- 2	0- 8				
0- 6	0- 0	0- 0	HOME	0- 0	0- 1	0- 5				
0- 4	0- 0	0- 0	AWAY	0- 0	0- 1	0- 3				
0- 0	0- 0	0- 0	NEUTRAL	0- 0	0- 0	0- 0				

RPI S	Opponent	Score	RPI S	Opponent	Score	RPI S	Opponent	Score	RPI S	Opponent	Score	Team's RPI: 343
44	A South Dakota	82	44	A South Dakota	82	68	A Dayton	78	129	A Bethune-Cookman	82	
46	A West Virginia	82	47	A West Virginia	82	70	A South Dakota St.	94	132	H N.C. A&T	84	
47	A Rutgers	107	33	A Rutgers	107	83	A Cincinnati	86	153	A George Washington	54	
									171	H Norfolk St.	85	
									201	A La Salle	79	
									247	A Marshall	60	
									255	H Morgan St.	47	
									266	A Delaware St.	72	
									267	A Howard	64	
									267	H Howard	66	
									269	H Niagara	82	
									296	A UMBC	71	
									320	H N.C. Central	58	
									329	H Saint Peter's	82	
									346	H South Carolina St.	71	
									347	A Florida A&M	58	
LAST 10 Division I												
320	H N.C. Central	58	132	H N.C. A&T	84	38						
267	A Howard	64	347	A Florida A&M	58	48						
266	A Delaware St.	72	129	A Bethune-Cookman	82	51						
267	H Howard	66	171	H Norfolk St.	85	48						
255	H Morgan St.	47	346	H South Carolina St.	71	60						

Non-Div I Games:

Coppin St.

■ Loss,
 ■ Non-Conf,
 ■ S Site,
 ■ Home
 ■ A Away
 N Neutral

Average RPI Win:	259	WON-LOST	WINNING	LAST 10	STRENGTH OF	OPP. STRENGTH	TEAM	ADJ.	CONF.	ADJ CONF.
Average RPI Loss:	84	RECORD	PCT. RANK	GAMES	SCHEDULE	OF SCHEDULE	RPI	RPI	RPI	RPI
DIV. I ONLY	9- 9	175	4-6	85	209	135	135	8	8	
DIV. I NON-CONF.	7- 5	131	2-2	200	266	156	156	8	8	
TOTALS	RPI 1-25	RPI 26-50	W-L RECORDS	RPI 51-100	RPI 101-150	RPI 150+				
9- 9	0- 2	0- 2	OVERALL	0- 2	0- 1	9- 2				
5- 4	0- 0	0- 1	HOME	0- 1	0- 1	5- 1				
4- 5	0- 2	0- 1	AWAY	0- 1	0- 0	4- 1				
0- 0	0- 0	0- 0	NEUTRAL	0- 0	0- 0	0- 0				
7- 5	0- 1	0- 1	NON-CONFERENCE	0- 1	0- 1	7- 1				
3- 3	0- 0	0- 0	HOME	0- 1	0- 1	3- 1				
4- 2	0- 1	0- 1	AWAY	0- 0	0- 0	4- 0				
0- 0	0- 0	0- 0	NEUTRAL	0- 0	0- 0	0- 0				
2- 4	0- 1	0- 1	CONFERENCE	0- 1	0- 0	2- 1				
2- 1	0- 0	0- 1	HOME	0- 0	0- 0	2- 0				
0- 3	0- 1	0- 0	AWAY	0- 1	0- 0	0- 1				
0- 0	0- 0	0- 0	NEUTRAL	0- 0	0- 0	0- 0				

RPI 1-25				RPI 26-50				RPI 51-100				RPI 101+ Team's RPI: 135			
RPI	S	Opponent	Score	RPI	S	Opponent	Score	RPI	S	Opponent	Score	RPI	S	Opponent	Score
19	A	Princeton	29 60	40	H	Yale	67 74	84	H	Colgate	58 62	105	H	Duquesne	62 72
23	A	TCU	49 59	46	A	West Virginia	62 68	85	A	Penn	41 63	164	A	Columbia	66 76
												164	H	Columbia	80 77
												191	H	Binghamton	56 59
												214	H	Brown	74 63
												215	A	UMass Lowell	70 56
												266	A	Delaware St.	77 51
												269	H	Niagara	82 59
												269	H	ETSU	71 43
												294	A	St. Bonaventure	70 42
												309	A	Albany (NY)	71 51
												332	H	NJIT	68 44
LAST 10 Division I															
85	A	Penn	41 63	164	A	Columbia	66 76								
19	A	Princeton	29 60	269	H	ETSU	71 43								
40	H	Yale	67 74	46	A	West Virginia	62 68								
214	H	Brown	74 63	294	A	St. Bonaventure	70 42								
164	H	Columbia	80 77	105	H	Duquesne	62 72								

Non-Div I Games:

Cornell

■ Loss,
■ Non-Conf, S Site,
■ Home
■ Away
N Neutral

Creighton

Through Games Of Feb. 8, 2020

Average RPI Win:	130	WON-LOST	WINNING	LAST 10	STRENGTH OF	OPP. STRENGTH	TEAM	ADJ.	CONF.	ADJ CONF.
Average RPI Loss:	47	RECORD	PCT. RANK	GAMES	SCHEDULE	OF SCHEDULE	RPI	RPI	RPI	RPI
DIV. I ONLY	15- 8	83	5-5	29	47	31	31	6	6	
DIV. I NON-CONF.	8- 3	68	0	29	23	12	12	6	6	
TOTALS	RPI 1-25	RPI 26-50	W-L RECORDS	RPI 51-100	RPI 101-150	RPI 150+				
15- 8	1- 2	2- 3	OVERALL	5- 2	3- 1	4- 0				
7- 2	0- 1	1- 0	HOME	2- 0	2- 1	2- 0				
6- 6	1- 1	0- 3	AWAY	2- 2	1- 0	2- 0				
2- 0	0- 0	1- 0	NEUTRAL	1- 0	0- 0	0- 0				
8- 3	0- 1	1- 2	NON-CONFERENCE	4- 0	1- 0	2- 0				
4- 0	0- 0	0- 0	HOME	2- 0	1- 0	1- 0				
2- 3	0- 1	0- 2	AWAY	1- 0	0- 0	1- 0				
2- 0	0- 0	1- 0	NEUTRAL	1- 0	0- 0	0- 0				
7- 5	1- 1	1- 1	CONFERENCE	1- 2	2- 1	2- 0				
3- 2	0- 1	1- 0	HOME	0- 0	1- 1	1- 0				
4- 3	1- 0	0- 1	AWAY	1- 2	1- 0	1- 0				
0- 0	0- 0	0- 0	NEUTRAL	0- 0	0- 0	0- 0				

RPI 1-25				RPI 26-50				Team's RPI: 31	RPI 51-100				RPI 101+			
RPI	S	Opponent	Score	RPI	S	Opponent	Score		RPI	S	Opponent	Score	RPI	S	Opponent	Score
20	A	DePaul	63 61	29	A	Arizona St.	55 70		52	H	UNI	57 54	103	H	Butler	67 73
20	H	DePaul	71 74	36	A	Marquette	50 52		56	A	St. John's (NY)	58 63	141	A	Providence	77 68
25	A	Drake	53 63	36	H	Marquette	72 62		64	A	Seton Hall	70 82	141	H	Providence	72 63
				44	A	South Dakota	65 72		66	A	Nebraska	79 74	146	H	Wichita St.	56 46
				46	N	West Virginia	82 75		69	N	Temple	69 59	241	A	Georgetown	65 56
									70	H	South Dakota St.	61 48	245	H	Xavier	62 55
									92	A	Villanova	58 42	279	H	North Dakota St.	70 59
													304	A	Omaha	67 54
LAST 10 Division I																
141	A	Providence	77 68	56	A	St. John's (NY)	58 63									
36	A	Marquette	50 52	64	A	Seton Hall	70 82									
20	A	DePaul	63 61	141	H	Providence	72 63									
103	H	Butler	67 73	20	H	DePaul	71 74									
245	H	Xavier	62 55	36	H	Marquette	72 62									

Non-Div I Games:

Creighton

Loss, Non-Conf, S Site, H Home A Away N Neutral

Average RPI Win: 220	WON-LOST	WINNING	LAST 10	STRENGTH OF	OPP. STRENGTH	TEAM	ADJ.	CONF.	ADJ CONF.
Average RPI Loss: 137	RECORD	PCT. RANK	GAMES	SCHEDULE	OF SCHEDULE	RPI	RPI	RPI	RPI
DIV. I ONLY	7- 12	252	2-8	72	213	202	202	8	8
DIV. I NON-CONF.	6- 7	182	1-3	189	292	178	178	8	8
TOTALS	RPI 1-25	RPI 26-50	W-L RECORDS	RPI 51-100	RPI 101-150	RPI 150+			
7- 12	0- 2	0- 1	OVERALL	1- 2	0- 3	6- 4			
5- 5	0- 1	0- 1	HOME	1- 1	0- 0	4- 2			
2- 7	0- 1	0- 0	AWAY	0- 1	0- 3	2- 2			
0- 0	0- 0	0- 0	NEUTRAL	0- 0	0- 0	0- 0			
6- 7	0- 1	0- 0	NON-CONFERENCE	0- 0	0- 3	6- 3			
4- 1	0- 0	0- 0	HOME	0- 0	0- 0	4- 1			
2- 6	0- 1	0- 0	AWAY	0- 0	0- 3	2- 2			
0- 0	0- 0	0- 0	NEUTRAL	0- 0	0- 0	0- 0			
1- 5	0- 1	0- 1	CONFERENCE	1- 2	0- 0	0- 1			
1- 4	0- 1	0- 1	HOME	1- 1	0- 0	0- 1			
0- 1	0- 0	0- 0	AWAY	0- 1	0- 0	0- 0			
0- 0	0- 0	0- 0	NEUTRAL	0- 0	0- 0	0- 0			

RPI 1-25				RPI 26-50				RPI 51-100				RPI 101+ Team's RPI: 202			
RPI	S	Opponent	Score	RPI	S	Opponent	Score	RPI	S	Opponent	Score	RPI	S	Opponent	Score
17	A	Northwestern	37 79	40	H	Yale	47 67	85	H	Penn	33 66	111	A	Buffalo	49 73
19	H	Princeton	34 66					98	A	Harvard	49 64	133	A	Loyola Chicago	40 61
								98	H	Harvard	63 62	150	A	Boston U.	56 74
												208	H	Merrimack	57 52
												214	H	Brown	71 83
												215	A	UMass Lowell	62 51
												220	A	Fairfield	52 51
												230	A	Manhattan	58 70
												237	H	Maine	57 41
												254	A	Loyola Maryland	56 72
												257	H	New Hampshire	66 47
												295	H	Texas St.	51 61
												305	H	Vermont	72 55
LAST 10 Division I															
40	H	Yale	47 67	98	H	Harvard	63 62								
214	H	Brown	71 83	254	A	Loyola Maryland	56 72								
85	H	Penn	33 66	111	A	Buffalo	49 73								
19	H	Princeton	34 66	150	A	Boston U.	56 74								
98	A	Harvard	49 64	257	H	New Hampshire	66 47								

Non-Div I Games:

Dartmouth

■ Loss,
■ Non-Conf, S Site,
■ Home
■ Away
N Neutral

Davidson

Through Games Of Feb. 8, 2020

Average RPI Win:	207	WON-LOST	WINNING	LAST 10	STRENGTH OF	OPP. STRENGTH	TEAM	ADJ.	CONF.	ADJ CONF.
Average RPI Loss:	94	RECORD	PCT. RANK	GAMES	SCHEDULE	OF SCHEDULE	RPI	RPI	RPI	RPI
DIV. I ONLY	12- 9	126	6-4	135	122	108	108	12	12	
DIV. I NON-CONF.	6- 6	164	0-1	210	156	142	142	12	12	
TOTALS	RPI 1-25	RPI 26-50	W-L RECORDS	RPI 51-100	RPI 101-150	RPI 150+				
12- 9	0- 0	0- 2	OVERALL	2- 3	0- 3	10- 1				
5- 3	0- 0	0- 0	HOME	1- 2	0- 1	4- 0				
6- 6	0- 0	0- 2	AWAY	1- 1	0- 2	5- 1				
1- 0	0- 0	0- 0	NEUTRAL	0- 0	0- 0	1- 0				
6- 6	0- 0	0- 2	NON-CONFERENCE	0- 2	0- 1	6- 1				
2- 1	0- 0	0- 0	HOME	0- 1	0- 0	2- 0				
3- 5	0- 0	0- 2	AWAY	0- 1	0- 1	3- 1				
1- 0	0- 0	0- 0	NEUTRAL	0- 0	0- 0	1- 0				
6- 3	0- 0	0- 0	CONFERENCE	2- 1	0- 2	4- 0				
3- 2	0- 0	0- 0	HOME	1- 1	0- 1	2- 0				
3- 1	0- 0	0- 0	AWAY	1- 0	0- 1	2- 0				
0- 0	0- 0	0- 0	NEUTRAL	0- 0	0- 0	0- 0				

RPI 1-25				RPI 26-50				RPI 51-100				RPI 101+				Team's RPI: 108	
RPI	S	Opponent	Score	RPI	S	Opponent	Score	RPI	S	Opponent	Score	RPI	S	Opponent	Score		
				37	A	Virginia Tech	68 88	60	A	Drexel	63 74	119	A	Florida	50 55		
				39	A	Duke	52 82	68	H	Dayton	49 55	136	A	Richmond	57 69		
								76	H	Charlotte	64 75	148	H	Massachusetts	62 70		
								90	A	Saint Louis	65 58	153	H	George Washington	62 55		
								95	H	Fordham	74 62	164	A	Columbia	60 63		
												188	A	High Point	73 63		
												190	A	Rhode Island	77 70		
												190	H	Rhode Island	79 67		
												217	A	George Mason	76 69		
												219	A	UMKC	74 64		
												241	H	Georgetown	66 52		
												269	A	ETSU	75 60		
												302	N	UC Irvine	78 72		
												335	H	Western Caro.	101 51		
LAST 10 Division I																	
				68	H	Dayton	49 55	217	A	George Mason	76 69						
				148	H	Massachusetts	62 70	190	H	Rhode Island	79 67						
				190	A	Rhode Island	77 70	95	H	Fordham	74 62						
				136	A	Richmond	57 69	90	A	Saint Louis	65 58						
				153	H	George Washington	62 55	119	A	Florida	50 55						

Non-Div I Games: Newberry 75 46

Davidson

■ Loss,
 ■ Non-Conf,
 ■ S Site,
 ■ H Home
 ■ A Away
 N Neutral

Average RPI Win:	186	WON-LOST	WINNING	LAST 10	STRENGTH OF	OPP. STRENGTH	TEAM	ADJ.	CONF.	ADJ CONF.
Average RPI Loss:	55	RECORD	PCT. RANK	GAMES	SCHEDULE	OF SCHEDULE	RPI	RPI	RPI	RPI
DIV. I ONLY	16- 7	63	10-0	121	65	68	68	12	12	
DIV. I NON-CONF.	7- 7	164	1-0	135	13	133	133	12	12	
TOTALS	RPI 1-25	RPI 26-50	W-L RECORDS	RPI 51-100	RPI 101-150	RPI 150+				
16- 7	0- 4	0- 0	OVERALL	2- 0	5- 3	9- 0				
7- 2	0- 2	0- 0	HOME	2- 0	1- 0	4- 0				
7- 2	0- 1	0- 0	AWAY	0- 0	4- 1	3- 0				
2- 3	0- 1	0- 0	NEUTRAL	0- 0	0- 2	2- 0				
7- 7	0- 4	0- 0	NON-CONFERENCE	0- 0	2- 3	5- 0				
3- 2	0- 2	0- 0	HOME	0- 0	0- 0	3- 0				
2- 2	0- 1	0- 0	AWAY	0- 0	2- 1	0- 0				
2- 3	0- 1	0- 0	NEUTRAL	0- 0	0- 2	2- 0				
9- 0	0- 0	0- 0	CONFERENCE	2- 0	3- 0	4- 0				
4- 0	0- 0	0- 0	HOME	2- 0	1- 0	1- 0				
5- 0	0- 0	0- 0	AWAY	0- 0	2- 0	3- 0				
0- 0	0- 0	0- 0	NEUTRAL	0- 0	0- 0	0- 0				

RPI	S	Opponent	Score
2	H	South Carolina	49 75
8	H	UConn	37 75
12	N	Gonzaga	65 76
18	A	Central Mich.	80 81

RPI	S	Opponent	Score
-----	---	----------	-------

RPI	S	Opponent	Score
90	H	Saint Louis	48 47
95	H	Fordham	48 44

RPI	S	Opponent	Score
105	H	Duquesne	54 41
108	A	Davidson	55 49
111	A	Buffalo	59 67
112	N	Wake Forest	59 78
120	N	Auburn	74 76
136	A	Richmond	65 51
138	A	Northeastern	71 60
149	A	Toledo	60 42
153	A	George Washington	66 50
201	A	La Salle	98 58
209	A	Saint Joseph's	59 44
217	H	George Mason	59 55
237	N	Maine	78 49
249	H	Morehead St.	58 41
262	N	East Carolina	94 68
276	H	Lipscomb	82 60
343	H	Coppin St.	78 48

LAST 10 Division I

108	A	Davidson	55 49
209	A	Saint Joseph's	59 44
95	H	Fordham	48 44
153	A	George Washington	66 50
90	H	Saint Louis	48 47

105	H	Duquesne	54 41
136	A	Richmond	65 51
217	H	George Mason	59 55
201	A	La Salle	98 58
343	H	Coppin St.	78 48

Non-Div I Games:

Dayton

■ Loss,
 ■ Non-Conf, S Site,
 ■ Home
 ■ Away
 N Neutral

Average RPI Win:	127	WON-LOST	WINNING	LAST 10	STRENGTH OF	OPP. STRENGTH	TEAM	ADJ.	CONF.	ADJ CONF.
Average RPI Loss:	15	RECORD	PCT. RANK	GAMES	SCHEDULE	OF SCHEDULE	RPI	RPI	RPI	RPI
DIV. I ONLY	21- 3	13	9-1	50	41	20	20	6	6	
DIV. I NON-CONF.	10- 2	29	0	51	25	15	15	6	6	
TOTALS	RPI 1-25	RPI 26-50	W-L RECORDS	RPI 51-100	RPI 101-150	RPI 150+				
21- 3	1- 2	2- 1	OVERALL	7- 0	5- 0	6- 0				
12- 2	0- 1	1- 1	HOME	5- 0	1- 0	5- 0				
9- 1	1- 1	1- 0	AWAY	2- 0	4- 0	1- 0				
0- 0	0- 0	0- 0	NEUTRAL	0- 0	0- 0	0- 0				
10- 2	1- 2	0- 0	NON-CONFERENCE	3- 0	2- 0	4- 0				
6- 1	0- 1	0- 0	HOME	2- 0	0- 0	4- 0				
4- 1	1- 1	0- 0	AWAY	1- 0	2- 0	0- 0				
0- 0	0- 0	0- 0	NEUTRAL	0- 0	0- 0	0- 0				
11- 1	0- 0	2- 1	CONFERENCE	4- 0	3- 0	2- 0				
6- 1	0- 0	1- 1	HOME	3- 0	1- 0	1- 0				
5- 0	0- 0	1- 0	AWAY	1- 0	2- 0	1- 0				
0- 0	0- 0	0- 0	NEUTRAL	0- 0	0- 0	0- 0				

RPI 1-25				Team's RPI: 20		RPI 26-50				RPI 51-100				RPI 101+			
RPI	S	Opponent	Score	RPI	S	Opponent	Score	RPI	S	Opponent	Score	RPI	S	Opponent	Score		
7	A	Oregon St.	77 98	31	A	Creighton	74 71	56	A	St. John's (NY)	71 65	103	A	Butler	80 65		
8	H	UConn	74 84	31	H	Creighton	61 63	56	H	St. John's (NY)	74 69	133	A	Loyola Chicago	83 76		
17	A	Northwestern	70 68	36	H	Marquette	89 71	59	H	Miami (FL)	89 83	137	A	Green Bay	76 65		
								60	H	Drexel	81 57	141	A	Providence	80 67		
								64	H	Seton Hall	85 68	141	H	Providence	93 71		
								92	H	Villanova	85 69	166	H	Miami (OH)	98 79		
								94	A	Notre Dame	105 94	233	H	Milwaukee	94 65		
												240	H	Arkansas St.	109 64		
												241	H	Georgetown	92 66		
												245	A	Xavier	91 68		
												331	H	Alabama St.	105 76		
LAST 10 Division I																	
				56	A	St. John's (NY)	71 65					103	A	Butler	80 65		
				141	H	Providence	93 71					245	A	Xavier	91 68		
				31	H	Creighton	61 63					56	H	St. John's (NY)	74 69		
				241	H	Georgetown	92 66					64	H	Seton Hall	85 68		
				92	H	Villanova	85 69					31	A	Creighton	74 71		

Non-Div I Games:

DePaul

■ Loss,
 ■ Non-Conf, S Site,
 ■ Home
 ■ Away
 N Neutral

Delaware

Through Games Of Feb. 8, 2020

Average RPI Win:	198	WON-LOST	WINNING	LAST 10	STRENGTH OF	OPP. STRENGTH	TEAM	ADJ.	CONF.	ADJ CONF.
Average RPI Loss:	145	RECORD	PCT. RANK	GAMES	SCHEDULE	OF SCHEDULE	RPI	RPI	RPI	RPI
DIV. I ONLY	8- 13	241	4-6	134	131	197	197	14	14	
DIV. I NON-CONF.	4- 7	225	0	127	151	189	189	13	13	
TOTALS	RPI 1-25	RPI 26-50	W-L RECORDS	RPI 51-100	RPI 101-150	RPI 150+				
8- 13	0- 1	0- 1	OVERALL	0- 3	3- 2	5- 6				
3- 5	0- 0	0- 1	HOME	0- 0	0- 1	3- 3				
4- 8	0- 1	0- 0	AWAY	0- 3	3- 1	1- 3				
1- 0	0- 0	0- 0	NEUTRAL	0- 0	0- 0	1- 0				
4- 7	0- 1	0- 0	NON-CONFERENCE	0- 2	1- 0	3- 4				
1- 3	0- 0	0- 0	HOME	0- 0	0- 0	1- 3				
2- 4	0- 1	0- 0	AWAY	0- 2	1- 0	1- 1				
1- 0	0- 0	0- 0	NEUTRAL	0- 0	0- 0	1- 0				
4- 6	0- 0	0- 1	CONFERENCE	0- 1	2- 2	2- 2				
2- 2	0- 0	0- 1	HOME	0- 0	0- 1	2- 0				
2- 4	0- 0	0- 0	AWAY	0- 1	2- 1	0- 2				
0- 0	0- 0	0- 0	NEUTRAL	0- 0	0- 0	0- 0				

RPI S	Opponent	Score	RPI S	Opponent	Score	RPI S	Opponent	Score	RPI S	Opponent	Score	Team's RPI: 197
3	A Maryland	55 99	43	H James Madison	39 60	54	A UCF	49 75	128	A William & Mary	58 68	
						60	A Drexel	59 63	138	A Northeastern	81 69	
						76	A Charlotte	57 61	138	H Northeastern	62 72	
									143	A Robert Morris	73 62	
									144	A Elon	65 56	
									153	H George Washington	49 63	
									189	H Towson	69 62	
									206	N Santa Clara	81 80	
									217	H George Mason	63 44	
									225	A Gardner-Webb	65 67	
									232	A Cal St. Fullerton	72 55	
									237	H Maine	56 69	
									246	A Col. of Charleston	73 84	
									261	A UNCW	65 71	
									266	H Delaware St.	64 67	
									314	H Hofstra	80 59	
LAST 10 Division I												
138	A Northeastern	81 69	60	A Drexel	59 63							
189	H Towson	69 62	138	H Northeastern	62 72							
43	H James Madison	39 60	314	H Hofstra	80 59							
144	A Elon	65 56	246	A Col. of Charleston	73 84							
128	A William & Mary	58 68	261	A UNCW	65 71							

Non-Div I Games:

Delaware

Loss, Non-Conf, S Site, H Home A Away N Neutral

Average RPI Win:	297	WON-LOST	WINNING	LAST 10	STRENGTH OF	OPP. STRENGTH	TEAM	ADJ.	CONF.	ADJ CONF.
Average RPI Loss:	141	RECORD	PCT. RANK	GAMES	SCHEDULE	OF SCHEDULE	RPI	RPI	RPI	RPI
DIV. I ONLY	7- 12	252	5-5	151	344	266	266	29	29	
DIV. I NON-CONF.	2- 9	304	0-2	52	337	252	252	29	29	
TOTALS	RPI 1-25	RPI 26-50	W-L RECORDS	RPI 51-100	RPI 101-150	RPI 150+				
7- 12	0- 0	0- 1	OVERALL	0- 2	0- 5	7- 4				
5- 7	0- 0	0- 0	HOME	0- 1	0- 4	5- 2				
2- 5	0- 0	0- 1	AWAY	0- 1	0- 1	2- 2				
0- 0	0- 0	0- 0	NEUTRAL	0- 0	0- 0	0- 0				
2- 9	0- 0	0- 1	NON-CONFERENCE	0- 2	0- 3	2- 3				
1- 6	0- 0	0- 0	HOME	0- 1	0- 3	1- 2				
1- 3	0- 0	0- 1	AWAY	0- 1	0- 0	1- 1				
0- 0	0- 0	0- 0	NEUTRAL	0- 0	0- 0	0- 0				
5- 3	0- 0	0- 0	CONFERENCE	0- 0	0- 2	5- 1				
4- 1	0- 0	0- 0	HOME	0- 0	0- 1	4- 0				
1- 2	0- 0	0- 0	AWAY	0- 0	0- 1	1- 1				
0- 0	0- 0	0- 0	NEUTRAL	0- 0	0- 0	0- 0				

RPI S	Opponent	Score	RPI S	Opponent	Score	RPI S	Opponent	Score	RPI S	Opponent	Score	Team's RPI: 266
43	A James Madison	64 83	79	A Boston College	69 109	125	H Lehigh	38 68	128	H William & Mary	52 73	
			97	H Rider	69 71	132	A N.C. A&T	53 58	132	H N.C. A&T	45 69	
						135	H Cornell	51 77	171	A Norfolk St.	57 65	
						191	H Binghamton	66 75	196	H Cleveland St.	49 57	
						197	A Delaware	67 64	255	H Morgan St.	69 61	
						259	A Longwood	62 78	315	H UMES	72 58	
						320	A N.C. Central	64 60	320	H N.C. Central	64 54	
						329	H Saint Peter's	89 66	343	H Coppin St.	72 55	
LAST 10 Division I												
171	A Norfolk St.	57 65	132	H N.C. A&T	45 69							
315	H UMES	72 58	320	H N.C. Central	64 54							
343	H Coppin St.	72 55	255	H Morgan St.	69 61							
132	A N.C. A&T	53 58	97	H Rider	69 71							
320	A N.C. Central	64 60	79	A Boston College	69 109							

Non-Div I Games: Post 67 41 Georgian Court 69 48

Delaware St.

■ Loss,
 ■ Non-Conf,
 ■ S Site,
 ■ H Home
 ■ A Away
 N Neutral

Average RPI Win:	261	WON-LOST	WINNING	LAST 10	STRENGTH OF	OPP. STRENGTH	TEAM	ADJ.	CONF.	ADJ CONF.
Average RPI Loss:	183	RECORD	PCT. RANK	GAMES	SCHEDULE	OF SCHEDULE	RPI	RPI	RPI	RPI
DIV. I ONLY	9- 14	238	3-7	244	301	293	293	19	19	
DIV. I NON-CONF.	5- 7	205	0	271	322	303	303	18	18	
TOTALS	RPI 1-25	RPI 26-50	W-L RECORDS	RPI 51-100	RPI 101-150	RPI 150+				
9- 14	0- 0	0- 2	OVERALL	0- 2	0- 0	9- 10				
8- 5	0- 0	0- 1	HOME	0- 1	0- 0	8- 3				
1- 7	0- 0	0- 1	AWAY	0- 1	0- 0	1- 5				
0- 2	0- 0	0- 0	NEUTRAL	0- 0	0- 0	0- 2				
5- 7	0- 0	0- 0	NON-CONFERENCE	0- 1	0- 0	5- 6				
5- 2	0- 0	0- 0	HOME	0- 0	0- 0	5- 2				
0- 3	0- 0	0- 0	AWAY	0- 1	0- 0	0- 2				
0- 2	0- 0	0- 0	NEUTRAL	0- 0	0- 0	0- 2				
4- 7	0- 0	0- 2	CONFERENCE	0- 1	0- 0	4- 4				
3- 3	0- 0	0- 1	HOME	0- 1	0- 0	3- 1				
1- 4	0- 0	0- 1	AWAY	0- 0	0- 0	1- 3				
0- 0	0- 0	0- 0	NEUTRAL	0- 0	0- 0	0- 0				

RPI S	Opponent	Score	RPI S	Opponent	Score	RPI S	Opponent	Score	RPI S	Opponent	Score	Team's RPI: 293
44	A South Dakota	61 104	44	H South Dakota	60 92	57	A Colorado	70 96	165	H Southern Utah	81 73	
						70	H South Dakota St.	79 86	177	N Western Mich.	70 79	
									198	N Akron	72 88	
									205	H Wyoming	71 57	
									207	A Western Ill.	75 82	
									218	A North Dakota	91 81	
									218	H North Dakota	82 90	
									219	A UMKC	79 83	
									222	A Oral Roberts	72 84	
									229	A Lamar University	59 71	
									235	H Northern Colo.	74 55	
									271	H Alabama A&M	83 86	
									279	A North Dakota St.	80 85	
									279	H North Dakota St.	91 82	
									302	H UC Irvine	83 75	
									304	H Omaha	66 60	
									312	H Cal Poly	96 66	
									321	H New Mexico St.	75 78	
									330	H Purdue Fort Wayne	83 57	
LAST 10 Division I												
330	H Purdue Fort Wayne	83 57	304	H Omaha	66 60							
44	H South Dakota	60 92	207	A Western Ill.	75 82							
222	A Oral Roberts	72 84	70	H South Dakota St.	79 86							
279	A North Dakota St.	80 85	44	A South Dakota	61 104							
218	A North Dakota	91 81	218	H North Dakota	82 90							

Non-Div I Games: Colo. Christian 89 49

Denver

Loss, Non-Conf, S Site, H Home A Away N Neutral

Detroit Mercy

Through Games Of Feb. 8, 2020

Average RPI Win: 293	WON-LOST	WINNING	LAST 10	STRENGTH OF	OPP. STRENGTH	TEAM	ADJ.	CONF.	ADJ CONF.
Average RPI Loss: 177	RECORD	PCT. RANK	GAMES	SCHEDULE	OF SCHEDULE	RPI	RPI	RPI	RPI
DIV. I ONLY	3- 20	337	2-8	216	286	328	328	22	22
DIV. I NON-CONF.	0- 11	338	0	163	263	330	330	20	20
TOTALS	RPI 1-25	RPI 26-50	W-L RECORDS	RPI 51-100	RPI 101-150	RPI 150+			
3- 20	0- 0	0- 0	OVERALL	0- 2	0- 5	3- 13			
2- 10	0- 0	0- 0	HOME	0- 1	0- 3	2- 6			
1- 8	0- 0	0- 0	AWAY	0- 1	0- 2	1- 5			
0- 2	0- 0	0- 0	NEUTRAL	0- 0	0- 0	0- 2			
0- 11	0- 0	0- 0	NON-CONFERENCE	0- 0	0- 4	0- 7			
0- 5	0- 0	0- 0	HOME	0- 0	0- 2	0- 3			
0- 4	0- 0	0- 0	AWAY	0- 0	0- 2	0- 2			
0- 2	0- 0	0- 0	NEUTRAL	0- 0	0- 0	0- 2			
3- 9	0- 0	0- 0	CONFERENCE	0- 2	0- 1	3- 6			
2- 5	0- 0	0- 0	HOME	0- 1	0- 1	2- 3			
1- 4	0- 0	0- 0	AWAY	0- 1	0- 0	1- 3			
0- 0	0- 0	0- 0	NEUTRAL	0- 0	0- 0	0- 0			

RPI 1-25			RPI 26-50			RPI 51-100			RPI 101+			Team's RPI: 328		
RPI	S	Opponent	Score	RPI	S	Opponent	Score	RPI	S	Opponent	Score			
								55	A	IUPUI	45	82		
								55	H	IUPUI	54	95		
										101	A	Michigan St.	52	110
										103	A	Butler	60	82
										133	H	Loyola Chicago	60	89
										137	H	Green Bay	48	65
										149	H	Toledo	64	82
										159	A	Wright St.	61	67
										161	H	Eastern Mich.	70	84
										162	N	Tennessee Tech	47	69
										177	A	Western Mich.	67	82
										182	H	Valparaiso	58	77
										196	H	Cleveland St.	70	59
										198	H	Akron	60	81
										203	A	Northern Ky.	60	72
										217	A	George Mason	62	75
										233	H	Milwaukee	48	63
										250	H	Youngstown St.	47	62
										283	A	Oakland	60	65
										283	H	Oakland	57	71
										292	N	Sacred Heart	60	66
										342	A	UIC	70	62
										342	H	UIC	58	52
LAST 10 Division I														
				342	H	UIC	58	52		250	H	Youngstown St.	47	62
				55	H	IUPUI	54	95		196	H	Cleveland St.	70	59
				283	A	Oakland	60	65		137	H	Green Bay	48	65
				203	A	Northern Ky.	60	72		233	H	Milwaukee	48	63
				159	A	Wright St.	61	67		55	A	IUPUI	45	82

Non-Div I Games:

Detroit Mercy

Loss, Non-Conf, S Site, H Home A Away N Neutral

Drake

Through Games Of Feb. 8, 2020

Average RPI Win:	140	WON-LOST	WINNING	LAST 10	STRENGTH OF	OPP. STRENGTH	TEAM	ADJ.	CONF.	ADJ CONF.
Average RPI Loss:	29	RECORD	PCT. RANK	GAMES	SCHEDULE	OF SCHEDULE	RPI	RPI	RPI	RPI
DIV. I ONLY	15- 6	55	8-2	36	43	25	25	7	7	
DIV. I NON-CONF.	7- 4	100	0	41	4	32	32	7	7	
TOTALS	RPI 1-25	RPI 26-50	W-L RECORDS	RPI 51-100	RPI 101-150	RPI 150+				
15- 6	0- 2	2- 4	OVERALL	5- 0	2- 0	6- 0				
10- 0	0- 0	2- 0	HOME	3- 0	1- 0	4- 0				
3- 5	0- 2	0- 3	AWAY	2- 0	0- 0	1- 0				
2- 1	0- 0	0- 1	NEUTRAL	0- 0	1- 0	1- 0				
7- 4	0- 1	2- 3	NON-CONFERENCE	1- 0	1- 0	3- 0				
4- 0	0- 0	2- 0	HOME	1- 0	0- 0	1- 0				
1- 3	0- 1	0- 2	AWAY	0- 0	0- 0	1- 0				
2- 1	0- 0	0- 1	NEUTRAL	0- 0	1- 0	1- 0				
8- 2	0- 1	0- 1	CONFERENCE	4- 0	1- 0	3- 0				
6- 0	0- 0	0- 0	HOME	2- 0	1- 0	3- 0				
2- 2	0- 1	0- 1	AWAY	2- 0	0- 0	0- 0				
0- 0	0- 0	0- 0	NEUTRAL	0- 0	0- 0	0- 0				

RPI	S	Opponent	Score
5	A	Missouri St.	67 69
10	A	Iowa	67 79

RPI	S	Opponent	Score
31	H	Creighton	63 53
33	N	Purdue	47 67
38	A	Oklahoma	84 93
42	A	Bradley	76 77
44	A	South Dakota	94 102
48	H	Iowa St.	86 81

RPI	S	Opponent	Score
52	H	UNI	104 87
70	H	South Dakota St.	74 67
78	A	Southern Ill.	73 65
78	H	Southern Ill.	91 76
80	A	Illinois St.	69 67

RPI	S	Opponent	Score
120	N	Auburn	83 82
133	H	Loyola Chicago	80 52
169	A	Northern Ill.	73 49
182	H	Valparaiso	87 66
207	H	Western Ill.	94 75
237	N	Maine	94 62
282	H	Indiana St.	105 65
327	H	Evansville	108 44

LAST 10 Division I

78	H	Southern Ill.	91 76	327	H	Evansville	108 44
133	H	Loyola Chicago	80 52	282	H	Indiana St.	105 65
182	H	Valparaiso	87 66	78	A	Southern Ill.	73 65
42	A	Bradley	76 77	5	A	Missouri St.	67 69
80	A	Illinois St.	69 67	52	H	UNI	104 87

Non-Div I Games: Waldorf 103 18

Drake

Loss, Non-Conf, S Site, H Home A Away N Neutral

Average RPI Win: 181	WON-LOST	WINNING	LAST 10	STRENGTH OF	OPP. STRENGTH	TEAM	ADJ.	CONF.	ADJ CONF.
Average RPI Loss: 107	RECORD	PCT. RANK	GAMES	SCHEDULE	OF SCHEDULE	RPI	RPI	RPI	RPI
DIV. I ONLY	16- 6	48	9-1	124	121	60	60	14	14
DIV. I NON-CONF.	7- 5	131	0	66	93	84	84	13	13
TOTALS	RPI 1-25	RPI 26-50	W-L RECORDS	RPI 51-100	RPI 101-150	RPI 150+			
16- 6	0- 1	1- 0	OVERALL	1- 2	5- 2	9- 1			
10- 1	0- 0	1- 0	HOME	1- 0	3- 1	5- 0			
6- 4	0- 1	0- 0	AWAY	0- 2	2- 0	4- 1			
0- 1	0- 0	0- 0	NEUTRAL	0- 0	0- 1	0- 0			
7- 5	0- 1	0- 0	NON-CONFERENCE	1- 2	2- 2	4- 0			
5- 1	0- 0	0- 0	HOME	1- 0	2- 1	2- 0			
2- 3	0- 1	0- 0	AWAY	0- 2	0- 0	2- 0			
0- 1	0- 0	0- 0	NEUTRAL	0- 0	0- 1	0- 0			
9- 1	0- 0	1- 0	CONFERENCE	0- 0	3- 0	5- 1			
5- 0	0- 0	1- 0	HOME	0- 0	1- 0	3- 0			
4- 1	0- 0	0- 0	AWAY	0- 0	2- 0	2- 1			
0- 0	0- 0	0- 0	NEUTRAL	0- 0	0- 0	0- 0			

RPI 1-25				RPI 26-50				RPI 51-100				RPI 101+			
RPI	S	Opponent	Score	RPI	S	Opponent	Score	RPI	S	Opponent	Score	RPI	S	Opponent	Score
20	A	DePaul	57 81	43	H	James Madison	70 48	74	A	Bucknell	49 60	107	H	Pacific	51 58
								85	A	Penn	49 53	108	H	Davidson	74 63
								92	H	Villanova	54 52	111	N	Buffalo	59 63
												128	A	William & Mary	61 54
												136	H	Richmond	58 52
												138	H	Northeastern	50 41
												144	A	Elon	55 53
												179	A	Quinnipiac	66 62
												189	H	Towson	59 50
												197	H	Delaware	63 59
												201	H	La Salle	69 31
												209	A	Saint Joseph's	62 52
												237	H	Maine	70 57
												246	A	Col. of Charleston	59 73
												261	A	UNCW	73 72
												314	A	Hofstra	45 32
												314	H	Hofstra	74 54
LAST 10 Division I															
314	A	Hofstra	45 32	197	H	Delaware	63 59								
43	H	James Madison	70 48	314	H	Hofstra	74 54								
189	H	Towson	59 50	138	H	Northeastern	50 41								
128	A	William & Mary	61 54	261	A	UNCW	73 72								
144	A	Elon	55 53	246	A	Col. of Charleston	59 73								

Non-Div I Games:

Drexel

■ Loss,
■ Non-Conf, S Site,
■ Home
■ Away
N Neutral

Average RPI Win: 107		WON-LOST	WINNING	LAST 10	STRENGTH OF	OPP. STRENGTH	TEAM	ADJ.	CONF.	ADJ CONF.
Average RPI Loss: 50		RECORD	PCT. RANK	GAMES	SCHEDULE	OF SCHEDULE	RPI	RPI	RPI	RPI
DIV. I ONLY		12- 10	145	5-5	3	46	39	39	5	5
DIV. I NON-CONF.		6- 5	151	0	2	68	20	20	3	3
TOTALS		RPI 1-25	RPI 26-50	W-L RECORDS		RPI 51-100	RPI 101-150	RPI 150+		
12- 10	0- 5		1- 2	OVERALL		7- 1	1- 1	3- 1		
10- 3	0- 2		1- 0	HOME		6- 0	1- 1	2- 0		
2- 7	0- 3		0- 2	AWAY		1- 1	0- 0	1- 1		
0- 0	0- 0		0- 0	NEUTRAL		0- 0	0- 0	0- 0		
6- 5	0- 3		0- 1	NON-CONFERENCE		2- 1	1- 0	3- 0		
5- 1	0- 1		0- 0	HOME		2- 0	1- 0	2- 0		
1- 4	0- 2		0- 1	AWAY		0- 1	0- 0	1- 0		
0- 0	0- 0		0- 0	NEUTRAL		0- 0	0- 0	0- 0		
6- 5	0- 2		1- 1	CONFERENCE		5- 0	0- 1	0- 1		
5- 2	0- 1		1- 0	HOME		4- 0	0- 1	0- 0		
1- 3	0- 1		0- 1	AWAY		1- 0	0- 0	0- 1		
0- 0	0- 0		0- 0	NEUTRAL		0- 0	0- 0	0- 0		

RPI 1-25					RPI 26-50					Team's RPI: 39					RPI 51-100					RPI 101+				
RPI	S	Opponent	Score		RPI	S	Opponent	Score		RPI	S	Opponent	Score		RPI	S	Opponent	Score						
2	A	South Carolina	46	89	27	A	FGCU	56	78	61	H	Troy	99	85	108	H	Davidson	82	52					
6	A	Louisville	55	60	37	H	Virginia Tech	72	67	66	A	Nebraska	79	83	112	H	Wake Forest	58	60					
14	H	NC State	60	63	50	A	Virginia	63	66	67	H	North Carolina	71	61	176	A	UNLV	57	45					
16	A	Texas A&M	58	79						79	H	Boston College	85	73	186	A	Clemson	58	62					
17	H	Northwestern	42	63						85	H	Penn	66	50	188	H	High Point	93	57					
										88	H	Georgia Tech	58	46	200	H	Idaho St.	85	66					
										94	H	Notre Dame	50	47										
										99	A	Syracuse	88	58										
LAST 10 Division I																								
					67	H	North Carolina	71	61	94	H	Notre Dame	50	47										
					14	H	NC State	60	63	37	H	Virginia Tech	72	67										
					88	H	Georgia Tech	58	46	50	A	Virginia	63	66										
					99	A	Syracuse	88	58	6	A	Louisville	55	60										
					186	A	Clemson	58	62	112	H	Wake Forest	58	60										

Non-Div I Games:

Duke

Average RPI Win: 215	WON-LOST	WINNING	LAST 10	STRENGTH OF	OPP. STRENGTH	TEAM	ADJ.	CONF.	ADJ CONF.
Average RPI Loss: 99	RECORD	PCT. RANK	GAMES	SCHEDULE	OF SCHEDULE	RPI	RPI	RPI	RPI
DIV. I ONLY	15- 7	69	5-5	247	103	105	105	12	12
DIV. I NON-CONF.	10- 3	58	0-1	273	116	95	95	12	12
TOTALS	RPI 1-25	RPI 26-50	W-L RECORDS	RPI 51-100	RPI 101-150	RPI 150+			
15- 7	0- 0	0- 1	OVERALL	0- 3	3- 2	12- 1			
7- 2	0- 0	0- 0	HOME	0- 0	1- 2	6- 0			
8- 5	0- 0	0- 1	AWAY	0- 3	2- 0	6- 1			
0- 0	0- 0	0- 0	NEUTRAL	0- 0	0- 0	0- 0			
10- 3	0- 0	0- 1	NON-CONFERENCE	0- 1	2- 1	8- 0			
4- 1	0- 0	0- 0	HOME	0- 0	1- 1	3- 0			
6- 2	0- 0	0- 1	AWAY	0- 1	1- 0	5- 0			
0- 0	0- 0	0- 0	NEUTRAL	0- 0	0- 0	0- 0			
5- 4	0- 0	0- 0	CONFERENCE	0- 2	1- 1	4- 1			
3- 1	0- 0	0- 0	HOME	0- 0	0- 1	3- 0			
2- 3	0- 0	0- 0	AWAY	0- 2	1- 0	1- 1			
0- 0	0- 0	0- 0	NEUTRAL	0- 0	0- 0	0- 0			

RPI S	Opponent	Score	RPI S	Opponent	Score	RPI S	Opponent	Score	RPI S	Opponent	Score	Team's RPI: 105
49	A Oklahoma St.	41 84	68	A Dayton	41 54	102	A VCU	79 76				
			69	A Temple	72 85	117	H Kent St.	75 77				
			90	A Saint Louis	50 53	135	A Cornell	72 62				
						148	H Massachusetts	77 81				
						149	H Toledo	79 74				
						153	A George Washington	60 65				
						156	A Lafayette	73 65				
						198	A Akron	88 63				
						201	H La Salle	82 56				
						209	A Saint Joseph's	58 51				
						217	H George Mason	84 63				
						226	A Iona	76 74				
						227	H Kennesaw St.	75 72				
						230	A Manhattan	76 65				
						263	H Saint Francis (PA)	72 69				
						275	A Pittsburgh	81 62				
						294	H St. Bonaventure	58 39				
						344	H Central Conn. St.	72 33				
LAST 10 Division I												
102	A VCU	79 76	68	A Dayton	41 54							
294	H St. Bonaventure	58 39	201	H La Salle	82 56							
90	A Saint Louis	50 53	153	A George Washington	60 65							
217	H George Mason	84 63	148	H Massachusetts	77 81							
209	A Saint Joseph's	58 51	49	A Oklahoma St.	41 84							

Non-Div I Games:

Duquesne

■ Loss,
 ■ Non-Conf,
 ■ S Site,
 ■ H Home
 ■ A Away
 N Neutral

Average RPI Win: 242	WON-LOST	WINNING	LAST 10	STRENGTH OF	OPP. STRENGTH	TEAM	ADJ.	CONF.	ADJ CONF.
Average RPI Loss: 161	RECORD	PCT. RANK	GAMES	SCHEDULE	OF SCHEDULE	RPI	RPI	RPI	RPI
DIV. I ONLY	7- 16	280	3-7	180	263	269	269	26	26
DIV. I NON-CONF.	4- 10	259	0-1	72	251	215	215	22	22
TOTALS	RPI 1-25	RPI 26-50	W-L RECORDS	RPI 51-100	RPI 101-150	RPI 150+			
7- 16	0- 0	0- 1	OVERALL	0- 2	2- 3	5- 10			
3- 9	0- 0	0- 1	HOME	0- 0	1- 1	2- 7			
4- 7	0- 0	0- 0	AWAY	0- 2	1- 2	3- 3			
0- 0	0- 0	0- 0	NEUTRAL	0- 0	0- 0	0- 0			
4- 10	0- 0	0- 1	NON-CONFERENCE	0- 2	2- 3	2- 4			
2- 5	0- 0	0- 1	HOME	0- 0	1- 1	1- 3			
2- 5	0- 0	0- 0	AWAY	0- 2	1- 2	1- 1			
0- 0	0- 0	0- 0	NEUTRAL	0- 0	0- 0	0- 0			
3- 6	0- 0	0- 0	CONFERENCE	0- 0	0- 0	3- 6			
1- 4	0- 0	0- 0	HOME	0- 0	0- 0	1- 4			
2- 2	0- 0	0- 0	AWAY	0- 0	0- 0	2- 2			
0- 0	0- 0	0- 0	NEUTRAL	0- 0	0- 0	0- 0			

RPI S	Opponent	Score	RPI S	Opponent	Score	RPI S	Opponent	Score	RPI S	Opponent	Score	Team's RPI: 269
45	H Tennessee	68 72	61	A Troy	61 79	108	H Davidson	60 75				
			88	A Georgia Tech	48 87	109	A Liberty	63 62				
						112	H Wake Forest	67 60				
						132	A N.C. A&T	69 80				
						135	A Cornell	43 71				
						151	A UNC Greensboro	47 63				
						151	H UNC Greensboro	45 65				
						172	A Samford	34 68				
						188	A High Point	62 80				
						196	H Cleveland St.	54 62				
						199	H Furman	62 81				
						213	H Radford	43 67				
						231	H Chattanooga	82 91				
						234	H South Alabama	65 60				
						243	H UNC Asheville	54 72				
						252	A Appalachian St.	67 61				
						265	H Wofford	47 76				
						317	A Mercer	72 66				
						335	A Western Caro.	62 57				
						335	H Western Caro.	76 49				
LAST 10 Division I												
151	H UNC Greensboro	45 65	265	H Wofford	47 76							
335	H Western Caro.	76 49	199	H Furman	62 81							
231	H Chattanooga	82 91	335	A Western Caro.	62 57							
172	A Samford	34 68	151	A UNC Greensboro	47 63							
317	A Mercer	72 66	135	A Cornell	43 71							

Non-Div I Games: Converse 73 35

ETSU

■ Loss,
 ■ Non-Conf,
 ■ S Site,
 ■ H Home
 ■ A Away
 N Neutral

East Carolina

Through Games Of Feb. 8, 2020

Average RPI Win:	246	WON-LOST	WINNING	LAST 10	STRENGTH OF	OPP. STRENGTH	TEAM	ADJ.	CONF.	ADJ CONF.
Average RPI Loss:	119	RECORD	PCT. RANK	GAMES	SCHEDULE	OF SCHEDULE	RPI	RPI	RPI	RPI
DIV. I ONLY	5- 17	311	2-8	94	117	262	262	9	9	
DIV. I NON-CONF.	3- 10	282	0-1	92	175	249	249	9	9	
TOTALS	RPI 1-25	RPI 26-50	W-L RECORDS	RPI 51-100	RPI 101-150	RPI 150+				
5- 17	0- 2	0- 0	OVERALL	0- 5	0- 6	5- 4				
4- 7	0- 1	0- 0	HOME	0- 2	0- 2	4- 2				
1- 8	0- 0	0- 0	AWAY	0- 2	0- 4	1- 2				
0- 2	0- 1	0- 0	NEUTRAL	0- 1	0- 0	0- 0				
3- 10	0- 1	0- 0	NON-CONFERENCE	0- 4	0- 4	3- 1				
2- 4	0- 0	0- 0	HOME	0- 2	0- 1	2- 1				
1- 4	0- 0	0- 0	AWAY	0- 1	0- 3	1- 0				
0- 2	0- 1	0- 0	NEUTRAL	0- 1	0- 0	0- 0				
2- 7	0- 1	0- 0	CONFERENCE	0- 1	0- 2	2- 3				
2- 3	0- 1	0- 0	HOME	0- 0	0- 1	2- 1				
0- 4	0- 0	0- 0	AWAY	0- 1	0- 1	0- 2				
0- 0	0- 0	0- 0	NEUTRAL	0- 0	0- 0	0- 0				

RPI 1-25				RPI 26-50				RPI 51-100				RPI 101+ Team's RPI: 262			
RPI	S	Opponent	Score	RPI	S	Opponent	Score	RPI	S	Opponent	Score	RPI	S	Opponent	Score
8	H	UConn	42 98					54	A	UCF	55 91	102	A	VCU	40 53
17	N	Northwestern	45 64					62	H	Middle Tenn.	66 68	109	A	Liberty	66 81
								68	N	Dayton	68 94	112	A	Wake Forest	53 76
								76	H	Charlotte	47 59	128	H	William & Mary	68 78
								89	A	Georgia	50 67	146	A	Wichita St.	55 57
												146	H	Wichita St.	53 61
												155	A	Houston	63 72
												155	H	Houston	53 50
												163	H	Memphis	71 65
												228	H	SMU	47 55
												248	A	Tulsa	56 58
												259	A	Longwood	64 61
												267	H	Howard	51 67
												315	H	UMES	57 42
												337	H	USC Upstate	69 48
LAST 10 Division I															
155	H	Houston	53 50	155	A	Houston	63 72								
146	A	Wichita St.	55 57	146	H	Wichita St.	53 61								
163	H	Memphis	71 65	228	H	SMU	47 55								
8	H	UConn	42 98	54	A	UCF	55 91								
248	A	Tulsa	56 58	89	A	Georgia	50 67								

Non-Div I Games:

East Carolina

Loss, Non-Conf, S Site, H Home A Away N Neutral

Average RPI Win:	262	WON-LOST	WINNING	LAST 10	STRENGTH OF	OPP. STRENGTH	TEAM	ADJ.	CONF.	ADJ CONF.
Average RPI Loss:	164	RECORD	PCT. RANK	GAMES	SCHEDULE	OF SCHEDULE	RPI	RPI	RPI	RPI
DIV. I ONLY	13- 9	112	7-3	335	220	221	221	20	20	
DIV. I NON-CONF.	5- 5	164	0	348	194	304	304	24	24	
TOTALS	RPI 1-25	RPI 26-50	W-L RECORDS	RPI 51-100	RPI 101-150	RPI 150+				
13- 9	0- 0	0- 0	OVERALL	1- 1	0- 3	12- 5				
5- 5	0- 0	0- 0	HOME	1- 0	0- 2	4- 3				
7- 4	0- 0	0- 0	AWAY	0- 1	0- 1	7- 2				
1- 0	0- 0	0- 0	NEUTRAL	0- 0	0- 0	1- 0				
5- 5	0- 0	0- 0	NON-CONFERENCE	0- 0	0- 2	5- 3				
1- 3	0- 0	0- 0	HOME	0- 0	0- 1	1- 2				
3- 2	0- 0	0- 0	AWAY	0- 0	0- 1	3- 1				
1- 0	0- 0	0- 0	NEUTRAL	0- 0	0- 0	1- 0				
8- 4	0- 0	0- 0	CONFERENCE	1- 1	0- 1	7- 2				
4- 2	0- 0	0- 0	HOME	1- 0	0- 1	3- 1				
4- 2	0- 0	0- 0	AWAY	0- 1	0- 0	4- 1				
0- 0	0- 0	0- 0	NEUTRAL	0- 0	0- 0	0- 0				

RPI 1-25				RPI 26-50				RPI 51-100				RPI 101+ Team's RPI: 221			
RPI	S	Opponent	Score	RPI	S	Opponent	Score	RPI	S	Opponent	Score	RPI	S	Opponent	Score
								58	A	Belmont	45 69	122	A	Wisconsin	55 63
								71	H	UT Martin	74 70	130	H	Southeast Mo. St.	65 77
												133	H	Loyola Chicago	51 67
												162	H	Tennessee Tech	62 75
												169	A	Northern Ill.	48 61
												182	H	Valparaiso	66 78
												193	A	Austin Peay	76 47
												207	N	Western Ill.	60 52
												239	A	Murray St.	87 92
												249	A	Morehead St.	57 51
												249	H	Morehead St.	67 62
												272	A	Eastern Ky.	83 63
												272	H	Eastern Ky.	85 38
												276	A	Lipscomb	66 56
												282	H	Indiana St.	57 59
												299	H	Jacksonville St.	55 52
												304	H	Omaha	65 52
												327	A	Evansville	90 44
												340	A	Tennessee St.	73 52
												342	A	UIC	80 45
LAST 10 Division I															
				249	H	Morehead St.	67 62					71	H	UT Martin	74 70
				272	H	Eastern Ky.	85 38					162	H	Tennessee Tech	62 75
				193	A	Austin Peay	76 47					299	H	Jacksonville St.	55 52
				239	A	Murray St.	87 92					249	A	Morehead St.	57 51
				130	H	Southeast Mo. St.	65 77					272	A	Eastern Ky.	83 63

Non-Div I Games: Lindenwood (MO) 88 66

Eastern Ill.

Average RPI Win:	272	WON-LOST	WINNING	LAST 10	STRENGTH OF	OPP. STRENGTH	TEAM	ADJ.	CONF.	ADJ CONF.
Average RPI Loss:	164	RECORD	PCT. RANK	GAMES	SCHEDULE	OF SCHEDULE	RPI	RPI	RPI	RPI
DIV. I ONLY	8- 14	257	3-7	266	280	272	272	20	20	
DIV. I NON-CONF.	5- 5	164	0	255	164	192	192	24	24	
TOTALS	RPI 1-25	RPI 26-50	W-L RECORDS	RPI 51-100	RPI 101-150	RPI 150+				
8- 14	0- 0	0- 0	OVERALL	0- 3	0- 3	8- 8				
3- 7	0- 0	0- 0	HOME	0- 1	0- 1	3- 5				
5- 7	0- 0	0- 0	AWAY	0- 2	0- 2	5- 3				
0- 0	0- 0	0- 0	NEUTRAL	0- 0	0- 0	0- 0				
5- 5	0- 0	0- 0	NON-CONFERENCE	0- 1	0- 2	5- 2				
2- 2	0- 0	0- 0	HOME	0- 0	0- 0	2- 2				
3- 3	0- 0	0- 0	AWAY	0- 1	0- 2	3- 0				
0- 0	0- 0	0- 0	NEUTRAL	0- 0	0- 0	0- 0				
3- 9	0- 0	0- 0	CONFERENCE	0- 2	0- 1	3- 6				
1- 5	0- 0	0- 0	HOME	0- 1	0- 1	1- 3				
2- 4	0- 0	0- 0	AWAY	0- 1	0- 0	2- 3				
0- 0	0- 0	0- 0	NEUTRAL	0- 0	0- 0	0- 0				

RPI S	Opponent	Score	RPI S	Opponent	Score	RPI S	Opponent	Score	RPI S	Opponent	Score	Team's RPI: 272
						55	A IUPUI	42 72	103	A Butler	41 73	
						58	A Belmont	48 68	104	A Vanderbilt	69 75	
						71	H UT Martin	50 65	130	H Southeast Mo. St.	44 60	
									162	A Tennessee Tech	82 87	
									162	H Tennessee Tech	42 60	
									163	A Memphis	63 60	
									166	H Miami (OH)	57 75	
									203	H Northern Ky.	69 62	
									221	A Eastern Ill.	38 85	
									221	H Eastern Ill.	63 83	
									231	H Chattanooga	71 65	
									245	A Xavier	56 55	
									250	H Youngstown St.	63 72	
									299	A Jacksonville St.	54 68	
									299	H Jacksonville St.	33 43	
									317	A Mercer	61 60	
									338	A SIUE	68 38	
									338	H SIUE	49 46	
									340	A Tennessee St.	61 55	
LAST 10 Division I												
			338	A SIUE	68 38		299	A Jacksonville St.	54 68			
			221	A Eastern Ill.	38 85		340	A Tennessee St.	61 55			
			130	H Southeast Mo. St.	44 60		58	A Belmont	48 68			
			71	H UT Martin	50 65		338	H SIUE	49 46			
			162	A Tennessee Tech	82 87		221	H Eastern Ill.	63 83			

Non-Div I Games: Alice Lloyd 102 65

Eastern Ky.

Average RPI Win:	216	WON-LOST	WINNING	LAST 10	STRENGTH OF	OPP. STRENGTH	TEAM	ADJ.	CONF.	ADJ CONF.
Average RPI Loss:	114	RECORD	PCT. RANK	GAMES	SCHEDULE	OF SCHEDULE	RPI	RPI	RPI	RPI
DIV. I ONLY	10- 11	193	5-5	157	137	161	161	10	10	
DIV. I NON-CONF.	4- 6	212	0	247	267	241	241	10	10	
TOTALS	RPI 1-25	RPI 26-50	W-L RECORDS	RPI 51-100	RPI 101-150	RPI 150+				
10- 11	0- 1	0- 1	OVERALL	0- 3	3- 3	7- 3				
5- 4	0- 1	0- 1	HOME	0- 2	1- 0	4- 0				
5- 7	0- 0	0- 0	AWAY	0- 1	2- 3	3- 3				
0- 0	0- 0	0- 0	NEUTRAL	0- 0	0- 0	0- 0				
4- 6	0- 0	0- 1	NON-CONFERENCE	0- 1	1- 2	3- 2				
2- 2	0- 0	0- 1	HOME	0- 1	1- 0	1- 0				
2- 4	0- 0	0- 0	AWAY	0- 0	0- 2	2- 2				
0- 0	0- 0	0- 0	NEUTRAL	0- 0	0- 0	0- 0				
6- 5	0- 1	0- 0	CONFERENCE	0- 2	2- 1	4- 1				
3- 2	0- 1	0- 0	HOME	0- 1	0- 0	3- 0				
3- 3	0- 0	0- 0	AWAY	0- 1	2- 1	1- 1				
0- 0	0- 0	0- 0	NEUTRAL	0- 0	0- 0	0- 0				

RPI 1-25				RPI 26-50				RPI 51-100				RPI 101+ Team's RPI: 161			
RPI	S	Opponent	Score	RPI	S	Opponent	Score	RPI	S	Opponent	Score	RPI	S	Opponent	Score
18	H	Central Mich.	82 89	35	H	Michigan	38 57	53	H	Ohio	65 75	101	A	Michigan St.	50 85
								73	A	Ball St.	54 59	111	A	Buffalo	63 66
								78	H	Southern Ill.	54 85	117	A	Kent St.	74 69
												130	H	Southeast Mo. St.	69 64
												146	A	Wichita St.	52 63
												149	A	Toledo	77 62
												166	H	Miami (OH)	80 53
												169	H	Northern Ill.	62 55
												177	A	Western Mich.	83 79
												191	A	Binghamton	67 78
												198	A	Akron	81 88
												250	A	Youngstown St.	77 79
												251	H	Bowling Green	78 61
												328	A	Detroit Mercy	84 70
												330	H	Purdue Fort Wayne	64 40
												342	A	UIC	68 59
LAST 10 Division I															
177	A	Western Mich.	83 79	18	H	Central Mich.	82 89	111	A	Buffalo	63 66				
53	H	Ohio	65 75	166	H	Miami (OH)	80 53	73	A	Ball St.	54 59				
198	A	Akron	81 88	117	A	Kent St.	74 69								
149	A	Toledo	77 62												
169	H	Northern Ill.	62 55												

Non-Div I Games: Olivet 95 38

Eastern Mich.

■ Loss,
 ■ Non-Conf,
 ■ S Site,
 ■ H Home
 ■ A Away
 N Neutral

Average RPI Win:	322	WON-LOST	WINNING	LAST 10	STRENGTH OF	OPP. STRENGTH	TEAM	ADJ.	CONF.	ADJ CONF.
Average RPI Loss:	147	RECORD	PCT. RANK	GAMES	SCHEDULE	OF SCHEDULE	RPI	RPI	RPI	RPI
DIV. I ONLY	1- 19	345	0-10	80	201	307	307	18	18	
DIV. I NON-CONF.	0- 8	338	0	6	136	238	238	17	17	
TOTALS	RPI 1-25	RPI 26-50	W-L RECORDS	RPI 51-100	RPI 101-150	RPI 150+				
1- 19	0- 2	0- 1	OVERALL	0- 3	0- 2	1- 11				
1- 7	0- 0	0- 0	HOME	0- 1	0- 1	1- 5				
0- 11	0- 2	0- 0	AWAY	0- 2	0- 1	0- 6				
0- 1	0- 0	0- 1	NEUTRAL	0- 0	0- 0	0- 0				
0- 8	0- 2	0- 1	NON-CONFERENCE	0- 1	0- 1	0- 3				
0- 2	0- 0	0- 0	HOME	0- 0	0- 1	0- 1				
0- 5	0- 2	0- 0	AWAY	0- 1	0- 0	0- 2				
0- 1	0- 0	0- 1	NEUTRAL	0- 0	0- 0	0- 0				
1- 11	0- 0	0- 0	CONFERENCE	0- 2	0- 1	1- 8				
1- 5	0- 0	0- 0	HOME	0- 1	0- 0	1- 4				
0- 6	0- 0	0- 0	AWAY	0- 1	0- 1	0- 4				
0- 0	0- 0	0- 0	NEUTRAL	0- 0	0- 0	0- 0				

RPI 1-25				RPI 26-50				RPI 51-100				RPI 101+ Team's RPI: 307			
RPI	S	Opponent	Score	RPI	S	Opponent	Score	RPI	S	Opponent	Score	RPI	S	Opponent	Score
11	A	Stanford	27 92	42	N	Bradley	46 66	91	A	Montana St.	47 79	124	H	Boise St.	61 63
12	A	Gonzaga	44 84					91	H	Montana St.	85 89	126	A	Idaho	60 69
								96	A	Utah	49 87	152	A	San Jose St.	66 84
												165	A	Southern Utah	50 71
												174	A	Montana	54 92
												174	H	Montana	56 77
												185	H	Northern Ariz.	62 70
												187	H	Pepperdine	52 53
												195	A	Portland St.	58 75
												200	H	Idaho St.	47 67
												219	A	UMKC	55 66
												235	A	Northern Colo.	42 63
												308	H	Sacramento St.	67 74
												322	H	Weber St.	63 53
LAST 10 Division I															
91	A	Montana St.	47 79	165	A	Southern Utah	50 71								
174	H	Montana	56 77	91	H	Montana St.	85 89								
185	H	Northern Ariz.	62 70	126	A	Idaho	60 69								
308	H	Sacramento St.	67 74	174	A	Montana	54 92								
235	A	Northern Colo.	42 63	195	A	Portland St.	58 75								

Non-Div I Games: Northwest Chrst. 81 62

Eastern Wash.

■ Loss,
■ Non-Conf,
■ S Site,
■ Home
■ A Away
N Neutral

Average RPI Win:	248	WON-LOST	WINNING	LAST 10	STRENGTH OF	OPP. STRENGTH	TEAM	ADJ.	CONF.	ADJ CONF.
Average RPI Loss:	90	RECORD	PCT. RANK	GAMES	SCHEDULE	OF SCHEDULE	RPI	RPI	RPI	RPI
DIV. I ONLY	9- 11	211	5-5	86	186	144	144	14	14	
DIV. I NON-CONF.	4- 6	212	0	26	253	110	110	13	13	
TOTALS	RPI 1-25	RPI 26-50	W-L RECORDS	RPI 51-100	RPI 101-150	RPI 150+				
9- 11	0- 1	0- 1	OVERALL	0- 5	0- 3	9- 1				
4- 4	0- 0	0- 0	HOME	0- 1	0- 2	4- 1				
5- 5	0- 1	0- 1	AWAY	0- 2	0- 1	5- 0				
0- 2	0- 0	0- 0	NEUTRAL	0- 2	0- 0	0- 0				
4- 6	0- 1	0- 0	NON-CONFERENCE	0- 4	0- 1	4- 0				
2- 1	0- 0	0- 0	HOME	0- 0	0- 1	2- 0				
2- 3	0- 1	0- 0	AWAY	0- 2	0- 0	2- 0				
0- 2	0- 0	0- 0	NEUTRAL	0- 2	0- 0	0- 0				
5- 5	0- 0	0- 1	CONFERENCE	0- 1	0- 2	5- 1				
2- 3	0- 0	0- 0	HOME	0- 1	0- 1	2- 1				
3- 2	0- 0	0- 1	AWAY	0- 0	0- 1	3- 0				
0- 0	0- 0	0- 0	NEUTRAL	0- 0	0- 0	0- 0				

RPI 1-25				RPI 26-50				RPI 51-100				RPI 101+ Team's RPI: 144			
RPI	S	Opponent	Score	RPI	S	Opponent	Score	RPI	S	Opponent	Score	RPI	S	Opponent	Score
14	A	NC State	49 62	43	A	James Madison	48 61	55	N	IUPUI	53 59	112	H	Wake Forest	57 69
								60	H	Drexel	53 55	128	H	William & Mary	77 84
								67	A	North Carolina	46 76	138	A	Northeastern	65 68
								81	A	Marist	55 63	176	A	UNLV	50 44
								100	N	Coastal Caro.	65 76	189	A	Towson	74 61
												197	H	Delaware	56 65
												199	A	Furman	87 76
												246	H	Col. of Charleston	90 48
												252	H	Appalachian St.	67 66
												261	A	UNCW	60 57
												261	H	UNCW	77 53
												314	A	Hofstra	69 56
												335	H	Western Caro.	68 24
LAST 10 Division I															
261	A	UNCW	60 57	138	A	Northeastern	65 68								
128	H	William & Mary	77 84	261	H	UNCW	77 53								
197	H	Delaware	56 65	246	H	Col. of Charleston	90 48								
60	H	Drexel	53 55	43	A	James Madison	48 61								
314	A	Hofstra	69 56	189	A	Towson	74 61								

Non-Div I Games: Newberry 73 53

Elon

■ Loss,
 ■ Non-Conf,
 ■ S Site,
 ■ Home
 ■ A Away
 N Neutral

Average RPI Win:	299	WON-LOST	WINNING	LAST 10	STRENGTH OF	OPP. STRENGTH	TEAM	ADJ.	CONF.	ADJ CONF.
Average RPI Loss:	157	RECORD	PCT. RANK	GAMES	SCHEDULE	OF SCHEDULE	RPI	RPI	RPI	RPI
DIV. I ONLY	2- 19	341	0-10	187	197	327	327	7	7	
DIV. I NON-CONF.	2- 8	295	0	340	340	346	346	7	7	
TOTALS	RPI 1-25	RPI 26-50	W-L RECORDS	RPI 51-100	RPI 101-150	RPI 150+				
2- 19	0- 2	0- 1	OVERALL	0- 3	0- 3	2- 10				
2- 6	0- 1	0- 0	HOME	0- 1	0- 1	2- 3				
0- 13	0- 1	0- 1	AWAY	0- 2	0- 2	0- 7				
0- 0	0- 0	0- 0	NEUTRAL	0- 0	0- 0	0- 0				
2- 8	0- 0	0- 0	NON-CONFERENCE	0- 0	0- 1	2- 7				
2- 2	0- 0	0- 0	HOME	0- 0	0- 0	2- 2				
0- 6	0- 0	0- 0	AWAY	0- 0	0- 1	0- 5				
0- 0	0- 0	0- 0	NEUTRAL	0- 0	0- 0	0- 0				
0- 11	0- 2	0- 1	CONFERENCE	0- 3	0- 2	0- 3				
0- 4	0- 1	0- 0	HOME	0- 1	0- 1	0- 1				
0- 7	0- 1	0- 1	AWAY	0- 2	0- 1	0- 2				
0- 0	0- 0	0- 0	NEUTRAL	0- 0	0- 0	0- 0				

RPI 1-25				RPI 26-50				RPI 51-100				RPI 101+ Team's RPI: 327			
RPI	S	Opponent	Score	RPI	S	Opponent	Score	RPI	S	Opponent	Score	RPI	S	Opponent	Score
5	H	Missouri St.	55 81	42	A	Bradley	51 82	52	A	UNI	60 76	130	A	Southeast Mo. St.	60 83
25	A	Drake	44 108					78	H	Southern Ill.	57 70	133	A	Loyola Chicago	47 77
								80	A	Illinois St.	58 81	133	H	Loyola Chicago	61 71
												166	A	Miami (OH)	64 72
												180	A	Illinois	44 59
												182	A	Valparaiso	54 72
												182	H	Valparaiso	66 88
												193	A	Austin Peay	64 80
												221	H	Eastern Ill.	44 90
												239	H	Murray St.	59 61
												247	H	Marshall	66 62
												282	A	Indiana St.	58 68
												330	A	Purdue Fort Wayne	64 67
												338	A	SIUE	74 85
												350	H	Chicago St.	76 42
LAST 10 Division I															
133	A	Loyola Chicago	47 77	25	A	Drake	44 108								
182	A	Valparaiso	54 72	52	A	UNI	60 76								
282	A	Indiana St.	58 68	182	H	Valparaiso	66 88								
5	H	Missouri St.	55 81	133	H	Loyola Chicago	61 71								
78	H	Southern Ill.	57 70	80	A	Illinois St.	58 81								

Non-Div I Games: Brescia 77 61

Evansville

■ Loss,
 ■ Non-Conf,
 ■ S Site,
 ■ H Home
 ■ A Away
 N Neutral

Average RPI Win:	163	WON-LOST	WINNING	LAST 10	STRENGTH OF	OPP. STRENGTH	TEAM	ADJ.	CONF.	ADJ CONF.
Average RPI Loss:	20	RECORD	PCT. RANK	GAMES	SCHEDULE	OF SCHEDULE	RPI	RPI	RPI	RPI
DIV. I ONLY	20- 2	9	10-0	120	87	27	27	16	16	
DIV. I NON-CONF.	10- 2	29	0	89	17	25	25	16	16	
TOTALS	RPI 1-25	RPI 26-50	W-L RECORDS	RPI 51-100	RPI 101-150	RPI 150+				
20- 2	0- 2	1- 0	OVERALL	7- 0	2- 0	10- 0				
8- 1	0- 1	1- 0	HOME	2- 0	1- 0	4- 0				
8- 1	0- 1	0- 0	AWAY	2- 0	1- 0	5- 0				
4- 0	0- 0	0- 0	NEUTRAL	3- 0	0- 0	1- 0				
10- 2	0- 2	1- 0	NON-CONFERENCE	5- 0	0- 0	4- 0				
3- 1	0- 1	1- 0	HOME	1- 0	0- 0	1- 0				
3- 1	0- 1	0- 0	AWAY	1- 0	0- 0	2- 0				
4- 0	0- 0	0- 0	NEUTRAL	3- 0	0- 0	1- 0				
10- 0	0- 0	0- 0	CONFERENCE	2- 0	2- 0	6- 0				
5- 0	0- 0	0- 0	HOME	1- 0	1- 0	3- 0				
5- 0	0- 0	0- 0	AWAY	1- 0	1- 0	3- 0				
0- 0	0- 0	0- 0	NEUTRAL	0- 0	0- 0	0- 0				

RPI 1-25				RPI 26-50				Team's RPI: 27				RPI 51-100				RPI 101+			
RPI	S	Opponent	Score	RPI	S	Opponent	Score	RPI	S	Opponent	Score	RPI	S	Opponent	Score	RPI	S	Opponent	Score
19	A	Princeton	53 67	39	H	Duke	78 56	54	H	UCF	72 50	109	A	Liberty	74 65				
21	H	LSU	63 74					69	A	Temple	93 67	109	H	Liberty	64 57				
								70	N	South Dakota St.	71 70	154	A	North Ala.	74 63				
								75	N	South Fla.	81 77	155	A	Houston	57 45				
								93	A	North Florida	72 50	184	A	Jacksonville	81 68				
								93	H	North Florida	76 65	224	A	Stetson	89 47				
								94	N	Notre Dame	69 60	227	H	Kennesaw St.	80 63				
												263	N	Saint Francis (PA)	97 64				
												276	H	Lipscomb	82 56				
												289	A	FIU	100 54				
												332	H	NJIT	82 39				
												344	H	Central Conn. St.	94 60				
LAST 10 Division I																			
				93	H	North Florida	76 65	154	A	North Ala.	74 63								
				184	A	Jacksonville	81 68	93	A	North Florida	72 50								
				109	A	Liberty	74 65	224	A	Stetson	89 47								
				332	H	NJIT	82 39	109	H	Liberty	64 57								
				227	H	Kennesaw St.	80 63	276	H	Lipscomb	82 56								

Non-Div I Games: Webber Int'l 99 48 Fla. Memorial 91 47 Johnson & Wales (FL89 56

FGCU

Loss, Non-Conf, S Site, H Home A Away N Neutral

Average RPI Win:	298	WON-LOST	WINNING	LAST 10	STRENGTH OF	OPP. STRENGTH	TEAM	ADJ.	CONF.	ADJ CONF.
Average RPI Loss:	142	RECORD	PCT. RANK	GAMES	SCHEDULE	OF SCHEDULE	RPI	RPI	RPI	RPI
DIV. I ONLY	5- 17	311	2-8	143	226	289	289	13	13	
DIV. I NON-CONF.	3- 8	268	0	243	334	312	312	14	14	
TOTALS	RPI 1-25	RPI 26-50	W-L RECORDS	RPI 51-100	RPI 101-150	RPI 150+				
5- 17	0- 0	0- 3	OVERALL	0- 4	0- 2	5- 8				
2- 11	0- 0	0- 2	HOME	0- 3	0- 1	2- 5				
3- 6	0- 0	0- 1	AWAY	0- 1	0- 1	3- 3				
0- 0	0- 0	0- 0	NEUTRAL	0- 0	0- 0	0- 0				
3- 8	0- 0	0- 1	NON-CONFERENCE	0- 1	0- 1	3- 5				
1- 7	0- 0	0- 1	HOME	0- 1	0- 1	1- 4				
2- 1	0- 0	0- 0	AWAY	0- 0	0- 0	2- 1				
0- 0	0- 0	0- 0	NEUTRAL	0- 0	0- 0	0- 0				
2- 9	0- 0	0- 2	CONFERENCE	0- 3	0- 1	2- 3				
1- 4	0- 0	0- 1	HOME	0- 2	0- 0	1- 1				
1- 5	0- 0	0- 1	AWAY	0- 1	0- 1	1- 2				
0- 0	0- 0	0- 0	NEUTRAL	0- 0	0- 0	0- 0				

RPI S	Opponent	Score	RPI S	Opponent	Score	RPI S	Opponent	Score	RPI S	Opponent	Score	Team's RPI: 289
27	H FGCU	54 100	62	A Middle Tenn.	56 72	110	A UAB	58 71	129	H Bethune-Cookman	60 65	
30	A Western Ky.	51 71	76	H Charlotte	50 64	181	H Fla. Atlantic	61 64	184	A Jacksonville	52 77	
32	H Old Dominion	39 66	87	H Rice	47 68	193	H Austin Peay	56 58	203	H Northern Ky.	45 67	
			93	H North Florida	49 64	211	A UTEP	34 64	214	H Brown	57 72	
						247	A Marshall	68 65	260	H North Texas	58 56	
						283	H Oakland	49 58	300	A UTSA	45 60	
						316	A Georgia St.	70 63	320	A N.C. Central	59 58	
						349	H Grambling	56 55				
LAST 10 Division I												
181	H Fla. Atlantic	61 64	62	A Middle Tenn.	56 72							
30	A Western Ky.	51 71	110	A UAB	58 71							
247	A Marshall	68 65	87	H Rice	47 68							
76	H Charlotte	50 64	260	H North Texas	58 56							
32	H Old Dominion	39 66	300	A UTSA	45 60							

Non-Div I Games:

FIU

■ Loss,
 ■ Non-Conf,
 ■ S Site,
 ■ H Home
 ■ A Away
 N Neutral

Fairfield

Through Games Of Feb. 8, 2020

Average RPI Win:	271	WON-LOST	WINNING	LAST 10	STRENGTH OF	OPP. STRENGTH	TEAM	ADJ.	CONF.	ADJ CONF.
Average RPI Loss:	157	RECORD	PCT. RANK	GAMES	SCHEDULE	OF SCHEDULE	RPI	RPI	RPI	RPI
DIV. I ONLY	11- 9	141	7-3	330	208	220	220	24	24	
DIV. I NON-CONF.	3- 6	235	0	315	103	302	302	25	25	
TOTALS	RPI 1-25	RPI 26-50	W-L RECORDS	RPI 51-100	RPI 101-150	RPI 150+				
11- 9	0- 0	0- 0	OVERALL	1- 4	0- 0	10- 5				
7- 2	0- 0	0- 0	HOME	1- 0	0- 0	6- 2				
4- 7	0- 0	0- 0	AWAY	0- 4	0- 0	4- 3				
0- 0	0- 0	0- 0	NEUTRAL	0- 0	0- 0	0- 0				
3- 6	0- 0	0- 0	NON-CONFERENCE	0- 3	0- 0	3- 3				
2- 2	0- 0	0- 0	HOME	0- 0	0- 0	2- 2				
1- 4	0- 0	0- 0	AWAY	0- 3	0- 0	1- 1				
0- 0	0- 0	0- 0	NEUTRAL	0- 0	0- 0	0- 0				
8- 3	0- 0	0- 0	CONFERENCE	1- 1	0- 0	7- 2				
5- 0	0- 0	0- 0	HOME	1- 0	0- 0	4- 0				
3- 3	0- 0	0- 0	AWAY	0- 1	0- 0	3- 2				
0- 0	0- 0	0- 0	NEUTRAL	0- 0	0- 0	0- 0				

RPI 1-25				RPI 26-50				RPI 51-100				RPI 101+				Team's RPI: 220	
RPI	S	Opponent	Score	RPI	S	Opponent	Score	RPI	S	Opponent	Score	RPI	S	Opponent	Score		
								56	A	St. John's (NY)	69	71	179	A	Quinnipiac	62	76
								64	A	Seton Hall	44	74	190	A	Rhode Island	41	74
								69	A	Temple	59	77	202	H	Dartmouth	51	52
								81	H	Marist	52	48	214	H	Brown	44	58
								97	A	Rider	52	60	226	A	Iona	52	40
													230	H	Manhattan	87	47
													269	A	Niagara	77	65
													274	A	Siena	65	35
													284	H	Monmouth	49	38
													297	H	Navy	66	52
													314	H	Hofstra	73	64
													329	H	Saint Peter's	67	48
													336	A	LIU Brooklyn	53	51
													339	A	Canisius	63	70
													339	H	Canisius	72	70
LAST 10 Division I																	
				339	A	Canisius	63	70	230	H	Manhattan	87	47				
				269	A	Niagara	77	65	226	A	Iona	52	40				
				81	H	Marist	52	48	339	H	Canisius	72	70				
				97	A	Rider	52	60	329	H	Saint Peter's	67	48				
				179	A	Quinnipiac	62	76	284	H	Monmouth	49	38				

Non-Div I Games:

Fairfield

Loss,
Non-Conf,
S Site,
H Home
A Away
N Neutral

Ralphie Bickmon				Through Games Of Feb. 9, 1970						
Average RPI Win:	303	WON-LOST	WINNING	LAST 10	STRENGTH OF	OPP. STRENGTH	TEAM	ADJ.	CONF.	ADJ CONF.
Average RPI Loss:	250	RECORD	PCT. RANK	GAMES	SCHEDULE	OF SCHEDULE	RPI	RPI	RPI	RPI
DIV. I ONLY	8- 13	241	5-5		349	342	324	324	30	30
DIV. I NON-CONF.	3- 8	268	0		339	336	331	331	31	31
TOTALS	RPI 1-25		RPI 26-50		W-L RECORDS		RPI 51-100		RPI 101-150	
8- 13	0- 0		0- 0		OVERALL		0- 0		0- 0	8- 13
4- 6	0- 0		0- 0		HOME		0- 0		0- 0	4- 6
4- 7	0- 0		0- 0		AWAY		0- 0		0- 0	4- 7
0- 0	0- 0		0- 0		NEUTRAL		0- 0		0- 0	0- 0
3- 8	0- 0		0- 0		NON-CONFERENCE		0- 0		0- 0	3- 8
1- 4	0- 0		0- 0		HOME		0- 0		0- 0	1- 4
2- 4	0- 0		0- 0		AWAY		0- 0		0- 0	2- 4
0- 0	0- 0		0- 0		NEUTRAL		0- 0		0- 0	0- 0
5- 5	0- 0		0- 0		CONFERENCE		0- 0		0- 0	5- 5
3- 2	0- 0		0- 0		HOME		0- 0		0- 0	3- 2
2- 3	0- 0		0- 0		AWAY		0- 0		0- 0	2- 3
0- 0	0- 0		0- 0		NEUTRAL		0- 0		0- 0	0- 0

RPI 1-25				RPI 26-50				RPI 51-100				RPI 101+				Team's RPI: 324	
RPI	S	Opponent	Score	RPI	S	Opponent	Score	RPI	S	Opponent	Score	RPI	S	Opponent	Score		
												156	A	Lafayette	29	61	
												191	H	Binghamton	48	60	
												204	H	Mt. St. Mary's	61	69	
												208	A	Merrimack	51	62	
												215	A	UMass Lowell	56	61	
												230	H	Manhattan	61	62	
												254	H	Loyola Maryland	46	75	
												263	H	Saint Francis (PA)	56	47	
												267	A	Howard	56	64	
												274	H	Siena	67	58	
												275	A	Pittsburgh	60	69	
												280	A	Wagner	62	61	
												292	A	Sacred Heart	53	68	
												292	H	Sacred Heart	65	60	
												301	H	Army West Point	68	70	
												311	A	St. Francis Brooklyn	62	57	
												319	H	Bryant	45	57	
												329	A	Saint Peter's	77	71	
												332	A	NJIT	68	59	
												336	A	LIU Brooklyn	63	68	
												344	H	Central Conn. St.	66	47	
EAST 10 Division I																	
				280	A	Wagner	62	61				292	H	Sacred Heart	65	60	
				204	H	Mt. St. Mary's	61	69				336	A	LIU Brooklyn	63	68	
				208	A	Merrimack	51	62				263	H	Saint Francis (PA)	56	47	
				292	A	Sacred Heart	53	68				319	H	Bryant	45	57	
				344	H	Central Conn. St.	66	47				311	A	St. Francis Brooklyn	62	57	

Non-Div I Games:

Fairleigh Dickinson

Loss, Non-Conf, S Site, H Home A Away N Neutral

Average RPI Win:	233	WON-LOST	WINNING	LAST 10	STRENGTH OF	OPP. STRENGTH	TEAM	ADJ.	CONF.	ADJ CONF.
Average RPI Loss:	112	RECORD	PCT. RANK	GAMES	SCHEDULE	OF SCHEDULE	RPI	RPI	RPI	RPI
DIV. I ONLY	10- 12	206	3-7	136	140	181	181	13	13	
DIV. I NON-CONF.	6- 5	151	0	204	184	190	190	14	14	
TOTALS	RPI 1-25	RPI 26-50	W-L RECORDS	RPI 51-100	RPI 101-150	RPI 150+				
10- 12	0- 1	0- 2	OVERALL	1- 3	0- 3	9- 3				
6- 5	0- 0	0- 1	HOME	1- 2	0- 1	5- 1				
4- 7	0- 1	0- 1	AWAY	0- 1	0- 2	4- 2				
0- 0	0- 0	0- 0	NEUTRAL	0- 0	0- 0	0- 0				
6- 5	0- 1	0- 0	NON-CONFERENCE	0- 1	0- 2	6- 1				
4- 3	0- 0	0- 0	HOME	0- 1	0- 1	4- 1				
2- 2	0- 1	0- 0	AWAY	0- 0	0- 1	2- 0				
0- 0	0- 0	0- 0	NEUTRAL	0- 0	0- 0	0- 0				
4- 7	0- 0	0- 2	CONFERENCE	1- 2	0- 1	3- 2				
2- 2	0- 0	0- 1	HOME	1- 1	0- 0	1- 0				
2- 5	0- 0	0- 1	AWAY	0- 1	0- 1	2- 2				
0- 0	0- 0	0- 0	NEUTRAL	0- 0	0- 0	0- 0				

RPI 1-25				RPI 26-50				RPI 51-100				RPI 101+				Team's RPI: 181	
RPI	S	Opponent	Score	RPI	S	Opponent	Score	RPI	S	Opponent	Score	RPI	S	Opponent	Score		
10	A	Iowa	53 85	30	A	Western Ky.	59 68	62	A	Middle Tenn.	66 81	110	A	UAB	73 92		
				32	H	Old Dominion	63 75	76	H	Charlotte	65 44	116	H	Kansas	60 90		
								87	H	Rice	69 78	136	A	Richmond	55 57		
								98	H	Harvard	51 65	173	A	Hampton	64 63		
												177	A	Western Mich.	80 79		
												183	H	Little Rock	79 72		
												199	H	Furman	63 69		
												211	A	UTEP	65 96		
												247	A	Marshall	75 85		
												254	H	Loyola Maryland	72 61		
												260	H	North Texas	84 78		
												274	H	Siena	83 39		
												289	A	FIU	64 61		
												300	A	UTSA	80 53		
												344	H	Central Conn. St.	72 54		
LAST 10 Division I																	
289	A	FIU	64 61	110	A	UAB	73 92										
247	A	Marshall	75 85	62	A	Middle Tenn.	66 81										
30	A	Western Ky.	59 68	260	H	North Texas	84 78										
32	H	Old Dominion	63 75	87	H	Rice	69 78										
76	H	Charlotte	65 44	211	A	UTEP	65 96										

Non-Div I Games:

Fla. Atlantic

Average RPI Win:	220	WON-LOST	WINNING	LAST 10	STRENGTH OF	OPP. STRENGTH	TEAM	ADJ.	CONF.	ADJ CONF.
Average RPI Loss:	43	RECORD	PCT. RANK	GAMES	SCHEDULE	OF SCHEDULE	RPI	RPI	RPI	RPI
DIV. I ONLY	12- 10	145	4-6	98	68	119	119	4	4	
DIV. I NON-CONF.	9- 4	84	1-0	318	154	199	199	5	5	
TOTALS	RPI 1-25	RPI 26-50	W-L RECORDS	RPI 51-100	RPI 101-150	RPI 150+				
12- 10	0- 5	1- 3	OVERALL	0- 0	3- 2	8- 0				
7- 5	0- 3	0- 2	HOME	0- 0	2- 0	5- 0				
4- 4	0- 2	1- 1	AWAY	0- 0	1- 1	2- 0				
1- 1	0- 0	0- 0	NEUTRAL	0- 0	0- 1	1- 0				
9- 4	0- 2	0- 0	NON-CONFERENCE	0- 0	1- 2	8- 0				
6- 2	0- 2	0- 0	HOME	0- 0	1- 0	5- 0				
2- 1	0- 0	0- 0	AWAY	0- 0	0- 1	2- 0				
1- 1	0- 0	0- 0	NEUTRAL	0- 0	0- 1	1- 0				
3- 6	0- 3	1- 3	CONFERENCE	0- 0	2- 0	0- 0				
1- 3	0- 1	0- 2	HOME	0- 0	1- 0	0- 0				
2- 3	0- 2	1- 1	AWAY	0- 0	1- 0	0- 0				
0- 0	0- 0	0- 0	NEUTRAL	0- 0	0- 0	0- 0				

RPI	S	Opponent	Score	RPI	S	Opponent	Score	RPI	S	Opponent	Score	RPI	S	Opponent	Score	Team's RPI: 119
13	A	Mississippi St.	47 93	26	A	Kentucky	70 62					104	H	Vanderbilt	68 60	
15	H	Indiana	49 73	26	H	Kentucky	45 65					108	H	Davidson	55 50	
16	A	Texas A&M	42 69	41	A	Arkansas	57 79					112	N	Wake Forest	68 73	
21	H	LSU	68 77	45	H	Tennessee	50 78					116	A	Kansas	66 76	
22	H	Florida St.	55 66									120	A	Auburn	83 63	
												172	H	Samford	84 48	
												245	N	Xavier	67 64	
												259	H	Longwood	71 54	
												285	A	Prairie View	51 44	
												303	H	Presbyterian	60 46	
												317	H	Mercer	71 50	
												347	H	Florida A&M	84 40	
												349	A	Grambling	72 65	
LAST 10 Division I																
26	A	Kentucky	70 62	26	H	Kentucky	45 65									
21	H	LSU	68 77	120	A	Auburn	83 63									
41	A	Arkansas	57 79	104	H	Vanderbilt	68 60									
16	A	Texas A&M	42 69	13	A	Mississippi St.	47 93									
45	H	Tennessee	50 78	108	H	Davidson	55 50									

Non-Div I Games:

Florida

■ Loss,
 ■ Non-Conf, S Site,
 ■ Home
 ■ Away
 N Neutral

Average RPI Win:	345	WON-LOST	WINNING	LAST 10	STRENGTH OF	OPP. STRENGTH	TEAM	ADJ.	CONF.	ADJ CONF.
Average RPI Loss:	230	RECORD	PCT. RANK	GAMES	SCHEDULE	OF SCHEDULE	RPI	RPI	RPI	RPI
DIV. I ONLY	2- 17	340	2-8	316	351	347	347	29	29	
DIV. I NON-CONF.	0- 9	338	0	286	349	349	349	29	29	
TOTALS	RPI 1-25	RPI 26-50	W-L RECORDS	RPI 51-100	RPI 101-150	RPI 150+				
2- 17	0- 1	0- 0	OVERALL	0- 0	0- 4	2- 12				
1- 6	0- 0	0- 0	HOME	0- 0	0- 1	1- 5				
1- 11	0- 1	0- 0	AWAY	0- 0	0- 3	1- 7				
0- 0	0- 0	0- 0	NEUTRAL	0- 0	0- 0	0- 0				
0- 9	0- 1	0- 0	NON-CONFERENCE	0- 0	0- 2	0- 6				
0- 2	0- 0	0- 0	HOME	0- 0	0- 0	0- 2				
0- 7	0- 1	0- 0	AWAY	0- 0	0- 2	0- 4				
0- 0	0- 0	0- 0	NEUTRAL	0- 0	0- 0	0- 0				
2- 8	0- 0	0- 0	CONFERENCE	0- 0	0- 2	2- 6				
1- 4	0- 0	0- 0	HOME	0- 0	0- 1	1- 3				
1- 4	0- 0	0- 0	AWAY	0- 0	0- 1	1- 3				
0- 0	0- 0	0- 0	NEUTRAL	0- 0	0- 0	0- 0				

RPI 1-25				RPI 26-50				RPI 51-100				RPI 101+ Team's RPI: 347			
RPI	S	Opponent	Score	RPI	S	Opponent	Score	RPI	S	Opponent	Score	RPI	S	Opponent	Score
21	A	LSU	45 73									119	A	Florida	40 84
												129	H	Bethune-Cookman	57 78
												132	A	N.C. A&T	44 71
												147	A	Texas Tech	60 98
												171	A	Norfolk St.	51 59
												184	H	Jacksonville	54 88
												255	H	Morgan St.	47 59
												267	A	Howard	58 72
												267	H	Howard	56 82
												271	H	Alabama A&M	53 77
												299	A	Jacksonville St.	67 72
												318	A	Alcorn	42 58
												320	A	N.C. Central	57 66
												320	H	N.C. Central	70 71
												337	A	USC Upstate	61 74
												343	H	Coppin St.	58 48
												346	A	South Carolina St.	44 39
												351	A	Mississippi Val.	70 71
LAST 10 Division I															
267	H	Howard	56 82	346	A	South Carolina St.	44 39								
129	H	Bethune-Cookman	57 78	343	H	Coppin St.	58 48								
171	A	Norfolk St.	51 59	255	H	Morgan St.	47 59								
267	A	Howard	58 72	132	A	N.C. A&T	44 71								
320	H	N.C. Central	70 71	320	A	N.C. Central	57 66								

Non-Div I Games: Johnson (FL) 102 40 Trinity Baptist 103 54

Florida A&M

Loss, Non-Conf, S Site, H Home A Away N Neutral

Average RPI Win:	120	WON-LOST	WINNING	LAST 10	STRENGTH OF	OPP. STRENGTH	TEAM	ADJ.	CONF.	ADJ CONF.
Average RPI Loss:	70	RECORD	PCT. RANK	GAMES	SCHEDULE	OF SCHEDULE	RPI	RPI	RPI	RPI
DIV. I ONLY	19- 4	22	6-4	49	30	22	22	5	5	
DIV. I NON-CONF.	11- 0	1	0	113	37	11	11	3	3	
TOTALS	RPI 1-25	RPI 26-50	W-L RECORDS	RPI 51-100	RPI 101-150	RPI 150+				
19- 4	3- 1	2- 0	OVERALL	5- 3	3- 0	6- 0				
9- 2	0- 0	1- 0	HOME	4- 2	1- 0	3- 0				
8- 2	2- 1	0- 0	AWAY	1- 1	2- 0	3- 0				
2- 0	1- 0	1- 0	NEUTRAL	0- 0	0- 0	0- 0				
11- 0	2- 0	1- 0	NON-CONFERENCE	2- 0	2- 0	4- 0				
6- 0	0- 0	0- 0	HOME	2- 0	1- 0	3- 0				
3- 0	1- 0	0- 0	AWAY	0- 0	1- 0	1- 0				
2- 0	1- 0	1- 0	NEUTRAL	0- 0	0- 0	0- 0				
8- 4	1- 1	1- 0	CONFERENCE	3- 3	1- 0	2- 0				
3- 2	0- 0	1- 0	HOME	2- 2	0- 0	0- 0				
5- 2	1- 1	0- 0	AWAY	1- 1	1- 0	2- 0				
0- 0	0- 0	0- 0	NEUTRAL	0- 0	0- 0	0- 0				

RPI	S	Opponent	Score
6	A	Louisville	67 59
14	A	NC State	51 68
16	N	Texas A&M	80 58
21	A	LSU	70 62

RPI	S	Opponent	Score
35	N	Michigan	79 69
37	H	Virginia Tech	86 62

RPI	S	Opponent	Score
56	H	St. John's (NY)	74 70
59	A	Miami (FL)	73 62
59	H	Miami (FL)	79 61
67	H	North Carolina	78 64
79	H	Boston College	56 65
88	H	Georgia Tech	52 67
93	H	North Florida	70 41
99	A	Syracuse	89 90

RPI	S	Opponent	Score
101	H	Michigan St.	78 68
112	A	Wake Forest	70 65
119	A	Florida	66 55
172	H	Samford	88 59
184	H	Jacksonville	75 41
186	A	Clemson	81 64
275	A	Pittsburgh	66 41
341	H	Charleston So.	88 36
342	A	UIC	86 42

LAST 10 Division I

6	A	Louisville	67 59	14	A	NC State	51 68
275	A	Pittsburgh	66 41	67	H	North Carolina	78 64
79	H	Boston College	56 65	88	H	Georgia Tech	52 67
59	H	Miami (FL)	79 61	59	A	Miami (FL)	73 62
112	A	Wake Forest	70 65	99	A	Syracuse	89 90

Non-Div I Games:

Florida St.

■ Loss,
 ■ Non-Conf,
 ■ S Site,
 ■ H Home
 ■ A Away
 N Neutral

Average RPI Win: 178	WON-LOST	WINNING	LAST 10	STRENGTH OF	OPP. STRENGTH	TEAM	ADJ.	CONF.	ADJ CONF.
Average RPI Loss: 108	RECORD	PCT. RANK	GAMES	SCHEDULE	OF SCHEDULE	RPI	RPI	RPI	RPI
DIV. I ONLY	15- 8	83	7-3	153	101	95	95	12	12
DIV. I NON-CONF.	8- 5	117	0	182	81	129	129	12	12
TOTALS	RPI 1-25	RPI 26-50	W-L RECORDS	RPI 51-100	RPI 101-150	RPI 150+			
15- 8	0- 0	0- 1	OVERALL	2- 3	3- 2	10- 2			
10- 2	0- 0	0- 0	HOME	1- 2	1- 0	8- 0			
4- 5	0- 0	0- 0	AWAY	1- 1	1- 2	2- 2			
1- 1	0- 0	0- 1	NEUTRAL	0- 0	1- 0	0- 0			
8- 5	0- 0	0- 1	NON-CONFERENCE	1- 2	2- 0	5- 2			
5- 2	0- 0	0- 0	HOME	0- 2	1- 0	4- 0			
2- 2	0- 0	0- 0	AWAY	1- 0	0- 0	1- 2			
1- 1	0- 0	0- 1	NEUTRAL	0- 0	1- 0	0- 0			
7- 3	0- 0	0- 0	CONFERENCE	1- 1	1- 2	5- 0			
5- 0	0- 0	0- 0	HOME	1- 0	0- 0	4- 0			
2- 3	0- 0	0- 0	AWAY	0- 1	1- 2	1- 0			
0- 0	0- 0	0- 0	NEUTRAL	0- 0	0- 0	0- 0			

RPI 1-25				RPI 26-50				RPI 51-100				Team's RPI: 95				RPI 101+			
RPI	S	Opponent	Score	RPI	S	Opponent	Score	RPI	S	Opponent	Score	RPI	S	Opponent	Score	RPI	S	Opponent	Score
				41	N	Arkansas	59 71					68	A	Dayton	44 48	102	A	VCU	52 62
												76	A	Charlotte	76 51	108	A	Davidson	62 74
												90	H	Saint Louis	66 54	125	N	Lehigh	59 57
												92	H	Villanova	66 73	138	H	Northeastern	74 58
												94	H	Notre Dame	55 60	148	A	Massachusetts	69 64
																153	H	George Washington	53 47
																155	H	Houston	63 54
																164	A	Columbia	51 70
																172	H	Samford	68 37
																190	H	Rhode Island	60 50
																191	A	Penn St.	59 72
																201	H	La Salle	62 45
																217	A	George Mason	66 54
																230	A	Manhattan	51 45
																238	H	Southern U.	65 52
																241	H	Georgetown	67 54
																294	H	St. Bonaventure	79 53
LAST 10 Division I																			
				148	A	Massachusetts	69 64					90	H	Saint Louis	66 54				
				190	H	Rhode Island	60 50					217	A	George Mason	66 54				
				201	H	La Salle	62 45					153	H	George Washington	53 47				
				102	A	VCU	52 62					108	A	Davidson	62 74				
				68	A	Dayton	44 48					294	H	St. Bonaventure	79 53				

Non-Div I Games:

Fordham

■ Loss,
 ■ Non-Conf,
 ■ S Site,
 ■ H Home
 ■ A Away
 N Neutral

Average RPI Win:	219	WON-LOST	WINNING	LAST 10	STRENGTH OF	OPP. STRENGTH	TEAM	ADJ.	CONF.	ADJ CONF.
Average RPI Loss:	115	RECORD	PCT. RANK	GAMES	SCHEDULE	OF SCHEDULE	RPI	RPI	RPI	RPI
DIV. I ONLY	18- 4	26	10-0	202	170	63	63	17	17	
DIV. I NON-CONF.	5- 4	140	0	205	139	145	145	23	23	
TOTALS	RPI 1-25	RPI 26-50	W-L RECORDS	RPI 51-100	RPI 101-150	RPI 150+				
18- 4	0- 0	0- 1	OVERALL	0- 1	1- 1	17- 1				
9- 1	0- 0	0- 0	HOME	0- 1	0- 0	9- 0				
8- 2	0- 0	0- 0	AWAY	0- 0	1- 1	7- 1				
1- 1	0- 0	0- 1	NEUTRAL	0- 0	0- 0	1- 0				
5- 4	0- 0	0- 1	NON-CONFERENCE	0- 1	0- 1	5- 1				
2- 1	0- 0	0- 0	HOME	0- 1	0- 0	2- 0				
2- 2	0- 0	0- 0	AWAY	0- 0	0- 1	2- 1				
1- 1	0- 0	0- 1	NEUTRAL	0- 0	0- 0	1- 0				
13- 0	0- 0	0- 0	CONFERENCE	0- 0	1- 0	12- 0				
7- 0	0- 0	0- 0	HOME	0- 0	0- 0	7- 0				
6- 0	0- 0	0- 0	AWAY	0- 0	1- 0	5- 0				
0- 0	0- 0	0- 0	NEUTRAL	0- 0	0- 0	0- 0				

RPI 1-25				RPI 26-50				RPI 51-100				Team's RPI: 63		RPI 101+			
RPI	S	Opponent	Score	RPI	S	Opponent	Score	RPI	S	Opponent	Score			RPI	S	Opponent	Score
				40	N	Yale	67 87	72	H	BYU	65 71			124	A	Boise St.	85 80
														142	A	Portland	64 75
														152	A	San Jose St.	85 76
														160	H	UC Davis	73 65
														174	A	Montana	76 63
														176	A	UNLV	72 66
														176	H	UNLV	72 58
														185	H	Northern Ariz.	83 66
														194	A	New Mexico	84 78
														194	H	New Mexico	84 81
														205	H	Wyoming	89 59
														206	A	Santa Clara	66 90
														241	N	Georgetown	82 69
														258	A	San Diego St.	65 60
														258	H	San Diego St.	79 54
														268	A	Colorado St.	79 61
														268	H	Colorado St.	55 53
														277	H	Utah St.	76 64
														312	A	Cal Poly	79 52
														313	H	Air Force	61 52
LAST 10 Division I																	
				176	H	UNLV	72 58	268	H	Colorado St.	55 53						
				268	A	Colorado St.	79 61	205	H	Wyoming	89 59						
				194	A	New Mexico	84 78	258	A	San Diego St.	65 60						
				313	H	Air Force	61 52	194	H	New Mexico	84 81						
				124	A	Boise St.	85 80	152	A	San Jose St.	85 76						

Non-Div I Games: La Verne 111 56 UC Merced 92 26

Fresno St.

■ Loss,
■ Non-Conf, S Site,
■ Home
■ Away
N Neutral

Average RPI Win: 234	WON-LOST	WINNING	LAST 10	STRENGTH OF	OPP. STRENGTH	TEAM	ADJ.	CONF.	ADJ CONF.
Average RPI Loss: 172	RECORD	PCT. RANK	GAMES	SCHEDULE	OF SCHEDULE	RPI	RPI	RPI	RPI
DIV. I ONLY	12- 9	126	5-5	328	139	199	199	26	26
DIV. I NON-CONF.	7- 5	131	0-1	252	67	131	131	22	22
TOTALS	RPI 1-25	RPI 26-50	W-L RECORDS	RPI 51-100	RPI 101-150	RPI 150+			
12- 9	0- 0	0- 0	OVERALL	0- 2	1- 2	11- 5			
6- 2	0- 0	0- 0	HOME	0- 0	0- 1	6- 1			
5- 7	0- 0	0- 0	AWAY	0- 2	1- 1	4- 4			
1- 0	0- 0	0- 0	NEUTRAL	0- 0	0- 0	1- 0			
7- 5	0- 0	0- 0	NON-CONFERENCE	0- 2	1- 2	6- 1			
3- 1	0- 0	0- 0	HOME	0- 0	0- 1	3- 0			
3- 4	0- 0	0- 0	AWAY	0- 2	1- 1	2- 1			
1- 0	0- 0	0- 0	NEUTRAL	0- 0	0- 0	1- 0			
5- 4	0- 0	0- 0	CONFERENCE	0- 0	0- 0	5- 4			
3- 1	0- 0	0- 0	HOME	0- 0	0- 0	3- 1			
2- 3	0- 0	0- 0	AWAY	0- 0	0- 0	2- 3			
0- 0	0- 0	0- 0	NEUTRAL	0- 0	0- 0	0- 0			

RPI S	Opponent	Score	RPI S	Opponent	Score	RPI S	Opponent	Score	RPI S	Opponent	Score	Team's RPI: 199
						62	A Middle Tenn.	62 78	104	A Vanderbilt	46 74	
						89	A Georgia	48 77	136	A Richmond	70 69	
									144	H Elon	76 87	
									151	H UNC Greensboro	53 59	
									172	A Samford	72 59	
									172	H Samford	77 69	
									173	H Hampton	70 65	
									181	A Fla. Atlantic	69 63	
									186	A Clemson	71 77	
									209	N Saint Joseph's	63 48	
									225	A Gardner-Webb	72 67	
									231	A Chattanooga	52 60	
									265	A Wofford	62 66	
									269	A ETSU	81 62	
									298	H Ga. Southern	78 63	
									316	H Georgia St.	62 55	
									317	A Mercer	55 61	
									317	H Mercer	62 49	
									335	H Western Caro.	69 53	
LAST 10 Division I												
			317	A Mercer	55 61		231	A Chattanooga	52 60			
			172	A Samford	72 59		269	A ETSU	81 62			
			265	A Wofford	62 66		172	H Samford	77 69			
			335	H Western Caro.	69 53		317	H Mercer	62 49			
			151	H UNC Greensboro	53 59		144	H Elon	76 87			

Non-Div I Games: North Greenville 88 51 Newberry 62 43 UNKNOWN 88 24

Furman

Loss, Non-Conf, S Site, H Home A Away N Neutral

Ga. Southern

Through Games Of Feb. 8, 2020

Average RPI Win:	271	WON-LOST	WINNING	LAST 10	STRENGTH OF	OPP. STRENGTH	TEAM	ADJ.	CONF.	ADJ CONF.
Average RPI Loss:	192	RECORD	PCT. RANK	GAMES	SCHEDULE	OF SCHEDULE	RPI	RPI	RPI	RPI
DIV. I ONLY	7- 15	271	3-7	258	316	298	298	21	21	
DIV. I NON-CONF.	3- 8	268	0	253	338	284	284	19	19	
TOTALS	RPI 1-25	RPI 26-50	W-L RECORDS	RPI 51-100	RPI 101-150	RPI 150+				
7- 15	0- 0	0- 0	OVERALL	0- 2	0- 3	7- 10				
4- 5	0- 0	0- 0	HOME	0- 1	0- 0	4- 4				
2- 9	0- 0	0- 0	AWAY	0- 1	0- 2	2- 6				
1- 1	0- 0	0- 0	NEUTRAL	0- 0	0- 1	1- 0				
3- 8	0- 0	0- 0	NON-CONFERENCE	0- 0	0- 3	3- 5				
0- 2	0- 0	0- 0	HOME	0- 0	0- 0	0- 2				
2- 5	0- 0	0- 0	AWAY	0- 0	0- 2	2- 3				
1- 1	0- 0	0- 0	NEUTRAL	0- 0	0- 1	1- 0				
4- 7	0- 0	0- 0	CONFERENCE	0- 2	0- 0	4- 5				
4- 3	0- 0	0- 0	HOME	0- 1	0- 0	4- 2				
0- 4	0- 0	0- 0	AWAY	0- 1	0- 0	0- 3				
0- 0	0- 0	0- 0	NEUTRAL	0- 0	0- 0	0- 0				

RPI 1-25				RPI 26-50				RPI 51-100				RPI 101+				Team's RPI: 298	
RPI	S	Opponent	Score	RPI	S	Opponent	Score	RPI	S	Opponent	Score	RPI	S	Opponent	Score		
								61	H	Troy	69	79	117	N	Kent St.	48	62
								100	A	Coastal Caro.	59	66	129	A	Bethune-Cookman	57	75
													145	A	Tulane	40	56
													168	H	Louisiana	83	67
													183	A	Little Rock	46	58
													183	H	Little Rock	49	65
													199	A	Furman	63	78
													218	H	North Dakota	56	69
													227	H	Kennesaw St.	69	95
													234	H	South Alabama	65	71
													240	A	Arkansas St.	62	69
													240	H	Arkansas St.	80	67
													252	A	Appalachian St.	75	83
													253	A	Winthrop	91	47
													265	A	Wofford	70	57
													278	A	Ole Miss	66	69
													311	N	St. Francis Brooklyn	78	47
													316	H	Georgia St.	81	56
													317	A	Mercer	52	62
													345	H	La.-Monroe	64	47
LAST 10 Division I																	
				240	H	Arkansas St.	80	67		234	H	South Alabama	65	71			
				183	H	Little Rock	49	65		61	H	Troy	69	79			
				252	A	Appalachian St.	75	83		240	A	Arkansas St.	62	69			
				100	A	Coastal Caro.	59	66		183	A	Little Rock	46	58			
				316	H	Georgia St.	81	56		168	H	Louisiana	83	67			

Non-Div I Games:

Ga. Southern

■ Loss,
 ■ Non-Conf,
 ■ S Site,
 ■ H Home
 ■ A Away
 N Neutral

Average RPI Win:	270	WON-LOST	WINNING	LAST 10	STRENGTH OF	OPP. STRENGTH	TEAM	ADJ.	CONF.	ADJ CONF.
Average RPI Loss:	168	RECORD	PCT. RANK	GAMES	SCHEDULE	OF SCHEDULE	RPI	RPI	RPI	RPI
DIV. I ONLY	12- 10	145	6-4	300	296	225	225	25	25	
DIV. I NON-CONF.	5- 4	140	0	259	218	176	176	27	27	
TOTALS	RPI 1-25	RPI 26-50	W-L RECORDS	RPI 51-100	RPI 101-150	RPI 150+				
12- 10	0- 0	0- 1	OVERALL	0- 2	0- 1	12- 6				
8- 3	0- 0	0- 0	HOME	0- 0	0- 0	8- 3				
4- 7	0- 0	0- 1	AWAY	0- 2	0- 1	4- 3				
0- 0	0- 0	0- 0	NEUTRAL	0- 0	0- 0	0- 0				
5- 4	0- 0	0- 1	NON-CONFERENCE	0- 2	0- 0	5- 1				
3- 1	0- 0	0- 0	HOME	0- 0	0- 0	3- 1				
2- 3	0- 0	0- 1	AWAY	0- 2	0- 0	2- 0				
0- 0	0- 0	0- 0	NEUTRAL	0- 0	0- 0	0- 0				
7- 6	0- 0	0- 0	CONFERENCE	0- 0	0- 1	7- 5				
5- 2	0- 0	0- 0	HOME	0- 0	0- 0	5- 2				
2- 4	0- 0	0- 0	AWAY	0- 0	0- 1	2- 3				
0- 0	0- 0	0- 0	NEUTRAL	0- 0	0- 0	0- 0				

RPI 1-25				RPI 26-50				RPI 51-100				RPI 101+				Team's RPI: 225	
RPI	S	Opponent	Score	RPI	S	Opponent	Score	RPI	S	Opponent	Score	RPI	S	Opponent	Score		
				37	A	Virginia Tech	65 87	76	A	Charlotte	49 74	118	A	Campbell	44 48		
								89	A	Georgia	56 84	173	A	Hampton	58 63		
												173	H	Hampton	70 59		
												188	H	High Point	70 57		
												197	H	Delaware	67 65		
												199	H	Furman	67 72		
												213	A	Radford	51 65		
												213	H	Radford	73 84		
												243	A	UNC Asheville	65 59		
												252	A	Appalachian St.	67 56		
												253	H	Winthrop	71 59		
												259	A	Longwood	70 80		
												265	H	Wofford	67 53		
												303	H	Presbyterian	53 56		
												317	A	Mercer	65 62		
												335	H	Western Caro.	88 62		
												337	H	USC Upstate	63 53		
												341	A	Charleston So.	79 52		
												341	H	Charleston So.	67 45		
LAST 10 Division I																	
				173	H	Hampton	70 59					243	A	UNC Asheville	65 59		
				213	A	Radford	51 65					337	H	USC Upstate	63 53		
				341	H	Charleston So.	67 45					303	H	Presbyterian	53 56		
				188	H	High Point	70 57					118	A	Campbell	44 48		
				213	H	Radford	73 84					253	H	Winthrop	71 59		

Non-Div I Games:

Gardner-Webb

Average RPI Win:	221	WON-LOST	WINNING	LAST 10	STRENGTH OF	OPP. STRENGTH	TEAM	ADJ.	CONF.	ADJ CONF.
Average RPI Loss:	140	RECORD	PCT. RANK	GAMES	SCHEDULE	OF SCHEDULE	RPI	RPI	RPI	RPI
DIV. I ONLY	8- 15	267	2-8	117	189	217	217	12	12	
DIV. I NON-CONF.	6- 7	182	0	142	273	174	174	12	12	
TOTALS	RPI 1-25	RPI 26-50	W-L RECORDS	RPI 51-100	RPI 101-150	RPI 150+				
8- 15	0- 0	0- 2	OVERALL	0- 4	1- 3	7- 6				
4- 7	0- 0	0- 1	HOME	0- 2	1- 2	3- 2				
4- 7	0- 0	0- 0	AWAY	0- 2	0- 1	4- 4				
0- 1	0- 0	0- 1	NEUTRAL	0- 0	0- 0	0- 0				
6- 7	0- 0	0- 2	NON-CONFERENCE	0- 2	0- 0	6- 3				
2- 4	0- 0	0- 1	HOME	0- 1	0- 0	2- 2				
4- 2	0- 0	0- 0	AWAY	0- 1	0- 0	4- 1				
0- 1	0- 0	0- 1	NEUTRAL	0- 0	0- 0	0- 0				
2- 8	0- 0	0- 0	CONFERENCE	0- 2	1- 3	1- 3				
2- 3	0- 0	0- 0	HOME	0- 1	1- 2	1- 0				
0- 5	0- 0	0- 0	AWAY	0- 1	0- 1	0- 3				
0- 0	0- 0	0- 0	NEUTRAL	0- 0	0- 0	0- 0				

RPI S	Opponent	Score	RPI S	Opponent	Score	RPI S	Opponent	Score	RPI S	Opponent	Score	Team's RPI: 217
37	H Virginia Tech	58 77	68	A Dayton	55 59	102	H VCU	63 82				
42	N Bradley	59 61	74	H Bucknell	51 64	105	A Duquesne	63 84				
			95	H Fordham	54 66	108	H Davidson	69 76				
			100	A Coastal Caro.	59 74	148	H Massachusetts	73 56				
						153	H George Washington	70 60				
						175	H American	73 55				
						190	A Rhode Island	42 47				
						191	A Penn St.	78 68				
						197	A Delaware	44 63				
						201	A La Salle	65 77				
						219	H UMKC	58 64				
						228	A SMU	59 58				
						246	A Col. of Charleston	72 61				
						267	H Howard	75 86				
						294	A St. Bonaventure	47 62				
						297	A Navy	67 58				
						328	H Detroit Mercy	75 62				
LAST 10 Division I												
148	H Massachusetts	73 56	95	H Fordham	54 66							
190	A Rhode Island	42 47	108	H Davidson	69 76							
201	A La Salle	65 77	294	A St. Bonaventure	47 62							
102	H VCU	63 82	68	A Dayton	55 59							
105	A Duquesne	63 84	153	H George Washington	70 60							

Non-Div I Games:

George Mason

■ Loss,
■ Non-Conf,
■ S Site,
■ H Home
■ A Away
N Neutral

Average RPI Win:	186	WON-LOST	WINNING	LAST 10	STRENGTH OF	OPP. STRENGTH	TEAM	ADJ.	CONF.	ADJ CONF.
Average RPI Loss:	109	RECORD	PCT. RANK	GAMES	SCHEDULE	OF SCHEDULE	RPI	RPI	RPI	RPI
DIV. I ONLY	9- 13	230	3-7	88	109	153	153	12	12	
DIV. I NON-CONF.	6- 7	182	0-1	79	79	123	123	12	12	
TOTALS	RPI 1-25	RPI 26-50	W-L RECORDS	RPI 51-100	RPI 101-150	RPI 150+				
9- 13	0- 2	0- 1	OVERALL	1- 4	2- 3	6- 3				
4- 6	0- 1	0- 1	HOME	0- 3	2- 1	2- 0				
5- 7	0- 1	0- 0	AWAY	1- 1	0- 2	4- 3				
0- 0	0- 0	0- 0	NEUTRAL	0- 0	0- 0	0- 0				
6- 7	0- 2	0- 1	NON-CONFERENCE	1- 1	0- 2	5- 1				
2- 4	0- 1	0- 1	HOME	0- 1	0- 1	2- 0				
4- 3	0- 1	0- 0	AWAY	1- 0	0- 1	3- 1				
0- 0	0- 0	0- 0	NEUTRAL	0- 0	0- 0	0- 0				
3- 6	0- 0	0- 0	CONFERENCE	0- 3	2- 1	1- 2				
2- 2	0- 0	0- 0	HOME	0- 2	2- 0	0- 0				
1- 4	0- 0	0- 0	AWAY	0- 1	0- 1	1- 2				
0- 0	0- 0	0- 0	NEUTRAL	0- 0	0- 0	0- 0				

RPI 1-25				RPI 26-50				RPI 51-100				RPI 101+ Team's RPI: 153			
RPI	S	Opponent	Score	RPI	S	Opponent	Score	RPI	S	Opponent	Score	RPI	S	Opponent	Score
3	A	Maryland	54 88	43	H	James Madison	50 69	51	H	Minnesota	50 83	105	H	Duquesne	65 60
19	H	Princeton	50 75					68	H	Dayton	50 66	108	A	Davidson	55 62
								90	H	Saint Louis	45 59	125	A	Lehigh	53 59
								92	A	Villanova	68 56	128	H	William & Mary	51 63
								95	A	Fordham	47 53	148	H	Massachusetts	50 47
												163	A	Memphis	64 63
												175	A	American	53 66
												179	A	Quinnipiac	78 67
												197	A	Delaware	63 49
												209	A	Saint Joseph's	56 50
												217	A	George Mason	60 70
												241	H	Georgetown	52 49
												294	A	St. Bonaventure	55 59
												343	H	Coppin St.	54 35
LAST 10 Division I															
294	A	St. Bonaventure	55 59	108	A	Davidson	55 62								
90	H	Saint Louis	45 59	95	A	Fordham	47 53								
209	A	Saint Joseph's	56 50	105	H	Duquesne	65 60								
148	H	Massachusetts	50 47	217	A	George Mason	60 70								
68	H	Dayton	50 66	128	H	William & Mary	51 63								

Non-Div I Games:

George Washington

■ Loss,
 ■ Non-Conf,
 S Site,
 ■ Home
 ■ Away
 N Neutral

Georgetown

Through Games Of Feb. 8, 2020

Average RPI Win:	253	WON-LOST	WINNING	LAST 10	STRENGTH OF	OPP. STRENGTH	TEAM	ADJ.	CONF.	ADJ CONF.
Average RPI Loss:	91	RECORD	PCT. RANK	GAMES	SCHEDULE	OF SCHEDULE	RPI	RPI	RPI	RPI
DIV. I ONLY	4- 19	322	0-10	82	83	241	241	6	6	
DIV. I NON-CONF.	3- 8	268	0	159	189	223	223	6	6	
TOTALS	RPI 1-25	RPI 26-50	W-L RECORDS	RPI 51-100	RPI 101-150	RPI 150+				
4- 19	0- 1	0- 3	OVERALL	0- 8	1- 4	3- 3				
1- 8	0- 0	0- 2	HOME	0- 3	1- 2	0- 1				
3- 10	0- 1	0- 1	AWAY	0- 4	0- 2	3- 2				
0- 1	0- 0	0- 0	NEUTRAL	0- 1	0- 0	0- 0				
3- 8	0- 0	0- 1	NON-CONFERENCE	0- 3	0- 2	3- 2				
0- 3	0- 0	0- 1	HOME	0- 1	0- 1	0- 0				
3- 4	0- 0	0- 0	AWAY	0- 1	0- 1	3- 2				
0- 1	0- 0	0- 0	NEUTRAL	0- 1	0- 0	0- 0				
1- 11	0- 1	0- 2	CONFERENCE	0- 5	1- 2	0- 1				
1- 5	0- 0	0- 1	HOME	0- 2	1- 1	0- 1				
0- 6	0- 1	0- 1	AWAY	0- 3	0- 1	0- 0				
0- 0	0- 0	0- 0	NEUTRAL	0- 0	0- 0	0- 0				

RPI 1-25				RPI 26-50				RPI 51-100				RPI 101+				Team's RPI: 241	
RPI	S	Opponent	Score	RPI	S	Opponent	Score	RPI	S	Opponent	Score	RPI	S	Opponent	Score		
20	A	DePaul	66 92	31	H	Creighton	56 65	56	A	St. John's (NY)	54 71	103	A	Butler	42 60		
				36	A	Marquette	51 73	56	H	St. John's (NY)	68 74	103	H	Butler	46 47		
				43	H	James Madison	59 66	63	N	Fresno St.	69 82	108	A	Davidson	52 66		
								64	A	Seton Hall	60 79	136	H	Richmond	49 51		
								64	H	Seton Hall	47 61	141	H	Providence	62 53		
								92	A	Villanova	53 74	153	A	George Washington	49 52		
								95	A	Fordham	54 67	164	A	Columbia	49 54		
								97	H	Rider	64 65	245	H	Xavier	64 85		
												275	A	Pittsburgh	66 56		
												281	A	LMU (CA)	64 53		
												315	A	UMES	57 39		
LAST 10 Division I																	
				103	A	Butler	42 60					92	A	Villanova	53 74		
				56	H	St. John's (NY)	68 74					103	H	Butler	46 47		
				64	H	Seton Hall	47 61					245	H	Xavier	64 85		
				20	A	DePaul	66 92					64	A	Seton Hall	60 79		
				36	A	Marquette	51 73					56	A	St. John's (NY)	54 71		

Non-Div I Games:

Georgetown

■ Loss,
 ■ Non-Conf,
 ■ S Site,
 ■ H Home
 ■ A Away
 N Neutral

Average RPI Win:	190	WON-LOST	WINNING	LAST 10	STRENGTH OF	OPP. STRENGTH	TEAM	ADJ.	CONF.	ADJ CONF.
Average RPI Loss:	47	RECORD	PCT. RANK	GAMES	SCHEDULE	OF SCHEDULE	RPI	RPI	RPI	RPI
DIV. I ONLY	12- 11	168	3-7	15	75	89	89	4	4	
DIV. I NON-CONF.	9- 4	84	0	55	223	89	89	5	5	
TOTALS	RPI 1-25	RPI 26-50	W-L RECORDS	RPI 51-100	RPI 101-150	RPI 150+				
12- 11	0- 6	2- 1	OVERALL	0- 2	3- 2	7- 0				
8- 7	0- 3	0- 0	HOME	0- 2	2- 2	6- 0				
2- 4	0- 3	1- 1	AWAY	0- 0	0- 0	1- 0				
2- 0	0- 0	1- 0	NEUTRAL	0- 0	1- 0	0- 0				
9- 4	0- 2	1- 0	NON-CONFERENCE	0- 2	2- 0	6- 0				
7- 3	0- 1	0- 0	HOME	0- 2	1- 0	6- 0				
0- 1	0- 1	0- 0	AWAY	0- 0	0- 0	0- 0				
2- 0	0- 0	1- 0	NEUTRAL	0- 0	1- 0	0- 0				
3- 7	0- 4	1- 1	CONFERENCE	0- 0	1- 2	1- 0				
1- 4	0- 2	0- 0	HOME	0- 0	1- 2	0- 0				
2- 3	0- 2	1- 1	AWAY	0- 0	0- 0	1- 0				
0- 0	0- 0	0- 0	NEUTRAL	0- 0	0- 0	0- 0				

RPI 1-25				RPI 26-50				RPI 51-100				Team's RPI: 89	RPI 101+			
RPI	S	Opponent	Score	RPI	S	Opponent	Score	RPI	S	Opponent	Score		RPI	S	Opponent	Score
2	H	South Carolina	53 88	37	N	Virginia Tech	77 72	88	H	Georgia Tech	40 73		103	N	Butler	69 36
4	H	UCLA	50 59	41	A	Arkansas	64 55	92	H	Villanova	58 63		104	H	Vanderbilt	55 63
9	A	Baylor	38 72	45	A	Tennessee	56 73						120	H	Auburn	61 50
13	A	Mississippi St.	53 67										131	H	Missouri	65 73
13	H	Mississippi St.	66 73										132	H	N.C. A&T	72 54
16	A	Texas A&M	63 64										199	H	Furman	77 48
													225	H	Gardner-Webb	84 56
													227	H	Kennesaw St.	80 65
													262	H	East Carolina	67 50
													278	A	Ole Miss	58 51
													317	H	Mercer	76 60
													337	H	USC Upstate	67 53
LAST 10 Division I																
131	H	Missouri	65 73	120	H	Auburn	61 50									
13	A	Mississippi St.	53 67	45	A	Tennessee	56 73									
16	A	Texas A&M	63 64	104	H	Vanderbilt	55 63									
2	H	South Carolina	53 88	13	H	Mississippi St.	66 73									
41	A	Arkansas	64 55	278	A	Ole Miss	58 51									

Non-Div I Games:

Georgia

■ Loss,
 ■ Non-Conf, S Site,
 ■ Home
 ■ Away
 N Neutral

Average RPI Win:	296	WON-LOST	WINNING	LAST 10	STRENGTH OF	OPP. STRENGTH	TEAM	ADJ.	CONF.	ADJ CONF.
Average RPI Loss:	181	RECORD	PCT. RANK	GAMES	SCHEDULE	OF SCHEDULE	RPI	RPI	RPI	RPI
DIV. I ONLY	6- 16	293	3-7	252	311	316	316	21	21	
DIV. I NON-CONF.	3- 8	268	0	254	324	316	316	19	19	
TOTALS	RPI 1-25	RPI 26-50	W-L RECORDS	RPI 51-100	RPI 101-150	RPI 150+				
6- 16	0- 1	0- 0	OVERALL	0- 3	0- 1	6- 11				
5- 7	0- 1	0- 0	HOME	0- 1	0- 1	5- 4				
0- 9	0- 0	0- 0	AWAY	0- 2	0- 0	0- 7				
1- 0	0- 0	0- 0	NEUTRAL	0- 0	0- 0	1- 0				
3- 8	0- 1	0- 0	NON-CONFERENCE	0- 1	0- 1	3- 5				
2- 4	0- 1	0- 0	HOME	0- 0	0- 1	2- 2				
0- 4	0- 0	0- 0	AWAY	0- 1	0- 0	0- 3				
1- 0	0- 0	0- 0	NEUTRAL	0- 0	0- 0	1- 0				
3- 8	0- 0	0- 0	CONFERENCE	0- 2	0- 0	3- 6				
3- 3	0- 0	0- 0	HOME	0- 1	0- 0	3- 2				
0- 5	0- 0	0- 0	AWAY	0- 1	0- 0	0- 4				
0- 0	0- 0	0- 0	NEUTRAL	0- 0	0- 0	0- 0				

RPI 1-25				RPI 26-50				RPI 51-100				RPI 101+ Team's RPI: 316			
RPI	S	Opponent	Score	RPI	S	Opponent	Score	RPI	S	Opponent	Score	RPI	S	Opponent	Score
3	H	Maryland	41 114					61	H	Troy	57 71	149	H	Toledo	48 74
								88	A	Georgia Tech	28 69	151	A	UNC Greensboro	49 64
								100	A	Coastal Caro.	45 87	168	H	Louisiana	65 75
												183	A	Little Rock	46 66
												183	H	Little Rock	58 43
												199	A	Furman	55 62
												211	A	UTEP	68 71
												234	H	South Alabama	64 81
												240	A	Arkansas St.	68 70
												240	H	Arkansas St.	67 56
												252	A	Appalachian St.	37 65
												271	H	Alabama A&M	52 67
												289	H	FIU	63 70
												298	A	Ga. Southern	56 81
												321	N	New Mexico St.	59 51
												338	H	SIUE	74 73
												345	H	La.-Monroe	68 52
												346	H	South Carolina St.	77 52
LAST 10 Division I															
183	H	Little Rock	58 43	61	H	Troy	57 71								
240	H	Arkansas St.	67 56	234	H	South Alabama	64 81								
100	A	Coastal Caro.	45 87	183	A	Little Rock	46 66								
252	A	Appalachian St.	37 65	240	A	Arkansas St.	68 70								
298	A	Ga. Southern	56 81	345	H	La.-Monroe	68 52								

Non-Div I Games:

Georgia St.

■ Loss,
 ■ Non-Conf,
 ■ S Site,
 ■ H Home
 ■ A Away
 N Neutral

Average RPI Win:	158	WON-LOST	WINNING	LAST 10	STRENGTH OF	OPP. STRENGTH	TEAM	ADJ.	CONF.	ADJ CONF.
Average RPI Loss:	64	RECORD	PCT. RANK	GAMES	SCHEDULE	OF SCHEDULE	RPI	RPI	RPI	RPI
DIV. I ONLY	15- 8	83	4-6	138	15	88	88	5	5	
DIV. I NON-CONF.	9- 2	38	0	136	98	53	53	3	3	
TOTALS	RPI 1-25	RPI 26-50	W-L RECORDS	RPI 51-100	RPI 101-150	RPI 150+				
15- 8	1- 1	1- 2	OVERALL	5- 4	1- 1	7- 0				
8- 3	0- 0	1- 0	HOME	1- 3	1- 0	5- 0				
5- 3	1- 0	0- 1	AWAY	2- 1	0- 1	2- 0				
2- 2	0- 1	0- 1	NEUTRAL	2- 0	0- 0	0- 0				
9- 2	0- 1	0- 1	NON-CONFERENCE	3- 0	1- 0	5- 0				
5- 0	0- 0	0- 0	HOME	0- 0	1- 0	4- 0				
2- 0	0- 0	0- 0	AWAY	1- 0	0- 0	1- 0				
2- 2	0- 1	0- 1	NEUTRAL	2- 0	0- 0	0- 0				
6- 6	1- 0	1- 1	CONFERENCE	2- 4	0- 1	2- 0				
3- 3	0- 0	1- 0	HOME	1- 3	0- 0	1- 0				
3- 3	1- 0	0- 1	AWAY	1- 1	0- 1	1- 0				
0- 0	0- 0	0- 0	NEUTRAL	0- 0	0- 0	0- 0				

RPI 1-25				RPI 26-50				RPI 51-100 Team's RPI: 88				RPI 101+			
RPI	S	Opponent	Score	RPI	S	Opponent	Score	RPI	S	Opponent	Score	RPI	S	Opponent	Score
16	N	Texas A&M	48 60	39	A	Duke	46 58	59	A	Miami (FL)	49 54	112	A	Wake Forest	60 65
22	A	Florida St.	67 52	47	N	Rutgers	43 46	59	H	Miami (FL)	61 54	122	H	Wisconsin	60 41
				50	H	Virginia	61 51	64	N	Seton Hall	79 54	155	H	Houston	69 38
								67	H	North Carolina	60 67	186	H	Clemson	49 47
								79	H	Boston College	48 55	227	A	Kennesaw St.	63 47
								87	N	Rice	54 52	269	H	ETSU	87 48
								89	A	Georgia	73 40	275	A	Pittsburgh	77 48
								94	H	Notre Dame	51 59	316	H	Georgia St.	69 28
								99	A	Syracuse	82 64	349	H	Grambling	89 42
LAST 10 Division I															
275	A	Pittsburgh	77 48	79	H	Boston College	48 55								
94	H	Notre Dame	51 59	99	A	Syracuse	82 64								
59	A	Miami (FL)	49 54	186	H	Clemson	49 47								
39	A	Duke	46 58	22	A	Florida St.	67 52								
67	H	North Carolina	60 67	112	A	Wake Forest	60 65								

Non-Div I Games:

Georgia Tech

■ Loss,
 ■ Non-Conf,
 ■ S Site,
 ■ H Home
 ■ A Away
 N Neutral

Average RPI Win: 134	WON-LOST	WINNING	LAST 10	STRENGTH OF	OPP. STRENGTH	TEAM	ADJ.	CONF.	ADJ CONF.
Average RPI Loss: 85	RECORD	PCT. RANK	GAMES	SCHEDULE	OF SCHEDULE	RPI	RPI	RPI	RPI
DIV. I ONLY	23- 2	6	9-1	47	77	12	12	11	11
DIV. I NON-CONF.	11- 1	13	0	21	20	2	2	11	11
TOTALS	RPI 1-25	RPI 26-50	W-L RECORDS	RPI 51-100	RPI 101-150	RPI 150+			
23- 2	1- 1	1- 0	OVERALL	7- 0	6- 0	8- 1			
12- 0	1- 0	0- 0	HOME	2- 0	4- 0	5- 0			
8- 2	0- 1	0- 0	AWAY	3- 0	2- 0	3- 1			
3- 0	0- 0	1- 0	NEUTRAL	2- 0	0- 0	0- 0			
11- 1	1- 1	1- 0	NON-CONFERENCE	5- 0	1- 0	3- 0			
5- 0	1- 0	0- 0	HOME	1- 0	1- 0	2- 0			
3- 1	0- 1	0- 0	AWAY	2- 0	0- 0	1- 0			
3- 0	0- 0	1- 0	NEUTRAL	2- 0	0- 0	0- 0			
12- 1	0- 0	0- 0	CONFERENCE	2- 0	5- 0	5- 1			
7- 0	0- 0	0- 0	HOME	1- 0	3- 0	3- 0			
5- 1	0- 0	0- 0	AWAY	1- 0	2- 0	2- 1			
0- 0	0- 0	0- 0	NEUTRAL	0- 0	0- 0	0- 0			

RPI	S	Opponent	Score	RPI	S	Opponent	Score	RPI	S	Opponent	Score	RPI	S	Opponent	Score
5	H	Missouri St.	64 52	33	N	Purdue	63 50	62	N	Middle Tenn.	62 50	107	A	Pacific	83 65
11	A	Stanford	70 76					68	N	Dayton	76 65	107	H	Pacific	68 67
								71	H	UT Martin	78 55	115	H	Texas Southern	80 45
								72	A	BYU	55 43	121	A	San Diego	57 42
								72	H	BYU	59 44	121	H	San Diego	57 46
								86	A	Washington St.	76 53	142	H	Portland	62 57
								91	A	Montana St.	70 55	158	A	Saint Mary's (CA)	60 70
												158	H	Saint Mary's (CA)	74 49
												187	H	Pepperdine	70 36
												205	A	Wyoming	65 54
												206	A	Santa Clara	67 52
												212	H	CSU Bakersfield	92 48
												244	A	San Francisco	69 46
												281	H	LMU (CA)	78 52
												307	H	Eastern Wash.	84 44
LAST 10 Division I															
158	A	Saint Mary's (CA)	60 70	187	H	Pepperdine	70 36	244	A	San Francisco	69 46	206	A	Santa Clara	67 52
107	A	Pacific	83 65					107	H	Pacific	68 67				
72	H	BYU	59 44					158	H	Saint Mary's (CA)	74 49				
121	H	San Diego	57 46												
281	H	LMU (CA)	78 52												

Non-Div I Games:

Gonzaga

■ Loss,
 ■ Non-Conf, S Site,
 ■ Home
 ■ Away
 N Neutral

Grambling

Through Games Of Feb. 8. 2020

Average RPI Win:	271	WON-LOST	WINNING	LAST 10	STRENGTH OF	OPP. STRENGTH	TEAM	ADJ.	CONF.	ADJ CONF.
Average RPI Loss:	207	RECORD	PCT. RANK	GAMES	SCHEDULE	OF SCHEDULE	RPI	RPI	RPI	RPI
DIV. I ONLY	1- 19	345	1-9	279	315	349	349	32	32	
DIV. I NON-CONF.	0- 10	338	0	93	190	315	315	30	30	
TOTALS	RPI 1-25	RPI 26-50	W-L RECORDS	RPI 51-100	RPI 101-150	RPI 150+				
1- 19	0- 1	0- 1	OVERALL	0- 1	0- 4	1- 12				
1- 6	0- 0	0- 0	HOME	0- 0	0- 3	1- 3				
0- 12	0- 1	0- 1	AWAY	0- 1	0- 1	0- 8				
0- 1	0- 0	0- 0	NEUTRAL	0- 0	0- 0	0- 1				
0- 10	0- 1	0- 1	NON-CONFERENCE	0- 1	0- 3	0- 4				
0- 2	0- 0	0- 0	HOME	0- 0	0- 2	0- 0				
0- 7	0- 1	0- 1	AWAY	0- 1	0- 1	0- 3				
0- 1	0- 0	0- 0	NEUTRAL	0- 0	0- 0	0- 1				
1- 9	0- 0	0- 0	CONFERENCE	0- 0	0- 1	1- 8				
1- 4	0- 0	0- 0	HOME	0- 0	0- 1	1- 3				
0- 5	0- 0	0- 0	AWAY	0- 0	0- 0	0- 5				
0- 0	0- 0	0- 0	NEUTRAL	0- 0	0- 0	0- 0				

RPI 1-25				RPI 26-50				RPI 51-100				RPI 101+ Team's RPI: 349			
RPI	S	Opponent	Score	RPI	S	Opponent	Score	RPI	S	Opponent	Score	RPI	S	Opponent	Score
9	A	Baylor	46 120	26	A	Kentucky	35 81	88	A	Georgia Tech	42 89	115	H	Texas Southern	85 89
												119	H	Florida	65 72
												127	H	UT Arlington	54 88
												146	A	Wichita St.	65 77
												157	A	Jackson St.	46 61
												191	N	Binghamton	67 88
												238	A	Southern U.	57 81
												238	H	Southern U.	51 70
												242	A	Louisiana Tech	66 70
												271	H	Alabama A&M	69 59
												285	H	Prairie View	54 67
												289	A	FIU	55 56
												318	A	Alcorn	54 80
												325	A	Ark.-Pine Bluff	79 84
												331	H	Alabama St.	59 73
												333	A	Northwestern St.	61 65
												351	A	Mississippi Val.	57 68
LAST 10 Division I															
238	H	Southern U.	51 70	285	H	Prairie View	54 67								
351	A	Mississippi Val.	57 68	318	A	Alcorn	54 80								
325	A	Ark.-Pine Bluff	79 84	238	A	Southern U.	57 81								
157	A	Jackson St.	46 61	331	H	Alabama St.	59 73								
115	H	Texas Southern	85 89	271	H	Alabama A&M	69 59								

Non-Div I Games: Centenary (LA) 106 42

Grambling

■ Loss,
 ■ Non-Conf,
 ■ S Site,
 ■ Home
 ■ A Away
 N Neutral

Grand Canyon

Through Games Of Feb. 8, 2020

Average RPI Win:	281	WON-LOST	WINNING	LAST 10	STRENGTH OF	OPP. STRENGTH	TEAM	ADJ.	CONF.	ADJ CONF.
Average RPI Loss:	191	RECORD	PCT. RANK	GAMES	SCHEDULE	OF SCHEDULE	RPI	RPI	RPI	RPI
DIV. I ONLY	10- 8	140	7-3	272	339	236	236	31	31	
DIV. I NON-CONF.	3- 6	235	0-1	156	289	267	267	32	32	
TOTALS	RPI 1-25	RPI 26-50	W-L RECORDS	RPI 51-100	RPI 101-150	RPI 150+				
10- 8	0- 0	0- 0	OVERALL	0- 0	0- 2	10- 6				
7- 4	0- 0	0- 0	HOME	0- 0	0- 0	7- 4				
3- 4	0- 0	0- 0	AWAY	0- 0	0- 2	3- 2				
0- 0	0- 0	0- 0	NEUTRAL	0- 0	0- 0	0- 0				
3- 6	0- 0	0- 0	NON-CONFERENCE	0- 0	0- 2	3- 4				
3- 2	0- 0	0- 0	HOME	0- 0	0- 0	3- 2				
0- 4	0- 0	0- 0	AWAY	0- 0	0- 2	0- 2				
0- 0	0- 0	0- 0	NEUTRAL	0- 0	0- 0	0- 0				
7- 2	0- 0	0- 0	CONFERENCE	0- 0	0- 0	7- 2				
4- 2	0- 0	0- 0	HOME	0- 0	0- 0	4- 2				
3- 0	0- 0	0- 0	AWAY	0- 0	0- 0	3- 0				
0- 0	0- 0	0- 0	NEUTRAL	0- 0	0- 0	0- 0				

RPI 1-25			RPI 26-50			RPI 51-100			RPI 101+			Team's RPI: 236
RPI	S	Opponent	Score	RPI	S	Opponent	Score	RPI	S	Opponent	Score	
								134	A	California	53	72
								142	A	Portland	41	73
								165	H	Southern Utah	69	65
								174	A	Montana	67	72
								176	H	UNLV	53	51
								195	A	Portland St.	46	69
								212	H	CSU Bakersfield	54	59
								218	H	North Dakota	76	78
								219	H	UMKC	53	74
								232	H	Cal St. Fullerton	70	80
								272	H	UC Santa Barbara	58	57
								290	A	California Baptist	62	58
								290	H	California Baptist	72	66
								306	H	UTRGV	62	60
								310	A	Seattle U	56	48
								321	H	New Mexico St.	60	49
								326	A	Utah Valley	66	59
								350	H	Chicago St.	69	49
LAST 10 Division I												
290	H	California Baptist	72	66	219	H	UMKC	53	74			
321	H	New Mexico St.	60	49	350	H	Chicago St.	69	49			
306	H	UTRGV	62	60	290	A	California Baptist	62	58			
326	A	Utah Valley	66	59	212	H	CSU Bakersfield	54	59			
310	A	Seattle U	56	48	134	A	California	53	72			

Non-Div I Games: Benedictine Mesa 72 53 Whittier 77 41

Grand Canyon

Loss, Non-Conf, S Site, H Home A Away N Neutral

Average RPI Win:	213	WON-LOST	WINNING	LAST 10	STRENGTH OF	OPP. STRENGTH	TEAM	ADJ.	CONF.	ADJ CONF.
Average RPI Loss:	120	RECORD	PCT. RANK	GAMES	SCHEDULE	OF SCHEDULE	RPI	RPI	RPI	RPI
DIV. I ONLY	12- 12	175	6-4	105	166	137	137	22	22	
DIV. I NON-CONF.	5- 7	205	0	36	42	109	109	20	20	
TOTALS	RPI 1-25	RPI 26-50	W-L RECORDS	RPI 51-100	RPI 101-150	RPI 150+				
12- 12	1- 2	0- 2	OVERALL	1- 3	1- 0	9- 5				
4- 6	0- 1	0- 2	HOME	0- 2	1- 0	3- 1				
6- 5	1- 0	0- 0	AWAY	0- 1	0- 0	5- 4				
2- 1	0- 1	0- 0	NEUTRAL	1- 0	0- 0	1- 0				
5- 7	1- 2	0- 2	NON-CONFERENCE	1- 2	1- 0	2- 1				
1- 4	0- 1	0- 2	HOME	0- 1	1- 0	0- 0				
2- 2	1- 0	0- 0	AWAY	0- 1	0- 0	1- 1				
2- 1	0- 1	0- 0	NEUTRAL	1- 0	0- 0	1- 0				
7- 5	0- 0	0- 0	CONFERENCE	0- 1	0- 0	7- 4				
3- 2	0- 0	0- 0	HOME	0- 1	0- 0	3- 1				
4- 3	0- 0	0- 0	AWAY	0- 0	0- 0	4- 3				
0- 0	0- 0	0- 0	NEUTRAL	0- 0	0- 0	0- 0				

RPI 1-25			RPI 26-50			RPI 51-100			RPI 101+ Team's RPI: 137		
RPI	S	Opponent	Score	RPI	S	Opponent	Score	RPI	S	Opponent	Score
13	N	Mississippi St.	58 83	36	H	Marquette	47 60	55	H	IUPUI	42 54
18	A	Central Mich.	111 105	44	H	South Dakota	60 66	70	H	South Dakota St.	55 60
20	H	DePaul	65 76					81	A	Marist	60 72
								99	N	Syracuse	79 73
LAST 10 Division I											
233	A	Milwaukee	60 65	342	H	UIC	73 36	131	H	Missouri	72 64
203	A	Northern Ky.	43 63	55	H	IUPUI	42 54	159	A	Wright St.	68 59
159	A	Wright St.	68 59	328	A	Detroit Mercy	65 48	159	H	Wright St.	58 70
196	A	Cleveland St.	74 54	283	A	Oakland	88 93	196	A	Cleveland St.	74 54
250	A	Youngstown St.	70 63	233	H	Milwaukee	61 48	203	A	Northern Ky.	43 63
				233	A	Milwaukee	60 65	203	H	Northern Ky.	65 44
				237	A	Maine	60 61	233	A	Milwaukee	60 65
				250	A	Youngstown St.	70 63	233	H	Milwaukee	61 48
				251	N	Bowling Green	73 54	237	A	Maine	60 61
				283	A	Oakland	88 93	250	A	Youngstown St.	70 63
				328	A	Detroit Mercy	65 48	251	N	Bowling Green	73 54
				342	H	UIC	73 36	283	A	Oakland	88 93
				350	A	Chicago St.	102 46	328	A	Detroit Mercy	65 48
								342	H	UIC	73 36
								350	A	Chicago St.	102 46

Non-Div I Games:

Green Bay

■ Loss,
■ Non-Conf,
■ S Site,
■ H Home
■ A Away
N Neutral

Average RPI Win: 233	WON-LOST	WINNING	LAST 10	STRENGTH OF	OPP. STRENGTH	TEAM	ADJ.	CONF.	ADJ CONF.
Average RPI Loss: 166	RECORD	PCT. RANK	GAMES	SCHEDULE	OF SCHEDULE	RPI	RPI	RPI	RPI
DIV. I ONLY	12- 10	145	6-4	181	291	173	173	25	25
DIV. I NON-CONF.	4- 5	195	0	104	141	144	144	27	27
TOTALS	RPI 1-25	RPI 26-50	W-L RECORDS	RPI 51-100	RPI 101-150	RPI 150+			
12- 10	0- 0	0- 1	OVERALL	1- 0	1- 2	10- 7			
5- 5	0- 0	0- 0	HOME	0- 0	0- 2	5- 3			
5- 5	0- 0	0- 1	AWAY	1- 0	0- 0	4- 4			
2- 0	0- 0	0- 0	NEUTRAL	0- 0	1- 0	1- 0			
4- 5	0- 0	0- 1	NON-CONFERENCE	1- 0	1- 1	2- 3			
0- 3	0- 0	0- 0	HOME	0- 0	0- 1	0- 2			
2- 2	0- 0	0- 1	AWAY	1- 0	0- 0	1- 1			
2- 0	0- 0	0- 0	NEUTRAL	0- 0	1- 0	1- 0			
8- 5	0- 0	0- 0	CONFERENCE	0- 0	0- 1	8- 4			
5- 2	0- 0	0- 0	HOME	0- 0	0- 1	5- 1			
3- 3	0- 0	0- 0	AWAY	0- 0	0- 0	3- 3			
0- 0	0- 0	0- 0	NEUTRAL	0- 0	0- 0	0- 0			

RPI S	Opponent	Score	RPI S	Opponent	Score	RPI S	Opponent	Score	RPI S	Opponent	Score	Team's RPI: 173
			32 A	Old Dominion	38 75	65 A	Alabama	64 61	109 H	Liberty	59 83	
									118 H	Campbell	31 68	
									136 N	Richmond	69 65	
									171 H	Norfolk St.	56 77	
									181 H	Fla. Atlantic	63 64	
									188 A	High Point	59 74	
									188 H	High Point	77 81	
									199 A	Furman	65 70	
									204 N	Mt. St. Mary's	68 60	
									213 H	Radford	51 48	
									225 A	Gardner-Webb	59 70	
									225 H	Gardner-Webb	63 58	
									231 A	Chattanooga	84 55	
									243 A	UNC Asheville	76 66	
									243 H	UNC Asheville	68 59	
									253 A	Winthrop	66 72	
									259 H	Longwood	72 55	
									303 A	Presbyterian	71 42	
									337 H	USC Upstate	60 40	
									341 A	Charleston So.	64 59	
LAST 10 Division I												
			225 A	Gardner-Webb	59 70	341 A	Charleston So.	64 59				
			188 A	High Point	59 74	337 H	USC Upstate	60 40				
			243 A	UNC Asheville	76 66	118 H	Campbell	31 68				
			259 H	Longwood	72 55	213 H	Radford	51 48				
			188 H	High Point	77 81	303 A	Presbyterian	71 42				

Non-Div I Games:

Hampton

■ Loss,
 ■ Non-Conf,
 ■ S Site,
 ■ H Home
 ■ A Away
 N Neutral

Average RPI Win:	0	WON-LOST	WINNING	LAST 10	STRENGTH OF	OPP. STRENGTH	TEAM	ADJ.	CONF.	ADJ CONF.
Average RPI Loss:	206	RECORD	PCT. RANK	GAMES	SCHEDULE	OF SCHEDULE	RPI	RPI	RPI	RPI
DIV. I ONLY	0- 24	350	0-10	264	290	348	348	28	28	
DIV. I NON-CONF.	0- 13	338	0	223	224	338	338	28	28	
TOTALS	RPI 1-25	RPI 26-50	W-L RECORDS	RPI 51-100	RPI 101-150	RPI 150+				
0- 24	0- 1	0- 0	OVERALL	0- 3	0- 5	0- 15				
0- 11	0- 0	0- 0	HOME	0- 0	0- 1	0- 10				
0- 13	0- 1	0- 0	AWAY	0- 3	0- 4	0- 5				
0- 0	0- 0	0- 0	NEUTRAL	0- 0	0- 0	0- 0				
0- 13	0- 1	0- 0	NON-CONFERENCE	0- 2	0- 5	0- 5				
0- 6	0- 0	0- 0	HOME	0- 0	0- 1	0- 5				
0- 7	0- 1	0- 0	AWAY	0- 2	0- 4	0- 0				
0- 0	0- 0	0- 0	NEUTRAL	0- 0	0- 0	0- 0				
0- 11	0- 0	0- 0	CONFERENCE	0- 1	0- 0	0- 10				
0- 5	0- 0	0- 0	HOME	0- 0	0- 0	0- 5				
0- 6	0- 0	0- 0	AWAY	0- 1	0- 0	0- 5				
0- 0	0- 0	0- 0	NEUTRAL	0- 0	0- 0	0- 0				

RPI 1-25				RPI 26-50				RPI 51-100				RPI 101+ Team's RPI: 348			
RPI	S	Opponent	Score	RPI	S	Opponent	Score	RPI	S	Opponent	Score	RPI	S	Opponent	Score
19	A	Princeton	42 73					77	A	Stony Brook	55 66	101	A	Michigan St.	34 79
								85	A	Penn	46 74	128	A	William & Mary	44 61
								98	A	Harvard	44 53	138	A	Northeastern	47 60
												141	H	Providence	57 75
												148	A	Massachusetts	48 74
												179	H	Quinnipiac	50 87
												190	H	Rhode Island	56 68
												191	A	Binghamton	44 80
												215	H	UMass Lowell	63 68
												237	A	Maine	73 87
												237	H	Maine	52 69
												257	A	New Hampshire	71 72
												296	A	UMBC	54 61
												296	H	UMBC	47 56
												305	A	Vermont	51 62
												305	H	Vermont	53 63
												309	H	Albany (NY)	63 68
												314	H	Hofstra	41 43
												332	H	NJIT	52 61
												344	H	Central Conn. St.	54 61
LAST 10 Division I															
305	A	Vermont	51 62	296	A	UMBC	54 61								
296	H	UMBC	47 56	305	H	Vermont	53 63								
237	H	Maine	52 69	77	A	Stony Brook	55 66								
191	A	Binghamton	44 80	215	H	UMass Lowell	63 68								
309	H	Albany (NY)	63 68	257	A	New Hampshire	71 72								

Non-Div I Games:

Hartford

■ Loss,
 ■ Non-Conf, S Site,
 ■ Home
 ■ Away
 N Neutral

Harvard

Through Games Of Feb. 8, 2020

Average RPI Win:	185	WON-LOST	WINNING	LAST 10	STRENGTH OF	OPP. STRENGTH	TEAM	ADJ.	CONF.	ADJ CONF.
Average RPI Loss:	136	RECORD	PCT. RANK	GAMES	SCHEDULE	OF SCHEDULE	RPI	RPI	RPI	RPI
DIV. I ONLY	13- 6	66	7-3	190	108	98	98	8	8	
DIV. I NON-CONF.	9- 4	84	3-1	280	130	124	124	8	8	
TOTALS	RPI 1-25	RPI 26-50	W-L RECORDS	RPI 51-100	RPI 101-150	RPI 150+				
13- 6	0- 1	1- 1	OVERALL	1- 0	2- 1	9- 3				
8- 2	0- 1	1- 0	HOME	1- 0	1- 1	5- 0				
5- 3	0- 0	0- 1	AWAY	0- 0	1- 0	4- 2				
0- 1	0- 0	0- 0	NEUTRAL	0- 0	0- 0	0- 1				
9- 4	0- 0	0- 1	NON-CONFERENCE	0- 0	2- 1	7- 2				
4- 1	0- 0	0- 0	HOME	0- 0	1- 1	3- 0				
5- 2	0- 0	0- 1	AWAY	0- 0	1- 0	4- 1				
0- 1	0- 0	0- 0	NEUTRAL	0- 0	0- 0	0- 1				
4- 2	0- 1	1- 0	CONFERENCE	1- 0	0- 0	2- 1				
4- 1	0- 1	1- 0	HOME	1- 0	0- 0	2- 0				
0- 1	0- 0	0- 0	AWAY	0- 0	0- 0	0- 1				
0- 0	0- 0	0- 0	NEUTRAL	0- 0	0- 0	0- 0				

RPI 1-25				RPI 26-50				RPI 51-100				Team's RPI: 98	RPI 101+			
RPI	S	Opponent	Score	RPI	S	Opponent	Score	RPI	S	Opponent	Score		RPI	S	Opponent	Score
19	H	Princeton	46 60	40	H	Yale	66 57	85	H	Penn	58 51		134	H	California	56 53
				47	A	Rutgers	46 74						138	H	Northeastern	44 46
													150	A	Boston U.	66 39
													169	A	Northern Ill.	59 53
													179	A	Quinnipiac	77 68
													181	A	Fla. Atlantic	65 51
													190	H	Rhode Island	61 58
													201	A	La Salle	69 75
													202	A	Dartmouth	62 63
													202	H	Dartmouth	64 49
													209	N	Saint Joseph's	39 63
													214	H	Brown	68 53
													237	A	Maine	69 40
													274	H	Siena	68 51
													348	H	Hartford	53 44
LAST 10 Division I																
214	H	Brown	68 53	202	A	Dartmouth	62 63									
40	H	Yale	66 57	190	H	Rhode Island	61 58									
19	H	Princeton	46 60	181	A	Fla. Atlantic	65 51									
85	H	Penn	58 51	209	N	Saint Joseph's	39 63									
202	H	Dartmouth	64 49	237	A	Maine	69 40									

Non-Div I Games:

Harvard

Loss, Non-Conf, S Site, H Home A Away N Neutral

Hawaii

Through Games Of Feb. 8, 2020

Average RPI Win:	240	WON-LOST	WINNING	LAST 10	STRENGTH OF	OPP. STRENGTH	TEAM	ADJ.	CONF.	ADJ CONF.
Average RPI Loss:	160	RECORD	PCT. RANK	GAMES	SCHEDULE	OF SCHEDULE	RPI	RPI	RPI	RPI
DIV. I ONLY	12- 10	145	7-3	217	206	178	178	27	27	
DIV. I NON-CONF.	5- 7	205	0	101	91	172	172	26	26	
TOTALS	RPI 1-25	RPI 26-50	W-L RECORDS	RPI 51-100	RPI 101-150	RPI 150+				
12- 10	0- 2	1- 0	OVERALL	0- 1	1- 2	10- 5				
7- 4	0- 1	1- 0	HOME	0- 1	0- 1	6- 1				
5- 6	0- 1	0- 0	AWAY	0- 0	1- 1	4- 4				
0- 0	0- 0	0- 0	NEUTRAL	0- 0	0- 0	0- 0				
5- 7	0- 2	1- 0	NON-CONFERENCE	0- 1	1- 2	3- 2				
3- 4	0- 1	1- 0	HOME	0- 1	0- 1	2- 1				
2- 3	0- 1	0- 0	AWAY	0- 0	1- 1	1- 1				
0- 0	0- 0	0- 0	NEUTRAL	0- 0	0- 0	0- 0				
7- 3	0- 0	0- 0	CONFERENCE	0- 0	0- 0	7- 3				
4- 0	0- 0	0- 0	HOME	0- 0	0- 0	4- 0				
3- 3	0- 0	0- 0	AWAY	0- 0	0- 0	3- 3				
0- 0	0- 0	0- 0	NEUTRAL	0- 0	0- 0	0- 0				

RPI 1-25				RPI 26-50				RPI 51-100				RPI 101+ Team's RPI: 178			
RPI	S	Opponent	Score	RPI	S	Opponent	Score	RPI	S	Opponent	Score	RPI	S	Opponent	Score
7	A	Oregon St.	32 64	34	H	Texas	73 60	85	H	Penn	55 70	115	H	Texas Southern	57 74
14	H	NC State	59 68									126	A	Idaho	52 67
												139	A	Washington	62 50
												160	A	UC Davis	49 62
												187	A	Pepperdine	52 51
												232	H	Cal St. Fullerton	79 72
												258	H	San Diego St.	61 58
												260	H	North Texas	60 66
												264	A	Long Beach St.	55 62
												264	H	Long Beach St.	68 44
												272	A	UC Santa Barbara	63 51
												281	A	LMU (CA)	51 65
												287	A	CSUN	54 58
												288	A	UC Riverside	65 59
												288	H	UC Riverside	80 57
												300	H	UTSA	62 50
												302	H	UC Irvine	94 70
												312	A	Cal Poly	59 46
LAST 10 Division I															
272	A	UC Santa Barbara	63 51	264	A	Long Beach St.	55 62								
312	A	Cal Poly	59 46	232	H	Cal St. Fullerton	79 72								
264	H	Long Beach St.	68 44	288	H	UC Riverside	80 57								
302	H	UC Irvine	94 70	160	A	UC Davis	49 62								
288	A	UC Riverside	65 59	287	A	CSUN	54 58								

Non-Div I Games: Hope Int'l 86 49

Hawaii

■ Loss,
 ■ Non-Conf, S Site,
 ■ Home
 ■ Away
 N Neutral

Average RPI Win:	271	WON-LOST	WINNING	LAST 10	STRENGTH OF	OPP. STRENGTH	TEAM	ADJ.	CONF.	ADJ CONF.
Average RPI Loss:	167	RECORD	PCT. RANK	GAMES	SCHEDULE	OF SCHEDULE	RPI	RPI	RPI	RPI
DIV. I ONLY	11- 11	175	8-2	219	318	188	188	25	25	
DIV. I NON-CONF.	2- 7	288	0	166	245	266	266	27	27	
TOTALS	RPI 1-25	RPI 26-50	W-L RECORDS	RPI 51-100	RPI 101-150	RPI 150+				
11- 11	0- 0	0- 1	OVERALL	0- 0	0- 3	11- 7				
6- 2	0- 0	0- 0	HOME	0- 0	0- 1	6- 1				
5- 9	0- 0	0- 1	AWAY	0- 0	0- 2	5- 6				
0- 0	0- 0	0- 0	NEUTRAL	0- 0	0- 0	0- 0				
2- 7	0- 0	0- 1	NON-CONFERENCE	0- 0	0- 2	2- 4				
1- 2	0- 0	0- 0	HOME	0- 0	0- 1	1- 1				
1- 5	0- 0	0- 1	AWAY	0- 0	0- 1	1- 3				
0- 0	0- 0	0- 0	NEUTRAL	0- 0	0- 0	0- 0				
9- 4	0- 0	0- 0	CONFERENCE	0- 0	0- 1	9- 3				
5- 0	0- 0	0- 0	HOME	0- 0	0- 0	5- 0				
4- 4	0- 0	0- 0	AWAY	0- 0	0- 1	4- 3				
0- 0	0- 0	0- 0	NEUTRAL	0- 0	0- 0	0- 0				

RPI 1-25	RPI 26-50	RPI 51-100	RPI 101+ Team's RPI: 188
RPI S Opponent Score	RPI S Opponent Score	RPI S Opponent Score	RPI S Opponent Score
	39 A Duke 57 93		103 A Butler 52 74
			108 H Davidson 63 73
			118 A Campbell 36 73
			151 A UNC Greensboro 70 82
			171 A Norfolk St. 58 72
			173 A Hampton 81 77
			173 H Hampton 74 59
			175 A American 48 56
			213 H Radford 68 58
			225 A Gardner-Webb 57 70
			243 A UNC Asheville 60 76
			246 H Col. of Charleston 70 79
			253 A Winthrop 63 69
			253 H Winthrop 94 61
			259 A Longwood 76 69
			269 H ETSU 80 62
			303 H Presbyterian 60 55
			320 A N.C. Central 78 58
			337 A USC Upstate 81 45
			337 H USC Upstate 85 46
			341 A Charleston So. 84 70
LAST 10 Division I			
	337 A USC Upstate 81 45	303 H Presbyterian 60 55	
	173 H Hampton 74 59	259 A Longwood 76 69	
	253 H Winthrop 94 61	341 A Charleston So. 84 70	
	225 A Gardner-Webb 57 70	243 A UNC Asheville 60 76	
	173 A Hampton 81 77	213 H Radford 68 58	

Non-Div I Games:

High Point

■ Loss,
 ■ Non-Conf,
 ■ S Site,
 ■ H Home
 ■ A Away
 N Neutral

Hofstra

Through Games Of Feb. 8, 2020

Average RPI Win: 240	WON-LOST	WINNING	LAST 10	STRENGTH OF	OPP. STRENGTH	TEAM	ADJ.	CONF.	ADJ CONF.
Average RPI Loss: 177	RECORD	PCT. RANK	GAMES	SCHEDULE	OF SCHEDULE	RPI	RPI	RPI	RPI
DIV. I ONLY	3- 18	328	0-10	152	304	314	314	14	14
DIV. I NON-CONF.	3- 8	268	0	201	351	308	308	13	13
TOTALS	RPI 1-25	RPI 26-50	W-L RECORDS	RPI 51-100	RPI 101-150	RPI 150+			
3- 18	0- 0	0- 1	OVERALL	0- 3	1- 3	2- 11			
2- 8	0- 0	0- 0	HOME	0- 2	1- 2	1- 4			
1- 8	0- 0	0- 1	AWAY	0- 1	0- 1	1- 5			
0- 2	0- 0	0- 0	NEUTRAL	0- 0	0- 0	0- 2			
3- 8	0- 0	0- 0	NON-CONFERENCE	0- 1	1- 0	2- 7			
2- 3	0- 0	0- 0	HOME	0- 1	1- 0	1- 2			
1- 3	0- 0	0- 0	AWAY	0- 0	0- 0	1- 3			
0- 2	0- 0	0- 0	NEUTRAL	0- 0	0- 0	0- 2			
0- 10	0- 0	0- 1	CONFERENCE	0- 2	0- 3	0- 4			
0- 5	0- 0	0- 0	HOME	0- 1	0- 2	0- 2			
0- 5	0- 0	0- 1	AWAY	0- 1	0- 1	0- 2			
0- 0	0- 0	0- 0	NEUTRAL	0- 0	0- 0	0- 0			

RPI 1-25				RPI 26-50				RPI 51-100				RPI 101+				Team's RPI: 314	
RPI	S	Opponent	Score	RPI	S	Opponent	Score	RPI	S	Opponent	Score	RPI	S	Opponent	Score		
				43	A	James Madison	50 92	60	A	Drexel	54 74	118	H	Campbell	58 55		
								60	H	Drexel	32 45	128	H	William & Mary	53 66		
								77	H	Stony Brook	38 81	138	A	Northeastern	51 74		
												144	H	Elon	56 69		
												155	N	Houston	44 54		
												172	N	Samford	45 65		
												189	A	Towson	71 84		
												196	H	Cleveland St.	51 61		
												197	A	Delaware	59 80		
												220	A	Fairfield	64 73		
												246	H	Col. of Charleston	60 63		
												255	H	Morgan St.	51 39		
												261	H	UNCW	59 62		
												267	H	Howard	64 73		
												292	A	Sacred Heart	44 71		
												336	A	LIU Brooklyn	46 85		
												348	A	Hartford	43 41		
LAST 10 Division I																	
				60	H	Drexel	32 45	144	H	Elon	56 69						
				246	H	Col. of Charleston	60 63	128	H	William & Mary	53 66						
				261	H	UNCW	59 62	60	A	Drexel	54 74						
				189	A	Towson	71 84	197	A	Delaware	59 80						
				43	A	James Madison	50 92	138	A	Northeastern	51 74						

Non-Div I Games:

Hofstra

■ Loss,
 ■ Non-Conf,
 ■ S Site,
 ■ H Home
 ■ A Away
 N Neutral

Holy Cross

Through Games Of Feb. 8, 2020

Average RPI Win:	223	WON-LOST	WINNING	LAST 10	STRENGTH OF	OPP. STRENGTH	TEAM	ADJ.	CONF.	ADJ CONF.
Average RPI Loss:	152	RECORD	PCT. RANK	GAMES	SCHEDULE	OF SCHEDULE	RPI	RPI	RPI	RPI
DIV. I ONLY	13- 9	112	5-5	231	194	140	140	15	15	
DIV. I NON-CONF.	7- 4	100	0	250	242	116	116	15	15	
TOTALS	RPI 1-25	RPI 26-50	W-L RECORDS	RPI 51-100	RPI 101-150	RPI 150+				
13- 9	0- 0	0- 0	OVERALL	1- 3	1- 3	11- 3				
7- 2	0- 0	0- 0	HOME	1- 1	0- 1	6- 0				
6- 7	0- 0	0- 0	AWAY	0- 2	1- 2	5- 3				
0- 0	0- 0	0- 0	NEUTRAL	0- 0	0- 0	0- 0				
7- 4	0- 0	0- 0	NON-CONFERENCE	1- 1	0- 1	6- 2				
4- 0	0- 0	0- 0	HOME	1- 0	0- 0	3- 0				
3- 4	0- 0	0- 0	AWAY	0- 1	0- 1	3- 2				
0- 0	0- 0	0- 0	NEUTRAL	0- 0	0- 0	0- 0				
6- 5	0- 0	0- 0	CONFERENCE	0- 2	1- 2	5- 1				
3- 2	0- 0	0- 0	HOME	0- 1	0- 1	3- 0				
3- 3	0- 0	0- 0	AWAY	0- 1	1- 1	2- 1				
0- 0	0- 0	0- 0	NEUTRAL	0- 0	0- 0	0- 0				

RPI S	Opponent	Score	RPI S	Opponent	Score	RPI S	Opponent	Score	RPI S	Opponent	Score	Team's RPI: 140
						74	H Bucknell	40 51	125	A Lehigh	74 57	
						79	H Boston College	80 71	148	A Massachusetts	72 75	
						84	A Colgate	60 71	150	A Boston U.	70 76	
						93	A North Florida	60 80	150	H Boston U.	51 62	
									156	H Lafayette	57 56	
									175	H American	72 59	
									180	A Illinois	75 78	
									190	A Rhode Island	58 73	
									208	H Merrimack	68 42	
									214	A Brown	83 71	
									224	A Stetson	75 63	
									254	A Loyola Maryland	64 56	
									257	H New Hampshire	82 61	
									292	A Sacred Heart	65 52	
									297	A Navy	58 49	
									297	H Navy	57 43	
									301	A Army West Point	48 61	
									319	H Bryant	87 75	
LAST 10 Division I												
150	H Boston U.	51 62	175	H American	72 59							
84	A Colgate	60 71	301	A Army West Point	48 61							
297	H Navy	57 43	74	H Bucknell	40 51							
150	A Boston U.	70 76	156	H Lafayette	57 56							
125	A Lehigh	74 57	297	A Navy	58 49							

Non-Div I Games:

Holy Cross

Loss, Non-Conf, S Site, H Home A Away N Neutral

Average RPI Win: 216	WON-LOST	WINNING	LAST 10	STRENGTH OF	OPP. STRENGTH	TEAM	ADJ.	CONF.	ADJ CONF.
Average RPI Loss: 105	RECORD	PCT. RANK	GAMES	SCHEDULE	OF SCHEDULE	RPI	RPI	RPI	RPI
DIV. I ONLY	12- 12	175	5-5	140	89	155	155	9	9
DIV. I NON-CONF.	7- 7	164	0	175	115	177	177	9	9
TOTALS	RPI 1-25	RPI 26-50	W-L RECORDS	RPI 51-100	RPI 101-150	RPI 150+			
12- 12	0- 2	1- 1	OVERALL	0- 6	2- 0	9- 3			
9- 2	0- 0	1- 1	HOME	0- 1	1- 0	7- 0			
1- 8	0- 2	0- 0	AWAY	0- 4	1- 0	0- 2			
2- 2	0- 0	0- 0	NEUTRAL	0- 1	0- 0	2- 1			
7- 7	0- 1	1- 1	NON-CONFERENCE	0- 3	0- 0	6- 2			
5- 1	0- 0	1- 1	HOME	0- 0	0- 0	4- 0			
0- 4	0- 1	0- 0	AWAY	0- 2	0- 0	0- 1			
2- 2	0- 0	0- 0	NEUTRAL	0- 1	0- 0	2- 1			
5- 5	0- 1	0- 0	CONFERENCE	0- 3	2- 0	3- 1			
4- 1	0- 0	0- 0	HOME	0- 1	1- 0	3- 0			
1- 4	0- 1	0- 0	AWAY	0- 2	1- 0	0- 1			
0- 0	0- 0	0- 0	NEUTRAL	0- 0	0- 0	0- 0			

RPI 1-25				RPI 26-50				RPI 51-100				RPI 101+ Team's RPI: 155			
RPI	S	Opponent	Score	RPI	S	Opponent	Score	RPI	S	Opponent	Score	RPI	S	Opponent	Score
8	A	UConn	51 91	27	H	FGCU	45 57	69	H	Temple	58 61	145	A	Tulane	66 60
16	A	Texas A&M	43 72	38	H	Oklahoma	85 69	75	A	South Fla.	45 74	146	H	Wichita St.	64 56
								83	A	Cincinnati	66 85	163	H	Memphis	75 65
								88	A	Georgia Tech	38 69	194	A	New Mexico	71 81
								95	A	Fordham	54 63	216	H	Southern Miss.	75 60
								99	N	Syracuse	62 87	223	H	Southeastern La.	78 65
												228	H	SMU	55 53
												242	H	Louisiana Tech	67 53
												244	N	San Francisco	57 80
												262	A	East Carolina	50 53
												262	H	East Carolina	72 63
												290	N	California Baptist	96 75
												314	N	Hofstra	54 44
												323	H	Houston Baptist	82 60
LAST 10 Division I															
262	A	East Carolina	50 53	83	A	Cincinnati	66 85								
228	H	SMU	55 53	262	H	East Carolina	72 63								
145	A	Tulane	66 60	8	A	UConn	51 91								
75	A	South Fla.	45 74	69	H	Temple	58 61								
146	H	Wichita St.	64 56	163	H	Memphis	75 65								

Non-Div I Games:

Houston

■ Loss,
 ■ Non-Conf,
 S Site,
 ■ Home
 ■ Away
 N Neutral

Houston Baptist

Through Games Of Feb. 8, 2020

Average RPI Win:	284	WON-LOST	WINNING	LAST 10	STRENGTH OF	OPP. STRENGTH	TEAM	ADJ.	CONF.	ADJ CONF.
Average RPI Loss:	197	RECORD	PCT. RANK	GAMES	SCHEDULE	OF SCHEDULE	RPI	RPI	RPI	RPI
DIV. I ONLY	3- 16	323	1-9	285	299	323	323	23	23	
DIV. I NON-CONF.	2- 5	259	0	120	288	181	181	21	21	
TOTALS	RPI 1-25	RPI 26-50	W-L RECORDS	RPI 51-100	RPI 101-150	RPI 150+				
3- 16	0- 1	0- 0	OVERALL	0- 0	0- 4	3- 11				
0- 7	0- 0	0- 0	HOME	0- 0	0- 2	0- 5				
3- 9	0- 1	0- 0	AWAY	0- 0	0- 2	3- 6				
0- 0	0- 0	0- 0	NEUTRAL	0- 0	0- 0	0- 0				
2- 5	0- 1	0- 0	NON-CONFERENCE	0- 0	0- 2	2- 2				
0- 1	0- 0	0- 0	HOME	0- 0	0- 0	0- 1				
2- 4	0- 1	0- 0	AWAY	0- 0	0- 2	2- 1				
0- 0	0- 0	0- 0	NEUTRAL	0- 0	0- 0	0- 0				
1- 11	0- 0	0- 0	CONFERENCE	0- 0	0- 2	1- 9				
0- 6	0- 0	0- 0	HOME	0- 0	0- 2	0- 4				
1- 5	0- 0	0- 0	AWAY	0- 0	0- 0	1- 5				
0- 0	0- 0	0- 0	NEUTRAL	0- 0	0- 0	0- 0				

RPI S	Opponent	Score	RPI S	Opponent	Score	RPI S	Opponent	Score	RPI S	Opponent	Score	Team's RPI: 323
9	A Baylor	42 112							106	H SFA	42 59	
									114	H A&M-Corpus Christi	65 75	
									146	A Wichita St.	42 59	
									147	A Texas Tech	51 59	
									155	A Houston	60 82	
									167	A New Orleans	84 88	
									170	H Sam Houston St.	69 97	
									185	H Northern Ariz.	62 79	
									210	A Central Ark.	39 63	
									222	A Oral Roberts	74 73	
									223	H Southeastern La.	59 69	
									229	A Lamar University	53 60	
									286	A Incarnate Word	60 55	
									291	H Nicholls St.	78 84	
									333	A Northwestern St.	60 69	
									333	H Northwestern St.	46 54	
									334	A McNeese	72 88	
									345	A La.-Monroe	72 65	
LAST 10 Division I												
333	H	Northwestern St.	46	54	291	H	Nicholls St.	78	84			
167	A	New Orleans	84	88	170	H	Sam Houston St.	69	97			
114	H	A&M-Corpus Christi	65	75	229	A	Lamar University	53	60			
286	A	Incarnate Word	60	55	333	A	Northwestern St.	60	69			
334	A	McNeese	72	88	210	A	Central Ark.	39	63			

Non-Div I Games: LSU-Shreveport 67 44 Paul Quinn 63 34

Houston Baptist

Loss, Non-Conf, S Site, H Home A Away N Neutral

Average RPI Win:	308	WON-LOST	WINNING	LAST 10	STRENGTH OF	OPP. STRENGTH	TEAM	ADJ.	CONF.	ADJ CONF.
Average RPI Loss:	149	RECORD	PCT. RANK	GAMES	SCHEDULE	OF SCHEDULE	RPI	RPI	RPI	RPI
DIV. I ONLY	14- 9	105	6-4	350	279	267	267	29	29	
DIV. I NON-CONF.	8- 5	117	0	317	201	186	186	29	29	
TOTALS	RPI 1-25	RPI 26-50	W-L RECORDS	RPI 51-100	RPI 101-150	RPI 150+				
14- 9	0- 0	0- 1	OVERALL	0- 2	0- 2	14- 4				
6- 4	0- 0	0- 0	HOME	0- 0	0- 1	6- 3				
8- 3	0- 0	0- 1	AWAY	0- 1	0- 0	8- 1				
0- 2	0- 0	0- 0	NEUTRAL	0- 1	0- 1	0- 0				
8- 5	0- 0	0- 1	NON-CONFERENCE	0- 2	0- 1	8- 1				
3- 1	0- 0	0- 0	HOME	0- 0	0- 0	3- 1				
5- 2	0- 0	0- 1	AWAY	0- 1	0- 0	5- 0				
0- 2	0- 0	0- 0	NEUTRAL	0- 1	0- 1	0- 0				
6- 4	0- 0	0- 0	CONFERENCE	0- 0	0- 1	6- 3				
3- 3	0- 0	0- 0	HOME	0- 0	0- 1	3- 2				
3- 1	0- 0	0- 0	AWAY	0- 0	0- 0	3- 1				
0- 0	0- 0	0- 0	NEUTRAL	0- 0	0- 0	0- 0				

RPI S	Opponent	Score	RPI S	Opponent	Score	RPI S	Opponent	Score	RPI S	Opponent	Score	Team's RPI: 267
			45 A	Tennessee	38 88	74 N	Bucknell	60 70	129 H	Bethune-Cookman	59 75	
						75 A	South Fla.	53 82	139 N	Washington	58 75	
									171 H	Norfolk St.	80 83	
									201 H	La Salle	62 78	
									217 A	George Mason	86 75	
									254 A	Loyola Maryland	75 69	
									255 A	Morgan St.	67 74	
									255 H	Morgan St.	52 68	
									262 A	East Carolina	67 51	
									269 H	Niagara	91 42	
									296 A	UMBC	72 61	
									314 A	Hofstra	73 64	
									315 A	UMES	79 58	
									324 H	Fairleigh Dickinson	64 56	
									329 H	Saint Peter's	92 80	
									343 A	Coppin St.	66 54	
									343 H	Coppin St.	64 52	
									346 H	South Carolina St.	78 47	
									347 A	Florida A&M	82 56	
									347 H	Florida A&M	72 58	
LAST 10 Division I												
			347 A	Florida A&M	82 56	255 A	Morgan St.	67 74				
			343 H	Coppin St.	64 52	346 H	South Carolina St.	78 47				
			255 H	Morgan St.	52 68	171 H	Norfolk St.	80 83				
			343 A	Coppin St.	66 54	129 H	Bethune-Cookman	59 75				
			347 H	Florida A&M	72 58	315 A	UMES	79 58				

Non-Div I Games:

Howard

■ Loss,
 ■ Non-Conf,
 ■ S Site,
 ■ H Home
 ■ A Away
 N Neutral

Average RPI Loss: 98

Average RPI Win: 209		WON-LOST	WINNING	LAST 10	STRENGTH OF	OPP. STRENGTH	TEAM	ADJ.	CONF.	ADJ CONF.
Average RPI Loss: 98		RECORD	PCT. RANK	GAMES	SCHEDULE	OF SCHEDULE	RPI	RPI	RPI	RPI
DIV. I ONLY		17- 6	43	10-0	150	195	55	55	22	22
DIV. I NON-CONF.		5- 5	164	0	46	22	65	65	20	20
-----		-----								
TOTALS	RPI 1-25	RPI 26-50		W-L RECORDS	RPI 51-100		RPI 101-150		RPI 150+	
17- 6	0- 0	0- 0		OVERALL	3- 4		2- 1		12- 1	
9- 0	0- 0	0- 0		HOME	2- 0		0- 0		7- 0	
6- 6	0- 0	0- 0		AWAY	0- 4		1- 1		5- 1	
2- 0	0- 0	0- 0		NEUTRAL	1- 0		1- 0		0- 0	
5- 5	0- 0	0- 0		NON-CONFERENCE	3- 4		1- 1		1- 0	
3- 0	0- 0	0- 0		HOME	2- 0		0- 0		1- 0	
0- 5	0- 0	0- 0		AWAY	0- 4		0- 1		0- 0	
2- 0	0- 0	0- 0		NEUTRAL	1- 0		1- 0		0- 0	
12- 1	0- 0	0- 0		CONFERENCE	0- 0		1- 0		11- 1	
6- 0	0- 0	0- 0		HOME	0- 0		0- 0		6- 0	
6- 1	0- 0	0- 0		AWAY	0- 0		1- 0		5- 1	
0- 0	0- 0	0- 0		NEUTRAL	0- 0		0- 0		0- 0	

[illegible]

Non-Div I Games:	Ind.-Northwest	103	45
------------------	----------------	-----	----

IUPUI

■ Loss, ■ Non-Conf, S Site, H Home A Away N Neutral

Idaho

Through Games Of Feb. 8, 2020

Average RPI Win: 225	WON-LOST	WINNING	LAST 10	STRENGTH OF	OPP. STRENGTH	TEAM	ADJ.	CONF.	ADJ CONF.
Average RPI Loss: 129	RECORD	PCT. RANK	GAMES	SCHEDULE	OF SCHEDULE	RPI	RPI	RPI	RPI
DIV. I ONLY	13- 8	99	6-4	186	175	126	126	18	18
DIV. I NON-CONF.	5- 4	140	0	139	124	105	105	17	17
TOTALS	RPI 1-25	RPI 26-50	W-L RECORDS	RPI 51-100	RPI 101-150	RPI 150+			
13- 8	0- 0	0- 2	OVERALL	1- 2	1- 0	11- 4			
7- 2	0- 0	0- 0	HOME	0- 1	0- 0	7- 1			
6- 4	0- 0	0- 1	AWAY	1- 1	1- 0	4- 2			
0- 2	0- 0	0- 1	NEUTRAL	0- 0	0- 0	0- 1			
5- 4	0- 0	0- 2	NON-CONFERENCE	0- 1	1- 0	4- 1			
2- 0	0- 0	0- 0	HOME	0- 0	0- 0	2- 0			
3- 2	0- 0	0- 1	AWAY	0- 1	1- 0	2- 0			
0- 2	0- 0	0- 1	NEUTRAL	0- 0	0- 0	0- 1			
8- 4	0- 0	0- 0	CONFERENCE	1- 1	0- 0	7- 3			
5- 2	0- 0	0- 0	HOME	0- 1	0- 0	5- 1			
3- 2	0- 0	0- 0	AWAY	1- 0	0- 0	2- 2			
0- 0	0- 0	0- 0	NEUTRAL	0- 0	0- 0	0- 0			

RPI 1-25			RPI 26-50			RPI 51-100			RPI 101+ Team's RPI: 126		
RPI	S	Opponent	Score	RPI	S	Opponent	Score	RPI	S	Opponent	Score
				32	N	Old Dominion	55 67	75	A	South Fla.	64 67
				49	A	Oklahoma St.	47 62	91	A	Montana St.	69 68
								91	H	Montana St.	56 62
LAST 10 Division I											
				174	A	Montana	60 69	235	A	Northern Colo.	57 46
				91	H	Montana St.	56 62	174	H	Montana	52 51
				308	H	Sacramento St.	70 44	307	H	Eastern Wash.	69 60
				185	H	Northern Ariz.	70 71	91	A	Montana St.	69 68
				165	A	Southern Utah	71 56	195	A	Portland St.	53 74
								121	A	San Diego	65 32
								165	A	Southern Utah	71 56
								174	A	Montana	60 69
								174	H	Montana	52 51
								178	H	Hawaii	67 52
								185	H	Northern Ariz.	70 71
								195	A	Portland St.	53 74
								200	H	Idaho St.	62 56
								229	N	Lamar University	44 47
								235	A	Northern Colo.	57 46
								244	A	San Francisco	66 60
								268	H	Colorado St.	61 54
								307	H	Eastern Wash.	69 60
								308	H	Sacramento St.	70 44
								310	A	Seattle U	90 84
								322	H	Weber St.	70 50

Non-Div I Games:

Idaho

■ Loss,
 ■ Non-Conf, S Site,
 ■ Home
 ■ Away
 N Neutral

Average RPI Win: 264		WON-LOST	WINNING	LAST 10	STRENGTH OF	OPP. STRENGTH	TEAM	ADJ.	CONF.	ADJ CONF.
Average RPI Loss: 145		RECORD	PCT. RANK	GAMES	SCHEDULE	OF SCHEDULE	RPI	RPI	RPI	RPI
DIV. I ONLY		10- 10	175	6-4	271	198	200	200	18	18
DIV. I NON-CONF.		2- 5	259	0	274	83	270	270	17	17
TOTALS		RPI 1-25	RPI 26-50	W-L RECORDS	RPI 51-100	RPI 101-150	RPI 150+			
10- 10	0- 0		0- 3	OVERALL	0- 1	0- 1	10- 5			
4- 3	0- 0		0- 0	HOME	0- 0	0- 0	4- 3			
6- 7	0- 0		0- 3	AWAY	0- 1	0- 1	6- 2			
0- 0	0- 0		0- 0	NEUTRAL	0- 0	0- 0	0- 0			
2- 5	0- 0		0- 3	NON-CONFERENCE	0- 0	0- 0	2- 2			
1- 1	0- 0		0- 0	HOME	0- 0	0- 0	1- 1			
1- 4	0- 0		0- 3	AWAY	0- 0	0- 0	1- 1			
0- 0	0- 0		0- 0	NEUTRAL	0- 0	0- 0	0- 0			
8- 5	0- 0		0- 0	CONFERENCE	0- 1	0- 1	8- 3			
3- 2	0- 0		0- 0	HOME	0- 0	0- 0	3- 2			
5- 3	0- 0		0- 0	AWAY	0- 1	0- 1	5- 1			
0- 0	0- 0		0- 0	NEUTRAL	0- 0	0- 0	0- 0			

RPI 1-25				RPI 26-50				RPI 51-100				RPI 101+				Team's RPI: 200	
RPI	S	Opponent	Score	RPI	S	Opponent	Score	RPI	S	Opponent	Score	RPI	S	Opponent	Score		
				29	A	Arizona St.	69 74	91	A	Montana St.	59 67	126	A	Idaho	56 62		
				39	A	Duke	66 85					165	A	Southern Utah	65 72		
				49	A	Oklahoma St.	52 70					165	H	Southern Utah	73 54		
												174	A	Montana	67 53		
												185	A	Northern Ariz.	79 76		
												185	H	Northern Ariz.	59 70		
												195	H	Portland St.	64 69		
												235	H	Northern Colo.	59 39		
												277	A	Utah St.	61 69		
												290	H	California Baptist	68 74		
												307	A	Eastern Wash.	67 47		
												308	A	Sacramento St.	75 51		
												308	H	Sacramento St.	80 62		
												310	H	Seattle U	73 48		
												322	A	Weber St.	65 54		
												326	A	Utah Valley	88 61		
EAST 10 Division I																	
				308	A	Sacramento St.	75 51	174	A	Montana	67 53						
				185	A	Northern Ariz.	79 76	195	H	Portland St.	64 69						
				165	H	Southern Utah	73 54	322	A	Weber St.	65 54						
				235	H	Northern Colo.	59 39	185	H	Northern Ariz.	59 70						
				91	A	Montana St.	59 67	165	A	Southern Utah	65 72						

Non-Div I Games:	Arizona Christian	93	36	Montana Tech	83	57
------------------	-------------------	----	----	--------------	----	----

Idaho St.

■ Loss, ■ Non-Conf, S Site, H Home A Away N Neutral

Average RPI Win:	235	WON-LOST	WINNING	LAST 10	STRENGTH OF	OPP. STRENGTH	TEAM	ADJ.	CONF.	ADJ CONF.
Average RPI Loss:	41	RECORD	PCT. RANK	GAMES	SCHEDULE	OF SCHEDULE	RPI	RPI	RPI	RPI
DIV. I ONLY	10- 12	206	1-9	97	61	180	180	2	2	
DIV. I NON-CONF.	9- 2	38	0	327	285	166	166	2	2	
TOTALS	RPI 1-25	RPI 26-50	W-L RECORDS	RPI 51-100	RPI 101-150	RPI 150+				
10- 12	0- 4	0- 5	OVERALL	1- 2	2- 1	7- 0				
9- 6	0- 2	0- 2	HOME	1- 1	1- 1	7- 0				
1- 6	0- 2	0- 3	AWAY	0- 1	1- 0	0- 0				
0- 0	0- 0	0- 0	NEUTRAL	0- 0	0- 0	0- 0				
9- 2	0- 0	0- 0	NON-CONFERENCE	0- 2	2- 0	7- 0				
8- 1	0- 0	0- 0	HOME	0- 1	1- 0	7- 0				
1- 1	0- 0	0- 0	AWAY	0- 1	1- 0	0- 0				
0- 0	0- 0	0- 0	NEUTRAL	0- 0	0- 0	0- 0				
1- 10	0- 4	0- 5	CONFERENCE	1- 0	0- 1	0- 0				
1- 5	0- 2	0- 2	HOME	1- 0	0- 1	0- 0				
0- 5	0- 2	0- 3	AWAY	0- 0	0- 0	0- 0				
0- 0	0- 0	0- 0	NEUTRAL	0- 0	0- 0	0- 0				

RPI	S	Opponent	Score	RPI	S	Opponent	Score	RPI	S	Opponent	Score	RPI	S	Opponent	Score	Team's RPI: 180
3	H	Maryland	60 79	28	A	Ohio St.	47 77	51	H	Minnesota	74 71	122	H	Wisconsin	64 73	
10	A	Iowa	72 108	28	H	Ohio St.	58 78	67	A	North Carolina	60 85	131	A	Missouri	58 51	
15	A	Indiana	42 83	33	A	Purdue	67 81	80	H	Illinois St.	58 74	140	H	Holy Cross	78 75	
17	H	Northwestern	50 77	47	A	Rutgers	41 72					193	H	Austin Peay	76 62	
				47	H	Rutgers	51 75					208	H	Merrimack	75 72	
												303	H	Presbyterian	71 52	
												319	H	Bryant	69 55	
												325	H	Ark.-Pine Bluff	65 50	
												327	H	Evansville	59 44	
												350	H	Chicago St.	96 66	
LAST 10 Division I																
28	H	Ohio St.	58 78	33	A	Purdue	67 81									
122	H	Wisconsin	64 73	51	H	Minnesota	74 71									
47	A	Rutgers	41 72	47	H	Rutgers	51 75									
3	H	Maryland	60 79	15	A	Indiana	42 83									
28	A	Ohio St.	47 77	10	A	Iowa	72 108									

Non-Div I Games:

Illinois

Average RPI Win:	188	WON-LOST	WINNING	LAST 10	STRENGTH OF	OPP. STRENGTH	TEAM	ADJ.	CONF.	ADJ CONF.
Average RPI Loss:	71	RECORD	PCT. RANK	GAMES	SCHEDULE	OF SCHEDULE	RPI	RPI	RPI	RPI
DIV. I ONLY	12- 8	108	5-5	75	123	80	80	7	7	
DIV. I NON-CONF.	7- 3	80	0	141	217	66	66	7	7	
TOTALS	RPI 1-25	RPI 26-50	W-L RECORDS	RPI 51-100	RPI 101-150	RPI 150+				
12- 8	0- 2	0- 3	OVERALL	3- 1	0- 1	9- 1				
8- 2	0- 1	0- 1	HOME	2- 0	0- 0	6- 0				
4- 6	0- 1	0- 2	AWAY	1- 1	0- 1	3- 1				
0- 0	0- 0	0- 0	NEUTRAL	0- 0	0- 0	0- 0				
7- 3	0- 0	0- 1	NON-CONFERENCE	1- 1	0- 0	6- 1				
5- 0	0- 0	0- 0	HOME	1- 0	0- 0	4- 0				
2- 3	0- 0	0- 1	AWAY	0- 1	0- 0	2- 1				
0- 0	0- 0	0- 0	NEUTRAL	0- 0	0- 0	0- 0				
5- 5	0- 2	0- 2	CONFERENCE	2- 0	0- 1	3- 0				
3- 2	0- 1	0- 1	HOME	1- 0	0- 0	2- 0				
2- 3	0- 1	0- 1	AWAY	1- 0	0- 1	1- 0				
0- 0	0- 0	0- 0	NEUTRAL	0- 0	0- 0	0- 0				

RPI 1-25				RPI 26-50				RPI 51-100				RPI 101+			
RPI	S	Opponent	Score	RPI	S	Opponent	Score	RPI	S	Opponent	Score	RPI	S	Opponent	Score
5	A	Missouri St.	74 87	36	A	Marquette	41 58	52	H	UNI	65 57	133	A	Loyola Chicago	64 69
25	H	Drake	67 69	42	A	Bradley	61 76	71	H	UT Martin	70 47	157	H	Jackson St.	77 55
				42	H	Bradley	62 66	78	A	Southern Ill.	62 54	169	H	Northern Ill.	69 66
								90	A	Saint Louis	56 61	180	A	Illinois	74 58
												182	A	Valparaiso	72 60
												193	A	Austin Peay	72 77
												207	H	Western Ill.	78 65
												218	A	North Dakota	66 58
												282	H	Indiana St.	83 69
												327	H	Evansville	81 58
												338	H	SIUE	74 53
LAST 10 Division I															
42	H	Bradley	62 66	133	A	Loyola Chicago	64 69								
5	A	Missouri St.	74 87	182	A	Valparaiso	72 60								
78	A	Southern Ill.	62 54	42	A	Bradley	61 76								
52	H	UNI	65 57	327	H	Evansville	81 58								
25	H	Drake	67 69	282	H	Indiana St.	83 69								

Non-Div I Games: Truman 87 60

Illinois St.

Average RPI Win:	245	WON-LOST	WINNING	LAST 10	STRENGTH OF	OPP. STRENGTH	TEAM	ADJ.	CONF.	ADJ CONF.
Average RPI Loss:	195	RECORD	PCT. RANK	GAMES	SCHEDULE	OF SCHEDULE	RPI	RPI	RPI	RPI
DIV. I ONLY	6- 11	261	5-5	302	255	286	286	23	23	
DIV. I NON-CONF.	0- 5	338	0	325	120	348	348	21	21	
TOTALS	RPI 1-25	RPI 26-50	W-L RECORDS	RPI 51-100	RPI 101-150	RPI 150+				
6- 11	0- 0	0- 0	OVERALL	0- 1	1- 3	5- 7				
2- 5	0- 0	0- 0	HOME	0- 0	0- 1	2- 4				
4- 6	0- 0	0- 0	AWAY	0- 1	1- 2	3- 3				
0- 0	0- 0	0- 0	NEUTRAL	0- 0	0- 0	0- 0				
0- 5	0- 0	0- 0	NON-CONFERENCE	0- 1	0- 1	0- 3				
0- 1	0- 0	0- 0	HOME	0- 0	0- 0	0- 1				
0- 4	0- 0	0- 0	AWAY	0- 1	0- 1	0- 2				
0- 0	0- 0	0- 0	NEUTRAL	0- 0	0- 0	0- 0				
6- 6	0- 0	0- 0	CONFERENCE	0- 0	1- 2	5- 4				
2- 4	0- 0	0- 0	HOME	0- 0	0- 1	2- 3				
4- 2	0- 0	0- 0	AWAY	0- 0	1- 1	3- 1				
0- 0	0- 0	0- 0	NEUTRAL	0- 0	0- 0	0- 0				

RPI 1-25				RPI 26-50				RPI 51-100				RPI 101+				Team's RPI: 286	
RPI	S	Opponent	Score	RPI	S	Opponent	Score	RPI	S	Opponent	Score	RPI	S	Opponent	Score		
								53	A	Ohio	41	78	106	A	SFA	45	67
														113	A	Abilene Christian	71 70
														114	H	A&M-Corpus Christi	38 64
														123	A	Kansas St.	41 85
														167	H	New Orleans	55 67
														170	A	Sam Houston St.	77 74
														210	H	Central Ark.	37 47
														223	A	Southeastern La.	44 58
														229	A	Lamar University	67 48
														258	H	San Diego St.	48 57
														268	A	Colorado St.	47 75
														291	H	Nicholls St.	53 51
														300	A	UTSA	56 63
														323	H	Houston Baptist	55 60
														333	A	Northwestern St.	69 67
														334	H	McNeese	73 56
LAST 10 Division I																	
				223	A	Southeastern La.	44 58	229	A	Lamar University	67 48						
				170	A	Sam Houston St.	77 74	106	A	SFA	45 67						
				113	A	Abilene Christian	71 70	334	H	McNeese	73 56						
				323	H	Houston Baptist	55 60	167	H	New Orleans	55 67						
				114	H	A&M-Corpus Christi	38 64	333	A	Northwestern St.	69 67						

Non-Div I Games: Schreiner 70 35 Tex. A&M Int'l 55 38 Paul Quinn 79 62 UNKNOWN 74 52 Incarnate Word

Indiana

Through Games Of Feb. 8, 2020

Average RPI Win:	118	WON-LOST	WINNING	LAST 10	STRENGTH OF	OPP. STRENGTH	TEAM	ADJ.	CONF.	ADJ CONF.
Average RPI Loss:	8	RECORD	PCT. RANK	GAMES	SCHEDULE	OF SCHEDULE	RPI	RPI	RPI	RPI
DIV. I ONLY	18- 6	42	6-4	7	11	15	15	2	2	
DIV. I NON-CONF.	10- 2	29	0	13	28	9	9	2	2	
TOTALS	RPI 1-25	RPI 26-50	W-L RECORDS	RPI 51-100	RPI 101-150	RPI 150+				
18- 6	1- 6	3- 0	OVERALL	4- 0	4- 0	6- 0				
10- 3	0- 3	1- 0	HOME	2- 0	2- 0	5- 0				
6- 2	0- 2	2- 0	AWAY	1- 0	2- 0	1- 0				
2- 1	1- 1	0- 0	NEUTRAL	1- 0	0- 0	0- 0				
10- 2	1- 2	0- 0	NON-CONFERENCE	3- 0	2- 0	4- 0				
5- 1	0- 1	0- 0	HOME	1- 0	0- 0	4- 0				
3- 0	0- 0	0- 0	AWAY	1- 0	2- 0	0- 0				
2- 1	1- 1	0- 0	NEUTRAL	1- 0	0- 0	0- 0				
8- 4	0- 4	3- 0	CONFERENCE	1- 0	2- 0	2- 0				
5- 2	0- 2	1- 0	HOME	1- 0	2- 0	1- 0				
3- 2	0- 2	2- 0	AWAY	0- 0	0- 0	1- 0				
0- 0	0- 0	0- 0	NEUTRAL	0- 0	0- 0	0- 0				

RPI	S	Opponent	Score
2	N	South Carolina	71 57
3	A	Maryland	62 76
3	H	Maryland	69 79
4	H	UCLA	58 68
9	N	Baylor	62 77
10	A	Iowa	85 91
17	H	Northwestern	69 71

RPI	S	Opponent	Score
33	A	Purdue	66 54
33	H	Purdue	66 48
47	A	Rutgers	66 56

RPI	S	Opponent	Score
51	H	Minnesota	65 52
59	A	Miami (FL)	58 45
86	N	Washington St.	78 44
93	H	North Florida	72 45

RPI	S	Opponent	Score
101	H	Michigan St.	79 67
103	A	Butler	64 53
119	A	Florida	73 49
122	H	Wisconsin	75 65
157	H	Jackson St.	91 51
180	H	Illinois	83 42
191	A	Penn St.	76 60
204	H	Mt. St. Mary's	75 52
250	H	Youngstown St.	93 56
291	H	Nicholls St.	111 47

LAST 10 Division I

3	H	Maryland	69 79	3	A	Maryland	62 76
33	A	Purdue	66 54	17	H	Northwestern	69 71
122	H	Wisconsin	75 65	10	A	Iowa	85 91
51	H	Minnesota	65 52	33	H	Purdue	66 48
191	A	Penn St.	76 60	180	H	Illinois	83 42

Non-Div I Games:

Indiana

■ Loss,
 ■ Non-Conf,
 ■ S Site,
 ■ H Home
 ■ A Away
 N Neutral

Average RPI Win:	297	WON-LOST	WINNING	LAST 10	STRENGTH OF	OPP. STRENGTH	TEAM	ADJ.	CONF.	ADJ CONF.
Average RPI Loss:	130	RECORD	PCT. RANK	GAMES	SCHEDULE	OF SCHEDULE	RPI	RPI	RPI	RPI
DIV. I ONLY	3- 20	337	1-9	91	181	282	282	7	7	
DIV. I NON-CONF.	2- 10	313	0	199	307	296	296	7	7	
TOTALS	RPI 1-25	RPI 26-50	W-L RECORDS	RPI 51-100	RPI 101-150	RPI 150+				
3- 20	0- 2	0- 1	OVERALL	0- 5	0- 5	3- 7				
1- 8	0- 1	0- 0	HOME	0- 2	0- 2	1- 3				
2- 11	0- 1	0- 1	AWAY	0- 3	0- 3	2- 3				
0- 1	0- 0	0- 0	NEUTRAL	0- 0	0- 0	0- 1				
2- 10	0- 0	0- 0	NON-CONFERENCE	0- 2	0- 3	2- 5				
0- 4	0- 0	0- 0	HOME	0- 1	0- 1	0- 2				
2- 5	0- 0	0- 0	AWAY	0- 1	0- 2	2- 2				
0- 1	0- 0	0- 0	NEUTRAL	0- 0	0- 0	0- 1				
1- 10	0- 2	0- 1	CONFERENCE	0- 3	0- 2	1- 2				
1- 4	0- 1	0- 0	HOME	0- 1	0- 1	1- 1				
0- 6	0- 1	0- 1	AWAY	0- 2	0- 1	0- 1				
0- 0	0- 0	0- 0	NEUTRAL	0- 0	0- 0	0- 0				

RPI 1-25	RPI 26-50	RPI 51-100	RPI 101+	Team's RPI: 282
RPI S Opponent Score	RPI S Opponent Score	RPI S Opponent Score	RPI S Opponent Score	
5 H Missouri St. 55 76	42 A Bradley 75 91	52 A UNI 43 73	107 A Pacific 66 83	
25 A Drake 65 105		57 A Colorado 46 59	116 A Kansas 72 84	
		78 H Southern Ill. 55 78	130 H Southeast Mo. St. 58 68	
		80 A Illinois St. 69 83	133 A Loyola Chicago 55 65	
		90 H Saint Louis 53 55	133 H Loyola Chicago 51 58	
			182 A Valparaiso 45 61	
			182 H Valparaiso 56 75	
			203 H Northern Ky. 68 70	
			207 A Western Ill. 72 83	
			221 A Eastern Ill. 59 57	
			239 A Murray St. 62 70	
			247 H Marshall 60 72	
			287 N CSUN 59 67	
			327 H Evansville 68 58	
			342 A UIC 61 40	
LAST 10 Division I				
182 A Valparaiso 45 61	52 A UNI 43 73			
133 A Loyola Chicago 55 65	25 A Drake 65 105			
327 H Evansville 68 58	133 H Loyola Chicago 51 58			
78 H Southern Ill. 55 78	182 H Valparaiso 56 75			
5 H Missouri St. 55 76	42 A Bradley 75 91			

Non-Div I Games:

Indiana St.

■ Loss,
■ Non-Conf, S Site,
■ Home
■ Away
N Neutral

Average RPI Win:	276	WON-LOST	WINNING	LAST 10	STRENGTH OF	OPP. STRENGTH	TEAM	ADJ.	CONF.	ADJ CONF.
Average RPI Loss:	136	RECORD	PCT. RANK	GAMES	SCHEDULE	OF SCHEDULE	RPI	RPI	RPI	RPI
DIV. I ONLY	6- 14	284	4-6	100	268	226	226	24	24	
DIV. I NON-CONF.	1- 8	322	0	12	213	205	205	25	25	
TOTALS	RPI 1-25	RPI 26-50	W-L RECORDS	RPI 51-100	RPI 101-150	RPI 150+				
6- 14	0- 1	0- 0	OVERALL	0- 5	0- 3	6- 5				
1- 8	0- 0	0- 0	HOME	0- 3	0- 2	1- 3				
5- 4	0- 1	0- 0	AWAY	0- 2	0- 0	5- 1				
0- 2	0- 0	0- 0	NEUTRAL	0- 0	0- 1	0- 1				
1- 8	0- 1	0- 0	NON-CONFERENCE	0- 3	0- 3	1- 1				
0- 3	0- 0	0- 0	HOME	0- 1	0- 2	0- 0				
1- 3	0- 1	0- 0	AWAY	0- 2	0- 0	1- 0				
0- 2	0- 0	0- 0	NEUTRAL	0- 0	0- 1	0- 1				
5- 6	0- 0	0- 0	CONFERENCE	0- 2	0- 0	5- 4				
1- 5	0- 0	0- 0	HOME	0- 2	0- 0	1- 3				
4- 1	0- 0	0- 0	AWAY	0- 0	0- 0	4- 1				
0- 0	0- 0	0- 0	NEUTRAL	0- 0	0- 0	0- 0				

RPI 1-25				RPI 26-50				RPI 51-100				RPI 101+ Team's RPI: 226			
RPI	S	Opponent	Score	RPI	S	Opponent	Score	RPI	S	Opponent	Score	RPI	S	Opponent	Score
18	A	Central Mich.	50 70					64	H	Seton Hall	37 89	105	H	Duquesne	74 76
								77	A	Stony Brook	40 59	139	N	Washington	34 65
								81	H	Marist	56 73	148	H	Massachusetts	51 65
								85	A	Penn	42 74	179	A	Quinnipiac	75 71
								97	H	Rider	37 81	179	H	Quinnipiac	63 67
												189	N	Towson	58 75
												220	H	Fairfield	40 52
												230	A	Manhattan	32 54
												253	A	Winthrop	68 61
												269	A	Niagara	70 58
												269	H	Niagara	57 63
												284	A	Monmouth	36 33
												329	H	Saint Peter's	69 59
												339	A	Canisius	60 57
LAST 10 Division I															
269	A	Niagara	70 58	329	H	Saint Peter's	69 59								
339	A	Canisius	60 57	220	H	Fairfield	40 52								
81	H	Marist	56 73	269	H	Niagara	57 63								
179	H	Quinnipiac	63 67	284	A	Monmouth	36 33								
230	A	Manhattan	32 54	97	H	Rider	37 81								

Non-Div I Games:

Iona

■ Loss,
 ■ Non-Conf, S Site,
 ■ Home
 ■ Away
 N Neutral

Average RPI Win:	104	WON-LOST	WINNING	LAST 10	STRENGTH OF	OPP. STRENGTH	TEAM	ADJ.	CONF.	ADJ CONF.
Average RPI Loss:	73	RECORD	PCT. RANK	GAMES	SCHEDULE	OF SCHEDULE	RPI	RPI	RPI	RPI
DIV. I ONLY	19- 4	22	9-1	16	16	10	10	2	2	
DIV. I NON-CONF.	9- 2	38	0	53	75	18	18	2	2	
TOTALS	RPI 1-25	RPI 26-50	W-L RECORDS	RPI 51-100	RPI 101-150	RPI 150+				
19- 4	5- 0	2- 1	OVERALL	3- 2	2- 1	7- 0				
12- 0	4- 0	1- 0	HOME	1- 0	1- 0	5- 0				
5- 3	1- 0	1- 1	AWAY	1- 2	1- 0	1- 0				
2- 1	0- 0	0- 0	NEUTRAL	1- 0	0- 1	1- 0				
9- 2	2- 0	1- 0	NON-CONFERENCE	1- 1	0- 1	5- 0				
6- 0	2- 0	0- 0	HOME	0- 0	0- 0	4- 0				
1- 1	0- 0	1- 0	AWAY	0- 1	0- 0	0- 0				
2- 1	0- 0	0- 0	NEUTRAL	1- 0	0- 1	1- 0				
10- 2	3- 0	1- 1	CONFERENCE	2- 1	2- 0	2- 0				
6- 0	2- 0	1- 0	HOME	1- 0	1- 0	1- 0				
4- 2	1- 0	0- 1	AWAY	1- 1	1- 0	1- 0				
0- 0	0- 0	0- 0	NEUTRAL	0- 0	0- 0	0- 0				

RPI	S	Opponent	Score
3	H	Maryland	66 61
15	H	Indiana	91 85
17	A	Northwestern	77 51
19	H	Princeton	77 75
25	H	Drake	79 67

RPI	S	Opponent	Score
28	H	Ohio St.	77 68
35	A	Michigan	63 78
48	A	Iowa St.	75 69

RPI	S	Opponent	Score
51	A	Minnesota	76 75
52	A	UNI	66 88
66	A	Nebraska	69 78
66	H	Nebraska	76 60
83	N	Cincinnati	69 61

RPI	S	Opponent	Score
101	H	Michigan St.	74 57
122	A	Wisconsin	85 78
139	N	Washington	63 70
154	H	North Ala.	86 81
180	H	Illinois	108 72
181	H	Fla. Atlantic	85 53
186	H	Clemson	74 60
189	N	Towson	100 72
191	A	Penn St.	77 66
320	H	N.C. Central	102 50

LAST 10 Division I

66	H	Nebraska	76 60	122	A	Wisconsin	85 78
35	A	Michigan	63 78	51	A	Minnesota	76 75
191	A	Penn St.	77 66	15	H	Indiana	91 85
101	H	Michigan St.	74 57	3	H	Maryland	66 61
28	H	Ohio St.	77 68	17	A	Northwestern	77 51

Non-Div I Games:

Iowa

Average RPI Win:	145	WON-LOST	WINNING	LAST 10	STRENGTH OF	OPP. STRENGTH	TEAM	ADJ.	CONF.	ADJ CONF.
Average RPI Loss:	30	RECORD	PCT. RANK	GAMES	SCHEDULE	OF SCHEDULE	RPI	RPI	RPI	RPI
DIV. I ONLY	14- 8	93	5-5	26	36	48	48	3	3	
DIV. I NON-CONF.	8- 3	68	0	86	157	72	72	4	4	
TOTALS	RPI 1-25	RPI 26-50	W-L RECORDS	RPI 51-100	RPI 101-150	RPI 150+				
14- 8	0- 4	3- 3	OVERALL	1- 1	4- 0	6- 0				
10- 4	0- 2	2- 1	HOME	0- 1	3- 0	5- 0				
4- 4	0- 2	1- 2	AWAY	1- 0	1- 0	1- 0				
0- 0	0- 0	0- 0	NEUTRAL	0- 0	0- 0	0- 0				
8- 3	0- 2	0- 0	NON-CONFERENCE	1- 1	1- 0	6- 0				
6- 2	0- 1	0- 0	HOME	0- 1	1- 0	5- 0				
2- 1	0- 1	0- 0	AWAY	1- 0	0- 0	1- 0				
0- 0	0- 0	0- 0	NEUTRAL	0- 0	0- 0	0- 0				
6- 5	0- 2	3- 3	CONFERENCE	0- 0	3- 0	0- 0				
4- 2	0- 1	2- 1	HOME	0- 0	2- 0	0- 0				
2- 3	0- 1	1- 2	AWAY	0- 0	1- 0	0- 0				
0- 0	0- 0	0- 0	NEUTRAL	0- 0	0- 0	0- 0				

RPI	S	Opponent	Score	RPI	S	Opponent	Score	Team's RPI: 48	RPI	S	Opponent	Score	RPI	S	Opponent	Score
9	A	Baylor	62 83	34	H	Texas	75 81		52	H	UNI	63 71	115	H	Texas Southern	79 59
10	H	Iowa	69 75	38	A	Oklahoma	72 81		65	A	Alabama	75 66	116	H	Kansas	89 67
23	H	TCU	74 77	38	H	Oklahoma	63 59						123	H	Kansas St.	73 59
25	A	Drake	81 86	46	A	West Virginia	71 79						147	A	Texas Tech	96 66
				49	A	Oklahoma St.	64 63						154	H	North Ala.	80 72
				49	H	Oklahoma St.	74 63						159	H	Wright St.	79 71
													167	H	New Orleans	71 53
													238	H	Southern U.	69 36
													279	A	North Dakota St.	86 58
													325	H	Ark.-Pine Bluff	90 40
LAST 10 Division I																
				38	H	Oklahoma	63 59		123	H	Kansas St.	73 59				
				49	H	Oklahoma St.	74 63		49	A	Oklahoma St.	64 63				
				46	A	West Virginia	71 79		23	H	TCU	74 77				
				9	A	Baylor	62 83		38	A	Oklahoma	72 81				
				116	H	Kansas	89 67		34	H	Texas	75 81				

Non-Div I Games:

Iowa St.

■ Loss,
■ Non-Conf, S Site,
■ Home
■ Away
N Neutral

Average RPI Win:	284	WON-LOST	WINNING	LAST 10	STRENGTH OF	OPP. STRENGTH	TEAM	ADJ.	CONF.	ADJ CONF.
Average RPI Loss:	98	RECORD	PCT. RANK	GAMES	SCHEDULE	OF SCHEDULE	RPI	RPI	RPI	RPI
DIV. I ONLY	12- 8	108	10-0	276	278	157	157	32	32	
DIV. I NON-CONF.	2- 8	295	0	74	43	210	210	30	30	
TOTALS	RPI 1-25	RPI 26-50	W-L RECORDS	RPI 51-100	RPI 101-150	RPI 150+				
12- 8	0- 2	0- 1	OVERALL	0- 2	1- 1	11- 2				
7- 1	0- 1	0- 0	HOME	0- 0	1- 0	6- 0				
5- 7	0- 1	0- 1	AWAY	0- 2	0- 1	5- 2				
0- 0	0- 0	0- 0	NEUTRAL	0- 0	0- 0	0- 0				
2- 8	0- 2	0- 1	NON-CONFERENCE	0- 2	0- 1	2- 2				
1- 1	0- 1	0- 0	HOME	0- 0	0- 0	1- 0				
1- 7	0- 1	0- 1	AWAY	0- 2	0- 1	1- 2				
0- 0	0- 0	0- 0	NEUTRAL	0- 0	0- 0	0- 0				
10- 0	0- 0	0- 0	CONFERENCE	0- 0	1- 0	9- 0				
6- 0	0- 0	0- 0	HOME	0- 0	1- 0	5- 0				
4- 0	0- 0	0- 0	AWAY	0- 0	0- 0	4- 0				
0- 0	0- 0	0- 0	NEUTRAL	0- 0	0- 0	0- 0				

RPI 1-25				RPI 26-50				RPI 51-100				RPI 101+ Team's RPI: 157			
RPI	S	Opponent	Score	RPI	S	Opponent	Score	RPI	S	Opponent	Score	RPI	S	Opponent	Score
13	H	Mississippi St.	53 92	42	A	Bradley	69 78	59	A	Miami (FL)	68 83	115	H	Texas Southern	81 79
15	A	Indiana	51 91					80	A	Illinois St.	55 77	145	A	Tulane	46 82
												168	H	Louisiana	65 54
												210	A	Central Ark.	54 57
												223	A	Southeastern La.	59 63
												238	A	Southern U.	72 51
												271	H	Alabama A&M	67 53
												285	H	Prairie View	53 49
												318	A	Alcorn	83 67
												318	H	Alcorn	76 66
												325	A	Ark.-Pine Bluff	56 44
												331	H	Alabama St.	94 62
												333	A	Northwestern St.	66 49
												349	H	Grambling	61 46
												351	A	Mississippi Val.	90 61
LAST 10 Division I															
318	H	Alcorn	76 66	115	H	Texas Southern	81 79								
325	A	Ark.-Pine Bluff	56 44	238	A	Southern U.	72 51								
351	A	Mississippi Val.	90 61	318	A	Alcorn	83 67								
349	H	Grambling	61 46	271	H	Alabama A&M	67 53								
285	H	Prairie View	53 49	331	H	Alabama St.	94 62								

Non-Div I Games:

Jackson St.

■ Loss,
 ■ Non-Conf,
 S Site,
 ■ Home
 ■ Away
 N Neutral

Jacksonville

Through Games Of Feb. 8, 2020

Average RPI Win:	285	WON-LOST	WINNING	LAST 10	STRENGTH OF	OPP. STRENGTH	TEAM	ADJ.	CONF.	ADJ CONF.
Average RPI Loss:	93	RECORD	PCT. RANK	GAMES	SCHEDULE	OF SCHEDULE	RPI	RPI	RPI	RPI
DIV. I ONLY	12- 9	126	6-4	262	212	184	184	16	16	
DIV. I NON-CONF.	6- 5	151	0	284	252	209	209	16	16	
TOTALS	RPI 1-25	RPI 26-50	W-L RECORDS	RPI 51-100	RPI 101-150	RPI 150+				
12- 9	0- 1	0- 1	OVERALL	0- 3	0- 2	12- 2				
6- 4	0- 0	0- 1	HOME	0- 1	0- 1	6- 1				
6- 5	0- 1	0- 0	AWAY	0- 2	0- 1	6- 1				
0- 0	0- 0	0- 0	NEUTRAL	0- 0	0- 0	0- 0				
6- 5	0- 1	0- 0	NON-CONFERENCE	0- 2	0- 1	6- 1				
3- 2	0- 0	0- 0	HOME	0- 0	0- 1	3- 1				
3- 3	0- 1	0- 0	AWAY	0- 2	0- 0	3- 0				
0- 0	0- 0	0- 0	NEUTRAL	0- 0	0- 0	0- 0				
6- 4	0- 0	0- 1	CONFERENCE	0- 1	0- 1	6- 1				
3- 2	0- 0	0- 1	HOME	0- 1	0- 0	3- 0				
3- 2	0- 0	0- 0	AWAY	0- 0	0- 1	3- 1				
0- 0	0- 0	0- 0	NEUTRAL	0- 0	0- 0	0- 0				

RPI 1-25			RPI 26-50			RPI 51-100			RPI 101+ Team's RPI: 184		
RPI	S	Opponent	Score	RPI	S	Opponent	Score	RPI	S	Opponent	Score
22	A	Florida St.	41 75	27	H	FGCU	68 81	57	A	Colorado	44 66
								75	A	South Fla.	39 70
								93	H	North Florida	64 70
								109	A	Liberty	76 85
								129	H	Bethune-Cookman	52 53
								154	A	North Ala.	65 76
								154	H	North Ala.	67 56
								171	H	Norfolk St.	64 71
								224	H	Stetson	57 52
								227	A	Kennesaw St.	93 83
								276	A	Lipscomb	73 64
								289	H	FIU	77 52
								291	H	Nicholls St.	72 55
								299	A	Jacksonville St.	55 40
								317	A	Mercer	87 83
								332	A	NJIT	66 54
								332	H	NJIT	88 67
								337	H	USC Upstate	87 43
								347	A	Florida A&M	88 54
LAST 10 Division I											
332	A	NJIT	66 54	93	H	North Florida	64 70				
27	H	FGCU	68 81	224	H	Stetson	57 52				
154	H	North Ala.	67 56	332	H	NJIT	88 67				
276	A	Lipscomb	73 64	109	A	Liberty	76 85				
227	A	Kennesaw St.	93 83	154	A	North Ala.	65 76				

Non-Div I Games: Thomas (GA) 94 36 Johnson (FL) 114 35

Jacksonville

Loss, Non-Conf, S Site, H Home A Away N Neutral

Average RPI Win:	268	WON-LOST	WINNING	LAST 10	STRENGTH OF	OPP. STRENGTH	TEAM	ADJ.	CONF.	ADJ CONF.
Average RPI Loss:	185	RECORD	PCT. RANK	GAMES	SCHEDULE	OF SCHEDULE	RPI	RPI	RPI	RPI
DIV. I ONLY	8- 13	241	5-5	319	249	299	299	20	20	
DIV. I NON-CONF.	2- 7	288	0	314	265	336	336	24	24	
TOTALS	RPI 1-25	RPI 26-50	W-L RECORDS	RPI 51-100	RPI 101-150	RPI 150+				
8- 13	0- 0	0- 0	OVERALL	1- 2	0- 3	7- 8				
6- 3	0- 0	0- 0	HOME	1- 0	0- 0	5- 3				
2- 8	0- 0	0- 0	AWAY	0- 2	0- 3	2- 3				
0- 2	0- 0	0- 0	NEUTRAL	0- 0	0- 0	0- 2				
2- 7	0- 0	0- 0	NON-CONFERENCE	0- 1	0- 2	2- 4				
2- 1	0- 0	0- 0	HOME	0- 0	0- 0	2- 1				
0- 4	0- 0	0- 0	AWAY	0- 1	0- 2	0- 1				
0- 2	0- 0	0- 0	NEUTRAL	0- 0	0- 0	0- 2				
6- 6	0- 0	0- 0	CONFERENCE	1- 1	0- 1	5- 4				
4- 2	0- 0	0- 0	HOME	1- 0	0- 0	3- 2				
2- 4	0- 0	0- 0	AWAY	0- 1	0- 1	2- 2				
0- 0	0- 0	0- 0	NEUTRAL	0- 0	0- 0	0- 0				

RPI 1-25			RPI 26-50			RPI 51-100			RPI 101+			Team's RPI: 299
RPI	S	Opponent	Score	RPI	S	Opponent	Score	RPI	S	Opponent	Score	
						58	H Belmont	60 41	104	A Vanderbilt	66 88	
						61	A Troy	64 94	120	A Auburn	53 62	
						71	A UT Martin	72 86	130	A Southeast Mo. St.	52 79	
									184	H Jacksonville	40 55	
									193	H Austin Peay	57 63	
									203	N Northern Ky.	63 66	
									221	A Eastern Ill.	52 55	
									239	H Murray St.	68 51	
									249	A Morehead St.	48 67	
									249	H Morehead St.	55 69	
									272	A Eastern Ky.	43 33	
									272	H Eastern Ky.	68 54	
									276	H Lipscomb	65 63	
									283	N Oakland	55 61	
									331	A Alabama St.	63 68	
									338	A SIUE	53 44	
									340	H Tennessee St.	70 48	
									347	H Florida A&M	72 67	
LAST 10 Division I												
						71	A UT Martin	72 86	272	H Eastern Ky.	68 54	
						130	A Southeast Mo. St.	52 79	338	A SIUE	53 44	
						58	H Belmont	60 41	221	A Eastern Ill.	52 55	
						340	H Tennessee St.	70 48	193	H Austin Peay	57 63	
						249	H Morehead St.	55 69	239	H Murray St.	68 51	

Non-Div I Games: Clark Atlanta 75 46 Fort Valley St. 87 65

Jacksonville St.

Loss, Non-Conf, S Site, H Home A Away N Neutral

Average RPI Win:	175	WON-LOST	WINNING	LAST 10	STRENGTH OF	OPP. STRENGTH	TEAM	ADJ.	CONF.	ADJ CONF.
Average RPI Loss:	76	RECORD	PCT. RANK	GAMES	SCHEDULE	OF SCHEDULE	RPI	RPI	RPI	RPI
DIV. I ONLY	16- 4	33	8-2	147	86	43	43	14	14	
DIV. I NON-CONF.	9- 2	38	1-0	111	14	38	38	13	13	
TOTALS	RPI 1-25	RPI 26-50	W-L RECORDS	RPI 51-100	RPI 101-150	RPI 150+				
16- 4	0- 1	0- 1	OVERALL	3- 1	5- 0	8- 1				
9- 1	0- 1	0- 0	HOME	1- 0	5- 0	3- 0				
6- 3	0- 0	0- 1	AWAY	1- 1	0- 0	5- 1				
1- 0	0- 0	0- 0	NEUTRAL	1- 0	0- 0	0- 0				
9- 2	0- 1	0- 1	NON-CONFERENCE	3- 0	2- 0	4- 0				
5- 1	0- 1	0- 0	HOME	1- 0	2- 0	2- 0				
3- 1	0- 0	0- 1	AWAY	1- 0	0- 0	2- 0				
1- 0	0- 0	0- 0	NEUTRAL	1- 0	0- 0	0- 0				
7- 2	0- 0	0- 0	CONFERENCE	0- 1	3- 0	4- 1				
4- 0	0- 0	0- 0	HOME	0- 0	3- 0	1- 0				
3- 2	0- 0	0- 0	AWAY	0- 1	0- 0	3- 1				
0- 0	0- 0	0- 0	NEUTRAL	0- 0	0- 0	0- 0				

RPI 1-25				RPI 26-50				Team's RPI: 43				RPI 51-100				RPI 101+			
RPI	S	Opponent	Score	RPI	S	Opponent	Score	RPI	S	Opponent	Score	RPI	S	Opponent	Score	RPI	S	Opponent	Score
3	H	Maryland	68 70	50	A	Virginia	49 55	54	N	UCF	46 43	109	H	Liberty	76 53				
								56	H	St. John's (NY)	76 73	128	H	William & Mary	84 70				
								60	A	Drexel	48 70	138	H	Northeastern	67 54				
								92	A	Villanova	56 52	143	H	Robert Morris	59 32				
												144	H	Elon	61 48				
												153	A	George Washington	69 50				
												189	A	Towson	75 76				
												197	A	Delaware	60 39				
												241	A	Georgetown	66 59				
												246	A	Col. of Charleston	87 53				
												259	H	Longwood	93 53				
												261	A	UNCW	66 58				
												266	H	Delaware St.	83 64				
												314	H	Hofstra	92 50				
LAST 10 Division I																			
60	A	Drexel	48 70	261	A	UNCW	66 58												
197	A	Delaware	60 39	189	A	Towson	75 76												
138	H	Northeastern	67 54	144	H	Elon	61 48												
314	H	Hofstra	92 50	128	H	William & Mary	84 70												
246	A	Col. of Charleston	87 53	143	H	Robert Morris	59 32												

Non-Div I Games:

James Madison

■ Loss,
■ Non-Conf, S Site,
■ Home
■ Away
N Neutral

Kansas

Through Games Of Feb. 8, 2020

Average RPI Win:	213	WON-LOST	WINNING	LAST 10	STRENGTH OF	OPP. STRENGTH	TEAM	ADJ.	CONF.	ADJ CONF.
Average RPI Loss:	40	RECORD	PCT. RANK	GAMES	SCHEDULE	OF SCHEDULE	RPI	RPI	RPI	RPI
DIV. I ONLY	12- 10	145	1-9	78	63	116	116	3	3	
DIV. I NON-CONF.	11- 0	1	0	306	205	58	58	4	4	
TOTALS	RPI 1-25	RPI 26-50	W-L RECORDS	RPI 51-100	RPI 101-150	RPI 150+				
12- 10	0- 4	0- 5	OVERALL	1- 0	2- 1	9- 0				
9- 5	0- 2	0- 2	HOME	0- 0	2- 1	7- 0				
2- 5	0- 2	0- 3	AWAY	1- 0	0- 0	1- 0				
1- 0	0- 0	0- 0	NEUTRAL	0- 0	0- 0	1- 0				
11- 0	0- 0	0- 0	NON-CONFERENCE	1- 0	1- 0	9- 0				
8- 0	0- 0	0- 0	HOME	0- 0	1- 0	7- 0				
2- 0	0- 0	0- 0	AWAY	1- 0	0- 0	1- 0				
1- 0	0- 0	0- 0	NEUTRAL	0- 0	0- 0	1- 0				
1- 10	0- 4	0- 5	CONFERENCE	0- 0	1- 1	0- 0				
1- 5	0- 2	0- 2	HOME	0- 0	1- 1	0- 0				
0- 5	0- 2	0- 3	AWAY	0- 0	0- 0	0- 0				
0- 0	0- 0	0- 0	NEUTRAL	0- 0	0- 0	0- 0				

RPI	S	Opponent	Score	RPI	S	Opponent	Score	RPI	S	Opponent	Score	RPI	S	Opponent	Score	Team's RPI: 116
9	A	Baylor	44 97	34	A	Texas	77 85	90	A	Saint Louis	68 60	119	H	Florida	76 66	
9	H	Baylor	47 90	38	H	Oklahoma	82 94					123	H	Kansas St.	61 69	
23	A	TCU	59 73	46	H	West Virginia	49 68					147	H	Texas Tech	67 50	
23	H	TCU	74 87	48	A	Iowa St.	67 89					158	H	Saint Mary's (CA)	86 81	
				49	A	Oklahoma St.	49 67					159	N	Wright St.	74 63	
												181	A	Fla. Atlantic	90 60	
												215	H	UMass Lowell	79 44	
												265	H	Wofford	83 64	
												282	H	Indiana St.	84 72	
												295	H	Texas St.	68 48	
												304	H	Omaha	63 48	
												342	H	UIC	91 50	
LAST 10 Division I																
23	H	TCU	74 87	34	A	Texas	77 85									
9	A	Baylor	44 97	147	H	Texas Tech	67 50									
38	H	Oklahoma	82 94	9	H	Baylor	47 90									
123	H	Kansas St.	61 69	23	A	TCU	59 73									
48	A	Iowa St.	67 89	46	H	West Virginia	49 68									

Non-Div I Games:

Kansas

Loss, Non-Conf, S Site, H Home A Away N Neutral

Average RPI Win:	213	WON-LOST	WINNING	LAST 10	STRENGTH OF	OPP. STRENGTH	TEAM	ADJ.	CONF.	ADJ CONF.
Average RPI Loss:	58	RECORD	PCT. RANK	GAMES	SCHEDULE	OF SCHEDULE	RPI	RPI	RPI	RPI
DIV. I ONLY	10- 11	193	4-6	44	78	123	123	3	3	
DIV. I NON-CONF.	6- 5	151	0	216	191	195	195	4	4	
TOTALS	RPI 1-25	RPI 26-50	W-L RECORDS	RPI 51-100	RPI 101-150	RPI 150+				
10- 11	0- 3	1- 5	OVERALL	0- 0	3- 2	6- 1				
7- 5	0- 1	1- 3	HOME	0- 0	1- 1	5- 0				
3- 4	0- 2	0- 2	AWAY	0- 0	2- 0	1- 0				
0- 2	0- 0	0- 0	NEUTRAL	0- 0	0- 1	0- 1				
6- 5	0- 1	0- 1	NON-CONFERENCE	0- 0	0- 2	6- 1				
5- 1	0- 0	0- 0	HOME	0- 0	0- 1	5- 0				
1- 2	0- 1	0- 1	AWAY	0- 0	0- 0	1- 0				
0- 2	0- 0	0- 0	NEUTRAL	0- 0	0- 1	0- 1				
4- 6	0- 2	1- 4	CONFERENCE	0- 0	3- 0	0- 0				
2- 4	0- 1	1- 3	HOME	0- 0	1- 0	0- 0				
2- 2	0- 1	0- 1	AWAY	0- 0	2- 0	0- 0				
0- 0	0- 0	0- 0	NEUTRAL	0- 0	0- 0	0- 0				

RPI 1-25				RPI 26-50				RPI 51-100				RPI 101+ Team's RPI: 123			
RPI	S	Opponent	Score	RPI	S	Opponent	Score	RPI	S	Opponent	Score	RPI	S	Opponent	Score
1	A	Oregon	51 89	34	H	Texas	63 71					101	N	Michigan St.	60 65
9	H	Baylor	40 54	38	H	Oklahoma	92 74					116	A	Kansas	69 61
23	A	TCU	61 65	41	A	Arkansas	72 81					127	H	UT Arlington	53 57
				46	H	West Virginia	63 74					147	A	Texas Tech	76 72
				48	A	Iowa St.	59 73					147	H	Texas Tech	84 70
				49	H	Oklahoma St.	63 70					163	N	Memphis	68 72
												219	A	UMKC	74 67
												222	H	Oral Roberts	109 69
												286	H	Incarnate Word	85 41
												304	H	Omaha	73 48
												306	H	UTRGV	79 66
												342	H	UIC	84 40
LAST 10 Division I															
		9	H	Baylor	40	54		48	A	Iowa St.	59	73			
		147	H	Texas Tech	84	70		34	H	Texas	63	71			
		23	A	TCU	61	65		49	H	Oklahoma St.	63	70			
		116	A	Kansas	69	61		147	A	Texas Tech	76	72			
		38	H	Oklahoma	92	74		46	H	West Virginia	63	74			

Non-Div I Games:

Kansas St.

■ Loss,
■ Non-Conf,
■ S Site,
■ H Home
■ A Away
N Neutral

Kennesaw St.

Through Games Of Feb. 8, 2020

Average RPI Win:	265	WON-LOST	WINNING	LAST 10	STRENGTH OF	OPP. STRENGTH	TEAM	ADJ.	CONF.	ADJ CONF.
Average RPI Loss:	130	RECORD	PCT. RANK	GAMES	SCHEDULE	OF SCHEDULE	RPI	RPI	RPI	RPI
DIV. I ONLY	9- 11	211	4-6	270	160	227	227	16	16	
DIV. I NON-CONF.	5- 5	164	0	272	237	198	198	16	16	
TOTALS	RPI 1-25	RPI 26-50	W-L RECORDS	RPI 51-100	RPI 101-150	RPI 150+				
9- 11	0- 0	0- 1	OVERALL	0- 4	0- 3	9- 3				
4- 4	0- 0	0- 0	HOME	0- 2	0- 0	4- 2				
4- 7	0- 0	0- 1	AWAY	0- 2	0- 3	4- 1				
1- 0	0- 0	0- 0	NEUTRAL	0- 0	0- 0	1- 0				
5- 5	0- 0	0- 0	NON-CONFERENCE	0- 2	0- 2	5- 1				
2- 1	0- 0	0- 0	HOME	0- 1	0- 0	2- 0				
2- 4	0- 0	0- 0	AWAY	0- 1	0- 2	2- 1				
1- 0	0- 0	0- 0	NEUTRAL	0- 0	0- 0	1- 0				
4- 6	0- 0	0- 1	CONFERENCE	0- 2	0- 1	4- 2				
2- 3	0- 0	0- 0	HOME	0- 1	0- 0	2- 2				
2- 3	0- 0	0- 1	AWAY	0- 1	0- 1	2- 0				
0- 0	0- 0	0- 0	NEUTRAL	0- 0	0- 0	0- 0				

RPI 1-25				RPI 26-50				RPI 51-100				RPI 101+				Team's RPI: 227	
RPI	S	Opponent	Score	RPI	S	Opponent	Score	RPI	S	Opponent	Score	RPI	S	Opponent	Score		
				27	A	FGCU	63 80	88	H	Georgia Tech	47 63	105	A	Duquesne	72 75		
								89	A	Georgia	65 80	109	A	Liberty	66 76		
								93	A	North Florida	33 57	118	A	Campbell	51 63		
								93	H	North Florida	55 64	154	H	North Ala.	59 56		
												172	H	Samford	60 55		
												184	H	Jacksonville	83 93		
												224	H	Stetson	61 67		
												261	A	UNCW	58 56		
												276	A	Lipscomb	74 66		
												276	H	Lipscomb	88 60		
												296	N	UMBC	59 44		
												297	A	Navy	62 82		
												298	A	Ga. Southern	95 69		
												317	H	Mercer	92 64		
												332	A	NJIT	77 64		
LAST 10 Division I																	
				276	H	Lipscomb	88 60	27	A	FGCU	63 80						
				109	A	Liberty	66 76	332	A	NJIT	77 64						
				93	A	North Florida	33 57	276	A	Lipscomb	74 66						
				154	H	North Ala.	59 56	93	H	North Florida	55 64						
				184	H	Jacksonville	83 93	224	H	Stetson	61 67						

Non-Div I Games: Middle Ga. St. 88 49

Kennesaw St.

Loss, Non-Conf, S Site, H Home A Away N Neutral

Average RPI Win:	205	WON-LOST	WINNING	LAST 10	STRENGTH OF	OPP. STRENGTH	TEAM	ADJ.	CONF.	ADJ CONF.
Average RPI Loss:	78	RECORD	PCT. RANK	GAMES	SCHEDULE	OF SCHEDULE	RPI	RPI	RPI	RPI
DIV. I ONLY	11- 9	141	5-5	111	112	117	117	10	10	
DIV. I NON-CONF.	6- 4	123	0	119	134	106	106	10	10	
TOTALS	RPI 1-25	RPI 26-50	W-L RECORDS	RPI 51-100	RPI 101-150	RPI 150+				
11- 9	0- 0	0- 3	OVERALL	1- 3	2- 2	8- 1				
5- 3	0- 0	0- 1	HOME	1- 0	1- 1	3- 1				
4- 4	0- 0	0- 1	AWAY	0- 2	1- 1	3- 0				
2- 2	0- 0	0- 1	NEUTRAL	0- 1	0- 0	2- 0				
6- 4	0- 0	0- 3	NON-CONFERENCE	0- 1	2- 0	4- 0				
2- 1	0- 0	0- 1	HOME	0- 0	1- 0	1- 0				
2- 1	0- 0	0- 1	AWAY	0- 0	1- 0	1- 0				
2- 2	0- 0	0- 1	NEUTRAL	0- 1	0- 0	2- 0				
5- 5	0- 0	0- 0	CONFERENCE	1- 2	0- 2	4- 1				
3- 2	0- 0	0- 0	HOME	1- 0	0- 1	2- 1				
2- 3	0- 0	0- 0	AWAY	0- 2	0- 1	2- 0				
0- 0	0- 0	0- 0	NEUTRAL	0- 0	0- 0	0- 0				

RPI S	Opponent	Score	RPI S	Opponent	Score	RPI S	Opponent	Score	RPI S	Opponent	Score	Team's RPI: 117
28	H Ohio St.	65 75	53	A Ohio	57 63	105	A Duquesne	77 75				
33	A Purdue	64 77	61	N Troy	64 71	111	H Buffalo	44 57				
35	N Michigan	53 88	73	A Ball St.	62 66	143	H Robert Morris	82 81				
			73	H Ball St.	69 68	149	A Toledo	60 69				
						161	H Eastern Mich.	69 74				
						166	A Miami (OH)	78 75				
						169	A Northern Ill.	79 71				
						177	H Western Mich.	75 63				
						250	A Youngstown St.	82 73				
						251	H Bowling Green	61 47				
						294	H St. Bonaventure	81 58				
						298	N Ga. Southern	62 48				
						330	N Purdue Fort Wayne	75 67				
LAST 10 Division I												
53	A Ohio	57 63	166	A Miami (OH)	78 75							
251	H Bowling Green	61 47	169	A Northern Ill.	79 71							
149	A Toledo	60 69	177	H Western Mich.	75 63							
73	H Ball St.	69 68	161	H Eastern Mich.	69 74							
111	H Buffalo	44 57	73	A Ball St.	62 66							

Non-Div I Games: Hiram

92 36

Kent St.

Average RPI Win:	291	WON-LOST	WINNING	LAST 10	STRENGTH OF	OPP. STRENGTH	TEAM	ADJ.	CONF.	ADJ CONF.
Average RPI Loss:	236	RECORD	PCT. RANK	GAMES	SCHEDULE	OF SCHEDULE	RPI	RPI	RPI	RPI
DIV. I ONLY	5- 16	309	4-6	292	350	336	336	30	30	
DIV. I NON-CONF.	1- 10	329	0	267	350	342	342	31	31	
TOTALS	RPI 1-25	RPI 26-50	W-L RECORDS	RPI 51-100	RPI 101-150	RPI 150+				
5- 16	0- 0	0- 0	OVERALL	0- 1	0- 1	5- 14				
4- 8	0- 0	0- 0	HOME	0- 1	0- 1	4- 6				
1- 8	0- 0	0- 0	AWAY	0- 0	0- 0	1- 8				
0- 0	0- 0	0- 0	NEUTRAL	0- 0	0- 0	0- 0				
1- 10	0- 0	0- 0	NON-CONFERENCE	0- 1	0- 0	1- 9				
1- 6	0- 0	0- 0	HOME	0- 1	0- 0	1- 5				
0- 4	0- 0	0- 0	AWAY	0- 0	0- 0	0- 4				
0- 0	0- 0	0- 0	NEUTRAL	0- 0	0- 0	0- 0				
4- 6	0- 0	0- 0	CONFERENCE	0- 0	0- 1	4- 5				
3- 2	0- 0	0- 0	HOME	0- 0	0- 1	3- 1				
1- 4	0- 0	0- 0	AWAY	0- 0	0- 0	1- 4				
0- 0	0- 0	0- 0	NEUTRAL	0- 0	0- 0	0- 0				

RPI S	Opponent	Score	RPI S	Opponent	Score	RPI S	Opponent	Score	RPI S	Opponent	Score	Team's RPI: 336
						77	H Stony Brook	49 80	143	H Robert Morris	59 70	
									156	A Lafayette	60 65	
									190	A Rhode Island	56 79	
									196	H Cleveland St.	49 79	
									204	A Mt. St. Mary's	57 75	
									208	A Merrimack	68 60	
									208	H Merrimack	63 66	
									215	A UMass Lowell	56 65	
									220	H Fairfield	51 53	
									263	H Saint Francis (PA)	71 53	
									280	A Wagner	61 63	
									301	A Army West Point	60 67	
									305	H Vermont	62 73	
									311	A St. Francis Brooklyn	63 88	
									314	H Hofstra	85 46	
									319	A Bryant	53 57	
									320	H N.C. Central	59 61	
									324	H Fairleigh Dickinson	68 63	
									329	H Saint Peter's	74 89	
									344	H Central Conn. St.	63 61	
LAST 10 Division I												
			208	H Merrimack	63 66		319	A Bryant	53 57			
			208	A Merrimack	68 60		344	H Central Conn. St.	63 61			
			263	H Saint Francis (PA)	71 53		324	H Fairleigh Dickinson	68 63			
			143	H Robert Morris	59 70		311	A St. Francis Brooklyn	63 88			
			280	A Wagner	61 63		204	A Mt. St. Mary's	57 75			

Non-Div I Games:

LIU Brooklyn

■ Loss,
■ Non-Conf,
■ S Site,
■ H Home
■ A Away
N Neutral

Average RPI Win:	212	WON-LOST	WINNING	LAST 10	STRENGTH OF	OPP. STRENGTH	TEAM	ADJ.	CONF.	ADJ CONF.
Average RPI Loss:	152	RECORD	PCT. RANK	GAMES	SCHEDULE	OF SCHEDULE	RPI	RPI	RPI	RPI
DIV. I ONLY	6- 19	308	3-7	188	125	281	281	11	11	
DIV. I NON-CONF.	3- 9	279	0	211	210	283	283	11	11	
TOTALS	RPI 1-25	RPI 26-50	W-L RECORDS	RPI 51-100	RPI 101-150	RPI 150+				
6- 19	0- 2	0- 1	OVERALL	0- 2	0- 5	6- 9				
3- 8	0- 0	0- 1	HOME	0- 1	0- 2	3- 4				
3- 9	0- 2	0- 0	AWAY	0- 0	0- 2	3- 5				
0- 2	0- 0	0- 0	NEUTRAL	0- 1	0- 1	0- 0				
3- 9	0- 1	0- 1	NON-CONFERENCE	0- 1	0- 1	3- 5				
1- 4	0- 0	0- 1	HOME	0- 0	0- 0	1- 3				
2- 3	0- 1	0- 0	AWAY	0- 0	0- 0	2- 2				
0- 2	0- 0	0- 0	NEUTRAL	0- 1	0- 1	0- 0				
3- 10	0- 1	0- 0	CONFERENCE	0- 1	0- 4	3- 4				
2- 4	0- 0	0- 0	HOME	0- 1	0- 2	2- 1				
1- 6	0- 1	0- 0	AWAY	0- 0	0- 2	1- 3				
0- 0	0- 0	0- 0	NEUTRAL	0- 0	0- 0	0- 0				

RPI 1-25				RPI 26-50				RPI 51-100				RPI 101+ Team's RPI: 281			
RPI	S	Opponent	Score	RPI	S	Opponent	Score	RPI	S	Opponent	Score	RPI	S	Opponent	Score
4	A	UCLA	52 74	40	H	Yale	65 81	72	H	BYU	44 59	107	A	Pacific	67 76
12	A	Gonzaga	52 78					73	N	Ball St.	72 77	107	H	Pacific	70 87
												121	H	San Diego	59 67
												141	N	Providence	45 48
												142	A	Portland	49 74
												158	A	Saint Mary's (CA)	70 86
												158	H	Saint Mary's (CA)	61 70
												178	H	Hawaii	65 51
												187	A	Pepperdine	84 77
												194	A	New Mexico	73 72
												206	A	Santa Clara	60 76
												206	H	Santa Clara	75 59
												232	H	Cal St. Fullerton	74 79
												241	H	Georgetown	53 64
												244	A	San Francisco	68 70
												244	H	San Francisco	76 69
												248	A	Tulsa	56 75
												264	A	Long Beach St.	70 57
												287	H	CSUN	54 56
												302	A	UC Irvine	65 80
LAST 10 Division I															
244	A	San Francisco	68 70	142	A	Portland	49 74								
206	A	Santa Clara	60 76	187	A	Pepperdine	84 77								
107	H	Pacific	70 87	206	H	Santa Clara	75 59								
158	H	Saint Mary's (CA)	61 70	244	H	San Francisco	76 69								
12	A	Gonzaga	52 78	158	A	Saint Mary's (CA)	70 86								

Non-Div I Games: Cal St. San B'dino 94 46

LMU (CA)

■ Loss,
 ■ Non-Conf,
 ■ S Site,
 ■ Home
 ■ Away
 N Neutral

Average RPI Win:	138	WON-LOST	WINNING	LAST 10	STRENGTH OF	OPP. STRENGTH	TEAM	ADJ.	CONF.	ADJ CONF.
Average RPI Loss:	50	RECORD	PCT. RANK	GAMES	SCHEDULE	OF SCHEDULE	RPI	RPI	RPI	RPI
DIV. I ONLY	16- 5	40	7-3	33	44	21	21	4	4	
DIV. I NON-CONF.	10- 2	29	1-0	102	78	36	36	5	5	
TOTALS	RPI 1-25	RPI 26-50	W-L RECORDS	RPI 51-100	RPI 101-150	RPI 150+				
16- 5	2- 2	3- 2	OVERALL	1- 0	3- 1	7- 0				
9- 1	1- 1	2- 0	HOME	1- 0	0- 0	5- 0				
5- 4	1- 1	1- 2	AWAY	0- 0	2- 1	1- 0				
2- 0	0- 0	0- 0	NEUTRAL	0- 0	1- 0	1- 0				
10- 2	0- 1	2- 1	NON-CONFERENCE	0- 0	2- 0	6- 0				
5- 1	0- 1	1- 0	HOME	0- 0	0- 0	4- 0				
3- 1	0- 0	1- 1	AWAY	0- 0	1- 0	1- 0				
2- 0	0- 0	0- 0	NEUTRAL	0- 0	1- 0	1- 0				
6- 3	2- 1	1- 1	CONFERENCE	1- 0	1- 1	1- 0				
4- 0	1- 0	1- 0	HOME	1- 0	0- 0	1- 0				
2- 3	1- 1	0- 1	AWAY	0- 0	1- 1	0- 0				
0- 0	0- 0	0- 0	NEUTRAL	0- 0	0- 0	0- 0				

RPI 1-25				RPI 26-50				RPI 51-100				RPI 101+			
RPI	S	Opponent	Score	RPI	S	Opponent	Score	RPI	S	Opponent	Score	RPI	S	Opponent	Score
13	A	Mississippi St.	60 64	26	H	Kentucky	65 59	65	H	Alabama	71 60	101	N	Michigan St.	58 56
16	A	Texas A&M	57 54	27	A	FGCU	74 63					119	A	Florida	77 68
16	H	Texas A&M	59 58	38	A	Oklahoma	68 90					131	A	Missouri	65 69
22	H	Florida St.	62 70	45	A	Tennessee	58 63					145	A	Tulane	59 54
				47	H	Rutgers	64 58					163	N	Memphis	89 58
LAST 10 Division I															
16	H	Texas A&M	59 58	278	H	Ole Miss	52 44								
119	A	Florida	77 68	16	A	Texas A&M	57 54								
45	A	Tennessee	58 63	131	A	Missouri	65 69								
26	H	Kentucky	65 59	65	H	Alabama	71 60								
13	A	Mississippi St.	60 64	347	H	Florida A&M	73 45								

Non-Div I Games:

LSU

■ Loss,
 ■ Non-Conf,
 ■ S Site,
 ■ Home
 ■ A Away
 N Neutral

Average RPI Win:	232	WON-LOST	WINNING	LAST 10	STRENGTH OF	OPP. STRENGTH	TEAM	ADJ.	CONF.	ADJ CONF.
Average RPI Loss:	114	RECORD	PCT. RANK	GAMES	SCHEDULE	OF SCHEDULE	RPI	RPI	RPI	RPI
DIV. I ONLY	9- 13	230	3-7	112	176	201	201	12	12	
DIV. I NON-CONF.	6- 7	182	0-1	110	281	163	163	12	12	
TOTALS	RPI 1-25	RPI 26-50	W-L RECORDS	RPI 51-100	RPI 101-150	RPI 150+				
9- 13	0- 0	0- 0	OVERALL	1- 8	0- 4	8- 1				
5- 6	0- 0	0- 0	HOME	1- 5	0- 1	4- 0				
3- 7	0- 0	0- 0	AWAY	0- 3	0- 3	3- 1				
1- 0	0- 0	0- 0	NEUTRAL	0- 0	0- 0	1- 0				
6- 7	0- 0	0- 0	NON-CONFERENCE	1- 5	0- 1	5- 1				
2- 4	0- 0	0- 0	HOME	1- 3	0- 1	1- 0				
3- 3	0- 0	0- 0	AWAY	0- 2	0- 0	3- 1				
1- 0	0- 0	0- 0	NEUTRAL	0- 0	0- 0	1- 0				
3- 6	0- 0	0- 0	CONFERENCE	0- 3	0- 3	3- 0				
3- 2	0- 0	0- 0	HOME	0- 2	0- 0	3- 0				
0- 4	0- 0	0- 0	AWAY	0- 1	0- 3	0- 0				
0- 0	0- 0	0- 0	NEUTRAL	0- 0	0- 0	0- 0				





























































RPI 1-25				RPI 26-50				RPI 51-100				RPI 101+				Team's RPI: 201	
RPI	S	Opponent	Score	RPI	S	Opponent	Score	RPI	S	Opponent	Score	RPI	S	Opponent	Score		
								60	A	Drexel	31	69	105	A	Duquesne	56	82
								68	H	Dayton	58	98	136	A	Richmond	61	63
								69	H	Temple	69	72	143	H	Robert Morris	68	71
								85	H	Penn	49	65	148	A	Massachusetts	62	76
								90	H	Saint Louis	61	77	171	A	Norfolk St.	55	52
								92	H	Villanova	69	77	191	A	Penn St.	69	67
								95	A	Fordham	45	62	209	H	Saint Joseph's	67	59
								97	A	Rider	43	70	217	H	George Mason	77	65
								98	H	Harvard	75	69	267	A	Howard	78	62
													294	H	St. Bonaventure	67	61
													296	N	UMBC	74	58
													297	A	Navy	46	61
													343	H	Coppin St.	79	46
LAST 10 Division I																	
				95	A	Fordham	45	62	148	A	Massachusetts	62	76				
				217	H	George Mason	77	65	105	A	Duquesne	56	82				
				209	H	Saint Joseph's	67	59	90	H	Saint Louis	61	77				
				136	A	Richmond	61	63	68	H	Dayton	58	98				
				294	H	St. Bonaventure	67	61	69	H	Temple	69	72				

Non-Div I Games:

La Salle





■ Loss,
■ Non-Conf,
■ S Site,
■ H Home
■ A Away
N Neutral

Average RPI Win:	326	WON-LOST	WINNING	LAST 10	STRENGTH OF	OPP. STRENGTH	TEAM	ADJ.	CONF.	ADJ CONF.
Average RPI Loss:	219	RECORD	PCT. RANK	GAMES	SCHEDULE	OF SCHEDULE	RPI	RPI	RPI	RPI
DIV. I ONLY	3- 19	330	1-9	339	310	345	345	21	21	
DIV. I NON-CONF.	2- 9	304	0	349	343	351	351	19	19	
TOTALS	RPI 1-25	RPI 26-50	W-L RECORDS	RPI 51-100	RPI 101-150	RPI 150+				
3- 19	0- 0	0- 0	OVERALL	0- 2	0- 2	3- 15				
2- 7	0- 0	0- 0	HOME	0- 1	0- 0	2- 6				
1- 12	0- 0	0- 0	AWAY	0- 1	0- 2	1- 9				
0- 0	0- 0	0- 0	NEUTRAL	0- 0	0- 0	0- 0				
2- 9	0- 0	0- 0	NON-CONFERENCE	0- 0	0- 1	2- 8				
2- 3	0- 0	0- 0	HOME	0- 0	0- 0	2- 3				
0- 6	0- 0	0- 0	AWAY	0- 0	0- 1	0- 5				
0- 0	0- 0	0- 0	NEUTRAL	0- 0	0- 0	0- 0				
1- 10	0- 0	0- 0	CONFERENCE	0- 2	0- 1	1- 7				
0- 4	0- 0	0- 0	HOME	0- 1	0- 0	0- 3				
1- 6	0- 0	0- 0	AWAY	0- 1	0- 1	1- 4				
0- 0	0- 0	0- 0	NEUTRAL	0- 0	0- 0	0- 0				

RPI 1-25			RPI 26-50			RPI 51-100			RPI 101+			Team's RPI: 345
RPI	S	Opponent	Score	RPI	S	Opponent	Score	RPI	S	Opponent	Score	
						61  Troy	65  77	127  UT Arlington		34  72		
						61  Troy	65  72	147  Texas Tech		38  83		
								162  Tennessee Tech		68  75		
								168  Louisiana		55  68		
								183  Little Rock		50  70		
								216  Southern Miss.		42  57		
								223  Southeastern La.		52  65		
								234  South Alabama		63  72		
								234  South Alabama		39  73		
								240  Arkansas St.		53  54		
								260  North Texas		51  63		
								278  Ole Miss		42  66		
								291  Nicholls St.		59  74		
								295  Texas St.		58 55		
								298  Ga. Southern		47  64		
								316  Georgia St.		52  68		
								323  Houston Baptist		65  72		
								333  Northwestern St.		63 54		
								334  McNeese		69  72		
								351  Mississippi Val.		74 66		
LAST 10 Division I												
234  South Alabama		39  73	127  UT Arlington		34  72							
61  Troy		65  77	295  Texas St.		58 55							
240  Arkansas St.		53  54	234  South Alabama		63  72							
168  Louisiana		55  68	61  Troy		65  72							
183  Little Rock		50  70	316  Georgia St.		52  68							

Non-Div I Games:

La.-Monroe

 Loss,
  Non-Conf, S Site,
  Home
  Away
 N Neutral

Lafayette

Through Games Of Feb. 8, 2020

Average RPI Win:	235	WON-LOST	WINNING	LAST 10	STRENGTH OF	OPP. STRENGTH	TEAM	ADJ.	CONF.	ADJ CONF.
Average RPI Loss:	142	RECORD	PCT. RANK	GAMES	SCHEDULE	OF SCHEDULE	RPI	RPI	RPI	RPI
DIV. I ONLY	11- 10	159	6-4	160	262	156	156	15	15	
DIV. I NON-CONF.	4- 6	212	0	249	327	268	268	15	15	
TOTALS	RPI 1-25	RPI 26-50	W-L RECORDS	RPI 51-100	RPI 101-150	RPI 150+				
11- 10	0- 0	0- 0	OVERALL	1- 4	2- 3	8- 3				
8- 2	0- 0	0- 0	HOME	1- 0	2- 1	5- 1				
3- 8	0- 0	0- 0	AWAY	0- 4	0- 2	3- 2				
0- 0	0- 0	0- 0	NEUTRAL	0- 0	0- 0	0- 0				
4- 6	0- 0	0- 0	NON-CONFERENCE	0- 2	0- 1	4- 3				
3- 2	0- 0	0- 0	HOME	0- 0	0- 1	3- 1				
1- 4	0- 0	0- 0	AWAY	0- 2	0- 0	1- 2				
0- 0	0- 0	0- 0	NEUTRAL	0- 0	0- 0	0- 0				
7- 4	0- 0	0- 0	CONFERENCE	1- 2	2- 2	4- 0				
5- 0	0- 0	0- 0	HOME	1- 0	2- 0	2- 0				
2- 4	0- 0	0- 0	AWAY	0- 2	0- 2	2- 0				
0- 0	0- 0	0- 0	NEUTRAL	0- 0	0- 0	0- 0				

RPI 1-25				RPI 26-50				RPI 51-100				RPI 101+				Team's RPI: 156	
RPI	S	Opponent	Score	RPI	S	Opponent	Score	RPI	S	Opponent	Score	RPI	S	Opponent	Score		
								56	A	St. John's (NY)	44	76	105	H	Duquesne	65	73
								64	A	Seton Hall	50	74	125	A	Lehigh	66	73
								74	A	Bucknell	36	50	125	H	Lehigh	61	53
								84	A	Colgate	52	73	140	A	Holy Cross	56	57
								84	H	Colgate	55	39	150	H	Boston U.	59	57
													175	A	American	67	52
													191	A	Binghamton	64	74
													230	H	Manhattan	60	53
													254	H	Loyola Maryland	55	52
													284	A	Monmouth	44	52
													296	H	UMBC	58	65
													297	H	Navy	79	52
													301	A	Army West Point	57	52
													309	A	Albany (NY)	54	47
													324	H	Fairleigh Dickinson	61	29
													336	H	LIU Brooklyn	65	60
LAST 10 Division I																	
				125	A	Lehigh	66	73	297	H	Navy	79	52				
				175	A	American	67	52	84	A	Colgate	52	73				
				84	H	Colgate	55	39	254	H	Loyola Maryland	55	52				
				125	H	Lehigh	61	53	140	A	Holy Cross	56	57				
				301	A	Army West Point	57	52	74	A	Bucknell	36	50				

Non-Div I Games:

Lafayette

■ Loss,
 ■ Non-Conf,
 ■ S Site,
 ■ H Home
 ■ A Away
 N Neutral

Average RPI Win:	275	WON-LOST	WINNING	LAST 10	STRENGTH OF	OPP. STRENGTH	TEAM	ADJ.	CONF.	ADJ CONF.
Average RPI Loss:	141	RECORD	PCT. RANK	GAMES	SCHEDULE	OF SCHEDULE	RPI	RPI	RPI	RPI
DIV. I ONLY	7- 13	262	3-7	140	259	229	229	23	23	
DIV. I NON-CONF.	2- 5	259	0	32	99	158	158	21	21	
TOTALS	RPI 1-25	RPI 26-50	W-L RECORDS	RPI 51-100	RPI 101-150	RPI 150+				
7- 13	0- 2	0- 1	OVERALL	0- 0	1- 4	6- 6				
3- 5	0- 0	0- 0	HOME	0- 0	0- 2	3- 3				
3- 8	0- 2	0- 1	AWAY	0- 0	0- 2	3- 3				
1- 0	0- 0	0- 0	NEUTRAL	0- 0	1- 0	0- 0				
2- 5	0- 2	0- 1	NON-CONFERENCE	0- 0	1- 0	1- 2				
1- 1	0- 0	0- 0	HOME	0- 0	0- 0	1- 1				
0- 4	0- 2	0- 1	AWAY	0- 0	0- 0	0- 1				
1- 0	0- 0	0- 0	NEUTRAL	0- 0	1- 0	0- 0				
5- 8	0- 0	0- 0	CONFERENCE	0- 0	0- 4	5- 4				
2- 4	0- 0	0- 0	HOME	0- 0	0- 2	2- 2				
3- 4	0- 0	0- 0	AWAY	0- 0	0- 2	3- 2				
0- 0	0- 0	0- 0	NEUTRAL	0- 0	0- 0	0- 0				

RPI 1-25				RPI 26-50				RPI 51-100				RPI 101+ Team's RPI: 229			
RPI	S	Opponent	Score	RPI	S	Opponent	Score	RPI	S	Opponent	Score	RPI	S	Opponent	Score
9	A	Baylor	28 90	49	A	Oklahoma St.	53 74					106	H	SFA	53 54
14	A	NC State	40 81									113	A	Abilene Christian	72 78
												113	H	Abilene Christian	49 75
												114	A	A&M-Corpus Christi	39 49
												126	N	Idaho	47 44
												167	H	New Orleans	57 62
												168	H	Louisiana	63 74
												170	A	Sam Houston St.	47 68
												210	A	Central Ark.	29 53
												223	A	Southeastern La.	65 57
												286	H	Incarinate Word	48 67
												291	A	Nicholls St.	84 78
												293	H	Denver	71 59
												312	A	Cal Poly	56 57
												323	H	Houston Baptist	60 53
												333	H	Northwestern St.	61 58
												334	A	McNeese	87 69
LAST 10 Division I															
113	H	Abilene Christian	49 75	114	A	A&M-Corpus Christi	39 49								
210	A	Central Ark.	29 53	170	A	Sam Houston St.	47 68								
334	A	McNeese	87 69	323	H	Houston Baptist	60 53								
106	H	SFA	53 54	291	A	Nicholls St.	84 78								
286	H	Incarinate Word	48 67	113	A	Abilene Christian	72 78								

Non-Div I Games: Howard Payne 96 36 LeTourneau 90 38

Lamar University

Loss, Non-Conf, S Site, H Home A Away N Neutral

Average RPI Loss: 109

Average RPI Win:	228	WON-LOST	WINNING	LAST 10	STRENGTH OF	OPP. STRENGTH	TEAM	ADJ.	CONF.	ADJ CONF.
Average RPI Loss:	109	RECORD	PCT. RANK	GAMES	SCHEDULE	OF SCHEDULE	RPI	RPI	RPI	RPI
DIV. I ONLY	14- 7	76	6-4	218	174	125	125	15	15	
DIV. I NON-CONF.	7- 3	80	0	168	234	86	86	15	15	
<hr/>										
TOTALS	RPI 1-25	RPI 26-50	W-L RECORDS	RPI 51-100	RPI 101-150	RPI 150+				
14- 7	0- 0	0- 0	OVERALL	1- 4	1- 1	12- 2				
6- 3	0- 0	0- 0	HOME	1- 1	1- 1	4- 1				
8- 2	0- 0	0- 0	AWAY	0- 1	0- 0	8- 1				
0- 2	0- 0	0- 0	NEUTRAL	0- 2	0- 0	0- 0				
<hr/>										
7- 3	0- 0	0- 0	NON-CONFERENCE	1- 3	0- 0	6- 0				
3- 0	0- 0	0- 0	HOME	1- 0	0- 0	2- 0				
4- 1	0- 0	0- 0	AWAY	0- 1	0- 0	4- 0				
0- 2	0- 0	0- 0	NEUTRAL	0- 2	0- 0	0- 0				
<hr/>										
7- 4	0- 0	0- 0	CONFERENCE	0- 1	1- 1	6- 2				
3- 3	0- 0	0- 0	HOME	0- 1	1- 1	2- 1				
4- 1	0- 0	0- 0	AWAY	0- 0	0- 0	4- 1				
0- 0	0- 0	0- 0	NEUTRAL	0- 0	0- 0	0- 0				

RPI 1-25				RPI 26-50				RPI 51-100				RPI 101+				Team's RPI: 125	
RPI	S	Opponent	Score	RPI	S	Opponent	Score	RPI	S	Opponent	Score	RPI	S	Opponent	Score		
								51	A	Minnesota	49 77	140	H	Holy Cross	57 74		
								64	H	Seton Hall	75 68	150	H	Boston U.	51 34		
								73	N	Ball St.	52 54	153	H	George Washington	59 53		
								74	H	Bucknell	50 71	156	A	Lafayette	53 61		
								95	N	Fordham	57 59	156	H	Lafayette	73 66		
												175	A	American	64 63		
												175	H	American	56 64		
												204	A	Mt. St. Mary's	66 65		
												208	A	Merrimack	72 68		
												254	A	Loyola Maryland	55 53		
												266	A	Delaware St.	68 38		
												297	A	Navy	60 53		
												297	H	Navy	70 40		
												301	A	Army West Point	94 65		
												329	A	Saint Peter's	80 71		
												344	H	Central Conn. St.	70 51		
LAST 10 Division I																	
				156	H	Lafayette	73 66	74	H	Bucknell	50 71						
				301	A	Army West Point	94 65	297	A	Navy	60 53						
				175	H	American	56 64	175	A	American	64 63						
				156	A	Lafayette	53 61	150	H	Boston U.	51 34						
				140	H	Holy Cross	57 74	254	A	Loyola Maryland	55 53						

Non-Div I Games:	Bloomsburg	91	43
------------------	------------	----	----

Lehigh

Loss, Non-Conf, S Site, H Home A Away N Neutral

Liberty

Through Games Of Feb. 8. 2020

Average RPI Win: 212	WON-LOST	WINNING	LAST 10	STRENGTH OF	OPP. STRENGTH	TEAM	ADJ.	CONF.	ADJ CONF.
Average RPI Loss: 108	RECORD	PCT. RANK	GAMES	SCHEDULE	OF SCHEDULE	RPI	RPI	RPI	RPI
DIV. I ONLY	12- 11	168	5-5	76	183	109	109	16	16
DIV. I NON-CONF.	7- 6	161	0	71	185	101	101	16	16
TOTALS	RPI 1-25	RPI 26-50	W-L RECORDS	RPI 51-100	RPI 101-150	RPI 150+			
12- 11	0- 1	1- 4	OVERALL	0- 1	0- 0	11- 5			
4- 5	0- 0	0- 1	HOME	0- 0	0- 0	4- 4			
6- 5	0- 0	0- 3	AWAY	0- 1	0- 0	6- 1			
2- 1	0- 1	1- 0	NEUTRAL	0- 0	0- 0	1- 0			
7- 6	0- 1	1- 2	NON-CONFERENCE	0- 0	0- 0	6- 3			
1- 3	0- 0	0- 0	HOME	0- 0	0- 0	1- 3			
4- 2	0- 0	0- 2	AWAY	0- 0	0- 0	4- 0			
2- 1	0- 1	1- 0	NEUTRAL	0- 0	0- 0	1- 0			
5- 5	0- 0	0- 2	CONFERENCE	0- 1	0- 0	5- 2			
3- 2	0- 0	0- 1	HOME	0- 0	0- 0	3- 1			
2- 3	0- 0	0- 1	AWAY	0- 1	0- 0	2- 1			
0- 0	0- 0	0- 0	NEUTRAL	0- 0	0- 0	0- 0			

RPI S	Opponent	Score	RPI S	Opponent	Score	RPI S	Opponent	Score	RPI S	Opponent	Score	Team's RPI: 109
7 N	Oregon St.	55 68	27 A	FGCU	57 64	93 A	North Florida	50 65	151 H	UNC Greensboro	53 58	
			27 H	FGCU	65 74				154 A	North Ala.	75 86	
			37 A	Virginia Tech	69 73				154 H	North Ala.	71 76	
			42 N	Bradley	75 63				166 N	Miami (OH)	65 53	
			43 A	James Madison	53 76				171 A	Norfolk St.	67 48	
									173 A	Hampton	83 59	
									184 H	Jacksonville	85 76	
									219 A	UMKC	68 44	
									224 A	Stetson	57 48	
									227 H	Kennesaw St.	76 66	
									231 H	Chattanooga	54 71	
									262 H	East Carolina	81 66	
									263 A	Saint Francis (PA)	71 52	
									269 H	ETSU	62 63	
									276 H	Lipscomb	64 60	
									332 A	NJIT	67 53	
LAST 10 Division I												
154 A	North Ala.	75 86	276 H	Lipscomb	64 60							
227 H	Kennesaw St.	76 66	154 H	North Ala.	71 76							
27 H	FGCU	65 74	184 H	Jacksonville	85 76							
93 A	North Florida	50 65	27 A	FGCU	57 64							
224 A	Stetson	57 48	332 A	NJIT	67 53							

Non-Div I Games:

Liberty

Loss, Non-Conf, S Site, H Home A Away N Neutral

Average RPI Win:	275	WON-LOST	WINNING	LAST 10	STRENGTH OF	OPP. STRENGTH	TEAM	ADJ.	CONF.	ADJ CONF.
Average RPI Loss:	145	RECORD	PCT. RANK	GAMES	SCHEDULE	OF SCHEDULE	RPI	RPI	RPI	RPI
DIV. I ONLY	4- 18	319	2-8	109	251	276	276	16	16	
DIV. I NON-CONF.	2- 10	313	0	64	310	253	253	16	16	
TOTALS	RPI 1-25	RPI 26-50	W-L RECORDS	RPI 51-100	RPI 101-150	RPI 150+				
4- 18	0- 0	0- 1	OVERALL	0- 7	0- 1	4- 9				
1- 8	0- 0	0- 0	HOME	0- 2	0- 0	1- 6				
3- 8	0- 0	0- 1	AWAY	0- 3	0- 1	3- 3				
0- 2	0- 0	0- 0	NEUTRAL	0- 2	0- 0	0- 0				
2- 10	0- 0	0- 0	NON-CONFERENCE	0- 6	0- 0	2- 4				
1- 3	0- 0	0- 0	HOME	0- 1	0- 0	1- 2				
1- 5	0- 0	0- 0	AWAY	0- 3	0- 0	1- 2				
0- 2	0- 0	0- 0	NEUTRAL	0- 2	0- 0	0- 0				
2- 8	0- 0	0- 1	CONFERENCE	0- 1	0- 1	2- 5				
0- 5	0- 0	0- 0	HOME	0- 1	0- 0	0- 4				
2- 3	0- 0	0- 1	AWAY	0- 0	0- 1	2- 1				
0- 0	0- 0	0- 0	NEUTRAL	0- 0	0- 0	0- 0				

RPI 1-25				RPI 26-50				RPI 51-100				RPI 101+				Team's RPI: 276	
RPI	S	Opponent	Score	RPI	S	Opponent	Score	RPI	S	Opponent	Score	RPI	S	Opponent	Score		
				27	A	FGCU	56 82	58	H	Belmont	68 69	109	A	Liberty	60 64		
								62	A	Middle Tenn.	49 70	154	H	North Ala.	72 84		
								68	A	Dayton	60 82	162	A	Tennessee Tech	58 78		
								71	A	UT Martin	67 83	184	H	Jacksonville	64 73		
								81	N	Marist	63 74	203	H	Northern Ky.	71 69		
								93	H	North Florida	60 68	221	H	Eastern Ill.	56 66		
								97	N	Rider	76 81	224	A	Stetson	65 59		
												224	H	Stetson	34 48		
												227	A	Kennesaw St.	60 88		
												227	H	Kennesaw St.	66 74		
												239	H	Murray St.	57 67		
												299	A	Jacksonville St.	63 65		
												332	A	NJIT	65 57		
												340	A	Tennessee St.	74 64		
LAST 10 Division I																	
				227	A	Kennesaw St.	60 88	109	A	Liberty	60 64						
				224	H	Stetson	34 48	227	H	Kennesaw St.	66 74						
				184	H	Jacksonville	64 73	154	H	North Ala.	72 84						
				93	H	North Florida	60 68	224	A	Stetson	65 59						
				332	A	NJIT	65 57	27	A	FGCU	56 82						

Non-Div I Games: Queens (NC) 86 45

Lipscomb

■ Loss,
 ■ Non-Conf,
 ■ S Site,
 ■ H Home
 ■ A Away
 N Neutral

Little Rock

Through Games Of Feb. 8, 2020

Average RPI Win:	267	WON-LOST	WINNING	LAST 10	STRENGTH OF	OPP. STRENGTH	TEAM	ADJ.	CONF.	ADJ CONF.
Average RPI Loss:	111	RECORD	PCT. RANK	GAMES	SCHEDULE	OF SCHEDULE	RPI	RPI	RPI	RPI
DIV. I ONLY	10- 12	206	7-3	156	158	183	183	21	21	
DIV. I NON-CONF.	2- 9	304	0	31	38	217	217	19	19	
TOTALS	RPI 1-25	RPI 26-50	W-L RECORDS	RPI 51-100	RPI 101-150	RPI 150+				
10- 12	0- 3	0- 2	OVERALL	0- 2	0- 1	10- 4				
6- 4	0- 1	0- 0	HOME	0- 1	0- 0	6- 2				
4- 8	0- 2	0- 2	AWAY	0- 1	0- 1	4- 2				
0- 0	0- 0	0- 0	NEUTRAL	0- 0	0- 0	0- 0				
2- 9	0- 3	0- 2	NON-CONFERENCE	0- 1	0- 0	2- 3				
2- 3	0- 1	0- 0	HOME	0- 0	0- 0	2- 2				
0- 6	0- 2	0- 2	AWAY	0- 1	0- 0	0- 1				
0- 0	0- 0	0- 0	NEUTRAL	0- 0	0- 0	0- 0				
8- 3	0- 0	0- 0	CONFERENCE	0- 1	0- 1	8- 1				
4- 1	0- 0	0- 0	HOME	0- 1	0- 0	4- 0				
4- 2	0- 0	0- 0	AWAY	0- 0	0- 1	4- 1				
0- 0	0- 0	0- 0	NEUTRAL	0- 0	0- 0	0- 0				

RPI 1-25				RPI 26-50				RPI 51-100				RPI 101+ Team's RPI: 183			
RPI	S	Opponent	Score	RPI	S	Opponent	Score	RPI	S	Opponent	Score	RPI	S	Opponent	Score
13	A	Mississippi St.	50 89	30	A	Western Ky.	58 77	87	A	Rice	40 66	127	A	UT Arlington	58 65
16	A	Texas A&M	35 78	41	A	Arkansas	53 86	100	H	Coastal Caro.	48 68	163	H	Memphis	50 68
21	H	LSU	50 65									168	A	Louisiana	59 44
												181	A	Fla. Atlantic	72 79
												210	H	Central Ark.	63 48
												240	H	Arkansas St.	67 58
												242	H	Louisiana Tech	38 43
												248	H	Tulsa	63 51
												252	H	Appalachian St.	68 63
												295	A	Texas St.	78 66
												298	A	Ga. Southern	65 49
												298	H	Ga. Southern	58 46
												316	A	Georgia St.	43 58
												316	H	Georgia St.	66 46
												345	A	La.-Monroe	70 50
LAST 10 Division I															
316	A	Georgia St.	43 58	240	H	Arkansas St.	67 58								
298	A	Ga. Southern	65 49	100	H	Coastal Caro.	48 68								
168	A	Louisiana	59 44	316	H	Georgia St.	66 46								
252	H	Appalachian St.	68 63	298	H	Ga. Southern	58 46								
345	A	La.-Monroe	70 50	127	A	UT Arlington	58 65								

Non-Div I Games:

Little Rock

Loss, Non-Conf, S Site, H Home A Away N Neutral

Average RPI Win:	265	WON-LOST	WINNING	LAST 10	STRENGTH OF	OPP. STRENGTH	TEAM	ADJ.	CONF.	ADJ CONF.
Average RPI Loss:	188	RECORD	PCT. RANK	GAMES	SCHEDULE	OF SCHEDULE	RPI	RPI	RPI	RPI
DIV. I ONLY	9- 12	222	5-5	320	171	264	264	27	27	
DIV. I NON-CONF.	4- 8	235	0-1	293	87	281	281	26	26	
TOTALS	RPI 1-25	RPI 26-50	W-L RECORDS	RPI 51-100	RPI 101-150	RPI 150+				
9- 12	0- 2	0- 0	OVERALL	0- 1	0- 1	9- 8				
5- 3	0- 1	0- 0	HOME	0- 0	0- 0	5- 2				
2- 9	0- 1	0- 0	AWAY	0- 1	0- 1	2- 6				
2- 0	0- 0	0- 0	NEUTRAL	0- 0	0- 0	2- 0				
4- 8	0- 2	0- 0	NON-CONFERENCE	0- 1	0- 1	4- 4				
1- 3	0- 1	0- 0	HOME	0- 0	0- 0	1- 2				
1- 5	0- 1	0- 0	AWAY	0- 1	0- 1	1- 2				
2- 0	0- 0	0- 0	NEUTRAL	0- 0	0- 0	2- 0				
5- 4	0- 0	0- 0	CONFERENCE	0- 0	0- 0	5- 4				
4- 0	0- 0	0- 0	HOME	0- 0	0- 0	4- 0				
1- 4	0- 0	0- 0	AWAY	0- 0	0- 0	1- 4				
0- 0	0- 0	0- 0	NEUTRAL	0- 0	0- 0	0- 0				

RPI 1-25				RPI 26-50				RPI 51-100				RPI 101+				Team's RPI: 264	
RPI	S	Opponent	Score	RPI	S	Opponent	Score	RPI	S	Opponent	Score	RPI	S	Opponent	Score		
1	H	Oregon	45 81					82	A	Southern California	40 57	134	A	California	45 68		
4	A	UCLA	51 86									160	A	UC Davis	55 57		
												178	A	Hawaii	44 68		
												178	H	Hawaii	62 55		
												191	N	Penn St.	64 56		
												206	A	Santa Clara	54 46		
												232	A	Cal St. Fullerton	65 69		
												277	H	Utah St.	48 56		
												281	H	LMU (CA)	57 70		
												287	H	CSUN	60 52		
												288	H	UC Riverside	73 67		
												290	A	California Baptist	70 79		
												302	A	UC Irvine	56 46		
												306	N	UTRGV	69 65		
												310	A	Seattle U	54 66		
												312	A	Cal Poly	41 61		
												312	H	Cal Poly	72 69		
												313	H	Air Force	74 68		
LAST 10 Division I																	
				312	A	Cal Poly	41 61			287	H	CSUN	60 52				
				178	A	Hawaii	44 68			160	A	UC Davis	55 57				
				288	H	UC Riverside	73 67			232	A	Cal St. Fullerton	65 69				
				302	A	UC Irvine	56 46			312	H	Cal Poly	72 69				
				178	H	Hawaii	62 55			82	A	Southern California	40 57				

Non-Div I Games: Westcliff 94 47 Bethesda (CA) 90 43

Long Beach St.

Loss, Non-Conf, S Site, H Home A Away N Neutral

Average RPI Win:	275	WON-LOST	WINNING	LAST 10	STRENGTH OF	OPP. STRENGTH	TEAM	ADJ.	CONF.	ADJ CONF.
Average RPI Loss:	192	RECORD	PCT. RANK	GAMES	SCHEDULE	OF SCHEDULE	RPI	RPI	RPI	RPI
DIV. I ONLY	10- 11	193	4-6	299	306	259	259	25	25	
DIV. I NON-CONF.	4- 5	195	0	299	214	256	256	27	27	
TOTALS	RPI 1-25	RPI 26-50	W-L RECORDS	RPI 51-100	RPI 101-150	RPI 150+				
10- 11	0- 0	0- 1	OVERALL	0- 0	0- 2	10- 8				
6- 5	0- 0	0- 0	HOME	0- 0	0- 1	6- 4				
4- 6	0- 0	0- 1	AWAY	0- 0	0- 1	4- 4				
0- 0	0- 0	0- 0	NEUTRAL	0- 0	0- 0	0- 0				
4- 5	0- 0	0- 1	NON-CONFERENCE	0- 0	0- 1	4- 3				
3- 1	0- 0	0- 0	HOME	0- 0	0- 0	3- 1				
1- 4	0- 0	0- 1	AWAY	0- 0	0- 1	1- 2				
0- 0	0- 0	0- 0	NEUTRAL	0- 0	0- 0	0- 0				
6- 6	0- 0	0- 0	CONFERENCE	0- 0	0- 1	6- 5				
3- 4	0- 0	0- 0	HOME	0- 0	0- 1	3- 3				
3- 2	0- 0	0- 0	AWAY	0- 0	0- 0	3- 2				
0- 0	0- 0	0- 0	NEUTRAL	0- 0	0- 0	0- 0				

RPI S	Opponent	Score	RPI S	Opponent	Score	RPI S	Opponent	Score	RPI S	Opponent	Score	Team's RPI: 259
			43	A James Madison	53 93				118	H Campbell	55 70	
									119	A Florida	54 71	
									171	A Norfolk St.	46 49	
									173	A Hampton	55 72	
									188	H High Point	69 76	
									213	H Radford	61 62	
									214	H Brown	86 76	
									225	H Gardner-Webb	80 70	
									243	A UNC Asheville	54 51	
									243	H UNC Asheville	73 56	
									253	A Winthrop	63 74	
									261	H UNCW	59 58	
									262	H East Carolina	61 64	
									265	A Wofford	76 79	
									266	H Delaware St.	78 62	
									303	A Presbyterian	71 60	
									303	H Presbyterian	77 82	
									315	A UMES	71 62	
									337	A USC Upstate	70 62	
									341	H Charleston So.	84 64	
LAST 10 Division I												
			303	H Presbyterian	77 82				188	H High Point	69 76	
			243	A UNC Asheville	54 51				213	H Radford	61 62	
			173	A Hampton	55 72				337	A USC Upstate	70 62	
			243	H UNC Asheville	73 56				341	H Charleston So.	84 64	
			253	A Winthrop	63 74				118	H Campbell	55 70	

Non-Div I Games:

Longwood

■ Loss,
 ■ Non-Conf,
 ■ S Site,
 ■ H Home
 ■ A Away
 N Neutral

Average RPI Win:	247	WON-LOST	WINNING	LAST 10	STRENGTH OF	OPP. STRENGTH	TEAM	ADJ.	CONF.	ADJ CONF.
Average RPI Loss:	167	RECORD	PCT. RANK	GAMES	SCHEDULE	OF SCHEDULE	RPI	RPI	RPI	RPI
DIV. I ONLY	11- 9	141	5-5	226	250	168	168	21	21	
DIV. I NON-CONF.	5- 4	140	0	232	246	146	146	19	19	
TOTALS	RPI 1-25	RPI 26-50	W-L RECORDS	RPI 51-100	RPI 101-150	RPI 150+				
11- 9	0- 1	0- 0	OVERALL	1- 1	0- 1	10- 6				
5- 3	0- 1	0- 0	HOME	0- 1	0- 0	5- 1				
6- 6	0- 0	0- 0	AWAY	1- 0	0- 1	5- 5				
0- 0	0- 0	0- 0	NEUTRAL	0- 0	0- 0	0- 0				
5- 4	0- 1	0- 0	NON-CONFERENCE	0- 0	0- 0	5- 3				
2- 1	0- 1	0- 0	HOME	0- 0	0- 0	2- 0				
3- 3	0- 0	0- 0	AWAY	0- 0	0- 0	3- 3				
0- 0	0- 0	0- 0	NEUTRAL	0- 0	0- 0	0- 0				
6- 5	0- 0	0- 0	CONFERENCE	1- 1	0- 1	5- 3				
3- 2	0- 0	0- 0	HOME	0- 1	0- 0	3- 1				
3- 3	0- 0	0- 0	AWAY	1- 0	0- 1	2- 2				
0- 0	0- 0	0- 0	NEUTRAL	0- 0	0- 0	0- 0				

RPI 1-25				RPI 26-50				RPI 51-100				RPI 101+ Team's RPI: 168			
RPI	S	Opponent	Score	RPI	S	Opponent	Score	RPI	S	Opponent	Score	RPI	S	Opponent	Score
13	H	Mississippi St.	48 64					61	A	Troy	79 73	127	A	UT Arlington	52 79
								61	H	Troy	64 67	157	A	Jackson St.	54 65
												167	A	New Orleans	65 60
												170	A	Sam Houston St.	73 77
												183	H	Little Rock	44 59
												223	H	Southeastern La.	60 50
												229	A	Lamar University	74 63
												234	A	South Alabama	63 78
												234	H	South Alabama	73 68
												240	H	Arkansas St.	83 43
												260	A	North Texas	66 69
												278	A	Ole Miss	53 42
												295	A	Texas St.	73 67
												298	A	Ga. Southern	67 83
												316	A	Georgia St.	75 65
												334	H	McNeese	75 55
												345	H	La.-Monroe	68 55
LAST 10 Division I															
				61	H	Troy	64 67	295	A	Texas St.	73 67				
				234	A	South Alabama	63 78	127	A	UT Arlington	52 79				
				183	H	Little Rock	44 59	61	A	Troy	79 73				
				345	H	La.-Monroe	68 55	234	H	South Alabama	73 68				
				240	H	Arkansas St.	83 43	298	A	Ga. Southern	67 83				

Non-Div I Games: Loyola (LA) 67 51 Xavier (LA) 62 49

Louisiana

Loss, Non-Conf, S Site, H Home A Away N Neutral

Average RPI Win:	224	WON-LOST	WINNING	LAST 10	STRENGTH OF	OPP. STRENGTH	TEAM	ADJ.	CONF.	ADJ CONF.
Average RPI Loss:	154	RECORD	PCT. RANK	GAMES	SCHEDULE	OF SCHEDULE	RPI	RPI	RPI	RPI
DIV. I ONLY	9- 11	211	3-7	213	167	242	242	13	13	
DIV. I NON-CONF.	6- 3	90	0	334	280	226	226	14	14	
TOTALS	RPI 1-25	RPI 26-50	W-L RECORDS	RPI 51-100	RPI 101-150	RPI 150+				
9- 11	0- 0	0- 2	OVERALL	1- 2	0- 2	8- 5				
8- 4	0- 0	0- 1	HOME	1- 0	0- 2	7- 1				
1- 7	0- 0	0- 1	AWAY	0- 2	0- 0	1- 4				
0- 0	0- 0	0- 0	NEUTRAL	0- 0	0- 0	0- 0				
6- 3	0- 0	0- 0	NON-CONFERENCE	0- 0	0- 1	6- 2				
5- 1	0- 0	0- 0	HOME	0- 0	0- 1	5- 0				
1- 2	0- 0	0- 0	AWAY	0- 0	0- 0	1- 2				
0- 0	0- 0	0- 0	NEUTRAL	0- 0	0- 0	0- 0				
3- 8	0- 0	0- 2	CONFERENCE	1- 2	0- 1	2- 3				
3- 3	0- 0	0- 1	HOME	1- 0	0- 1	2- 1				
0- 5	0- 0	0- 1	AWAY	0- 2	0- 0	0- 2				
0- 0	0- 0	0- 0	NEUTRAL	0- 0	0- 0	0- 0				

RPI 1-25				RPI 26-50				RPI 51-100				RPI 101+				Team's RPI: 242
RPI	S	Opponent	Score	RPI	S	Opponent	Score	RPI	S	Opponent	Score	RPI	S	Opponent	Score	
				30	H	Western Ky.	75 84	62	H	Middle Tenn.	78 60	110	H	UAB	51 71	
				32	A	Old Dominion	61 77	76	A	Charlotte	37 55	146	H	Wichita St.	80 88	
								87	A	Rice	47 60	155	A	Houston	53 67	
												163	H	Memphis	83 74	
												183	A	Little Rock	43 38	
												211	H	UTEP	87 80	
												216	A	Southern Miss.	60 66	
												223	H	Southeastern La.	92 78	
												240	H	Arkansas St.	67 54	
												247	H	Marshall	60 50	
												260	A	North Texas	69 74	
												278	A	Ole Miss	53 76	
												300	H	UTSA	73 82	
												334	H	McNeese	79 54	
												349	H	Grambling	70 66	
LAST 10 Division I																
				247	H	Marshall	60 50	62	H	Middle Tenn.	78 60					
				30	H	Western Ky.	75 84	260	A	North Texas	69 74					
				32	A	Old Dominion	61 77	87	A	Rice	47 60					
				76	A	Charlotte	37 55	211	H	UTEP	87 80					
				110	H	UAB	51 71	300	H	UTSA	73 82					

Non-Div I Games: Loyola (LA) 71 52 LSU-Alexandria 93 61

Louisiana Tech

Loss, Non-Conf, S Site, H Home A Away N Neutral

Louisville

Through Games Of Feb. 8, 2020

Average RPI Win:	104	WON-LOST	WINNING	LAST 10	STRENGTH OF	OPP. STRENGTH	TEAM	ADJ.	CONF.	ADJ CONF.
Average RPI Loss:	25	RECORD	PCT. RANK	GAMES	SCHEDULE	OF SCHEDULE	RPI	RPI	RPI	RPI
DIV. I ONLY	21- 2	7	9-1	38	2	6	6	5	5	
DIV. I NON-CONF.	11- 1	13	0	9	6	1	1	3	3	
TOTALS	RPI 1-25	RPI 26-50	W-L RECORDS	RPI 51-100	RPI 101-150	RPI 150+				
21- 2	2- 1	5- 1	OVERALL	6- 0	3- 0	5- 0				
10- 1	1- 1	3- 0	HOME	1- 0	2- 0	3- 0				
8- 1	0- 0	1- 1	AWAY	5- 0	0- 0	2- 0				
3- 0	1- 0	1- 0	NEUTRAL	0- 0	1- 0	0- 0				
11- 1	2- 0	3- 1	NON-CONFERENCE	1- 0	2- 0	3- 0				
5- 0	1- 0	1- 0	HOME	0- 0	1- 0	2- 0				
3- 1	0- 0	1- 1	AWAY	1- 0	0- 0	1- 0				
3- 0	1- 0	1- 0	NEUTRAL	0- 0	1- 0	0- 0				
10- 1	0- 1	2- 0	CONFERENCE	5- 0	1- 0	2- 0				
5- 1	0- 1	2- 0	HOME	1- 0	1- 0	1- 0				
5- 0	0- 0	0- 0	AWAY	4- 0	0- 0	1- 0				
0- 0	0- 0	0- 0	NEUTRAL	0- 0	0- 0	0- 0				

RPI	S	Opponent	Score	RPI	S	Opponent	Score	RPI	S	Opponent	Score	RPI	S	Opponent	Score
1	N	Oregon	72 62	26	A	Kentucky	67 66	59	A	Miami (FL)	87 41	112	H	Wake Forest	75 61
18	H	Central Mich.	76 63	28	A	Ohio St.	60 67	67	A	North Carolina	74 67	124	H	Boise St.	98 82
22	H	Florida St.	59 67	30	H	Western Ky.	75 56	71	A	UT Martin	71 63	127	N	UT Arlington	76 67
				39	H	Duke	60 55	79	A	Boston College	81 70	186	A	Clemson	75 50
				49	N	Oklahoma St.	69 48	94	A	Notre Dame	86 54	203	A	Northern Ky.	85 57
				50	H	Virginia	71 56	99	H	Syracuse	62 58	231	H	Chattanooga	86 37
												239	H	Murray St.	76 40
												275	H	Pittsburgh	83 49
LAST 10 Division I															
				22	H	Florida St.	59 67	79	A	Boston College	81 70				
				94	A	Notre Dame	86 54	112	H	Wake Forest	75 61				
				275	H	Pittsburgh	83 49	59	A	Miami (FL)	87 41				
				50	H	Virginia	71 56	39	H	Duke	60 55				
				67	A	North Carolina	74 67	186	A	Clemson	75 50				

Non-Div I Games:

Louisville

■ Loss,
 ■ Non-Conf, S Site,
 ■ Home
 ■ Away
 N Neutral

Average RPI Win:	249	WON-LOST	WINNING	LAST 10	STRENGTH OF	OPP. STRENGTH	TEAM	ADJ.	CONF.	ADJ CONF.
Average RPI Loss:	72	RECORD	PCT. RANK	GAMES	SCHEDULE	OF SCHEDULE	RPI	RPI	RPI	RPI
DIV. I ONLY	15- 7	69	6-4	265	143	133	133	7	7	
DIV. I NON-CONF.	9- 2	38	0	296	316	127	127	7	7	
TOTALS	RPI 1-25	RPI 26-50	W-L RECORDS	RPI 51-100	RPI 101-150	RPI 150+				
15- 7	0- 3	0- 1	OVERALL	2- 1	1- 0	12- 2				
7- 4	0- 2	0- 1	HOME	2- 0	0- 0	5- 1				
8- 3	0- 1	0- 0	AWAY	0- 1	1- 0	7- 1				
0- 0	0- 0	0- 0	NEUTRAL	0- 0	0- 0	0- 0				
9- 2	0- 1	0- 0	NON-CONFERENCE	0- 0	1- 0	8- 1				
3- 2	0- 1	0- 0	HOME	0- 0	0- 0	3- 1				
6- 0	0- 0	0- 0	AWAY	0- 0	1- 0	5- 0				
0- 0	0- 0	0- 0	NEUTRAL	0- 0	0- 0	0- 0				
6- 5	0- 2	0- 1	CONFERENCE	2- 1	0- 0	4- 1				
4- 2	0- 1	0- 1	HOME	2- 0	0- 0	2- 0				
2- 3	0- 1	0- 0	AWAY	0- 1	0- 0	2- 1				
0- 0	0- 0	0- 0	NEUTRAL	0- 0	0- 0	0- 0				

RPI 1-25				RPI 26-50				RPI 51-100				RPI 101+ Team's RPI: 133			
RPI	S	Opponent	Score	RPI	S	Opponent	Score	RPI	S	Opponent	Score	RPI	S	Opponent	Score
5	H	Missouri St.	72 74	42	H	Bradley	47 60	52	A	UNI	50 70	142	A	Portland	78 64
20	H	DePaul	76 83					78	H	Southern Ill.	51 49	177	H	Western Mich.	60 70
25	A	Drake	52 80					80	H	Illinois St.	69 64	182	A	Valparaiso	64 66
												202	H	Dartmouth	61 40
												219	A	UMKC	72 67
												221	A	Eastern Ill.	67 51
												251	H	Bowling Green	84 76
												282	A	Indiana St.	58 51
												282	H	Indiana St.	65 55
												305	H	Vermont	78 76
												327	A	Evansville	71 61
												327	H	Evansville	77 47
												328	A	Detroit Mercy	89 60
												338	A	SIUE	63 50
												350	A	Chicago St.	98 53
LAST 10 Division I															
327	H	Evansville	77 47	80	H	Illinois St.	69 64								
282	H	Indiana St.	65 55	42	H	Bradley	47 60								
25	A	Drake	52 80	282	A	Indiana St.	58 51								
52	A	UNI	50 70	327	A	Evansville	71 61								
182	A	Valparaiso	64 66	78	H	Southern Ill.	51 49								

Non-Div I Games:

Loyola Chicago

Loyola Maryland

Through Games Of Feb. 8, 2020

Average RPI Win:	247	WON-LOST	WINNING	LAST 10	STRENGTH OF	OPP. STRENGTH	TEAM	ADJ.	CONF.	ADJ CONF.
Average RPI Loss:	143	RECORD	PCT. RANK	GAMES	SCHEDULE	OF SCHEDULE	RPI	RPI	RPI	RPI
DIV. I ONLY	6- 16	293	3-7	131	182	254	254	15	15	
DIV. I NON-CONF.	3- 8	268	0	191	207	257	257	15	15	
TOTALS	RPI 1-25	RPI 26-50	W-L RECORDS	RPI 51-100	RPI 101-150	RPI 150+				
6- 16	0- 2	0- 0	OVERALL	1- 3	0- 4	5- 7				
4- 5	0- 0	0- 0	HOME	1- 1	0- 3	3- 1				
2- 10	0- 2	0- 0	AWAY	0- 2	0- 1	2- 5				
0- 1	0- 0	0- 0	NEUTRAL	0- 0	0- 0	0- 1				
3- 8	0- 2	0- 0	NON-CONFERENCE	0- 1	0- 0	3- 5				
2- 1	0- 0	0- 0	HOME	0- 0	0- 0	2- 1				
1- 6	0- 2	0- 0	AWAY	0- 1	0- 0	1- 3				
0- 1	0- 0	0- 0	NEUTRAL	0- 0	0- 0	0- 1				
3- 8	0- 0	0- 0	CONFERENCE	1- 2	0- 4	2- 2				
2- 4	0- 0	0- 0	HOME	1- 1	0- 3	1- 0				
1- 4	0- 0	0- 0	AWAY	0- 1	0- 1	1- 2				
0- 0	0- 0	0- 0	NEUTRAL	0- 0	0- 0	0- 0				

RPI 1-25				RPI 26-50				RPI 51-100				RPI 101+ Team's RPI: 254			
RPI	S	Opponent	Score	RPI	S	Opponent	Score	RPI	S	Opponent	Score	RPI	S	Opponent	Score
3	A	Maryland	45 105					74	A	Bucknell	42 66	125	H	Lehigh	53 55
17	A	Northwestern	46 67					74	H	Bucknell	60 50	140	H	Holy Cross	56 64
								84	H	Colgate	74 76	150	A	Boston U.	42 44
								94	A	Notre Dame	60 84	150	H	Boston U.	39 41
												156	A	Lafayette	52 55
												159	N	Wright St.	51 66
												175	A	American	44 63
												181	A	Fla. Atlantic	61 72
												202	H	Dartmouth	72 56
												204	A	Mt. St. Mary's	75 81
												267	H	Howard	69 75
												284	H	Monmouth	64 48
												297	A	Navy	50 44
												301	H	Army West Point	68 59
												311	A	St. Francis Brooklyn	78 89
												324	A	Fairleigh Dickinson	75 46
LAST 10 Division I															
74	A	Bucknell	42 66	301	H	Army West Point	68 59								
297	A	Navy	50 44	150	A	Boston U.	42 44								
150	H	Boston U.	39 41	156	A	Lafayette	52 55								
74	H	Bucknell	60 50	84	H	Colgate	74 76								
175	A	American	44 63	125	H	Lehigh	53 55								

Non-Div I Games:

Loyola Maryland

Loss, Non-Conf, S Site, H Home A Away N Neutral

Maine

Through Games Of Feb. 8, 2020

Average RPI Win: 278	WON-LOST	WINNING	LAST 10	STRENGTH OF	OPP. STRENGTH	TEAM	ADJ.	CONF.	ADJ CONF.
Average RPI Loss: 127	RECORD	PCT. RANK	GAMES	SCHEDULE	OF SCHEDULE	RPI	RPI	RPI	RPI
DIV. I ONLY	9- 14	238	6-4	182	207	237	237	28	28
DIV. I NON-CONF.	3- 10	282	0	77	53	231	231	28	28
TOTALS	RPI 1-25	RPI 26-50	W-L RECORDS	RPI 51-100	RPI 101-150	RPI 150+			
9- 14	0- 2	0- 1	OVERALL	0- 4	1- 2	8- 5			
6- 4	0- 0	0- 0	HOME	0- 1	1- 2	5- 1			
3- 7	0- 1	0- 0	AWAY	0- 2	0- 0	3- 4			
0- 3	0- 1	0- 1	NEUTRAL	0- 1	0- 0	0- 0			
3- 10	0- 2	0- 1	NON-CONFERENCE	0- 3	1- 2	2- 2			
2- 3	0- 0	0- 0	HOME	0- 1	1- 2	1- 0			
1- 4	0- 1	0- 0	AWAY	0- 1	0- 0	1- 2			
0- 3	0- 1	0- 1	NEUTRAL	0- 1	0- 0	0- 0			
6- 4	0- 0	0- 0	CONFERENCE	0- 1	0- 0	6- 3			
4- 1	0- 0	0- 0	HOME	0- 0	0- 0	4- 1			
2- 3	0- 0	0- 0	AWAY	0- 1	0- 0	2- 2			
0- 0	0- 0	0- 0	NEUTRAL	0- 0	0- 0	0- 0			

RPI 1-25				RPI 26-50				RPI 51-100				RPI 101+ Team's RPI: 237			
RPI	S	Opponent	Score	RPI	S	Opponent	Score	RPI	S	Opponent	Score	RPI	S	Opponent	Score
14	A	NC State	34 62	29	N	Arizona St.	31 57	60	A	Drexel	57 70	137	H	Green Bay	61 60
25	N	Drake	62 94					68	N	Dayton	49 78	138	H	Northeastern	58 66
								77	A	Stony Brook	69 73	150	H	Boston U.	49 62
								98	H	Harvard	40 69	191	A	Binghamton	63 73
												197	A	Delaware	69 56
												202	A	Dartmouth	41 57
												214	A	Brown	70 76
												215	A	UMass Lowell	57 66
												257	H	New Hampshire	67 50
												296	H	UMBC	54 74
												297	H	Navy	46 41
												305	A	Vermont	65 47
												305	H	Vermont	70 59
												309	H	Albany (NY)	60 49
												348	A	Hartford	69 52
												348	H	Hartford	87 73
LAST 10 Division I															
305	H	Vermont	70 59	215	A	UMass Lowell	57 66								
348	A	Hartford	69 52	309	H	Albany (NY)	60 49								
296	H	UMBC	54 74	257	H	New Hampshire	67 50								
305	A	Vermont	65 47	77	A	Stony Brook	69 73								
191	A	Binghamton	63 73	348	H	Hartford	87 73								

Non-Div I Games: Husson 104 43

Maine

■ Loss,
 ■ Non-Conf,
 ■ S Site,
 ■ H Home
 ■ A Away
 N Neutral

Average RPI Win: 288	WON-LOST	WINNING	LAST 10	STRENGTH OF	OPP. STRENGTH	TEAM	ADJ.	CONF.	ADJ CONF.
Average RPI Loss: 139	RECORD	PCT. RANK	GAMES	SCHEDULE	OF SCHEDULE	RPI	RPI	RPI	RPI
DIV. I ONLY	9- 13	230	4-6	178	303	230	230	24	24
DIV. I NON-CONF.	3- 6	235	0	84	249	206	206	25	25
TOTALS	RPI 1-25	RPI 26-50	W-L RECORDS	RPI 51-100	RPI 101-150	RPI 150+			
9- 13	0- 0	0- 0	OVERALL	0- 7	0- 1	9- 5			
6- 4	0- 0	0- 0	HOME	0- 2	0- 1	6- 1			
3- 9	0- 0	0- 0	AWAY	0- 5	0- 0	3- 4			
0- 0	0- 0	0- 0	NEUTRAL	0- 0	0- 0	0- 0			
3- 6	0- 0	0- 0	NON-CONFERENCE	0- 4	0- 1	3- 1			
2- 2	0- 0	0- 0	HOME	0- 1	0- 1	2- 0			
1- 4	0- 0	0- 0	AWAY	0- 3	0- 0	1- 1			
0- 0	0- 0	0- 0	NEUTRAL	0- 0	0- 0	0- 0			
6- 7	0- 0	0- 0	CONFERENCE	0- 3	0- 0	6- 4			
4- 2	0- 0	0- 0	HOME	0- 1	0- 0	4- 1			
2- 5	0- 0	0- 0	AWAY	0- 2	0- 0	2- 3			
0- 0	0- 0	0- 0	NEUTRAL	0- 0	0- 0	0- 0			

RPI S	Opponent	Score	RPI S	Opponent	Score	RPI S	Opponent	Score	RPI S	Opponent	Score	Team's RPI: 230
						66	A Nebraska	51 71	105	H Duquesne	65 76	
						77	A Stony Brook	54 59	156	A Lafayette	53 60	
						81	A Marist	53 74	179	A Quinnipiac	58 70	
						81	H Marist	66 71	202	H Dartmouth	70 58	
						92	A Villanova	51 63	220	A Fairfield	47 87	
						95	H Fordham	45 51	226	H Iona	54 32	
						97	A Rider	53 76	269	H Niagara	68 65	
									274	A Siena	80 50	
									274	H Siena	49 59	
									284	A Monmouth	60 62	
									301	H Army West Point	86 56	
									324	A Fairleigh Dickinson	62 61	
									329	A Saint Peter's	85 52	
									329	H Saint Peter's	68 64	
									339	H Canisius	68 50	
LAST 10 Division I												
			81	A Marist	53 74	220	A Fairfield	47 87				
			274	H Siena	49 59	81	H Marist	66 71				
			329	H Saint Peter's	68 64	274	A Siena	80 50				
			97	A Rider	53 76	179	A Quinnipiac	58 70				
			226	H Iona	54 32	329	A Saint Peter's	85 52				

Non-Div I Games:

Manhattan

■ Loss,
 ■ Non-Conf,
 ■ S Site,
 ■ H Home
 ■ A Away
 N Neutral

Average RPI Win: 228	WON-LOST	WINNING	LAST 10	STRENGTH OF	OPP. STRENGTH	TEAM	ADJ.	CONF.	ADJ CONF.
Average RPI Loss: 89	RECORD	PCT. RANK	GAMES	SCHEDULE	OF SCHEDULE	RPI	RPI	RPI	RPI
DIV. I ONLY	17- 4	31	8-2	221	184	81	81	24	24
DIV. I NON-CONF.	7- 2	54	0	81	52	45	45	25	25
TOTALS	RPI 1-25	RPI 26-50	W-L RECORDS	RPI 51-100	RPI 101-150	RPI 150+			
17- 4	0- 2	0- 0	OVERALL	1- 1	4- 0	12- 1			
8- 2	0- 1	0- 0	HOME	0- 1	2- 0	6- 0			
7- 2	0- 1	0- 0	AWAY	0- 0	2- 0	5- 1			
2- 0	0- 0	0- 0	NEUTRAL	1- 0	0- 0	1- 0			
7- 2	0- 2	0- 0	NON-CONFERENCE	1- 0	4- 0	2- 0			
3- 1	0- 1	0- 0	HOME	0- 0	2- 0	1- 0			
2- 1	0- 1	0- 0	AWAY	0- 0	2- 0	0- 0			
2- 0	0- 0	0- 0	NEUTRAL	1- 0	0- 0	1- 0			
10- 2	0- 0	0- 0	CONFERENCE	0- 1	0- 0	10- 1			
5- 1	0- 0	0- 0	HOME	0- 1	0- 0	5- 0			
5- 1	0- 0	0- 0	AWAY	0- 0	0- 0	5- 1			
0- 0	0- 0	0- 0	NEUTRAL	0- 0	0- 0	0- 0			

RPI 1-25				RPI 26-50				RPI 51-100 Team's RPI: 81				RPI 101+			
RPI	S	Opponent	Score	RPI	S	Opponent	Score	RPI	S	Opponent	Score	RPI	S	Opponent	Score
18	A	Central Mich.	54 77					93	N	North Florida	69 54	127	A	UT Arlington	73 57
19	H	Princeton	50 62					97	H	Rider	72 76	137	H	Green Bay	72 60
												144	H	Elon	63 55
												150	A	Boston U.	89 75
												179	H	Quinnipiac	73 60
												220	A	Fairfield	48 52
												226	A	Iona	73 56
												230	A	Manhattan	71 66
												230	H	Manhattan	74 53
												269	A	Niagara	94 67
												269	H	Niagara	82 57
												276	N	Lipscomb	74 63
												284	A	Monmouth	74 53
												284	H	Monmouth	76 66
												309	H	Albany (NY)	76 52
												329	H	Saint Peter's	96 76
												339	A	Canisius	90 59
LAST 10 Division I															
230	H	Manhattan	74 53	179	H	Quinnipiac	73 60								
226	A	Iona	73 56	230	A	Manhattan	71 66								
269	H	Niagara	82 57	97	H	Rider	72 76								
220	A	Fairfield	48 52	269	A	Niagara	94 67								
284	A	Monmouth	74 53	339	A	Canisius	90 59								

Non-Div I Games:

Marist

■ Loss,
 ■ Non-Conf,
 S Site,
 ■ Home
 ■ Away
 N Neutral

Average RPI Win:	151	WON-LOST	WINNING	LAST 10	STRENGTH OF	OPP. STRENGTH	TEAM	ADJ.	CONF.	ADJ CONF.
Average RPI Loss:	41	RECORD	PCT. RANK	GAMES	SCHEDULE	OF SCHEDULE	RPI	RPI	RPI	RPI
DIV. I ONLY	17- 6	43	8-2	73	55	36	36	6	6	
DIV. I NON-CONF.	9- 2	38	0	78	60	44	44	6	6	
TOTALS	RPI 1-25	RPI 26-50	W-L RECORDS	RPI 51-100	RPI 101-150	RPI 150+				
17- 6	0- 3	1- 1	OVERALL	6- 1	3- 1	7- 0				
10- 2	0- 2	1- 0	HOME	5- 0	1- 0	3- 0				
6- 4	0- 1	0- 1	AWAY	1- 1	2- 1	3- 0				
1- 0	0- 0	0- 0	NEUTRAL	0- 0	0- 0	1- 0				
9- 2	0- 2	0- 0	NON-CONFERENCE	3- 0	1- 0	5- 0				
4- 2	0- 2	0- 0	HOME	2- 0	0- 0	2- 0				
4- 0	0- 0	0- 0	AWAY	1- 0	1- 0	2- 0				
1- 0	0- 0	0- 0	NEUTRAL	0- 0	0- 0	1- 0				
8- 4	0- 1	1- 1	CONFERENCE	3- 1	2- 1	2- 0				
6- 0	0- 0	1- 0	HOME	3- 0	1- 0	1- 0				
2- 4	0- 1	0- 1	AWAY	0- 1	1- 1	1- 0				
0- 0	0- 0	0- 0	NEUTRAL	0- 0	0- 0	0- 0				

RPI 1-25				RPI 26-50				Team's RPI: 36				RPI 51-100				RPI 101+			
RPI	S	Opponent	Score	RPI	S	Opponent	Score	RPI	S	Opponent	Score	RPI	S	Opponent	Score	RPI	S	Opponent	Score
13	H	Mississippi St.	68 74	31	A	Creighton	62 72	56	H	St. John's (NY)	94 85	103	A	Butler	55 61				
17	H	Northwestern	56 64	31	H	Creighton	52 50	58	H	Belmont	53 51	137	A	Green Bay	60 47				
20	A	DePaul	71 89					64	A	Seton Hall	60 72	141	A	Providence	60 50				
								64	H	Seton Hall	81 60	141	H	Providence	85 55				
								70	A	South Dakota St.	65 58	158	A	Saint Mary's (CA)	77 63				
								80	H	Illinois St.	58 41	233	A	Milwaukee	78 56				
								92	H	Villanova	57 52	241	H	Georgetown	73 51				
												245	A	Xavier	80 60				
												248	N	Tulsa	61 60				
												255	H	Morgan St.	70 48				
												311	H	St. Francis Brooklyn	92 71				
LAST 10 Division I																			
64	A	Seton Hall	60 72	245	A	Xavier	80 60												
31	H	Creighton	52 50	103	A	Butler	55 61												
141	H	Providence	85 55	64	H	Seton Hall	81 60												
92	H	Villanova	57 52	56	H	St. John's (NY)	94 85												
241	H	Georgetown	73 51	141	A	Providence	60 50												

Non-Div I Games:

Marquette

■ Loss,
■ Non-Conf,
■ S Site,
■ H Home
■ A Away
N Neutral

Average RPI Win: 223	WON-LOST	WINNING	LAST 10	STRENGTH OF	OPP. STRENGTH	TEAM	ADJ.	CONF.	ADJ CONF.
Average RPI Loss: 149	RECORD	PCT. RANK	GAMES	SCHEDULE	OF SCHEDULE	RPI	RPI	RPI	RPI
DIV. I ONLY	7- 13	262	4-6	208	144	247	247	13	13
DIV. I NON-CONF.	3- 6	235	0	337	221	319	319	14	14
TOTALS	RPI 1-25	RPI 26-50	W-L RECORDS	RPI 51-100	RPI 101-150	RPI 150+			
7- 13	0- 0	0- 3	OVERALL	0- 4	1- 0	6- 6			
4- 5	0- 0	0- 1	HOME	0- 1	1- 0	3- 3			
3- 8	0- 0	0- 2	AWAY	0- 3	0- 0	3- 3			
0- 0	0- 0	0- 0	NEUTRAL	0- 0	0- 0	0- 0			
3- 6	0- 0	0- 1	NON-CONFERENCE	0- 1	0- 0	3- 4			
2- 2	0- 0	0- 0	HOME	0- 0	0- 0	2- 2			
1- 4	0- 0	0- 1	AWAY	0- 1	0- 0	1- 2			
0- 0	0- 0	0- 0	NEUTRAL	0- 0	0- 0	0- 0			
4- 7	0- 0	0- 2	CONFERENCE	0- 3	1- 0	3- 2			
2- 3	0- 0	0- 1	HOME	0- 1	1- 0	1- 1			
2- 4	0- 0	0- 1	AWAY	0- 2	0- 0	2- 1			
0- 0	0- 0	0- 0	NEUTRAL	0- 0	0- 0	0- 0			

RPI 1-25				RPI 26-50				RPI 51-100				RPI 101+ Team's RPI: 247			
RPI	S	Opponent	Score	RPI	S	Opponent	Score	RPI	S	Opponent	Score	RPI	S	Opponent	Score
				30	H	Western Ky.	65 74	53	A	Ohio	51 67	110	H	UAB	61 56
				32	A	Old Dominion	46 57	62	H	Middle Tenn.	55 75	171	H	Norfolk St.	75 69
				47	A	Rutgers	41 66	76	A	Charlotte	46 52	181	H	Fla. Atlantic	85 75
								87	A	Rice	43 81	189	A	Towson	56 59
												216	A	Southern Miss.	80 65
												242	A	Louisiana Tech	50 60
												251	H	Bowling Green	69 82
												255	H	Morgan St.	52 57
												260	A	North Texas	68 59
												282	A	Indiana St.	72 60
												289	H	FIU	65 68
												327	A	Evansville	62 66
												343	H	Coppin St.	60 47
LAST 10 Division I															
				242	A	Louisiana Tech	50 60	32	A	Old Dominion	46 57				
				216	A	Southern Miss.	80 65	76	A	Charlotte	46 52				
				181	H	Fla. Atlantic	85 75	110	H	UAB	61 56				
				289	H	FIU	65 68	62	H	Middle Tenn.	55 75				
				30	H	Western Ky.	65 74	260	A	North Texas	68 59				

Non-Div I Games: Alderson Broadus 85 41 Ky. Christian 89 40

Marshall

Loss, Non-Conf, S Site, H Home A Away N Neutral

Average RPI Win: 115	WON-LOST	WINNING	LAST 10	STRENGTH OF	OPP. STRENGTH	TEAM	ADJ.	CONF.	ADJ CONF.
Average RPI Loss: 11	RECORD	PCT. RANK	GAMES	SCHEDULE	OF SCHEDULE	RPI	RPI	RPI	RPI
DIV. I ONLY	19- 4	22	9-1	10	6	3	3	2	2
DIV. I NON-CONF.	9- 2	38	0	85	61	37	37	2	2
TOTALS	RPI 1-25	RPI 26-50	W-L RECORDS	RPI 51-100	RPI 101-150	RPI 150+			
19- 4	3- 4	5- 0	OVERALL	2- 0	1- 0	8- 0			
11- 1	2- 1	2- 0	HOME	1- 0	1- 0	5- 0			
6- 3	1- 3	3- 0	AWAY	0- 0	0- 0	2- 0			
2- 0	0- 0	0- 0	NEUTRAL	1- 0	0- 0	1- 0			
9- 2	0- 2	1- 0	NON-CONFERENCE	1- 0	0- 0	7- 0			
5- 1	0- 1	0- 0	HOME	0- 0	0- 0	5- 0			
2- 1	0- 1	1- 0	AWAY	0- 0	0- 0	1- 0			
2- 0	0- 0	0- 0	NEUTRAL	1- 0	0- 0	1- 0			
10- 2	3- 2	4- 0	CONFERENCE	1- 0	1- 0	1- 0			
6- 0	2- 0	2- 0	HOME	1- 0	1- 0	0- 0			
4- 2	1- 2	2- 0	AWAY	0- 0	0- 0	1- 0			
0- 0	0- 0	0- 0	NEUTRAL	0- 0	0- 0	0- 0			

RPI 1-25				RPI 26-50				RPI 51-100				RPI 101+			
RPI	S	Opponent	Score	RPI	S	Opponent	Score	RPI	S	Opponent	Score	RPI	S	Opponent	Score
2	H	South Carolina	54 63	28	A	Ohio St.	85 65	58	N	Belmont	90 26	101	H	Michigan St.	94 53
10	A	Iowa	61 66	28	H	Ohio St.	72 62	66	H	Nebraska	87 69	153	H	George Washington	88 54
14	A	NC State	59 66	35	A	Michigan	77 49					179	H	Quinnipiac	107 52
15	A	Indiana	79 69	35	H	Michigan	70 55					180	A	Illinois	79 60
15	H	Indiana	76 62	43	A	James Madison	70 68					186	N	Clemson	63 44
17	A	Northwestern	58 81									197	H	Delaware	99 55
17	H	Northwestern	70 61									254	H	Loyola Maryland	105 45
												280	H	Wagner	119 56
												316	A	Georgia St.	114 41
LAST 10 Division I															
				15	A	Indiana	79 69	15	H	Indiana	76 62				
				101	H	Michigan St.	94 53	66	H	Nebraska	87 69				
				28	A	Ohio St.	85 65	35	A	Michigan	77 49				
				17	H	Northwestern	70 61	10	A	Iowa	61 66				
				180	A	Illinois	79 60	28	H	Ohio St.	72 62				

Non-Div I Games:

Maryland

■ Loss,
■ Non-Conf, S Site,
■ Home
■ Away
N Neutral

Massachusetts

Through Games Of Feb. 8, 2020

Average RPI Win:	212	WON-LOST	WINNING	LAST 10	STRENGTH OF	OPP. STRENGTH	TEAM	ADJ.	CONF.	ADJ CONF.
Average RPI Loss:	145	RECORD	PCT. RANK	GAMES	SCHEDULE	OF SCHEDULE	RPI	RPI	RPI	RPI
DIV. I ONLY	15- 8	83	5-5	261	159	148	148	12	12	
DIV. I NON-CONF.	9- 3	63	0	290	277	148	148	12	12	
TOTALS	RPI 1-25	RPI 26-50	W-L RECORDS	RPI 51-100	RPI 101-150	RPI 150+				
15- 8	0- 0	0- 0	OVERALL	0- 2	5- 2	10- 4				
8- 4	0- 0	0- 0	HOME	0- 1	2- 2	6- 1				
7- 4	0- 0	0- 0	AWAY	0- 1	3- 0	4- 3				
0- 0	0- 0	0- 0	NEUTRAL	0- 0	0- 0	0- 0				
9- 3	0- 0	0- 0	NON-CONFERENCE	0- 1	2- 1	7- 1				
5- 2	0- 0	0- 0	HOME	0- 0	1- 1	4- 1				
4- 1	0- 0	0- 0	AWAY	0- 1	1- 0	3- 0				
0- 0	0- 0	0- 0	NEUTRAL	0- 0	0- 0	0- 0				
6- 5	0- 0	0- 0	CONFERENCE	0- 1	3- 1	3- 3				
3- 2	0- 0	0- 0	HOME	0- 1	1- 1	2- 0				
3- 3	0- 0	0- 0	AWAY	0- 0	2- 0	1- 3				
0- 0	0- 0	0- 0	NEUTRAL	0- 0	0- 0	0- 0				

RPI 1-25				RPI 26-50				RPI 51-100				RPI 101+				Team's RPI: 148	
RPI	S	Opponent	Score	RPI	S	Opponent	Score	RPI	S	Opponent	Score	RPI	S	Opponent	Score		
								56	A	St. John's (NY)	71	82	102	H	VCU	46	61
								95	H	Fordham	64	69	105	A	Duquesne	81	77
													108	A	Davidson	70	62
													136	H	Richmond	64	50
													140	H	Holy Cross	75	72
													141	H	Providence	63	72
													150	A	Boston U.	58	45
													153	A	George Washington	47	50
													190	A	Rhode Island	66	69
													201	H	La Salle	76	62
													208	H	Merrimack	64	79
													209	H	Saint Joseph's	61	43
													214	H	Brown	95	42
													215	A	UMass Lowell	74	58
													217	A	George Mason	56	73
													226	A	Iona	65	51
													257	H	New Hampshire	67	65
													274	H	Siena	61	55
													294	A	St. Bonaventure	62	52
													305	A	Vermont	83	49
													348	H	Hartford	74	48
LAST 10 Division I																	
				95	H	Fordham	64	69	102	H	VCU	46	61				
				217	A	George Mason	56	73	190	A	Rhode Island	66	69				
				108	A	Davidson	70	62	201	H	La Salle	76	62				
				136	H	Richmond	64	50	209	H	Saint Joseph's	61	43				
				153	A	George Washington	47	50	294	A	St. Bonaventure	62	52				

Non-Div I Games: Southern Conn. St. 86 43

Massachusetts

Loss, Non-Conf, S Site, H Home A Away N Neutral

RPI 1-25				RPI 26-50				RPI 51-100				RPI 101+				Team's RPI: 334	
RPI	S	Opponent	Score	RPI	S	Opponent	Score	RPI	S	Opponent	Score	RPI	S	Opponent	Score		
				41	A	Arkansas	58 101	87	H	Rice	50 81	106	A	SFA	51 82		
												110	A	UAB	70 97		
												113	H	Abilene Christian	73 90		
												114	H	A&M-Corpus Christi	59 73		
												167	A	New Orleans	59 78		
												168	A	Louisiana	55 75		
												170	A	Sam Houston St.	59 92		
												210	A	Central Ark.	49 70		
												210	H	Central Ark.	57 70		
												223	H	Southeastern La.	67 74		
												228	A	SMU	60 81		
												229	H	Lamar University	69 87		
												242	A	Louisiana Tech	54 79		
												286	A	Incarnate Word	56 73		
												291	A	Nicholls St.	63 79		
												323	H	Houston Baptist	88 72		
												333	H	Northwestern St.	61 51		
												345	H	La.-Monroe	72 69		
LAST 10 Division I																	
				210	A	Central Ark.	49 70	223	H	Southeastern La.	67 74						
				114	H	A&M-Corpus Christi	59 73	167	A	New Orleans	59 78						
				229	H	Lamar University	69 87	286	A	Incarnate Word	56 73						
				291	A	Nicholls St.	63 79	333	H	Northwestern St.	61 51						
				323	H	Houston Baptist	88 72	113	H	Abilene Christian	73 90						

Loss, Non-Conf, S Site, H Home A Away N Neutral

Average RPI Win:	204	WON-LOST	WINNING	LAST 10	STRENGTH OF	OPP. STRENGTH	TEAM	ADJ.	CONF.	ADJ CONF.
Average RPI Loss:	128	RECORD	PCT. RANK	GAMES	SCHEDULE	OF SCHEDULE	RPI	RPI	RPI	RPI
DIV. I ONLY	12- 11	168	3-7	154	124	163	163	9	9	
DIV. I NON-CONF.	9- 4	84	0	236	274	135	135	9	9	
TOTALS	RPI 1-25	RPI 26-50	W-L RECORDS	RPI 51-100	RPI 101-150	RPI 150+				
12- 11	0- 3	0- 0	OVERALL	1- 2	4- 1	7- 5				
8- 4	0- 1	0- 0	HOME	0- 1	2- 0	6- 2				
3- 6	0- 1	0- 0	AWAY	1- 1	1- 1	1- 3				
1- 1	0- 1	0- 0	NEUTRAL	0- 0	1- 0	0- 0				
9- 4	0- 1	0- 0	NON-CONFERENCE	1- 0	3- 0	5- 3				
5- 2	0- 0	0- 0	HOME	0- 0	1- 0	4- 2				
3- 1	0- 0	0- 0	AWAY	1- 0	1- 0	1- 1				
1- 1	0- 1	0- 0	NEUTRAL	0- 0	1- 0	0- 0				
3- 7	0- 2	0- 0	CONFERENCE	0- 2	1- 1	2- 2				
3- 2	0- 1	0- 0	HOME	0- 1	1- 0	2- 0				
0- 5	0- 1	0- 0	AWAY	0- 1	0- 1	0- 2				
0- 0	0- 0	0- 0	NEUTRAL	0- 0	0- 0	0- 0				

RPI 1-25				RPI 26-50				RPI 51-100				RPI 101+ Team's RPI: 163			
RPI	S	Opponent	Score	RPI	S	Opponent	Score	RPI	S	Opponent	Score	RPI	S	Opponent	Score
8	A	UConn	55 94					54	A	UCF	66 82	110	H	UAB	77 52
8	H	UConn	56 68					78	A	Southern Ill.	70 66	123	N	Kansas St.	72 68
21	N	LSU	58 89					83	H	Cincinnati	66 73	145	A	Tulane	55 59
												145	H	Tulane	64 62
												149	A	Toledo	83 76
												153	H	George Washington	63 64
												155	A	Houston	65 75
												183	A	Little Rock	68 50
												228	H	SMU	57 52
												240	H	Arkansas St.	78 50
												242	A	Louisiana Tech	74 83
												248	H	Tulsa	63 44
												262	A	East Carolina	65 71
												271	H	Alabama A&M	79 71
												272	H	Eastern Ky.	60 63
												318	H	Alcorn	57 51
												351	H	Mississippi Val.	91 54
LAST 10 Division I															
8	A	UConn	55 94	228	H	SMU	57 52	8	H	UConn	56 68				
145	H	Tulane	64 62					145	A	Tulane	55 59				
248	H	Tulsa	63 44					83	H	Cincinnati	66 73				
262	A	East Carolina	65 71					155	A	Houston	65 75				
54	A	UCF	66 82												

Non-Div I Games:

Memphis

■ Loss,
■ Non-Conf,
■ S Site,
■ H Home
■ A Away
N Neutral

Average RPI Win:	268	WON-LOST	WINNING	LAST 10	STRENGTH OF	OPP. STRENGTH	TEAM	ADJ.	CONF.	ADJ CONF.
Average RPI Loss:	180	RECORD	PCT. RANK	GAMES	SCHEDULE	OF SCHEDULE	RPI	RPI	RPI	RPI
DIV. I ONLY	5- 18	314	3-7	269	223	317	317	26	26	
DIV. I NON-CONF.	2- 12	318	0-1	242	192	318	318	22	22	
TOTALS	RPI 1-25	RPI 26-50	W-L RECORDS	RPI 51-100	RPI 101-150	RPI 150+				
5- 18	0- 0	0- 2	OVERALL	0- 2	0- 1	5- 13				
4- 6	0- 0	0- 1	HOME	0- 0	0- 0	4- 5				
1- 12	0- 0	0- 1	AWAY	0- 2	0- 1	1- 8				
0- 0	0- 0	0- 0	NEUTRAL	0- 0	0- 0	0- 0				
2- 12	0- 0	0- 2	NON-CONFERENCE	0- 2	0- 1	2- 7				
1- 5	0- 0	0- 1	HOME	0- 0	0- 0	1- 4				
1- 7	0- 0	0- 1	AWAY	0- 2	0- 1	1- 3				
0- 0	0- 0	0- 0	NEUTRAL	0- 0	0- 0	0- 0				
3- 6	0- 0	0- 0	CONFERENCE	0- 0	0- 0	3- 6				
3- 1	0- 0	0- 0	HOME	0- 0	0- 0	3- 1				
0- 5	0- 0	0- 0	AWAY	0- 0	0- 0	0- 5				
0- 0	0- 0	0- 0	NEUTRAL	0- 0	0- 0	0- 0				

RPI S	Opponent	Score	RPI S	Opponent	Score	RPI S	Opponent	Score	RPI S	Opponent	Score	Team's RPI: 317
30	H Western Ky.	62 75	65	A Alabama	56 111	119	A Florida	50 71				
40	A Yale	60 68	89	A Georgia	60 76	151	A UNC Greensboro	51 67				
						164	A Columbia	48 77				
						172	A Samford	64 72				
						184	H Jacksonville	83 87				
						186	H Clemson	61 65				
						199	A Furman	49 62				
						199	H Furman	61 55				
						225	H Gardner-Webb	62 65				
						227	A Kennesaw St.	64 92				
						231	H Chattanooga	55 48				
						252	A Appalachian St.	68 77				
						265	A Wofford	49 77				
						265	H Wofford	54 53				
						269	H ETSU	66 72				
						272	H Eastern Ky.	60 61				
						298	H Ga. Southern	62 52				
						335	A Western Caro.	40 51				
						346	A South Carolina St.	66 55				
LAST 10 Division I												
199	H Furman	61 55	269	H ETSU	66 72							
265	H Wofford	54 53	172	A Samford	64 72							
335	A Western Caro.	40 51	265	A Wofford	49 77							
151	A UNC Greensboro	51 67	199	A Furman	49 62							
231	H Chattanooga	55 48	164	A Columbia	48 77							

Non-Div I Games: LaGrange 74 47

Mercer

■ Loss,
 ■ Non-Conf,
 ■ S Site,
 ■ H Home
 ■ A Away
 N Neutral

Average RPI Win:	270	WON-LOST	WINNING	LAST 10	STRENGTH OF	OPP. STRENGTH	TEAM	ADJ.	CONF.	ADJ CONF.
Average RPI Loss:	195	RECORD	PCT. RANK	GAMES	SCHEDULE	OF SCHEDULE	RPI	RPI	RPI	RPI
DIV. I ONLY	12- 8	108	7-3	303	341	208	208	30	30	
DIV. I NON-CONF.	5- 4	140	0	209	278	157	157	31	31	
TOTALS	RPI 1-25	RPI 26-50	W-L RECORDS	RPI 51-100	RPI 101-150	RPI 150+				
12- 8	0- 0	0- 0	OVERALL	0- 0	1- 4	11- 4				
7- 3	0- 0	0- 0	HOME	0- 0	0- 2	7- 1				
5- 5	0- 0	0- 0	AWAY	0- 0	1- 2	4- 3				
0- 0	0- 0	0- 0	NEUTRAL	0- 0	0- 0	0- 0				
5- 4	0- 0	0- 0	NON-CONFERENCE	0- 0	1- 2	4- 2				
3- 1	0- 0	0- 0	HOME	0- 0	0- 1	3- 0				
2- 3	0- 0	0- 0	AWAY	0- 0	1- 1	1- 2				
0- 0	0- 0	0- 0	NEUTRAL	0- 0	0- 0	0- 0				
7- 4	0- 0	0- 0	CONFERENCE	0- 0	0- 2	7- 2				
4- 2	0- 0	0- 0	HOME	0- 0	0- 1	4- 1				
3- 2	0- 0	0- 0	AWAY	0- 0	0- 1	3- 1				
0- 0	0- 0	0- 0	NEUTRAL	0- 0	0- 0	0- 0				

RPI 1-25			RPI 26-50			RPI 51-100			RPI 101+			Team's RPI: 208
RPI	S	Opponent	Score	RPI	S	Opponent	Score	RPI	S	Opponent	Score	
								125	H	Lehigh	68	72
								140	A	Holy Cross	42	68
								143	A	Robert Morris	50	72
								143	H	Robert Morris	62	68
								148	A	Massachusetts	79	64
								180	A	Illinois	72	75
								202	A	Dartmouth	52	57
								204	H	Mt. St. Mary's	76	55
								214	A	Brown	72	57
								215	H	UMass Lowell	73	50
								257	H	New Hampshire	64	54
								263	A	Saint Francis (PA)	71	56
								292	A	Sacred Heart	60	63
								305	H	Vermont	78	53
								311	H	St. Francis Brooklyn	80	54
								319	H	Bryant	78	66
								324	H	Fairleigh Dickinson	62	51
								336	A	LIU Brooklyn	66	63
								336	H	LIU Brooklyn	60	68
								344	A	Central Conn. St.	65	56
LAST 10 Division I												
								336	A	LIU Brooklyn	66	63
								311	H	St. Francis Brooklyn	80	54
								336	H	LIU Brooklyn	60	68
								324	H	Fairleigh Dickinson	62	51
								263	A	Saint Francis (PA)	71	56
								143	A	Robert Morris	50	72
								204	H	Mt. St. Mary's	76	55
								344	A	Central Conn. St.	65	56
								319	H	Bryant	78	66
								143	H	Robert Morris	62	68

Non-Div I Games: Eastern Nazarene 82 50 Fisher 81 42

Merrimack

■ Loss,
 ■ Non-Conf,
 ■ S Site,
 ■ H Home
 ■ A Away
 N Neutral

Average RPI Win: 134		WON-LOST	WINNING	LAST 10	STRENGTH OF	OPP. STRENGTH	TEAM	ADJ.	CONF.	ADJ CONF.
Average RPI Loss: 38		RECORD	PCT. RANK	GAMES	SCHEDULE	OF SCHEDULE	RPI	RPI	RPI	RPI
DIV. I ONLY		12- 10	145	3-7	8	60	59	59	5	5
DIV. I NON-CONF.		8- 3	68	0	8	76	30	30	3	3
TOTALS		RPI 1-25	RPI 26-50		W-L RECORDS		RPI 51-100	RPI 101-150	RPI 150+	
12- 10	0- 6	0- 1		OVERALL		5- 3	2- 0	5- 0		
11- 4	0- 4	0- 0		HOME		5- 0	1- 0	5- 0		
0- 6	0- 2	0- 1		AWAY		0- 3	0- 0	0- 0		
1- 0	0- 0	0- 0		NEUTRAL		0- 0	1- 0	0- 0		
8- 3	0- 3	0- 0		NON-CONFERENCE		3- 0	1- 0	4- 0		
7- 2	0- 2	0- 0		HOME		3- 0	0- 0	4- 0		
0- 1	0- 1	0- 0		AWAY		0- 0	0- 0	0- 0		
1- 0	0- 0	0- 0		NEUTRAL		0- 0	1- 0	0- 0		
4- 7	0- 3	0- 1		CONFERENCE		2- 3	1- 0	1- 0		
4- 2	0- 2	0- 0		HOME		2- 0	1- 0	1- 0		
0- 5	0- 1	0- 1		AWAY		0- 3	0- 0	0- 0		
0- 0	0- 0	0- 0		NEUTRAL		0- 0	0- 0	0- 0		

RPI S	Opponent	Score	RPI S	Opponent	Score	RPI S	Opponent	Score	RPI S	Opponent	Score
6	H Louisville	41 87	37	A Virginia Tech	45 69	55	H IUPUI	74 65	112	H Wake Forest	59 56
7	H Oregon St.	53 75				67	A North Carolina	58 78	132	N N.C. A&T	68 67
15	H Indiana	45 58				86	H Washington St.	74 68	157	H Jackson St.	83 68
20	A DePaul	83 89				88	A Georgia Tech	54 61	166	H Miami (OH)	80 62
22	A Florida St.	61 79				88	H Georgia Tech	54 49	186	H Clemson	68 64
22	H Florida St.	62 73				93	H North Florida	78 55	191	H Binghamton	79 56
						94	A Notre Dame	53 76	243	H UNC Asheville	75 46
						99	H Syracuse	77 62			
LAST 10 Division I											
37	A Virginia Tech	45 69	67	A North Carolina	58 78						
88	H Georgia Tech	54 49	99	H Syracuse	77 62						
22	A Florida St.	61 79	6	H Louisville	41 87						
186	H Clemson	68 64	22	H Florida St.	62 73						
94	A Notre Dame	53 76	88	A Georgia Tech	54 61						

Non-Div I Games:

Miami (FL)

■ Loss,
 ■ Non-Conf, S Site,
 ■ Home
 ■ Away
 N Neutral

Average RPI Win:	248	WON-LOST	WINNING	LAST 10	STRENGTH OF	OPP. STRENGTH	TEAM	ADJ.	CONF.	ADJ CONF.
Average RPI Loss:	84	RECORD	PCT. RANK	GAMES	SCHEDULE	OF SCHEDULE	RPI	RPI	RPI	RPI
DIV. I ONLY	10- 12	206	4-6	167	93	166	166	10	10	
DIV. I NON-CONF.	6- 5	151	0	260	118	139	139	10	10	
TOTALS	RPI 1-25	RPI 26-50	W-L RECORDS	RPI 51-100	RPI 101-150	RPI 150+				
10- 12	0- 3	0- 1	OVERALL	0- 3	1- 3	9- 2				
5- 3	0- 1	0- 0	HOME	0- 0	1- 2	4- 0				
4- 8	0- 2	0- 1	AWAY	0- 3	0- 0	4- 2				
1- 1	0- 0	0- 0	NEUTRAL	0- 0	0- 1	1- 0				
6- 5	0- 1	0- 1	NON-CONFERENCE	0- 2	0- 1	6- 0				
2- 0	0- 0	0- 0	HOME	0- 0	0- 0	2- 0				
3- 4	0- 1	0- 1	AWAY	0- 2	0- 0	3- 0				
1- 1	0- 0	0- 0	NEUTRAL	0- 0	0- 1	1- 0				
4- 7	0- 2	0- 0	CONFERENCE	0- 1	1- 2	3- 2				
3- 3	0- 1	0- 0	HOME	0- 0	1- 2	2- 0				
1- 4	0- 1	0- 0	AWAY	0- 1	0- 0	1- 2				
0- 0	0- 0	0- 0	NEUTRAL	0- 0	0- 0	0- 0				

RPI 1-25				RPI 26-50				RPI 51-100				RPI 101+ Team's RPI: 166			
RPI	S	Opponent	Score	RPI	S	Opponent	Score	RPI	S	Opponent	Score	RPI	S	Opponent	Score
18	A	Central Mich.	70 76	42	A	Bradley	68 79	59	A	Miami (FL)	62 80	109	N	Liberty	53 65
18	H	Central Mich.	87 99					73	A	Ball St.	63 80	111	H	Buffalo	72 86
20	A	DePaul	79 98					83	A	Cincinnati	68 98	117	H	Kent St.	75 78
												149	H	Toledo	92 83
												161	A	Eastern Mich.	53 80
												169	H	Northern Ill.	66 64
												177	H	Western Mich.	70 67
												198	A	Akron	62 70
												234	A	South Alabama	76 73
												251	A	Bowling Green	80 59
												272	A	Eastern Ky.	75 57
												275	A	Pittsburgh	80 71
												285	N	Prairie View	65 52
												327	H	Evansville	72 64
												342	H	UIC	85 35
LAST 10 Division I															
18	H	Central Mich.	87 99	198	A	Akron	62 70								
149	H	Toledo	92 83	117	H	Kent St.	75 78								
177	H	Western Mich.	70 67	161	A	Eastern Mich.	53 80								
251	A	Bowling Green	80 59	18	A	Central Mich.	70 76								
73	A	Ball St.	63 80	169	H	Northern Ill.	66 64								

Non-Div I Games: Tiffin 83 51

Miami (OH)

Loss, Non-Conf, S Site, H Home A Away N Neutral

Average RPI Win: 139		WON-LOST	WINNING	LAST 10	STRENGTH OF	OPP. STRENGTH	TEAM	ADJ.	CONF.	ADJ CONF.
Average RPI Loss: 33		RECORD	PCT. RANK	GAMES	SCHEDULE	OF SCHEDULE	RPI	RPI	RPI	RPI
DIV. I ONLY		15- 7	69	6-4	28	32	35	35	2	2
DIV. I NON-CONF.		9- 2	38	0	122	145	56	56	2	2
TOTALS		RPI 1-25	RPI 26-50	W-L RECORDS	RPI 51-100	RPI 101-150	RPI 150+			
15- 7	1- 4		3- 1	OVERALL	1- 2	3- 0	7- 0			
11- 2	1- 1		3- 0	HOME	1- 1	1- 0	5- 0			
3- 4	0- 2		0- 1	AWAY	0- 1	1- 0	2- 0			
1- 1	0- 1		0- 0	NEUTRAL	0- 0	1- 0	0- 0			
9- 2	0- 1		1- 0	NON-CONFERENCE	1- 1	1- 0	6- 0			
6- 1	0- 0		1- 0	HOME	1- 1	0- 0	4- 0			
2- 0	0- 0		0- 0	AWAY	0- 0	0- 0	2- 0			
1- 1	0- 1		0- 0	NEUTRAL	0- 0	1- 0	0- 0			
6- 5	1- 3		2- 1	CONFERENCE	0- 1	2- 0	1- 0			
5- 1	1- 1		2- 0	HOME	0- 0	1- 0	1- 0			
1- 4	0- 2		0- 1	AWAY	0- 1	1- 0	0- 0			
0- 0	0- 0		0- 0	NEUTRAL	0- 0	0- 0	0- 0			

[illegible]

Non-Div I Games:

Michigan

Loss, Non-Conf, S Site, H Home A Away N Neutral

Average RPI Win:	168	WON-LOST	WINNING	LAST 10	STRENGTH OF	OPP. STRENGTH	TEAM	ADJ.	CONF.	ADJ CONF.
Average RPI Loss:	45	RECORD	PCT. RANK	GAMES	SCHEDULE	OF SCHEDULE	RPI	RPI	RPI	RPI
DIV. I ONLY	11- 11	175	4-6	65	9	101	101	2	2	
DIV. I NON-CONF.	7- 4	100	0	256	44	155	155	2	2	
TOTALS	RPI 1-25	RPI 26-50	W-L RECORDS	RPI 51-100	RPI 101-150	RPI 150+				
11- 11	0- 6	2- 3	OVERALL	2- 1	2- 0	5- 1				
8- 2	0- 1	1- 1	HOME	1- 0	1- 0	5- 0				
2- 6	0- 4	1- 1	AWAY	1- 0	0- 0	0- 1				
1- 3	0- 1	0- 1	NEUTRAL	0- 1	1- 0	0- 0				
7- 4	0- 2	0- 1	NON-CONFERENCE	1- 1	1- 0	5- 0				
5- 0	0- 0	0- 0	HOME	0- 0	0- 0	5- 0				
1- 1	0- 1	0- 0	AWAY	1- 0	0- 0	0- 0				
1- 3	0- 1	0- 1	NEUTRAL	0- 1	1- 0	0- 0				
4- 7	0- 4	2- 2	CONFERENCE	1- 0	1- 0	0- 1				
3- 2	0- 1	1- 1	HOME	1- 0	1- 0	0- 0				
1- 5	0- 3	1- 1	AWAY	0- 0	0- 0	0- 1				
0- 0	0- 0	0- 0	NEUTRAL	0- 0	0- 0	0- 0				

RPI 1-25				RPI 26-50				RPI 51-100				RPI 101+ Team's RPI: 101			
RPI	S	Opponent	Score	RPI	S	Opponent	Score	RPI	S	Opponent	Score	RPI	S	Opponent	Score
3	A	Maryland	53 94	28	H	Ohio St.	68 65	66	H	Nebraska	78 70	122	H	Wisconsin	69 52
10	A	Iowa	57 74	33	H	Purdue	66 76	94	A	Notre Dame	72 69	123	N	Kansas St.	65 60
15	A	Indiana	67 79	35	A	Michigan	69 89	99	N	Syracuse	63 77	161	H	Eastern Mich.	85 50
17	H	Northwestern	48 76	46	N	West Virginia	57 63					191	A	Penn St.	73 86
21	N	LSU	56 58	47	A	Rutgers	66 55					249	H	Morehead St.	93 48
22	A	Florida St.	68 78									283	H	Oakland	76 56
												328	H	Detroit Mercy	110 52
												348	H	Hartford	79 34
LAST 10 Division I															
3	A	Maryland	53 94	28	H	Ohio St.	68 65	122	H	Wisconsin	69 52	191	A	Penn St.	73 86
33	H	Purdue	66 76	35	A	Michigan	69 89	94	A	Notre Dame	72 69	249	H	Morehead St.	93 48
10	A	Iowa	57 74	46	N	West Virginia	57 63	99	N	Syracuse	63 77	283	H	Oakland	76 56
17	H	Northwestern	48 76	47	A	Rutgers	66 55					328	H	Detroit Mercy	110 52
47	A	Rutgers	66 55									348	H	Hartford	79 34

Non-Div I Games:

Michigan St.

■ Loss,
■ Non-Conf,
■ S Site,
■ H Home
■ A Away
N Neutral

Average RPI Win:	192	WON-LOST	WINNING	LAST 10	STRENGTH OF	OPP. STRENGTH	TEAM	ADJ.	CONF.	ADJ CONF.
Average RPI Loss:	65	RECORD	PCT. RANK	GAMES	SCHEDULE	OF SCHEDULE	RPI	RPI	RPI	RPI
DIV. I ONLY	16- 8	76	7-3	74	99	62	62	13	13	
DIV. I NON-CONF.	8- 4	90	0	40	29	50	50	14	14	
TOTALS	RPI 1-25	RPI 26-50	W-L RECORDS	RPI 51-100	RPI 101-150	RPI 150+				
16- 8	1- 1	0- 4	OVERALL	1- 2	3- 0	11- 1				
10- 2	1- 0	0- 2	HOME	1- 0	1- 0	7- 0				
5- 4	0- 0	0- 1	AWAY	0- 2	1- 0	4- 1				
1- 2	0- 1	0- 1	NEUTRAL	0- 0	1- 0	0- 0				
8- 4	1- 1	0- 2	NON-CONFERENCE	0- 1	3- 0	4- 0				
5- 1	1- 0	0- 1	HOME	0- 0	1- 0	3- 0				
2- 1	0- 0	0- 0	AWAY	0- 1	1- 0	1- 0				
1- 2	0- 1	0- 1	NEUTRAL	0- 0	1- 0	0- 0				
8- 4	0- 0	0- 2	CONFERENCE	1- 1	0- 0	7- 1				
5- 1	0- 0	0- 1	HOME	1- 0	0- 0	4- 0				
3- 3	0- 0	0- 1	AWAY	0- 1	0- 0	3- 1				
0- 0	0- 0	0- 0	NEUTRAL	0- 0	0- 0	0- 0				

RPI 1-25			RPI 26-50			RPI 51-100			Team's RPI: 62	RPI 101+		
RPI	S	Opponent	Score	RPI	S	Opponent	Score	RPI	S	Opponent	Score	
12	N	Gonzaga	50 62	26	H	Kentucky	52 67	58	A	Belmont	57 68	102 H VCU 86 63
23	H	TCU	82 70	29	N	Arizona St.	60 61	76	H	Charlotte	83 59	120 N Auburn 73 50
				30	A	Western Ky.	63 71	87	A	Rice	60 77	145 A Tulane 64 62
				32	H	Old Dominion	56 67					162 H Tennessee Tech 64 58
												181 H Fla. Atlantic 81 66
												199 H Furman 78 62
												211 H UTEP 76 60
												216 A Southern Miss. 77 69
												242 A Louisiana Tech 60 78
												247 A Marshall 75 55
												260 A North Texas 80 60
												262 A East Carolina 68 66
												276 H Lipscomb 70 49
												289 H FIU 72 56
												300 H UTSA 69 48
LAST 10 Division I												
				87	A	Rice	60 77	242	A	Louisiana Tech	60 78	
				260	A	North Texas	80 60	289	H	FIU	72 56	
				300	H	UTSA	69 48	181	H	Fla. Atlantic	81 66	
				211	H	UTEP	76 60	30	A	Western Ky.	63 71	
				216	A	Southern Miss.	77 69	247	A	Marshall	75 55	

Non-Div I Games:

Middle Tenn.

Average RPI Win:	234	WON-LOST	WINNING	LAST 10	STRENGTH OF	OPP. STRENGTH	TEAM	ADJ.	CONF.	ADJ CONF.
Average RPI Loss:	141	RECORD	PCT. RANK	GAMES	SCHEDULE	OF SCHEDULE	RPI	RPI	RPI	RPI
DIV. I ONLY	8- 14	257	5-5	166	191	233	233	22	22	
DIV. I NON-CONF.	2- 8	295	0	140	65	289	289	20	20	
TOTALS	RPI 1-25	RPI 26-50	W-L RECORDS	RPI 51-100	RPI 101-150	RPI 150+				
8- 14	0- 1	0- 2	OVERALL	0- 2	1- 2	7- 7				
5- 5	0- 0	0- 1	HOME	0- 1	1- 0	4- 3				
3- 9	0- 1	0- 1	AWAY	0- 1	0- 2	3- 4				
0- 0	0- 0	0- 0	NEUTRAL	0- 0	0- 0	0- 0				
2- 8	0- 1	0- 2	NON-CONFERENCE	0- 1	0- 1	2- 3				
2- 3	0- 0	0- 1	HOME	0- 0	0- 0	2- 2				
0- 5	0- 1	0- 1	AWAY	0- 1	0- 1	0- 1				
0- 0	0- 0	0- 0	NEUTRAL	0- 0	0- 0	0- 0				
6- 6	0- 0	0- 0	CONFERENCE	0- 1	1- 1	5- 4				
3- 2	0- 0	0- 0	HOME	0- 1	1- 0	2- 1				
3- 4	0- 0	0- 0	AWAY	0- 0	0- 1	3- 3				
0- 0	0- 0	0- 0	NEUTRAL	0- 0	0- 0	0- 0				

RPI	S	Opponent	Score	RPI	S	Opponent	Score	RPI	S	Opponent	Score	RPI	S	Opponent	Score	Team's RPI: 233
20	A	DePaul	65 94	33	A	Purdue	55 68	51	A	Minnesota	61 77	122	A	Wisconsin	40 71	
				36	H	Marquette	56 78	55	H	IUPUI	52 75	137	A	Green Bay	48 61	
												137	H	Green Bay	65 60	
												159	A	Wright St.	77 67	
												159	H	Wright St.	60 58	
												164	A	Columbia	46 74	
												169	H	Northern Ill.	78 65	
												196	A	Cleveland St.	49 58	
												203	A	Northern Ky.	37 61	
												203	H	Northern Ky.	49 61	
												218	H	North Dakota	58 66	
												250	A	Youngstown St.	74 62	
												251	H	Bowling Green	51 63	
												283	A	Oakland	62 78	
												325	H	Ark.-Pine Bluff	69 55	
												328	A	Detroit Mercy	63 48	
												342	H	UIC	71 55	
LAST 10 Division I																
137	H	Green Bay	65 60	55	H	IUPUI	52 75									
159	A	Wright St.	77 67	342	H	UIC	71 55									
203	A	Northern Ky.	37 61	283	A	Oakland	62 78									
250	A	Youngstown St.	74 62	328	A	Detroit Mercy	63 48									
196	A	Cleveland St.	49 58	137	A	Green Bay	48 61									

Non-Div I Games: Wis.-Parkside 84 77

Milwaukee

Loss, Non-Conf, S Site, H Home A Away N Neutral

Average RPI Win:	143	WON-LOST	WINNING	LAST 10	STRENGTH OF	OPP. STRENGTH	TEAM	ADJ.	CONF.	ADJ CONF.
Average RPI Loss:	55	RECORD	PCT. RANK	GAMES	SCHEDULE	OF SCHEDULE	RPI	RPI	RPI	RPI
DIV. I ONLY	15- 8	83	4-6	40	34	51	51	2	2	
DIV. I NON-CONF.	10- 1	20	0	99	112	29	29	2	2	
TOTALS	RPI 1-25	RPI 26-50	W-L RECORDS	RPI 51-100	RPI 101-150	RPI 150+				
15- 8	0- 4	3- 1	OVERALL	3- 1	2- 1	7- 1				
9- 5	0- 3	2- 1	HOME	2- 0	1- 1	4- 0				
6- 3	0- 1	1- 0	AWAY	1- 1	1- 0	3- 1				
0- 0	0- 0	0- 0	NEUTRAL	0- 0	0- 0	0- 0				
10- 1	0- 1	1- 0	NON-CONFERENCE	2- 0	1- 0	6- 0				
7- 1	0- 1	1- 0	HOME	1- 0	1- 0	4- 0				
3- 0	0- 0	0- 0	AWAY	1- 0	0- 0	2- 0				
0- 0	0- 0	0- 0	NEUTRAL	0- 0	0- 0	0- 0				
5- 7	0- 3	2- 1	CONFERENCE	1- 1	1- 1	1- 1				
2- 4	0- 2	1- 1	HOME	1- 0	0- 1	0- 0				
3- 3	0- 1	1- 0	AWAY	0- 1	1- 0	1- 1				
0- 0	0- 0	0- 0	NEUTRAL	0- 0	0- 0	0- 0				

RPI 1-25				RPI 26-50				RPI 51-100				Team's RPI: 51				RPI 101+			
RPI	S	Opponent	Score	RPI	S	Opponent	Score	RPI	S	Opponent	Score	RPI	S	Opponent	Score	RPI	S	Opponent	Score
5	H	Missouri St.	69 77	28	H	Ohio St.	63 66	66	A	Nebraska	58 72	122	A	Wisconsin	73 64				
10	H	Iowa	75 76	29	H	Arizona St.	80 66	66	H	Nebraska	67 61	122	H	Wisconsin	62 72				
15	A	Indiana	52 65	33	A	Purdue	72 59	91	H	Montana St.	71 60	125	H	Lehigh	77 49				
17	H	Northwestern	54 56	47	H	Rutgers	73 71	94	A	Notre Dame	75 67	153	A	George Washington	83 50				
												160	H	UC Davis	76 67				
												175	A	American	70 53				
												180	A	Illinois	71 74				
												191	A	Penn St.	81 74				
												233	H	Milwaukee	77 61				
												305	H	Vermont	90 58				
												319	H	Bryant	101 56				

Non-Div I Games:

Minnesota

■ Loss,
 ■ Non-Conf, S Site,
 ■ Home
 ■ Away
 N Neutral

Mississippi St.

Through Games Of Feb. 8, 2020

Average RPI Win:	125	WON-LOST	WINNING	LAST 10	STRENGTH OF	OPP. STRENGTH	TEAM	ADJ.	CONF.	ADJ CONF.
Average RPI Loss:	20	RECORD	PCT. RANK	GAMES	SCHEDULE	OF SCHEDULE	RPI	RPI	RPI	RPI
DIV. I ONLY	21- 3	13	9-1	31	29	13	13	4	4	
DIV. I NON-CONF.	12- 2	28	0	35	55	13	13	5	5	
TOTALS	RPI 1-25	RPI 26-50	W-L RECORDS	RPI 51-100	RPI 101-150	RPI 150+				
21- 3	1- 2	3- 1	OVERALL	5- 0	5- 0	7- 0				
10- 1	1- 0	0- 1	HOME	3- 0	2- 0	4- 0				
7- 1	0- 1	2- 0	AWAY	1- 0	2- 0	2- 0				
4- 1	0- 1	1- 0	NEUTRAL	1- 0	1- 0	1- 0				
12- 2	0- 1	2- 1	NON-CONFERENCE	3- 0	1- 0	6- 0				
5- 1	0- 0	0- 1	HOME	2- 0	0- 0	3- 0				
3- 0	0- 0	1- 0	AWAY	0- 0	0- 0	2- 0				
4- 1	0- 1	1- 0	NEUTRAL	1- 0	1- 0	1- 0				
9- 1	1- 1	1- 0	CONFERENCE	2- 0	4- 0	1- 0				
5- 0	1- 0	0- 0	HOME	1- 0	2- 0	1- 0				
4- 1	0- 1	1- 0	AWAY	1- 0	2- 0	0- 0				
0- 0	0- 0	0- 0	NEUTRAL	0- 0	0- 0	0- 0				

RPI 1-25				Team's RPI: 13				RPI 26-50				RPI 51-100				RPI 101+			
RPI	S	Opponent	Score		RPI	S	Opponent	Score		RPI	S	Opponent	Score		RPI	S	Opponent	Score	
2	A	South Carolina	79	81	36	A	Marquette	74	68	61	H	Troy	122	82	104	A	Vanderbilt	68	52
11	N	Stanford	62	67	45	A	Tennessee	72	55	71	H	UT Martin	82	46	119	H	Florida	93	47
21	H	LSU	64	60	46	H	West Virginia	65	71	75	N	South Fla.	86	61	120	H	Auburn	78	73
					50	N	Virginia	72	59	89	A	Georgia	73	66	131	A	Missouri	79	64
										89	H	Georgia	67	53	137	N	Green Bay	83	58
															157	A	Jackson St.	92	53
															168	A	Louisiana	64	48
															183	H	Little Rock	89	50
															216	H	Southern Miss.	91	58
															239	H	Murray St.	124	43
															244	N	San Francisco	73	38
															278	H	Ole Miss	80	39
LAST 10 Division I																			
45	A	Tennessee	72	55	2	A	South Carolina	79	81										
89	H	Georgia	67	53	21	H	LSU	64	60										
120	H	Auburn	78	73	131	A	Missouri	79	64										
278	H	Ole Miss	80	39	89	A	Georgia	73	66										
104	A	Vanderbilt	68	52	119	H	Florida	93	47										

Non-Div I Games:

Mississippi St.

■ Loss,
■ Non-Conf, S Site,
■ Home
■ Away
N Neutral

Average RPI Win: 348		WON-LOST	WINNING	LAST 10	STRENGTH OF	OPP. STRENGTH	TEAM	ADJ.	CONF.	ADJ CONF.
Average RPI Loss: 249		RECORD	PCT. RANK	GAMES	SCHEDULE	OF SCHEDULE	RPI	RPI	RPI	RPI
DIV. I ONLY		2- 19	341	1-9	351	343	351	351	32	32
DIV. I NON-CONF.		1- 10	329	0	342	317	350	350	30	30
TOTALS	RPI 1-25	RPI 26-50		W-L RECORDS		RPI 51-100	RPI 101-150	RPI 150+		
2- 19	0- 0	0- 0		OVERALL		0- 0	0- 1	2- 18		
2- 7	0- 0	0- 0		HOME		0- 0	0- 0	2- 7		
0- 11	0- 0	0- 0		AWAY		0- 0	0- 1	0- 10		
0- 1	0- 0	0- 0		NEUTRAL		0- 0	0- 0	0- 1		
1- 10	0- 0	0- 0		NON-CONFERENCE		0- 0	0- 0	1- 10		
1- 2	0- 0	0- 0		HOME		0- 0	0- 0	1- 2		
0- 7	0- 0	0- 0		AWAY		0- 0	0- 0	0- 7		
0- 1	0- 0	0- 0		NEUTRAL		0- 0	0- 0	0- 1		
1- 9	0- 0	0- 0		CONFERENCE		0- 0	0- 1	1- 8		
1- 5	0- 0	0- 0		HOME		0- 0	0- 0	1- 5		
0- 4	0- 0	0- 0		AWAY		0- 0	0- 1	0- 3		
0- 0	0- 0	0- 0		NEUTRAL		0- 0	0- 0	0- 0		

[illegible]

Non-Div I Games:

Mississippi Val.

■ Loss, ■ Non-Conf, S Site, H Home A Away N Neutral

Average RPI Win:	171	WON-LOST	WINNING	LAST 10	STRENGTH OF	OPP. STRENGTH	TEAM	ADJ.	CONF.	ADJ CONF.
Average RPI Loss:	69	RECORD	PCT. RANK	GAMES	SCHEDULE	OF SCHEDULE	RPI	RPI	RPI	RPI
DIV. I ONLY	6- 17	300	3-7	5	64	131	131	4	4	
DIV. I NON-CONF.	3- 10	282	0	39	122	225	225	5	5	
TOTALS	RPI 1-25	RPI 26-50	W-L RECORDS	RPI 51-100	RPI 101-150	RPI 150+				
6- 17	1- 5	0- 5	OVERALL	2- 3	0- 1	3- 3				
4- 8	1- 3	0- 2	HOME	1- 2	0- 0	2- 1				
2- 7	0- 2	0- 3	AWAY	1- 0	0- 1	1- 1				
0- 2	0- 0	0- 0	NEUTRAL	0- 1	0- 0	0- 1				
3- 10	0- 2	0- 1	NON-CONFERENCE	1- 3	0- 1	2- 3				
3- 4	0- 1	0- 0	HOME	1- 2	0- 0	2- 1				
0- 4	0- 1	0- 1	AWAY	0- 0	0- 1	0- 1				
0- 2	0- 0	0- 0	NEUTRAL	0- 1	0- 0	0- 1				
3- 7	1- 3	0- 4	CONFERENCE	1- 0	0- 0	1- 0				
1- 4	1- 2	0- 2	HOME	0- 0	0- 0	0- 0				
2- 3	0- 1	0- 2	AWAY	1- 0	0- 0	1- 0				
0- 0	0- 0	0- 0	NEUTRAL	0- 0	0- 0	0- 0				

RPI 1-25				RPI 26-50				RPI 51-100				RPI 101+ Team's RPI: 131			
RPI	S	Opponent	Score	RPI	S	Opponent	Score	RPI	S	Opponent	Score	RPI	S	Opponent	Score
2	H	South Carolina	45 78	26	H	Kentucky	47 62	52	H	UNI	73 78	137	A	Green Bay	64 72
5	A	Missouri St.	72 79	41	A	Arkansas	73 90	66	H	Nebraska	85 90	180	H	Illinois	51 58
13	H	Mississippi St.	64 79	41	H	Arkansas	81 85	67	N	North Carolina	69 82	194	N	New Mexico	68 71
16	A	Texas A&M	53 72	44	A	South Dakota	56 72	89	A	Georgia	73 65	207	H	Western Ill.	97 89
19	H	Princeton	33 68	45	A	Tennessee	66 77	90	H	Saint Louis	83 58	219	A	UMKC	56 59
21	H	LSU	69 65									278	A	Ole Miss	71 57
												338	H	SIUE	68 51
LAST 10 Division I															
				89	A	Georgia	73 65	2	H	South Carolina	45 78				
				41	H	Arkansas	81 85	41	A	Arkansas	73 90				
				26	H	Kentucky	47 62	13	H	Mississippi St.	64 79				
				16	A	Texas A&M	53 72	21	H	LSU	69 65				
				278	A	Ole Miss	71 57	45	A	Tennessee	66 77				

Non-Div I Games:

Missouri

■ Loss,
 ■ Non-Conf,
 ■ S Site,
 ■ H Home
 ■ A Away
 N Neutral

Average RPI Win:	125	WON-LOST	WINNING	LAST 10	STRENGTH OF	OPP. STRENGTH	TEAM	ADJ.	CONF.	ADJ CONF.
Average RPI Loss:	32	RECORD	PCT. RANK	GAMES	SCHEDULE	OF SCHEDULE	RPI	RPI	RPI	RPI
DIV. I ONLY	18- 3	18	9-1	20	69	5	5	7	7	
DIV. I NON-CONF.	9- 2	38	0	11	19	4	4	7	7	
TOTALS	RPI 1-25	RPI 26-50	W-L RECORDS	RPI 51-100	RPI 101-150	RPI 150+				
18- 3	1- 2	3- 0	OVERALL	4- 1	5- 0	5- 0				
9- 0	1- 0	1- 0	HOME	2- 0	3- 0	2- 0				
9- 3	0- 2	2- 0	AWAY	2- 1	2- 0	3- 0				
0- 0	0- 0	0- 0	NEUTRAL	0- 0	0- 0	0- 0				
9- 2	0- 2	2- 0	NON-CONFERENCE	1- 0	4- 0	2- 0				
5- 0	0- 0	0- 0	HOME	0- 0	3- 0	2- 0				
4- 2	0- 2	2- 0	AWAY	1- 0	1- 0	0- 0				
0- 0	0- 0	0- 0	NEUTRAL	0- 0	0- 0	0- 0				
9- 1	1- 0	1- 0	CONFERENCE	3- 1	1- 0	3- 0				
4- 0	1- 0	1- 0	HOME	2- 0	0- 0	0- 0				
5- 1	0- 0	0- 0	AWAY	1- 1	1- 0	3- 0				
0- 0	0- 0	0- 0	NEUTRAL	0- 0	0- 0	0- 0				

RPI	S	Opponent	Score	RPI	S	Opponent	Score	RPI	S	Opponent	Score	RPI	S	Opponent	Score
7	A	Oregon St.	69 80	38	A	Oklahoma	96 90	51	A	Minnesota	77 69	114	H	A&M-Corpus Christi	79 51
12	A	Gonzaga	52 64	42	H	Bradley	90 56	52	A	UNI	66 55	124	A	Boise St.	72 69
25	H	Drake	69 67	44	A	South Dakota	74 66	52	H	UNI	80 66	131	H	Missouri	79 72
								78	A	Southern Ill.	68 70	133	A	Loyola Chicago	74 72
								80	H	Illinois St.	87 74	146	H	Wichita St.	68 55
												182	A	Valparaiso	81 68
												206	H	Santa Clara	71 64
												219	H	UMKC	83 58
												282	A	Indiana St.	76 55
												327	A	Evansville	81 55
LAST 10 Division I															
				52	A	UNI	66 55	78	A	Southern Ill.	68 70				
				80	H	Illinois St.	87 74	52	H	UNI	80 66				
				42	H	Bradley	90 56	25	H	Drake	69 67				
				327	A	Evansville	81 55	182	A	Valparaiso	81 68				
				282	A	Indiana St.	76 55	133	A	Loyola Chicago	74 72				

Non-Div I Games: William Jewell 111 39

Missouri St.

Average RPI Win: 281	WON-LOST	WINNING	LAST 10	STRENGTH OF	OPP. STRENGTH	TEAM	ADJ.	CONF.	ADJ CONF.
Average RPI Loss: 161	RECORD	PCT. RANK	GAMES	SCHEDULE	OF SCHEDULE	RPI	RPI	RPI	RPI
DIV. I ONLY	6- 16	293	2-8	198	258	284	284	24	24
DIV. I NON-CONF.	3- 6	235	0	133	160	191	191	25	25
TOTALS	RPI 1-25	RPI 26-50	W-L RECORDS	RPI 51-100	RPI 101-150	RPI 150+			
6- 16	0- 2	0- 0	OVERALL	0- 4	0- 2	6- 8			
3- 6	0- 0	0- 0	HOME	0- 1	0- 1	3- 4			
2- 10	0- 2	0- 0	AWAY	0- 3	0- 1	2- 4			
1- 0	0- 0	0- 0	NEUTRAL	0- 0	0- 0	1- 0			
3- 6	0- 2	0- 0	NON-CONFERENCE	0- 1	0- 2	3- 1			
1- 1	0- 0	0- 0	HOME	0- 0	0- 1	1- 0			
1- 5	0- 2	0- 0	AWAY	0- 1	0- 1	1- 1			
1- 0	0- 0	0- 0	NEUTRAL	0- 0	0- 0	1- 0			
3- 10	0- 0	0- 0	CONFERENCE	0- 3	0- 0	3- 7			
2- 5	0- 0	0- 0	HOME	0- 1	0- 0	2- 4			
1- 5	0- 0	0- 0	AWAY	0- 2	0- 0	1- 3			
0- 0	0- 0	0- 0	NEUTRAL	0- 0	0- 0	0- 0			

RPI 1-25				RPI 26-50				RPI 51-100				RPI 101+ Team's RPI: 284			
RPI	S	Opponent	Score	RPI	S	Opponent	Score	RPI	S	Opponent	Score	RPI	S	Opponent	Score
19	A	Princeton	40 52					74	A	Bucknell	37 71	121	A	San Diego	49 57
24	A	Arizona	34 86					81	A	Marist	66 76	141	H	Providence	52 68
								81	H	Marist	53 74	156	H	Lafayette	52 44
								97	A	Rider	25 48	179	A	Quinnipiac	53 60
												179	H	Quinnipiac	45 52
												220	A	Fairfield	38 49
												226	H	Iona	33 36
												230	H	Manhattan	62 60
												254	A	Loyola Maryland	48 64
												269	H	Niagara	70 73
												274	A	Siena	39 51
												309	A	Albany (NY)	53 41
												329	A	Saint Peter's	81 67
												329	H	Saint Peter's	59 57
												330	N	Purdue Fort Wayne	60 46
												339	H	Canisius	62 71
LAST 10 Division I															
329	H	Saint Peter's	59 57	269	H	Niagara	70 73								
179	H	Quinnipiac	45 52	179	A	Quinnipiac	53 60								
97	A	Rider	25 48	329	A	Saint Peter's	81 67								
81	H	Marist	53 74	226	H	Iona	33 36								
274	A	Siena	39 51	220	A	Fairfield	38 49								

Non-Div I Games:

Monmouth

Average RPI Win:	246	WON-LOST	WINNING	LAST 10	STRENGTH OF	OPP. STRENGTH	TEAM	ADJ.	CONF.	ADJ CONF.
Average RPI Loss:	132	RECORD	PCT. RANK	GAMES	SCHEDULE	OF SCHEDULE	RPI	RPI	RPI	RPI
DIV. I ONLY	11- 9	141	5-5	168	248	174	174	18	18	
DIV. I NON-CONF.	3- 4	201	0	20	309	108	108	17	17	
TOTALS	RPI 1-25	RPI 26-50	W-L RECORDS	RPI 51-100	RPI 101-150	RPI 150+				
11- 9	0- 1	0- 1	OVERALL	0- 2	1- 1	10- 4				
6- 5	0- 1	0- 0	HOME	0- 2	1- 0	5- 2				
5- 3	0- 0	0- 1	AWAY	0- 0	0- 1	5- 1				
0- 1	0- 0	0- 0	NEUTRAL	0- 0	0- 0	0- 1				
3- 4	0- 1	0- 1	NON-CONFERENCE	0- 1	0- 0	3- 1				
1- 2	0- 1	0- 0	HOME	0- 1	0- 0	1- 0				
2- 1	0- 0	0- 1	AWAY	0- 0	0- 0	2- 0				
0- 1	0- 0	0- 0	NEUTRAL	0- 0	0- 0	0- 1				
8- 5	0- 0	0- 0	CONFERENCE	0- 1	1- 1	7- 3				
5- 3	0- 0	0- 0	HOME	0- 1	1- 0	4- 2				
3- 2	0- 0	0- 0	AWAY	0- 0	0- 1	3- 1				
0- 0	0- 0	0- 0	NEUTRAL	0- 0	0- 0	0- 0				

RPI S	Opponent	Score	RPI S	Opponent	Score	RPI S	Opponent	Score	RPI S	Opponent	Score	Team's RPI: 174
24	H Arizona	42 77	44	A South Dakota	64 96	63	H Fresno St.	63 76	126	A Idaho	51 52	
						91	H Montana St.	61 66	126	H Idaho	69 60	
									165	H Southern Utah	81 74	
									185	A Northern Ariz.	79 71	
									195	A Portland St.	65 78	
									195	H Portland St.	62 55	
									200	H Idaho St.	53 67	
									206	N Santa Clara	58 68	
									232	A Cal St. Fullerton	71 69	
									235	H Northern Colo.	58 67	
									236	H Grand Canyon	72 67	
									307	A Eastern Wash.	77 56	
									307	H Eastern Wash.	92 54	
									308	A Sacramento St.	64 60	
									322	H Weber St.	85 57	
									326	A Utah Valley	63 52	
LAST 10 Division I												
126	H Idaho	69 60	200	H Idaho St.	53 67							
307	A Eastern Wash.	77 56	126	A Idaho	51 52							
91	H Montana St.	61 66	195	A Portland St.	65 78							
195	H Portland St.	62 55	307	H Eastern Wash.	92 54							
322	H Weber St.	85 57	235	H Northern Colo.	58 67							

Non-Div I Games: Mont. St.-Northern 98 45 Mont. St. Billings 70 53

Montana

Loss, Non-Conf, S Site, H Home A Away N Neutral

Average RPI Win:	230	WON-LOST	WINNING	LAST 10	STRENGTH OF	OPP. STRENGTH	TEAM	ADJ.	CONF.	ADJ CONF.
Average RPI Loss:	70	RECORD	PCT. RANK	GAMES	SCHEDULE	OF SCHEDULE	RPI	RPI	RPI	RPI
DIV. I ONLY	13- 6	66	9-1	148	163	91	91	18	18	
DIV. I NON-CONF.	2- 5	259	0	10	74	117	117	17	17	
TOTALS	RPI 1-25	RPI 26-50	W-L RECORDS	RPI 51-100	RPI 101-150	RPI 150+				
13- 6	0- 2	0- 0	OVERALL	0- 2	1- 2	12- 0				
6- 2	0- 1	0- 0	HOME	0- 0	0- 1	6- 0				
7- 2	0- 0	0- 0	AWAY	0- 2	1- 0	6- 0				
0- 2	0- 1	0- 0	NEUTRAL	0- 0	0- 1	0- 0				
2- 5	0- 2	0- 0	NON-CONFERENCE	0- 2	0- 1	2- 0				
1- 1	0- 1	0- 0	HOME	0- 0	0- 0	1- 0				
1- 2	0- 0	0- 0	AWAY	0- 2	0- 0	1- 0				
0- 2	0- 1	0- 0	NEUTRAL	0- 0	0- 1	0- 0				
11- 1	0- 0	0- 0	CONFERENCE	0- 0	1- 1	10- 0				
5- 1	0- 0	0- 0	HOME	0- 0	0- 1	5- 0				
6- 0	0- 0	0- 0	AWAY	0- 0	1- 0	5- 0				
0- 0	0- 0	0- 0	NEUTRAL	0- 0	0- 0	0- 0				

RPI 1-25				RPI 26-50				RPI 51-100				Team's RPI: 91		RPI 101+			
RPI	S	Opponent	Score	RPI	S	Opponent	Score	RPI	S	Opponent	Score		RPI	S	Opponent	Score	
12	H	Gonzaga	55 70					51	A	Minnesota	60 71		126	A	Idaho	62 56	
16	N	Texas A&M	67 78					70	A	South Dakota St.	50 60		126	H	Idaho	68 69	
													146	N	Wichita St.	64 66	
													160	H	UC Davis	77 65	
													165	H	Southern Utah	91 65	
													174	A	Montana	66 61	
													185	A	Northern Ariz.	72 64	
													195	A	Portland St.	73 62	
													200	H	Idaho St.	67 59	
													235	H	Northern Colo.	91 58	
													307	A	Eastern Wash.	89 85	
													307	H	Eastern Wash.	79 47	
													308	A	Sacramento St.	85 48	
													310	A	Seattle U	73 65	
													322	H	Weber St.	81 52	
LAST 10 Division I																	
				307	H	Eastern Wash.	79 47					307	A	Eastern Wash.	89 85		
				126	A	Idaho	62 56					195	A	Portland St.	73 62		
				174	A	Montana	66 61					126	H	Idaho	68 69		
				200	H	Idaho St.	67 59					165	H	Southern Utah	91 65		
				322	H	Weber St.	81 52					235	H	Northern Colo.	91 58		

Non-Div I Games: Carroll (MT) 67 33 Mont. St.-Northern 93 34

Montana St.

Average RPI Win:	299	WON-LOST	WINNING	LAST 10	STRENGTH OF	OPP. STRENGTH	TEAM	ADJ.	CONF.	ADJ CONF.
Average RPI Loss:	135	RECORD	PCT. RANK	GAMES	SCHEDULE	OF SCHEDULE	RPI	RPI	RPI	RPI
DIV. I ONLY	7- 15	271	4-6	132	298	249	249	20	20	
DIV. I NON-CONF.	2- 8	295	0	67	212	254	254	24	24	
TOTALS	RPI 1-25	RPI 26-50	W-L RECORDS	RPI 51-100	RPI 101-150	RPI 150+				
7- 15	0- 1	0- 1	OVERALL	0- 3	0- 3	7- 7				
4- 6	0- 0	0- 0	HOME	0- 1	0- 2	4- 3				
3- 9	0- 1	0- 1	AWAY	0- 2	0- 1	3- 4				
0- 0	0- 0	0- 0	NEUTRAL	0- 0	0- 0	0- 0				
2- 8	0- 1	0- 1	NON-CONFERENCE	0- 1	0- 2	2- 3				
2- 2	0- 0	0- 0	HOME	0- 0	0- 1	2- 1				
0- 6	0- 1	0- 1	AWAY	0- 1	0- 1	0- 2				
0- 0	0- 0	0- 0	NEUTRAL	0- 0	0- 0	0- 0				
5- 7	0- 0	0- 0	CONFERENCE	0- 2	0- 1	5- 4				
2- 4	0- 0	0- 0	HOME	0- 1	0- 1	2- 2				
3- 3	0- 0	0- 0	AWAY	0- 1	0- 0	3- 2				
0- 0	0- 0	0- 0	NEUTRAL	0- 0	0- 0	0- 0				

RPI 1-25				RPI 26-50				RPI 51-100				RPI 101+ Team's RPI: 249			
RPI	S	Opponent	Score	RPI	S	Opponent	Score	RPI	S	Opponent	Score	RPI	S	Opponent	Score
9	A	Baylor	47 94	26	A	Kentucky	54 79	58	A	Belmont	62 71	101	A	Michigan St.	48 93
								68	A	Dayton	41 58	130	H	Southeast Mo. St.	61 67
								71	H	UT Martin	64 82	132	H	N.C. A&T	56 74
												162	A	Tennessee Tech	75 82
												162	H	Tennessee Tech	55 75
												182	A	Valparaiso	53 55
												213	H	Radford	73 62
												221	A	Eastern Ill.	62 67
												221	H	Eastern Ill.	51 57
												224	H	Stetson	55 58
												251	A	Bowling Green	65 79
												263	H	Saint Francis (PA)	65 54
												299	A	Jacksonville St.	69 55
												299	H	Jacksonville St.	67 48
												338	A	SIUE	63 55
												338	H	SIUE	75 69
												340	A	Tennessee St.	84 47
LAST 10 Division I															
				221	A	Eastern Ill.	62 67	162	A	Tennessee Tech	75 82				
				338	A	SIUE	63 55	58	A	Belmont	62 71				
				71	H	UT Martin	64 82	340	A	Tennessee St.	84 47				
				130	H	Southeast Mo. St.	61 67	221	H	Eastern Ill.	51 57				
				299	A	Jacksonville St.	69 55	338	H	SIUE	75 69				

Non-Div I Games: Asbury 107 55 Midway 107 55

Morehead St.

Loss, Non-Conf, S Site, H Home A Away N Neutral

Average RPI Win:	284	WON-LOST	WINNING	LAST 10	STRENGTH OF	OPP. STRENGTH	TEAM	ADJ.	CONF.	ADJ CONF.
Average RPI Loss:	197	RECORD	PCT. RANK	GAMES	SCHEDULE	OF SCHEDULE	RPI	RPI	RPI	RPI
DIV. I ONLY	9- 12	222	7-3	333	300	255	255	29	29	
DIV. I NON-CONF.	2- 9	304	0	261	216	311	311	29	29	
TOTALS	RPI 1-25	RPI 26-50	W-L RECORDS	RPI 51-100	RPI 101-150	RPI 150+				
9- 12	0- 0	0- 2	OVERALL	0- 2	1- 1	8- 7				
4- 1	0- 0	0- 0	HOME	0- 0	1- 0	3- 1				
5- 9	0- 0	0- 2	AWAY	0- 1	0- 1	5- 5				
0- 2	0- 0	0- 0	NEUTRAL	0- 1	0- 0	0- 1				
2- 9	0- 0	0- 2	NON-CONFERENCE	0- 2	0- 0	2- 5				
1- 0	0- 0	0- 0	HOME	0- 0	0- 0	1- 0				
1- 7	0- 0	0- 2	AWAY	0- 1	0- 0	1- 4				
0- 2	0- 0	0- 0	NEUTRAL	0- 1	0- 0	0- 1				
7- 3	0- 0	0- 0	CONFERENCE	0- 0	1- 1	6- 2				
3- 1	0- 0	0- 0	HOME	0- 0	1- 0	2- 1				
4- 2	0- 0	0- 0	AWAY	0- 0	0- 1	4- 1				
0- 0	0- 0	0- 0	NEUTRAL	0- 0	0- 0	0- 0				

RPI 1-25				RPI 26-50				RPI 51-100				RPI 101+				Team's RPI: 255	
RPI	S	Opponent	Score	RPI	S	Opponent	Score	RPI	S	Opponent	Score	RPI	S	Opponent	Score		
				35	A	Michigan	48 80	66	A	Nebraska	55 78	129	A	Bethune-Cookman	65 74		
				36	A	Marquette	48 70	77	N	Stony Brook	56 63	132	H	N.C. A&T	42 38		
												198	N	Akron	45 52		
												247	A	Marshall	57 52		
												266	A	Delaware St.	61 69		
												267	A	Howard	68 52		
												267	H	Howard	74 67		
												295	H	Texas St.	72 62		
												296	A	UMBC	63 65		
												304	A	Omaha	64 70		
												314	A	Hofstra	39 51		
												315	A	UMES	55 44		
												315	H	UMES	61 71		
												329	A	Saint Peter's	77 78		
												343	A	Coppin St.	47 42		
												346	H	South Carolina St.	77 47		
												347	A	Florida A&M	59 47		
LAST 10 Division I																	
				315	H	UMES	61 71	267	H	Howard	74 67						
				267	A	Howard	68 52	129	A	Bethune-Cookman	65 74						
				315	A	UMES	55 44	347	A	Florida A&M	59 47						
				343	A	Coppin St.	47 42	346	H	South Carolina St.	77 47						
				132	H	N.C. A&T	42 38	266	A	Delaware St.	61 69						

Non-Div I Games: Washington Adventis84 52 Notre Dame (MD) 113 34

Morgan St.

■ Loss,
 ■ Non-Conf,
 ■ S Site,
 ■ Home
 ■ A Away
 N Neutral

Mt. St. Mary's

Through Games Of Feb. 8, 2020

Average RPI Win:	285	WON-LOST	WINNING	LAST 10	STRENGTH OF	OPP. STRENGTH	TEAM	ADJ.	CONF.	ADJ CONF.
Average RPI Loss:	156	RECORD	PCT. RANK	GAMES	SCHEDULE	OF SCHEDULE	RPI	RPI	RPI	RPI
DIV. I ONLY	12- 9	126	8-2	311	254	204	204	30	30	
DIV. I NON-CONF.	4- 7	225	0	130	123	187	187	31	31	
TOTALS	RPI 1-25	RPI 26-50	W-L RECORDS	RPI 51-100	RPI 101-150	RPI 150+				
12- 9	0- 1	0- 2	OVERALL	0- 0	1- 1	11- 5				
6- 2	0- 0	0- 0	HOME	0- 0	0- 1	6- 1				
5- 6	0- 1	0- 2	AWAY	0- 0	0- 0	5- 3				
1- 1	0- 0	0- 0	NEUTRAL	0- 0	1- 0	0- 1				
4- 7	0- 1	0- 2	NON-CONFERENCE	0- 0	1- 1	3- 3				
2- 1	0- 0	0- 0	HOME	0- 0	0- 1	2- 0				
1- 5	0- 1	0- 2	AWAY	0- 0	0- 0	1- 2				
1- 1	0- 0	0- 0	NEUTRAL	0- 0	1- 0	0- 1				
8- 2	0- 0	0- 0	CONFERENCE	0- 0	0- 0	8- 2				
4- 1	0- 0	0- 0	HOME	0- 0	0- 0	4- 1				
4- 1	0- 0	0- 0	AWAY	0- 0	0- 0	4- 1				
0- 0	0- 0	0- 0	NEUTRAL	0- 0	0- 0	0- 0				

RPI 1-25				RPI 26-50				RPI 51-100				RPI 101+ Team's RPI: 204			
RPI	S	Opponent	Score	RPI	S	Opponent	Score	RPI	S	Opponent	Score	RPI	S	Opponent	Score
15	A	Indiana	52 75	26	A	Kentucky	44 67					125	H	Lehigh	65 66
				32	A	Old Dominion	34 85					136	N	Richmond	75 67
												173	N	Hampton	60 68
												189	A	Towson	57 73
												208	A	Merrimack	55 76
												213	A	Radford	75 58
												254	H	Loyola Maryland	81 75
												280	H	Wagner	78 63
												292	A	Sacred Heart	67 58
												296	H	UMBC	71 61
												311	A	St. Francis Brooklyn	67 62
												311	H	St. Francis Brooklyn	69 60
												315	A	UMES	76 78
												319	A	Bryant	76 70
												319	H	Bryant	67 72
												324	A	Fairleigh Dickinson	69 61
												336	H	LIU Brooklyn	75 57
												344	H	Central Conn. St.	72 64
LAST 10 Division I															
311	A	St. Francis Brooklyn	67 62	344	H	Central Conn. St.	72 64								
292	A	Sacred Heart	67 58	208	A	Merrimack	55 76								
324	A	Fairleigh Dickinson	69 61	319	A	Bryant	76 70								
319	H	Bryant	67 72	336	H	LIU Brooklyn	75 57								
311	H	St. Francis Brooklyn	69 60	280	H	Wagner	78 63								

Non-Div I Games: Frostburg St. 94 40

Mt. St. Mary's

Loss, Non-Conf, S Site, H Home A Away N Neutral

Average RPI Win:	278	WON-LOST	WINNING	LAST 10	STRENGTH OF	OPP. STRENGTH	TEAM	ADJ.	CONF.	ADJ CONF.
Average RPI Loss:	122	RECORD	PCT. RANK	GAMES	SCHEDULE	OF SCHEDULE	RPI	RPI	RPI	RPI
DIV. I ONLY	9- 12	222	3-7	255	204	239	239	20	20	
DIV. I NON-CONF.	5- 4	140	0	306	128	182	182	24	24	
TOTALS	RPI 1-25	RPI 26-50	W-L RECORDS	RPI 51-100	RPI 101-150	RPI 150+				
9- 12	0- 2	0- 0	OVERALL	0- 5	1- 1	8- 4				
6- 3	0- 0	0- 0	HOME	0- 2	1- 0	5- 1				
3- 9	0- 2	0- 0	AWAY	0- 3	0- 1	3- 3				
0- 0	0- 0	0- 0	NEUTRAL	0- 0	0- 0	0- 0				
5- 4	0- 2	0- 0	NON-CONFERENCE	0- 1	0- 0	5- 1				
2- 1	0- 0	0- 0	HOME	0- 0	0- 0	2- 1				
3- 3	0- 2	0- 0	AWAY	0- 1	0- 0	3- 0				
0- 0	0- 0	0- 0	NEUTRAL	0- 0	0- 0	0- 0				
4- 8	0- 0	0- 0	CONFERENCE	0- 4	1- 1	3- 3				
4- 2	0- 0	0- 0	HOME	0- 2	1- 0	3- 0				
0- 6	0- 0	0- 0	AWAY	0- 2	0- 1	0- 3				
0- 0	0- 0	0- 0	NEUTRAL	0- 0	0- 0	0- 0				

RPI 1-25				RPI 26-50				RPI 51-100				RPI 101+ Team's RPI: 239			
RPI	S	Opponent	Score	RPI	S	Opponent	Score	RPI	S	Opponent	Score	RPI	S	Opponent	Score
6	A	Louisville	40 76					58	A	Belmont	53 70	130	A	Southeast Mo. St.	73 88
13	A	Mississippi St.	43 124					58	H	Belmont	56 86	130	H	Southeast Mo. St.	70 62
								71	A	UT Martin	56 98	162	A	Tennessee Tech	72 77
								71	H	UT Martin	64 89	172	H	Samford	56 84
								78	A	Southern Ill.	66 76	221	H	Eastern Ill.	92 87
												240	H	Arkansas St.	77 62
												276	A	Lipscomb	67 57
												282	H	Indiana St.	70 62
												299	A	Jacksonville St.	51 68
												327	A	Evansville	61 59
												338	H	SIUE	74 60
												340	A	Tennessee St.	81 96
												340	H	Tennessee St.	100 62
												351	A	Mississippi Val.	72 66
LAST 10 Division I															
340	A	Tennessee St.	81 96	58	H	Belmont	56 86								
58	A	Belmont	53 70	130	A	Southeast Mo. St.	73 88								
338	H	SIUE	74 60	71	A	UT Martin	56 98								
221	H	Eastern Ill.	92 87	162	A	Tennessee Tech	72 77								
340	H	Tennessee St.	100 62	299	A	Jacksonville St.	51 68								

Non-Div I Games: Cumberland (TN) 93 60 Christian Bros. 95 59

Murray St.

Loss, Non-Conf, S Site, H Home A Away N Neutral

Average RPI Win:	250	WON-LOST	WINNING	LAST 10	STRENGTH OF	OPP. STRENGTH	TEAM	ADJ.	CONF.	ADJ CONF.
Average RPI Loss:	125	RECORD	PCT. RANK	GAMES	SCHEDULE	OF SCHEDULE	RPI	RPI	RPI	RPI
DIV. I ONLY	13- 7	92	7-3	275	187	132	132	29	29	
DIV. I NON-CONF.	6- 4	123	0	151	51	80	80	29	29	
TOTALS	RPI 1-25	RPI 26-50	W-L RECORDS	RPI 51-100	RPI 101-150	RPI 150+				
13- 7	0- 1	0- 0	OVERALL	0- 2	1- 2	12- 2				
6- 1	0- 0	0- 0	HOME	0- 0	0- 1	6- 0				
6- 5	0- 1	0- 0	AWAY	0- 1	1- 1	5- 2				
1- 1	0- 0	0- 0	NEUTRAL	0- 1	0- 0	1- 0				
6- 4	0- 1	0- 0	NON-CONFERENCE	0- 2	1- 0	5- 1				
2- 0	0- 0	0- 0	HOME	0- 0	0- 0	2- 0				
3- 3	0- 1	0- 0	AWAY	0- 1	1- 0	2- 1				
1- 1	0- 0	0- 0	NEUTRAL	0- 1	0- 0	1- 0				
7- 3	0- 0	0- 0	CONFERENCE	0- 0	0- 2	7- 1				
4- 1	0- 0	0- 0	HOME	0- 0	0- 1	4- 0				
3- 2	0- 0	0- 0	AWAY	0- 0	0- 1	3- 1				
0- 0	0- 0	0- 0	NEUTRAL	0- 0	0- 0	0- 0				

RPI 1-25				RPI 26-50				RPI 51-100				RPI 101+ Team's RPI: 132			
RPI	S	Opponent	Score	RPI	S	Opponent	Score	RPI	S	Opponent	Score	RPI	S	Opponent	Score
14	A	NC State	44 80					59	N	Miami (FL)	67 68	102	A	VCU	69 58
								89	A	Georgia	54 72	129	A	Bethune-Cookman	50 70
												129	H	Bethune-Cookman	58 69
												151	H	UNC Greensboro	57 48
												171	H	Norfolk St.	53 39
												186	A	Clemson	82 74
												198	A	Akron	52 64
												240	N	Arkansas St.	55 50
												249	A	Morehead St.	74 56
												255	A	Morgan St.	38 42
												266	A	Delaware St.	69 45
												266	H	Delaware St.	58 53
												269	H	ETSU	80 69
												315	A	UMES	67 31
												343	A	Coppin St.	84 38
												346	H	South Carolina St.	66 55
												347	H	Florida A&M	71 44
LAST 10 Division I															
129	A	Bethune-Cookman	50 70	255	A	Morgan St.	38 42								
346	H	South Carolina St.	66 55	343	A	Coppin St.	84 38								
171	H	Norfolk St.	53 39	266	A	Delaware St.	69 45								
266	H	Delaware St.	58 53	315	A	UMES	67 31								
129	H	Bethune-Cookman	58 69	347	H	Florida A&M	71 44								

Non-Div I Games: Saint Augustine's 75 44 Johnson & Wales (NC121 61

N.C. A&T

Loss, Non-Conf, S Site, H Home A Away N Neutral

N.C. Central

Through Games Of Feb. 8, 2020

Average RPI Win:	306	WON-LOST	WINNING	LAST 10	STRENGTH OF	OPP. STRENGTH	TEAM	ADJ.	CONF.	ADJ CONF.
Average RPI Loss:	196	RECORD	PCT. RANK	GAMES	SCHEDULE	OF SCHEDULE	RPI	RPI	RPI	RPI
DIV. I ONLY	6- 14	284	5-5	344	240	320	320	29	29	
DIV. I NON-CONF.	2- 9	304	1-0	214	204	306	306	29	29	
TOTALS	RPI 1-25	RPI 26-50	W-L RECORDS	RPI 51-100	RPI 101-150	RPI 150+				
6- 14	0- 1	0- 0	OVERALL	0- 1	1- 2	5- 10				
3- 5	0- 0	0- 0	HOME	0- 0	1- 0	2- 5				
3- 8	0- 1	0- 0	AWAY	0- 1	0- 2	3- 4				
0- 1	0- 0	0- 0	NEUTRAL	0- 0	0- 0	0- 1				
2- 9	0- 1	0- 0	NON-CONFERENCE	0- 1	1- 1	1- 6				
1- 3	0- 0	0- 0	HOME	0- 0	1- 0	0- 3				
1- 5	0- 1	0- 0	AWAY	0- 1	0- 1	1- 2				
0- 1	0- 0	0- 0	NEUTRAL	0- 0	0- 0	0- 1				
4- 5	0- 0	0- 0	CONFERENCE	0- 0	0- 1	4- 4				
2- 2	0- 0	0- 0	HOME	0- 0	0- 0	2- 2				
2- 3	0- 0	0- 0	AWAY	0- 0	0- 1	2- 2				
0- 0	0- 0	0- 0	NEUTRAL	0- 0	0- 0	0- 0				

RPI 1-25				RPI 26-50				RPI 51-100				RPI 101+ Team's RPI: 320			
RPI	S	Opponent	Score	RPI	S	Opponent	Score	RPI	S	Opponent	Score	RPI	S	Opponent	Score
10	A	Iowa	50 102					67	A	North Carolina	53 92	118	H	Campbell	67 64
												129	A	Bethune-Cookman	52 73
												134	A	California	69 90
												171	H	Norfolk St.	75 83
												188	H	High Point	58 78
												191	N	Penn St.	68 92
												212	A	CSU Bakersfield	71 80
												246	A	Col. of Charleston	78 85
												253	H	Winthrop	46 56
												266	A	Delaware St.	54 64
												266	H	Delaware St.	60 64
												289	H	FIU	58 59
												315	A	UMES	63 65
												336	A	LIU Brooklyn	61 59
												343	A	Coppin St.	58 44
												346	H	South Carolina St.	90 49
												347	A	Florida A&M	71 70
												347	H	Florida A&M	66 57
LAST 10 Division I															
343	A	Coppin St.	58 44	129	A	Bethune-Cookman	52 73								
171	H	Norfolk St.	75 83	315	A	UMES	63 65								
346	H	South Carolina St.	90 49	266	A	Delaware St.	54 64								
266	H	Delaware St.	60 64	347	H	Florida A&M	66 57								
347	A	Florida A&M	71 70	336	A	LIU Brooklyn	61 59								

Non-Div I Games: Washington Adventis83 48 Lincoln (PA) 53 68

N.C. Central

Loss, Non-Conf, S Site, H Home A Away N Neutral

Average RPI Win:	130	WON-LOST	WINNING	LAST 10	STRENGTH OF	OPP. STRENGTH	TEAM	ADJ.	CONF.	ADJ CONF.
Average RPI Loss:	67	RECORD	PCT. RANK	GAMES	SCHEDULE	OF SCHEDULE	RPI	RPI	RPI	RPI
DIV. I ONLY	22- 1	1	9-1	93	26	14	14	5	5	
DIV. I NON-CONF.	11- 0	1	0	181	57	17	17	3	3	
TOTALS	RPI 1-25	RPI 26-50	W-L RECORDS	RPI 51-100	RPI 101-150	RPI 150+				
22- 1	2- 0	5- 0	OVERALL	3- 1	3- 0	9- 0				
12- 0	2- 0	2- 0	HOME	1- 0	3- 0	4- 0				
8- 1	0- 0	2- 0	AWAY	2- 1	0- 0	4- 0				
2- 0	0- 0	1- 0	NEUTRAL	0- 0	0- 0	1- 0				
11- 0	1- 0	1- 0	NON-CONFERENCE	0- 0	2- 0	7- 0				
7- 0	1- 0	0- 0	HOME	0- 0	2- 0	4- 0				
2- 0	0- 0	0- 0	AWAY	0- 0	0- 0	2- 0				
2- 0	0- 0	1- 0	NEUTRAL	0- 0	0- 0	1- 0				
11- 1	1- 0	4- 0	CONFERENCE	3- 1	1- 0	2- 0				
5- 0	1- 0	2- 0	HOME	1- 0	1- 0	0- 0				
6- 1	0- 0	2- 0	AWAY	2- 1	0- 0	2- 0				
0- 0	0- 0	0- 0	NEUTRAL	0- 0	0- 0	0- 0				

RPI 1-25				Team's RPI: 14		RPI 26-50				RPI 51-100				RPI 101+			
RPI	S	Opponent	Score	RPI	S	Opponent	Score	RPI	S	Opponent	Score	RPI	S	Opponent	Score		
3	H	Maryland	66 59	34	N	Texas	84 73	67	A	North Carolina	60 66	112	H	Wake Forest	59 45		
22	H	Florida St.	68 51	37	A	Virginia Tech	71 59	67	H	North Carolina	76 68	132	H	N.C. A&T	80 44		
				37	H	Virginia Tech	76 69	79	A	Boston College	72 54	144	H	Elon	62 49		
				39	A	Duke	63 60	94	A	Notre Dame	90 56	158	A	Saint Mary's (CA)	87 70		
				50	H	Virginia	80 60					178	A	Hawaii	68 59		
												186	A	Clemson	79 60		
												229	H	Lamar University	81 40		
												231	H	Chattanooga	74 38		
												237	H	Maine	62 34		
												260	N	North Texas	76 65		
												261	H	UNCW	80 40		
												275	A	Pittsburgh	88 44		
LAST 10 Division I																	
				37	A	Virginia Tech	71 59	112	H	Wake Forest	59 45						
				39	A	Duke	63 60	22	H	Florida St.	68 51						
				186	A	Clemson	79 60	94	A	Notre Dame	90 56						
				67	H	North Carolina	76 68	67	A	North Carolina	60 66						
				275	A	Pittsburgh	88 44	50	H	Virginia	80 60						

Non-Div I Games:

NC State

■ Loss,
 ■ Non-Conf,
 ■ S Site,
 ■ H Home
 ■ A Away
 N Neutral

RPI 1-25				RPI 26-50				RPI 51-100				RPI 101+				Team's RPI: 332	
RPI	S	Opponent	Score	RPI	S	Opponent	Score	RPI	S	Opponent	Score	RPI	S	Opponent	Score		
				27	A	FGCU	39 82					109	H	Liberty	53 67		
								57	A	Colorado	57 80	135	A	Cornell	44 68		
								84	H	Colgate	52 79	154	H	North Ala.	55 57		
								85	H	Penn	51 85	164	A	Columbia	43 99		
								93	A	North Florida	48 71	184	A	Jacksonville	67 88		
												184	H	Jacksonville	54 66		
												191	A	Binghamton	40 75		
												224	A	Stetson	49 72		
												227	H	Kennesaw St.	64 77		
												276	H	Lipscomb	57 65		
												280	A	Wagner	59 61		
												305	A	Vermont	59 65		
												311	H	St. Francis Brooklyn	88 69		
												313	A	Air Force	48 68		
												324	H	Fairleigh Dickinson	59 68		
												329	H	Saint Peter's	76 73		
												348	A	Hartford	61 52		
LAST 10 Division I																	
				184	H	Jacksonville	54 66	227	H	Kennesaw St.	64 77						
				154	H	North Ala.	55 57	184	A	Jacksonville	67 88						
				224	A	Stetson	49 72	93	A	North Florida	48 71						
				27	A	FGCU	39 82	109	H	Liberty	53 67						
				276	H	Lipscomb	57 65	191	A	Binghamton	40 75						

NJIT

Page 186

Average RPI Win: 230	WON-LOST	WINNING	LAST 10	STRENGTH OF	OPP. STRENGTH	TEAM	ADJ.	CONF.	ADJ CONF.
Average RPI Loss: 162	RECORD	PCT. RANK	GAMES	SCHEDULE	OF SCHEDULE	RPI	RPI	RPI	RPI
DIV. I ONLY	6- 15	289	2-8	207	214	297	297	15	15
DIV. I NON-CONF.	4- 6	212	0	316	243	287	287	15	15
TOTALS	RPI 1-25	RPI 26-50	W-L RECORDS	RPI 51-100	RPI 101-150	RPI 150+			
6- 15	0- 0	0- 0	OVERALL	0- 4	1- 4	5- 7			
5- 6	0- 0	0- 0	HOME	0- 2	1- 2	4- 2			
1- 9	0- 0	0- 0	AWAY	0- 2	0- 2	1- 5			
0- 0	0- 0	0- 0	NEUTRAL	0- 0	0- 0	0- 0			
4- 6	0- 0	0- 0	NON-CONFERENCE	0- 1	0- 0	4- 5			
3- 1	0- 0	0- 0	HOME	0- 0	0- 0	3- 1			
1- 5	0- 0	0- 0	AWAY	0- 1	0- 0	1- 4			
0- 0	0- 0	0- 0	NEUTRAL	0- 0	0- 0	0- 0			
2- 9	0- 0	0- 0	CONFERENCE	0- 3	1- 4	1- 2			
2- 5	0- 0	0- 0	HOME	0- 2	1- 2	1- 1			
0- 4	0- 0	0- 0	AWAY	0- 1	0- 2	0- 1			
0- 0	0- 0	0- 0	NEUTRAL	0- 0	0- 0	0- 0			

RPI 1-25				RPI 26-50				RPI 51-100				RPI 101+				Team's RPI: 297	
RPI	S	Opponent	Score	RPI	S	Opponent	Score	RPI	S	Opponent	Score	RPI	S	Opponent	Score		
								67	A	North Carolina	40	80	125	A	Lehigh	40	70
								74	H	Bucknell	34	61	125	H	Lehigh	53	60
								84	A	Colgate	55	80	140	A	Holy Cross	43	57
								84	H	Colgate	53	65	140	H	Holy Cross	49	58
													150	H	Boston U.	46	41
													156	A	Lafayette	52	79
													186	A	Clemson	65	52
													201	H	La Salle	61	46
													209	A	Saint Joseph's	40	49
													217	H	George Mason	58	67
													220	A	Fairfield	52	66
													227	H	Kennesaw St.	82	62
													237	A	Maine	41	46
													254	H	Loyola Maryland	44	50
													301	H	Army West Point	57	45
													305	A	Vermont	56	64
													313	H	Air Force	67	59
LAST 10 Division I																	
				84	H	Colgate	53	65	156	A	Lafayette	52	79				
				254	H	Loyola Maryland	44	50	125	H	Lehigh	53	60				
				140	A	Holy Cross	43	57	84	A	Colgate	55	80				
				301	H	Army West Point	57	45	74	H	Bucknell	34	61				
				150	H	Boston U.	46	41	140	H	Holy Cross	49	58				

Non-Div I Games: Stevenson 70 36

Navy

Nebraska

Through Games Of Feb. 8, 2020

Average RPI Win:	163	WON-LOST	WINNING	LAST 10	STRENGTH OF	OPP. STRENGTH	TEAM	ADJ.	CONF.	ADJ CONF.
Average RPI Loss:	38	RECORD	PCT. RANK	GAMES	SCHEDULE	OF SCHEDULE	RPI	RPI	RPI	RPI
DIV. I ONLY	15- 8	83	4-6	70	31	66	66	2	2	
DIV. I NON-CONF.	10- 1	20	0	285	151	92	92	2	2	
TOTALS	RPI 1-25	RPI 26-50	W-L RECORDS	RPI 51-100	RPI 101-150	RPI 150+				
15- 8	1- 2	2- 4	OVERALL	2- 1	3- 1	7- 0				
11- 3	1- 0	2- 3	HOME	1- 0	1- 0	6- 0				
2- 5	0- 2	0- 1	AWAY	0- 1	2- 1	0- 0				
2- 0	0- 0	0- 0	NEUTRAL	1- 0	0- 0	1- 0				
10- 1	0- 0	1- 1	NON-CONFERENCE	1- 0	1- 0	7- 0				
7- 1	0- 0	1- 1	HOME	0- 0	0- 0	6- 0				
1- 0	0- 0	0- 0	AWAY	0- 0	1- 0	0- 0				
2- 0	0- 0	0- 0	NEUTRAL	1- 0	0- 0	1- 0				
5- 7	1- 2	1- 3	CONFERENCE	1- 1	2- 1	0- 0				
4- 2	1- 0	1- 2	HOME	1- 0	1- 0	0- 0				
1- 5	0- 2	0- 1	AWAY	0- 1	1- 1	0- 0				
0- 0	0- 0	0- 0	NEUTRAL	0- 0	0- 0	0- 0				

RPI 1-25				RPI 26-50				RPI 51-100 Team's RPI: 66				RPI 101+			
RPI	S	Opponent	Score	RPI	S	Opponent	Score	RPI	S	Opponent	Score	RPI	S	Opponent	Score
3	A	Maryland	69 87	28	H	Ohio St.	74 80	51	A	Minnesota	61 67	101	A	Michigan St.	70 78
10	A	Iowa	60 76	31	H	Creighton	74 79	51	H	Minnesota	72 58	122	A	Wisconsin	72 71
10	H	Iowa	78 69	33	H	Purdue	68 76	82	N	Southern California	67 54	122	H	Wisconsin	65 50
				35	H	Michigan	74 71					131	A	Missouri	90 85
				39	H	Duke	83 79					222	H	Oral Roberts	77 67
				47	A	Rutgers	65 69					230	H	Manhattan	71 51
												238	H	Southern U.	73 39
												255	H	Morgan St.	78 55
												271	H	Alabama A&M	68 46
												292	N	Sacred Heart	72 49
												338	H	SIUE	63 49
LAST 10 Division I															
10	A	Iowa	60 76	35	H	Michigan	74 71								
28	H	Ohio St.	74 80	3	A	Maryland	69 87								
51	A	Minnesota	61 67	47	A	Rutgers	65 69								
122	A	Wisconsin	72 71	122	H	Wisconsin	65 50								
33	H	Purdue	68 76	51	H	Minnesota	72 58								

Non-Div I Games:

Nebraska

■ Loss,
 ■ Non-Conf,
 ■ S Site,
 ■ H Home
 ■ A Away
 N Neutral

Average RPI Win: 275	WON-LOST	WINNING	LAST 10	STRENGTH OF	OPP. STRENGTH	TEAM	ADJ.	CONF.	ADJ CONF.
Average RPI Loss: 170	RECORD	PCT. RANK	GAMES	SCHEDULE	OF SCHEDULE	RPI	RPI	RPI	RPI
DIV. I ONLY	11- 12	190	5-5	317	247	256	256	17	17
DIV. I NON-CONF.	6- 4	123	0	320	302	221	221	23	23
TOTALS	RPI 1-25	RPI 26-50	W-L RECORDS	RPI 51-100	RPI 101-150	RPI 150+			
11- 12	0- 0	0- 0	OVERALL	0- 2	0- 3	11- 7			
7- 4	0- 0	0- 0	HOME	0- 0	0- 2	7- 2			
3- 8	0- 0	0- 0	AWAY	0- 2	0- 1	3- 5			
1- 0	0- 0	0- 0	NEUTRAL	0- 0	0- 0	1- 0			
6- 4	0- 0	0- 0	NON-CONFERENCE	0- 2	0- 1	6- 1			
4- 1	0- 0	0- 0	HOME	0- 0	0- 1	4- 0			
1- 3	0- 0	0- 0	AWAY	0- 2	0- 0	1- 1			
1- 0	0- 0	0- 0	NEUTRAL	0- 0	0- 0	1- 0			
5- 8	0- 0	0- 0	CONFERENCE	0- 0	0- 2	5- 6			
3- 3	0- 0	0- 0	HOME	0- 0	0- 1	3- 2			
2- 5	0- 0	0- 0	AWAY	0- 0	0- 1	2- 4			
0- 0	0- 0	0- 0	NEUTRAL	0- 0	0- 0	0- 0			

RPI S	Opponent	Score	RPI S	Opponent	Score	RPI S	Opponent	Score	RPI S	Opponent	Score	Team's RPI: 256
						82	A Southern California	47 50	106	H SFA	65 80	
						96	A Utah	62 68	124	A Boise St.	40 54	
									124	H Boise St.	72 83	
									152	A San Jose St.	80 76	
									152	H San Jose St.	70 72	
									158	H Saint Mary's (CA)	78 72	
									176	A UNLV	64 66	
									194	A New Mexico	67 87	
									195	A Portland St.	75 80	
									205	A Wyoming	59 83	
									258	H San Diego St.	70 69	
									268	A Colorado St.	70 75	
									268	H Colorado St.	74 63	
									277	H Utah St.	69 60	
									306	N UTRGV	62 57	
									308	H Sacramento St.	83 72	
									312	H Cal Poly	71 40	
									313	A Air Force	71 67	
									313	H Air Force	61 68	
									326	A Utah Valley	60 57	
									350	H Chicago St.	80 60	
LAST 10 Division I												
			152	A San Jose St.	80 76		176	A UNLV	64 66			
			313	A Air Force	71 67		258	H San Diego St.	70 69			
			124	H Boise St.	72 83		205	A Wyoming	59 83			
			268	H Colorado St.	74 63		277	H Utah St.	69 60			
			194	A New Mexico	67 87		152	H San Jose St.	70 72			

Non-Div I Games: Stanislaus St. 80 62

Nevada

New Hampshire

Through Games Of Feb. 8, 2020

Average RPI Win:	320	WON-LOST	WINNING	LAST 10	STRENGTH OF	OPP. STRENGTH	TEAM	ADJ.	CONF.	ADJ CONF.
Average RPI Loss:	159	RECORD	PCT. RANK	GAMES	SCHEDULE	OF SCHEDULE	RPI	RPI	RPI	RPI
DIV. I ONLY	6- 15	289	4-6	164	320	257	257	28	28	
DIV. I NON-CONF.	2- 9	304	0	179	268	293	293	28	28	
TOTALS	RPI 1-25	RPI 26-50	W-L RECORDS	RPI 51-100	RPI 101-150	RPI 150+				
6- 15	0- 2	0- 0	OVERALL	0- 2	0- 3	6- 8				
2- 6	0- 0	0- 0	HOME	0- 1	0- 1	2- 4				
4- 9	0- 2	0- 0	AWAY	0- 1	0- 2	4- 4				
0- 0	0- 0	0- 0	NEUTRAL	0- 0	0- 0	0- 0				
2- 9	0- 2	0- 0	NON-CONFERENCE	0- 0	0- 3	2- 4				
1- 3	0- 0	0- 0	HOME	0- 0	0- 1	1- 2				
1- 6	0- 2	0- 0	AWAY	0- 0	0- 2	1- 2				
0- 0	0- 0	0- 0	NEUTRAL	0- 0	0- 0	0- 0				
4- 6	0- 0	0- 0	CONFERENCE	0- 2	0- 0	4- 4				
1- 3	0- 0	0- 0	HOME	0- 1	0- 0	1- 2				
3- 3	0- 0	0- 0	AWAY	0- 1	0- 0	3- 2				
0- 0	0- 0	0- 0	NEUTRAL	0- 0	0- 0	0- 0				

RPI 1-25				RPI 26-50				RPI 51-100				RPI 101+ Team's RPI: 257			
RPI	S	Opponent	Score	RPI	S	Opponent	Score	RPI	S	Opponent	Score	RPI	S	Opponent	Score
9	A	Baylor	29 97					77	A	Stony Brook	50 52	140	A	Holy Cross	61 82
19	A	Princeton	37 77					77	H	Stony Brook	44 53	148	A	Massachusetts	65 67
												150	H	Boston U.	64 78
												191	H	Binghamton	53 63
												202	A	Dartmouth	47 66
												208	A	Merrimack	54 64
												214	H	Brown	68 76
												215	A	UMass Lowell	53 58
												215	H	UMass Lowell	53 66
												237	A	Maine	50 67
												279	H	North Dakota St.	61 67
												296	A	UMBC	72 63
												305	A	Vermont	59 51
												309	A	Albany (NY)	48 47
												319	A	Bryant	68 56
												344	H	Central Conn. St.	70 59
												348	H	Hartford	72 71
LAST 10 Division I															
77	A	Stony Brook	50 52	309	A	Albany (NY)	48 47								
215	H	UMass Lowell	53 66	77	H	Stony Brook	44 53								
305	A	Vermont	59 51	237	A	Maine	50 67								
191	H	Binghamton	53 63	348	H	Hartford	72 71								
296	A	UMBC	72 63	215	A	UMass Lowell	53 58								

Non-Div I Games: Wheaton (MA) 89 44

New Hampshire

Loss, Non-Conf, S Site, H Home A Away N Neutral

New Mexico

Through Games Of Feb. 8, 2020

Average RPI Win:	233	WON-LOST	WINNING	LAST 10	STRENGTH OF	OPP. STRENGTH	TEAM	ADJ.	CONF.	ADJ CONF.
Average RPI Loss:	135	RECORD	PCT. RANK	GAMES	SCHEDULE	OF SCHEDULE	RPI	RPI	RPI	RPI
DIV. I ONLY	12- 12	175	4-6	165	190	194	194	17	17	
DIV. I NON-CONF.	8- 4	90	0	235	148	147	147	23	23	
TOTALS	RPI 1-25	RPI 26-50	W-L RECORDS	RPI 51-100	RPI 101-150	RPI 150+				
12- 12	0- 0	0- 2	OVERALL	0- 3	2- 1	10- 6				
7- 6	0- 0	0- 0	HOME	0- 2	1- 0	6- 4				
4- 5	0- 0	0- 1	AWAY	0- 1	0- 1	4- 2				
1- 1	0- 0	0- 1	NEUTRAL	0- 0	1- 0	0- 0				
8- 4	0- 0	0- 2	NON-CONFERENCE	0- 1	2- 0	6- 1				
5- 2	0- 0	0- 0	HOME	0- 1	1- 0	4- 1				
2- 1	0- 0	0- 1	AWAY	0- 0	0- 0	2- 0				
1- 1	0- 0	0- 1	NEUTRAL	0- 0	1- 0	0- 0				
4- 8	0- 0	0- 0	CONFERENCE	0- 2	0- 1	4- 5				
2- 4	0- 0	0- 0	HOME	0- 1	0- 0	2- 3				
2- 4	0- 0	0- 0	AWAY	0- 1	0- 1	2- 2				
0- 0	0- 0	0- 0	NEUTRAL	0- 0	0- 0	0- 0				

RPI 1-25			RPI 26-50			RPI 51-100			RPI 101+			Team's RPI: 194
RPI	S	Opponent	Score	RPI	S	Opponent	Score	RPI	S	Opponent	Score	
29	A	Arizona St.	47 84	63	A	Fresno St.	81 84	124	A	Boise St.	82 83	
46	N	West Virginia	60 73	63	H	Fresno St.	78 84	131	N	Missouri	71 68	
				73	H	Ball St.	57 70	141	H	Providence	86 68	
								152	A	San Jose St.	85 89	
								152	H	San Jose St.	80 81	
								155	H	Houston	81 71	
								176	H	UNLV	51 68	
								185	H	Northern Ariz.	83 76	
								205	A	Wyoming	74 71	
								205	H	Wyoming	66 73	
								211	A	UTEP	93 78	
								256	H	Nevada	87 67	
								258	A	San Diego St.	74 75	
								268	H	Colorado St.	73 62	
								281	H	LMU (CA)	72 73	
								288	H	UC Riverside	80 70	
								313	A	Air Force	75 53	
								321	A	New Mexico St.	86 67	
								321	H	New Mexico St.	107 53	
LAST 10 Division I												
205	A	Wyoming	74 71	176	H	UNLV	51 68					
63	H	Fresno St.	78 84	268	H	Colorado St.	73 62					
258	A	San Diego St.	74 75	313	A	Air Force	75 53					
256	H	Nevada	87 67	63	A	Fresno St.	81 84					
152	A	San Jose St.	85 89	152	H	San Jose St.	80 81					

Non-Div I Games: Northern N.M. 92 44

New Mexico

■ Loss,
 ■ Non-Conf, S Site,
 ■ Home
 ■ Away
 N Neutral

Average RPI Win:	317	WON-LOST	WINNING	LAST 10	STRENGTH OF	OPP. STRENGTH	TEAM	ADJ.	CONF.	ADJ CONF.
Average RPI Loss:	209	RECORD	PCT. RANK	GAMES	SCHEDULE	OF SCHEDULE	RPI	RPI	RPI	RPI
DIV. I ONLY	7- 15	271	5-5	321	333	321	321	31	31	
DIV. I NON-CONF.	2- 10	313	0	248	284	321	321	32	32	
TOTALS	RPI 1-25	RPI 26-50	W-L RECORDS	RPI 51-100	RPI 101-150	RPI 150+				
7- 15	0- 0	0- 1	OVERALL	0- 0	0- 1	7- 13				
5- 7	0- 0	0- 1	HOME	0- 0	0- 0	5- 6				
2- 6	0- 0	0- 0	AWAY	0- 0	0- 1	2- 5				
0- 2	0- 0	0- 0	NEUTRAL	0- 0	0- 0	0- 2				
2- 10	0- 0	0- 1	NON-CONFERENCE	0- 0	0- 1	2- 8				
1- 5	0- 0	0- 1	HOME	0- 0	0- 0	1- 4				
1- 3	0- 0	0- 0	AWAY	0- 0	0- 1	1- 2				
0- 2	0- 0	0- 0	NEUTRAL	0- 0	0- 0	0- 2				
5- 5	0- 0	0- 0	CONFERENCE	0- 0	0- 0	5- 5				
4- 2	0- 0	0- 0	HOME	0- 0	0- 0	4- 2				
1- 3	0- 0	0- 0	AWAY	0- 0	0- 0	1- 3				
0- 0	0- 0	0- 0	NEUTRAL	0- 0	0- 0	0- 0				

RPI 1-25				RPI 26-50				RPI 51-100				RPI 101+ Team's RPI: 321			
RPI	S	Opponent	Score	RPI	S	Opponent	Score	RPI	S	Opponent	Score	RPI	S	Opponent	Score
				29	H	Arizona St.	47 70					113	A	Abilene Christian	54 67
												177	N	Western Mich.	76 79
												187	H	Pepperdine	69 72
												194	A	New Mexico	53 107
												194	H	New Mexico	67 86
												211	A	UTEP	45 65
												211	H	UTEP	57 63
												212	A	CSU Bakersfield	59 60
												219	A	UMKC	52 56
												219	H	UMKC	50 55
												236	A	Grand Canyon	49 60
												288	H	UC Riverside	58 60
												290	H	California Baptist	57 56
												293	A	Denver	78 75
												306	H	UTRGV	76 75
												310	H	Seattle U	83 65
												316	N	Georgia St.	51 59
												322	H	Weber St.	77 47
												326	H	Utah Valley	54 58
												350	A	Chicago St.	73 60
												350	H	Chicago St.	80 56
LAST 10 Division I															
				219	H	UMKC	50 55	310	H	Seattle U	83 65				
				350	H	Chicago St.	80 56	326	H	Utah Valley	54 58				
				236	A	Grand Canyon	49 60	219	A	UMKC	52 56				
				212	A	CSU Bakersfield	59 60	350	A	Chicago St.	73 60				
				306	H	UTRGV	76 75	290	H	California Baptist	57 56				

Non-Div I Games: Western N.M. 75 56

New Mexico St.

■ Loss,
 ■ Non-Conf,
 ■ S Site,
 ■ H Home
 ■ A Away
 N Neutral

Average RPI Win:	261	WON-LOST	WINNING	LAST 10	STRENGTH OF	OPP. STRENGTH	TEAM	ADJ.	CONF.	ADJ CONF.
Average RPI Loss:	130	RECORD	PCT. RANK	GAMES	SCHEDULE	OF SCHEDULE	RPI	RPI	RPI	RPI
DIV. I ONLY	10- 10	175	7-3	172	271	167	167	23	23	
DIV. I NON-CONF.	2- 5	259	0	82	129	185	185	21	21	
TOTALS	RPI 1-25	RPI 26-50	W-L RECORDS	RPI 51-100	RPI 101-150	RPI 150+				
10- 10	0- 1	0- 2	OVERALL	0- 0	1- 3	9- 4				
5- 3	0- 0	0- 0	HOME	0- 0	1- 1	4- 2				
5- 7	0- 1	0- 2	AWAY	0- 0	0- 2	5- 2				
0- 0	0- 0	0- 0	NEUTRAL	0- 0	0- 0	0- 0				
2- 5	0- 1	0- 2	NON-CONFERENCE	0- 0	0- 0	2- 2				
1- 1	0- 0	0- 0	HOME	0- 0	0- 0	1- 1				
1- 4	0- 1	0- 2	AWAY	0- 0	0- 0	1- 1				
0- 0	0- 0	0- 0	NEUTRAL	0- 0	0- 0	0- 0				
8- 5	0- 0	0- 0	CONFERENCE	0- 0	1- 3	7- 2				
4- 2	0- 0	0- 0	HOME	0- 0	1- 1	3- 1				
4- 3	0- 0	0- 0	AWAY	0- 0	0- 2	4- 1				
0- 0	0- 0	0- 0	NEUTRAL	0- 0	0- 0	0- 0				

RPI 1-25				RPI 26-50				RPI 51-100				RPI 101+ Team's RPI: 167			
RPI	S	Opponent	Score	RPI	S	Opponent	Score	RPI	S	Opponent	Score	RPI	S	Opponent	Score
21	A	LSU	49 83	41	A	Arkansas	52 82					106	A	SFA	47 59
				48	A	Iowa St.	53 71					106	H	SFA	53 50
												113	A	Abilene Christian	62 76
												114	H	A&M-Corpus Christi	53 83
												168	H	Louisiana	60 65
												170	H	Sam Houston St.	46 78
												210	A	Central Ark.	49 37
												218	H	North Dakota	79 73
												223	A	Southeastern La.	57 73
												229	A	Lamar University	62 57
												278	A	Ole Miss	69 64
												286	A	Incarnate Word	67 55
												291	H	Nicholls St.	77 65
												295	A	Texas St.	49 51
												323	H	Houston Baptist	88 84
												333	A	Northwestern St.	77 63
												334	H	McNeese	78 59
LAST 10 Division I															
106	A	SFA	47 59	114	H	A&M-Corpus Christi	53 83								
323	H	Houston Baptist	88 84	334	H	McNeese	78 59								
223	A	Southeastern La.	57 73	286	A	Incarnate Word	67 55								
333	A	Northwestern St.	77 63	210	A	Central Ark.	49 37								
291	H	Nicholls St.	77 65	106	H	SFA	53 50								

Non-Div I Games: Pensacola Christian91 31 Tougaloo 91 69

New Orleans

Loss, Non-Conf, S Site, H Home A Away N Neutral

Niagara

Through Games Of Feb. 8, 2020

Average RPI Win: 297	WON-LOST	WINNING	LAST 10	STRENGTH OF	OPP. STRENGTH	TEAM	ADJ.	CONF.	ADJ CONF.
Average RPI Loss: 162	RECORD	PCT. RANK	GAMES	SCHEDULE	OF SCHEDULE	RPI	RPI	RPI	RPI
DIV. I ONLY	7- 15	271	4-6	197	322	269	269	24	24
DIV. I NON-CONF.	2- 7	288	0	185	325	272	272	25	25
TOTALS	RPI 1-25	RPI 26-50	W-L RECORDS	RPI 51-100	RPI 101-150	RPI 150+			
7- 15	0- 0	0- 1	OVERALL	0- 5	0- 2	7- 7			
4- 5	0- 0	0- 0	HOME	0- 2	0- 1	4- 2			
3- 10	0- 0	0- 1	AWAY	0- 3	0- 1	3- 5			
0- 0	0- 0	0- 0	NEUTRAL	0- 0	0- 0	0- 0			
2- 7	0- 0	0- 1	NON-CONFERENCE	0- 1	0- 2	2- 3			
1- 1	0- 0	0- 0	HOME	0- 0	0- 1	1- 0			
1- 6	0- 0	0- 1	AWAY	0- 1	0- 1	1- 3			
0- 0	0- 0	0- 0	NEUTRAL	0- 0	0- 0	0- 0			
5- 8	0- 0	0- 0	CONFERENCE	0- 4	0- 0	5- 4			
3- 4	0- 0	0- 0	HOME	0- 2	0- 0	3- 2			
2- 4	0- 0	0- 0	AWAY	0- 2	0- 0	2- 2			
0- 0	0- 0	0- 0	NEUTRAL	0- 0	0- 0	0- 0			

RPI S	Opponent	Score	RPI S	Opponent	Score	RPI S	Opponent	Score	RPI S	Opponent	Score	Team's RPI: 269
			47 Rutgers		37 87	81 Marist		57 82	111 Buffalo		67 81	
						81 Marist		67 94	135 Cornell		59 82	
						84 Colgate		72 85	191 Binghamton		55 74	
						97 Rider		75 79	220 Fairfield		65 77	
						97 Rider		55 71	226 Iona		63 57	
									226 Iona		58 70	
									230 Manhattan		65 68	
									267 Howard		42 91	
									274 Siena		54 59	
									274 Siena		68 61	
									283 Oakland		77 63	
									284 Monmouth		73 70	
									294 St. Bonaventure		67 71	
									329 Saint Peter's		97 89	
									339 Canisius		81 62	
									343 Coppin St.		82 67	
LAST 10 Division I												
			226 Iona		58 70	97 Rider		55 71				
			220 Fairfield		65 77	329 Saint Peter's		97 89				
			81 Marist		57 82	284 Monmouth		73 70				
			274 Siena		54 59	226 Iona		63 57				
			339 Canisius		81 62	81 Marist		67 94				

Non-Div I Games:

Niagara

Loss,
 Non-Conf,
 S Site,
 H Home
 A Away
 N Neutral

Average RPI Win:	306	WON-LOST	WINNING	LAST 10	STRENGTH OF	OPP. STRENGTH	TEAM	ADJ.	CONF.	ADJ CONF.
Average RPI Loss:	145	RECORD	PCT. RANK	GAMES	SCHEDULE	OF SCHEDULE	RPI	RPI	RPI	RPI
DIV. I ONLY	4- 16	317	3-7	161	238	291	291	23	23	
DIV. I NON-CONF.	1- 6	318	0	43	45	228	228	21	21	
TOTALS	RPI 1-25	RPI 26-50	W-L RECORDS	RPI 51-100	RPI 101-150	RPI 150+				
4- 16	0- 3	0- 0	OVERALL	0- 2	0- 3	4- 8				
2- 5	0- 0	0- 0	HOME	0- 0	0- 2	2- 3				
2- 10	0- 3	0- 0	AWAY	0- 1	0- 1	2- 5				
0- 1	0- 0	0- 0	NEUTRAL	0- 1	0- 0	0- 0				
1- 6	0- 3	0- 0	NON-CONFERENCE	0- 2	0- 0	1- 1				
1- 0	0- 0	0- 0	HOME	0- 0	0- 0	1- 0				
0- 5	0- 3	0- 0	AWAY	0- 1	0- 0	0- 1				
0- 1	0- 0	0- 0	NEUTRAL	0- 1	0- 0	0- 0				
3- 10	0- 0	0- 0	CONFERENCE	0- 0	0- 3	3- 7				
1- 5	0- 0	0- 0	HOME	0- 0	0- 2	1- 3				
2- 5	0- 0	0- 0	AWAY	0- 0	0- 1	2- 4				
0- 0	0- 0	0- 0	NEUTRAL	0- 0	0- 0	0- 0				

RPI 1-25				RPI 26-50				RPI 51-100				RPI 101+ Team's RPI: 291			
RPI	S	Opponent	Score	RPI	S	Opponent	Score	RPI	S	Opponent	Score	RPI	S	Opponent	Score
15	A	Indiana	47 111					87	A	Rice	47 71	106	H	SFA	61 78
21	A	LSU	32 63					93	N	North Florida	61 64	113	H	Abilene Christian	84 95
23	A	TCU	47 72									114	A	A&M-Corpus Christi	49 55
												167	A	New Orleans	65 77
												170	A	Sam Houston St.	71 87
												170	H	Sam Houston St.	77 80
												184	A	Jacksonville	55 72
												210	H	Central Ark.	46 53
												223	A	Southeastern La.	67 65
												229	H	Lamar University	78 84
												286	A	Incarinate Word	51 53
												323	A	Houston Baptist	84 78
												333	A	Northwestern St.	54 58
												334	H	McNeese	79 63
												345	H	La.-Monroe	74 59
LAST 10 Division I															
170	H	Sam Houston St.	77 80	210	H	Central Ark.	46 53								
106	H	SFA	61 78	333	A	Northwestern St.	54 58								
334	H	McNeese	79 63	223	A	Southeastern La.	67 65								
167	A	New Orleans	65 77	229	H	Lamar University	78 84								
323	A	Houston Baptist	84 78	170	A	Sam Houston St.	71 87								

Non-Div I Games: Southern-N.O. 94 61 Paul Quinn 101 68

Nicholls St.

Loss, Non-Conf, S Site, H Home A Away N Neutral

Norfolk St.

Through Games Of Feb. 8. 2020

Average RPI Win:	248	WON-LOST	WINNING	LAST 10	STRENGTH OF	OPP. STRENGTH	TEAM	ADJ.	CONF.	ADJ CONF.
Average RPI Loss:	143	RECORD	PCT. RANK	GAMES	SCHEDULE	OF SCHEDULE	RPI	RPI	RPI	RPI
DIV. I ONLY	13- 8	99	8-2	250	287	171	171	29	29	
DIV. I NON-CONF.	5- 7	205	0-1	118	206	175	175	29	29	
TOTALS	RPI 1-25	RPI 26-50	W-L RECORDS	RPI 51-100	RPI 101-150	RPI 150+				
13- 8	0- 0	0- 1	OVERALL	1- 0	1- 5	11- 2				
7- 3	0- 0	0- 0	HOME	0- 0	1- 2	6- 1				
5- 4	0- 0	0- 0	AWAY	0- 0	0- 3	5- 1				
1- 1	0- 0	0- 1	NEUTRAL	1- 0	0- 0	0- 0				
5- 7	0- 0	0- 1	NON-CONFERENCE	1- 0	0- 4	4- 2				
2- 3	0- 0	0- 0	HOME	0- 0	0- 2	2- 1				
2- 3	0- 0	0- 0	AWAY	0- 0	0- 2	2- 1				
1- 1	0- 0	0- 1	NEUTRAL	1- 0	0- 0	0- 0				
8- 1	0- 0	0- 0	CONFERENCE	0- 0	1- 1	7- 0				
5- 0	0- 0	0- 0	HOME	0- 0	1- 0	4- 0				
3- 1	0- 0	0- 0	AWAY	0- 0	0- 1	3- 0				
0- 0	0- 0	0- 0	NEUTRAL	0- 0	0- 0	0- 0				

RPI 1-25				RPI 26-50				RPI 51-100				RPI 101+				Team's RPI: 171
RPI	S	Opponent	Score	RPI	S	Opponent	Score	RPI	S	Opponent	Score	RPI	S	Opponent	Score	
				46	N	West Virginia	55 72	93	N	North Florida	57 54	109	H	Liberty	48 67	
												128	A	William & Mary	56 65	
												129	H	Bethune-Cookman	61 51	
												132	A	N.C. A&T	39 53	
												136	A	Richmond	69 77	
												143	H	Robert Morris	62 69	
												173	A	Hampton	77 56	
												184	A	Jacksonville	71 64	
												188	H	High Point	72 58	
												201	H	La Salle	52 55	
												247	A	Marshall	69 75	
												259	H	Longwood	49 46	
												266	H	Delaware St.	65 57	
												267	A	Howard	83 80	
												315	H	UMES	68 45	
												320	A	N.C. Central	83 75	
												343	A	Coppin St.	85 48	
												346	H	South Carolina St.	76 42	
												347	H	Florida A&M	59 51	
LAST 10 Division I																
				266	H	Delaware St.	65 57	315	H	UMES	68 45					
				320	A	N.C. Central	83 75	267	A	Howard	83 80					
				132	A	N.C. A&T	39 53	343	A	Coppin St.	85 48					
				347	H	Florida A&M	59 51	129	H	Bethune-Cookman	61 51					
				346	H	South Carolina St.	76 42	136	A	Richmond	69 77					

Non-Div I Games: Virginia-Lynchburg 123 48

Norfolk St.

■ Loss,
■ Non-Conf,
■ S Site,
■ H Home
■ A Away
N Neutral

Average RPI Win: 258		WON-LOST	WINNING	LAST 10	STRENGTH OF	OPP. STRENGTH	TEAM	ADJ.	CONF.	ADJ CONF.
Average RPI Loss: 111		RECORD	PCT. RANK	GAMES	SCHEDULE	OF SCHEDULE	RPI	RPI	RPI	RPI
DIV. I ONLY		14- 6	61	7-3	327	225	154	154	16	16
DIV. I NON-CONF.		7- 3	80	0	347	326	229	229	16	16
TOTALS	RPI 1-25	RPI 26-50		W-L RECORDS	RPI 51-100		RPI 101-150		RPI 150+	
14- 6	0- 1	0- 2		OVERALL	1- 0		2- 0		11- 3	
5- 2	0- 0	0- 1		HOME	1- 0		1- 0		3- 1	
5- 4	0- 1	0- 1		AWAY	0- 0		1- 0		4- 2	
4- 0	0- 0	0- 0		NEUTRAL	0- 0		0- 0		4- 0	
7- 3	0- 1	0- 1		NON-CONFERENCE	0- 0		0- 0		7- 1	
1- 1	0- 0	0- 0		HOME	0- 0		0- 0		1- 1	
2- 2	0- 1	0- 1		AWAY	0- 0		0- 0		2- 0	
4- 0	0- 0	0- 0		NEUTRAL	0- 0		0- 0		4- 0	
7- 3	0- 0	0- 1		CONFERENCE	1- 0		2- 0		4- 2	
4- 1	0- 0	0- 1		HOME	1- 0		1- 0		2- 0	
3- 2	0- 0	0- 0		AWAY	0- 0		1- 0		2- 2	
0- 0	0- 0	0- 0		NEUTRAL	0- 0		0- 0		0- 0	

RPI 1-25				RPI 26-50				RPI 51-100				RPI 101+				Team's RPI: 154	
RPI	S	Opponent	Score	RPI	S	Opponent	Score	RPI	S	Opponent	Score	RPI	S	Opponent	Score		
10	A	Iowa	81 86	27	H	FGCU	63 74	93	H	North Florida	54 51	109	A	Liberty	76 71		
				48	A	Iowa St.	72 80					109	H	Liberty	86 75		
												172	H	Samford	63 79		
												184	A	Jacksonville	56 67		
												184	H	Jacksonville	76 65		
												224	H	Stetson	68 57		
												227	A	Kennesaw St.	56 59		
												271	N	Alabama A&M	80 65		
												276	A	Lipscomb	84 72		
												302	N	UC Irvine	88 60		
												331	A	Alabama St.	81 60		
												332	A	NJIT	57 55		
												338	N	SIUE	85 67		
												340	A	Tennessee St.	88 63		
												346	N	South Carolina St.	99 46		
												351	H	Mississippi Val.	86 60		
LAST 10 Division I																	
				109	H	Liberty	86 75	27	H	FGCU	63 74						
				332	A	NJIT	57 55	109	A	Liberty	76 71						
				184	A	Jacksonville	56 67	276	A	Lipscomb	84 72						
				227	A	Kennesaw St.	56 59	184	H	Jacksonville	76 65						
				224	H	Stetson	68 57	93	H	North Florida	54 51						

Non-Div I Games:	Virginia-Lynchburg	128	26	Oakwood	120	38
------------------	--------------------	-----	----	---------	-----	----

North Ala.

Loss, Non-Conf, S Site, H Home A Away N Neutral

North Carolina

Through Games Of Feb. 8, 2020

Average RPI Win:	175	WON-LOST	WINNING	LAST 10	STRENGTH OF	OPP. STRENGTH	TEAM	ADJ.	CONF.	ADJ CONF.
Average RPI Loss:	32	RECORD	PCT. RANK	GAMES	SCHEDULE	OF SCHEDULE	RPI	RPI	RPI	RPI
DIV. I ONLY	16- 7	63	5-5	123	13	67	67	5	5	
DIV. I NON-CONF.	9- 2	38	0	329	66	136	136	3	3	
TOTALS	RPI 1-25	RPI 26-50	W-L RECORDS	RPI 51-100	RPI 101-150	RPI 150+				
16- 7	1- 3	2- 3	OVERALL	3- 1	2- 0	8- 0				
11- 2	1- 1	1- 1	HOME	1- 0	1- 0	7- 0				
2- 5	0- 2	1- 2	AWAY	1- 1	0- 0	0- 0				
3- 0	0- 0	0- 0	NEUTRAL	1- 0	1- 0	1- 0				
9- 2	0- 0	0- 1	NON-CONFERENCE	1- 1	2- 0	6- 0				
6- 1	0- 0	0- 1	HOME	0- 0	1- 0	5- 0				
0- 1	0- 0	0- 0	AWAY	0- 1	0- 0	0- 0				
3- 0	0- 0	0- 0	NEUTRAL	1- 0	1- 0	1- 0				
7- 5	1- 3	2- 2	CONFERENCE	2- 0	0- 0	2- 0				
5- 1	1- 1	1- 0	HOME	1- 0	0- 0	2- 0				
2- 4	0- 2	1- 2	AWAY	1- 0	0- 0	0- 0				
0- 0	0- 0	0- 0	NEUTRAL	0- 0	0- 0	0- 0				

RPI 1-25				RPI 26-50				RPI 51-100				RPI 101+			
RPI	S	Opponent	Score	RPI	S	Opponent	Score	RPI	S	Opponent	Score	RPI	S	Opponent	Score
6	H	Louisville	67 74	37	A	Virginia Tech	70 76	59	H	Miami (FL)	78 58	131	N	Missouri	82 69
14	A	NC State	68 76	39	A	Duke	61 71	65	A	Alabama	77 83	144	H	Elon	76 46
14	H	NC State	66 60	40	H	Yale	63 66	69	N	Temple	71 58	180	H	Illinois	85 60
22	A	Florida St.	64 78	50	A	Virginia	65 47	88	A	Georgia Tech	67 60	186	H	Clemson	86 72
				50	H	Virginia	78 68					261	N	UNCW	85 45
												275	H	Pittsburgh	70 62
												297	H	Navy	80 40
												320	H	N.C. Central	92 53
												335	H	Western Caro.	92 55
												341	H	Charleston So.	85 54
LAST 10 Division I															
39	A	Duke	61 71	6	H	Louisville	67 74	59	H	Miami (FL)	78 58	22	A	Florida St.	64 78
186	H	Clemson	86 72	50	H	Virginia	78 68	14	H	NC State	66 60	37	A	Virginia Tech	70 76
50	H	Virginia	78 68	14	A	NC State	68 76								
88	A	Georgia Tech	67 60												

Non-Div I Games:

North Carolina

Loss, Non-Conf, S Site, H Home A Away N Neutral

North Dakota

Through Games Of Feb. 8. 2020

Average RPI Win:	274	WON-LOST	WINNING	LAST 10	STRENGTH OF	OPP. STRENGTH	TEAM	ADJ.	CONF.	ADJ CONF.
Average RPI Loss:	176	RECORD	PCT. RANK	GAMES	SCHEDULE	OF SCHEDULE	RPI	RPI	RPI	RPI
DIV. I ONLY	12- 9	126	5-5	340	224	218	218	19	19	
DIV. I NON-CONF.	7- 4	100	0	262	262	128	128	18	18	
TOTALS	RPI 1-25	RPI 26-50	W-L RECORDS	RPI 51-100	RPI 101-150	RPI 150+				
12- 9	0- 1	0- 0	OVERALL	0- 2	0- 0	12- 6				
5- 3	0- 0	0- 0	HOME	0- 1	0- 0	5- 2				
7- 6	0- 1	0- 0	AWAY	0- 1	0- 0	7- 4				
0- 0	0- 0	0- 0	NEUTRAL	0- 0	0- 0	0- 0				
7- 4	0- 1	0- 0	NON-CONFERENCE	0- 1	0- 0	7- 2				
2- 1	0- 0	0- 0	HOME	0- 1	0- 0	2- 0				
5- 3	0- 1	0- 0	AWAY	0- 0	0- 0	5- 2				
0- 0	0- 0	0- 0	NEUTRAL	0- 0	0- 0	0- 0				
5- 5	0- 0	0- 0	CONFERENCE	0- 1	0- 0	5- 4				
3- 2	0- 0	0- 0	HOME	0- 0	0- 0	3- 2				
2- 3	0- 0	0- 0	AWAY	0- 1	0- 0	2- 2				
0- 0	0- 0	0- 0	NEUTRAL	0- 0	0- 0	0- 0				

RPI 1-25				RPI 26-50				RPI 51-100				RPI 101+				Team's RPI: 218
RPI	S	Opponent	Score	RPI	S	Opponent	Score	RPI	S	Opponent	Score	RPI	S	Opponent	Score	
24	A	Arizona	42 74					70	A	South Dakota St.	64 99	167	A	New Orleans	73 79	
								80	H	Illinois St.	58 66	182	H	Valparaiso	65 63	
												190	H	Rhode Island	67 61	
												207	H	Western Ill.	77 71	
												222	A	Oral Roberts	52 75	
												222	H	Oral Roberts	72 86	
												228	A	SMU	51 66	
												233	A	Milwaukee	66 58	
												236	A	Grand Canyon	78 76	
												279	A	North Dakota St.	82 92	
												293	A	Denver	90 82	
												293	H	Denver	81 91	
												298	A	Ga. Southern	69 56	
												304	H	Omaha	63 57	
												330	A	Purdue Fort Wayne	63 49	
												330	H	Purdue Fort Wayne	91 85	
												341	A	Charleston So.	73 57	
												346	A	South Carolina St.	95 53	
LAST 10 Division I																
222	H	Oral Roberts	72 86	70	A	South Dakota St.	64 99									
330	A	Purdue Fort Wayne	63 49	222	A	Oral Roberts	52 75									
207	H	Western Ill.	77 71	304	H	Omaha	63 57									
293	H	Denver	81 91	330	H	Purdue Fort Wayne	91 85									
279	A	North Dakota St.	82 92	293	A	Denver	90 82									

Non-Div I Games: Northland 118 35 Mayville St. 83 52

North Dakota

Loss, Non-Conf, S Site, H Home A Away N Neutral

Average RPI Win: 280		WON-LOST	WINNING	LAST 10	STRENGTH OF	OPP. STRENGTH	TEAM	ADJ.	CONF.	ADJ CONF.
Average RPI Loss: 135		RECORD	PCT. RANK	GAMES	SCHEDULE	OF SCHEDULE	RPI	RPI	RPI	RPI
DIV. I ONLY		5- 15	305	4-6	201	138	279	279	19	19
DIV. I NON-CONF.		1- 9	326	0	145	31	291	291	18	18
TOTALS	RPI 1-25		RPI 26-50		W-L RECORDS		RPI 51-100		RPI 101-150	RPI 150+
5- 15	0- 0		0- 4		OVERALL		0- 2		0- 2	5- 7
2- 7	0- 0		0- 2		HOME		0- 0		0- 1	2- 4
3- 8	0- 0		0- 2		AWAY		0- 2		0- 1	3- 3
0- 0	0- 0		0- 0		NEUTRAL		0- 0		0- 0	0- 0
1- 9	0- 0		0- 3		NON-CONFERENCE		0- 1		0- 2	1- 3
0- 5	0- 0		0- 1		HOME		0- 0		0- 1	0- 3
1- 4	0- 0		0- 2		AWAY		0- 1		0- 1	1- 0
0- 0	0- 0		0- 0		NEUTRAL		0- 0		0- 0	0- 0
4- 6	0- 0		0- 1		CONFERENCE		0- 1		0- 0	4- 4
2- 2	0- 0		0- 1		HOME		0- 0		0- 0	2- 1
2- 4	0- 0		0- 0		AWAY		0- 1		0- 0	2- 3
0- 0	0- 0		0- 0		NEUTRAL		0- 0		0- 0	0- 0

[illegible]

North Dakota St.

North Florida

Through Games Of Feb. 8, 2020

Average RPI Win:	222	WON-LOST	WINNING	LAST 10	STRENGTH OF	OPP. STRENGTH	TEAM	ADJ.	CONF.	ADJ CONF.
Average RPI Loss:	90	RECORD	PCT. RANK	GAMES	SCHEDULE	OF SCHEDULE	RPI	RPI	RPI	RPI
DIV. I ONLY	11- 10	159	6-4	71	157	93	93	16	16	
DIV. I NON-CONF.	5- 6	187	0	61	133	90	90	16	16	
TOTALS	RPI 1-25	RPI 26-50	W-L RECORDS	RPI 51-100	RPI 101-150	RPI 150+				
11- 10	0- 2	0- 2	OVERALL	1- 2	2- 1	8- 3				
4- 2	0- 0	0- 1	HOME	0- 0	2- 0	2- 1				
5- 6	0- 2	0- 1	AWAY	0- 1	0- 1	5- 1				
2- 2	0- 0	0- 0	NEUTRAL	1- 1	0- 0	1- 1				
5- 6	0- 2	0- 0	NON-CONFERENCE	1- 2	1- 1	3- 1				
1- 0	0- 0	0- 0	HOME	0- 0	1- 0	0- 0				
2- 4	0- 2	0- 0	AWAY	0- 1	0- 1	2- 0				
2- 2	0- 0	0- 0	NEUTRAL	1- 1	0- 0	1- 1				
6- 4	0- 0	0- 2	CONFERENCE	0- 0	1- 0	5- 2				
3- 2	0- 0	0- 1	HOME	0- 0	1- 0	2- 1				
3- 2	0- 0	0- 1	AWAY	0- 0	0- 0	3- 1				
0- 0	0- 0	0- 0	NEUTRAL	0- 0	0- 0	0- 0				

RPI 1-25				RPI 26-50				RPI 51-100				Team's RPI: 93	RPI 101+			
RPI	S	Opponent	Score	RPI	S	Opponent	Score	RPI	S	Opponent	Score		RPI	S	Opponent	Score
15	A	Indiana	45 72	27	A	FGCU	65 76	59	A	Miami (FL)	55 78		109	H	Liberty	65 50
22	A	Florida St.	41 70	27	H	FGCU	50 72	81	N	Marist	54 69		122	A	Wisconsin	62 75
								97	N	Rider	80 70		140	H	Holy Cross	80 60
													154	A	North Ala.	51 54
													171	N	Norfolk St.	54 57
													184	A	Jacksonville	70 64
													224	H	Stetson	52 60
													227	A	Kennesaw St.	64 55
													227	H	Kennesaw St.	57 33
													271	A	Alabama A&M	73 64
													276	A	Lipscomb	68 60
													289	A	FIU	64 49
													291	N	Nicholls St.	64 61
													332	H	NJIT	71 48
LAST 10 Division I																
27	A	FGCU	65 76	184	A	Jacksonville	70 64									
224	H	Stetson	52 60	27	H	FGCU	50 72									
227	H	Kennesaw St.	57 33	332	H	NJIT	71 48									
109	H	Liberty	65 50	227	A	Kennesaw St.	64 55									
276	A	Lipscomb	68 60	154	A	North Ala.	51 54									

Non-Div I Games: Warner 110 46 Edward Waters 80 51

North Florida

Loss, Non-Conf, S Site, H Home A Away N Neutral

North Texas

Through Games Of Feb. 8, 2020

Average RPI Win: 226	WON-LOST	WINNING	LAST 10	STRENGTH OF	OPP. STRENGTH	TEAM	ADJ.	CONF.	ADJ CONF.
Average RPI Loss: 159	RECORD	PCT. RANK	GAMES	SCHEDULE	OF SCHEDULE	RPI	RPI	RPI	RPI
DIV. I ONLY	7- 13	262	2-8	175	172	260	260	13	13
DIV. I NON-CONF.	4- 5	195	0	170	275	212	212	14	14
TOTALS	RPI 1-25	RPI 26-50	W-L RECORDS	RPI 51-100	RPI 101-150	RPI 150+			
7- 13	0- 1	1- 1	OVERALL	0- 2	0- 2	6- 7			
5- 6	0- 0	1- 0	HOME	0- 2	0- 2	4- 2			
2- 5	0- 0	0- 0	AWAY	0- 0	0- 0	2- 5			
0- 2	0- 1	0- 1	NEUTRAL	0- 0	0- 0	0- 0			
4- 5	0- 1	0- 1	NON-CONFERENCE	0- 0	0- 1	4- 2			
3- 1	0- 0	0- 0	HOME	0- 0	0- 1	3- 0			
1- 2	0- 0	0- 0	AWAY	0- 0	0- 0	1- 2			
0- 2	0- 1	0- 1	NEUTRAL	0- 0	0- 0	0- 0			
3- 8	0- 0	1- 0	CONFERENCE	0- 2	0- 1	2- 5			
2- 5	0- 0	1- 0	HOME	0- 2	0- 1	1- 2			
1- 3	0- 0	0- 0	AWAY	0- 0	0- 0	1- 3			
0- 0	0- 0	0- 0	NEUTRAL	0- 0	0- 0	0- 0			

RPI 1-25				RPI 26-50				RPI 51-100				RPI 101+ Team's RPI: 260			
RPI	S	Opponent	Score	RPI	S	Opponent	Score	RPI	S	Opponent	Score	RPI	S	Opponent	Score
14	N	NC State	65 76	30	H	Western Ky.	61 54	62	H	Middle Tenn.	60 80	110	H	UAB	50 51
				34	N	Texas	57 63	87	H	Rice	52 67	127	H	UT Arlington	49 68
												168	H	Louisiana	69 66
												178	A	Hawaii	66 60
												181	A	Fla. Atlantic	78 84
												211	A	UTEP	63 67
												212	A	CSU Bakersfield	52 61
												216	H	Southern Miss.	57 65
												242	H	Louisiana Tech	74 69
												247	H	Marshall	59 68
												277	A	Utah St.	55 66
												289	A	FIU	56 58
												300	A	UTSA	79 55
												318	H	Alcorn	67 31
												345	H	La.-Monroe	63 51
LAST 10 Division I															
				110	H	UAB	50 51	242	H	Louisiana Tech	74 69				
				62	H	Middle Tenn.	60 80	216	H	Southern Miss.	57 65				
				87	H	Rice	52 67	181	A	Fla. Atlantic	78 84				
				211	A	UTEP	63 67	289	A	FIU	56 58				
				300	A	UTSA	79 55	247	H	Marshall	59 68				

Non-Div I Games: Mid-Amer. Christian59 **61** Xavier (LA) 68 31 Tex. A&M-Texarkana 114 54

North Texas

Loss, **Non-Conf**, S Site, **H** Home **A** Away N Neutral

Northeastern

Through Games Of Feb. 8, 2020

Average RPI Win:	225	WON-LOST	WINNING	LAST 10	STRENGTH OF	OPP. STRENGTH	TEAM	ADJ.	CONF.	ADJ CONF.
Average RPI Loss:	82	RECORD	PCT. RANK	GAMES	SCHEDULE	OF SCHEDULE	RPI	RPI	RPI	RPI
DIV. I ONLY	10- 11	193	6-4	83	127	138	138	14	14	
DIV. I NON-CONF.	4- 7	225	0	37	108	126	126	13	13	
TOTALS	RPI 1-25	RPI 26-50	W-L RECORDS	RPI 51-100	RPI 101-150	RPI 150+				
10- 11	0- 2	0- 3	OVERALL	1- 3	2- 1	7- 2				
7- 4	0- 0	0- 2	HOME	0- 1	2- 0	5- 1				
3- 7	0- 2	0- 1	AWAY	1- 2	0- 1	2- 1				
0- 0	0- 0	0- 0	NEUTRAL	0- 0	0- 0	0- 0				
4- 7	0- 2	0- 2	NON-CONFERENCE	1- 2	0- 1	3- 0				
2- 3	0- 0	0- 2	HOME	0- 1	0- 0	2- 0				
2- 4	0- 2	0- 0	AWAY	1- 1	0- 1	1- 0				
0- 0	0- 0	0- 0	NEUTRAL	0- 0	0- 0	0- 0				
6- 4	0- 0	0- 1	CONFERENCE	0- 1	2- 0	4- 2				
5- 1	0- 0	0- 0	HOME	0- 0	2- 0	3- 1				
1- 3	0- 0	0- 1	AWAY	0- 1	0- 0	1- 1				
0- 0	0- 0	0- 0	NEUTRAL	0- 0	0- 0	0- 0				

RPI 1-25				RPI 26-50				RPI 51-100				RPI 101+ Team's RPI: 138			
RPI	S	Opponent	Score	RPI	S	Opponent	Score	RPI	S	Opponent	Score	RPI	S	Opponent	Score
1	A	Oregon	47 89	40	H	Yale	63 78	60	A	Drexel	41 50	128	H	William & Mary	61 55
18	A	Central Mich.	63 79	43	A	James Madison	54 67	68	H	Dayton	60 71	144	H	Elon	68 65
				44	H	South Dakota	76 80	95	A	Fordham	58 74	150	A	Boston U.	56 72
								98	A	Harvard	46 44	189	A	Towson	68 81
												197	A	Delaware	72 62
												197	H	Delaware	69 81
												237	A	Maine	66 58
												246	H	Col. of Charleston	72 68
												261	H	UNCW	63 61
												279	H	North Dakota St.	72 61
												314	H	Hofstra	74 51
												348	H	Hartford	60 47
LAST 10 Division I															
197	H	Delaware	69 81	128	H	William & Mary	61 55								
261	H	UNCW	63 61	144	H	Elon	68 65								
246	H	Col. of Charleston	72 68	197	A	Delaware	72 62								
43	A	James Madison	54 67	60	A	Drexel	41 50								
189	A	Towson	68 81	314	H	Hofstra	74 51								

Non-Div I Games:

Northeastern

■ Loss,
 ■ Non-Conf,
 ■ S Site,
 ■ H Home
 ■ A Away
 N Neutral

Average RPI Win:	257	WON-LOST	WINNING	LAST 10	STRENGTH OF	OPP. STRENGTH	TEAM	ADJ.	CONF.	ADJ CONF.
Average RPI Loss:	146	RECORD	PCT. RANK	GAMES	SCHEDULE	OF SCHEDULE	RPI	RPI	RPI	RPI
DIV. I ONLY	12- 10	145	8-2	229	269	185	185	18	18	
DIV. I NON-CONF.	3- 6	235	0	95	269	188	188	17	17	
TOTALS	RPI 1-25	RPI 26-50	W-L RECORDS	RPI 51-100	RPI 101-150	RPI 150+				
12- 10	0- 1	0- 0	OVERALL	0- 3	1- 0	11- 6				
5- 4	0- 0	0- 0	HOME	0- 1	0- 0	5- 3				
6- 5	0- 0	0- 0	AWAY	0- 2	1- 0	5- 3				
1- 1	0- 1	0- 0	NEUTRAL	0- 0	0- 0	1- 0				
3- 6	0- 1	0- 0	NON-CONFERENCE	0- 2	0- 0	3- 3				
1- 1	0- 0	0- 0	HOME	0- 0	0- 0	1- 1				
1- 4	0- 0	0- 0	AWAY	0- 2	0- 0	1- 2				
1- 1	0- 1	0- 0	NEUTRAL	0- 0	0- 0	1- 0				
9- 4	0- 0	0- 0	CONFERENCE	0- 1	1- 0	8- 3				
4- 3	0- 0	0- 0	HOME	0- 1	0- 0	4- 2				
5- 1	0- 0	0- 0	AWAY	0- 0	1- 0	4- 1				
0- 0	0- 0	0- 0	NEUTRAL	0- 0	0- 0	0- 0				

RPI 1-25				RPI 26-50				RPI 51-100				RPI 101+ Team's RPI: 185			
RPI	S	Opponent	Score	RPI	S	Opponent	Score	RPI	S	Opponent	Score	RPI	S	Opponent	Score
7	N	Oregon St.	57 91					63	A	Fresno St.	66 83	126	A	Idaho	71 70
								87	A	Rice	57 71	152	N	San Jose St.	67 64
								91	H	Montana St.	64 72	160	H	UC Davis	61 71
												165	H	Southern Utah	84 76
												174	H	Montana	71 79
												194	A	New Mexico	76 83
												195	A	Portland St.	54 66
												200	A	Idaho St.	70 59
												200	H	Idaho St.	76 79
												235	H	Northern Colo.	72 45
												290	A	California Baptist	79 98
												307	A	Eastern Wash.	70 62
												308	A	Sacramento St.	85 65
												308	H	Sacramento St.	114 107
												310	H	Seattle U	88 80
												322	A	Weber St.	88 82
												322	H	Weber St.	92 61
												323	A	Houston Baptist	79 62
LAST 10 Division I															
				322	H	Weber St.	92 61					195	A	Portland St.	54 66
				200	H	Idaho St.	76 79					235	H	Northern Colo.	72 45
				307	A	Eastern Wash.	70 62					165	H	Southern Utah	84 76
				126	A	Idaho	71 70					200	A	Idaho St.	70 59
				308	A	Sacramento St.	85 65					308	H	Sacramento St.	114 107

Non-Div I Games:

Northern Ariz.

■ Loss,
■ Non-Conf, S Site,
■ Home
■ Away
N Neutral

Average RPI Win:	254	WON-LOST	WINNING	LAST 10	STRENGTH OF	OPP. STRENGTH	TEAM	ADJ.	CONF.	ADJ CONF.
Average RPI Loss:	174	RECORD	PCT. RANK	GAMES	SCHEDULE	OF SCHEDULE	RPI	RPI	RPI	RPI
DIV. I ONLY	9- 11	211	4-6	287	177	235	235	18	18	
DIV. I NON-CONF.	4- 5	195	0	234	126	184	184	17	17	
TOTALS	RPI 1-25	RPI 26-50	W-L RECORDS	RPI 51-100	RPI 101-150	RPI 150+				
9- 11	0- 2	0- 0	OVERALL	0- 1	0- 1	9- 7				
3- 5	0- 0	0- 0	HOME	0- 0	0- 1	3- 4				
6- 6	0- 2	0- 0	AWAY	0- 1	0- 0	6- 3				
0- 0	0- 0	0- 0	NEUTRAL	0- 0	0- 0	0- 0				
4- 5	0- 2	0- 0	NON-CONFERENCE	0- 0	0- 0	4- 3				
1- 2	0- 0	0- 0	HOME	0- 0	0- 0	1- 2				
3- 3	0- 2	0- 0	AWAY	0- 0	0- 0	3- 1				
0- 0	0- 0	0- 0	NEUTRAL	0- 0	0- 0	0- 0				
5- 6	0- 0	0- 0	CONFERENCE	0- 1	0- 1	5- 4				
2- 3	0- 0	0- 0	HOME	0- 0	0- 1	2- 2				
3- 3	0- 0	0- 0	AWAY	0- 1	0- 0	3- 2				
0- 0	0- 0	0- 0	NEUTRAL	0- 0	0- 0	0- 0				

RPI	S	Opponent	Score	RPI	S	Opponent	Score	RPI	S	Opponent	Score	RPI	S	Opponent	Score	Team's RPI: 235
4	A	UCLA	58 92					91	A	Montana St.	58 91	126	H	Idaho	46 57	
11	A	Stanford	36 90									165	H	Southern Utah	55 68	
												174	A	Montana	67 58	
												185	A	Northern Ariz.	45 72	
												195	H	Portland St.	77 58	
												200	A	Idaho St.	39 59	
												205	A	Wyoming	46 44	
												228	A	SMU	61 52	
												231	A	Chattanooga	59 42	
												244	H	San Francisco	83 90	
												268	H	Colorado St.	58 75	
												293	A	Denver	55 74	
												307	H	Eastern Wash.	63 42	
												308	A	Sacramento St.	73 63	
												313	H	Air Force	72 62	
												322	A	Weber St.	69 65	
												322	H	Weber St.	60 65	
LAST 10 Division I																
165	H	Southern Utah	55 68	185	A	Northern Ariz.	45 72									
322	A	Weber St.	69 65	308	A	Sacramento St.	73 63									
200	A	Idaho St.	39 59	322	H	Weber St.	60 65									
307	H	Eastern Wash.	63 42	174	A	Montana	67 58									
126	H	Idaho	46 57	91	A	Montana St.	58 91									

Non-Div I Games:

Northern Colo.

■ Loss,
■ Non-Conf, S Site,
■ Home
■ Away
N Neutral

Average RPI Win:	213	WON-LOST	WINNING	LAST 10	STRENGTH OF	OPP. STRENGTH	TEAM	ADJ.	CONF.	ADJ CONF.
Average RPI Loss:	93	RECORD	PCT. RANK	GAMES	SCHEDULE	OF SCHEDULE	RPI	RPI	RPI	RPI
DIV. I ONLY	7- 14	268	3-7	62	120	169	169	10	10	
DIV. I NON-CONF.	4- 7	225	0	62	180	151	151	10	10	
TOTALS	RPI 1-25	RPI 26-50	W-L RECORDS	RPI 51-100	RPI 101-150	RPI 150+				
7- 14	0- 2	0- 2	OVERALL	0- 5	1- 2	6- 3				
2- 6	0- 1	0- 0	HOME	0- 3	1- 2	1- 0				
4- 7	0- 1	0- 1	AWAY	0- 2	0- 0	4- 3				
1- 1	0- 0	0- 1	NEUTRAL	0- 0	0- 0	1- 0				
4- 7	0- 1	0- 2	NON-CONFERENCE	0- 3	0- 0	4- 1				
1- 3	0- 1	0- 0	HOME	0- 2	0- 0	1- 0				
2- 3	0- 0	0- 1	AWAY	0- 1	0- 0	2- 1				
1- 1	0- 0	0- 1	NEUTRAL	0- 0	0- 0	1- 0				
3- 7	0- 1	0- 0	CONFERENCE	0- 2	1- 2	2- 2				
1- 3	0- 0	0- 0	HOME	0- 1	1- 2	0- 0				
2- 4	0- 1	0- 0	AWAY	0- 1	0- 0	2- 2				
0- 0	0- 0	0- 0	NEUTRAL	0- 0	0- 0	0- 0				

RPI 1-25				RPI 26-50				RPI 51-100				RPI 101+ Team's RPI: 169			
RPI	S	Opponent	Score	RPI	S	Opponent	Score	RPI	S	Opponent	Score	RPI	S	Opponent	Score
18	A	Central Mich.	60 66	33	A	Purdue	63 68	53	A	Ohio	67 87	111	H	Buffalo	64 63
25	H	Drake	49 73	44	N	South Dakota	48 91	53	H	Ohio	79 85	117	H	Kent St.	71 79
								78	H	Southern Ill.	61 80	149	H	Toledo	51 63
								80	A	Illinois St.	66 69	161	A	Eastern Mich.	55 62
								98	H	Harvard	53 59	162	N	Tennessee Tech	82 74
												166	A	Miami (OH)	64 66
												198	A	Akron	70 65
												221	H	Eastern Ill.	61 48
												233	A	Milwaukee	65 78
												251	A	Bowling Green	92 87
												268	A	Colorado St.	80 75
												279	A	North Dakota St.	74 68
LAST 10 Division I															
251	A	Bowling Green	92 87	198	A	Akron	70 65								
18	A	Central Mich.	60 66	117	H	Kent St.	71 79								
111	H	Buffalo	64 63	149	H	Toledo	51 63								
161	A	Eastern Mich.	55 62	166	A	Miami (OH)	64 66								
53	H	Ohio	79 85	53	A	Ohio	67 87								

Non-Div I Games:

Northern Ill.

Northern Ky.

Through Games Of Feb. 8. 2020

Average RPI Win:	265	WON-LOST	WINNING	LAST 10	STRENGTH OF	OPP. STRENGTH	TEAM	ADJ.	CONF.	ADJ CONF.
Average RPI Loss:	145	RECORD	PCT. RANK	GAMES	SCHEDULE	OF SCHEDULE	RPI	RPI	RPI	RPI
DIV. I ONLY	14- 10	123	6-4	281	222	203	203	22	22	
DIV. I NON-CONF.	6- 5	151	0	311	166	222	222	20	20	
TOTALS	RPI 1-25	RPI 26-50	W-L RECORDS	RPI 51-100	RPI 101-150	RPI 150+				
14- 10	0- 1	0- 0	OVERALL	0- 3	1- 1	13- 5				
8- 4	0- 1	0- 0	HOME	0- 1	1- 0	7- 2				
5- 6	0- 0	0- 0	AWAY	0- 2	0- 1	5- 3				
1- 0	0- 0	0- 0	NEUTRAL	0- 0	0- 0	1- 0				
6- 5	0- 1	0- 0	NON-CONFERENCE	0- 2	0- 0	6- 2				
3- 2	0- 1	0- 0	HOME	0- 1	0- 0	3- 0				
2- 3	0- 0	0- 0	AWAY	0- 1	0- 0	2- 2				
1- 0	0- 0	0- 0	NEUTRAL	0- 0	0- 0	1- 0				
8- 5	0- 0	0- 0	CONFERENCE	0- 1	1- 1	7- 3				
5- 2	0- 0	0- 0	HOME	0- 0	1- 0	4- 2				
3- 3	0- 0	0- 0	AWAY	0- 1	0- 1	3- 1				
0- 0	0- 0	0- 0	NEUTRAL	0- 0	0- 0	0- 0				

RPI S	Opponent	Score	RPI S	Opponent	Score	RPI S	Opponent	Score	RPI S	Opponent	Score	Team's RPI: 203
6	H Louisville	57 85				55	A IUPUI	61 89	137	A Green Bay	44 65	
						58	A Belmont	45 62	137	H Green Bay	63 43	
						90	H Saint Louis	42 67	159	H Wright St.	55 63	
									196	A Cleveland St.	62 66	
									196	H Cleveland St.	68 73	
									210	H Central Ark.	72 56	
									233	A Milwaukee	61 49	
									233	H Milwaukee	61 37	
									250	A Youngstown St.	59 55	
									250	H Youngstown St.	75 56	
									265	H Wofford	80 72	
									272	A Eastern Ky.	62 69	
									276	A Lipscomb	69 71	
									282	A Indiana St.	70 68	
									283	H Oakland	69 60	
									289	A FIU	67 45	
									299	N Jacksonville St.	66 63	
									304	H Omaha	57 40	
									328	H Detroit Mercy	72 60	
									342	A UIC	88 46	
LAST 10 Division I												
250	A Youngstown St.	59 55	283	H Oakland	69 60							
196	A Cleveland St.	62 66	159	H Wright St.	55 63							
137	H Green Bay	63 43	342	A UIC	88 46							
233	H Milwaukee	61 37	55	A IUPUI	61 89							
328	H Detroit Mercy	72 60	196	H Cleveland St.	68 73							

Non-Div I Games:

Northern Ky.

Loss, Non-Conf, S Site, H Home A Away N Neutral

Northwestern

Through Games Of Feb. 8, 2020

Average RPI Win:	122	WON-LOST	WINNING	LAST 10	STRENGTH OF	OPP. STRENGTH	TEAM	ADJ.	CONF.	ADJ CONF.
Average RPI Loss:	11	RECORD	PCT. RANK	GAMES	SCHEDULE	OF SCHEDULE	RPI	RPI	RPI	RPI
DIV. I ONLY	19- 3	17	8-2	43	1	17	17	2	2	
DIV. I NON-CONF.	10- 1	20	0	129	16	31	31	2	2	
TOTALS	RPI 1-25	RPI 26-50	W-L RECORDS	RPI 51-100	RPI 101-150	RPI 150+				
19- 3	2- 3	4- 0	OVERALL	3- 0	2- 0	8- 0				
10- 2	1- 2	2- 0	HOME	2- 0	1- 0	4- 0				
7- 1	1- 1	2- 0	AWAY	1- 0	1- 0	2- 0				
2- 0	0- 0	0- 0	NEUTRAL	0- 0	0- 0	2- 0				
10- 1	0- 1	2- 0	NON-CONFERENCE	2- 0	1- 0	5- 0				
6- 1	0- 1	0- 0	HOME	2- 0	1- 0	3- 0				
2- 0	0- 0	2- 0	AWAY	0- 0	0- 0	0- 0				
2- 0	0- 0	0- 0	NEUTRAL	0- 0	0- 0	2- 0				
9- 2	2- 2	2- 0	CONFERENCE	1- 0	1- 0	3- 0				
4- 1	1- 1	2- 0	HOME	0- 0	0- 0	1- 0				
5- 1	1- 1	0- 0	AWAY	1- 0	1- 0	2- 0				
0- 0	0- 0	0- 0	NEUTRAL	0- 0	0- 0	0- 0				

RPI 1-25				Team's RPI: 17				RPI 26-50				RPI 51-100				RPI 101+			
RPI	S	Opponent	Score	RPI	S	Opponent	Score	RPI	S	Opponent	Score	RPI	S	Opponent	Score				
3	A	Maryland	61 70	33	H	Purdue	61 56	51	A	Minnesota	56 54	101	A	Michigan St.	76 48				
3	H	Maryland	81 58	35	H	Michigan	81 73	79	H	Boston College	66 63	127	H	UT Arlington	74 47				
10	H	Iowa	51 77	36	A	Marquette	64 56	84	H	Colgate	73 44	180	A	Illinois	77 50				
15	A	Indiana	71 69	39	A	Duke	63 42					182	H	Valparaiso	69 48				
20	H	DePaul	68 70									191	A	Penn St.	82 59				
												191	H	Penn St.	85 59				
												202	H	Dartmouth	79 37				
												245	N	Xavier	79 59				
												254	H	Loyola Maryland	67 46				
												262	N	East Carolina	64 45				
LAST 10 Division I																			
191	A	Penn St.	82 59	15	A	Indiana	71 69												
35	H	Michigan	81 73	33	H	Purdue	61 56												
3	A	Maryland	61 70	51	A	Minnesota	56 54												
101	A	Michigan St.	76 48	10	H	Iowa	51 77												
191	H	Penn St.	85 59	3	H	Maryland	81 58												

Non-Div I Games:

Northwestern

Loss,
Non-Conf, S Site,
H Home
A Away
N Neutral

Average RPI Win:	322	WON-LOST	WINNING	LAST 10	STRENGTH OF	OPP. STRENGTH	TEAM	ADJ.	CONF.	ADJ CONF.
Average RPI Loss:	178	RECORD	PCT. RANK	GAMES	SCHEDULE	OF SCHEDULE	RPI	RPI	RPI	RPI
DIV. I ONLY	4- 15	315	3-7	290	307	333	333	23	23	
DIV. I NON-CONF.	1- 5	313	0	229	296	320	320	21	21	
TOTALS	RPI 1-25	RPI 26-50	W-L RECORDS	RPI 51-100	RPI 101-150	RPI 150+				
4- 15	0- 0	0- 2	OVERALL	0- 0	0- 4	4- 9				
3- 7	0- 0	0- 0	HOME	0- 0	0- 1	3- 6				
1- 8	0- 0	0- 2	AWAY	0- 0	0- 3	1- 3				
0- 0	0- 0	0- 0	NEUTRAL	0- 0	0- 0	0- 0				
1- 5	0- 0	0- 2	NON-CONFERENCE	0- 0	0- 1	1- 2				
1- 1	0- 0	0- 0	HOME	0- 0	0- 0	1- 1				
0- 4	0- 0	0- 2	AWAY	0- 0	0- 1	0- 1				
0- 0	0- 0	0- 0	NEUTRAL	0- 0	0- 0	0- 0				
3- 10	0- 0	0- 0	CONFERENCE	0- 0	0- 3	3- 7				
2- 6	0- 0	0- 0	HOME	0- 0	0- 1	2- 5				
1- 4	0- 0	0- 0	AWAY	0- 0	0- 2	1- 2				
0- 0	0- 0	0- 0	NEUTRAL	0- 0	0- 0	0- 0				

RPI 1-25			RPI 26-50			RPI 51-100			RPI 101+			Team's RPI: 333
RPI	S	Opponent	Score	RPI	S	Opponent	Score	RPI	S	Opponent	Score	
				34	A	Texas	49 91	106	A	SFA	40 89	
				41	A	Arkansas	39 99	113	A	Abilene Christian	69 84	
								114	H	A&M-Corpus Christi	59 72	
								147	A	Texas Tech	49 79	
								157	H	Jackson St.	49 66	
								167	H	New Orleans	63 77	
								170	H	Sam Houston St.	69 79	
								210	H	Central Ark.	44 51	
								223	H	Southeastern La.	56 72	
								229	A	Lamar University	58 61	
								286	H	Incarinate Word	67 69	
								291	H	Nicholls St.	58 54	
								323	A	Houston Baptist	54 46	
								323	H	Houston Baptist	69 60	
								334	A	McNeese	51 61	
								345	A	La.-Monroe	54 63	
								349	H	Grambling	65 61	
LAST 10 Division I												
323	A	Houston Baptist	54 46	106	A	SFA	40 89					
113	A	Abilene Christian	69 84	291	H	Nicholls St.	58 54					
210	H	Central Ark.	44 51	334	A	McNeese	51 61					
167	H	New Orleans	63 77	286	H	Incarinate Word	67 69					
223	H	Southeastern La.	56 72	323	H	Houston Baptist	69 60					

Non-Div I Games: LeTourneau 91 61 LSU-Shreveport 63 68 Central Baptist 61 59

Northwestern St.

Average RPI Win:	127	WON-LOST	WINNING	LAST 10	STRENGTH OF	OPP. STRENGTH	TEAM	ADJ.	CONF.	ADJ CONF.
Average RPI Loss:	57	RECORD	PCT. RANK	GAMES	SCHEDULE	OF SCHEDULE	RPI	RPI	RPI	RPI
DIV. I ONLY	9- 14	238	4-6	17	5	94	94	5	5	
DIV. I NON-CONF.	5- 7	205	0	5	11	68	68	3	3	
TOTALS	RPI 1-25	RPI 26-50	W-L RECORDS	RPI 51-100	RPI 101-150	RPI 150+				
9- 14	0- 4	1- 4	OVERALL	4- 4	2- 1	2- 1				
3- 8	0- 3	0- 1	HOME	1- 2	1- 1	1- 1				
5- 4	0- 1	1- 2	AWAY	2- 1	1- 0	1- 0				
1- 2	0- 0	0- 1	NEUTRAL	1- 1	0- 0	0- 0				
5- 7	0- 2	1- 2	NON-CONFERENCE	2- 2	1- 1	1- 0				
2- 4	0- 1	0- 1	HOME	0- 1	1- 1	1- 0				
2- 1	0- 1	1- 0	AWAY	1- 0	0- 0	0- 0				
1- 2	0- 0	0- 1	NEUTRAL	1- 1	0- 0	0- 0				
4- 7	0- 2	0- 2	CONFERENCE	2- 2	1- 0	1- 1				
1- 4	0- 2	0- 0	HOME	1- 1	0- 0	0- 1				
3- 3	0- 0	0- 2	AWAY	1- 1	1- 0	1- 0				
0- 0	0- 0	0- 0	NEUTRAL	0- 0	0- 0	0- 0				

RPI S	Opponent	Score	RPI S	Opponent	Score	RPI S	Opponent	Score	RPI S	Opponent	Score
6	H Louisville	54 86	27	N FGCU	60 69	51	H Minnesota	67 75	101	H Michigan St.	69 72
8	A UConn	57 81	35	A Michigan	76 72	59	H Miami (FL)	76 53	112	A Wake Forest	75 71
14	H NC State	56 90	39	A Duke	47 50	70	N South Dakota St.	59 65	149	H Toledo	54 51
20	H DePaul	94 105	45	H Tennessee	63 74	75	N South Fla.	67 51	186	H Clemson	55 71
			50	A Virginia	60 90	79	H Boston College	65 75	254	H Loyola Maryland	84 60
						88	A Georgia Tech	59 51	275	A Pittsburgh	60 52
						95	A Fordham	60 55			
						99	A Syracuse	63 74			
LAST 10 Division I											
112	A Wake Forest	75 71	39	A Duke	47 50						
88	A Georgia Tech	59 51	14	H NC State	56 90						
6	H Louisville	54 86	79	H Boston College	65 75						
50	A Virginia	60 90	99	A Syracuse	63 74						
59	H Miami (FL)	76 53	275	A Pittsburgh	60 52						

Non-Div I Games:

Notre Dame

Average RPI Win:	288	WON-LOST	WINNING	LAST 10	STRENGTH OF	OPP. STRENGTH	TEAM	ADJ.	CONF.	ADJ CONF.
Average RPI Loss:	155	RECORD	PCT. RANK	GAMES	SCHEDULE	OF SCHEDULE	RPI	RPI	RPI	RPI
DIV. I ONLY	8- 13	241	4-6	307	216	283	283	22	22	
DIV. I NON-CONF.	3- 6	235	0	279	142	251	251	20	20	
TOTALS	RPI 1-25	RPI 26-50	W-L RECORDS	RPI 51-100	RPI 101-150	RPI 150+				
8- 13	0- 1	0- 2	OVERALL	0- 2	1- 1	7- 7				
4- 5	0- 1	0- 1	HOME	0- 1	1- 0	3- 2				
3- 8	0- 0	0- 1	AWAY	0- 1	0- 1	3- 5				
1- 0	0- 0	0- 0	NEUTRAL	0- 0	0- 0	1- 0				
3- 6	0- 1	0- 2	NON-CONFERENCE	0- 0	0- 1	3- 2				
0- 2	0- 1	0- 1	HOME	0- 0	0- 0	0- 0				
2- 4	0- 0	0- 1	AWAY	0- 0	0- 1	2- 2				
1- 0	0- 0	0- 0	NEUTRAL	0- 0	0- 0	1- 0				
5- 7	0- 0	0- 0	CONFERENCE	0- 2	1- 0	4- 5				
4- 3	0- 0	0- 0	HOME	0- 1	1- 0	3- 2				
1- 4	0- 0	0- 0	AWAY	0- 1	0- 0	1- 3				
0- 0	0- 0	0- 0	NEUTRAL	0- 0	0- 0	0- 0				

RPI 1-25				RPI 26-50				RPI 51-100				RPI 101+ Team's RPI: 283			
RPI	S	Opponent	Score	RPI	S	Opponent	Score	RPI	S	Opponent	Score	RPI	S	Opponent	Score
18	H	Central Mich.	47 65	35	A	Michigan	64 79	55	A	IUPUI	41 76	101	A	Michigan St.	56 76
				42	H	Bradley	58 74	55	H	IUPUI	63 89	137	H	Green Bay	93 88
												159	A	Wright St.	66 85
												196	H	Cleveland St.	58 79
												203	A	Northern Ky.	60 69
												233	H	Milwaukee	78 62
												250	H	Youngstown St.	74 79
												269	A	Niagara	63 77
												289	A	FIU	58 49
												294	A	St. Bonaventure	66 80
												299	N	Jacksonville St.	61 55
												328	A	Detroit Mercy	71 57
												328	H	Detroit Mercy	65 60
												342	A	UIC	64 70
												342	H	UIC	63 46
												350	A	Chicago St.	98 70
LAST 10 Division I															
				55	H	IUPUI	63 89	196	H	Cleveland St.	58 79				
				342	H	UIC	63 46	250	H	Youngstown St.	74 79				
				328	H	Detroit Mercy	65 60	233	H	Milwaukee	78 62				
				159	A	Wright St.	66 85	137	H	Green Bay	93 88				
				203	A	Northern Ky.	60 69	342	A	UIC	64 70				

Non-Div I Games: Lourdes 72 53 Concordia (MI) 76 42

Oakland

Loss, Non-Conf, S Site, H Home A Away N Neutral

Average RPI Win:	170	WON-LOST	WINNING	LAST 10	STRENGTH OF	OPP. STRENGTH	TEAM	ADJ.	CONF.	ADJ CONF.
Average RPI Loss:	67	RECORD	PCT. RANK	GAMES	SCHEDULE	OF SCHEDULE	RPI	RPI	RPI	RPI
DIV. I ONLY	15- 7	69	7-3	102	67	53	53	10	10	
DIV. I NON-CONF.	7- 4	100	0	143	24	74	74	10	10	
TOTALS	RPI 1-25	RPI 26-50	W-L RECORDS	RPI 51-100	RPI 101-150	RPI 150+				
15- 7	0- 3	1- 1	OVERALL	2- 1	2- 1	10- 1				
9- 1	0- 1	0- 0	HOME	2- 0	1- 0	6- 0				
5- 5	0- 2	1- 1	AWAY	0- 1	1- 0	3- 1				
1- 1	0- 0	0- 0	NEUTRAL	0- 0	0- 1	1- 0				
7- 4	0- 1	1- 1	NON-CONFERENCE	1- 1	0- 1	5- 0				
4- 0	0- 0	0- 0	HOME	1- 0	0- 0	3- 0				
2- 3	0- 1	1- 1	AWAY	0- 1	0- 0	1- 0				
1- 1	0- 0	0- 0	NEUTRAL	0- 0	0- 1	1- 0				
8- 3	0- 2	0- 0	CONFERENCE	1- 0	2- 0	5- 1				
5- 1	0- 1	0- 0	HOME	1- 0	1- 0	3- 0				
3- 2	0- 1	0- 0	AWAY	0- 0	1- 0	2- 1				
0- 0	0- 0	0- 0	NEUTRAL	0- 0	0- 0	0- 0				

RPI 1-25				RPI 26-50				RPI 51-100 Team's RPI: 53				RPI 101+			
RPI	S	Opponent	Score	RPI	S	Opponent	Score	RPI	S	Opponent	Score	RPI	S	Opponent	Score
18	A	Central Mich.	90 92	28	A	Ohio St.	74 68	55	H	IUPUI	70 64	103	N	Butler	55 60
18	H	Central Mich.	71 73	34	A	Texas	60 73	73	H	Ball St.	79 71	111	A	Buffalo	76 65
23	A	TCU	72 79					99	A	Syracuse	54 66	117	H	Kent St.	63 57
												161	A	Eastern Mich.	75 65
												169	A	Northern Ill.	85 79
												169	H	Northern Ill.	87 67
												175	H	American	81 69
												177	A	Western Mich.	72 73
												198	H	Akron	70 57
												231	A	Chattanooga	70 58
												247	H	Marshall	67 51
												251	H	Bowling Green	79 69
												275	N	Pittsburgh	72 50
												286	H	Incarnate Word	78 41
LAST 10 Division I															
117	H	Kent St.	63 57	169	A	Northern Ill.	85 79								
161	A	Eastern Mich.	75 65	73	H	Ball St.	79 71								
18	A	Central Mich.	90 92	177	A	Western Mich.	72 73								
198	H	Akron	70 57	111	A	Buffalo	76 65								
251	H	Bowling Green	79 69	18	H	Central Mich.	71 73								

Non-Div I Games:

Ohio

Average RPI Win:	128	WON-LOST	WINNING	LAST 10	STRENGTH OF	OPP. STRENGTH	TEAM	ADJ.	CONF.	ADJ CONF.
Average RPI Loss:	30	RECORD	PCT. RANK	GAMES	SCHEDULE	OF SCHEDULE	RPI	RPI	RPI	RPI
DIV. I ONLY	13- 9	112	6-4	4	28	28	28	2	2	
DIV. I NON-CONF.	7- 4	100	0	3	96	16	16	2	2	
TOTALS	RPI 1-25	RPI 26-50	W-L RECORDS	RPI 51-100	RPI 101-150	RPI 150+				
13- 9	1- 5	1- 2	OVERALL	4- 1	1- 1	6- 0				
5- 4	1- 2	1- 1	HOME	0- 1	0- 0	3- 0				
6- 4	0- 3	0- 0	AWAY	3- 0	1- 1	2- 0				
2- 1	0- 0	0- 1	NEUTRAL	1- 0	0- 0	1- 0				
7- 4	1- 2	0- 1	NON-CONFERENCE	2- 1	1- 0	3- 0				
2- 2	1- 1	0- 0	HOME	0- 1	0- 0	1- 0				
3- 1	0- 1	0- 0	AWAY	1- 0	1- 0	1- 0				
2- 1	0- 0	0- 1	NEUTRAL	1- 0	0- 0	1- 0				
6- 5	0- 3	1- 1	CONFERENCE	2- 0	0- 1	3- 0				
3- 2	0- 1	1- 1	HOME	0- 0	0- 0	2- 0				
3- 3	0- 2	0- 0	AWAY	2- 0	0- 1	1- 0				
0- 0	0- 0	0- 0	NEUTRAL	0- 0	0- 0	0- 0				

RPI	S	Opponent	Score	RPI	S	Opponent	Score	Team's RPI: 28	RPI	S	Opponent	Score	RPI	S	Opponent	Score
3	A	Maryland	62 72	33	H	Purdue	50 66		51	A	Minnesota	66 63	101	A	Michigan St.	65 68
3	H	Maryland	65 85	35	H	Michigan	78 69		52	N	UNI	64 46	117	A	Kent St.	75 65
6	H	Louisville	67 60	44	N	South Dakota	53 68		53	H	Ohio	68 74	180	A	Illinois	78 58
8	H	UConn	62 73						66	A	Nebraska	80 74	180	H	Illinois	77 47
10	A	Iowa	68 77						83	A	Cincinnati	78 73	182	N	Valparaiso	89 38
11	A	Stanford	52 71										191	H	Penn St.	80 70
													213	H	Radford	70 57
													308	A	Sacramento St.	104 74
LAST 10 Division I																
180	A	Illinois	78 58	101	A	Michigan St.	65 68		191	H	Penn St.	80 70				
66	A	Nebraska	80 74	35	H	Michigan	78 69		3	A	Maryland	62 72				
3	H	Maryland	65 85	51	A	Minnesota	66 63									
10	A	Iowa	68 77													
180	H	Illinois	77 47													

Non-Div I Games:

Ohio St.

■ Loss,
■ Non-Conf, S Site,
■ Home
■ Away
N Neutral

Average RPI Win:	95	WON-LOST	WINNING	LAST 10	STRENGTH OF	OPP. STRENGTH	TEAM	ADJ.	CONF.	ADJ CONF.
Average RPI Loss:	66	RECORD	PCT. RANK	GAMES	SCHEDULE	OF SCHEDULE	RPI	RPI	RPI	RPI
DIV. I ONLY	12- 11	168	5-5	1	54	38	38	3	3	
DIV. I NON-CONF.	7- 5	131	0	4	101	46	46	4	4	
TOTALS	RPI 1-25	RPI 26-50	W-L RECORDS	RPI 51-100	RPI 101-150	RPI 150+				
12- 11	2- 4	4- 3	OVERALL	0- 0	4- 3	2- 1				
9- 4	2- 3	2- 1	HOME	0- 0	3- 0	2- 0				
3- 6	0- 0	2- 2	AWAY	0- 0	1- 3	0- 1				
0- 1	0- 1	0- 0	NEUTRAL	0- 0	0- 0	0- 0				
7- 5	2- 2	0- 1	NON-CONFERENCE	0- 0	3- 1	2- 1				
7- 1	2- 1	0- 0	HOME	0- 0	3- 0	2- 0				
0- 3	0- 0	0- 1	AWAY	0- 0	0- 1	0- 1				
0- 1	0- 1	0- 0	NEUTRAL	0- 0	0- 0	0- 0				
5- 6	0- 2	4- 2	CONFERENCE	0- 0	1- 2	0- 0				
2- 3	0- 2	2- 1	HOME	0- 0	0- 0	0- 0				
3- 3	0- 0	2- 1	AWAY	0- 0	1- 2	0- 0				
0- 0	0- 0	0- 0	NEUTRAL	0- 0	0- 0	0- 0				

RPI 1-25				RPI 26-50				Team's RPI: 38	RPI 51-100				RPI 101+			
RPI	S	Opponent	Score	RPI	S	Opponent	Score		RPI	S	Opponent	Score	RPI	S	Opponent	Score
5	H	Missouri St.	90 96	30	A	Western Ky.	63 74						106	H	SFA	75 62
8	N	UConn	53 97	34	H	Texas	53 70						110	H	UAB	82 75
9	H	Baylor	56 77	46	A	West Virginia	73 49						113	H	Abilene Christian	78 65
21	H	LSU	90 68	46	H	West Virginia	68 58						116	A	Kansas	94 82
23	H	TCU	63 82	48	A	Iowa St.	59 63						123	A	Kansas St.	74 92
25	H	Drake	93 84	48	H	Iowa St.	81 72						146	A	Wichita St.	83 88
				49	A	Oklahoma St.	77 75						147	A	Texas Tech	84 89
LAST 10 Division I																
				48	A	Iowa St.	59 63		147	A	Texas Tech	84 89				
				46	H	West Virginia	68 58		23	H	TCU	63 82				
				116	A	Kansas	94 82		46	A	West Virginia	73 49				
				34	H	Texas	53 70		48	H	Iowa St.	81 72				
				123	A	Kansas St.	74 92		49	A	Oklahoma St.	77 75				

Non-Div I Games:

Oklahoma

■ Loss,
■ Non-Conf, S Site,
■ Home
■ Away
N Neutral

Average RPI Win:	147	WON-LOST	WINNING	LAST 10	STRENGTH OF	OPP. STRENGTH	TEAM	ADJ.	CONF.	ADJ CONF.
Average RPI Loss:	37	RECORD	PCT. RANK	GAMES	SCHEDULE	OF SCHEDULE	RPI	RPI	RPI	RPI
DIV. I ONLY	13- 10	134	3-7	11	48	49	49	3	3	
DIV. I NON-CONF.	9- 3	63	0	25	90	28	28	4	4	
TOTALS	RPI 1-25	RPI 26-50	W-L RECORDS	RPI 51-100	RPI 101-150	RPI 150+				
13- 10	0- 5	2- 4	OVERALL	1- 0	5- 1	5- 0				
9- 4	0- 1	1- 3	HOME	1- 0	3- 0	4- 0				
3- 4	0- 2	1- 1	AWAY	0- 0	1- 1	1- 0				
1- 2	0- 2	0- 0	NEUTRAL	0- 0	1- 0	0- 0				
9- 3	0- 3	0- 0	NON-CONFERENCE	1- 0	3- 0	5- 0				
7- 0	0- 0	0- 0	HOME	1- 0	2- 0	4- 0				
1- 1	0- 1	0- 0	AWAY	0- 0	0- 0	1- 0				
1- 2	0- 2	0- 0	NEUTRAL	0- 0	1- 0	0- 0				
4- 7	0- 2	2- 4	CONFERENCE	0- 0	2- 1	0- 0				
2- 4	0- 1	1- 3	HOME	0- 0	1- 0	0- 0				
2- 3	0- 1	1- 1	AWAY	0- 0	1- 1	0- 0				
0- 0	0- 0	0- 0	NEUTRAL	0- 0	0- 0	0- 0				

RPI 1-25				RPI 26-50				Team's RPI: 49	RPI 51-100				RPI 101+			
RPI	S	Opponent	Score	RPI	S	Opponent	Score		RPI	S	Opponent	Score	RPI	S	Opponent	Score
1	N	Oregon	72 89	34	H	Texas	56 61		87	H	Rice	69 38	105	H	Duquesne	84 41
6	N	Louisville	48 69	38	H	Oklahoma	75 77						116	H	Kansas	67 49
9	A	Baylor	48 94	46	A	West Virginia	57 55						123	A	Kansas St.	70 63
16	A	Texas A&M	62 74	46	H	West Virginia	60 57						126	H	Idaho	62 47
23	H	TCU	68 72	48	A	Iowa St.	63 74						127	N	UT Arlington	60 47
				48	H	Iowa St.	63 64						147	A	Texas Tech	79 109
LAST 10 Division I																
				46	H	West Virginia	60 57		46	A	West Virginia	57 55				
				48	A	Iowa St.	63 74		48	H	Iowa St.	63 64				
				147	A	Texas Tech	79 109		123	A	Kansas St.	70 63				
				23	H	TCU	68 72		9	A	Baylor	48 94				
				34	H	Texas	56 61		38	H	Oklahoma	75 77				

Non-Div I Games:

Oklahoma St.

■ Loss,
■ Non-Conf,
■ S Site,
■ H Home
■ A Away
N Neutral

Average RPI Win:	187	WON-LOST	WINNING	LAST 10	STRENGTH OF	OPP. STRENGTH	TEAM	ADJ.	CONF.	ADJ CONF.
Average RPI Loss:	87	RECORD	PCT. RANK	GAMES	SCHEDULE	OF SCHEDULE	RPI	RPI	RPI	RPI
DIV. I ONLY	20- 3	15	9-1	137	134	32	32	13	13	
DIV. I NON-CONF.	10- 2	29	0	148	171	43	43	14	14	
TOTALS	RPI 1-25	RPI 26-50	W-L RECORDS	RPI 51-100	RPI 101-150	RPI 150+				
20- 3	0- 0	1- 1	OVERALL	2- 0	5- 2	12- 0				
11- 0	0- 0	1- 0	HOME	1- 0	2- 0	7- 0				
8- 3	0- 0	0- 1	AWAY	1- 0	2- 2	5- 0				
1- 0	0- 0	0- 0	NEUTRAL	0- 0	1- 0	0- 0				
10- 2	0- 0	0- 1	NON-CONFERENCE	0- 0	5- 1	5- 0				
6- 0	0- 0	0- 0	HOME	0- 0	2- 0	4- 0				
3- 2	0- 0	0- 1	AWAY	0- 0	2- 1	1- 0				
1- 0	0- 0	0- 0	NEUTRAL	0- 0	1- 0	0- 0				
10- 1	0- 0	1- 0	CONFERENCE	2- 0	0- 1	7- 0				
5- 0	0- 0	1- 0	HOME	1- 0	0- 0	3- 0				
5- 1	0- 0	0- 0	AWAY	1- 0	0- 1	4- 0				
0- 0	0- 0	0- 0	NEUTRAL	0- 0	0- 0	0- 0				

RPI 1-25			RPI 26-50			Team's RPI: 32	RPI 51-100			RPI 101+		
RPI	S	Opponent	Score	RPI	S	Opponent	Score	RPI	S	Opponent	Score	RPI
30	H	Western Ky.	76 65	62	A	Middle Tenn.	67 56	102	A	VCU	49 62	
50	A	Virginia	53 56	76	H	Charlotte	54 51	110	A	UAB	65 76	
								118	H	Campbell	59 44	
								120	A	Auburn	89 77	
								126	N	Idaho	67 55	
								128	A	William & Mary	69 58	
								136	H	Richmond	73 51	
								173	H	Hampton	75 38	
								181	A	Fla. Atlantic	75 63	
								204	H	Mt. St. Mary's	85 34	
								211	A	UTEP	77 69	
								216	H	Southern Miss.	67 50	
								242	H	Louisiana Tech	77 61	
								247	H	Marshall	57 46	
								253	H	Winthrop	68 44	
								289	A	FIU	66 39	
								300	A	UTSA	62 43	
								312	A	Cal Poly	61 55	
								315	H	UMES	48 39	
LAST 10 Division I												
211	A	UTEP	77 69	289	A	FIU	66 39					
300	A	UTSA	62 43	247	H	Marshall	57 46					
242	H	Louisiana Tech	77 61	30	H	Western Ky.	76 65					
216	H	Southern Miss.	67 50	76	H	Charlotte	54 51					
181	A	Fla. Atlantic	75 63	110	A	UAB	65 76					

Non-Div I Games:

Old Dominion

■ Loss,
 ■ Non-Conf,
 ■ S Site,
 ■ H Home
 ■ A Away
 N Neutral

Average RPI Win:	294	WON-LOST	WINNING	LAST 10	STRENGTH OF	OPP. STRENGTH	TEAM	ADJ.	CONF.	ADJ CONF.
Average RPI Loss:	107	RECORD	PCT. RANK	GAMES	SCHEDULE	OF SCHEDULE	RPI	RPI	RPI	RPI
DIV. I ONLY	7- 15	271	1-9	155	128	278	278	4	4	
DIV. I NON-CONF.	7- 6	161	1-0	313	347	297	297	5	5	
<hr/>										
TOTALS	RPI 1-25	RPI 26-50	W-L RECORDS	RPI 51-100	RPI 101-150	RPI 150+				
7- 15	0- 4	0- 1	OVERALL	0- 2	0- 4	7- 4				
6- 8	0- 1	0- 1	HOME	0- 2	0- 2	6- 2				
0- 6	0- 3	0- 0	AWAY	0- 0	0- 2	0- 1				
1- 1	0- 0	0- 0	NEUTRAL	0- 0	0- 0	1- 1				
7- 6	0- 0	0- 0	NON-CONFERENCE	0- 0	0- 2	7- 4				
6- 3	0- 0	0- 0	HOME	0- 0	0- 1	6- 2				
0- 2	0- 0	0- 0	AWAY	0- 0	0- 1	0- 1				
1- 1	0- 0	0- 0	NEUTRAL	0- 0	0- 0	1- 1				
0- 9	0- 4	0- 1	CONFERENCE	0- 2	0- 2	0- 0				
0- 5	0- 1	0- 1	HOME	0- 2	0- 1	0- 0				
0- 4	0- 3	0- 0	AWAY	0- 0	0- 1	0- 0				
0- 0	0- 0	0- 0	NEUTRAL	0- 0	0- 0	0- 0				

RPI 1-25				RPI 26-50				RPI 51-100				RPI 101+ Team's RPI: 278			
RPI	S	Opponent	Score	RPI	S	Opponent	Score	RPI	S	Opponent	Score	RPI	S	Opponent	Score
2	H	South Carolina	32 87	45	H	Tennessee	28 84	65	H	Alabama	56 57	120	A	Auburn	43 59
13	A	Mississippi St.	39 80					89	H	Georgia	51 58	130	H	Southeast Mo. St.	53 70
16	A	Texas A&M	35 79									131	H	Missouri	57 71
21	A	LSU	44 52									147	A	Texas Tech	48 84
												167	H	New Orleans	64 69
												168	H	Louisiana	42 53
												170	H	Sam Houston St.	75 69
												216	A	Southern Miss.	53 59
												242	H	Louisiana Tech	76 53
												275	N	Pittsburgh	50 58
												298	H	Ga. Southern	69 66
												318	N	Alcorn	73 55
												331	H	Alabama St.	93 66
												345	H	La.-Monroe	66 42
												351	H	Mississippi Val.	72 53
<hr/>															
LAST 10 Division I															
65	H	Alabama	56 57	21	A	LSU	44 52								
2	H	South Carolina	32 87	45	H	Tennessee	28 84								
13	A	Mississippi St.	39 80	16	A	Texas A&M	35 79								
120	A	Auburn	43 59	89	H	Georgia	51 58								
131	H	Missouri	57 71	331	H	Alabama St.	93 66								

Non-Div I Games:

Ole Miss

■ Loss,
 ■ Non-Conf,
 ■ S Site,
 ■ H Home
 ■ A Away
 N Neutral

Average RPI Win:	262	WON-LOST	WINNING	LAST 10	STRENGTH OF	OPP. STRENGTH	TEAM	ADJ.	CONF.	ADJ CONF.
Average RPI Loss:	153	RECORD	PCT. RANK	GAMES	SCHEDULE	OF SCHEDULE	RPI	RPI	RPI	RPI
DIV. I ONLY	4- 17	318	1-9	118	277	304	304	19	19	
DIV. I NON-CONF.	3- 8	268	0	134	306	274	274	18	18	
TOTALS	RPI 1-25	RPI 26-50	W-L RECORDS	RPI 51-100	RPI 101-150	RPI 150+				
4- 17	0- 0	0- 3	OVERALL	0- 3	0- 3	4- 8				
3- 8	0- 0	0- 2	HOME	0- 2	0- 0	3- 4				
0- 8	0- 0	0- 1	AWAY	0- 1	0- 2	0- 4				
1- 1	0- 0	0- 0	NEUTRAL	0- 0	0- 1	1- 0				
3- 8	0- 0	0- 1	NON-CONFERENCE	0- 1	0- 3	3- 3				
2- 3	0- 0	0- 1	HOME	0- 1	0- 0	2- 1				
0- 4	0- 0	0- 0	AWAY	0- 0	0- 2	0- 2				
1- 1	0- 0	0- 0	NEUTRAL	0- 0	0- 1	1- 0				
1- 9	0- 0	0- 2	CONFERENCE	0- 2	0- 0	1- 5				
1- 5	0- 0	0- 1	HOME	0- 1	0- 0	1- 3				
0- 4	0- 0	0- 1	AWAY	0- 1	0- 0	0- 2				
0- 0	0- 0	0- 0	NEUTRAL	0- 0	0- 0	0- 0				

RPI 1-25				RPI 26-50				RPI 51-100				RPI 101+				Team's RPI: 304	
RPI	S	Opponent	Score	RPI	S	Opponent	Score	RPI	S	Opponent	Score	RPI	S	Opponent	Score		
				31	H	Creighton	54 67	52	H	UNI	45 81	102	N	VCU	66 74		
				44	A	South Dakota	44 77	70	A	South Dakota St.	59 69	116	A	Kansas	48 63		
				44	H	South Dakota	39 71	70	H	South Dakota St.	51 68	123	A	Kansas St.	48 73		
												196	H	Cleveland St.	66 79		
												203	A	Northern Ky.	40 57		
												207	H	Western Ill.	69 83		
												218	A	North Dakota	57 63		
												219	H	UMKC	57 53		
												221	A	Eastern Ill.	52 65		
												222	H	Oral Roberts	60 54		
												255	H	Morgan St.	70 64		
												279	H	North Dakota St.	65 74		
												293	A	Denver	60 66		
												330	H	Purdue Fort Wayne	57 58		
												351	N	Mississippi Val.	78 70		
LAST 10 Division I																	
				70	A	South Dakota St.	59 69	293	A	Denver	60 66						
				279	H	North Dakota St.	65 74	44	A	South Dakota	44 77						
				44	H	South Dakota	39 71	218	A	North Dakota	57 63						
				330	H	Purdue Fort Wayne	57 58	222	H	Oral Roberts	60 54						
				207	H	Western Ill.	69 83	70	H	South Dakota St.	51 68						

Non-Div I Games: Peru St. 92 58 Graceland (IA) 85 46

Omaha

Loss, Non-Conf, S Site, H Home A Away N Neutral

Oral Roberts

Through Games Of Feb. 8, 2020

Average RPI Win:	244	WON-LOST	WINNING	LAST 10	STRENGTH OF	OPP. STRENGTH	TEAM	ADJ.	CONF.	ADJ CONF.
Average RPI Loss:	139	RECORD	PCT. RANK	GAMES	SCHEDULE	OF SCHEDULE	RPI	RPI	RPI	RPI
DIV. I ONLY	8- 13	241	5-5	184	169	222	222	19	19	
DIV. I NON-CONF.	3- 8	268	0	202	97	278	278	18	18	
TOTALS	RPI 1-25	RPI 26-50	W-L RECORDS	RPI 51-100	RPI 101-150	RPI 150+				
8- 13	0- 0	0- 3	OVERALL	0- 4	1- 1	7- 5				
6- 2	0- 0	0- 0	HOME	0- 1	1- 0	5- 1				
2- 11	0- 0	0- 3	AWAY	0- 3	0- 1	2- 4				
0- 0	0- 0	0- 0	NEUTRAL	0- 0	0- 0	0- 0				
3- 8	0- 0	0- 2	NON-CONFERENCE	0- 2	1- 1	2- 3				
3- 1	0- 0	0- 0	HOME	0- 0	1- 0	2- 1				
0- 7	0- 0	0- 2	AWAY	0- 2	0- 1	0- 2				
0- 0	0- 0	0- 0	NEUTRAL	0- 0	0- 0	0- 0				
5- 5	0- 0	0- 1	CONFERENCE	0- 2	0- 0	5- 2				
3- 1	0- 0	0- 0	HOME	0- 1	0- 0	3- 0				
2- 4	0- 0	0- 1	AWAY	0- 1	0- 0	2- 2				
0- 0	0- 0	0- 0	NEUTRAL	0- 0	0- 0	0- 0				

RPI 1-25			RPI 26-50			RPI 51-100			RPI 101+			Team's RPI: 222
RPI	S	Opponent	Score	RPI	S	Opponent	Score	RPI	S	Opponent	Score	
41	A	Arkansas	64 96	66	A	Nebraska	67 77	123	A	Kansas St.	69 109	
44	A	South Dakota	56 79	70	A	South Dakota St.	44 58	146	H	Wichita St.	79 66	
49	A	Oklahoma St.	44 78	70	H	South Dakota St.	61 76	165	A	Southern Utah	58 72	
				96	A	Utah	58 78	170	H	Sam Houston St.	64 41	
								207	A	Western Ill.	61 75	
								218	A	North Dakota	86 72	
								218	H	North Dakota	75 52	
								248	A	Tulsa	65 67	
								279	H	North Dakota St.	70 62	
								293	H	Denver	84 72	
								295	H	Texas St.	63 57	
								304	A	Omaha	54 60	
								323	H	Houston Baptist	73 74	
								330	A	Purdue Fort Wayne	79 73	
LAST 10 Division I												
218	A	North Dakota	86 72	330	A	Purdue Fort Wayne	79 73					
70	H	South Dakota St.	61 76	218	H	North Dakota	75 52					
293	H	Denver	84 72	279	H	North Dakota St.	70 62					
44	A	South Dakota	56 79	304	A	Omaha	54 60					
207	A	Western Ill.	61 75	70	A	South Dakota St.	44 58					

Non-Div I Games: Rogers St. 80 40 Cent. Christian (KS114 60

Oral Roberts

Loss, Non-Conf, S Site, H Home A Away N Neutral

Oregon

Through Games Of Feb. 8. 2020

Average RPI Win:	99	WON-LOST	WINNING	LAST 10	STRENGTH OF	OPP. STRENGTH	TEAM	ADJ.	CONF.	ADJ CONF.
Average RPI Loss:	18	RECORD	PCT. RANK	GAMES	SCHEDULE	OF SCHEDULE	RPI	RPI	RPI	RPI
DIV. I ONLY	21- 2	7	9-1	6	14	1	1	1	1	1
DIV. I NON-CONF.	11- 1	13	1-0	58	41	10	10	1	1	1
TOTALS	RPI 1-25	RPI 26-50	W-L RECORDS	RPI 51-100	RPI 101-150	RPI 150+				
21- 2	6- 1	1- 1	OVERALL	6- 0	5- 0	3- 0				
12- 0	3- 0	0- 0	HOME	3- 0	4- 0	2- 0				
7- 1	3- 0	0- 1	AWAY	3- 0	0- 0	1- 0				
2- 1	0- 1	1- 0	NEUTRAL	0- 0	1- 0	0- 0				
11- 1	1- 1	1- 0	NON-CONFERENCE	2- 0	4- 0	3- 0				
6- 0	0- 0	0- 0	HOME	1- 0	3- 0	2- 0				
3- 0	1- 0	0- 0	AWAY	1- 0	0- 0	1- 0				
2- 1	0- 1	1- 0	NEUTRAL	0- 0	1- 0	0- 0				
10- 1	5- 0	0- 1	CONFERENCE	4- 0	1- 0	0- 0				
6- 0	3- 0	0- 0	HOME	2- 0	1- 0	0- 0				
4- 1	2- 0	0- 1	AWAY	2- 0	0- 0	0- 0				
0- 0	0- 0	0- 0	NEUTRAL	0- 0	0- 0	0- 0				

RPI	S	Opponent	Score	RPI	S	Opponent	Score	RPI	S	Opponent	Score	RPI	S	Opponent	Score
6	N	Louisville	62 72	29	A	Arizona St.	66 72	57	A	Colorado	101 53	115	H	Texas Southern	99 63
7	A	Oregon St.	66 57	49	N	Oklahoma St.	89 72	57	H	Colorado	104 46	123	H	Kansas St.	89 51
7	H	Oregon St.	76 64					70	H	South Dakota St.	95 56	127	N	UT Arlington	91 54
8	A	UConn	74 56					96	A	Utah	90 63	134	H	California	105 55
11	H	Stanford	87 55					96	H	Utah	88 51	138	H	Northeastern	89 47
24	A	Arizona	71 64					99	A	Syracuse	81 64	264	A	Long Beach St.	81 45
24	H	Arizona	85 52									277	H	Utah St.	109 52
												288	H	UC Riverside	84 41
LAST 10 Division I															
24	H	Arizona	85 52	7	H	Oregon St.	76 64								
8	A	UConn	74 56	134	H	California	105 55								
57	A	Colorado	101 53	11	H	Stanford	87 55								
96	A	Utah	90 63	24	A	Arizona	71 64								
7	A	Oregon St.	66 57	29	A	Arizona St.	66 72								

Non-Div I Games:

Oregon

Loss, Non-Conf, S Site, H Home A Away N Neutral

Average RPI Win: 115		WON-LOST	WINNING	LAST 10	STRENGTH OF		OPP. STRENGTH	TEAM	ADJ.	CONF.	ADJ CONF.
Average RPI Loss: 11		RECORD	PCT. RANK	GAMES	SCHEDULE		OF SCHEDULE	RPI	RPI	RPI	RPI
DIV. I ONLY		19- 4	22	6-4	9		19	7	7	1	1
DIV. I NON-CONF.		12- 0	1	0	59		77	5	5	1	1
<hr/>											
TOTALS	RPI 1-25	RPI 26-50		W-L RECORDS		RPI 51-100	RPI 101-150		RPI 150+		
19- 4	3- 3	1- 1		OVERALL		6- 0	3- 0		6- 0		
12- 2	2- 2	1- 0		HOME		2- 0	2- 0		5- 0		
4- 2	1- 1	0- 1		AWAY		3- 0	0- 0		0- 0		
3- 0	0- 0	0- 0		NEUTRAL		1- 0	1- 0		1- 0		
12- 0	2- 0	0- 0		NON-CONFERENCE		2- 0	2- 0		6- 0		
8- 0	2- 0	0- 0		HOME		0- 0	1- 0		5- 0		
1- 0	0- 0	0- 0		AWAY		1- 0	0- 0		0- 0		
3- 0	0- 0	0- 0		NEUTRAL		1- 0	1- 0		1- 0		
7- 4	1- 3	1- 1		CONFERENCE		4- 0	1- 0		0- 0		
4- 2	0- 2	1- 0		HOME		2- 0	1- 0		0- 0		
3- 2	1- 1	0- 1		AWAY		2- 0	0- 0		0- 0		
0- 0	0- 0	0- 0		NEUTRAL		0- 0	0- 0		0- 0		

RPI	S	Opponent	Score	RPI	S	Opponent	Score	RPI	S	Opponent	Score	RPI	S	Opponent	Score
1	A	Oregon	64 76	29	A	Arizona St.	47 55	57	A	Colorado	79 52	107	H	Pacific	69 57
1	H	Oregon	57 66	29	H	Arizona St.	64 62	57	H	Colorado	72 60	109	N	Liberty	68 55
5	H	Missouri St.	80 69					59	A	Miami (FL)	75 53	134	H	California	81 44
11	H	Stanford	58 61					72	N	BYU	65 34	165	H	Southern Utah	95 45
20	H	DePaul	98 77					96	A	Utah	77 65	178	H	Hawaii	64 32
24	A	Arizona	63 61					96	H	Utah	77 48	185	N	Northern Ariz.	91 57
												212	H	CSU Bakersfield	69 50
												277	H	Utah St.	75 46
												302	H	UC Irvine	86 57
LAST 10 Division I															
29	H	Arizona St.	64 62	11	H	Stanford	58 61								
96	A	Utah	77 65	134	H	California	81 44								
57	A	Colorado	79 52	29	A	Arizona St.	47 55								
1	H	Oregon	57 66	24	A	Arizona	63 61								
1	A	Oregon	64 76	57	H	Colorado	72 60								

Non-Div I Games:

Oregon St.

■ Loss,
■ Non-Conf, S Site,
■ Home
■ Away
N Neutral

Average RPI Win:	224	WON-LOST	WINNING	LAST 10	STRENGTH OF	OPP. STRENGTH	TEAM	ADJ.	CONF.	ADJ CONF.
Average RPI Loss:	98	RECORD	PCT. RANK	GAMES	SCHEDULE	OF SCHEDULE	RPI	RPI	RPI	RPI
DIV. I ONLY	14- 10	123	5-5	127	114	107	107	11	11	
DIV. I NON-CONF.	7- 4	100	0	183	151	100	100	11	11	
TOTALS	RPI 1-25	RPI 26-50	W-L RECORDS	RPI 51-100	RPI 101-150	RPI 150+				
14- 10	0- 4	0- 0	OVERALL	1- 1	2- 2	11- 3				
7- 3	0- 1	0- 0	HOME	0- 1	1- 1	6- 0				
6- 6	0- 3	0- 0	AWAY	1- 0	1- 0	4- 3				
1- 1	0- 0	0- 0	NEUTRAL	0- 0	0- 1	1- 0				
7- 4	0- 2	0- 0	NON-CONFERENCE	1- 0	0- 1	6- 1				
4- 0	0- 0	0- 0	HOME	0- 0	0- 0	4- 0				
2- 3	0- 2	0- 0	AWAY	1- 0	0- 0	1- 1				
1- 1	0- 0	0- 0	NEUTRAL	0- 0	0- 1	1- 0				
7- 6	0- 2	0- 0	CONFERENCE	0- 1	2- 1	5- 2				
3- 3	0- 1	0- 0	HOME	0- 1	1- 1	2- 0				
4- 3	0- 1	0- 0	AWAY	0- 0	1- 0	3- 2				
0- 0	0- 0	0- 0	NEUTRAL	0- 0	0- 0	0- 0				

RPI	S	Opponent	Score	RPI	S	Opponent	Score	RPI	S	Opponent	Score	RPI	S	Opponent	Score	Team's RPI: 107
4	A	UCLA	57 68					60	A	Drexel	58 51	121	H	San Diego	64 66	
7	A	Oregon St.	57 69					72	H	BYU	66 76	142	A	Portland	77 73	
12	A	Gonzaga	67 68									142	H	Portland	77 70	
12	H	Gonzaga	65 83									149	N	Toledo	65 66	
												158	A	Saint Mary's (CA)	68 66	
												187	A	Pepperdine	54 59	
												187	H	Pepperdine	64 63	
												206	A	Santa Clara	65 75	
												212	A	CSU Bakersfield	70 80	
												219	H	UMKC	89 60	
												228	H	SMU	77 49	
												244	A	San Francisco	84 61	
												272	A	UC Santa Barbara	63 53	
												281	A	LMU (CA)	87 70	
												281	H	LMU (CA)	76 67	
												282	H	Indiana St.	83 66	
												311	N	St. Francis Brooklyn	71 62	
												322	H	Weber St.	76 53	
LAST 10 Division I																
142	H	Portland	77 70	121	H	San Diego	64 66									
12	H	Gonzaga	65 83	72	H	BYU	66 76									
281	A	LMU (CA)	87 70	12	A	Gonzaga	67 68									
187	A	Pepperdine	54 59	142	A	Portland	77 73									
158	A	Saint Mary's (CA)	68 66	187	H	Pepperdine	64 63									

Non-Div I Games:

Pacific

■ Loss,
■ Non-Conf,
■ S Site,
■ Home
■ A Away
N Neutral

Average RPI Win:	213	WON-LOST	WINNING	LAST 10	STRENGTH OF	OPP. STRENGTH	TEAM	ADJ.	CONF.	ADJ CONF.
Average RPI Loss:	63	RECORD	PCT. RANK	GAMES	SCHEDULE	OF SCHEDULE	RPI	RPI	RPI	RPI
DIV. I ONLY	12- 5	60	6-4	204	97	85	85	8	8	
DIV. I NON-CONF.	9- 3	63	3-2	301	85	103	103	8	8	
TOTALS	RPI 1-25	RPI 26-50	W-L RECORDS	RPI 51-100	RPI 101-150	RPI 150+				
12- 5	0- 1	0- 1	OVERALL	1- 3	1- 0	10- 0				
7- 1	0- 1	0- 0	HOME	1- 0	1- 0	5- 0				
5- 4	0- 0	0- 1	AWAY	0- 3	0- 0	5- 0				
0- 0	0- 0	0- 0	NEUTRAL	0- 0	0- 0	0- 0				
9- 3	0- 0	0- 1	NON-CONFERENCE	1- 2	0- 0	8- 0				
5- 0	0- 0	0- 0	HOME	1- 0	0- 0	4- 0				
4- 3	0- 0	0- 1	AWAY	0- 2	0- 0	4- 0				
0- 0	0- 0	0- 0	NEUTRAL	0- 0	0- 0	0- 0				
3- 2	0- 1	0- 0	CONFERENCE	0- 1	1- 0	2- 0				
2- 1	0- 1	0- 0	HOME	0- 0	1- 0	1- 0				
1- 1	0- 0	0- 0	AWAY	0- 1	0- 0	1- 0				
0- 0	0- 0	0- 0	NEUTRAL	0- 0	0- 0	0- 0				

RPI 1-25				RPI 26-50				RPI 51-100 Team's RPI: 85				RPI 101+			
RPI	S	Opponent	Score	RPI	S	Opponent	Score	RPI	S	Opponent	Score	RPI	S	Opponent	Score
19	H	Princeton	55 75	39	A	Duke	50 66	60	H	Drexel	53 49	135	H	Cornell	63 41
								69	A	Temple	72 76	164	H	Columbia	86 84
								92	A	Villanova	58 70	178	A	Hawaii	70 55
								98	A	Harvard	51 58	201	A	La Salle	65 49
												202	A	Dartmouth	66 33
												209	A	Saint Joseph's	55 45
												224	H	Stetson	81 41
												226	H	Iona	74 42
												274	H	Siena	92 44
												332	A	NJIT	85 51
												348	H	Hartford	74 46
LAST 10 Division I															
135	H	Cornell	63 41	92	A	Villanova	58 70								
164	H	Columbia	86 84	19	H	Princeton	55 75								
202	A	Dartmouth	66 33	178	A	Hawaii	70 55								
98	A	Harvard	51 58	60	H	Drexel	53 49								
69	A	Temple	72 76	224	H	Stetson	81 41								

Non-Div I Games: Chaminade 90 39

Penn

Average RPI Win:	208	WON-LOST	WINNING	LAST 10	STRENGTH OF	OPP. STRENGTH	TEAM	ADJ.	CONF.	ADJ CONF.
Average RPI Loss:	76	RECORD	PCT. RANK	GAMES	SCHEDULE	OF SCHEDULE	RPI	RPI	RPI	RPI
DIV. I ONLY	7- 16	280	1-9	39	62	191	191	2	2	
DIV. I NON-CONF.	6- 5	151	0	220	238	216	216	2	2	
TOTALS	RPI 1-25	RPI 26-50	W-L RECORDS	RPI 51-100	RPI 101-150	RPI 150+				
7- 16	0- 5	0- 5	OVERALL	1- 2	1- 1	5- 3				
5- 8	0- 3	0- 1	HOME	1- 2	1- 0	3- 2				
1- 7	0- 2	0- 4	AWAY	0- 0	0- 1	1- 0				
1- 1	0- 0	0- 0	NEUTRAL	0- 0	0- 0	1- 1				
6- 5	0- 1	0- 0	NON-CONFERENCE	1- 1	0- 0	5- 3				
4- 3	0- 0	0- 0	HOME	1- 1	0- 0	3- 2				
1- 1	0- 1	0- 0	AWAY	0- 0	0- 0	1- 0				
1- 1	0- 0	0- 0	NEUTRAL	0- 0	0- 0	1- 1				
1- 11	0- 4	0- 5	CONFERENCE	0- 1	1- 1	0- 0				
1- 5	0- 3	0- 1	HOME	0- 1	1- 0	0- 0				
0- 6	0- 1	0- 4	AWAY	0- 0	0- 1	0- 0				
0- 0	0- 0	0- 0	NEUTRAL	0- 0	0- 0	0- 0				

RPI 1-25				RPI 26-50				RPI 51-100				RPI 101+				Team's RPI: 191
RPI	S	Opponent	Score	RPI	S	Opponent	Score	RPI	S	Opponent	Score	RPI	S	Opponent	Score	
10	H	Iowa	66 77	28	A	Ohio St.	70 80	51	H	Minnesota	74 81	101	H	Michigan St.	86 73	
15	H	Indiana	60 76	33	A	Purdue	68 81	95	H	Fordham	72 59	122	A	Wisconsin	65 71	
17	A	Northwestern	59 85	35	A	Michigan	48 82	97	H	Rider	70 78	186	H	Clemson	68 55	
17	H	Northwestern	59 82	47	A	Rutgers	39 72					189	A	Towson	73 67	
19	A	Princeton	55 72	47	H	Rutgers	57 62					201	H	La Salle	67 69	
												217	H	George Mason	68 78	
												264	N	Long Beach St.	56 64	
												275	H	Pittsburgh	78 73	
												292	H	Sacred Heart	88 65	
												320	N	N.C. Central	92 68	
LAST 10 Division I																
47	A	Rutgers	39 72	17	A	Northwestern	59 85									
17	H	Northwestern	59 82	47	H	Rutgers	57 62									
10	H	Iowa	66 77	28	A	Ohio St.	70 80									
33	A	Purdue	68 81	101	H	Michigan St.	86 73									
15	H	Indiana	60 76	122	A	Wisconsin	65 71									

Non-Div I Games:

Penn St.

■ Loss,
■ Non-Conf,
■ S Site,
■ H Home
■ A Away
N Neutral

Pepperdine

Through Games Of Feb. 8, 2020

Average RPI Win:	217	WON-LOST	WINNING	LAST 10	STRENGTH OF	OPP. STRENGTH	TEAM	ADJ.	CONF.	ADJ CONF.
Average RPI Loss:	134	RECORD	PCT. RANK	GAMES	SCHEDULE	OF SCHEDULE	RPI	RPI	RPI	RPI
DIV. I ONLY	11- 10	159	6-4	228	106	187	187	11	11	
DIV. I NON-CONF.	4- 4	164	0	310	178	244	244	11	11	
TOTALS	RPI 1-25	RPI 26-50	W-L RECORDS	RPI 51-100	RPI 101-150	RPI 150+				
11- 10	0- 1	0- 0	OVERALL	0- 2	2- 3	9- 4				
7- 4	0- 0	0- 0	HOME	0- 1	2- 0	5- 3				
4- 6	0- 1	0- 0	AWAY	0- 1	0- 3	4- 1				
0- 0	0- 0	0- 0	NEUTRAL	0- 0	0- 0	0- 0				
4- 4	0- 0	0- 0	NON-CONFERENCE	0- 1	0- 1	4- 2				
2- 2	0- 0	0- 0	HOME	0- 0	0- 0	2- 2				
2- 2	0- 0	0- 0	AWAY	0- 1	0- 1	2- 0				
0- 0	0- 0	0- 0	NEUTRAL	0- 0	0- 0	0- 0				
7- 6	0- 1	0- 0	CONFERENCE	0- 1	2- 2	5- 2				
5- 2	0- 0	0- 0	HOME	0- 1	2- 0	3- 1				
2- 4	0- 1	0- 0	AWAY	0- 0	0- 2	2- 1				
0- 0	0- 0	0- 0	NEUTRAL	0- 0	0- 0	0- 0				

RPI	S	Opponent	Score	RPI	S	Opponent	Score	RPI	S	Opponent	Score	RPI	S	Opponent	Score
12	A	Gonzaga	36 70					72	H	BYU	47 65	107	A	Pacific	63 64
								86	A	Washington St.	48 85	107	H	Pacific	59 54
												121	H	San Diego	73 57
												124	A	Boise St.	74 76
												142	A	Portland	67 69
												158	A	Saint Mary's (CA)	78 85
												158	H	Saint Mary's (CA)	73 64
												160	H	UC Davis	70 67
												176	H	UNLV	44 69
												178	H	Hawaii	51 52
												206	A	Santa Clara	79 61
												206	H	Santa Clara	79 71
												244	A	San Francisco	70 64
												244	H	San Francisco	82 70
												281	H	LMU (CA)	77 84
												307	A	Eastern Wash.	53 52
												312	H	Cal Poly	63 53
												321	A	New Mexico St.	72 69
LAST 10 Division I															
206	A	Santa Clara	79 61	12	A	Gonzaga	36 70								
244	A	San Francisco	70 64	281	H	LMU (CA)	77 84								
158	H	Saint Mary's (CA)	73 64	244	H	San Francisco	82 70								
107	H	Pacific	59 54	206	H	Santa Clara	79 71								
142	A	Portland	67 69	107	A	Pacific	63 64								

Non-Div I Games: Concordia (CA) 76 57 Cal St. L.A. 79 56

Pepperdine

Loss, Non-Conf, S Site, H Home A Away N Neutral

Average RPI Win:	265	WON-LOST	WINNING	LAST 10	STRENGTH OF	OPP. STRENGTH	TEAM	ADJ.	CONF.	ADJ CONF.
Average RPI Loss:	92	RECORD	PCT. RANK	GAMES	SCHEDULE	OF SCHEDULE	RPI	RPI	RPI	RPI
DIV. I ONLY	4- 18	319	1-9	81	88	275	275	5	5	
DIV. I NON-CONF.	3- 8	268	0	226	222	307	307	3	3	
TOTALS	RPI 1-25	RPI 26-50	W-L RECORDS	RPI 51-100	RPI 101-150	RPI 150+				
4- 18	0- 3	0- 1	OVERALL	0- 9	1- 1	3- 4				
3- 10	0- 2	0- 0	HOME	0- 5	1- 1	2- 2				
0- 7	0- 1	0- 1	AWAY	0- 3	0- 0	0- 2				
1- 1	0- 0	0- 0	NEUTRAL	0- 1	0- 0	1- 0				
3- 8	0- 0	0- 0	NON-CONFERENCE	0- 4	0- 1	3- 3				
2- 4	0- 0	0- 0	HOME	0- 1	0- 1	2- 2				
0- 3	0- 0	0- 0	AWAY	0- 2	0- 0	0- 1				
1- 1	0- 0	0- 0	NEUTRAL	0- 1	0- 0	1- 0				
1- 10	0- 3	0- 1	CONFERENCE	0- 5	1- 0	0- 1				
1- 6	0- 2	0- 0	HOME	0- 4	1- 0	0- 0				
0- 4	0- 1	0- 1	AWAY	0- 1	0- 0	0- 1				
0- 0	0- 0	0- 0	NEUTRAL	0- 0	0- 0	0- 0				

RPI S	Opponent	Score	RPI S	Opponent	Score	RPI S	Opponent	Score	RPI S	Opponent	Score	Team's RPI: 275
6	A Louisville	49 83	37	A Virginia Tech	56 68	53	N Ohio	50 72	105	H Duquesne	62 81	
14	H NC State	44 88				54	A UCF	58 74	112	H Wake Forest	53 48	
22	H Florida St.	41 66				67	A North Carolina	62 70	166	H Miami (OH)	71 80	
						77	H Stony Brook	56 59	186	A Clemson	67 75	
						79	H Boston College	70 79	191	A Penn St.	73 78	
						83	A Cincinnati	53 69	241	H Georgetown	56 66	
						88	H Georgia Tech	48 77	278	N Ole Miss	58 50	
						94	H Notre Dame	52 60	324	H Fairleigh Dickinson	69 60	
						99	H Syracuse	51 69	344	H Central Conn. St.	81 73	
LAST 10 Division I												
88	H Georgia Tech	48 77	99	H Syracuse	51 69							
22	H Florida St.	41 66	186	A Clemson	67 75							
112	H Wake Forest	53 48	37	A Virginia Tech	56 68							
6	A Louisville	49 83	79	H Boston College	70 79							
14	H NC State	44 88	94	H Notre Dame	52 60							

Non-Div I Games:

Pittsburgh

■ Loss,
 ■ Non-Conf,
 ■ S Site,
 ■ H Home
 ■ A Away
 N Neutral

Average RPI Win: 210	WON-LOST	WINNING	LAST 10	STRENGTH OF	OPP. STRENGTH	TEAM	ADJ.	CONF.	ADJ CONF.
Average RPI Loss: 127	RECORD	PCT. RANK	GAMES	SCHEDULE	OF SCHEDULE	RPI	RPI	RPI	RPI
DIV. I ONLY	12- 10	145	6-4	146	156	142	142	11	11
DIV. I NON-CONF.	5- 4	140	0	212	333	194	194	11	11
TOTALS	RPI 1-25	RPI 26-50	W-L RECORDS	RPI 51-100	RPI 101-150	RPI 150+			
12- 10	0- 1	0- 0	OVERALL	2- 1	0- 6	10- 2			
5- 6	0- 0	0- 0	HOME	1- 1	0- 4	4- 1			
7- 4	0- 1	0- 0	AWAY	1- 0	0- 2	6- 1			
0- 0	0- 0	0- 0	NEUTRAL	0- 0	0- 0	0- 0			
5- 4	0- 0	0- 0	NON-CONFERENCE	1- 0	0- 2	4- 2			
2- 3	0- 0	0- 0	HOME	1- 0	0- 2	1- 1			
3- 1	0- 0	0- 0	AWAY	0- 0	0- 0	3- 1			
0- 0	0- 0	0- 0	NEUTRAL	0- 0	0- 0	0- 0			
7- 6	0- 1	0- 0	CONFERENCE	1- 1	0- 4	6- 0			
3- 3	0- 0	0- 0	HOME	0- 1	0- 2	3- 0			
4- 3	0- 1	0- 0	AWAY	1- 0	0- 2	3- 0			
0- 0	0- 0	0- 0	NEUTRAL	0- 0	0- 0	0- 0			

RPI 1-25				RPI 26-50				RPI 51-100				RPI 101+ Team's RPI: 142			
RPI	S	Opponent	Score	RPI	S	Opponent	Score	RPI	S	Opponent	Score	RPI	S	Opponent	Score
12	A	Gonzaga	57 62					63	H	Fresno St.	75 64	107	A	Pacific	70 77
								72	A	BYU	57 48	107	H	Pacific	73 77
								72	H	BYU	54 66	113	H	Abilene Christian	69 76
												121	A	San Diego	55 74
												121	H	San Diego	58 62
												133	H	Loyola Chicago	64 78
												158	A	Saint Mary's (CA)	72 53
												158	H	Saint Mary's (CA)	78 65
												187	H	Pepperdine	69 67
												195	H	Portland St.	71 77
												206	A	Santa Clara	80 77
												236	H	Grand Canyon	73 41
												244	A	San Francisco	73 66
												277	A	Utah St.	70 64
												281	H	LMU (CA)	74 49
												287	A	CSUN	64 73
												313	A	Air Force	72 56
												322	A	Weber St.	78 59
LAST 10 Division I															
107	A	Pacific	70 77	281	H	LMU (CA)	74 49								
158	A	Saint Mary's (CA)	72 53	206	A	Santa Clara	80 77								
121	H	San Diego	58 62	244	A	San Francisco	73 66								
72	H	BYU	54 66	158	H	Saint Mary's (CA)	78 65								
187	H	Pepperdine	69 67	107	H	Pacific	73 77								

Non-Div I Games: Warner Pacific 78 36 Willamette 82 42

Portland

■ Loss,
 ■ Non-Conf, S Site,
 ■ Home
 ■ Away
 N Neutral

Average RPI Win:	219	WON-LOST	WINNING	LAST 10	STRENGTH OF	OPP. STRENGTH	TEAM	ADJ.	CONF.	ADJ CONF.
Average RPI Loss:	183	RECORD	PCT. RANK	GAMES	SCHEDULE	OF SCHEDULE	RPI	RPI	RPI	RPI
DIV. I ONLY	11- 10	159	6-4	212	274	195	195	18	18	
DIV. I NON-CONF.	5- 4	140	0	153	311	130	130	17	17	
TOTALS	RPI 1-25	RPI 26-50	W-L RECORDS	RPI 51-100	RPI 101-150	RPI 150+				
11- 10	0- 0	0- 1	OVERALL	0- 1	2- 1	9- 7				
6- 4	0- 0	0- 1	HOME	0- 1	1- 0	5- 2				
5- 5	0- 0	0- 0	AWAY	0- 0	1- 1	4- 4				
0- 1	0- 0	0- 0	NEUTRAL	0- 0	0- 0	0- 1				
5- 4	0- 0	0- 1	NON-CONFERENCE	0- 0	1- 1	4- 2				
2- 1	0- 0	0- 1	HOME	0- 0	0- 0	2- 0				
3- 2	0- 0	0- 0	AWAY	0- 0	1- 1	2- 1				
0- 1	0- 0	0- 0	NEUTRAL	0- 0	0- 0	0- 1				
6- 6	0- 0	0- 0	CONFERENCE	0- 1	1- 0	5- 5				
4- 3	0- 0	0- 0	HOME	0- 1	1- 0	3- 2				
2- 3	0- 0	0- 0	AWAY	0- 0	0- 0	2- 3				
0- 0	0- 0	0- 0	NEUTRAL	0- 0	0- 0	0- 0				

RPI S	Opponent	Score	RPI S	Opponent	Score	RPI S	Opponent	Score	RPI S	Opponent	Score	Team's RPI: 195
45	H Tennessee	61 88	91	H Montana St.	62 73	124	A Boise St.	57 82	126	H Idaho	74 53	
						142	A Portland	77 71	160	A UC Davis	76 70	
						165	A Southern Utah	58 71	165	H Southern Utah	72 81	
						174	A Montana	55 62	174	H Montana	78 65	
						185	H Northern Ariz.	66 54	200	A Idaho St.	69 64	
						219	A UMKC	69 87	235	A Northern Colo.	58 77	
						236	H Grand Canyon	69 46	256	H Nevada	80 75	
						302	A UC Irvine	70 61	302	N UC Irvine	75 83	
						307	H Eastern Wash.	75 58	308	H Sacramento St.	70 73	
						322	A Weber St.	76 57				
LAST 10 Division I												
165	H Southern Utah	72 81	200	A Idaho St.	69 64							
174	A Montana	55 62	174	H Montana	78 65							
185	H Northern Ariz.	66 54	91	H Montana St.	62 73							
308	H Sacramento St.	70 73	307	H Eastern Wash.	75 58							
322	A Weber St.	76 57	126	H Idaho	74 53							

Non-Div I Games: Multnomah 104 48

Portland St.

Average RPI Win:	294	WON-LOST	WINNING	LAST 10	STRENGTH OF	OPP. STRENGTH	TEAM	ADJ.	CONF.	ADJ CONF.
Average RPI Loss:	138	RECORD	PCT. RANK	GAMES	SCHEDULE	OF SCHEDULE	RPI	RPI	RPI	RPI
DIV. I ONLY	5- 14	297	5-5	205	263	285	285	32	32	
DIV. I NON-CONF.	0- 9	338	0	22	34	258	258	30	30	
TOTALS	RPI 1-25	RPI 26-50	W-L RECORDS	RPI 51-100	RPI 101-150	RPI 150+				
5- 14	0- 2	0- 1	OVERALL	0- 1	1- 5	4- 5				
3- 3	0- 0	0- 0	HOME	0- 0	1- 1	2- 2				
2- 9	0- 2	0- 1	AWAY	0- 1	0- 3	2- 2				
0- 2	0- 0	0- 0	NEUTRAL	0- 0	0- 1	0- 1				
0- 9	0- 2	0- 1	NON-CONFERENCE	0- 1	0- 4	0- 1				
0- 1	0- 0	0- 0	HOME	0- 0	0- 1	0- 0				
0- 6	0- 2	0- 1	AWAY	0- 1	0- 2	0- 0				
0- 2	0- 0	0- 0	NEUTRAL	0- 0	0- 1	0- 1				
5- 5	0- 0	0- 0	CONFERENCE	0- 0	1- 1	4- 4				
3- 2	0- 0	0- 0	HOME	0- 0	1- 0	2- 2				
2- 3	0- 0	0- 0	AWAY	0- 0	0- 1	2- 2				
0- 0	0- 0	0- 0	NEUTRAL	0- 0	0- 0	0- 0				

RPI 1-25				RPI 26-50				RPI 51-100				RPI 101+ Team's RPI: 285			
RPI	S	Opponent	Score	RPI	S	Opponent	Score	RPI	S	Opponent	Score	RPI	S	Opponent	Score
16	A	Texas A&M	38 80	38	A	Oklahoma	48 94	87	A	Rice	55 77	114	N	A&M-Corpus Christi	52 64
24	A	Arizona	48 83									115	A	Texas Southern	65 88
												115	H	Texas Southern	50 47
												119	H	Florida	44 51
												122	A	Wisconsin	42 68
												147	A	Texas Tech	48 82
												157	A	Jackson St.	49 53
												166	N	Miami (OH)	52 65
												238	H	Southern U.	48 68
												271	A	Alabama A&M	44 54
												318	H	Alcorn	63 68
												325	H	Ark.-Pine Bluff	61 51
												331	A	Alabama St.	62 59
												349	A	Grambling	67 54
												351	H	Mississippi Val.	81 47
LAST 10 Division I															
115	H	Texas Southern	50 47	157	A	Jackson St.	49 53								
271	A	Alabama A&M	44 54	349	A	Grambling	67 54								
331	A	Alabama St.	62 59	115	A	Texas Southern	65 88								
351	H	Mississippi Val.	81 47	238	H	Southern U.	48 68								
325	H	Ark.-Pine Bluff	61 51	318	H	Alcorn	63 68								

Non-Div I Games: Huston-Tillotson 79 60 Wiley 75 42 Tex. A&M-Kingsville 85 55

Presbyterian

Through Games Of Feb. 8. 2020

Average RPI Win:	292	WON-LOST	WINNING	LAST 10	STRENGTH OF	OPP. STRENGTH	TEAM	ADJ.	CONF.	ADJ CONF.
Average RPI Loss:	205	RECORD	PCT. RANK	GAMES	SCHEDULE	OF SCHEDULE	RPI	RPI	RPI	RPI
DIV. I ONLY	6- 14	284	4-6	304	331	303	303	25	25	
DIV. I NON-CONF.	2- 5	259	0	297	254	298	298	27	27	
TOTALS	RPI 1-25	RPI 26-50	W-L RECORDS	RPI 51-100	RPI 101-150	RPI 150+				
6- 14	0- 0	0- 1	OVERALL	0- 0	0- 2	6- 11				
2- 5	0- 0	0- 0	HOME	0- 0	0- 1	2- 4				
4- 9	0- 0	0- 1	AWAY	0- 0	0- 1	4- 7				
0- 0	0- 0	0- 0	NEUTRAL	0- 0	0- 0	0- 0				
2- 5	0- 0	0- 1	NON-CONFERENCE	0- 0	0- 1	2- 3				
1- 1	0- 0	0- 0	HOME	0- 0	0- 0	1- 1				
1- 4	0- 0	0- 1	AWAY	0- 0	0- 1	1- 2				
0- 0	0- 0	0- 0	NEUTRAL	0- 0	0- 0	0- 0				
4- 9	0- 0	0- 0	CONFERENCE	0- 0	0- 1	4- 8				
1- 4	0- 0	0- 0	HOME	0- 0	0- 1	1- 3				
3- 5	0- 0	0- 0	AWAY	0- 0	0- 0	3- 5				
0- 0	0- 0	0- 0	NEUTRAL	0- 0	0- 0	0- 0				

RPI 1-25			RPI 26-50			RPI 51-100			RPI 101+ Team's RPI: 303		
RPI	S	Opponent	Score	RPI	S	Opponent	Score	RPI	S	Opponent	Score
				46	A	West Virginia	40 56	118	H	Campbell	47 53
								119	A	Florida	46 60
								173	H	Hampton	42 71
								180	A	Illinois	52 71
								188	A	High Point	55 60
								213	A	Radford	42 54
								213	H	Radford	39 65
								225	A	Gardner-Webb	56 53
								243	A	UNC Asheville	39 54
								246	H	Col. of Charleston	58 54
								253	A	Winthrop	54 61
								259	A	Longwood	82 77
								259	H	Longwood	60 71
								261	H	UNCW	60 70
								265	A	Wofford	60 67
								337	A	USC Upstate	60 70
								337	H	USC Upstate	55 42
								341	A	Charleston So.	67 46
								346	A	South Carolina St.	70 49
LAST 10 Division I											
259	A	Longwood	82 77	188	A	High Point	55 60				
337	A	USC Upstate	60 70	118	H	Campbell	47 53				
213	H	Radford	39 65	225	A	Gardner-Webb	56 53				
341	A	Charleston So.	67 46	253	A	Winthrop	54 61				
337	H	USC Upstate	55 42	173	H	Hampton	42 71				

Non-Div I Games: William Peace 72 35 Brevard 74 45

Presbyterian

Loss, Non-Conf, S Site, H Home A Away N Neutral

Average RPI Win:	160	WON-LOST	WINNING	LAST 10	STRENGTH OF	OPP. STRENGTH	TEAM	ADJ.	CONF.	ADJ CONF.
Average RPI Loss:	10	RECORD	PCT. RANK	GAMES	SCHEDULE	OF SCHEDULE	RPI	RPI	RPI	RPI
DIV. I ONLY	17- 1	5	10-0	99	98	19	19	8	8	
DIV. I NON-CONF.	12- 1	9	5-0	147	71	22	22	8	8	
TOTALS	RPI 1-25	RPI 26-50	W-L RECORDS	RPI 51-100	RPI 101-150	RPI 150+				
17- 1	0- 1	1- 0	OVERALL	6- 0	2- 0	8- 0				
9- 0	0- 0	1- 0	HOME	1- 0	1- 0	6- 0				
8- 1	0- 1	0- 0	AWAY	5- 0	1- 0	2- 0				
0- 0	0- 0	0- 0	NEUTRAL	0- 0	0- 0	0- 0				
12- 1	0- 1	1- 0	NON-CONFERENCE	4- 0	1- 0	6- 0				
7- 0	0- 0	1- 0	HOME	1- 0	0- 0	5- 0				
5- 1	0- 1	0- 0	AWAY	3- 0	1- 0	1- 0				
0- 0	0- 0	0- 0	NEUTRAL	0- 0	0- 0	0- 0				
5- 0	0- 0	0- 0	CONFERENCE	2- 0	1- 0	2- 0				
2- 0	0- 0	0- 0	HOME	0- 0	1- 0	1- 0				
3- 0	0- 0	0- 0	AWAY	2- 0	0- 0	1- 0				
0- 0	0- 0	0- 0	NEUTRAL	0- 0	0- 0	0- 0				

RPI 1-25 Team's RPI: 19				RPI 26-50				RPI 51-100				RPI 101+			
RPI	S	Opponent	Score	RPI	S	Opponent	Score	RPI	S	Opponent	Score	RPI	S	Opponent	Score
10	A	Iowa	75 77	27	H	FGCU	67 53	64	A	Seton Hall	78 76	131	A	Missouri	68 33
								81	A	Marist	62 50	135	H	Cornell	60 29
								85	A	Penn	75 55	153	A	George Washington	75 50
								90	A	Saint Louis	66 50	164	H	Columbia	77 55
								97	H	Rider	80 47	191	H	Penn St.	72 55
								98	A	Harvard	60 46	202	A	Dartmouth	66 34
												257	H	New Hampshire	77 37
												284	H	Monmouth	52 40
												311	H	St. Francis Brooklyn	76 44
												348	H	Hartford	73 42
LAST 10 Division I															
164	H	Columbia	77 55	257	H	New Hampshire	77 37	90	A	Saint Louis	66 50				
135	H	Cornell	60 29					131	A	Missouri	68 33				
98	A	Harvard	60 46					191	H	Penn St.	72 55				
202	A	Dartmouth	66 34					348	H	Hartford	73 42				
85	A	Penn	75 55												

Non-Div I Games:

Princeton

■ Loss,
■ Non-Conf,
■ S Site,
■ H Home
■ A Away
N Neutral

Providence

Through Games Of Feb. 8, 2020

Average RPI Win:	221	WON-LOST	WINNING	LAST 10	STRENGTH OF	OPP. STRENGTH	TEAM	ADJ.	CONF.	ADJ CONF.
Average RPI Loss:	74	RECORD	PCT. RANK	GAMES	SCHEDULE	OF SCHEDULE	RPI	RPI	RPI	RPI
DIV. I ONLY	10- 14	228	1-9	110	82	141	141	6	6	
DIV. I NON-CONF.	9- 3	63	0	238	215	81	81	6	6	
TOTALS	RPI 1-25	RPI 26-50	W-L RECORDS	RPI 51-100	RPI 101-150	RPI 150+				
10- 14	0- 2	0- 5	OVERALL	2- 4	1- 1	7- 2				
3- 4	0- 1	0- 2	HOME	1- 0	0- 1	2- 0				
5- 9	0- 1	0- 3	AWAY	1- 3	1- 0	3- 2				
2- 1	0- 0	0- 0	NEUTRAL	0- 1	0- 0	2- 0				
9- 3	0- 0	0- 1	NON-CONFERENCE	2- 1	1- 0	6- 1				
2- 0	0- 0	0- 0	HOME	1- 0	0- 0	1- 0				
5- 2	0- 0	0- 1	AWAY	1- 0	1- 0	3- 1				
2- 1	0- 0	0- 0	NEUTRAL	0- 1	0- 0	2- 0				
1- 11	0- 2	0- 4	CONFERENCE	0- 3	0- 1	1- 1				
1- 4	0- 1	0- 2	HOME	0- 0	0- 1	1- 0				
0- 7	0- 1	0- 2	AWAY	0- 3	0- 0	0- 1				
0- 0	0- 0	0- 0	NEUTRAL	0- 0	0- 0	0- 0				

RPI S Opponent	Score	RPI S Opponent	Score	RPI S Opponent	Score	RPI S Opponent	Score	Team's RPI: 141
20 A DePaul	71 93	31 A Creighton	63 72	56 A St. John's (NY)	58 64	103 H Butler	47 50	
20 H DePaul	67 80	31 H Creighton	68 77	64 A Seton Hall	55 97	148 A Massachusetts	72 63	
		36 A Marquette	55 85	73 N Ball St.	51 52	190 N Rhode Island	58 51	
		36 H Marquette	50 60	79 H Boston College	76 60	194 A New Mexico	68 86	
		40 A Yale	79 82	92 A Villanova	49 51	215 H UMass Lowell	63 38	
				96 A Utah	67 60	241 A Georgetown	53 62	
						245 H Xavier	60 48	
						281 N LMU (CA)	48 45	
						284 A Monmouth	68 52	
						319 A Bryant	76 32	
						348 A Hartford	75 57	
LAST 10 Division I								
31 H Creighton	68 77	64 A Seton Hall	55 97					
20 A DePaul	71 93	56 A St. John's (NY)	58 64					
36 A Marquette	55 85	31 A Creighton	63 72					
245 H Xavier	60 48	36 H Marquette	50 60					
103 H Butler	47 50	20 H DePaul	67 80					

Non-Div I Games:

Providence

Loss, Non-Conf, S Site, H Home A Away N Neutral

Average RPI Win:	132	WON-LOST	WINNING	LAST 10	STRENGTH OF	OPP. STRENGTH	TEAM	ADJ.	CONF.	ADJ CONF.
Average RPI Loss:	26	RECORD	PCT. RANK	GAMES	SCHEDULE	OF SCHEDULE	RPI	RPI	RPI	RPI
DIV. I ONLY	15- 9	98	4-6	18	3	33	33	2	2	
DIV. I NON-CONF.	9- 3	63	0	38	10	19	19	2	2	
TOTALS	RPI 1-25	RPI 26-50	W-L RECORDS	RPI 51-100	RPI 101-150	RPI 150+				
15- 9	1- 5	3- 3	OVERALL	1- 1	3- 0	7- 0				
9- 3	0- 1	1- 1	HOME	0- 1	2- 0	6- 0				
4- 5	0- 3	1- 2	AWAY	1- 0	1- 0	1- 0				
2- 1	1- 1	1- 0	NEUTRAL	0- 0	0- 0	0- 0				
9- 3	1- 2	2- 1	NON-CONFERENCE	0- 0	1- 0	5- 0				
6- 0	0- 0	1- 0	HOME	0- 0	1- 0	4- 0				
1- 2	0- 1	0- 1	AWAY	0- 0	0- 0	1- 0				
2- 1	1- 1	1- 0	NEUTRAL	0- 0	0- 0	0- 0				
6- 6	0- 3	1- 2	CONFERENCE	1- 1	2- 0	2- 0				
3- 3	0- 1	0- 1	HOME	0- 1	1- 0	2- 0				
3- 3	0- 2	1- 1	AWAY	1- 0	1- 0	0- 0				
0- 0	0- 0	0- 0	NEUTRAL	0- 0	0- 0	0- 0				

RPI	S	Opponent	Score	RPI	S	Opponent	Score	Team's RPI: 33	RPI	S	Opponent	Score	RPI	S	Opponent	Score
2	A	South Carolina	49 85	28	A	Ohio St.	66 50		51	H	Minnesota	59 72	101	A	Michigan St.	76 66
12	N	Gonzaga	50 63	29	N	Arizona St.	59 52		66	A	Nebraska	76 68	117	H	Kent St.	77 64
15	A	Indiana	48 66	30	H	Western Ky.	67 50						122	H	Wisconsin	72 61
15	H	Indiana	54 66	35	A	Michigan	63 66						169	H	Northern Ill.	68 63
17	A	Northwestern	56 61	37	A	Virginia Tech	54 67						180	H	Illinois	81 67
25	N	Drake	67 47	47	H	Rutgers	53 59						191	H	Penn St.	81 68
LAST 10 Division I																
35	A	Michigan	63 66	51	H	Minnesota	59 72						207	H	Western Ill.	66 59
15	H	Indiana	54 66	180	H	Illinois	81 67						231	A	Chattanooga	66 34
101	A	Michigan St.	76 66	17	A	Northwestern	56 61						233	H	Milwaukee	68 55
191	H	Penn St.	81 68	15	A	Indiana	48 66						251	H	Bowling Green	81 74
66	A	Nebraska	76 68	47	H	Rutgers	53 59									

Non-Div I Games:

Purdue

■ Loss,
■ Non-Conf,
■ S Site,
■ H Home
■ A Away
N Neutral

Average RPI Win: 324		WON-LOST	WINNING	LAST 10	STRENGTH OF	OPP. STRENGTH	TEAM	ADJ.	CONF.	ADJ CONF.
Average RPI Loss: 176		RECORD	PCT. RANK	GAMES	SCHEDULE	OF SCHEDULE	RPI	RPI	RPI	RPI
DIV. I ONLY		3- 19	330	1-9	225	289	330	330	19	19
DIV. I NON-CONF.		2- 9	304	0	282	304	335	335	18	18

TOTALS	RPI 1-25	RPI 26-50	W-L RECORDS	RPI 51-100	RPI 101-150	RPI 150+
3- 19	0- 0	0- 2	OVERALL	0- 2	0- 4	3- 11
2- 8	0- 0	0- 1	HOME	0- 2	0- 1	2- 4
1- 8	0- 0	0- 1	AWAY	0- 0	0- 1	1- 6
0- 3	0- 0	0- 0	NEUTRAL	0- 0	0- 2	0- 1
2- 9	0- 0	0- 0	NON-CONFERENCE	0- 1	0- 4	2- 4
2- 2	0- 0	0- 0	HOME	0- 1	0- 1	2- 0
0- 4	0- 0	0- 0	AWAY	0- 0	0- 1	0- 3
0- 3	0- 0	0- 0	NEUTRAL	0- 0	0- 2	0- 1
1- 10	0- 0	0- 2	CONFERENCE	0- 1	0- 0	1- 7
0- 6	0- 0	0- 1	HOME	0- 1	0- 0	0- 4
1- 4	0- 0	0- 1	AWAY	0- 0	0- 0	1- 3
0- 0	0- 0	0- 0	NEUTRAL	0- 0	0- 0	0- 0

RPI 1-25				RPI 26-50				RPI 51-100				RPI 101+ Team's RPI: 330			
RPI	S	Opponent	Score	RPI	S	Opponent	Score	RPI	S	Opponent	Score	RPI	S	Opponent	Score
				44	A	South Dakota	25 79	70	H	South Dakota St.	69 100	103	A	Butler	58 85
				44	H	South Dakota	41 62	73	H	Ball St.	52 83	117	N	Kent St.	67 75
												130	H	Southeast Mo. St.	48 58
												147	N	Texas Tech	48 82
												161	A	Eastern Mich.	40 64
												198	A	Akron	53 64
												207	A	Western Ill.	68 79
												207	H	Western Ill.	74 83
												218	A	North Dakota	85 91
												218	H	North Dakota	49 63
												222	H	Oral Roberts	73 79
												279	H	North Dakota St.	44 58
												284	N	Monmouth	46 60
												293	A	Denver	57 83
												304	A	Omaha	58 57
												327	H	Evansville	67 64
												338	A	SIUE	53 57
												342	H	UIC	61 50
EAST 10 Division I															
				293	A	Denver	57 83	44	A	South Dakota	25 79				
				207	H	Western Ill.	74 83	222	H	Oral Roberts	73 79				
				218	H	North Dakota	49 63	70	H	South Dakota St.	69 100				
				279	H	North Dakota St.	44 58	207	A	Western Ill.	68 79				
				304	A	Omaha	58 57	218	A	North Dakota	85 91				

Purdue Fort Wayne

Loss, Non-Conf, S Site, H Home A Away N Neutral

Quinnipiac

Through Games Of Feb. 8, 2020

Average RPI Win:	254	WON-LOST	WINNING	LAST 10	STRENGTH OF	OPP. STRENGTH	TEAM	ADJ.	CONF.	ADJ CONF.
Average RPI Loss:	109	RECORD	PCT. RANK	GAMES	SCHEDULE	OF SCHEDULE	RPI	RPI	RPI	RPI
DIV. I ONLY	11- 10	159	7-3	189	196	179	179	24	24	
DIV. I NON-CONF.	3- 6	235	0	56	63	169	169	25	25	
TOTALS	RPI 1-25	RPI 26-50	W-L RECORDS	RPI 51-100	RPI 101-150	RPI 150+				
11- 10	0- 1	0- 1	OVERALL	1- 5	0- 0	10- 3				
6- 5	0- 0	0- 0	HOME	1- 2	0- 0	5- 3				
5- 5	0- 1	0- 1	AWAY	0- 3	0- 0	5- 0				
0- 0	0- 0	0- 0	NEUTRAL	0- 0	0- 0	0- 0				
3- 6	0- 1	0- 1	NON-CONFERENCE	1- 3	0- 0	2- 1				
2- 3	0- 0	0- 0	HOME	1- 2	0- 0	1- 1				
1- 3	0- 1	0- 1	AWAY	0- 1	0- 0	1- 0				
0- 0	0- 0	0- 0	NEUTRAL	0- 0	0- 0	0- 0				
8- 4	0- 0	0- 0	CONFERENCE	0- 2	0- 0	8- 2				
4- 2	0- 0	0- 0	HOME	0- 0	0- 0	4- 2				
4- 2	0- 0	0- 0	AWAY	0- 2	0- 0	4- 0				
0- 0	0- 0	0- 0	NEUTRAL	0- 0	0- 0	0- 0				

RPI 1-25				RPI 26-50				RPI 51-100				RPI 101+ Team's RPI: 179			
RPI	S	Opponent	Score	RPI	S	Opponent	Score	RPI	S	Opponent	Score	RPI	S	Opponent	Score
3	A	Maryland	52 107	40	A	Yale	59 63	54	A	UCF	58 80	153	H	George Washington	67 78
								60	H	Drexel	62 66	190	H	Rhode Island	75 63
								74	H	Bucknell	76 69	220	H	Fairfield	76 62
								81	A	Marist	60 73	226	A	Iona	67 63
								97	A	Rider	59 75	226	H	Iona	71 75
								98	H	Harvard	68 77	230	H	Manhattan	70 58
												274	A	Siena	66 52
												274	H	Siena	60 68
												284	A	Monmouth	52 45
												284	H	Monmouth	60 53
												329	A	Saint Peter's	91 64
												339	H	Canisius	74 71
												348	A	Hartford	87 50
LAST 10 Division I															
274	H	Siena	60 68	81	A	Marist	60 73								
284	A	Monmouth	52 45	339	H	Canisius	74 71								
226	A	Iona	67 63	284	H	Monmouth	60 53								
329	A	Saint Peter's	91 64	230	H	Manhattan	70 58								
220	H	Fairfield	76 62	97	A	Rider	59 75								

Non-Div I Games:

Quinnipiac

Loss, Non-Conf, S Site, H Home A Away N Neutral

Average RPI Win: 291		WON-LOST	WINNING	LAST 10	STRENGTH OF	OPP. STRENGTH	TEAM	ADJ.	CONF.	ADJ CONF.
Average RPI Loss: 145		RECORD	PCT. RANK	GAMES	SCHEDULE	OF SCHEDULE	RPI	RPI	RPI	RPI
DIV. I ONLY		11- 11	175	7-3	298	242	213	213	25	25
DIV. I NON-CONF.		2- 7	288	0	270	54	272	272	27	27
TOTALS		RPI 1-25	RPI 26-50	W-L RECORDS	RPI 51-100	RPI 101-150	RPI 150+			
11- 11	0- 0		0- 2	OVERALL	0- 1	0- 2	11- 6			
4- 4	0- 0		0- 0	HOME	0- 0	0- 1	4- 3			
7- 7	0- 0		0- 2	AWAY	0- 1	0- 1	7- 3			
0- 0	0- 0		0- 0	NEUTRAL	0- 0	0- 0	0- 0			
2- 7	0- 0		0- 2	NON-CONFERENCE	0- 1	0- 1	2- 3			
0- 2	0- 0		0- 0	HOME	0- 0	0- 0	0- 2			
2- 5	0- 0		0- 2	AWAY	0- 1	0- 1	2- 1			
0- 0	0- 0		0- 0	NEUTRAL	0- 0	0- 0	0- 0			
9- 4	0- 0		0- 0	CONFERENCE	0- 0	0- 1	9- 3			
4- 2	0- 0		0- 0	HOME	0- 0	0- 1	4- 1			
5- 2	0- 0		0- 0	AWAY	0- 0	0- 0	5- 2			
0- 0	0- 0		0- 0	NEUTRAL	0- 0	0- 0	0- 0			

RPI 1-25				RPI 26-50				RPI 51-100				RPI 101+ Team's RPI: 213			
RPI	S	Opponent	Score	RPI	S	Opponent	Score	RPI	S	Opponent	Score	RPI	S	Opponent	Score
				28	A	Ohio St.	57 70	65	A	Alabama	51 85	104	A	Vanderbilt	46 80
				46	A	West Virginia	37 74					118	H	Campbell	32 43
												173	A	Hampton	48 51
												175	H	American	55 59
												188	A	High Point	58 68
												204	H	Mt. St. Mary's	58 75
												225	A	Gardner-Webb	84 73
												225	H	Gardner-Webb	65 51
												243	H	UNC Asheville	50 63
												249	A	Morehead St.	62 73
												253	H	Winthrop	54 53
												259	A	Longwood	62 61
												269	A	ETSU	67 43
												303	A	Presbyterian	65 39
												303	H	Presbyterian	54 42
												337	A	USC Upstate	57 41
												341	A	Charleston So.	64 40
												341	H	Charleston So.	72 35
												346	A	South Carolina St.	60 45
LAST 10 Division I															
				341	A	Charleston So.	64 40	337	A	USC Upstate	57 41				
				225	H	Gardner-Webb	65 51	253	H	Winthrop	54 53				
				303	A	Presbyterian	65 39	259	A	Longwood	62 61				
				118	H	Campbell	32 43	243	H	UNC Asheville	50 63				
				225	A	Gardner-Webb	84 73	173	A	Hampton	48 51				

Non-Div I Games:

Radford

Loss, Non-Conf, S Site, H Home A Away N Neutral

Rhode Island

Through Games Of Feb. 8, 2020

Average RPI Win:	220	WON-LOST	WINNING	LAST 10	STRENGTH OF	OPP. STRENGTH	TEAM	ADJ.	CONF.	ADJ CONF.
Average RPI Loss:	142	RECORD	PCT. RANK	GAMES	SCHEDULE	OF SCHEDULE	RPI	RPI	RPI	RPI
DIV. I ONLY	11- 10	159	4-6	209	218	190	190	12	12	
DIV. I NON-CONF.	7- 5	131	0-1	228	330	162	162	12	12	
TOTALS	RPI 1-25	RPI 26-50	W-L RECORDS	RPI 51-100	RPI 101-150	RPI 150+				
11- 10	0- 0	0- 0	OVERALL	0- 3	4- 4	7- 3				
8- 2	0- 0	0- 0	HOME	0- 0	4- 2	4- 0				
2- 7	0- 0	0- 0	AWAY	0- 3	0- 1	2- 3				
1- 1	0- 0	0- 0	NEUTRAL	0- 0	0- 1	1- 0				
7- 5	0- 0	0- 0	NON-CONFERENCE	0- 2	2- 1	5- 2				
5- 0	0- 0	0- 0	HOME	0- 0	2- 0	3- 0				
1- 4	0- 0	0- 0	AWAY	0- 2	0- 0	1- 2				
1- 1	0- 0	0- 0	NEUTRAL	0- 0	0- 1	1- 0				
4- 5	0- 0	0- 0	CONFERENCE	0- 1	2- 3	2- 1				
3- 2	0- 0	0- 0	HOME	0- 0	2- 2	1- 0				
1- 3	0- 0	0- 0	AWAY	0- 1	0- 1	1- 1				
0- 0	0- 0	0- 0	NEUTRAL	0- 0	0- 0	0- 0				

RPI 1-25				RPI 26-50				RPI 51-100				RPI 101+				Team's RPI: 190	
RPI	S	Opponent	Score	RPI	S	Opponent	Score	RPI	S	Opponent	Score	RPI	S	Opponent	Score		
								79	A	Boston College	55	66	102	H	VCU	54	75
								95	A	Fordham	50	60	108	A	Davidson	67	79
								98	A	Harvard	58	61	108	H	Davidson	70	77
													136	H	Richmond	76	70
													140	H	Holy Cross	73	58
													141	N	Providence	51	58
													143	H	Robert Morris	71	59
													148	H	Massachusetts	69	66
													179	A	Quinnipiac	63	75
													209	A	Saint Joseph's	49	47
													214	N	Brown	89	44
													217	H	George Mason	47	42
													218	A	North Dakota	61	67
													220	H	Fairfield	74	41
													294	A	St. Bonaventure	59	64
													305	H	Vermont	77	74
													336	H	LIU Brooklyn	79	56
													348	A	Hartford	68	56
LAST 10 Division I																	
				95	A	Fordham	50	60	209	A	Saint Joseph's	49	47				
				217	H	George Mason	47	42	108	A	Davidson	67	79				
				108	H	Davidson	70	77	136	H	Richmond	76	70				
				294	A	St. Bonaventure	59	64	102	H	VCU	54	75				
				148	H	Massachusetts	69	66	98	A	Harvard	58	61				

Non-Div I Games:

Rhode Island

■ Loss,
 ■ Non-Conf,
 ■ S Site,
 ■ H Home
 ■ A Away
 N Neutral

Average RPI Win:	214	WON-LOST	WINNING	LAST 10	STRENGTH OF	OPP. STRENGTH	TEAM	ADJ.	CONF.	ADJ CONF.
Average RPI Loss:	89	RECORD	PCT. RANK	GAMES	SCHEDULE	OF SCHEDULE	RPI	RPI	RPI	RPI
DIV. I ONLY	16- 6	48	10-0	193	116	87	87	13	13	
DIV. I NON-CONF.	5- 6	187	0	198	89	208	208	14	14	
TOTALS	RPI 1-25	RPI 26-50	W-L RECORDS	RPI 51-100	RPI 101-150	RPI 150+				
16- 6	0- 1	1- 2	OVERALL	1- 1	1- 1	13- 1				
10- 1	0- 1	1- 0	HOME	1- 0	1- 0	7- 0				
6- 3	0- 0	0- 1	AWAY	0- 0	0- 1	6- 1				
0- 2	0- 0	0- 1	NEUTRAL	0- 1	0- 0	0- 0				
5- 6	0- 1	0- 2	NON-CONFERENCE	0- 1	0- 1	5- 1				
4- 1	0- 1	0- 0	HOME	0- 0	0- 0	4- 0				
1- 3	0- 0	0- 1	AWAY	0- 0	0- 1	1- 1				
0- 2	0- 0	0- 1	NEUTRAL	0- 1	0- 0	0- 0				
11- 0	0- 0	1- 0	CONFERENCE	1- 0	1- 0	8- 0				
6- 0	0- 0	1- 0	HOME	1- 0	1- 0	3- 0				
5- 0	0- 0	0- 0	AWAY	0- 0	0- 0	5- 0				
0- 0	0- 0	0- 0	NEUTRAL	0- 0	0- 0	0- 0				

RPI 1-25				RPI 26-50				RPI 51-100				Team's RPI: 87		RPI 101+			
RPI	S	Opponent	Score	RPI	S	Opponent	Score	RPI	S	Opponent	Score		RPI	S	Opponent	Score	
16	H	Texas A&M	61 62	30	H	Western Ky.	73 65	62	H	Middle Tenn.	77 60		110	H	UAB	64 53	
				37	N	Virginia Tech	45 54	88	N	Georgia Tech	52 54		115	A	Texas Southern	56 63	
				49	A	Oklahoma St.	38 69						181	A	Fla. Atlantic	78 69	
													183	H	Little Rock	66 40	
													185	H	Northern Ariz.	71 57	
													211	A	UTEP	69 61	
													216	H	Southern Miss.	75 64	
													228	A	SMU	43 55	
													242	H	Louisiana Tech	60 47	
													247	H	Marshall	81 43	
													260	A	North Texas	67 52	
													285	H	Prairie View	77 55	
													289	A	FIU	68 47	
													291	H	Nicholls St.	71 47	
													300	A	UTSA	74 62	
													334	A	McNeese	81 50	
LAST 10 Division I																	
				62	H	Middle Tenn.	77 60			216	H	Southern Miss.	75 64				
				110	H	UAB	64 53			242	H	Louisiana Tech	60 47				
				260	A	North Texas	67 52			289	A	FIU	68 47				
				300	A	UTSA	74 62			181	A	Fla. Atlantic	78 69				
				211	A	UTEP	69 61			30	H	Western Ky.	73 65				

Non-Div I Games:

Rice

■ Loss,
■ Non-Conf, S Site,
■ Home
■ Away
N Neutral

Average RPI Win:	189	WON-LOST	WINNING	LAST 10	STRENGTH OF	OPP. STRENGTH	TEAM	ADJ.	CONF.	ADJ CONF.
Average RPI Loss:	123	RECORD	PCT. RANK	GAMES	SCHEDULE	OF SCHEDULE	RPI	RPI	RPI	RPI
DIV. I ONLY	10- 13	217	4-6	58	199	136	136	12	12	
DIV. I NON-CONF.	7- 7	164	1-0	34	298	87	87	12	12	
TOTALS	RPI 1-25	RPI 26-50	W-L RECORDS	RPI 51-100	RPI 101-150	RPI 150+				
10- 13	0- 0	0- 2	OVERALL	1- 3	2- 3	7- 5				
6- 3	0- 0	0- 0	HOME	0- 1	2- 1	4- 1				
4- 7	0- 0	0- 1	AWAY	1- 2	0- 2	3- 2				
0- 3	0- 0	0- 1	NEUTRAL	0- 0	0- 0	0- 2				
7- 7	0- 0	0- 2	NON-CONFERENCE	1- 2	1- 0	5- 3				
3- 1	0- 0	0- 0	HOME	0- 0	1- 0	2- 1				
4- 3	0- 0	0- 1	AWAY	1- 2	0- 0	3- 0				
0- 3	0- 0	0- 1	NEUTRAL	0- 0	0- 0	0- 2				
3- 6	0- 0	0- 0	CONFERENCE	0- 1	1- 3	2- 2				
3- 2	0- 0	0- 0	HOME	0- 1	1- 1	2- 0				
0- 4	0- 0	0- 0	AWAY	0- 0	0- 2	0- 2				
0- 0	0- 0	0- 0	NEUTRAL	0- 0	0- 0	0- 0				

RPI S	Opponent	Score	RPI S	Opponent	Score	RPI S	Opponent	Score	RPI S	Opponent	Score	Team's RPI: 136
32	A Old Dominion	51 73	60	A Drexel	52 58	102	A VCU	50 53				
42	N Bradley	57 61	68	H Dayton	51 65	102	H VCU	42 57				
			76	A Charlotte	59 78	108	H Davidson	69 57				
			100	A Coastal Caro.	79 67	128	H William & Mary	76 73				
						148	A Massachusetts	50 64				
						151	A UNC Greensboro	70 62				
						171	H Norfolk St.	77 69				
						173	N Hampton	65 69				
						181	H Fla. Atlantic	57 55				
						190	A Rhode Island	70 76				
						199	H Furman	69 70				
						201	H La Salle	63 61				
						204	N Mt. St. Mary's	67 75				
						209	A Saint Joseph's	56 67				
						241	A Georgetown	51 49				
						294	H St. Bonaventure	63 59				
						315	A UMES	64 52				
LAST 10 Division I												
102	H VCU	42 57	102	A VCU	50 53							
294	H St. Bonaventure	63 59	68	H Dayton	51 65							
148	A Massachusetts	50 64	190	A Rhode Island	70 76							
108	H Davidson	69 57	209	A Saint Joseph's	56 67							
201	H La Salle	63 61	171	H Norfolk St.	77 69							

Non-Div I Games:

Richmond

■ Loss,
 ■ Non-Conf,
 ■ S Site,
 ■ H Home
 ■ A Away
 N Neutral

Average RPI Win: 239	WON-LOST	WINNING	LAST 10	STRENGTH OF	OPP. STRENGTH	TEAM	ADJ.	CONF.	ADJ CONF.
Average RPI Loss: 147	RECORD	PCT. RANK	GAMES	SCHEDULE	OF SCHEDULE	RPI	RPI	RPI	RPI
DIV. I ONLY	17- 3	19	9-1	338	150	97	97	24	24
DIV. I NON-CONF.	7- 2	54	0	335	21	120	120	25	25
TOTALS	RPI 1-25	RPI 26-50	W-L RECORDS	RPI 51-100	RPI 101-150	RPI 150+			
17- 3	0- 1	0- 0	OVERALL	1- 1	0- 0	16- 1			
9- 0	0- 0	0- 0	HOME	0- 0	0- 0	9- 0			
7- 2	0- 1	0- 0	AWAY	1- 0	0- 0	6- 1			
1- 1	0- 0	0- 0	NEUTRAL	0- 1	0- 0	1- 0			
7- 2	0- 1	0- 0	NON-CONFERENCE	0- 1	0- 0	7- 0			
3- 0	0- 0	0- 0	HOME	0- 0	0- 0	3- 0			
3- 1	0- 1	0- 0	AWAY	0- 0	0- 0	3- 0			
1- 1	0- 0	0- 0	NEUTRAL	0- 1	0- 0	1- 0			
10- 1	0- 0	0- 0	CONFERENCE	1- 0	0- 0	9- 1			
6- 0	0- 0	0- 0	HOME	0- 0	0- 0	6- 0			
4- 1	0- 0	0- 0	AWAY	1- 0	0- 0	3- 1			
0- 0	0- 0	0- 0	NEUTRAL	0- 0	0- 0	0- 0			

RPI 1-25				RPI 26-50				RPI 51-100 Team's RPI: 97				RPI 101+			
RPI	S	Opponent	Score	RPI	S	Opponent	Score	RPI	S	Opponent	Score	RPI	S	Opponent	Score
19	A	Princeton	47 80					81	A	Marist	76 72	179	H	Quinnipiac	75 59
								93	N	North Florida	70 80	191	A	Penn St.	78 70
												201	H	La Salle	70 43
												220	H	Fairfield	60 52
												226	A	Iona	81 37
												230	H	Manhattan	76 53
												241	A	Georgetown	65 64
												245	H	Xavier	64 57
												266	A	Delaware St.	71 69
												269	A	Niagara	71 55
												269	H	Niagara	79 75
												274	H	Siena	70 66
												276	N	Lipscomb	81 76
												280	H	Wagner	77 63
												284	H	Monmouth	48 25
												329	A	Saint Peter's	56 67
												339	A	Canisius	70 57
LAST 10 Division I															
329	A	Saint Peter's	56 67	339	A	Canisius	70 57								
284	H	Monmouth	48 25	274	H	Siena	70 66								
230	H	Manhattan	76 53	81	A	Marist	76 72								
220	H	Fairfield	60 52	179	H	Quinnipiac	75 59								
269	A	Niagara	71 55	226	A	Iona	81 37								

Non-Div I Games:

Rider

■ Loss,
 ■ Non-Conf,
 ■ S Site,
 ■ H Home
 ■ A Away
 N Neutral

Average RPI Win:	274	WON-LOST	WINNING	LAST 10	STRENGTH OF	OPP. STRENGTH	TEAM	ADJ.	CONF.	ADJ CONF.
Average RPI Loss:	122	RECORD	PCT. RANK	GAMES	SCHEDULE	OF SCHEDULE	RPI	RPI	RPI	RPI
DIV. I ONLY	15- 6	55	10-0	315	253	143	143	30	30	
DIV. I NON-CONF.	4- 6	212	0	149	127	179	179	31	31	
TOTALS	RPI 1-25	RPI 26-50	W-L RECORDS	RPI 51-100	RPI 101-150	RPI 150+				
15- 6	0- 1	0- 1	OVERALL	0- 0	0- 1	15- 3				
8- 2	0- 0	0- 0	HOME	0- 0	0- 0	8- 2				
7- 4	0- 1	0- 1	AWAY	0- 0	0- 1	7- 1				
0- 0	0- 0	0- 0	NEUTRAL	0- 0	0- 0	0- 0				
4- 6	0- 1	0- 1	NON-CONFERENCE	0- 0	0- 1	4- 3				
2- 2	0- 0	0- 0	HOME	0- 0	0- 0	2- 2				
2- 4	0- 1	0- 1	AWAY	0- 0	0- 1	2- 1				
0- 0	0- 0	0- 0	NEUTRAL	0- 0	0- 0	0- 0				
11- 0	0- 0	0- 0	CONFERENCE	0- 0	0- 0	11- 0				
6- 0	0- 0	0- 0	HOME	0- 0	0- 0	6- 0				
5- 0	0- 0	0- 0	AWAY	0- 0	0- 0	5- 0				
0- 0	0- 0	0- 0	NEUTRAL	0- 0	0- 0	0- 0				

RPI 1-25				RPI 26-50				RPI 51-100				RPI 101+ Team's RPI: 143			
RPI	S	Opponent	Score	RPI	S	Opponent	Score	RPI	S	Opponent	Score	RPI	S	Opponent	Score
23	A	TCU	61 66	43	A	James Madison	32 59					117	A	Kent St.	81 82
												164	H	Columbia	59 61
												171	A	Norfolk St.	69 62
												190	A	Rhode Island	59 71
												197	H	Delaware	62 73
												201	A	La Salle	71 68
												208	A	Merrimack	68 62
												208	H	Merrimack	72 50
												245	H	Xavier	71 57
												250	H	Youngstown St.	58 43
												280	H	Wagner	51 47
												292	A	Sacred Heart	67 38
												292	H	Sacred Heart	73 43
												311	A	St. Francis Brooklyn	70 59
												311	H	St. Francis Brooklyn	69 44
												319	H	Bryant	69 39
												336	A	LIU Brooklyn	70 59
												344	A	Central Conn. St.	86 56
												344	H	Central Conn. St.	80 42
LAST 10 Division I															
292	A	Sacred Heart	67 38	292	H	Sacred Heart	73 43								
319	H	Bryant	69 39	208	H	Merrimack	72 50								
344	H	Central Conn. St.	80 42	311	H	St. Francis Brooklyn	69 44								
311	A	St. Francis Brooklyn	70 59	280	H	Wagner	51 47								
336	A	LIU Brooklyn	70 59	208	A	Merrimack	68 62								

Non-Div I Games: Pitt.-Johnstown 63 30

Robert Morris

■ Loss,
■ Non-Conf,
■ S Site,
■ H Home
■ A Away
N Neutral

Average RPI Win: 166		WON-LOST	WINNING	LAST 10	STRENGTH OF	OPP. STRENGTH	TEAM	ADJ.	CONF.	ADJ CONF.
Average RPI Loss: 45	RECORD	PCT. RANK	GAMES	SCHEDULE	OF SCHEDULE	RPI	RPI	RPI	RPI	RPI
DIV. I ONLY	17- 5	38	6-4	128	40	47	47	2	2	
DIV. I NON-CONF.	10- 1	20	0	203	102	41	41	2	2	
<hr/>										
TOTALS	RPI 1-25	RPI 26-50		W-L RECORDS		RPI 51-100	RPI 101-150	RPI 150+		
17- 5	0- 2	2- 1		OVERALL		3- 1	2- 1	10- 0		
10- 2	0- 1	1- 0		HOME		2- 0	0- 1	7- 0		
5- 3	0- 1	1- 1		AWAY		0- 1	1- 0	3- 0		
2- 0	0- 0	0- 0		NEUTRAL		1- 0	1- 0	0- 0		
10- 1	0- 1	1- 0		NON-CONFERENCE		2- 0	1- 0	6- 0		
7- 0	0- 0	1- 0		HOME		1- 0	0- 0	5- 0		
1- 1	0- 1	0- 0		AWAY		0- 0	0- 0	1- 0		
2- 0	0- 0	0- 0		NEUTRAL		1- 0	1- 0	0- 0		
7- 4	0- 1	1- 1		CONFERENCE		1- 1	1- 1	4- 0		
3- 2	0- 1	0- 0		HOME		1- 0	0- 1	2- 0		
4- 2	0- 0	1- 1		AWAY		0- 1	1- 0	2- 0		
0- 0	0- 0	0- 0		NEUTRAL		0- 0	0- 0	0- 0		

RPI	S	Opponent	Score	RPI	S	Opponent	Score	Team's RPI: 47	RPI	S	Opponent	Score	RPI	S	Opponent	Score
15	H	Indiana	56 66	33	A	Purdue	59 53		51	A	Minnesota	71 73	101	H	Michigan St.	55 66
21	A	LSU	58 64	35	A	Michigan	57 71		66	H	Nebraska	69 65	104	N	Vanderbilt	62 56
				50	H	Virginia	73 63		88	N	Georgia Tech	46 43	122	A	Wisconsin	64 61
									98	H	Harvard	74 46	180	A	Illinois	75 51
													180	H	Illinois	72 41
													189	H	Towson	67 53
													191	A	Penn St.	62 57
													191	H	Penn St.	72 39
													234	A	South Alabama	77 56
													238	H	Southern U.	78 58
													247	H	Marshall	66 41
													269	H	Niagara	87 37
													343	H	Coppin St.	107 33
LAST 10 Division I																
191	H	Penn St.	72 39	191	A	Penn St.	62 57		191	A	Penn St.	62 57				
51	A	Minnesota	71 73	66	H	Nebraska	69 65		66	H	Nebraska	69 65				
180	H	Illinois	72 41	180	A	Illinois	75 51		180	A	Illinois	75 51				
35	A	Michigan	57 71	33	A	Purdue	59 53		33	A	Purdue	59 53				
101	H	Michigan St.	55 66	15	H	Indiana	56 66		15	H	Indiana	56 66				

Non-Div I Games:

Rutgers

■ Loss,
 ■ Non-Conf, S Site,
 ■ Home
 ■ Away
 N Neutral

Average RPI Win:	248	WON-LOST	WINNING	LAST 10	STRENGTH OF	OPP. STRENGTH	TEAM	ADJ.	CONF.	ADJ CONF.
Average RPI Loss:	107	RECORD	PCT. RANK	GAMES	SCHEDULE	OF SCHEDULE	RPI	RPI	RPI	RPI
DIV. I ONLY	15- 4	35	8-2	293	245	106	106	23	23	
DIV. I NON-CONF.	4- 2	90	0	275	146	132	132	21	21	
TOTALS	RPI 1-25	RPI 26-50	W-L RECORDS	RPI 51-100	RPI 101-150	RPI 150+				
15- 4	0- 0	0- 1	OVERALL	0- 1	2- 0	13- 2				
8- 1	0- 0	0- 0	HOME	0- 1	1- 0	7- 0				
6- 3	0- 0	0- 1	AWAY	0- 0	1- 0	5- 2				
1- 0	0- 0	0- 0	NEUTRAL	0- 0	0- 0	1- 0				
4- 2	0- 0	0- 1	NON-CONFERENCE	0- 1	0- 0	4- 0				
1- 1	0- 0	0- 0	HOME	0- 1	0- 0	1- 0				
2- 1	0- 0	0- 1	AWAY	0- 0	0- 0	2- 0				
1- 0	0- 0	0- 0	NEUTRAL	0- 0	0- 0	1- 0				
11- 2	0- 0	0- 0	CONFERENCE	0- 0	2- 0	9- 2				
7- 0	0- 0	0- 0	HOME	0- 0	1- 0	6- 0				
4- 2	0- 0	0- 0	AWAY	0- 0	1- 0	3- 2				
0- 0	0- 0	0- 0	NEUTRAL	0- 0	0- 0	0- 0				

RPI	S	Opponent	Score	RPI	S	Opponent	Score	RPI	S	Opponent	Score	RPI	S	Opponent	Score	Team's RPI: 106
38	A	Oklahoma	62 75	54	H	UCF	57 63	113	H	Abilene Christian	69 59	114	A	A&M-Corpus Christi	66 44	
								167	A	New Orleans	50 53	167	H	New Orleans	59 47	
								170	A	Sam Houston St.	55 63	210	H	Central Ark.	102 41	
								223	H	Southeastern La.	77 51	229	A	Lamar University	54 53	
								248	A	Tulsa	67 63	256	A	Nevada	80 65	
								272	N	UC Santa Barbara	67 56	286	H	Incarinate Word	67 45	
								291	A	Nicholls St.	78 61	318	H	Alcorn	67 62	
								323	A	Houston Baptist	59 42	333	H	Northwestern St.	89 40	
								334	H	McNeese	82 51					
LAST 10 Division I																
167	H	New Orleans	59 47	333	H	Northwestern St.	89 40									
291	A	Nicholls St.	78 61	286	H	Incarinate Word	67 45									
170	A	Sam Houston St.	55 63	210	H	Central Ark.	102 41									
113	H	Abilene Christian	69 59	114	A	A&M-Corpus Christi	66 44									
229	A	Lamar University	54 53	167	A	New Orleans	50 53									

Non-Div I Games: LSU-Shreveport 75 32 Our Lady of the Lake 75 Cent. Christian (KS) 46

SFA

Loss, Non-Conf, S Site, H Home A Away N Neutral

SIUE										
Average RPI Win:	332	WON-LOST	WINNING	LAST 10	STRENGTH OF	OPP. STRENGTH	TEAM	ADJ.	CONF.	ADJ CONF.
Average RPI Loss:	171	RECORD	PCT. RANK	GAMES	SCHEDULE	OF SCHEDULE	RPI	RPI	RPI	RPI
DIV. I ONLY	3- 19	330	0-10	288	188	338	338	20	20	
DIV. I NON-CONF.	2- 8	295	0	266	114	324	324	24	24	

TOTALS	RPI 1-25	RPI 26-50	W-L RECORDS	RPI 51-100	RPI 101-150	RPI 150+				
3- 19	0- 0	0- 0	OVERALL	0- 6	0- 3	3- 10				
2- 9	0- 0	0- 0	HOME	0- 3	0- 2	2- 4				
1- 9	0- 0	0- 0	AWAY	0- 3	0- 1	1- 5				
0- 1	0- 0	0- 0	NEUTRAL	0- 0	0- 0	0- 1				
2- 8	0- 0	0- 0	NON-CONFERENCE	0- 4	0- 2	2- 2				
2- 3	0- 0	0- 0	HOME	0- 2	0- 1	2- 0				
0- 4	0- 0	0- 0	AWAY	0- 2	0- 1	0- 1				
0- 1	0- 0	0- 0	NEUTRAL	0- 0	0- 0	0- 1				
1- 11	0- 0	0- 0	CONFERENCE	0- 2	0- 1	1- 8				
0- 6	0- 0	0- 0	HOME	0- 1	0- 1	0- 4				
1- 5	0- 0	0- 0	AWAY	0- 1	0- 0	1- 4				
0- 0	0- 0	0- 0	NEUTRAL	0- 0	0- 0	0- 0				

RPI 1-25				RPI 26-50				RPI 51-100				RPI 101+				Team's RPI: 338	
RPI	S	Opponent	Score	RPI	S	Opponent	Score	RPI	S	Opponent	Score	RPI	S	Opponent	Score		
								58	A	Belmont	48	69	130	H	Southeast Mo. St.	56	66
								66	A	Nebraska	49	63	131	A	Missouri	51	68
								71	H	UT Martin	39	79	133	H	Loyola Chicago	50	63
								78	H	Southern Ill.	67	103	154	N	North Ala.	67	85
								80	A	Illinois St.	53	74	162	H	Tennessee Tech	50	65
								90	H	Saint Louis	35	68	193	A	Austin Peay	61	74
													239	A	Murray St.	60	74
													249	A	Morehead St.	69	75
													249	H	Morehead St.	55	63
													272	A	Eastern Ky.	46	49
													272	H	Eastern Ky.	38	68
													299	H	Jacksonville St.	44	53
													316	A	Georgia St.	73	74
													327	H	Evansville	85	74
													330	H	Purdue Fort Wayne	57	53
													340	A	Tennessee St.	76	63

LAST 10 Division I																	
				272	H	Eastern Ky.	38	68	130	H	Southeast Mo. St.	56	66				
				249	H	Morehead St.	55	63	299	H	Jacksonville St.	44	53				
				239	A	Murray St.	60	74	162	H	Tennessee Tech	50	65				
				193	A	Austin Peay	61	74	272	A	Eastern Ky.	46	49				
				71	H	UT Martin	39	79	249	A	Morehead St.	69	75				

Non-Div I Games: Quincy

65 70

SIUE

Average RPI Win: 233	WON-LOST	WINNING	LAST 10	STRENGTH OF	OPP. STRENGTH	TEAM	ADJ.	CONF.	ADJ CONF.
Average RPI Loss: 119	RECORD	PCT. RANK	GAMES	SCHEDULE	OF SCHEDULE	RPI	RPI	RPI	RPI
DIV. I ONLY	9- 13	230	3-7	129	133	228	228	9	9
DIV. I NON-CONF.	6- 6	164	0	173	294	234	234	9	9

TOTALS	RPI 1-25	RPI 26-50	W-L RECORDS	RPI 51-100	RPI 101-150	RPI 150+
9- 13	0- 2	0- 0	OVERALL	1- 3	1- 3	7- 5
7- 7	0- 2	0- 0	HOME	1- 1	1- 1	5- 3
1- 6	0- 0	0- 0	AWAY	0- 2	0- 2	1- 2
1- 0	0- 0	0- 0	NEUTRAL	0- 0	0- 0	1- 0
6- 6	0- 1	0- 0	NON-CONFERENCE	1- 0	0- 2	5- 3
5- 4	0- 1	0- 0	HOME	1- 0	0- 0	4- 3
0- 2	0- 0	0- 0	AWAY	0- 0	0- 2	0- 0
1- 0	0- 0	0- 0	NEUTRAL	0- 0	0- 0	1- 0
3- 7	0- 1	0- 0	CONFERENCE	0- 3	1- 1	2- 2
2- 3	0- 1	0- 0	HOME	0- 1	1- 1	1- 0
1- 4	0- 0	0- 0	AWAY	0- 2	0- 0	1- 2
0- 0	0- 0	0- 0	NEUTRAL	0- 0	0- 0	0- 0

RPI 1-25				RPI 26-50				RPI 51-100				RPI 101+				Team's RPI: 228	
RPI	S	Opponent	Score	RPI	S	Opponent	Score	RPI	S	Opponent	Score	RPI	S	Opponent	Score		
8	H	UConn	42 80					54	A	UCF	57 67	107	A	Pacific	49 77		
23	H	TCU	56 57					69	A	Temple	62 85	127	A	UT Arlington	46 51		
								83	H	Cincinnati	58 73	145	H	Tulane	66 67		
								87	H	Rice	55 43	146	H	Wichita St.	64 44		
												155	A	Houston	53 55		
												159	H	Wright St.	61 69		
												163	A	Memphis	52 57		
												211	H	UTEP	60 56		
												217	H	George Mason	58 59		
												218	H	North Dakota	66 51		
												235	H	Northern Colo.	52 61		
												248	H	Tulsa	57 38		
												262	A	East Carolina	55 47		
												287	N	CSUN	68 58		
												302	H	UC Irvine	59 56		
												334	H	McNeese	81 60		
EAST 10 Division I																	
				83	H	Cincinnati	58 73	163	A	Memphis	52 57						
				155	A	Houston	53 55	145	H	Tulane	66 67						
				54	A	UCF	57 67	69	A	Temple	62 85						
				146	H	Wichita St.	64 44	262	A	East Carolina	55 47						
				248	H	Tulsa	57 38	8	H	UConn	42 80						

Non-Div I Games:

SMU

■ Loss, ■ Non-Conf, S Site, H Home A Away N Neutral

Average RPI Win:	262	WON-LOST	WINNING	LAST 10	STRENGTH OF	OPP. STRENGTH	TEAM	ADJ.	CONF.	ADJ CONF.
Average RPI Loss:	191	RECORD	PCT. RANK	GAMES	SCHEDULE	OF SCHEDULE	RPI	RPI	RPI	RPI
DIV. I ONLY	5- 15	305	5-5	289	246	308	308	18	18	
DIV. I NON-CONF.	0- 7	338	0	281	260	345	345	17	17	
TOTALS	RPI 1-25	RPI 26-50	W-L RECORDS	RPI 51-100	RPI 101-150	RPI 150+				
5- 15	0- 0	0- 1	OVERALL	0- 1	0- 1	5- 12				
2- 6	0- 0	0- 1	HOME	0- 1	0- 0	2- 4				
3- 9	0- 0	0- 0	AWAY	0- 0	0- 1	3- 8				
0- 0	0- 0	0- 0	NEUTRAL	0- 0	0- 0	0- 0				
0- 7	0- 0	0- 1	NON-CONFERENCE	0- 0	0- 0	0- 6				
0- 1	0- 0	0- 1	HOME	0- 0	0- 0	0- 0				
0- 6	0- 0	0- 0	AWAY	0- 0	0- 0	0- 6				
0- 0	0- 0	0- 0	NEUTRAL	0- 0	0- 0	0- 0				
5- 8	0- 0	0- 0	CONFERENCE	0- 1	0- 1	5- 6				
2- 5	0- 0	0- 0	HOME	0- 1	0- 0	2- 4				
3- 3	0- 0	0- 0	AWAY	0- 0	0- 1	3- 2				
0- 0	0- 0	0- 0	NEUTRAL	0- 0	0- 0	0- 0				

RPI 1-25			RPI 26-50			RPI 51-100			RPI 101+			Team's RPI: 308
RPI	S	Opponent	Score	RPI	S	Opponent	Score	RPI	S	Opponent	Score	
				28	H	Ohio St.	74 104	91	H	Montana St.	48 85	
								126	A	Idaho	44 70	
								152	A	San Jose St.	67 73	
								160	A	UC Davis	75 77	
								165	H	Southern Utah	87 82	
								174	H	Montana	60 64	
								185	A	Northern Ariz.	107 114	
								185	H	Northern Ariz.	65 85	
								195	A	Portland St.	73 70	
								200	A	Idaho St.	62 80	
								200	H	Idaho St.	51 75	
								235	H	Northern Colo.	63 73	
								244	A	San Francisco	82 87	
								256	A	Nevada	72 83	
								307	A	Eastern Wash.	74 67	
								310	A	Seattle U	84 88	
								312	A	Cal Poly	43 62	
								322	A	Weber St.	91 67	
								322	H	Weber St.	58 52	
LAST 10 Division I												
				200	H	Idaho St.	51 75	195	A	Portland St.	73 70	
				322	H	Weber St.	58 52	165	H	Southern Utah	87 82	
				126	A	Idaho	44 70	235	H	Northern Colo.	63 73	
				307	A	Eastern Wash.	74 67	322	A	Weber St.	91 67	
				185	H	Northern Ariz.	65 85	185	A	Northern Ariz.	107 114	

Non-Div I Games: Cal Maritime 86 55 Pacific Union 94 35

Sacramento St.

Loss, Non-Conf, S Site, H Home A Away N Neutral

Sacred Heart

Through Games Of Feb. 8. 2020

Average RPI Win:	306	WON-LOST	WINNING	LAST 10	STRENGTH OF	OPP. STRENGTH	TEAM	ADJ.	CONF.	ADJ CONF.
Average RPI Loss:	175	RECORD	PCT. RANK	GAMES	SCHEDULE	OF SCHEDULE	RPI	RPI	RPI	RPI
DIV. I ONLY	7- 14	268	4-6	273	313	292	292	30	30	
DIV. I NON-CONF.	2- 8	295	0	208	161	292	292	31	31	
TOTALS	RPI 1-25	RPI 26-50	W-L RECORDS	RPI 51-100	RPI 101-150	RPI 150+				
7- 14	0- 0	0- 1	OVERALL	0- 3	0- 3	7- 7				
4- 3	0- 0	0- 0	HOME	0- 0	0- 2	4- 1				
2- 10	0- 0	0- 1	AWAY	0- 2	0- 1	2- 6				
1- 1	0- 0	0- 0	NEUTRAL	0- 1	0- 0	1- 0				
2- 8	0- 0	0- 1	NON-CONFERENCE	0- 3	0- 1	2- 3				
1- 1	0- 0	0- 0	HOME	0- 0	0- 1	1- 0				
0- 6	0- 0	0- 1	AWAY	0- 2	0- 0	0- 3				
1- 1	0- 0	0- 0	NEUTRAL	0- 1	0- 0	1- 0				
5- 6	0- 0	0- 0	CONFERENCE	0- 0	0- 2	5- 4				
3- 2	0- 0	0- 0	HOME	0- 0	0- 1	3- 1				
2- 4	0- 0	0- 0	AWAY	0- 0	0- 1	2- 3				
0- 0	0- 0	0- 0	NEUTRAL	0- 0	0- 0	0- 0				

RPI 1-25			RPI 26-50			RPI 51-100			RPI 101+ Team's RPI: 292		
RPI	S	Opponent	Score	RPI	S	Opponent	Score	RPI	S	Opponent	Score
				40	A	Yale	40 87	64	A	Seton Hall	69 95
								66	N	Nebraska	49 72
								77	A	Stony Brook	50 54
								140	H	Holy Cross	52 65
								143	A	Robert Morris	43 73
								143	H	Robert Morris	38 67
								191	A	Penn St.	65 88
								204	H	Mt. St. Mary's	58 67
								208	H	Merrimack	63 60
								209	A	Saint Joseph's	44 71
								263	A	Saint Francis (PA)	58 60
								274	A	Siena	57 68
								280	A	Wagner	79 65
								311	A	St. Francis Brooklyn	70 71
								314	H	Hofstra	71 44
								324	A	Fairleigh Dickinson	60 65
								324	H	Fairleigh Dickinson	68 53
								328	N	Detroit Mercy	66 60
								344	A	Central Conn. St.	54 52
								344	H	Central Conn. St.	66 58
LAST 10 Division I											
143	H	Robert Morris	38 67	143	A	Robert Morris	43 73				
204	H	Mt. St. Mary's	58 67	263	A	Saint Francis (PA)	58 60				
311	A	St. Francis Brooklyn	70 71	324	A	Fairleigh Dickinson	60 65				
344	A	Central Conn. St.	54 52	344	H	Central Conn. St.	66 58				
324	H	Fairleigh Dickinson	68 53	280	A	Wagner	79 65				

Non-Div I Games: Bridgeport 77 63

Sacred Heart

■ Loss,
 ■ Non-Conf,
 ■ S Site,
 ■ Home
 ■ A Away
 N Neutral

Average RPI Win:	305	WON-LOST	WINNING	LAST 10	STRENGTH OF	OPP. STRENGTH	TEAM	ADJ.	CONF.	ADJ CONF.
Average RPI Loss:	163	RECORD	PCT. RANK	GAMES	SCHEDULE	OF SCHEDULE	RPI	RPI	RPI	RPI
DIV. I ONLY	10- 13	217	6-4	308	276	263	263	30	30	
DIV. I NON-CONF.	2- 9	304	0	69	143	224	224	31	31	
TOTALS	RPI 1-25	RPI 26-50	W-L RECORDS	RPI 51-100	RPI 101-150	RPI 150+				
10- 13	0- 0	0- 3	OVERALL	0- 2	0- 2	10- 6				
5- 4	0- 0	0- 0	HOME	0- 1	0- 1	5- 2				
4- 8	0- 0	0- 2	AWAY	0- 1	0- 1	4- 4				
1- 1	0- 0	0- 1	NEUTRAL	0- 0	0- 0	1- 0				
2- 9	0- 0	0- 3	NON-CONFERENCE	0- 2	0- 2	2- 2				
0- 3	0- 0	0- 0	HOME	0- 1	0- 1	0- 1				
1- 5	0- 0	0- 2	AWAY	0- 1	0- 1	1- 1				
1- 1	0- 0	0- 1	NEUTRAL	0- 0	0- 0	1- 0				
8- 4	0- 0	0- 0	CONFERENCE	0- 0	0- 0	8- 4				
5- 1	0- 0	0- 0	HOME	0- 0	0- 0	5- 1				
3- 3	0- 0	0- 0	AWAY	0- 0	0- 0	3- 3				
0- 0	0- 0	0- 0	NEUTRAL	0- 0	0- 0	0- 0				

RPI 1-25				RPI 26-50				RPI 51-100				RPI 101+				Team's RPI: 263	
RPI	S	Opponent	Score	RPI	S	Opponent	Score	RPI	S	Opponent	Score	RPI	S	Opponent	Score		
				27	N	FGCU	64 97	74	H	Bucknell	46 70	105	A	Duquesne	69 72		
				37	A	Virginia Tech	41 105	75	A	South Fla.	23 62	109	H	Liberty	52 71		
				46	A	West Virginia	45 74					208	H	Merrimack	56 71		
												224	N	Stetson	78 73		
												249	A	Morehead St.	54 65		
												250	H	Youngstown St.	46 56		
												280	A	Wagner	50 55		
												280	H	Wagner	51 50		
												292	H	Sacred Heart	60 58		
												305	A	Vermont	73 69		
												311	A	St. Francis Brooklyn	67 59		
												311	H	St. Francis Brooklyn	82 72		
												319	A	Bryant	63 60		
												319	H	Bryant	64 58		
												324	A	Fairleigh Dickinson	47 56		
												336	A	LIU Brooklyn	53 71		
												344	A	Central Conn. St.	64 52		
												344	H	Central Conn. St.	72 68		
LAST 10 Division I																	
				280	A	Wagner	50 55	208	H	Merrimack	56 71						
				344	H	Central Conn. St.	72 68	292	H	Sacred Heart	60 58						
				319	H	Bryant	64 58	280	H	Wagner	51 50						
				336	A	LIU Brooklyn	53 71	311	H	St. Francis Brooklyn	82 72						
				311	A	St. Francis Brooklyn	67 59	324	A	Fairleigh Dickinson	47 56						

Non-Div I Games:

Saint Francis (PA)

Loss, Non-Conf, S Site, H Home A Away N Neutral

Saint Joseph's

Through Games Of Feb. 8, 2020

Average RPI Win:	191	WON-LOST	WINNING	LAST 10	STRENGTH OF	OPP. STRENGTH	TEAM	ADJ.	CONF.	ADJ CONF.
Average RPI Loss:	120	RECORD	PCT. RANK	GAMES	SCHEDULE	OF SCHEDULE	RPI	RPI	RPI	RPI
DIV. I ONLY	8- 14	257	2-8	107	118	209	209	12	12	
DIV. I NON-CONF.	6- 6	164	0	96	137	150	150	12	12	
TOTALS	RPI 1-25	RPI 26-50	W-L RECORDS	RPI 51-100	RPI 101-150	RPI 150+				
8- 14	0- 0	0- 0	OVERALL	2- 6	1- 4	5- 4				
5- 6	0- 0	0- 0	HOME	1- 3	1- 1	3- 2				
2- 6	0- 0	0- 0	AWAY	0- 2	0- 3	2- 1				
1- 2	0- 0	0- 0	NEUTRAL	1- 1	0- 0	0- 1				
6- 6	0- 0	0- 0	NON-CONFERENCE	2- 4	0- 1	4- 1				
4- 2	0- 0	0- 0	HOME	1- 2	0- 0	3- 0				
1- 2	0- 0	0- 0	AWAY	0- 1	0- 1	1- 0				
1- 2	0- 0	0- 0	NEUTRAL	1- 1	0- 0	0- 1				
2- 8	0- 0	0- 0	CONFERENCE	0- 2	1- 3	1- 3				
1- 4	0- 0	0- 0	HOME	0- 1	1- 1	0- 2				
1- 4	0- 0	0- 0	AWAY	0- 1	0- 2	1- 1				
0- 0	0- 0	0- 0	NEUTRAL	0- 0	0- 0	0- 0				

RPI 1-25			RPI 26-50			RPI 51-100			RPI 101+			Team's RPI: 209
RPI	S	Opponent	Score	RPI	S	Opponent	Score	RPI	S	Opponent	Score	
						60 H Drexel	52 62	102 A VCU		40 47		
						64 N Seton Hall	39 55	105 H Duquesne		51 58		
						68 H Dayton	44 59	120 A Auburn		62 66		
						69 H Temple	67 63	136 H Richmond		67 56		
						85 H Penn	45 55	148 A Massachusetts		43 61		
						90 A Saint Louis	48 63	153 H George Washington		50 56		
						92 A Villanova	44 60	164 A Columbia		71 57		
						98 N Harvard	63 39	175 H American		72 51		
								190 H Rhode Island		47 49		
								199 N Furman		48 63		
								201 A La Salle		59 67		
								292 H Sacred Heart		71 44		
								294 A St. Bonaventure		61 60		
								297 H Navy		49 40		
LAST 10 Division I												
90 A Saint Louis		48 63	105 H Duquesne		51 58							
68 H Dayton		44 59	190 H Rhode Island		47 49							
153 H George Washington		50 56	148 A Massachusetts		43 61							
201 A La Salle		59 67	102 A VCU		40 47							
294 A St. Bonaventure		61 60	136 H Richmond		67 56							

Non-Div I Games:

Saint Joseph's

■ Loss,
 ■ Non-Conf,
 ■ S Site,
 ■ H Home
 ■ A Away
 N Neutral

Saint Louis

Through Games Of Feb. 8, 2020

Average RPI Win:	172	WON-LOST	WINNING	LAST 10	STRENGTH OF	OPP. STRENGTH	TEAM	ADJ.	CONF.	ADJ CONF.
Average RPI Loss:	91	RECORD	PCT. RANK	GAMES	SCHEDULE	OF SCHEDULE	RPI	RPI	RPI	RPI
DIV. I ONLY	13- 9	112	6-4	90	100	90	90	12	12	
DIV. I NON-CONF.	8- 5	117	1-0	75	84	67	67	12	12	
TOTALS	RPI 1-25	RPI 26-50	W-L RECORDS	RPI 51-100	RPI 101-150	RPI 150+				
13- 9	0- 1	0- 0	OVERALL	4- 3	2- 5	7- 0				
7- 4	0- 1	0- 0	HOME	3- 0	2- 3	2- 0				
6- 5	0- 0	0- 0	AWAY	1- 3	0- 2	5- 0				
0- 0	0- 0	0- 0	NEUTRAL	0- 0	0- 0	0- 0				
8- 5	0- 1	0- 0	NON-CONFERENCE	4- 1	1- 3	3- 0				
4- 2	0- 1	0- 0	HOME	3- 0	1- 1	0- 0				
4- 3	0- 0	0- 0	AWAY	1- 1	0- 2	3- 0				
0- 0	0- 0	0- 0	NEUTRAL	0- 0	0- 0	0- 0				
5- 4	0- 0	0- 0	CONFERENCE	0- 2	1- 2	4- 0				
3- 2	0- 0	0- 0	HOME	0- 0	1- 2	2- 0				
2- 2	0- 0	0- 0	AWAY	0- 2	0- 0	2- 0				
0- 0	0- 0	0- 0	NEUTRAL	0- 0	0- 0	0- 0				

RPI 1-25				RPI 26-50				RPI 51-100				Team's RPI: 90	RPI 101+			
RPI	S	Opponent	Score	RPI	S	Opponent	Score	RPI	S	Opponent	Score		RPI	S	Opponent	Score
19	H	Princeton	50 66					68	A	Dayton	47 48		102	H	VCU	52 65
								71	H	UT Martin	56 50		104	A	Vanderbilt	50 62
								78	A	Southern Ill.	53 61		105	H	Duquesne	53 50
								80	H	Illinois St.	61 56		108	H	Davidson	58 65
								83	A	Cincinnati	60 50		116	H	Kansas	60 68
								84	H	Colgate	61 51		130	H	Southeast Mo. St.	76 61
								95	A	Fordham	54 66		131	A	Missouri	58 83
													153	A	George Washington	59 45
													201	A	La Salle	77 61
													203	A	Northern Ky.	67 42
													209	H	Saint Joseph's	63 48
													282	A	Indiana St.	55 53
													294	H	St. Bonaventure	72 51
													338	A	SIUE	68 35
LAST 10 Division I																
				209	H	Saint Joseph's	63 48					294	H	St. Bonaventure	72 51	
				153	A	George Washington	59 45					102	H	VCU	52 65	
				105	H	Duquesne	53 50					201	A	La Salle	77 61	
				95	A	Fordham	54 66					108	H	Davidson	58 65	
				68	A	Dayton	47 48					282	A	Indiana St.	55 53	

Non-Div I Games:

Saint Louis

■ Loss,
 ■ Non-Conf,
 ■ S Site,
 ■ H Home
 ■ A Away
 N Neutral

Saint Mary's (CA)

Through Games Of Feb. 8, 2020

Average RPI Win:	207	WON-LOST	WINNING	LAST 10	STRENGTH OF	OPP. STRENGTH	TEAM	ADJ.	CONF.	ADJ CONF.
Average RPI Loss:	113	RECORD	PCT. RANK	GAMES	SCHEDULE	OF SCHEDULE	RPI	RPI	RPI	RPI
DIV. I ONLY	11- 13	205	3-7	96	113	158	158	11	11	
DIV. I NON-CONF.	5- 6	187	0	100	139	170	170	11	11	
TOTALS	RPI 1-25	RPI 26-50	W-L RECORDS	RPI 51-100	RPI 101-150	RPI 150+				
11- 13	1- 2	1- 1	OVERALL	0- 2	0- 5	9- 3				
7- 6	1- 1	1- 1	HOME	0- 1	0- 3	5- 0				
3- 7	0- 1	0- 0	AWAY	0- 1	0- 2	3- 3				
1- 0	0- 0	0- 0	NEUTRAL	0- 0	0- 0	1- 0				
5- 6	0- 1	1- 1	NON-CONFERENCE	0- 1	0- 1	4- 2				
4- 2	0- 1	1- 1	HOME	0- 0	0- 0	3- 0				
0- 4	0- 0	0- 0	AWAY	0- 1	0- 1	0- 2				
1- 0	0- 0	0- 0	NEUTRAL	0- 0	0- 0	1- 0				
6- 7	1- 1	0- 0	CONFERENCE	0- 1	0- 4	5- 1				
3- 4	1- 0	0- 0	HOME	0- 1	0- 3	2- 0				
3- 3	0- 1	0- 0	AWAY	0- 0	0- 1	3- 1				
0- 0	0- 0	0- 0	NEUTRAL	0- 0	0- 0	0- 0				

RPI 1-25				RPI 26-50				RPI 51-100				RPI 101+ Team's RPI: 158			
RPI	S	Opponent	Score	RPI	S	Opponent	Score	RPI	S	Opponent	Score	RPI	S	Opponent	Score
12	A	Gonzaga	49 74	30	H	Western Ky.	80 73	54	A	UCF	58 67	107	H	Pacific	66 68
12	H	Gonzaga	70 60	36	H	Marquette	63 77	72	H	BYU	55 65	116	A	Kansas	81 86
14	H	NC State	70 87									121	H	San Diego	54 72
												142	A	Portland	65 78
												142	H	Portland	53 72
												160	H	UC Davis	83 74
												187	A	Pepperdine	64 73
												187	H	Pepperdine	85 78
												205	A	Wyoming	67 69
												206	A	Santa Clara	95 87
												244	A	San Francisco	86 79
												256	A	Nevada	72 78
												272	H	UC Santa Barbara	64 43
												281	A	LMU (CA)	70 61
												281	H	LMU (CA)	86 70
												294	N	St. Bonaventure	72 57
												312	H	Cal Poly	84 67
LAST 10 Division I															
12	H	Gonzaga	70 60	72	H	BYU	55 65								
142	H	Portland	53 72	121	H	San Diego	54 72								
187	A	Pepperdine	64 73	142	A	Portland	65 78								
281	A	LMU (CA)	70 61	12	A	Gonzaga	49 74								
107	H	Pacific	66 68	281	H	LMU (CA)	86 70								

Non-Div I Games:

Saint Mary's (CA)

■ Loss,
 ■ Non-Conf,
 ■ S Site,
 ■ Home
 ■ Away
 N Neutral

Average RPI Win: 274		WON-LOST	WINNING	LAST 10	STRENGTH OF	OPP. STRENGTH	TEAM	ADJ.	CONF.	ADJ CONF.
Average RPI Loss: 240		RECORD	PCT. RANK	GAMES	SCHEDULE	OF SCHEDULE	RPI	RPI	RPI	RPI
DIV. I ONLY		6- 15	289	2-8	346	330	329	329	24	24
DIV. I NON-CONF.		3- 6	235	0	346	348	329	329	25	25
TOTALS		RPI 1-25	RPI 26-50	W-L RECORDS	RPI 51-100	RPI 101-150	RPI 150+			
6- 15	0- 0		0- 0	OVERALL	1- 1	0- 1	5- 13			
3- 5	0- 0		0- 0	HOME	1- 0	0- 1	2- 4			
3- 10	0- 0		0- 0	AWAY	0- 1	0- 0	3- 9			
0- 0	0- 0		0- 0	NEUTRAL	0- 0	0- 0	0- 0			
3- 6	0- 0		0- 0	NON-CONFERENCE	0- 0	0- 1	3- 5			
1- 2	0- 0		0- 0	HOME	0- 0	0- 1	1- 1			
2- 4	0- 0		0- 0	AWAY	0- 0	0- 0	2- 4			
0- 0	0- 0		0- 0	NEUTRAL	0- 0	0- 0	0- 0			
3- 9	0- 0		0- 0	CONFERENCE	1- 1	0- 0	2- 8			
2- 3	0- 0		0- 0	HOME	1- 0	0- 0	1- 3			
1- 6	0- 0		0- 0	AWAY	0- 1	0- 0	1- 5			
0- 0	0- 0		0- 0	NEUTRAL	0- 0	0- 0	0- 0			

RPI 1-25				RPI 26-50				RPI 51-100				RPI 101+				Team's RPI: 329	
RPI	S	Opponent	Score	RPI	S	Opponent	Score	RPI	S	Opponent	Score	RPI	S	Opponent	Score		
								81	A	Marist	76 96	125	H	Lehigh	71 80		
								97	H	Rider	67 56	179	H	Quinnipiac	64 91		
												220	A	Fairfield	48 67		
												226	A	Iona	59 69		
												230	A	Manhattan	64 68		
												230	H	Manhattan	52 85		
												255	H	Morgan St.	78 77		
												266	A	Delaware St.	66 89		
												267	A	Howard	80 92		
												269	A	Niagara	89 97		
												274	H	Siena	87 83		
												280	A	Wagner	89 90		
												284	A	Monmouth	57 59		
												284	H	Monmouth	67 81		
												324	H	Fairleigh Dickinson	71 77		
												332	A	NJIT	73 76		
												336	A	LIU Brooklyn	89 74		
												339	A	Canisius	86 68		
												343	A	Coppin St.	82 57		
LAST 10 Division I																	
				284	A	Monmouth	57 59	269	A	Niagara	89 97						
				97	H	Rider	67 56	226	A	Iona	59 69						
				230	A	Manhattan	64 68	284	H	Monmouth	67 81						
				179	H	Quinnipiac	64 91	220	A	Fairfield	48 67						
				339	A	Canisius	86 68	230	H	Manhattan	52 85						

Non-Div I Games:

Saint Peter's

■ Loss, ■ Non-Conf, S Site, H Home A Away N Neutral

Average RPI Win:	248	WON-LOST	WINNING	LAST 10	STRENGTH OF	OPP. STRENGTH	TEAM	ADJ.	CONF.	ADJ CONF.
Average RPI Loss:	171	RECORD	PCT. RANK	GAMES	SCHEDULE	OF SCHEDULE	RPI	RPI	RPI	RPI
DIV. I ONLY	12- 7	97	7-3	318	234	170	170	23	23	
DIV. I NON-CONF.	2- 4	235	0	291	110	242	242	21	21	
TOTALS	RPI 1-25	RPI 26-50	W-L RECORDS	RPI 51-100	RPI 101-150	RPI 150+				
12- 7	0- 0	0- 1	OVERALL	0- 0	1- 3	11- 3				
5- 2	0- 0	0- 0	HOME	0- 0	1- 1	4- 1				
7- 5	0- 0	0- 1	AWAY	0- 0	0- 2	7- 2				
0- 0	0- 0	0- 0	NEUTRAL	0- 0	0- 0	0- 0				
2- 4	0- 0	0- 1	NON-CONFERENCE	0- 0	0- 1	2- 2				
1- 0	0- 0	0- 0	HOME	0- 0	0- 0	1- 0				
1- 4	0- 0	0- 1	AWAY	0- 0	0- 1	1- 2				
0- 0	0- 0	0- 0	NEUTRAL	0- 0	0- 0	0- 0				
10- 3	0- 0	0- 0	CONFERENCE	0- 0	1- 2	9- 1				
4- 2	0- 0	0- 0	HOME	0- 0	1- 1	3- 1				
6- 1	0- 0	0- 0	AWAY	0- 0	0- 1	6- 0				
0- 0	0- 0	0- 0	NEUTRAL	0- 0	0- 0	0- 0				

RPI 1-25			RPI 26-50			RPI 51-100			RPI 101+			Team's RPI: 170
RPI	S	Opponent	Score	RPI	S	Opponent	Score	RPI	S	Opponent	Score	
				38	A	Oklahoma	71 95					
								106	H	SFA	63 55	
								113	H	Abilene Christian	73 81	
								114	A	A&M-Corpus Christi	54 57	
								147	A	Texas Tech	57 99	
								167	A	New Orleans	78 46	
								168	H	Louisiana	77 73	
								210	A	Central Ark.	72 54	
								222	A	Oral Roberts	41 64	
								223	A	Southeastern La.	84 69	
								229	H	Lamar University	68 47	
								278	A	Ole Miss	69 75	
								286	H	Incarinate Word	74 77	
								291	A	Nicholls St.	80 77	
								291	H	Nicholls St.	87 71	
								300	A	UTSA	81 77	
								323	A	Houston Baptist	97 69	
								333	A	Northwestern St.	79 69	
								334	H	McNeese	92 59	
LAST 10 Division I												
				291	A	Nicholls St.	80 77					
				286	H	Incarinate Word	74 77					
				106	H	SFA	63 55					
				114	A	A&M-Corpus Christi	54 57					
				113	H	Abilene Christian	73 81					
				323	A	Houston Baptist	97 69					
				229	H	Lamar University	68 47					
				210	A	Central Ark.	72 54					
				223	A	Southeastern La.	84 69					
				291	H	Nicholls St.	87 71					

Non-Div I Games: Jarvis Christian 114 46 Howard Payne 91 49 Wiley 102 52

Sam Houston St.

Loss, Non-Conf, S Site, H Home A Away N Neutral

Average RPI Win: 261	WON-LOST	WINNING	LAST 10	STRENGTH OF	OPP. STRENGTH	TEAM	ADJ.	CONF.	ADJ CONF.
Average RPI Loss: 122	RECORD	PCT. RANK	GAMES	SCHEDULE	OF SCHEDULE	RPI	RPI	RPI	RPI
DIV. I ONLY	10- 13	217	7-3	126	260	172	172	26	26
DIV. I NON-CONF.	4- 10	259	1-0	54	227	149	149	22	22
TOTALS	RPI 1-25	RPI 26-50	W-L RECORDS	RPI 51-100	RPI 101-150	RPI 150+			
10- 13	0- 1	0- 2	OVERALL	0- 3	0- 2	10- 5			
3- 5	0- 0	0- 1	HOME	0- 1	0- 0	3- 3			
6- 8	0- 1	0- 1	AWAY	0- 2	0- 2	6- 2			
1- 0	0- 0	0- 0	NEUTRAL	0- 0	0- 0	1- 0			
4- 10	0- 1	0- 2	NON-CONFERENCE	0- 3	0- 2	4- 2			
0- 3	0- 0	0- 1	HOME	0- 1	0- 0	0- 1			
3- 7	0- 1	0- 1	AWAY	0- 2	0- 2	3- 1			
1- 0	0- 0	0- 0	NEUTRAL	0- 0	0- 0	1- 0			
6- 3	0- 0	0- 0	CONFERENCE	0- 0	0- 0	6- 3			
3- 2	0- 0	0- 0	HOME	0- 0	0- 0	3- 2			
3- 1	0- 0	0- 0	AWAY	0- 0	0- 0	3- 1			
0- 0	0- 0	0- 0	NEUTRAL	0- 0	0- 0	0- 0			

RPI 1-25				RPI 26-50				RPI 51-100				RPI 101+ Team's RPI: 172			
RPI	S	Opponent	Score	RPI	S	Opponent	Score	RPI	S	Opponent	Score	RPI	S	Opponent	Score
22	A	Florida St.	59 88	26	A	Kentucky	49 79	61	H	Troy	65 74	110	A	UAB	69 76
				30	H	Western Ky.	84 88	71	A	UT Martin	75 80	119	A	Florida	48 84
								95	A	Fordham	37 68	151	A	UNC Greensboro	56 42
												154	A	North Ala.	79 63
												162	H	Tennessee Tech	57 72
												199	A	Furman	69 77
												199	H	Furman	59 72
												227	A	Kennesaw St.	55 60
												231	H	Chattanooga	60 46
												239	A	Murray St.	84 56
												265	A	Wofford	74 58
												265	H	Wofford	63 69
												269	H	ETSU	68 34
												314	N	Hofstra	65 45
												317	H	Mercer	72 64
												331	A	Alabama St.	83 48
												335	A	Western Caro.	62 50
LAST 10 Division I															
265	H	Wofford	63 69	231	H	Chattanooga	60 46								
199	H	Furman	59 72	317	H	Mercer	72 64								
151	A	UNC Greensboro	56 42	199	A	Furman	69 77								
335	A	Western Caro.	62 50	265	A	Wofford	74 58								
269	H	ETSU	68 34	314	N	Hofstra	65 45								

Non-Div I Games: Montevallo 81 60

Samford

■ Loss,
 ■ Non-Conf,
 ■ S Site,
 ■ H Home
 ■ A Away
 N Neutral

Average RPI Win:	206	WON-LOST	WINNING	LAST 10	STRENGTH OF	OPP. STRENGTH	TEAM	ADJ.	CONF.	ADJ CONF.
Average RPI Loss:	120	RECORD	PCT. RANK	GAMES	SCHEDULE	OF SCHEDULE	RPI	RPI	RPI	RPI
DIV. I ONLY	13- 9	112	7-3	119	147	121	121	11	11	
DIV. I NON-CONF.	5- 5	164	0	233	312	240	240	11	11	
TOTALS	RPI 1-25	RPI 26-50	W-L RECORDS	RPI 51-100	RPI 101-150	RPI 150+				
13- 9	0- 2	0- 0	OVERALL	1- 1	3- 3	9- 3				
7- 5	0- 1	0- 0	HOME	1- 0	1- 3	5- 1				
6- 4	0- 1	0- 0	AWAY	0- 1	2- 0	4- 2				
0- 0	0- 0	0- 0	NEUTRAL	0- 0	0- 0	0- 0				
5- 5	0- 0	0- 0	NON-CONFERENCE	0- 0	0- 3	5- 2				
3- 4	0- 0	0- 0	HOME	0- 0	0- 3	3- 1				
2- 1	0- 0	0- 0	AWAY	0- 0	0- 0	2- 1				
0- 0	0- 0	0- 0	NEUTRAL	0- 0	0- 0	0- 0				
8- 4	0- 2	0- 0	CONFERENCE	1- 1	3- 0	4- 1				
4- 1	0- 1	0- 0	HOME	1- 0	1- 0	2- 0				
4- 3	0- 1	0- 0	AWAY	0- 1	2- 0	2- 1				
0- 0	0- 0	0- 0	NEUTRAL	0- 0	0- 0	0- 0				

RPI 1-25				RPI 26-50				RPI 51-100				RPI 101+ Team's RPI: 121			
RPI	S	Opponent	Score	RPI	S	Opponent	Score	RPI	S	Opponent	Score	RPI	S	Opponent	Score
12	A	Gonzaga	46 57					72	A	BYU	36 52	107	A	Pacific	66 64
12	H	Gonzaga	42 57					72	H	BYU	51 45	126	H	Idaho	32 65
												139	H	Washington	47 65
												142	A	Portland	62 58
												142	H	Portland	74 55
												147	H	Texas Tech	60 64
												152	A	San Jose St.	82 88
												158	A	Saint Mary's (CA)	72 54
												187	A	Pepperdine	57 73
												189	H	Towson	81 67
												206	H	Santa Clara	50 47
												232	H	Cal St. Fullerton	67 72
												244	H	San Francisco	54 50
												258	A	San Diego St.	70 47
												281	A	LMU (CA)	67 59
												284	H	Monmouth	57 49
												287	H	CSUN	59 40
												313	A	Air Force	70 59
LAST 10 Division I															
72	H	BYU	51 45	107	A	Pacific	66 64								
142	A	Portland	62 58	158	A	Saint Mary's (CA)	72 54								
12	A	Gonzaga	46 57	72	A	BYU	36 52								
244	H	San Francisco	54 50	12	H	Gonzaga	42 57								
206	H	Santa Clara	50 47	142	H	Portland	74 55								

Non-Div I Games: Biola 81 28

San Diego

■ Loss,
 ■ Non-Conf,
 ■ S Site,
 ■ Home
 ■ A Away
 N Neutral

Average RPI Win:	239	WON-LOST	WINNING	LAST 10	STRENGTH OF	OPP. STRENGTH	TEAM	ADJ.	CONF.	ADJ CONF.
Average RPI Loss:	191	RECORD	PCT. RANK	GAMES	SCHEDULE	OF SCHEDULE	RPI	RPI	RPI	RPI
DIV. I ONLY	10- 14	228	5-5	223	275	258	258	17	17	
DIV. I NON-CONF.	4- 7	225	0	268	321	295	295	23	23	
TOTALS	RPI 1-25	RPI 26-50	W-L RECORDS	RPI 51-100	RPI 101-150	RPI 150+				
10- 14	0- 0	0- 0	OVERALL	0- 2	0- 3	10- 9				
7- 7	0- 0	0- 0	HOME	0- 1	0- 2	7- 4				
3- 7	0- 0	0- 0	AWAY	0- 1	0- 1	3- 5				
0- 0	0- 0	0- 0	NEUTRAL	0- 0	0- 0	0- 0				
4- 7	0- 0	0- 0	NON-CONFERENCE	0- 0	0- 2	4- 5				
2- 5	0- 0	0- 0	HOME	0- 0	0- 2	2- 3				
2- 2	0- 0	0- 0	AWAY	0- 0	0- 0	2- 2				
0- 0	0- 0	0- 0	NEUTRAL	0- 0	0- 0	0- 0				
6- 7	0- 0	0- 0	CONFERENCE	0- 2	0- 1	6- 4				
5- 2	0- 0	0- 0	HOME	0- 1	0- 0	5- 1				
1- 5	0- 0	0- 0	AWAY	0- 1	0- 1	1- 3				
0- 0	0- 0	0- 0	NEUTRAL	0- 0	0- 0	0- 0				

RPI S	Opponent	Score	RPI S	Opponent	Score	RPI S	Opponent	Score	RPI S	Opponent	Score	Team's RPI: 258
						63	A Fresno St.	54 79	121	H San Diego	47 70	
						63	H Fresno St.	60 65	124	A Boise St.	72 86	
									134	H California	48 74	
									152	A San Jose St.	67 84	
									176	H UNLV	48 39	
									178	A Hawaii	58 61	
									189	H Towson	80 72	
									194	H New Mexico	75 74	
									205	A Wyoming	67 81	
									205	H Wyoming	67 60	
									232	H Cal St. Fullerton	55 45	
									240	H Arkansas St.	62 71	
									256	A Nevada	69 70	
									268	H Colorado St.	59 49	
									271	H Alabama A&M	53 61	
									272	A UC Santa Barbara	52 64	
									277	A Utah St.	59 51	
									277	H Utah St.	66 62	
									286	A Incarnate Word	57 48	
									287	H CSUN	69 74	
									290	A California Baptist	80 68	
									313	H Air Force	49 51	
LAST 10 Division I												
			313	H Air Force	49 51	256	A Nevada	69 70				
			277	A Utah St.	59 51	63	H Fresno St.	60 65				
			194	H New Mexico	75 74	124	A Boise St.	72 86				
			176	H UNLV	48 39	205	H Wyoming	67 60				
			205	A Wyoming	67 81	277	H Utah St.	66 62				

Non-Div I Games: Westcliff 77 56

San Diego St.

San Francisco

Through Games Of Feb. 8, 2020

Average RPI Win:	251	WON-LOST	WINNING	LAST 10	STRENGTH OF	OPP. STRENGTH	TEAM	ADJ.	CONF.	ADJ CONF.
Average RPI Loss:	128	RECORD	PCT. RANK	GAMES	SCHEDULE	OF SCHEDULE	RPI	RPI	RPI	RPI
DIV. I ONLY	9- 15	251	2-8	183	136	244	244	11	11	
DIV. I NON-CONF.	7- 5	131	0	155	225	138	138	11	11	
TOTALS	RPI 1-25	RPI 26-50	W-L RECORDS	RPI 51-100	RPI 101-150	RPI 150+				
9- 15	0- 3	0- 0	OVERALL	0- 1	0- 5	9- 6				
4- 8	0- 2	0- 0	HOME	0- 0	0- 3	4- 3				
2- 6	0- 0	0- 0	AWAY	0- 1	0- 2	2- 3				
3- 1	0- 1	0- 0	NEUTRAL	0- 0	0- 0	3- 0				
7- 5	0- 2	0- 0	NON-CONFERENCE	0- 0	0- 2	7- 1				
3- 2	0- 1	0- 0	HOME	0- 0	0- 1	3- 0				
1- 2	0- 0	0- 0	AWAY	0- 0	0- 1	1- 1				
3- 1	0- 1	0- 0	NEUTRAL	0- 0	0- 0	3- 0				
2- 10	0- 1	0- 0	CONFERENCE	0- 1	0- 3	2- 5				
1- 6	0- 1	0- 0	HOME	0- 0	0- 2	1- 3				
1- 4	0- 0	0- 0	AWAY	0- 1	0- 1	1- 2				
0- 0	0- 0	0- 0	NEUTRAL	0- 0	0- 0	0- 0				

RPI S	Opponent	Score	RPI S	Opponent	Score	RPI S	Opponent	Score	RPI S	Opponent	Score	Team's RPI: 244
11 H	Stanford	71 97				72 A	BYU	44 57	107 H	Pacific	61 84	
12 H	Gonzaga	46 69							121 A	San Diego	50 54	
13 N	Mississippi St.	38 73							126 H	Idaho	60 66	
									139 A	Washington	54 73	
									142 H	Portland	66 73	
									155 N	Houston	80 57	
									158 H	Saint Mary's (CA)	79 86	
									160 A	UC Davis	67 79	
									187 A	Pepperdine	70 82	
									187 H	Pepperdine	64 70	
									206 A	Santa Clara	72 66	
									206 H	Santa Clara	72 80	
									232 H	Cal St. Fullerton	71 63	
									235 A	Northern Colo.	90 83	
									251 N	Bowling Green	64 56	
									281 A	LMU (CA)	69 76	
									281 H	LMU (CA)	70 68	
									287 H	CSUN	79 61	
									302 N	UC Irvine	68 61	
									308 H	Sacramento St.	87 82	
LAST 10 Division I												
281 H	LMU (CA)	70 68	12 H	Gonzaga	46 69							
187 H	Pepperdine	64 70	142 H	Portland	66 73							
206 A	Santa Clara	72 66	187 A	Pepperdine	70 82							
121 A	San Diego	50 54	281 A	LMU (CA)	69 76							
72 A	BYU	44 57	206 H	Santa Clara	72 80							

Non-Div I Games:

San Francisco

■ Loss,
■ Non-Conf,
■ S Site,
■ H Home
■ A Away
N Neutral

Average RPI Win:	227	WON-LOST	WINNING	LAST 10	STRENGTH OF	OPP. STRENGTH	TEAM	ADJ.	CONF.	ADJ CONF.
Average RPI Loss:	188	RECORD	PCT. RANK	GAMES	SCHEDULE	OF SCHEDULE	RPI	RPI	RPI	RPI
DIV. I ONLY	14- 8	93	7-3	263	217	152	152	17	17	
DIV. I NON-CONF.	5- 5	164	0	305	211	247	247	23	23	
TOTALS	RPI 1-25	RPI 26-50	W-L RECORDS	RPI 51-100	RPI 101-150	RPI 150+				
14- 8	0- 0	0- 0	OVERALL	0- 2	3- 0	11- 6				
8- 2	0- 0	0- 0	HOME	0- 1	3- 0	5- 1				
6- 4	0- 0	0- 0	AWAY	0- 0	0- 0	6- 4				
0- 2	0- 0	0- 0	NEUTRAL	0- 1	0- 0	0- 1				
5- 5	0- 0	0- 0	NON-CONFERENCE	0- 1	2- 0	3- 4				
4- 0	0- 0	0- 0	HOME	0- 0	2- 0	2- 0				
1- 3	0- 0	0- 0	AWAY	0- 0	0- 0	1- 3				
0- 2	0- 0	0- 0	NEUTRAL	0- 1	0- 0	0- 1				
9- 3	0- 0	0- 0	CONFERENCE	0- 1	1- 0	8- 2				
4- 2	0- 0	0- 0	HOME	0- 1	1- 0	3- 1				
5- 1	0- 0	0- 0	AWAY	0- 0	0- 0	5- 1				
0- 0	0- 0	0- 0	NEUTRAL	0- 0	0- 0	0- 0				

RPI S	Opponent	Score	RPI S	Opponent	Score	RPI S	Opponent	Score	RPI S	Opponent	Score	Team's RPI: 152
						63 H	Fresno St.	76 85	111 H	Buffalo	95 88	
						72 N	BYU	56 75	121 H	San Diego	88 82	
									124 H	Boise St.	74 61	
									176 H	UNLV	62 60	
									185 N	Northern Ariz.	64 67	
									194 A	New Mexico	81 80	
									194 H	New Mexico	89 85	
									205 A	Wyoming	45 80	
									206 A	Santa Clara	81 89	
									212 A	CSU Bakersfield	71 75	
									256 A	Nevada	72 70	
									256 H	Nevada	76 80	
									258 H	San Diego St.	84 67	
									268 A	Colorado St.	58 53	
									272 A	UC Santa Barbara	73 70	
									277 A	Utah St.	76 61	
									302 A	UC Irvine	77 79	
									307 H	Eastern Wash.	84 66	
									308 H	Sacramento St.	73 67	
									313 A	Air Force	68 60	
LAST 10 Division I												
			256 H	Nevada	76 80		176 H	UNLV	62 60			
			205 A	Wyoming	45 80		268 A	Colorado St.	58 53			
			124 H	Boise St.	74 61		256 A	Nevada	72 70			
			313 A	Air Force	68 60		63 H	Fresno St.	76 85			
			194 H	New Mexico	89 85		194 A	New Mexico	81 80			

Non-Div I Games: La Verne 128 62

San Jose St.

Santa Clara

Through Games Of Feb. 8, 2020

Average RPI Win: 184	WON-LOST	WINNING	LAST 10	STRENGTH OF	OPP. STRENGTH	TEAM	ADJ.	CONF.	ADJ CONF.
Average RPI Loss: 145	RECORD	PCT. RANK	GAMES	SCHEDULE	OF SCHEDULE	RPI	RPI	RPI	RPI
DIV. I ONLY	8- 14	257	2-8	114	129	206	206	11	11
DIV. I NON-CONF.	5- 5	164	0	57	167	93	93	11	11
TOTALS	RPI 1-25	RPI 26-50	W-L RECORDS	RPI 51-100	RPI 101-150	RPI 150+			
8- 14	0- 3	0- 0	OVERALL	1- 1	1- 3	6- 7			
4- 6	0- 1	0- 0	HOME	1- 0	1- 1	2- 4			
3- 7	0- 2	0- 0	AWAY	0- 1	0- 2	3- 2			
1- 1	0- 0	0- 0	NEUTRAL	0- 0	0- 0	1- 1			
5- 5	0- 2	0- 0	NON-CONFERENCE	1- 0	0- 1	4- 2			
2- 1	0- 0	0- 0	HOME	1- 0	0- 0	1- 1			
2- 3	0- 2	0- 0	AWAY	0- 0	0- 1	2- 0			
1- 1	0- 0	0- 0	NEUTRAL	0- 0	0- 0	1- 1			
3- 9	0- 1	0- 0	CONFERENCE	0- 1	1- 2	2- 5			
2- 5	0- 1	0- 0	HOME	0- 0	1- 1	1- 3			
1- 4	0- 0	0- 0	AWAY	0- 1	0- 1	1- 2			
0- 0	0- 0	0- 0	NEUTRAL	0- 0	0- 0	0- 0			

RPI 1-25				RPI 26-50				RPI 51-100				RPI 101+ Team's RPI: 206			
RPI	S	Opponent	Score	RPI	S	Opponent	Score	RPI	S	Opponent	Score	RPI	S	Opponent	Score
5	A	Missouri St.	64 71					63	H	Fresno St.	90 66	107	H	Pacific	75 65
12	H	Gonzaga	52 67					72	A	BYU	48 71	121	A	San Diego	47 50
24	A	Arizona	52 65									134	A	California	65 69
												142	H	Portland	77 80
												152	H	San Jose St.	89 81
												158	H	Saint Mary's (CA)	87 95
												160	A	UC Davis	62 61
												174	N	Montana	68 58
												187	A	Pepperdine	71 79
												187	H	Pepperdine	61 79
												197	N	Delaware	80 81
												244	A	San Francisco	80 72
												244	H	San Francisco	66 72
												264	H	Long Beach St.	46 54
												281	A	LMU (CA)	59 75
												281	H	LMU (CA)	76 60
												287	A	CSUN	76 55
LAST 10 Division I															
187	H	Pepperdine	61 79	142	H	Portland	77 80								
281	H	LMU (CA)	76 60	12	H	Gonzaga	52 67								
244	H	San Francisco	66 72	281	A	LMU (CA)	59 75								
72	A	BYU	48 71	187	A	Pepperdine	71 79								
121	A	San Diego	47 50	244	A	San Francisco	80 72								

Non-Div I Games: UC Santa Cruz 109 51

Santa Clara

Loss, Non-Conf, S Site, H Home A Away N Neutral

Average RPI Win:	295	WON-LOST	WINNING	LAST 10	STRENGTH OF	OPP. STRENGTH	TEAM	ADJ.	CONF.	ADJ CONF.
Average RPI Loss:	222	RECORD	PCT. RANK	GAMES	SCHEDULE	OF SCHEDULE	RPI	RPI	RPI	RPI
DIV. I ONLY	7- 12	252	4-6	329	346	310	310	31	31	
DIV. I NON-CONF.	3- 7	252	0-1	264	315	299	299	32	32	
TOTALS	RPI 1-25	RPI 26-50	W-L RECORDS	RPI 51-100	RPI 101-150	RPI 150+				
7- 12	0- 0	0- 0	OVERALL	0- 1	0- 2	7- 9				
5- 4	0- 0	0- 0	HOME	0- 1	0- 1	5- 2				
2- 8	0- 0	0- 0	AWAY	0- 0	0- 1	2- 7				
0- 0	0- 0	0- 0	NEUTRAL	0- 0	0- 0	0- 0				
3- 7	0- 0	0- 0	NON-CONFERENCE	0- 1	0- 2	3- 4				
2- 2	0- 0	0- 0	HOME	0- 1	0- 1	2- 0				
1- 5	0- 0	0- 0	AWAY	0- 0	0- 1	1- 4				
0- 0	0- 0	0- 0	NEUTRAL	0- 0	0- 0	0- 0				
4- 5	0- 0	0- 0	CONFERENCE	0- 0	0- 0	4- 5				
3- 2	0- 0	0- 0	HOME	0- 0	0- 0	3- 2				
1- 3	0- 0	0- 0	AWAY	0- 0	0- 0	1- 3				
0- 0	0- 0	0- 0	NEUTRAL	0- 0	0- 0	0- 0				

RPI 1-25				RPI 26-50				RPI 51-100				RPI 101+				Team's RPI: 310	
RPI	S	Opponent	Score	RPI	S	Opponent	Score	RPI	S	Opponent	Score	RPI	S	Opponent	Score		
								91	H	Montana St.	65	73	126	H	Idaho	84	90
												139	A	Washington	46	78	
												185	A	Northern Ariz.	80	88	
												200	A	Idaho St.	48	73	
												212	H	CSU Bakersfield	63	57	
												219	H	UMKC	65	76	
												232	A	Cal St. Fullerton	63	81	
												236	H	Grand Canyon	48	56	
												264	H	Long Beach St.	66	54	
												277	A	Utah St.	63	70	
												290	A	California Baptist	83	49	
												306	A	UTRGV	81	85	
												308	H	Sacramento St.	88	84	
												312	A	Cal Poly	72	49	
												321	A	New Mexico St.	65	83	
												326	A	Utah Valley	58	70	
												326	H	Utah Valley	82	80	
												350	H	Chicago St.	80	51	
LAST 10 Division I																	
326	H	Utah Valley	82	80	306	A	UTRGV	81	85								
290	A	California Baptist	83	49	326	A	Utah Valley	58	70								
212	H	CSU Bakersfield	63	57	350	H	Chicago St.	80	51								
236	H	Grand Canyon	48	56	219	H	UMKC	65	76								
321	A	New Mexico St.	65	83	232	A	Cal St. Fullerton	63	81								

Non-Div I Games: Warner Pacific 89 47 Saint Martin's 91 81 Central Wash. 75 65

Seattle U

Loss, Non-Conf, S Site, H Home A Away N Neutral

Average RPI Win:	163	WON-LOST	WINNING	LAST 10	STRENGTH OF	OPP. STRENGTH	TEAM	ADJ.	CONF.	ADJ CONF.
Average RPI Loss:	56	RECORD	PCT. RANK	GAMES	SCHEDULE	OF SCHEDULE	RPI	RPI	RPI	RPI
DIV. I ONLY	15- 8	83	6-4	63	72	64	64	6	6	
DIV. I NON-CONF.	7- 4	100	0	50	121	71	71	6	6	
TOTALS	RPI 1-25	RPI 26-50	W-L RECORDS	RPI 51-100	RPI 101-150	RPI 150+				
15- 8	0- 3	2- 1	OVERALL	1- 3	4- 1	8- 0				
8- 4	0- 2	2- 0	HOME	0- 2	2- 0	4- 0				
5- 3	0- 1	0- 1	AWAY	1- 0	1- 1	3- 0				
2- 1	0- 0	0- 0	NEUTRAL	0- 1	1- 0	1- 0				
7- 4	0- 2	0- 0	NON-CONFERENCE	0- 1	2- 1	5- 0				
4- 2	0- 2	0- 0	HOME	0- 0	1- 0	3- 0				
1- 1	0- 0	0- 0	AWAY	0- 0	0- 1	1- 0				
2- 1	0- 0	0- 0	NEUTRAL	0- 1	1- 0	1- 0				
8- 4	0- 1	2- 1	CONFERENCE	1- 2	2- 0	3- 0				
4- 2	0- 0	2- 0	HOME	0- 2	1- 0	1- 0				
4- 2	0- 1	0- 1	AWAY	1- 0	1- 0	2- 0				
0- 0	0- 0	0- 0	NEUTRAL	0- 0	0- 0	0- 0				

RPI 1-25				RPI 26-50				RPI 51-100 Team's RPI: 64				RPI 101+			
RPI	S	Opponent	Score	RPI	S	Opponent	Score	RPI	S	Opponent	Score	RPI	S	Opponent	Score
8	H	UConn	78 92	31	H	Creighton	82 70	56	H	St. John's (NY)	66 82	102	H	VCU	53 33
19	H	Princeton	76 78	36	A	Marquette	60 81	88	N	Georgia Tech	54 79	103	A	Butler	67 62
20	A	DePaul	68 85	36	H	Marquette	72 60	92	A	Villanova	65 63	104	N	Vanderbilt	69 65
								92	H	Villanova	55 61	125	A	Lehigh	68 75
												141	H	Providence	97 55
												156	H	Lafayette	74 50
												209	N	Saint Joseph's	55 39
												220	H	Fairfield	74 44
												226	A	Iona	89 37
												241	A	Georgetown	61 47
												241	H	Georgetown	79 60
												245	A	Xavier	83 61
												292	H	Sacred Heart	95 69
LAST 10 Division I															
36	H	Marquette	72 60	31	H	Creighton	82 70								
92	A	Villanova	65 63	36	A	Marquette	60 81								
241	A	Georgetown	61 47	20	A	DePaul	68 85								
56	H	St. John's (NY)	66 82	241	H	Georgetown	79 60								
141	H	Providence	97 55	92	H	Villanova	55 61								

Non-Div I Games:

Seton Hall

■ Loss,
■ Non-Conf,
■ S Site,
■ H Home
■ A Away
N Neutral

Average RPI Win: 280		WON-LOST	WINNING	LAST 10	STRENGTH OF	OPP. STRENGTH	TEAM	ADJ.	CONF.	ADJ CONF.
Average RPI Loss: 187		RECORD	PCT. RANK	GAMES	SCHEDULE	OF SCHEDULE	RPI	RPI	RPI	RPI
DIV. I ONLY		8- 13	241	6-4	253	337	274	274	24	24
DIV. I NON-CONF.		2- 7	288	0	103	345	285	285	25	25
TOTALS	RPI 1-25	RPI 26-50		W-L RECORDS		RPI 51-100	RPI 101-150	RPI 150+		
8- 13	0- 0	0- 0		OVERALL		0- 4	0- 1	8- 8		
5- 4	0- 0	0- 0		HOME		0- 0	0- 0	5- 4		
3- 9	0- 0	0- 0		AWAY		0- 4	0- 1	3- 4		
0- 0	0- 0	0- 0		NEUTRAL		0- 0	0- 0	0- 0		
2- 7	0- 0	0- 0		NON-CONFERENCE		0- 3	0- 1	2- 3		
2- 1	0- 0	0- 0		HOME		0- 0	0- 0	2- 1		
0- 6	0- 0	0- 0		AWAY		0- 3	0- 1	0- 2		
0- 0	0- 0	0- 0		NEUTRAL		0- 0	0- 0	0- 0		
6- 6	0- 0	0- 0		CONFERENCE		0- 1	0- 0	6- 5		
3- 3	0- 0	0- 0		HOME		0- 0	0- 0	3- 3		
3- 3	0- 0	0- 0		AWAY		0- 1	0- 0	3- 2		
0- 0	0- 0	0- 0		NEUTRAL		0- 0	0- 0	0- 0		

RPI 1-25				RPI 26-50				RPI 51-100				RPI 101+				Team's RPI: 274	
RPI	S	Opponent	Score	RPI	S	Opponent	Score	RPI	S	Opponent	Score	RPI	S	Opponent	Score		
								84	A	Colgate	51 88	148	A	Massachusetts	55 61		
								85	A	Penn	44 92	179	A	Quinnipiac	68 60		
								97	A	Rider	66 70	179	H	Quinnipiac	52 66		
								98	A	Harvard	51 68	181	A	Fla. Atlantic	39 83		
												191	H	Binghamton	62 89		
												220	H	Fairfield	35 65		
												230	A	Manhattan	59 49		
												230	H	Manhattan	50 80		
												269	A	Niagara	61 68		
												269	H	Niagara	59 54		
												284	H	Monmouth	51 39		
												292	H	Sacred Heart	68 57		
												309	H	Albany (NY)	52 46		
												324	A	Fairleigh Dickinson	58 67		
												329	A	Saint Peter's	83 87		
												339	A	Canisius	68 63		
												339	H	Canisius	72 43		
LAST 10 Division I																	
				179	A	Quinnipiac	68 60	97	A	Rider	66 70						
				230	A	Manhattan	59 49	230	H	Manhattan	50 80						
				339	H	Canisius	72 43	339	A	Canisius	68 63						
				269	H	Niagara	59 54	269	A	Niagara	61 68						
				284	H	Monmouth	51 39	329	A	Saint Peter's	83 87						

Non-Div I Games:

Siena

Loss, Non-Conf, S Site, H Home A Away N Neutral

South Alabama

Through Games Of Feb. 8. 2020

Average RPI Win:	262	WON-LOST	WINNING	LAST 10	STRENGTH OF	OPP. STRENGTH	TEAM	ADJ.	CONF.	ADJ CONF.
Average RPI Loss:	132	RECORD	PCT. RANK	GAMES	SCHEDULE	OF SCHEDULE	RPI	RPI	RPI	RPI
DIV. I ONLY	10- 11	193	6-4	242	203	234	234	21	21	
DIV. I NON-CONF.	3- 7	252	0	227	88	280	280	19	19	
TOTALS	RPI 1-25	RPI 26-50	W-L RECORDS	RPI 51-100	RPI 101-150	RPI 150+				
10- 11	0- 0	0- 1	OVERALL	0- 3	2- 3	8- 4				
6- 6	0- 0	0- 1	HOME	0- 2	1- 2	5- 1				
4- 5	0- 0	0- 0	AWAY	0- 1	1- 1	3- 3				
0- 0	0- 0	0- 0	NEUTRAL	0- 0	0- 0	0- 0				
3- 7	0- 0	0- 1	NON-CONFERENCE	0- 1	2- 2	1- 3				
2- 4	0- 0	0- 1	HOME	0- 1	1- 1	1- 1				
1- 3	0- 0	0- 0	AWAY	0- 0	1- 1	0- 2				
0- 0	0- 0	0- 0	NEUTRAL	0- 0	0- 0	0- 0				
7- 4	0- 0	0- 0	CONFERENCE	0- 2	0- 1	7- 1				
4- 2	0- 0	0- 0	HOME	0- 1	0- 1	4- 0				
3- 2	0- 0	0- 0	AWAY	0- 1	0- 0	3- 1				
0- 0	0- 0	0- 0	NEUTRAL	0- 0	0- 0	0- 0				

RPI 1-25				RPI 26-50				RPI 51-100				RPI 101+				Team's RPI: 234	
RPI	S	Opponent	Score	RPI	S	Opponent	Score	RPI	S	Opponent	Score	RPI	S	Opponent	Score		
				47	H	Rutgers	56 77	61	A	Troy	68 85	110	A	UAB	61 77		
								65	H	Alabama	62 74	114	H	A&M-Corpus Christi	83 82		
								100	H	Coastal Caro.	62 71	120	H	Auburn	62 82		
												127	H	UT Arlington	45 68		
												145	A	Tulane	62 53		
												166	H	Miami (OH)	73 76		
												168	A	Louisiana	68 73		
												168	H	Louisiana	78 63		
												216	A	Southern Miss.	55 62		
												252	H	Appalachian St.	81 66		
												269	A	ETSU	60 65		
												295	H	Texas St.	78 76		
												298	A	Ga. Southern	71 65		
												316	A	Georgia St.	81 64		
												340	H	Tennessee St.	70 48		
												345	A	La.-Monroe	73 39		
												345	H	La.-Monroe	72 63		
LAST 10 Division I																	
				345	A	La.-Monroe	73 39	298	A	Ga. Southern	71 65						
				168	H	Louisiana	78 63	316	A	Georgia St.	81 64						
				61	A	Troy	68 85	345	H	La.-Monroe	72 63						
				295	H	Texas St.	78 76	168	A	Louisiana	68 73						
				127	H	UT Arlington	45 68	100	H	Coastal Caro.	62 71						

Non-Div I Games: William Carey 68 52 Mobile 103 59

South Alabama

Loss, Non-Conf, S Site, H Home A Away N Neutral

South Carolina

Through Games Of Feb. 8. 2020

Average RPI Win:	104	WON-LOST	WINNING	LAST 10	STRENGTH OF	OPP. STRENGTH	TEAM	ADJ.	CONF.	ADJ CONF.
Average RPI Loss:	15	RECORD	PCT. RANK	GAMES	SCHEDULE	OF SCHEDULE	RPI	RPI	RPI	RPI
DIV. I ONLY	22- 1	1	10-0	12	10	2	2	4	4	
DIV. I NON-CONF.	12- 1	9	0	45	7	7	7	5	5	
TOTALS	RPI 1-25	RPI 26-50	W-L RECORDS	RPI 51-100	RPI 101-150	RPI 150+				
22- 1	3- 1	7- 0	OVERALL	5- 0	2- 0	5- 0				
10- 0	1- 0	6- 0	HOME	0- 0	0- 0	3- 0				
10- 0	1- 0	1- 0	AWAY	4- 0	2- 0	2- 0				
2- 1	1- 1	0- 0	NEUTRAL	1- 0	0- 0	0- 0				
12- 1	2- 1	3- 0	NON-CONFERENCE	3- 0	0- 0	4- 0				
6- 0	0- 0	3- 0	HOME	0- 0	0- 0	3- 0				
4- 0	1- 0	0- 0	AWAY	2- 0	0- 0	1- 0				
2- 1	1- 1	0- 0	NEUTRAL	1- 0	0- 0	0- 0				
10- 0	1- 0	4- 0	CONFERENCE	2- 0	2- 0	1- 0				
4- 0	1- 0	3- 0	HOME	0- 0	0- 0	0- 0				
6- 0	0- 0	1- 0	AWAY	2- 0	2- 0	1- 0				
0- 0	0- 0	0- 0	NEUTRAL	0- 0	0- 0	0- 0				

RPI	S	Opponent	Score	RPI	S	Opponent	Score	RPI	S	Opponent	Score	RPI	S	Opponent	Score
3	A	Maryland	63 54	26	H	Kentucky	99 72	65	A	Alabama	93 78	104	A	Vanderbilt	93 57
9	N	Baylor	74 59	33	H	Purdue	85 49	68	A	Dayton	75 49	131	A	Missouri	78 45
13	H	Mississippi St.	81 79	39	H	Duke	89 46	69	A	Temple	78 71	186	A	Clemson	84 48
15	N	Indiana	57 71	41	A	Arkansas	86 65	86	N	Washington St.	68 53	252	H	Appalachian St.	92 50
				41	H	Arkansas	91 82	89	A	Georgia	88 53	278	A	Ole Miss	87 32
				44	H	South Dakota	73 60					331	H	Alabama St.	103 43
				45	H	Tennessee	69 48					337	H	USC Upstate	112 32
LAST 10 Division I															
				41	A	Arkansas	86 65	131	A	Missouri	78 45				
				45	H	Tennessee	69 48	104	A	Vanderbilt	93 57				
				278	A	Ole Miss	87 32	41	H	Arkansas	91 82				
				89	A	Georgia	88 53	65	A	Alabama	93 78				
				13	H	Mississippi St.	81 79	26	H	Kentucky	99 72				

Non-Div I Games:

South Carolina

Loss, Non-Conf, S Site, H Home A Away N Neutral

South Carolina St.

Through Games Of Feb. 8, 2020

Average RPI Win:	333	WON-LOST	WINNING	LAST 10	STRENGTH OF	OPP. STRENGTH	TEAM	ADJ.	CONF.	ADJ CONF.
Average RPI Loss:	237	RECORD	PCT. RANK	GAMES	SCHEDULE	OF SCHEDULE	RPI	RPI	RPI	RPI
DIV. I ONLY	3- 19	330	2-8	341	349	346	346	29	29	
DIV. I NON-CONF.	1- 12	335	0-1	322	346	347	347	29	29	
TOTALS	RPI 1-25	RPI 26-50	W-L RECORDS	RPI 51-100	RPI 101-150	RPI 150+				
3- 19	0- 0	0- 0	OVERALL	0- 1	0- 2	3- 16				
1- 7	0- 0	0- 0	HOME	0- 0	0- 1	1- 6				
2- 11	0- 0	0- 0	AWAY	0- 1	0- 1	2- 9				
0- 1	0- 0	0- 0	NEUTRAL	0- 0	0- 0	0- 1				
1- 12	0- 0	0- 0	NON-CONFERENCE	0- 1	0- 0	1- 11				
0- 5	0- 0	0- 0	HOME	0- 0	0- 0	0- 5				
1- 6	0- 0	0- 0	AWAY	0- 1	0- 0	1- 5				
0- 1	0- 0	0- 0	NEUTRAL	0- 0	0- 0	0- 1				
2- 7	0- 0	0- 0	CONFERENCE	0- 0	0- 2	2- 5				
1- 2	0- 0	0- 0	HOME	0- 0	0- 1	1- 1				
1- 5	0- 0	0- 0	AWAY	0- 0	0- 1	1- 4				
0- 0	0- 0	0- 0	NEUTRAL	0- 0	0- 0	0- 0				

RPI S	Opponent	Score	RPI S	Opponent	Score	RPI S	Opponent	Score	RPI S	Opponent	Score	Team's RPI: 346
						100 A	Coastal Caro.	44 85	129 H	Bethune-Cookman	55 66	
									132 A	N.C. A&T	55 66	
									154 N	North Ala.	46 99	
									171 A	Norfolk St.	42 76	
									176 A	UNLV	57 66	
									213 H	Radford	45 60	
									218 H	North Dakota	53 95	
									243 A	UNC Asheville	51 82	
									246 H	Col. of Charleston	55 76	
									255 A	Morgan St.	47 77	
									261 A	UNCW	46 84	
									267 A	Howard	47 78	
									303 H	Presbyterian	49 70	
									315 H	UMES	60 55	
									316 A	Georgia St.	52 77	
									317 H	Mercer	55 66	
									320 A	N.C. Central	49 90	
									337 A	USC Upstate	47 58	
									341 A	Charleston So.	81 75	
									343 A	Coppin St.	71 60	
									347 H	Florida A&M	39 44	
LAST 10 Division I												
132 A	N.C. A&T	55 66	347 H	Florida A&M	39 44							
320 A	N.C. Central	49 90	267 A	Howard	47 78							
129 H	Bethune-Cookman	55 66	255 A	Morgan St.	47 77							
171 A	Norfolk St.	42 76	343 A	Coppin St.	71 60							
315 H	UMES	60 55	100 A	Coastal Caro.	44 85							

Non-Div I Games:

South Carolina St.

Loss, Non-Conf, S Site, H Home A Away N Neutral

South Dakota

Through Games Of Feb. 8, 2020

Average RPI Win:	195	WON-LOST	WINNING	LAST 10	STRENGTH OF	OPP. STRENGTH	TEAM	ADJ.	CONF.	ADJ CONF.
Average RPI Loss:	4	RECORD	PCT. RANK	GAMES	SCHEDULE	OF SCHEDULE	RPI	RPI	RPI	RPI
DIV. I ONLY	20- 2	9	10-0	245	70	44	44	19	19	
DIV. I NON-CONF.	10- 2	29	0	91	2	21	21	18	18	
TOTALS	RPI 1-25	RPI 26-50	W-L RECORDS	RPI 51-100	RPI 101-150	RPI 150+				
20- 2	1- 2	2- 0	OVERALL	2- 0	3- 0	12- 0				
10- 1	1- 1	1- 0	HOME	1- 0	1- 0	6- 0				
8- 1	0- 1	0- 0	AWAY	1- 0	2- 0	5- 0				
2- 0	0- 0	1- 0	NEUTRAL	0- 0	0- 0	1- 0				
10- 2	1- 2	2- 0	NON-CONFERENCE	1- 0	3- 0	3- 0				
5- 1	1- 1	1- 0	HOME	0- 0	1- 0	2- 0				
3- 1	0- 1	0- 0	AWAY	1- 0	2- 0	0- 0				
2- 0	0- 0	1- 0	NEUTRAL	0- 0	0- 0	1- 0				
10- 0	0- 0	0- 0	CONFERENCE	1- 0	0- 0	9- 0				
5- 0	0- 0	0- 0	HOME	1- 0	0- 0	4- 0				
5- 0	0- 0	0- 0	AWAY	0- 0	0- 0	5- 0				
0- 0	0- 0	0- 0	NEUTRAL	0- 0	0- 0	0- 0				

RPI 1-25				RPI 26-50				Team's RPI: 44				RPI 51-100				RPI 101+			
RPI	S	Opponent	Score	RPI	S	Opponent	Score	RPI	S	Opponent	Score	RPI	S	Opponent	Score	RPI	S	Opponent	Score
2	A	South Carolina	60 73	28	N	Ohio St.	68 53	70	H	South Dakota St.	83 48	131	H	Missouri	72 56				
5	H	Missouri St.	66 74	31	H	Creighton	72 65	96	A	Utah	84 81	137	A	Green Bay	66 60				
25	H	Drake	102 94									138	A	Northeastern	80 76				
												169	N	Northern Ill.	91 48				
												174	H	Montana	96 64				
												207	A	Western Ill.	96 65				
												222	H	Oral Roberts	79 56				
												279	A	North Dakota St.	80 36				
												293	A	Denver	92 60				
												293	H	Denver	104 61				
												304	A	Omaha	71 39				
												304	H	Omaha	77 44				
												330	A	Purdue Fort Wayne	62 41				
												330	H	Purdue Fort Wayne	79 25				
												343	H	Coppin St.	82 44				
LAST 10 Division I																			
293	A	Denver	92 60	279	A	North Dakota St.	80 36												
304	A	Omaha	71 39	304	H	Omaha	77 44												
222	H	Oral Roberts	79 56	293	H	Denver	104 61												
330	H	Purdue Fort Wayne	79 25	330	A	Purdue Fort Wayne	62 41												
70	H	South Dakota St.	83 48	207	A	Western Ill.	96 65												

Non-Div I Games: Mt. Marty 110 39

South Dakota

Loss, Non-Conf, S Site, H Home A Away N Neutral

Average RPI Win:	221	WON-LOST	WINNING	LAST 10	STRENGTH OF	OPP. STRENGTH	TEAM	ADJ.	CONF.	ADJ CONF.
Average RPI Loss:	26	RECORD	PCT. RANK	GAMES	SCHEDULE	OF SCHEDULE	RPI	RPI	RPI	RPI
DIV. I ONLY	17- 7	59	9-1	130	96	70	70	19	19	
DIV. I NON-CONF.	7- 6	161	0	47	5	75	75	18	18	
TOTALS	RPI 1-25	RPI 26-50	W-L RECORDS	RPI 51-100	RPI 101-150	RPI 150+				
17- 7	0- 3	0- 4	OVERALL	3- 0	1- 0	13- 0				
9- 2	0- 1	0- 1	HOME	1- 0	0- 0	8- 0				
6- 4	0- 2	0- 2	AWAY	0- 0	1- 0	5- 0				
2- 1	0- 0	0- 1	NEUTRAL	2- 0	0- 0	0- 0				
7- 6	0- 3	0- 3	NON-CONFERENCE	3- 0	1- 0	3- 0				
4- 2	0- 1	0- 1	HOME	1- 0	0- 0	3- 0				
1- 3	0- 2	0- 1	AWAY	0- 0	1- 0	0- 0				
2- 1	0- 0	0- 1	NEUTRAL	2- 0	0- 0	0- 0				
10- 1	0- 0	0- 1	CONFERENCE	0- 0	0- 0	10- 0				
5- 0	0- 0	0- 0	HOME	0- 0	0- 0	5- 0				
5- 1	0- 0	0- 1	AWAY	0- 0	0- 0	5- 0				
0- 0	0- 0	0- 0	NEUTRAL	0- 0	0- 0	0- 0				

RPI 1-25				RPI 26-50				RPI 51-100 Team's RPI: 70				RPI 101+			
RPI	S	Opponent	Score	RPI	S	Opponent	Score	RPI	S	Opponent	Score	RPI	S	Opponent	Score
1	A	Oregon	56 95	27	N	FGCU	70 71	75	N	South Fla.	61 50	137	A	Green Bay	60 55
18	H	Central Mich.	74 79	31	A	Creighton	48 61	91	H	Montana St.	60 50	205	H	Wyoming	67 40
25	A	Drake	67 74	36	H	Marquette	58 65	94	N	Notre Dame	65 59	207	A	Western Ill.	89 48
				44	A	South Dakota	48 83					207	H	Western Ill.	75 45
												218	H	North Dakota	99 64
												222	A	Oral Roberts	76 61
												222	H	Oral Roberts	58 44
												231	H	Chattanooga	71 56
												279	H	North Dakota St.	60 52
												293	A	Denver	86 79
												304	A	Omaha	68 51
												304	H	Omaha	69 59
												330	A	Purdue Fort Wayne	100 69
												343	H	Coppin St.	94 41
LAST 10 Division I															
304	H	Omaha	69 59	218	H	North Dakota	99 64								
222	A	Oral Roberts	76 61	330	A	Purdue Fort Wayne	100 69								
207	A	Western Ill.	89 48	293	A	Denver	86 79								
279	H	North Dakota St.	60 52	207	H	Western Ill.	75 45								
44	A	South Dakota	48 83	222	H	Oral Roberts	58 44								

Non-Div I Games: Dakota Wesleyan 77 46

South Dakota St.

Average RPI Win:	177	WON-LOST	WINNING	LAST 10	STRENGTH OF	OPP. STRENGTH	TEAM	ADJ.	CONF.	ADJ CONF.
Average RPI Loss:	66	RECORD	PCT. RANK	GAMES	SCHEDULE	OF SCHEDULE	RPI	RPI	RPI	RPI
DIV. I ONLY	13- 9	112	6-4	34	110	75	75	9	9	
DIV. I NON-CONF.	8- 6	138	1-1	27	172	94	94	9	9	
TOTALS	RPI 1-25	RPI 26-50	W-L RECORDS	RPI 51-100	RPI 101-150	RPI 150+				
13- 9	0- 2	1- 1	OVERALL	1- 5	4- 0	7- 1				
11- 1	0- 0	1- 0	HOME	1- 1	3- 0	6- 0				
2- 4	0- 1	0- 0	AWAY	0- 2	1- 0	1- 1				
0- 4	0- 1	0- 1	NEUTRAL	0- 2	0- 0	0- 0				
8- 6	0- 2	1- 1	NON-CONFERENCE	0- 2	2- 0	5- 1				
8- 0	0- 0	1- 0	HOME	0- 0	2- 0	5- 0				
0- 2	0- 1	0- 0	AWAY	0- 0	0- 0	0- 1				
0- 4	0- 1	0- 1	NEUTRAL	0- 2	0- 0	0- 0				
5- 3	0- 0	0- 0	CONFERENCE	1- 3	2- 0	2- 0				
3- 1	0- 0	0- 0	HOME	1- 1	1- 0	1- 0				
2- 2	0- 0	0- 0	AWAY	0- 2	1- 0	1- 0				
0- 0	0- 0	0- 0	NEUTRAL	0- 0	0- 0	0- 0				

RPI 1-25				RPI 26-50				RPI 51-100				Team's RPI: 75	RPI 101+			
RPI	S	Opponent	Score	RPI	S	Opponent	Score	RPI	S	Opponent	Score		RPI	S	Opponent	Score
9	A	Baylor	46 58	27	N	FGCU	77 81	54	H	UCF	57 64		102	H	VCU	77 55
13	N	Mississippi St.	61 86	34	H	Texas	64 57	69	A	Temple	66 69		126	H	Idaho	67 64
								70	N	South Dakota St.	50 61		145	H	Tulane	63 56
								83	A	Cincinnati	55 60		146	A	Wichita St.	56 50
								83	H	Cincinnati	76 68		155	H	Houston	74 45
								94	N	Notre Dame	51 67		176	A	UNLV	51 61
													184	H	Jacksonville	70 39
													214	H	Brown	70 60
													248	A	Tulsa	68 52
													263	H	Saint Francis (PA)	62 23
													267	H	Howard	82 53
													331	H	Alabama St.	80 29
LAST 10 Division I																
				83	A	Cincinnati	55 60	69	A	Temple	66 69					
				155	H	Houston	74 45	248	A	Tulsa	68 52					
				145	H	Tulane	63 56	83	H	Cincinnati	76 68					
				146	A	Wichita St.	56 50	214	H	Brown	70 60					
				54	H	UCF	57 64	176	A	UNLV	51 61					

Non-Div I Games:

South Fla.

Average RPI Win: 253		WON-LOST	WINNING	LAST 10	STRENGTH OF		OPP. STRENGTH	TEAM	ADJ.	CONF.	ADJ CONF.
Average RPI Loss: 151		RECORD	PCT. RANK	GAMES	SCHEDULE		OF SCHEDULE	RPI	RPI	RPI	RPI
DIV. I ONLY		16- 5	40	9-1	332		243	130	130	20	20
DIV. I NON-CONF.		6- 3	90	0	341		170	165	165	24	24
TOTALS		RPI 1-25	RPI 26-50		W-L RECORDS		RPI 51-100	RPI 101-150		RPI 150+	
16- 5	0- 0	0- 0		OVERALL		1- 2	0- 0		15- 3		
7- 1	0- 0	0- 0		HOME		1- 1	0- 0		6- 0		
9- 4	0- 0	0- 0		AWAY		0- 1	0- 0		9- 3		
0- 0	0- 0	0- 0		NEUTRAL		0- 0	0- 0		0- 0		
6- 3	0- 0	0- 0		NON-CONFERENCE		1- 1	0- 0		5- 2		
2- 0	0- 0	0- 0		HOME		1- 0	0- 0		1- 0		
4- 3	0- 0	0- 0		AWAY		0- 1	0- 0		4- 2		
0- 0	0- 0	0- 0		NEUTRAL		0- 0	0- 0		0- 0		
10- 2	0- 0	0- 0		CONFERENCE		0- 1	0- 0		10- 1		
5- 1	0- 0	0- 0		HOME		0- 1	0- 0		5- 0		
5- 1	0- 0	0- 0		AWAY		0- 0	0- 0		5- 1		
0- 0	0- 0	0- 0		NEUTRAL		0- 0	0- 0		0- 0		

RPI 1-25				RPI 26-50				RPI 51-100				RPI 101+				Team's RPI: 130	
RPI	S	Opponent	Score	RPI	S	Opponent	Score	RPI	S	Opponent	Score	RPI	S	Opponent	Score		
								58	H	Belmont	45	57	161	A	Eastern Mich.	64	69
								78	H	Southern Ill.	79	65	162	H	Tennessee Tech	87	72
								90	A	Saint Louis	61	76	193	A	Austin Peay	79	66
													193	H	Austin Peay	81	43
													207	A	Western Ill.	91	97
													221	A	Eastern Ill.	77	65
													239	A	Murray St.	62	70
													239	H	Murray St.	88	73
													240	A	Arkansas St.	79	67
													249	A	Morehead St.	67	61
													272	A	Eastern Ky.	60	44
													278	A	Ole Miss	70	53
													282	A	Indiana St.	68	58
													299	H	Jacksonville St.	79	52
													327	H	Evansville	83	60
													330	A	Purdue Fort Wayne	58	48
													338	A	SIUE	66	56
													340	H	Tennessee St.	83	54
EAST 10 Division I																	
				162	H	Tennessee Tech	87	72	338	A	SIUE	66	56				
				299	H	Jacksonville St.	79	52	239	H	Murray St.	88	73				
				272	A	Eastern Ky.	60	44	193	H	Austin Peay	81	43				
				249	A	Morehead St.	67	61	340	H	Tennessee St.	83	54				
				221	A	Eastern Ill.	77	65	58	H	Belmont	45	57				

Non-Div I Games:	Harris-Stowe	106	64	Mo.-St. Louis	70	56
------------------	--------------	-----	----	---------------	----	----

Southeast Mo. St.

■ Loss, ■ Non-Conf, S Site, H Home A Away N Neutral

Average RPI Win:	252	WON-LOST	WINNING	LAST 10	STRENGTH OF	OPP. STRENGTH	TEAM	ADJ.	CONF.	ADJ CONF.
Average RPI Loss:	161	RECORD	PCT. RANK	GAMES	SCHEDULE	OF SCHEDULE	RPI	RPI	RPI	RPI
DIV. I ONLY	9- 11	211	6-4	248	261	223	223	23	23	
DIV. I NON-CONF.	2- 6	279	0	197	185	239	239	21	21	
TOTALS	RPI 1-25	RPI 26-50	W-L RECORDS	RPI 51-100	RPI 101-150	RPI 150+				
9- 11	0- 1	0- 0	OVERALL	0- 1	1- 2	8- 7				
5- 3	0- 0	0- 0	HOME	0- 0	1- 0	4- 3				
4- 8	0- 1	0- 0	AWAY	0- 1	0- 2	4- 4				
0- 0	0- 0	0- 0	NEUTRAL	0- 0	0- 0	0- 0				
2- 6	0- 1	0- 0	NON-CONFERENCE	0- 1	0- 0	2- 4				
1- 0	0- 0	0- 0	HOME	0- 0	0- 0	1- 0				
1- 6	0- 1	0- 0	AWAY	0- 1	0- 0	1- 4				
0- 0	0- 0	0- 0	NEUTRAL	0- 0	0- 0	0- 0				
7- 5	0- 0	0- 0	CONFERENCE	0- 0	1- 2	6- 3				
4- 3	0- 0	0- 0	HOME	0- 0	1- 0	3- 3				
3- 2	0- 0	0- 0	AWAY	0- 0	0- 2	3- 0				
0- 0	0- 0	0- 0	NEUTRAL	0- 0	0- 0	0- 0				

RPI 1-25				RPI 26-50				RPI 51-100				RPI 101+ Team's RPI: 223			
RPI	S	Opponent	Score	RPI	S	Opponent	Score	RPI	S	Opponent	Score	RPI	S	Opponent	Score
21	A	LSU	52 62					65	A	Alabama	50 87	106	A	SFA	51 77
												113	A	Abilene Christian	53 61
												114	H	A&M-Corpus Christi	48 44
												155	A	Houston	65 78
												157	H	Jackson St.	63 59
												167	H	New Orleans	73 57
												168	A	Louisiana	50 60
												170	H	Sam Houston St.	69 84
												210	H	Central Ark.	63 42
												216	A	Southern Miss.	54 62
												229	H	Lamar University	57 65
												242	A	Louisiana Tech	78 92
												286	H	Incarnate Word	58 44
												291	H	Nicholls St.	65 67
												323	A	Houston Baptist	69 59
												333	A	Northwestern St.	72 56
												334	A	McNeese	74 67
												345	A	La.-Monroe	65 52
LAST 10 Division I															
286	H	Incarnate Word	58 44	113	A	Abilene Christian	53 61								
167	H	New Orleans	73 57	291	H	Nicholls St.	65 67								
210	H	Central Ark.	63 42	170	H	Sam Houston St.	69 84								
333	A	Northwestern St.	72 56	114	H	A&M-Corpus Christi	48 44								
334	A	McNeese	74 67	106	A	SFA	51 77								

Non-Div I Games: LSU-Alexandria 89 67

Southeastern La.

■ Loss,
 ■ Non-Conf, S Site,
 ■ Home
 ■ Away
 N Neutral

Average RPI Win:	171	WON-LOST	WINNING	LAST 10	STRENGTH OF	OPP. STRENGTH	TEAM	ADJ.	CONF.	ADJ CONF.
Average RPI Loss:	62	RECORD	PCT. RANK	GAMES	SCHEDULE	OF SCHEDULE	RPI	RPI	RPI	RPI
DIV. I ONLY	12- 10	145	4-6	45	50	82	82	1	1	
DIV. I NON-CONF.	8- 3	68	0	194	159	104	104	1	1	
TOTALS	RPI 1-25	RPI 26-50	W-L RECORDS	RPI 51-100	RPI 101-150	RPI 150+				
12- 10	1- 4	1- 2	OVERALL	2- 3	2- 0	6- 1				
8- 3	1- 2	1- 1	HOME	1- 0	1- 0	4- 0				
3- 6	0- 2	0- 1	AWAY	0- 2	1- 0	2- 1				
1- 1	0- 0	0- 0	NEUTRAL	1- 1	0- 0	0- 0				
8- 3	0- 1	1- 0	NON-CONFERENCE	1- 1	0- 0	6- 1				
5- 1	0- 1	1- 0	HOME	0- 0	0- 0	4- 0				
2- 1	0- 0	0- 0	AWAY	0- 0	0- 0	2- 1				
1- 1	0- 0	0- 0	NEUTRAL	1- 1	0- 0	0- 0				
4- 7	1- 3	0- 2	CONFERENCE	1- 2	2- 0	0- 0				
3- 2	1- 1	0- 1	HOME	1- 0	1- 0	0- 0				
1- 5	0- 2	0- 1	AWAY	0- 2	1- 0	0- 0				
0- 0	0- 0	0- 0	NEUTRAL	0- 0	0- 0	0- 0				

RPI	S	Opponent	Score	RPI	S	Opponent	Score	RPI	S	Opponent	Score	RPI	S	Opponent	Score
4	A	UCLA	59 83	29	A	Arizona St.	75 76	57	A	Colorado	53 66	134	A	California	75 67
4	H	UCLA	70 68	29	H	Arizona St.	54 63	65	N	Alabama	60 57	139	H	Washington	81 78
16	H	Texas A&M	64 74	50	H	Virginia	59 49	66	N	Nebraska	54 67	176	H	UNLV	75 54
24	A	Arizona	57 73					86	H	Washington St.	74 63	256	H	Nevada	50 47
24	H	Arizona	57 65					96	A	Utah	65 67	264	H	Long Beach St.	57 40
												272	A	UC Santa Barbara	46 57
												287	A	CSUN	69 53
												288	A	UC Riverside	76 59
												306	H	UTRGV	80 43
LAST 10 Division I															
134	A	California	75 67	4	H	UCLA	70 68	96	A	Utah	65 67				
24	A	Arizona	57 73	57	A	Colorado	53 66	29	H	Arizona St.	54 63				
29	A	Arizona St.	75 76	24	H	Arizona	57 65								
139	H	Washington	81 78												
86	H	Washington St.	74 63												

Non-Div I Games:

Southern California

■ Loss,
 ■ Non-Conf,
 ■ S Site,
 ■ H Home
 ■ A Away
 N Neutral

Average RPI Win:	175	WON-LOST	WINNING	LAST 10	STRENGTH OF	OPP. STRENGTH	TEAM	ADJ.	CONF.	ADJ CONF.
Average RPI Loss:	83	RECORD	PCT. RANK	GAMES	SCHEDULE	OF SCHEDULE	RPI	RPI	RPI	RPI
DIV. I ONLY	13- 8	99	5-5	69	126	78	78	7	7	
DIV. I NON-CONF.	8- 3	68	0	108	258	61	61	7	7	
TOTALS	RPI 1-25	RPI 26-50	W-L RECORDS	RPI 51-100	RPI 101-150	RPI 150+				
13- 8	1- 2	1- 0	OVERALL	2- 3	0- 2	9- 1				
6- 4	1- 1	1- 0	HOME	2- 2	0- 0	2- 1				
6- 4	0- 1	0- 0	AWAY	0- 1	0- 2	6- 0				
1- 0	0- 0	0- 0	NEUTRAL	0- 0	0- 0	1- 0				
8- 3	0- 0	0- 0	NON-CONFERENCE	2- 1	0- 1	6- 1				
4- 1	0- 0	0- 0	HOME	2- 0	0- 0	2- 1				
3- 2	0- 0	0- 0	AWAY	0- 1	0- 1	3- 0				
1- 0	0- 0	0- 0	NEUTRAL	0- 0	0- 0	1- 0				
5- 5	1- 2	1- 0	CONFERENCE	0- 2	0- 1	3- 0				
2- 3	1- 1	1- 0	HOME	0- 2	0- 0	0- 0				
3- 2	0- 1	0- 0	AWAY	0- 0	0- 1	3- 0				
0- 0	0- 0	0- 0	NEUTRAL	0- 0	0- 0	0- 0				

RPI 1-25			RPI 26-50			RPI 51-100			Team's RPI: 78	RPI 101+		
RPI	S	Opponent	Score	RPI	S	Opponent	Score	RPI	S	Opponent	Score	
5	H	Missouri St.	70 68	42	H	Bradley	64 50	52	H	UNI	57 60	130 A Southeast Mo. St. 65 79
25	A	Drake	76 91					55	A	IUPUI	78 81	133 A Loyola Chicago 49 51
25	H	Drake	65 73					71	H	UT Martin	70 59	161 A Eastern Mich. 85 54
								80	H	Illinois St.	54 62	162 H Tennessee Tech 76 65
								90	H	Saint Louis	61 53	163 H Memphis 66 70
												169 A Northern Ill. 80 61
												182 A Valparaiso 67 51
												207 N Western Ill. 79 65
												239 H Murray St. 76 66
												282 A Indiana St. 78 55
												327 A Evansville 70 57
												338 A SIUE 103 67
LAST 10 Division I												
25	A	Drake	76 91	5	H	Missouri St.	70 68					
42	H	Bradley	64 50	25	H	Drake	65 73					
80	H	Illinois St.	54 62	52	H	UNI	57 60					
282	A	Indiana St.	78 55	133	A	Loyola Chicago	49 51					
327	A	Evansville	70 57	182	A	Valparaiso	67 51					

Non-Div I Games:

Southern Ill.

■ Loss,
 ■ Non-Conf,
 ■ S Site,
 ■ H Home
 ■ A Away
 N Neutral

Average RPI Win:	259	WON-LOST	WINNING	LAST 10	STRENGTH OF	OPP. STRENGTH	TEAM	ADJ.	CONF.	ADJ CONF.
Average RPI Loss:	106	RECORD	PCT. RANK	GAMES	SCHEDULE	OF SCHEDULE	RPI	RPI	RPI	RPI
DIV. I ONLY	9- 11	211	2-8	144	178	216	216	13	13	
DIV. I NON-CONF.	6- 3	90	0	263	282	168	168	14	14	
TOTALS	RPI 1-25	RPI 26-50	W-L RECORDS	RPI 51-100	RPI 101-150	RPI 150+				
9- 11	0- 1	0- 2	OVERALL	0- 3	1- 2	8- 3				
7- 6	0- 0	0- 1	HOME	0- 1	1- 2	6- 2				
2- 5	0- 1	0- 1	AWAY	0- 2	0- 0	2- 1				
0- 0	0- 0	0- 0	NEUTRAL	0- 0	0- 0	0- 0				
6- 3	0- 1	0- 0	NON-CONFERENCE	0- 0	1- 1	5- 1				
5- 1	0- 0	0- 0	HOME	0- 0	1- 1	4- 0				
1- 2	0- 1	0- 0	AWAY	0- 0	0- 0	1- 1				
0- 0	0- 0	0- 0	NEUTRAL	0- 0	0- 0	0- 0				
3- 8	0- 0	0- 2	CONFERENCE	0- 3	0- 1	3- 2				
2- 5	0- 0	0- 1	HOME	0- 1	0- 1	2- 2				
1- 3	0- 0	0- 1	AWAY	0- 2	0- 0	1- 0				
0- 0	0- 0	0- 0	NEUTRAL	0- 0	0- 0	0- 0				

RPI 1-25				RPI 26-50				RPI 51-100				RPI 101+ Team's RPI: 216			
RPI	S	Opponent	Score	RPI	S	Opponent	Score	RPI	S	Opponent	Score	RPI	S	Opponent	Score
13	A	Mississippi St.	58 91	30	H	Western Ky.	65 81	62	H	Middle Tenn.	69 77	102	H	VCU	51 39
				32	A	Old Dominion	50 67	76	A	Charlotte	59 63	110	H	UAB	68 74
								87	A	Rice	64 75	145	H	Tulane	58 62
												155	A	Houston	60 75
												211	H	UTEP	72 89
												223	H	Southeastern La.	62 54
												234	H	South Alabama	62 55
												242	H	Louisiana Tech	66 60
												247	H	Marshall	65 80
												260	A	North Texas	65 57
												278	H	Ole Miss	59 53
												300	H	UTSA	82 65
												345	A	La.-Monroe	57 42
												351	H	Mississippi Val.	84 80
LAST 10 Division I															
				30	H	Western Ky.	65 81	110	H	UAB	68 74				
				247	H	Marshall	65 80	87	A	Rice	64 75				
				76	A	Charlotte	59 63	260	A	North Texas	65 57				
				32	A	Old Dominion	50 67	300	H	UTSA	82 65				
				62	H	Middle Tenn.	69 77	211	H	UTEP	72 89				

Non-Div I Games: Faulkner 71 59 William Carey 77 47

Southern Miss.

■ Loss,
 ■ Non-Conf, S Site,
 ■ Home
 ■ Away
 N Neutral

Average RPI Win:	322	WON-LOST	WINNING	LAST 10	STRENGTH OF	OPP. STRENGTH	TEAM	ADJ.	CONF.	ADJ CONF.
Average RPI Loss:	99	RECORD	PCT. RANK	GAMES	SCHEDULE	OF SCHEDULE	RPI	RPI	RPI	RPI
DIV. I ONLY	8- 11	226	8-2	286	228	238	238	32	32	
DIV. I NON-CONF.	0- 9	338	0	49	9	277	277	30	30	
TOTALS	RPI 1-25	RPI 26-50	W-L RECORDS	RPI 51-100	RPI 101-150	RPI 150+				
8- 11	0- 0	0- 4	OVERALL	0- 3	0- 2	8- 2				
4- 1	0- 0	0- 0	HOME	0- 0	0- 0	4- 1				
4- 8	0- 0	0- 4	AWAY	0- 2	0- 2	4- 0				
0- 2	0- 0	0- 0	NEUTRAL	0- 1	0- 0	0- 1				
0- 9	0- 0	0- 4	NON-CONFERENCE	0- 3	0- 1	0- 1				
0- 0	0- 0	0- 0	HOME	0- 0	0- 0	0- 0				
0- 7	0- 0	0- 4	AWAY	0- 2	0- 1	0- 0				
0- 2	0- 0	0- 0	NEUTRAL	0- 1	0- 0	0- 1				
8- 2	0- 0	0- 0	CONFERENCE	0- 0	0- 1	8- 1				
4- 1	0- 0	0- 0	HOME	0- 0	0- 0	4- 1				
4- 1	0- 0	0- 0	AWAY	0- 0	0- 1	4- 0				
0- 0	0- 0	0- 0	NEUTRAL	0- 0	0- 0	0- 0				

RPI 1-25				RPI 26-50				RPI 51-100				RPI 101+				Team's RPI: 238	
RPI	S	Opponent	Score	RPI	S	Opponent	Score	RPI	S	Opponent	Score	RPI	S	Opponent	Score		
				34	A	Texas	39 93	66	A	Nebraska	39 73	115	A	Texas Southern	56 61		
				47	A	Rutgers	58 78	86	N	Washington St.	54 69	146	A	Wichita St.	63 69		
				48	A	Iowa St.	36 69	95	A	Fordham	52 65	157	H	Jackson St.	51 72		
				49	A	Oklahoma St.	59 72					243	N	UNC Asheville	34 53		
												271	H	Alabama A&M	55 46		
												285	A	Prairie View	68 48		
												318	H	Alcorn	74 57		
												325	A	Ark.-Pine Bluff	70 43		
												331	H	Alabama St.	69 47		
												349	A	Grambling	70 51		
												349	H	Grambling	81 57		
												351	A	Mississippi Val.	84 54		
LAST 10 Division I																	
				349	A	Grambling	70 51	325	A	Ark.-Pine Bluff	70 43						
				318	H	Alcorn	74 57	157	H	Jackson St.	51 72						
				271	H	Alabama A&M	55 46	349	H	Grambling	81 57						
				331	H	Alabama St.	69 47	285	A	Prairie View	68 48						
				351	A	Mississippi Val.	84 54	115	A	Texas Southern	56 61						

Non-Div I Games: Tougaloo 100 39 Wiley 78 55

Southern U.

Loss, Non-Conf, S Site, H Home A Away N Neutral

Southern Utah

Through Games Of Feb. 8, 2020

Average RPI Win:	250	WON-LOST	WINNING	LAST 10	STRENGTH OF	OPP. STRENGTH	TEAM	ADJ.	CONF.	ADJ CONF.
Average RPI Loss:	180	RECORD	PCT. RANK	GAMES	SCHEDULE	OF SCHEDULE	RPI	RPI	RPI	RPI
DIV. I ONLY	12- 9	126	5-5	251	267	165	165	18	18	
DIV. I NON-CONF.	6- 3	90	0	237	301	119	119	17	17	
TOTALS	RPI 1-25	RPI 26-50	W-L RECORDS	RPI 51-100	RPI 101-150	RPI 150+				
12- 9	0- 1	0- 0	OVERALL	0- 1	0- 1	12- 6				
8- 1	0- 0	0- 0	HOME	0- 0	0- 1	8- 0				
4- 8	0- 1	0- 0	AWAY	0- 1	0- 0	4- 6				
0- 0	0- 0	0- 0	NEUTRAL	0- 0	0- 0	0- 0				
6- 3	0- 1	0- 0	NON-CONFERENCE	0- 0	0- 0	6- 2				
5- 0	0- 0	0- 0	HOME	0- 0	0- 0	5- 0				
1- 3	0- 1	0- 0	AWAY	0- 0	0- 0	1- 2				
0- 0	0- 0	0- 0	NEUTRAL	0- 0	0- 0	0- 0				
6- 6	0- 0	0- 0	CONFERENCE	0- 1	0- 1	6- 4				
3- 1	0- 0	0- 0	HOME	0- 0	0- 1	3- 0				
3- 5	0- 0	0- 0	AWAY	0- 1	0- 0	3- 4				
0- 0	0- 0	0- 0	NEUTRAL	0- 0	0- 0	0- 0				

RPI 1-25				RPI 26-50				RPI 51-100				RPI 101+ Team's RPI: 165			
RPI	S	Opponent	Score	RPI	S	Opponent	Score	RPI	S	Opponent	Score	RPI	S	Opponent	Score
7	A	Oregon St.	45 95					91	A	Montana St.	65 91	126	H	Idaho	56 71
												174	A	Montana	74 81
												176	H	UNLV	72 68
												185	A	Northern Ariz.	76 84
												195	A	Portland St.	81 72
												195	H	Portland St.	71 58
												200	A	Idaho St.	54 73
												200	H	Idaho St.	72 65
												222	H	Oral Roberts	72 58
												232	H	Cal St. Fullerton	79 63
												235	A	Northern Colo.	68 55
												236	A	Grand Canyon	65 69
												288	H	UC Riverside	79 68
												293	A	Denver	73 81
												302	H	UC Irvine	82 68
												307	H	Eastern Wash.	71 50
												308	A	Sacramento St.	82 87
												322	A	Weber St.	87 71
												326	A	Utah Valley	71 58
LAST 10 Division I															
195	A	Portland St.	81 72	307	H	Eastern Wash.	71 50								
235	A	Northern Colo.	68 55	308	A	Sacramento St.	82 87								
200	A	Idaho St.	54 73	185	A	Northern Ariz.	76 84								
322	A	Weber St.	87 71	200	H	Idaho St.	72 65								
126	H	Idaho	56 71	91	A	Montana St.	65 91								

Non-Div I Games:

Southern Utah

■ Loss,
■ Non-Conf,
■ S Site,
■ H Home
■ A Away
N Neutral

Average RPI Win:	212	WON-LOST	WINNING	LAST 10	STRENGTH OF	OPP. STRENGTH	TEAM	ADJ.	CONF.	ADJ CONF.
Average RPI Loss:	151	RECORD	PCT. RANK	GAMES	SCHEDULE	OF SCHEDULE	RPI	RPI	RPI	RPI
DIV. I ONLY	6- 17	300	3-7	158	165	294	294	12	12	
DIV. I NON-CONF.	3- 10	282	0	164	276	301	301	12	12	
TOTALS	RPI 1-25	RPI 26-50	W-L RECORDS	RPI 51-100	RPI 101-150	RPI 150+				
6- 17	0- 0	0- 0	OVERALL	0- 4	0- 6	6- 7				
5- 7	0- 0	0- 0	HOME	0- 1	0- 3	5- 3				
0- 9	0- 0	0- 0	AWAY	0- 3	0- 3	0- 3				
1- 1	0- 0	0- 0	NEUTRAL	0- 0	0- 0	1- 1				
3- 10	0- 0	0- 0	NON-CONFERENCE	0- 2	0- 3	3- 5				
2- 5	0- 0	0- 0	HOME	0- 1	0- 2	2- 2				
0- 4	0- 0	0- 0	AWAY	0- 1	0- 1	0- 2				
1- 1	0- 0	0- 0	NEUTRAL	0- 0	0- 0	1- 1				
3- 7	0- 0	0- 0	CONFERENCE	0- 2	0- 3	3- 2				
3- 2	0- 0	0- 0	HOME	0- 0	0- 1	3- 1				
0- 5	0- 0	0- 0	AWAY	0- 2	0- 2	0- 1				
0- 0	0- 0	0- 0	NEUTRAL	0- 0	0- 0	0- 0				

RPI S	Opponent	Score	RPI S	Opponent	Score	RPI S	Opponent	Score	RPI S	Opponent	Score	Team's RPI: 294
						56	H St. John's (NY)	68	105	A Duquesne	39	58
						74	A Bucknell	60	111	H Buffalo	36	46
						90	A Saint Louis	51	117	A Kent St.	58	81
						95	A Fordham	53	135	H Cornell	42	70
									136	A Richmond	59	63
									148	H Massachusetts	52	62
									153	H George Washington	59	55
									158	N Saint Mary's (CA)	57	72
									159	N Wright St.	57	56
									190	H Rhode Island	64	59
									191	A Binghamton	67	78
									196	H Cleveland St.	62	65
									198	H Akron	54	63
									201	A La Salle	61	67
									209	H Saint Joseph's	60	61
									217	H George Mason	62	47
									269	H Niagara	71	67
									283	H Oakland	80	66
									339	A Canisius	82	84
LAST 10 Division I												
153	H	George Washington	59	55	201	A	La Salle	61	67			
136	A	Richmond	59	63	90	A	Saint Louis	51	72			
105	A	Duquesne	39	58	217	H	George Mason	62	47			
190	H	Rhode Island	64	59	148	H	Massachusetts	52	62			
209	H	Saint Joseph's	60	61	95	A	Fordham	53	79			

Non-Div I Games:

St. Bonaventure

Average RPI Win:	298	WON-LOST	WINNING	LAST 10	STRENGTH OF	OPP. STRENGTH	TEAM	ADJ.	CONF.	ADJ CONF.
Average RPI Loss:	186	RECORD	PCT. RANK	GAMES	SCHEDULE	OF SCHEDULE	RPI	RPI	RPI	RPI
DIV. I ONLY	5- 16	309	2-8	215	324	311	311	30	30	
DIV. I NON-CONF.	3- 7	252	0	187	219	255	255	31	31	
TOTALS	RPI 1-25	RPI 26-50	W-L RECORDS	RPI 51-100	RPI 101-150	RPI 150+				
5- 16	0- 1	0- 1	OVERALL	0- 2	0- 3	5- 9				
4- 5	0- 0	0- 0	HOME	0- 1	0- 1	4- 3				
1- 9	0- 1	0- 1	AWAY	0- 1	0- 1	1- 5				
0- 2	0- 0	0- 0	NEUTRAL	0- 0	0- 1	0- 1				
3- 7	0- 1	0- 1	NON-CONFERENCE	0- 2	0- 1	3- 2				
2- 1	0- 0	0- 0	HOME	0- 1	0- 0	2- 0				
1- 4	0- 1	0- 1	AWAY	0- 1	0- 0	1- 1				
0- 2	0- 0	0- 0	NEUTRAL	0- 0	0- 1	0- 1				
2- 9	0- 0	0- 0	CONFERENCE	0- 0	0- 2	2- 7				
2- 4	0- 0	0- 0	HOME	0- 0	0- 1	2- 3				
0- 5	0- 0	0- 0	AWAY	0- 0	0- 1	0- 4				
0- 0	0- 0	0- 0	NEUTRAL	0- 0	0- 0	0- 0				

RPI 1-25				RPI 26-50				RPI 51-100				RPI 101+ Team's RPI: 311			
RPI	S	Opponent	Score	RPI	S	Opponent	Score	RPI	S	Opponent	Score	RPI	S	Opponent	Score
19	A	Princeton	44 76	36	A	Marquette	71 92	77	H	Stony Brook	73 86	107	N	Pacific	62 71
								79	A	Boston College	69 106	143	A	Robert Morris	44 69
												143	H	Robert Morris	59 70
												204	A	Mt. St. Mary's	60 69
												204	H	Mt. St. Mary's	62 67
												208	A	Merrimack	54 80
												254	H	Loyola Maryland	89 78
												263	A	Saint Francis (PA)	72 82
												263	H	Saint Francis (PA)	59 67
												280	A	Wagner	66 74
												292	H	Sacred Heart	71 70
												298	N	Ga. Southern	47 78
												301	H	Army West Point	70 64
												309	A	Albany (NY)	49 41
												324	H	Fairleigh Dickinson	57 62
												332	A	NJIT	69 88
												336	H	LIU Brooklyn	88 63
LAST 10 Division I															
204	H	Mt. St. Mary's	62 67	204	A	Mt. St. Mary's	60 69								
208	A	Merrimack	54 80	280	A	Wagner	66 74								
292	H	Sacred Heart	71 70	143	A	Robert Morris	44 69								
143	H	Robert Morris	59 70	263	A	Saint Francis (PA)	72 82								
263	H	Saint Francis (PA)	59 67	336	H	LIU Brooklyn	88 63								

Non-Div I Games: East Stroudsburg 84 62

St. Francis Brooklyn

■ Loss,
 ■ Non-Conf,
 ■ S Site,
 ■ Home
 ■ A Away
 N Neutral

Average RPI Win:	167	WON-LOST	WINNING	LAST 10	STRENGTH OF	OPP. STRENGTH	TEAM	ADJ.	CONF.	ADJ CONF.
Average RPI Loss:	62	RECORD	PCT. RANK	GAMES	SCHEDULE	OF SCHEDULE	RPI	RPI	RPI	RPI
DIV. I ONLY	14- 9	105	5-5	51	80	56	56	6	6	
DIV. I NON-CONF.	7- 4	100	0	48	188	52	52	6	6	
TOTALS	RPI 1-25	RPI 26-50	W-L RECORDS	RPI 51-100	RPI 101-150	RPI 150+				
14- 9	0- 3	2- 2	OVERALL	1- 3	4- 0	7- 1				
8- 2	0- 1	1- 0	HOME	0- 1	3- 0	4- 0				
6- 6	0- 2	1- 2	AWAY	1- 1	1- 0	3- 1				
0- 1	0- 0	0- 0	NEUTRAL	0- 1	0- 0	0- 0				
7- 4	0- 1	1- 1	NON-CONFERENCE	0- 1	2- 0	4- 1				
5- 0	0- 0	0- 0	HOME	0- 0	2- 0	3- 0				
2- 3	0- 1	1- 1	AWAY	0- 0	0- 0	1- 1				
0- 1	0- 0	0- 0	NEUTRAL	0- 1	0- 0	0- 0				
7- 5	0- 2	1- 1	CONFERENCE	1- 2	2- 0	3- 0				
3- 2	0- 1	1- 0	HOME	0- 1	1- 0	1- 0				
4- 3	0- 1	0- 1	AWAY	1- 1	1- 0	2- 0				
0- 0	0- 0	0- 0	NEUTRAL	0- 0	0- 0	0- 0				

RPI 1-25				RPI 26-50				RPI 51-100				Team's RPI: 56	RPI 101+			
RPI	S	Opponent	Score	RPI	S	Opponent	Score	RPI	S	Opponent	Score		RPI	S	Opponent	Score
20	A	DePaul	69 74	31	H	Creighton	63 58	55	N	IUPUI	78 85		103	A	Butler	67 42
20	H	DePaul	65 71	36	A	Marquette	85 94	64	A	Seton Hall	82 66		112	H	Wake Forest	82 74
22	A	Florida St.	70 74	40	A	Yale	80 66	92	A	Villanova	64 66		141	H	Providence	64 58
				43	A	James Madison	73 76	92	H	Villanova	62 67		148	H	Massachusetts	82 71
													156	H	Lafayette	76 44
													176	A	UNLV	75 79
													220	H	Fairfield	71 69
													241	A	Georgetown	74 68
													241	H	Georgetown	71 54
													245	A	Xavier	75 67
													294	A	St. Bonaventure	68 56
													301	H	Army West Point	96 60
LAST 10 Division I																
20	H	DePaul	65 71	141	H	Providence	64 58									
241	A	Georgetown	74 68	20	A	DePaul	69 74									
92	A	Villanova	64 66	36	A	Marquette	85 94									
64	A	Seton Hall	82 66	92	H	Villanova	62 67									
31	H	Creighton	63 58	241	H	Georgetown	71 54									

Non-Div I Games:

St. John's (NY)

Average RPI Win:	121	WON-LOST	WINNING	LAST 10	STRENGTH OF	OPP. STRENGTH	TEAM	ADJ.	CONF.	ADJ CONF.
Average RPI Loss:	13	RECORD	PCT. RANK	GAMES	SCHEDULE	OF SCHEDULE	RPI	RPI	RPI	RPI
DIV. I ONLY	20- 3	15	8-2	27	7	11	11	1	1	
DIV. I NON-CONF.	11- 1	13	0	60	32	8	8	1	1	
TOTALS	RPI 1-25	RPI 26-50	W-L RECORDS	RPI 51-100	RPI 101-150	RPI 150+				
20- 3	3- 2	2- 1	OVERALL	5- 0	5- 0	5- 0				
12- 1	1- 1	2- 0	HOME	3- 0	3- 0	3- 0				
5- 2	1- 1	0- 1	AWAY	1- 0	2- 0	1- 0				
3- 0	1- 0	0- 0	NEUTRAL	1- 0	0- 0	1- 0				
11- 1	2- 0	2- 1	NON-CONFERENCE	1- 0	1- 0	5- 0				
7- 0	1- 0	2- 0	HOME	0- 0	1- 0	3- 0				
1- 1	0- 0	0- 1	AWAY	0- 0	0- 0	1- 0				
3- 0	1- 0	0- 0	NEUTRAL	1- 0	0- 0	1- 0				
9- 2	1- 2	0- 0	CONFERENCE	4- 0	4- 0	0- 0				
5- 1	0- 1	0- 0	HOME	3- 0	2- 0	0- 0				
4- 1	1- 1	0- 0	AWAY	1- 0	2- 0	0- 0				
0- 0	0- 0	0- 0	NEUTRAL	0- 0	0- 0	0- 0				

RPI	S	Opponent	Score	RPI	S	Opponent	Score	RPI	S	Opponent	Score	RPI	S	Opponent	Score
1	A	Oregon	55 87	28	H	Ohio St.	71 52	57	H	Colorado	76 68	111	H	Buffalo	88 69
4	H	UCLA	69 79	34	A	Texas	64 69	86	A	Washington St.	71 49	134	A	California	79 65
7	A	Oregon St.	61 58	45	H	Tennessee	78 51	86	H	Washington St.	77 58	134	H	California	73 40
12	H	Gonzaga	76 70					96	H	Utah	82 49	139	A	Washington	58 41
13	N	Mississippi St.	67 62					99	N	Syracuse	77 59	139	H	Washington	77 56
												160	H	UC Davis	67 55
												235	H	Northern Colo.	90 36
												244	A	San Francisco	97 71
												290	N	California Baptist	83 78
												307	H	Eastern Wash.	92 27
LAST 10 Division I															
4	H	UCLA	69 79	7	A	Oregon St.	61 58								
86	A	Washington St.	71 49	1	A	Oregon	55 87								
139	A	Washington	58 41	134	A	California	79 65								
96	H	Utah	82 49	134	H	California	73 40								
57	H	Colorado	76 68	139	H	Washington	77 56								

Non-Div I Games:

Stanford

■ Loss,
 ■ Non-Conf,
 ■ S Site,
 ■ Home
 ■ Away
 N Neutral

Average RPI Win:	252	WON-LOST	WINNING	LAST 10	STRENGTH OF	OPP. STRENGTH	TEAM	ADJ.	CONF.	ADJ CONF.
Average RPI Loss:	124	RECORD	PCT. RANK	GAMES	SCHEDULE	OF SCHEDULE	RPI	RPI	RPI	RPI
DIV. I ONLY	7- 12	252	4-6	174	161	224	224	16	16	
DIV. I NON-CONF.	3- 7	252	0-1	124	198	235	235	16	16	
TOTALS	RPI 1-25	RPI 26-50	W-L RECORDS	RPI 51-100	RPI 101-150	RPI 150+				
7- 12	0- 0	0- 3	OVERALL	1- 2	0- 3	6- 4				
3- 5	0- 0	0- 1	HOME	0- 0	0- 3	3- 1				
4- 6	0- 0	0- 2	AWAY	1- 2	0- 0	3- 2				
0- 1	0- 0	0- 0	NEUTRAL	0- 0	0- 0	0- 1				
3- 7	0- 0	0- 2	NON-CONFERENCE	0- 2	0- 2	3- 1				
2- 2	0- 0	0- 0	HOME	0- 0	0- 2	2- 0				
1- 4	0- 0	0- 2	AWAY	0- 2	0- 0	1- 0				
0- 1	0- 0	0- 0	NEUTRAL	0- 0	0- 0	0- 1				
4- 5	0- 0	0- 1	CONFERENCE	1- 0	0- 1	3- 3				
1- 3	0- 0	0- 1	HOME	0- 0	0- 1	1- 1				
3- 2	0- 0	0- 0	AWAY	1- 0	0- 0	2- 2				
0- 0	0- 0	0- 0	NEUTRAL	0- 0	0- 0	0- 0				

RPI 1-25				RPI 26-50				RPI 51-100				RPI 101+				Team's RPI: 224	
RPI	S	Opponent	Score	RPI	S	Opponent	Score	RPI	S	Opponent	Score	RPI	S	Opponent	Score		
				26	A	Kentucky	48 67	54	A	UCF	40 66	109	H	Liberty	48 57		
				27	H	FGCU	47 89	85	A	Penn	41 81	129	H	Bethune-Cookman	55 59		
				45	A	Tennessee	46 73	93	A	North Florida	60 52	140	H	Holy Cross	63 75		
												154	A	North Ala.	57 68		
												184	A	Jacksonville	52 57		
												227	A	Kennesaw St.	67 61		
												248	H	Tulsa	66 60		
												249	A	Morehead St.	58 55		
												263	N	Saint Francis (PA)	73 78		
												276	A	Lipscomb	48 34		
												276	H	Lipscomb	59 65		
												332	H	NJIT	72 49		
												339	H	Canisius	68 52		
LAST 10 Division I																	
				93	A	North Florida	60 52	184	A	Jacksonville	52 57						
				276	A	Lipscomb	48 34	27	H	FGCU	47 89						
				332	H	NJIT	72 49	276	H	Lipscomb	59 65						
				109	H	Liberty	48 57	227	A	Kennesaw St.	67 61						
				154	A	North Ala.	57 68	140	H	Holy Cross	63 75						

Non-Div I Games: Palm Beach Atl. 77 46 Trinity Baptist 116 40 Fla. National 80 37

Stetson

Average RPI Win:	259	WON-LOST	WINNING	LAST 10	STRENGTH OF	OPP. STRENGTH	TEAM	ADJ.	CONF.	ADJ CONF.
Average RPI Loss:	41	RECORD	PCT. RANK	GAMES	SCHEDULE	OF SCHEDULE	RPI	RPI	RPI	RPI
DIV. I ONLY	22- 1	1	10-0	336	283	77	77	28	28	
DIV. I NON-CONF.	11- 1	13	0	318	238	85	85	28	28	
TOTALS	RPI 1-25	RPI 26-50	W-L RECORDS	RPI 51-100	RPI 101-150	RPI 150+				
22- 1	0- 0	0- 1	OVERALL	1- 0	0- 0	21- 0				
10- 0	0- 0	0- 0	HOME	1- 0	0- 0	9- 0				
10- 1	0- 0	0- 1	AWAY	0- 0	0- 0	10- 0				
2- 0	0- 0	0- 0	NEUTRAL	0- 0	0- 0	2- 0				
11- 1	0- 0	0- 1	NON-CONFERENCE	1- 0	0- 0	10- 0				
4- 0	0- 0	0- 0	HOME	1- 0	0- 0	3- 0				
5- 1	0- 0	0- 1	AWAY	0- 0	0- 0	5- 0				
2- 0	0- 0	0- 0	NEUTRAL	0- 0	0- 0	2- 0				
11- 0	0- 0	0- 0	CONFERENCE	0- 0	0- 0	11- 0				
6- 0	0- 0	0- 0	HOME	0- 0	0- 0	6- 0				
5- 0	0- 0	0- 0	AWAY	0- 0	0- 0	5- 0				
0- 0	0- 0	0- 0	NEUTRAL	0- 0	0- 0	0- 0				

RPI 1-25			RPI 26-50			RPI 51-100			Team's RPI: 77	RPI 101+		
RPI	S	Opponent	Score	RPI	S	Opponent	Score	RPI	S	Opponent	Score	
				41	A	Arkansas	58 88	74	H	Bucknell	78 73	177 N Western Mich. 50 47
										A	Binghamton	67 60
										A	UMass Lowell	89 69
										H	UMass Lowell	60 41
										H	Iona	59 40
										H	Manhattan	59 54
										H	Maine	73 69
										N	Morgan St.	63 56
										A	New Hampshire	53 44
										H	New Hampshire	52 50
										A	Pittsburgh	59 56
										A	Wagner	66 45
										H	Sacred Heart	54 50
										A	UMBC	66 49
										H	UMBC	57 45
										H	Vermont	67 49
										A	Albany (NY)	73 53
										A	St. Francis Brooklyn	86 73
										A	Hofstra	81 38
										A	LIU Brooklyn	80 49
										H	Hartford	66 55
LAST 10 Division I												
				257	H	New Hampshire	52 50	309	A	Albany (NY)	73 53	
				215	A	UMass Lowell	89 69	348	H	Hartford	66 55	
				296	A	UMBC	66 49	257	A	New Hampshire	53 44	
				215	H	UMass Lowell	60 41	305	H	Vermont	67 49	
				191	A	Binghamton	67 60	237	H	Maine	73 69	

Non-Div I Games: Molloy 66 49

Stony Brook

Average RPI Win:	158	WON-LOST	WINNING	LAST 10	STRENGTH OF	OPP. STRENGTH	TEAM	ADJ.	CONF.	ADJ CONF.
Average RPI Loss:	53	RECORD	PCT. RANK	GAMES	SCHEDULE	OF SCHEDULE	RPI	RPI	RPI	RPI
DIV. I ONLY	11- 11	175	5-5	56	8	99	99	5	5	
DIV. I NON-CONF.	6- 5	151	0	73	27	115	115	3	3	
TOTALS	RPI 1-25	RPI 26-50	W-L RECORDS	RPI 51-100	RPI 101-150	RPI 150+				
11- 11	1- 3	1- 4	OVERALL	3- 2	1- 2	5- 0				
7- 3	1- 1	1- 1	HOME	2- 1	0- 0	3- 0				
2- 5	0- 1	0- 2	AWAY	1- 1	0- 1	1- 0				
2- 3	0- 1	0- 1	NEUTRAL	0- 0	1- 1	1- 0				
6- 5	0- 2	0- 2	NON-CONFERENCE	1- 0	1- 1	4- 0				
4- 1	0- 1	0- 0	HOME	1- 0	0- 0	3- 0				
0- 1	0- 0	0- 1	AWAY	0- 0	0- 0	0- 0				
2- 3	0- 1	0- 1	NEUTRAL	0- 0	1- 1	1- 0				
5- 6	1- 1	1- 2	CONFERENCE	2- 2	0- 1	1- 0				
3- 2	1- 0	1- 1	HOME	1- 1	0- 0	0- 0				
2- 4	0- 1	0- 1	AWAY	1- 1	0- 1	1- 0				
0- 0	0- 0	0- 0	NEUTRAL	0- 0	0- 0	0- 0				

RPI 1-25				RPI 26-50				RPI 51-100 Team's RPI: 99				RPI 101+			
RPI	S	Opponent	Score	RPI	S	Opponent	Score	RPI	S	Opponent	Score	RPI	S	Opponent	Score
1	H	Oregon	64 81	35	A	Michigan	76 84	53	H	Ohio	66 54	101	N	Michigan St.	77 63
6	A	Louisville	58 62	37	H	Virginia Tech	67 65	59	A	Miami (FL)	62 77	112	A	Wake Forest	60 65
11	N	Stanford	59 77	39	H	Duke	58 88	79	A	Boston College	89 79	137	N	Green Bay	73 79
22	H	Florida St.	90 89	46	N	West Virginia	69 71	88	H	Georgia Tech	64 82	155	N	Houston	87 62
				50	A	Virginia	41 57	94	H	Notre Dame	74 63	275	A	Pittsburgh	69 51
												296	H	UMBC	82 48
												309	H	Albany (NY)	75 53
												315	H	UMES	65 50
LAST 10 Division I															
				79	A	Boston College	89 79	275	A	Pittsburgh	69 51				
				50	A	Virginia	41 57	88	H	Georgia Tech	64 82				
				37	H	Virginia Tech	67 65	59	A	Miami (FL)	62 77				
				112	A	Wake Forest	60 65	94	H	Notre Dame	74 63				
				39	H	Duke	58 88	22	H	Florida St.	90 89				

Non-Div I Games:

Syracuse

■ Loss,
 ■ Non-Conf,
 ■ S Site,
 ■ H Home
 ■ A Away
 N Neutral

Average RPI Win:	133	WON-LOST	WINNING	LAST 10	STRENGTH OF	OPP. STRENGTH	TEAM	ADJ.	CONF.	ADJ CONF.
Average RPI Loss:	59	RECORD	PCT. RANK	GAMES	SCHEDULE	OF SCHEDULE	RPI	RPI	RPI	RPI
DIV. I ONLY	17- 4	31	8-2	42	37	23	23	3	3	
DIV. I NON-CONF.	9- 2	38	0	138	62	40	40	4	4	
TOTALS	RPI 1-25	RPI 26-50	W-L RECORDS	RPI 51-100	RPI 101-150	RPI 150+				
17- 4	0- 2	5- 0	OVERALL	1- 1	7- 1	4- 0				
10- 2	0- 1	1- 0	HOME	1- 0	6- 1	2- 0				
7- 2	0- 1	4- 0	AWAY	0- 1	1- 0	2- 0				
0- 0	0- 0	0- 0	NEUTRAL	0- 0	0- 0	0- 0				
9- 2	0- 1	0- 0	NON-CONFERENCE	1- 1	4- 0	4- 0				
7- 0	0- 0	0- 0	HOME	1- 0	4- 0	2- 0				
2- 2	0- 1	0- 0	AWAY	0- 1	0- 0	2- 0				
0- 0	0- 0	0- 0	NEUTRAL	0- 0	0- 0	0- 0				
8- 2	0- 1	5- 0	CONFERENCE	0- 0	3- 1	0- 0				
3- 2	0- 1	1- 0	HOME	0- 0	2- 1	0- 0				
5- 0	0- 0	4- 0	AWAY	0- 0	1- 0	0- 0				
0- 0	0- 0	0- 0	NEUTRAL	0- 0	0- 0	0- 0				

RPI	S	Opponent	Score	RPI	S	Opponent	Score	RPI	S	Opponent	Score	RPI	S	Opponent	Score
9	H	Baylor	57 66	34	A	Texas	65 63	53	H	Ohio	79 72	116	A	Kansas	87 74
16	A	Texas A&M	68 70	38	A	Oklahoma	82 63	62	A	Middle Tenn.	70 82	116	H	Kansas	73 59
				46	H	West Virginia	73 60					120	H	Auburn	80 65
				48	A	Iowa St.	77 74					123	H	Kansas St.	65 61
				49	A	Oklahoma St.	72 68					124	H	Boise St.	77 65
												135	H	Cornell	59 49
												143	H	Robert Morris	66 61
												147	H	Texas Tech	76 80
												228	A	SMU	57 56
												291	H	Nicholls St.	72 47
												295	H	Texas St.	79 52
												301	A	Army West Point	66 52
LAST 10 Division I															
				116	A	Kansas	87 74					38	A	Oklahoma	82 63
				123	H	Kansas St.	65 61					48	A	Iowa St.	77 74
				49	A	Oklahoma St.	72 68					116	H	Kansas	73 59
				46	H	West Virginia	73 60					147	H	Texas Tech	76 80
				9	H	Baylor	57 66					34	A	Texas	65 63

Non-Div I Games:

TCU

■ Loss,
 ■ Non-Conf, S Site,
 ■ Home
 ■ Away
 N Neutral

Average RPI Win:	152	WON-LOST	WINNING	LAST 10	STRENGTH OF	OPP. STRENGTH	TEAM	ADJ.	CONF.	ADJ CONF.
Average RPI Loss:	80	RECORD	PCT. RANK	GAMES	SCHEDULE	OF SCHEDULE	RPI	RPI	RPI	RPI
DIV. I ONLY	13- 9	112	7-3	35	81	69	69	9	9	
DIV. I NON-CONF.	8- 5	117	2-0	30	70	59	59	9	9	
TOTALS	RPI 1-25	RPI 26-50	W-L RECORDS	RPI 51-100	RPI 101-150	RPI 150+				
13- 9	0- 2	0- 2	OVERALL	5- 2	1- 2	7- 1				
8- 4	0- 2	0- 1	HOME	4- 0	1- 1	3- 0				
5- 3	0- 0	0- 0	AWAY	1- 1	0- 1	4- 1				
0- 2	0- 0	0- 1	NEUTRAL	0- 1	0- 0	0- 0				
8- 5	0- 1	0- 2	NON-CONFERENCE	3- 1	1- 0	4- 1				
5- 2	0- 1	0- 1	HOME	2- 0	1- 0	2- 0				
3- 1	0- 0	0- 0	AWAY	1- 0	0- 0	2- 1				
0- 2	0- 0	0- 1	NEUTRAL	0- 1	0- 0	0- 0				
5- 4	0- 1	0- 0	CONFERENCE	2- 1	0- 2	3- 0				
3- 2	0- 1	0- 0	HOME	2- 0	0- 1	1- 0				
2- 2	0- 0	0- 0	AWAY	0- 1	0- 1	2- 0				
0- 0	0- 0	0- 0	NEUTRAL	0- 0	0- 0	0- 0				

RPI 1-25				RPI 26-50				RPI 51-100 Team's RPI: 69				RPI 101+			
RPI	S	Opponent	Score	RPI	S	Opponent	Score	RPI	S	Opponent	Score	RPI	S	Opponent	Score
2	H	South Carolina	71 78	27	H	FGCU	67 93	54	H	UCF	67 65	105	H	Duquesne	85 72
8	H	UConn	54 83	31	N	Creighton	59 69	67	N	North Carolina	58 71	146	A	Wichita St.	70 72
								74	A	Bucknell	72 61	146	H	Wichita St.	75 85
								75	H	South Fla.	69 66	155	A	Houston	61 58
								83	A	Cincinnati	81 86	189	A	Towson	74 59
								85	H	Penn	76 72	201	A	La Salle	72 69
								92	H	Villanova	74 69	209	A	Saint Joseph's	63 67
												220	H	Fairfield	77 59
												228	H	SMU	85 62
												245	H	Xavier	78 65
												248	A	Tulsa	74 65
LAST 10 Division I															
146	H	Wichita St.	75 85	75	H	South Fla.	69 66								
54	H	UCF	67 65	228	H	SMU	85 62								
83	A	Cincinnati	81 86	155	A	Houston	61 58								
85	H	Penn	76 72	248	A	Tulsa	74 65								
146	A	Wichita St.	70 72	201	A	La Salle	72 69								

Non-Div I Games:

Temple

Average RPI Win:	195	WON-LOST	WINNING	LAST 10	STRENGTH OF	OPP. STRENGTH	TEAM	ADJ.	CONF.	ADJ CONF.
Average RPI Loss:	16	RECORD	PCT. RANK	GAMES	SCHEDULE	OF SCHEDULE	RPI	RPI	RPI	RPI
DIV. I ONLY	17- 6	43	6-4	101	58	45	45	4	4	
DIV. I NON-CONF.	10- 3	58	0-1	245	168	102	102	5	5	
TOTALS	RPI 1-25	RPI 26-50	W-L RECORDS	RPI 51-100	RPI 101-150	RPI 150+				
17- 6	1- 4	0- 2	OVERALL	3- 0	3- 0	10- 0				
11- 2	1- 1	0- 1	HOME	2- 0	1- 0	7- 0				
6- 4	0- 3	0- 1	AWAY	1- 0	2- 0	3- 0				
0- 0	0- 0	0- 0	NEUTRAL	0- 0	0- 0	0- 0				
10- 3	0- 2	0- 1	NON-CONFERENCE	1- 0	0- 0	9- 0				
7- 1	0- 0	0- 1	HOME	0- 0	0- 0	7- 0				
3- 2	0- 2	0- 0	AWAY	1- 0	0- 0	2- 0				
0- 0	0- 0	0- 0	NEUTRAL	0- 0	0- 0	0- 0				
7- 3	1- 2	0- 1	CONFERENCE	2- 0	3- 0	1- 0				
4- 1	1- 1	0- 0	HOME	2- 0	1- 0	0- 0				
3- 2	0- 1	0- 1	AWAY	0- 0	2- 0	1- 0				
0- 0	0- 0	0- 0	NEUTRAL	0- 0	0- 0	0- 0				

RPI	S	Opponent	Score	RPI	S	Opponent	Score	RPI	S	Opponent	Score	RPI	S	Opponent	Score
2	A	South Carolina	48 69	26	A	Kentucky	76 80	65	H	Alabama	65 63	104	A	Vanderbilt	78 69
8	A	UConn	45 60	34	H	Texas	60 66	89	H	Georgia	73 56	119	A	Florida	78 50
11	A	Stanford	51 78					94	A	Notre Dame	74 63	131	H	Missouri	77 66
13	H	Mississippi St.	55 72									195	A	Portland St.	88 61
21	H	LSU	63 58									210	H	Central Ark.	63 36
												224	H	Stetson	73 46
												267	H	Howard	88 38
												268	H	Colorado St.	79 41
												269	A	ETSU	72 68
												278	A	Ole Miss	84 28
												313	H	Air Force	81 54
												325	H	Ark.-Pine Bluff	92 51
												340	H	Tennessee St.	73 43
LAST 10 Division I															
13	H	Mississippi St.	55 72	65	H	Alabama	65 63								
2	A	South Carolina	48 69	119	A	Florida	78 50								
104	A	Vanderbilt	78 69	89	H	Georgia	73 56								
21	H	LSU	63 58	278	A	Ole Miss	84 28								
8	A	UConn	45 60	26	A	Kentucky	76 80								

Non-Div I Games:

Tennessee

■ Loss,
 ■ Non-Conf, S Site,
 ■ Home
 ■ Away
 N Neutral

Average RPI Win:	239	WON-LOST	WINNING	LAST 10	STRENGTH OF	OPP. STRENGTH	TEAM	ADJ.	CONF.	ADJ CONF.
Average RPI Loss:	194	RECORD	PCT. RANK	GAMES	SCHEDULE	OF SCHEDULE	RPI	RPI	RPI	RPI
DIV. I ONLY	1- 19	345	1-9	199	302	340	340	20	20	
DIV. I NON-CONF.	0- 8	338	0	126	236	325	325	24	24	
TOTALS	RPI 1-25	RPI 26-50	W-L RECORDS	RPI 51-100	RPI 101-150	RPI 150+				
1- 19	0- 1	0- 1	OVERALL	0- 1	0- 2	1- 14				
1- 10	0- 0	0- 0	HOME	0- 0	0- 1	1- 9				
0- 9	0- 1	0- 1	AWAY	0- 1	0- 1	0- 5				
0- 0	0- 0	0- 0	NEUTRAL	0- 0	0- 0	0- 0				
0- 8	0- 1	0- 1	NON-CONFERENCE	0- 0	0- 1	0- 5				
0- 5	0- 0	0- 0	HOME	0- 0	0- 1	0- 4				
0- 3	0- 1	0- 1	AWAY	0- 0	0- 0	0- 1				
0- 0	0- 0	0- 0	NEUTRAL	0- 0	0- 0	0- 0				
1- 11	0- 0	0- 0	CONFERENCE	0- 1	0- 1	1- 9				
1- 5	0- 0	0- 0	HOME	0- 0	0- 0	1- 5				
0- 6	0- 0	0- 0	AWAY	0- 1	0- 1	0- 4				
0- 0	0- 0	0- 0	NEUTRAL	0- 0	0- 0	0- 0				

RPI S	Opponent	Score	RPI S	Opponent	Score	RPI S	Opponent	Score	RPI S	Opponent	Score	Team's RPI: 340
24	A Arizona	42 77	45	A Tennessee	43 73	71	A UT Martin	71 88	104	H Vanderbilt	55 106	
									130	A Southeast Mo. St.	54 83	
									154	H North Ala.	63 88	
									162	A Tennessee Tech	47 88	
									164	H Columbia	65 75	
									193	A Austin Peay	58 76	
									193	H Austin Peay	55 87	
									221	H Eastern Ill.	52 73	
									234	A South Alabama	48 70	
									239	A Murray St.	62 100	
									239	H Murray St.	96 81	
									249	H Morehead St.	47 84	
									272	H Eastern Ky.	55 61	
									276	H Lipscomb	64 74	
									299	A Jacksonville St.	48 70	
									318	H Alcorn	57 62	
									338	H SIUE	63 76	
LAST 10 Division I												
239	H Murray St.	96 81	193	A Austin Peay	58 76							
193	H Austin Peay	55 87	272	H Eastern Ky.	55 61							
162	A Tennessee Tech	47 88	249	H Morehead St.	47 84							
299	A Jacksonville St.	48 70	130	A Southeast Mo. St.	54 83							
239	A Murray St.	62 100	71	A UT Martin	71 88							

Non-Div I Games: Wilberforce 83 65 Fisk 91 50

Tennessee St.

Loss, Non-Conf, S Site, H Home A Away N Neutral

Tennessee Tech

Through Games Of Feb. 8, 2020

Average RPI Win:	274	WON-LOST	WINNING	LAST 10	STRENGTH OF	OPP. STRENGTH	TEAM	ADJ.	CONF.	ADJ CONF.
Average RPI Loss:	96	RECORD	PCT. RANK	GAMES	SCHEDULE	OF SCHEDULE	RPI	RPI	RPI	RPI
DIV. I ONLY	14- 7	76	7-3	334	192	162	162	20	20	
DIV. I NON-CONF.	5- 4	140	0	344	119	233	233	24	24	
TOTALS	RPI 1-25	RPI 26-50	W-L RECORDS	RPI 51-100	RPI 101-150	RPI 150+				
14- 7	0- 0	0- 0	OVERALL	0- 4	0- 2	14- 1				
7- 1	0- 0	0- 0	HOME	0- 1	0- 0	7- 0				
6- 5	0- 0	0- 0	AWAY	0- 3	0- 2	6- 0				
1- 1	0- 0	0- 0	NEUTRAL	0- 0	0- 0	1- 1				
5- 4	0- 0	0- 0	NON-CONFERENCE	0- 2	0- 1	5- 1				
2- 0	0- 0	0- 0	HOME	0- 0	0- 0	2- 0				
2- 3	0- 0	0- 0	AWAY	0- 2	0- 1	2- 0				
1- 1	0- 0	0- 0	NEUTRAL	0- 0	0- 0	1- 1				
9- 3	0- 0	0- 0	CONFERENCE	0- 2	0- 1	9- 0				
5- 1	0- 0	0- 0	HOME	0- 1	0- 0	5- 0				
4- 2	0- 0	0- 0	AWAY	0- 1	0- 1	4- 0				
0- 0	0- 0	0- 0	NEUTRAL	0- 0	0- 0	0- 0				

RPI S	Opponent	Score	RPI S	Opponent	Score	RPI S	Opponent	Score	RPI S	Opponent	Score	Team's RPI: 162
						58	H Belmont	47 59	104	A Vanderbilt	61 75	
						62	A Middle Tenn.	58 64	130	A Southeast Mo. St.	72 87	
						71	A UT Martin	62 71	169	N Northern Ill.	74 82	
						78	A Southern Ill.	65 76	172	A Samford	72 57	
									193	H Austin Peay	58 49	
									221	A Eastern Ill.	75 62	
									239	H Murray St.	77 72	
									249	A Morehead St.	75 55	
									249	H Morehead St.	82 75	
									272	A Eastern Ky.	60 42	
									272	H Eastern Ky.	87 82	
									276	H Lipscomb	78 58	
									328	N Detroit Mercy	69 47	
									335	A Western Caro.	62 58	
									338	A SIUE	65 50	
									340	H Tennessee St.	88 47	
									345	H La.-Monroe	75 68	
LAST 10 Division I												
			130	A Southeast Mo. St.	72 87	249	H Morehead St.	82 75				
			71	A UT Martin	62 71	221	A Eastern Ill.	75 62				
			340	H Tennessee St.	88 47	338	A SIUE	65 50				
			58	H Belmont	47 59	239	H Murray St.	77 72				
			272	H Eastern Ky.	87 82	193	H Austin Peay	58 49				

Non-Div I Games: Tenn. Wesleyan 94 45 Cumberland (TN) 88 51

Tennessee Tech

Loss, Non-Conf, S Site, H Home A Away N Neutral

Average RPI Win:	148	WON-LOST	WINNING	LAST 10	STRENGTH OF	OPP. STRENGTH	TEAM	ADJ.	CONF.	ADJ CONF.
Average RPI Loss:	53	RECORD	PCT. RANK	GAMES	SCHEDULE	OF SCHEDULE	RPI	RPI	RPI	RPI
DIV. I ONLY	14- 7	76	7-3	22	59	34	34	3	3	
DIV. I NON-CONF.	8- 4	90	1-0	70	125	70	70	4	4	
TOTALS	RPI 1-25	RPI 26-50	W-L RECORDS	RPI 51-100	RPI 101-150	RPI 150+				
14- 7	1- 4	4- 1	OVERALL	1- 1	3- 0	5- 1				
8- 3	1- 3	0- 0	HOME	1- 0	2- 0	4- 0				
5- 3	0- 0	4- 1	AWAY	0- 1	1- 0	0- 1				
1- 1	0- 1	0- 0	NEUTRAL	0- 0	0- 0	1- 0				
8- 4	1- 2	1- 0	NON-CONFERENCE	1- 1	0- 0	5- 1				
6- 1	1- 1	0- 0	HOME	1- 0	0- 0	4- 0				
1- 2	0- 0	1- 0	AWAY	0- 1	0- 0	0- 1				
1- 1	0- 1	0- 0	NEUTRAL	0- 0	0- 0	1- 0				
6- 3	0- 2	3- 1	CONFERENCE	0- 0	3- 0	0- 0				
2- 2	0- 2	0- 0	HOME	0- 0	2- 0	0- 0				
4- 1	0- 0	3- 1	AWAY	0- 0	1- 0	0- 0				
0- 0	0- 0	0- 0	NEUTRAL	0- 0	0- 0	0- 0				

RPI 1-25				RPI 26-50				Team's RPI: 34				RPI 51-100				RPI 101+			
RPI	S	Opponent	Score	RPI	S	Opponent	Score	RPI	S	Opponent	Score	RPI	S	Opponent	Score	RPI	S	Opponent	Score
9	H	Baylor	44 64	38	A	Oklahoma	70 53	53	H	Ohio	73 60	116	H	Kansas	85 77				
11	H	Stanford	69 64	45	A	Tennessee	66 60	75	A	South Fla.	57 64	123	A	Kansas St.	71 63				
14	N	NC State	73 84	46	A	West Virginia	63 68					147	H	Texas Tech	92 66				
23	H	TCU	63 65	48	A	Iowa St.	81 75					178	A	Hawaii	60 73				
24	H	Arizona	58 83	49	A	Oklahoma St.	61 56					238	H	Southern U.	93 39				
																260	N	North Texas	63 57
																300	H	UTSA	84 53
																306	H	UTRGV	85 69
																333	H	Northwestern St.	91 49
LAST 10 Division I																			
9	H	Baylor	44 64	147	H	Texas Tech	92 66												
38	A	Oklahoma	70 53	46	A	West Virginia	63 68												
49	A	Oklahoma St.	61 56	48	A	Iowa St.	81 75												
116	H	Kansas	85 77	23	H	TCU	63 65												
123	A	Kansas St.	71 63	333	H	Northwestern St.	91 49												

Non-Div I Games:

Texas

Average RPI Win:	118	WON-LOST	WINNING	LAST 10	STRENGTH OF	OPP. STRENGTH	TEAM	ADJ.	CONF.	ADJ CONF.
Average RPI Loss:	23	RECORD	PCT. RANK	GAMES	SCHEDULE	OF SCHEDULE	RPI	RPI	RPI	RPI
DIV. I ONLY	18- 4	26	7-3	21	27	16	16	4	4	
DIV. I NON-CONF.	12- 1	9	1-0	24	36	6	6	5	5	
TOTALS	RPI 1-25	RPI 26-50	W-L RECORDS	RPI 51-100	RPI 101-150	RPI 150+				
18- 4	1- 3	3- 1	OVERALL	6- 0	3- 0	5- 0				
12- 1	1- 1	2- 0	HOME	1- 0	3- 0	5- 0				
4- 2	0- 1	1- 1	AWAY	3- 0	0- 0	0- 0				
2- 1	0- 1	0- 0	NEUTRAL	2- 0	0- 0	0- 0				
12- 1	1- 1	2- 0	NON-CONFERENCE	4- 0	1- 0	4- 0				
8- 0	1- 0	2- 0	HOME	0- 0	1- 0	4- 0				
2- 0	0- 0	0- 0	AWAY	2- 0	0- 0	0- 0				
2- 1	0- 1	0- 0	NEUTRAL	2- 0	0- 0	0- 0				
6- 3	0- 2	1- 1	CONFERENCE	2- 0	2- 0	1- 0				
4- 1	0- 1	0- 0	HOME	1- 0	2- 0	1- 0				
2- 2	0- 1	1- 1	AWAY	1- 0	0- 0	0- 0				
0- 0	0- 0	0- 0	NEUTRAL	0- 0	0- 0	0- 0				

RPI 1-25				RPI 26-50				RPI 51-100				RPI 101+			
RPI	S	Opponent	Score	RPI	S	Opponent	Score	RPI	S	Opponent	Score	RPI	S	Opponent	Score
21	A	LSU	58 59	26	A	Kentucky	54 76	65	A	Alabama	79 74	114	H	A&M-Corpus Christi	85 48
21	H	LSU	54 57	39	H	Duke	79 58	82	A	Southern California	74 64	119	H	Florida	69 42
22	N	Florida St.	58 80	41	A	Arkansas	84 77	87	A	Rice	62 61	131	H	Missouri	72 53
23	H	TCU	70 68	49	H	Oklahoma St.	74 62	88	N	Georgia Tech	60 48	155	H	Houston	72 43
								89	H	Georgia	64 63	183	H	Little Rock	78 35
								91	N	Montana St.	78 67	210	H	Central Ark.	76 46
												278	H	Ole Miss	79 35
												285	H	Prairie View	80 38
LAST 10 Division I															
21	A	LSU	58 59	26	A	Kentucky	54 76	21	H	LSU	54 57				
89	H	Georgia	64 63					278	H	Ole Miss	79 35				
131	H	Missouri	72 53					41	A	Arkansas	84 77				
65	A	Alabama	79 74					114	H	A&M-Corpus Christi	85 48				
119	H	Florida	69 42												

Non-Div I Games:

Texas A&M

■ Loss,
 ■ Non-Conf, S Site,
 ■ Home
 ■ Away
 N Neutral

Texas Southern

Through Games Of Feb. 8, 2020

Average RPI Win:	255	WON-LOST	WINNING	LAST 10	STRENGTH OF	OPP. STRENGTH	TEAM	ADJ.	CONF.	ADJ CONF.
Average RPI Loss:	96	RECORD	PCT. RANK	GAMES	SCHEDULE	OF SCHEDULE	RPI	RPI	RPI	RPI
DIV. I ONLY	13- 8	99	8-2	222	229	115	115	32	32	
DIV. I NON-CONF.	5- 6	187	0	16	30	49	49	30	30	
TOTALS	RPI 1-25	RPI 26-50	W-L RECORDS	RPI 51-100	RPI 101-150	RPI 150+				
13- 8	0- 2	0- 1	OVERALL	1- 2	2- 1	10- 2				
6- 0	0- 0	0- 0	HOME	1- 0	0- 0	5- 0				
7- 6	0- 2	0- 1	AWAY	0- 1	2- 0	5- 2				
0- 2	0- 0	0- 0	NEUTRAL	0- 1	0- 1	0- 0				
5- 6	0- 2	0- 1	NON-CONFERENCE	1- 2	2- 1	2- 0				
1- 0	0- 0	0- 0	HOME	1- 0	0- 0	0- 0				
4- 4	0- 2	0- 1	AWAY	0- 1	2- 0	2- 0				
0- 2	0- 0	0- 0	NEUTRAL	0- 1	0- 1	0- 0				
8- 2	0- 0	0- 0	CONFERENCE	0- 0	0- 0	8- 2				
5- 0	0- 0	0- 0	HOME	0- 0	0- 0	5- 0				
3- 2	0- 0	0- 0	AWAY	0- 0	0- 0	3- 2				
0- 0	0- 0	0- 0	NEUTRAL	0- 0	0- 0	0- 0				

RPI 1-25				RPI 26-50				RPI 51-100				RPI 101+ Team's RPI: 115			
RPI	S	Opponent	Score	RPI	S	Opponent	Score	RPI	S	Opponent	Score	RPI	S	Opponent	Score
1	A	Oregon	63 99	48	A	Iowa St.	59 79	57	A	Colorado	50 74	110	N	UAB	68 84
12	A	Gonzaga	45 80					87	H	Rice	63 56	127	A	UT Arlington	74 63
								96	N	Utah	52 61	145	A	Tulane	72 62
												157	A	Jackson St.	79 81
												178	A	Hawaii	74 57
												238	H	Southern U.	61 56
												271	A	Alabama A&M	65 58
												285	A	Prairie View	47 50
												285	H	Prairie View	88 65
												306	A	UTRGV	71 44
												318	H	Alcorn	105 70
												325	H	Ark.-Pine Bluff	78 77
												331	A	Alabama St.	81 54
												349	A	Grambling	89 85
												351	H	Mississippi Val.	88 58
LAST 10 Division I															
285	A	Prairie View	47 50	349	A	Grambling	89 85								
331	A	Alabama St.	81 54	157	A	Jackson St.	79 81								
271	A	Alabama A&M	65 58	285	H	Prairie View	88 65								
325	H	Ark.-Pine Bluff	78 77	318	H	Alcorn	105 70								
351	H	Mississippi Val.	88 58	238	H	Southern U.	61 56								

Non-Div I Games:

Texas Southern

■ Loss,
 ■ Non-Conf,
 ■ S Site,
 ■ Home
 ■ A Away
 N Neutral

Average RPI Win:	205	WON-LOST	WINNING	LAST 10	STRENGTH OF	OPP. STRENGTH	TEAM	ADJ.	CONF.	ADJ CONF.
Average RPI Loss:	182	RECORD	PCT. RANK	GAMES	SCHEDULE	OF SCHEDULE	RPI	RPI	RPI	RPI
DIV. I ONLY	6- 14	284	1-9	196	252	295	295	21	21	
DIV. I NON-CONF.	5- 4	140	0	231	231	152	152	19	19	
TOTALS	RPI 1-25	RPI 26-50	W-L RECORDS	RPI 51-100	RPI 101-150	RPI 150+				
6- 14	0- 1	0- 0	OVERALL	0- 3	2- 1	4- 9				
5- 6	0- 0	0- 0	HOME	0- 1	2- 0	3- 5				
1- 8	0- 1	0- 0	AWAY	0- 2	0- 1	1- 4				
0- 0	0- 0	0- 0	NEUTRAL	0- 0	0- 0	0- 0				
5- 4	0- 1	0- 0	NON-CONFERENCE	0- 0	1- 1	4- 2				
4- 0	0- 0	0- 0	HOME	0- 0	1- 0	3- 0				
1- 4	0- 1	0- 0	AWAY	0- 0	0- 1	1- 2				
0- 0	0- 0	0- 0	NEUTRAL	0- 0	0- 0	0- 0				
1- 10	0- 0	0- 0	CONFERENCE	0- 3	1- 0	0- 7				
1- 6	0- 0	0- 0	HOME	0- 1	1- 0	0- 5				
0- 4	0- 0	0- 0	AWAY	0- 2	0- 0	0- 2				
0- 0	0- 0	0- 0	NEUTRAL	0- 0	0- 0	0- 0				

RPI 1-25				RPI 26-50				RPI 51-100				RPI 101+ Team's RPI: 295			
RPI	S	Opponent	Score	RPI	S	Opponent	Score	RPI	S	Opponent	Score	RPI	S	Opponent	Score
23	A	TCU	52 79					61	A	Troy	50 84	114	H	A&M-Corpus Christi	57 48
								100	A	Coastal Caro.	67 75	116	A	Kansas	48 68
								100	H	Coastal Caro.	59 69	127	H	UT Arlington	72 55
												167	H	New Orleans	51 49
												168	H	Louisiana	67 73
												183	H	Little Rock	66 78
												202	A	Dartmouth	61 51
												222	A	Oral Roberts	57 63
												234	A	South Alabama	76 78
												240	H	Arkansas St.	53 56
												252	A	Appalachian St.	65 73
												252	H	Appalachian St.	47 59
												255	A	Morgan St.	62 72
												300	H	UTSA	74 69
												318	H	Alcorn	67 59
												345	H	La.-Monroe	55 58
LAST 10 Division I															
252	H	Appalachian St.	47 59	168	H	Louisiana	67 73								
100	H	Coastal Caro.	59 69	345	H	La.-Monroe	55 58								
127	H	UT Arlington	72 55	252	A	Appalachian St.	65 73								
234	A	South Alabama	76 78	100	A	Coastal Caro.	67 75								
61	A	Troy	50 84	240	H	Arkansas St.	53 56								

Non-Div I Games: Texas Lutheran 72 31 Tex. Permian Basin 83 45

Texas St.

■ Loss,
 ■ Non-Conf,
 ■ S Site,
 ■ Home
 ■ Away
 N Neutral

Average RPI Win:	233	WON-LOST	WINNING	LAST 10	STRENGTH OF	OPP. STRENGTH	TEAM	ADJ.	CONF.	ADJ CONF.
Average RPI Loss:	76	RECORD	PCT. RANK	GAMES	SCHEDULE	OF SCHEDULE	RPI	RPI	RPI	RPI
DIV. I ONLY	14- 6	61	4-6	296	95	147	147	3	3	
DIV. I NON-CONF.	11- 0	1	1-0	351	335	167	167	4	4	
TOTALS	RPI 1-25	RPI 26-50	W-L RECORDS	RPI 51-100	RPI 101-150	RPI 150+				
14- 6	1- 1	2- 2	OVERALL	0- 0	1- 3	10- 0				
11- 2	0- 0	2- 1	HOME	0- 0	0- 1	9- 0				
2- 4	1- 1	0- 1	AWAY	0- 0	1- 2	0- 0				
1- 0	0- 0	0- 0	NEUTRAL	0- 0	0- 0	1- 0				
11- 0	0- 0	0- 0	NON-CONFERENCE	0- 0	1- 0	10- 0				
9- 0	0- 0	0- 0	HOME	0- 0	0- 0	9- 0				
1- 0	0- 0	0- 0	AWAY	0- 0	1- 0	0- 0				
1- 0	0- 0	0- 0	NEUTRAL	0- 0	0- 0	1- 0				
3- 6	1- 1	2- 2	CONFERENCE	0- 0	0- 3	0- 0				
2- 2	0- 0	2- 1	HOME	0- 0	0- 1	0- 0				
1- 4	1- 1	0- 1	AWAY	0- 0	0- 2	0- 0				
0- 0	0- 0	0- 0	NEUTRAL	0- 0	0- 0	0- 0				

RPI 1-25				RPI 26-50				RPI 51-100				RPI 101+ Team's RPI: 147			
RPI	S	Opponent	Score	RPI	S	Opponent	Score	RPI	S	Opponent	Score	RPI	S	Opponent	Score
9	A	Baylor	79 87	34	A	Texas	66 92					116	A	Kansas	50 67
23	A	TCU	80 76	38	H	Oklahoma	89 84					121	A	San Diego	64 60
				48	H	Iowa St.	66 96					123	A	Kansas St.	70 84
				49	H	Oklahoma St.	109 79					123	H	Kansas St.	72 76
												170	H	Sam Houston St.	99 57
												278	H	Ole Miss	84 48
												285	H	Prairie View	82 48
												300	H	UTSA	115 58
												323	H	Houston Baptist	59 51
												325	H	Ark.-Pine Bluff	81 55
												330	N	Purdue Fort Wayne	82 48
												333	H	Northwestern St.	79 49
												345	H	La.-Monroe	83 38
												347	H	Florida A&M	98 60
LAST 10 Division I															
123	A	Kansas St.	70 84	34	A	Texas	66 92								
49	H	Oklahoma St.	109 79	123	H	Kansas St.	72 76								
9	A	Baylor	79 87	23	A	TCU	80 76								
38	H	Oklahoma	89 84	48	H	Iowa St.	66 96								
116	A	Kansas	50 67	300	H	UTSA	115 58								

Non-Div I Games:

Texas Tech

■ Loss,
 ■ Non-Conf, S Site,
 ■ Home
 ■ Away
 N Neutral

T
o
l
e
d
o

Toledo				Through Games Of Feb. 8, 2020						
Average RPI Win:	191	WON-LOST	WINNING	LAST 10	STRENGTH OF	OPP. STRENGTH	TEAM	ADJ.	CONF.	ADJ CONF.
Average RPI Loss:	120	RECORD	PCT. RANK	GAMES	SCHEDULE	OF SCHEDULE	RPI	RPI	RPI	RPI
DIV. I ONLY		11- 10	159	6-4	133	132	149	149	10	10
DIV. I NON-CONF.		5- 6	187	0	176	209	200	200	10	10

TOTALS	RPI 1-25		RPI 26-50		W-L RECORDS		RPI 51-100		RPI 101-150	RPI 150+
11- 10	0- 1		0- 0		OVERALL		1- 3		4- 1	6- 5
6- 4	0- 0		0- 0		HOME		1- 1		2- 0	3- 3
4- 5	0- 1		0- 0		AWAY		0- 1		1- 1	3- 2
1- 1	0- 0		0- 0		NEUTRAL		0- 1		1- 0	0- 0
5- 6	0- 0		0- 0		NON-CONFERENCE		1- 3		1- 1	3- 2
2- 3	0- 0		0- 0		HOME		1- 1		0- 0	1- 2
2- 2	0- 0		0- 0		AWAY		0- 1		0- 1	2- 0
1- 1	0- 0		0- 0		NEUTRAL		0- 1		1- 0	0- 0
6- 4	0- 1		0- 0		CONFERENCE		0- 0		3- 0	3- 3
4- 1	0- 0		0- 0		HOME		0- 0		2- 0	2- 1
2- 3	0- 1		0- 0		AWAY		0- 0		1- 0	1- 2
0- 0	0- 0		0- 0		NEUTRAL		0- 0		0- 0	0- 0

T
o
l
e
d
o

RPI 1-25				RPI 26-50				RPI 51-100				RPI 101+ Team's RPI: 149			
RPI	S	Opponent	Score	RPI	S	Opponent	Score	RPI	S	Opponent	Score	RPI	S	Opponent	Score
18	A	Central Mich.	66 73					58	H	Belmont	53 48	105	A	Duquesne	74 79
								61	N	Troy	64 71	107	N	Pacific	66 65
								68	H	Dayton	42 60	111	A	Buffalo	78 62
								94	A	Notre Dame	51 54	111	H	Buffalo	71 59
												117	H	Kent St.	69 60
												161	H	Eastern Mich.	62 77
												163	H	Memphis	76 83
												166	A	Miami (OH)	83 92
												169	A	Northern Ill.	63 51
												177	A	Western Mich.	72 84
												182	H	Valparaiso	54 61
												198	H	Akron	65 61
												251	H	Bowling Green	79 72
												316	A	Georgia St.	74 48
												328	A	Detroit Mercy	82 64
												339	H	Canisius	83 65

LAST 10 Division I															
111	A	Buffalo	78 62	251	H	Bowling Green	79 72								
166	A	Miami (OH)	83 92	198	H	Akron	65 61								
117	H	Kent St.	69 60	169	A	Northern Ill.	63 51								
161	H	Eastern Mich.	62 77	111	H	Buffalo	71 59								
18	A	Central Mich.	66 73	177	A	Western Mich.	72 84								

Non-Div I Games:

Toledo

Average RPI Win: 206	WON-LOST	WINNING	LAST 10	STRENGTH OF	OPP. STRENGTH	TEAM	ADJ.	CONF.	ADJ CONF.
Average RPI Loss: 123	RECORD	PCT. RANK	GAMES	SCHEDULE	OF SCHEDULE	RPI	RPI	RPI	RPI
DIV. I ONLY	9- 10	204	6-4	149	111	189	189	14	14
DIV. I NON-CONF.	4- 6	212	1-0	150	59	219	219	13	13
TOTALS	RPI 1-25	RPI 26-50	W-L RECORDS	RPI 51-100	RPI 101-150	RPI 150+			
9- 10	0- 1	1- 1	OVERALL	0- 2	1- 3	7- 3			
6- 4	0- 0	1- 0	HOME	0- 1	1- 2	4- 1			
2- 5	0- 0	0- 1	AWAY	0- 1	0- 1	2- 2			
1- 1	0- 1	0- 0	NEUTRAL	0- 0	0- 0	1- 0			
4- 6	0- 1	0- 1	NON-CONFERENCE	0- 1	0- 1	4- 2			
3- 2	0- 0	0- 0	HOME	0- 1	0- 0	3- 1			
0- 3	0- 0	0- 1	AWAY	0- 0	0- 1	0- 1			
1- 1	0- 1	0- 0	NEUTRAL	0- 0	0- 0	1- 0			
5- 4	0- 0	1- 0	CONFERENCE	0- 1	1- 2	3- 1			
3- 2	0- 0	1- 0	HOME	0- 0	1- 2	1- 0			
2- 2	0- 0	0- 0	AWAY	0- 1	0- 0	2- 1			
0- 0	0- 0	0- 0	NEUTRAL	0- 0	0- 0	0- 0			

RPI 1-25				RPI 26-50				RPI 51-100				RPI 101+ Team's RPI: 189			
RPI	S	Opponent	Score	RPI	S	Opponent	Score	RPI	S	Opponent	Score	RPI	S	Opponent	Score
10	N	Iowa	72 100	43	H	James Madison	76 75	60	A	Drexel	50 59	121	A	San Diego	67 81
				47	A	Rutgers	53 67	69	H	Temple	59 74	128	H	William & Mary	75 83
												138	H	Northeastern	81 68
												144	H	Elon	61 74
												175	H	American	63 60
												191	H	Penn St.	67 73
												197	A	Delaware	62 69
												204	H	Mt. St. Mary's	73 57
												226	N	Iona	75 58
												246	A	Col. of Charleston	79 62
												247	H	Marshall	59 56
												258	A	San Diego St.	72 80
												261	A	UNCW	62 41
												314	H	Hofstra	84 71
LAST 10 Division I															
				197	A	Delaware	62 69					246	A	Col. of Charleston	79 62
				60	A	Drexel	50 59					43	H	James Madison	76 75
				314	H	Hofstra	84 71					128	H	William & Mary	75 83
				138	H	Northeastern	81 68					144	H	Elon	61 74
				261	A	UNCW	62 41					247	H	Marshall	59 56

Non-Div I Games: Chestnut Hill 86 49

Towson

Average RPI Win: 226		WON-LOST	WINNING	LAST 10	STRENGTH OF	OPP. STRENGTH	TEAM	ADJ.	CONF.	ADJ CONF.
Average RPI Loss: 73		RECORD	PCT. RANK	GAMES	SCHEDULE	OF SCHEDULE	RPI	RPI	RPI	RPI
DIV. I ONLY		17- 3	19	9-1	220	205	61	61	21	21
DIV. I NON-CONF.		7- 2	54	0	125	73	34	34	19	19
TOTALS		RPI 1-25	RPI 26-50		W-L RECORDS		RPI 51-100	RPI 101-150	RPI 150+	
17- 3	0- 1	0- 1		OVERALL		1- 0	4- 0		12- 1	
8- 1	0- 0	0- 0		HOME		1- 0	1- 0		6- 1	
7- 2	0- 1	0- 1		AWAY		0- 0	1- 0		6- 0	
2- 0	0- 0	0- 0		NEUTRAL		0- 0	2- 0		0- 0	
7- 2	0- 1	0- 1		NON-CONFERENCE		0- 0	3- 0		4- 0	
2- 0	0- 0	0- 0		HOME		0- 0	0- 0		2- 0	
3- 2	0- 1	0- 1		AWAY		0- 0	1- 0		2- 0	
2- 0	0- 0	0- 0		NEUTRAL		0- 0	2- 0		0- 0	
10- 1	0- 0	0- 0		CONFERENCE		1- 0	1- 0		8- 1	
6- 1	0- 0	0- 0		HOME		1- 0	1- 0		4- 1	
4- 0	0- 0	0- 0		AWAY		0- 0	0- 0		4- 0	
0- 0	0- 0	0- 0		NEUTRAL		0- 0	0- 0		0- 0	

RPI 1-25				RPI 26-50				RPI 51-100				RPI 101+			
RPI	S	Opponent	Score	RPI	S	Opponent	Score	RPI	S	Opponent	Score	RPI	S	Opponent	Score
13	A	Mississippi St.	82 122	39	A	Duke	85 99	100	H	Coastal Caro.	84 77	117	N	Kent St.	71 64
												127	H	UT Arlington	85 69
												129	A	Bethune-Cookman	68 62
												149	N	Toledo	71 64
												168	A	Louisiana	67 64
												168	H	Louisiana	73 79
												172	A	Samford	74 65
												231	A	Chattanooga	90 51
												234	H	South Alabama	85 68
												252	H	Appalachian St.	84 55
												269	H	ETSU	79 61
												295	H	Texas St.	84 50
												298	A	Ga. Southern	79 69
												299	H	Jacksonville St.	94 64
												316	A	Georgia St.	71 57
												345	A	La.-Monroe	72 65
												345	H	La.-Monroe	77 65
LAST 10 Division I															
				168	A	Louisiana	67 64	316	A	Georgia St.	71 57				
				345	H	La.-Monroe	77 65	298	A	Ga. Southern	79 69				
				234	H	South Alabama	85 68	168	H	Louisiana	73 79				
				127	H	UT Arlington	85 69	345	A	La.-Monroe	72 65				
				295	H	Texas St.	84 50	252	H	Appalachian St.	84 55				

Non-Div I Games:	AUM	72	42	Fort Valley St.	101	52
------------------	-----	----	----	-----------------	-----	----

Troy

■ Loss, ■ Non-Conf, S Site, H Home A Away N Neutral

Tulane

Through Games Of Feb. 8. 2020

Average RPI Win:	183	WON-LOST	WINNING	LAST 10	STRENGTH OF	OPP. STRENGTH	TEAM	ADJ.	CONF.	ADJ CONF.
Average RPI Loss:	100	RECORD	PCT. RANK	GAMES	SCHEDULE	OF SCHEDULE	RPI	RPI	RPI	RPI
DIV. I ONLY	12- 11	168	7-3	106	91	145	145	9	9	
DIV. I NON-CONF.	5- 8	221	0	87	86	202	202	9	9	
TOTALS	RPI 1-25	RPI 26-50	W-L RECORDS	RPI 51-100	RPI 101-150	RPI 150+				
12- 11	0- 1	0- 0	OVERALL	2- 6	2- 1	8- 3				
7- 7	0- 1	0- 0	HOME	2- 3	0- 1	5- 2				
5- 2	0- 0	0- 0	AWAY	0- 1	2- 0	3- 1				
0- 2	0- 0	0- 0	NEUTRAL	0- 2	0- 0	0- 0				
5- 8	0- 1	0- 0	NON-CONFERENCE	0- 5	1- 1	4- 1				
3- 6	0- 1	0- 0	HOME	0- 3	0- 1	3- 1				
2- 0	0- 0	0- 0	AWAY	0- 0	1- 0	1- 0				
0- 2	0- 0	0- 0	NEUTRAL	0- 2	0- 0	0- 0				
7- 3	0- 0	0- 0	CONFERENCE	2- 1	1- 0	4- 2				
4- 1	0- 0	0- 0	HOME	2- 0	0- 0	2- 1				
3- 2	0- 0	0- 0	AWAY	0- 1	1- 0	2- 1				
0- 0	0- 0	0- 0	NEUTRAL	0- 0	0- 0	0- 0				

RPI	S	Opponent	Score	RPI	S	Opponent	Score	RPI	S	Opponent	Score	RPI	S	Opponent	Score	Team's RPI: 145
21	H	LSU	54 59					54	H	UCF	60 59	115	H	Texas Southern	62 72	
								57	H	Colorado	52 62	139	A	Washington	64 62	
								62	H	Middle Tenn.	62 64	146	A	Wichita St.	61 56	
								65	H	Alabama	56 66	155	H	Houston	60 66	
								75	A	South Fla.	56 63	157	H	Jackson St.	82 46	
								76	N	Charlotte	56 60	163	A	Memphis	62 64	
								79	N	Boston College	76 89	163	H	Memphis	59 55	
								83	H	Cincinnati	64 59	210	H	Central Ark.	65 38	
												216	A	Southern Miss.	62 58	
												228	A	SMU	67 66	
												234	H	South Alabama	53 62	
												248	A	Tulsa	50 46	
												248	H	Tulsa	64 62	
												298	H	Ga. Southern	56 40	
LAST 10 Division I																
163	A	Memphis	62 64	83	H	Cincinnati	64 59									
155	H	Houston	60 66	228	A	SMU	67 66									
248	A	Tulsa	50 46	163	H	Memphis	59 55									
75	A	South Fla.	56 63	248	H	Tulsa	64 62									
54	H	UCF	60 59	146	A	Wichita St.	61 56									

Non-Div I Games:

Tulane

■ Loss,
 ■ Non-Conf, S Site,
 ■ Home
 ■ Away
 N Neutral

Average RPI Win:	247	WON-LOST	WINNING	LAST 10	STRENGTH OF	OPP. STRENGTH	TEAM	ADJ.	CONF.	ADJ CONF.
Average RPI Loss:	107	RECORD	PCT. RANK	GAMES	SCHEDULE	OF SCHEDULE	RPI	RPI	RPI	RPI
DIV. I ONLY	6- 17	300	1-9	95	94	248	248	9	9	
DIV. I NON-CONF.	5- 8	221	0	94	182	196	196	9	9	
TOTALS	RPI 1-25	RPI 26-50	W-L RECORDS	RPI 51-100	RPI 101-150	RPI 150+				
6- 17	0- 1	0- 4	OVERALL	0- 3	0- 5	6- 4				
5- 6	0- 0	0- 1	HOME	0- 3	0- 2	5- 0				
1- 9	0- 1	0- 1	AWAY	0- 0	0- 3	1- 4				
0- 2	0- 0	0- 2	NEUTRAL	0- 0	0- 0	0- 0				
5- 8	0- 0	0- 4	NON-CONFERENCE	0- 0	0- 2	5- 2				
4- 2	0- 0	0- 1	HOME	0- 0	0- 1	4- 0				
1- 4	0- 0	0- 1	AWAY	0- 0	0- 1	1- 2				
0- 2	0- 0	0- 2	NEUTRAL	0- 0	0- 0	0- 0				
1- 9	0- 1	0- 0	CONFERENCE	0- 3	0- 3	1- 2				
1- 4	0- 0	0- 0	HOME	0- 3	0- 1	1- 0				
0- 5	0- 1	0- 0	AWAY	0- 0	0- 2	0- 2				
0- 0	0- 0	0- 0	NEUTRAL	0- 0	0- 0	0- 0				

RPI S Opponent	Score	RPI S Opponent	Score	RPI S Opponent	Score	RPI S Opponent	Score	Team's RPI: 248
8 A UConn	34 92	30 N Western Ky.	63 76	54 H UCF	49 62	106 H SFA	63 67	
		36 N Marquette	60 61	69 H Temple	65 74	113 A Abilene Christian	63 73	
		41 A Arkansas	41 91	75 H South Fla.	52 68	145 A Tulane	62 64	
		49 H Oklahoma St.	48 78			145 H Tulane	46 50	
						146 A Wichita St.	46 57	
						163 A Memphis	44 63	
						183 A Little Rock	51 63	
						211 A UTEP	58 51	
						222 H Oral Roberts	67 65	
						224 A Stetson	60 66	
						228 A SMU	38 57	
						240 H Arkansas St.	79 77	
						262 H East Carolina	58 56	
						268 H Colorado St.	61 55	
						281 H LMU (CA)	75 56	
LAST 10 Division I								
54 H UCF	49 62	8 A UConn	34 92					
163 A Memphis	44 63	146 A Wichita St.	46 57					
145 H Tulane	46 50	75 H South Fla.	52 68					
228 A SMU	38 57	145 A Tulane	62 64					
262 H East Carolina	58 56	69 H Temple	65 74					

Non-Div I Games:

Tulsa

Average RPI Win:	216	WON-LOST	WINNING	LAST 10	STRENGTH OF	OPP. STRENGTH	TEAM	ADJ.	CONF.	ADJ CONF.
Average RPI Loss:	103	RECORD	PCT. RANK	GAMES	SCHEDULE	OF SCHEDULE	RPI	RPI	RPI	RPI
DIV. I ONLY	14- 8	93	7-3	171	130	110	110	13	13	
DIV. I NON-CONF.	6- 4	123	0	222	117	154	154	14	14	
TOTALS	RPI 1-25	RPI 26-50	W-L RECORDS	RPI 51-100	RPI 101-150	RPI 150+				
14- 8	0- 0	1- 2	OVERALL	0- 3	2- 1	11- 2				
9- 2	0- 0	1- 0	HOME	0- 1	1- 1	7- 0				
4- 5	0- 0	0- 2	AWAY	0- 1	0- 0	4- 2				
1- 1	0- 0	0- 0	NEUTRAL	0- 1	1- 0	0- 0				
6- 4	0- 0	0- 1	NON-CONFERENCE	0- 1	2- 1	4- 1				
4- 1	0- 0	0- 0	HOME	0- 0	1- 1	3- 0				
1- 2	0- 0	0- 1	AWAY	0- 0	0- 0	1- 1				
1- 1	0- 0	0- 0	NEUTRAL	0- 1	1- 0	0- 0				
8- 4	0- 0	1- 1	CONFERENCE	0- 2	0- 0	7- 1				
5- 1	0- 0	1- 0	HOME	0- 1	0- 0	4- 0				
3- 3	0- 0	0- 1	AWAY	0- 1	0- 0	3- 1				
0- 0	0- 0	0- 0	NEUTRAL	0- 0	0- 0	0- 0				

RPI S	Opponent	Score	RPI S	Opponent	Score	RPI S	Opponent	Score	RPI S	Opponent	Score	Team's RPI: 110
30	A Western Ky.	65 69	57	N Colorado	69 77	115	N Texas Southern	84 68				
32	H Old Dominion	76 65	76	H Charlotte	75 83	120	H Auburn	80 75				
38	A Oklahoma	75 82	87	A Rice	53 64	124	H Boise St.	81 83				
						163	A Memphis	52 77				
						172	H Samford	76 69				
						181	H Fla. Atlantic	92 73				
						211	H UTEP	63 51				
						216	A Southern Miss.	74 68				
						234	H South Alabama	77 61				
						242	A Louisiana Tech	71 51				
						247	A Marshall	56 61				
						260	A North Texas	51 50				
						289	H FIU	71 58				
						300	H UTSA	94 55				
						318	A Alcorn	86 65				
						334	H McNeese	97 70				
LAST 10 Division I												
260	A North Texas	51 50	216	A Southern Miss.	74 68							
87	A Rice	53 64	181	H Fla. Atlantic	92 73							
211	H UTEP	63 51	289	H FIU	71 58							
300	H UTSA	94 55	247	A Marshall	56 61							
242	A Louisiana Tech	71 51	30	A Western Ky.	65 69							

Non-Div I Games: Ala.-Huntsville 74 57 Tuskegee 103 60

UAB

Loss, Non-Conf, S Site, H Home A Away N Neutral

Average RPI Win:	246	WON-LOST	WINNING	LAST 10	STRENGTH OF	OPP. STRENGTH	TEAM	ADJ.	CONF.	ADJ CONF.
Average RPI Loss:	155	RECORD	PCT. RANK	GAMES	SCHEDULE	OF SCHEDULE	RPI	RPI	RPI	RPI
DIV. I ONLY	11- 10	159	7-3	195	229	160	160	27	27	
DIV. I NON-CONF.	4- 8	235	0-1	97	165	204	204	26	26	
TOTALS	RPI 1-25	RPI 26-50	W-L RECORDS	RPI 51-100	RPI 101-150	RPI 150+				
11- 10	0- 1	0- 0	OVERALL	0- 3	1- 0	10- 6				
7- 2	0- 0	0- 0	HOME	0- 0	1- 0	6- 2				
4- 8	0- 1	0- 0	AWAY	0- 3	0- 0	4- 4				
0- 0	0- 0	0- 0	NEUTRAL	0- 0	0- 0	0- 0				
4- 8	0- 1	0- 0	NON-CONFERENCE	0- 3	1- 0	3- 4				
3- 2	0- 0	0- 0	HOME	0- 0	1- 0	2- 2				
1- 6	0- 1	0- 0	AWAY	0- 3	0- 0	1- 2				
0- 0	0- 0	0- 0	NEUTRAL	0- 0	0- 0	0- 0				
7- 2	0- 0	0- 0	CONFERENCE	0- 0	0- 0	7- 2				
4- 0	0- 0	0- 0	HOME	0- 0	0- 0	4- 0				
3- 2	0- 0	0- 0	AWAY	0- 0	0- 0	3- 2				
0- 0	0- 0	0- 0	NEUTRAL	0- 0	0- 0	0- 0				

RPI 1-25			RPI 26-50			RPI 51-100			RPI 101+ Team's RPI: 160		
RPI	S	Opponent	Score	RPI	S	Opponent	Score	RPI	S	Opponent	Score
11	A	Stanford	55 67					51	A	Minnesota	67 76
								63	A	Fresno St.	65 73
								91	A	Montana St.	65 77
								150	H	Boston U.	75 68
								158	A	Saint Mary's (CA)	74 83
								178	H	Hawaii	62 49
								185	A	Northern Ariz.	71 61
								187	A	Pepperdine	67 70
								195	H	Portland St.	70 76
								206	H	Santa Clara	61 62
								232	A	Cal St. Fullerton	72 61
								244	H	San Francisco	79 67
								264	H	Long Beach St.	57 55
								272	A	UC Santa Barbara	56 46
								272	H	UC Santa Barbara	66 63
								287	H	CSUN	61 39
								288	A	UC Riverside	70 75
								302	A	UC Irvine	68 73
								308	H	Sacramento St.	77 75
								312	A	Cal Poly	42 36
LAST 10 Division I											
302	A	UC Irvine	68 73	272	A	UC Santa Barbara	56 46				
232	A	Cal St. Fullerton	72 61	264	H	Long Beach St.	57 55				
272	H	UC Santa Barbara	66 63	178	H	Hawaii	62 49				
287	H	CSUN	61 39	288	A	UC Riverside	70 75				
312	A	Cal Poly	42 36	11	A	Stanford	55 67				

Non-Div I Games: William Jessup 96 32

UC Davis

■ Loss,
 ■ Non-Conf,
 ■ S Site,
 ■ Home
 ■ A Away
 N Neutral

Average RPI Win: 231		WON-LOST	WINNING	LAST 10	STRENGTH OF	OPP. STRENGTH	TEAM	ADJ.	CONF.	ADJ CONF.
Average RPI Loss: 197		RECORD	PCT. RANK	GAMES	SCHEDULE	OF SCHEDULE	RPI	RPI	RPI	RPI
DIV. I ONLY		6- 16	293	3-7	256	211	302	302	27	27
DIV. I NON-CONF.		3- 10	282	0-1	154	162	276	276	26	26
TOTALS		RPI 1-25	RPI 26-50	W-L RECORDS		RPI 51-100	RPI 101-150	RPI 150+		
6- 16	0- 1		0- 0	OVERALL		0- 1	0- 2	6- 12		
3- 4	0- 0		0- 0	HOME		0- 0	0- 0	3- 4		
2- 8	0- 1		0- 0	AWAY		0- 1	0- 0	2- 6		
1- 4	0- 0		0- 0	NEUTRAL		0- 0	0- 2	1- 2		
3- 10	0- 1		0- 0	NON-CONFERENCE		0- 1	0- 2	3- 6		
2- 1	0- 0		0- 0	HOME		0- 0	0- 0	2- 1		
0- 5	0- 1		0- 0	AWAY		0- 1	0- 0	0- 3		
1- 4	0- 0		0- 0	NEUTRAL		0- 0	0- 2	1- 2		
3- 6	0- 0		0- 0	CONFERENCE		0- 0	0- 0	3- 6		
1- 3	0- 0		0- 0	HOME		0- 0	0- 0	1- 3		
2- 3	0- 0		0- 0	AWAY		0- 0	0- 0	2- 3		
0- 0	0- 0		0- 0	NEUTRAL		0- 0	0- 0	0- 0		

RPI 1-25					RPI 26-50					RPI 51-100					RPI 101+					Team's RPI: 302	
RPI	S	Opponent	Score		RPI	S	Opponent	Score		RPI	S	Opponent	Score		RPI	S	Opponent	Score			
7	A	Oregon St.	57	86						86	A	Washington St.	59	87	104	N	Vanderbilt	63	76		
															108	N	Davidson	72	78		
															152	H	San Jose St.	79	77		
															154	N	North Ala.	60	88		
															160	H	UC Davis	73	68		
															165	A	Southern Utah	68	82		
															178	A	Hawaii	70	94		
															195	H	Portland St.	61	70		
															195	N	Portland St.	83	75		
															228	A	SMU	56	59		
															244	N	San Francisco	61	68		
															264	H	Long Beach St.	46	56		
															272	A	UC Santa Barbara	57	67		
															272	H	UC Santa Barbara	61	65		
															281	H	LMU (CA)	80	65		
															287	A	CSUN	62	70		
															287	H	CSUN	51	56		
															288	A	UC Riverside	77	53		
															293	A	Denver	75	83		
															312	A	Cal Poly	68	57		
LAST 10 Division I																					
					160	H	UC Davis	73	68						287	H	CSUN	51	56		
					272	A	UC Santa Barbara	57	67						312	A	Cal Poly	68	57		
					288	A	UC Riverside	77	53						272	H	UC Santa Barbara	61	65		
					178	A	Hawaii	70	94						287	A	CSUN	62	70		
					264	H	Long Beach St.	46	56						228	A	SMU	56	59		

Non-Div I Games:	Westcliff	93	41
------------------	-----------	----	----

UC Irvine

■ Loss, ■ Non-Conf, S Site, H Home A Away N Neutral

Average RPI Win:	267	WON-LOST	WINNING	LAST 10	STRENGTH OF	OPP. STRENGTH	TEAM	ADJ.	CONF.	ADJ CONF.
Average RPI Loss:	186	RECORD	PCT. RANK	GAMES	SCHEDULE	OF SCHEDULE	RPI	RPI	RPI	RPI
DIV. I ONLY	7- 16	280	4-6	234	235	288	288	27	27	
DIV. I NON-CONF.	4- 10	259	1-0	192	199	259	259	26	26	
TOTALS	RPI 1-25	RPI 26-50	W-L RECORDS	RPI 51-100	RPI 101-150	RPI 150+				
7- 16	0- 2	0- 0	OVERALL	0- 1	0- 2	7- 11				
5- 4	0- 0	0- 0	HOME	0- 1	0- 0	5- 3				
2- 12	0- 2	0- 0	AWAY	0- 0	0- 2	2- 8				
0- 0	0- 0	0- 0	NEUTRAL	0- 0	0- 0	0- 0				
4- 10	0- 2	0- 0	NON-CONFERENCE	0- 1	0- 2	4- 5				
3- 2	0- 0	0- 0	HOME	0- 1	0- 0	3- 1				
1- 8	0- 2	0- 0	AWAY	0- 0	0- 2	1- 4				
0- 0	0- 0	0- 0	NEUTRAL	0- 0	0- 0	0- 0				
3- 6	0- 0	0- 0	CONFERENCE	0- 0	0- 0	3- 6				
2- 2	0- 0	0- 0	HOME	0- 0	0- 0	2- 2				
1- 4	0- 0	0- 0	AWAY	0- 0	0- 0	1- 4				
0- 0	0- 0	0- 0	NEUTRAL	0- 0	0- 0	0- 0				

RPI 1-25				RPI 26-50				RPI 51-100				RPI 101+ Team's RPI: 288			
RPI	S	Opponent	Score	RPI	S	Opponent	Score	RPI	S	Opponent	Score	RPI	S	Opponent	Score
1	A	Oregon	41 84					82	H	Southern California	59 76	102	A	VCU	51 67
24	A	Arizona	27 70									134	A	California	61 84
												160	H	UC Davis	75 70
												165	A	Southern Utah	68 79
												178	A	Hawaii	57 80
												178	H	Hawaii	59 65
												194	A	New Mexico	70 80
												211	A	UTEP	50 63
												212	H	CSU Bakersfield	53 52
												232	A	Cal St. Fullerton	61 71
												264	A	Long Beach St.	67 73
												268	A	Colorado St.	40 52
												272	H	UC Santa Barbara	66 61
												287	A	CSUN	67 62
												290	H	California Baptist	80 64
												302	H	UC Irvine	53 77
												312	A	Cal Poly	70 75
												321	A	New Mexico St.	60 58
												322	H	Weber St.	54 64
												326	H	Utah Valley	67 53
LAST 10 Division I															
232	A	Cal St. Fullerton	61 71	312	A	Cal Poly	70 75								
287	A	CSUN	67 62	272	H	UC Santa Barbara	66 61								
302	H	UC Irvine	53 77	178	A	Hawaii	57 80								
264	A	Long Beach St.	67 73	160	H	UC Davis	75 70								
178	H	Hawaii	59 65	212	H	CSU Bakersfield	53 52								

Non-Div I Games:

UC Riverside

■ Loss,
 ■ Non-Conf,
 ■ S Site,
 ■ Home
 ■ Away
 N Neutral

Average RPI Win:	271	WON-LOST	WINNING	LAST 10	STRENGTH OF	OPP. STRENGTH	TEAM	ADJ.	CONF.	ADJ CONF.
Average RPI Loss:	177	RECORD	PCT. RANK	GAMES	SCHEDULE	OF SCHEDULE	RPI	RPI	RPI	RPI
DIV. I ONLY	8- 13	241	4-6	230	294	272	272	27	27	
DIV. I NON-CONF.	4- 8	235	0-1	174	298	263	263	26	26	
TOTALS	RPI 1-25	RPI 26-50	W-L RECORDS	RPI 51-100	RPI 101-150	RPI 150+				
8- 13	0- 1	0- 0	OVERALL	1- 0	0- 2	7- 10				
5- 5	0- 0	0- 0	HOME	1- 0	0- 1	4- 4				
2- 7	0- 1	0- 0	AWAY	0- 0	0- 0	2- 6				
1- 1	0- 0	0- 0	NEUTRAL	0- 0	0- 1	1- 0				
4- 8	0- 1	0- 0	NON-CONFERENCE	1- 0	0- 2	3- 5				
3- 2	0- 0	0- 0	HOME	1- 0	0- 1	2- 1				
0- 5	0- 1	0- 0	AWAY	0- 0	0- 0	0- 4				
1- 1	0- 0	0- 0	NEUTRAL	0- 0	0- 1	1- 0				
4- 5	0- 0	0- 0	CONFERENCE	0- 0	0- 0	4- 5				
2- 3	0- 0	0- 0	HOME	0- 0	0- 0	2- 3				
2- 2	0- 0	0- 0	AWAY	0- 0	0- 0	2- 2				
0- 0	0- 0	0- 0	NEUTRAL	0- 0	0- 0	0- 0				

RPI 1-25				RPI 26-50				RPI 51-100				RPI 101+ Team's RPI: 272			
RPI	S	Opponent	Score	RPI	S	Opponent	Score	RPI	S	Opponent	Score	RPI	S	Opponent	Score
24	A	Arizona	42 61					82	H	Southern California	57 46	106	N	SFA	56 67
												107	H	Pacific	53 63
												152	H	San Jose St.	70 73
												158	A	Saint Mary's (CA)	43 64
												160	A	UC Davis	63 66
												160	H	UC Davis	46 56
												178	H	Hawaii	51 63
												212	A	CSU Bakersfield	62 66
												232	A	Cal St. Fullerton	75 66
												232	H	Cal St. Fullerton	68 70
												236	A	Grand Canyon	57 58
												258	H	San Diego St.	64 52
												288	A	UC Riverside	61 66
												290	A	California Baptist	81 85
												302	A	UC Irvine	65 61
												302	H	UC Irvine	67 57
												312	H	Cal Poly	52 50
												326	H	Utah Valley	59 51
												350	N	Chicago St.	96 65
LAST 10 Division I															
178	H	Hawaii	51 63	288	A	UC Riverside	61 66								
302	H	UC Irvine	67 57	302	A	UC Irvine	65 61								
160	A	UC Davis	63 66	312	H	Cal Poly	52 50								
232	A	Cal St. Fullerton	75 66	232	H	Cal St. Fullerton	68 70								
160	H	UC Davis	46 56	24	A	Arizona	42 61								

Non-Div I Games: Ottawa (AZ) 72 57

UC Santa Barbara

■ Loss,
 ■ Non-Conf,
 ■ S Site,
 ■ H Home
 ■ A Away
 N Neutral

Average RPI Win:	176	WON-LOST	WINNING	LAST 10	STRENGTH OF	OPP. STRENGTH	TEAM	ADJ.	CONF.	ADJ CONF.
Average RPI Loss:	55	RECORD	PCT. RANK	GAMES	SCHEDULE	OF SCHEDULE	RPI	RPI	RPI	RPI
DIV. I ONLY	13- 8	99	6-4	41	74	54	54	9	9	
DIV. I NON-CONF.	8- 4	90	1-0	19	82	42	42	9	9	
TOTALS	RPI 1-25	RPI 26-50	W-L RECORDS	RPI 51-100	RPI 101-150	RPI 150+				
13- 8	1- 2	0- 2	OVERALL	1- 3	1- 1	10- 0				
10- 1	1- 1	0- 0	HOME	0- 0	0- 0	9- 0				
3- 5	0- 0	0- 1	AWAY	1- 3	1- 1	1- 0				
0- 2	0- 1	0- 1	NEUTRAL	0- 0	0- 0	0- 0				
8- 4	1- 1	0- 2	NON-CONFERENCE	0- 1	1- 0	6- 0				
7- 0	1- 0	0- 0	HOME	0- 0	0- 0	6- 0				
1- 2	0- 0	0- 1	AWAY	0- 1	1- 0	0- 0				
0- 2	0- 1	0- 1	NEUTRAL	0- 0	0- 0	0- 0				
5- 4	0- 1	0- 0	CONFERENCE	1- 2	0- 1	4- 0				
3- 1	0- 1	0- 0	HOME	0- 0	0- 0	3- 0				
2- 3	0- 0	0- 0	AWAY	1- 2	0- 1	1- 0				
0- 0	0- 0	0- 0	NEUTRAL	0- 0	0- 0	0- 0				

RPI	S	Opponent	Score	RPI	S	Opponent	Score	RPI	S	Opponent	Score	RPI	S	Opponent	Score
4	N	UCLA	56 61	27	A	FGCU	50 72	58	A	Belmont	37 72	106	A	SFA	63 57
8	H	UConn	52 59	43	N	James Madison	43 46	69	A	Temple	65 67	145	A	Tulane	59 60
18	H	Central Mich.	64 58					75	A	South Fla.	64 57	158	H	Saint Mary's (CA)	67 58
								83	A	Cincinnati	64 81	159	H	Wright St.	69 53
												163	H	Memphis	82 66
												179	H	Quinnipiac	80 58
												197	H	Delaware	75 49
												224	H	Stetson	66 40
												228	H	SMU	67 57
												248	A	Tulsa	62 49
												262	H	East Carolina	91 55
												275	H	Pittsburgh	74 58
LAST 10 Division I															
248	A	Tulsa	62 49	75	A	South Fla.	64 57								
228	H	SMU	67 57	8	H	UConn	52 59								
69	A	Temple	65 67	83	A	Cincinnati	64 81								
163	H	Memphis	82 66	262	H	East Carolina	91 55								
145	A	Tulane	59 60	18	H	Central Mich.	64 58								

Non-Div I Games:

UCF

■ Loss,
■ Non-Conf,
■ S Site,
■ H Home
■ A Away
N Neutral

Average RPI Win:	115	WON-LOST	WINNING	LAST 10	STRENGTH OF	OPP. STRENGTH	TEAM	ADJ.	CONF.	ADJ CONF.
Average RPI Loss:	53	RECORD	PCT. RANK	GAMES	SCHEDULE	OF SCHEDULE	RPI	RPI	RPI	RPI
DIV. I ONLY	20- 2	9	8-2	37	25	4	4	1	1	
DIV. I NON-CONF.	11- 0	1	0	158	58	14	14	1	1	
TOTALS	RPI 1-25	RPI 26-50	W-L RECORDS	RPI 51-100	RPI 101-150	RPI 150+				
20- 2	3- 1	4- 0	OVERALL	6- 1	2- 0	5- 0				
11- 0	1- 0	2- 0	HOME	2- 0	2- 0	4- 0				
8- 2	2- 1	2- 0	AWAY	3- 1	0- 0	1- 0				
1- 0	0- 0	0- 0	NEUTRAL	1- 0	0- 0	0- 0				
11- 0	1- 0	2- 0	NON-CONFERENCE	2- 0	1- 0	5- 0				
6- 0	0- 0	1- 0	HOME	0- 0	1- 0	4- 0				
4- 0	1- 0	1- 0	AWAY	1- 0	0- 0	1- 0				
1- 0	0- 0	0- 0	NEUTRAL	1- 0	0- 0	0- 0				
9- 2	2- 1	2- 0	CONFERENCE	4- 1	1- 0	0- 0				
5- 0	1- 0	1- 0	HOME	2- 0	1- 0	0- 0				
4- 2	1- 1	1- 0	AWAY	2- 1	0- 0	0- 0				
0- 0	0- 0	0- 0	NEUTRAL	0- 0	0- 0	0- 0				

RPI 1-25				Team's RPI: 4		RPI 26-50				RPI 51-100				RPI 101+									
RPI	S	Opponent	Score		RPI	S	Opponent	Score		RPI	S	Opponent	Score		RPI	S	Opponent	Score					
11	A	Stanford	79	69	29	A	Arizona St.	70	61	54	N	UCF	61	56	107	H	Pacific	68	57				
15	A	Indiana	68	58	29	H	Arizona St.	68	66	57	A	Colorado	65	62	139	H	Washington	85	80				
24	A	Arizona	66	92	40	H	Yale	100	65	82	A	Southern California	68	70	235	H	Northern Colo.	92	58				
24	H	Arizona	70	58	50	A	Virginia	73	62	82	H	Southern California	83	59	264	H	Long Beach St.	86	51				

Non-Div I Games:

UCLA

Average RPI Win:	111	WON-LOST	WINNING	LAST 10	STRENGTH OF	OPP. STRENGTH	TEAM	ADJ.	CONF.	ADJ CONF.
Average RPI Loss:	5	RECORD	PCT. RANK	GAMES	SCHEDULE	OF SCHEDULE	RPI	RPI	RPI	RPI
DIV. I ONLY	20- 2	9	8-2	30	4	8	8	9	9	
DIV. I NON-CONF.	10- 2	29	1-2	7	1	3	3	9	9	
TOTALS	RPI 1-25	RPI 26-50	W-L RECORDS	RPI 51-100	RPI 101-150	RPI 150+				
20- 2	1- 2	4- 0	OVERALL	6- 0	3- 0	6- 0				
9- 2	0- 2	2- 0	HOME	2- 0	2- 0	3- 0				
10- 0	1- 0	1- 0	AWAY	4- 0	1- 0	3- 0				
1- 0	0- 0	1- 0	NEUTRAL	0- 0	0- 0	0- 0				
10- 2	1- 2	4- 0	NON-CONFERENCE	3- 0	2- 0	0- 0				
4- 2	0- 2	2- 0	HOME	1- 0	1- 0	0- 0				
5- 0	1- 0	1- 0	AWAY	2- 0	1- 0	0- 0				
1- 0	0- 0	1- 0	NEUTRAL	0- 0	0- 0	0- 0				
10- 0	0- 0	0- 0	CONFERENCE	3- 0	1- 0	6- 0				
5- 0	0- 0	0- 0	HOME	1- 0	1- 0	3- 0				
5- 0	0- 0	0- 0	AWAY	2- 0	0- 0	3- 0				
0- 0	0- 0	0- 0	NEUTRAL	0- 0	0- 0	0- 0				

RPI	S	Opponent	Score	RPI	S	Opponent	Score	RPI	S	Opponent	Score	RPI	S	Opponent	Score
1	H	Oregon	56 74	28	A	Ohio St.	73 62	54	A	UCF	59 52	104	A	Vanderbilt	64 51
9	H	Baylor	58 74	38	N	Oklahoma	97 53	64	A	Seton Hall	92 78	134	H	California	72 61
20	A	DePaul	84 74	45	H	Tennessee	60 45	68	A	Dayton	75 37	146	H	Wichita St.	83 55
				50	H	Virginia	83 44	69	A	Temple	83 54	155	H	Houston	91 51
								83	H	Cincinnati	80 50	163	A	Memphis	68 56
								94	H	Notre Dame	81 57	163	H	Memphis	94 55
												228	A	SMU	80 42
												248	H	Tulsa	92 34
												262	A	East Carolina	98 42
LAST 10 Division I															
163	H	Memphis	94 55	248	H	Tulsa	92 34								
1	H	Oregon	56 74	54	A	UCF	59 52								
83	H	Cincinnati	80 50	163	A	Memphis	68 56								
262	A	East Carolina	98 42	155	H	Houston	91 51								
45	H	Tennessee	60 45	9	H	Baylor	58 74								

Non-Div I Games:

UConn

Average RPI Win:	294	WON-LOST	WINNING	LAST 10	STRENGTH OF	OPP. STRENGTH	TEAM	ADJ.	CONF.	ADJ CONF.
Average RPI Loss:	198	RECORD	PCT. RANK	GAMES	SCHEDULE	OF SCHEDULE	RPI	RPI	RPI	RPI
DIV. I ONLY	3- 21	339	2-8	313	266	342	342	22	22	
DIV. I NON-CONF.	1- 10	329	0	309	203	339	339	20	20	
TOTALS	RPI 1-25	RPI 26-50	W-L RECORDS	RPI 51-100	RPI 101-150	RPI 150+				
3- 21	0- 1	0- 0	OVERALL	0- 1	0- 3	3- 16				
2- 10	0- 1	0- 0	HOME	0- 1	0- 0	2- 8				
1- 11	0- 0	0- 0	AWAY	0- 0	0- 3	1- 8				
0- 0	0- 0	0- 0	NEUTRAL	0- 0	0- 0	0- 0				
1- 10	0- 1	0- 0	NON-CONFERENCE	0- 0	0- 2	1- 7				
0- 5	0- 1	0- 0	HOME	0- 0	0- 0	0- 4				
1- 5	0- 0	0- 0	AWAY	0- 0	0- 2	1- 3				
0- 0	0- 0	0- 0	NEUTRAL	0- 0	0- 0	0- 0				
2- 11	0- 0	0- 0	CONFERENCE	0- 1	0- 1	2- 9				
2- 5	0- 0	0- 0	HOME	0- 1	0- 0	2- 4				
0- 6	0- 0	0- 0	AWAY	0- 0	0- 1	0- 5				
0- 0	0- 0	0- 0	NEUTRAL	0- 0	0- 0	0- 0				

RPI	S	Opponent	Score	RPI	S	Opponent	Score	RPI	S	Opponent	Score	RPI	S	Opponent	Score	Team's RPI: 342
22	H	Florida St.	42 86					55	H	IUPUI	49 88	116	A	Kansas	50 91	
												123	A	Kansas St.	40 84	
												137	A	Green Bay	36 73	
												159	H	Wright St.	43 58	
												161	H	Eastern Mich.	59 68	
												166	A	Miami (OH)	35 85	
												177	H	Western Mich.	52 80	
												182	A	Valparaiso	37 63	
												196	A	Cleveland St.	44 84	
												196	H	Cleveland St.	43 83	
												203	H	Northern Ky.	46 88	
												221	H	Eastern Ill.	45 80	
												233	A	Milwaukee	55 71	
												250	A	Youngstown St.	65 77	
												250	H	Youngstown St.	59 53	
												282	H	Indiana St.	40 61	
												283	A	Oakland	46 63	
												283	H	Oakland	70 64	
												328	A	Detroit Mercy	52 58	
												328	H	Detroit Mercy	62 70	
												330	A	Purdue Fort Wayne	50 61	
												350	A	Chicago St.	73 61	
LAST 10 Division I																
328	A	Detroit Mercy	52 58	137	A	Green Bay	36 73									
283	A	Oakland	46 63	233	A	Milwaukee	55 71									
196	H	Cleveland St.	43 83	203	H	Northern Ky.	46 88									
250	H	Youngstown St.	59 53	159	H	Wright St.	43 58									
55	H	IUPUI	49 88	283	H	Oakland	70 64									

Non-Div I Games:

UIC

■ Loss,
 ■ Non-Conf,
 S Site,
 ■ Home
 ■ Away
 N Neutral

Average RPI Win:	272	WON-LOST	WINNING	LAST 10	STRENGTH OF	OPP. STRENGTH	TEAM	ADJ.	CONF.	ADJ CONF.
Average RPI Loss:	203	RECORD	PCT. RANK	GAMES	SCHEDULE	OF SCHEDULE	RPI	RPI	RPI	RPI
DIV. I ONLY	7- 14	268	4-6	268	340	296	296	28	28	
DIV. I NON-CONF.	3- 7	252	0	269	329	305	305	28	28	
TOTALS	RPI 1-25	RPI 26-50	W-L RECORDS	RPI 51-100	RPI 101-150	RPI 150+				
7- 14	0- 0	0- 0	OVERALL	0- 3	0- 1	7- 10				
4- 4	0- 0	0- 0	HOME	0- 1	0- 0	4- 3				
3- 8	0- 0	0- 0	AWAY	0- 2	0- 1	3- 5				
0- 2	0- 0	0- 0	NEUTRAL	0- 0	0- 0	0- 2				
3- 7	0- 0	0- 0	NON-CONFERENCE	0- 1	0- 1	3- 5				
2- 1	0- 0	0- 0	HOME	0- 0	0- 0	2- 1				
1- 4	0- 0	0- 0	AWAY	0- 1	0- 1	1- 2				
0- 2	0- 0	0- 0	NEUTRAL	0- 0	0- 0	0- 2				
4- 7	0- 0	0- 0	CONFERENCE	0- 2	0- 0	4- 5				
2- 3	0- 0	0- 0	HOME	0- 1	0- 0	2- 2				
2- 4	0- 0	0- 0	AWAY	0- 1	0- 0	2- 3				
0- 0	0- 0	0- 0	NEUTRAL	0- 0	0- 0	0- 0				

RPI 1-25				RPI 26-50				RPI 51-100				RPI 101+ Team's RPI: 296					
RPI	S	Opponent	Score	RPI	S	Opponent	Score	RPI	S	Opponent	Score	RPI	S	Opponent	Score		
								77	A	Stony Brook	45	57	128	A	William & Mary	48	76
								77	H	Stony Brook	49	66	156	A	Lafayette	65	58
								99	A	Syracuse	48	82	191	H	Binghamton	43	61
													201	N	La Salle	58	74
													204	A	Mt. St. Mary's	61	71
													215	A	UMass Lowell	64	75
													215	H	UMass Lowell	65	52
													227	N	Kennesaw St.	44	59
													237	A	Maine	74	54
													255	H	Morgan St.	65	63
													257	H	New Hampshire	63	72
													267	H	Howard	61	72
													280	A	Wagner	60	67
													305	A	Vermont	58	60
													309	A	Albany (NY)	51	56
													343	H	Coppin St.	71	48
													348	A	Hartford	56	47
													348	H	Hartford	61	54
LAST 10 Division I																	
215	H	UMass Lowell	65	52	348	H	Hartford	61	54								
348	A	Hartford	56	47	257	H	New Hampshire	63	72								
77	H	Stony Brook	49	66	305	A	Vermont	58	60								
309	A	Albany (NY)	51	56	191	H	Binghamton	43	61								
237	A	Maine	74	54	215	A	UMass Lowell	64	75								

Non-Div I Games: Gettysburg 92 50

UMBC

■ Loss,
 ■ Non-Conf,
 ■ S Site,
 ■ H Home
 ■ A Away
 N Neutral

UMES				STRENGTH OF SCHEDULE	OPP. STRENGTH OF SCHEDULE	TEAM RPI	ADJ. RPI	CONF. RPI	ADJ CONF. RPI
Average RPI Win:	260	WON-LOST RECORD	WINNING PCT. RANK						
Average RPI Loss:	179		LAST 10 GAMES						
DIV. I ONLY	3- 16	323	2-8	191	295	315	315	29	29
DIV. I NON-CONF.	1- 10	329	0-2	120	177	310	310	29	29

TOTALS	RPI 1-25	RPI 26-50	W-L RECORDS	RPI 51-100	RPI 101-150	RPI 150+			
3- 16	0- 0	0- 2	OVERALL	0- 2	0- 3	3- 9			
2- 6	0- 0	0- 0	HOME	0- 0	0- 2	2- 4			
1- 10	0- 0	0- 2	AWAY	0- 2	0- 1	1- 5			
0- 0	0- 0	0- 0	NEUTRAL	0- 0	0- 0	0- 0			
1- 10	0- 0	0- 2	NON-CONFERENCE	0- 2	0- 2	1- 4			
1- 3	0- 0	0- 0	HOME	0- 0	0- 1	1- 2			
0- 7	0- 0	0- 2	AWAY	0- 2	0- 1	0- 2			
0- 0	0- 0	0- 0	NEUTRAL	0- 0	0- 0	0- 0			
2- 6	0- 0	0- 0	CONFERENCE	0- 0	0- 1	2- 5			
1- 3	0- 0	0- 0	HOME	0- 0	0- 1	1- 2			
1- 3	0- 0	0- 0	AWAY	0- 0	0- 0	1- 3			
0- 0	0- 0	0- 0	NEUTRAL	0- 0	0- 0	0- 0			

RPI 1-25			RPI 26-50			RPI 51-100			RPI 101+ Team's RPI: 315		
RPI	S	Opponent	Score	RPI	S	Opponent	Score	RPI	S	Opponent	Score
				32	A	Old Dominion	39 48	76	A	Charlotte	44 64
				37	A	Virginia Tech	43 86	99	A	Syracuse	50 65
								128	A	William & Mary	50 78
								132	H	N.C. A&T	31 67
								136	H	Richmond	52 64
								151	A	UNC Greensboro	48 86
								171	A	Norfolk St.	45 68
								204	H	Mt. St. Mary's	78 76
								241	H	Georgetown	39 57
								255	A	Morgan St.	71 61
								255	H	Morgan St.	44 55
								259	H	Longwood	62 71
								262	A	East Carolina	42 57
								266	A	Delaware St.	58 72
								267	H	Howard	58 79
								320	H	N.C. Central	65 63
								346	A	South Carolina St.	55 60

LAST 10 Division I											
				255	A	Morgan St.	71 61	320	H	N.C. Central	65 63
				266	A	Delaware St.	58 72	132	H	N.C. A&T	31 67
				255	H	Morgan St.	44 55	267	H	Howard	58 79
				346	A	South Carolina St.	55 60	76	A	Charlotte	44 64
				171	A	Norfolk St.	45 68	241	H	Georgetown	39 57

Non-Div I Games: Greensboro 65 48 Wesley 75 29

UMES

■ Loss,
 ■ Non-Conf,
 ■ S Site,
 ■ Home
 ■ A Away
 N Neutral

[illegible]

UMKC

Page 309

Average RPI Win:	294	WON-LOST	WINNING	LAST 10	STRENGTH OF	OPP. STRENGTH	TEAM	ADJ.	CONF.	ADJ CONF.
Average RPI Loss:	134	RECORD	PCT. RANK	GAMES	SCHEDULE	OF SCHEDULE	RPI	RPI	RPI	RPI
DIV. I ONLY	12- 12	175	7-3	237	309	215	215	28	28	
DIV. I NON-CONF.	4- 9	250	0	244	270	286	286	28	28	
TOTALS	RPI 1-25	RPI 26-50	W-L RECORDS	RPI 51-100	RPI 101-150	RPI 150+				
12- 12	0- 0	0- 1	OVERALL	0- 4	0- 4	12- 3				
7- 5	0- 0	0- 1	HOME	0- 1	0- 2	7- 1				
5- 7	0- 0	0- 0	AWAY	0- 3	0- 2	5- 2				
0- 0	0- 0	0- 0	NEUTRAL	0- 0	0- 0	0- 0				
4- 9	0- 0	0- 1	NON-CONFERENCE	0- 2	0- 4	4- 2				
2- 4	0- 0	0- 1	HOME	0- 0	0- 2	2- 1				
2- 5	0- 0	0- 0	AWAY	0- 2	0- 2	2- 1				
0- 0	0- 0	0- 0	NEUTRAL	0- 0	0- 0	0- 0				
8- 3	0- 0	0- 0	CONFERENCE	0- 2	0- 0	8- 1				
5- 1	0- 0	0- 0	HOME	0- 1	0- 0	5- 0				
3- 2	0- 0	0- 0	AWAY	0- 1	0- 0	3- 1				
0- 0	0- 0	0- 0	NEUTRAL	0- 0	0- 0	0- 0				

RPI	S	Opponent	Score	RPI	S	Opponent	Score	RPI	S	Opponent	Score	RPI	S	Opponent	Score	Team's RPI: 215
40	H	Yale	59 67	77	A	Stony Brook	41 60	116	A	Kansas	44 79	135	H	Cornell	56 70	
				77	H	Stony Brook	69 89	141	A	Providence	38 63	148	H	Massachusetts	58 74	
				79	A	Boston College	46 89	191	A	Binghamton	66 56	202	H	Dartmouth	51 62	
				84	A	Colgate	51 73	208	A	Merrimack	50 73	237	H	Maine	66 57	
								257	A	New Hampshire	66 53	257	H	New Hampshire	58 53	
								296	A	UMBC	52 65	296	H	UMBC	75 64	
								305	H	Vermont	61 47	309	H	Albany (NY)	53 51	
								319	A	Bryant	55 35	324	H	Fairleigh Dickinson	61 56	
								336	H	LIU Brooklyn	65 56	344	A	Central Conn. St.	56 54	
								348	A	Hartford	68 63					
LAST 10 Division I																
296	A	UMBC	52 65	309	H	Albany (NY)	53 51									
77	H	Stony Brook	69 89	237	H	Maine	66 57									
257	A	New Hampshire	66 53	191	A	Binghamton	66 56									
77	A	Stony Brook	41 60	348	A	Hartford	68 63									
305	H	Vermont	61 47	296	H	UMBC	75 64									

Non-Div I Games:

UMass Lowell

■ Loss,
 ■ Non-Conf,
 ■ S Site,
 ■ H Home
 ■ A Away
 N Neutral

UNC Asheville

Through Games Of Feb. 8, 2020

Average RPI Win:	260	WON-LOST	WINNING	LAST 10	STRENGTH OF	OPP. STRENGTH	TEAM	ADJ.	CONF.	ADJ CONF.
Average RPI Loss:	202	RECORD	PCT. RANK	GAMES	SCHEDULE	OF SCHEDULE	RPI	RPI	RPI	RPI
DIV. I ONLY	10- 10	175	4-6	284	334	243	243	25	25	
DIV. I NON-CONF.	4- 3	138	0	333	314	230	230	27	27	
TOTALS	RPI 1-25	RPI 26-50	W-L RECORDS	RPI 51-100	RPI 101-150	RPI 150+				
10- 10	0- 0	0- 0	OVERALL	0- 1	1- 1	9- 8				
4- 5	0- 0	0- 0	HOME	0- 0	1- 0	3- 5				
5- 5	0- 0	0- 0	AWAY	0- 1	0- 1	5- 3				
1- 0	0- 0	0- 0	NEUTRAL	0- 0	0- 0	1- 0				
4- 3	0- 0	0- 0	NON-CONFERENCE	0- 1	0- 0	4- 2				
1- 1	0- 0	0- 0	HOME	0- 0	0- 0	1- 1				
2- 2	0- 0	0- 0	AWAY	0- 1	0- 0	2- 1				
1- 0	0- 0	0- 0	NEUTRAL	0- 0	0- 0	1- 0				
6- 7	0- 0	0- 0	CONFERENCE	0- 0	1- 1	5- 6				
3- 4	0- 0	0- 0	HOME	0- 0	1- 0	2- 4				
3- 3	0- 0	0- 0	AWAY	0- 0	0- 1	3- 2				
0- 0	0- 0	0- 0	NEUTRAL	0- 0	0- 0	3- 0				

RPI S	Opponent	Score	RPI S	Opponent	Score	RPI S	Opponent	Score	RPI S	Opponent	Score	Team's RPI: 243
						59 A	Miami (FL)	46 75	118 A	Campbell	52 59	
									118 H	Campbell	60 52	
									151 H	UNC Greensboro	40 67	
									173 A	Hampton	59 68	
									173 H	Hampton	66 76	
									188 H	High Point	76 60	
									213 A	Radford	63 50	
									225 H	Gardner-Webb	59 65	
									238 N	Southern U.	53 34	
									253 A	Winthrop	50 43	
									259 A	Longwood	56 73	
									259 H	Longwood	51 54	
									265 A	Wofford	38 75	
									269 A	ETSU	72 54	
									303 H	Presbyterian	54 39	
									335 A	Western Caro.	64 47	
									337 A	USC Upstate	68 48	
									341 H	Charleston So.	48 60	
									346 H	South Carolina St.	82 51	
LAST 10 Division I												
			118 A	Campbell	52 59		225 H	Gardner-Webb	59 65			
			259 H	Longwood	51 54		341 H	Charleston So.	48 60			
			173 H	Hampton	66 76		213 A	Radford	63 50			
			253 A	Winthrop	50 43		188 H	High Point	76 60			
			259 A	Longwood	56 73		337 A	USC Upstate	68 48			

Non-Div I Games: Montreat 89 45 Lenoir-Rhyne 68 48

UNC Asheville

Loss, Non-Conf, S Site, H Home A Away N Neutral

UNC Greensboro

Through Games Of Feb. 8, 2020

Average RPI Win:	243	WON-LOST	WINNING	LAST 10	STRENGTH OF	OPP. STRENGTH	TEAM	ADJ.	CONF.	ADJ CONF.
Average RPI Loss:	165	RECORD	PCT. RANK	GAMES	SCHEDULE	OF SCHEDULE	RPI	RPI	RPI	RPI
DIV. I ONLY	14- 7	76	7-3	295	239	151	151	26	26	
DIV. I NON-CONF.	8- 4	90	1-0	167	293	97	97	22	22	

TOTALS	RPI 1-25	RPI 26-50	W-L RECORDS	RPI 51-100	RPI 101-150	RPI 150+
14- 7	0- 0	0- 0	OVERALL	0- 1	2- 3	12- 3
8- 2	0- 0	0- 0	HOME	0- 0	0- 1	8- 1
6- 5	0- 0	0- 0	AWAY	0- 1	2- 2	4- 2
0- 0	0- 0	0- 0	NEUTRAL	0- 0	0- 0	0- 0
8- 4	0- 0	0- 0	NON-CONFERENCE	0- 1	2- 3	6- 0
4- 1	0- 0	0- 0	HOME	0- 0	0- 1	4- 0
4- 3	0- 0	0- 0	AWAY	0- 1	2- 2	2- 0
0- 0	0- 0	0- 0	NEUTRAL	0- 0	0- 0	0- 0
6- 3	0- 0	0- 0	CONFERENCE	0- 0	0- 0	6- 3
4- 1	0- 0	0- 0	HOME	0- 0	0- 0	4- 1
2- 2	0- 0	0- 0	AWAY	0- 0	0- 0	2- 2
0- 0	0- 0	0- 0	NEUTRAL	0- 0	0- 0	0- 0

RPI 1-25	RPI 26-50	RPI 51-100	RPI 101+	Team's RPI: 151
RPI S Opponent Score	RPI S Opponent Score	RPI S Opponent Score	RPI S Opponent Score	
		100 A Coastal Caro. 54 63	109 A Liberty 58 53	
			112 A Wake Forest 67 65	
			118 A Campbell 64 72	
			132 A N.C. A&T 48 57	
			136 H Richmond 62 70	
			172 H Samford 42 56	
			188 H High Point 82 70	
			199 A Furman 59 53	
			231 A Chattanooga 59 74	
			231 H Chattanooga 49 41	
			243 A UNC Asheville 67 40	
			246 A Col. of Charleston 69 56	
			252 H Appalachian St. 54 47	
			265 A Wofford 61 66	
			269 A ETSU 65 45	
			269 H ETSU 63 47	
			315 H UMES 86 48	
			316 H Georgia St. 64 49	
			317 H Mercer 67 51	
			335 H Western Caro. 54 43	
LAST 10 Division I				
269 A ETSU 65 45	199 A Furman 59 53			
231 A Chattanooga 59 74	335 H Western Caro. 54 43			
172 H Samford 42 56	231 H Chattanooga 49 41			
317 H Mercer 67 51	269 H ETSU 63 47			
265 A Wofford 61 66	252 H Appalachian St. 54 47			

Non-Div I Games: Erskine 106 44 Concord 80 45 Lenoir-Rhyne 84 59

UNC Greensboro

Loss, Non-Conf, S Site, H Home A Away N Neutral

Average RPI Win:	258	WON-LOST	WINNING	LAST 10	STRENGTH OF	OPP. STRENGTH	TEAM	ADJ.	CONF.	ADJ CONF.
Average RPI Loss:	143	RECORD	PCT. RANK	GAMES	SCHEDULE	OF SCHEDULE	RPI	RPI	RPI	RPI
DIV. I ONLY	5- 14	297	3-7	139	221	261	261	14	14	
DIV. I NON-CONF.	2- 7	288	0	123	332	275	275	13	13	
TOTALS	RPI 1-25	RPI 26-50	W-L RECORDS	RPI 51-100	RPI 101-150	RPI 150+				
5- 14	0- 1	0- 1	OVERALL	0- 3	1- 4	4- 5				
2- 7	0- 0	0- 1	HOME	0- 2	0- 1	2- 3				
3- 6	0- 1	0- 0	AWAY	0- 0	1- 3	2- 2				
0- 1	0- 0	0- 0	NEUTRAL	0- 1	0- 0	0- 0				
2- 7	0- 1	0- 0	NON-CONFERENCE	0- 2	0- 1	2- 3				
1- 3	0- 0	0- 0	HOME	0- 1	0- 0	1- 2				
1- 3	0- 1	0- 0	AWAY	0- 0	0- 1	1- 1				
0- 1	0- 0	0- 0	NEUTRAL	0- 1	0- 0	0- 0				
3- 7	0- 0	0- 1	CONFERENCE	0- 1	1- 3	2- 2				
1- 4	0- 0	0- 1	HOME	0- 1	0- 1	1- 1				
2- 3	0- 0	0- 0	AWAY	0- 0	1- 2	1- 1				
0- 0	0- 0	0- 0	NEUTRAL	0- 0	0- 0	0- 0				

RPI 1-25				RPI 26-50				RPI 51-100				RPI 101+ Team's RPI: 261			
RPI	S	Opponent	Score	RPI	S	Opponent	Score	RPI	S	Opponent	Score	RPI	S	Opponent	Score
14	A	NC State	40 80	43	H	James Madison	58 66	60	H	Drexel	72 73	112	A	Wake Forest	55 65
								67	N	North Carolina	45 85	128	A	William & Mary	72 55
								100	H	Coastal Caro.	43 62	138	A	Northeastern	61 63
												144	A	Elon	53 77
												144	H	Elon	57 60
												189	H	Towson	41 62
												197	H	Delaware	71 65
												227	H	Kennesaw St.	56 58
												246	A	Col. of Charleston	63 67
												253	H	Winthrop	63 75
												259	A	Longwood	58 59
												303	A	Presbyterian	70 60
												314	A	Hofstra	62 59
												346	H	South Carolina St.	84 46
LAST 10 Division I															
144	H	Elon	57 60	43	H	James Madison	58 66	144	A	Elon	53 77				
138	A	Northeastern	61 63					128	A	William & Mary	72 55				
314	A	Hofstra	62 59					60	H	Drexel	72 73				
246	A	Col. of Charleston	63 67					197	H	Delaware	71 65				
189	H	Towson	41 62												

Non-Div I Games: Catawba 75 78 Mount Olive 75 67

UNCW

Loss, Non-Conf, S Site, H Home A Away N Neutral

Average RPI Win:	165	WON-LOST	WINNING	LAST 10	STRENGTH OF	OPP. STRENGTH	TEAM	ADJ.	CONF.	ADJ CONF.
Average RPI Loss:	35	RECORD	PCT. RANK	GAMES	SCHEDULE	OF SCHEDULE	RPI	RPI	RPI	RPI
DIV. I ONLY	12- 8	108	5-5	54	24	52	52	7	7	
DIV. I NON-CONF.	7- 3	80	0	107	3	48	48	7	7	
<hr/>										
TOTALS	RPI 1-25	RPI 26-50	W-L RECORDS	RPI 51-100	RPI 101-150	RPI 150+				
12- 8	1- 3	1- 3	OVERALL	2- 2	3- 0	5- 0				
7- 1	1- 1	0- 0	HOME	1- 0	1- 0	4- 0				
5- 5	0- 2	1- 2	AWAY	1- 1	2- 0	1- 0				
0- 2	0- 0	0- 1	NEUTRAL	0- 1	0- 0	0- 0				
7- 3	1- 0	1- 2	NON-CONFERENCE	1- 1	2- 0	2- 0				
3- 0	1- 0	0- 0	HOME	1- 0	0- 0	1- 0				
4- 1	0- 0	1- 1	AWAY	0- 0	2- 0	1- 0				
0- 2	0- 0	0- 1	NEUTRAL	0- 1	0- 0	0- 0				
5- 5	0- 3	0- 1	CONFERENCE	1- 1	1- 0	3- 0				
4- 1	0- 1	0- 0	HOME	0- 0	1- 0	3- 0				
1- 4	0- 2	0- 1	AWAY	1- 1	0- 0	0- 0				
0- 0	0- 0	0- 0	NEUTRAL	0- 0	0- 0	0- 0				

RPI 1-25				RPI 26-50				RPI 51-100 Team's RPI: 52				RPI 101+			
RPI	S	Opponent	Score	RPI	S	Opponent	Score	RPI	S	Opponent	Score	RPI	S	Opponent	Score
5	A	Missouri St.	66 80	28	N	Ohio St.	46 64	55	H	IUPUI	51 50	131	A	Missouri	78 73
5	H	Missouri St.	55 66	31	A	Creighton	54 57	65	N	Alabama	77 87	133	H	Loyola Chicago	70 50
10	H	Iowa	88 66	42	A	Bradley	47 61	78	A	Southern Ill.	60 57	146	A	Wichita St.	61 50
25	A	Drake	87 104	48	A	Iowa St.	71 63	80	A	Illinois St.	57 65	182	H	Valparaiso	77 70
<hr/>															
LAST 10 Division I															
5	H	Missouri St.	55 66	282	H	Indiana St.	73 43								
182	H	Valparaiso	77 70	327	H	Evansville	76 60								
133	H	Loyola Chicago	70 50	5	A	Missouri St.	66 80								
80	A	Illinois St.	57 65	78	A	Southern Ill.	60 57								
42	A	Bradley	47 61	25	A	Drake	87 104								

Non-Div I Games: Northwest Mo. St. 78 53

UNI

■ Loss,
 ■ Non-Conf, S Site,
 ■ Home
 ■ Away
 N Neutral

UNLV										
Average RPI Win:	215	WON-LOST	WINNING	LAST 10	STRENGTH OF	OPP. STRENGTH	TEAM	ADJ.	CONF.	ADJ CONF.
Average RPI Loss:	135	RECORD	PCT. RANK	GAMES	SCHEDULE	OF SCHEDULE	RPI	RPI	RPI	RPI
DIV. I ONLY	12- 11	168	7-3	173	148	176	176	17	17	
DIV. I NON-CONF.	4- 7	225	0	186	56	245	245	23	23	
<hr/>										
TOTALS	RPI 1-25	RPI 26-50	W-L RECORDS	RPI 51-100	RPI 101-150	RPI 150+				
12- 11	0- 0	0- 2	OVERALL	2- 3	1- 1	9- 5				
8- 5	0- 0	0- 2	HOME	2- 1	1- 1	5- 1				
4- 6	0- 0	0- 0	AWAY	0- 2	0- 0	4- 4				
0- 0	0- 0	0- 0	NEUTRAL	0- 0	0- 0	0- 0				
4- 7	0- 0	0- 2	NON-CONFERENCE	2- 1	0- 1	2- 3				
3- 4	0- 0	0- 2	HOME	2- 0	0- 1	1- 1				
1- 3	0- 0	0- 0	AWAY	0- 1	0- 0	1- 2				
0- 0	0- 0	0- 0	NEUTRAL	0- 0	0- 0	0- 0				
8- 4	0- 0	0- 0	CONFERENCE	0- 2	1- 0	7- 2				
5- 1	0- 0	0- 0	HOME	0- 1	1- 0	4- 0				
3- 3	0- 0	0- 0	AWAY	0- 1	0- 0	3- 2				
0- 0	0- 0	0- 0	NEUTRAL	0- 0	0- 0	0- 0				

RPI 1-25			RPI 26-50			RPI 51-100			RPI 101+ Team's RPI: 176		
RPI	S	Opponent	Score	RPI	S	Opponent	Score	RPI	S	Opponent	Score
39	H	Duke	45 57	56	H	St. John's (NY)	79 75	124	H	Boise St.	66 65
50	H	Virginia	55 63	63	A	Fresno St.	58 72	144	H	Elon	44 50
				63	H	Fresno St.	66 72	152	A	San Jose St.	60 62
				75	H	South Fla.	61 51	165	A	Southern Utah	68 72
				82	A	Southern California	54 75	187	A	Pepperdine	69 44
								194	A	New Mexico	68 51
								205	H	Wyoming	65 53
								232	H	Cal St. Fullerton	58 64
								236	A	Grand Canyon	51 53
								256	H	Nevada	66 64
								258	A	San Diego St.	39 48
								268	H	Colorado St.	56 52
								277	A	Utah St.	60 46
								277	H	Utah St.	69 45
								313	A	Air Force	67 60
								346	H	South Carolina St.	66 57
<hr/>											
LAST 10 Division I											
63	A	Fresno St.	58 72	194	A	New Mexico	68 51				
277	H	Utah St.	69 45	152	A	San Jose St.	60 62				
268	H	Colorado St.	56 52	205	H	Wyoming	65 53				
258	A	San Diego St.	39 48	124	H	Boise St.	66 65				
256	H	Nevada	66 64	313	A	Air Force	67 60				

Non-Div I Games:

UNLV

■ Loss,
 ■ Non-Conf,
 ■ S Site,
 ■ H Home
 ■ A Away
 N Neutral

USC Upstate

Through Games Of Feb. 8, 2020

Average RPI Win:	334	WON-LOST	WINNING	LAST 10	STRENGTH OF	OPP. STRENGTH	TEAM	ADJ.	CONF.	ADJ CONF.
Average RPI Loss:	188	RECORD	PCT. RANK	GAMES	SCHEDULE	OF SCHEDULE	RPI	RPI	RPI	RPI
DIV. I ONLY	5- 15	305	1-9	314	308	337	337	25	25	
DIV. I NON-CONF.	3- 4	201	0	338	193	300	300	27	27	
TOTALS	RPI 1-25	RPI 26-50	W-L RECORDS	RPI 51-100	RPI 101-150	RPI 150+				
5- 15	0- 1	0- 0	OVERALL	0- 1	0- 2	5- 11				
5- 6	0- 0	0- 0	HOME	0- 0	0- 1	5- 5				
0- 9	0- 1	0- 0	AWAY	0- 1	0- 1	0- 6				
0- 0	0- 0	0- 0	NEUTRAL	0- 0	0- 0	0- 0				
3- 4	0- 1	0- 0	NON-CONFERENCE	0- 1	0- 0	3- 2				
3- 0	0- 0	0- 0	HOME	0- 0	0- 0	3- 0				
0- 4	0- 1	0- 0	AWAY	0- 1	0- 0	0- 2				
0- 0	0- 0	0- 0	NEUTRAL	0- 0	0- 0	0- 0				
2- 11	0- 0	0- 0	CONFERENCE	0- 0	0- 2	2- 9				
2- 6	0- 0	0- 0	HOME	0- 0	0- 1	2- 5				
0- 5	0- 0	0- 0	AWAY	0- 0	0- 1	0- 4				
0- 0	0- 0	0- 0	NEUTRAL	0- 0	0- 0	0- 0				

RPI 1-25				RPI 26-50				RPI 51-100				RPI 101+ Team's RPI: 337			
RPI	S	Opponent	Score	RPI	S	Opponent	Score	RPI	S	Opponent	Score	RPI	S	Opponent	Score
2	A	South Carolina	32 112					89	A	Georgia	53 67	118	A	Campbell	38 50
												118	H	Campbell	72 80
												173	A	Hampton	40 60
												184	A	Jacksonville	43 87
												188	A	High Point	46 85
												188	H	High Point	45 81
												213	H	Radford	41 57
												225	A	Gardner-Webb	53 63
												243	H	UNC Asheville	48 68
												253	H	Winthrop	38 52
												259	H	Longwood	62 70
												262	A	East Carolina	48 69
												303	A	Presbyterian	42 55
												303	H	Presbyterian	70 60
												335	H	Western Caro.	70 62
												341	H	Charleston So.	70 53
												346	H	South Carolina St.	58 47
												347	H	Florida A&M	74 61
LAST 10 Division I															
188	H	High Point	45 81	225	A	Gardner-Webb	53 63								
303	H	Presbyterian	70 60	173	A	Hampton	40 60								
118	H	Campbell	72 80	259	H	Longwood	62 70								
303	A	Presbyterian	42 55	253	H	Winthrop	38 52								
213	H	Radford	41 57	243	H	UNC Asheville	48 68								

Non-Div I Games: Mars Hill 89 31 UNKNOWN 71 49

USC Upstate

Loss, Non-Conf, S Site, H Home A Away N Neutral

Average RPI Win: 242				Through Games Of Feb. 01, 1910						
Average RPI Loss: 83		WON-LOST RECORD	WINNING PCT. RANK	LAST 10 GAMES	STRENGTH OF SCHEDULE	OPP. STRENGTH OF SCHEDULE	TEAM RPI	ADJ. RPI	CONF. RPI	ADJ CONF. RPI
DIV. I ONLY		13- 10	134	6-4	108	168	127	127	21	21
DIV. I NON-CONF.		6- 6	164	0	88	64	122	122	19	19
TOTALS		RPI 1-25	RPI 26-50		W-L RECORDS		RPI 51-100	RPI 101-150	RPI 150+	
13- 10	0- 3	0- 1		OVERALL		0- 4	1- 1	12- 1		
8- 3	0- 0	0- 0		HOME		0- 2	0- 1	8- 0		
5- 4	0- 1	0- 0		AWAY		0- 2	1- 0	4- 1		
0- 3	0- 2	0- 1		NEUTRAL		0- 0	0- 0	0- 0		
6- 6	0- 3	0- 1		NON-CONFERENCE		0- 1	1- 1	5- 0		
3- 2	0- 0	0- 0		HOME		0- 1	0- 1	3- 0		
3- 1	0- 1	0- 0		AWAY		0- 0	1- 0	2- 0		
0- 3	0- 2	0- 1		NEUTRAL		0- 0	0- 0	0- 0		
7- 4	0- 0	0- 0		CONFERENCE		0- 3	0- 0	7- 1		
5- 1	0- 0	0- 0		HOME		0- 1	0- 0	5- 0		
2- 3	0- 0	0- 0		AWAY		0- 2	0- 0	2- 1		
0- 0	0- 0	0- 0		NEUTRAL		0- 0	0- 0	0- 0		

RPI 1-25					RPI 26-50					RPI 51-100					RPI 101+					Team's RPI: 127	
RPI	S	Opponent	Score		RPI	S	Opponent	Score		RPI	S	Opponent	Score		RPI	S	Opponent	Score			
1	N	Oregon	54	91	49	N	Oklahoma St.	47	60	61	A	Troy	69	85	115	H	Texas Southern	63	74		
6	N	Louisville	67	76						81	H	Marist	57	73	123	A	Kansas St.	57	53		
17	A	Northwestern	47	74						100	A	Coastal Caro.	56	62	159	H	Wright St.	68	62		
										100	H	Coastal Caro.	62	80	168	H	Louisiana	79	52		
															183	H	Little Rock	65	58		
															228	H	SMU	51	46		
															234	A	South Alabama	68	45		
															240	H	Arkansas St.	71	44		
															252	A	Appalachian St.	82	60		
															252	H	Appalachian St.	63	44		
															260	A	North Texas	68	49		
															295	A	Texas St.	55	72		
															345	H	La.-Monroe	72	34		
															349	A	Grambling	88	54		
															350	H	Chicago St.	84	53		
LAST 10 Division I																					
					100	H	Coastal Caro.	62	80	345	H	La.-Monroe	72	34							
					252	H	Appalachian St.	63	44	168	H	Louisiana	79	52							
					295	A	Texas St.	55	72	100	A	Coastal Caro.	56	62							
					61	A	Troy	69	85	252	A	Appalachian St.	82	60							
					234	A	South Alabama	68	45	183	H	Little Rock	65	58							

Non-Div I Games:

UT Arlington

■ Loss, ■ Non-Conf, S Site, H Home A Away N Neutral

Average RPI Win:	221	WON-LOST	WINNING	LAST 10	STRENGTH OF	OPP. STRENGTH	TEAM	ADJ.	CONF.	ADJ CONF.
Average RPI Loss:	68	RECORD	PCT. RANK	GAMES	SCHEDULE	OF SCHEDULE	RPI	RPI	RPI	RPI
DIV. I ONLY	15- 8	83	9-1	103	142	71	71	20	20	
DIV. I NON-CONF.	4- 7	225	0	18	12	114	114	24	24	
TOTALS	RPI 1-25	RPI 26-50	W-L RECORDS	RPI 51-100	RPI 101-150	RPI 150+				
15- 8	0- 3	0- 1	OVERALL	2- 3	0- 0	13- 1				
10- 1	0- 1	0- 0	HOME	2- 0	0- 0	8- 0				
5- 7	0- 2	0- 1	AWAY	0- 3	0- 0	5- 1				
0- 0	0- 0	0- 0	NEUTRAL	0- 0	0- 0	0- 0				
4- 7	0- 3	0- 1	NON-CONFERENCE	1- 3	0- 0	3- 0				
4- 1	0- 1	0- 0	HOME	1- 0	0- 0	3- 0				
0- 6	0- 2	0- 1	AWAY	0- 3	0- 0	0- 0				
0- 0	0- 0	0- 0	NEUTRAL	0- 0	0- 0	0- 0				
11- 1	0- 0	0- 0	CONFERENCE	1- 0	0- 0	10- 1				
6- 0	0- 0	0- 0	HOME	1- 0	0- 0	5- 0				
5- 1	0- 0	0- 0	AWAY	0- 0	0- 0	5- 1				
0- 0	0- 0	0- 0	NEUTRAL	0- 0	0- 0	0- 0				

RPI 1-25				RPI 26-50				RPI 51-100 Team's RPI: 71				RPI 101+			
RPI	S	Opponent	Score	RPI	S	Opponent	Score	RPI	S	Opponent	Score	RPI	S	Opponent	Score
6	H	Louisville	63 71	41	A	Arkansas	46 96	55	H	IUPUI	57 51	162	H	Tennessee Tech	71 62
12	A	Gonzaga	55 78					58	H	Belmont	74 57	172	H	Samford	80 75
13	A	Mississippi St.	46 82					78	A	Southern Ill.	59 70	193	A	Austin Peay	69 61
								80	A	Illinois St.	47 70	193	H	Austin Peay	65 61
								90	A	Saint Louis	50 56	221	A	Eastern Ill.	70 74
												231	H	Chattanooga	78 51
												239	A	Murray St.	89 64
												239	H	Murray St.	98 56
												249	A	Morehead St.	82 64
												272	A	Eastern Ky.	65 50
												276	H	Lipscomb	83 67
												299	H	Jacksonville St.	86 72
												338	A	SIUE	79 39
												340	H	Tennessee St.	88 71
LAST 10 Division I															
299	H	Jacksonville St.	86 72	221	A	Eastern Ill.	70 74								
162	H	Tennessee Tech	71 62	193	H	Austin Peay	65 61								
249	A	Morehead St.	82 64	239	H	Murray St.	98 56								
272	A	Eastern Ky.	65 50	58	H	Belmont	74 57								
338	A	SIUE	79 39	340	H	Tennessee St.	88 71								

Non-Div I Games:

UT Martin

■ Loss,
 ■ Non-Conf,
 ■ S Site,
 ■ H Home
 ■ A Away
 N Neutral

Average RPI Win:	260	WON-LOST	WINNING	LAST 10	STRENGTH OF	OPP. STRENGTH	TEAM	ADJ.	CONF.	ADJ CONF.
Average RPI Loss:	136	RECORD	PCT. RANK	GAMES	SCHEDULE	OF SCHEDULE	RPI	RPI	RPI	RPI
DIV. I ONLY	13- 9	112	5-5	260	199	211	211	13	13	
DIV. I NON-CONF.	7- 4	100	0	330	308	269	269	14	14	
TOTALS	RPI 1-25	RPI 26-50	W-L RECORDS	RPI 51-100	RPI 101-150	RPI 150+				
13- 9	0- 1	0- 1	OVERALL	1- 2	0- 1	12- 4				
11- 5	0- 1	0- 1	HOME	1- 1	0- 0	10- 2				
2- 4	0- 0	0- 0	AWAY	0- 1	0- 1	2- 2				
0- 0	0- 0	0- 0	NEUTRAL	0- 0	0- 0	0- 0				
7- 4	0- 1	0- 0	NON-CONFERENCE	0- 0	0- 0	7- 3				
6- 3	0- 1	0- 0	HOME	0- 0	0- 0	6- 2				
1- 1	0- 0	0- 0	AWAY	0- 0	0- 0	1- 1				
0- 0	0- 0	0- 0	NEUTRAL	0- 0	0- 0	0- 0				
6- 5	0- 0	0- 1	CONFERENCE	1- 2	0- 1	5- 1				
5- 2	0- 0	0- 1	HOME	1- 1	0- 0	4- 0				
1- 3	0- 0	0- 0	AWAY	0- 1	0- 1	1- 1				
0- 0	0- 0	0- 0	NEUTRAL	0- 0	0- 0	0- 0				

RPI 1-25				RPI 26-50				RPI 51-100				RPI 101+ Team's RPI: 211			
RPI	S	Opponent	Score	RPI	S	Opponent	Score	RPI	S	Opponent	Score	RPI	S	Opponent	Score
24	H	Arizona	43 54	32	H	Old Dominion	69 77	62	A	Middle Tenn.	60 76	110	A	UAB	51 63
								76	H	Charlotte	82 76	177	H	Western Mich.	76 46
								87	H	Rice	61 69	181	H	Fla. Atlantic	96 65
												194	H	New Mexico	78 93
												216	A	Southern Miss.	89 72
												228	A	SMU	56 60
												242	A	Louisiana Tech	80 87
												248	H	Tulsa	51 58
												260	H	North Texas	67 63
												288	H	UC Riverside	63 50
												289	H	FIU	64 34
												300	H	UTSA	94 54
												316	H	Georgia St.	71 68
												318	H	Alcorn	92 47
												321	A	New Mexico St.	63 57
												321	H	New Mexico St.	65 45
												322	H	Weber St.	70 51
LAST 10 Division I															
				32	H	Old Dominion	69 77	87	H	Rice	61 69				
				76	H	Charlotte	82 76	300	H	UTSA	94 54				
				110	A	UAB	51 63	242	A	Louisiana Tech	80 87				
				62	A	Middle Tenn.	60 76	216	A	Southern Miss.	89 72				
				260	H	North Texas	67 63	181	H	Fla. Atlantic	96 65				

Non-Div I Games:

UTEP

■ Loss,
 ■ Non-Conf, S Site,
 ■ Home
 ■ Away
 N Neutral

Average RPI Win:	302	WON-LOST	WINNING	LAST 10	STRENGTH OF	OPP. STRENGTH	TEAM	ADJ.	CONF.	ADJ CONF.
Average RPI Loss:	186	RECORD	PCT. RANK	GAMES	SCHEDULE	OF SCHEDULE	RPI	RPI	RPI	RPI
DIV. I ONLY	6- 13	278	5-5	294	325	306	306	31	31	
DIV. I NON-CONF.	1- 8	322	0	169	195	317	317	32	32	
TOTALS	RPI 1-25	RPI 26-50	W-L RECORDS	RPI 51-100	RPI 101-150	RPI 150+				
6- 13	0- 0	0- 1	OVERALL	0- 1	0- 4	6- 7				
4- 4	0- 0	0- 0	HOME	0- 0	0- 2	4- 2				
2- 7	0- 0	0- 1	AWAY	0- 1	0- 2	2- 3				
0- 2	0- 0	0- 0	NEUTRAL	0- 0	0- 0	0- 2				
1- 8	0- 0	0- 1	NON-CONFERENCE	0- 1	0- 4	1- 2				
1- 2	0- 0	0- 0	HOME	0- 0	0- 2	1- 0				
0- 4	0- 0	0- 1	AWAY	0- 1	0- 2	0- 0				
0- 2	0- 0	0- 0	NEUTRAL	0- 0	0- 0	0- 2				
5- 5	0- 0	0- 0	CONFERENCE	0- 0	0- 0	5- 5				
3- 2	0- 0	0- 0	HOME	0- 0	0- 0	3- 2				
2- 3	0- 0	0- 0	AWAY	0- 0	0- 0	2- 3				
0- 0	0- 0	0- 0	NEUTRAL	0- 0	0- 0	0- 0				

RPI 1-25	RPI 26-50	RPI 51-100	RPI 101+	Team's RPI: 306
RPI S Opponent Score	RPI S Opponent Score	RPI S Opponent Score	RPI S Opponent Score	Score
	34 A Texas 69 85	82 A Southern California 43 80	114 A A&M-Corpus Christi 50 61	
			114 H A&M-Corpus Christi 54 59	
			115 H Texas Southern 44 71	
			123 A Kansas St. 66 79	
			212 A CSU Bakersfield 66 52	
			219 A UMKC 56 60	
			219 H UMKC 58 72	
			236 A Grand Canyon 60 62	
			256 N Nevada 57 62	
			264 N Long Beach St. 65 69	
			290 H California Baptist 87 68	
			300 H UTSA 75 64	
			310 H Seattle U 85 81	
			321 A New Mexico St. 75 76	
			326 H Utah Valley 67 76	
			350 A Chicago St. 87 67	
			350 H Chicago St. 77 68	
LAST 10 Division I				
350 H Chicago St. 77 68	326 H Utah Valley 67 76			
219 H UMKC 58 72	310 H Seattle U 85 81			
212 A CSU Bakersfield 66 52	350 A Chicago St. 87 67			
236 A Grand Canyon 60 62	219 A UMKC 56 60			
321 A New Mexico St. 75 76	290 H California Baptist 87 68			

Non-Div I Games: Tex. A&M Int'l 72 56 Tex. A&M-Kingsville 66 45 Texas Lutheran 98 46 Minot St. 75 56

UTRGV

Loss, Non-Conf, S Site, H Home A Away N Neutral

Average RPI Win:	272	WON-LOST	WINNING	LAST 10	STRENGTH OF	OPP. STRENGTH	TEAM	ADJ.	CONF.	ADJ CONF.
Average RPI Loss:	154	RECORD	PCT. RANK	GAMES	SCHEDULE	OF SCHEDULE	RPI	RPI	RPI	RPI
DIV. I ONLY	3- 16	323	2-8	125	179	300	300	13	13	
DIV. I NON-CONF.	1- 7	321	0	206	272	322	322	14	14	
TOTALS	RPI 1-25	RPI 26-50	W-L RECORDS	RPI 51-100	RPI 101-150	RPI 150+				
3- 16	0- 0	0- 2	OVERALL	0- 4	0- 2	3- 8				
2- 6	0- 0	0- 1	HOME	0- 2	0- 0	2- 3				
1- 9	0- 0	0- 1	AWAY	0- 1	0- 2	1- 5				
0- 1	0- 0	0- 0	NEUTRAL	0- 1	0- 0	0- 0				
1- 7	0- 0	0- 1	NON-CONFERENCE	0- 1	0- 1	1- 4				
1- 1	0- 0	0- 0	HOME	0- 0	0- 0	1- 1				
0- 5	0- 0	0- 1	AWAY	0- 0	0- 1	0- 3				
0- 1	0- 0	0- 0	NEUTRAL	0- 1	0- 0	0- 0				
2- 9	0- 0	0- 1	CONFERENCE	0- 3	0- 1	2- 4				
1- 5	0- 0	0- 1	HOME	0- 2	0- 0	1- 2				
1- 4	0- 0	0- 0	AWAY	0- 1	0- 1	1- 2				
0- 0	0- 0	0- 0	NEUTRAL	0- 0	0- 0	0- 0				

RPI 1-25			RPI 26-50			RPI 51-100			RPI 101+			Team's RPI: 300
RPI	S	Opponent	Score	RPI	S	Opponent	Score	RPI	S	Opponent	Score	
				32	H	Old Dominion	43 62	62	A	Middle Tenn.	48 69	110 A UAB 55 94
				34	A	Texas	53 84	76	H	Charlotte	47 67	147 A Texas Tech 58 115
								87	H	Rice	62 74	170 H Sam Houston St. 77 81
								96	N	Utah	45 91	178 A Hawaii 50 62
												181 H Fla. Atlantic 53 80
												211 A UTEP 54 94
												216 A Southern Miss. 65 82
												242 A Louisiana Tech 82 73
												260 H North Texas 55 79
												286 H Incarnate Word 63 56
												289 H FIU 60 45
												295 A Texas St. 69 74
												306 A UTRGV 64 75
LAST 10 Division I												
				76	H	Charlotte	47 67	260	H	North Texas	55 79	
				32	H	Old Dominion	43 62	211	A	UTEP	54 94	
				62	A	Middle Tenn.	48 69	216	A	Southern Miss.	65 82	
				110	A	UAB	55 94	242	A	Louisiana Tech	82 73	
				87	H	Rice	62 74	289	H	FIU	60 45	

Non-Div I Games: Texas Wesleyan 80 78 Southwest (NM) 79 62 Concordia (TX) 73 44

UTSA

Loss, Non-Conf, S Site, H Home A Away N Neutral

Average RPI Win:	182	WON-LOST	WINNING	LAST 10	STRENGTH OF	OPP. STRENGTH	TEAM	ADJ.	CONF.	ADJ CONF.
Average RPI Loss:	55	RECORD	PCT. RANK	GAMES	SCHEDULE	OF SCHEDULE	RPI	RPI	RPI	RPI
DIV. I ONLY	11- 11	175	4-6	53	20	96	96	1	1	
DIV. I NON-CONF.	7- 4	100	0	308	155	207	207	1	1	
TOTALS	RPI 1-25	RPI 26-50	W-L RECORDS	RPI 51-100	RPI 101-150	RPI 150+				
11- 11	0- 6	0- 1	OVERALL	3- 2	3- 1	5- 1				
5- 6	0- 3	0- 1	HOME	1- 1	0- 1	4- 0				
4- 5	0- 3	0- 0	AWAY	2- 1	2- 0	0- 1				
2- 0	0- 0	0- 0	NEUTRAL	0- 0	1- 0	1- 0				
7- 4	0- 0	0- 1	NON-CONFERENCE	1- 1	1- 1	5- 1				
4- 2	0- 0	0- 1	HOME	0- 0	0- 1	4- 0				
1- 2	0- 0	0- 0	AWAY	1- 1	0- 0	0- 1				
2- 0	0- 0	0- 0	NEUTRAL	0- 0	1- 0	1- 0				
4- 7	0- 6	0- 0	CONFERENCE	2- 1	2- 0	0- 0				
1- 4	0- 3	0- 0	HOME	1- 1	0- 0	0- 0				
3- 3	0- 3	0- 0	AWAY	1- 0	2- 0	0- 0				
0- 0	0- 0	0- 0	NEUTRAL	0- 0	0- 0	0- 0				

RPI 1-25				RPI 26-50				RPI 51-100				RPI 101+			
RPI	S	Opponent	Score	RPI	S	Opponent	Score	RPI	S	Opponent	Score	RPI	S	Opponent	Score
1	A	Oregon	51 88	44	H	South Dakota	81 84	57	A	Colorado	84 69	115	N	Texas Southern	61 52
1	H	Oregon	63 90					57	H	Colorado	70 80	134	A	California	71 62
4	H	UCLA	54 84					72	A	BYU	77 73	139	A	Washington	74 65
7	A	Oregon St.	48 77					82	H	Southern California	67 65	141	H	Providence	60 67
7	H	Oregon St.	65 77					83	A	Cincinnati	62 68	222	H	Oral Roberts	78 58
11	A	Stanford	49 82									245	A	Xavier	63 70
												256	H	Nevada	68 62
												300	N	UTSA	91 45
												307	H	Eastern Wash.	87 49
												322	H	Weber St.	75 46
LAST 10 Division I															
139	A	Washington	74 65	57	A	Colorado	84 69								
7	H	Oregon St.	65 77	82	H	Southern California	67 65								
1	H	Oregon	63 90	4	H	UCLA	54 84								
11	A	Stanford	49 82	1	A	Oregon	51 88								
134	A	California	71 62	7	A	Oregon St.	48 77								

Non-Div I Games:

Utah

Average RPI Win:	245	WON-LOST	WINNING	LAST 10	STRENGTH OF	OPP. STRENGTH	TEAM	ADJ.	CONF.	ADJ CONF.
Average RPI Loss:	178	RECORD	PCT. RANK	GAMES	SCHEDULE	OF SCHEDULE	RPI	RPI	RPI	RPI
DIV. I ONLY	6- 17	300	2-8	185	214	277	277	17	17	
DIV. I NON-CONF.	4- 6	212	0	112	208	171	171	23	23	
TOTALS	RPI 1-25	RPI 26-50	W-L RECORDS	RPI 51-100	RPI 101-150	RPI 150+				
6- 17	0- 2	0- 0	OVERALL	0- 2	1- 2	5- 11				
3- 7	0- 0	0- 0	HOME	0- 0	0- 2	3- 5				
3- 10	0- 2	0- 0	AWAY	0- 2	1- 0	2- 6				
0- 0	0- 0	0- 0	NEUTRAL	0- 0	0- 0	0- 0				
4- 6	0- 2	0- 0	NON-CONFERENCE	0- 1	0- 1	4- 2				
3- 1	0- 0	0- 0	HOME	0- 0	0- 1	3- 0				
1- 5	0- 2	0- 0	AWAY	0- 1	0- 0	1- 2				
0- 0	0- 0	0- 0	NEUTRAL	0- 0	0- 0	0- 0				
2- 11	0- 0	0- 0	CONFERENCE	0- 1	1- 1	1- 9				
0- 6	0- 0	0- 0	HOME	0- 0	0- 1	0- 5				
2- 5	0- 0	0- 0	AWAY	0- 1	1- 0	1- 4				
0- 0	0- 0	0- 0	NEUTRAL	0- 0	0- 0	0- 0				

RPI 1-25				RPI 26-50				RPI 51-100				RPI 101+ Team's RPI: 277			
RPI	S	Opponent	Score	RPI	S	Opponent	Score	RPI	S	Opponent	Score	RPI	S	Opponent	Score
1	A	Oregon	52 109					63	A	Fresno St.	64 76	124	A	Boise St.	58 56
7	A	Oregon St.	46 75					72	A	BYU	50 67	124	H	Boise St.	59 65
												142	H	Portland	64 70
												152	H	San Jose St.	61 76
												176	A	UNLV	45 69
												176	H	UNLV	46 60
												200	H	Idaho St.	69 61
												205	H	Wyoming	54 65
												232	A	Cal St. Fullerton	62 83
												256	A	Nevada	60 69
												258	A	San Diego St.	62 66
												258	H	San Diego St.	51 59
												260	H	North Texas	66 55
												264	A	Long Beach St.	56 48
												268	A	Colorado St.	55 56
												310	H	Seattle U	70 63
												313	A	Air Force	53 52
												313	H	Air Force	45 62
												326	A	Utah Valley	49 57
LAST 10 Division I															
124	A	Boise St.	58 56	313	A	Air Force	53 52								
176	A	UNLV	45 69	124	H	Boise St.	59 65								
258	H	San Diego St.	51 59	256	A	Nevada	60 69								
205	H	Wyoming	54 65	313	H	Air Force	45 62								
268	A	Colorado St.	55 56	258	A	San Diego St.	62 66								

Non-Div I Games: Dixie St. 61 49

Utah St.

Utah Valley

Through Games Of Feb. 8, 2020

Average RPI Win:	297	WON-LOST	WINNING	LAST 10	STRENGTH OF	OPP. STRENGTH	TEAM	ADJ.	CONF.	ADJ CONF.
Average RPI Loss:	225	RECORD	PCT. RANK	GAMES	SCHEDULE	OF SCHEDULE	RPI	RPI	RPI	RPI
DIV. I ONLY	6- 13	278	6-4	337	336	326	326	31	31	
DIV. I NON-CONF.	1- 9	326	1-0	304	291	343	343	32	32	
TOTALS	RPI 1-25	RPI 26-50	W-L RECORDS	RPI 51-100	RPI 101-150	RPI 150+				
6- 13	0- 0	0- 0	OVERALL	0- 1	0- 1	6- 11				
4- 6	0- 0	0- 0	HOME	0- 0	0- 0	4- 6				
2- 7	0- 0	0- 0	AWAY	0- 1	0- 1	2- 5				
0- 0	0- 0	0- 0	NEUTRAL	0- 0	0- 0	0- 0				
1- 9	0- 0	0- 0	NON-CONFERENCE	0- 1	0- 1	1- 7				
1- 4	0- 0	0- 0	HOME	0- 0	0- 0	1- 4				
0- 5	0- 0	0- 0	AWAY	0- 1	0- 1	0- 3				
0- 0	0- 0	0- 0	NEUTRAL	0- 0	0- 0	0- 0				
5- 4	0- 0	0- 0	CONFERENCE	0- 0	0- 0	5- 4				
3- 2	0- 0	0- 0	HOME	0- 0	0- 0	3- 2				
2- 2	0- 0	0- 0	AWAY	0- 0	0- 0	2- 2				
0- 0	0- 0	0- 0	NEUTRAL	0- 0	0- 0	0- 0				

RPI 1-25				RPI 26-50				RPI 51-100				RPI 101+				Team's RPI: 326	
RPI	S	Opponent	Score	RPI	S	Opponent	Score	RPI	S	Opponent	Score	RPI	S	Opponent	Score		
								72	A	BYU	57	71	124	A	Boise St.	69	77
												165	H	Southern Utah	58	71	
												174	H	Montana	52	63	
												200	H	Idaho St.	61	88	
												212	H	CSU Bakersfield	53	55	
												219	H	UMKC	62	41	
												236	H	Grand Canyon	59	66	
												256	H	Nevada	57	60	
												272	A	UC Santa Barbara	51	59	
												277	H	Utah St.	57	49	
												288	A	UC Riverside	53	67	
												290	A	California Baptist	67	80	
												306	A	UTRGV	76	67	
												310	A	Seattle U	80	82	
												310	H	Seattle U	70	58	
												321	A	New Mexico St.	58	54	
												322	A	Weber St.	46	72	
												350	H	Chicago St.	89	58	
LAST 10 Division I																	
				310	A	Seattle U	80	82		321	A	New Mexico St.	58	54			
				290	A	California Baptist	67	80		310	H	Seattle U	70	58			
				236	H	Grand Canyon	59	66		219	H	UMKC	62	41			
				212	H	CSU Bakersfield	53	55		350	H	Chicago St.	89	58			
				306	A	UTRGV	76	67		277	H	Utah St.	57	49			

Non-Div I Games: Antelope Valley 77 61 Ottawa (AZ) 99 50

Utah Valley

■ Loss,
 ■ Non-Conf, S Site,
 ■ Home
 ■ Away
 N Neutral

Average RPI Win:	181	WON-LOST	WINNING	LAST 10	STRENGTH OF	OPP. STRENGTH	TEAM	ADJ.	CONF.	ADJ CONF.
Average RPI Loss:	105	RECORD	PCT. RANK	GAMES	SCHEDULE	OF SCHEDULE	RPI	RPI	RPI	RPI
DIV. I ONLY	13- 9	112	8-2	104	105	102	102	12	12	
DIV. I NON-CONF.	5- 8	221	0-1	131	104	218	218	12	12	
TOTALS	RPI 1-25	RPI 26-50	W-L RECORDS	RPI 51-100	RPI 101-150	RPI 150+				
13- 9	0- 0	1- 0	OVERALL	2- 5	3- 3	7- 1				
7- 4	0- 0	1- 0	HOME	1- 1	1- 3	4- 0				
5- 5	0- 0	0- 0	AWAY	1- 4	2- 0	2- 1				
1- 0	0- 0	0- 0	NEUTRAL	0- 0	0- 0	1- 0				
5- 8	0- 0	1- 0	NON-CONFERENCE	0- 5	0- 2	4- 1				
4- 3	0- 0	1- 0	HOME	0- 1	0- 2	3- 0				
0- 5	0- 0	0- 0	AWAY	0- 4	0- 0	0- 1				
1- 0	0- 0	0- 0	NEUTRAL	0- 0	0- 0	1- 0				
8- 1	0- 0	0- 0	CONFERENCE	2- 0	3- 1	3- 0				
3- 1	0- 0	0- 0	HOME	1- 0	1- 1	1- 0				
5- 0	0- 0	0- 0	AWAY	1- 0	2- 0	2- 0				
0- 0	0- 0	0- 0	NEUTRAL	0- 0	0- 0	0- 0				

RPI S	Opponent	Score	RPI S	Opponent	Score	RPI S	Opponent	Score	RPI S	Opponent	Score	Team's RPI: 102
32	H Old Dominion	62 49	62	A Middle Tenn.	63 86	105	H Duquesne	76 79	128	H William & Mary	55 69	
			64	A Seton Hall	33 53	132	H N.C. A&T	58 69	136	A Richmond	57 42	
			75	A South Fla.	55 77	136	H Richmond	53 50	148	A Massachusetts	61 46	
			79	A Boston College	52 87	190	A Rhode Island	75 54	209	H Saint Joseph's	47 40	
			83	H Cincinnati	56 58	216	A Southern Miss.	39 51	217	A George Mason	82 63	
			90	A Saint Louis	65 52	252	H Appalachian St.	66 38	262	H East Carolina	53 40	
			95	H Fordham	62 52	288	H UC Riverside	67 51	304	N Omaha	74 66	
LAST 10 Division I												
136	A Richmond	57 42	136	H Richmond	53 50							
105	H Duquesne	76 79	90	A Saint Louis	65 52							
95	H Fordham	62 52	209	H Saint Joseph's	47 40							
217	A George Mason	82 63	190	A Rhode Island	75 54							
148	A Massachusetts	61 46	132	H N.C. A&T	58 69							

Non-Div I Games:

VCU

■ Loss,
 ■ Non-Conf,
 ■ S Site,
 ■ H Home
 ■ A Away
 N Neutral

Valparaiso

Through Games Of Feb. 8, 2020

Average RPI Win:	271	WON-LOST	WINNING	LAST 10	STRENGTH OF	OPP. STRENGTH	TEAM	ADJ.	CONF.	ADJ CONF.
Average RPI Loss:	61	RECORD	PCT. RANK	GAMES	SCHEDULE	OF SCHEDULE	RPI	RPI	RPI	RPI
DIV. I ONLY	13- 9	112	5-5	277	119	182	182	7	7	
DIV. I NON-CONF.	8- 3	68	0	323	244	137	137	7	7	
TOTALS	RPI 1-25	RPI 26-50	W-L RECORDS	RPI 51-100	RPI 101-150	RPI 150+				
13- 9	0- 3	0- 2	OVERALL	0- 3	2- 0	11- 1				
7- 4	0- 1	0- 1	HOME	0- 2	1- 0	6- 0				
6- 4	0- 2	0- 0	AWAY	0- 1	1- 0	5- 1				
0- 1	0- 0	0- 1	NEUTRAL	0- 0	0- 0	0- 0				
8- 3	0- 1	0- 1	NON-CONFERENCE	0- 0	1- 0	7- 1				
4- 0	0- 0	0- 0	HOME	0- 0	0- 0	4- 0				
4- 2	0- 1	0- 0	AWAY	0- 0	1- 0	3- 1				
0- 1	0- 0	0- 1	NEUTRAL	0- 0	0- 0	0- 0				
5- 6	0- 2	0- 1	CONFERENCE	0- 3	1- 0	4- 0				
3- 4	0- 1	0- 1	HOME	0- 2	1- 0	2- 0				
2- 2	0- 1	0- 0	AWAY	0- 1	0- 0	2- 0				
0- 0	0- 0	0- 0	NEUTRAL	0- 0	0- 0	0- 0				

RPI S	Opponent	Score	RPI S	Opponent	Score	RPI S	Opponent	Score	RPI S	Opponent	Score	Team's RPI: 182
5	H Missouri St.	68 81	28	N Ohio St.	38 89	52	A UNI	70 77	133	H Loyola Chicago	66 64	
17	A Northwestern	48 69	42	H Bradley	61 75	78	H Southern Ill.	51 67	149	A Toledo	61 54	
25	A Drake	66 87				80	H Illinois St.	60 72	218	A North Dakota	63 65	
									221	A Eastern Ill.	78 66	
									249	H Morehead St.	55 53	
									251	H Bowling Green	95 90	
									279	A North Dakota St.	66 54	
									282	A Indiana St.	75 56	
									282	H Indiana St.	61 45	
									327	A Evansville	88 66	
									327	H Evansville	72 54	
									328	A Detroit Mercy	77 58	
									342	H UIC	63 37	
									350	H Chicago St.	95 49	
LAST 10 Division I												
282	H Indiana St.	61 45	42	H Bradley	61 75							
327	H Evansville	72 54	80	H Illinois St.	60 72							
52	A UNI	70 77	327	A Evansville	88 66							
25	A Drake	66 87	282	A Indiana St.	75 56							
133	H Loyola Chicago	66 64	5	H Missouri St.	68 81							

Non-Div I Games:

Valparaiso

■ Loss,
■ Non-Conf,
■ S Site,
■ H Home
■ A Away
N Neutral

Vanderbilt

Through Games Of Feb. 8, 2020

Average RPI Win:	199	WON-LOST	WINNING	LAST 10	STRENGTH OF	OPP. STRENGTH	TEAM	ADJ.	CONF.	ADJ CONF.
Average RPI Loss:	52	RECORD	PCT. RANK	GAMES	SCHEDULE	OF SCHEDULE	RPI	RPI	RPI	RPI
DIV. I ONLY	12- 10	145	3-7	46	85	104	104	4	4	
DIV. I NON-CONF.	10- 3	58	1-0	116	255	76	76	5	5	
TOTALS	RPI 1-25	RPI 26-50	W-L RECORDS	RPI 51-100	RPI 101-150	RPI 150+				
12- 10	0- 3	0- 3	OVERALL	2- 2	2- 2	8- 0				
8- 5	0- 3	0- 2	HOME	1- 0	1- 0	6- 0				
3- 3	0- 0	0- 0	AWAY	1- 1	1- 2	1- 0				
1- 2	0- 0	0- 1	NEUTRAL	0- 1	0- 0	1- 0				
10- 3	0- 1	0- 1	NON-CONFERENCE	1- 1	1- 0	8- 0				
7- 1	0- 1	0- 0	HOME	1- 0	0- 0	6- 0				
2- 0	0- 0	0- 0	AWAY	0- 0	1- 0	1- 0				
1- 2	0- 0	0- 1	NEUTRAL	0- 1	0- 0	1- 0				
2- 7	0- 2	0- 2	CONFERENCE	1- 1	1- 2	0- 0				
1- 4	0- 2	0- 2	HOME	0- 0	1- 0	0- 0				
1- 3	0- 0	0- 0	AWAY	1- 1	0- 2	0- 0				
0- 0	0- 0	0- 0	NEUTRAL	0- 0	0- 0	0- 0				

RPI S	Opponent	Score	RPI S	Opponent	Score	RPI S	Opponent	Score	RPI S	Opponent	Score	Team's RPI: 104
2	H South Carolina	57 93	41	H Arkansas	66 100	64	N Seton Hall	65 69	119	A Florida	60 68	
8	H UConn	51 64	45	H Tennessee	69 78	65	A Alabama	61 98	120	A Auburn	62 70	
13	H Mississippi St.	52 68	47	N Rutgers	56 62	89	A Georgia	63 55	120	H Auburn	77 55	
						90	H Saint Louis	62 50	139	A Washington	76 74	
									162	H Tennessee Tech	75 61	
									164	H Columbia	72 51	
									199	H Furman	74 46	
									213	H Radford	80 46	
									272	H Eastern Ky.	75 69	
									299	H Jacksonville St.	88 66	
									302	N UC Irvine	76 63	
									340	A Tennessee St.	106 55	
LAST 10 Division I												
120	A Auburn	62 70	2	H South Carolina	57 93							
45	H Tennessee	69 78	89	A Georgia	63 55							
65	A Alabama	61 98	119	A Florida	60 68							
13	H Mississippi St.	52 68	120	H Auburn	77 55							
41	H Arkansas	66 100	164	H Columbia	72 51							

Non-Div I Games:

Vanderbilt

Loss, Non-Conf, S Site, H Home A Away N Neutral

Average RPI Win:	312	WON-LOST	WINNING	LAST 10	STRENGTH OF	OPP. STRENGTH	TEAM	ADJ.	CONF.	ADJ CONF.
Average RPI Loss:	194	RECORD	PCT. RANK	GAMES	SCHEDULE	OF SCHEDULE	RPI	RPI	RPI	RPI
DIV. I ONLY	10- 13	217	5-5	342	323	305	305	28	28	
DIV. I NON-CONF.	5- 7	205	0	312	320	294	294	28	28	
TOTALS	RPI 1-25	RPI 26-50	W-L RECORDS	RPI 51-100	RPI 101-150	RPI 150+				
10- 13	0- 0	0- 0	OVERALL	0- 2	0- 2	10- 9				
8- 4	0- 0	0- 0	HOME	0- 0	0- 1	8- 3				
2- 9	0- 0	0- 0	AWAY	0- 2	0- 1	2- 6				
0- 0	0- 0	0- 0	NEUTRAL	0- 0	0- 0	0- 0				
5- 7	0- 0	0- 0	NON-CONFERENCE	0- 1	0- 2	5- 4				
4- 2	0- 0	0- 0	HOME	0- 0	0- 1	4- 1				
1- 5	0- 0	0- 0	AWAY	0- 1	0- 1	1- 3				
0- 0	0- 0	0- 0	NEUTRAL	0- 0	0- 0	0- 0				
5- 6	0- 0	0- 0	CONFERENCE	0- 1	0- 0	5- 5				
4- 2	0- 0	0- 0	HOME	0- 0	0- 0	4- 2				
1- 4	0- 0	0- 0	AWAY	0- 1	0- 0	1- 3				
0- 0	0- 0	0- 0	NEUTRAL	0- 0	0- 0	0- 0				

RPI S	Opponent	Score	RPI S	Opponent	Score	RPI S	Opponent	Score	RPI S	Opponent	Score	Team's RPI: 305
						51	A Minnesota	58 90	133	A Loyola Chicago	76 78	
						77	A Stony Brook	49 67	148	H Massachusetts	49 83	
									190	A Rhode Island	74 77	
									191	H Binghamton	65 62	
									202	A Dartmouth	55 72	
									208	A Merrimack	53 78	
									215	A UMass Lowell	47 61	
									237	A Maine	59 70	
									237	H Maine	47 65	
									257	H New Hampshire	51 59	
									263	H Saint Francis (PA)	69 73	
									296	H UMBC	60 58	
									297	H Navy	64 56	
									309	A Albany (NY)	49 58	
									309	H Albany (NY)	52 36	
									319	H Bryant	71 66	
									332	H NJIT	65 59	
									336	A LIU Brooklyn	73 62	
									339	H Canisius	76 53	
									348	A Hartford	63 53	
									348	H Hartford	62 51	
LAST 10 Division I												
			348	H Hartford	62 51		237	H Maine	47 65			
			237	A Maine	59 70		348	A Hartford	63 53			
			309	H Albany (NY)	52 36		191	H Binghamton	65 62			
			257	H New Hampshire	51 59		296	H UMBC	60 58			
			215	A UMass Lowell	47 61		77	A Stony Brook	49 67			

Non-Div I Games: Norwich 86 40

Vermont

Loss, Non-Conf, S Site, H Home A Away N Neutral

Villanova

Through Games Of Feb. 8, 2020

Average RPI Win:	151	WON-LOST	WINNING	LAST 10	STRENGTH OF	OPP. STRENGTH	TEAM	ADJ.	CONF.	ADJ CONF.
Average RPI Loss:	75	RECORD	PCT. RANK	GAMES	SCHEDULE	OF SCHEDULE	RPI	RPI	RPI	RPI
DIV. I ONLY	13- 10	134	6-4	89	42	92	92	6	6	
DIV. I NON-CONF.	6- 5	151	1-0	83	46	96	96	6	6	
TOTALS	RPI 1-25	RPI 26-50	W-L RECORDS	RPI 51-100	RPI 101-150	RPI 150+				
13- 10	0- 1	0- 3	OVERALL	6- 3	1- 1	6- 2				
7- 5	0- 0	0- 2	HOME	2- 1	1- 1	4- 1				
6- 5	0- 1	0- 1	AWAY	4- 2	0- 0	2- 1				
0- 0	0- 0	0- 0	NEUTRAL	0- 0	0- 0	0- 0				
6- 5	0- 0	0- 1	NON-CONFERENCE	3- 2	0- 0	3- 2				
3- 2	0- 0	0- 1	HOME	1- 0	0- 0	2- 1				
3- 3	0- 0	0- 0	AWAY	2- 2	0- 0	1- 1				
0- 0	0- 0	0- 0	NEUTRAL	0- 0	0- 0	0- 0				
7- 5	0- 1	0- 2	CONFERENCE	3- 1	1- 1	3- 0				
4- 3	0- 0	0- 1	HOME	1- 1	1- 1	2- 0				
3- 2	0- 1	0- 1	AWAY	2- 0	0- 0	1- 0				
0- 0	0- 0	0- 0	NEUTRAL	0- 0	0- 0	0- 0				

RPI 1-25				RPI 26-50				RPI 51-100				Team's RPI: 92	RPI 101+			
RPI	S	Opponent	Score	RPI	S	Opponent	Score	RPI	S	Opponent	Score		RPI	S	Opponent	Score
20	A	DePaul	69 85	31	H	Creighton	42 58	56	A	St. John's (NY)	67 62		103	H	Butler	41 58
				36	A	Marquette	52 57	56	H	St. John's (NY)	66 64		141	H	Providence	51 49
				43	H	James Madison	52 56	60	A	Drexel	52 54		153	H	George Washington	56 68
								64	A	Seton Hall	61 55		175	A	American	54 76
								64	H	Seton Hall	63 65		201	A	La Salle	77 69
								69	A	Temple	69 74		209	H	Saint Joseph's	60 44
								85	H	Penn	70 58		230	H	Manhattan	63 51
								89	A	Georgia	63 58		241	H	Georgetown	74 53
								95	A	Fordham	73 66		245	A	Xavier	55 54
													245	H	Xavier	66 54
LAST 10 Division I																
245	A	Xavier	55 54	241	H	Georgetown	74 53									
64	H	Seton Hall	63 65	85	H	Penn	70 58									
56	H	St. John's (NY)	66 64	245	H	Xavier	66 54									
36	A	Marquette	52 57	103	H	Butler	41 58									
20	A	DePaul	69 85	56	A	St. John's (NY)	67 62									

Non-Div I Games:

Villanova

Loss, Non-Conf, S Site, H Home A Away N Neutral

Virginia

Through Games Of Feb. 8, 2020

Average RPI Win:	111	WON-LOST	WINNING	LAST 10	STRENGTH OF	OPP. STRENGTH	TEAM	ADJ.	CONF.	ADJ CONF.
Average RPI Loss:	44	RECORD	PCT. RANK	GAMES	SCHEDULE	OF SCHEDULE	RPI	RPI	RPI	RPI
DIV. I ONLY	10- 13	217	5-5	2	38	50	50	5	5	
DIV. I NON-CONF.	5- 6	187	0	1	40	24	24	3	3	
TOTALS	RPI 1-25	RPI 26-50	W-L RECORDS	RPI 51-100	RPI 101-150	RPI 150+				
10- 13	0- 5	3- 3	OVERALL	4- 4	0- 1	3- 0				
7- 4	0- 1	3- 2	HOME	3- 1	0- 0	1- 0				
3- 8	0- 3	0- 1	AWAY	1- 3	0- 1	2- 0				
0- 1	0- 1	0- 0	NEUTRAL	0- 0	0- 0	0- 0				
5- 6	0- 3	2- 2	NON-CONFERENCE	1- 1	0- 0	2- 0				
3- 2	0- 1	2- 1	HOME	1- 0	0- 0	0- 0				
2- 3	0- 1	0- 1	AWAY	0- 1	0- 0	2- 0				
0- 1	0- 1	0- 0	NEUTRAL	0- 0	0- 0	0- 0				
5- 7	0- 2	1- 1	CONFERENCE	3- 3	0- 1	1- 0				
4- 2	0- 0	1- 1	HOME	2- 1	0- 0	1- 0				
1- 5	0- 2	0- 0	AWAY	1- 2	0- 1	0- 0				
0- 0	0- 0	0- 0	NEUTRAL	0- 0	0- 0	0- 0				

RPI	S	Opponent	Score	RPI	S	Opponent	Score	RPI	S	Opponent	Score	RPI	S	Opponent	Score
4	H	UCLA	62 73	26	H	Kentucky	47 50	67	A	North Carolina	68 78	112	A	Wake Forest	56 62
6	A	Louisville	56 71	32	H	Old Dominion	56 53	67	H	North Carolina	47 65	176	A	UNLV	63 55
8	A	UConn	44 83	37	H	Virginia Tech	61 69	74	H	Bucknell	84 60	186	H	Clemson	70 54
13	N	Mississippi St.	59 72	39	H	Duke	66 63	79	A	Boston College	69 52	287	A	CSUN	72 47
14	A	NC State	60 80	43	H	James Madison	55 49	82	A	Southern California	49 59				
				47	A	Rutgers	63 73	88	A	Georgia Tech	51 61				
								94	H	Notre Dame	90 60				
								99	H	Syracuse	57 41				
LAST 10 Division I															
186	H	Clemson	70 54	37	H	Virginia Tech	61 69								
99	H	Syracuse	57 41	112	A	Wake Forest	56 62								
67	A	North Carolina	68 78	79	A	Boston College	69 52								
94	H	Notre Dame	90 60	39	H	Duke	66 63								
6	A	Louisville	56 71	14	A	NC State	60 80								

Non-Div I Games:

Virginia

■ Loss,
■ Non-Conf, S Site,
■ Home
■ Away
N Neutral

Average RPI Win:	142	WON-LOST	WINNING	LAST 10	STRENGTH OF	OPP. STRENGTH	TEAM	ADJ.	CONF.	ADJ CONF.
Average RPI Loss:	46	RECORD	PCT. RANK	GAMES	SCHEDULE	OF SCHEDULE	RPI	RPI	RPI	RPI
DIV. I ONLY	16- 6	48	6-4	61	35	37	37	5	5	
DIV. I NON-CONF.	10- 1	20	0	115	107	26	26	3	3	
TOTALS	RPI 1-25	RPI 26-50	W-L RECORDS	RPI 51-100	RPI 101-150	RPI 150+				
16- 6	0- 3	2- 1	OVERALL	5- 2	3- 0	6- 0				
11- 1	0- 1	1- 0	HOME	3- 0	2- 0	5- 0				
2- 4	0- 2	1- 1	AWAY	0- 1	0- 0	1- 0				
3- 1	0- 0	0- 0	NEUTRAL	2- 1	1- 0	0- 0				
10- 1	0- 0	1- 0	NON-CONFERENCE	2- 1	3- 0	4- 0				
6- 0	0- 0	1- 0	HOME	0- 0	2- 0	3- 0				
1- 0	0- 0	0- 0	AWAY	0- 0	0- 0	1- 0				
3- 1	0- 0	0- 0	NEUTRAL	2- 1	1- 0	0- 0				
6- 5	0- 3	1- 1	CONFERENCE	3- 1	0- 0	2- 0				
5- 1	0- 1	0- 0	HOME	3- 0	0- 0	2- 0				
1- 4	0- 2	1- 1	AWAY	0- 1	0- 0	0- 0				
0- 0	0- 0	0- 0	NEUTRAL	0- 0	0- 0	0- 0				

RPI 1-25				RPI 26-50				Team's RPI: 37		RPI 51-100				RPI 101+			
RPI	S	Opponent	Score	RPI	S	Opponent	Score		RPI	S	Opponent	Score	RPI	S	Opponent	Score	
14	A	NC State	69 76	33	H	Purdue	67 54		58	N	Belmont	60 58	108	H	Davidson	88 68	
14	H	NC State	59 71	39	A	Duke	67 72		59	H	Miami (FL)	69 45	109	H	Liberty	73 69	
22	A	Florida St.	62 86	50	A	Virginia	69 61		67	H	North Carolina	76 70	146	N	Wichita St.	84 63	
									79	H	Boston College	70 49	186	H	Clemson	71 50	
									87	N	Rice	54 45	217	A	George Mason	77 58	
									89	N	Georgia	72 77	225	H	Gardner-Webb	87 65	
									99	A	Syracuse	65 67	263	H	Saint Francis (PA)	105 41	
													275	H	Pittsburgh	68 56	
													315	H	UMES	86 43	
LAST 10 Division I																	
14	H	NC State	59 71	50	A	Virginia	69 61		14	A	NC State	69 76					
59	H	Miami (FL)	69 45	39	A	Duke	67 72		275	H	Pittsburgh	68 56					
99	A	Syracuse	65 67	67	H	North Carolina	76 70										
186	H	Clemson	71 50														
79	H	Boston College	70 49														

Non-Div I Games:

Virginia Tech

■ Loss,
 ■ Non-Conf,
 ■ S Site,
 ■ H Home
 ■ A Away
 N Neutral

Average RPI Win:	312	WON-LOST	WINNING	LAST 10	STRENGTH OF	OPP. STRENGTH	TEAM	ADJ.	CONF.	ADJ CONF.
Average RPI Loss:	171	RECORD	PCT. RANK	GAMES	SCHEDULE	OF SCHEDULE	RPI	RPI	RPI	RPI
DIV. I ONLY	7- 13	262	4-6	206	347	280	280	30	30	
DIV. I NON-CONF.	3- 7	252	0	42	319	203	203	31	31	
TOTALS	RPI 1-25	RPI 26-50	W-L RECORDS	RPI 51-100	RPI 101-150	RPI 150+				
7- 13	0- 1	0- 1	OVERALL	0- 3	0- 2	7- 6				
6- 3	0- 0	0- 0	HOME	0- 1	0- 0	6- 2				
1- 10	0- 1	0- 1	AWAY	0- 2	0- 2	1- 4				
0- 0	0- 0	0- 0	NEUTRAL	0- 0	0- 0	0- 0				
3- 7	0- 1	0- 1	NON-CONFERENCE	0- 3	0- 1	3- 1				
3- 1	0- 0	0- 0	HOME	0- 1	0- 0	3- 0				
0- 6	0- 1	0- 1	AWAY	0- 2	0- 1	0- 1				
0- 0	0- 0	0- 0	NEUTRAL	0- 0	0- 0	0- 0				
4- 6	0- 0	0- 0	CONFERENCE	0- 0	0- 1	4- 5				
3- 2	0- 0	0- 0	HOME	0- 0	0- 0	3- 2				
1- 4	0- 0	0- 0	AWAY	0- 0	0- 1	1- 3				
0- 0	0- 0	0- 0	NEUTRAL	0- 0	0- 0	0- 0				

RPI 1-25				RPI 26-50				RPI 51-100				RPI 101+ Team's RPI: 280			
RPI	S	Opponent	Score	RPI	S	Opponent	Score	RPI	S	Opponent	Score	RPI	S	Opponent	Score
3	A	Maryland	56 119	40	A	Yale	68 87	77	H	Stony Brook	45 66	103	A	Butler	58 74
								84	A	Colgate	58 74	143	A	Robert Morris	47 51
								97	A	Rider	63 77	204	A	Mt. St. Mary's	63 78
												250	A	Youngstown St.	42 64
												263	A	Saint Francis (PA)	50 51
												263	H	Saint Francis (PA)	55 50
												292	H	Sacred Heart	65 79
												296	H	UMBC	67 60
												311	H	St. Francis Brooklyn	74 66
												319	A	Bryant	58 45
												324	H	Fairleigh Dickinson	61 62
												329	H	Saint Peter's	90 89
												332	H	NJIT	61 59
												336	H	LIU Brooklyn	63 61
												344	A	Central Conn. St.	63 66
LAST 10 Division I															
263	H	Saint Francis (PA)	55 50	311	H	St. Francis Brooklyn	74 66								
324	H	Fairleigh Dickinson	61 62	263	A	Saint Francis (PA)	50 51								
319	A	Bryant	58 45	143	A	Robert Morris	47 51								
344	A	Central Conn. St.	63 66	292	H	Sacred Heart	65 79								
336	H	LIU Brooklyn	63 61	204	A	Mt. St. Mary's	63 78								

Non-Div I Games: Staten Island 81 57

Wagner

■ Loss,
 ■ Non-Conf,
 ■ S Site,
 ■ H Home
 ■ A Away
 N Neutral

Wake Forest

Through Games Of Feb. 8, 2020

Average RPI Win:	140	WON-LOST	WINNING	LAST 10	STRENGTH OF	OPP. STRENGTH	TEAM	ADJ.	CONF.	ADJ CONF.
Average RPI Loss:	100	RECORD	PCT. RANK	GAMES	SCHEDULE	OF SCHEDULE	RPI	RPI	RPI	RPI
DIV. I ONLY	12- 11	168	4-6	84	45	112	112	5	5	
DIV. I NON-CONF.	7- 4	100	0	128	187	111	111	3	3	
TOTALS	RPI 1-25	RPI 26-50	W-L RECORDS	RPI 51-100	RPI 101-150	RPI 150+				
12- 11	0- 3	2- 0	OVERALL	3- 5	3- 0	4- 3				
8- 4	0- 1	1- 0	HOME	2- 2	1- 0	4- 1				
2- 7	0- 2	1- 0	AWAY	0- 3	1- 0	0- 2				
2- 0	0- 0	0- 0	NEUTRAL	1- 0	1- 0	0- 0				
7- 4	0- 0	0- 0	NON-CONFERENCE	1- 2	3- 0	3- 2				
4- 2	0- 0	0- 0	HOME	0- 1	1- 0	3- 1				
1- 2	0- 0	0- 0	AWAY	0- 1	1- 0	0- 1				
2- 0	0- 0	0- 0	NEUTRAL	1- 0	1- 0	0- 0				
5- 7	0- 3	2- 0	CONFERENCE	2- 3	0- 0	1- 1				
4- 2	0- 1	1- 0	HOME	2- 1	0- 0	1- 0				
1- 5	0- 2	1- 0	AWAY	0- 2	0- 0	0- 1				
0- 0	0- 0	0- 0	NEUTRAL	0- 0	0- 0	0- 0				

RPI 1-25				RPI 26-50				RPI 51-100				RPI 101+ Team's RPI: 112			
RPI	S	Opponent	Score	RPI	S	Opponent	Score	RPI	S	Opponent	Score	RPI	S	Opponent	Score
6	A	Louisville	61 75	39	A	Duke	60 58	56	A	St. John's (NY)	74 82	118	H	Campbell	74 46
14	A	NC State	45 59	50	H	Virginia	62 56	59	A	Miami (FL)	56 59	119	N	Florida	73 68
22	H	Florida St.	65 70					68	N	Dayton	78 59	144	A	Elon	69 57
								76	H	Charlotte	65 77	151	H	UNC Greensboro	65 67
								79	A	Boston College	54 67	186	H	Clemson	63 58
								88	H	Georgia Tech	65 60	246	H	Col. of Charleston	106 50
								94	H	Notre Dame	71 75	261	H	UNCW	65 55
								99	H	Syracuse	65 60	262	H	East Carolina	76 53
												269	A	ETSU	60 67
												275	A	Pittsburgh	48 53
LAST 10 Division I															
94	H	Notre Dame	71 75	14	A	NC State	45 59								
79	A	Boston College	54 67	50	H	Virginia	62 56								
275	A	Pittsburgh	48 53	6	A	Louisville	61 75								
99	H	Syracuse	65 60	186	H	Clemson	63 58								
22	H	Florida St.	65 70	88	H	Georgia Tech	65 60								

Non-Div I Games:

Wake Forest

■ Loss,
■ Non-Conf,
■ S Site,
■ H Home
■ A Away
N Neutral

Average RPI Win:	193	WON-LOST	WINNING	LAST 10	STRENGTH OF	OPP. STRENGTH	TEAM	ADJ.	CONF.	ADJ CONF.
Average RPI Loss:	75	RECORD	PCT. RANK	GAMES	SCHEDULE	OF SCHEDULE	RPI	RPI	RPI	RPI
DIV. I ONLY	10- 12	206	1-9	67	56	139	139	1	1	
DIV. I NON-CONF.	8- 3	68	0	184	226	125	125	1	1	
TOTALS	RPI 1-25	RPI 26-50	W-L RECORDS	RPI 51-100	RPI 101-150	RPI 150+				
10- 12	1- 4	0- 1	OVERALL	1- 3	2- 3	6- 1				
4- 9	0- 2	0- 1	HOME	0- 2	0- 3	4- 1				
3- 3	0- 2	0- 0	AWAY	1- 1	2- 0	0- 0				
3- 0	1- 0	0- 0	NEUTRAL	0- 0	0- 0	2- 0				
8- 3	1- 0	0- 0	NON-CONFERENCE	0- 0	1- 2	6- 1				
4- 3	0- 0	0- 0	HOME	0- 0	0- 2	4- 1				
1- 0	0- 0	0- 0	AWAY	0- 0	1- 0	0- 0				
3- 0	1- 0	0- 0	NEUTRAL	0- 0	0- 0	2- 0				
2- 9	0- 4	0- 1	CONFERENCE	1- 3	1- 1	0- 0				
0- 6	0- 2	0- 1	HOME	0- 2	0- 1	0- 0				
2- 3	0- 2	0- 0	AWAY	1- 1	1- 0	0- 0				
0- 0	0- 0	0- 0	NEUTRAL	0- 0	0- 0	0- 0				

RPI 1-25				RPI 26-50				RPI 51-100				RPI 101+ Team's RPI: 139			
RPI	S	Opponent	Score	RPI	S	Opponent	Score	RPI	S	Opponent	Score	RPI	S	Opponent	Score
4	A	UCLA	80 85	29	H	Arizona St.	50 67	82	A	Southern California	78 81	104	H	Vanderbilt	74 76
10	N	Iowa	70 63					86	A	Washington St.	65 56	121	A	San Diego	65 47
11	A	Stanford	56 77					86	H	Washington St.	59 66	134	A	California	67 64
11	H	Stanford	41 58					96	H	Utah	65 74	134	H	California	74 81
24	H	Arizona	58 66									145	H	Tulane	62 64
												178	H	Hawaii	50 62
												212	H	CSU Bakersfield	80 49
												226	N	Iona	65 34
												244	H	San Francisco	73 54
												267	N	Howard	75 58
												310	H	Seattle U	78 46
												322	H	Weber St.	94 41
LAST 10 Division I															
96	H	Utah	65 74	24	H	Arizona	58 66								
134	H	California	74 81	29	H	Arizona St.	50 67								
11	H	Stanford	41 58	86	H	Washington St.	59 66								
82	A	Southern California	78 81	11	A	Stanford	56 77								
4	A	UCLA	80 85	134	A	California	67 64								

Non-Div I Games:

Washington

■ Loss,
 ■ Non-Conf,
 S Site,
 ■ Home
 ■ Away
 N Neutral

Average RPI Win:	182	WON-LOST	WINNING	LAST 10	STRENGTH OF	OPP. STRENGTH	TEAM	ADJ.	CONF.	ADJ CONF.
Average RPI Loss:	33	RECORD	PCT. RANK	GAMES	SCHEDULE	OF SCHEDULE	RPI	RPI	RPI	RPI
DIV. I ONLY	11- 12	190	4-6	13	23	86	86	1	1	
DIV. I NON-CONF.	7- 5	131	0	44	48	82	82	1	1	
TOTALS	RPI 1-25	RPI 26-50	W-L RECORDS	RPI 51-100	RPI 101-150	RPI 150+				
11- 12	0- 8	0- 1	OVERALL	2- 2	4- 1	5- 0				
7- 5	0- 3	0- 1	HOME	2- 0	1- 1	4- 0				
3- 4	0- 2	0- 0	AWAY	0- 2	3- 0	0- 0				
1- 3	0- 3	0- 0	NEUTRAL	0- 0	0- 0	1- 0				
7- 5	0- 4	0- 0	NON-CONFERENCE	1- 1	1- 0	5- 0				
5- 1	0- 1	0- 0	HOME	1- 0	0- 0	4- 0				
1- 1	0- 0	0- 0	AWAY	0- 1	1- 0	0- 0				
1- 3	0- 3	0- 0	NEUTRAL	0- 0	0- 0	1- 0				
4- 7	0- 4	0- 1	CONFERENCE	1- 1	3- 1	0- 0				
2- 4	0- 2	0- 1	HOME	1- 0	1- 1	0- 0				
2- 3	0- 2	0- 0	AWAY	0- 1	2- 0	0- 0				
0- 0	0- 0	0- 0	NEUTRAL	0- 0	0- 0	0- 0				

RPI 1-25				RPI 26-50				RPI 51-100 Team's RPI: 86				RPI 101+			
RPI	S	Opponent	Score	RPI	S	Opponent	Score	RPI	S	Opponent	Score	RPI	S	Opponent	Score
2	N	South Carolina	53 68	29	H	Arizona St.	56 65	57	H	Colorado	69 59	124	A	Boise St.	80 68
4	A	UCLA	50 66					59	A	Miami (FL)	68 74	134	A	California	96 75
9	N	Baylor	66 89					72	H	BYU	67 50	134	H	California	92 66
11	A	Stanford	58 77					82	A	Southern California	63 74	139	A	Washington	66 59
11	H	Stanford	49 71									139	H	Washington	56 65
12	H	Gonzaga	53 76									187	H	Pepperdine	85 48
15	N	Indiana	44 78									238	N	Southern U.	69 54
24	H	Arizona	67 74									287	H	CSUN	71 61
												302	H	UC Irvine	87 59
												325	H	Ark.-Pine Bluff	85 56
LAST 10 Division I															
57	H	Colorado	69 59	29	H	Arizona St.	56 65								
11	H	Stanford	49 71	24	H	Arizona	67 74								
134	H	California	92 66	139	A	Washington	66 59								
4	A	UCLA	50 66	134	A	California	96 75								
82	A	Southern California	63 74	11	A	Stanford	58 77								

Non-Div I Games:

Washington St.

■ Loss,
 ■ Non-Conf,
 S Site,
 ■ Home
 ■ Away
 N Neutral

Average RPI Win: 283	WON-LOST	WINNING	LAST 10	STRENGTH OF	OPP. STRENGTH	TEAM	ADJ.	CONF.	ADJ CONF.
Average RPI Loss: 184	RECORD	PCT. RANK	GAMES	SCHEDULE	OF SCHEDULE	RPI	RPI	RPI	RPI
DIV. I ONLY	3- 19	330	1-9	259	233	322	322	18	18
DIV. I NON-CONF.	2- 7	288	0	196	200	265	265	17	17
TOTALS	RPI 1-25	RPI 26-50	W-L RECORDS	RPI 51-100	RPI 101-150	RPI 150+			
3- 19	0- 1	0- 0	OVERALL	0- 2	0- 4	3- 12			
1- 7	0- 0	0- 0	HOME	0- 0	0- 1	1- 6			
2- 12	0- 1	0- 0	AWAY	0- 2	0- 3	2- 6			
0- 0	0- 0	0- 0	NEUTRAL	0- 0	0- 0	0- 0			
2- 7	0- 1	0- 0	NON-CONFERENCE	0- 1	0- 3	2- 2			
1- 1	0- 0	0- 0	HOME	0- 0	0- 1	1- 0			
1- 6	0- 1	0- 0	AWAY	0- 1	0- 2	1- 2			
0- 0	0- 0	0- 0	NEUTRAL	0- 0	0- 0	0- 0			
1- 12	0- 0	0- 0	CONFERENCE	0- 1	0- 1	1- 10			
0- 6	0- 0	0- 0	HOME	0- 0	0- 0	0- 6			
1- 6	0- 0	0- 0	AWAY	0- 1	0- 1	1- 4			
0- 0	0- 0	0- 0	NEUTRAL	0- 0	0- 0	0- 0			

RPI 1-25				RPI 26-50				RPI 51-100				RPI 101+ Team's RPI: 322			
RPI	S	Opponent	Score	RPI	S	Opponent	Score	RPI	S	Opponent	Score	RPI	S	Opponent	Score
4	A	UCLA	45 85					91	A	Montana St.	52 81	107	A	Pacific	53 76
								96	A	Utah	46 75	126	A	Idaho	50 70
												139	A	Washington	41 94
												142	H	Portland	59 78
												165	H	Southern Utah	71 87
												174	A	Montana	57 85
												185	A	Northern Ariz.	61 92
												185	H	Northern Ariz.	82 88
												195	H	Portland St.	57 76
												200	H	Idaho St.	54 65
												211	A	UTEP	51 70
												235	A	Northern Colo.	65 60
												235	H	Northern Colo.	65 69
												288	A	UC Riverside	64 54
												307	A	Eastern Wash.	53 63
												308	A	Sacramento St.	52 58
												308	H	Sacramento St.	67 91
												321	A	New Mexico St.	47 77
												326	H	Utah Valley	72 46
LAST 10 Division I															
185	A	Northern Ariz.	61 92	91	A	Montana St.	52 81								
308	A	Sacramento St.	52 58	195	H	Portland St.	57 76								
235	H	Northern Colo.	65 69	200	H	Idaho St.	54 65								
165	H	Southern Utah	71 87	308	H	Sacramento St.	67 91								
174	A	Montana	57 85	235	A	Northern Colo.	65 60								

Non-Div I Games:

Weber St.

West Virginia

Through Games Of Feb. 8. 2020

Average RPI Win:	154	WON-LOST	WINNING	LAST 10	STRENGTH OF	OPP. STRENGTH	TEAM	ADJ.	CONF.	ADJ CONF.
Average RPI Loss:	34	RECORD	PCT. RANK	GAMES	SCHEDULE	OF SCHEDULE	RPI	RPI	RPI	RPI
DIV. I ONLY	14- 7	76	4-6	66	17	46	46	3	3	
DIV. I NON-CONF.	10- 1	20	0	157	158	39	39	4	4	
TOTALS	RPI 1-25	RPI 26-50	W-L RECORDS	RPI 51-100	RPI 101-150	RPI 150+				
14- 7	1- 2	2- 5	OVERALL	1- 0	4- 0	6- 0				
7- 2	0- 0	2- 2	HOME	0- 0	1- 0	4- 0				
3- 4	1- 2	0- 2	AWAY	0- 0	2- 0	0- 0				
4- 1	0- 0	0- 1	NEUTRAL	1- 0	1- 0	2- 0				
10- 1	1- 0	0- 1	NON-CONFERENCE	1- 0	2- 0	6- 0				
5- 0	0- 0	0- 0	HOME	0- 0	1- 0	4- 0				
1- 0	1- 0	0- 0	AWAY	0- 0	0- 0	0- 0				
4- 1	0- 0	0- 1	NEUTRAL	1- 0	1- 0	2- 0				
4- 6	0- 2	2- 4	CONFERENCE	0- 0	2- 0	0- 0				
2- 2	0- 0	2- 2	HOME	0- 0	0- 0	0- 0				
2- 4	0- 2	0- 2	AWAY	0- 0	2- 0	0- 0				
0- 0	0- 0	0- 0	NEUTRAL	0- 0	0- 0	0- 0				

RPI 1-25				RPI 26-50				Team's RPI: 46				RPI 51-100				RPI 101+			
RPI	S	Opponent	Score	RPI	S	Opponent	Score	RPI	S	Opponent	Score	RPI	S	Opponent	Score	RPI	S	Opponent	Score
9	A	Baylor	51 91	31	N	Creighton	75 82	99	N	Syracuse	71 69	101	N	Michigan St.	63 57				
13	A	Mississippi St.	71 65	34	H	Texas	68 63					116	A	Kansas	68 49				
23	A	TCU	60 73	38	A	Oklahoma	58 68					123	A	Kansas St.	74 63				
				38	H	Oklahoma	49 73					135	H	Cornell	68 62				
				48	H	Iowa St.	79 71					171	N	Norfolk St.	72 55				
				49	A	Oklahoma St.	57 60					194	N	New Mexico	73 60				
				49	H	Oklahoma St.	55 57					213	H	Radford	74 37				
												263	H	Saint Francis (PA)	74 45				
												303	H	Presbyterian	56 40				
												343	H	Coppin St.	82 47				
LAST 10 Division I																			
49	A	Oklahoma St.	57 60	9	A	Baylor	51 91												
38	A	Oklahoma	58 68	38	H	Oklahoma	49 73												
48	H	Iowa St.	79 71	34	H	Texas	68 63												
23	A	TCU	60 73	116	A	Kansas	68 49												
49	H	Oklahoma St.	55 57	123	A	Kansas St.	74 63												

Non-Div I Games:

West Virginia

Loss, Non-Conf, S Site, H Home A Away N Neutral

Average RPI Win:	296	WON-LOST	WINNING	LAST 10	STRENGTH OF	OPP. STRENGTH	TEAM	ADJ.	CONF.	ADJ CONF.
Average RPI Loss:	198	RECORD	PCT. RANK	GAMES	SCHEDULE	OF SCHEDULE	RPI	RPI	RPI	RPI
DIV. I ONLY	3- 19	330	2-8	257	314	335	335	26	26	
DIV. I NON-CONF.	1- 12	335	0-1	144	344	327	327	22	22	
TOTALS	RPI 1-25	RPI 26-50	W-L RECORDS	RPI 51-100	RPI 101-150	RPI 150+				
3- 19	0- 0	0- 0	OVERALL	0- 2	0- 3	3- 14				
2- 9	0- 0	0- 0	HOME	0- 1	0- 1	2- 7				
1- 10	0- 0	0- 0	AWAY	0- 1	0- 2	1- 7				
0- 0	0- 0	0- 0	NEUTRAL	0- 0	0- 0	0- 0				
1- 12	0- 0	0- 0	NON-CONFERENCE	0- 2	0- 3	1- 7				
1- 6	0- 0	0- 0	HOME	0- 1	0- 1	1- 4				
0- 6	0- 0	0- 0	AWAY	0- 1	0- 2	0- 3				
0- 0	0- 0	0- 0	NEUTRAL	0- 0	0- 0	0- 0				
2- 7	0- 0	0- 0	CONFERENCE	0- 0	0- 0	2- 7				
1- 3	0- 0	0- 0	HOME	0- 0	0- 0	1- 3				
1- 4	0- 0	0- 0	AWAY	0- 0	0- 0	1- 4				
0- 0	0- 0	0- 0	NEUTRAL	0- 0	0- 0	0- 0				

RPI 1-25				RPI 26-50				RPI 51-100				RPI 101+ Team's RPI: 335					
RPI	S	Opponent	Score	RPI	S	Opponent	Score	RPI	S	Opponent	Score	RPI	S	Opponent	Score		
								67	A	North Carolina	55	92	108	A	Davidson	51	101
								100	H	Coastal Caro.	43	66	118	H	Campbell	40	61
													144	A	Elon	24	68
													151	A	UNC Greensboro	43	54
													162	H	Tennessee Tech	58	62
													172	H	Samford	50	62
													196	H	Cleveland St.	61	68
													199	A	Furman	53	69
													225	A	Gardner-Webb	62	88
													231	A	Chattanooga	61	53
													231	H	Chattanooga	52	59
													243	H	UNC Asheville	47	64
													246	A	Col. of Charleston	62	73
													253	H	Winthrop	60	63
													265	A	Wofford	63	76
													269	A	ETSU	49	76
													269	H	ETSU	57	62
													317	H	Mercer	51	40
													337	A	USC Upstate	62	70
													341	H	Charleston So.	69	64
LAST 10 Division I																	
				231	A	Chattanooga	61	53		265	A	Wofford	63	76			
				269	A	ETSU	49	76		151	A	UNC Greensboro	43	54			
				317	H	Mercer	51	40		269	H	ETSU	57	62			
				172	H	Samford	50	62		231	H	Chattanooga	52	59			
				199	A	Furman	53	69		246	A	Col. of Charleston	62	73			

Non-Div I Games: Southern Wesleyan 70 37 UVa-Wise 64 55

Western Caro.

Average RPI Win:	280	WON-LOST	WINNING	LAST 10	STRENGTH OF	OPP. STRENGTH	TEAM	ADJ.	CONF.	ADJ CONF.
Average RPI Loss:	92	RECORD	PCT. RANK	GAMES	SCHEDULE	OF SCHEDULE	RPI	RPI	RPI	RPI
DIV. I ONLY	10- 11	193	7-3	233	151	207	207	19	19	
DIV. I NON-CONF.	3- 7	252	0	165	72	237	237	18	18	
TOTALS	RPI 1-25	RPI 26-50	W-L RECORDS	RPI 51-100	RPI 101-150	RPI 150+				
10- 11	0- 1	0- 3	OVERALL	0- 4	1- 1	9- 2				
6- 3	0- 0	0- 2	HOME	0- 1	1- 0	5- 0				
4- 6	0- 1	0- 1	AWAY	0- 2	0- 1	4- 1				
0- 2	0- 0	0- 0	NEUTRAL	0- 1	0- 0	0- 1				
3- 7	0- 1	0- 2	NON-CONFERENCE	0- 2	1- 1	2- 1				
2- 1	0- 0	0- 1	HOME	0- 0	1- 0	1- 0				
1- 4	0- 1	0- 1	AWAY	0- 1	0- 1	1- 0				
0- 2	0- 0	0- 0	NEUTRAL	0- 1	0- 0	0- 1				
7- 4	0- 0	0- 1	CONFERENCE	0- 2	0- 0	7- 1				
4- 2	0- 0	0- 1	HOME	0- 1	0- 0	4- 0				
3- 2	0- 0	0- 0	AWAY	0- 1	0- 0	3- 1				
0- 0	0- 0	0- 0	NEUTRAL	0- 0	0- 0	0- 0				

RPI 1-25				RPI 26-50				RPI 51-100				RPI 101+ Team's RPI: 207			
RPI	S	Opponent	Score	RPI	S	Opponent	Score	RPI	S	Opponent	Score	RPI	S	Opponent	Score
25	A	Drake	75 94	33	A	Purdue	59 66	70	A	South Dakota St.	45 75	130	H	Southeast Mo. St.	97 91
				42	H	Bradley	49 84	70	H	South Dakota St.	48 89	131	A	Missouri	89 97
				44	H	South Dakota	65 96	78	N	Southern Ill.	65 79	218	A	North Dakota	71 77
								80	A	Illinois St.	65 78	221	N	Eastern Ill.	52 60
												222	H	Oral Roberts	75 61
												279	A	North Dakota St.	79 78
												279	H	North Dakota St.	86 79
												282	H	Indiana St.	83 72
												293	H	Denver	82 75
												304	A	Omaha	83 69
												330	A	Purdue Fort Wayne	83 74
												330	H	Purdue Fort Wayne	79 68
												350	A	Chicago St.	88 78
LAST 10 Division I															
330	A	Purdue Fort Wayne	83 74	222	H	Oral Roberts	75 61								
279	H	North Dakota St.	86 79	293	H	Denver	82 75								
70	H	South Dakota St.	48 89	330	H	Purdue Fort Wayne	79 68								
218	A	North Dakota	71 77	70	A	South Dakota St.	45 75								
304	A	Omaha	83 69	279	A	North Dakota St.	79 78								

Non-Div I Games: Culver-Stockton 82 76 Ill.-Springfield 91 51 Mo. Baptist 90 69

Western Ill.

Average RPI Win:	158	WON-LOST	WINNING	LAST 10	STRENGTH OF	OPP. STRENGTH	TEAM	ADJ.	CONF.	ADJ CONF.
Average RPI Loss:	96	RECORD	PCT. RANK	GAMES	SCHEDULE	OF SCHEDULE	RPI	RPI	RPI	RPI
DIV. I ONLY	16- 6	48	8-2	79	79	30	30	13	13	
DIV. I NON-CONF.	8- 3	68	0	76	8	23	23	14	14	
TOTALS	RPI 1-25	RPI 26-50	W-L RECORDS	RPI 51-100	RPI 101-150	RPI 150+				
16- 6	1- 1	1- 2	OVERALL	4- 1	1- 0	9- 2				
8- 0	1- 0	1- 0	HOME	2- 0	1- 0	3- 0				
7- 6	0- 1	0- 2	AWAY	2- 1	0- 0	5- 2				
1- 0	0- 0	0- 0	NEUTRAL	0- 0	0- 0	1- 0				
8- 3	1- 1	1- 1	NON-CONFERENCE	2- 0	0- 0	4- 1				
4- 0	1- 0	1- 0	HOME	1- 0	0- 0	1- 0				
3- 3	0- 1	0- 1	AWAY	1- 0	0- 0	2- 1				
1- 0	0- 0	0- 0	NEUTRAL	0- 0	0- 0	1- 0				
8- 3	0- 0	0- 1	CONFERENCE	2- 1	1- 0	5- 1				
4- 0	0- 0	0- 0	HOME	1- 0	1- 0	2- 0				
4- 3	0- 0	0- 1	AWAY	1- 1	0- 0	3- 1				
0- 0	0- 0	0- 0	NEUTRAL	0- 0	0- 0	0- 0				

RPI 1-25				RPI 26-50				Team's RPI: 30				RPI 51-100				RPI 101+			
RPI	S	Opponent	Score	RPI	S	Opponent	Score	RPI	S	Opponent	Score	RPI	S	Opponent	Score	RPI	S	Opponent	Score
6	A	Louisville	56 75	32	A	Old Dominion	65 76	58	H	Belmont	77 46	110	H	UAB	69 65				
18	H	Central Mich.	93 58	33	A	Purdue	50 67	62	H	Middle Tenn.	71 63	158	A	Saint Mary's (CA)	73 80				
				38	H	Oklahoma	74 63	73	A	Ball St.	91 86	172	A	Samford	88 84				
								76	A	Charlotte	60 56	181	H	Fla. Atlantic	68 59				
								87	A	Rice	65 73	183	H	Little Rock	77 58				
												216	A	Southern Miss.	81 65				
												242	A	Louisiana Tech	84 75				
												247	A	Marshall	74 65				
												248	N	Tulsa	76 63				
												260	A	North Texas	54 61				
												289	H	FIU	71 51				
												317	A	Mercer	75 62				
LAST 10 Division I																			
216	A	Southern Miss.	81 65	76	A	Charlotte	60 56												
242	A	Louisiana Tech	84 75	32	A	Old Dominion	65 76												
289	H	FIU	71 51	62	H	Middle Tenn.	71 63												
181	H	Fla. Atlantic	68 59	110	H	UAB	69 65												
247	A	Marshall	74 65	87	A	Rice	65 73												

Non-Div I Games:

Western Ky.

Average RPI Win:	237	WON-LOST	WINNING	LAST 10	STRENGTH OF	OPP. STRENGTH	TEAM	ADJ.	CONF.	ADJ CONF.
Average RPI Loss:	129	RECORD	PCT. RANK	GAMES	SCHEDULE	OF SCHEDULE	RPI	RPI	RPI	RPI
DIV. I ONLY	10- 10	175	4-6	179	193	177	177	10	10	
DIV. I NON-CONF.	6- 4	123	0	277	331	183	183	10	10	
TOTALS	RPI 1-25	RPI 26-50	W-L RECORDS	RPI 51-100	RPI 101-150	RPI 150+				
10- 10	0- 1	0- 1	OVERALL	1- 2	2- 1	7- 5				
5- 3	0- 1	0- 0	HOME	1- 0	1- 0	3- 2				
3- 6	0- 0	0- 1	AWAY	0- 1	1- 1	2- 3				
2- 1	0- 0	0- 0	NEUTRAL	0- 1	0- 0	2- 0				
6- 4	0- 0	0- 1	NON-CONFERENCE	0- 1	1- 0	5- 2				
2- 1	0- 0	0- 0	HOME	0- 0	0- 0	2- 1				
2- 2	0- 0	0- 1	AWAY	0- 0	1- 0	1- 1				
2- 1	0- 0	0- 0	NEUTRAL	0- 1	0- 0	2- 0				
4- 6	0- 1	0- 0	CONFERENCE	1- 1	1- 1	2- 3				
3- 2	0- 1	0- 0	HOME	1- 0	1- 0	1- 1				
1- 4	0- 0	0- 0	AWAY	0- 1	0- 1	1- 2				
0- 0	0- 0	0- 0	NEUTRAL	0- 0	0- 0	0- 0				

RPI 1-25				RPI 26-50				RPI 51-100				RPI 101+ Team's RPI: 177			
RPI	S	Opponent	Score	RPI	S	Opponent	Score	RPI	S	Opponent	Score	RPI	S	Opponent	Score
18	H	Central Mich.	70 80	35	A	Michigan	55 76	53	H	Ohio	73 72	117	A	Kent St.	63 75
								73	A	Ball St.	65 68	133	A	Loyola Chicago	70 60
								77	N	Stony Brook	47 50	149	H	Toledo	84 72
												161	H	Eastern Mich.	79 83
												166	A	Miami (OH)	67 70
												181	H	Fla. Atlantic	79 80
												198	A	Akron	56 51
												198	H	Akron	79 71
												211	A	UTEP	46 76
												251	A	Bowling Green	63 72
												293	N	Denver	79 70
												321	N	New Mexico St.	79 76
												328	H	Detroit Mercy	82 67
												342	A	UIC	80 52
												350	H	Chicago St.	90 69
LAST 10 Division I															
161	H	Eastern Mich.	79 83	18	H	Central Mich.	70 80	53	H	Ohio	73 72				
166	A	Miami (OH)	67 70					117	A	Kent St.	63 75				
73	A	Ball St.	65 68					198	A	Akron	56 51				
198	H	Akron	79 71					149	H	Toledo	84 72				
251	A	Bowling Green	63 72												

Non-Div I Games: Kentucky St. 80 41

Western Mich.

Average RPI Win:	206	WON-LOST	WINNING	LAST 10	STRENGTH OF	OPP. STRENGTH	TEAM	ADJ.	CONF.	ADJ CONF.
Average RPI Loss:	96	RECORD	PCT. RANK	GAMES	SCHEDULE	OF SCHEDULE	RPI	RPI	RPI	RPI
DIV. I ONLY	13- 10	134	5-5	200	71	146	146	9	9	
DIV. I NON-CONF.	8- 5	117	0	218	92	143	143	9	9	
TOTALS	RPI 1-25	RPI 26-50	W-L RECORDS	RPI 51-100	RPI 101-150	RPI 150+				
13- 10	0- 2	1- 2	OVERALL	3- 2	0- 1	9- 3				
9- 3	0- 0	1- 0	HOME	1- 2	0- 1	7- 0				
3- 6	0- 2	0- 1	AWAY	1- 0	0- 0	2- 3				
1- 1	0- 0	0- 1	NEUTRAL	1- 0	0- 0	0- 0				
8- 5	0- 1	1- 2	NON-CONFERENCE	1- 1	0- 0	6- 1				
6- 1	0- 0	1- 0	HOME	0- 1	0- 0	5- 0				
1- 3	0- 1	0- 1	AWAY	0- 0	0- 0	1- 1				
1- 1	0- 0	0- 1	NEUTRAL	1- 0	0- 0	0- 0				
5- 5	0- 1	0- 0	CONFERENCE	2- 1	0- 1	3- 2				
3- 2	0- 0	0- 0	HOME	1- 1	0- 1	2- 0				
2- 3	0- 1	0- 0	AWAY	1- 0	0- 0	1- 2				
0- 0	0- 0	0- 0	NEUTRAL	0- 0	0- 0	0- 0				

RPI 1-25				RPI 26-50				RPI 51-100				RPI 101+ Team's RPI: 146			
RPI	S	Opponent	Score	RPI	S	Opponent	Score	RPI	S	Opponent	Score	RPI	S	Opponent	Score
5	A	Missouri St.	55 68	31	A	Creighton	46 56	52	H	UNI	50 61	145	H	Tulane	56 61
8	A	UConn	55 83	37	N	Virginia Tech	63 84	69	A	Temple	85 75	155	A	Houston	56 64
				38	H	Oklahoma	88 83	69	H	Temple	72 70	161	H	Eastern Mich.	63 52
								75	H	South Fla.	50 56	222	A	Oral Roberts	66 79
								91	N	Montana St.	66 64	228	A	SMU	44 64
												238	H	Southern U.	69 63
												242	A	Louisiana Tech	88 80
												248	H	Tulsa	57 46
												262	A	East Carolina	61 53
												262	H	East Carolina	57 55
												323	H	Houston Baptist	59 42
												325	H	Ark.-Pine Bluff	100 50
												349	H	Grambling	77 65
LAST 10 Division I															
				69	A	Temple	85 75	69	H	Temple	72 70				
				262	H	East Carolina	57 55	248	H	Tulsa	57 46				
				228	A	SMU	44 64	262	A	East Carolina	61 53				
				155	A	Houston	56 64	145	H	Tulane	56 61				
				75	H	South Fla.	50 56	8	A	UConn	55 83				

Non-Div I Games:

Wichita St.

■ Loss,
■ Non-Conf,
■ S Site,
■ H Home
■ A Away
N Neutral

Average RPI Win:	237	WON-LOST	WINNING	LAST 10	STRENGTH OF	OPP. STRENGTH	TEAM	ADJ.	CONF.	ADJ CONF.
Average RPI Loss:	112	RECORD	PCT. RANK	GAMES	SCHEDULE	OF SCHEDULE	RPI	RPI	RPI	RPI
DIV. I ONLY	15- 6	55	6-4	280	145	128	128	14	14	
DIV. I NON-CONF.	9- 2	38	0	324	174	118	118	13	13	
TOTALS	RPI 1-25	RPI 26-50	W-L RECORDS	RPI 51-100	RPI 101-150	RPI 150+				
15- 6	0- 0	0- 2	OVERALL	0- 1	2- 2	13- 1				
6- 3	0- 0	0- 1	HOME	0- 1	0- 0	6- 1				
9- 3	0- 0	0- 1	AWAY	0- 0	2- 2	7- 0				
0- 0	0- 0	0- 0	NEUTRAL	0- 0	0- 0	0- 0				
9- 2	0- 0	0- 1	NON-CONFERENCE	0- 0	1- 1	8- 0				
4- 1	0- 0	0- 1	HOME	0- 0	0- 0	4- 0				
5- 1	0- 0	0- 0	AWAY	0- 0	1- 1	4- 0				
0- 0	0- 0	0- 0	NEUTRAL	0- 0	0- 0	0- 0				
6- 4	0- 0	0- 1	CONFERENCE	0- 1	1- 1	5- 1				
2- 2	0- 0	0- 0	HOME	0- 1	0- 0	2- 1				
4- 2	0- 0	0- 1	AWAY	0- 0	1- 1	3- 0				
0- 0	0- 0	0- 0	NEUTRAL	0- 0	0- 0	0- 0				

RPI 1-25				RPI 26-50				RPI 51-100				RPI 101+ Team's RPI: 128			
RPI	S	Opponent	Score	RPI	S	Opponent	Score	RPI	S	Opponent	Score	RPI	S	Opponent	Score
				32	H	Old Dominion	58 69	60	H	Drexel	54 61	102	A	VCU	69 55
				43	A	James Madison	70 84					136	A	Richmond	73 76
												138	A	Northeastern	55 61
												144	A	Elon	84 77
												153	A	George Washington	63 51
												171	H	Norfolk St.	65 56
												189	A	Towson	83 75
												197	H	Delaware	68 58
												246	A	Col. of Charleston	80 74
												246	H	Col. of Charleston	85 60
												261	H	UNCW	55 72
												262	A	East Carolina	78 68
												266	A	Delaware St.	73 52
												296	H	UMBC	76 48
												301	A	Army West Point	77 65
												314	A	Hofstra	66 53
												315	H	UMES	78 50
												348	H	Hartford	61 44
LAST 10 Division I															
				246	A	Col. of Charleston	80 74					314	A	Hofstra	66 53
				144	A	Elon	84 77					246	H	Col. of Charleston	85 60
				60	H	Drexel	54 61					261	H	UNCW	55 72
				197	H	Delaware	68 58					189	A	Towson	83 75
				138	A	Northeastern	55 61					43	A	James Madison	70 84

Non-Div I Games:

William & Mary

Average RPI Win: 286		WON-LOST	WINNING	LAST 10	STRENGTH OF	OPP. STRENGTH	TEAM	ADJ.	CONF.	ADJ CONF.	
Average RPI Loss: 189		RECORD	PCT. RANK	GAMES	SCHEDULE	OF SCHEDULE	RPI	RPI	RPI	RPI	
DIV. I ONLY		10- 11	193	5-5	312	317	253	253	25	25	
DIV. I NON-CONF.		3- 6	235	0	287	300	279	279	27	27	
TOTALS		RPI 1-25	RPI 26-50		W-L RECORDS		RPI 51-100		RPI 101-150		RPI 150+
10- 11	0- 0	0- 2		OVERALL		0- 0		0- 1		10- 8	
5- 4	0- 0	0- 0		HOME		0- 0		0- 0		5- 4	
5- 6	0- 0	0- 2		AWAY		0- 0		0- 1		5- 3	
0- 1	0- 0	0- 0		NEUTRAL		0- 0		0- 0		0- 1	
3- 6	0- 0	0- 2		NON-CONFERENCE		0- 0		0- 0		3- 4	
0- 3	0- 0	0- 0		HOME		0- 0		0- 0		0- 3	
3- 2	0- 0	0- 2		AWAY		0- 0		0- 0		3- 0	
0- 1	0- 0	0- 0		NEUTRAL		0- 0		0- 0		0- 1	
7- 5	0- 0	0- 0		CONFERENCE		0- 0		0- 1		7- 4	
5- 1	0- 0	0- 0		HOME		0- 0		0- 0		5- 1	
2- 4	0- 0	0- 0		AWAY		0- 0		0- 1		2- 3	
0- 0	0- 0	0- 0		NEUTRAL		0- 0		0- 0		0- 0	

RPI 1-25				RPI 26-50				RPI 51-100				RPI 101+ Team's RPI: 253			
RPI	S	Opponent	Score	RPI	S	Opponent	Score	RPI	S	Opponent	Score	RPI	S	Opponent	Score
				26	A	Kentucky	36 91					118	A	Campbell	47 63
				32	A	Old Dominion	44 68					173	H	Hampton	72 66
												188	A	High Point	61 94
												188	H	High Point	69 63
												213	A	Radford	53 54
												225	A	Gardner-Webb	59 71
												226	H	Iona	61 68
												243	H	UNC Asheville	43 50
												246	H	Col. of Charleston	73 84
												259	H	Longwood	74 63
												261	A	UNCW	75 63
												265	N	Wofford	59 60
												298	H	Ga. Southern	47 91
												303	H	Presbyterian	61 54
												320	A	N.C. Central	56 46
												335	A	Western Caro.	63 60
												337	A	USC Upstate	52 38
												341	A	Charleston So.	58 53
												341	H	Charleston So.	56 46
LAST 10 Division I															
				341	H	Charleston So.	56 46	213	A	Radford	53 54				
				188	A	High Point	61 94	118	A	Campbell	47 63				
				243	H	UNC Asheville	43 50	303	H	Presbyterian	61 54				
				341	A	Charleston So.	58 53	337	A	USC Upstate	52 38				
				259	H	Longwood	74 63	225	A	Gardner-Webb	59 71				

Non-Div I Games:

Winthrop

Loss, Non-Conf, S Site, H Home A Away N Neutral

Average RPI Win:	200	WON-LOST	WINNING	LAST 10	STRENGTH OF	OPP. STRENGTH	TEAM	ADJ.	CONF.	ADJ CONF.
Average RPI Loss:	51	RECORD	PCT. RANK	GAMES	SCHEDULE	OF SCHEDULE	RPI	RPI	RPI	RPI
DIV. I ONLY	11- 12	190	3-7	64	66	122	122	2	2	
DIV. I NON-CONF.	8- 3	68	0	171	228	87	87	2	2	
TOTALS	RPI 1-25	RPI 26-50	W-L RECORDS	RPI 51-100	RPI 101-150	RPI 150+				
11- 12	0- 2	0- 4	OVERALL	3- 5	0- 1	8- 0				
7- 5	0- 1	0- 2	HOME	1- 2	0- 0	6- 0				
3- 6	0- 1	0- 1	AWAY	1- 3	0- 1	2- 0				
1- 1	0- 0	0- 1	NEUTRAL	1- 0	0- 0	0- 0				
8- 3	0- 0	0- 1	NON-CONFERENCE	2- 2	0- 0	6- 0				
6- 0	0- 0	0- 0	HOME	1- 0	0- 0	5- 0				
1- 2	0- 0	0- 0	AWAY	0- 2	0- 0	1- 0				
1- 1	0- 0	0- 1	NEUTRAL	1- 0	0- 0	0- 0				
3- 9	0- 2	0- 3	CONFERENCE	1- 3	0- 1	2- 0				
1- 5	0- 1	0- 2	HOME	0- 2	0- 0	1- 0				
2- 4	0- 1	0- 1	AWAY	1- 1	0- 1	1- 0				
0- 0	0- 0	0- 0	NEUTRAL	0- 0	0- 0	0- 0				

RPI	S	Opponent	Score	RPI	S	Opponent	Score	RPI	S	Opponent	Score	RPI	S	Opponent	Score	Team's RPI: 122
10	H	Iowa	78 85	33	A	Purdue	61 72	51	A	Minnesota	72 62	101	A	Michigan St.	52 69	
15	A	Indiana	65 75	35	H	Michigan	56 68	51	H	Minnesota	64 73	180	A	Illinois	73 64	
				41	N	Arkansas	64 68	57	A	Colorado	57 74	191	H	Penn St.	71 65	
				47	H	Rutgers	61 64	66	A	Nebraska	50 65	221	H	Eastern Ill.	63 55	
								66	H	Nebraska	71 72	233	H	Milwaukee	71 40	
								73	N	Ball St.	67 56	265	H	Wofford	78 65	
								88	A	Georgia Tech	41 60	279	A	North Dakota St.	64 63	
								93	H	North Florida	75 62	285	H	Prairie View	68 42	
												331	H	Alabama St.	85 67	
LAST 10 Division I																
51	H	Minnesota	64 73	10	H	Iowa	78 85	35	H	Michigan	56 68	101	A	Michigan St.	52 69	
180	A	Illinois	73 64	66	A	Nebraska	71 72	191	H	Penn St.	71 65					
15	A	Indiana	65 75													
66	H	Nebraska	71 72													
51	A	Minnesota	72 62													

Non-Div I Games:

Wisconsin

Loss,
Non-Conf,
S Site,
H Home
A Away
N Neutral

Average RPI Win: 250	WON-LOST	WINNING	LAST 10	STRENGTH OF	OPP. STRENGTH	TEAM	ADJ.	CONF.	ADJ CONF.
Average RPI Loss: 196	RECORD	PCT. RANK	GAMES	SCHEDULE	OF SCHEDULE	RPI	RPI	RPI	RPI
DIV. I ONLY	10- 11	193	6-4	305	270	265	265	26	26
DIV. I NON-CONF.	4- 8	235	0-1	225	303	290	290	22	22
TOTALS	RPI 1-25	RPI 26-50	W-L RECORDS	RPI 51-100	RPI 101-150	RPI 150+			
10- 11	0- 0	0- 0	OVERALL	0- 1	0- 3	10- 7			
7- 4	0- 0	0- 0	HOME	0- 1	0- 0	7- 3			
2- 7	0- 0	0- 0	AWAY	0- 0	0- 3	2- 4			
1- 0	0- 0	0- 0	NEUTRAL	0- 0	0- 0	1- 0			
4- 8	0- 0	0- 0	NON-CONFERENCE	0- 1	0- 3	4- 4			
3- 3	0- 0	0- 0	HOME	0- 1	0- 0	3- 2			
0- 5	0- 0	0- 0	AWAY	0- 0	0- 3	0- 2			
1- 0	0- 0	0- 0	NEUTRAL	0- 0	0- 0	1- 0			
6- 3	0- 0	0- 0	CONFERENCE	0- 0	0- 0	6- 3			
4- 1	0- 0	0- 0	HOME	0- 0	0- 0	4- 1			
2- 2	0- 0	0- 0	AWAY	0- 0	0- 0	2- 2			
0- 0	0- 0	0- 0	NEUTRAL	0- 0	0- 0	0- 0			

RPI 1-25				RPI 26-50				RPI 51-100				RPI 101+ Team's RPI: 265			
RPI	S	Opponent	Score	RPI	S	Opponent	Score	RPI	S	Opponent	Score	RPI	S	Opponent	Score
								100	H	Coastal Caro.	73 78	116	A	Kansas	64 83
												120	A	Auburn	82 84
												122	A	Wisconsin	65 78
												151	H	UNC Greensboro	66 61
												172	A	Samford	69 63
												172	H	Samford	58 74
												199	H	Furman	66 62
												203	A	Northern Ky.	72 80
												225	A	Gardner-Webb	53 67
												231	A	Chattanooga	76 80
												243	H	UNC Asheville	75 38
												252	H	Appalachian St.	51 54
												253	N	Winthrop	60 59
												259	H	Longwood	79 76
												269	A	ETSU	76 47
												298	H	Ga. Southern	57 70
												303	H	Presbyterian	67 60
												317	A	Mercer	53 54
												317	H	Mercer	77 49
												335	H	Western Caro.	76 63
LAST 10 Division I															
				172	A	Samford	69 63					269	A	ETSU	76 47
				317	A	Mercer	53 54					231	A	Chattanooga	76 80
				199	H	Furman	66 62					317	H	Mercer	77 49
				151	H	UNC Greensboro	66 61					172	H	Samford	58 74
				335	H	Western Caro.	76 63					116	A	Kansas	64 83

Non-Div I Games: Brevard 82 34 Erskine 100 38 UNKNOWN 89 38

Wofford

Loss, Non-Conf, S Site, H Home A Away N Neutral

Average RPI Win:	240	WON-LOST	WINNING	LAST 10	STRENGTH OF	OPP. STRENGTH	TEAM	ADJ.	CONF.	ADJ CONF.
Average RPI Loss:	141	RECORD	PCT. RANK	GAMES	SCHEDULE	OF SCHEDULE	RPI	RPI	RPI	RPI
DIV. I ONLY	13- 10	134	7-3	238	185	159	159	22	22	
DIV. I NON-CONF.	4- 6	212	0	241	49	211	211	20	20	
TOTALS	RPI 1-25	RPI 26-50	W-L RECORDS	RPI 51-100	RPI 101-150	RPI 150+				
13- 10	0- 0	0- 1	OVERALL	0- 2	1- 4	12- 3				
5- 3	0- 0	0- 0	HOME	0- 0	0- 2	5- 1				
7- 5	0- 0	0- 1	AWAY	0- 2	1- 1	6- 1				
1- 2	0- 0	0- 0	NEUTRAL	0- 0	0- 1	1- 1				
4- 6	0- 0	0- 1	NON-CONFERENCE	0- 1	0- 3	4- 1				
1- 1	0- 0	0- 0	HOME	0- 0	0- 1	1- 0				
2- 3	0- 0	0- 1	AWAY	0- 1	0- 1	2- 0				
1- 2	0- 0	0- 0	NEUTRAL	0- 0	0- 1	1- 1				
9- 4	0- 0	0- 0	CONFERENCE	0- 1	1- 1	8- 2				
4- 2	0- 0	0- 0	HOME	0- 0	0- 1	4- 1				
5- 2	0- 0	0- 0	AWAY	0- 1	1- 0	4- 1				
0- 0	0- 0	0- 0	NEUTRAL	0- 0	0- 0	0- 0				

RPI S	Opponent	Score	RPI S	Opponent	Score	RPI S	Opponent	Score	RPI S	Opponent	Score	Team's RPI: 159
48	A Iowa St.	71	79	54	A UCF	53	69	113	H Abilene Christian	64	83	
				55	A IUPUI	60	80	116	N Kansas	63	74	
								127	A UT Arlington	62	68	
								137	A Green Bay	70	58	
								137	H Green Bay	59	68	
								196	A Cleveland St.	75	73	
								196	H Cleveland St.	78	62	
								203	A Northern Ky.	63	55	
								212	H CSU Bakersfield	65	60	
								228	A SMU	69	61	
								233	A Milwaukee	58	60	
								233	H Milwaukee	67	77	
								245	A Xavier	86	74	
								250	A Youngstown St.	67	54	
								250	H Youngstown St.	91	41	
								254	N Loyola Maryland	66	51	
								283	H Oakland	85	66	
								294	N St. Bonaventure	56	57	
								328	H Detroit Mercy	67	61	
								342	A UIC	58	43	
LAST 10 Division I												
196	A Cleveland St.	75	73	328	H Detroit Mercy	67	61					
250	A Youngstown St.	67	54	203	A Northern Ky.	63	55					
233	H Milwaukee	67	77	55	A IUPUI	60	80					
137	H Green Bay	59	68	342	A UIC	58	43					
283	H Oakland	85	66	250	H Youngstown St.	91	41					

Non-Div I Games: Marian (IN) 64 60

Wright St.

■ Loss,
 ■ Non-Conf,
 ■ S Site,
 ■ Home
 ■ A Away
 N Neutral

Wyoming

Through Games Of Feb. 8, 2020

Average RPI Win:	236	WON-LOST	WINNING	LAST 10	STRENGTH OF	OPP. STRENGTH	TEAM	ADJ.	CONF.	ADJ CONF.
Average RPI Loss:	159	RECORD	PCT. RANK	GAMES	SCHEDULE	OF SCHEDULE	RPI	RPI	RPI	RPI
DIV. I ONLY	10- 11	193	4-6	192	227	205	205	17	17	
DIV. I NON-CONF.	3- 5	224	0	207	240	260	260	23	23	
TOTALS	RPI 1-25	RPI 26-50	W-L RECORDS	RPI 51-100	RPI 101-150	RPI 150+				
10- 11	0- 1	0- 0	OVERALL	0- 3	1- 1	9- 6				
6- 5	0- 1	0- 0	HOME	0- 1	1- 0	5- 3				
4- 6	0- 0	0- 0	AWAY	0- 2	0- 1	4- 3				
0- 0	0- 0	0- 0	NEUTRAL	0- 0	0- 0	0- 0				
3- 5	0- 1	0- 0	NON-CONFERENCE	0- 2	0- 0	3- 2				
2- 3	0- 1	0- 0	HOME	0- 1	0- 0	2- 1				
1- 2	0- 0	0- 0	AWAY	0- 1	0- 0	1- 1				
0- 0	0- 0	0- 0	NEUTRAL	0- 0	0- 0	0- 0				
7- 6	0- 0	0- 0	CONFERENCE	0- 1	1- 1	6- 4				
4- 2	0- 0	0- 0	HOME	0- 0	1- 0	3- 2				
3- 4	0- 0	0- 0	AWAY	0- 1	0- 1	3- 2				
0- 0	0- 0	0- 0	NEUTRAL	0- 0	0- 0	0- 0				

RPI 1-25				RPI 26-50				RPI 51-100				RPI 101+ Team's RPI: 205			
RPI	S	Opponent	Score	RPI	S	Opponent	Score	RPI	S	Opponent	Score	RPI	S	Opponent	Score
12	H	Gonzaga	54 65					57	H	Colorado	56 66	124	A	Boise St.	48 67
								63	A	Fresno St.	59 89	124	H	Boise St.	73 68
								70	A	South Dakota St.	40 67	152	H	San Jose St.	80 45
												158	H	Saint Mary's (CA)	69 67
												176	A	UNLV	53 65
												194	A	New Mexico	73 66
												194	H	New Mexico	71 74
												235	H	Northern Colo.	44 46
												256	H	Nevada	83 59
												258	A	San Diego St.	60 67
												258	H	San Diego St.	81 67
												268	H	Colorado St.	49 56
												277	A	Utah St.	65 54
												279	A	North Dakota St.	66 57
												293	A	Denver	57 71
												313	A	Air Force	65 63
												351	H	Mississippi Val.	95 22
LAST 10 Division I															
194	H	New Mexico	71 74	63	A	Fresno St.	59 89								
124	A	Boise St.	48 67	256	H	Nevada	83 59								
152	H	San Jose St.	80 45	176	A	UNLV	53 65								
277	A	Utah St.	65 54	258	A	San Diego St.	60 67								
258	H	San Diego St.	81 67	268	H	Colorado St.	49 56								

Non-Div I Games: Colo. Christian 70 31

Wyoming

■ Loss,
 ■ Non-Conf, S Site,
 ■ Home
 ■ Away
 N Neutral

Average RPI Win:	169	WON-LOST	WINNING	LAST 10	STRENGTH OF	OPP. STRENGTH	TEAM	ADJ.	CONF.	ADJ CONF.
Average RPI Loss:	91	RECORD	PCT. RANK	GAMES	SCHEDULE	OF SCHEDULE	RPI	RPI	RPI	RPI
DIV. I ONLY	2- 20	343	1-9	24	84	245	245	6	6	
DIV. I NON-CONF.	1- 10	329	0	23	138	248	248	6	6	
TOTALS	RPI 1-25	RPI 26-50	W-L RECORDS	RPI 51-100	RPI 101-150	RPI 150+				
2- 20	0- 2	0- 2	OVERALL	1- 9	0- 5	1- 2				
1- 10	0- 1	0- 1	HOME	1- 5	0- 1	0- 2				
1- 8	0- 0	0- 1	AWAY	0- 4	0- 3	1- 0				
0- 2	0- 1	0- 0	NEUTRAL	0- 0	0- 1	0- 0				
1- 10	0- 1	0- 0	NON-CONFERENCE	1- 5	0- 2	0- 2				
1- 4	0- 0	0- 0	HOME	1- 2	0- 0	0- 2				
0- 4	0- 0	0- 0	AWAY	0- 3	0- 1	0- 0				
0- 2	0- 1	0- 0	NEUTRAL	0- 0	0- 1	0- 0				
1- 10	0- 1	0- 2	CONFERENCE	0- 4	0- 3	1- 0				
0- 6	0- 1	0- 1	HOME	0- 3	0- 1	0- 0				
1- 4	0- 0	0- 1	AWAY	0- 1	0- 2	1- 0				
0- 0	0- 0	0- 0	NEUTRAL	0- 0	0- 0	0- 0				

RPI 1-25				RPI 26-50				RPI 51-100				RPI 101+ Team's RPI: 245			
RPI	S	Opponent	Score	RPI	S	Opponent	Score	RPI	S	Opponent	Score	RPI	S	Opponent	Score
17	N	Northwestern	59 79	31	A	Creighton	55 62	56	H	St. John's (NY)	67 75	103	A	Butler	61 63
20	H	DePaul	68 91	36	H	Marquette	60 80	57	H	Colorado	53 62	103	H	Butler	70 78
								64	H	Seton Hall	61 83	119	N	Florida	64 67
								69	A	Temple	65 78	141	A	Providence	48 60
								73	A	Ball St.	49 70	143	A	Robert Morris	57 71
								83	H	Cincinnati	78 85	159	H	Wright St.	74 86
								92	A	Villanova	54 66	241	A	Georgetown	85 64
								92	H	Villanova	54 55	272	H	Eastern Ky.	55 56
								96	H	Utah	70 63				
								97	A	Rider	57 64				
LAST 10 Division I															
92	H	Villanova	54 55	20	H	DePaul	68 91								
103	A	Butler	61 63	92	A	Villanova	54 66								
141	A	Providence	48 60	241	A	Georgetown	85 64								
31	A	Creighton	55 62	103	H	Butler	70 78								
36	H	Marquette	60 80	64	H	Seton Hall	61 83								

Non-Div I Games:

Xavier

Average RPI Win:	193	WON-LOST	WINNING	LAST 10	STRENGTH OF	OPP. STRENGTH	TEAM	ADJ.	CONF.	ADJ CONF.
Average RPI Loss:	61	RECORD	PCT. RANK	GAMES	SCHEDULE	OF SCHEDULE	RPI	RPI	RPI	RPI
DIV. I ONLY	15- 4	35	9-1	113	146	40	40	8	8	
DIV. I NON-CONF.	10- 3	58	4-0	109	183	51	51	8	8	
TOTALS	RPI 1-25	RPI 26-50	W-L RECORDS	RPI 51-100	RPI 101-150	RPI 150+				
15- 4	0- 1	0- 0	OVERALL	2- 3	3- 0	10- 0				
6- 1	0- 0	0- 0	HOME	0- 1	1- 0	5- 0				
8- 3	0- 1	0- 0	AWAY	1- 2	2- 0	5- 0				
1- 0	0- 0	0- 0	NEUTRAL	1- 0	0- 0	0- 0				
10- 3	0- 1	0- 0	NON-CONFERENCE	2- 2	2- 0	6- 0				
5- 1	0- 0	0- 0	HOME	0- 1	1- 0	4- 0				
4- 2	0- 1	0- 0	AWAY	1- 1	1- 0	2- 0				
1- 0	0- 0	0- 0	NEUTRAL	1- 0	0- 0	0- 0				
5- 1	0- 0	0- 0	CONFERENCE	0- 1	1- 0	4- 0				
1- 0	0- 0	0- 0	HOME	0- 0	0- 0	1- 0				
4- 1	0- 0	0- 0	AWAY	0- 1	1- 0	3- 0				
0- 0	0- 0	0- 0	NEUTRAL	0- 0	0- 0	0- 0				

RPI 1-25				RPI 26-50				RPI 51-100				RPI 101+			
RPI	S	Opponent	Score	RPI	S	Opponent	Score	RPI	S	Opponent	Score	RPI	S	Opponent	Score
4	A	UCLA	65 100					56	H	St. John's (NY)	66 80	135	A	Cornell	74 67
								63	N	Fresno St.	87 67	138	A	Northeastern	78 63
								67	A	North Carolina	66 63	141	H	Providence	82 79
								84	A	Colgate	67 70	164	A	Columbia	85 60
								98	A	Harvard	57 66	179	H	Quinnipiac	63 59
												202	A	Dartmouth	67 47
												214	A	Brown	73 40
												214	H	Brown	79 72
												215	A	UMass Lowell	67 59
												280	H	Wagner	87 68
												281	A	LMU (CA)	81 65
												292	H	Sacred Heart	87 40
												317	H	Mercer	68 60
LAST 10 Division I															
202	A	Dartmouth	67 47	214	H	Brown	79 72								
98	A	Harvard	57 66	317	H	Mercer	68 60								
135	A	Cornell	74 67	280	H	Wagner	87 68								
164	A	Columbia	85 60	67	A	North Carolina	66 63								
214	A	Brown	73 40	292	H	Sacred Heart	87 40								

Non-Div I Games:

Yale

Average RPI Win:	258	WON-LOST	WINNING	LAST 10	STRENGTH OF	OPP. STRENGTH	TEAM	ADJ.	CONF.	ADJ CONF.
Average RPI Loss:	166	RECORD	PCT. RANK	GAMES	SCHEDULE	OF SCHEDULE	RPI	RPI	RPI	RPI
DIV. I ONLY	9- 13	230	2-8	239	282	250	250	22	22	
DIV. I NON-CONF.	5- 4	140	0	224	235	161	161	20	20	
TOTALS	RPI 1-25	RPI 26-50	W-L RECORDS	RPI 51-100	RPI 101-150	RPI 150+				
9- 13	0- 1	0- 0	OVERALL	1- 1	0- 3	8- 8				
5- 5	0- 0	0- 0	HOME	1- 0	0- 2	4- 3				
4- 8	0- 1	0- 0	AWAY	0- 1	0- 1	4- 5				
0- 0	0- 0	0- 0	NEUTRAL	0- 0	0- 0	0- 0				
5- 4	0- 1	0- 0	NON-CONFERENCE	0- 0	0- 2	5- 1				
3- 1	0- 0	0- 0	HOME	0- 0	0- 1	3- 0				
2- 3	0- 1	0- 0	AWAY	0- 0	0- 1	2- 1				
0- 0	0- 0	0- 0	NEUTRAL	0- 0	0- 0	0- 0				
4- 9	0- 0	0- 0	CONFERENCE	1- 1	0- 1	3- 7				
2- 4	0- 0	0- 0	HOME	1- 0	0- 1	1- 3				
2- 5	0- 0	0- 0	AWAY	0- 1	0- 0	2- 4				
0- 0	0- 0	0- 0	NEUTRAL	0- 0	0- 0	0- 0				

RPI	S	Opponent	Score	RPI	S	Opponent	Score	RPI	S	Opponent	Score	RPI	S	Opponent	Score	Team's RPI: 250
15	A	Indiana	56 93					55	A	IUPUI	69 77	117	H	Kent St.	73 82	
								55	H	IUPUI	75 73	137	H	Green Bay	63 70	
												143	A	Robert Morris	43 58	
												159	A	Wright St.	41 91	
												159	H	Wright St.	54 67	
												161	H	Eastern Mich.	79 77	
												196	A	Cleveland St.	52 60	
												198	A	Akron	62 91	
												203	A	Northern Ky.	56 75	
												203	H	Northern Ky.	55 59	
												233	H	Milwaukee	62 74	
												263	A	Saint Francis (PA)	56 46	
												272	A	Eastern Ky.	72 63	
												280	H	Wagner	64 42	
												283	A	Oakland	79 74	
												328	A	Detroit Mercy	62 47	
												339	H	Canisius	87 59	
												342	A	UIC	53 59	
												342	H	UIC	77 65	
LAST 10 Division I																
203	H	Northern Ky.	55 59	137	H	Green Bay	63 70									
159	H	Wright St.	54 67	328	A	Detroit Mercy	62 47									
55	A	IUPUI	69 77	283	A	Oakland	79 74									
342	A	UIC	53 59	196	A	Cleveland St.	52 60									
233	H	Milwaukee	62 74	159	A	Wright St.	41 91									

Non-Div I Games: Lake Erie 83 48 Muskingum 92 46

Youngstown St.

Loss, Non-Conf, S Site, H Home A Away N Neutral