

Average RPI Win:	280	WON-LOST	WINNING	LAST 10	STRENGTH OF	OPP. STRENGTH	TEAM	ADJ.	CONF.	ADJ CONF.
Average RPI Loss:	174	RECORD	PCT. RANK	GAMES	SCHEDULE	OF SCHEDULE	RPI	RPI	RPI	RPI
DIV. I ONLY	7- 9	210	0- 1	294	311	263	263	25	25	
DIV. I NON-CONF.	2- 5	264	0- 0	260	248	285	285	23	23	
TOTALS	RPI 1-25	RPI 26-50	W-L RECORDS	RPI 51-100	RPI 101-150	RPI 150+				
7- 9	0- 0	0- 0	OVERALL	0- 1	0- 1	7- 7				
3- 4	0- 0	0- 0	HOME	0- 0	0- 0	3- 4				
3- 4	0- 0	0- 0	AWAY	0- 1	0- 1	3- 2				
1- 1	0- 0	0- 0	NEUTRAL	0- 0	0- 0	1- 1				
2- 5	0- 0	0- 0	NON-CONFERENCE	0- 0	0- 1	2- 4				
0- 3	0- 0	0- 0	HOME	0- 0	0- 0	0- 3				
1- 1	0- 0	0- 0	AWAY	0- 0	0- 1	1- 0				
1- 1	0- 0	0- 0	NEUTRAL	0- 0	0- 0	1- 1				
5- 4	0- 0	0- 0	CONFERENCE	0- 1	0- 0	5- 3				
3- 1	0- 0	0- 0	HOME	0- 0	0- 0	3- 1				
2- 3	0- 0	0- 0	AWAY	0- 1	0- 0	2- 2				
0- 0	0- 0	0- 0	NEUTRAL	0- 0	0- 0	0- 0				

RPI S	Opponent	Score	RPI S	Opponent	Score	RPI S	Opponent	Score	RPI S	Opponent	Score	Team's RPI: 263
						59	A Lamar University	58 76	147	A Texas Tech	61 78	
									159	H Abilene Christian	68 72	
									163	H New Mexico St.	65 67	
									174	H Texas St.	53 60	
									184	A Nicholls St.	55 85	
									193	N Prairie View	59 67	
									201	H Sam Houston St.	76 61	
									219	A UTRGV	59 49	
									219	H UTRGV	57 70	
									255	N Louisiana	64 63	
									267	A Southeastern La.	45 56	
									293	A Central Ark.	73 65	
									318	H New Orleans	57 51	
									335	A Houston Baptist	70 56	
									341	H Northwestern St.	79 55	
LAST 12 Division I GAMES:												
267	A	Southeastern La.	45	56	341	H	Northwestern St.	79	55			
335	A	Houston Baptist	70	56	59	A	Lamar University	58	76			
159	H	Abilene Christian	68	72	293	A	Central Ark.	73	65			
184	A	Nicholls St.	55	85	163	H	New Mexico St.	65	67			
318	H	New Orleans	57	51	219	H	UTRGV	57	70			
201	H	Sam Houston St.	76	61	193	N	Prairie View	59	67			

Non-Div I Games: Schreiner 64 34 UNKNOWN 78 40 Tex. A&M Int'l 84 36 Texas Lutheran 73 49 A&M-Corpus Christi

Loss, Non-Conf, S Site, H Home A Away N Neutral

Average RPI Win:	274	WON-LOST	WINNING	LAST 10	STRENGTH OF	OPP. STRENGTH	TEAM	ADJ.	CONF.	ADJ CONF.
Average RPI Loss:	120	RECORD	PCT. RANK	GAMES	SCHEDULE	OF SCHEDULE	RPI	RPI	RPI	RPI
DIV. I ONLY	10- 7	125	0- 1	239	278	159	159	25	25	
DIV. I NON-CONF.	3- 4	199	0- 0	130	150	133	133	23	23	
TOTALS	RPI 1-25	RPI 26-50	W-L RECORDS	RPI 51-100	RPI 101-150	RPI 150+				
10- 7	0- 0	0- 0	OVERALL	0- 4	0- 1	10- 2				
2- 3	0- 0	0- 0	HOME	0- 3	0- 0	2- 0				
7- 4	0- 0	0- 0	AWAY	0- 1	0- 1	7- 2				
1- 0	0- 0	0- 0	NEUTRAL	0- 0	0- 0	1- 0				
3- 4	0- 0	0- 0	NON-CONFERENCE	0- 2	0- 1	3- 1				
0- 1	0- 0	0- 0	HOME	0- 1	0- 0	0- 0				
2- 3	0- 0	0- 0	AWAY	0- 1	0- 1	2- 1				
1- 0	0- 0	0- 0	NEUTRAL	0- 0	0- 0	1- 0				
7- 3	0- 0	0- 0	CONFERENCE	0- 2	0- 0	7- 1				
2- 2	0- 0	0- 0	HOME	0- 2	0- 0	2- 0				
5- 1	0- 0	0- 0	AWAY	0- 0	0- 0	5- 1				
0- 0	0- 0	0- 0	NEUTRAL	0- 0	0- 0	0- 0				

RPI 1-25				RPI 26-50				RPI 51-100				RPI 101+				Team's RPI: 159	
RPI	S	Opponent	Score	RPI	S	Opponent	Score	RPI	S	Opponent	Score	RPI	S	Opponent	Score		
								59	H	Lamar University	60	63	147	A	Texas Tech	54	105
								67	A	FGCU	65	81	157	A	Tulsa	63	75
								69	H	SFA	55	71	163	A	New Mexico St.	58	46
								73	H	Arkansas	68	80	201	A	Sam Houston St.	91	79
													239	N	Texas Southern	81	39
													263	A	A&M-Corpus Christi	72	68
													267	A	Southeastern La.	71	74
													269	A	UTEP	70	69
													293	H	Central Ark.	77	70
													318	A	New Orleans	59	52
													321	H	McNeese	109	52
													335	A	Houston Baptist	72	62
													341	A	Northwestern St.	72	63
LAST 12 Division I GAMES:																	
				59	H	Lamar University	60	63	267	A	Southeastern La.	71	74				
				263	A	A&M-Corpus Christi	72	68	321	H	McNeese	109	52				
				293	H	Central Ark.	77	70	201	A	Sam Houston St.	91	79				
				69	H	SFA	55	71	318	A	New Orleans	59	52				
				341	A	Northwestern St.	72	63	147	A	Texas Tech	54	105				
				335	A	Houston Baptist	72	62	67	A	FGCU	65	81				

Non-Div I Games: Eastern N.M. 78 46 Southwest (NM) 90 47 Howard Payne 98 43 Schreiner 90 43 Abilene Christian

Loss, Non-Conf, S Site, H Home A Away N Neutral

Average RPI Win:	255	WON-LOST	WINNING	LAST 10	STRENGTH OF	OPP. STRENGTH	TEAM	ADJ.	CONF.	ADJ CONF.
Average RPI Loss:	143	RECORD	PCT. RANK	GAMES	SCHEDULE	OF SCHEDULE	RPI	RPI	RPI	RPI
DIV. I ONLY	7- 14	256	0- 1	189	173	249	249	15	15	
DIV. I NON-CONF.	3- 7	256	0- 0	117	251	220	220	13	13	
TOTALS	RPI 1-25	RPI 26-50	W-L RECORDS	RPI 51-100	RPI 101-150	RPI 150+				
7- 14	0- 1	0- 0	OVERALL	0- 4	1- 1	6- 8				
6- 3	0- 0	0- 0	HOME	0- 0	1- 0	5- 3				
1- 11	0- 1	0- 0	AWAY	0- 4	0- 1	1- 5				
0- 0	0- 0	0- 0	NEUTRAL	0- 0	0- 0	0- 0				
3- 7	0- 1	0- 0	NON-CONFERENCE	0- 1	1- 1	2- 4				
2- 2	0- 0	0- 0	HOME	0- 0	1- 0	1- 2				
1- 5	0- 1	0- 0	AWAY	0- 1	0- 1	1- 2				
0- 0	0- 0	0- 0	NEUTRAL	0- 0	0- 0	0- 0				
4- 7	0- 0	0- 0	CONFERENCE	0- 3	0- 0	4- 4				
4- 1	0- 0	0- 0	HOME	0- 0	0- 0	4- 1				
0- 6	0- 0	0- 0	AWAY	0- 3	0- 0	0- 3				
0- 0	0- 0	0- 0	NEUTRAL	0- 0	0- 0	0- 0				

RPI 1-25				RPI 26-50				RPI 51-100				RPI 101+ Team's RPI: 249			
RPI	S	Opponent	Score	RPI	S	Opponent	Score	RPI	S	Opponent	Score	RPI	S	Opponent	Score
5	A	Oregon	36 82					51	A	Wyoming	60 80	106	H	Northern Colo.	69 57
								52	A	New Mexico	57 78	117	A	Minnesota	50 67
								57	A	Boise St.	48 79	161	A	Portland	60 79
								89	A	Northeastern	41 54	170	A	Denver	66 92
												202	H	George Mason	71 78
												204	H	Utah St.	44 48
												209	A	UNLV	56 66
												214	H	Navy	47 54
												217	A	San Diego St.	61 70
												217	H	San Diego St.	75 66
												245	H	Nevada	79 74
												248	A	Colorado St.	48 55
												248	H	Colorado St.	63 48
												295	A	Army West Point	71 60
												329	H	San Jose St.	88 77
												344	H	Fairleigh Dickinson	85 37
LAST 12 Division I GAMES:															
51	A	Wyoming	60 80	209	A	UNLV	56 66								
248	A	Colorado St.	48 55	217	A	San Diego St.	61 70								
217	H	San Diego St.	75 66	248	H	Colorado St.	63 48								
329	H	San Jose St.	88 77	204	H	Utah St.	44 48								
57	A	Boise St.	48 79	52	A	New Mexico	57 78								
245	H	Nevada	79 74	5	A	Oregon	36 82								

Non-Div I Games: Western St. 72 54

Air Force

■ Loss,
 ■ Non-Conf, S Site,
 ■ Home
 ■ Away
 N Neutral

Average RPI Win:	255	WON-LOST	WINNING	LAST 10	STRENGTH OF	OPP. STRENGTH	TEAM	ADJ.	CONF.	ADJ CONF.
Average RPI Loss:	78	RECORD	PCT. RANK	GAMES	SCHEDULE	OF SCHEDULE	RPI	RPI	RPI	RPI
DIV. I ONLY	11- 8	129	0- 1	197	149	141	141	7	7	
DIV. I NON-CONF.	8- 2	52	0- 0	329	267	167	167	8	8	
TOTALS	RPI 1-25	RPI 26-50	W-L RECORDS	RPI 51-100	RPI 101-150	RPI 150+				
11- 8	0- 2	0- 2	OVERALL	1- 2	0- 1	10- 1				
5- 2	0- 0	0- 1	HOME	1- 0	0- 0	4- 1				
2- 6	0- 2	0- 1	AWAY	0- 2	0- 1	2- 0				
4- 0	0- 0	0- 0	NEUTRAL	0- 0	0- 0	4- 0				
8- 2	0- 0	0- 1	NON-CONFERENCE	0- 0	0- 1	8- 0				
3- 1	0- 0	0- 1	HOME	0- 0	0- 0	3- 0				
1- 1	0- 0	0- 0	AWAY	0- 0	0- 1	1- 0				
4- 0	0- 0	0- 0	NEUTRAL	0- 0	0- 0	4- 0				
3- 6	0- 2	0- 1	CONFERENCE	1- 2	0- 0	2- 1				
2- 1	0- 0	0- 0	HOME	1- 0	0- 0	1- 1				
1- 5	0- 2	0- 1	AWAY	0- 2	0- 0	1- 0				
0- 0	0- 0	0- 0	NEUTRAL	0- 0	0- 0	0- 0				

RPI 1-25				RPI 26-50				RPI 51-100				RPI 101+ Team's RPI: 141			
RPI	S	Opponent	Score	RPI	S	Opponent	Score	RPI	S	Opponent	Score	RPI	S	Opponent	Score
23	A	Central Mich.	71 94	36	A	Ohio	70 92	84	A	Kent St.	58 73	131	A	Youngstown St.	61 72
24	A	Buffalo	72 91	45	H	Butler	47 63	86	H	Toledo	70 64	183	H	Eastern Mich.	60 72
								98	A	Northern Ill.	59 70	206	H	St. Bonaventure	67 58
												231	A	N.C. A&T	49 36
												237	H	Bowling Green	74 71
												269	N	UTEP	64 57
												277	N	Northern Ky.	77 60
												281	A	Western Mich.	72 59
												285	H	Canisius	62 53
												306	N	Oakland	85 65
												307	N	Jackson St.	74 57
												317	H	Eastern Ky.	63 54
LAST 12 Division I GAMES:															
36	A	Ohio	70 92	237	H	Bowling Green	74 71								
84	A	Kent St.	58 73	281	A	Western Mich.	72 59								
86	H	Toledo	70 64	23	A	Central Mich.	71 94								
24	A	Buffalo	72 91	269	N	UTEP	64 57								
98	A	Northern Ill.	59 70	307	N	Jackson St.	74 57								
183	H	Eastern Mich.	60 72	285	H	Canisius	62 53								

Non-Div I Games: Malone 63 44

Akron

■ Loss,
 ■ Non-Conf,
 ■ S Site,
 ■ H Home
 ■ A Away
 N Neutral

Alabama

Through Games Of Feb. 8, 2019

Average RPI Win:	171	WON-LOST	WINNING	LAST 10	STRENGTH OF	OPP. STRENGTH	TEAM	ADJ.	CONF.	ADJ CONF.
Average RPI Loss:	77	RECORD	PCT. RANK	GAMES	SCHEDULE	OF SCHEDULE	RPI	RPI	RPI	RPI
DIV. I ONLY	11- 12	173	0- 1	55	73	128	128	5	5	
DIV. I NON-CONF.	8- 5	120	0- 1	111	146	115	115	5	5	
TOTALS	RPI 1-25	RPI 26-50	W-L RECORDS	RPI 51-100	RPI 101-150	RPI 150+				
11- 12	0- 4	1- 1	OVERALL	2- 3	2- 1	6- 3				
8- 4	0- 1	1- 0	HOME	1- 2	1- 1	5- 0				
2- 5	0- 2	0- 1	AWAY	0- 1	1- 0	1- 1				
1- 3	0- 1	0- 0	NEUTRAL	1- 0	0- 0	0- 2				
8- 5	0- 1	1- 1	NON-CONFERENCE	1- 0	1- 1	5- 2				
6- 1	0- 0	1- 0	HOME	0- 0	1- 1	4- 0				
1- 1	0- 0	0- 1	AWAY	0- 0	0- 0	1- 0				
1- 3	0- 1	0- 0	NEUTRAL	1- 0	0- 0	0- 2				
3- 7	0- 3	0- 0	CONFERENCE	1- 3	1- 0	1- 1				
2- 3	0- 1	0- 0	HOME	1- 2	0- 0	1- 0				
1- 4	0- 2	0- 0	AWAY	0- 1	1- 0	0- 1				
0- 0	0- 0	0- 0	NEUTRAL	0- 0	0- 0	0- 0				

RPI 1-25				RPI 26-50				RPI 51-100				RPI 101+ Team's RPI: 128			
RPI	S	Opponent	Score	RPI	S	Opponent	Score	RPI	S	Opponent	Score	RPI	S	Opponent	Score
7	H	Mississippi St.	49 65	40	A	Utah	62 72	53	H	LSU	56 62	103	A	Georgia	58 53
16	A	South Carolina	59 62	46	H	Clemson	76 56	62	H	Tennessee	86 65	116	H	South Alabama	67 72
20	A	Texas A&M	43 70					65	H	Auburn	56 66	136	H	Tulane	69 58
21	N	Miami (FL)	74 101					73	A	Arkansas	61 72	154	N	Louisiana Tech	62 79
								97	N	Virginia	64 52	157	N	Tulsa	73 80
												203	H	Grambling	73 55
												205	A	Florida	55 57
												205	H	Florida	74 67
												211	A	SMU	62 61
												212	H	Stetson	59 47
												267	H	Southeastern La.	88 40
												341	H	Northwestern St.	87 73
LAST 12 Division I GAMES:															
154	N	Louisiana Tech	62 79	62	H	Tennessee	86 65								
205	A	Florida	55 57	20	A	Texas A&M	43 70								
7	H	Mississippi St.	49 65	65	H	Auburn	56 66								
103	A	Georgia	58 53	16	A	South Carolina	59 62								
73	A	Arkansas	61 72	205	H	Florida	74 67								
53	H	LSU	56 62	21	N	Miami (FL)	74 101								

Non-Div I Games:

Alabama

■ Loss,
 ■ Non-Conf,
 ■ S Site,
 ■ H Home
 ■ A Away
 N Neutral

Team Rank				Through Games Of Post-Op 2019						
Average RPI Win:	295	WON-LOST	WINNING	LAST 10	STRENGTH OF	OPP. STRENGTH	TEAM	ADJ.	CONF.	ADJ CONF.
Average RPI Loss:	209	RECORD	PCT. RANK	GAMES	SCHEDULE	OF SCHEDULE	RPI	RPI	RPI	RPI
DIV. I ONLY	9- 11	199	0- 1	350	323	304	304	29	29	
DIV. I NON-CONF.	5- 6	177	0- 0	309	321	268	268	27	27	

TOTALS	RPI 1-25	RPI 26-50		W-L RECORDS		RPI 51-100	RPI 101-150	RPI 150+		
9- 11	0- 0	0- 0		OVERALL		0- 0	0- 2	9- 9		
4- 5	0- 0	0- 0		HOME		0- 0	0- 0	4- 5		
4- 6	0- 0	0- 0		AWAY		0- 0	0- 2	4- 4		
1- 0	0- 0	0- 0		NEUTRAL		0- 0	0- 0	1- 0		
5- 6	0- 0	0- 0		NON-CONFERENCE		0- 0	0- 2	5- 4		
2- 2	0- 0	0- 0		HOME		0- 0	0- 0	2- 2		
2- 4	0- 0	0- 0		AWAY		0- 0	0- 2	2- 2		
1- 0	0- 0	0- 0		NEUTRAL		0- 0	0- 0	1- 0		
4- 5	0- 0	0- 0		CONFERENCE		0- 0	0- 0	4- 5		
2- 3	0- 0	0- 0		HOME		0- 0	0- 0	2- 3		
2- 2	0- 0	0- 0		AWAY		0- 0	0- 0	2- 2		
0- 0	0- 0	0- 0		NEUTRAL		0- 0	0- 0	0- 0		

RPI 1-25				RPI 26-50				RPI 51-100				RPI 101+				Team's RPI: 304	
RPI	S	Opponent	Score	RPI	S	Opponent	Score	RPI	S	Opponent	Score	RPI	S	Opponent	Score		
												110	A	Kansas	54	65	
												126	A	UAB	47	82	
												173	H	Southern U.	50	54	
												185	A	Illinois	60	88	
												193	A	Prairie View	65	77	
												203	H	Grambling	51	63	
												226	N	Jacksonville	65	60	
												229	H	Jacksonville St.	48	55	
												236	H	Alabama St.	46	60	
												239	A	Texas Southern	45	53	
												267	H	Southeastern La.	51	48	
												275	A	Austin Peay	58	75	
												284	A	North Florida	63	62	
												288	A	Murray St.	59	53	
												290	H	Tennessee St.	67	57	
												301	A	Mississippi Val.	80	60	
												307	H	Jackson St.	58	55	
												328	H	Lipscomb	58	62	
												346	A	Ark.-Pine Bluff	78	52	
												350	H	Alcorn	87	69	
LAST 12 Division I GAMES:																	
				239	A	Texas Southern	45	53	301	A	Mississippi Val.	80	60				
				193	A	Prairie View	65	77	203	H	Grambling	51	63				
				350	H	Alcorn	87	69	307	H	Jackson St.	58	55				
				173	H	Southern U.	50	54	226	N	Jacksonville	65	60				
				236	H	Alabama St.	46	60	284	A	North Florida	63	62				
				346	A	Ark.-Pine Bluff	78	52	267	H	Southeastern La.	51	48				

Non-Div I Games:

Alabama A&M

Loss, Non-Conf, S Site, H Home A Away N Neutral

Average RPI Win:	287	WON-LOST	WINNING	LAST 10	STRENGTH OF	OPP. STRENGTH	TEAM	ADJ.	CONF.	ADJ CONF.
Average RPI Loss:	136	RECORD	PCT. RANK	GAMES	SCHEDULE	OF SCHEDULE	RPI	RPI	RPI	RPI
DIV. I ONLY	6- 13	269	0- 1	159	291	236	236	29	29	
DIV. I NON-CONF.	0- 10	336	0- 0	15	187	236	236	27	27	
TOTALS	RPI 1-25	RPI 26-50	W-L RECORDS	RPI 51-100	RPI 101-150	RPI 150+				
6- 13	0- 1	0- 2	OVERALL	0- 2	0- 3	6- 5				
3- 4	0- 1	0- 0	HOME	0- 0	0- 1	3- 2				
3- 9	0- 0	0- 2	AWAY	0- 2	0- 2	3- 3				
0- 0	0- 0	0- 0	NEUTRAL	0- 0	0- 0	0- 0				
0- 10	0- 1	0- 2	NON-CONFERENCE	0- 2	0- 3	0- 2				
0- 3	0- 1	0- 0	HOME	0- 0	0- 1	0- 1				
0- 7	0- 0	0- 2	AWAY	0- 2	0- 2	0- 1				
0- 0	0- 0	0- 0	NEUTRAL	0- 0	0- 0	0- 0				
6- 3	0- 0	0- 0	CONFERENCE	0- 0	0- 0	6- 3				
3- 1	0- 0	0- 0	HOME	0- 0	0- 0	3- 1				
3- 2	0- 0	0- 0	AWAY	0- 0	0- 0	3- 2				
0- 0	0- 0	0- 0	NEUTRAL	0- 0	0- 0	0- 0				

RPI 1-25				RPI 26-50				RPI 51-100				RPI 101+ Team's RPI: 236			
RPI	S	Opponent	Score	RPI	S	Opponent	Score	RPI	S	Opponent	Score	RPI	S	Opponent	Score
16	H	South Carolina	38 94	26	A	Kentucky	35 87	65	A	Auburn	50 83	116	A	South Alabama	65 77
				50	A	Georgia Tech	42 69	92	A	Troy	46 116	126	H	UAB	47 62
												144	A	North Ala.	42 68
												169	A	Xavier	58 87
												173	H	Southern U.	78 61
												193	A	Prairie View	59 71
												203	H	Grambling	72 80
												239	A	Texas Southern	58 51
												262	H	Samford	51 60
												301	A	Mississippi Val.	62 64
												304	A	Alabama A&M	60 46
												307	H	Jackson St.	74 67
												346	A	Ark.-Pine Bluff	58 56
												350	H	Alcorn	76 63
LAST 12 Division I GAMES:															
193	A	Prairie View	59 71	346	A	Ark.-Pine Bluff	58 56								
239	A	Texas Southern	58 51	307	H	Jackson St.	74 67								
173	H	Southern U.	78 61	203	H	Grambling	72 80								
350	H	Alcorn	76 63	65	A	Auburn	50 83								
304	A	Alabama A&M	60 46	169	A	Xavier	58 87								
301	A	Mississippi Val.	62 64	126	H	UAB	47 62								

Non-Div I Games: Mobile 69 63

Alabama St.

■ Loss,
 ■ Non-Conf,
 ■ S Site,
 ■ Home
 ■ A Away
 N Neutral

Albany (NY)

Through Games Of Feb. 8, 2019

Average RPI Win: 270	WON-LOST	WINNING	LAST 10	STRENGTH OF	OPP. STRENGTH	TEAM	ADJ.	CONF.	ADJ CONF.
Average RPI Loss: 185	RECORD	PCT. RANK	GAMES	SCHEDULE	OF SCHEDULE	RPI	RPI	RPI	RPI
DIV. I ONLY	9- 13	226	1- 0	248	281	240	240	23	23
DIV. I NON-CONF.	3- 10	278	0- 0	225	309	289	289	25	25
TOTALS	RPI 1-25	RPI 26-50	W-L RECORDS	RPI 51-100	RPI 101-150	RPI 150+			
9- 13	0- 1	0- 1	OVERALL	0- 1	0- 3	9- 7			
5- 4	0- 0	0- 0	HOME	0- 0	0- 1	5- 3			
4- 9	0- 1	0- 1	AWAY	0- 1	0- 2	4- 4			
0- 0	0- 0	0- 0	NEUTRAL	0- 0	0- 0	0- 0			
3- 10	0- 1	0- 1	NON-CONFERENCE	0- 0	0- 2	3- 6			
1- 4	0- 0	0- 0	HOME	0- 0	0- 1	1- 3			
2- 6	0- 1	0- 1	AWAY	0- 0	0- 1	2- 3			
0- 0	0- 0	0- 0	NEUTRAL	0- 0	0- 0	0- 0			
6- 3	0- 0	0- 0	CONFERENCE	0- 1	0- 1	6- 1			
4- 0	0- 0	0- 0	HOME	0- 0	0- 0	4- 0			
2- 3	0- 0	0- 0	AWAY	0- 1	0- 1	2- 1			
0- 0	0- 0	0- 0	NEUTRAL	0- 0	0- 0	0- 0			

RPI 1-25				RPI 26-50				RPI 51-100				RPI 101+ Team's RPI: 240			
RPI	S	Opponent	Score	RPI	S	Opponent	Score	RPI	S	Opponent	Score	RPI	S	Opponent	Score
15	A	Rutgers	39 65	44	A	Purdue	41 53	75	A	Maine	65 76	105	A	Hartford	35 82
												135	A	South Fla.	37 74
												147	H	Marist	56 74
												160	A	Stony Brook	54 49
												213	H	Holy Cross	50 56
												235	A	Monmouth	56 64
												244	A	Binghamton	71 62
												244	H	Binghamton	61 56
												258	A	Columbia	62 58
												259	A	St. Francis Brooklyn	67 60
												264	A	Cornell	34 48
												271	A	Vermont	39 52
												285	H	Canisius	42 48
												296	H	Central Conn. St.	53 60
												299	H	UMBC	64 44
												313	H	Manhattan	60 54
												324	H	UMass Lowell	63 56
												325	A	Lafayette	66 67
												326	H	New Hampshire	59 41
LAST 12 Division I GAMES:															
244	A	Binghamton	71 62	75	A	Maine	65 76								
326	H	New Hampshire	59 41	271	A	Vermont	39 52								
105	A	Hartford	35 82	244	H	Binghamton	61 56								
160	A	Stony Brook	54 49	258	A	Columbia	62 58								
299	H	UMBC	64 44	44	A	Purdue	41 53								
324	H	UMass Lowell	63 56	259	A	St. Francis Brooklyn	67 60								

Non-Div I Games:

Albany (NY)

■ Loss,
 ■ Non-Conf, S Site,
 ■ Home
 ■ Away
 N Neutral

Average RPI Win: 270	WON-LOST	WINNING	LAST 10	STRENGTH OF	OPP. STRENGTH	TEAM	ADJ.	CONF.	ADJ CONF.
Average RPI Loss: 236	RECORD	PCT. RANK	GAMES	SCHEDULE	OF SCHEDULE	RPI	RPI	RPI	RPI
DIV. I ONLY	2- 16	334	0- 1	344	327	350	350	29	29
DIV. I NON-CONF.	0- 9	336	0- 1	295	320	349	349	27	27
TOTALS	RPI 1-25	RPI 26-50	W-L RECORDS	RPI 51-100	RPI 101-150	RPI 150+			
2- 16	0- 0	0- 1	OVERALL	0- 0	0- 1	2- 14			
2- 5	0- 0	0- 0	HOME	0- 0	0- 0	2- 5			
0- 10	0- 0	0- 1	AWAY	0- 0	0- 1	0- 8			
0- 1	0- 0	0- 0	NEUTRAL	0- 0	0- 0	0- 1			
0- 9	0- 0	0- 1	NON-CONFERENCE	0- 0	0- 1	0- 7			
0- 2	0- 0	0- 0	HOME	0- 0	0- 0	0- 2			
0- 6	0- 0	0- 1	AWAY	0- 0	0- 1	0- 4			
0- 1	0- 0	0- 0	NEUTRAL	0- 0	0- 0	0- 1			
2- 7	0- 0	0- 0	CONFERENCE	0- 0	0- 0	2- 7			
2- 3	0- 0	0- 0	HOME	0- 0	0- 0	2- 3			
0- 4	0- 0	0- 0	AWAY	0- 0	0- 0	0- 4			
0- 0	0- 0	0- 0	NEUTRAL	0- 0	0- 0	0- 0			

RPI S	Opponent	Score	RPI S	Opponent	Score	RPI S	Opponent	Score	RPI S	Opponent	Score	Team's RPI: 350
48	A TCU	31 88							126	A UAB	53 80	
									163	N New Mexico St.	64 82	
									173	H Southern U.	54 75	
									186	A Southern Miss.	47 66	
									193	H Prairie View	61 82	
									203	A Grambling	56 61	
									236	A Alabama St.	63 76	
									239	H Texas Southern	53 52	
									267	H Southeastern La.	59 77	
									269	A UTEP	51 77	
									293	H Central Ark.	46 57	
									301	H Mississippi Val.	73 63	
									304	A Alabama A&M	69 87	
									307	A Jackson St.	66 88	
									316	A FIU	40 75	
									341	A Northwestern St.	65 78	
									346	H Ark.-Pine Bluff	57 59	
LAST 12 Division I GAMES:												
163	N	New Mexico St.	64	82	203	A	Grambling	56	61			
173	H	Southern U.	54	75	307	A	Jackson St.	66	88			
304	A	Alabama A&M	69	87	193	H	Prairie View	61	82			
236	A	Alabama St.	63	76	239	H	Texas Southern	53	52			
346	H	Ark.-Pine Bluff	57	59	48	A	TCU	31	88			
301	H	Mississippi Val.	73	63	316	A	FIU	40	75			

Non-Div I Games: Lane 58 70 Fisk 67 64 Rust 59 78

Alcorn

Loss, Non-Conf, S Site, H Home A Away N Neutral

Average RPI Win: 230	WON-LOST	WINNING	LAST 10	STRENGTH OF	OPP. STRENGTH	TEAM	ADJ.	CONF.	ADJ CONF.
Average RPI Loss: 84	RECORD	PCT. RANK	GAMES	SCHEDULE	OF SCHEDULE	RPI	RPI	RPI	RPI
DIV. I ONLY	13- 8	108	1- 0	102	179	94	94	19	19
DIV. I NON-CONF.	4- 7	228	0- 0	72	86	168	168	22	22
TOTALS	RPI 1-25	RPI 26-50	W-L RECORDS	RPI 51-100	RPI 101-150	RPI 150+			
13- 8	0- 1	0- 2	OVERALL	0- 2	1- 2	12- 1			
8- 1	0- 0	0- 1	HOME	0- 0	0- 0	8- 0			
5- 5	0- 0	0- 1	AWAY	0- 1	1- 2	4- 1			
0- 2	0- 1	0- 0	NEUTRAL	0- 1	0- 0	0- 0			
4- 7	0- 1	0- 1	NON-CONFERENCE	0- 2	0- 2	4- 1			
3- 1	0- 0	0- 1	HOME	0- 0	0- 0	3- 0			
1- 4	0- 0	0- 0	AWAY	0- 1	0- 2	1- 1			
0- 2	0- 1	0- 0	NEUTRAL	0- 1	0- 0	0- 0			
9- 1	0- 0	0- 1	CONFERENCE	0- 0	1- 0	8- 0			
5- 0	0- 0	0- 0	HOME	0- 0	0- 0	5- 0			
4- 1	0- 0	0- 1	AWAY	0- 0	1- 0	3- 0			
0- 0	0- 0	0- 0	NEUTRAL	0- 0	0- 0	0- 0			

RPI 1-25				RPI 26-50				RPI 51-100				Team's RPI: 94	RPI 101+			
RPI	S	Opponent	Score	RPI	S	Opponent	Score	RPI	S	Opponent	Score		RPI	S	Opponent	Score
4	N	Stanford	49 71	36	H	Ohio	67 77	67	N	FGCU	71 90		123	A	Penn St.	59 80
				49	A	Bucknell	56 71	97	A	Virginia	54 57		125	A	High Point	61 66
													139	A	Lehigh	61 53
													157	H	Tulsa	68 52
													164	A	Boston U.	64 51
													170	A	Denver	54 83
													202	H	George Mason	86 71
													213	H	Holy Cross	70 58
													214	A	Navy	58 45
													224	A	Hawaii	69 57
													228	A	Colgate	71 66
													228	H	Colgate	76 57
													295	H	Army West Point	61 51
													299	H	UMBC	64 42
													300	H	Loyola Maryland	82 38
													325	H	Lafayette	60 45
LAST 12 Division I GAMES:																
				228	A	Colgate	71 66					295	H	Army West Point	61 51	
				213	H	Holy Cross	70 58					214	A	Navy	58 45	
				325	H	Lafayette	60 45					228	H	Colgate	76 57	
				164	A	Boston U.	64 51					49	A	Bucknell	56 71	
				139	A	Lehigh	61 53					36	H	Ohio	67 77	
				300	H	Loyola Maryland	82 38					125	A	High Point	61 66	

Non-Div I Games:

American

■ Loss,
 ■ Non-Conf, S Site,
 ■ Home
 ■ Away
 N Neutral

Average RPI Win:	215	WON-LOST	WINNING	LAST 10	STRENGTH OF	OPP. STRENGTH	TEAM	ADJ.	CONF.	ADJ CONF.
Average RPI Loss:	111	RECORD	PCT. RANK	GAMES	SCHEDULE	OF SCHEDULE	RPI	RPI	RPI	RPI
DIV. I ONLY	12- 9	133	1- 0	140	164	134	134	12	12	
DIV. I NON-CONF.	6- 5	143	0- 0	157	198	130	130	15	15	
TOTALS	RPI 1-25	RPI 26-50	W-L RECORDS	RPI 51-100	RPI 101-150	RPI 150+				
12- 9	0- 1	0- 2	OVERALL	0- 3	2- 1	10- 2				
9- 2	0- 0	0- 0	HOME	0- 2	1- 0	8- 0				
3- 7	0- 1	0- 2	AWAY	0- 1	1- 1	2- 2				
0- 0	0- 0	0- 0	NEUTRAL	0- 0	0- 0	0- 0				
6- 5	0- 1	0- 2	NON-CONFERENCE	0- 0	1- 1	5- 1				
5- 0	0- 0	0- 0	HOME	0- 0	0- 0	5- 0				
1- 5	0- 1	0- 2	AWAY	0- 0	1- 1	0- 1				
0- 0	0- 0	0- 0	NEUTRAL	0- 0	0- 0	0- 0				
6- 4	0- 0	0- 0	CONFERENCE	0- 3	1- 0	5- 1				
4- 2	0- 0	0- 0	HOME	0- 2	1- 0	3- 0				
2- 2	0- 0	0- 0	AWAY	0- 1	0- 0	2- 1				
0- 0	0- 0	0- 0	NEUTRAL	0- 0	0- 0	0- 0				

RPI 1-25				RPI 26-50				RPI 51-100				RPI 101+ Team's RPI: 134			
RPI	S	Opponent	Score	RPI	S	Opponent	Score	RPI	S	Opponent	Score	RPI	S	Opponent	Score
16	A	South Carolina	50 80	46	A	Clemson	48 87	70	H	Little Rock	59 74	116	H	South Alabama	71 63
				50	A	Georgia Tech	53 71	92	H	Troy	72 83	126	A	UAB	61 80
								95	A	UT Arlington	94 99	149	A	Davidson	81 78
												166	H	Arkansas St.	75 67
												174	A	Texas St.	62 49
												174	H	Texas St.	77 56
												189	H	Coastal Caro.	67 53
												198	H	Elon	65 62
												218	H	Marshall	74 52
												252	A	ETSU	64 95
												255	A	Louisiana	55 73
												282	H	Col. of Charleston	80 66
												289	H	Wofford	94 70
												309	H	UNC Greensboro	68 65
												311	A	La.-Monroe	80 58
LAST 12 Division I GAMES:															
174	H	Texas St.	77 56	174	A	Texas St.	62 49	95	A	UT Arlington	94 99	116	H	South Alabama	71 63
311	A	La.-Monroe	80 58	95	A	UT Arlington	94 99	92	H	Troy	72 83	126	A	UAB	61 80
255	A	Louisiana	55 73	92	H	Troy	72 83	116	H	South Alabama	71 63	149	A	Davidson	81 78
70	H	Little Rock	59 74	116	H	South Alabama	71 63	166	H	Arkansas St.	75 67	174	A	Texas St.	62 49
166	H	Arkansas St.	75 67	46	A	Clemson	48 87	174	H	Texas St.	77 56	189	H	Coastal Caro.	67 53
189	H	Coastal Caro.	67 53	289	H	Wofford	94 70	198	H	Elon	65 62	218	H	Marshall	74 52

Non-Div I Games:

Appalachian St.

■ Loss,
■ Non-Conf, S Site,
■ Home
■ Away
N Neutral

Arizona

Through Games Of Feb. 8, 2019

Average RPI Win:	181	WON-LOST	WINNING	LAST 10	STRENGTH OF	OPP. STRENGTH	TEAM	ADJ.	CONF.	ADJ CONF.
Average RPI Loss:	34	RECORD	PCT. RANK	GAMES	SCHEDULE	OF SCHEDULE	RPI	RPI	RPI	RPI
DIV. I ONLY	15- 7	82	1- 0	96	47	68	68	2	2	
DIV. I NON-CONF.	10- 1	17	0- 0	332	203	134	134	2	2	
TOTALS	RPI 1-25	RPI 26-50	W-L RECORDS	RPI 51-100	RPI 101-150	RPI 150+				
15- 7	1- 3	2- 3	OVERALL	0- 1	4- 0	8- 0				
9- 3	1- 1	2- 1	HOME	0- 1	2- 0	4- 0				
4- 4	0- 2	0- 2	AWAY	0- 0	2- 0	2- 0				
2- 0	0- 0	0- 0	NEUTRAL	0- 0	0- 0	2- 0				
10- 1	0- 0	0- 0	NON-CONFERENCE	0- 1	2- 0	8- 0				
6- 1	0- 0	0- 0	HOME	0- 1	2- 0	4- 0				
2- 0	0- 0	0- 0	AWAY	0- 0	0- 0	2- 0				
2- 0	0- 0	0- 0	NEUTRAL	0- 0	0- 0	2- 0				
5- 6	1- 3	2- 3	CONFERENCE	0- 0	2- 0	0- 0				
3- 2	1- 1	2- 1	HOME	0- 0	0- 0	0- 0				
2- 4	0- 2	0- 2	AWAY	0- 0	2- 0	0- 0				
0- 0	0- 0	0- 0	NEUTRAL	0- 0	0- 0	0- 0				

RPI	S	Opponent	Score	RPI	S	Opponent	Score	RPI	S	Opponent	Score	RPI	S	Opponent	Score
4	H	Stanford	48 78	30	H	California	60 55	100	H	Loyola Marymount	64 66	101	H	Idaho St.	71 46
5	A	Oregon	60 93	32	A	Oregon St.	64 86					140	A	Washington	69 59
17	A	Arizona St.	47 60	40	A	Utah	64 80					142	A	Colorado	69 67
17	H	Arizona St.	51 39	42	H	Southern California	71 68					146	H	Montana	100 51
				43	H	UCLA	93 98					161	N	Portland	92 70
LAST 12 Division I GAMES:															
140	A	Washington	69 59	4	H	Stanford	48 78					217	A	San Diego St.	69 60
17	A	Arizona St.	47 60	30	H	California	60 55					243	H	Northern Ariz.	71 47
43	H	UCLA	93 98	40	A	Utah	64 80					261	A	Long Beach St.	70 43
42	H	Southern California	71 68	142	A	Colorado	69 67					269	H	UTEP	62 40
5	A	Oregon	60 93	17	H	Arizona St.	51 39					291	H	South Carolina St.	73 32
32	A	Oregon St.	64 86	243	H	Northern Ariz.	71 47					320	H	Incarnate Word	84 42
												339	N	Seattle U	84 54

Non-Div I Games:

Arizona

Loss, Non-Conf, S Site, H Home A Away N Neutral

Average RPI Win:	121	WON-LOST	WINNING	LAST 10	STRENGTH OF	OPP. STRENGTH	TEAM	ADJ.	CONF.	ADJ CONF.
Average RPI Loss:	21	RECORD	PCT. RANK	GAMES	SCHEDULE	OF SCHEDULE	RPI	RPI	RPI	RPI
DIV. I ONLY	16- 6	57	1- 0	12	12	17	17	2	2	
DIV. I NON-CONF.	9- 2	43	1- 0	60	17	25	25	2	2	
TOTALS	RPI 1-25	RPI 26-50	W-L RECORDS	RPI 51-100	RPI 101-150	RPI 150+				
16- 6	0- 4	4- 1	OVERALL	3- 1	3- 0	6- 0				
8- 3	0- 2	2- 1	HOME	1- 0	1- 0	4- 0				
6- 2	0- 1	2- 0	AWAY	1- 1	2- 0	1- 0				
2- 1	0- 1	0- 0	NEUTRAL	1- 0	0- 0	1- 0				
9- 2	0- 2	0- 0	NON-CONFERENCE	2- 0	1- 0	6- 0				
5- 1	0- 1	0- 0	HOME	0- 0	1- 0	4- 0				
2- 0	0- 0	0- 0	AWAY	1- 0	0- 0	1- 0				
2- 1	0- 1	0- 0	NEUTRAL	1- 0	0- 0	1- 0				
7- 4	0- 2	4- 1	CONFERENCE	1- 1	2- 0	0- 0				
3- 2	0- 1	2- 1	HOME	1- 0	0- 0	0- 0				
4- 2	0- 1	2- 0	AWAY	0- 1	2- 0	0- 0				
0- 0	0- 0	0- 0	NEUTRAL	0- 0	0- 0	0- 0				

RPI 1-25				Team's RPI: 17		RPI 26-50				RPI 51-100				RPI 101+					
RPI	S	Opponent	Score		RPI	S	Opponent	Score		RPI	S	Opponent	Score		RPI	S	Opponent	Score	
2	H	Baylor	59	65	30	H	California	62	61	54	N	Kansas St.	65	51	115	H	Fresno St.	68	52
3	N	Louisville	56	58	32	A	Oregon St.	79	76	68	A	Arizona	39	51	132	A	Washington St.	61	46
4	H	Stanford	65	72	40	A	Utah	65	63	68	H	Arizona	60	47	142	A	Colorado	76	70
5	A	Oregon	71	77	42	H	Southern California	68	59	73	A	Arkansas	88	85	154	H	Louisiana Tech	80	44
					43	H	UCLA	59	61						157	H	Tulsa	70	52
															162	N	Southern Ill.	82	38
															173	H	Southern U.	69	47
															248	A	Colorado St.	70	39
															320	H	Incarnate Word	81	43
LAST 12 Division I GAMES:																			
157	H	Tulsa	70	52	5	A	Oregon	71	77										
132	A	Washington St.	61	46	30	H	California	62	61										
68	H	Arizona	60	47	4	H	Stanford	65	72										
42	H	Southern California	68	59	142	A	Colorado	76	70										
43	H	UCLA	59	61	40	A	Utah	65	63										
32	A	Oregon St.	79	76	68	A	Arizona	39	51										

Non-Div I Games:

Arizona St.

■ Loss,
■ Non-Conf, S Site,
■ Home
■ Away
N Neutral

Average RPI Win:	350	WON-LOST	WINNING	LAST 10	STRENGTH OF	OPP. STRENGTH	TEAM	ADJ.	CONF.	ADJ CONF.
Average RPI Loss:	215	RECORD	PCT. RANK	GAMES	SCHEDULE	OF SCHEDULE	RPI	RPI	RPI	RPI
DIV. I ONLY	1- 11	346	0- 0	325	333	346	346	29	29	
DIV. I NON-CONF.	0- 3	336	0- 0	20	225	259	259	27	27	
TOTALS	RPI 1-25	RPI 26-50	W-L RECORDS	RPI 51-100	RPI 101-150	RPI 150+				
1- 11	0- 0	0- 1	OVERALL	0- 0	0- 1	1- 9				
0- 5	0- 0	0- 0	HOME	0- 0	0- 0	0- 5				
1- 6	0- 0	0- 1	AWAY	0- 0	0- 1	1- 4				
0- 0	0- 0	0- 0	NEUTRAL	0- 0	0- 0	0- 0				
0- 3	0- 0	0- 1	NON-CONFERENCE	0- 0	0- 1	0- 1				
0- 0	0- 0	0- 0	HOME	0- 0	0- 0	0- 0				
0- 3	0- 0	0- 1	AWAY	0- 0	0- 1	0- 1				
0- 0	0- 0	0- 0	NEUTRAL	0- 0	0- 0	0- 0				
1- 8	0- 0	0- 0	CONFERENCE	0- 0	0- 0	1- 8				
0- 5	0- 0	0- 0	HOME	0- 0	0- 0	0- 5				
1- 3	0- 0	0- 0	AWAY	0- 0	0- 0	1- 3				
0- 0	0- 0	0- 0	NEUTRAL	0- 0	0- 0	0- 0				

RPI 1-25			RPI 26-50			RPI 51-100			RPI 101+			Team's RPI: 346
RPI	S	Opponent	Score	RPI	S	Opponent	Score	RPI	S	Opponent	Score	
				32	A	Oregon St.	33 89					
								117	A	Minnesota	42 84	
								173	A	Southern U.	41 73	
								193	H	Prairie View	41 80	
								203	A	Grambling	57 77	
								236	H	Alabama St.	56 58	
								239	H	Texas Southern	58 59	
								256	A	Wichita St.	39 76	
								301	H	Mississippi Val.	56 62	
								304	H	Alabama A&M	52 78	
								307	A	Jackson St.	41 60	
								350	A	Alcorn	59 57	
LAST 12 Division I GAMES:												
307	A	Jackson St.	41 60	304	H	Alabama A&M	52 78					
203	A	Grambling	57 77	236	H	Alabama St.	56 58					
193	H	Prairie View	41 80	301	H	Mississippi Val.	56 62					
239	H	Texas Southern	58 59	117	A	Minnesota	42 84					
350	A	Alcorn	59 57	32	A	Oregon St.	33 89					
173	A	Southern U.	41 73	256	A	Wichita St.	39 76					

Non-Div I Games: LeMoyne-Owen 52 43 Paul Quinn 68 52 Philander Smith 48 53 Tougaloo 68 60 Ark.-Pine Bluff

Arkansas

Through Games Of Feb. 8, 2019

Average RPI Win: 183		WON-LOST	WINNING	LAST 10	STRENGTH OF	OPP. STRENGTH	TEAM	ADJ.	CONF.	ADJ CONF.
Average RPI Loss: 46		RECORD	PCT. RANK	GAMES	SCHEDULE	OF SCHEDULE	RPI	RPI	RPI	RPI
DIV. I ONLY		16- 8	87	0- 1	97	58	73	73	5	5
DIV. I NON-CONF.		11- 3	56	0- 0	152	127	60	60	5	5
TOTALS		RPI 1-25	RPI 26-50		W-L RECORDS		RPI 51-100	RPI 101-150	RPI 150+	
16- 8	0- 4	0- 1		OVERALL		2- 1	3- 2	11- 0		
8- 4	0- 3	0- 0		HOME		0- 0	3- 1	5- 0		
6- 3	0- 1	0- 1		AWAY		2- 1	0- 0	4- 0		
2- 1	0- 0	0- 0		NEUTRAL		0- 0	0- 1	2- 0		
11- 3	0- 2	0- 0		NON-CONFERENCE		1- 0	2- 1	8- 0		
6- 1	0- 1	0- 0		HOME		0- 0	2- 0	4- 0		
3- 1	0- 1	0- 0		AWAY		1- 0	0- 0	2- 0		
2- 1	0- 0	0- 0		NEUTRAL		0- 0	0- 1	2- 0		
5- 5	0- 2	0- 1		CONFERENCE		1- 1	1- 1	3- 0		
2- 3	0- 2	0- 0		HOME		0- 0	1- 1	1- 0		
3- 2	0- 0	0- 1		AWAY		1- 1	0- 0	2- 0		
0- 0	0- 0	0- 0		NEUTRAL		0- 0	0- 0	0- 0		

RPI 1-25				RPI 26-50				RPI 51-100				Team's RPI: 73		RPI 101+			
RPI	S	Opponent	Score	RPI	S	Opponent	Score	RPI	S	Opponent	Score			RPI	S	Opponent	Score
7	H	Mississippi St.	69 93	29	A	Missouri	53 71	53	A	LSU	34 71			103	H	Georgia	72 80
11	A	Iowa St.	82 91					62	A	Tennessee	80 79			104	H	Nebraska	84 80
16	H	South Carolina	79 87					95	A	UT Arlington	66 65			128	H	Alabama	72 61
17	H	Arizona St.	85 88											129	N	Pittsburgh	54 61
														150	H	Tennessee Tech	65 42
														157	A	Tulsa	61 59
														159	A	Abilene Christian	80 68
														175	H	Vanderbilt	83 62
														179	H	Oral Roberts	74 61
														180	N	Wisconsin	69 68
														193	H	Prairie View	71 44
														196	A	Ole Miss	85 55
														205	A	Florida	83 73
														290	N	Tennessee St.	79 55
														307	H	Jackson St.	76 57
														341	H	Northwestern St.	98 53
LAST 12 Division I GAMES:																	
				53	A	LSU	34 71					175	H	Vanderbilt	83 62		
				16	H	South Carolina	79 87					29	A	Missouri	53 71		
				103	H	Georgia	72 80					196	A	Ole Miss	85 55		
				205	A	Florida	83 73					7	H	Mississippi St.	69 93		
				128	H	Alabama	72 61					307	H	Jackson St.	76 57		
				62	A	Tennessee	80 79					157	A	Tulsa	61 59		

Non-Div I Games:

Arkansas

■ Loss,
 ■ Non-Conf,
 ■ S Site,
 ■ H Home
 ■ A Away
 N Neutral

Average RPI Win: 226	WON-LOST	WINNING	LAST 10	STRENGTH OF	OPP. STRENGTH	TEAM	ADJ.	CONF.	ADJ CONF.
Average RPI Loss: 104	RECORD	PCT. RANK	GAMES	SCHEDULE	OF SCHEDULE	RPI	RPI	RPI	RPI
DIV. I ONLY	9- 12	218	1- 0	87	154	166	166	12	12
DIV. I NON-CONF.	5- 6	177	0- 0	144	119	171	171	15	15
TOTALS	RPI 1-25	RPI 26-50	W-L RECORDS	RPI 51-100	RPI 101-150	RPI 150+			
9- 12	0- 1	0- 1	OVERALL	0- 5	2- 2	7- 3			
7- 3	0- 0	0- 0	HOME	0- 1	1- 0	6- 2			
2- 9	0- 1	0- 1	AWAY	0- 4	1- 2	1- 1			
0- 0	0- 0	0- 0	NEUTRAL	0- 0	0- 0	0- 0			
5- 6	0- 1	0- 1	NON-CONFERENCE	0- 2	0- 1	5- 1			
4- 1	0- 0	0- 0	HOME	0- 0	0- 0	4- 1			
1- 5	0- 1	0- 1	AWAY	0- 2	0- 1	1- 0			
0- 0	0- 0	0- 0	NEUTRAL	0- 0	0- 0	0- 0			
4- 6	0- 0	0- 0	CONFERENCE	0- 3	2- 1	2- 2			
3- 2	0- 0	0- 0	HOME	0- 1	1- 0	2- 1			
1- 4	0- 0	0- 0	AWAY	0- 2	1- 1	0- 1			
0- 0	0- 0	0- 0	NEUTRAL	0- 0	0- 0	0- 0			

RPI 1-25				RPI 26-50				RPI 51-100				RPI 101+ Team's RPI: 166			
RPI	S	Opponent	Score	RPI	S	Opponent	Score	RPI	S	Opponent	Score	RPI	S	Opponent	Score
20	A	Texas A&M	56 97	29	A	Missouri	50 70	70	A	Little Rock	55 68	116	A	South Alabama	77 64
								71	A	Belmont	55 74	116	H	South Alabama	69 58
								87	A	Oklahoma St.	60 62	127	A	UT Martin	91 97
								92	A	Troy	79 87	134	A	Appalachian St.	67 75
								95	H	UT Arlington	73 100	154	H	Louisiana Tech	70 80
												157	H	Tulsa	73 60
												174	H	Texas St.	62 85
												189	A	Coastal Caro.	72 88
												225	H	Memphis	77 66
												255	H	Louisiana	87 75
												269	A	UTEP	67 66
												288	H	Murray St.	74 63
												301	H	Mississippi Val.	60 57
												311	H	La.-Monroe	64 54
LAST 12 Division I GAMES:															
116	H	South Alabama	69 58	92	A	Troy	79 87								
70	A	Little Rock	55 68	116	A	South Alabama	77 64								
189	A	Coastal Caro.	72 88	311	H	La.-Monroe	64 54								
134	A	Appalachian St.	67 75	255	H	Louisiana	87 75								
174	H	Texas St.	62 85	29	A	Missouri	50 70								
95	H	UT Arlington	73 100	71	A	Belmont	55 74								

Non-Div I Games:

Arkansas St.

■ Loss,
■ Non-Conf, S Site,
■ Home
■ Away
N Neutral

Army West Point

Through Games Of Feb. 8, 2019

Average RPI Win:	303	WON-LOST	WINNING	LAST 10	STRENGTH OF	OPP. STRENGTH	TEAM	ADJ.	CONF.	ADJ CONF.
Average RPI Loss:	168	RECORD	PCT. RANK	GAMES	SCHEDULE	OF SCHEDULE	RPI	RPI	RPI	RPI
DIV. I ONLY	7- 13	251	0- 1	301	273	295	295	19	19	
DIV. I NON-CONF.	4- 6	212	0- 0	313	329	297	297	22	22	
TOTALS	RPI 1-25	RPI 26-50	W-L RECORDS	RPI 51-100	RPI 101-150	RPI 150+				
7- 13	0- 0	0- 2	OVERALL	0- 2	0- 2	7- 7				
5- 6	0- 0	0- 1	HOME	0- 1	0- 2	5- 2				
2- 7	0- 0	0- 1	AWAY	0- 1	0- 0	2- 5				
0- 0	0- 0	0- 0	NEUTRAL	0- 0	0- 0	0- 0				
4- 6	0- 0	0- 1	NON-CONFERENCE	0- 1	0- 1	4- 3				
2- 3	0- 0	0- 0	HOME	0- 1	0- 1	2- 1				
2- 3	0- 0	0- 1	AWAY	0- 0	0- 0	2- 2				
0- 0	0- 0	0- 0	NEUTRAL	0- 0	0- 0	0- 0				
3- 7	0- 0	0- 1	CONFERENCE	0- 1	0- 1	3- 4				
3- 3	0- 0	0- 1	HOME	0- 0	0- 1	3- 1				
0- 4	0- 0	0- 0	AWAY	0- 1	0- 0	0- 3				
0- 0	0- 0	0- 0	NEUTRAL	0- 0	0- 0	0- 0				

RPI S	Opponent	Score	RPI S	Opponent	Score	RPI S	Opponent	Score	RPI S	Opponent	Score	Team's RPI: 295
48	A TCU	38 63	49	H Bucknell	52 66	76	H Yale	51 62	118	H St. John's (NY)	49 60	
						94	A American	51 61	139	H Lehigh	50 73	
									164	A Boston U.	51 63	
									213	A Holy Cross	39 58	
									214	H Navy	55 52	
									228	H Colgate	58 70	
									244	A Binghamton	47 60	
									249	H Air Force	60 71	
									258	A Columbia	49 70	
									259	H St. Francis Brooklyn	69 57	
									300	A Loyola Maryland	51 70	
									300	H Loyola Maryland	69 57	
									325	H Lafayette	65 50	
									327	A Wagner	61 46	
									344	H Fairleigh Dickinson	62 40	
									351	A LIU Brooklyn	57 42	
LAST 12 Division I GAMES:												
300	A Loyola Maryland	51 70	94	A American	51 61							
228	H Colgate	58 70	49	H Bucknell	52 66							
139	H Lehigh	50 73	300	H Loyola Maryland	69 57							
213	A Holy Cross	39 58	164	A Boston U.	51 63							
214	H Navy	55 52	76	H Yale	51 62							
325	H Lafayette	65 50	327	A Wagner	61 46							

Non-Div I Games: Connecticut Col. 74 48

Army West Point

Loss, Non-Conf, S Site, H Home A Away N Neutral

Average RPI Win:	177	WON-LOST	WINNING	LAST 10	STRENGTH OF	OPP. STRENGTH	TEAM	ADJ.	CONF.	ADJ CONF.
Average RPI Loss:	26	RECORD	PCT. RANK	GAMES	SCHEDULE	OF SCHEDULE	RPI	RPI	RPI	RPI
DIV. I ONLY	16- 6	57	1- 0	123	32	65	65	5	5	
DIV. I NON-CONF.	11- 1	13	1- 0	235	55	36	36	5	5	
TOTALS	RPI 1-25	RPI 26-50	W-L RECORDS	RPI 51-100	RPI 101-150	RPI 150+				
16- 6	0- 3	1- 2	OVERALL	1- 1	2- 0	12- 0				
7- 4	0- 2	0- 1	HOME	0- 1	1- 0	6- 0				
7- 2	0- 1	0- 1	AWAY	1- 0	1- 0	5- 0				
2- 0	0- 0	1- 0	NEUTRAL	0- 0	0- 0	1- 0				
11- 1	0- 1	1- 0	NON-CONFERENCE	1- 0	0- 0	9- 0				
6- 0	0- 0	0- 0	HOME	0- 0	0- 0	6- 0				
3- 1	0- 1	0- 0	AWAY	1- 0	0- 0	2- 0				
2- 0	0- 0	1- 0	NEUTRAL	0- 0	0- 0	1- 0				
5- 5	0- 2	0- 2	CONFERENCE	0- 1	2- 0	3- 0				
1- 4	0- 2	0- 1	HOME	0- 1	1- 0	0- 0				
4- 1	0- 0	0- 1	AWAY	0- 0	1- 0	3- 0				
0- 0	0- 0	0- 0	NEUTRAL	0- 0	0- 0	0- 0				

RPI 1-25				RPI 26-50				RPI 51-100				Team's RPI: 65	RPI 101+			
RPI	S	Opponent	Score	RPI	S	Opponent	Score	RPI	S	Opponent	Score		RPI	S	Opponent	Score
7	H	Mississippi St.	59 85	26	H	Kentucky	68 78	52	A	New Mexico	79 76		103	H	Georgia	59 58
11	A	Iowa St.	64 67	28	N	North Carolina	86 81	62	H	Tennessee	69 78		128	A	Alabama	66 56
20	H	Texas A&M	67 69	29	A	Missouri	65 74						151	H	Oklahoma	95 79
													175	A	Vanderbilt	72 70
													184	H	Nicholls St.	80 59
													189	N	Coastal Caro.	84 78
													196	A	Ole Miss	64 51
													198	A	Elon	96 44
													203	H	Grambling	97 48
													205	A	Florida	64 56
													236	H	Alabama St.	83 50
													255	H	Louisiana	71 59
													262	H	Samford	73 46
													266	A	Saint Joseph's	81 70
LAST 12 Division I GAMES:																
52	A	New Mexico	79 76	20	H	Texas A&M	67 69									
11	A	Iowa St.	64 67	175	A	Vanderbilt	72 70									
26	H	Kentucky	68 78	7	H	Mississippi St.	59 85									
103	H	Georgia	59 58	128	A	Alabama	66 56									
196	A	Ole Miss	64 51	205	A	Florida	64 56									
29	A	Missouri	65 74	62	H	Tennessee	69 78									

Non-Div I Games: Xavier (LA) 77 58

Auburn

■ Loss,
 ■ Non-Conf, S Site,
 ■ Home
 ■ Away
 N Neutral

Average RPI Win:	257	WON-LOST	WINNING	LAST 10	STRENGTH OF	OPP. STRENGTH	TEAM	ADJ.	CONF.	ADJ CONF.
Average RPI Loss:	198	RECORD	PCT. RANK	GAMES	SCHEDULE	OF SCHEDULE	RPI	RPI	RPI	RPI
DIV. I ONLY	9- 11	199	0- 0	328	271	275	275	22	22	
DIV. I NON-CONF.	3- 6	241	0- 0	347	268	344	344	21	21	
TOTALS	RPI 1-25	RPI 26-50	W-L RECORDS	RPI 51-100	RPI 101-150	RPI 150+				
9- 11	0- 0	0- 0	OVERALL	0- 2	2- 1	7- 8				
7- 2	0- 0	0- 0	HOME	0- 1	1- 0	6- 1				
2- 9	0- 0	0- 0	AWAY	0- 1	1- 1	1- 7				
0- 0	0- 0	0- 0	NEUTRAL	0- 0	0- 0	0- 0				
3- 6	0- 0	0- 0	NON-CONFERENCE	0- 1	0- 0	3- 5				
3- 1	0- 0	0- 0	HOME	0- 0	0- 0	3- 1				
0- 5	0- 0	0- 0	AWAY	0- 1	0- 0	0- 4				
0- 0	0- 0	0- 0	NEUTRAL	0- 0	0- 0	0- 0				
6- 5	0- 0	0- 0	CONFERENCE	0- 1	2- 1	4- 3				
4- 1	0- 0	0- 0	HOME	0- 1	1- 0	3- 0				
2- 4	0- 0	0- 0	AWAY	0- 0	1- 1	1- 3				
0- 0	0- 0	0- 0	NEUTRAL	0- 0	0- 0	0- 0				

RPI 1-25			RPI 26-50			RPI 51-100			RPI 101+ Team's RPI: 275		
RPI	S	Opponent	Score	RPI	S	Opponent	Score	RPI	S	Opponent	Score
								71	H	Belmont	62 80
								88	A	Cincinnati	48 69
								122	H	Morehead St.	81 80
								127	A	UT Martin	65 74
								150	A	Tennessee Tech	72 65
								175	A	Vanderbilt	70 99
								191	A	Illinois St.	49 61
								199	A	Southeast Mo. St.	54 64
								223	A	Western Ill.	72 77
								229	A	Jacksonville St.	56 67
								241	A	SIUE	68 69
								241	H	SIUE	77 65
								277	H	Northern Ky.	52 48
								286	A	Eastern Ill.	73 60
								290	H	Tennessee St.	74 47
								301	H	Mississippi Val.	89 95
								304	H	Alabama A&M	75 58
								317	H	Eastern Ky.	100 65
								328	H	Lipscomb	70 58
								338	A	Evansville	52 56
LAST 12 Division I GAMES:											
241	H	SIUE	77 65	241	A	SIUE	68 69				
229	A	Jacksonville St.	56 67	127	A	UT Martin	65 74				
150	A	Tennessee Tech	72 65	199	A	Southeast Mo. St.	54 64				
71	H	Belmont	62 80	122	H	Morehead St.	81 80				
290	H	Tennessee St.	74 47	317	H	Eastern Ky.	100 65				
286	A	Eastern Ill.	73 60	338	A	Evansville	52 56				

Non-Div I Games: Christian Bros. 100 62 Trevecca Nazarene 90 78

Austin Peay

■ Loss,
 ■ Non-Conf, S Site,
 ■ Home
 ■ Away
 N Neutral

Average RPI Win:	161	WON-LOST	WINNING	LAST 10	STRENGTH OF	OPP. STRENGTH	TEAM	ADJ.	CONF.	ADJ CONF.
Average RPI Loss:	104	RECORD	PCT. RANK	GAMES	SCHEDULE	OF SCHEDULE	RPI	RPI	RPI	RPI
DIV. I ONLY	17- 6	54	0- 1	74	107	39	39	8	8	
DIV. I NON-CONF.	8- 3	72	0- 0	134	193	67	67	7	7	
TOTALS	RPI 1-25	RPI 26-50	W-L RECORDS	RPI 51-100	RPI 101-150	RPI 150+				
17- 6	1- 0	2- 3	OVERALL	2- 1	2- 1	10- 1				
8- 2	1- 0	0- 2	HOME	1- 0	2- 0	4- 0				
7- 4	0- 0	1- 1	AWAY	1- 1	0- 1	5- 1				
2- 0	0- 0	1- 0	NEUTRAL	0- 0	0- 0	1- 0				
8- 3	0- 0	1- 2	NON-CONFERENCE	0- 0	1- 0	6- 1				
4- 1	0- 0	0- 1	HOME	0- 0	1- 0	3- 0				
2- 2	0- 0	0- 1	AWAY	0- 0	0- 0	2- 1				
2- 0	0- 0	1- 0	NEUTRAL	0- 0	0- 0	1- 0				
9- 3	1- 0	1- 1	CONFERENCE	2- 1	1- 1	4- 0				
4- 1	1- 0	0- 1	HOME	1- 0	1- 0	1- 0				
5- 2	0- 0	1- 0	AWAY	1- 1	0- 1	3- 0				
0- 0	0- 0	0- 0	NEUTRAL	0- 0	0- 0	0- 0				

RPI 1-25				RPI 26-50				Team's RPI: 39	RPI 51-100				RPI 101+			
RPI	S	Opponent	Score	RPI	S	Opponent	Score		RPI	S	Opponent	Score	RPI	S	Opponent	Score
13	H	Gonzaga	70 68	30	H	California	52 70		77	A	Pacific	77 74	106	H	Northern Colo.	70 50
				40	A	Utah	67 78		100	A	Loyola Marymount	58 61	133	A	Pepperdine	65 79
				47	A	Saint Mary's (CA)	74 73		100	H	Loyola Marymount	55 44	133	H	Pepperdine	83 58
				47	H	Saint Mary's (CA)	75 78						161	H	Portland	79 71
				48	N	TCU	61 58						168	H	UC Riverside	72 70
													177	A	Santa Clara	54 44
													200	H	Eastern Wash.	80 65
													204	A	Utah St.	62 57
													234	A	San Francisco	67 59
													248	H	Colorado St.	51 42
													253	A	San Diego	65 56
													274	A	Southern Utah	64 67
													278	A	Utah Valley	77 51
													283	N	California Baptist	76 69
LAST 12 Division I GAMES:																
47	H	Saint Mary's (CA)	75 78	47	A	Saint Mary's (CA)	74 73		47	A	Saint Mary's (CA)	74 73				
133	A	Pepperdine	65 79	77	A	Pacific	77 74		77	A	Pacific	77 74				
100	A	Loyola Marymount	58 61	100	H	Loyola Marymount	55 44		100	H	Loyola Marymount	55 44				
253	A	San Diego	65 56	133	H	Pepperdine	83 58		133	H	Pepperdine	83 58				
161	H	Portland	79 71	234	A	San Francisco	67 59		234	A	San Francisco	67 59				
13	H	Gonzaga	70 68	177	A	Santa Clara	54 44		177	A	Santa Clara	54 44				

Non-Div I Games:

BYU

■ Loss,
 ■ Non-Conf,
 S Site,
 ■ Home
 ■ Away
 N Neutral

Average RPI Win:	181	WON-LOST	WINNING	LAST 10	STRENGTH OF	OPP. STRENGTH	TEAM	ADJ.	CONF.	ADJ CONF.
Average RPI Loss:	81	RECORD	PCT. RANK	GAMES	SCHEDULE	OF SCHEDULE	RPI	RPI	RPI	RPI
DIV. I ONLY	6- 14	275	0- 1	38	78	176	176	7	7	
DIV. I NON-CONF.	4- 7	228	0- 0	115	37	200	200	8	8	
TOTALS	RPI 1-25	RPI 26-50	W-L RECORDS	RPI 51-100	RPI 101-150	RPI 150+				
6- 14	0- 2	0- 4	OVERALL	2- 5	1- 1	3- 2				
5- 4	0- 0	0- 2	HOME	2- 0	0- 0	3- 2				
1- 7	0- 2	0- 2	AWAY	0- 3	1- 0	0- 0				
0- 3	0- 0	0- 0	NEUTRAL	0- 2	0- 1	0- 0				
4- 7	0- 0	0- 2	NON-CONFERENCE	1- 3	1- 1	2- 1				
3- 2	0- 0	0- 1	HOME	1- 0	0- 0	2- 1				
1- 2	0- 0	0- 1	AWAY	0- 1	1- 0	0- 0				
0- 3	0- 0	0- 0	NEUTRAL	0- 2	0- 1	0- 0				
2- 7	0- 2	0- 2	CONFERENCE	1- 2	0- 0	1- 1				
2- 2	0- 0	0- 1	HOME	1- 0	0- 0	1- 1				
0- 5	0- 2	0- 1	AWAY	0- 2	0- 0	0- 0				
0- 0	0- 0	0- 0	NEUTRAL	0- 0	0- 0	0- 0				

RPI 1-25				RPI 26-50				RPI 51-100				RPI 101+ Team's RPI: 176			
RPI	S	Opponent	Score	RPI	S	Opponent	Score	RPI	S	Opponent	Score	RPI	S	Opponent	Score
23	A	Central Mich.	63 81	36	A	Ohio	62 94	55	A	Miami (OH)	57 60	121	A	Western Ky.	86 83
24	A	Buffalo	65 77	36	H	Ohio	75 90	58	A	Missouri St.	54 74	137	N	Fordham	70 78
				44	H	Purdue	38 80	63	N	Duke	62 79	175	H	Vanderbilt	43 60
				45	A	Butler	47 64	64	N	Quinnipiac	66 69	237	H	Bowling Green	77 70
								84	H	Kent St.	48 44	268	H	Cleveland St.	67 62
								86	A	Toledo	58 65	281	H	Western Mich.	62 65
								88	H	Cincinnati	75 63	290	H	Tennessee St.	90 51
LAST 12 Division I GAMES:															
23	A	Central Mich.	63 81	55	A	Miami (OH)	57 60	24	A	Buffalo	65 77				
64	N	Quinnipiac	66 69	36	H	Ohio	75 90	237	H	Bowling Green	77 70				
63	N	Duke	62 79	36	A	Ohio	62 94	86	A	Toledo	58 65				
281	H	Western Mich.	62 65	84	H	Kent St.	48 44	290	H	Tennessee St.	90 51				

Non-Div I Games: Urbana 99 62

Ball St.

■ Loss,
 ■ Non-Conf,
 ■ S Site,
 ■ H Home
 ■ A Away
 N Neutral

Average RPI Win: 96		WON-LOST	WINNING	LAST 10	STRENGTH OF	OPP. STRENGTH	TEAM	ADJ.	CONF.	ADJ CONF.
Average RPI Loss: 4		RECORD	PCT. RANK	GAMES	SCHEDULE	OF SCHEDULE	RPI	RPI	RPI	RPI
DIV. I ONLY		20- 1	4	1- 0	5	17	2	2	3	3
DIV. I NON-CONF.		10- 1	17	0- 0	12	19	4	4	3	3
TOTALS		RPI 1-25	RPI 26-50		W-L RECORDS		RPI 51-100	RPI 101-150	RPI 150+	
20- 1	4- 1	3- 0		OVERALL		4- 0	4- 0	5- 0		
10- 0	2- 0	0- 0		HOME		2- 0	2- 0	4- 0		
8- 1	2- 1	2- 0		AWAY		1- 0	2- 0	1- 0		
2- 0	0- 0	1- 0		NEUTRAL		1- 0	0- 0	0- 0		
10- 1	3- 1	1- 0		NON-CONFERENCE		1- 0	1- 0	4- 0		
6- 0	1- 0	0- 0		HOME		0- 0	1- 0	4- 0		
2- 1	2- 1	0- 0		AWAY		0- 0	0- 0	0- 0		
2- 0	0- 0	1- 0		NEUTRAL		1- 0	0- 0	0- 0		
10- 0	1- 0	2- 0		CONFERENCE		3- 0	3- 0	1- 0		
4- 0	1- 0	0- 0		HOME		2- 0	1- 0	0- 0		
6- 0	0- 0	2- 0		AWAY		1- 0	2- 0	1- 0		
0- 0	0- 0	0- 0		NEUTRAL		0- 0	0- 0	0- 0		

RPI	S	Opponent	Score	RPI	S	Opponent	Score	RPI	S	Opponent	Score	RPI	S	Opponent	Score
4	A	Stanford	63 68	27	N	South Dakota St.	72 66	54	H	Kansas St.	65 50	110	A	Kansas	94 68
6	H	UConn	68 57	31	A	Texas	74 68	66	H	West Virginia	79 47	122	H	Morehead St.	96 58
11	H	Iowa St.	84 69	48	A	TCU	79 55	87	A	Oklahoma St.	66 58	147	A	Texas Tech	73 56
16	A	South Carolina	94 69					90	N	Georgetown	67 46	147	H	Texas Tech	96 37
17	A	Arizona St.	65 59									151	A	Oklahoma	74 53
												173	H	Southern U.	94 49
												184	H	Nicholls St.	100 39
												210	H	Saint Francis (PA)	116 58
												219	H	UTRGV	98 37
LAST 12 Division I GAMES:															
31	A	Texas	74 68	110	A	Kansas	94 68								
147	H	Texas Tech	96 37	48	A	TCU	79 55								
87	A	Oklahoma St.	66 58	54	H	Kansas St.	65 50								
151	A	Oklahoma	74 53	147	A	Texas Tech	73 56								
11	H	Iowa St.	84 69	6	H	UConn	68 57								
66	H	West Virginia	79 47	219	H	UTRGV	98 37								

Non-Div I Games:

Baylor

Average RPI Win:	211	WON-LOST	WINNING	LAST 10	STRENGTH OF	OPP. STRENGTH	TEAM	ADJ.	CONF.	ADJ CONF.
Average RPI Loss:	71	RECORD	PCT. RANK	GAMES	SCHEDULE	OF SCHEDULE	RPI	RPI	RPI	RPI
DIV. I ONLY	17- 5	39	1- 0	180	138	71	71	22	22	
DIV. I NON-CONF.	7- 4	109	0- 0	61	35	43	43	21	21	
TOTALS	RPI 1-25	RPI 26-50	W-L RECORDS	RPI 51-100	RPI 101-150	RPI 150+				
17- 5	0- 1	0- 1	OVERALL	2- 2	3- 1	12- 0				
9- 2	0- 0	0- 0	HOME	0- 1	2- 1	7- 0				
8- 3	0- 1	0- 1	AWAY	2- 1	1- 0	5- 0				
0- 0	0- 0	0- 0	NEUTRAL	0- 0	0- 0	0- 0				
7- 4	0- 1	0- 1	NON-CONFERENCE	2- 2	1- 0	4- 0				
3- 1	0- 0	0- 0	HOME	0- 1	0- 0	3- 0				
4- 3	0- 1	0- 1	AWAY	2- 1	1- 0	1- 0				
0- 0	0- 0	0- 0	NEUTRAL	0- 0	0- 0	0- 0				
10- 1	0- 0	0- 0	CONFERENCE	0- 0	2- 1	8- 0				
6- 1	0- 0	0- 0	HOME	0- 0	2- 1	4- 0				
4- 0	0- 0	0- 0	AWAY	0- 0	0- 0	4- 0				
0- 0	0- 0	0- 0	NEUTRAL	0- 0	0- 0	0- 0				

RPI 1-25				RPI 26-50				RPI 51-100				Team's RPI: 71	RPI 101+			
RPI	S	Opponent	Score	RPI	S	Opponent	Score	RPI	S	Opponent	Score		RPI	S	Opponent	Score
10	A	NC State	62 77	46	A	Clemson	62 65	56	A	Middle Tenn.	45 38		122	H	Morehead St.	77 50
								62	A	Tennessee	76 84		127	H	UT Martin	100 86
								78	A	Wright St.	79 63		130	A	Chattanooga	67 51
								86	H	Toledo	69 78		150	H	Tennessee Tech	72 77
													157	H	Tulsa	78 53
													166	H	Arkansas St.	74 55
													199	H	Southeast Mo. St.	91 57
													229	A	Jacksonville St.	64 41
													229	H	Jacksonville St.	66 52
													275	A	Austin Peay	80 62
													277	A	Northern Ky.	71 53
													288	A	Murray St.	65 58
													290	H	Tennessee St.	80 46
													317	A	Eastern Ky.	87 52
													317	H	Eastern Ky.	69 43
													328	H	Lipscomb	83 43
LAST 12 Division I GAMES:																
317	A	Eastern Ky.	87 52	229	A	Jacksonville St.	64 41									
127	H	UT Martin	100 86	317	H	Eastern Ky.	69 43									
199	H	Southeast Mo. St.	91 57	122	H	Morehead St.	77 50									
275	A	Austin Peay	80 62	150	H	Tennessee Tech	72 77									
288	A	Murray St.	65 58	229	H	Jacksonville St.	66 52									
290	H	Tennessee St.	80 46	62	A	Tennessee	76 84									

Non-Div I Games:

Belmont

■ Loss,
■ Non-Conf, S Site,
■ Home
■ Away
N Neutral

Average RPI Win:	302	WON-LOST	WINNING	LAST 10	STRENGTH OF	OPP. STRENGTH	TEAM	ADJ.	CONF.	ADJ CONF.
Average RPI Loss:	205	RECORD	PCT. RANK	GAMES	SCHEDULE	OF SCHEDULE	RPI	RPI	RPI	RPI
DIV. I ONLY	10- 9	147	0- 1	348	319	265	265	32	32	
DIV. I NON-CONF.	5- 5	162	0- 0	331	223	240	240	32	32	
TOTALS	RPI 1-25	RPI 26-50	W-L RECORDS	RPI 51-100	RPI 101-150	RPI 150+				
10- 9	0- 0	0- 0	OVERALL	0- 0	0- 1	10- 8				
5- 2	0- 0	0- 0	HOME	0- 0	0- 0	5- 2				
4- 7	0- 0	0- 0	AWAY	0- 0	0- 1	4- 6				
1- 0	0- 0	0- 0	NEUTRAL	0- 0	0- 0	1- 0				
5- 5	0- 0	0- 0	NON-CONFERENCE	0- 0	0- 1	5- 4				
3- 0	0- 0	0- 0	HOME	0- 0	0- 0	3- 0				
1- 5	0- 0	0- 0	AWAY	0- 0	0- 1	1- 4				
1- 0	0- 0	0- 0	NEUTRAL	0- 0	0- 0	1- 0				
5- 4	0- 0	0- 0	CONFERENCE	0- 0	0- 0	5- 4				
2- 2	0- 0	0- 0	HOME	0- 0	0- 0	2- 2				
3- 2	0- 0	0- 0	AWAY	0- 0	0- 0	3- 2				
0- 0	0- 0	0- 0	NEUTRAL	0- 0	0- 0	0- 0				

RPI 1-25			RPI 26-50			RPI 51-100			RPI 101+ Team's RPI: 265		
RPI	S	Opponent	Score	RPI	S	Opponent	Score	RPI	S	Opponent	Score
								135	A	South Fla.	39 88
								156	A	Georgia St.	57 62
								167	A	Charlotte	69 73
								181	H	UMES	52 64
								205	A	Florida	53 64
								221	A	Howard	40 61
								226	A	Jacksonville	58 56
								231	H	N.C. A&T	48 72
								242	H	Liberty	81 76
								273	A	Norfolk St.	50 57
								279	A	Ga. Southern	76 77
								284	H	North Florida	76 60
								298	N	Kennesaw St.	64 61
								303	A	Morgan St.	73 69
								315	A	Coppin St.	71 65
								316	H	FIU	68 57
								343	A	N.C. Central	67 50
								343	H	N.C. Central	72 54
								345	H	Delaware St.	67 55
LAST 12 Division I GAMES:											
231	H	N.C. A&T	48 72	273	A	Norfolk St.	50 57				
343	H	N.C. Central	72 54	221	A	Howard	40 61				
315	A	Coppin St.	71 65	343	A	N.C. Central	67 50				
303	A	Morgan St.	73 69	167	A	Charlotte	69 73				
181	H	UMES	52 64	156	A	Georgia St.	57 62				
345	H	Delaware St.	67 55	298	N	Kennesaw St.	64 61				

Non-Div I Games: Flagler 74 59 Edward Waters 73 46

Bethune-Cookman

Loss, Non-Conf, S Site, H Home A Away N Neutral

Binghamton

Through Games Of Feb. 8, 2019

Average RPI Win:	280	WON-LOST	WINNING	LAST 10	STRENGTH OF	OPP. STRENGTH	TEAM	ADJ.	CONF.	ADJ CONF.
Average RPI Loss:	162	RECORD	PCT. RANK	GAMES	SCHEDULE	OF SCHEDULE	RPI	RPI	RPI	RPI
DIV. I ONLY	7- 14	256	0- 1	145	290	244	244	23	23	
DIV. I NON-CONF.	3- 8	267	0- 0	85	280	242	242	25	25	
TOTALS	RPI 1-25	RPI 26-50	W-L RECORDS	RPI 51-100	RPI 101-150	RPI 150+				
7- 14	0- 2	0- 1	OVERALL	0- 1	1- 1	6- 9				
5- 5	0- 0	0- 0	HOME	0- 0	1- 1	4- 4				
2- 9	0- 2	0- 1	AWAY	0- 1	0- 0	2- 5				
0- 0	0- 0	0- 0	NEUTRAL	0- 0	0- 0	0- 0				
3- 8	0- 2	0- 1	NON-CONFERENCE	0- 0	0- 1	3- 4				
3- 2	0- 0	0- 0	HOME	0- 0	0- 1	3- 1				
0- 6	0- 2	0- 1	AWAY	0- 0	0- 0	0- 3				
0- 0	0- 0	0- 0	NEUTRAL	0- 0	0- 0	0- 0				
4- 6	0- 0	0- 0	CONFERENCE	0- 1	1- 0	3- 5				
2- 3	0- 0	0- 0	HOME	0- 0	1- 0	1- 3				
2- 3	0- 0	0- 0	AWAY	0- 1	0- 0	2- 2				
0- 0	0- 0	0- 0	NEUTRAL	0- 0	0- 0	0- 0				

RPI 1-25				RPI 26-50				RPI 51-100				RPI 101+ Team's RPI: 244			
RPI	S	Opponent	Score	RPI	S	Opponent	Score	RPI	S	Opponent	Score	RPI	S	Opponent	Score
1	A	Notre Dame	53 103	36	A	Ohio	49 86	75	A	Maine	66 95	105	H	Hartford	73 62
9	A	Marquette	40 93									139	H	Lehigh	55 65
												160	A	Stony Brook	53 68
												160	H	Stony Brook	56 65
												188	H	Rider	57 62
												208	A	Dartmouth	39 63
												222	A	Niagara	72 79
												240	A	Albany (NY)	56 61
												240	H	Albany (NY)	62 71
												264	H	Cornell	72 61
												271	H	Vermont	57 58
												295	H	Army West Point	60 47
												299	H	UMBC	67 45
												324	A	UMass Lowell	70 50
												325	A	Lafayette	50 59
												326	A	New Hampshire	71 62
												344	H	Fairleigh Dickinson	73 54
LAST 12 Division I GAMES:															
160	A	Stony Brook	53 68	299	H	UMBC	67 45								
240	H	Albany (NY)	62 71	160	H	Stony Brook	56 65								
105	H	Hartford	73 62	326	A	New Hampshire	71 62								
75	A	Maine	66 95	240	A	Albany (NY)	56 61								
324	A	UMass Lowell	70 50	208	A	Dartmouth	39 63								
271	H	Vermont	57 58	9	A	Marquette	40 93								

Non-Div I Games: Charleston (WV) 69 62 Caldwell 73 54

Binghamton

Loss, Non-Conf, S Site, H Home A Away N Neutral

Average RPI Win:	191	WON-LOST	WINNING	LAST 10	STRENGTH OF	OPP. STRENGTH	TEAM	ADJ.	CONF.	ADJ CONF.
Average RPI Loss:	62	RECORD	PCT. RANK	GAMES	SCHEDULE	OF SCHEDULE	RPI	RPI	RPI	RPI
DIV. I ONLY	16- 3	18	1- 0	226	70	57	57	15	15	
DIV. I NON-CONF.	7- 2	58	1- 0	202	9	66	66	13	13	
TOTALS	RPI 1-25	RPI 26-50	W-L RECORDS	RPI 51-100	RPI 101-150	RPI 150+				
16- 3	0- 1	0- 0	OVERALL	3- 1	3- 1	10- 0				
8- 1	0- 1	0- 0	HOME	1- 0	1- 0	6- 0				
5- 2	0- 0	0- 0	AWAY	0- 1	2- 1	3- 0				
3- 0	0- 0	0- 0	NEUTRAL	2- 0	0- 0	1- 0				
7- 2	0- 1	0- 0	NON-CONFERENCE	2- 0	2- 1	3- 0				
3- 1	0- 1	0- 0	HOME	0- 0	1- 0	2- 0				
1- 1	0- 0	0- 0	AWAY	0- 0	1- 1	0- 0				
3- 0	0- 0	0- 0	NEUTRAL	2- 0	0- 0	1- 0				
9- 1	0- 0	0- 0	CONFERENCE	1- 1	1- 0	7- 0				
5- 0	0- 0	0- 0	HOME	1- 0	0- 0	4- 0				
4- 1	0- 0	0- 0	AWAY	0- 1	1- 0	3- 0				
0- 0	0- 0	0- 0	NEUTRAL	0- 0	0- 0	0- 0				

RPI 1-25				RPI 26-50				RPI 51-100 Team's RPI: 57				RPI 101+			
RPI	S	Opponent	Score	RPI	S	Opponent	Score	RPI	S	Opponent	Score	RPI	S	Opponent	Score
3	H	Louisville	55 74					51	A	Wyoming	52 64	115	A	Fresno St.	72 60
								51	H	Wyoming	72 64	132	A	Washington St.	71 95
								82	N	UNI	61 60	140	A	Washington	73 69
								93	N	Idaho	91 85	143	H	CSUN	74 63
												200	H	Eastern Wash.	67 55
												209	A	UNLV	64 57
												210	N	Saint Francis (PA)	78 64
												217	A	San Diego St.	69 66
												245	A	Nevada	75 74
												245	H	Nevada	80 65
												248	H	Colorado St.	70 57
												249	H	Air Force	79 48
												274	H	Southern Utah	88 53
												329	H	San Jose St.	99 68
LAST 12 Division I GAMES:															
140	A	Washington	73 69	115	A	Fresno St.	72 60								
209	A	UNLV	64 57	245	A	Nevada	75 74								
245	H	Nevada	80 65	329	H	San Jose St.	99 68								
248	H	Colorado St.	70 57	217	A	San Diego St.	69 66								
51	A	Wyoming	52 64	51	H	Wyoming	72 64								
249	H	Air Force	79 48	274	H	Southern Utah	88 53								

Non-Div I Games: Southern Ore. 91 46 Northwest Chrst. 93 26

Boise St.

■ Loss,
 ■ Non-Conf, S Site,
 ■ Home
 ■ Away
 N Neutral

Average RPI Win:	202	WON-LOST	WINNING	LAST 10	STRENGTH OF	OPP. STRENGTH	TEAM	ADJ.	CONF.	ADJ CONF.
Average RPI Loss:	52	RECORD	PCT. RANK	GAMES	SCHEDULE	OF SCHEDULE	RPI	RPI	RPI	RPI
DIV. I ONLY	14- 9	114	1- 0	85	76	108	108	1	1	
DIV. I NON-CONF.	11- 2	31	1- 0	223	302	104	104	1	1	
TOTALS	RPI 1-25	RPI 26-50	W-L RECORDS	RPI 51-100	RPI 101-150	RPI 150+				
14- 9	0- 4	0- 1	OVERALL	1- 3	3- 1	10- 0				
8- 6	0- 2	0- 1	HOME	1- 2	0- 1	7- 0				
4- 3	0- 2	0- 0	AWAY	0- 1	3- 0	1- 0				
2- 0	0- 0	0- 0	NEUTRAL	0- 0	0- 0	2- 0				
11- 2	0- 0	0- 0	NON-CONFERENCE	0- 1	1- 1	10- 0				
7- 2	0- 0	0- 0	HOME	0- 1	0- 1	7- 0				
2- 0	0- 0	0- 0	AWAY	0- 0	1- 0	1- 0				
2- 0	0- 0	0- 0	NEUTRAL	0- 0	0- 0	2- 0				
3- 7	0- 4	0- 1	CONFERENCE	1- 2	2- 0	0- 0				
1- 4	0- 2	0- 1	HOME	1- 1	0- 0	0- 0				
2- 3	0- 2	0- 0	AWAY	0- 1	2- 0	0- 0				
0- 0	0- 0	0- 0	NEUTRAL	0- 0	0- 0	0- 0				

RPI 1-25				RPI 26-50				RPI 51-100				RPI 101+ Team's RPI: 108			
RPI	S	Opponent	Score	RPI	S	Opponent	Score	RPI	S	Opponent	Score	RPI	S	Opponent	Score
1	A	Notre Dame	63 92	50	H	Georgia Tech	76 81	61	H	Virginia Tech	86 95	107	A	Wake Forest	65 64
10	H	NC State	69 85					63	H	Duke	92 90	109	A	Houston	64 57
18	H	Florida St.	71 91					96	H	Providence	57 61	117	H	Minnesota	69 77
21	A	Miami (FL)	73 76					97	A	Virginia	77 79	129	A	Pittsburgh	59 55
												164	H	Boston U.	78 51
												188	N	Rider	112 61
												208	H	Dartmouth	99 68
												213	H	Holy Cross	89 63
												216	A	Rhode Island	88 64
												251	H	Campbell	76 56
												258	H	Columbia	74 60
												300	N	Loyola Maryland	73 47
												302	H	Bryant	83 46
												322	H	Saint Peter's	89 57
LAST 12 Division I GAMES:															
188	N	Rider	112 61	18	H	Florida St.	71 91	129	A	Pittsburgh	59 55	10	H	NC State	69 85
97	A	Virginia	77 79	61	H	Virginia Tech	86 95	50	H	Georgia Tech	76 81	208	H	Dartmouth	99 68
63	H	Duke	92 90	21	A	Miami (FL)	73 76								
1	A	Notre Dame	63 92												

Non-Div I Games:

Boston College

■ Loss,
 ■ Non-Conf, S Site,
 ■ Home
 ■ Away
 N Neutral

Average RPI Win: 233	WON-LOST	WINNING	LAST 10	STRENGTH OF	OPP. STRENGTH	TEAM	ADJ.	CONF.	ADJ CONF.
Average RPI Loss: 142	RECORD	PCT. RANK	GAMES	SCHEDULE	OF SCHEDULE	RPI	RPI	RPI	RPI
DIV. I ONLY	10- 10	159	0- 1	151	242	164	164	19	19
DIV. I NON-CONF.	4- 6	212	0- 0	192	241	222	222	22	22
TOTALS	RPI 1-25	RPI 26-50	W-L RECORDS	RPI 51-100	RPI 101-150	RPI 150+			
10- 10	0- 0	1- 1	OVERALL	0- 3	1- 2	8- 4			
6- 3	0- 0	0- 1	HOME	0- 1	1- 0	5- 1			
4- 7	0- 0	1- 0	AWAY	0- 2	0- 2	3- 3			
0- 0	0- 0	0- 0	NEUTRAL	0- 0	0- 0	0- 0			
4- 6	0- 0	0- 0	NON-CONFERENCE	0- 2	0- 2	4- 2			
4- 0	0- 0	0- 0	HOME	0- 0	0- 0	4- 0			
0- 6	0- 0	0- 0	AWAY	0- 2	0- 2	0- 2			
0- 0	0- 0	0- 0	NEUTRAL	0- 0	0- 0	0- 0			
6- 4	0- 0	1- 1	CONFERENCE	0- 1	1- 0	4- 2			
2- 3	0- 0	0- 1	HOME	0- 1	1- 0	1- 1			
4- 1	0- 0	1- 0	AWAY	0- 0	0- 0	3- 1			
0- 0	0- 0	0- 0	NEUTRAL	0- 0	0- 0	0- 0			

RPI 1-25				RPI 26-50				RPI 51-100				RPI 101+				Team's RPI: 164	
RPI	S	Opponent	Score	RPI	S	Opponent	Score	RPI	S	Opponent	Score	RPI	S	Opponent	Score		
				49	A	Bucknell	70 62	85	A	Harvard	47 67	108	A	Boston College	51 78		
				49	H	Bucknell	58 62	89	A	Northeastern	51 81	139	H	Lehigh	58 45		
								94	H	American	51 64	147	A	Marist	57 68		
												155	H	Delaware	72 61		
												197	A	Massachusetts	55 66		
												208	A	Dartmouth	44 64		
												213	A	Holy Cross	69 75		
												214	A	Navy	49 35		
												227	H	Brown	72 51		
												228	H	Colgate	72 81		
												295	H	Army West Point	63 51		
												300	A	Loyola Maryland	64 62		
												302	H	Bryant	67 65		
												325	A	Lafayette	47 44		
												326	H	New Hampshire	60 39		
LAST 12 Division I GAMES:																	
				49	H	Bucknell	58 62	139	H	Lehigh	58 45						
				325	A	Lafayette	47 44	300	A	Loyola Maryland	64 62						
				214	A	Navy	49 35	49	A	Bucknell	70 62						
				94	H	American	51 64	295	H	Army West Point	63 51						
				213	A	Holy Cross	69 75	85	A	Harvard	47 67						
				228	H	Colgate	72 81	108	A	Boston College	51 78						

Non-Div I Games:

Boston U.

■ Loss,
 ■ Non-Conf,
 ■ S Site,
 ■ H Home
 ■ A Away
 N Neutral

Bowling Green

Through Games Of Feb. 8, 2019

Average RPI Win:	264	WON-LOST	WINNING	LAST 10	STRENGTH OF	OPP. STRENGTH	TEAM	ADJ.	CONF.	ADJ CONF.
Average RPI Loss:	132	RECORD	PCT. RANK	GAMES	SCHEDULE	OF SCHEDULE	RPI	RPI	RPI	RPI
DIV. I ONLY	6- 13	269	0- 1	141	224	237	237	7	7	
DIV. I NON-CONF.	6- 4	125	0- 0	195	332	148	148	8	8	
TOTALS	RPI 1-25	RPI 26-50	W-L RECORDS	RPI 51-100	RPI 101-150	RPI 150+				
6- 13	0- 1	0- 1	OVERALL	0- 4	0- 1	6- 6				
4- 4	0- 0	0- 1	HOME	0- 2	0- 0	4- 1				
2- 8	0- 1	0- 0	AWAY	0- 2	0- 1	2- 4				
0- 1	0- 0	0- 0	NEUTRAL	0- 0	0- 0	0- 1				
6- 4	0- 1	0- 0	NON-CONFERENCE	0- 0	0- 0	6- 3				
4- 0	0- 0	0- 0	HOME	0- 0	0- 0	4- 0				
2- 3	0- 1	0- 0	AWAY	0- 0	0- 0	2- 2				
0- 1	0- 0	0- 0	NEUTRAL	0- 0	0- 0	0- 1				
0- 9	0- 0	0- 1	CONFERENCE	0- 4	0- 1	0- 3				
0- 4	0- 0	0- 1	HOME	0- 2	0- 0	0- 1				
0- 5	0- 0	0- 0	AWAY	0- 2	0- 1	0- 2				
0- 0	0- 0	0- 0	NEUTRAL	0- 0	0- 0	0- 0				

RPI 1-25				RPI 26-50				RPI 51-100				RPI 101+ Team's RPI: 237			
RPI	S	Opponent	Score	RPI	S	Opponent	Score	RPI	S	Opponent	Score	RPI	S	Opponent	Score
25	A	Michigan St.	69 99	36	H	Ohio	79 82	86	A	Toledo	56 76	141	A	Akron	71 74
								86	H	Toledo	65 79	152	N	Mercer	63 76
								98	A	Northern Ill.	47 88	169	A	Xavier	49 65
								98	H	Northern Ill.	52 66	176	A	Ball St.	70 77
												183	A	Eastern Mich.	74 81
												189	A	Coastal Caro.	80 81
												215	H	Robert Morris	61 60
												218	H	Marshall	99 76
												246	H	Loyola Chicago	88 74
												281	H	Western Mich.	82 84
												285	A	Canisius	74 53
												292	A	Valparaiso	79 72
												330	H	Detroit Mercy	79 73
LAST 12 Division I GAMES:															
98	A	Northern Ill.	47 88	141	A	Akron	71 74								
86	A	Toledo	56 76	176	A	Ball St.	70 77								
36	H	Ohio	79 82	281	H	Western Mich.	82 84								
183	A	Eastern Mich.	74 81	292	A	Valparaiso	79 72								
86	H	Toledo	65 79	330	H	Detroit Mercy	79 73								
98	H	Northern Ill.	52 66	285	A	Canisius	74 53								

Non-Div I Games: Davis & Elkins 63 28

Bowling Green

■ Loss,
 ■ Non-Conf,
 ■ S Site,
 ■ H Home
 ■ A Away
 N Neutral

Bradley

Through Games Of Feb. 8, 2019

Average RPI Win:	244	WON-LOST	WINNING	LAST 10	STRENGTH OF	OPP. STRENGTH	TEAM	ADJ.	CONF.	ADJ CONF.
Average RPI Loss:	100	RECORD	PCT. RANK	GAMES	SCHEDULE	OF SCHEDULE	RPI	RPI	RPI	RPI
DIV. I ONLY	15- 5	50	1- 0	309	163	145	145	13	13	
DIV. I NON-CONF.	9- 1	29	1- 0	346	208	136	136	14	14	
TOTALS	RPI 1-25	RPI 26-50	W-L RECORDS	RPI 51-100	RPI 101-150	RPI 150+				
15- 5	0- 1	0- 1	OVERALL	0- 2	0- 0	15- 1				
7- 3	0- 1	0- 0	HOME	0- 2	0- 0	7- 0				
7- 2	0- 0	0- 1	AWAY	0- 0	0- 0	7- 1				
1- 0	0- 0	0- 0	NEUTRAL	0- 0	0- 0	1- 0				
9- 1	0- 0	0- 1	NON-CONFERENCE	0- 0	0- 0	9- 0				
5- 0	0- 0	0- 0	HOME	0- 0	0- 0	5- 0				
3- 1	0- 0	0- 1	AWAY	0- 0	0- 0	3- 0				
1- 0	0- 0	0- 0	NEUTRAL	0- 0	0- 0	1- 0				
6- 4	0- 1	0- 0	CONFERENCE	0- 2	0- 0	6- 1				
2- 3	0- 1	0- 0	HOME	0- 2	0- 0	2- 0				
4- 1	0- 0	0- 0	AWAY	0- 0	0- 0	4- 1				
0- 0	0- 0	0- 0	NEUTRAL	0- 0	0- 0	0- 0				

RPI 1-25				RPI 26-50				RPI 51-100				RPI 101+ Team's RPI: 145			
RPI	S	Opponent	Score	RPI	S	Opponent	Score	RPI	S	Opponent	Score	RPI	S	Opponent	Score
22	H	Drake	63 92	44	A	Purdue	61 74	58	H	Missouri St.	56 68	155	N	Delaware	59 47
								82	H	UNI	78 81	162	H	Southern Ill.	58 53
												171	A	Indiana St.	61 45
												171	H	Indiana St.	81 80
												191	A	Illinois St.	79 68
												199	H	Southeast Mo. St.	85 79
												223	H	Western Ill.	82 68
												246	A	Loyola Chicago	69 56
												268	A	Cleveland St.	67 65
												286	H	Eastern Ill.	67 64
												292	A	Valparaiso	73 76
												294	A	Fla. Atlantic	80 59
												306	H	Oakland	73 64
												308	A	Omaha	80 60
												338	A	Evansville	75 68
												347	H	Chicago St.	89 59
LAST 12 Division I GAMES:															
294	A	Fla. Atlantic	80 59	58	H	Missouri St.	56 68	171	A	Indiana St.	61 45	338	A	Evansville	75 68
171	H	Indiana St.	81 80	82	H	UNI	78 81	22	H	Drake	63 92	347	H	Chicago St.	89 59
246	A	Loyola Chicago	69 56												
292	A	Valparaiso	73 76												
191	A	Illinois St.	79 68												
162	H	Southern Ill.	58 53												

Non-Div I Games: Rockhurst 83 40

Bradley

■ Loss,
 ■ Non-Conf,
 ■ S Site,
 ■ H Home
 ■ A Away
 N Neutral

Average RPI Win:	267	WON-LOST	WINNING	LAST 10	STRENGTH OF	OPP. STRENGTH	TEAM	ADJ.	CONF.	ADJ CONF.
Average RPI Loss:	130	RECORD	PCT. RANK	GAMES	SCHEDULE	OF SCHEDULE	RPI	RPI	RPI	RPI
DIV. I ONLY	7- 12	247	0- 1	178	243	227	227	11	11	
DIV. I NON-CONF.	6- 8	199	0- 1	275	284	241	241	11	11	
TOTALS	RPI 1-25	RPI 26-50	W-L RECORDS	RPI 51-100	RPI 101-150	RPI 150+				
7- 12	0- 1	0- 1	OVERALL	1- 5	0- 0	6- 5				
4- 4	0- 0	0- 1	HOME	1- 1	0- 0	3- 2				
2- 8	0- 1	0- 0	AWAY	0- 4	0- 0	2- 3				
1- 0	0- 0	0- 0	NEUTRAL	0- 0	0- 0	1- 0				
6- 8	0- 1	0- 1	NON-CONFERENCE	0- 2	0- 0	6- 4				
3- 2	0- 0	0- 1	HOME	0- 0	0- 0	3- 1				
2- 6	0- 1	0- 0	AWAY	0- 2	0- 0	2- 3				
1- 0	0- 0	0- 0	NEUTRAL	0- 0	0- 0	1- 0				
1- 4	0- 0	0- 0	CONFERENCE	1- 3	0- 0	0- 1				
1- 2	0- 0	0- 0	HOME	1- 1	0- 0	0- 1				
0- 2	0- 0	0- 0	AWAY	0- 2	0- 0	0- 0				
0- 0	0- 0	0- 0	NEUTRAL	0- 0	0- 0	0- 0				

RPI 1-25				RPI 26-50				RPI 51-100				RPI 101+ Team's RPI: 227			
RPI	S	Opponent	Score	RPI	S	Opponent	Score	RPI	S	Opponent	Score	RPI	S	Opponent	Score
15	A	Rutgers	52 73	49	H	Bucknell	78 91	75	A	Maine	96 102	164	A	Boston U.	51 72
								76	A	Yale	72 84	197	H	Massachusetts	61 90
								76	H	Yale	86 71	208	H	Dartmouth	61 81
								79	A	Penn	43 83	213	A	Holy Cross	89 85
								85	H	Harvard	83 100	216	A	Rhode Island	67 72
								98	A	Northern Ill.	102 109	296	H	Central Conn. St.	68 63
												302	A	Bryant	57 75
												302	N	Bryant	84 68
												312	H	Fairfield	68 49
												326	H	New Hampshire	76 70
												347	A	Chicago St.	90 65
LAST 12 Division I GAMES:															
216	A	Rhode Island	67 72	15	A	Rutgers	52 73	98	A	Northern Ill.	102 109				
79	A	Penn	43 83	347	A	Chicago St.	90 65	75	A	Maine	96 102				
85	H	Harvard	83 100	302	N	Bryant	84 68	49	H	Bucknell	78 91				
208	H	Dartmouth	61 81												
76	A	Yale	72 84												
76	H	Yale	86 71												

Non-Div I Games: Johnson & Wales (RI) 78 46 Adelphi 75 62

Brown

■ Loss,
 ■ Non-Conf, S Site,
 ■ Home
 ■ Away
 N Neutral

Average RPI Win:	276	WON-LOST	WINNING	LAST 10	STRENGTH OF	OPP. STRENGTH	TEAM	ADJ.	CONF.	ADJ CONF.
Average RPI Loss:	195	RECORD	PCT. RANK	GAMES	SCHEDULE	OF SCHEDULE	RPI	RPI	RPI	RPI
DIV. I ONLY	6- 14	275	0- 1	283	318	302	302	31	31	
DIV. I NON-CONF.	2- 9	297	0- 1	186	230	290	290	31	31	
TOTALS	RPI 1-25	RPI 26-50	W-L RECORDS	RPI 51-100	RPI 101-150	RPI 150+				
6- 14	0- 0	0- 0	OVERALL	0- 3	0- 2	6- 9				
4- 4	0- 0	0- 0	HOME	0- 1	0- 0	4- 3				
2- 8	0- 0	0- 0	AWAY	0- 1	0- 2	2- 5				
0- 2	0- 0	0- 0	NEUTRAL	0- 1	0- 0	0- 1				
2- 9	0- 0	0- 0	NON-CONFERENCE	0- 3	0- 2	2- 4				
1- 2	0- 0	0- 0	HOME	0- 1	0- 0	1- 1				
1- 5	0- 0	0- 0	AWAY	0- 1	0- 2	1- 2				
0- 2	0- 0	0- 0	NEUTRAL	0- 1	0- 0	0- 1				
4- 5	0- 0	0- 0	CONFERENCE	0- 0	0- 0	4- 5				
3- 2	0- 0	0- 0	HOME	0- 0	0- 0	3- 2				
1- 3	0- 0	0- 0	AWAY	0- 0	0- 0	1- 3				
0- 0	0- 0	0- 0	NEUTRAL	0- 0	0- 0	0- 0				

RPI S	Opponent	Score	RPI S	Opponent	Score	RPI S	Opponent	Score	RPI S	Opponent	Score	Team's RPI: 302
						66 A	West Virginia	48 94	105 A	Hartford	57 67	
						75 H	Maine	57 74	108 A	Boston College	46 83	
						96 N	Providence	64 72	164 A	Boston U.	65 67	
									210 H	Saint Francis (PA)	66 63	
									213 H	Holy Cross	62 81	
									215 H	Robert Morris	57 60	
									227 H	Brown	75 57	
									227 N	Brown	68 84	
									238 A	Sacred Heart	48 49	
									247 A	Mt. St. Mary's	73 68	
									259 H	St. Francis Brooklyn	55 60	
									296 A	Central Conn. St.	65 66	
									296 H	Central Conn. St.	72 60	
									324 A	UMass Lowell	58 57	
									326 A	New Hampshire	74 79	
									344 A	Fairleigh Dickinson	53 63	
									351 H	LIU Brooklyn	69 62	
LAST 12 Division I GAMES:												
			96 N	Providence	64 72		238 A	Sacred Heart	48 49			
			296 A	Central Conn. St.	65 66		247 A	Mt. St. Mary's	73 68			
			344 A	Fairleigh Dickinson	53 63		259 H	St. Francis Brooklyn	55 60			
			296 H	Central Conn. St.	72 60		351 H	LIU Brooklyn	69 62			
			210 H	Saint Francis (PA)	66 63		213 H	Holy Cross	62 81			
			215 H	Robert Morris	57 60		105 A	Hartford	57 67			

Non-Div I Games:

Bryant

Average RPI Win:	215	WON-LOST	WINNING	LAST 10	STRENGTH OF	OPP. STRENGTH	TEAM	ADJ.	CONF.	ADJ CONF.
Average RPI Loss:	67	RECORD	PCT. RANK	GAMES	SCHEDULE	OF SCHEDULE	RPI	RPI	RPI	RPI
DIV. I ONLY	18- 4	21	1- 0	154	180	49	49	19	19	
DIV. I NON-CONF.	9- 3	61	0- 0	121	123	38	38	22	22	
TOTALS	RPI 1-25	RPI 26-50	W-L RECORDS	RPI 51-100	RPI 101-150	RPI 150+				
18- 4	0- 2	0- 0	OVERALL	2- 1	2- 0	14- 1				
7- 1	0- 0	0- 0	HOME	2- 0	2- 0	3- 1				
9- 3	0- 2	0- 0	AWAY	0- 1	0- 0	9- 0				
2- 0	0- 0	0- 0	NEUTRAL	0- 0	0- 0	2- 0				
9- 3	0- 2	0- 0	NON-CONFERENCE	1- 1	1- 0	7- 0				
4- 0	0- 0	0- 0	HOME	1- 0	1- 0	2- 0				
3- 3	0- 2	0- 0	AWAY	0- 1	0- 0	3- 0				
2- 0	0- 0	0- 0	NEUTRAL	0- 0	0- 0	2- 0				
9- 1	0- 0	0- 0	CONFERENCE	1- 0	1- 0	7- 1				
3- 1	0- 0	0- 0	HOME	1- 0	1- 0	1- 1				
6- 0	0- 0	0- 0	AWAY	0- 0	0- 0	6- 0				
0- 0	0- 0	0- 0	NEUTRAL	0- 0	0- 0	0- 0				

RPI S	Opponent	Score	RPI S	Opponent	Score	Team's RPI: 49	RPI S	Opponent	Score	RPI S	Opponent	Score
8	A Syracuse	56 70					64	H Quinnipiac	75 58	131	H Youngstown St.	73 68
11	A Iowa St.	61 86					83	A Drexel	42 64	139	H Lehigh	71 53
							94	H American	71 56	164	A Boston U.	62 58
										164	H Boston U.	62 70
										188	H Rider	80 59
										197	N Massachusetts	77 58
										206	A St. Bonaventure	77 46
										213	H Holy Cross	75 71
										214	A Navy	77 43
										227	A Brown	91 78
										228	A Colgate	90 62
										235	A Monmouth	70 32
										295	A Army West Point	66 52
										300	A Loyola Maryland	75 57
										312	N Fairfield	77 54
										325	A Lafayette	56 47
										332	H Iona	81 43
LAST 12 Division I GAMES:												
164	A Boston U.	62 58	325	A Lafayette	56 47							
214	A Navy	77 43	295	A Army West Point	66 52							
213	H Holy Cross	75 71	164	H Boston U.	62 70							
300	A Loyola Maryland	75 57	94	H American	71 56							
228	A Colgate	90 62	11	A Iowa St.	61 86							
139	H Lehigh	71 53	131	H Youngstown St.	73 68							

Non-Div I Games:

Bucknell

■ Loss,
 ■ Non-Conf, S Site,
 ■ Home
 ■ Away
 N Neutral

Buffalo

Through Games Of Feb. 8, 2019

Average RPI Win:	169	WON-LOST	WINNING	LAST 10	STRENGTH OF	OPP. STRENGTH	TEAM	ADJ.	CONF.	ADJ CONF.
Average RPI Loss:	34	RECORD	PCT. RANK	GAMES	SCHEDULE	OF SCHEDULE	RPI	RPI	RPI	RPI
DIV. I ONLY	15- 5	50	1- 0	30	103	24	24	7	7	
DIV. I NON-CONF.	8- 3	72	0- 0	49	104	28	28	8	8	
TOTALS	RPI 1-25	RPI 26-50	W-L RECORDS	RPI 51-100	RPI 101-150	RPI 150+				
15- 5	0- 3	1- 1	OVERALL	4- 0	1- 1	9- 0				
6- 2	0- 1	0- 1	HOME	2- 0	1- 0	3- 0				
7- 3	0- 2	0- 0	AWAY	1- 0	0- 1	6- 0				
2- 0	0- 0	1- 0	NEUTRAL	1- 0	0- 0	0- 0				
8- 3	0- 2	1- 0	NON-CONFERENCE	1- 0	0- 1	6- 0				
2- 1	0- 1	0- 0	HOME	0- 0	0- 0	2- 0				
4- 2	0- 1	0- 0	AWAY	0- 0	0- 1	4- 0				
2- 0	0- 0	1- 0	NEUTRAL	1- 0	0- 0	0- 0				
7- 2	0- 1	0- 1	CONFERENCE	3- 0	1- 0	3- 0				
4- 1	0- 0	0- 1	HOME	2- 0	1- 0	1- 0				
3- 1	0- 1	0- 0	AWAY	1- 0	0- 0	2- 0				
0- 0	0- 0	0- 0	NEUTRAL	0- 0	0- 0	0- 0				

RPI	S	Opponent	Score
4	H	Stanford	55 62
5	A	Oregon	82 102
23	A	Central Mich.	65 76

RPI	S	Opponent	Score
27	N	South Dakota St.	61 55
36	H	Ohio	71 74

RPI	S	Opponent	Score
55	A	Miami (OH)	66 59
86	H	Toledo	73 63
90	N	Georgetown	73 64
98	H	Northern Ill.	93 64

RPI	S	Opponent	Score
102	A	Dayton	59 72
141	H	Akron	91 72
176	H	Ball St.	77 65
181	A	UMES	69 63
183	A	Eastern Mich.	91 84
206	H	St. Bonaventure	90 43
208	A	Dartmouth	75 69
222	H	Niagara	88 61
281	A	Western Mich.	61 59
285	A	Canisius	84 66
296	A	Central Conn. St.	82 69

LAST 12 Division I GAMES:

86	H	Toledo	73 63	55	A	Miami (OH)	66 59
23	A	Central Mich.	65 76	183	A	Eastern Mich.	91 84
98	H	Northern Ill.	93 64	36	H	Ohio	71 74
141	H	Akron	91 72	206	H	St. Bonaventure	90 43
281	A	Western Mich.	61 59	4	H	Stanford	55 62
176	H	Ball St.	77 65	208	A	Dartmouth	75 69

Non-Div I Games:

Buffalo

■ Loss,
 ■ Non-Conf, S Site,
 ■ Home
 ■ Away
 N Neutral

Average RPI Win:	168	WON-LOST	WINNING	LAST 10	STRENGTH OF	OPP. STRENGTH	TEAM	ADJ.	CONF.	ADJ CONF.
Average RPI Loss:	58	RECORD	PCT. RANK	GAMES	SCHEDULE	OF SCHEDULE	RPI	RPI	RPI	RPI
DIV. I ONLY	18- 5	33	1- 0	119	75	45	45	6	6	
DIV. I NON-CONF.	10- 1	17	0- 0	259	179	52	52	4	4	
TOTALS	RPI 1-25	RPI 26-50	W-L RECORDS	RPI 51-100	RPI 101-150	RPI 150+				
18- 5	0- 1	1- 2	OVERALL	2- 1	5- 1	10- 0				
10- 2	0- 1	0- 1	HOME	0- 0	2- 0	8- 0				
6- 3	0- 0	1- 1	AWAY	1- 1	3- 1	1- 0				
2- 0	0- 0	0- 0	NEUTRAL	1- 0	0- 0	1- 0				
10- 1	0- 0	0- 1	NON-CONFERENCE	1- 0	1- 0	8- 0				
7- 0	0- 0	0- 0	HOME	0- 0	0- 0	7- 0				
1- 1	0- 0	0- 1	AWAY	0- 0	1- 0	0- 0				
2- 0	0- 0	0- 0	NEUTRAL	1- 0	0- 0	1- 0				
8- 4	0- 1	1- 1	CONFERENCE	1- 1	4- 1	2- 0				
3- 2	0- 1	0- 1	HOME	0- 0	2- 0	1- 0				
5- 2	0- 0	1- 0	AWAY	1- 1	2- 1	1- 0				
0- 0	0- 0	0- 0	NEUTRAL	0- 0	0- 0	0- 0				

RPI 1-25				RPI 26-50				Team's RPI: 45		RPI 51-100				RPI 101+			
RPI	S	Opponent	Score	RPI	S	Opponent	Score		RPI	S	Opponent	Score	RPI	S	Opponent	Score	
9	H	Marquette	58 87	35	H	DePaul	78 86		90	A	Georgetown	59 50	111	A	Seton Hall	62 83	
				38	A	Indiana	46 66		96	A	Providence	68 74	111	H	Seton Hall	62 59	
				41	A	Villanova	63 55		99	N	Ohio St.	66 53	118	A	St. John's (NY)	73 68	
													118	H	St. John's (NY)	66 45	
													120	A	Creighton	75 43	
													141	A	Akron	63 47	
													169	A	Xavier	63 41	
													169	H	Xavier	63 38	
													171	H	Indiana St.	72 49	
													176	H	Ball St.	64 47	
													183	N	Eastern Mich.	73 63	
													191	H	Illinois St.	58 56	
													223	H	Western Ill.	92 51	
													286	H	Eastern Ill.	72 37	
													288	H	Murray St.	86 65	
													324	H	UMass Lowell	89 36	
LAST 12 Division I GAMES:																	
169	H	Xavier	63 38	96	A	Providence	68 74										
111	A	Seton Hall	62 83	169	A	Xavier	63 41										
118	A	St. John's (NY)	73 68	118	H	St. John's (NY)	66 45										
9	H	Marquette	58 87	111	H	Seton Hall	62 59										
35	H	DePaul	78 86	90	A	Georgetown	59 50										
120	A	Creighton	75 43	41	A	Villanova	63 55										

Non-Div I Games:

Butler

CSU Bakersfield

Through Games Of Feb. 8, 2019

Average RPI Win:	263	WON-LOST	WINNING	LAST 10	STRENGTH OF	OPP. STRENGTH	TEAM	ADJ.	CONF.	ADJ CONF.
Average RPI Loss:	216	RECORD	PCT. RANK	GAMES	SCHEDULE	OF SCHEDULE	RPI	RPI	RPI	RPI
DIV. I ONLY	7- 13	251	0- 1	314	320	276	276	30	30	
DIV. I NON-CONF.	2- 9	297	0- 0	294	258	318	318	30	30	
TOTALS	RPI 1-25	RPI 26-50	W-L RECORDS	RPI 51-100	RPI 101-150	RPI 150+				
7- 13	0- 0	0- 1	OVERALL	1- 0	0- 0	6- 12				
2- 3	0- 0	0- 0	HOME	1- 0	0- 0	1- 3				
5- 10	0- 0	0- 1	AWAY	0- 0	0- 0	5- 9				
0- 0	0- 0	0- 0	NEUTRAL	0- 0	0- 0	0- 0				
2- 9	0- 0	0- 1	NON-CONFERENCE	1- 0	0- 0	1- 8				
1- 1	0- 0	0- 0	HOME	1- 0	0- 0	0- 1				
1- 8	0- 0	0- 1	AWAY	0- 0	0- 0	1- 7				
0- 0	0- 0	0- 0	NEUTRAL	0- 0	0- 0	0- 0				
5- 4	0- 0	0- 0	CONFERENCE	0- 0	0- 0	5- 4				
1- 2	0- 0	0- 0	HOME	0- 0	0- 0	1- 2				
4- 2	0- 0	0- 0	AWAY	0- 0	0- 0	4- 2				
0- 0	0- 0	0- 0	NEUTRAL	0- 0	0- 0	0- 0				

RPI S	Opponent	Score	RPI S	Opponent	Score	RPI S	Opponent	Score	RPI S	Opponent	Score	Team's RPI: 276
32	A Oregon St.	52 92	78	H Wright St.	76 74	163	A New Mexico St.	48 61	163	H New Mexico St.	59 61	
						168	H UC Riverside	67 79	172	A UC Irvine	78 85	
						182	A North Texas	59 71	211	A SMU	43 49	
						219	H UTRGV	68 63	220	A UMKC	67 57	
						250	A Cal St. Fullerton	56 64	269	A UTEP	47 53	
						278	A Utah Valley	70 78	283	H California Baptist	45 68	
						297	A UC Santa Barbara	56 48	308	A Omaha	46 53	
						329	A San Jose St.	72 82	339	A Seattle U	70 60	
						340	A Grand Canyon	59 46	347	A Chicago St.	67 56	
LAST 12 Division I GAMES:												
163	A New Mexico St.	48 61	219	H UTRGV	68 63	278	A Utah Valley	70 78	339	A Seattle U	70 60	
340	A Grand Canyon	59 46	283	H California Baptist	45 68	347	A Chicago St.	67 56	168	H UC Riverside	67 79	
220	A UMKC	67 57	32	A Oregon St.	52 92	182	A North Texas	59 71				
163	H New Mexico St.	59 61										

Non-Div I Games: Whittier 74 46 Westcliff 91 37

CSU Bakersfield

Loss, Non-Conf, S Site, H Home A Away N Neutral

Average RPI Win:	241	WON-LOST	WINNING	LAST 10	STRENGTH OF	OPP. STRENGTH	TEAM	ADJ.	CONF.	ADJ CONF.
Average RPI Loss:	70	RECORD	PCT. RANK	GAMES	SCHEDULE	OF SCHEDULE	RPI	RPI	RPI	RPI
DIV. I ONLY	11- 11	159	0- 1	127	120	143	143	21	21	
DIV. I NON-CONF.	6- 8	199	0- 1	127	47	158	158	20	20	
TOTALS	RPI 1-25	RPI 26-50	W-L RECORDS	RPI 51-100	RPI 101-150	RPI 150+				
11- 11	0- 2	0- 2	OVERALL	0- 6	1- 0	10- 1				
7- 3	0- 0	0- 0	HOME	0- 3	1- 0	6- 0				
4- 8	0- 2	0- 2	AWAY	0- 3	0- 0	4- 1				
0- 0	0- 0	0- 0	NEUTRAL	0- 0	0- 0	0- 0				
6- 8	0- 2	0- 2	NON-CONFERENCE	0- 4	1- 0	5- 0				
4- 2	0- 0	0- 0	HOME	0- 2	1- 0	3- 0				
2- 6	0- 2	0- 2	AWAY	0- 2	0- 0	2- 0				
0- 0	0- 0	0- 0	NEUTRAL	0- 0	0- 0	0- 0				
5- 3	0- 0	0- 0	CONFERENCE	0- 2	0- 0	5- 1				
3- 1	0- 0	0- 0	HOME	0- 1	0- 0	3- 0				
2- 2	0- 0	0- 0	AWAY	0- 1	0- 0	2- 1				
0- 0	0- 0	0- 0	NEUTRAL	0- 0	0- 0	0- 0				

RPI 1-25				RPI 26-50				RPI 51-100				RPI 101+ Team's RPI: 143			
RPI	S	Opponent	Score	RPI	S	Opponent	Score	RPI	S	Opponent	Score	RPI	S	Opponent	Score
4	A	Stanford	43 69	30	A	California	42 67	57	A	Boise St.	63 74	132	H	Washington St.	65 52
22	A	Drake	63 73	42	A	Southern California	42 58	81	A	UC Davis	54 70	168	H	UC Riverside	69 56
								81	H	UC Davis	49 60	172	A	UC Irvine	61 65
								85	H	Harvard	55 75	177	A	Santa Clara	53 38
								93	A	Idaho	73 88	217	H	San Diego St.	77 74
								100	H	Loyola Marymount	53 72	224	A	Hawaii	49 29
												250	H	Cal St. Fullerton	74 44
												261	A	Long Beach St.	51 37
												283	H	California Baptist	73 67
												297	H	UC Santa Barbara	73 65
												308	A	Omaha	64 52
												329	H	San Jose St.	76 40
LAST 12 Division I GAMES:															
85	H	Harvard	55 75	224	A	Hawaii	49 29								
81	A	UC Davis	54 70	172	A	UC Irvine	61 65								
250	H	Cal St. Fullerton	74 44	297	H	UC Santa Barbara	73 65								
261	A	Long Beach St.	51 37	4	A	Stanford	43 69								
81	H	UC Davis	49 60	329	H	San Jose St.	76 40								
168	H	UC Riverside	69 56	42	A	Southern California	42 58								

Non-Div I Games:

CSUN

■ Loss,
■ Non-Conf,
■ S Site,
■ H Home
■ A Away
N Neutral

Average RPI Win:	274	WON-LOST	WINNING	LAST 10	STRENGTH OF	OPP. STRENGTH	TEAM	ADJ.	CONF.	ADJ CONF.
Average RPI Loss:	166	RECORD	PCT. RANK	GAMES	SCHEDULE	OF SCHEDULE	RPI	RPI	RPI	RPI
DIV. I ONLY	4- 14	310	1- 0	286	174	323	323	21	21	
DIV. I NON-CONF.	2- 8	293	0- 0	263	66	300	300	20	20	
TOTALS	RPI 1-25	RPI 26-50	W-L RECORDS	RPI 51-100	RPI 101-150	RPI 150+				
4- 14	0- 0	0- 3	OVERALL	0- 0	0- 2	4- 9				
3- 5	0- 0	0- 1	HOME	0- 0	0- 1	3- 3				
1- 8	0- 0	0- 2	AWAY	0- 0	0- 1	1- 5				
0- 1	0- 0	0- 0	NEUTRAL	0- 0	0- 0	0- 1				
2- 8	0- 0	0- 3	NON-CONFERENCE	0- 0	0- 2	2- 3				
1- 3	0- 0	0- 1	HOME	0- 0	0- 1	1- 1				
1- 4	0- 0	0- 2	AWAY	0- 0	0- 1	1- 1				
0- 1	0- 0	0- 0	NEUTRAL	0- 0	0- 0	0- 1				
2- 6	0- 0	0- 0	CONFERENCE	0- 0	0- 0	2- 6				
2- 2	0- 0	0- 0	HOME	0- 0	0- 0	2- 2				
0- 4	0- 0	0- 0	AWAY	0- 0	0- 0	0- 4				
0- 0	0- 0	0- 0	NEUTRAL	0- 0	0- 0	0- 0				

RPI S	Opponent	Score	RPI S	Opponent	Score	RPI S	Opponent	Score	RPI S	Opponent	Score
			32	A Oregon St.	54 79				115	A Fresno St.	58 76
			43	A UCLA	35 81				133	H Pepperdine	63 70
			47	H Saint Mary's (CA)	51 69				172	A UC Irvine	57 73
									172	H UC Irvine	59 75
									185	H Illinois	51 74
									200	H Eastern Wash.	59 55
									224	A Hawaii	52 70
									224	H Hawaii	54 71
									232	A Sacramento St.	85 88
									234	N San Francisco	62 65
									250	A Cal St. Fullerton	64 78
									261	A Long Beach St.	58 61
									261	H Long Beach St.	66 59
									297	H UC Santa Barbara	75 67
									339	A Seattle U	60 50
LAST 12 Division I GAMES:											
			261	H Long Beach St.	66 59				297	H UC Santa Barbara	75 67
			224	A Hawaii	52 70				172	H UC Irvine	59 75
			172	A UC Irvine	57 73				43	A UCLA	35 81
			224	H Hawaii	54 71				339	A Seattle U	60 50
			250	A Cal St. Fullerton	64 78				47	H Saint Mary's (CA)	51 69
			261	A Long Beach St.	58 61				200	H Eastern Wash.	59 55

Non-Div I Games: Academy of Art 87 65

Cal Poly

■ Loss,
■ Non-Conf,
■ S Site,
■ Home
■ A Away
N Neutral

Average RPI Win:	281	WON-LOST	WINNING	LAST 10	STRENGTH OF	OPP. STRENGTH	TEAM	ADJ.	CONF.	ADJ CONF.
Average RPI Loss:	151	RECORD	PCT. RANK	GAMES	SCHEDULE	OF SCHEDULE	RPI	RPI	RPI	RPI
DIV. I ONLY	10- 10	159	0- 1	321	227	250	250	21	21	
DIV. I NON-CONF.	7- 5	132	0- 0	319	266	229	229	20	20	
TOTALS	RPI 1-25	RPI 26-50	W-L RECORDS	RPI 51-100	RPI 101-150	RPI 150+				
10- 10	0- 0	0- 0	OVERALL	0- 3	0- 2	10- 5				
5- 5	0- 0	0- 0	HOME	0- 2	0- 0	5- 3				
5- 5	0- 0	0- 0	AWAY	0- 1	0- 2	5- 2				
0- 0	0- 0	0- 0	NEUTRAL	0- 0	0- 0	0- 0				
7- 5	0- 0	0- 0	NON-CONFERENCE	0- 1	0- 1	7- 3				
3- 3	0- 0	0- 0	HOME	0- 1	0- 0	3- 2				
4- 2	0- 0	0- 0	AWAY	0- 0	0- 1	4- 1				
0- 0	0- 0	0- 0	NEUTRAL	0- 0	0- 0	0- 0				
3- 5	0- 0	0- 0	CONFERENCE	0- 2	0- 1	3- 2				
2- 2	0- 0	0- 0	HOME	0- 1	0- 0	2- 1				
1- 3	0- 0	0- 0	AWAY	0- 1	0- 1	1- 1				
0- 0	0- 0	0- 0	NEUTRAL	0- 0	0- 0	0- 0				

RPI S	Opponent	Score	RPI S	Opponent	Score	RPI S	Opponent	Score	RPI S	Opponent	Score	Team's RPI: 250
						77	H Pacific	64 72	140	A Washington	74 83	
						81	A UC Davis	51 75	143	A CSUN	44 74	
						81	H UC Davis	39 75	161	A Portland	74 83	
									168	A UC Riverside	59 62	
									177	H Santa Clara	60 64	
									208	H Dartmouth	67 62	
									217	H San Diego St.	72 83	
									224	H Hawaii	72 68	
									258	A Columbia	61 58	
									261	H Long Beach St.	53 59	
									276	H CSU Bakersfield	64 56	
									278	H Utah Valley	56 55	
									283	A California Baptist	79 65	
									297	A UC Santa Barbara	59 52	
									322	A Saint Peter's	69 45	
									323	H Cal Poly	78 64	
									339	A Seattle U	57 54	
LAST 12 Division I GAMES:												
168	A UC Riverside	59 62	81	A UC Davis	51 75							
261	H Long Beach St.	53 59	224	H Hawaii	72 68							
143	A CSUN	44 74	278	H Utah Valley	56 55							
81	H UC Davis	39 75	77	H Pacific	64 72							
297	A UC Santa Barbara	59 52	322	A Saint Peter's	69 45							
323	H Cal Poly	78 64	258	A Columbia	61 58							

Non-Div I Games: Antelope Valley 77 65

Cal St. Fullerton

California

Through Games Of Feb. 8, 2019

Average RPI Win:	120	WON-LOST	WINNING	LAST 10	STRENGTH OF	OPP. STRENGTH	TEAM	ADJ.	CONF.	ADJ CONF.
Average RPI Loss:	34	RECORD	PCT. RANK	GAMES	SCHEDULE	OF SCHEDULE	RPI	RPI	RPI	RPI
DIV. I ONLY	14- 8	99	0- 1	18	4	30	30	2	2	
DIV. I NON-CONF.	9- 2	43	0- 0	51	28	24	24	2	2	
TOTALS	RPI 1-25	RPI 26-50	W-L RECORDS	RPI 51-100	RPI 101-150	RPI 150+				
14- 8	1- 4	3- 2	OVERALL	1- 2	7- 0	2- 0				
7- 4	1- 2	1- 1	HOME	0- 1	4- 0	1- 0				
5- 4	0- 2	2- 1	AWAY	0- 1	2- 0	1- 0				
2- 0	0- 0	0- 0	NEUTRAL	1- 0	1- 0	0- 0				
9- 2	0- 1	2- 0	NON-CONFERENCE	1- 1	4- 0	2- 0				
3- 2	0- 1	0- 0	HOME	0- 1	2- 0	1- 0				
4- 0	0- 0	2- 0	AWAY	0- 0	1- 0	1- 0				
2- 0	0- 0	0- 0	NEUTRAL	1- 0	1- 0	0- 0				
5- 6	1- 3	1- 2	CONFERENCE	0- 1	3- 0	0- 0				
4- 2	1- 1	1- 1	HOME	0- 0	2- 0	0- 0				
1- 4	0- 2	0- 1	AWAY	0- 1	1- 0	0- 0				
0- 0	0- 0	0- 0	NEUTRAL	0- 0	0- 0	0- 0				

RPI 1-25				RPI 26-50				Team's RPI: 30	RPI 51-100				RPI 101+			
RPI	S	Opponent	Score	RPI	S	Opponent	Score		RPI	S	Opponent	Score	RPI	S	Opponent	Score
4	A	Stanford	50 75	39	A	BYU	70 52		68	A	Arizona	55 60	109	H	Houston	80 79
4	H	Stanford	81 80	40	A	Utah	74 87		77	N	Pacific	81 69	123	A	Penn St.	75 58
5	H	Oregon	82 105	42	H	Southern California	66 59		85	H	Harvard	79 85	132	H	Washington St.	77 63
6	H	UConn	66 76	43	H	UCLA	79 84						136	N	Tulane	65 57
17	A	Arizona St.	61 62	47	A	Saint Mary's (CA)	81 78						140	H	Washington	79 70
LAST 12 Division I GAMES:																
		5	H	Oregon	82	105					132	H	Washington St.	77	63	
		4	A	Stanford	50	75					17	A	Arizona St.	61	62	
		4	H	Stanford	81	80					68	A	Arizona	55	60	
		142	A	Colorado	80	60					42	H	Southern California	66	59	
		40	A	Utah	74	87					43	H	UCLA	79	84	
		140	H	Washington	79	70					85	H	Harvard	79	85	

Non-Div I Games:

California

■ Loss,
■ Non-Conf,
■ S Site,
■ H Home
■ A Away
N Neutral

Average RPI Win:	289	WON-LOST	WINNING	LAST 10	STRENGTH OF	OPP. STRENGTH	TEAM	ADJ.	CONF.	ADJ CONF.
Average RPI Loss:	194	RECORD	PCT. RANK	GAMES	SCHEDULE	OF SCHEDULE	RPI	RPI	RPI	RPI
DIV. I ONLY	8- 10	208	1- 0	339	303	283	283	30	30	
DIV. I NON-CONF.	3- 6	241	0- 0	269	214	262	262	30	30	
TOTALS	RPI 1-25	RPI 26-50	W-L RECORDS	RPI 51-100	RPI 101-150	RPI 150+				
8- 10	0- 0	0- 1	OVERALL	0- 0	0- 2	8- 7				
4- 3	0- 0	0- 0	HOME	0- 0	0- 1	4- 2				
4- 6	0- 0	0- 0	AWAY	0- 0	0- 1	4- 5				
0- 1	0- 0	0- 1	NEUTRAL	0- 0	0- 0	0- 0				
3- 6	0- 0	0- 1	NON-CONFERENCE	0- 0	0- 2	3- 3				
1- 2	0- 0	0- 0	HOME	0- 0	0- 1	1- 1				
2- 3	0- 0	0- 0	AWAY	0- 0	0- 1	2- 2				
0- 1	0- 0	0- 1	NEUTRAL	0- 0	0- 0	0- 0				
5- 4	0- 0	0- 0	CONFERENCE	0- 0	0- 0	5- 4				
3- 1	0- 0	0- 0	HOME	0- 0	0- 0	3- 1				
2- 3	0- 0	0- 0	AWAY	0- 0	0- 0	2- 3				
0- 0	0- 0	0- 0	NEUTRAL	0- 0	0- 0	0- 0				

RPI 1-25			RPI 26-50			RPI 51-100			RPI 101+			Team's RPI: 283
RPI	S	Opponent	Score	RPI	S	Opponent	Score	RPI	S	Opponent	Score	
				39	N	BYU	69 76					
								101	H	Idaho St.	57 72	
								143	A	CSUN	67 73	
								163	A	New Mexico St.	69 76	
								168	H	UC Riverside	65 57	
								217	A	San Diego St.	67 83	
								219	A	UTRGV	56 60	
								220	H	UMKC	74 78	
								243	A	Northern Ariz.	88 91	
								250	H	Cal St. Fullerton	65 79	
								261	A	Long Beach St.	85 83	
								276	A	CSU Bakersfield	68 45	
								278	H	Utah Valley	83 54	
								297	A	UC Santa Barbara	76 64	
								339	H	Seattle U	100 83	
								340	A	Grand Canyon	71 75	
								347	A	Chicago St.	93 67	
								347	H	Chicago St.	89 52	
LAST 12 Division I GAMES:												
347	A	Chicago St.	93 67	220	H	UMKC	74 78					
339	H	Seattle U	100 83	219	A	UTRGV	56 60					
278	H	Utah Valley	83 54	163	A	New Mexico St.	69 76					
340	A	Grand Canyon	71 75	297	A	UC Santa Barbara	76 64					
276	A	CSU Bakersfield	68 45	168	H	UC Riverside	65 57					
347	H	Chicago St.	89 52	143	A	CSUN	67 73					

Non-Div I Games: La Sierra 91 44 Notre Dame de Namur 80 47 Fresno Pacific 93 71 Westcliff 133 43
California Baptist

Average RPI Win:	304	WON-LOST	WINNING	LAST 10	STRENGTH OF	OPP. STRENGTH	TEAM	ADJ.	CONF.	ADJ CONF.
Average RPI Loss:	171	RECORD	PCT. RANK	GAMES	SCHEDULE	OF SCHEDULE	RPI	RPI	RPI	RPI
DIV. I ONLY	11- 8	129	1- 0	333	325	251	251	28	28	
DIV. I NON-CONF.	6- 3	91	1- 0	322	315	213	213	29	29	
TOTALS	RPI 1-25	RPI 26-50	W-L RECORDS	RPI 51-100	RPI 101-150	RPI 150+				
11- 8	0- 0	0- 0	OVERALL	0- 1	0- 3	11- 4				
5- 5	0- 0	0- 0	HOME	0- 1	0- 1	5- 3				
5- 3	0- 0	0- 0	AWAY	0- 0	0- 2	5- 1				
1- 0	0- 0	0- 0	NEUTRAL	0- 0	0- 0	1- 0				
6- 3	0- 0	0- 0	NON-CONFERENCE	0- 1	0- 1	6- 1				
2- 2	0- 0	0- 0	HOME	0- 1	0- 0	2- 1				
3- 1	0- 0	0- 0	AWAY	0- 0	0- 1	3- 0				
1- 0	0- 0	0- 0	NEUTRAL	0- 0	0- 0	1- 0				
5- 5	0- 0	0- 0	CONFERENCE	0- 0	0- 2	5- 3				
3- 3	0- 0	0- 0	HOME	0- 0	0- 1	3- 2				
2- 2	0- 0	0- 0	AWAY	0- 0	0- 1	2- 1				
0- 0	0- 0	0- 0	NEUTRAL	0- 0	0- 0	0- 0				

RPI S	Opponent	Score	RPI S	Opponent	Score	RPI S	Opponent	Score	RPI S	Opponent	Score	Team's RPI: 251
						74 H	Old Dominion	59 83	108 A	Boston College	56 76	
									114 H	Radford	52 56	
									125 A	High Point	60 65	
									192 H	Hampton	52 46	
									195 A	UNC Asheville	52 60	
									221 H	Howard	64 69	
									257 H	Gardner-Webb	38 52	
									270 H	Winthrop	46 59	
									273 A	Norfolk St.	57 49	
									282 H	Col. of Charleston	66 65	
									308 N	Omaha	65 52	
									309 H	UNC Greensboro	53 49	
									314 A	Charleston So.	60 58	
									316 A	FIU	59 54	
									331 H	Presbyterian	51 46	
									336 A	Western Caro.	63 37	
									337 H	USC Upstate	61 41	
									342 A	Longwood	66 60	
LAST 12 Division I GAMES:												
316 A	FIU	59 54	270 H	Winthrop	46 59							
337 H	USC Upstate	61 41	195 A	UNC Asheville	52 60							
342 A	Longwood	66 60	314 A	Charleston So.	60 58							
114 H	Radford	52 56	257 H	Gardner-Webb	38 52							
125 A	High Point	60 65	331 H	Presbyterian	51 46							
192 H	Hampton	52 46	108 A	Boston College	56 76							

Non-Div I Games: William Peace 65 36 Columbia (SC) 93 46

Campbell

Loss, Non-Conf, S Site, H Home A Away N Neutral

Average RPI Win:	292	WON-LOST	WINNING	LAST 10	STRENGTH OF	OPP. STRENGTH	TEAM	ADJ.	CONF.	ADJ CONF.
Average RPI Loss:	177	RECORD	PCT. RANK	GAMES	SCHEDULE	OF SCHEDULE	RPI	RPI	RPI	RPI
DIV. I ONLY	9- 13	226	0- 1	315	260	285	285	27	27	
DIV. I NON-CONF.	2- 9	297	0- 0	232	219	313	313	28	28	
TOTALS	RPI 1-25	RPI 26-50	W-L RECORDS	RPI 51-100	RPI 101-150	RPI 150+				
9- 13	0- 1	0- 0	OVERALL	0- 2	0- 3	9- 7				
5- 7	0- 1	0- 0	HOME	0- 2	0- 2	5- 2				
4- 6	0- 0	0- 0	AWAY	0- 0	0- 1	4- 5				
0- 0	0- 0	0- 0	NEUTRAL	0- 0	0- 0	0- 0				
2- 9	0- 1	0- 0	NON-CONFERENCE	0- 1	0- 2	2- 5				
1- 5	0- 1	0- 0	HOME	0- 1	0- 1	1- 2				
1- 4	0- 0	0- 0	AWAY	0- 0	0- 1	1- 3				
0- 0	0- 0	0- 0	NEUTRAL	0- 0	0- 0	0- 0				
7- 4	0- 0	0- 0	CONFERENCE	0- 1	0- 1	7- 2				
4- 2	0- 0	0- 0	HOME	0- 1	0- 1	4- 0				
3- 2	0- 0	0- 0	AWAY	0- 0	0- 0	3- 2				
0- 0	0- 0	0- 0	NEUTRAL	0- 0	0- 0	0- 0				

RPI 1-25				RPI 26-50				RPI 51-100				RPI 101+ Team's RPI: 285			
RPI	S	Opponent	Score	RPI	S	Opponent	Score	RPI	S	Opponent	Score	RPI	S	Opponent	Score
24	H	Buffalo	66 84					55	H	Miami (OH)	59 62	131	H	Youngstown St.	36 62
								64	H	Quinnipiac	42 55	141	A	Akron	53 62
												147	H	Marist	66 71
												188	A	Rider	62 49
												206	A	St. Bonaventure	94 100
												219	H	UTRGV	53 57
												228	A	Colgate	53 67
												235	A	Monmouth	61 67
												237	H	Bowling Green	53 74
												240	A	Albany (NY)	48 42
												271	H	Vermont	67 46
												306	A	Oakland	60 71
												312	A	Fairfield	65 72
												312	H	Fairfield	53 50
												313	H	Manhattan	47 44
												322	A	Saint Peter's	75 62
												322	H	Saint Peter's	78 59
												332	A	Iona	48 40
												332	H	Iona	67 47
LAST 12 Division I GAMES:															
312	A	Fairfield	65 72	312	H	Fairfield	53 50								
322	H	Saint Peter's	78 59	322	A	Saint Peter's	75 62								
332	H	Iona	67 47	332	A	Iona	48 40								
188	A	Rider	62 49	147	H	Marist	66 71								
235	A	Monmouth	61 67	313	H	Manhattan	47 44								
64	H	Quinnipiac	42 55	271	H	Vermont	67 46								

Non-Div I Games:

Canisius

■ Loss,
 ■ Non-Conf,
 S Site,
 ■ Home
 ■ Away
 N Neutral

Central Ark.

Through Games Of Feb. 8, 2019

Average RPI Win:	332	WON-LOST	WINNING	LAST 10	STRENGTH OF	OPP. STRENGTH	TEAM	ADJ.	CONF.	ADJ CONF.
Average RPI Loss:	154	RECORD	PCT. RANK	GAMES	SCHEDULE	OF SCHEDULE	RPI	RPI	RPI	RPI
DIV. I ONLY	4- 12	302	1- 0	250	280	293	293	25	25	
DIV. I NON-CONF.	1- 5	311	0- 0	247	152	281	281	23	23	
TOTALS	RPI 1-25	RPI 26-50	W-L RECORDS	RPI 51-100	RPI 101-150	RPI 150+				
4- 12	0- 1	0- 0	OVERALL	0- 3	0- 1	4- 7				
2- 4	0- 0	0- 0	HOME	0- 1	0- 1	2- 2				
2- 8	0- 1	0- 0	AWAY	0- 2	0- 0	2- 5				
0- 0	0- 0	0- 0	NEUTRAL	0- 0	0- 0	0- 0				
1- 5	0- 1	0- 0	NON-CONFERENCE	0- 1	0- 1	1- 2				
0- 1	0- 0	0- 0	HOME	0- 0	0- 1	0- 0				
1- 4	0- 1	0- 0	AWAY	0- 1	0- 0	1- 2				
0- 0	0- 0	0- 0	NEUTRAL	0- 0	0- 0	0- 0				
3- 7	0- 0	0- 0	CONFERENCE	0- 2	0- 0	3- 5				
2- 3	0- 0	0- 0	HOME	0- 1	0- 0	2- 2				
1- 4	0- 0	0- 0	AWAY	0- 1	0- 0	1- 3				
0- 0	0- 0	0- 0	NEUTRAL	0- 0	0- 0	0- 0				

RPI 1-25				RPI 26-50				RPI 51-100				RPI 101+ Team's RPI: 293			
RPI	S	Opponent	Score	RPI	S	Opponent	Score	RPI	S	Opponent	Score	RPI	S	Opponent	Score
20	A	Texas A&M	27 84					54	A	Kansas St.	54 70	116	H	South Alabama	50 58
								59	A	Lamar University	37 57	151	A	Oklahoma	52 65
								69	H	SFA	53 59	159	A	Abilene Christian	70 77
												184	H	Nicholls St.	60 64
												201	A	Sam Houston St.	62 66
												263	H	A&M-Corpus Christi	65 73
												267	A	Southeastern La.	53 62
												307	A	Jackson St.	56 65
												318	A	New Orleans	62 60
												320	H	Incarnate Word	74 43
												341	H	Northwestern St.	74 52
												350	A	Alcorn	57 46
LAST 12 Division I GAMES:															
341	H	Northwestern St.	74 52	59	A	Lamar University	37 57								
69	H	SFA	53 59	201	A	Sam Houston St.	62 66								
159	A	Abilene Christian	70 77	267	A	Southeastern La.	53 62								
318	A	New Orleans	62 60	263	H	A&M-Corpus Christi	65 73								
184	H	Nicholls St.	60 64	54	A	Kansas St.	54 70								
320	H	Incarnate Word	74 43	20	A	Texas A&M	27 84								

Non-Div I Games: Central Baptist 55 34 Crowley's Ridge 91 33 Williams Baptist 70 35 Hendrix 72 40 Central Ark.

Loss, Non-Conf, S Site, H Home A Away N Neutral

Average RPI Win:	289	WON-LOST	WINNING	LAST 10	STRENGTH OF	OPP. STRENGTH	TEAM	ADJ.	CONF.	ADJ CONF.
Average RPI Loss:	189	RECORD	PCT. RANK	GAMES	SCHEDULE	OF SCHEDULE	RPI	RPI	RPI	RPI
DIV. I ONLY	6- 13	269	1- 0	287	304	296	296	31	31	
DIV. I NON-CONF.	3- 7	256	0- 0	126	191	211	211	31	31	
TOTALS	RPI 1-25	RPI 26-50	W-L RECORDS	RPI 51-100	RPI 101-150	RPI 150+				
6- 13	0- 2	0- 0	OVERALL	0- 1	0- 2	6- 8				
4- 5	0- 1	0- 0	HOME	0- 0	0- 2	4- 2				
2- 8	0- 1	0- 0	AWAY	0- 1	0- 0	2- 6				
0- 0	0- 0	0- 0	NEUTRAL	0- 0	0- 0	0- 0				
3- 7	0- 2	0- 0	NON-CONFERENCE	0- 1	0- 2	3- 2				
1- 3	0- 1	0- 0	HOME	0- 0	0- 2	1- 0				
2- 4	0- 1	0- 0	AWAY	0- 1	0- 0	2- 2				
0- 0	0- 0	0- 0	NEUTRAL	0- 0	0- 0	0- 0				
3- 6	0- 0	0- 0	CONFERENCE	0- 0	0- 0	3- 6				
3- 2	0- 0	0- 0	HOME	0- 0	0- 0	3- 2				
0- 4	0- 0	0- 0	AWAY	0- 0	0- 0	0- 4				
0- 0	0- 0	0- 0	NEUTRAL	0- 0	0- 0	0- 0				

RPI 1-25				RPI 26-50				RPI 51-100				RPI 101+ Team's RPI: 296			
RPI	S	Opponent	Score	RPI	S	Opponent	Score	RPI	S	Opponent	Score	RPI	S	Opponent	Score
15	A	Rutgers	44 73					76	A	Yale	46 58	105	H	Hartford	52 54
24	H	Buffalo	69 82									139	H	Lehigh	62 88
												197	A	Massachusetts	59 74
												210	H	Saint Francis (PA)	73 62
												215	H	Robert Morris	57 64
												227	A	Brown	63 68
												238	A	Sacred Heart	61 66
												240	A	Albany (NY)	60 53
												247	A	Mt. St. Mary's	53 84
												302	A	Bryant	60 72
												302	H	Bryant	66 65
												303	A	Morgan St.	60 36
												326	H	New Hampshire	56 47
												327	H	Wagner	63 75
												344	A	Fairleigh Dickinson	67 74
												351	H	LIU Brooklyn	63 57
LAST 12 Division I GAMES:															
302	H	Bryant	66 65	344	A	Fairleigh Dickinson	67 74								
351	H	LIU Brooklyn	63 57	327	H	Wagner	63 75								
302	A	Bryant	60 72	238	A	Sacred Heart	61 66								
215	H	Robert Morris	57 64	105	H	Hartford	52 54								
210	H	Saint Francis (PA)	73 62	76	A	Yale	46 58								
247	A	Mt. St. Mary's	53 84	326	H	New Hampshire	56 47								

Non-Div I Games:

Central Conn. St.

■ Loss,
 ■ Non-Conf, S Site,
 ■ Home
 ■ Away
 N Neutral

Average RPI Win:	125	WON-LOST	WINNING	LAST 10	STRENGTH OF	OPP. STRENGTH	TEAM	ADJ.	CONF.	ADJ CONF.
Average RPI Loss:	61	RECORD	PCT. RANK	GAMES	SCHEDULE	OF SCHEDULE	RPI	RPI	RPI	RPI
DIV. I ONLY	16- 5	47	1- 0	33	38	23	23	7	7	
DIV. I NON-CONF.	9- 3	61	0- 0	87	5	35	35	8	8	
TOTALS	RPI 1-25	RPI 26-50	W-L RECORDS	RPI 51-100	RPI 101-150	RPI 150+				
16- 5	3- 1	1- 1	OVERALL	4- 2	3- 1	5- 0				
7- 3	2- 1	0- 1	HOME	0- 1	2- 0	3- 0				
8- 1	1- 0	1- 0	AWAY	4- 1	0- 0	2- 0				
1- 1	0- 0	0- 0	NEUTRAL	0- 0	1- 1	0- 0				
9- 3	2- 1	0- 1	NON-CONFERENCE	2- 0	2- 1	3- 0				
3- 2	1- 1	0- 1	HOME	0- 0	1- 0	1- 0				
5- 0	1- 0	0- 0	AWAY	2- 0	0- 0	2- 0				
1- 1	0- 0	0- 0	NEUTRAL	0- 0	1- 1	0- 0				
7- 2	1- 0	1- 0	CONFERENCE	2- 2	1- 0	2- 0				
4- 1	1- 0	0- 0	HOME	0- 1	1- 0	2- 0				
3- 1	0- 0	1- 0	AWAY	2- 1	0- 0	0- 0				
0- 0	0- 0	0- 0	NEUTRAL	0- 0	0- 0	0- 0				

RPI 1-25				RPI 26-50				RPI 51-100				RPI 101+			
RPI	S	Opponent	Score	RPI	S	Opponent	Score	RPI	S	Opponent	Score	RPI	S	Opponent	Score
3	H	Louisville	68 72	27	H	South Dakota St.	71 80	55	H	Miami (OH)	67 70	121	H	Western Ky.	108 90
14	H	UCF	75 68	36	A	Ohio	88 70	64	A	Quinnipiac	67 52	130	N	Chattanooga	73 50
21	A	Miami (FL)	90 80					84	A	Kent St.	82 75	136	N	Tulane	57 68
24	H	Buffalo	76 65					86	A	Toledo	59 62	141	H	Akron	94 71
								97	A	Virginia	74 61	175	A	Vanderbilt	66 57
								98	A	Northern Ill.	89 66	176	H	Ball St.	81 63
												183	H	Eastern Mich.	71 61
												306	H	Oakland	104 61
												332	A	Iona	82 39
LAST 12 Division I GAMES:															
176	H	Ball St.	81 63	98	A	Northern Ill.	89 66								
24	H	Buffalo	76 65	36	A	Ohio	88 70								
183	H	Eastern Mich.	71 61	141	H	Akron	94 71								
86	A	Toledo	59 62	21	A	Miami (FL)	90 80								
84	A	Kent St.	82 75	136	N	Tulane	57 68								
55	H	Miami (OH)	67 70	3	H	Louisville	68 72								

Non-Div I Games:

Central Mich.

■ Loss,
 ■ Non-Conf, S Site,
 ■ Home
 ■ Away
 N Neutral

Average RPI Win: 301		WON-LOST	WINNING	LAST 10	STRENGTH OF	OPP. STRENGTH	TEAM	ADJ.	CONF.	ADJ CONF.
Average RPI Loss: 207		RECORD	PCT. RANK	GAMES	SCHEDULE	OF SCHEDULE	RPI	RPI	RPI	RPI
DIV. I ONLY		4- 14	310	1- 0	288	338	314	314	28	28
DIV. I NON-CONF.		0- 8	336	0- 0	279	323	348	348	29	29
TOTALS	RPI 1-25		RPI 26-50		W-L RECORDS		RPI 51-100		RPI 101-150	RPI 150+
4- 14	0- 0		0- 0		OVERALL		0- 0		0- 5	4- 9
1- 6	0- 0		0- 0		HOME		0- 0		0- 3	1- 3
3- 8	0- 0		0- 0		AWAY		0- 0		0- 2	3- 6
0- 0	0- 0		0- 0		NEUTRAL		0- 0		0- 0	0- 0
0- 8	0- 0		0- 0		NON-CONFERENCE		0- 0		0- 3	0- 5
0- 3	0- 0		0- 0		HOME		0- 0		0- 2	0- 1
0- 5	0- 0		0- 0		AWAY		0- 0		0- 1	0- 4
0- 0	0- 0		0- 0		NEUTRAL		0- 0		0- 0	0- 0
4- 6	0- 0		0- 0		CONFERENCE		0- 0		0- 2	4- 4
1- 3	0- 0		0- 0		HOME		0- 0		0- 1	1- 2
3- 3	0- 0		0- 0		AWAY		0- 0		0- 1	3- 2
0- 0	0- 0		0- 0		NEUTRAL		0- 0		0- 0	0- 0

RPI 1-25				RPI 26-50				RPI 51-100				RPI 101+				Team's RPI: 314	
RPI	S	Opponent	Score	RPI	S	Opponent	Score	RPI	S	Opponent	Score	RPI	S	Opponent	Score		
												103	A	Georgia	75	83	
												114	H	Radford	41	67	
												125	A	High Point	64	71	
												149	H	Davidson	34	72	
												150	H	Tennessee Tech	55	77	
												192	H	Hampton	66	74	
												195	H	UNC Asheville	70	59	
												205	A	Florida	60	70	
												226	H	Jacksonville	58	68	
												251	H	Campbell	58	60	
												257	A	Gardner-Webb	65	75	
												270	A	Winthrop	52	57	
												282	A	Col. of Charleston	52	79	
												284	A	North Florida	76	82	
												291	A	South Carolina St.	58	67	
												331	A	Presbyterian	63	55	
												337	A	USC Upstate	78	75	
												342	A	Longwood	81	74	
LAST 12 Division I GAMES:																	
				195	H	UNC Asheville	70 59	342	A	Longwood	81 74						
				331	A	Presbyterian	63 55	251	H	Campbell	58 60						
				257	A	Gardner-Webb	65 75	270	A	Winthrop	52 57						
				125	A	High Point	64 71	192	H	Hampton	66 74						
				337	A	USC Upstate	78 75	205	A	Florida	60 70						
				114	H	Radford	41 67	282	A	Col. of Charleston	52 79						

Non-Div I Games:	Converse	101	50	Columbia (SC)	89	57	Erskine	74	50
------------------	----------	-----	----	---------------	----	----	---------	----	----

Charleston So.

Loss, Non-Conf, S Site, H Home A Away N Neutral

Average RPI Win: 228	WON-LOST	WINNING	LAST 10	STRENGTH OF	OPP. STRENGTH	TEAM	ADJ.	CONF.	ADJ CONF.
Average RPI Loss: 131	RECORD	PCT. RANK	GAMES	SCHEDULE	OF SCHEDULE	RPI	RPI	RPI	RPI
DIV. I ONLY	12- 11	155	1- 0	156	204	167	167	14	14
DIV. I NON-CONF.	8- 4	91	1- 0	95	287	82	82	19	19
TOTALS	RPI 1-25	RPI 26-50	W-L RECORDS	RPI 51-100	RPI 101-150	RPI 150+			
12- 11	0- 0	0- 1	OVERALL	1- 2	2- 3	9- 5			
10- 2	0- 0	0- 0	HOME	1- 1	1- 1	8- 0			
1- 9	0- 0	0- 1	AWAY	0- 1	1- 2	0- 5			
1- 0	0- 0	0- 0	NEUTRAL	0- 0	0- 0	1- 0			
8- 4	0- 0	0- 0	NON-CONFERENCE	1- 1	2- 2	5- 1			
6- 1	0- 0	0- 0	HOME	1- 0	1- 1	4- 0			
1- 3	0- 0	0- 0	AWAY	0- 1	1- 1	0- 1			
1- 0	0- 0	0- 0	NEUTRAL	0- 0	0- 0	1- 0			
4- 7	0- 0	0- 1	CONFERENCE	0- 1	0- 1	4- 4			
4- 1	0- 0	0- 0	HOME	0- 1	0- 0	4- 0			
0- 6	0- 0	0- 1	AWAY	0- 0	0- 1	0- 4			
0- 0	0- 0	0- 0	NEUTRAL	0- 0	0- 0	0- 0			

RPI S	Opponent	Score	RPI S	Opponent	Score	RPI S	Opponent	Score	RPI S	Opponent	Score	Team's RPI: 167
			34 Rice		51 61	56 Middle Tenn.		55 62	107 Wake Forest		43 69	
						78 Wright St.		88 85	121 Western Ky.		58 76	
						97 Virginia		61 65	137 Fordham		64 71	
									139 Lehigh		62 60	
									149 Davidson		78 66	
									152 Mercer		40 57	
									154 Louisiana Tech		51 88	
									182 North Texas		63 68	
									186 Southern Miss.		54 65	
									195 UNC Asheville		70 53	
									207 East Carolina		52 46	
									218 Marshall		62 63	
									242 N Liberty		63 61	
									265 Bethune-Cookman		73 69	
									269 UTEP		62 39	
									287 UTSA		66 54	
									289 Wofford		85 63	
									294 Fla. Atlantic		68 47	
									316 FIU		69 54	
LAST 12 Division I GAMES:												
139 Lehigh		62 60	154 Louisiana Tech		51 88							
56 Middle Tenn.		55 62	186 Southern Miss.		54 65							
182 North Texas		63 68	294 Fla. Atlantic		68 47							
34 Rice		51 61	316 FIU		69 54							
269 UTEP		62 39	218 Marshall		62 63							
287 UTSA		66 54	121 Western Ky.		58 76							

Non-Div I Games:

Charlotte

Chattanooga

Through Games Of Feb. 8, 2019

Average RPI Win:	238	WON-LOST	WINNING	LAST 10	STRENGTH OF	OPP. STRENGTH	TEAM	ADJ.	CONF.	ADJ CONF.
Average RPI Loss:	59	RECORD	PCT. RANK	GAMES	SCHEDULE	OF SCHEDULE	RPI	RPI	RPI	RPI
DIV. I ONLY	10- 11	179	1- 0	35	155	130	130	26	26	
DIV. I NON-CONF.	4- 10	264	1- 0	3	71	89	89	24	24	
TOTALS	RPI 1-25	RPI 26-50	W-L RECORDS	RPI 51-100	RPI 101-150	RPI 150+				
10- 11	0- 4	0- 1	OVERALL	1- 3	0- 2	9- 1				
6- 5	0- 2	0- 1	HOME	0- 1	0- 1	6- 0				
2- 4	0- 1	0- 0	AWAY	0- 1	0- 1	2- 1				
2- 2	0- 1	0- 0	NEUTRAL	1- 1	0- 0	1- 0				
4- 10	0- 4	0- 1	NON-CONFERENCE	1- 3	0- 2	3- 0				
1- 5	0- 2	0- 1	HOME	0- 1	0- 1	1- 0				
1- 3	0- 1	0- 0	AWAY	0- 1	0- 1	1- 0				
2- 2	0- 1	0- 0	NEUTRAL	1- 1	0- 0	1- 0				
6- 1	0- 0	0- 0	CONFERENCE	0- 0	0- 0	6- 1				
5- 0	0- 0	0- 0	HOME	0- 0	0- 0	5- 0				
1- 1	0- 0	0- 0	AWAY	0- 0	0- 0	1- 1				
0- 0	0- 0	0- 0	NEUTRAL	0- 0	0- 0	0- 0				

RPI S	Opponent	Score	RPI S	Opponent	Score	RPI S	Opponent	Score	RPI S	Opponent	Score	Team's RPI: 130
3	H Louisville	49 75	27	H South Dakota St.	54 71	56	N Middle Tenn.	47 58	106	A Northern Colo.	65 68	
10	H NC State	58 78				61	A Virginia Tech	59 74	127	H UT Martin	79 81	
14	A UCF	37 75				71	H Belmont	51 67	152	A Mercer	58 65	
23	N Central Mich.	50 73				75	N Maine	66 61	190	N Saint Louis	71 61	
									192	A Hampton	58 50	
									233	H Furman	73 53	
									242	H Liberty	75 60	
									252	H ETSU	76 67	
									262	A Samford	73 63	
									289	H Wofford	89 82	
									309	H UNC Greensboro	64 54	
									336	H Western Caro.	72 58	
LAST 12 Division I GAMES:												
75	N Maine	66 61	289	H Wofford	89 82							
309	H UNC Greensboro	64 54	252	H ETSU	76 67							
336	H Western Caro.	72 58	56	N Middle Tenn.	47 58							
262	A Samford	73 63	10	H NC State	58 78							
152	A Mercer	58 65	71	H Belmont	51 67							
233	H Furman	73 53	106	A Northern Colo.	65 68							

Non-Div I Games: Lee 61 55

Chattanooga

Loss, Non-Conf, S Site, H Home A Away N Neutral

Average RPI Win:	340	WON-LOST	WINNING	LAST 10	STRENGTH OF	OPP. STRENGTH	TEAM	ADJ.	CONF.	ADJ CONF.
Average RPI Loss:	218	RECORD	PCT. RANK	GAMES	SCHEDULE	OF SCHEDULE	RPI	RPI	RPI	RPI
DIV. I ONLY	1- 21	349	0- 1	267	343	347	347	30	30	
DIV. I NON-CONF.	0- 13	336	0- 0	184	317	341	341	30	30	
TOTALS	RPI 1-25	RPI 26-50	W-L RECORDS	RPI 51-100	RPI 101-150	RPI 150+				
1- 21	0- 0	0- 0	OVERALL	0- 2	0- 3	1- 16				
1- 10	0- 0	0- 0	HOME	0- 0	0- 1	1- 9				
0- 10	0- 0	0- 0	AWAY	0- 2	0- 2	0- 6				
0- 1	0- 0	0- 0	NEUTRAL	0- 0	0- 0	0- 1				
0- 13	0- 0	0- 0	NON-CONFERENCE	0- 2	0- 3	0- 8				
0- 5	0- 0	0- 0	HOME	0- 0	0- 1	0- 4				
0- 7	0- 0	0- 0	AWAY	0- 2	0- 2	0- 3				
0- 1	0- 0	0- 0	NEUTRAL	0- 0	0- 0	0- 1				
1- 8	0- 0	0- 0	CONFERENCE	0- 0	0- 0	1- 8				
1- 5	0- 0	0- 0	HOME	0- 0	0- 0	1- 5				
0- 3	0- 0	0- 0	AWAY	0- 0	0- 0	0- 3				
0- 0	0- 0	0- 0	NEUTRAL	0- 0	0- 0	0- 0				

RPI 1-25			RPI 26-50			RPI 51-100			RPI 101+			Team's RPI: 347
RPI	S	Opponent	Score	RPI	S	Opponent	Score	RPI	S	Opponent	Score	
						80 A Northwestern	35 97	122 A Morehead St.		68 104		
						98 A Northern Ill.	52 114	126 H UAB		45 90		
								145 A Bradley		59 89		
								163 H New Mexico St.		66 87		
								169 A Xavier		57 91		
								180 A Wisconsin		38 85		
								219 H UTRGV		55 71		
								220 H UMKC		58 111		
								227 H Brown		65 90		
								241 H SIUE		66 82		
								246 A Loyola Chicago		40 76		
								259 N St. Francis Brooklyn		73 110		
								276 H CSU Bakersfield		56 67		
								278 A Utah Valley		61 76		
								283 A California Baptist		52 89		
								283 H California Baptist		67 93		
								292 H Valparaiso		70 76		
								338 H Evansville		58 67		
								339 A Seattle U		54 90		
								340 H Grand Canyon		50 48		
LAST 12 Division I GAMES:												
283 H		California Baptist	67 93	340 H		Grand Canyon	50 48					
163 H		New Mexico St.	66 87	283 A		California Baptist	52 89					
219 H		UTRGV	55 71	220 H		UMKC	58 111					
278 A		Utah Valley	61 76	227 H		Brown	65 90					
339 A		Seattle U	54 90	145 A		Bradley	59 89					
276 H		CSU Bakersfield	56 67	98 A		Northern Ill.	52 114					

Non-Div I Games:

Chicago St.

■ Loss,
 ■ Non-Conf,
 ■ S Site,
 ■ H Home
 ■ A Away
 N Neutral

Average RPI Win: 189	WON-LOST	WINNING	LAST 10	STRENGTH OF	OPP. STRENGTH	TEAM	ADJ.	CONF.	ADJ CONF.
Average RPI Loss: 70	RECORD	PCT. RANK	GAMES	SCHEDULE	OF SCHEDULE	RPI	RPI	RPI	RPI
DIV. I ONLY	14- 8	99	0- 1	95	87	88	88	9	9
DIV. I NON-CONF.	8- 5	120	0- 0	179	134	137	137	9	9
TOTALS	RPI 1-25	RPI 26-50	W-L RECORDS	RPI 51-100	RPI 101-150	RPI 150+			
14- 8	0- 3	0- 0	OVERALL	1- 3	3- 1	10- 1			
11- 2	0- 1	0- 0	HOME	1- 1	2- 0	8- 0			
3- 6	0- 2	0- 0	AWAY	0- 2	1- 1	2- 1			
0- 0	0- 0	0- 0	NEUTRAL	0- 0	0- 0	0- 0			
8- 5	0- 0	0- 0	NON-CONFERENCE	1- 3	1- 1	6- 1			
7- 1	0- 0	0- 0	HOME	1- 1	1- 0	5- 0			
1- 4	0- 0	0- 0	AWAY	0- 2	0- 1	1- 1			
0- 0	0- 0	0- 0	NEUTRAL	0- 0	0- 0	0- 0			
6- 3	0- 3	0- 0	CONFERENCE	0- 0	2- 0	4- 0			
4- 1	0- 1	0- 0	HOME	0- 0	1- 0	3- 0			
2- 2	0- 2	0- 0	AWAY	0- 0	1- 0	1- 0			
0- 0	0- 0	0- 0	NEUTRAL	0- 0	0- 0	0- 0			

RPI 1-25				RPI 26-50				RPI 51-100 Team's RPI: 88				RPI 101+			
RPI	S	Opponent	Score	RPI	S	Opponent	Score	RPI	S	Opponent	Score	RPI	S	Opponent	Score
6	A	UConn	38 82					55	A	Miami (OH)	65 78	109	H	Houston	68 57
6	H	UConn	55 65					74	H	Old Dominion	72 76	113	H	VCU	66 54
14	A	UCF	55 56					76	H	Yale	66 52	129	A	Pittsburgh	48 65
								99	A	Ohio St.	56 69	135	A	South Fla.	57 56
												157	A	Tulsa	70 50
												169	H	Xavier	79 61
												176	A	Ball St.	63 75
												178	H	Temple	72 52
												190	A	Saint Louis	51 50
												211	H	SMU	69 57
												221	H	Howard	85 51
												225	H	Memphis	80 56
												252	H	ETSU	77 64
												275	H	Austin Peay	69 48
												328	H	Lipscomb	71 55
LAST 12 Division I GAMES:															
6	H	UConn	55 65	14	A	UCF	55 56	55	A	UConn	38 82	211	H	SMU	69 57
135	A	South Fla.	57 56	6	A	UConn	38 82	221	H	Howard	85 51	169	H	Xavier	79 61
225	H	Memphis	80 56	211	H	SMU	69 57	113	H	VCU	66 54				
109	H	Houston	68 57												
157	A	Tulsa	70 50												
178	H	Temple	72 52												

Non-Div I Games:

Cincinnati

Average RPI Win:	143	WON-LOST	WINNING	LAST 10	STRENGTH OF	OPP. STRENGTH	TEAM	ADJ.	CONF.	ADJ CONF.
Average RPI Loss:	47	RECORD	PCT. RANK	GAMES	SCHEDULE	OF SCHEDULE	RPI	RPI	RPI	RPI
DIV. I ONLY	15- 8	92	1- 0	29	22	46	46	1	1	
DIV. I NON-CONF.	9- 4	85	1- 0	141	128	106	106	1	1	
TOTALS	RPI 1-25	RPI 26-50	W-L RECORDS	RPI 51-100	RPI 101-150	RPI 150+				
15- 8	2- 5	1- 0	OVERALL	2- 1	4- 2	6- 0				
10- 4	0- 3	1- 0	HOME	2- 0	2- 1	5- 0				
4- 3	2- 2	0- 0	AWAY	0- 0	2- 1	0- 0				
1- 1	0- 0	0- 0	NEUTRAL	0- 1	0- 0	1- 0				
9- 4	0- 1	0- 0	NON-CONFERENCE	1- 1	2- 2	6- 0				
8- 1	0- 0	0- 0	HOME	1- 0	2- 1	5- 0				
0- 2	0- 1	0- 0	AWAY	0- 0	0- 1	0- 0				
1- 1	0- 0	0- 0	NEUTRAL	0- 1	0- 0	1- 0				
6- 4	2- 4	1- 0	CONFERENCE	1- 0	2- 0	0- 0				
2- 3	0- 3	1- 0	HOME	1- 0	0- 0	0- 0				
4- 1	2- 1	0- 0	AWAY	0- 0	2- 0	0- 0				
0- 0	0- 0	0- 0	NEUTRAL	0- 0	0- 0	0- 0				

RPI S	Opponent	Score	RPI S	Opponent	Score	RPI S	Opponent	Score	RPI S	Opponent	Score
1	H Notre Dame	63 101	50	H Georgia Tech	71 61	62	N Tennessee	66 78	107	A Wake Forest	69 53
3	H Louisville	44 76				71	H Belmont	65 62	125	H High Point	83 64
8	H Syracuse	75 84				97	H Virginia	71 65	128	A Alabama	56 76
10	A NC State	51 54							129	A Pittsburgh	65 59
16	A South Carolina	57 69							134	H Appalachian St.	87 48
18	A Florida St.	57 45							149	H Davidson	80 90
21	A Miami (FL)	76 67							151	N Oklahoma	74 62
									185	H Illinois	69 67
									216	H Rhode Island	80 67
									218	H Marshall	68 54
									289	H Wofford	85 77
									328	H Lipscomb	68 26
LAST 12 Division I GAMES:											
151	N Oklahoma	74 62	50	H Georgia Tech	71 61	18	A Florida St.	57 45			
107	A Wake Forest	69 53	21	A Miami (FL)	76 67	97	H Virginia	71 65			
3	H Louisville	44 76	8	H Syracuse	75 84	134	H Appalachian St.	87 48			
1	H Notre Dame	63 101									
10	A NC State	51 54									
129	A Pittsburgh	65 59									

Non-Div I Games:

Clemson

■ Loss,
 ■ Non-Conf, S Site,
 ■ Home
 ■ Away
 N Neutral

Average RPI Win:	301	WON-LOST	WINNING	LAST 10	STRENGTH OF	OPP. STRENGTH	TEAM	ADJ.	CONF.	ADJ CONF.
Average RPI Loss:	140	RECORD	PCT. RANK	GAMES	SCHEDULE	OF SCHEDULE	RPI	RPI	RPI	RPI
DIV. I ONLY	8- 13	242	1- 0	279	230	268	268	20	20	
DIV. I NON-CONF.	1- 8	322	0- 0	90	259	287	287	17	17	
TOTALS	RPI 1-25	RPI 26-50	W-L RECORDS	RPI 51-100	RPI 101-150	RPI 150+				
8- 13	0- 0	0- 1	OVERALL	0- 3	0- 4	8- 5				
5- 4	0- 0	0- 0	HOME	0- 2	0- 2	5- 0				
3- 8	0- 0	0- 1	AWAY	0- 1	0- 1	3- 5				
0- 1	0- 0	0- 0	NEUTRAL	0- 0	0- 1	0- 0				
1- 8	0- 0	0- 1	NON-CONFERENCE	0- 1	0- 2	1- 4				
1- 2	0- 0	0- 0	HOME	0- 1	0- 1	1- 0				
0- 5	0- 0	0- 1	AWAY	0- 0	0- 0	0- 4				
0- 1	0- 0	0- 0	NEUTRAL	0- 0	0- 1	0- 0				
7- 5	0- 0	0- 0	CONFERENCE	0- 2	0- 2	7- 1				
4- 2	0- 0	0- 0	HOME	0- 1	0- 1	4- 0				
3- 3	0- 0	0- 0	AWAY	0- 1	0- 1	3- 1				
0- 0	0- 0	0- 0	NEUTRAL	0- 0	0- 0	0- 0				

RPI S	Opponent	Score	RPI S	Opponent	Score	RPI S	Opponent	Score	RPI S	Opponent	Score	Team's RPI: 268
36	A Ohio	54 72	72	A Green Bay	53 62	124	H IUPUI	50 75	131	A Youngstown St.	55 73	
			78	H Wright St.	65 70	136	N Tulane	72 81	145	H Bradley	65 67	
			86	H Toledo	60 65	176	A Ball St.	62 67	183	A Eastern Mich.	63 69	
						187	A Milwaukee	53 59	191	H Illinois St.	67 63	
						218	A Marshall	64 86	253	A San Diego	82 83	
						277	H Northern Ky.	76 47	306	A Oakland	64 62	
						306	H Oakland	98 90	330	A Detroit Mercy	67 49	
						330	H Detroit Mercy	67 51	333	A UIC	74 48	
						333	H UIC	71 53				
LAST 12 Division I GAMES:												
333	A UIC	74 48	187	A Milwaukee	53 59							
306	H Oakland	98 90	72	A Green Bay	53 62							
330	H Detroit Mercy	67 51	333	H UIC	71 53							
131	A Youngstown St.	55 73	124	H IUPUI	50 75							
78	H Wright St.	65 70	330	A Detroit Mercy	67 49							
277	H Northern Ky.	76 47	306	A Oakland	64 62							

Non-Div I Games: Lake Erie 79 49 Salem (WV) 113 81

Cleveland St.

Loss, Non-Conf, S Site, H Home A Away N Neutral

Average RPI Win:	275	WON-LOST	WINNING	LAST 10	STRENGTH OF	OPP. STRENGTH	TEAM	ADJ.	CONF.	ADJ CONF.
Average RPI Loss:	104	RECORD	PCT. RANK	GAMES	SCHEDULE	OF SCHEDULE	RPI	RPI	RPI	RPI
DIV. I ONLY	9- 10	185	0- 1	170	248	189	189	12	12	
DIV. I NON-CONF.	6- 3	91	0- 0	281	325	177	177	15	15	
TOTALS	RPI 1-25	RPI 26-50	W-L RECORDS	RPI 51-100	RPI 101-150	RPI 150+				
9- 10	0- 0	0- 1	OVERALL	0- 5	0- 2	9- 2				
5- 4	0- 0	0- 0	HOME	0- 3	0- 1	5- 0				
4- 4	0- 0	0- 0	AWAY	0- 1	0- 1	4- 2				
0- 2	0- 0	0- 1	NEUTRAL	0- 1	0- 0	0- 0				
6- 3	0- 0	0- 1	NON-CONFERENCE	0- 1	0- 0	6- 1				
4- 0	0- 0	0- 0	HOME	0- 0	0- 0	4- 0				
2- 1	0- 0	0- 0	AWAY	0- 0	0- 0	2- 1				
0- 2	0- 0	0- 1	NEUTRAL	0- 1	0- 0	0- 0				
3- 7	0- 0	0- 0	CONFERENCE	0- 4	0- 2	3- 1				
1- 4	0- 0	0- 0	HOME	0- 3	0- 1	1- 0				
2- 3	0- 0	0- 0	AWAY	0- 1	0- 1	2- 1				
0- 0	0- 0	0- 0	NEUTRAL	0- 0	0- 0	0- 0				

RPI 1-25			RPI 26-50			RPI 51-100			RPI 101+			Team's RPI: 189
RPI	S	Opponent	Score	RPI	S	Opponent	Score	RPI	S	Opponent	Score	
				34	N	Rice	52 56	65	N	Auburn	78 84	116 H South Alabama 78 88
								70	H	Little Rock	47 60	134 A Appalachian St. 53 67
								92	H	Troy	81 82	166 H Arkansas St. 88 72
								95	A	UT Arlington	53 79	168 A UC Riverside 43 62
								95	H	UT Arlington	64 67	174 A Texas St. 58 73
												225 H Memphis 90 71
												237 H Bowling Green 81 80
												255 A Louisiana 76 58
												291 H South Carolina St. 57 44
												309 A UNC Greensboro 78 71
												311 A La.-Monroe 79 54
												336 H Western Caro. 77 59
												343 A N.C. Central 89 66
LAST 12 Division I GAMES:												
95	H	UT Arlington	64 67	95	A	UT Arlington	53 79					
255	A	Louisiana	76 58	174	A	Texas St.	58 73					
311	A	La.-Monroe	79 54	116	H	South Alabama	78 88					
166	H	Arkansas St.	88 72	92	H	Troy	81 82					
70	H	Little Rock	47 60	309	A	UNC Greensboro	78 71					
134	A	Appalachian St.	53 67	34	N	Rice	52 56					

Non-Div I Games: N.C. Wesleyan 126 65 Meredith 128 39

Coastal Caro.

Loss, Non-Conf, S Site, H Home A Away N Neutral

Average RPI Win:	253	WON-LOST	WINNING	LAST 10	STRENGTH OF	OPP. STRENGTH	TEAM	ADJ.	CONF.	ADJ CONF.
Average RPI Loss:	179	RECORD	PCT. RANK	GAMES	SCHEDULE	OF SCHEDULE	RPI	RPI	RPI	RPI
DIV. I ONLY	6- 14	275	1- 0	211	292	282	282	10	10	
DIV. I NON-CONF.	3- 7	256	0- 0	314	351	335	335	10	10	
TOTALS	RPI 1-25	RPI 26-50	W-L RECORDS	RPI 51-100	RPI 101-150	RPI 150+				
6- 14	0- 0	0- 1	OVERALL	0- 2	0- 3	6- 8				
4- 6	0- 0	0- 1	HOME	0- 1	0- 1	4- 3				
2- 8	0- 0	0- 0	AWAY	0- 1	0- 2	2- 5				
0- 0	0- 0	0- 0	NEUTRAL	0- 0	0- 0	0- 0				
3- 7	0- 0	0- 0	NON-CONFERENCE	0- 0	0- 1	3- 6				
2- 3	0- 0	0- 0	HOME	0- 0	0- 0	2- 3				
1- 4	0- 0	0- 0	AWAY	0- 0	0- 1	1- 3				
0- 0	0- 0	0- 0	NEUTRAL	0- 0	0- 0	0- 0				
3- 7	0- 0	0- 1	CONFERENCE	0- 2	0- 2	3- 2				
2- 3	0- 0	0- 1	HOME	0- 1	0- 1	2- 0				
1- 4	0- 0	0- 0	AWAY	0- 1	0- 1	1- 2				
0- 0	0- 0	0- 0	NEUTRAL	0- 0	0- 0	0- 0				

RPI S	Opponent	Score	RPI S	Opponent	Score	RPI S	Opponent	Score	RPI S	Opponent	Score	Team's RPI: 282
33	H James Madison	50 91	83	A Drexel	53 76	112	H Towson	61 77	119	A UNCW	49 71	
			89	H Northeastern	56 87	134	A Appalachian St.	66 80	155	A Delaware	50 74	
						165	A William & Mary	66 54	165	H William & Mary	79 77	
						198	A Elon	68 76	202	A George Mason	52 66	
						233	H Furman	67 70	251	A Campbell	65 66	
						254	H Hofstra	70 62	270	H Winthrop	64 71	
						289	A Wofford	58 78	291	H South Carolina St.	75 51	
						314	H Charleston So.	79 52	328	A Lipscomb	65 63	
						331	H Presbyterian	65 71				
LAST 12 Division I GAMES:												
165	H William & Mary	79 77	112	H Towson	61 77							
254	H Hofstra	70 62	165	A William & Mary	66 54							
89	H Northeastern	56 87	198	A Elon	68 76							
155	A Delaware	50 74	119	A UNCW	49 71							
83	A Drexel	53 76	202	A George Mason	52 66							
33	H James Madison	50 91	331	H Presbyterian	65 71							

Non-Div I Games: North Greenville 95 62

Col. of Charleston

■ Loss,
 ■ Non-Conf, S Site,
 ■ Home
 ■ Away
 N Neutral

Average RPI Win:	279	WON-LOST	WINNING	LAST 10	STRENGTH OF	OPP. STRENGTH	TEAM	ADJ.	CONF.	ADJ CONF.
Average RPI Loss:	161	RECORD	PCT. RANK	GAMES	SCHEDULE	OF SCHEDULE	RPI	RPI	RPI	RPI
DIV. I ONLY	9- 11	199	0- 1	245	301	228	228	19	19	
DIV. I NON-CONF.	4- 6	212	0- 0	303	343	283	283	22	22	
TOTALS	RPI 1-25	RPI 26-50	W-L RECORDS	RPI 51-100	RPI 101-150	RPI 150+				
9- 11	0- 0	0- 1	OVERALL	0- 3	0- 2	9- 5				
5- 4	0- 0	0- 1	HOME	0- 1	0- 0	5- 2				
4- 7	0- 0	0- 0	AWAY	0- 2	0- 2	4- 3				
0- 0	0- 0	0- 0	NEUTRAL	0- 0	0- 0	0- 0				
4- 6	0- 0	0- 0	NON-CONFERENCE	0- 1	0- 1	4- 4				
3- 1	0- 0	0- 0	HOME	0- 0	0- 0	3- 1				
1- 5	0- 0	0- 0	AWAY	0- 1	0- 1	1- 3				
0- 0	0- 0	0- 0	NEUTRAL	0- 0	0- 0	0- 0				
5- 5	0- 0	0- 1	CONFERENCE	0- 2	0- 1	5- 1				
2- 3	0- 0	0- 1	HOME	0- 1	0- 0	2- 1				
3- 2	0- 0	0- 0	AWAY	0- 1	0- 1	3- 0				
0- 0	0- 0	0- 0	NEUTRAL	0- 0	0- 0	0- 0				

RPI 1-25			RPI 26-50			RPI 51-100			RPI 101+ Team's RPI: 228		
RPI	S	Opponent	Score	RPI	S	Opponent	Score	RPI	S	Opponent	Score
				49	H	Bucknell	62 90	76	A	Yale	61 80
								94	A	American	57 76
								94	H	American	66 71
								102	A	Dayton	58 67
								139	A	Lehigh	58 86
								164	A	Boston U.	81 72
								202	A	George Mason	61 64
								213	A	Holy Cross	70 67
								214	H	Navy	49 62
								222	A	Niagara	69 74
								258	H	Columbia	84 71
								272	A	Siena	53 55
								285	H	Canisius	67 53
								295	A	Army West Point	70 58
								300	H	Loyola Maryland	73 64
								310	H	NJIT	53 71
								324	A	UMass Lowell	61 52
								325	H	Lafayette	60 49
								344	H	Fairleigh Dickinson	71 52
LAST 12 Division I GAMES:											
94	H	American	66 71	214	H	Navy	49 62				
295	A	Army West Point	70 58	325	H	Lafayette	60 49				
300	H	Loyola Maryland	73 64	94	A	American	57 76				
139	A	Lehigh	58 86	213	A	Holy Cross	70 67				
49	H	Bucknell	62 90	222	A	Niagara	69 74				
164	A	Boston U.	81 72	310	H	NJIT	53 71				

Non-Div I Games:

Colgate

Colorado

Through Games Of Feb. 8, 2019

Average RPI Win:	196	WON-LOST	WINNING	LAST 10	STRENGTH OF	OPP. STRENGTH	TEAM	ADJ.	CONF.	ADJ CONF.
Average RPI Loss:	48	RECORD	PCT. RANK	GAMES	SCHEDULE	OF SCHEDULE	RPI	RPI	RPI	RPI
DIV. I ONLY	10- 12	193	0- 1	57	46	142	142	2	2	
DIV. I NON-CONF.	10- 1	17	0- 0	212	159	44	44	2	2	
TOTALS	RPI 1-25	RPI 26-50	W-L RECORDS	RPI 51-100	RPI 101-150	RPI 150+				
10- 12	0- 4	1- 5	OVERALL	0- 1	2- 2	7- 0				
8- 6	0- 2	1- 3	HOME	0- 1	2- 0	5- 0				
1- 6	0- 2	0- 2	AWAY	0- 0	0- 2	1- 0				
1- 0	0- 0	0- 0	NEUTRAL	0- 0	0- 0	1- 0				
10- 1	0- 1	1- 0	NON-CONFERENCE	0- 0	2- 0	7- 0				
8- 0	0- 0	1- 0	HOME	0- 0	2- 0	5- 0				
1- 1	0- 1	0- 0	AWAY	0- 0	0- 0	1- 0				
1- 0	0- 0	0- 0	NEUTRAL	0- 0	0- 0	1- 0				
0- 11	0- 3	0- 5	CONFERENCE	0- 1	0- 2	0- 0				
0- 6	0- 2	0- 3	HOME	0- 1	0- 0	0- 0				
0- 5	0- 1	0- 2	AWAY	0- 0	0- 2	0- 0				
0- 0	0- 0	0- 0	NEUTRAL	0- 0	0- 0	0- 0				

RPI S Opponent Score	RPI S Opponent Score	RPI S Opponent Score	RPI S Opponent Score
4 H Stanford 69 80	28 H North Carolina 86 74	68 H Arizona 67 69	106 H Northern Colo. 77 69
5 A Oregon 43 102	30 H California 60 80		132 A Washington St. 48 74
17 H Arizona St. 70 76	32 A Oregon St. 65 89		133 H Pepperdine 80 65
21 A Miami (FL) 58 73	40 A Utah 59 78		140 A Washington 58 68
	40 H Utah 61 76		193 H Prairie View 79 38
	43 H UCLA 60 64		204 N Utah St. 78 68
			214 H Navy 59 43
			245 A Nevada 65 52
			248 H Colorado St. 59 40
			262 H Samford 81 39
			329 H San Jose St. 76 64
LAST 12 Division I GAMES:			
43 H UCLA 60 64	132 A Washington St. 48 74		
5 A Oregon 43 102	140 A Washington 58 68		
32 A Oregon St. 65 89	17 H Arizona St. 70 76		
30 H California 60 80	68 H Arizona 67 69		
4 H Stanford 69 80	40 H Utah 61 76		
40 A Utah 59 78	262 H Samford 81 39		

Non-Div I Games:

Colorado

Loss, Non-Conf, S Site, H Home A Away N Neutral

Average RPI Win:	237	WON-LOST	WINNING	LAST 10	STRENGTH OF	OPP. STRENGTH	TEAM	ADJ.	CONF.	ADJ CONF.
Average RPI Loss:	123	RECORD	PCT. RANK	GAMES	SCHEDULE	OF SCHEDULE	RPI	RPI	RPI	RPI
DIV. I ONLY	6- 13	269	0- 1	109	141	248	248	15	15	
DIV. I NON-CONF.	4- 5	190	0- 0	44	111	165	165	13	13	
TOTALS	RPI 1-25	RPI 26-50	W-L RECORDS	RPI 51-100	RPI 101-150	RPI 150+				
6- 13	0- 2	0- 1	OVERALL	0- 2	0- 4	6- 4				
6- 5	0- 1	0- 0	HOME	0- 0	0- 2	6- 2				
0- 8	0- 1	0- 1	AWAY	0- 2	0- 2	0- 2				
0- 0	0- 0	0- 0	NEUTRAL	0- 0	0- 0	0- 0				
4- 5	0- 2	0- 1	NON-CONFERENCE	0- 0	0- 2	4- 0				
4- 2	0- 1	0- 0	HOME	0- 0	0- 1	4- 0				
0- 3	0- 1	0- 1	AWAY	0- 0	0- 1	0- 0				
0- 0	0- 0	0- 0	NEUTRAL	0- 0	0- 0	0- 0				
2- 8	0- 0	0- 0	CONFERENCE	0- 2	0- 2	2- 4				
2- 3	0- 0	0- 0	HOME	0- 0	0- 1	2- 2				
0- 5	0- 0	0- 0	AWAY	0- 2	0- 1	0- 2				
0- 0	0- 0	0- 0	NEUTRAL	0- 0	0- 0	0- 0				

RPI 1-25				RPI 26-50				RPI 51-100				RPI 101+ Team's RPI: 248			
RPI	S	Opponent	Score	RPI	S	Opponent	Score	RPI	S	Opponent	Score	RPI	S	Opponent	Score
13	A	Gonzaga	39 50	39	A	BYU	42 51	52	A	New Mexico	58 70	106	H	Northern Colo.	47 53
17	H	Arizona St.	39 70					57	A	Boise St.	57 70	115	A	Fresno St.	54 57
												115	H	Fresno St.	55 66
												142	A	Colorado	40 59
												170	H	Denver	84 79
												204	H	Utah St.	53 72
												209	H	UNLV	52 49
												243	H	Northern Ariz.	65 54
												245	A	Nevada	57 68
												245	H	Nevada	38 62
												249	A	Air Force	48 63
												249	H	Air Force	55 48
												264	H	Cornell	56 53
												284	H	North Florida	61 59
LAST 12 Division I GAMES:															
245	A	Nevada	57 68	52	A	New Mexico	58 70								
249	H	Air Force	55 48	249	A	Air Force	48 63								
57	A	Boise St.	57 70	115	H	Fresno St.	55 66								
115	A	Fresno St.	54 57	209	H	UNLV	52 49								
245	H	Nevada	38 62	170	H	Denver	84 79								
204	H	Utah St.	53 72	39	A	BYU	42 51								

Non-Div I Games: Chadron St. 91 38 Eastern N.M. 72 46

Colorado St.

Loss, Non-Conf, S Site, H Home A Away N Neutral

Average RPI Win:	207	WON-LOST	WINNING	LAST 10	STRENGTH OF	OPP. STRENGTH	TEAM	ADJ.	CONF.	ADJ CONF.
Average RPI Loss:	179	RECORD	PCT. RANK	GAMES	SCHEDULE	OF SCHEDULE	RPI	RPI	RPI	RPI
DIV. I ONLY	6- 12	256	1- 0	191	222	258	258	11	11	
DIV. I NON-CONF.	4- 9	252	0- 0	236	271	269	269	11	11	
TOTALS	RPI 1-25	RPI 26-50	W-L RECORDS	RPI 51-100	RPI 101-150	RPI 150+				
6- 12	0- 0	0- 0	OVERALL	1- 2	0- 3	5- 7				
4- 5	0- 0	0- 0	HOME	1- 2	0- 1	3- 2				
2- 7	0- 0	0- 0	AWAY	0- 0	0- 2	2- 5				
0- 0	0- 0	0- 0	NEUTRAL	0- 0	0- 0	0- 0				
4- 9	0- 0	0- 0	NON-CONFERENCE	0- 0	0- 3	4- 6				
2- 3	0- 0	0- 0	HOME	0- 0	0- 1	2- 2				
2- 6	0- 0	0- 0	AWAY	0- 0	0- 2	2- 4				
0- 0	0- 0	0- 0	NEUTRAL	0- 0	0- 0	0- 0				
2- 3	0- 0	0- 0	CONFERENCE	1- 2	0- 0	1- 1				
2- 2	0- 0	0- 0	HOME	1- 2	0- 0	1- 0				
0- 1	0- 0	0- 0	AWAY	0- 0	0- 0	0- 1				
0- 0	0- 0	0- 0	NEUTRAL	0- 0	0- 0	0- 0				

RPI S	Opponent	Score	RPI S	Opponent	Score	RPI S	Opponent	Score	RPI S	Opponent	Score	Team's RPI: 258
						79	H Penn	60 72	108	A Boston College	60 74	
						85	H Harvard	75 65	109	H Houston	72 83	
						91	H Princeton	64 79	137	A Fordham	49 68	
									152	A Mercer	72 68	
									185	A Illinois	69 76	
									187	A Milwaukee	65 78	
									192	H Hampton	88 63	
									228	A Colgate	71 84	
									240	H Albany (NY)	58 62	
									250	H Cal St. Fullerton	58 61	
									254	A Hofstra	65 63	
									264	A Cornell	51 60	
									264	H Cornell	65 57	
									266	A Saint Joseph's	61 68	
									295	H Army West Point	70 49	
LAST 12 Division I GAMES:												
85	H Harvard	75 65	192	H Hampton	88 63							
79	H Penn	60 72	240	H Albany (NY)	58 62							
91	H Princeton	64 79	137	A Fordham	49 68							
264	H Cornell	65 57	250	H Cal St. Fullerton	58 61							
264	A Cornell	51 60	108	A Boston College	60 74							
152	A Mercer	72 68	266	A Saint Joseph's	61 68							

Non-Div I Games:

Columbia

■ Loss,
■ Non-Conf,
■ S Site,
■ H Home
■ A Away
N Neutral

Average RPI Win:	347	WON-LOST	WINNING	LAST 10	STRENGTH OF	OPP. STRENGTH	TEAM	ADJ.	CONF.	ADJ CONF.
Average RPI Loss:	179	RECORD	PCT. RANK	GAMES	SCHEDULE	OF SCHEDULE	RPI	RPI	RPI	RPI
DIV. I ONLY	2- 19	341	0- 1	146	336	315	315	32	32	
DIV. I NON-CONF.	0- 12	336	0- 0	11	199	225	225	32	32	
TOTALS	RPI 1-25	RPI 26-50	W-L RECORDS	RPI 51-100	RPI 101-150	RPI 150+				
2- 19	0- 2	0- 1	OVERALL	0- 4	0- 2	2- 10				
1- 6	0- 0	0- 0	HOME	0- 0	0- 0	1- 6				
1- 12	0- 2	0- 1	AWAY	0- 4	0- 1	1- 4				
0- 1	0- 0	0- 0	NEUTRAL	0- 0	0- 1	0- 0				
0- 12	0- 2	0- 1	NON-CONFERENCE	0- 4	0- 2	0- 3				
0- 1	0- 0	0- 0	HOME	0- 0	0- 0	0- 1				
0- 10	0- 2	0- 1	AWAY	0- 4	0- 1	0- 2				
0- 1	0- 0	0- 0	NEUTRAL	0- 0	0- 1	0- 0				
2- 7	0- 0	0- 0	CONFERENCE	0- 0	0- 0	2- 7				
1- 5	0- 0	0- 0	HOME	0- 0	0- 0	1- 5				
1- 2	0- 0	0- 0	AWAY	0- 0	0- 0	1- 2				
0- 0	0- 0	0- 0	NEUTRAL	0- 0	0- 0	0- 0				

RPI 1-25				RPI 26-50				RPI 51-100				RPI 101+ Team's RPI: 315			
RPI	S	Opponent	Score	RPI	S	Opponent	Score	RPI	S	Opponent	Score	RPI	S	Opponent	Score
7	A	Mississippi St.	38 110	36	A	Ohio	62 87	66	A	West Virginia	37 78	117	A	Minnesota	52 84
19	A	Maryland	36 93					67	A	FGCU	61 93	126	N	UAB	61 86
								74	A	Old Dominion	51 81	218	A	Marshall	67 88
								97	A	Virginia	41 55	222	A	Niagara	69 71
												231	A	N.C. A&T	42 66
												265	H	Bethune-Cookman	65 71
												273	H	Norfolk St.	63 68
												291	H	South Carolina St.	59 75
												299	H	UMBC	52 57
												303	H	Morgan St.	57 74
												343	A	N.C. Central	57 62
												345	A	Delaware St.	71 57
												348	H	Savannah St.	70 76
												349	H	Florida A&M	73 53
LAST 12 Division I GAMES:															
303	H	Morgan St.	57 74	273	H	Norfolk St.	63 68								
265	H	Bethune-Cookman	65 71	345	A	Delaware St.	71 57								
349	H	Florida A&M	73 53	348	H	Savannah St.	70 76								
231	A	N.C. A&T	42 66	74	A	Old Dominion	51 81								
343	A	N.C. Central	57 62	126	N	UAB	61 86								
291	H	South Carolina St.	59 75	67	A	FGCU	61 93								

Non-Div I Games:

Coppin St.

■ Loss,
 ■ Non-Conf,
 ■ S Site,
 ■ Home
 ■ A Away
 N Neutral

Average RPI Win: 270	WON-LOST	WINNING	LAST 10	STRENGTH OF	OPP. STRENGTH	TEAM	ADJ.	CONF.	ADJ CONF.
Average RPI Loss: 172	RECORD	PCT. RANK	GAMES	SCHEDULE	OF SCHEDULE	RPI	RPI	RPI	RPI
DIV. I ONLY	7- 9	210	0- 1	262	275	264	264	11	11
DIV. I NON-CONF.	6- 5	143	0- 0	291	327	205	205	11	11
TOTALS	RPI 1-25	RPI 26-50	W-L RECORDS	RPI 51-100	RPI 101-150	RPI 150+			
7- 9	0- 0	0- 0	OVERALL	0- 2	0- 2	7- 5			
6- 3	0- 0	0- 0	HOME	0- 2	0- 0	6- 1			
1- 6	0- 0	0- 0	AWAY	0- 0	0- 2	1- 4			
0- 0	0- 0	0- 0	NEUTRAL	0- 0	0- 0	0- 0			
6- 5	0- 0	0- 0	NON-CONFERENCE	0- 0	0- 2	6- 3			
5- 0	0- 0	0- 0	HOME	0- 0	0- 0	5- 0			
1- 5	0- 0	0- 0	AWAY	0- 0	0- 2	1- 3			
0- 0	0- 0	0- 0	NEUTRAL	0- 0	0- 0	0- 0			
1- 4	0- 0	0- 0	CONFERENCE	0- 2	0- 0	1- 2			
1- 3	0- 0	0- 0	HOME	0- 2	0- 0	1- 1			
0- 1	0- 0	0- 0	AWAY	0- 0	0- 0	0- 1			
0- 0	0- 0	0- 0	NEUTRAL	0- 0	0- 0	0- 0			

RPI S	Opponent	Score	RPI S	Opponent	Score	RPI S	Opponent	Score	RPI S	Opponent	Score	Team's RPI: 264
						79	H Penn	46 59	117	A Minnesota	45 65	
						91	H Princeton	46 75	139	A Lehigh	54 67	
									160	A Stony Brook	61 63	
									192	H Hampton	79 53	
									206	H St. Bonaventure	58 44	
									208	H Dartmouth	56 63	
									240	H Albany (NY)	48 34	
									244	A Binghamton	61 72	
									248	A Colorado St.	53 56	
									258	A Columbia	57 65	
									258	H Columbia	60 51	
									324	H UMass Lowell	63 54	
									325	A Lafayette	62 59	
									345	H Delaware St.	94 59	
LAST 12 Division I GAMES:												
208	H Dartmouth	56 63	192	H Hampton	79 53							
91	H Princeton	46 75	325	A Lafayette	62 59							
79	H Penn	46 59	345	H Delaware St.	94 59							
258	A Columbia	57 65	160	A Stony Brook	61 63							
258	H Columbia	60 51	139	A Lehigh	54 67							
206	H St. Bonaventure	58 44	248	A Colorado St.	53 56							

Non-Div I Games:

Cornell

■ Loss,
 ■ Non-Conf,
 S Site,
 ■ Home
 ■ Away
 N Neutral

Creighton

Through Games Of Feb. 8, 2019

Average RPI Win:	171	WON-LOST	WINNING	LAST 10	STRENGTH OF	OPP. STRENGTH	TEAM	ADJ.	CONF.	ADJ CONF.
Average RPI Loss:	57	RECORD	PCT. RANK	GAMES	SCHEDULE	OF SCHEDULE	RPI	RPI	RPI	RPI
DIV. I ONLY	10- 13	213	0- 1	56	35	120	120	6	6	
DIV. I NON-CONF.	6- 5	143	0- 0	97	53	92	92	4	4	
TOTALS	RPI 1-25	RPI 26-50	W-L RECORDS	RPI 51-100	RPI 101-150	RPI 150+				
10- 13	0- 3	1- 5	OVERALL	1- 3	3- 2	5- 0				
4- 6	0- 1	0- 3	HOME	1- 1	1- 1	2- 0				
4- 7	0- 2	1- 2	AWAY	0- 2	1- 1	2- 0				
2- 0	0- 0	0- 0	NEUTRAL	0- 0	1- 0	1- 0				
6- 5	0- 2	0- 2	NON-CONFERENCE	0- 1	2- 0	4- 0				
2- 2	0- 1	0- 1	HOME	0- 0	1- 0	1- 0				
2- 3	0- 1	0- 1	AWAY	0- 1	0- 0	2- 0				
2- 0	0- 0	0- 0	NEUTRAL	0- 0	1- 0	1- 0				
4- 8	0- 1	1- 3	CONFERENCE	1- 2	1- 2	1- 0				
2- 4	0- 0	0- 2	HOME	1- 1	0- 1	1- 0				
2- 4	0- 1	1- 1	AWAY	0- 1	1- 1	0- 0				
0- 0	0- 0	0- 0	NEUTRAL	0- 0	0- 0	0- 0				

RPI 1-25				RPI 26-50				RPI 51-100				RPI 101+ Team's RPI: 120			
RPI	S	Opponent	Score	RPI	S	Opponent	Score	RPI	S	Opponent	Score	RPI	S	Opponent	Score
9	A	Marquette	67 85	27	A	South Dakota St.	48 74	82	A	UNI	55 65	104	H	Nebraska	74 65
18	A	Florida St.	52 71	35	A	DePaul	85 82	90	A	Georgetown	53 62	111	A	Seton Hall	75 82
22	H	Drake	69 85	37	H	South Dakota	65 77	90	H	Georgetown	65 38	118	A	St. John's (NY)	65 63
				41	A	Villanova	62 67	96	H	Providence	63 77	118	H	St. John's (NY)	45 51
				41	H	Villanova	52 54					135	N	South Fla.	83 76
				45	H	Butler	43 75					169	H	Xavier	66 62
												175	N	Vanderbilt	75 55
												256	A	Wichita St.	83 71
												308	H	Omaha	66 51
												319	A	North Dakota St.	86 51
LAST 12 Division I GAMES:															
118	H	St. John's (NY)	45 51	118	A	St. John's (NY)	65 63								
41	A	Villanova	62 67	111	A	Seton Hall	75 82								
90	A	Georgetown	53 62	90	H	Georgetown	65 38								
96	H	Providence	63 77	41	H	Villanova	52 54								
45	H	Butler	43 75	9	A	Marquette	67 85								
169	H	Xavier	66 62	35	A	DePaul	85 82								

Non-Div I Games:

Creighton

Loss, Non-Conf, S Site, H Home A Away N Neutral

Average RPI Win:	270	WON-LOST	WINNING	LAST 10	STRENGTH OF	OPP. STRENGTH	TEAM	ADJ.	CONF.	ADJ CONF.
Average RPI Loss:	137	RECORD	PCT. RANK	GAMES	SCHEDULE	OF SCHEDULE	RPI	RPI	RPI	RPI
DIV. I ONLY	9- 9	159	0- 1	293	187	208	208	11	11	
DIV. I NON-CONF.	7- 6	153	0- 1	311	243	246	246	11	11	
TOTALS	RPI 1-25	RPI 26-50	W-L RECORDS	RPI 51-100	RPI 101-150	RPI 150+				
9- 9	0- 1	0- 0	OVERALL	0- 4	0- 1	9- 3				
5- 2	0- 1	0- 0	HOME	0- 1	0- 0	5- 0				
4- 5	0- 0	0- 0	AWAY	0- 2	0- 1	4- 2				
0- 2	0- 0	0- 0	NEUTRAL	0- 1	0- 0	0- 1				
7- 6	0- 1	0- 0	NON-CONFERENCE	0- 1	0- 1	7- 3				
5- 1	0- 1	0- 0	HOME	0- 0	0- 0	5- 0				
2- 3	0- 0	0- 0	AWAY	0- 0	0- 1	2- 2				
0- 2	0- 0	0- 0	NEUTRAL	0- 1	0- 0	0- 1				
2- 3	0- 0	0- 0	CONFERENCE	0- 3	0- 0	2- 0				
0- 1	0- 0	0- 0	HOME	0- 1	0- 0	0- 0				
2- 2	0- 0	0- 0	AWAY	0- 2	0- 0	2- 0				
0- 0	0- 0	0- 0	NEUTRAL	0- 0	0- 0	0- 0				

RPI 1-25				RPI 26-50				RPI 51-100				RPI 101+ Team's RPI: 208			
RPI	S	Opponent	Score	RPI	S	Opponent	Score	RPI	S	Opponent	Score	RPI	S	Opponent	Score
24	H	Buffalo	69 75					56	N	Middle Tenn.	58 70	108	A	Boston College	68 99
								76	A	Yale	49 64	164	H	Boston U.	64 44
								85	A	Harvard	46 56	227	A	Brown	81 61
								85	H	Harvard	57 73	244	H	Binghamton	63 39
												250	A	Cal St. Fullerton	62 67
												253	A	San Diego	76 78
												264	A	Cornell	63 56
												271	A	Vermont	66 42
												297	N	UC Santa Barbara	56 62
												300	H	Loyola Maryland	54 41
												312	H	Fairfield	59 46
												324	H	UMass Lowell	70 54
												326	A	New Hampshire	62 42
LAST 12 Division I GAMES:															
297	N	UC Santa Barbara	56 62	244	H	Binghamton	63 39								
264	A	Cornell	63 56	108	A	Boston College	68 99								
76	A	Yale	49 64	326	A	New Hampshire	62 42								
227	A	Brown	81 61	24	H	Buffalo	69 75								
85	H	Harvard	57 73	324	H	UMass Lowell	70 54								
85	A	Harvard	46 56	312	H	Fairfield	59 46								

Non-Div I Games:

Dartmouth

■ Loss,
■ Non-Conf,
■ S Site,
■ H Home
■ A Away
N Neutral

Davidson

Through Games Of Feb. 8, 2019

Average RPI Win:	202	WON-LOST	WINNING	LAST 10	STRENGTH OF	OPP. STRENGTH	TEAM	ADJ.	CONF.	ADJ CONF.
Average RPI Loss:	168	RECORD	PCT. RANK	GAMES	SCHEDULE	OF SCHEDULE	RPI	RPI	RPI	RPI
DIV. I ONLY	12- 9	133	0- 1	224	153	149	149	17	17	
DIV. I NON-CONF.	5- 7	206	0- 0	173	154	183	183	16	16	
TOTALS	RPI 1-25	RPI 26-50	W-L RECORDS	RPI 51-100	RPI 101-150	RPI 150+				
12- 9	0- 1	1- 0	OVERALL	0- 1	2- 1	9- 6				
6- 2	0- 0	0- 0	HOME	0- 0	1- 1	5- 1				
6- 7	0- 1	1- 0	AWAY	0- 1	1- 0	4- 5				
0- 0	0- 0	0- 0	NEUTRAL	0- 0	0- 0	0- 0				
5- 7	0- 1	1- 0	NON-CONFERENCE	0- 1	1- 1	3- 4				
3- 1	0- 0	0- 0	HOME	0- 0	1- 1	2- 0				
2- 6	0- 1	1- 0	AWAY	0- 1	0- 0	1- 4				
0- 0	0- 0	0- 0	NEUTRAL	0- 0	0- 0	0- 0				
7- 2	0- 0	0- 0	CONFERENCE	0- 0	1- 0	6- 2				
3- 1	0- 0	0- 0	HOME	0- 0	0- 0	3- 1				
4- 1	0- 0	0- 0	AWAY	0- 0	1- 0	3- 1				
0- 0	0- 0	0- 0	NEUTRAL	0- 0	0- 0	0- 0				

RPI 1-25				RPI 26-50				RPI 51-100				RPI 101+ Team's RPI: 149			
RPI	S	Opponent	Score	RPI	S	Opponent	Score	RPI	S	Opponent	Score	RPI	S	Opponent	Score
10	A	NC State	45 75	46	A	Clemson	90 80	91	A	Princeton	57 65	125	H	High Point	71 62
												134	H	Appalachian St.	78 81
												137	A	Fordham	60 56
												158	A	Duquesne	62 47
												165	H	William & Mary	76 65
												167	A	Charlotte	66 78
												194	A	George Washington	62 42
												195	A	UNC Asheville	56 69
												197	H	Massachusetts	58 70
												198	A	Elon	72 73
												202	H	George Mason	67 59
												216	A	Rhode Island	77 67
												257	A	Gardner-Webb	49 54
												260	H	Richmond	78 55
												266	A	Saint Joseph's	54 66
												280	H	La Salle	80 61
												314	A	Charleston So.	72 34
												331	H	Presbyterian	83 56
LAST 12 Division I GAMES:															
266	A	Saint Joseph's	54 66	216	A	Rhode Island	77 67								
280	H	La Salle	80 61	158	A	Duquesne	62 47								
194	A	George Washington	62 42	202	H	George Mason	67 59								
137	A	Fordham	60 56	10	A	NC State	45 75								
197	H	Massachusetts	58 70	167	A	Charlotte	66 78								
260	H	Richmond	78 55	331	H	Presbyterian	83 56								

Non-Div I Games: Queens (NC) 80 47

Davidson

■ Loss,
 ■ Non-Conf, S Site,
 ■ Home
 ■ Away
 N Neutral

Average RPI Win:	191	WON-LOST	WINNING	LAST 10	STRENGTH OF	OPP. STRENGTH	TEAM	ADJ.	CONF.	ADJ CONF.
Average RPI Loss:	84	RECORD	PCT. RANK	GAMES	SCHEDULE	OF SCHEDULE	RPI	RPI	RPI	RPI
DIV. I ONLY	12- 8	120	1- 0	113	90	102	102	17	17	
DIV. I NON-CONF.	5- 6	177	0- 0	19	41	79	79	16	16	
TOTALS	RPI 1-25	RPI 26-50	W-L RECORDS	RPI 51-100	RPI 101-150	RPI 150+				
12- 8	1- 2	1- 1	OVERALL	1- 3	1- 0	8- 2				
9- 1	1- 0	0- 0	HOME	1- 1	1- 0	6- 0				
2- 6	0- 2	0- 1	AWAY	0- 1	0- 0	2- 2				
1- 1	0- 0	1- 0	NEUTRAL	0- 1	0- 0	0- 0				
5- 6	1- 2	1- 1	NON-CONFERENCE	1- 3	0- 0	2- 0				
4- 1	1- 0	0- 0	HOME	1- 1	0- 0	2- 0				
0- 4	0- 2	0- 1	AWAY	0- 1	0- 0	0- 0				
1- 1	0- 0	1- 0	NEUTRAL	0- 1	0- 0	0- 0				
7- 2	0- 0	0- 0	CONFERENCE	0- 0	1- 0	6- 2				
5- 0	0- 0	0- 0	HOME	0- 0	1- 0	4- 0				
2- 2	0- 0	0- 0	AWAY	0- 0	0- 0	2- 2				
0- 0	0- 0	0- 0	NEUTRAL	0- 0	0- 0	0- 0				

RPI S	Opponent	Score	RPI S	Opponent	Score	RPI S	Opponent	Score	RPI S	Opponent	Score	Team's RPI: 102
16	A South Carolina	55 65	33	A James Madison	55 68	61	N Virginia Tech	57 69	137	H Fordham	72 50	
19	A Maryland	71 82	50	N Georgia Tech	85 66	72	A Green Bay	35 51	190	A Saint Louis	65 68	
24	H Buffalo	72 59				86	H Toledo	70 49	194	A George Washington	45 46	
						89	H Northeastern	79 84	197	H Massachusetts	75 47	
									206	A St. Bonaventure	62 49	
									216	A Rhode Island	74 62	
									228	H Colgate	67 58	
									260	H Richmond	71 50	
									266	H Saint Joseph's	72 65	
									280	H La Salle	84 45	
									338	H Evansville	69 30	
LAST 12 Division I GAMES:												
260	H Richmond	71 50	194	A George Washington	45 46							
216	A Rhode Island	74 62	197	H Massachusetts	75 47							
266	H Saint Joseph's	72 65	280	H La Salle	84 45							
190	A Saint Louis	65 68	50	N Georgia Tech	85 66							
137	H Fordham	72 50	61	N Virginia Tech	57 69							
206	A St. Bonaventure	62 49	338	H Evansville	69 30							

Non-Div I Games:

Dayton

■ Loss,
 ■ Non-Conf,
 ■ S Site,
 ■ H Home
 ■ A Away
 N Neutral

Average RPI Win:	132	WON-LOST	WINNING	LAST 10	STRENGTH OF	OPP. STRENGTH	TEAM	ADJ.	CONF.	ADJ CONF.
Average RPI Loss:	38	RECORD	PCT. RANK	GAMES	SCHEDULE	OF SCHEDULE	RPI	RPI	RPI	RPI
DIV. I ONLY	16- 7	76	1- 0	43	13	35	35	6	6	
DIV. I NON-CONF.	9- 3	61	0- 0	113	10	46	46	4	4	
TOTALS	RPI 1-25	RPI 26-50	W-L RECORDS	RPI 51-100	RPI 101-150	RPI 150+				
16- 7	0- 5	3- 0	OVERALL	6- 0	1- 2	6- 0				
8- 4	0- 2	1- 0	HOME	3- 0	1- 2	3- 0				
6- 2	0- 2	2- 0	AWAY	1- 0	0- 0	3- 0				
2- 1	0- 1	0- 0	NEUTRAL	2- 0	0- 0	0- 0				
9- 3	0- 3	0- 0	NON-CONFERENCE	4- 0	0- 0	5- 0				
5- 1	0- 1	0- 0	HOME	2- 0	0- 0	3- 0				
2- 1	0- 1	0- 0	AWAY	0- 0	0- 0	2- 0				
2- 1	0- 1	0- 0	NEUTRAL	2- 0	0- 0	0- 0				
7- 4	0- 2	3- 0	CONFERENCE	2- 0	1- 2	1- 0				
3- 3	0- 1	1- 0	HOME	1- 0	1- 2	0- 0				
4- 1	0- 1	2- 0	AWAY	1- 0	0- 0	1- 0				
0- 0	0- 0	0- 0	NEUTRAL	0- 0	0- 0	0- 0				

RPI 1-25				RPI 26-50				Team's RPI: 35	RPI 51-100				RPI 101+			
RPI	S	Opponent	Score	RPI	S	Opponent	Score		RPI	S	Opponent	Score	RPI	S	Opponent	Score
1	H	Notre Dame	77 101	41	A	Villanova	66 59		54	N	Kansas St.	79 59	111	H	Seton Hall	73 84
6	A	UConn	63 99	41	H	Villanova	93 70		72	H	Green Bay	73 64	118	H	St. John's (NY)	73 64
8	N	Syracuse	81 83	45	A	Butler	86 78		80	H	Northwestern	76 60	120	H	Creighton	82 85
9	A	Marquette	63 96						90	A	Georgetown	69 64	151	A	Oklahoma	87 76
9	H	Marquette	87 93						91	N	Princeton	82 67	169	A	Xavier	73 71
									96	H	Providence	88 62	178	H	Temple	102 88
													246	A	Loyola Chicago	102 76
													290	H	Tennessee St.	95 73
													348	H	Savannah St.	124 61
LAST 12 Division I GAMES:																
41	H	Villanova	93 70	41	A	Villanova	66 59		90	A	Georgetown	69 64				
9	H	Marquette	87 93	9	A	Marquette	63 96		96	H	Providence	88 62				
169	A	Xavier	73 71	45	A	Butler	86 78		120	H	Creighton	82 85				
45	A	Butler	86 78	111	H	Seton Hall	73 84		246	A	Loyola Chicago	102 76				
118	H	St. John's (NY)	73 64													

Non-Div I Games:

DePaul

■ Loss,
 ■ Non-Conf, S Site,
 ■ Home
 ■ Away
 N Neutral

Delaware

Through Games Of Feb. 8, 2019

Average RPI Win:	240	WON-LOST	WINNING	LAST 10	STRENGTH OF	OPP. STRENGTH	TEAM	ADJ.	CONF.	ADJ CONF.
Average RPI Loss:	98	RECORD	PCT. RANK	GAMES	SCHEDULE	OF SCHEDULE	RPI	RPI	RPI	RPI
DIV. I ONLY	10- 11	179	1- 0	88	213	155	155	10	10	
DIV. I NON-CONF.	5- 7	206	1- 0	119	296	191	191	10	10	
TOTALS	RPI 1-25	RPI 26-50	W-L RECORDS	RPI 51-100	RPI 101-150	RPI 150+				
10- 11	0- 2	0- 1	OVERALL	0- 3	1- 3	9- 2				
4- 5	0- 2	0- 1	HOME	0- 1	1- 1	3- 0				
4- 4	0- 0	0- 0	AWAY	0- 2	0- 0	4- 2				
2- 2	0- 0	0- 0	NEUTRAL	0- 0	0- 2	2- 0				
5- 7	0- 2	0- 0	NON-CONFERENCE	0- 1	0- 2	5- 2				
2- 2	0- 2	0- 0	HOME	0- 0	0- 0	2- 0				
1- 3	0- 0	0- 0	AWAY	0- 1	0- 0	1- 2				
2- 2	0- 0	0- 0	NEUTRAL	0- 0	0- 2	2- 0				
5- 4	0- 0	0- 1	CONFERENCE	0- 2	1- 1	4- 0				
2- 3	0- 0	0- 1	HOME	0- 1	1- 1	1- 0				
3- 1	0- 0	0- 0	AWAY	0- 1	0- 0	3- 0				
0- 0	0- 0	0- 0	NEUTRAL	0- 0	0- 0	0- 0				

RPI 1-25				RPI 26-50				RPI 51-100				RPI 101+ Team's RPI: 155			
RPI	S	Opponent	Score	RPI	S	Opponent	Score	RPI	S	Opponent	Score	RPI	S	Opponent	Score
14	H	UCF	60 71	33	H	James Madison	43 68	82	A	UNI	67 79	112	H	Towson	48 56
19	H	Maryland	53 77					83	H	Drexel	40 57	119	H	UNCW	65 53
								89	A	Northeastern	62 75	138	N	Montana St.	60 69
												145	N	Bradley	47 59
												164	A	Boston U.	61 72
												165	A	William & Mary	70 59
												184	N	Nicholls St.	71 56
												198	A	Elon	74 63
												202	A	George Mason	46 72
												254	A	Hofstra	78 59
												257	H	Gardner-Webb	69 45
												266	H	Saint Joseph's	48 39
												282	H	Col. of Charleston	74 50
												325	N	Lafayette	65 47
												345	A	Delaware St.	85 77
LAST 12 Division I GAMES:															
325	N	Lafayette	65 47	89	A	Northeastern	62 75								
184	N	Nicholls St.	71 56	254	A	Hofstra	78 59								
198	A	Elon	74 63	83	H	Drexel	40 57								
165	A	William & Mary	70 59	112	H	Towson	48 56								
282	H	Col. of Charleston	74 50	33	H	James Madison	43 68								
119	H	UNCW	65 53	266	H	Saint Joseph's	48 39								

Non-Div I Games:

Delaware

Loss, Non-Conf, S Site, H Home A Away N Neutral

Average RPI Win:	346	WON-LOST	WINNING	LAST 10	STRENGTH OF	OPP. STRENGTH	TEAM	ADJ.	CONF.	ADJ CONF.
Average RPI Loss:	213	RECORD	PCT. RANK	GAMES	SCHEDULE	OF SCHEDULE	RPI	RPI	RPI	RPI
DIV. I ONLY	2- 16	334	0- 1	296	346	345	345	32	32	
DIV. I NON-CONF.	0- 9	336	0- 0	125	252	326	326	32	32	
TOTALS	RPI 1-25	RPI 26-50	W-L RECORDS	RPI 51-100	RPI 101-150	RPI 150+				
2- 16	0- 0	0- 1	OVERALL	0- 0	0- 2	2- 13				
2- 5	0- 0	0- 1	HOME	0- 0	0- 0	2- 4				
0- 11	0- 0	0- 0	AWAY	0- 0	0- 2	0- 9				
0- 0	0- 0	0- 0	NEUTRAL	0- 0	0- 0	0- 0				
0- 9	0- 0	0- 1	NON-CONFERENCE	0- 0	0- 2	0- 6				
0- 2	0- 0	0- 1	HOME	0- 0	0- 0	0- 1				
0- 7	0- 0	0- 0	AWAY	0- 0	0- 2	0- 5				
0- 0	0- 0	0- 0	NEUTRAL	0- 0	0- 0	0- 0				
2- 7	0- 0	0- 0	CONFERENCE	0- 0	0- 0	2- 7				
2- 3	0- 0	0- 0	HOME	0- 0	0- 0	2- 3				
0- 4	0- 0	0- 0	AWAY	0- 0	0- 0	0- 4				
0- 0	0- 0	0- 0	NEUTRAL	0- 0	0- 0	0- 0				

RPI 1-25			RPI 26-50			RPI 51-100			RPI 101+			Team's RPI: 345
RPI	S	Opponent	Score	RPI	S	Opponent	Score	RPI	S	Opponent	Score	
				33	H	James Madison	57 103					
								113	A	VCU	55 97	
								118	A	St. John's (NY)	44 82	
								155	H	Delaware	77 85	
								169	A	Xavier	59 80	
								178	A	Temple	61 75	
								215	A	Robert Morris	63 64	
								218	A	Marshall	63 75	
								221	A	Howard	62 78	
								231	H	N.C. A&T	47 67	
								264	A	Cornell	59 94	
								265	A	Bethune-Cookman	55 67	
								273	A	Norfolk St.	50 63	
								291	H	South Carolina St.	60 63	
								315	H	Coppin St.	57 71	
								343	H	N.C. Central	71 61	
								348	H	Savannah St.	66 58	
								349	A	Florida A&M	52 57	
LAST 12 Division I GAMES:												
				291	H	South Carolina St.	60 63					
				348	H	Savannah St.	66 58					
				221	A	Howard	62 78					
				349	A	Florida A&M	52 57					
				265	A	Bethune-Cookman	55 67					
				343	H	N.C. Central	71 61					
				231	H	N.C. A&T	47 67					
				315	H	Coppin St.	57 71					
				273	A	Norfolk St.	50 63					
				113	A	VCU	55 97					
				218	A	Marshall	63 75					
				215	A	Robert Morris	63 64					

Non-Div I Games: Post 65 53 Cheyney 79 59

Delaware St.

■ Loss,
 ■ Non-Conf,
 ■ S Site,
 ■ H Home
 ■ A Away
 N Neutral

Average RPI Win:	190	WON-LOST	WINNING	LAST 10	STRENGTH OF	OPP. STRENGTH	TEAM	ADJ.	CONF.	ADJ CONF.
Average RPI Loss:	157	RECORD	PCT. RANK	GAMES	SCHEDULE	OF SCHEDULE	RPI	RPI	RPI	RPI
DIV. I ONLY	12- 11	155	0- 1	193	152	170	170	18	18	
DIV. I NON-CONF.	7- 6	153	0- 0	169	140	157	157	18	18	
TOTALS	RPI 1-25	RPI 26-50	W-L RECORDS	RPI 51-100	RPI 101-150	RPI 150+				
12- 11	0- 0	1- 2	OVERALL	3- 1	0- 2	8- 6				
10- 2	0- 0	1- 1	HOME	3- 0	0- 0	6- 1				
2- 9	0- 0	0- 1	AWAY	0- 1	0- 2	2- 5				
0- 0	0- 0	0- 0	NEUTRAL	0- 0	0- 0	0- 0				
7- 6	0- 0	0- 0	NON-CONFERENCE	3- 1	0- 2	4- 3				
6- 1	0- 0	0- 0	HOME	3- 0	0- 0	3- 1				
1- 5	0- 0	0- 0	AWAY	0- 1	0- 2	1- 2				
0- 0	0- 0	0- 0	NEUTRAL	0- 0	0- 0	0- 0				
5- 5	0- 0	1- 2	CONFERENCE	0- 0	0- 0	4- 3				
4- 1	0- 0	1- 1	HOME	0- 0	0- 0	3- 0				
1- 4	0- 0	0- 1	AWAY	0- 0	0- 0	1- 3				
0- 0	0- 0	0- 0	NEUTRAL	0- 0	0- 0	0- 0				

RPI S	Opponent	Score	RPI S	Opponent	Score	RPI S	Opponent	Score	RPI S	Opponent	Score	Team's RPI: 170
27	A South Dakota St.	59 76	27	H South Dakota St.	67 83	51	A Wyoming	74 78	104	A Nebraska	71 96	
37	H South Dakota	104 99				59	H Lamar University	117 110	106	A Northern Colo.	66 74	
						94	H American	83 54	163	A New Mexico St.	64 66	
						100	H Loyola Marymount	104 75	179	A Oral Roberts	66 74	
									179	H Oral Roberts	93 76	
									206	H St. Bonaventure	76 62	
									220	H UMKC	92 75	
									223	A Western Ill.	78 87	
									230	H North Dakota	87 66	
									248	A Colorado St.	79 84	
									249	H Air Force	92 66	
									262	H Samford	83 87	
									274	A Southern Utah	71 70	
									308	A Omaha	95 68	
									319	H North Dakota St.	81 54	
									334	A Purdue Fort Wayne	55 70	
LAST 12 Division I GAMES:												
179	A Oral Roberts	66 74	230	H North Dakota	87 66							
27	H South Dakota St.	67 83	37	H South Dakota	104 99							
334	A Purdue Fort Wayne	55 70	223	A Western Ill.	78 87							
179	H Oral Roberts	93 76	308	A Omaha	95 68							
319	H North Dakota St.	81 54	248	A Colorado St.	79 84							
27	A South Dakota St.	59 76	262	H Samford	83 87							

Non-Div I Games:

Denver

■ Loss,
 ■ Non-Conf,
 ■ S Site,
 ■ H Home
 ■ A Away
 N Neutral

Detroit Mercy

Through Games Of Feb. 8, 2019

Average RPI Win:	323	WON-LOST	WINNING	LAST 10	STRENGTH OF	OPP. STRENGTH	TEAM	ADJ.	CONF.	ADJ CONF.
Average RPI Loss:	179	RECORD	PCT. RANK	GAMES	SCHEDULE	OF SCHEDULE	RPI	RPI	RPI	RPI
DIV. I ONLY	2- 19	341	0- 1	261	217	330	330	20	20	
DIV. I NON-CONF.	1- 9	326	0- 0	265	211	324	324	17	17	
TOTALS	RPI 1-25	RPI 26-50	W-L RECORDS	RPI 51-100	RPI 101-150	RPI 150+				
2- 19	0- 0	0- 0	OVERALL	0- 6	0- 3	2- 10				
0- 7	0- 0	0- 0	HOME	0- 2	0- 1	0- 4				
2- 12	0- 0	0- 0	AWAY	0- 4	0- 2	2- 6				
0- 0	0- 0	0- 0	NEUTRAL	0- 0	0- 0	0- 0				
1- 9	0- 0	0- 0	NON-CONFERENCE	0- 4	0- 0	1- 5				
0- 3	0- 0	0- 0	HOME	0- 1	0- 0	0- 2				
1- 6	0- 0	0- 0	AWAY	0- 3	0- 0	1- 3				
0- 0	0- 0	0- 0	NEUTRAL	0- 0	0- 0	0- 0				
1- 10	0- 0	0- 0	CONFERENCE	0- 2	0- 3	1- 5				
0- 4	0- 0	0- 0	HOME	0- 1	0- 1	0- 2				
1- 6	0- 0	0- 0	AWAY	0- 1	0- 2	1- 3				
0- 0	0- 0	0- 0	NEUTRAL	0- 0	0- 0	0- 0				

RPI S	Opponent	Score	RPI S	Opponent	Score	RPI S	Opponent	Score	RPI S	Opponent	Score	Team's RPI: 330
						55	H Miami (OH)	59 78	124	A IUPUI	47 82	
						60	A Michigan	62 95	131	A Youngstown St.	45 91	
						72	H Green Bay	40 65	131	H Youngstown St.	59 85	
						78	A Wright St.	59 78	183	A Eastern Mich.	53 60	
						86	A Toledo	60 77	187	H Milwaukee	44 62	
						99	A Ohio St.	41 55	237	A Bowling Green	73 79	
									246	A Loyola Chicago	43 52	
									268	A Cleveland St.	51 67	
									268	H Cleveland St.	49 67	
									277	A Northern Ky.	56 68	
									281	H Western Mich.	44 54	
									306	A Oakland	67 74	
									308	H Omaha	42 51	
									313	A Manhattan	58 56	
									333	A UIC	42 36	
LAST 12 Division I GAMES:												
			131	A Youngstown St.	45 91	333	A UIC	42 36				
			268	A Cleveland St.	51 67	124	A IUPUI	47 82				
			78	A Wright St.	59 78	306	A Oakland	67 74				
			277	A Northern Ky.	56 68	268	H Cleveland St.	49 67				
			187	H Milwaukee	44 62	131	H Youngstown St.	59 85				
			72	H Green Bay	40 65	86	A Toledo	60 77				

Non-Div I Games: Mich.-Dearborn 68 60

Detroit Mercy

Loss, Non-Conf, S Site, H Home A Away N Neutral

Drake

Through Games Of Feb. 8, 2019

Average RPI Win:	161	WON-LOST	WINNING	LAST 10	STRENGTH OF	OPP. STRENGTH	TEAM	ADJ.	CONF.	ADJ CONF.
Average RPI Loss:	22	RECORD	PCT. RANK	GAMES	SCHEDULE	OF SCHEDULE	RPI	RPI	RPI	RPI
DIV. I ONLY	16- 5	47	1- 0	42	69	22	22	13	13	
DIV. I NON-CONF.	7- 4	109	1- 0	7	2	12	12	14	14	
TOTALS	RPI 1-25	RPI 26-50	W-L RECORDS	RPI 51-100	RPI 101-150	RPI 150+				
16- 5	2- 3	1- 1	OVERALL	1- 1	4- 0	8- 0				
5- 2	0- 1	1- 0	HOME	0- 1	1- 0	3- 0				
9- 2	0- 1	0- 1	AWAY	1- 0	3- 0	5- 0				
2- 1	2- 1	0- 0	NEUTRAL	0- 0	0- 0	0- 0				
7- 4	2- 3	1- 1	NON-CONFERENCE	0- 0	3- 0	1- 0				
2- 1	0- 1	1- 0	HOME	0- 0	1- 0	0- 0				
3- 2	0- 1	0- 1	AWAY	0- 0	2- 0	1- 0				
2- 1	2- 1	0- 0	NEUTRAL	0- 0	0- 0	0- 0				
9- 1	0- 0	0- 0	CONFERENCE	1- 1	1- 0	7- 0				
3- 1	0- 0	0- 0	HOME	0- 1	0- 0	3- 0				
6- 0	0- 0	0- 0	AWAY	1- 0	1- 0	4- 0				
0- 0	0- 0	0- 0	NEUTRAL	0- 0	0- 0	0- 0				

RPI	S	Opponent	Score
1	N	Notre Dame	64 82
11	A	Iowa St.	81 86
12	H	Iowa	82 91
15	N	Rutgers	69 59
16	N	South Carolina	90 85

RPI	S	Opponent	Score
27	A	South Dakota St.	71 80
37	H	South Dakota	76 64

RPI	S	Opponent	Score
58	H	Missouri St.	79 85
82	A	UNI	88 64

RPI	S	Opponent	Score
104	A	Nebraska	83 77
120	A	Creighton	85 69
143	H	CSUN	73 63
145	A	Bradley	92 63
162	H	Southern Ill.	94 66
171	A	Indiana St.	70 68
191	A	Illinois St.	82 64
223	A	Western Ill.	98 71
246	H	Loyola Chicago	69 60
292	A	Valparaiso	88 62
292	H	Valparaiso	84 53
338	A	Evansville	78 47

LAST 12 Division I GAMES:

16	N	South Carolina	90 85	171	A	Indiana St.	70 68
1	N	Notre Dame	64 82	82	A	UNI	88 64
292	A	Valparaiso	88 62	292	H	Valparaiso	84 53
162	H	Southern Ill.	94 66	246	H	Loyola Chicago	69 60
58	H	Missouri St.	79 85	191	A	Illinois St.	82 64
338	A	Evansville	78 47	145	A	Bradley	92 63

Non-Div I Games: Clarke 91 43

Drake

■ Loss,
 ■ Non-Conf, S Site,
 ■ Home
 ■ Away
 N Neutral

Average RPI Win:	215	WON-LOST	WINNING	LAST 10	STRENGTH OF	OPP. STRENGTH	TEAM	ADJ.	CONF.	ADJ CONF.
Average RPI Loss:	73	RECORD	PCT. RANK	GAMES	SCHEDULE	OF SCHEDULE	RPI	RPI	RPI	RPI
DIV. I ONLY	15- 5	50	1- 0	138	181	83	83	10	10	
DIV. I NON-CONF.	8- 3	72	1- 0	163	256	101	101	10	10	
TOTALS	RPI 1-25	RPI 26-50	W-L RECORDS	RPI 51-100	RPI 101-150	RPI 150+				
15- 5	0- 0	1- 1	OVERALL	1- 3	1- 1	12- 0				
5- 4	0- 0	1- 1	HOME	0- 2	1- 1	3- 0				
9- 0	0- 0	0- 0	AWAY	1- 0	0- 0	8- 0				
1- 1	0- 0	0- 0	NEUTRAL	0- 1	0- 0	1- 0				
8- 3	0- 0	1- 0	NON-CONFERENCE	0- 3	0- 0	7- 0				
3- 2	0- 0	1- 0	HOME	0- 2	0- 0	2- 0				
4- 0	0- 0	0- 0	AWAY	0- 0	0- 0	4- 0				
1- 1	0- 0	0- 0	NEUTRAL	0- 1	0- 0	1- 0				
7- 2	0- 0	0- 1	CONFERENCE	1- 0	1- 1	5- 0				
2- 2	0- 0	0- 1	HOME	0- 0	1- 1	1- 0				
5- 0	0- 0	0- 0	AWAY	1- 0	0- 0	4- 0				
0- 0	0- 0	0- 0	NEUTRAL	0- 0	0- 0	0- 0				

RPI S	Opponent	Score	RPI S	Opponent	Score	RPI S	Opponent	Score	RPI S	Opponent	Score
33	H James Madison	35 51	49	H Bucknell	64 42	64	H Quinnipiac	52 56	112	H Towson	54 55
						78	N Wright St.	63 71	119	H UNCW	67 55
						79	H Penn	39 55	155	A Delaware	57 40
						89	A Northeastern	61 59	165	A William & Mary	62 58
									198	A Elon	59 44
									254	A Hofstra	61 49
									257	H Gardner-Webb	65 48
									260	A Richmond	58 35
									266	H Saint Joseph's	51 34
									271	A Vermont	60 44
									272	N Siena	51 39
									280	A La Salle	58 43
									282	H Col. of Charleston	76 53
									313	A Manhattan	53 39
LAST 12 Division I GAMES:											
271	A Vermont	60 44	89	A Northeastern	61 59	155	A Delaware	57 40	33	H James Madison	35 51
165	A William & Mary	62 58	112	H Towson	54 55	260	A Richmond	58 35	119	H UNCW	67 55
198	A Elon	59 44	79	H Penn	39 55	271	A Vermont	60 44	282	H Col. of Charleston	76 53
119	H UNCW	67 55				272	N Siena	51 39	280	A La Salle	58 43
282	H Col. of Charleston	76 53				282	H Col. of Charleston	76 53	313	A Manhattan	53 39
254	A Hofstra	61 49									

Non-Div I Games:

Drexel

■ Loss,
 ■ Non-Conf, S Site,
 ■ Home
 ■ Away
 N Neutral

Average RPI Win:	138	WON-LOST	WINNING	LAST 10	STRENGTH OF	OPP. STRENGTH	TEAM	ADJ.	CONF.	ADJ CONF.
Average RPI Loss:	45	RECORD	PCT. RANK	GAMES	SCHEDULE	OF SCHEDULE	RPI	RPI	RPI	RPI
DIV. I ONLY	11- 11	159	0- 1	19	8	63	63	1	1	
DIV. I NON-CONF.	8- 4	91	0- 1	86	48	51	51	1	1	
TOTALS	RPI 1-25	RPI 26-50	W-L RECORDS	RPI 51-100	RPI 101-150	RPI 150+				
11- 11	0- 5	1- 3	OVERALL	2- 1	3- 2	5- 0				
7- 3	0- 3	0- 0	HOME	1- 0	3- 0	3- 0				
3- 6	0- 2	1- 2	AWAY	1- 1	0- 1	1- 0				
1- 2	0- 0	0- 1	NEUTRAL	0- 0	0- 1	1- 0				
8- 4	0- 0	0- 2	NON-CONFERENCE	2- 1	1- 1	5- 0				
5- 0	0- 0	0- 0	HOME	1- 0	1- 0	3- 0				
2- 2	0- 0	0- 1	AWAY	1- 1	0- 0	1- 0				
1- 2	0- 0	0- 1	NEUTRAL	0- 0	0- 1	1- 0				
3- 7	0- 5	1- 1	CONFERENCE	0- 0	2- 1	0- 0				
2- 3	0- 3	0- 0	HOME	0- 0	2- 0	0- 0				
1- 4	0- 2	1- 1	AWAY	0- 0	0- 1	0- 0				
0- 0	0- 0	0- 0	NEUTRAL	0- 0	0- 0	0- 0				

RPI 1-25				RPI 26-50				RPI 51-100 Team's RPI: 63				RPI 101+			
RPI	S	Opponent	Score	RPI	S	Opponent	Score	RPI	S	Opponent	Score	RPI	S	Opponent	Score
3	H	Louisville	51 73	28	A	North Carolina	85 69	67	H	FGCU	57 41	107	H	Wake Forest	66 52
8	H	Syracuse	55 64	29	N	Missouri	54 62	75	A	Maine	66 63	108	A	Boston College	90 92
10	A	NC State	51 63	32	A	Oregon St.	57 71	80	A	Northwestern	58 84	129	H	Pittsburgh	74 55
18	A	Florida St.	62 66	50	A	Georgia Tech	64 70					140	N	Washington	64 71
21	H	Miami (FL)	50 58									147	H	Marist	64 56
												176	N	Ball St.	79 62
												180	A	Wisconsin	60 53
												198	H	Elon	81 64
												207	H	East Carolina	83 66
												209	H	UNLV	66 38
LAST 12 Division I GAMES:															
		29 N Missouri	54 62			107 H Wake Forest	66 52								
		176 N Ball St.	79 62			18 A Florida St.	62 66								
		28 A North Carolina	85 69			21 H Miami (FL)	50 58								
		129 H Pittsburgh	74 55			50 A Georgia Tech	64 70								
		108 A Boston College	90 92			3 H Louisville	51 73								
		8 H Syracuse	55 64			10 A NC State	51 63								

Non-Div I Games:

Duke

■ Loss,
 ■ Non-Conf,
 ■ S Site,
 ■ H Home
 ■ A Away
 N Neutral

Average RPI Win:	210	WON-LOST	WINNING	LAST 10	STRENGTH OF	OPP. STRENGTH	TEAM	ADJ.	CONF.	ADJ CONF.
Average RPI Loss:	112	RECORD	PCT. RANK	GAMES	SCHEDULE	OF SCHEDULE	RPI	RPI	RPI	RPI
DIV. I ONLY	11- 11	159	0- 1	176	91	158	158	17	17	
DIV. I NON-CONF.	6- 7	172	0- 0	99	24	120	120	16	16	
TOTALS	RPI 1-25	RPI 26-50	W-L RECORDS	RPI 51-100	RPI 101-150	RPI 150+				
11- 11	0- 2	0- 2	OVERALL	1- 1	1- 3	9- 3				
5- 4	0- 1	0- 0	HOME	0- 0	0- 2	5- 1				
6- 5	0- 0	0- 2	AWAY	1- 1	1- 1	4- 1				
0- 2	0- 1	0- 0	NEUTRAL	0- 0	0- 0	0- 1				
6- 7	0- 2	0- 2	NON-CONFERENCE	1- 1	1- 1	4- 1				
3- 2	0- 1	0- 0	HOME	0- 0	0- 1	3- 0				
3- 3	0- 0	0- 2	AWAY	1- 1	1- 0	1- 0				
0- 2	0- 1	0- 0	NEUTRAL	0- 0	0- 0	0- 1				
5- 4	0- 0	0- 0	CONFERENCE	0- 0	0- 2	5- 2				
2- 2	0- 0	0- 0	HOME	0- 0	0- 1	2- 1				
3- 2	0- 0	0- 0	AWAY	0- 0	0- 1	3- 1				
0- 0	0- 0	0- 0	NEUTRAL	0- 0	0- 0	0- 0				

RPI 1-25				RPI 26-50				RPI 51-100				RPI 101+ Team's RPI: 158			
RPI	S	Opponent	Score	RPI	S	Opponent	Score	RPI	S	Opponent	Score	RPI	S	Opponent	Score
8	N	Syracuse	71 87	31	A	Texas	41 78	84	A	Kent St.	77 72	123	A	Penn St.	64 58
14	H	UCF	63 71	48	A	TCU	48 61	86	A	Toledo	52 65	129	H	Pittsburgh	58 66
												137	A	Fordham	46 57
												149	H	Davidson	47 62
												178	H	Temple	54 53
												194	H	George Washington	54 55
												197	A	Massachusetts	66 69
												202	A	George Mason	60 57
												206	A	St. Bonaventure	60 54
												210	A	Saint Francis (PA)	93 73
												242	N	Liberty	51 55
												247	H	Mt. St. Mary's	73 64
												252	H	ETSU	66 58
												260	H	Richmond	80 54
												266	H	Saint Joseph's	81 73
												280	A	La Salle	66 62
LAST 12 Division I GAMES:															
197	A	Massachusetts	66 69	202	A	George Mason	60 57								
137	A	Fordham	46 57	149	H	Davidson	47 62								
194	H	George Washington	54 55	206	A	St. Bonaventure	60 54								
280	A	La Salle	66 62	178	H	Temple	54 53								
260	H	Richmond	80 54	129	H	Pittsburgh	58 66								
266	H	Saint Joseph's	81 73	242	N	Liberty	51 55								

Non-Div I Games:

Duquesne

■ Loss,
 ■ Non-Conf,
 ■ S Site,
 ■ H Home
 ■ A Away
 N Neutral

Average RPI Win:	255	WON-LOST	WINNING	LAST 10	STRENGTH OF	OPP. STRENGTH	TEAM	ADJ.	CONF.	ADJ CONF.
Average RPI Loss:	119	RECORD	PCT. RANK	GAMES	SCHEDULE	OF SCHEDULE	RPI	RPI	RPI	RPI
DIV. I ONLY	6- 17	300	0- 2	83	185	252	252	26	26	
DIV. I NON-CONF.	2- 14	319	0- 2	27	132	231	231	24	24	
TOTALS	RPI 1-25	RPI 26-50	W-L RECORDS	RPI 51-100	RPI 101-150	RPI 150+				
6- 17	0- 3	0- 0	OVERALL	0- 3	1- 6	5- 5				
6- 4	0- 0	0- 0	HOME	0- 1	1- 2	5- 1				
0- 10	0- 1	0- 0	AWAY	0- 2	0- 3	0- 4				
0- 3	0- 2	0- 0	NEUTRAL	0- 0	0- 1	0- 0				
2- 14	0- 3	0- 0	NON-CONFERENCE	0- 3	1- 5	1- 3				
2- 4	0- 0	0- 0	HOME	0- 1	1- 2	1- 1				
0- 7	0- 1	0- 0	AWAY	0- 2	0- 2	0- 2				
0- 3	0- 2	0- 0	NEUTRAL	0- 0	0- 1	0- 0				
4- 3	0- 0	0- 0	CONFERENCE	0- 0	0- 1	4- 2				
4- 0	0- 0	0- 0	HOME	0- 0	0- 0	4- 0				
0- 3	0- 0	0- 0	AWAY	0- 0	0- 1	0- 2				
0- 0	0- 0	0- 0	NEUTRAL	0- 0	0- 0	0- 0				

RPI 1-25				RPI 26-50				RPI 51-100				RPI 101+ Team's RPI: 252			
RPI	S	Opponent	Score	RPI	S	Opponent	Score	RPI	S	Opponent	Score	RPI	S	Opponent	Score
15	N	Rutgers	44 68					62	A	Tennessee	61 80	109	H	Houston	77 84
16	N	South Carolina	55 101					88	A	Cincinnati	64 77	114	A	Radford	64 79
25	A	Michigan St.	53 75					92	H	Troy	66 84	116	A	South Alabama	74 81
												121	N	Western Ky.	68 82
												125	H	High Point	65 73
												130	A	Chattanooga	67 76
												134	H	Appalachian St.	95 64
												152	A	Mercer	41 64
												158	A	Duquesne	58 66
												195	A	UNC Asheville	55 56
												231	H	N.C. A&T	61 56
												233	H	Furman	75 70
												242	H	Liberty	86 89
												262	A	Samford	58 79
												289	H	Wofford	92 79
												309	H	UNC Greensboro	85 76
												336	H	Western Caro.	88 80
LAST 12 Division I GAMES:															
15	N	Rutgers	44 68	289	H	Wofford	92 79								
121	N	Western Ky.	68 82	233	H	Furman	75 70								
336	H	Western Caro.	88 80	130	A	Chattanooga	67 76								
309	H	UNC Greensboro	85 76	125	H	High Point	65 73								
152	A	Mercer	41 64	62	A	Tennessee	61 80								
262	A	Samford	58 79	158	A	Duquesne	58 66								

Non-Div I Games:

ETSU

■ Loss,
 ■ Non-Conf,
 ■ S Site,
 ■ H Home
 ■ A Away
 N Neutral

East Carolina

Through Games Of Feb. 8, 2019

Average RPI Win:	251	WON-LOST	WINNING	LAST 10	STRENGTH OF	OPP. STRENGTH	TEAM	ADJ.	CONF.	ADJ CONF.
Average RPI Loss:	135	RECORD	PCT. RANK	GAMES	SCHEDULE	OF SCHEDULE	RPI	RPI	RPI	RPI
DIV. I ONLY	11- 11	159	0- 1	219	188	207	207	9	9	
DIV. I NON-CONF.	9- 4	85	0- 0	312	277	200	200	9	9	
TOTALS	RPI 1-25	RPI 26-50	W-L RECORDS	RPI 51-100	RPI 101-150	RPI 150+				
11- 11	0- 2	0- 0	OVERALL	0- 1	2- 2	9- 6				
9- 3	0- 1	0- 0	HOME	0- 0	2- 1	7- 1				
0- 8	0- 1	0- 0	AWAY	0- 1	0- 1	0- 5				
2- 0	0- 0	0- 0	NEUTRAL	0- 0	0- 0	2- 0				
9- 4	0- 0	0- 0	NON-CONFERENCE	0- 1	1- 1	8- 2				
7- 1	0- 0	0- 0	HOME	0- 0	1- 1	6- 0				
0- 3	0- 0	0- 0	AWAY	0- 1	0- 0	0- 2				
2- 0	0- 0	0- 0	NEUTRAL	0- 0	0- 0	2- 0				
2- 7	0- 2	0- 0	CONFERENCE	0- 0	1- 1	1- 4				
2- 2	0- 1	0- 0	HOME	0- 0	1- 0	1- 1				
0- 5	0- 1	0- 0	AWAY	0- 0	0- 1	0- 3				
0- 0	0- 0	0- 0	NEUTRAL	0- 0	0- 0	0- 0				

RPI 1-25				RPI 26-50				RPI 51-100				RPI 101+ Team's RPI: 207			
RPI	S	Opponent	Score	RPI	S	Opponent	Score	RPI	S	Opponent	Score	RPI	S	Opponent	Score
6	A	UConn	55 118					63	A	Duke	66 83	107	H	Wake Forest	70 61
14	H	UCF	58 61									119	H	UNCW	68 71
												136	A	Tulane	57 68
												136	H	Tulane	63 61
												157	H	Tulsa	55 75
												165	A	William & Mary	43 63
												167	A	Charlotte	46 52
												178	A	Temple	62 84
												181	H	UMES	84 69
												225	A	Memphis	46 58
												235	H	Monmouth	73 67
												242	H	Liberty	66 63
												256	A	Wichita St.	47 57
												256	H	Wichita St.	78 56
												291	N	South Carolina St.	71 63
												298	H	Kennesaw St.	68 56
												337	H	USC Upstate	63 53
												340	H	Grand Canyon	59 47
												342	N	Longwood	61 52
LAST 12 Division I GAMES:															
6	A	UConn	55 118	157	H	Tulsa	55 75								
136	H	Tulane	63 61	256	H	Wichita St.	78 56								
256	A	Wichita St.	47 57	136	A	Tulane	57 68								
178	A	Temple	62 84	119	H	UNCW	68 71								
14	H	UCF	58 61	63	A	Duke	66 83								
225	A	Memphis	46 58	291	N	South Carolina St.	71 63								

Non-Div I Games:

East Carolina

Loss, Non-Conf, S Site, H Home A Away N Neutral

Average RPI Win:	243	WON-LOST	WINNING	LAST 10	STRENGTH OF	OPP. STRENGTH	TEAM	ADJ.	CONF.	ADJ CONF.
Average RPI Loss:	183	RECORD	PCT. RANK	GAMES	SCHEDULE	OF SCHEDULE	RPI	RPI	RPI	RPI
DIV. I ONLY	6- 13	269	0- 1	215	294	286	286	22	22	
DIV. I NON-CONF.	3- 5	227	0- 0	198	244	218	218	21	21	
TOTALS	RPI 1-25	RPI 26-50	W-L RECORDS	RPI 51-100	RPI 101-150	RPI 150+				
6- 13	0- 0	0- 1	OVERALL	0- 1	1- 4	5- 7				
5- 3	0- 0	0- 0	HOME	0- 0	1- 1	4- 2				
0- 10	0- 0	0- 1	AWAY	0- 1	0- 3	0- 5				
1- 0	0- 0	0- 0	NEUTRAL	0- 0	0- 0	1- 0				
3- 5	0- 0	0- 1	NON-CONFERENCE	0- 1	0- 1	3- 2				
2- 0	0- 0	0- 0	HOME	0- 0	0- 0	2- 0				
0- 5	0- 0	0- 1	AWAY	0- 1	0- 1	0- 2				
1- 0	0- 0	0- 0	NEUTRAL	0- 0	0- 0	1- 0				
3- 8	0- 0	0- 0	CONFERENCE	0- 0	1- 3	2- 5				
3- 3	0- 0	0- 0	HOME	0- 0	1- 1	2- 2				
0- 5	0- 0	0- 0	AWAY	0- 0	0- 2	0- 3				
0- 0	0- 0	0- 0	NEUTRAL	0- 0	0- 0	0- 0				

RPI S	Opponent	Score	RPI S	Opponent	Score	RPI S	Opponent	Score	RPI S	Opponent	Score	Team's RPI: 286
45	A Butler	37 72	98	A Northern Ill.	59 78	122	H Morehead St.	57 67				
						127	A UT Martin	66 90				
						127	H UT Martin	77 71				
						145	A Bradley	64 67				
						150	A Tennessee Tech	88 99				
						162	A Southern Ill.	59 73				
						171	H Indiana St.	63 39				
						199	A Southeast Mo. St.	57 72				
						223	N Western Ill.	64 62				
						229	A Jacksonville St.	49 78				
						241	H SIUE	56 65				
						275	H Austin Peay	60 73				
						288	A Murray St.	51 60				
						288	H Murray St.	75 67				
						292	A Valparaiso	60 62				
						317	H Eastern Ky.	80 60				
						334	H Purdue Fort Wayne	72 63				
LAST 12 Division I GAMES:												
288	A Murray St.	51 60	288	H Murray St.	75 67							
122	H Morehead St.	57 67	150	A Tennessee Tech	88 99							
317	H Eastern Ky.	80 60	229	A Jacksonville St.	49 78							
199	A Southeast Mo. St.	57 72	241	H SIUE	56 65							
127	A UT Martin	66 90	127	H UT Martin	77 71							
275	H Austin Peay	60 73	171	H Indiana St.	63 39							

Non-Div I Games: Lincoln Christian 97 34 Eureka 104 48 Oakland City 102 43

Eastern Ill.

Average RPI Win:	0	WON-LOST	WINNING	LAST 10	STRENGTH OF	OPP. STRENGTH	TEAM	ADJ.	CONF.	ADJ CONF.
Average RPI Loss:	164	RECORD	PCT. RANK	GAMES	SCHEDULE	OF SCHEDULE	RPI	RPI	RPI	RPI
DIV. I ONLY	0- 20	351	0- 1	76	269	317	317	22	22	
DIV. I NON-CONF.	0- 9	336	0- 1	17	232	251	251	21	21	
TOTALS	RPI 1-25	RPI 26-50	W-L RECORDS	RPI 51-100	RPI 101-150	RPI 150+				
0- 20	0- 1	0- 1	OVERALL	0- 5	0- 3	0- 10				
0- 7	0- 0	0- 0	HOME	0- 1	0- 2	0- 4				
0- 11	0- 0	0- 1	AWAY	0- 3	0- 1	0- 6				
0- 2	0- 1	0- 0	NEUTRAL	0- 1	0- 0	0- 0				
0- 9	0- 1	0- 1	NON-CONFERENCE	0- 3	0- 1	0- 3				
0- 2	0- 0	0- 0	HOME	0- 0	0- 0	0- 2				
0- 5	0- 0	0- 1	AWAY	0- 2	0- 1	0- 1				
0- 2	0- 1	0- 0	NEUTRAL	0- 1	0- 0	0- 0				
0- 11	0- 0	0- 0	CONFERENCE	0- 2	0- 2	0- 7				
0- 5	0- 0	0- 0	HOME	0- 1	0- 2	0- 2				
0- 6	0- 0	0- 0	AWAY	0- 1	0- 0	0- 5				
0- 0	0- 0	0- 0	NEUTRAL	0- 0	0- 0	0- 0				

RPI	S	Opponent	Score	RPI	S	Opponent	Score	RPI	S	Opponent	Score	RPI	S	Opponent	Score	Team's RPI: 317
18	N	Florida St.	45 62	36	A	Ohio	60 100	55	A	Miami (OH)	44 60	127	H	UT Martin	61 87	
								66	A	West Virginia	29 78	141	A	Akron	54 63	
								66	N	West Virginia	39 81	150	H	Tennessee Tech	68 81	
								71	A	Belmont	43 69	190	H	Saint Louis	43 70	
								71	H	Belmont	52 87	199	H	Southeast Mo. St.	42 52	
												202	H	George Mason	75 91	
												229	H	Jacksonville St.	44 53	
												241	A	SIUE	55 74	
												275	A	Austin Peay	65 100	
												281	A	Western Mich.	53 64	
												286	A	Eastern Ill.	60 80	
												288	A	Murray St.	63 81	
												290	A	Tennessee St.	38 60	
LAST 12 Division I GAMES:																
		66 N West Virginia	39 81			199 H Southeast Mo. St.	42 52									
		71 H Belmont	52 87			127 H UT Martin	61 87									
		241 A SIUE	55 74			71 A Belmont	43 69									
		286 A Eastern Ill.	60 80			290 A Tennessee St.	38 60									
		150 H Tennessee Tech	68 81			288 A Murray St.	63 81									
		229 H Jacksonville St.	44 53			275 A Austin Peay	65 100									

Non-Div I Games: Brescia 70 41 Ky. Christian 90 35

Eastern Ky.

Loss, Non-Conf, S Site, H Home A Away N Neutral

Average RPI Win:	273	WON-LOST	WINNING	LAST 10	STRENGTH OF	OPP. STRENGTH	TEAM	ADJ.	CONF.	ADJ CONF.
Average RPI Loss:	87	RECORD	PCT. RANK	GAMES	SCHEDULE	OF SCHEDULE	RPI	RPI	RPI	RPI
DIV. I ONLY	9- 10	185	0- 1	190	144	183	183	7	7	
DIV. I NON-CONF.	6- 4	125	0- 0	341	249	248	248	8	8	
TOTALS	RPI 1-25	RPI 26-50	W-L RECORDS	RPI 51-100	RPI 101-150	RPI 150+				
9- 10	0- 3	0- 2	OVERALL	0- 3	1- 0	8- 2				
6- 2	0- 1	0- 0	HOME	0- 1	0- 0	6- 0				
3- 5	0- 1	0- 1	AWAY	0- 2	1- 0	2- 1				
0- 3	0- 1	0- 1	NEUTRAL	0- 0	0- 0	0- 1				
6- 4	0- 1	0- 1	NON-CONFERENCE	0- 0	0- 0	6- 2				
4- 0	0- 0	0- 0	HOME	0- 0	0- 0	4- 0				
2- 1	0- 0	0- 0	AWAY	0- 0	0- 0	2- 1				
0- 3	0- 1	0- 1	NEUTRAL	0- 0	0- 0	0- 1				
3- 6	0- 2	0- 1	CONFERENCE	0- 3	1- 0	2- 0				
2- 2	0- 1	0- 0	HOME	0- 1	0- 0	2- 0				
1- 4	0- 1	0- 1	AWAY	0- 2	1- 0	0- 0				
0- 0	0- 0	0- 0	NEUTRAL	0- 0	0- 0	0- 0				

RPI 1-25				RPI 26-50				RPI 51-100				RPI 101+ Team's RPI: 183			
RPI	S	Opponent	Score	RPI	S	Opponent	Score	RPI	S	Opponent	Score	RPI	S	Opponent	Score
11	N	Iowa St.	59 85	36	A	Ohio	44 85	55	A	Miami (OH)	58 63	141	A	Akron	72 60
23	A	Central Mich.	61 71	45	N	Butler	63 73	84	A	Kent St.	64 71	185	A	Illinois	66 72
24	H	Buffalo	84 91					98	H	Northern Ill.	65 68	191	H	Illinois St.	50 41
												237	H	Bowling Green	81 74
												268	H	Cleveland St.	69 63
												281	H	Western Mich.	64 61
												309	N	UNC Greensboro	44 49
												330	H	Detroit Mercy	60 53
												333	H	UIC	52 38
												334	A	Purdue Fort Wayne	87 72
												342	A	Longwood	64 45
LAST 12 Division I GAMES:															
55	A	Miami (OH)	58 63	281	H	Western Mich.	64 61								
98	H	Northern Ill.	65 68	24	H	Buffalo	84 91								
23	A	Central Mich.	61 71	84	A	Kent St.	64 71								
237	H	Bowling Green	81 74	45	N	Butler	63 73								
36	A	Ohio	44 85	309	N	UNC Greensboro	44 49								
141	A	Akron	72 60	342	A	Longwood	64 45								

Non-Div I Games: Northwood 53 39

Eastern Mich.

■ Loss,
 ■ Non-Conf,
 ■ S Site,
 ■ H Home
 ■ A Away
 N Neutral

Average RPI Win:	208	WON-LOST	WINNING	LAST 10	STRENGTH OF	OPP. STRENGTH	TEAM	ADJ.	CONF.	ADJ CONF.
Average RPI Loss:	126	RECORD	PCT. RANK	GAMES	SCHEDULE	OF SCHEDULE	RPI	RPI	RPI	RPI
DIV. I ONLY	4- 15	314	0- 1	66	166	200	200	16	16	
DIV. I NON-CONF.	0- 8	336	0- 0	13	144	224	224	12	12	
TOTALS	RPI 1-25	RPI 26-50	W-L RECORDS	RPI 51-100	RPI 101-150	RPI 150+				
4- 15	0- 1	0- 3	OVERALL	0- 2	2- 4	2- 5				
0- 7	0- 1	0- 1	HOME	0- 0	0- 3	0- 2				
4- 6	0- 0	0- 1	AWAY	0- 2	2- 1	2- 2				
0- 2	0- 0	0- 1	NEUTRAL	0- 0	0- 0	0- 1				
0- 8	0- 1	0- 3	NON-CONFERENCE	0- 1	0- 1	0- 2				
0- 3	0- 1	0- 1	HOME	0- 0	0- 1	0- 0				
0- 3	0- 0	0- 1	AWAY	0- 1	0- 0	0- 1				
0- 2	0- 0	0- 1	NEUTRAL	0- 0	0- 0	0- 1				
4- 7	0- 0	0- 0	CONFERENCE	0- 1	2- 3	2- 3				
0- 4	0- 0	0- 0	HOME	0- 0	0- 2	0- 2				
4- 3	0- 0	0- 0	AWAY	0- 1	2- 1	2- 1				
0- 0	0- 0	0- 0	NEUTRAL	0- 0	0- 0	0- 0				

RPI 1-25				RPI 26-50				RPI 51-100				RPI 101+ Team's RPI: 200			
RPI	S	Opponent	Score	RPI	S	Opponent	Score	RPI	S	Opponent	Score	RPI	S	Opponent	Score
13	H	Gonzaga	51 63	32	N	Oregon St.	45 93	57	A	Boise St.	55 67	101	A	Idaho St.	48 63
				39	A	BYU	65 80	93	A	Idaho	68 84	106	H	Northern Colo.	62 67
				40	H	Utah	51 95					115	H	Fresno St.	58 68
												138	A	Montana St.	89 87
												138	H	Montana St.	47 61
												146	A	Montana	68 62
												153	H	Portland St.	64 76
												168	N	UC Riverside	45 57
												232	H	Sacramento St.	70 73
												243	A	Northern Ariz.	64 62
												274	A	Southern Utah	63 73
												305	A	Weber St.	64 58
												323	A	Cal Poly	55 59
LAST 12 Division I GAMES:															
138	H	Montana St.	47 61	146	A	Montana	68 62	106	H	Northern Colo.	62 67				
243	A	Northern Ariz.	64 62	93	A	Idaho	68 84	101	A	Idaho St.	48 63				
274	A	Southern Utah	63 73	305	A	Weber St.	64 58								
232	H	Sacramento St.	70 73	168	N	UC Riverside	45 57								
153	H	Portland St.	64 76												
138	A	Montana St.	89 87												

Non-Div I Games: Eastern Ore. 66 45

Eastern Wash.

■ Loss,
■ Non-Conf,
■ S Site,
■ H Home
■ A Away
N Neutral
































































Average RPI Win:	242	WON-LOST	WINNING	LAST 10	STRENGTH OF	OPP. STRENGTH	TEAM	ADJ.	CONF.	ADJ CONF.
Average RPI Loss:	113	RECORD	PCT. RANK	GAMES	SCHEDULE	OF SCHEDULE	RPI	RPI	RPI	RPI
DIV. I ONLY	6- 14	275	0- 1	82	190	198	198	10	10	
DIV. I NON-CONF.	4- 6	212	0- 0	108	254	189	189	10	10	
TOTALS	RPI 1-25	RPI 26-50	W-L RECORDS	RPI 51-100	RPI 101-150	RPI 150+				
6- 14	0- 0	0- 2	OVERALL	0- 4	1- 5	5- 3				
3- 6	0- 0	0- 1	HOME	0- 2	1- 2	2- 1				
3- 8	0- 0	0- 1	AWAY	0- 2	0- 3	3- 2				
0- 0	0- 0	0- 0	NEUTRAL	0- 0	0- 0	0- 0				
4- 6	0- 0	0- 1	NON-CONFERENCE	0- 2	1- 2	3- 1				
2- 3	0- 0	0- 1	HOME	0- 1	1- 1	1- 0				
2- 3	0- 0	0- 0	AWAY	0- 1	0- 1	2- 1				
0- 0	0- 0	0- 0	NEUTRAL	0- 0	0- 0	0- 0				
2- 8	0- 0	0- 1	CONFERENCE	0- 2	0- 3	2- 2				
1- 3	0- 0	0- 0	HOME	0- 1	0- 1	1- 1				
1- 5	0- 0	0- 1	AWAY	0- 1	0- 2	1- 1				
0- 0	0- 0	0- 0	NEUTRAL	0- 0	0- 0	0- 0				

RPI S	Opponent	Score	RPI S	Opponent	Score	RPI S	Opponent	Score	RPI S	Opponent	Score	Team's RPI: 198
28	H North Carolina	69 100	63	A Duke	64 81	112	A Towson	58 59				
33	A James Madison	30 82	65	H Auburn	44 96	119	A UNCW	51 76				
			83	H Drexel	44 59	119	H UNCW	70 75				
			89	A Northeastern	71 79	134	A Appalachian St.	62 65				
						147	H Marist	57 61				
						149	H Davidson	73 72				
						155	H Delaware	63 74				
						165	A William & Mary	60 65				
						192	A Hampton	77 62				
						231	H N.C. A&T	73 64				
						254	A Hofstra	77 64				
						270	A Winthrop	57 58				
						282	H Col. of Charleston	76 68				
						343	A N.C. Central	83 54				
LAST 12 Division I GAMES:												
119	A UNCW	51 76	119	H UNCW	70 75							
155	H Delaware	63 74	282	H Col. of Charleston	76 68							
83	H Drexel	44 59	254	A Hofstra	77 64							
33	A James Madison	30 82	89	A Northeastern	71 79							
112	A Towson	58 59	65	H Auburn	44 96							
165	A William & Mary	60 65	231	H N.C. A&T	73 64							

Non-Div I Games: Chowan 88 74

Elon

Average RPI Win: 311	WON-LOST	WINNING	LAST 10	STRENGTH OF	OPP. STRENGTH	TEAM	ADJ.	CONF.	ADJ CONF.
Average RPI Loss: 188	RECORD	PCT. RANK	GAMES	SCHEDULE	OF SCHEDULE	RPI	RPI	RPI	RPI
DIV. I ONLY	2- 19	341	0- 1	256	277	338	338	13	13
DIV. I NON-CONF.	2- 9	297	0- 0	330	341	345	345	14	14
TOTALS	RPI 1-25	RPI 26-50	W-L RECORDS	RPI 51-100	RPI 101-150	RPI 150+			
2- 19	0- 1	0- 0	OVERALL	0- 2	0- 3	2- 13			
1- 9	0- 1	0- 0	HOME	0- 1	0- 1	1- 6			
1- 10	0- 0	0- 0	AWAY	0- 1	0- 2	1- 7			
0- 0	0- 0	0- 0	NEUTRAL	0- 0	0- 0	0- 0			
2- 9	0- 0	0- 0	NON-CONFERENCE	0- 0	0- 2	2- 7			
1- 4	0- 0	0- 0	HOME	0- 0	0- 0	1- 4			
1- 5	0- 0	0- 0	AWAY	0- 0	0- 2	1- 3			
0- 0	0- 0	0- 0	NEUTRAL	0- 0	0- 0	0- 0			
0- 10	0- 1	0- 0	CONFERENCE	0- 2	0- 1	0- 6			
0- 5	0- 1	0- 0	HOME	0- 1	0- 1	0- 2			
0- 5	0- 0	0- 0	AWAY	0- 1	0- 0	0- 4			
0- 0	0- 0	0- 0	NEUTRAL	0- 0	0- 0	0- 0			

RPI 1-25	RPI 26-50	RPI 51-100	RPI 101+	Team's RPI: 338
RPI S Opponent Score	RPI S Opponent Score	RPI S Opponent Score	RPI S Opponent Score	
22  Drake 47 		58  Missouri St. 66 	102  Dayton 30 	
		82  UNI 46 	122  Morehead St. 63 	
			145  Bradley 68 	
			162  Southern Ill. 47 	
			171  Indiana St. 69 	
			180  Wisconsin 60 	
			191  Illinois St. 59 	
			191  Illinois St. 61 	
			199  Southeast Mo. St. 50 	
			218  Marshall 65 	
			241  SIUE 45 	
			246  Loyola Chicago 56 	
			275  Austin Peay 56 52	
			288  Murray St. 53 	
			292  Valparaiso 49 	
			333  UIC 54 	
			334  Purdue Fort Wayne 66 	
			347  Chicago St. 67 58	
LAST 12 Division I GAMES:				
191  Illinois St. 59 	191  Illinois St. 61 			
171  Indiana St. 69 	145  Bradley 68 			
22  Drake 47 	58  Missouri St. 66 			
82  UNI 46 	162  Southern Ill. 47 			
292  Valparaiso 49 	180  Wisconsin 60 			
246  Loyola Chicago 56 	275  Austin Peay 56 52			

Non-Div I Games:

Evansville

Average RPI Win: 230	WON-LOST	WINNING	LAST 10	STRENGTH OF	OPP. STRENGTH	TEAM	ADJ.	CONF.	ADJ CONF.
Average RPI Loss: 55	RECORD	PCT. RANK	GAMES	SCHEDULE	OF SCHEDULE	RPI	RPI	RPI	RPI
DIV. I ONLY	16- 4	26	1- 0	165	206	67	67	24	24
DIV. I NON-CONF.	7- 4	109	0- 0	124	64	88	88	26	26
TOTALS	RPI 1-25	RPI 26-50	W-L RECORDS	RPI 51-100	RPI 101-150	RPI 150+			
16- 4	0- 1	0- 1	OVERALL	1- 1	3- 1	12- 0			
9- 1	0- 0	0- 0	HOME	0- 0	2- 1	7- 0			
6- 2	0- 0	0- 1	AWAY	0- 1	1- 0	5- 0			
1- 1	0- 1	0- 0	NEUTRAL	1- 0	0- 0	0- 0			
7- 4	0- 1	0- 1	NON-CONFERENCE	1- 1	1- 1	5- 0			
4- 1	0- 0	0- 0	HOME	0- 0	1- 1	3- 0			
2- 2	0- 0	0- 1	AWAY	0- 1	0- 0	2- 0			
1- 1	0- 1	0- 0	NEUTRAL	1- 0	0- 0	0- 0			
9- 0	0- 0	0- 0	CONFERENCE	0- 0	2- 0	7- 0			
5- 0	0- 0	0- 0	HOME	0- 0	1- 0	4- 0			
4- 0	0- 0	0- 0	AWAY	0- 0	1- 0	3- 0			
0- 0	0- 0	0- 0	NEUTRAL	0- 0	0- 0	0- 0			

RPI 1-25				RPI 26-50				RPI 51-100 Team's RPI: 67				RPI 101+			
RPI	S	Opponent	Score	RPI	S	Opponent	Score	RPI	S	Opponent	Score	RPI	S	Opponent	Score
4	N	Stanford	65 88	27	A	South Dakota St.	62 80	63	A	Duke	41 57	109	H	Houston	76 71
								94	N	American	90 71	126	H	UAB	60 62
												144	A	North Ala.	68 52
												144	H	North Ala.	76 51
												159	H	Abilene Christian	81 65
												210	A	Saint Francis (PA)	83 69
												224	A	Hawaii	73 67
												226	H	Jacksonville	82 58
												242	H	Liberty	68 50
												284	A	North Florida	105 66
												284	H	North Florida	80 48
												298	A	Kennesaw St.	69 46
												310	A	NJIT	67 35
												315	H	Coppin St.	93 61
												316	H	FIU	100 58
												328	H	Lipscomb	82 40
LAST 12 Division I GAMES:															
144	H	North Ala.	76 51	284	A	North Florida	105 66								
226	H	Jacksonville	82 58	144	A	North Ala.	68 52								
310	A	NJIT	67 35	242	H	Liberty	68 50								
284	H	North Florida	80 48	63	A	Duke	41 57								
328	H	Lipscomb	82 40	126	H	UAB	60 62								
298	A	Kennesaw St.	69 46	315	H	Coppin St.	93 61								

Non-Div I Games: Fla. Memorial 99 68 Johnson & Wales (FI109 64

FGCU

■ Loss,
 ■ Non-Conf,
 ■ S Site,
 ■ Home
 ■ A Away
 N Neutral

Average RPI Win:	322	WON-LOST	WINNING	LAST 10	STRENGTH OF	OPP. STRENGTH	TEAM	ADJ.	CONF.	ADJ CONF.
Average RPI Loss:	167	RECORD	PCT. RANK	GAMES	SCHEDULE	OF SCHEDULE	RPI	RPI	RPI	RPI
DIV. I ONLY	4- 18	322	0- 1	162	300	316	316	14	14	
DIV. I NON-CONF.	3- 9	271	0- 1	189	347	322	322	19	19	
TOTALS	RPI 1-25	RPI 26-50	W-L RECORDS	RPI 51-100	RPI 101-150	RPI 150+				
4- 18	0- 1	0- 0	OVERALL	0- 3	0- 3	4- 11				
4- 10	0- 1	0- 0	HOME	0- 1	0- 3	4- 5				
0- 8	0- 0	0- 0	AWAY	0- 2	0- 0	0- 6				
0- 0	0- 0	0- 0	NEUTRAL	0- 0	0- 0	0- 0				
3- 9	0- 1	0- 0	NON-CONFERENCE	0- 1	0- 1	3- 6				
3- 6	0- 1	0- 0	HOME	0- 0	0- 1	3- 4				
0- 3	0- 0	0- 0	AWAY	0- 1	0- 0	0- 2				
0- 0	0- 0	0- 0	NEUTRAL	0- 0	0- 0	0- 0				
1- 9	0- 0	0- 0	CONFERENCE	0- 2	0- 2	1- 5				
1- 4	0- 0	0- 0	HOME	0- 1	0- 2	1- 1				
0- 5	0- 0	0- 0	AWAY	0- 1	0- 0	0- 4				
0- 0	0- 0	0- 0	NEUTRAL	0- 0	0- 0	0- 0				

RPI 1-25				RPI 26-50				RPI 51-100				RPI 101+ Team's RPI: 316			
RPI	S	Opponent	Score	RPI	S	Opponent	Score	RPI	S	Opponent	Score	RPI	S	Opponent	Score
21	H	Miami (FL)	43 94					56	H	Middle Tenn.	43 49	116	H	South Alabama	77 84
								67	A	FGCU	58 100	121	H	Western Ky.	82 94
								74	A	Old Dominion	68 95	126	H	UAB	59 83
												154	A	Louisiana Tech	72 90
												156	H	Georgia St.	61 67
												167	A	Charlotte	54 69
												186	A	Southern Miss.	57 71
												218	H	Marshall	58 86
												221	H	Howard	62 89
												226	H	Jacksonville	62 73
												251	H	Campbell	54 59
												265	A	Bethune-Cookman	57 68
												284	A	North Florida	53 62
												287	H	UTSA	51 40
												294	A	Fla. Atlantic	55 77
												303	H	Morgan St.	59 50
												349	H	Florida A&M	77 54
												350	H	Alcorn	75 40
LAST 12 Division I GAMES:															
116	H	South Alabama	77 84	218	H	Marshall	58 86								
251	H	Campbell	54 59	121	H	Western Ky.	82 94								
287	H	UTSA	51 40	74	A	Old Dominion	68 95								
154	A	Louisiana Tech	72 90	167	A	Charlotte	54 69								
186	A	Southern Miss.	57 71	126	H	UAB	59 83								
294	A	Fla. Atlantic	55 77	56	H	Middle Tenn.	43 49								

Non-Div I Games: Palm Beach Atl. 63 66

FIU

Fairfield

Through Games Of Feb. 8, 2019

Average RPI Win:	306	WON-LOST	WINNING	LAST 10	STRENGTH OF	OPP. STRENGTH	TEAM	ADJ.	CONF.	ADJ CONF.
Average RPI Loss:	195	RECORD	PCT. RANK	GAMES	SCHEDULE	OF SCHEDULE	RPI	RPI	RPI	RPI
DIV. I ONLY	6- 16	290	1- 0	299	309	312	312	27	27	
DIV. I NON-CONF.	3- 8	267	0- 0	288	306	307	307	28	28	
TOTALS	RPI 1-25	RPI 26-50	W-L RECORDS	RPI 51-100	RPI 101-150	RPI 150+				
6- 16	0- 0	0- 1	OVERALL	0- 2	0- 1	6- 12				
3- 5	0- 0	0- 0	HOME	0- 1	0- 1	3- 3				
2- 8	0- 0	0- 0	AWAY	0- 1	0- 0	2- 7				
1- 3	0- 0	0- 1	NEUTRAL	0- 0	0- 0	1- 2				
3- 8	0- 0	0- 1	NON-CONFERENCE	0- 1	0- 0	3- 6				
1- 2	0- 0	0- 0	HOME	0- 1	0- 0	1- 1				
1- 3	0- 0	0- 0	AWAY	0- 0	0- 0	1- 3				
1- 3	0- 0	0- 1	NEUTRAL	0- 0	0- 0	1- 2				
3- 8	0- 0	0- 0	CONFERENCE	0- 1	0- 1	3- 6				
2- 3	0- 0	0- 0	HOME	0- 0	0- 1	2- 2				
1- 5	0- 0	0- 0	AWAY	0- 1	0- 0	1- 4				
0- 0	0- 0	0- 0	NEUTRAL	0- 0	0- 0	0- 0				

RPI S	Opponent	Score	RPI S	Opponent	Score	RPI S	Opponent	Score	RPI S	Opponent	Score	Team's RPI: 312
49 N	Bucknell	54 77	64 A	Quinnipiac	36 81	147 H	Marist	46 56	165 H	William & Mary	54 60	
			89 H	Northeastern	50 59	169 A	Xavier	35 48	188 A	Rider	59 62	
						197 N	Massachusetts	49 59	208 A	Dartmouth	46 59	
						222 A	Niagara	68 71	227 A	Brown	49 68	
						233 N	Furman	70 77	235 H	Monmouth	63 73	
						260 A	Richmond	58 40	272 H	Siena	59 55	
						285 A	Canisius	50 53	285 H	Canisius	72 65	
						313 A	Manhattan	41 47	322 H	Saint Peter's	65 68	
						332 A	Iona	55 42	333 N	UIC	68 60	
						351 H	LIU Brooklyn	71 43				
LAST 12 Division I GAMES:												
285 H	Canisius	72 65	285 A	Canisius	50 53	322 H	Saint Peter's	65 68	147 H	Marist	46 56	
235 H	Monmouth	63 73	188 A	Rider	59 62	64 A	Quinnipiac	36 81	169 A	Xavier	35 48	
313 A	Manhattan	41 47	333 N	UIC	68 60				197 N	Massachusetts	49 59	
272 H	Siena	59 55							208 A	Dartmouth	46 59	
332 A	Iona	55 42							222 A	Niagara	68 71	
222 A	Niagara	68 71							227 A	Brown	49 68	

Non-Div I Games:

Fairfield

■ Loss,
■ Non-Conf,
■ S Site,
■ H Home
■ A Away
N Neutral

Average RPI Win:	315	WON-LOST	WINNING	LAST 10	STRENGTH OF	OPP. STRENGTH	TEAM	ADJ.	CONF.	ADJ CONF.
Average RPI Loss:	251	RECORD	PCT. RANK	GAMES	SCHEDULE	OF SCHEDULE	RPI	RPI	RPI	RPI
DIV. I ONLY	4- 14	310	0- 1	343	350	344	344	31	31	
DIV. I NON-CONF.	1- 8	322	0- 0	327	345	350	350	31	31	
TOTALS	RPI 1-25	RPI 26-50	W-L RECORDS	RPI 51-100	RPI 101-150	RPI 150+				
4- 14	0- 0	0- 0	OVERALL	0- 0	0- 0	4- 14				
3- 5	0- 0	0- 0	HOME	0- 0	0- 0	3- 5				
1- 9	0- 0	0- 0	AWAY	0- 0	0- 0	1- 9				
0- 0	0- 0	0- 0	NEUTRAL	0- 0	0- 0	0- 0				
1- 8	0- 0	0- 0	NON-CONFERENCE	0- 0	0- 0	1- 8				
1- 2	0- 0	0- 0	HOME	0- 0	0- 0	1- 2				
0- 6	0- 0	0- 0	AWAY	0- 0	0- 0	0- 6				
0- 0	0- 0	0- 0	NEUTRAL	0- 0	0- 0	0- 0				
3- 6	0- 0	0- 0	CONFERENCE	0- 0	0- 0	3- 6				
2- 3	0- 0	0- 0	HOME	0- 0	0- 0	2- 3				
1- 3	0- 0	0- 0	AWAY	0- 0	0- 0	1- 3				
0- 0	0- 0	0- 0	NEUTRAL	0- 0	0- 0	0- 0				

RPI 1-25			RPI 26-50			RPI 51-100			RPI 101+ Team's RPI: 344		
RPI	S	Opponent	Score	RPI	S	Opponent	Score	RPI	S	Opponent	Score
								160	A	Stony Brook	49 63
								210	A	Saint Francis (PA)	64 75
								215	A	Robert Morris	49 71
								215	H	Robert Morris	43 63
								221	H	Howard	58 79
								228	A	Colgate	52 71
								244	A	Binghamton	54 73
								247	H	Mt. St. Mary's	47 63
								249	A	Air Force	37 85
								259	H	St. Francis Brooklyn	53 64
								295	A	Army West Point	40 62
								296	H	Central Conn. St.	74 67
								302	H	Bryant	63 53
								310	H	NJIT	64 43
								322	A	Saint Peter's	58 75
								325	H	Lafayette	57 63
								327	A	Wagner	59 71
								351	A	LIU Brooklyn	69 52
LAST 12 Division I GAMES:											
215	H	Robert Morris	43 63	296	H	Central Conn. St.	74 67				
302	H	Bryant	63 53	215	A	Robert Morris	49 71				
259	H	St. Francis Brooklyn	53 64	210	A	Saint Francis (PA)	64 75				
247	H	Mt. St. Mary's	47 63	322	A	Saint Peter's	58 75				
351	A	LIU Brooklyn	69 52	160	A	Stony Brook	49 63				
327	A	Wagner	59 71	295	A	Army West Point	40 62				

Non-Div I Games: Georgian Court 70 45 Rutgers-Newark 97 51

Fairleigh Dickinson

Loss, Non-Conf, S Site, H Home A Away N Neutral

Average RPI Win:	293	WON-LOST	WINNING	LAST 10	STRENGTH OF	OPP. STRENGTH	TEAM	ADJ.	CONF.	ADJ CONF.
Average RPI Loss:	159	RECORD	PCT. RANK	GAMES	SCHEDULE	OF SCHEDULE	RPI	RPI	RPI	RPI
DIV. I ONLY	4- 19	326	0- 1	135	256	294	294	14	14	
DIV. I NON-CONF.	3- 10	278	0- 1	147	324	288	288	19	19	
TOTALS	RPI 1-25	RPI 26-50	W-L RECORDS	RPI 51-100	RPI 101-150	RPI 150+				
4- 19	0- 1	0- 0	OVERALL	0- 3	0- 4	4- 11				
3- 11	0- 0	0- 0	HOME	0- 1	0- 3	3- 7				
1- 8	0- 1	0- 0	AWAY	0- 2	0- 1	1- 4				
0- 0	0- 0	0- 0	NEUTRAL	0- 0	0- 0	0- 0				
3- 10	0- 1	0- 0	NON-CONFERENCE	0- 1	0- 2	3- 6				
2- 6	0- 0	0- 0	HOME	0- 0	0- 1	2- 5				
1- 4	0- 1	0- 0	AWAY	0- 1	0- 1	1- 1				
0- 0	0- 0	0- 0	NEUTRAL	0- 0	0- 0	0- 0				
1- 9	0- 0	0- 0	CONFERENCE	0- 2	0- 2	1- 5				
1- 5	0- 0	0- 0	HOME	0- 1	0- 2	1- 2				
0- 4	0- 0	0- 0	AWAY	0- 1	0- 0	0- 3				
0- 0	0- 0	0- 0	NEUTRAL	0- 0	0- 0	0- 0				

RPI 1-25				RPI 26-50				RPI 51-100				RPI 101+ Team's RPI: 294			
RPI	S	Opponent	Score	RPI	S	Opponent	Score	RPI	S	Opponent	Score	RPI	S	Opponent	Score
25	A	Michigan St.	74 89					56	H	Middle Tenn.	55 74	121	H	Western Ky.	50 81
								70	A	Little Rock	38 61	126	H	UAB	64 89
								74	A	Old Dominion	53 87	136	A	Tulane	45 88
												145	H	Bradley	59 80
												154	A	Louisiana Tech	55 86
												156	H	Georgia St.	59 75
												167	A	Charlotte	47 68
												186	A	Southern Miss.	45 67
												190	H	Saint Louis	61 93
												192	H	Hampton	68 72
												218	H	Marshall	67 72
												231	H	N.C. A&T	65 67
												233	A	Furman	57 73
												260	H	Richmond	69 55
												269	H	UTEP	44 70
												272	A	Siena	70 66
												281	H	Western Mich.	59 69
												316	H	FIU	77 55
												325	H	Lafayette	53 49
LAST 12 Division I GAMES:															
190	H	Saint Louis	61 93	121	H	Western Ky.	50 81								
145	H	Bradley	59 80	218	H	Marshall	67 72								
269	H	UTEP	44 70	167	A	Charlotte	47 68								
186	A	Southern Miss.	45 67	74	A	Old Dominion	53 87								
154	A	Louisiana Tech	55 86	56	H	Middle Tenn.	55 74								
316	H	FIU	77 55	126	H	UAB	64 89								

Non-Div I Games:

Fla. Atlantic

Average RPI Win:	205	WON-LOST	WINNING	LAST 10	STRENGTH OF	OPP. STRENGTH	TEAM	ADJ.	CONF.	ADJ CONF.
Average RPI Loss:	91	RECORD	PCT. RANK	GAMES	SCHEDULE	OF SCHEDULE	RPI	RPI	RPI	RPI
DIV. I ONLY	6- 17	300	0- 1	52	77	205	205	5	5	
DIV. I NON-CONF.	4- 9	252	0- 1	132	174	261	261	5	5	
TOTALS	RPI 1-25	RPI 26-50	W-L RECORDS	RPI 51-100	RPI 101-150	RPI 150+				
6- 17	0- 3	1- 3	OVERALL	0- 6	2- 1	3- 4				
6- 6	0- 1	1- 0	HOME	0- 4	2- 0	3- 1				
0- 10	0- 2	0- 2	AWAY	0- 2	0- 1	0- 3				
0- 1	0- 0	0- 1	NEUTRAL	0- 0	0- 0	0- 0				
4- 9	0- 1	0- 2	NON-CONFERENCE	0- 3	1- 0	3- 3				
4- 3	0- 0	0- 0	HOME	0- 2	1- 0	3- 1				
0- 5	0- 1	0- 1	AWAY	0- 1	0- 0	0- 2				
0- 1	0- 0	0- 1	NEUTRAL	0- 0	0- 0	0- 0				
2- 8	0- 2	1- 1	CONFERENCE	0- 3	1- 1	0- 1				
2- 3	0- 1	1- 0	HOME	0- 2	1- 0	0- 0				
0- 5	0- 1	0- 1	AWAY	0- 1	0- 1	0- 1				
0- 0	0- 0	0- 0	NEUTRAL	0- 0	0- 0	0- 0				

RPI 1-25			RPI 26-50			RPI 51-100			RPI 101+			Team's RPI: 205
RPI	S	Opponent	Score	RPI	S	Opponent	Score	RPI	S	Opponent	Score	Score
7	H	Mississippi St.	42 90	26	A	Kentucky	51 62	62	A	Tennessee	50 67	128 A Alabama 67 74
16	A	South Carolina	40 71	29	H	Missouri	58 56	65	H	Auburn	56 64	128 H Alabama 57 55
18	A	Florida St.	56 63	38	A	Indiana	64 83	73	H	Arkansas	73 83	147 H Texas Tech 72 67
				40	N	Utah	58 74	80	H	Northwestern	74 83	152 A Mercer 82 92
								89	H	Northeastern	66 79	196 A Ole Miss 66 76
								99	A	Ohio St.	41 46	209 A UNLV 53 56
												257 H Gardner-Webb 58 60
												265 H Bethune-Cookman 64 53
												314 H Charleston So. 70 60
												349 H Florida A&M 62 38
LAST 12 Division I GAMES:												
209	A	UNLV	53 56	196	A	Ole Miss	66 76	29	H	Missouri	58 56	
128	H	Alabama	57 55	16	A	South Carolina	40 71	65	H	Auburn	56 64	
26	A	Kentucky	51 62	62	A	Tennessee	50 67	128	A	Alabama	67 74	
73	H	Arkansas	73 83	7	H	Mississippi St.	42 90	314	H	Charleston So.	70 60	

Non-Div I Games:

Florida

■ Loss,
■ Non-Conf, S Site,
■ Home
■ Away
N Neutral

Average RPI Win:	200	WON-LOST	WINNING	LAST 10	STRENGTH OF	OPP. STRENGTH	TEAM	ADJ.	CONF.	ADJ CONF.
Average RPI Loss:	237	RECORD	PCT. RANK	GAMES	SCHEDULE	OF SCHEDULE	RPI	RPI	RPI	RPI
DIV. I ONLY	2- 18	337	0- 1	336	315	349	349	32	32	
DIV. I NON-CONF.	1- 10	330	0- 1	250	215	337	337	32	32	
TOTALS	RPI 1-25	RPI 26-50	W-L RECORDS	RPI 51-100	RPI 101-150	RPI 150+				
2- 18	0- 1	0- 0	OVERALL	1- 1	0- 1	1- 15				
2- 5	0- 0	0- 0	HOME	1- 0	0- 0	1- 5				
0- 10	0- 1	0- 0	AWAY	0- 1	0- 0	0- 8				
0- 3	0- 0	0- 0	NEUTRAL	0- 0	0- 1	0- 2				
1- 10	0- 1	0- 0	NON-CONFERENCE	1- 1	0- 1	0- 7				
1- 1	0- 0	0- 0	HOME	1- 0	0- 0	0- 1				
0- 6	0- 1	0- 0	AWAY	0- 1	0- 0	0- 4				
0- 3	0- 0	0- 0	NEUTRAL	0- 0	0- 1	0- 2				
1- 8	0- 0	0- 0	CONFERENCE	0- 0	0- 0	1- 8				
1- 4	0- 0	0- 0	HOME	0- 0	0- 0	1- 4				
0- 4	0- 0	0- 0	AWAY	0- 0	0- 0	0- 4				
0- 0	0- 0	0- 0	NEUTRAL	0- 0	0- 0	0- 0				

RPI	S	Opponent	Score	RPI	S	Opponent	Score	RPI	S	Opponent	Score	RPI	S	Opponent	Score
21	A	Miami (FL)	54 103					55	H	Miami (OH)	57 56	136	N	Tulane	34 78
								62	A	Tennessee	31 96	181	H	UMES	36 68
												205	A	Florida	38 62
												212	A	Stetson	44 69
												221	A	Howard	68 74
												229	H	Jacksonville St.	31 62
												231	H	N.C. A&T	48 56
												273	A	Norfolk St.	58 60
												281	N	Western Mich.	50 69
												284	A	North Florida	53 64
												303	A	Morgan St.	71 75
												308	N	Omaha	50 57
												315	A	Coppin St.	53 73
												316	A	FIU	54 77
												343	H	N.C. Central	57 64
												345	H	Delaware St.	57 52
												348	H	Savannah St.	50 54
LAST 12 Division I GAMES:															
308	N	Omaha	50 57	181	H	UMES	36 68								
343	H	N.C. Central	57 64	348	H	Savannah St.	50 54								
231	H	N.C. A&T	48 56	273	A	Norfolk St.	58 60								
303	A	Morgan St.	71 75	221	A	Howard	68 74								
315	A	Coppin St.	53 73	136	N	Tulane	34 78								
345	H	Delaware St.	57 52	21	A	Miami (FL)	54 103								

Non-Div I Games: Edward Waters 70 64

Florida A&M

■ Loss,
 ■ Non-Conf,
 ■ S Site,
 ■ H Home
 ■ A Away
 N Neutral

Average RPI Win:	124	WON-LOST	WINNING	LAST 10	STRENGTH OF	OPP. STRENGTH	TEAM	ADJ.	CONF.	ADJ CONF.
Average RPI Loss:	34	RECORD	PCT. RANK	GAMES	SCHEDULE	OF SCHEDULE	RPI	RPI	RPI	RPI
DIV. I ONLY	20- 3	11	1- 0	50	16	18	18	1	1	
DIV. I NON-CONF.	12- 1	11	1- 0	154	63	33	33	1	1	
TOTALS	RPI 1-25	RPI 26-50	W-L RECORDS	RPI 51-100	RPI 101-150	RPI 150+				
20- 3	3- 1	1- 1	OVERALL	4- 1	5- 0	7- 0				
11- 3	2- 1	0- 1	HOME	2- 1	3- 0	4- 0				
7- 0	0- 0	1- 0	AWAY	2- 0	2- 0	2- 0				
2- 0	1- 0	0- 0	NEUTRAL	0- 0	0- 0	1- 0				
12- 1	1- 0	0- 0	NON-CONFERENCE	1- 1	3- 0	7- 0				
7- 1	0- 0	0- 0	HOME	1- 1	2- 0	4- 0				
3- 0	0- 0	0- 0	AWAY	0- 0	1- 0	2- 0				
2- 0	1- 0	0- 0	NEUTRAL	0- 0	0- 0	1- 0				
8- 2	2- 1	1- 1	CONFERENCE	3- 0	2- 0	0- 0				
4- 2	2- 1	0- 1	HOME	1- 0	1- 0	0- 0				
4- 0	0- 0	1- 0	AWAY	2- 0	1- 0	0- 0				
0- 0	0- 0	0- 0	NEUTRAL	0- 0	0- 0	0- 0				

RPI	S	Opponent	Score
3	H	Louisville	49 68
10	H	NC State	75 70
12	N	Iowa	71 67
21	H	Miami (FL)	62 58

RPI	S	Opponent	Score
28	A	North Carolina	64 63
46	H	Clemson	45 57

RPI	S	Opponent	Score
53	H	LSU	45 58
61	A	Virginia Tech	56 54
63	H	Duke	66 62
92	H	Troy	103 67
97	A	Virginia	63 61

RPI	S	Opponent	Score
107	H	Wake Forest	85 61
108	A	Boston College	91 71
118	A	St. John's (NY)	57 53
120	H	Creighton	71 52
123	H	Penn St.	87 58
152	A	Mercer	57 56
156	H	Georgia St.	79 43
187	A	Milwaukee	87 62
205	H	Florida	63 56
226	H	Jacksonville	79 46
284	H	North Florida	74 53
317	N	Eastern Ky.	62 45

LAST 12 Division I GAMES:

12	N	Iowa	71 67	63	H	Duke	66 62
10	H	NC State	75 70	108	A	Boston College	91 71
107	H	Wake Forest	85 61	46	H	Clemson	45 57
21	H	Miami (FL)	62 58	28	A	North Carolina	64 63
61	A	Virginia Tech	56 54	97	A	Virginia	63 61
3	H	Louisville	49 68	156	H	Georgia St.	79 43

Non-Div I Games:

Florida St.

■ Loss,
 ■ Non-Conf, S Site,
 ■ Home
 ■ Away
 N Neutral

Average RPI Win:	208	WON-LOST	WINNING	LAST 10	STRENGTH OF	OPP. STRENGTH	TEAM	ADJ.	CONF.	ADJ CONF.
Average RPI Loss:	103	RECORD	PCT. RANK	GAMES	SCHEDULE	OF SCHEDULE	RPI	RPI	RPI	RPI
DIV. I ONLY	16- 8	87	1- 0	247	89	137	137	17	17	
DIV. I NON-CONF.	9- 5	105	1- 0	255	31	145	145	16	16	
TOTALS	RPI 1-25	RPI 26-50	W-L RECORDS	RPI 51-100	RPI 101-150	RPI 150+				
16- 8	0- 0	0- 1	OVERALL	2- 2	1- 5	13- 0				
9- 3	0- 0	0- 0	HOME	2- 0	0- 3	7- 0				
5- 4	0- 0	0- 0	AWAY	0- 2	0- 2	5- 0				
2- 1	0- 0	0- 1	NEUTRAL	0- 0	1- 0	1- 0				
9- 5	0- 0	0- 1	NON-CONFERENCE	2- 2	1- 2	6- 0				
6- 1	0- 0	0- 0	HOME	2- 0	0- 1	4- 0				
1- 3	0- 0	0- 0	AWAY	0- 2	0- 1	1- 0				
2- 1	0- 0	0- 1	NEUTRAL	0- 0	1- 0	1- 0				
7- 3	0- 0	0- 0	CONFERENCE	0- 0	0- 3	7- 0				
3- 2	0- 0	0- 0	HOME	0- 0	0- 2	3- 0				
4- 1	0- 0	0- 0	AWAY	0- 0	0- 1	4- 0				
0- 0	0- 0	0- 0	NEUTRAL	0- 0	0- 0	0- 0				

RPI S	Opponent	Score	RPI S	Opponent	Score	RPI S	Opponent	Score	RPI S	Opponent	Score	Team's RPI: 137
			31 N	Texas	54 72	56 H	Middle Tenn.	61 49	102 A	Dayton	50 72	
						75 H	Maine	72 64	113 H	VCU	44 47	
						89 A	Northeastern	54 58	123 H	Penn St.	55 72	
						90 A	Georgetown	38 58	129 A	Pittsburgh	62 65	
									140 N	Washington	65 57	
									149 H	Davidson	56 60	
									158 H	Duquesne	57 46	
									167 H	Charlotte	71 64	
									176 N	Ball St.	78 70	
									190 A	Saint Louis	56 53	
									190 H	Saint Louis	54 51	
									194 A	George Washington	50 38	
									216 A	Rhode Island	56 38	
									258 H	Columbia	68 49	
									260 H	Richmond	60 48	
									280 A	La Salle	65 54	
									313 H	Manhattan	65 61	
									327 H	Wagner	80 59	
									332 A	Iona	57 40	
LAST 12 Division I GAMES:												
			56 H	Middle Tenn.	61 49	149 H	Davidson	56 60				
			31 N	Texas	54 72	216 A	Rhode Island	56 38				
			140 N	Washington	65 57	102 A	Dayton	50 72				
			190 H	Saint Louis	54 51	113 H	VCU	44 47				
			158 H	Duquesne	57 46	190 A	Saint Louis	56 53				
			280 A	La Salle	65 54	260 H	Richmond	60 48				

Non-Div I Games:

Fordham

Loss,
Non-Conf, S Site,
H Home
A Away
N Neutral

Average RPI Win:	223	WON-LOST	WINNING	LAST 10	STRENGTH OF	OPP. STRENGTH	TEAM	ADJ.	CONF.	ADJ CONF.
Average RPI Loss:	72	RECORD	PCT. RANK	GAMES	SCHEDULE	OF SCHEDULE	RPI	RPI	RPI	RPI
DIV. I ONLY	12- 7	105	1- 0	177	116	115	115	15	15	
DIV. I NON-CONF.	5- 4	139	0- 0	182	61	117	117	13	13	
TOTALS	RPI 1-25	RPI 26-50	W-L RECORDS	RPI 51-100	RPI 101-150	RPI 150+				
12- 7	0- 1	0- 2	OVERALL	1- 3	0- 0	11- 1				
7- 2	0- 0	0- 0	HOME	1- 2	0- 0	6- 0				
5- 5	0- 1	0- 2	AWAY	0- 1	0- 0	5- 1				
0- 0	0- 0	0- 0	NEUTRAL	0- 0	0- 0	0- 0				
5- 4	0- 1	0- 2	NON-CONFERENCE	1- 0	0- 0	4- 1				
4- 0	0- 0	0- 0	HOME	1- 0	0- 0	3- 0				
1- 4	0- 1	0- 2	AWAY	0- 0	0- 0	1- 1				
0- 0	0- 0	0- 0	NEUTRAL	0- 0	0- 0	0- 0				
7- 3	0- 0	0- 0	CONFERENCE	0- 3	0- 0	7- 0				
3- 2	0- 0	0- 0	HOME	0- 2	0- 0	3- 0				
4- 1	0- 0	0- 0	AWAY	0- 1	0- 0	4- 0				
0- 0	0- 0	0- 0	NEUTRAL	0- 0	0- 0	0- 0				

RPI 1-25				RPI 26-50				RPI 51-100				RPI 101+ Team's RPI: 115			
RPI	S	Opponent	Score	RPI	S	Opponent	Score	RPI	S	Opponent	Score	RPI	S	Opponent	Score
17	A	Arizona St.	52 68	42	A	Southern California	61 62	51	H	Wyoming	56 63	177	H	Santa Clara	80 53
				43	A	UCLA	80 89	52	A	New Mexico	73 82	187	H	Milwaukee	65 48
								57	H	Boise St.	60 72	200	A	Eastern Wash.	68 58
								95	H	UT Arlington	70 61	204	A	Utah St.	64 53
												204	H	Utah St.	70 59
												217	A	San Diego St.	87 81
												243	A	Northern Ariz.	73 86
												245	A	Nevada	79 63
												248	A	Colorado St.	66 55
												248	H	Colorado St.	57 54
												323	H	Cal Poly	76 58
												329	H	San Jose St.	77 48
LAST 12 Division I GAMES:															
204	A	Utah St.	64 53	245	A	Nevada	79 63								
52	A	New Mexico	73 82	204	H	Utah St.	70 59								
51	H	Wyoming	56 63	248	A	Colorado St.	66 55								
248	H	Colorado St.	57 54	329	H	San Jose St.	77 48								
217	A	San Diego St.	87 81	17	A	Arizona St.	52 68								
57	H	Boise St.	60 72	177	H	Santa Clara	80 53								

Non-Div I Games: Stanislaus St. 86 51 Fresno Pacific 90 51

Fresno St.

■ Loss,
 ■ Non-Conf, S Site,
 ■ Home
 ■ Away
 N Neutral

Average RPI Win: 295	WON-LOST	WINNING	LAST 10	STRENGTH OF	OPP. STRENGTH	TEAM	ADJ.	CONF.	ADJ CONF.
Average RPI Loss: 137	RECORD	PCT. RANK	GAMES	SCHEDULE	OF SCHEDULE	RPI	RPI	RPI	RPI
DIV. I ONLY	12- 9	133	1- 0	330	216	233	233	26	26
DIV. I NON-CONF.	7- 6	153	0- 0	271	212	208	208	24	24
TOTALS	RPI 1-25	RPI 26-50	W-L RECORDS	RPI 51-100	RPI 101-150	RPI 150+			
12- 9	0- 2	0- 0	OVERALL	0- 1	0- 2	12- 4			
9- 2	0- 0	0- 0	HOME	0- 1	0- 0	9- 1			
2- 6	0- 2	0- 0	AWAY	0- 0	0- 2	2- 2			
1- 1	0- 0	0- 0	NEUTRAL	0- 0	0- 0	1- 1			
7- 6	0- 2	0- 0	NON-CONFERENCE	0- 1	0- 1	7- 2			
5- 1	0- 0	0- 0	HOME	0- 1	0- 0	5- 0			
1- 4	0- 2	0- 0	AWAY	0- 0	0- 1	1- 1			
1- 1	0- 0	0- 0	NEUTRAL	0- 0	0- 0	1- 1			
5- 3	0- 0	0- 0	CONFERENCE	0- 0	0- 1	5- 2			
4- 1	0- 0	0- 0	HOME	0- 0	0- 0	4- 1			
1- 2	0- 0	0- 0	AWAY	0- 0	0- 1	1- 1			
0- 0	0- 0	0- 0	NEUTRAL	0- 0	0- 0	0- 0			

RPI 1-25				RPI 26-50				RPI 51-100				RPI 101+ Team's RPI: 233			
RPI	S	Opponent	Score	RPI	S	Opponent	Score	RPI	S	Opponent	Score	RPI	S	Opponent	Score
7	A	Mississippi St.	41 106					56	H	Middle Tenn.	71 78	103	A	Georgia	38 61
16	A	South Carolina	53 66									130	A	Chattanooga	53 73
												152	H	Mercer	60 75
												195	H	UNC Asheville	58 47
												223	N	Western Ill.	78 85
												252	A	ETSU	70 75
												257	H	Gardner-Webb	70 57
												262	H	Samford	57 36
												282	A	Col. of Charleston	70 67
												289	H	Wofford	63 50
												294	H	Fla. Atlantic	73 57
												298	A	Kennesaw St.	63 74
												309	H	UNC Greensboro	64 61
												312	N	Fairfield	77 70
												331	H	Presbyterian	76 68
												336	A	Western Caro.	53 28
												336	H	Western Caro.	65 55
												337	H	USC Upstate	78 67
LAST 12 Division I GAMES:															
336	A	Western Caro.	53 28	336	H	Western Caro.	65 55	309	H	UNC Greensboro	64 61				
152	H	Mercer	60 75	331	H	Presbyterian	76 68	16	A	South Carolina	53 66				
262	H	Samford	57 36	223	N	Western Ill.	78 85	312	N	Fairfield	77 70				
289	H	Wofford	63 50												
130	A	Chattanooga	53 73												
252	A	ETSU	70 75												

Non-Div I Games: Coker 71 42 North Greenville 74 **78**

Furman

Ga. Southern

Through Games Of Feb. 8, 2019

Average RPI Win:	274	WON-LOST	WINNING	LAST 10	STRENGTH OF	OPP. STRENGTH	TEAM	ADJ.	CONF.	ADJ CONF.
Average RPI Loss:	168	RECORD	PCT. RANK	GAMES	SCHEDULE	OF SCHEDULE	RPI	RPI	RPI	RPI
DIV. I ONLY	6- 14	275	1- 0	210	314	279	279	12	12	
DIV. I NON-CONF.	4- 6	212	0- 0	261	346	260	260	15	15	
TOTALS	RPI 1-25	RPI 26-50	W-L RECORDS	RPI 51-100	RPI 101-150	RPI 150+				
6- 14	0- 0	0- 0	OVERALL	0- 4	0- 2	6- 8				
3- 7	0- 0	0- 0	HOME	0- 2	0- 1	3- 4				
3- 7	0- 0	0- 0	AWAY	0- 2	0- 1	3- 4				
0- 0	0- 0	0- 0	NEUTRAL	0- 0	0- 0	0- 0				
4- 6	0- 0	0- 0	NON-CONFERENCE	0- 1	0- 1	4- 4				
2- 2	0- 0	0- 0	HOME	0- 0	0- 0	2- 2				
2- 4	0- 0	0- 0	AWAY	0- 1	0- 1	2- 2				
0- 0	0- 0	0- 0	NEUTRAL	0- 0	0- 0	0- 0				
2- 8	0- 0	0- 0	CONFERENCE	0- 3	0- 1	2- 4				
1- 5	0- 0	0- 0	HOME	0- 2	0- 1	1- 2				
1- 3	0- 0	0- 0	AWAY	0- 1	0- 0	1- 2				
0- 0	0- 0	0- 0	NEUTRAL	0- 0	0- 0	0- 0				

RPI S	Opponent	Score	RPI S	Opponent	Score	RPI S	Opponent	Score	RPI S	Opponent	Score	Team's RPI: 279
						61	A Virginia Tech	49 78	103	A Georgia	38 81	
						92	H Troy	81 97	116	H South Alabama	53 69	
						95	A UT Arlington	48 81	152	H Mercer	72 79	
						95	H UT Arlington	53 74	156	H Georgia St.	66 83	
									160	A Stony Brook	43 72	
									174	A Texas St.	65 55	
									174	H Texas St.	52 64	
									255	A Louisiana	48 59	
									255	H Louisiana	79 71	
									265	H Bethune-Cookman	77 76	
									270	H Winthrop	64 55	
									289	H Wofford	65 81	
									298	A Kennesaw St.	59 78	
									311	A La.-Monroe	57 58	
									331	A Presbyterian	69 68	
									348	A Savannah St.	82 71	
LAST 12 Division I GAMES:												
			255	H Louisiana	79 71		255	A Louisiana	48 59			
			156	H Georgia St.	66 83		311	A La.-Monroe	57 58			
			174	A Texas St.	65 55		95	H UT Arlington	53 74			
			95	A UT Arlington	48 81		174	H Texas St.	52 64			
			116	H South Alabama	53 69		103	A Georgia	38 81			
			92	H Troy	81 97		270	H Winthrop	64 55			

Non-Div I Games: Coastal Ga. 68 46

Ga. Southern

■ Loss,
 ■ Non-Conf, S Site,
 ■ Home
 ■ Away
 N Neutral

Average RPI Win:	265	WON-LOST	WINNING	LAST 10	STRENGTH OF	OPP. STRENGTH	TEAM	ADJ.	CONF.	ADJ CONF.
Average RPI Loss:	197	RECORD	PCT. RANK	GAMES	SCHEDULE	OF SCHEDULE	RPI	RPI	RPI	RPI
DIV. I ONLY	8- 11	223	0- 1	275	332	257	257	28	28	
DIV. I NON-CONF.	3- 6	241	0- 0	221	310	247	247	29	29	
TOTALS	RPI 1-25	RPI 26-50	W-L RECORDS	RPI 51-100	RPI 101-150	RPI 150+				
8- 11	0- 0	0- 0	OVERALL	0- 1	1- 3	7- 7				
4- 4	0- 0	0- 0	HOME	0- 0	1- 2	3- 2				
4- 7	0- 0	0- 0	AWAY	0- 1	0- 1	4- 5				
0- 0	0- 0	0- 0	NEUTRAL	0- 0	0- 0	0- 0				
3- 6	0- 0	0- 0	NON-CONFERENCE	0- 1	1- 1	2- 4				
1- 2	0- 0	0- 0	HOME	0- 0	1- 1	0- 1				
2- 4	0- 0	0- 0	AWAY	0- 1	0- 0	2- 3				
0- 0	0- 0	0- 0	NEUTRAL	0- 0	0- 0	0- 0				
5- 5	0- 0	0- 0	CONFERENCE	0- 0	0- 2	5- 3				
3- 2	0- 0	0- 0	HOME	0- 0	0- 1	3- 1				
2- 3	0- 0	0- 0	AWAY	0- 0	0- 1	2- 2				
0- 0	0- 0	0- 0	NEUTRAL	0- 0	0- 0	0- 0				

RPI 1-25			RPI 26-50			RPI 51-100			RPI 101+			Team's RPI: 257
RPI	S	Opponent	Score	RPI	S	Opponent	Score	RPI	S	Opponent	Score	
						83 A Drexel	48 65	114 A Radford			69 79	
								122 H Morehead St.			69 84	
								125 H High Point			61 78	
								149 H Davidson			54 49	
								155 A Delaware			45 69	
								192 A Hampton			80 82	
								195 H UNC Asheville			69 59	
								205 A Florida			60 58	
								233 A Furman			57 70	
								247 H Mt. St. Mary's			62 69	
								251 A Campbell			52 38	
								270 H Winthrop			62 64	
								289 A Wofford			53 59	
								314 H Charleston So.			75 65	
								331 A Presbyterian			66 58	
								336 A Western Caro.			62 52	
								337 H USC Upstate			92 72	
								342 A Longwood			79 85	
LAST 12 Division I GAMES:												
114 A Radford			69 79	331 A Presbyterian			66 58					
342 A Longwood			79 85	125 H High Point			61 78					
314 H Charleston So.			75 65	195 H UNC Asheville			69 59					
192 A Hampton			80 82	251 A Campbell			52 38					
337 H USC Upstate			92 72	336 A Western Caro.			62 52					
270 H Winthrop			62 64	155 A Delaware			45 69					

Non-Div I Games: Converse 79 51 Warren Wilson 100 37 Pfeiffer 82 46

Gardner-Webb

George Mason

Through Games Of Feb. 8, 2019

Average RPI Win:	228	WON-LOST	WINNING	LAST 10	STRENGTH OF	OPP. STRENGTH	TEAM	ADJ.	CONF.	ADJ CONF.
Average RPI Loss:	158	RECORD	PCT. RANK	GAMES	SCHEDULE	OF SCHEDULE	RPI	RPI	RPI	RPI
DIV. I ONLY	12- 10	145	1- 0	320	131	202	202	17	17	
DIV. I NON-CONF.	8- 5	120	0- 0	305	149	184	184	16	16	
TOTALS	RPI 1-25	RPI 26-50	W-L RECORDS	RPI 51-100	RPI 101-150	RPI 150+				
12- 10	0- 0	0- 0	OVERALL	0- 1	0- 4	12- 5				
7- 3	0- 0	0- 0	HOME	0- 0	0- 1	7- 2				
5- 7	0- 0	0- 0	AWAY	0- 1	0- 3	5- 3				
0- 0	0- 0	0- 0	NEUTRAL	0- 0	0- 0	0- 0				
8- 5	0- 0	0- 0	NON-CONFERENCE	0- 1	0- 3	8- 1				
5- 1	0- 0	0- 0	HOME	0- 0	0- 1	5- 0				
3- 4	0- 0	0- 0	AWAY	0- 1	0- 2	3- 1				
0- 0	0- 0	0- 0	NEUTRAL	0- 0	0- 0	0- 0				
4- 5	0- 0	0- 0	CONFERENCE	0- 0	0- 1	4- 4				
2- 2	0- 0	0- 0	HOME	0- 0	0- 0	2- 2				
2- 3	0- 0	0- 0	AWAY	0- 0	0- 1	2- 2				
0- 0	0- 0	0- 0	NEUTRAL	0- 0	0- 0	0- 0				

RPI 1-25			RPI 26-50			RPI 51-100			RPI 101+			Team's RPI: 202
RPI	S	Opponent	Score	RPI	S	Opponent	Score	RPI	S	Opponent	Score	
						94 A American	71 86					
								109 H Houston			56 66	
								110 A Kansas			56 77	
								140 A Washington			52 81	
								149 A Davidson			59 67	
								155 H Delaware			72 46	
								158 H Duquesne			57 60	
								181 H UMES			70 49	
								190 A Saint Louis			53 60	
								194 A George Washington			64 60	
								194 H George Washington			61 46	
								197 A Massachusetts			70 52	
								206 A St. Bonaventure			55 64	
								206 H St. Bonaventure			57 68	
								216 H Rhode Island			75 69	
								220 A UMKC			91 84	
								221 A Howard			59 73	
								228 H Colgate			64 61	
								249 A Air Force			78 71	
								282 H Col. of Charleston			66 52	
								300 H Loyola Maryland			70 38	
								317 A Eastern Ky.			91 75	
LAST 12 Division I GAMES:												
194	H	George Washington	61 46	158	H	Duquesne	57 60					
206	A	St. Bonaventure	55 64	206	H	St. Bonaventure	57 68					
190	A	Saint Louis	53 60	149	A	Davidson	59 67					
216	H	Rhode Island	75 69	282	H	Col. of Charleston	66 52					
194	A	George Washington	64 60	181	H	UMES	70 49					
197	A	Massachusetts	70 52	109	H	Houston	56 66					

Non-Div I Games:

George Mason

■ Loss,
 ■ Non-Conf,
 ■ S Site,
 ■ H Home
 ■ A Away
 N Neutral

George Washington				Through Games Of Feb. 9, 1919						
Average RPI Win:	162	WON-LOST	WINNING	LAST 10	STRENGTH OF	OPP. STRENGTH	TEAM	ADJ.	CONF.	ADJ CONF.
Average RPI Loss:	137	RECORD	PCT. RANK	GAMES	SCHEDULE	OF SCHEDULE	RPI	RPI	RPI	RPI
DIV. I ONLY	8- 15	255	0- 1	84	143	194	194	17	17	
DIV. I NON-CONF.	3- 10	278	0- 0	48	78	230	230	16	16	
TOTALS	RPI 1-25	RPI 26-50	W-L RECORDS	RPI 51-100	RPI 101-150	RPI 150+				
8- 15	0- 2	0- 3	OVERALL	1- 0	3- 3	4- 7				
5- 7	0- 1	0- 1	HOME	1- 0	3- 2	1- 3				
3- 6	0- 0	0- 1	AWAY	0- 0	0- 1	3- 4				
0- 2	0- 1	0- 1	NEUTRAL	0- 0	0- 0	0- 0				
3- 10	0- 2	0- 3	NON-CONFERENCE	1- 0	1- 1	1- 4				
3- 4	0- 1	0- 1	HOME	1- 0	1- 0	1- 2				
0- 4	0- 0	0- 1	AWAY	0- 0	0- 1	0- 2				
0- 2	0- 1	0- 1	NEUTRAL	0- 0	0- 0	0- 0				
5- 5	0- 0	0- 0	CONFERENCE	0- 0	2- 2	3- 3				
2- 3	0- 0	0- 0	HOME	0- 0	2- 2	0- 1				
3- 2	0- 0	0- 0	AWAY	0- 0	0- 0	3- 2				
0- 0	0- 0	0- 0	NEUTRAL	0- 0	0- 0	0- 0				

RPI 1-25				RPI 26-50				RPI 51-100				RPI 101+				Team's RPI: 194	
RPI	S	Opponent	Score	RPI	S	Opponent	Score	RPI	S	Opponent	Score	RPI	S	Opponent	Score		
10	N	NC State	61 69	33	A	James Madison	37 50	91	H	Princeton	64 49	102	H	Dayton	46 45		
19	H	Maryland	30 69	41	H	Villanova	45 60					112	H	Towson	76 63		
				50	N	Georgia Tech	55 70					113	H	VCU	57 48		
												135	A	South Fla.	30 63		
												137	H	Fordham	38 50		
												149	H	Davidson	42 62		
												152	H	Mercer	53 61		
												158	A	Duquesne	55 54		
												165	A	William & Mary	59 73		
												190	A	Saint Louis	44 60		
												202	A	George Mason	46 61		
												202	H	George Mason	60 64		
												216	A	Rhode Island	64 59		
												225	H	Memphis	51 38		
												235	H	Monmouth	51 55		
												280	A	La Salle	67 59		
												332	A	Iona	43 52		
LAST 12 Division I GAMES:																	
202	A	George Mason	46 61	280	A	La Salle	67 59										
190	A	Saint Louis	44 60	102	H	Dayton	46 45										
149	H	Davidson	42 62	216	A	Rhode Island	64 59										
158	A	Duquesne	55 54	137	H	Fordham	38 50										
113	H	VCU	57 48	225	H	Memphis	51 38										
202	H	George Mason	60 64	165	A	William & Mary	59 73										

Non-Div I Games:

George Washington

Loss, Non-Conf, S Site, H Home A Away N Neutral

Average RPI Win: 156		WON-LOST	WINNING	LAST 10	STRENGTH OF		OPP. STRENGTH	TEAM	ADJ.	CONF.	ADJ CONF.
Average RPI Loss: 52		RECORD	PCT. RANK	GAMES	SCHEDULE		OF SCHEDULE	RPI	RPI	RPI	RPI
DIV. I ONLY		11- 12	173	0- 1	15		52	90	90	6	6
DIV. I NON-CONF.		6- 5	143	0- 0	26		69	73	73	4	4
TOTALS		RPI 1-25	RPI 26-50		W-L RECORDS		RPI 51-100	RPI 101-150		RPI 150+	
11- 12	0- 5	1- 3		OVERALL		2- 0	3- 4		5- 0		
8- 5	0- 2	1- 2		HOME		1- 0	3- 1		3- 0		
3- 5	0- 1	0- 1		AWAY		1- 0	0- 3		2- 0		
0- 2	0- 2	0- 0		NEUTRAL		0- 0	0- 0		0- 0		
6- 5	0- 3	0- 1		NON-CONFERENCE		0- 0	2- 1		4- 0		
4- 2	0- 1	0- 0		HOME		0- 0	2- 1		2- 0		
2- 1	0- 0	0- 1		AWAY		0- 0	0- 0		2- 0		
0- 2	0- 2	0- 0		NEUTRAL		0- 0	0- 0		0- 0		
5- 7	0- 2	1- 2		CONFERENCE		2- 0	1- 3		1- 0		
4- 3	0- 1	1- 2		HOME		1- 0	1- 0		1- 0		
1- 4	0- 1	0- 0		AWAY		1- 0	0- 3		0- 0		
0- 0	0- 0	0- 0		NEUTRAL		0- 0	0- 0		0- 0		

RPI 1-25				RPI 26-50				RPI 51-100				Team's RPI: 90		RPI 101+			
RPI	S	Opponent	Score	RPI	S	Opponent	Score	RPI	S	Opponent	Score			RPI	S	Opponent	Score
2	N	Baylor	46 67	33	A	James Madison	57 69	96	A	Providence	68 52			111	A	Seton Hall	63 76
9	A	Marquette	52 59	35	H	DePaul	64 69	96	H	Providence	61 56			113	H	VCU	45 47
9	H	Marquette	62 72	41	H	Villanova	68 63							118	A	St. John's (NY)	51 59
10	H	NC State	65 76	45	H	Butler	50 59							120	A	Creighton	38 65
24	N	Buffalo	64 73											120	H	Creighton	62 53
														129	H	Pittsburgh	70 41
														137	H	Fordham	58 38
														169	H	Xavier	68 61
														181	H	UMES	74 55
														188	A	Rider	79 49
														260	A	Richmond	73 53
														300	H	Loyola Maryland	45 30
LAST 12 Division I GAMES:																	
				9	A	Marquette	52 59	9	H	Marquette	62 72						
				96	H	Providence	61 56	35	H	DePaul	64 69						
				120	H	Creighton	62 53	120	A	Creighton	38 65						
				111	A	Seton Hall	63 76	96	A	Providence	68 52						
				118	A	St. John's (NY)	51 59	45	H	Butler	50 59						
				41	H	Villanova	68 63	169	H	Xavier	68 61						

Non-Div I Games:

Georgetown

Loss, Non-Conf, S Site, H Home A Away N Neutral

Average RPI Win:	214	WON-LOST	WINNING	LAST 10	STRENGTH OF	OPP. STRENGTH	TEAM	ADJ.	CONF.	ADJ CONF.
Average RPI Loss:	45	RECORD	PCT. RANK	GAMES	SCHEDULE	OF SCHEDULE	RPI	RPI	RPI	RPI
DIV. I ONLY	13- 9	122	0- 1	86	88	103	103	5	5	
DIV. I NON-CONF.	9- 4	85	0- 0	241	234	142	142	5	5	
TOTALS	RPI 1-25	RPI 26-50	W-L RECORDS	RPI 51-100	RPI 101-150	RPI 150+				
13- 9	0- 3	0- 4	OVERALL	3- 1	0- 1	10- 0				
10- 2	0- 1	0- 0	HOME	2- 0	0- 1	8- 0				
2- 6	0- 1	0- 4	AWAY	1- 1	0- 0	1- 0				
1- 1	0- 1	0- 0	NEUTRAL	0- 0	0- 0	1- 0				
9- 4	0- 1	0- 3	NON-CONFERENCE	0- 0	0- 0	9- 0				
8- 0	0- 0	0- 0	HOME	0- 0	0- 0	8- 0				
0- 3	0- 0	0- 3	AWAY	0- 0	0- 0	0- 0				
1- 1	0- 1	0- 0	NEUTRAL	0- 0	0- 0	1- 0				
4- 5	0- 2	0- 1	CONFERENCE	3- 1	0- 1	1- 0				
2- 2	0- 1	0- 0	HOME	2- 0	0- 1	0- 0				
2- 3	0- 1	0- 1	AWAY	1- 1	0- 0	1- 0				
0- 0	0- 0	0- 0	NEUTRAL	0- 0	0- 0	0- 0				

RPI 1-25				RPI 26-50				RPI 51-100				RPI 101+ Team's RPI: 103			
RPI	S	Opponent	Score	RPI	S	Opponent	Score	RPI	S	Opponent	Score	RPI	S	Opponent	Score
7	A	Mississippi St.	71 80	29	A	Missouri	35 61	53	H	LSU	63 50	128	H	Alabama	53 58
19	N	Maryland	51 58	41	A	Villanova	56 62	62	H	Tennessee	66 62	152	H	Mercer	67 60
20	H	Texas A&M	66 76	43	A	UCLA	69 80	65	A	Auburn	58 59	175	A	Vanderbilt	71 64
				50	A	Georgia Tech	53 63	73	A	Arkansas	80 72	206	H	St. Bonaventure	67 40
												233	H	Furman	61 38
												270	H	Winthrop	85 39
												279	H	Ga. Southern	81 38
												303	N	Morgan St.	60 33
												314	H	Charleston So.	83 75
												328	H	Lipscomb	77 45
												331	H	Presbyterian	83 59
LAST 12 Division I GAMES:															
65	A	Auburn	58 59	7	A	Mississippi St.	71 80	175	A	Vanderbilt	71 64	53	H	LSU	63 50
73	A	Arkansas	80 72	29	A	Missouri	35 61	279	H	Ga. Southern	81 38	331	H	Presbyterian	83 59
128	H	Alabama	53 58	41	A	Villanova	56 62	328	H	Lipscomb	77 45				
20	H	Texas A&M	66 76	43	A	UCLA	69 80								
29	A	Missouri	35 61	50	A	Georgia Tech	53 63								
62	H	Tennessee	66 62												

Non-Div I Games:

Georgia

■ Loss,
 ■ Non-Conf,
 ■ S Site,
 ■ H Home
 ■ A Away
 N Neutral

Average RPI Win:	257	WON-LOST	WINNING	LAST 10	STRENGTH OF	OPP. STRENGTH	TEAM	ADJ.	CONF.	ADJ CONF.
Average RPI Loss:	114	RECORD	PCT. RANK	GAMES	SCHEDULE	OF SCHEDULE	RPI	RPI	RPI	RPI
DIV. I ONLY	12- 9	133	1- 0	199	246	156	156	12	12	
DIV. I NON-CONF.	6- 5	143	0- 0	224	247	175	175	15	15	
TOTALS	RPI 1-25	RPI 26-50	W-L RECORDS	RPI 51-100	RPI 101-150	RPI 150+				
12- 9	0- 1	0- 2	OVERALL	2- 2	0- 1	10- 3				
7- 3	0- 0	0- 1	HOME	2- 0	0- 1	5- 1				
5- 6	0- 1	0- 1	AWAY	0- 2	0- 0	5- 2				
0- 0	0- 0	0- 0	NEUTRAL	0- 0	0- 0	0- 0				
6- 5	0- 1	0- 2	NON-CONFERENCE	0- 1	0- 0	6- 1				
4- 1	0- 0	0- 1	HOME	0- 0	0- 0	4- 0				
2- 4	0- 1	0- 1	AWAY	0- 1	0- 0	2- 1				
0- 0	0- 0	0- 0	NEUTRAL	0- 0	0- 0	0- 0				
6- 4	0- 0	0- 0	CONFERENCE	2- 1	0- 1	4- 2				
3- 2	0- 0	0- 0	HOME	2- 0	0- 1	1- 1				
3- 2	0- 0	0- 0	AWAY	0- 1	0- 0	3- 1				
0- 0	0- 0	0- 0	NEUTRAL	0- 0	0- 0	0- 0				

RPI 1-25				RPI 26-50				RPI 51-100				RPI 101+ Team's RPI: 156			
RPI	S	Opponent	Score	RPI	S	Opponent	Score	RPI	S	Opponent	Score	RPI	S	Opponent	Score
18	A	Florida St.	43 79	34	A	Rice	49 66	56	A	Middle Tenn.	54 69	116	H	South Alabama	59 68
				50	H	Georgia Tech	71 78	92	H	Troy	84 80	174	A	Texas St.	57 34
								95	A	UT Arlington	45 69	174	H	Texas St.	60 69
								95	H	UT Arlington	50 48	229	A	Jacksonville St.	56 61
												255	A	Louisiana	54 57
												265	H	Bethune-Cookman	62 57
												279	A	Ga. Southern	83 66
												294	A	Fla. Atlantic	75 59
												298	H	Kennesaw St.	79 73
												309	H	UNC Greensboro	70 63
												311	A	La.-Monroe	56 41
												311	H	La.-Monroe	68 46
												316	A	FIU	67 61
												343	H	N.C. Central	65 54
LAST 12 Division I GAMES:															
311	H	La.-Monroe	68 46	311	A	La.-Monroe	56 41	255	A	Louisiana	54 57				
279	A	Ga. Southern	83 66					174	H	Texas St.	60 69				
95	A	UT Arlington	45 69					95	H	UT Arlington	50 48				
174	A	Texas St.	57 34					18	A	Florida St.	43 79				
92	H	Troy	84 80					265	H	Bethune-Cookman	62 57				
116	H	South Alabama	59 68												

Non-Div I Games:

Georgia St.

■ Loss,
 ■ Non-Conf, S Site,
 ■ Home
 ■ Away
 N Neutral

Georgia Tech				Through Games Of Feb. 27, 1919						
Average RPI Win:	162	WON-LOST	WINNING	LAST 10	STRENGTH OF	OPP. STRENGTH	TEAM	ADJ.	CONF.	ADJ CONF.
Average RPI Loss:	35	RECORD	PCT. RANK	GAMES	SCHEDULE	OF SCHEDULE	RPI	RPI	RPI	RPI
DIV. I ONLY	14- 9	114	1- 0	37	18	50	50	1	1	
DIV. I NON-CONF.	10- 3	59	0- 0	165	153	61	61	1	1	
TOTALS	RPI 1-25	RPI 26-50	W-L RECORDS	RPI 51-100	RPI 101-150	RPI 150+				
14- 9	1- 5	0- 2	OVERALL	1- 0	6- 2	6- 0				
9- 2	1- 2	0- 0	HOME	1- 0	3- 0	4- 0				
2- 6	0- 3	0- 2	AWAY	0- 0	1- 1	1- 0				
3- 1	0- 0	0- 0	NEUTRAL	0- 0	2- 1	1- 0				
10- 3	0- 1	0- 0	NON-CONFERENCE	0- 0	4- 2	6- 0				
6- 0	0- 0	0- 0	HOME	0- 0	2- 0	4- 0				
1- 2	0- 1	0- 0	AWAY	0- 0	0- 1	1- 0				
3- 1	0- 0	0- 0	NEUTRAL	0- 0	2- 1	1- 0				
4- 6	1- 4	0- 2	CONFERENCE	1- 0	2- 0	0- 0				
3- 2	1- 2	0- 0	HOME	1- 0	1- 0	0- 0				
1- 4	0- 2	0- 2	AWAY	0- 0	1- 0	0- 0				
0- 0	0- 0	0- 0	NEUTRAL	0- 0	0- 0	0- 0				

[illegible]

Non-Div I Games:

Georgia Tech

Loss, Non-Conf, S Site, H Home A Away N Neutral

Average RPI Win:	125	WON-LOST	WINNING	LAST 10	STRENGTH OF	OPP. STRENGTH	TEAM	ADJ.	CONF.	ADJ CONF.
Average RPI Loss:	20	RECORD	PCT. RANK	GAMES	SCHEDULE	OF SCHEDULE	RPI	RPI	RPI	RPI
DIV. I ONLY	21- 2	5	1- 0	51	26	13	13	8	8	
DIV. I NON-CONF.	11- 1	13	1- 0	55	4	11	11	7	7	
TOTALS	RPI 1-25	RPI 26-50	W-L RECORDS	RPI 51-100	RPI 101-150	RPI 150+				
21- 2	2- 1	2- 1	OVERALL	5- 0	5- 0	7- 0				
11- 0	1- 0	1- 0	HOME	2- 0	3- 0	4- 0				
8- 1	0- 0	1- 1	AWAY	3- 0	1- 0	3- 0				
2- 1	1- 1	0- 0	NEUTRAL	0- 0	1- 0	0- 0				
11- 1	2- 1	0- 0	NON-CONFERENCE	2- 0	4- 0	3- 0				
6- 0	1- 0	0- 0	HOME	1- 0	3- 0	1- 0				
3- 0	0- 0	0- 0	AWAY	1- 0	0- 0	2- 0				
2- 1	1- 1	0- 0	NEUTRAL	0- 0	1- 0	0- 0				
10- 1	0- 0	2- 1	CONFERENCE	3- 0	1- 0	4- 0				
5- 0	0- 0	1- 0	HOME	1- 0	0- 0	3- 0				
5- 1	0- 0	1- 1	AWAY	2- 0	1- 0	1- 0				
0- 0	0- 0	0- 0	NEUTRAL	0- 0	0- 0	0- 0				

RPI 1-25				RPI 26-50				RPI 51-100				RPI 101+			
RPI	S	Opponent	Score	RPI	S	Opponent	Score	RPI	S	Opponent	Score	RPI	S	Opponent	Score
1	N	Notre Dame	65 81	39	A	BYU	68 70	58	A	Missouri St.	70 67	101	H	Idaho St.	70 51
4	H	Stanford	79 73	47	A	Saint Mary's (CA)	66 52	77	A	Pacific	63 51	121	N	Western Ky.	76 55
15	N	Rutgers	57 40	47	H	Saint Mary's (CA)	74 62	77	H	Pacific	88 65	132	H	Washington St.	76 53
								93	H	Idaho	88 51	133	A	Pepperdine	79 54
								100	A	Loyola Marymount	78 53	146	H	Montana	76 52
												161	H	Portland	97 71
												177	H	Santa Clara	78 61
												200	A	Eastern Wash.	63 51
												209	A	UNLV	70 59
												234	H	San Francisco	78 51
												248	H	Colorado St.	50 39
												253	A	San Diego	86 61
LAST 12 Division I GAMES:															
121	N	Western Ky.	76 55	253	A	San Diego	86 61								
15	N	Rutgers	57 40	39	A	BYU	68 70								
47	A	Saint Mary's (CA)	66 52	161	H	Portland	97 71								
77	A	Pacific	63 51	77	H	Pacific	88 65								
177	H	Santa Clara	78 61	47	H	Saint Mary's (CA)	74 62								
234	H	San Francisco	78 51	133	A	Pepperdine	79 54								

Non-Div I Games:

Gonzaga

■ Loss,
 ■ Non-Conf, S Site,
 ■ Home
 ■ Away
 N Neutral

Average RPI Win: 236	WON-LOST	WINNING	LAST 10	STRENGTH OF	OPP. STRENGTH	TEAM	ADJ.	CONF.	ADJ CONF.
Average RPI Loss: 157	RECORD	PCT. RANK	GAMES	SCHEDULE	OF SCHEDULE	RPI	RPI	RPI	RPI
DIV. I ONLY	9- 12	218	0- 1	227	228	203	203	29	29
DIV. I NON-CONF.	3- 9	271	0- 0	52	94	185	185	27	27
TOTALS	RPI 1-25	RPI 26-50	W-L RECORDS	RPI 51-100	RPI 101-150	RPI 150+			
9- 12	0- 0	1- 1	OVERALL	1- 3	0- 3	7- 5			
3- 3	0- 0	0- 0	HOME	0- 0	0- 0	3- 3			
4- 8	0- 0	0- 0	AWAY	0- 3	0- 3	4- 2			
2- 1	0- 0	1- 1	NEUTRAL	1- 0	0- 0	0- 0			
3- 9	0- 0	1- 1	NON-CONFERENCE	1- 3	0- 3	1- 2			
1- 0	0- 0	0- 0	HOME	0- 0	0- 0	1- 0			
0- 8	0- 0	0- 0	AWAY	0- 3	0- 3	0- 2			
2- 1	0- 0	1- 1	NEUTRAL	1- 0	0- 0	0- 0			
6- 3	0- 0	0- 0	CONFERENCE	0- 0	0- 0	6- 3			
2- 3	0- 0	0- 0	HOME	0- 0	0- 0	2- 3			
4- 0	0- 0	0- 0	AWAY	0- 0	0- 0	4- 0			
0- 0	0- 0	0- 0	NEUTRAL	0- 0	0- 0	0- 0			

RPI S	Opponent	Score	RPI S	Opponent	Score	RPI S	Opponent	Score	RPI S	Opponent	Score	Team's RPI: 203
			37 N	South Dakota	53 67	65 A	Auburn	48 97	110 A	Kansas	45 76	
			38 N	Indiana	65 62	87 A	Oklahoma St.	40 86	128 A	Alabama	55 73	
						95 A	UT Arlington	54 78	135 A	South Fla.	50 67	
						100 N	Loyola Marymount	62 61	173 H	Southern U.	81 86	
									186 A	Southern Miss.	47 68	
									193 A	Prairie View	64 63	
									236 A	Alabama St.	80 72	
									239 A	Texas Southern	75 67	
									256 A	Wichita St.	61 70	
									301 H	Mississippi Val.	52 54	
									304 A	Alabama A&M	63 51	
									307 H	Jackson St.	74 77	
									321 H	McNeese	75 51	
									346 H	Ark.-Pine Bluff	77 57	
									350 H	Alcorn	61 56	
LAST 12 Division I GAMES:												
301 H	Mississippi Val.	52 54	173 H	Southern U.	81 86							
346 H	Ark.-Pine Bluff	77 57	304 A	Alabama A&M	63 51							
307 H	Jackson St.	74 77	236 A	Alabama St.	80 72							
193 A	Prairie View	64 63	87 A	Oklahoma St.	40 86							
239 A	Texas Southern	75 67	100 N	Loyola Marymount	62 61							
350 H	Alcorn	61 56	38 N	Indiana	65 62							

Non-Div I Games:

Grambling

■ Loss,
 ■ Non-Conf,
 ■ S Site,
 ■ Home
 ■ A Away
 N Neutral

Average RPI Win: 291		WON-LOST	WINNING	LAST 10	STRENGTH OF	OPP. STRENGTH	TEAM	ADJ.	CONF.	ADJ CONF.
Average RPI Loss: 221		RECORD	PCT. RANK	GAMES	SCHEDULE	OF SCHEDULE	RPI	RPI	RPI	RPI
DIV. I ONLY		5- 14	295	0- 1	345	326	340	340	30	30
DIV. I NON-CONF.		2- 8	293	0- 0	334	293	347	347	30	30
TOTALS	RPI 1-25	RPI 26-50		W-L RECORDS		RPI 51-100	RPI 101-150	RPI 150+		
5- 14	0- 0	0- 0		OVERALL		0- 0	0- 2	5- 12		
4- 5	0- 0	0- 0		HOME		0- 0	0- 1	4- 4		
1- 9	0- 0	0- 0		AWAY		0- 0	0- 1	1- 8		
0- 0	0- 0	0- 0		NEUTRAL		0- 0	0- 0	0- 0		
2- 8	0- 0	0- 0		NON-CONFERENCE		0- 0	0- 2	2- 6		
2- 3	0- 0	0- 0		HOME		0- 0	0- 1	2- 2		
0- 5	0- 0	0- 0		AWAY		0- 0	0- 1	0- 4		
0- 0	0- 0	0- 0		NEUTRAL		0- 0	0- 0	0- 0		
3- 6	0- 0	0- 0		CONFERENCE		0- 0	0- 0	3- 6		
2- 2	0- 0	0- 0		HOME		0- 0	0- 0	2- 2		
1- 4	0- 0	0- 0		AWAY		0- 0	0- 0	1- 4		
0- 0	0- 0	0- 0		NEUTRAL		0- 0	0- 0	0- 0		

RPI 1-25				RPI 26-50				RPI 51-100				RPI 101+				Team's RPI: 340	
RPI	S	Opponent	Score	RPI	S	Opponent	Score	RPI	S	Opponent	Score	RPI	S	Opponent	Score		
												119	A	UNCW	55	77	
												146	H	Montana	47	69	
												153	H	Portland St.	55	60	
												163	H	New Mexico St.	54	51	
												171	H	Indiana St.	81	88	
												177	A	Santa Clara	55	75	
												207	A	East Carolina	47	59	
												219	A	UTRGV	42	49	
												219	H	UTRGV	50	66	
												220	A	UMKC	45	73	
												261	A	Long Beach St.	50	57	
												276	H	CSU Bakersfield	46	59	
												278	A	Utah Valley	46	57	
												283	H	California Baptist	75	71	
												297	A	UC Santa Barbara	55	66	
												320	H	Incarinate Word	74	63	
												339	A	Seattle U	74	73	
												347	A	Chicago St.	48	50	
												351	H	LIU Brooklyn	65	62	
LAST 12 Division I GAMES:																	
				219	A	UTRGV	42	49				163	H	New Mexico St.	54	51	
				276	H	CSU Bakersfield	46	59				339	A	Seattle U	74	73	
				283	H	California Baptist	75	71				278	A	Utah Valley	46	57	
				220	A	UMKC	45	73				177	A	Santa Clara	55	75	
				347	A	Chicago St.	48	50				261	A	Long Beach St.	50	57	
				219	H	UTRGV	50	66				153	H	Portland St.	55	60	

Non-Div I Games:

Grand Canyon

Loss, Non-Conf, S Site, H Home A Away N Neutral

Average RPI Win:	206	WON-LOST	WINNING	LAST 10	STRENGTH OF	OPP. STRENGTH	TEAM	ADJ.	CONF.	ADJ CONF.
Average RPI Loss:	56	RECORD	PCT. RANK	GAMES	SCHEDULE	OF SCHEDULE	RPI	RPI	RPI	RPI
DIV. I ONLY	13- 7	95	1- 0	90	117	72	72	20	20	
DIV. I NON-CONF.	4- 5	190	0- 0	4	13	34	34	17	17	
TOTALS	RPI 1-25	RPI 26-50	W-L RECORDS	RPI 51-100	RPI 101-150	RPI 150+				
13- 7	0- 1	1- 3	OVERALL	1- 2	2- 1	9- 0				
8- 2	0- 0	0- 0	HOME	1- 1	2- 1	5- 0				
5- 5	0- 1	1- 3	AWAY	0- 1	0- 0	4- 0				
0- 0	0- 0	0- 0	NEUTRAL	0- 0	0- 0	0- 0				
4- 5	0- 1	1- 3	NON-CONFERENCE	1- 1	1- 0	1- 0				
3- 1	0- 0	0- 0	HOME	1- 1	1- 0	1- 0				
1- 4	0- 1	1- 3	AWAY	0- 0	0- 0	0- 0				
0- 0	0- 0	0- 0	NEUTRAL	0- 0	0- 0	0- 0				
9- 2	0- 0	0- 0	CONFERENCE	0- 1	1- 1	8- 0				
5- 1	0- 0	0- 0	HOME	0- 0	1- 1	4- 0				
4- 1	0- 0	0- 0	AWAY	0- 1	0- 0	4- 0				
0- 0	0- 0	0- 0	NEUTRAL	0- 0	0- 0	0- 0				

RPI 1-25				RPI 26-50				RPI 51-100				Team's RPI: 72		RPI 101+			
RPI	S	Opponent	Score	RPI	S	Opponent	Score	RPI	S	Opponent	Score			RPI	S	Opponent	Score
9	A	Marquette	54 80	27	A	South Dakota St.	47 77	75	H	Maine	70 39			102	H	Dayton	51 35
				29	A	Missouri	56 49	78	A	Wright St.	67 85			124	H	IUPUI	63 67
				35	A	DePaul	64 73	80	H	Northwestern	55 57			131	H	Youngstown St.	60 42
				37	A	South Dakota	49 55							180	H	Wisconsin	55 46
														187	A	Milwaukee	76 62
														187	H	Milwaukee	59 45
														268	H	Cleveland St.	62 53
														277	A	Northern Ky.	81 61
														277	H	Northern Ky.	70 42
														306	A	Oakland	77 53
														330	A	Detroit Mercy	65 40
														333	H	UIC	62 32
LAST 12 Division I GAMES:																	
				277	H	Northern Ky.	70 42					131	H	Youngstown St.	60 42		
				187	H	Milwaukee	59 45					268	H	Cleveland St.	62 53		
				124	H	IUPUI	63 67					277	A	Northern Ky.	81 61		
				333	H	UIC	62 32					78	A	Wright St.	67 85		
				306	A	Oakland	77 53					187	A	Milwaukee	76 62		
				330	A	Detroit Mercy	65 40					9	A	Marquette	54 80		

Non-Div I Games: Wis.-Parkside 81 32

Green Bay

Loss,
Non-Conf, S Site,
H Home
A Away
N Neutral

Average RPI Win:	250	WON-LOST	WINNING	LAST 10	STRENGTH OF	OPP. STRENGTH	TEAM	ADJ.	CONF.	ADJ CONF.
Average RPI Loss:	171	RECORD	PCT. RANK	GAMES	SCHEDULE	OF SCHEDULE	RPI	RPI	RPI	RPI
DIV. I ONLY	11- 9	142	0- 1	259	257	192	192	28	28	
DIV. I NON-CONF.	3- 7	256	0- 1	205	114	265	265	29	29	
TOTALS	RPI 1-25	RPI 26-50	W-L RECORDS	RPI 51-100	RPI 101-150	RPI 150+				
11- 9	0- 1	1- 0	OVERALL	0- 1	1- 2	9- 5				
7- 2	0- 0	1- 0	HOME	0- 0	1- 1	5- 1				
4- 5	0- 1	0- 0	AWAY	0- 0	0- 1	4- 3				
0- 2	0- 0	0- 0	NEUTRAL	0- 1	0- 0	0- 1				
3- 7	0- 1	1- 0	NON-CONFERENCE	0- 1	0- 1	2- 4				
2- 2	0- 0	1- 0	HOME	0- 0	0- 1	1- 1				
1- 3	0- 1	0- 0	AWAY	0- 0	0- 0	1- 2				
0- 2	0- 0	0- 0	NEUTRAL	0- 1	0- 0	0- 1				
8- 2	0- 0	0- 0	CONFERENCE	0- 0	1- 1	7- 1				
5- 0	0- 0	0- 0	HOME	0- 0	1- 0	4- 0				
3- 2	0- 0	0- 0	AWAY	0- 0	0- 1	3- 1				
0- 0	0- 0	0- 0	NEUTRAL	0- 0	0- 0	0- 0				

RPI 1-25				RPI 26-50				RPI 51-100				RPI 101+ Team's RPI: 192			
RPI	S	Opponent	Score	RPI	S	Opponent	Score	RPI	S	Opponent	Score	RPI	S	Opponent	Score
10	A	NC State	51 83	33	H	James Madison	72 65	69	N	SFA	68 70	114	H	Radford	68 54
												125	A	High Point	73 82
												130	H	Chattanooga	50 58
												195	A	UNC Asheville	61 58
												198	H	Elon	62 77
												232	N	Sacramento St.	61 65
												251	A	Campbell	46 52
												257	H	Gardner-Webb	82 80
												258	A	Columbia	63 88
												262	H	Samford	64 57
												264	A	Cornell	53 79
												270	A	Winthrop	84 63
												294	A	Fla. Atlantic	72 68
												314	A	Charleston So.	74 66
												331	H	Presbyterian	79 62
												337	H	USC Upstate	67 43
												342	H	Longwood	66 40
LAST 12 Division I GAMES:															
232	N	Sacramento St.	61 65	251	A	Campbell	46 52								
331	H	Presbyterian	79 62	342	H	Longwood	66 40								
125	A	High Point	73 82	114	H	Radford	68 54								
337	H	USC Upstate	67 43	195	A	UNC Asheville	61 58								
257	H	Gardner-Webb	82 80	314	A	Charleston So.	74 66								
270	A	Winthrop	84 63	258	A	Columbia	63 88								

Non-Div I Games: Mid-Atlantic Christ115 48

Hampton

■ Loss,
 ■ Non-Conf, S Site,
 ■ Home
 ■ Away
 N Neutral

Average RPI Win:	239	WON-LOST	WINNING	LAST 10	STRENGTH OF	OPP. STRENGTH	TEAM	ADJ.	CONF.	ADJ CONF.
Average RPI Loss:	80	RECORD	PCT. RANK	GAMES	SCHEDULE	OF SCHEDULE	RPI	RPI	RPI	RPI
DIV. I ONLY	16- 8	87	0- 1	160	183	105	105	23	23	
DIV. I NON-CONF.	7- 7	162	0- 1	110	83	131	131	25	25	
TOTALS	RPI 1-25	RPI 26-50	W-L RECORDS	RPI 51-100	RPI 101-150	RPI 150+				
16- 8	0- 3	0- 1	OVERALL	2- 2	0- 0	14- 2				
9- 2	0- 1	0- 0	HOME	2- 1	0- 0	7- 0				
7- 4	0- 1	0- 1	AWAY	0- 1	0- 0	7- 1				
0- 2	0- 1	0- 0	NEUTRAL	0- 0	0- 0	0- 1				
7- 7	0- 3	0- 1	NON-CONFERENCE	1- 2	0- 0	6- 1				
4- 2	0- 1	0- 0	HOME	1- 1	0- 0	3- 0				
3- 3	0- 1	0- 1	AWAY	0- 1	0- 0	3- 0				
0- 2	0- 1	0- 0	NEUTRAL	0- 0	0- 0	0- 1				
9- 1	0- 0	0- 0	CONFERENCE	1- 0	0- 0	8- 1				
5- 0	0- 0	0- 0	HOME	1- 0	0- 0	4- 0				
4- 1	0- 0	0- 0	AWAY	0- 0	0- 0	4- 1				
0- 0	0- 0	0- 0	NEUTRAL	0- 0	0- 0	0- 0				

RPI 1-25				RPI 26-50				RPI 51-100				RPI 101+ Team's RPI: 105			
RPI	S	Opponent	Score	RPI	S	Opponent	Score	RPI	S	Opponent	Score	RPI	S	Opponent	Score
3	N	Louisville	69 86	41	A	Villanova	41 59	52	A	New Mexico	65 72	160	A	Stony Brook	64 36
21	A	Miami (FL)	62 75					75	H	Maine	49 46	160	H	Stony Brook	73 62
25	H	Michigan St.	66 74					85	H	Harvard	73 60	162	N	Southern Ill.	50 72
								91	H	Princeton	38 75	165	H	William & Mary	50 45
												216	A	Rhode Island	65 51
												240	H	Albany (NY)	82 35
												244	A	Binghamton	62 73
												271	H	Vermont	61 32
												296	A	Central Conn. St.	54 52
												299	A	UMBC	66 52
												299	H	UMBC	92 47
												302	H	Bryant	67 57
												303	H	Morgan St.	80 59
												310	A	NJIT	84 53
												324	A	UMass Lowell	66 44
												326	A	New Hampshire	66 48
LAST 12 Division I GAMES:															
52	A	New Mexico	65 72	326	A	New Hampshire	66 48								
21	A	Miami (FL)	62 75	324	A	UMass Lowell	66 44								
299	H	UMBC	92 47	75	H	Maine	49 46								
160	H	Stony Brook	73 62	271	H	Vermont	61 32								
244	A	Binghamton	62 73	299	A	UMBC	66 52								
240	H	Albany (NY)	82 35	160	A	Stony Brook	64 36								

Non-Div I Games:

Hartford

■ Loss,
 ■ Non-Conf, S Site,
 ■ Home
 ■ Away
 N Neutral

Average RPI Win:	198	WON-LOST	WINNING	LAST 10	STRENGTH OF	OPP. STRENGTH	TEAM	ADJ.	CONF.	ADJ CONF.
Average RPI Loss:	80	RECORD	PCT. RANK	GAMES	SCHEDULE	OF SCHEDULE	RPI	RPI	RPI	RPI
DIV. I ONLY	10- 8	141	1- 0	75	94	85	85	11	11	
DIV. I NON-CONF.	7- 6	153	1- 0	64	32	77	77	11	11	
TOTALS	RPI 1-25	RPI 26-50	W-L RECORDS	RPI 51-100	RPI 101-150	RPI 150+				
10- 8	0- 2	1- 1	OVERALL	0- 3	1- 1	8- 1				
3- 3	0- 1	0- 0	HOME	0- 2	0- 0	3- 0				
6- 5	0- 1	1- 1	AWAY	0- 1	1- 1	4- 1				
1- 0	0- 0	0- 0	NEUTRAL	0- 0	0- 0	1- 0				
7- 6	0- 2	1- 1	NON-CONFERENCE	0- 2	1- 1	5- 0				
2- 3	0- 1	0- 0	HOME	0- 2	0- 0	2- 0				
4- 3	0- 1	1- 1	AWAY	0- 0	1- 1	2- 0				
1- 0	0- 0	0- 0	NEUTRAL	0- 0	0- 0	1- 0				
3- 2	0- 0	0- 0	CONFERENCE	0- 1	0- 0	3- 1				
1- 0	0- 0	0- 0	HOME	0- 0	0- 0	1- 0				
2- 2	0- 0	0- 0	AWAY	0- 1	0- 0	2- 1				
0- 0	0- 0	0- 0	NEUTRAL	0- 0	0- 0	0- 0				

RPI 1-25				RPI 26-50				RPI 51-100				Team's RPI: 85	RPI 101+			
RPI	S	Opponent	Score	RPI	S	Opponent	Score	RPI	S	Opponent	Score		RPI	S	Opponent	Score
1	A	Notre Dame	58 103	30	A	California	85 79	64	H	Quinnipiac	67 72		105	A	Hartford	60 73
15	H	Rutgers	49 60	44	A	Purdue	65 66	75	H	Maine	60 67		143	A	CSUN	75 55
								76	A	Yale	62 65		164	H	Boston U.	67 47
													208	A	Dartmouth	73 57
													208	H	Dartmouth	56 46
													216	A	Rhode Island	80 47
													227	A	Brown	100 83
													229	N	Jacksonville St.	69 62
													258	A	Columbia	65 75
													272	A	Siena	73 54
													280	H	La Salle	88 43
LAST 12 Division I GAMES:																
143	A	CSUN	75 55	30	A	California	85 79	216	A	Rhode Island	80 47		15	H	Rutgers	49 60
258	A	Columbia	65 75	164	H	Boston U.	67 47	75	H	Maine	60 67		64	H	Quinnipiac	67 72
227	A	Brown	100 83	76	A	Yale	62 65									
208	A	Dartmouth	73 57													
208	H	Dartmouth	56 46													

Non-Div I Games:

Harvard

■ Loss,
■ Non-Conf, S Site,
■ Home
■ Away
N Neutral

Hawaii

Through Games Of Feb. 8, 2019

Average RPI Win:	230	WON-LOST	WINNING	LAST 10	STRENGTH OF	OPP. STRENGTH	TEAM	ADJ.	CONF.	ADJ CONF.
Average RPI Loss:	148	RECORD	PCT. RANK	GAMES	SCHEDULE	OF SCHEDULE	RPI	RPI	RPI	RPI
DIV. I ONLY	8- 12	230	0- 1	196	178	224	224	21	21	
DIV. I NON-CONF.	3- 9	271	0- 1	161	96	271	271	20	20	
TOTALS	RPI 1-25	RPI 26-50	W-L RECORDS	RPI 51-100	RPI 101-150	RPI 150+				
8- 12	0- 1	0- 1	OVERALL	2- 2	0- 2	6- 6				
4- 7	0- 1	0- 0	HOME	2- 2	0- 2	2- 2				
4- 4	0- 0	0- 0	AWAY	0- 0	0- 0	4- 4				
0- 1	0- 0	0- 1	NEUTRAL	0- 0	0- 0	0- 0				
3- 9	0- 1	0- 1	NON-CONFERENCE	1- 2	0- 1	2- 4				
2- 5	0- 1	0- 0	HOME	1- 2	0- 1	1- 1				
1- 3	0- 0	0- 0	AWAY	0- 0	0- 0	1- 3				
0- 1	0- 0	0- 1	NEUTRAL	0- 0	0- 0	0- 0				
5- 3	0- 0	0- 0	CONFERENCE	1- 0	0- 1	4- 2				
2- 2	0- 0	0- 0	HOME	1- 0	0- 1	1- 1				
3- 1	0- 0	0- 0	AWAY	0- 0	0- 0	3- 1				
0- 0	0- 0	0- 0	NEUTRAL	0- 0	0- 0	0- 0				

RPI 1-25				RPI 26-50				RPI 51-100				RPI 101+ Team's RPI: 224			
RPI	S	Opponent	Score	RPI	S	Opponent	Score	RPI	S	Opponent	Score	RPI	S	Opponent	Score
4	H	Stanford	59 81	40	N	Utah	48 73	67	H	FGCU	67 73	133	H	Pepperdine	64 65
								81	H	UC Davis	65 60	143	H	CSUN	29 49
								93	H	Idaho	69 61	161	H	Portland	65 72
								94	H	American	57 69	168	H	UC Riverside	55 60
												172	A	UC Irvine	70 68
												209	A	UNLV	66 61
												217	A	San Diego St.	57 58
												245	A	Nevada	78 79
												250	A	Cal St. Fullerton	68 72
												253	A	San Diego	50 58
												297	A	UC Santa Barbara	47 35
												323	A	Cal Poly	71 54
												323	H	Cal Poly	70 52
												339	H	Seattle U	67 51
LAST 12 Division I GAMES:															
				40	N	Utah	48 73	143	H	CSUN	29 49				
				172	A	UC Irvine	70 68	81	H	UC Davis	65 60				
				323	H	Cal Poly	70 52	250	A	Cal St. Fullerton	68 72				
				168	H	UC Riverside	55 60	245	A	Nevada	78 79				
				297	A	UC Santa Barbara	47 35	209	A	UNLV	66 61				
				323	A	Cal Poly	71 54	93	H	Idaho	69 61				

Non-Div I Games: Hawaii Pacific 66 51

Hawaii

Loss, Non-Conf, S Site, H Home A Away N Neutral

Average RPI Win:	274	WON-LOST	WINNING	LAST 10	STRENGTH OF	OPP. STRENGTH	TEAM	ADJ.	CONF.	ADJ CONF.
Average RPI Loss:	98	RECORD	PCT. RANK	GAMES	SCHEDULE	OF SCHEDULE	RPI	RPI	RPI	RPI
DIV. I ONLY	13- 6	81	1- 0	238	302	125	125	28	28	
DIV. I NON-CONF.	5- 4	139	0- 0	133	221	110	110	29	29	
TOTALS	RPI 1-25	RPI 26-50	W-L RECORDS	RPI 51-100	RPI 101-150	RPI 150+				
13- 6	0- 0	0- 2	OVERALL	1- 1	0- 2	12- 1				
9- 0	0- 0	0- 0	HOME	1- 0	0- 0	8- 0				
4- 6	0- 0	0- 2	AWAY	0- 1	0- 2	4- 1				
0- 0	0- 0	0- 0	NEUTRAL	0- 0	0- 0	0- 0				
5- 4	0- 0	0- 2	NON-CONFERENCE	1- 1	0- 1	4- 0				
4- 0	0- 0	0- 0	HOME	1- 0	0- 0	3- 0				
1- 4	0- 0	0- 2	AWAY	0- 1	0- 1	1- 0				
0- 0	0- 0	0- 0	NEUTRAL	0- 0	0- 0	0- 0				
8- 2	0- 0	0- 0	CONFERENCE	0- 0	0- 1	8- 1				
5- 0	0- 0	0- 0	HOME	0- 0	0- 0	5- 0				
3- 2	0- 0	0- 0	AWAY	0- 0	0- 1	3- 1				
0- 0	0- 0	0- 0	NEUTRAL	0- 0	0- 0	0- 0				

RPI 1-25				RPI 26-50				RPI 51-100				RPI 101+				Team's RPI: 125
RPI	S	Opponent	Score	RPI	S	Opponent	Score	RPI	S	Opponent	Score	RPI	S	Opponent	Score	
				26	A	Kentucky	49 71	55	A	Miami (OH)	55 68	114	A	Radford	58 80	
				46	A	Clemson	64 83	94	H	American	66 61	149	A	Davidson	62 71	
												192	H	Hampton	82 73	
												195	A	UNC Asheville	56 67	
												251	H	Campbell	65 60	
												252	A	ETSU	73 65	
												257	A	Gardner-Webb	78 61	
												270	H	Winthrop	56 54	
												273	H	Norfolk St.	83 51	
												309	H	UNC Greensboro	82 75	
												314	H	Charleston So.	71 64	
												331	H	Presbyterian	79 40	
												337	A	USC Upstate	87 61	
												342	A	Longwood	65 54	
												343	H	N.C. Central	80 69	
LAST 12 Division I GAMES:																
				342	A	Longwood	65 54	257	A	Gardner-Webb	78 61					
				192	H	Hampton	82 73	331	H	Presbyterian	79 40					
				270	H	Winthrop	56 54	114	A	Radford	58 80					
				314	H	Charleston So.	71 64	337	A	USC Upstate	87 61					
				251	H	Campbell	65 60	252	A	ETSU	73 65					
				195	A	UNC Asheville	56 67	94	H	American	66 61					

Non-Div I Games: Greensboro 102 50 Mars Hill 86 36

High Point

■ Loss,
 ■ Non-Conf,
 ■ S Site,
 ■ Home
 ■ A Away
 N Neutral

Hofstra

Through Games Of Feb. 8, 2019

Average RPI Win: 235	WON-LOST	WINNING	LAST 10	STRENGTH OF	OPP. STRENGTH	TEAM	ADJ.	CONF.	ADJ CONF.
Average RPI Loss: 157	RECORD	PCT. RANK	GAMES	SCHEDULE	OF SCHEDULE	RPI	RPI	RPI	RPI
DIV. I ONLY	6- 15	282	0- 1	152	244	254	254	10	10
DIV. I NON-CONF.	5- 6	177	0- 0	231	338	217	217	10	10
TOTALS	RPI 1-25	RPI 26-50	W-L RECORDS	RPI 51-100	RPI 101-150	RPI 150+			
6- 15	0- 0	0- 1	OVERALL	1- 2	0- 4	5- 8			
2- 7	0- 0	0- 0	HOME	1- 1	0- 1	1- 5			
3- 6	0- 0	0- 1	AWAY	0- 0	0- 2	3- 3			
1- 2	0- 0	0- 0	NEUTRAL	0- 1	0- 1	1- 0			
5- 6	0- 0	0- 0	NON-CONFERENCE	0- 1	0- 1	5- 4			
1- 2	0- 0	0- 0	HOME	0- 0	0- 0	1- 2			
3- 2	0- 0	0- 0	AWAY	0- 0	0- 0	3- 2			
1- 2	0- 0	0- 0	NEUTRAL	0- 1	0- 1	1- 0			
1- 9	0- 0	0- 1	CONFERENCE	1- 1	0- 3	0- 4			
1- 5	0- 0	0- 0	HOME	1- 1	0- 1	0- 3			
0- 4	0- 0	0- 1	AWAY	0- 0	0- 2	0- 1			
0- 0	0- 0	0- 0	NEUTRAL	0- 0	0- 0	0- 0			

RPI S	Opponent	Score	RPI S	Opponent	Score	RPI S	Opponent	Score	RPI S	Opponent	Score	Team's RPI: 254
33	A James Madison	54 77	78	N Wright St.	64 93	112	A Towson	68 92				
			83	H Drexel	49 61	112	H Towson	56 68				
			89	H Northeastern	78 61	119	A UNCW	54 89				
						147	N Marist	57 71				
						155	H Delaware	59 78				
						160	A Stony Brook	49 77				
						165	H William & Mary	55 60				
						198	H Elon	64 77				
						206	A St. Bonaventure	67 59				
						212	N Stetson	53 50				
						213	A Holy Cross	66 72				
						238	H Sacred Heart	64 70				
						258	H Columbia	63 65				
						272	A Siena	57 50				
						282	A Col. of Charleston	62 70				
						299	A UMBC	45 42				
						332	H Iona	74 49				
LAST 12 Division I GAMES:												
112	H Towson	56 68	112	A Towson	68 92							
282	A Col. of Charleston	62 70	33	A James Madison	54 77							
119	A UNCW	54 89	198	H Elon	64 77							
89	H Northeastern	78 61	165	H William & Mary	55 60							
83	H Drexel	49 61	272	A Siena	57 50							
155	H Delaware	59 78	299	A UMBC	45 42							

Non-Div I Games: Wilmington (DE) 77 56

Hofstra

Loss, Non-Conf, S Site, H Home A Away N Neutral

Holy Cross

Through Games Of Feb. 8, 2019

Average RPI Win:	266	WON-LOST	WINNING	LAST 10	STRENGTH OF	OPP. STRENGTH	TEAM	ADJ.	CONF.	ADJ CONF.
Average RPI Loss:	190	RECORD	PCT. RANK	GAMES	SCHEDULE	OF SCHEDULE	RPI	RPI	RPI	RPI
DIV. I ONLY	12- 9	133	1- 0	318	273	213	213	19	19	
DIV. I NON-CONF.	8- 3	72	0- 0	338	300	199	199	22	22	
TOTALS	RPI 1-25	RPI 26-50	W-L RECORDS	RPI 51-100	RPI 101-150	RPI 150+				
12- 9	0- 0	0- 1	OVERALL	0- 1	0- 2	12- 5				
9- 2	0- 0	0- 0	HOME	0- 0	0- 0	9- 2				
3- 7	0- 0	0- 1	AWAY	0- 1	0- 2	3- 3				
0- 0	0- 0	0- 0	NEUTRAL	0- 0	0- 0	0- 0				
8- 3	0- 0	0- 0	NON-CONFERENCE	0- 0	0- 1	8- 2				
5- 1	0- 0	0- 0	HOME	0- 0	0- 0	5- 1				
3- 2	0- 0	0- 0	AWAY	0- 0	0- 1	3- 1				
0- 0	0- 0	0- 0	NEUTRAL	0- 0	0- 0	0- 0				
4- 6	0- 0	0- 1	CONFERENCE	0- 1	0- 1	4- 3				
4- 1	0- 0	0- 0	HOME	0- 0	0- 0	4- 1				
0- 5	0- 0	0- 1	AWAY	0- 1	0- 1	0- 2				
0- 0	0- 0	0- 0	NEUTRAL	0- 0	0- 0	0- 0				

RPI S	Opponent	Score	RPI S	Opponent	Score	RPI S	Opponent	Score	RPI S	Opponent	Score	Team's RPI: 213
49	A Bucknell	71 75	94	A American	58 70	108	A Boston College	63 89	139	A Lehigh	55 64	
						164	H Boston U.	75 69	188	H Rider	71 61	
						214	A Navy	47 54	216	H Rhode Island	73 65	
						227	H Brown	85 89	228	H Colgate	67 70	
						240	A Albany (NY)	56 50	254	H Hofstra	72 66	
						271	A Vermont	65 40	295	H Army West Point	58 39	
						300	H Loyola Maryland	78 60	302	A Bryant	81 62	
						313	H Manhattan	61 53	324	H UMass Lowell	63 54	
						325	A Lafayette	63 73	325	H Lafayette	56 53	
						326	A New Hampshire	62 74				
LAST 12 Division I GAMES:												
325	H Lafayette	56 53	300	H Loyola Maryland	78 60							
94	A American	58 70	139	A Lehigh	55 64							
49	A Bucknell	71 75	325	A Lafayette	63 73							
295	H Army West Point	58 39	228	H Colgate	67 70							
164	H Boston U.	75 69	302	A Bryant	81 62							
214	A Navy	47 54	313	H Manhattan	61 53							

Non-Div I Games:

Holy Cross

Average RPI Win:	207	WON-LOST	WINNING	LAST 10	STRENGTH OF	OPP. STRENGTH	TEAM	ADJ.	CONF.	ADJ CONF.
Average RPI Loss:	74	RECORD	PCT. RANK	GAMES	SCHEDULE	OF SCHEDULE	RPI	RPI	RPI	RPI
DIV. I ONLY	11- 11	159	0- 1	71	85	109	109	9	9	
DIV. I NON-CONF.	6- 7	172	0- 0	78	93	107	107	9	9	
TOTALS	RPI 1-25	RPI 26-50	W-L RECORDS	RPI 51-100	RPI 101-150	RPI 150+				
11- 11	0- 3	1- 1	OVERALL	0- 4	0- 1	10- 2				
4- 5	0- 2	1- 0	HOME	0- 2	0- 1	3- 0				
7- 6	0- 1	0- 1	AWAY	0- 2	0- 0	7- 2				
0- 0	0- 0	0- 0	NEUTRAL	0- 0	0- 0	0- 0				
6- 7	0- 1	1- 1	NON-CONFERENCE	0- 3	0- 1	5- 1				
1- 4	0- 1	1- 0	HOME	0- 2	0- 1	0- 0				
5- 3	0- 0	0- 1	AWAY	0- 1	0- 0	5- 1				
0- 0	0- 0	0- 0	NEUTRAL	0- 0	0- 0	0- 0				
5- 4	0- 2	0- 0	CONFERENCE	0- 1	0- 0	5- 1				
3- 1	0- 1	0- 0	HOME	0- 0	0- 0	3- 0				
2- 3	0- 1	0- 0	AWAY	0- 1	0- 0	2- 1				
0- 0	0- 0	0- 0	NEUTRAL	0- 0	0- 0	0- 0				

RPI 1-25				RPI 26-50				RPI 51-100				RPI 101+ Team's RPI: 109			
RPI	S	Opponent	Score	RPI	S	Opponent	Score	RPI	S	Opponent	Score	RPI	S	Opponent	Score
6	H	UConn	61 81	30	A	California	79 80	52	H	New Mexico	84 89	108	H	Boston College	57 64
14	A	UCF	56 58	50	H	Georgia Tech	95 89	67	A	FGCU	71 76	154	A	Louisiana Tech	88 100
20	H	Texas A&M	52 68					88	A	Cincinnati	57 68	157	H	Tulsa	76 44
								95	H	UT Arlington	61 65	178	A	Temple	65 76
												178	H	Temple	78 65
												186	A	Southern Miss.	61 44
												202	A	George Mason	66 56
												211	A	SMU	72 61
												211	H	SMU	69 68
												252	A	ETSU	84 77
												256	A	Wichita St.	66 58
												258	A	Columbia	83 72
												320	A	Incarinate Word	79 60
LAST 12 Division I GAMES:															
178	A	Temple	65 76	178	H	Temple	78 65								
211	H	SMU	69 68	211	A	SMU	72 61								
14	A	UCF	56 58	6	H	UConn	61 81								
157	H	Tulsa	76 44	186	A	Southern Miss.	61 44								
88	A	Cincinnati	57 68	202	A	George Mason	66 56								
256	A	Wichita St.	66 58	95	H	UT Arlington	61 65								

Non-Div I Games:

Houston

■ Loss,
 ■ Non-Conf,
 ■ S Site,
 ■ H Home
 ■ A Away
 N Neutral

Houston Baptist

Through Games Of Feb. 8, 2019

Average RPI Win:	316	WON-LOST	WINNING	LAST 10	STRENGTH OF	OPP. STRENGTH	TEAM	ADJ.	CONF.	ADJ CONF.
Average RPI Loss:	183	RECORD	PCT. RANK	GAMES	SCHEDULE	OF SCHEDULE	RPI	RPI	RPI	RPI
DIV. I ONLY	3- 13	321	0- 0	276	270	335	335	25	25	
DIV. I NON-CONF.	1- 5	311	0- 0	285	166	332	332	23	23	
TOTALS	RPI 1-25	RPI 26-50	W-L RECORDS	RPI 51-100	RPI 101-150	RPI 150+				
3- 13	0- 0	0- 0	OVERALL	0- 3	0- 1	3- 9				
3- 4	0- 0	0- 0	HOME	0- 0	0- 0	3- 4				
0- 9	0- 0	0- 0	AWAY	0- 3	0- 1	0- 5				
0- 0	0- 0	0- 0	NEUTRAL	0- 0	0- 0	0- 0				
1- 5	0- 0	0- 0	NON-CONFERENCE	0- 1	0- 1	1- 3				
1- 1	0- 0	0- 0	HOME	0- 0	0- 0	1- 1				
0- 4	0- 0	0- 0	AWAY	0- 1	0- 1	0- 2				
0- 0	0- 0	0- 0	NEUTRAL	0- 0	0- 0	0- 0				
2- 8	0- 0	0- 0	CONFERENCE	0- 2	0- 0	2- 6				
2- 3	0- 0	0- 0	HOME	0- 0	0- 0	2- 3				
0- 5	0- 0	0- 0	AWAY	0- 2	0- 0	0- 3				
0- 0	0- 0	0- 0	NEUTRAL	0- 0	0- 0	0- 0				

RPI 1-25				RPI 26-50				RPI 51-100				RPI 101+ Team's RPI: 335			
RPI	S	Opponent	Score	RPI	S	Opponent	Score	RPI	S	Opponent	Score	RPI	S	Opponent	Score
								59	A	Lamar University	50 63	147	A	Texas Tech	76 82
								69	A	SFA	53 65	159	H	Abilene Christian	62 72
								87	A	Oklahoma St.	44 77	179	H	Oral Roberts	56 74
												182	A	North Texas	75 100
												184	A	Nicholls St.	54 77
												201	H	Sam Houston St.	63 74
												256	A	Wichita St.	50 68
												263	H	A&M-Corpus Christi	56 70
												267	A	Southeastern La.	65 73
												311	H	La.-Monroe	68 60
												318	H	New Orleans	83 74
												320	H	Incarnate Word	60 59
												321	A	McNeese	71 81
LAST 12 Division I GAMES:															
				69	A	SFA	53 65					159	H	Abilene Christian	62 72
				263	H	A&M-Corpus Christi	56 70					184	A	Nicholls St.	54 77
				320	H	Incarnate Word	60 59					318	H	New Orleans	83 74
				321	A	McNeese	71 81					59	A	Lamar University	50 63
				267	A	Southeastern La.	65 73					311	H	La.-Monroe	68 60
				201	H	Sam Houston St.	63 74					179	H	Oral Roberts	56 74

Non-Div I Games: Howard Payne 93 60 Tex. A&M Int'l 81 48 McMurry 92 41 Southwest (NM) 100 57
Houston Baptist

Loss, Non-Conf, S Site, H Home A Away N Neutral

Average RPI Win: 288	WON-LOST	WINNING	LAST 10	STRENGTH OF	OPP. STRENGTH	TEAM	ADJ.	CONF.	ADJ CONF.
Average RPI Loss: 180	RECORD	PCT. RANK	GAMES	SCHEDULE	OF SCHEDULE	RPI	RPI	RPI	RPI
DIV. I ONLY	12- 9	133	1- 0	322	337	221	221	32	32
DIV. I NON-CONF.	7- 6	153	0- 0	292	288	196	196	32	32
TOTALS	RPI 1-25	RPI 26-50	W-L RECORDS	RPI 51-100	RPI 101-150	RPI 150+			
12- 9	0- 0	0- 1	OVERALL	0- 1	0- 0	12- 7			
7- 3	0- 0	0- 0	HOME	0- 0	0- 0	7- 3			
5- 6	0- 0	0- 1	AWAY	0- 1	0- 0	5- 4			
0- 0	0- 0	0- 0	NEUTRAL	0- 0	0- 0	0- 0			
7- 6	0- 0	0- 1	NON-CONFERENCE	0- 1	0- 0	7- 4			
2- 2	0- 0	0- 0	HOME	0- 0	0- 0	2- 2			
5- 4	0- 0	0- 1	AWAY	0- 1	0- 0	5- 2			
0- 0	0- 0	0- 0	NEUTRAL	0- 0	0- 0	0- 0			
5- 3	0- 0	0- 0	CONFERENCE	0- 0	0- 0	5- 3			
5- 1	0- 0	0- 0	HOME	0- 0	0- 0	5- 1			
0- 2	0- 0	0- 0	AWAY	0- 0	0- 0	0- 2			
0- 0	0- 0	0- 0	NEUTRAL	0- 0	0- 0	0- 0			

RPI S	Opponent	Score	RPI S	Opponent	Score	RPI S	Opponent	Score	RPI S	Opponent	Score	Team's RPI: 221
28	A North Carolina	63 85	88	A Cincinnati	51 85	152	H Mercer	70 85	165	A William & Mary	75 88	
						181	A UMES	72 80	181	H UMES	73 80	
						202	H George Mason	73 59	222	A Niagara	68 61	
						251	A Campbell	69 64	260	A Richmond	60 67	
						265	H Bethune-Cookman	61 40	272	H Siena	81 86	
						273	H Norfolk St.	74 70	280	A La Salle	57 54	
						291	A South Carolina St.	63 72	303	H Morgan St.	79 56	
						310	H NJIT	77 57	316	A FIU	89 62	
						344	A Fairleigh Dickinson	79 58	345	H Delaware St.	78 62	
						349	H Florida A&M	74 68				
LAST 12 Division I GAMES:												
273	H Norfolk St.	74 70	181	A UMES	72 80	349	H Florida A&M	74 68	28	A North Carolina	63 85	
181	H UMES	73 80	88	A Cincinnati	51 85	152	H Mercer	70 85	165	A William & Mary	75 88	
345	H Delaware St.	78 62	202	H George Mason	73 59	251	A Campbell	69 64	260	A Richmond	60 67	
291	A South Carolina St.	63 72	222	A Niagara	68 61	265	H Bethune-Cookman	61 40	272	H Siena	81 86	
303	H Morgan St.	79 56	273	H Norfolk St.	74 70	280	A La Salle	57 54	291	A South Carolina St.	63 72	
265	H Bethune-Cookman	61 40	280	A La Salle	57 54	303	H Morgan St.	79 56	310	H NJIT	77 57	
			316	A FIU	89 62	344	A Fairleigh Dickinson	79 58	345	H Delaware St.	78 62	
						349	H Florida A&M	74 68				

Non-Div I Games:

Howard

Average RPI Win: 215	WON-LOST	WINNING	LAST 10	STRENGTH OF	OPP. STRENGTH	TEAM	ADJ.	CONF.	ADJ CONF.
Average RPI Loss: 115	RECORD	PCT. RANK	GAMES	SCHEDULE	OF SCHEDULE	RPI	RPI	RPI	RPI
DIV. I ONLY	13- 9	122	1- 0	149	175	124	124	20	20
DIV. I NON-CONF.	5- 5	162	0- 0	63	100	86	86	17	17
TOTALS	RPI 1-25	RPI 26-50	W-L RECORDS	RPI 51-100	RPI 101-150	RPI 150+			
13- 9	0- 1	0- 1	OVERALL	1- 3	3- 1	9- 3			
6- 3	0- 0	0- 1	HOME	0- 2	2- 0	4- 0			
6- 6	0- 1	0- 0	AWAY	1- 1	0- 1	5- 3			
1- 0	0- 0	0- 0	NEUTRAL	0- 0	1- 0	0- 0			
5- 5	0- 1	0- 1	NON-CONFERENCE	0- 1	2- 0	3- 2			
1- 2	0- 0	0- 1	HOME	0- 1	1- 0	0- 0			
3- 3	0- 1	0- 0	AWAY	0- 0	0- 0	3- 2			
1- 0	0- 0	0- 0	NEUTRAL	0- 0	1- 0	0- 0			
8- 4	0- 0	0- 0	CONFERENCE	1- 2	1- 1	6- 1			
5- 1	0- 0	0- 0	HOME	0- 1	1- 0	4- 0			
3- 3	0- 0	0- 0	AWAY	1- 1	0- 1	2- 1			
0- 0	0- 0	0- 0	NEUTRAL	0- 0	0- 0	0- 0			

RPI 1-25				RPI 26-50				RPI 51-100				RPI 101+ Team's RPI: 124			
RPI	S	Opponent	Score	RPI	S	Opponent	Score	RPI	S	Opponent	Score	RPI	S	Opponent	Score
12	A	Iowa	58 72	36	H	Ohio	66 73	72	A	Green Bay	67 63	113	N	VCU	63 61
								78	A	Wright St.	59 66	127	H	UT Martin	73 72
								78	H	Wright St.	75 78	131	A	Youngstown St.	52 70
								82	H	UNI	40 53	131	H	Youngstown St.	64 44
												162	A	Southern Ill.	73 78
												171	A	Indiana St.	64 59
												180	A	Wisconsin	64 65
												187	A	Milwaukee	67 66
												196	A	Ole Miss	66 58
												268	A	Cleveland St.	75 50
												277	A	Northern Ky.	57 60
												277	H	Northern Ky.	70 48
												287	A	UTSA	58 50
												306	H	Oakland	82 53
												330	H	Detroit Mercy	82 47
												333	H	UIC	71 43
LAST 12 Division I GAMES:															
131	H	Youngstown St.	64 44	306	H	Oakland	82 53								
78	A	Wright St.	59 66	330	H	Detroit Mercy	82 47								
277	A	Northern Ky.	57 60	131	A	Youngstown St.	52 70								
72	A	Green Bay	67 63	268	A	Cleveland St.	75 50								
187	A	Milwaukee	67 66	277	H	Northern Ky.	70 48								
333	H	UIC	71 43	78	H	Wright St.	75 78								

Non-Div I Games: Purdue Northwest 101 40

IUPUI

■ Loss,
 ■ Non-Conf, S Site,
 ■ Home
 ■ Away
 N Neutral

Idaho

Through Games Of Feb. 8, 2019

Average RPI Win:	193	WON-LOST	WINNING	LAST 10	STRENGTH OF	OPP. STRENGTH	TEAM	ADJ.	CONF.	ADJ CONF.
Average RPI Loss:	108	RECORD	PCT. RANK	GAMES	SCHEDULE	OF SCHEDULE	RPI	RPI	RPI	RPI
DIV. I ONLY	12- 8	120	1- 0	130	104	93	93	16	16	
DIV. I NON-CONF.	3- 6	241	0- 0	56	33	143	143	12	12	
TOTALS	RPI 1-25	RPI 26-50	W-L RECORDS	RPI 51-100	RPI 101-150	RPI 150+				
12- 8	0- 2	0- 0	OVERALL	0- 2	5- 2	7- 2				
6- 1	0- 0	0- 0	HOME	0- 0	2- 1	4- 0				
6- 6	0- 2	0- 0	AWAY	0- 1	3- 1	3- 2				
0- 1	0- 0	0- 0	NEUTRAL	0- 1	0- 0	0- 0				
3- 6	0- 2	0- 0	NON-CONFERENCE	0- 2	2- 0	1- 2				
2- 0	0- 0	0- 0	HOME	0- 0	1- 0	1- 0				
1- 5	0- 2	0- 0	AWAY	0- 1	1- 0	0- 2				
0- 1	0- 0	0- 0	NEUTRAL	0- 1	0- 0	0- 0				
9- 2	0- 0	0- 0	CONFERENCE	0- 0	3- 2	6- 0				
4- 1	0- 0	0- 0	HOME	0- 0	1- 1	3- 0				
5- 1	0- 0	0- 0	AWAY	0- 0	2- 1	3- 0				
0- 0	0- 0	0- 0	NEUTRAL	0- 0	0- 0	0- 0				

RPI 1-25				RPI 26-50				RPI 51-100 Team's RPI: 93				RPI 101+			
RPI	S	Opponent	Score	RPI	S	Opponent	Score	RPI	S	Opponent	Score	RPI	S	Opponent	Score
4	A	Stanford	71 115					51	A	Wyoming	61 64	101	A	Idaho St.	86 72
13	A	Gonzaga	51 88					57	N	Boise St.	85 91	106	H	Northern Colo.	72 86
												138	A	Montana St.	82 66
												143	H	CSUN	88 73
												146	A	Montana	79 82
												146	H	Montana	76 68
												147	A	Texas Tech	88 77
												153	H	Portland St.	80 78
												200	H	Eastern Wash.	84 68
												224	A	Hawaii	61 69
												232	H	Sacramento St.	104 66
												234	H	San Francisco	70 63
												243	A	Northern Ariz.	86 69
												261	A	Long Beach St.	63 70
												274	A	Southern Utah	82 70
												305	A	Weber St.	79 74
LAST 12 Division I GAMES:															
146	H	Montana	76 68	138	A	Montana St.	82 66								
274	A	Southern Utah	82 70	106	H	Northern Colo.	72 86								
243	A	Northern Ariz.	86 69	200	H	Eastern Wash.	84 68								
153	H	Portland St.	80 78	305	A	Weber St.	79 74								
232	H	Sacramento St.	104 66	101	A	Idaho St.	86 72								
146	A	Montana	79 82	13	A	Gonzaga	51 88								

Non-Div I Games:

Idaho

■ Loss,
 ■ Non-Conf, S Site,
 ■ Home
 ■ Away
 N Neutral

Average RPI Win:	224	WON-LOST	WINNING	LAST 10	STRENGTH OF	OPP. STRENGTH	TEAM	ADJ.	CONF.	ADJ CONF.
Average RPI Loss:	88	RECORD	PCT. RANK	GAMES	SCHEDULE	OF SCHEDULE	RPI	RPI	RPI	RPI
DIV. I ONLY	13- 7	95	0- 1	148	184	101	101	16	16	
DIV. I NON-CONF.	4- 4	162	0- 0	35	196	72	72	12	12	
TOTALS	RPI 1-25	RPI 26-50	W-L RECORDS	RPI 51-100	RPI 101-150	RPI 150+				
13- 7	0- 1	0- 2	OVERALL	0- 2	3- 1	10- 1				
6- 2	0- 0	0- 0	HOME	0- 1	3- 0	3- 1				
6- 4	0- 1	0- 1	AWAY	0- 1	0- 1	6- 0				
1- 1	0- 0	0- 1	NEUTRAL	0- 0	0- 0	1- 0				
4- 4	0- 1	0- 2	NON-CONFERENCE	0- 1	1- 0	3- 0				
2- 0	0- 0	0- 0	HOME	0- 0	1- 0	1- 0				
1- 3	0- 1	0- 1	AWAY	0- 1	0- 0	1- 0				
1- 1	0- 0	0- 1	NEUTRAL	0- 0	0- 0	1- 0				
9- 3	0- 0	0- 0	CONFERENCE	0- 1	2- 1	7- 1				
4- 2	0- 0	0- 0	HOME	0- 1	2- 0	2- 1				
5- 1	0- 0	0- 0	AWAY	0- 0	0- 1	5- 0				
0- 0	0- 0	0- 0	NEUTRAL	0- 0	0- 0	0- 0				

RPI 1-25				RPI 26-50				RPI 51-100				RPI 101+ Team's RPI: 101			
RPI	S	Opponent	Score	RPI	S	Opponent	Score	RPI	S	Opponent	Score	RPI	S	Opponent	Score
13	A	Gonzaga	51 70	40	A	Utah	60 74	68	A	Arizona	46 71	106	A	Northern Colo.	56 60
				50	N	Georgia Tech	51 74	93	H	Idaho	72 86	133	H	Pepperdine	65 63
												138	H	Montana St.	61 43
												146	H	Montana	50 34
												153	A	Portland St.	58 57
												200	H	Eastern Wash.	63 48
												232	A	Sacramento St.	56 42
												232	H	Sacramento St.	73 43
												243	A	Northern Ariz.	80 69
												243	H	Northern Ariz.	77 81
												274	A	Southern Utah	69 57
												278	H	Utah Valley	80 68
												283	A	California Baptist	72 57
												298	N	Kennesaw St.	60 49
												305	A	Weber St.	70 57
LAST 12 Division I GAMES:															
243	H	Northern Ariz.	77 81	232	H	Sacramento St.	73 43								
153	A	Portland St.	58 57	305	A	Weber St.	70 57								
232	A	Sacramento St.	56 42	243	A	Northern Ariz.	80 69								
138	H	Montana St.	61 43	274	A	Southern Utah	69 57								
146	H	Montana	50 34	200	H	Eastern Wash.	63 48								
106	A	Northern Colo.	56 60	93	H	Idaho	72 86								

Non-Div I Games: Benedictine Mesa 88 51

Idaho St.

■ Loss,
 ■ Non-Conf,
 ■ S Site,
 ■ H Home
 ■ A Away
 N Neutral

Average RPI Win:	242	WON-LOST	WINNING	LAST 10	STRENGTH OF	OPP. STRENGTH	TEAM	ADJ.	CONF.	ADJ CONF.
Average RPI Loss:	68	RECORD	PCT. RANK	GAMES	SCHEDULE	OF SCHEDULE	RPI	RPI	RPI	RPI
DIV. I ONLY	9- 14	235	0- 1	89	79	185	185	4	4	
DIV. I NON-CONF.	8- 3	72	0- 0	283	261	176	176	6	6	
TOTALS	RPI 1-25	RPI 26-50	W-L RECORDS	RPI 51-100	RPI 101-150	RPI 150+				
9- 14	0- 4	0- 4	OVERALL	0- 3	1- 2	8- 1				
7- 7	0- 3	0- 2	HOME	0- 1	0- 1	7- 0				
2- 6	0- 1	0- 2	AWAY	0- 2	1- 1	1- 0				
0- 1	0- 0	0- 0	NEUTRAL	0- 0	0- 0	0- 1				
8- 3	0- 0	0- 2	NON-CONFERENCE	0- 0	0- 0	8- 1				
7- 1	0- 0	0- 1	HOME	0- 0	0- 0	7- 0				
1- 1	0- 0	0- 1	AWAY	0- 0	0- 0	1- 0				
0- 1	0- 0	0- 0	NEUTRAL	0- 0	0- 0	0- 1				
1- 11	0- 4	0- 2	CONFERENCE	0- 3	1- 2	0- 0				
0- 6	0- 3	0- 1	HOME	0- 1	0- 1	0- 0				
1- 5	0- 1	0- 1	AWAY	0- 2	1- 1	0- 0				
0- 0	0- 0	0- 0	NEUTRAL	0- 0	0- 0	0- 0				

RPI S	Opponent	Score	RPI S	Opponent	Score	RPI S	Opponent	Score	RPI S	Opponent	Score	Team's RPI: 185
12	H Iowa	75 94	29	H Missouri	45 67	80	A Northwestern	45 68	104	H Nebraska	67 77	
15	H Rutgers	60 71	38	H Indiana	83 85	80	H Northwestern	56 64	117	A Minnesota	66 62	
19	H Maryland	66 80	44	A Purdue	50 72	99	A Ohio St.	70 78	123	A Penn St.	48 62	
25	A Michigan St.	60 77	46	A Clemson	67 69				171	H Indiana St.	75 57	
									183	H Eastern Mich.	72 66	
									232	N Sacramento St.	107 109	
									241	H SIUE	74 57	
									258	H Columbia	76 69	
									288	H Murray St.	84 52	
									292	H Valparaiso	73 54	
									304	H Alabama A&M	88 60	
									323	A Cal Poly	74 51	
LAST 12 Division I GAMES:												
44	A Purdue	50 72	104	H Nebraska	67 77							
19	H Maryland	66 80	123	A Penn St.	48 62							
99	A Ohio St.	70 78	15	H Rutgers	60 71							
80	H Northwestern	56 64	117	A Minnesota	66 62							
25	A Michigan St.	60 77	80	A Northwestern	45 68							
12	H Iowa	75 94	38	H Indiana	83 85							

Non-Div I Games:

Illinois

Average RPI Win:	246	WON-LOST	WINNING	LAST 10	STRENGTH OF	OPP. STRENGTH	TEAM	ADJ.	CONF.	ADJ CONF.
Average RPI Loss:	153	RECORD	PCT. RANK	GAMES	SCHEDULE	OF SCHEDULE	RPI	RPI	RPI	RPI
DIV. I ONLY	11- 9	142	1- 0	264	236	191	191	13	13	
DIV. I NON-CONF.	6- 4	125	0- 0	296	314	178	178	14	14	
TOTALS	RPI 1-25	RPI 26-50	W-L RECORDS	RPI 51-100	RPI 101-150	RPI 150+				
11- 9	0- 1	0- 1	OVERALL	1- 1	0- 1	10- 5				
7- 3	0- 1	0- 0	HOME	1- 1	0- 1	6- 0				
4- 6	0- 0	0- 1	AWAY	0- 0	0- 0	4- 5				
0- 0	0- 0	0- 0	NEUTRAL	0- 0	0- 0	0- 0				
6- 4	0- 0	0- 1	NON-CONFERENCE	0- 0	0- 0	6- 3				
4- 0	0- 0	0- 0	HOME	0- 0	0- 0	4- 0				
2- 4	0- 0	0- 1	AWAY	0- 0	0- 0	2- 3				
0- 0	0- 0	0- 0	NEUTRAL	0- 0	0- 0	0- 0				
5- 5	0- 1	0- 0	CONFERENCE	1- 1	0- 1	4- 2				
3- 3	0- 1	0- 0	HOME	1- 1	0- 1	2- 0				
2- 2	0- 0	0- 0	AWAY	0- 0	0- 0	2- 2				
0- 0	0- 0	0- 0	NEUTRAL	0- 0	0- 0	0- 0				

RPI 1-25			RPI 26-50			RPI 51-100			RPI 101+			Team's RPI: 191
RPI	S	Opponent	Score	RPI	S	Opponent	Score	RPI	S	Opponent	Score	
22	H	Drake	64 82	45	A	Butler	56 58	58	H	Missouri St.	47 59	145 H Bradley 68 79
								82	H	UNI	66 64	162 H Southern Ill. 60 52
												171 A Indiana St. 44 59
												183 A Eastern Mich. 41 50
												190 H Saint Louis 72 67
												220 A UMKC 62 55
												230 H North Dakota 67 55
												241 A SIUE 61 68
												246 A Loyola Chicago 59 62
												268 A Cleveland St. 63 67
												275 H Austin Peay 61 49
												277 A Northern Ky. 58 53
												292 A Valparaiso 70 67
												306 H Oakland 62 56
												338 A Evansville 72 61
												338 H Evansville 82 59
LAST 12 Division I GAMES:												
338	H	Evansville	82 59	338	A	Evansville	72 61					
292	A	Valparaiso	70 67	171	A	Indiana St.	44 59					
246	A	Loyola Chicago	59 62	22	H	Drake	64 82					
145	H	Bradley	68 79	82	H	UNI	66 64					
58	H	Missouri St.	47 59	220	A	UMKC	62 55					
162	H	Southern Ill.	60 52	190	H	Saint Louis	72 67					

Non-Div I Games: Maryville (MO) 61 52

Illinois St.

Average RPI Win:	320	WON-LOST	WINNING	LAST 10	STRENGTH OF	OPP. STRENGTH	TEAM	ADJ.	CONF.	ADJ CONF.
Average RPI Loss:	166	RECORD	PCT. RANK	GAMES	SCHEDULE	OF SCHEDULE	RPI	RPI	RPI	RPI
DIV. I ONLY	2- 18	337	0- 1	185	262	320	320	25	25	
DIV. I NON-CONF.	0- 11	336	0- 0	71	201	304	304	23	23	
TOTALS	RPI 1-25	RPI 26-50	W-L RECORDS	RPI 51-100	RPI 101-150	RPI 150+				
2- 18	0- 1	0- 2	OVERALL	0- 4	0- 2	2- 9				
1- 7	0- 0	0- 1	HOME	0- 3	0- 1	1- 2				
1- 11	0- 1	0- 1	AWAY	0- 1	0- 1	1- 7				
0- 0	0- 0	0- 0	NEUTRAL	0- 0	0- 0	0- 0				
0- 11	0- 1	0- 2	NON-CONFERENCE	0- 2	0- 2	0- 4				
0- 4	0- 0	0- 1	HOME	0- 1	0- 1	0- 1				
0- 7	0- 1	0- 1	AWAY	0- 1	0- 1	0- 3				
0- 0	0- 0	0- 0	NEUTRAL	0- 0	0- 0	0- 0				
2- 7	0- 0	0- 0	CONFERENCE	0- 2	0- 0	2- 5				
1- 3	0- 0	0- 0	HOME	0- 2	0- 0	1- 1				
1- 4	0- 0	0- 0	AWAY	0- 0	0- 0	1- 4				
0- 0	0- 0	0- 0	NEUTRAL	0- 0	0- 0	0- 0				

RPI	S	Opponent	Score	RPI	S	Opponent	Score	RPI	S	Opponent	Score	RPI	S	Opponent	Score	Team's RPI: 320
17	A	Arizona St.	43 81	34	H	Rice	63 74	59	H	Lamar University	51 77	109	H	Houston	60 79	
				37	A	South Dakota	43 96	68	A	Arizona	42 84	117	A	Minnesota	39 75	
								69	H	SFA	56 66	184	A	Nicholls St.	62 86	
								95	H	UT Arlington	49 97	197	A	Massachusetts	59 71	
												201	H	Sam Houston St.	56 76	
												217	A	San Diego St.	38 81	
												293	A	Central Ark.	43 74	
												305	H	Weber St.	64 72	
												318	A	New Orleans	55 58	
												318	H	New Orleans	81 69	
												321	A	McNeese	68 66	
												335	A	Houston Baptist	59 60	
												340	A	Grand Canyon	63 74	
LAST 12 Division I GAMES:																
318	A	New Orleans	55 58	201	H	Sam Houston St.	56 76									
335	A	Houston Baptist	59 60	184	A	Nicholls St.	62 86									
318	H	New Orleans	81 69	321	A	McNeese	68 66									
59	H	Lamar University	51 77	34	H	Rice	63 74									
69	H	SFA	56 66	197	A	Massachusetts	59 71									
293	A	Central Ark.	43 74	117	A	Minnesota	39 75									

Non-Div I Games:

Incarnate Word

Loss, Non-Conf, S Site, H Home A Away N Neutral

Indiana

Through Games Of Feb. 8, 2019

Average RPI Win:	126	WON-LOST	WINNING	LAST 10	STRENGTH OF	OPP. STRENGTH	TEAM	ADJ.	CONF.	ADJ CONF.
Average RPI Loss:	82	RECORD	PCT. RANK	GAMES	SCHEDULE	OF SCHEDULE	RPI	RPI	RPI	RPI
DIV. I ONLY	17- 7	66	0- 1	63	44	38	38	4	4	
DIV. I NON-CONF.	11- 1	13	0- 0	116	59	20	20	6	6	
TOTALS	RPI 1-25	RPI 26-50	W-L RECORDS	RPI 51-100	RPI 101-150	RPI 150+				
17- 7	1- 2	3- 1	OVERALL	4- 2	3- 1	6- 1				
9- 3	1- 1	1- 0	HOME	3- 1	1- 1	3- 0				
6- 3	0- 1	1- 1	AWAY	0- 1	2- 0	3- 0				
2- 1	0- 0	1- 0	NEUTRAL	1- 0	0- 0	0- 1				
11- 1	0- 0	3- 0	NON-CONFERENCE	3- 0	1- 0	4- 1				
6- 0	0- 0	1- 0	HOME	2- 0	0- 0	3- 0				
3- 0	0- 0	1- 0	AWAY	0- 0	1- 0	1- 0				
2- 1	0- 0	1- 0	NEUTRAL	1- 0	0- 0	0- 1				
6- 6	1- 2	0- 1	CONFERENCE	1- 2	2- 1	2- 0				
3- 3	1- 1	0- 0	HOME	1- 1	1- 1	0- 0				
3- 3	0- 1	0- 1	AWAY	0- 1	1- 0	2- 0				
0- 0	0- 0	0- 0	NEUTRAL	0- 0	0- 0	0- 0				

RPI 1-25				RPI 26-50				Team's RPI: 38				RPI 51-100				RPI 101+			
RPI	S	Opponent	Score	RPI	S	Opponent	Score	RPI	S	Opponent	Score	RPI	S	Opponent	Score	RPI	S	Opponent	Score
15	A	Rutgers	64 69	37	N	South Dakota	68 60	58	H	Missouri St.	98 74	104	A	Nebraska	82 78				
19	H	Maryland	56 76	43	A	UCLA	67 65	60	H	Michigan	70 60	107	A	Wake Forest	87 73				
25	H	Michigan St.	68 64	44	A	Purdue	53 56	80	H	Northwestern	69 75	117	H	Minnesota	61 65				
				45	H	Butler	66 46	98	H	Northern Ill.	91 73	123	H	Penn St.	83 75				
								99	A	Ohio St.	50 55	180	A	Wisconsin	75 68				
								100	N	Loyola Marymount	67 43	185	A	Illinois	85 83				
												187	H	Milwaukee	68 66				
												203	N	Grambling	62 65				
												205	H	Florida	83 64				
												284	H	North Florida	75 52				
												306	A	Oakland	59 32				
LAST 12 Division I GAMES:																			
117	H	Minnesota	61 65	80	H	Northwestern	69 75												
104	A	Nebraska	82 78	180	A	Wisconsin	75 68												
15	A	Rutgers	64 69	99	A	Ohio St.	50 55												
19	H	Maryland	56 76	25	H	Michigan St.	68 64												
60	H	Michigan	70 60	123	H	Penn St.	83 75												
44	A	Purdue	53 56	185	A	Illinois	85 83												

Non-Div I Games:

Indiana

■ Loss,
 ■ Non-Conf, S Site,
 ■ Home
 ■ Away
 N Neutral

Average RPI Win:	251	WON-LOST	WINNING	LAST 10	STRENGTH OF	OPP. STRENGTH	TEAM	ADJ.	CONF.	ADJ CONF.
Average RPI Loss:	137	RECORD	PCT. RANK	GAMES	SCHEDULE	OF SCHEDULE	RPI	RPI	RPI	RPI
DIV. I ONLY	9- 11	199	0- 1	161	263	171	171	13	13	
DIV. I NON-CONF.	5- 5	162	0- 0	228	330	179	179	14	14	
TOTALS	RPI 1-25	RPI 26-50	W-L RECORDS	RPI 51-100	RPI 101-150	RPI 150+				
9- 11	0- 1	0- 1	OVERALL	0- 2	0- 3	9- 4				
2- 4	0- 1	0- 0	HOME	0- 1	0- 2	2- 0				
7- 6	0- 0	0- 1	AWAY	0- 1	0- 1	7- 3				
0- 1	0- 0	0- 0	NEUTRAL	0- 0	0- 0	0- 1				
5- 5	0- 0	0- 1	NON-CONFERENCE	0- 0	0- 1	5- 3				
1- 1	0- 0	0- 0	HOME	0- 0	0- 1	1- 0				
4- 3	0- 0	0- 1	AWAY	0- 0	0- 0	4- 2				
0- 1	0- 0	0- 0	NEUTRAL	0- 0	0- 0	0- 1				
4- 6	0- 1	0- 0	CONFERENCE	0- 2	0- 2	4- 1				
1- 3	0- 1	0- 0	HOME	0- 1	0- 1	1- 0				
3- 3	0- 0	0- 0	AWAY	0- 1	0- 1	3- 1				
0- 0	0- 0	0- 0	NEUTRAL	0- 0	0- 0	0- 0				

RPI	S	Opponent	Score	RPI	S	Opponent	Score	RPI	S	Opponent	Score	RPI	S	Opponent	Score	Team's RPI: 171
22	H	Drake	68 70	45	A	Butler	49 72	58	A	Missouri St.	58 71	124	H	IUPUI	59 64	
								82	H	UNI	51 71	145	A	Bradley	80 81	
												145	H	Bradley	45 61	
												162	A	Southern Ill.	61 58	
												172	N	UC Irvine	61 77	
												185	A	Illinois	57 75	
												190	A	Saint Louis	60 56	
												191	H	Illinois St.	59 44	
												199	A	Southeast Mo. St.	62 51	
												218	A	Marshall	62 53	
												246	A	Loyola Chicago	54 56	
												286	A	Eastern Ill.	39 63	
												292	A	Valparaiso	86 82	
												333	H	UIC	60 53	
												338	A	Evansville	76 69	
												340	A	Grand Canyon	88 81	
LAST 12 Division I GAMES:																
145	A	Bradley	80 81	145	H	Bradley	45 61									
338	A	Evansville	76 69	191	H	Illinois St.	59 44									
82	H	UNI	51 71	162	A	Southern Ill.	61 58									
22	H	Drake	68 70	58	A	Missouri St.	58 71									
246	A	Loyola Chicago	54 56	286	A	Eastern Ill.	39 63									
292	A	Valparaiso	86 82	45	A	Butler	49 72									

Non-Div I Games: Davenport 79 43

Indiana St.

■ Loss,
 ■ Non-Conf,
 ■ S Site,
 ■ H Home
 ■ A Away
 N Neutral

Average RPI Win: 194	WON-LOST	WINNING	LAST 10	STRENGTH OF	OPP. STRENGTH	TEAM	ADJ.	CONF.	ADJ CONF.
Average RPI Loss: 182	RECORD	PCT. RANK	GAMES	SCHEDULE	OF SCHEDULE	RPI	RPI	RPI	RPI
DIV. I ONLY	1- 22	350	0- 1	166	251	332	332	27	27
DIV. I NON-CONF.	1- 10	330	0- 0	59	125	277	277	28	28
TOTALS	RPI 1-25	RPI 26-50	W-L RECORDS	RPI 51-100	RPI 101-150	RPI 150+			
1- 22	0- 1	0- 1	OVERALL	0- 3	0- 4	1- 13			
1- 12	0- 1	0- 0	HOME	0- 2	0- 2	1- 7			
0- 10	0- 0	0- 1	AWAY	0- 1	0- 2	0- 6			
0- 0	0- 0	0- 0	NEUTRAL	0- 0	0- 0	0- 0			
1- 10	0- 1	0- 1	NON-CONFERENCE	0- 2	0- 3	1- 3			
1- 5	0- 1	0- 0	HOME	0- 1	0- 2	1- 1			
0- 5	0- 0	0- 1	AWAY	0- 1	0- 1	0- 2			
0- 0	0- 0	0- 0	NEUTRAL	0- 0	0- 0	0- 0			
0- 12	0- 0	0- 0	CONFERENCE	0- 1	0- 1	0- 10			
0- 7	0- 0	0- 0	HOME	0- 1	0- 0	0- 6			
0- 5	0- 0	0- 0	AWAY	0- 0	0- 1	0- 4			
0- 0	0- 0	0- 0	NEUTRAL	0- 0	0- 0	0- 0			

RPI 1-25				RPI 26-50				RPI 51-100				RPI 101+ Team's RPI: 332			
RPI	S	Opponent	Score	RPI	S	Opponent	Score	RPI	S	Opponent	Score	RPI	S	Opponent	Score
23	H	Central Mich.	39 82	49	A	Bucknell	43 81	64	H	Quinnipiac	39 76	110	A	Kansas	44 75
								79	H	Penn	43 66	118	H	St. John's (NY)	35 61
								86	A	Toledo	38 84	137	H	Fordham	40 57
												147	A	Marist	36 76
												160	H	Stony Brook	51 53
												178	A	Temple	39 59
												188	H	Rider	58 66
												194	H	George Washington	52 43
												222	A	Niagara	53 72
												222	H	Niagara	46 58
												235	H	Monmouth	38 55
												254	A	Hofstra	49 74
												272	A	Siena	47 59
												272	H	Siena	45 66
												285	A	Canisius	47 67
												285	H	Canisius	40 48
												312	H	Fairfield	42 55
												313	A	Manhattan	33 55
LAST 12 Division I GAMES:															
272	H	Siena	45 66	313	A	Manhattan	33 55								
222	A	Niagara	53 72	188	H	Rider	58 66								
285	A	Canisius	47 67	222	H	Niagara	46 58								
64	H	Quinnipiac	39 76	285	H	Canisius	40 48								
312	H	Fairfield	42 55	272	A	Siena	47 59								
147	A	Marist	36 76	235	H	Monmouth	38 55								

Non-Div I Games:

Iona

■ Loss,
 ■ Non-Conf, S Site,
 ■ Home
 ■ Away
 N Neutral

Average RPI Win: 112		WON-LOST	WINNING	LAST 10	STRENGTH OF	OPP. STRENGTH	TEAM	ADJ.	CONF.	ADJ CONF.
Average RPI Loss: 30		RECORD	PCT. RANK	GAMES	SCHEDULE	OF SCHEDULE	RPI	RPI	RPI	RPI
DIV. I ONLY		18- 5	33	0- 1	8	31	12	12	4	4
DIV. I NON-CONF.		9- 2	43	0- 1	14	44	10	10	6	6
TOTALS		RPI 1-25	RPI 26-50		W-L RECORDS		RPI 51-100	RPI 101-150	RPI 150+	
18- 5	4- 3	1- 1		OVERALL		3- 1	5- 0	5- 0		
12- 0	3- 0	1- 0		HOME		2- 0	2- 0	4- 0		
5- 4	1- 2	0- 1		AWAY		0- 1	3- 0	1- 0		
1- 1	0- 1	0- 0		NEUTRAL		1- 0	0- 0	0- 0		
9- 2	2- 2	0- 0		NON-CONFERENCE		2- 0	2- 0	3- 0		
6- 0	1- 0	0- 0		HOME		1- 0	1- 0	3- 0		
2- 1	1- 1	0- 0		AWAY		0- 0	1- 0	0- 0		
1- 1	0- 1	0- 0		NEUTRAL		1- 0	0- 0	0- 0		
9- 3	2- 1	1- 1		CONFERENCE		1- 1	3- 0	2- 0		
6- 0	2- 0	1- 0		HOME		1- 0	1- 0	1- 0		
3- 3	0- 1	0- 1		AWAY		0- 1	2- 0	1- 0		
0- 0	0- 0	0- 0		NEUTRAL		0- 0	0- 0	0- 0		

RPI	S	Opponent	Score	RPI	S	Opponent	Score	RPI	S	Opponent	Score	RPI	S	Opponent	Score
1	A	Notre Dame	71 105	44	A	Purdue	57 62	60	A	Michigan	81 90	104	H	Nebraska	77 71
11	H	Iowa St.	73 70	44	H	Purdue	72 58	60	H	Michigan	75 61	117	A	Minnesota	81 63
15	H	Rutgers	72 66					66	N	West Virginia	84 81	121	A	Western Ky.	104 67
18	N	Florida St.	67 71					82	H	UNI	83 57	123	A	Penn St.	81 61
22	A	Drake	91 82									124	H	IUPUI	72 58
25	A	Michigan St.	70 84									179	H	Oral Roberts	90 77
25	H	Michigan St.	86 71									180	H	Wisconsin	71 53
												185	A	Illinois	94 75
												215	H	Robert Morris	92 63
												343	H	N.C. Central	106 39
LAST 12 Division I GAMES:															
18	N	Florida St.	67 71	185	A	Illinois	94 75	60	H	Michigan	75 61	117	A	Minnesota	81 63
25	H	Michigan St.	86 71	60	H	Michigan	75 61	44	A	Purdue	57 62	180	H	Wisconsin	71 53
123	A	Penn St.	81 61	117	A	Minnesota	81 63	104	H	Nebraska	77 71				
60	A	Michigan	81 90												
44	H	Purdue	72 58												
15	H	Rutgers	72 66												

Non-Div I Games:

Iowa

■ Loss,
■ Non-Conf,
■ S Site,
■ H Home
■ A Away
N Neutral

Average RPI Win:	106	WON-LOST	WINNING	LAST 10	STRENGTH OF	OPP. STRENGTH	TEAM	ADJ.	CONF.	ADJ CONF.
Average RPI Loss:	30	RECORD	PCT. RANK	GAMES	SCHEDULE	OF SCHEDULE	RPI	RPI	RPI	RPI
DIV. I ONLY	17- 5	39	3- 0	2	48	11	11	3	3	
DIV. I NON-CONF.	10- 2	37	3- 0	9	92	8	8	3	3	
TOTALS	RPI 1-25	RPI 26-50	W-L RECORDS	RPI 51-100	RPI 101-150	RPI 150+				
17- 5	2- 2	2- 2	OVERALL	6- 1	2- 0	5- 0				
13- 1	2- 0	2- 1	HOME	4- 0	1- 0	4- 0				
3- 4	0- 2	0- 1	AWAY	2- 1	1- 0	0- 0				
1- 0	0- 0	0- 0	NEUTRAL	0- 0	0- 0	1- 0				
10- 2	2- 1	1- 1	NON-CONFERENCE	3- 0	0- 0	4- 0				
9- 0	2- 0	1- 0	HOME	3- 0	0- 0	3- 0				
0- 2	0- 1	0- 1	AWAY	0- 0	0- 0	0- 0				
1- 0	0- 0	0- 0	NEUTRAL	0- 0	0- 0	1- 0				
7- 3	0- 1	1- 1	CONFERENCE	3- 1	2- 0	1- 0				
4- 1	0- 0	1- 1	HOME	1- 0	1- 0	1- 0				
3- 2	0- 1	0- 0	AWAY	2- 1	1- 0	0- 0				
0- 0	0- 0	0- 0	NEUTRAL	0- 0	0- 0	0- 0				

RPI 1-25				Team's RPI: 11				RPI 26-50				RPI 51-100				RPI 101+			
RPI	S	Opponent	Score		RPI	S	Opponent	Score		RPI	S	Opponent	Score		RPI	S	Opponent	Score	
2	A	Baylor	69	84	31	H	Texas	62	64	54	A	Kansas St.	81	52	110	A	Kansas	82	73
12	A	Iowa	70	73	37	A	South Dakota	59	64	54	H	Kansas St.	96	58	147	H	Texas Tech	105	66
21	H	Miami (FL)	75	52	48	H	TCU	92	54	65	H	Auburn	67	64	151	H	Oklahoma	104	78
22	H	Drake	86	81	49	H	Bucknell	86	61	66	A	West Virginia	64	73	183	N	Eastern Mich.	85	59
										73	H	Arkansas	91	82	193	H	Prairie View	94	46
										87	A	Oklahoma St.	84	71	222	H	Niagara	95	35
										98	H	Northern Ill.	70	60	230	H	North Dakota	87	35
LAST 12 Division I GAMES:																			
					98	H	Northern Ill.	70	60	2	A	Baylor	69	84					
					65	H	Auburn	67	64	151	H	Oklahoma	104	78					
					21	H	Miami (FL)	75	52	66	A	West Virginia	64	73					
					54	A	Kansas St.	81	52	31	H	Texas	62	64					
					147	H	Texas Tech	105	66	48	H	TCU	92	54					
					87	A	Oklahoma St.	84	71	110	A	Kansas	82	73					

Non-Div I Games:

Iowa St.

■ Loss,
 ■ Non-Conf, S Site,
 ■ Home
 ■ Away
 N Neutral

Average RPI Win: 304		WON-LOST	WINNING	LAST 10	STRENGTH OF	OPP. STRENGTH	TEAM	ADJ.	CONF.	ADJ CONF.
Average RPI Loss: 184		RECORD	PCT. RANK	GAMES	SCHEDULE	OF SCHEDULE	RPI	RPI	RPI	RPI
DIV. I ONLY		6- 12	256	1- 0	329	295	307	307	29	29
DIV. I NON-CONF.		2- 7	288	0- 0	193	237	284	284	27	27
TOTALS		RPI 1-25	RPI 26-50	W-L RECORDS	RPI 51-100	RPI 101-150	RPI 150+			
6- 12	0- 1		0- 0	OVERALL	0- 2	0- 1	6- 8			
4- 2	0- 0		0- 0	HOME	0- 0	0- 0	4- 2			
1- 9	0- 1		0- 0	AWAY	0- 2	0- 0	1- 6			
1- 1	0- 0		0- 0	NEUTRAL	0- 0	0- 1	1- 0			
2- 7	0- 1		0- 0	NON-CONFERENCE	0- 2	0- 1	2- 3			
1- 1	0- 0		0- 0	HOME	0- 0	0- 0	1- 1			
0- 5	0- 1		0- 0	AWAY	0- 2	0- 0	0- 2			
1- 1	0- 0		0- 0	NEUTRAL	0- 0	0- 1	1- 0			
4- 5	0- 0		0- 0	CONFERENCE	0- 0	0- 0	4- 5			
3- 1	0- 0		0- 0	HOME	0- 0	0- 0	3- 1			
1- 4	0- 0		0- 0	AWAY	0- 0	0- 0	1- 4			
0- 0	0- 0		0- 0	NEUTRAL	0- 0	0- 0	0- 0			

[illegible]

Non-Div I Games:	Spring Hill	105	57	Millsaps	88	38
------------------	-------------	-----	----	----------	----	----

Jackson St.

Loss, Non-Conf, S Site, H Home A Away N Neutral

Jacksonville

Through Games Of Feb. 8, 2019

Average RPI Win:	288	WON-LOST	WINNING	LAST 10	STRENGTH OF	OPP. STRENGTH	TEAM	ADJ.	CONF.	ADJ CONF.
Average RPI Loss:	161	RECORD	PCT. RANK	GAMES	SCHEDULE	OF SCHEDULE	RPI	RPI	RPI	RPI
DIV. I ONLY	9- 11	199	1- 0	271	282	226	226	24	24	
DIV. I NON-CONF.	4- 6	212	0- 0	176	292	193	193	26	26	
TOTALS	RPI 1-25	RPI 26-50	W-L RECORDS	RPI 51-100	RPI 101-150	RPI 150+				
9- 11	0- 2	0- 0	OVERALL	0- 2	0- 2	9- 5				
3- 4	0- 0	0- 0	HOME	0- 0	0- 1	3- 3				
6- 5	0- 2	0- 0	AWAY	0- 1	0- 1	6- 1				
0- 2	0- 0	0- 0	NEUTRAL	0- 1	0- 0	0- 1				
4- 6	0- 2	0- 0	NON-CONFERENCE	0- 1	0- 1	4- 2				
1- 1	0- 0	0- 0	HOME	0- 0	0- 0	1- 1				
3- 3	0- 2	0- 0	AWAY	0- 0	0- 1	3- 0				
0- 2	0- 0	0- 0	NEUTRAL	0- 1	0- 0	0- 1				
5- 5	0- 0	0- 0	CONFERENCE	0- 1	0- 1	5- 3				
2- 3	0- 0	0- 0	HOME	0- 0	0- 1	2- 2				
3- 2	0- 0	0- 0	AWAY	0- 1	0- 0	3- 1				
0- 0	0- 0	0- 0	NEUTRAL	0- 0	0- 0	0- 0				

RPI 1-25				RPI 26-50				RPI 51-100				RPI 101+ Team's RPI: 226			
RPI	S	Opponent	Score	RPI	S	Opponent	Score	RPI	S	Opponent	Score	RPI	S	Opponent	Score
18	A	Florida St.	46 79					67	A	FGCU	58 82	123	A	Penn St.	61 80
20	A	Texas A&M	53 73					74	N	Old Dominion	76 78	144	H	North Ala.	59 62
												152	H	Mercer	71 66
												212	H	Stetson	56 69
												242	A	Liberty	64 52
												242	H	Liberty	75 85
												265	H	Bethune-Cookman	56 58
												284	A	North Florida	80 72
												298	A	Kennesaw St.	55 75
												298	H	Kennesaw St.	68 53
												304	N	Alabama A&M	60 65
												310	A	NJIT	61 56
												314	A	Charleston So.	68 58
												316	A	FIU	73 62
												328	H	Lipscomb	62 47
												348	A	Savannah St.	68 58
LAST 12 Division I GAMES:															
298	H	Kennesaw St.	68 53	144	H	North Ala.	59 62								
67	A	FGCU	58 82	242	A	Liberty	64 52								
212	H	Stetson	56 69	298	A	Kennesaw St.	55 75								
242	H	Liberty	75 85	328	H	Lipscomb	62 47								
284	A	North Florida	80 72	152	H	Mercer	71 66								
310	A	NJIT	61 56	316	A	FIU	73 62								

Non-Div I Games: Webber Int'l 73 39 Edward Waters 100 48 Warner 105 55

Jacksonville

Loss, Non-Conf, S Site, H Home A Away N Neutral

Average RPI Win:	278	WON-LOST	WINNING	LAST 10	STRENGTH OF	OPP. STRENGTH	TEAM	ADJ.	CONF.	ADJ CONF.
Average RPI Loss:	132	RECORD	PCT. RANK	GAMES	SCHEDULE	OF SCHEDULE	RPI	RPI	RPI	RPI
DIV. I ONLY	9- 12	218	0- 1	241	233	229	229	22	22	
DIV. I NON-CONF.	5- 5	162	0- 1	278	177	206	206	21	21	
TOTALS	RPI 1-25	RPI 26-50	W-L RECORDS	RPI 51-100	RPI 101-150	RPI 150+				
9- 12	0- 0	0- 0	OVERALL	0- 5	0- 5	9- 2				
3- 6	0- 0	0- 0	HOME	0- 3	0- 1	3- 2				
6- 4	0- 0	0- 0	AWAY	0- 1	0- 3	6- 0				
0- 2	0- 0	0- 0	NEUTRAL	0- 1	0- 1	0- 0				
5- 5	0- 0	0- 0	NON-CONFERENCE	0- 3	0- 2	5- 0				
1- 2	0- 0	0- 0	HOME	0- 2	0- 0	1- 0				
4- 1	0- 0	0- 0	AWAY	0- 0	0- 1	4- 0				
0- 2	0- 0	0- 0	NEUTRAL	0- 1	0- 1	0- 0				
4- 7	0- 0	0- 0	CONFERENCE	0- 2	0- 3	4- 2				
2- 4	0- 0	0- 0	HOME	0- 1	0- 1	2- 2				
2- 3	0- 0	0- 0	AWAY	0- 1	0- 2	2- 0				
0- 0	0- 0	0- 0	NEUTRAL	0- 0	0- 0	0- 0				

RPI 1-25			RPI 26-50			RPI 51-100			RPI 101+			Team's RPI: 229
RPI	S	Opponent	Score	RPI	S	Opponent	Score	RPI	S	Opponent	Score	
						55 H Miami (OH)	41 58	122 A Morehead St.		55 66		
						71 A Belmont	52 66	127 A UT Martin		72 77		
						71 H Belmont	41 64	132 N Washington St.		51 64		
						85 N Harvard	62 69	147 A Texas Tech		58 71		
						92 H Troy	63 89	150 H Tennessee Tech		49 66		
								156 H Georgia St.		61 56		
								196 A Ole Miss		60 49		
								241 H SIUE		47 51		
								275 H Austin Peay		67 56		
								286 H Eastern Ill.		78 49		
								288 H Murray St.		59 64		
								290 A Tennessee St.		62 52		
								304 A Alabama A&M		55 48		
								317 A Eastern Ky.		53 44		
								328 A Lipscomb		58 46		
								349 A Florida A&M		62 31		
LAST 12 Division I GAMES:												
132 N		Washington St.	51 64	150 H		Tennessee Tech	49 66					
127 A		UT Martin	72 77	71 H		Belmont	41 64					
275 H		Austin Peay	67 56	241 H		SIUE	47 51					
288 H		Murray St.	59 64	286 H		Eastern Ill.	78 49					
122 A		Morehead St.	55 66	290 A		Tennessee St.	62 52					
317 A		Eastern Ky.	53 44	71 A		Belmont	52 66					

Non-Div I Games: Montevallo 84 52

Jacksonville St.

■ Loss,
■ Non-Conf, S Site,
■ Home
■ Away
N Neutral

Average RPI Win:	177	WON-LOST	WINNING	LAST 10	STRENGTH OF	OPP. STRENGTH	TEAM	ADJ.	CONF.	ADJ CONF.
Average RPI Loss:	109	RECORD	PCT. RANK	GAMES	SCHEDULE	OF SCHEDULE	RPI	RPI	RPI	RPI
DIV. I ONLY	17- 4	25	1- 0	122	132	33	33	10	10	
DIV. I NON-CONF.	8- 3	72	0- 0	177	157	62	62	10	10	
TOTALS	RPI 1-25	RPI 26-50	W-L RECORDS	RPI 51-100	RPI 101-150	RPI 150+				
17- 4	0- 1	0- 0	OVERALL	4- 0	3- 2	10- 1				
10- 0	0- 0	0- 0	HOME	2- 0	3- 0	5- 0				
7- 4	0- 1	0- 0	AWAY	2- 0	0- 2	5- 1				
0- 0	0- 0	0- 0	NEUTRAL	0- 0	0- 0	0- 0				
8- 3	0- 1	0- 0	NON-CONFERENCE	1- 0	2- 1	5- 1				
5- 0	0- 0	0- 0	HOME	1- 0	2- 0	2- 0				
3- 3	0- 1	0- 0	AWAY	0- 0	0- 1	3- 1				
0- 0	0- 0	0- 0	NEUTRAL	0- 0	0- 0	0- 0				
9- 1	0- 0	0- 0	CONFERENCE	3- 0	1- 1	5- 0				
5- 0	0- 0	0- 0	HOME	1- 0	1- 0	3- 0				
4- 1	0- 0	0- 0	AWAY	2- 0	0- 1	2- 0				
0- 0	0- 0	0- 0	NEUTRAL	0- 0	0- 0	0- 0				

RPI 1-25				RPI 26-50				Team's RPI: 33				RPI 51-100				RPI 101+			
RPI	S	Opponent	Score	RPI	S	Opponent	Score	RPI	S	Opponent	Score	RPI	S	Opponent	Score	RPI	S	Opponent	Score
19	A	Maryland	63 87									83	A	Drexel	51 35	102	H	Dayton	68 55
												89	A	Northeastern	58 51	107	A	Wake Forest	49 50
												89	H	Northeastern	84 49	112	H	Towson	71 59
												90	H	Georgetown	69 57	118	H	St. John's (NY)	64 51
																119	A	UNCW	63 66
																155	A	Delaware	68 43
																165	H	William & Mary	65 48
																192	A	Hampton	65 72
																194	H	George Washington	50 37
																198	H	Elon	82 30
																215	A	Robert Morris	59 36
																242	A	Liberty	74 53
																254	H	Hofstra	77 54
																270	H	Winthrop	56 39
																282	A	Col. of Charleston	91 50
																345	A	Delaware St.	103 57
LAST 12 Division I GAMES:																			
89	A	Northeastern	58 51	89	H	Northeastern	84 49												
112	H	Towson	71 59	254	H	Hofstra	77 54												
198	H	Elon	82 30	83	A	Drexel	51 35												
165	H	William & Mary	65 48	155	A	Delaware	68 43												
282	A	Col. of Charleston	91 50	215	A	Robert Morris	59 36												
119	A	UNCW	63 66	118	H	St. John's (NY)	64 51												

Non-Div I Games:

James Madison

■ Loss,
 ■ Non-Conf, S Site,
 ■ Home
 ■ Away
 N Neutral

Kansas

Through Games Of Feb. 8, 2019

Average RPI Win:	182	WON-LOST	WINNING	LAST 10	STRENGTH OF	OPP. STRENGTH	TEAM	ADJ.	CONF.	ADJ CONF.
Average RPI Loss:	61	RECORD	PCT. RANK	GAMES	SCHEDULE	OF SCHEDULE	RPI	RPI	RPI	RPI
DIV. I ONLY	12- 9	133	1- 0	80	54	110	110	3	3	
DIV. I NON-CONF.	10- 1	17	1- 0	258	171	49	49	3	3	
TOTALS	RPI 1-25	RPI 26-50	W-L RECORDS	RPI 51-100	RPI 101-150	RPI 150+				
12- 9	0- 2	0- 2	OVERALL	3- 3	1- 2	8- 0				
8- 4	0- 2	0- 0	HOME	0- 2	0- 0	8- 0				
2- 5	0- 0	0- 2	AWAY	2- 1	0- 2	0- 0				
2- 0	0- 0	0- 0	NEUTRAL	1- 0	1- 0	0- 0				
10- 1	0- 0	0- 0	NON-CONFERENCE	2- 0	1- 1	7- 0				
7- 0	0- 0	0- 0	HOME	0- 0	0- 0	7- 0				
1- 1	0- 0	0- 0	AWAY	1- 0	0- 1	0- 0				
2- 0	0- 0	0- 0	NEUTRAL	1- 0	1- 0	0- 0				
2- 8	0- 2	0- 2	CONFERENCE	1- 3	0- 1	1- 0				
1- 4	0- 2	0- 0	HOME	0- 2	0- 0	1- 0				
1- 4	0- 0	0- 2	AWAY	1- 1	0- 1	0- 0				
0- 0	0- 0	0- 0	NEUTRAL	0- 0	0- 0	0- 0				

RPI 1-25				RPI 26-50				RPI 51-100				RPI 101+ Team's RPI: 110			
RPI	S	Opponent	Score	RPI	S	Opponent	Score	RPI	S	Opponent	Score	RPI	S	Opponent	Score
2	H	Baylor	68 94	31	A	Texas	43 62	53	A	LSU	68 61	104	A	Nebraska	52 58
11	H	Iowa St.	73 82	48	A	TCU	53 58	54	A	Kansas St.	61 54	132	N	Washington St.	71 63
								54	H	Kansas St.	62 72	147	A	Texas Tech	66 69
								66	A	West Virginia	50 71	151	H	Oklahoma	88 79
								80	N	Northwestern	66 57	179	H	Oral Roberts	70 58
								87	H	Oklahoma St.	62 72	202	H	George Mason	77 56
												203	H	Grambling	76 45
												220	H	UMKC	67 55
												271	H	Vermont	77 36
												304	H	Alabama A&M	65 54
												332	H	Iona	75 44
LAST 12 Division I GAMES:															
80	N	Northwestern	66 57	87	H	Oklahoma St.	62 72	2	H	Baylor	68 94				
54	H	Kansas St.	62 72	54	A	Kansas St.	61 54								
66	A	West Virginia	50 71	147	A	Texas Tech	66 69								
151	H	Oklahoma	88 79	11	H	Iowa St.	73 82								
48	A	TCU	53 58	271	H	Vermont	77 36								
31	A	Texas	43 62												

Non-Div I Games:

Kansas

Loss, Non-Conf, S Site, H Home A Away N Neutral

Average RPI Win:	143	WON-LOST	WINNING	LAST 10	STRENGTH OF	OPP. STRENGTH	TEAM	ADJ.	CONF.	ADJ CONF.
Average RPI Loss:	34	RECORD	PCT. RANK	GAMES	SCHEDULE	OF SCHEDULE	RPI	RPI	RPI	RPI
DIV. I ONLY	14- 9	114	1- 0	26	10	54	54	3	3	
DIV. I NON-CONF.	9- 3	61	0- 0	101	20	54	54	3	3	
TOTALS	RPI 1-25	RPI 26-50	W-L RECORDS	RPI 51-100	RPI 101-150	RPI 150+				
14- 9	0- 5	1- 2	OVERALL	5- 1	2- 1	6- 0				
10- 3	0- 1	1- 1	HOME	3- 0	0- 1	6- 0				
3- 3	0- 2	0- 0	AWAY	1- 1	2- 0	0- 0				
1- 3	0- 2	0- 1	NEUTRAL	1- 0	0- 0	0- 0				
9- 3	0- 2	0- 1	NON-CONFERENCE	4- 0	0- 0	5- 0				
7- 0	0- 0	0- 0	HOME	2- 0	0- 0	5- 0				
1- 0	0- 0	0- 0	AWAY	1- 0	0- 0	0- 0				
1- 3	0- 2	0- 1	NEUTRAL	1- 0	0- 0	0- 0				
5- 6	0- 3	1- 1	CONFERENCE	1- 1	2- 1	1- 0				
3- 3	0- 1	1- 1	HOME	1- 0	0- 1	1- 0				
2- 3	0- 2	0- 0	AWAY	0- 1	2- 0	0- 0				
0- 0	0- 0	0- 0	NEUTRAL	0- 0	0- 0	0- 0				

RPI	S	Opponent	Score	RPI	S	Opponent	Score	RPI	S	Opponent	Score	RPI	S	Opponent	Score
2	A	Baylor	50 65	31	H	Texas	87 69	59	H	Lamar University	73 55	110	A	Kansas	72 62
8	N	Syracuse	61 70	35	N	DePaul	59 79	66	A	West Virginia	30 60	110	H	Kansas	54 61
11	A	Iowa St.	58 96	48	H	TCU	47 61	70	A	Little Rock	53 47	147	A	Texas Tech	66 62
11	H	Iowa St.	52 81					82	H	UNI	72 62	151	H	Oklahoma	86 56
17	N	Arizona St.	51 65					87	H	Oklahoma St.	59 48	175	H	Vanderbilt	72 61
								91	N	Princeton	80 61	182	H	North Texas	60 42
												220	H	UMKC	61 50
												293	H	Central Ark.	70 54
												308	H	Omaha	61 46
LAST 12 Division I GAMES:															
110	A	Kansas	72 62	31	H	Texas	87 69	110	H	Kansas	54 61	2	A	Baylor	50 65
11	H	Iowa St.	52 81	110	H	Kansas	54 61	151	H	Oklahoma	86 56	11	A	Iowa St.	58 96
48	H	TCU	47 61	2	A	Baylor	50 65	82	H	UNI	72 62				
66	A	West Virginia	30 60												
87	H	Oklahoma St.	59 48												
147	A	Texas Tech	66 62												

Non-Div I Games:

Kansas St.

■ Loss,
 ■ Non-Conf,
 ■ S Site,
 ■ H Home
 ■ A Away
 N Neutral

Average RPI Win: 270		WON-LOST	WINNING	LAST 10	STRENGTH OF	OPP. STRENGTH	TEAM	ADJ.	CONF.	ADJ CONF.
Average RPI Loss: 178		RECORD	PCT. RANK	GAMES	SCHEDULE	OF SCHEDULE	RPI	RPI	RPI	RPI
DIV. I ONLY		4- 16	315	0- 1	169	312	298	298	24	24
DIV. I NON-CONF.		3- 9	271	0- 0	151	304	273	273	26	26
TOTALS		RPI 1-25	RPI 26-50	W-L RECORDS	RPI 51-100	RPI 101-150	RPI 150+			
4- 16	0- 1		0- 1	OVERALL	0- 1	0- 3	4- 10			
3- 3	0- 0		0- 0	HOME	0- 1	0- 0	3- 2			
0- 9	0- 0		0- 1	AWAY	0- 0	0- 2	0- 6			
1- 4	0- 1		0- 0	NEUTRAL	0- 0	0- 1	1- 2			
3- 9	0- 1		0- 1	NON-CONFERENCE	0- 0	0- 2	3- 5			
2- 0	0- 0		0- 0	HOME	0- 0	0- 0	2- 0			
0- 5	0- 0		0- 1	AWAY	0- 0	0- 1	0- 3			
1- 4	0- 1		0- 0	NEUTRAL	0- 0	0- 1	1- 2			
1- 7	0- 0		0- 0	CONFERENCE	0- 1	0- 1	1- 5			
1- 3	0- 0		0- 0	HOME	0- 1	0- 0	1- 2			
0- 4	0- 0		0- 0	AWAY	0- 0	0- 1	0- 3			
0- 0	0- 0		0- 0	NEUTRAL	0- 0	0- 0	0- 0			

RPI 1-25				RPI 26-50				RPI 51-100				RPI 101+				Team's RPI: 298	
RPI	S	Opponent	Score	RPI	S	Opponent	Score	RPI	S	Opponent	Score	RPI	S	Opponent	Score		
25	N	Michigan St.	51 75	50	A	Georgia Tech	35 60	67	H	FGCU	46 69	101	N	Idaho St.	49 60		
												111	A	Seton Hall	80 102		
												144	A	North Ala.	55 80		
												152	A	Mercer	48 64		
												156	A	Georgia St.	73 79		
												207	A	East Carolina	56 68		
												212	A	Stetson	69 76		
												226	A	Jacksonville	53 68		
												226	H	Jacksonville	75 55		
												233	H	Furman	74 63		
												242	H	Liberty	61 67		
												265	N	Bethune-Cookman	61 64		
												279	H	Ga. Southern	78 59		
												284	H	North Florida	60 71		
												299	N	UMBC	53 57		
												310	A	NJIT	60 66		
												343	N	N.C. Central	78 54		
LAST 12 Division I GAMES:																	
				226	A	Jacksonville	53 68	226	H	Jacksonville	75 55						
				212	A	Stetson	69 76	310	A	NJIT	60 66						
				284	H	North Florida	60 71	343	N	N.C. Central	78 54						
				144	A	North Ala.	55 80	265	N	Bethune-Cookman	61 64						
				67	H	FGCU	46 69	50	A	Georgia Tech	35 60						
				242	H	Liberty	61 67	156	A	Georgia St.	73 79						

Non-Div I Games:	Middle Ga. St.	80	70
------------------	----------------	----	----

Kennesaw St.

Loss, Non-Conf, S Site, H Home A Away N Neutral

Average RPI Win:	203	WON-LOST	WINNING	LAST 10	STRENGTH OF	OPP. STRENGTH	TEAM	ADJ.	CONF.	ADJ CONF.
Average RPI Loss:	71	RECORD	PCT. RANK	GAMES	SCHEDULE	OF SCHEDULE	RPI	RPI	RPI	RPI
DIV. I ONLY	11- 8	129	1- 0	68	119	84	84	7	7	
DIV. I NON-CONF.	6- 4	125	0- 0	156	141	102	102	8	8	
TOTALS	RPI 1-25	RPI 26-50	W-L RECORDS	RPI 51-100	RPI 101-150	RPI 150+				
11- 8	0- 2	0- 2	OVERALL	2- 2	2- 0	7- 2				
7- 2	0- 1	0- 0	HOME	1- 0	2- 0	4- 1				
4- 6	0- 1	0- 2	AWAY	1- 2	0- 0	3- 1				
0- 0	0- 0	0- 0	NEUTRAL	0- 0	0- 0	0- 0				
6- 4	0- 1	0- 1	NON-CONFERENCE	0- 1	1- 0	5- 1				
3- 1	0- 0	0- 0	HOME	0- 0	1- 0	2- 1				
3- 3	0- 1	0- 1	AWAY	0- 1	0- 0	3- 0				
0- 0	0- 0	0- 0	NEUTRAL	0- 0	0- 0	0- 0				
5- 4	0- 1	0- 1	CONFERENCE	2- 1	1- 0	2- 1				
4- 1	0- 1	0- 0	HOME	1- 0	1- 0	2- 0				
1- 3	0- 0	0- 1	AWAY	1- 1	0- 0	0- 1				
0- 0	0- 0	0- 0	NEUTRAL	0- 0	0- 0	0- 0				

RPI 1-25				RPI 26-50				RPI 51-100				RPI 101+			
RPI	S	Opponent	Score	RPI	S	Opponent	Score	RPI	S	Opponent	Score	RPI	S	Opponent	Score
10	A	NC State	61 78	28	A	North Carolina	60 73	55	A	Miami (OH)	63 79	131	H	Youngstown St.	62 34
23	H	Central Mich.	75 82	36	A	Ohio	81 83	78	A	Wright St.	55 61	141	H	Akron	73 58
								86	A	Toledo	58 47	158	H	Duquesne	72 77
								98	H	Northern Ill.	87 78	176	A	Ball St.	44 48
												183	H	Eastern Mich.	71 64
												206	A	St. Bonaventure	76 64
												215	A	Robert Morris	54 46
												277	H	Northern Ky.	62 61
												281	H	Western Mich.	55 51
												306	H	Oakland	75 65
												310	A	NJIT	57 40
LAST 12 Division I GAMES:															
281	H	Western Mich.	55 51	86	A	Toledo	58 47								
141	H	Akron	73 58	98	H	Northern Ill.	87 78								
55	A	Miami (OH)	63 79	183	H	Eastern Mich.	71 64								
176	A	Ball St.	44 48	310	A	NJIT	57 40								
23	H	Central Mich.	75 82	206	A	St. Bonaventure	76 64								
36	A	Ohio	81 83	215	A	Robert Morris	54 46								

Non-Div I Games: Clarion 92 38

Kent St.

Kentucky

Through Games Of Feb. 8, 2019

Average RPI Win:	141	WON-LOST	WINNING	LAST 10	STRENGTH OF	OPP. STRENGTH	TEAM	ADJ.	CONF.	ADJ CONF.
Average RPI Loss:	48	RECORD	PCT. RANK	GAMES	SCHEDULE	OF SCHEDULE	RPI	RPI	RPI	RPI
DIV. I ONLY	19- 5	29	1- 0	60	39	26	26	5	5	
DIV. I NON-CONF.	13- 1	9	0- 0	114	68	18	18	5	5	
TOTALS	RPI 1-25	RPI 26-50	W-L RECORDS	RPI 51-100	RPI 101-150	RPI 150+				
19- 5	0- 4	3- 0	OVERALL	5- 0	3- 0	8- 1				
13- 2	0- 1	1- 0	HOME	2- 0	2- 0	8- 1				
3- 3	0- 3	0- 0	AWAY	3- 0	0- 0	0- 0				
3- 0	0- 0	2- 0	NEUTRAL	0- 0	1- 0	0- 0				
13- 1	0- 1	2- 0	NON-CONFERENCE	2- 0	3- 0	6- 0				
10- 0	0- 0	0- 0	HOME	2- 0	2- 0	6- 0				
0- 1	0- 1	0- 0	AWAY	0- 0	0- 0	0- 0				
3- 0	0- 0	2- 0	NEUTRAL	0- 0	1- 0	0- 0				
6- 4	0- 3	1- 0	CONFERENCE	3- 0	0- 0	2- 1				
3- 2	0- 1	1- 0	HOME	0- 0	0- 0	2- 1				
3- 2	0- 2	0- 0	AWAY	3- 0	0- 0	0- 0				
0- 0	0- 0	0- 0	NEUTRAL	0- 0	0- 0	0- 0				

RPI 1-25				RPI 26-50				Team's RPI: 26				RPI 51-100				RPI 101+			
RPI	S	Opponent	Score	RPI	S	Opponent	Score	RPI	S	Opponent	Score	RPI	S	Opponent	Score	RPI	S	Opponent	Score
3	A	Louisville	75 80	28	N	North Carolina	85 75	53	A	LSU	64 60	122	H	Morehead St.	87 57				
7	A	Mississippi St.	71 86	29	H	Missouri	52 41	56	H	Middle Tenn.	72 55	125	H	High Point	71 49				
16	H	South Carolina	70 74	43	N	UCLA	75 74	62	A	Tennessee	73 71	135	N	South Fla.	85 63				
20	A	Texas A&M	71 73					65	A	Auburn	78 68	173	H	Southern U.	91 41				
								97	H	Virginia	63 51	175	H	Vanderbilt	77 55				
												196	H	Ole Miss	49 55				
												205	H	Florida	62 51				
												216	H	Rhode Island	75 52				
												236	H	Alabama St.	87 35				
												238	H	Sacred Heart	71 43				
												288	H	Murray St.	88 49				
												336	H	Western Caro.	99 39				
LAST 12 Division I GAMES:																			
65	A	Auburn	78 68	196	H	Ole Miss	49 55	62	A	Tennessee	73 71	7	A	Mississippi St.	71 86	175	H	Vanderbilt	77 55
205	H	Florida	62 51	238	H	Sacred Heart	71 43	288	H	Murray St.	88 49								
16	H	South Carolina	70 74																
20	A	Texas A&M	71 73																
29	H	Missouri	52 41																
53	A	LSU	64 60																

Non-Div I Games:

Kentucky

■ Loss,
■ Non-Conf, S Site,
■ Home
■ Away
N Neutral

Average RPI Win:	325	WON-LOST	WINNING	LAST 10	STRENGTH OF	OPP. STRENGTH	TEAM	ADJ.	CONF.	ADJ CONF.
Average RPI Loss:	264	RECORD	PCT. RANK	GAMES	SCHEDULE	OF SCHEDULE	RPI	RPI	RPI	RPI
DIV. I ONLY	1- 19	347	0- 1	346	351	351	351	31	31	
DIV. I NON-CONF.	1- 10	330	0- 0	337	348	351	351	31	31	
TOTALS	RPI 1-25	RPI 26-50	W-L RECORDS	RPI 51-100	RPI 101-150	RPI 150+				
1- 19	0- 0	0- 0	OVERALL	0- 1	0- 1	1- 17				
1- 7	0- 0	0- 0	HOME	0- 0	0- 0	1- 7				
0- 11	0- 0	0- 0	AWAY	0- 1	0- 1	0- 9				
0- 1	0- 0	0- 0	NEUTRAL	0- 0	0- 0	0- 1				
1- 10	0- 0	0- 0	NON-CONFERENCE	0- 1	0- 1	1- 8				
1- 3	0- 0	0- 0	HOME	0- 0	0- 0	1- 3				
0- 6	0- 0	0- 0	AWAY	0- 1	0- 1	0- 4				
0- 1	0- 0	0- 0	NEUTRAL	0- 0	0- 0	0- 1				
0- 9	0- 0	0- 0	CONFERENCE	0- 0	0- 0	0- 9				
0- 4	0- 0	0- 0	HOME	0- 0	0- 0	0- 4				
0- 5	0- 0	0- 0	AWAY	0- 0	0- 0	0- 5				
0- 0	0- 0	0- 0	NEUTRAL	0- 0	0- 0	0- 0				

RPI S	Opponent	Score	RPI S	Opponent	Score	RPI S	Opponent	Score	RPI S	Opponent	Score	Team's RPI: 351
						60 A	Michigan	38 83	139 A	Lehigh	38 72	
									172 N	UC Irvine	71 84	
									210 H	Saint Francis (PA)	66 80	
									215 H	Robert Morris	37 89	
									238 A	Sacred Heart	53 75	
									247 A	Mt. St. Mary's	45 61	
									259 H	St. Francis Brooklyn	67 79	
									295 H	Army West Point	42 57	
									296 A	Central Conn. St.	57 63	
									302 A	Bryant	62 69	
									310 H	NJIT	51 72	
									312 A	Fairfield	43 71	
									313 A	Manhattan	46 61	
									322 A	Saint Peter's	59 86	
									324 H	UMass Lowell	64 69	
									325 H	Lafayette	55 50	
									327 A	Wagner	62 72	
									340 A	Grand Canyon	62 65	
									344 H	Fairleigh Dickinson	52 69	
LAST 12 Division I GAMES:												
327 A	Wagner	62 72	210 H	Saint Francis (PA)	66 80							
296 A	Central Conn. St.	57 63	238 A	Sacred Heart	53 75							
247 A	Mt. St. Mary's	45 61	302 A	Bryant	62 69							
259 H	St. Francis Brooklyn	67 79	325 H	Lafayette	55 50							
344 H	Fairleigh Dickinson	52 69	139 A	Lehigh	38 72							
215 H	Robert Morris	37 89	310 H	NJIT	51 72							

Non-Div I Games:

LIU Brooklyn

■ Loss,
■ Non-Conf,
■ S Site,
■ H Home
■ A Away
N Neutral

LSULSU

LSU

Page 137

Average RPI Win: 225	WON-LOST	WINNING	LAST 10	STRENGTH OF	OPP. STRENGTH	TEAM	ADJ.	CONF.	ADJ CONF.
Average RPI Loss: 142	RECORD	PCT. RANK	GAMES	SCHEDULE	OF SCHEDULE	RPI	RPI	RPI	RPI
DIV. I ONLY	4- 20	327	1- 0	107	189	280	280	17	17
DIV. I NON-CONF.	3- 11	292	0- 0	54	218	219	219	16	16
TOTALS	RPI 1-25	RPI 26-50	W-L RECORDS	RPI 51-100	RPI 101-150	RPI 150+			
4- 20	0- 0	0- 2	OVERALL	0- 4	1- 6	3- 8			
2- 8	0- 0	0- 0	HOME	0- 1	0- 2	2- 5			
0- 12	0- 0	0- 2	AWAY	0- 3	0- 4	0- 3			
2- 0	0- 0	0- 0	NEUTRAL	0- 0	1- 0	1- 0			
3- 11	0- 0	0- 2	NON-CONFERENCE	0- 4	1- 2	2- 3			
1- 3	0- 0	0- 0	HOME	0- 1	0- 1	1- 1			
0- 8	0- 0	0- 2	AWAY	0- 3	0- 1	0- 2			
2- 0	0- 0	0- 0	NEUTRAL	0- 0	1- 0	1- 0			
1- 9	0- 0	0- 0	CONFERENCE	0- 0	0- 4	1- 5			
1- 5	0- 0	0- 0	HOME	0- 0	0- 1	1- 4			
0- 4	0- 0	0- 0	AWAY	0- 0	0- 3	0- 1			
0- 0	0- 0	0- 0	NEUTRAL	0- 0	0- 0	0- 0			

RPI 1-25				RPI 26-50				RPI 51-100				RPI 101+ Team's RPI: 280			
RPI	S	Opponent	Score	RPI	S	Opponent	Score	RPI	S	Opponent	Score	RPI	S	Opponent	Score
				32	A	Oregon St.	46 100	79	A	Penn	34 65	102	A	Dayton	45 84
				41	A	Villanova	68 81	83	H	Drexel	43 58	112	A	Towson	68 92
								85	A	Harvard	43 88	113	A	VCU	38 68
								96	A	Providence	47 77	118	H	St. John's (NY)	57 83
												133	N	Pepperdine	62 55
												137	H	Fordham	54 65
												149	A	Davidson	61 80
												158	H	Duquesne	62 66
												178	A	Temple	47 75
												194	H	George Washington	59 67
												197	H	Massachusetts	60 74
												215	A	Robert Morris	39 67
												216	H	Rhode Island	77 71
												221	H	Howard	54 57
												260	H	Richmond	60 74
												266	A	Saint Joseph's	57 60
												273	H	Norfolk St.	62 52
												277	N	Northern Ky.	74 56
LAST 12 Division I GAMES:															
				216	H	Rhode Island	77 71	194	H	George Washington	59 67				
				149	A	Davidson	61 80	197	H	Massachusetts	60 74				
				137	H	Fordham	54 65	113	A	VCU	38 68				
				260	H	Richmond	60 74	102	A	Dayton	45 84				
				158	H	Duquesne	62 66	178	A	Temple	47 75				
				266	A	Saint Joseph's	57 60	96	A	Providence	47 77				

Non-Div I Games:

La Salle

■ Loss,
 ■ Non-Conf,
 ■ S Site,
 ■ H Home
 ■ A Away
 N Neutral

Average RPI Win:	312	WON-LOST	WINNING	LAST 10	STRENGTH OF	OPP. STRENGTH	TEAM	ADJ.	CONF.	ADJ CONF.
Average RPI Loss:	177	RECORD	PCT. RANK	GAMES	SCHEDULE	OF SCHEDULE	RPI	RPI	RPI	RPI
DIV. I ONLY	5- 14	295	0- 1	313	237	311	311	12	12	
DIV. I NON-CONF.	4- 5	190	0- 0	349	333	319	319	15	15	
TOTALS	RPI 1-25	RPI 26-50	W-L RECORDS	RPI 51-100	RPI 101-150	RPI 150+				
5- 14	0- 0	0- 0	OVERALL	0- 2	0- 3	5- 9				
3- 4	0- 0	0- 0	HOME	0- 0	0- 1	3- 3				
2- 10	0- 0	0- 0	AWAY	0- 2	0- 2	2- 6				
0- 0	0- 0	0- 0	NEUTRAL	0- 0	0- 0	0- 0				
4- 5	0- 0	0- 0	NON-CONFERENCE	0- 0	0- 1	4- 4				
2- 1	0- 0	0- 0	HOME	0- 0	0- 0	2- 1				
2- 4	0- 0	0- 0	AWAY	0- 0	0- 1	2- 3				
0- 0	0- 0	0- 0	NEUTRAL	0- 0	0- 0	0- 0				
1- 9	0- 0	0- 0	CONFERENCE	0- 2	0- 2	1- 5				
1- 3	0- 0	0- 0	HOME	0- 0	0- 1	1- 2				
0- 6	0- 0	0- 0	AWAY	0- 2	0- 1	0- 3				
0- 0	0- 0	0- 0	NEUTRAL	0- 0	0- 0	0- 0				

RPI S	Opponent	Score	RPI S	Opponent	Score	RPI S	Opponent	Score	RPI S	Opponent	Score	Team's RPI: 311
						70	A Little Rock	44 63	116	A South Alabama	49 77	
						92	A Troy	56 78	134	H Appalachian St.	58 80	
									147	A Texas Tech	42 86	
									156	A Georgia St.	46 68	
									156	H Georgia St.	41 56	
									166	A Arkansas St.	54 64	
									184	H Nicholls St.	54 55	
									189	H Coastal Caro.	54 79	
									211	A SMU	38 49	
									255	A Louisiana	45 52	
									267	A Southeastern La.	42 49	
									279	H Ga. Southern	58 57	
									301	H Mississippi Val.	72 65	
									318	A New Orleans	57 44	
									321	H McNeese	69 60	
									335	A Houston Baptist	60 68	
									341	A Northwestern St.	63 55	
LAST 12 Division I GAMES:												
156	A	Georgia St.	46	68	156	H	Georgia St.	41	56			
134	H	Appalachian St.	58	80	279	H	Ga. Southern	58	57			
189	H	Coastal Caro.	54	79	166	A	Arkansas St.	54	64			
116	A	South Alabama	49	77	70	A	Little Rock	44	63			
92	A	Troy	56	78	335	A	Houston Baptist	60	68			
255	A	Louisiana	45	52	267	A	Southeastern La.	42	49			

Non-Div I Games: LSU-Alexandria 93 62 Ark.-Monticello 70 39

La.-Monroe

Loss, Non-Conf, S Site, H Home A Away N Neutral

Lafayette

Through Games Of Feb. 8, 2019

Average RPI Win:	260	WON-LOST	WINNING	LAST 10	STRENGTH OF	OPP. STRENGTH	TEAM	ADJ.	CONF.	ADJ CONF.
Average RPI Loss:	227	RECORD	PCT. RANK	GAMES	SCHEDULE	OF SCHEDULE	RPI	RPI	RPI	RPI
DIV. I ONLY	7- 14	256	0- 1	335	296	325	325	19	19	
DIV. I NON-CONF.	5- 6	177	0- 1	351	337	336	336	22	22	
TOTALS	RPI 1-25	RPI 26-50	W-L RECORDS	RPI 51-100	RPI 101-150	RPI 150+				
7- 14	0- 0	0- 1	OVERALL	0- 1	0- 1	7- 11				
5- 5	0- 0	0- 1	HOME	0- 0	0- 1	5- 3				
2- 8	0- 0	0- 0	AWAY	0- 1	0- 0	2- 7				
0- 1	0- 0	0- 0	NEUTRAL	0- 0	0- 0	0- 1				
5- 6	0- 0	0- 0	NON-CONFERENCE	0- 0	0- 0	5- 6				
3- 2	0- 0	0- 0	HOME	0- 0	0- 0	3- 2				
2- 3	0- 0	0- 0	AWAY	0- 0	0- 0	2- 3				
0- 1	0- 0	0- 0	NEUTRAL	0- 0	0- 0	0- 1				
2- 8	0- 0	0- 1	CONFERENCE	0- 1	0- 1	2- 5				
2- 3	0- 0	0- 1	HOME	0- 0	0- 1	2- 1				
0- 5	0- 0	0- 0	AWAY	0- 1	0- 0	0- 4				
0- 0	0- 0	0- 0	NEUTRAL	0- 0	0- 0	0- 0				

RPI 1-25			RPI 26-50			RPI 51-100			RPI 101+ Team's RPI: 325		
RPI	S	Opponent	Score	RPI	S	Opponent	Score	RPI	S	Opponent	Score
				49	H	Bucknell	47 56	94	A	American	45 60
								139	H	Lehigh	43 70
								155	N	Delaware	47 65
								164	H	Boston U.	44 47
								213	A	Holy Cross	53 56
								213	H	Holy Cross	73 63
								214	H	Navy	55 42
								228	A	Colgate	49 60
								235	H	Monmouth	73 69
								240	H	Albany (NY)	67 66
								244	H	Binghamton	59 50
								264	H	Cornell	59 62
								294	A	Fla. Atlantic	49 53
								295	A	Army West Point	50 65
								300	A	Loyola Maryland	50 62
								313	A	Manhattan	49 60
								322	H	Saint Peter's	60 62
								327	A	Wagner	66 43
								344	A	Fairleigh Dickinson	63 57
								351	A	LIU Brooklyn	50 55
LAST 12 Division I GAMES:											
155	N	Delaware	47 65	295	A	Army West Point	50 65				
213	A	Holy Cross	53 56	49	H	Bucknell	47 56				
164	H	Boston U.	44 47	228	A	Colgate	49 60				
94	A	American	45 60	213	H	Holy Cross	73 63				
214	H	Navy	55 42	139	H	Lehigh	43 70				
300	A	Loyola Maryland	50 62	351	A	LIU Brooklyn	50 55				

Non-Div I Games:

Lafayette

Loss, Non-Conf, S Site, H Home A Away N Neutral

Average RPI Win:	232	WON-LOST	WINNING	LAST 10	STRENGTH OF	OPP. STRENGTH	TEAM	ADJ.	CONF.	ADJ CONF.
Average RPI Loss:	67	RECORD	PCT. RANK	GAMES	SCHEDULE	OF SCHEDULE	RPI	RPI	RPI	RPI
DIV. I ONLY	13- 4	46	0- 0	167	215	59	59	25	25	
DIV. I NON-CONF.	3- 4	199	0- 0	8	21	26	26	23	23	
TOTALS	RPI 1-25	RPI 26-50	W-L RECORDS	RPI 51-100	RPI 101-150	RPI 150+				
13- 4	1- 1	0- 1	OVERALL	1- 1	0- 0	11- 1				
6- 0	0- 0	0- 0	HOME	1- 0	0- 0	5- 0				
7- 3	1- 1	0- 0	AWAY	0- 1	0- 0	6- 1				
0- 1	0- 0	0- 1	NEUTRAL	0- 0	0- 0	0- 0				
3- 4	1- 1	0- 1	NON-CONFERENCE	1- 1	0- 0	1- 1				
1- 0	0- 0	0- 0	HOME	1- 0	0- 0	0- 0				
2- 3	1- 1	0- 0	AWAY	0- 1	0- 0	1- 1				
0- 1	0- 0	0- 1	NEUTRAL	0- 0	0- 0	0- 0				
10- 0	0- 0	0- 0	CONFERENCE	0- 0	0- 0	10- 0				
5- 0	0- 0	0- 0	HOME	0- 0	0- 0	5- 0				
5- 0	0- 0	0- 0	AWAY	0- 0	0- 0	5- 0				
0- 0	0- 0	0- 0	NEUTRAL	0- 0	0- 0	0- 0				

RPI 1-25				RPI 26-50				RPI 51-100				Team's RPI: 59	RPI 101+			
RPI	S	Opponent	Score	RPI	S	Opponent	Score	RPI	S	Opponent	Score		RPI	S	Opponent	Score
7	A	Mississippi St.	53 104	36	N	Ohio	62 87	54	A	Kansas St.	55 73		159	A	Abilene Christian	63 60
20	A	Texas A&M	74 68					77	H	Pacific	82 66		170	A	Denver	110 117
													184	H	Nicholls St.	78 65
													201	A	Sam Houston St.	83 72
													255	A	Louisiana	79 77
													263	H	A&M-Corpus Christi	76 58
													267	H	Southeastern La.	94 54
													293	H	Central Ark.	57 37
													318	A	New Orleans	79 57
													320	A	Incarnate Word	77 51
													321	A	McNeese	64 62
													335	H	Houston Baptist	63 50
LAST 12 Division I GAMES:																
159	A	Abilene Christian	63 60	293	H	Central Ark.	57 37									
321	A	McNeese	64 62	318	A	New Orleans	79 57									
184	H	Nicholls St.	78 65	263	H	A&M-Corpus Christi	76 58									
201	A	Sam Houston St.	83 72	335	H	Houston Baptist	63 50									
320	A	Incarnate Word	77 51	77	H	Pacific	82 66									
267	H	Southeastern La.	94 54	54	A	Kansas St.	55 73									

Non-Div I Games: LeTourneau 104 27 Louisiana Col. 94 43 McMurry 100 37 Howard Payne 93 37
Lamar University

Loss, Non-Conf, S Site, H Home A Away N Neutral

Average RPI Win:	264	WON-LOST	WINNING	LAST 10	STRENGTH OF	OPP. STRENGTH	TEAM	ADJ.	CONF.	ADJ CONF.
Average RPI Loss:	86	RECORD	PCT. RANK	GAMES	SCHEDULE	OF SCHEDULE	RPI	RPI	RPI	RPI
DIV. I ONLY	14- 6	69	0- 1	221	235	139	139	19	19	
DIV. I NON-CONF.	7- 3	83	0- 1	238	245	155	155	22	22	
TOTALS	RPI 1-25	RPI 26-50	W-L RECORDS	RPI 51-100	RPI 101-150	RPI 150+				
14- 6	0- 1	0- 2	OVERALL	0- 1	0- 0	14- 2				
9- 3	0- 0	0- 1	HOME	0- 1	0- 0	9- 1				
5- 3	0- 1	0- 1	AWAY	0- 0	0- 0	5- 1				
0- 0	0- 0	0- 0	NEUTRAL	0- 0	0- 0	0- 0				
7- 3	0- 1	0- 1	NON-CONFERENCE	0- 0	0- 0	7- 1				
5- 2	0- 0	0- 1	HOME	0- 0	0- 0	5- 1				
2- 1	0- 1	0- 0	AWAY	0- 0	0- 0	2- 0				
0- 0	0- 0	0- 0	NEUTRAL	0- 0	0- 0	0- 0				
7- 3	0- 0	0- 1	CONFERENCE	0- 1	0- 0	7- 1				
4- 1	0- 0	0- 0	HOME	0- 1	0- 0	4- 0				
3- 2	0- 0	0- 1	AWAY	0- 0	0- 0	3- 1				
0- 0	0- 0	0- 0	NEUTRAL	0- 0	0- 0	0- 0				

RPI 1-25				RPI 26-50				RPI 51-100				RPI 101+ Team's RPI: 139			
RPI	S	Opponent	Score	RPI	S	Opponent	Score	RPI	S	Opponent	Score	RPI	S	Opponent	Score
1	A	Notre Dame	68 95	41	H	Villanova	48 70	94	H	American	53 61	164	A	Boston U.	45 58
				49	A	Bucknell	53 71					167	H	Charlotte	60 62
												213	H	Holy Cross	64 55
												214	A	Navy	56 38
												214	H	Navy	66 55
												228	H	Colgate	86 58
												235	H	Monmouth	63 48
												238	H	Sacred Heart	70 66
												244	A	Binghamton	65 55
												264	H	Cornell	67 54
												273	H	Norfolk St.	62 41
												295	A	Army West Point	73 50
												296	A	Central Conn. St.	88 62
												300	H	Loyola Maryland	51 42
												325	A	Lafayette	70 43
												351	H	LIU Brooklyn	72 38
LAST 12 Division I GAMES:															
167	H	Charlotte	60 62	49	A	Bucknell	53 71	1	A	Notre Dame	68 95				
214	H	Navy	66 55	164	A	Boston U.	45 58								
300	H	Loyola Maryland	51 42	213	H	Holy Cross	64 55								
295	A	Army West Point	73 50	214	A	Navy	56 38								
228	H	Colgate	86 58	325	A	Lafayette	70 43								
94	H	American	53 61												

Non-Div I Games: Kutztown 73 39

Lehigh

■ Loss,
 ■ Non-Conf,
 ■ S Site,
 ■ H Home
 ■ A Away
 N Neutral

Liberty

Through Games Of Feb. 8, 2019

Average RPI Win: 258	WON-LOST	WINNING	LAST 10	STRENGTH OF	OPP. STRENGTH	TEAM	ADJ.	CONF.	ADJ CONF.
Average RPI Loss: 167	RECORD	PCT. RANK	GAMES	SCHEDULE	OF SCHEDULE	RPI	RPI	RPI	RPI
DIV. I ONLY	8- 13	242	0- 1	235	231	242	242	24	24
DIV. I NON-CONF.	3- 9	271	0- 1	148	205	254	254	26	26
TOTALS	RPI 1-25	RPI 26-50	W-L RECORDS	RPI 51-100	RPI 101-150	RPI 150+			
8- 13	0- 1	0- 1	OVERALL	0- 2	0- 1	8- 8			
3- 4	0- 0	0- 1	HOME	0- 1	0- 0	3- 2			
4- 6	0- 0	0- 0	AWAY	0- 1	0- 1	4- 4			
1- 3	0- 1	0- 0	NEUTRAL	0- 0	0- 0	1- 2			
3- 9	0- 1	0- 1	NON-CONFERENCE	0- 1	0- 1	3- 5			
1- 2	0- 0	0- 1	HOME	0- 1	0- 0	1- 0			
1- 4	0- 0	0- 0	AWAY	0- 0	0- 1	1- 3			
1- 3	0- 1	0- 0	NEUTRAL	0- 0	0- 0	1- 2			
5- 4	0- 0	0- 0	CONFERENCE	0- 1	0- 0	5- 3			
2- 2	0- 0	0- 0	HOME	0- 0	0- 0	2- 2			
3- 2	0- 0	0- 0	AWAY	0- 1	0- 0	3- 1			
0- 0	0- 0	0- 0	NEUTRAL	0- 0	0- 0	0- 0			

RPI 1-25			RPI 26-50			RPI 51-100			RPI 101+ Team's RPI: 242		
RPI	S	Opponent	Score	RPI	S	Opponent	Score	RPI	S	Opponent	Score
14	N	UCF	45 53	33	H	James Madison	53 74	61	H	Virginia Tech	61 72
								67	A	FGCU	50 68
								130	A	Chattanooga	60 75
								158	N	Duquesne	55 51
								167	N	Charlotte	61 63
								207	A	East Carolina	63 66
								210	H	Saint Francis (PA)	82 53
								212	A	Stetson	52 69
								212	H	Stetson	56 68
								226	A	Jacksonville	85 75
								226	H	Jacksonville	52 64
								252	A	ETSU	89 86
								265	A	Bethune-Cookman	76 81
								273	N	Norfolk St.	53 66
								284	H	North Florida	69 53
								298	A	Kennesaw St.	67 61
								309	A	UNC Greensboro	45 48
								310	H	NJIT	58 47
								328	A	Lipscomb	77 60
LAST 12 Division I GAMES:											
273	N	Norfolk St.	53 66	298	A	Kennesaw St.	67 61				
212	H	Stetson	56 68	226	H	Jacksonville	52 64				
310	H	NJIT	58 47	212	A	Stetson	52 69				
328	A	Lipscomb	77 60	67	A	FGCU	50 68				
226	A	Jacksonville	85 75	158	N	Duquesne	55 51				
284	H	North Florida	69 53	14	N	UCF	45 53				

Non-Div I Games: West Chester 61 42

Liberty

Loss, Non-Conf, S Site, H Home A Away N Neutral

Average RPI Win:	297	WON-LOST	WINNING	LAST 10	STRENGTH OF	OPP. STRENGTH	TEAM	ADJ.	CONF.	ADJ CONF.
Average RPI Loss:	188	RECORD	PCT. RANK	GAMES	SCHEDULE	OF SCHEDULE	RPI	RPI	RPI	RPI
DIV. I ONLY	2- 20	345	0- 1	198	305	328	328	24	24	
DIV. I NON-CONF.	2- 11	316	0- 0	150	301	293	293	26	26	
TOTALS	RPI 1-25	RPI 26-50	W-L RECORDS	RPI 51-100	RPI 101-150	RPI 150+				
2- 20	0- 0	0- 1	OVERALL	0- 3	0- 5	2- 11				
1- 8	0- 0	0- 0	HOME	0- 0	0- 3	1- 5				
1- 12	0- 0	0- 1	AWAY	0- 3	0- 2	1- 6				
0- 0	0- 0	0- 0	NEUTRAL	0- 0	0- 0	0- 0				
2- 11	0- 0	0- 1	NON-CONFERENCE	0- 2	0- 4	2- 4				
1- 4	0- 0	0- 0	HOME	0- 0	0- 2	1- 2				
1- 7	0- 0	0- 1	AWAY	0- 2	0- 2	1- 2				
0- 0	0- 0	0- 0	NEUTRAL	0- 0	0- 0	0- 0				
0- 9	0- 0	0- 0	CONFERENCE	0- 1	0- 1	0- 7				
0- 4	0- 0	0- 0	HOME	0- 0	0- 1	0- 3				
0- 5	0- 0	0- 0	AWAY	0- 1	0- 0	0- 4				
0- 0	0- 0	0- 0	NEUTRAL	0- 0	0- 0	0- 0				

RPI S	Opponent	Score	RPI S	Opponent	Score	RPI S	Opponent	Score	RPI S	Opponent	Score	Team's RPI: 328
46	A Clemson	26 68	67	A FGCU	40 82	103	A Georgia	45 77				
			71	A Belmont	43 83	122	A Morehead St.	44 79				
			88	A Cincinnati	55 71	127	H UT Martin	53 62				
						144	H North Ala.	60 81				
						150	H Tennessee Tech	52 67				
						212	A Stetson	49 76				
						212	H Stetson	65 80				
						226	A Jacksonville	47 62				
						229	H Jacksonville St.	46 58				
						242	H Liberty	60 77				
						275	A Austin Peay	58 70				
						282	H Col. of Charleston	63 65				
						284	A North Florida	66 72				
						284	H North Florida	53 68				
						288	A Murray St.	61 97				
						290	H Tennessee St.	64 62				
						304	A Alabama A&M	62 58				
						310	A NJIT	67 80				
LAST 12 Division I GAMES:												
284	A North Florida	66 72	212	H Stetson	65 80							
144	H North Ala.	60 81	284	H North Florida	53 68							
242	H Liberty	60 77	226	A Jacksonville	47 62							
212	A Stetson	49 76	122	A Morehead St.	44 79							
67	A FGCU	40 82	150	H Tennessee Tech	52 67							
310	A NJIT	67 80	103	A Georgia	45 77							

Non-Div I Games:

Lipscomb

■ Loss,
 ■ Non-Conf,
 ■ S Site,
 ■ Home
 ■ A Away
 N Neutral

THROUGH GAMES OF FEB. 6, 1919				THROUGH GAMES OF FEB. 6, 1919						
Average RPI Win: 182		WON-LOST	WINNING	LAST 10	STRENGTH OF	OPP. STRENGTH	TEAM	ADJ.	CONF.	ADJ CONF.
Average RPI Loss: 55		RECORD	PCT. RANK	GAMES	SCHEDULE	OF SCHEDULE	RPI	RPI	RPI	RPI
DIV. I ONLY		13- 8	108	1- 0	46	101	70	70	12	12
DIV. I NON-CONF.		4- 7	228	0- 0	38	15	126	126	15	15

TOTALS	RPI 1-25		RPI 26-50		W-L RECORDS		RPI 51-100		RPI 101-150	RPI 150+
13- 8	0- 2		0- 1		OVERALL		2- 4		2- 1	9- 0
7- 5	0- 2		0- 1		HOME		2- 1		0- 1	5- 0
6- 3	0- 0		0- 0		AWAY		0- 3		2- 0	4- 0
0- 0	0- 0		0- 0		NEUTRAL		0- 0		0- 0	0- 0
4- 7	0- 2		0- 1		NON-CONFERENCE		0- 3		0- 1	4- 0
1- 5	0- 2		0- 1		HOME		0- 1		0- 1	1- 0
3- 2	0- 0		0- 0		AWAY		0- 2		0- 0	3- 0
0- 0	0- 0		0- 0		NEUTRAL		0- 0		0- 0	0- 0
9- 1	0- 0		0- 0		CONFERENCE		2- 1		2- 0	5- 0
6- 0	0- 0		0- 0		HOME		2- 0		0- 0	4- 0
3- 1	0- 0		0- 0		AWAY		0- 1		2- 0	1- 0
0- 0	0- 0		0- 0		NEUTRAL		0- 0		0- 0	0- 0

RPI 1-25				RPI 26-50				RPI 51-100				Team's RPI: 70				RPI 101+			
RPI	S	Opponent	Score	RPI	S	Opponent	Score	RPI	S	Opponent	Score			RPI	S	Opponent	Score		
7	H	Mississippi St.	63 98	34	H	Rice	65 79	53	A	LSU	45 60			116	A	South Alabama	65 42		
20	H	Texas A&M	40 61					54	H	Kansas St.	47 53			121	H	Western Ky.	56 68		
								58	A	Missouri St.	44 48			134	A	Appalachian St.	74 59		
								92	A	Troy	66 71			154	A	Louisiana Tech	69 58		
								92	H	Troy	76 72			157	A	Tulsa	63 53		
								95	H	UT Arlington	68 65			166	H	Arkansas St.	68 55		
														174	H	Texas St.	62 47		
														189	A	Coastal Caro.	60 47		
														225	A	Memphis	63 60		
														255	H	Louisiana	62 48		
														294	H	Fla. Atlantic	61 38		
														311	H	La.-Monroe	63 44		
LAST 12 Division I GAMES:																			
				92	H	Troy	76 72	116	A	South Alabama	65 42								
				166	H	Arkansas St.	68 55	92	A	Troy	66 71								
				134	A	Appalachian St.	74 59	255	H	Louisiana	62 48								
				189	A	Coastal Caro.	60 47	311	H	La.-Monroe	63 44								
				95	H	UT Arlington	68 65	58	A	Missouri St.	44 48								
				174	H	Texas St.	62 47	225	A	Memphis	63 60								

Non-Div I Games:

Little Rock

Loss, Non-Conf, S Site, H Home A Away N Neutral

Average RPI Win:	230	WON-LOST	WINNING	LAST 10	STRENGTH OF	OPP. STRENGTH	TEAM	ADJ.	CONF.	ADJ CONF.
Average RPI Loss:	151	RECORD	PCT. RANK	GAMES	SCHEDULE	OF SCHEDULE	RPI	RPI	RPI	RPI
DIV. I ONLY	6- 15	282	0- 1	181	192	261	261	21	21	
DIV. I NON-CONF.	3- 10	278	0- 0	102	158	250	250	20	20	
TOTALS	RPI 1-25	RPI 26-50	W-L RECORDS	RPI 51-100	RPI 101-150	RPI 150+				
6- 15	0- 1	0- 2	OVERALL	1- 4	0- 2	5- 6				
3- 8	0- 0	0- 1	HOME	1- 2	0- 1	2- 4				
3- 7	0- 1	0- 1	AWAY	0- 2	0- 1	3- 2				
0- 0	0- 0	0- 0	NEUTRAL	0- 0	0- 0	0- 0				
3- 10	0- 1	0- 2	NON-CONFERENCE	1- 3	0- 1	2- 3				
2- 6	0- 0	0- 1	HOME	1- 2	0- 0	1- 3				
1- 4	0- 1	0- 1	AWAY	0- 1	0- 1	1- 0				
0- 0	0- 0	0- 0	NEUTRAL	0- 0	0- 0	0- 0				
3- 5	0- 0	0- 0	CONFERENCE	0- 1	0- 1	3- 3				
1- 2	0- 0	0- 0	HOME	0- 0	0- 1	1- 1				
2- 3	0- 0	0- 0	AWAY	0- 1	0- 0	2- 2				
0- 0	0- 0	0- 0	NEUTRAL	0- 0	0- 0	0- 0				

RPI 1-25				RPI 26-50				RPI 51-100				RPI 101+ Team's RPI: 261			
RPI	S	Opponent	Score	RPI	S	Opponent	Score	RPI	S	Opponent	Score	RPI	S	Opponent	Score
5	A	Oregon	48 110	40	A	Utah	59 82	68	H	Arizona	43 70	138	A	Montana St.	62 85
				42	H	Southern California	50 86	81	A	UC Davis	50 70	143	H	CSUN	37 51
								82	H	UNI	64 71	168	A	UC Riverside	63 45
								93	H	Idaho	70 63	168	H	UC Riverside	59 73
								100	A	Loyola Marymount	62 71	204	A	Utah St.	50 48
												245	H	Nevada	67 76
												250	A	Cal St. Fullerton	59 53
												253	H	San Diego	56 60
												283	H	California Baptist	83 85
												297	A	UC Santa Barbara	54 60
												323	A	Cal Poly	59 66
												323	H	Cal Poly	61 58
												340	H	Grand Canyon	57 50
LAST 12 Division I GAMES:															
323	A	Cal Poly	59 66	323	H	Cal Poly	61 58								
250	A	Cal St. Fullerton	59 53	168	A	UC Riverside	63 45								
81	A	UC Davis	50 70	204	A	Utah St.	50 48								
143	H	CSUN	37 51	340	H	Grand Canyon	57 50								
168	H	UC Riverside	59 73	100	A	Loyola Marymount	62 71								
297	A	UC Santa Barbara	54 60	68	H	Arizona	43 70								

Non-Div I Games:

Long Beach St.

■ Loss,
 ■ Non-Conf, S Site,
 ■ Home
 ■ Away
 N Neutral

Average RPI Win:	219	WON-LOST	WINNING	LAST 10	STRENGTH OF	OPP. STRENGTH	TEAM	ADJ.	CONF.	ADJ CONF.
Average RPI Loss:	217	RECORD	PCT. RANK	GAMES	SCHEDULE	OF SCHEDULE	RPI	RPI	RPI	RPI
DIV. I ONLY	2- 18	337	0- 1	242	342	342	342	28	28	
DIV. I NON-CONF.	1- 9	326	0- 0	185	336	334	334	29	29	
TOTALS	RPI 1-25	RPI 26-50	W-L RECORDS	RPI 51-100	RPI 101-150	RPI 150+				
2- 18	0- 0	0- 0	OVERALL	0- 1	0- 4	2- 13				
2- 8	0- 0	0- 0	HOME	0- 0	0- 2	2- 6				
0- 9	0- 0	0- 0	AWAY	0- 1	0- 2	0- 6				
0- 1	0- 0	0- 0	NEUTRAL	0- 0	0- 0	0- 1				
1- 9	0- 0	0- 0	NON-CONFERENCE	0- 1	0- 2	1- 6				
1- 4	0- 0	0- 0	HOME	0- 0	0- 0	1- 4				
0- 4	0- 0	0- 0	AWAY	0- 1	0- 2	0- 1				
0- 1	0- 0	0- 0	NEUTRAL	0- 0	0- 0	0- 1				
1- 9	0- 0	0- 0	CONFERENCE	0- 0	0- 2	1- 7				
1- 4	0- 0	0- 0	HOME	0- 0	0- 2	1- 2				
0- 5	0- 0	0- 0	AWAY	0- 0	0- 0	0- 5				
0- 0	0- 0	0- 0	NEUTRAL	0- 0	0- 0	0- 0				

RPI S	Opponent	Score	RPI S	Opponent	Score	RPI S	Opponent	Score	RPI S	Opponent	Score	Team's RPI: 342
						61	A Virginia Tech	39 93	113	A VCU	55 84	
									114	H Radford	34 68	
									119	A UNCW	33 35	
									125	H High Point	54 65	
									181	H UMES	83 71	
									183	H Eastern Mich.	45 64	
									192	A Hampton	40 66	
									195	A UNC Asheville	55 80	
									207	N East Carolina	52 61	
									210	H Saint Francis (PA)	88 91	
									251	H Campbell	60 66	
									257	H Gardner-Webb	85 79	
									270	A Winthrop	69 77	
									273	A Norfolk St.	42 74	
									289	H Wofford	72 101	
									314	H Charleston So.	74 81	
									327	H Wagner	60 86	
									331	A Presbyterian	66 81	
									337	A USC Upstate	67 72	
LAST 12 Division I GAMES:												
			125	H High Point	54 65	192	A Hampton	40 66				
			257	H Gardner-Webb	85 79	314	H Charleston So.	74 81				
			251	H Campbell	60 66	331	A Presbyterian	66 81				
			337	A USC Upstate	67 72	270	A Winthrop	69 77				
			195	A UNC Asheville	55 80	61	A Virginia Tech	39 93				
			114	H Radford	34 68	119	A UNCW	33 35				

Non-Div I Games:

Longwood

Louisiana

Through Games Of Feb. 8, 2019

Average RPI Win:	251	WON-LOST	WINNING	LAST 10	STRENGTH OF	OPP. STRENGTH	TEAM	ADJ.	CONF.	ADJ CONF.
Average RPI Loss:	138	RECORD	PCT. RANK	GAMES	SCHEDULE	OF SCHEDULE	RPI	RPI	RPI	RPI
DIV. I ONLY	6- 15	282	0- 1	123	192	255	255	12	12	
DIV. I NON-CONF.	2- 8	293	0- 0	135	195	270	270	15	15	
TOTALS	RPI 1-25	RPI 26-50	W-L RECORDS	RPI 51-100	RPI 101-150	RPI 150+				
6- 15	0- 1	0- 0	OVERALL	0- 6	1- 1	5- 7				
5- 5	0- 0	0- 0	HOME	0- 3	1- 0	4- 2				
1- 9	0- 1	0- 0	AWAY	0- 3	0- 1	1- 4				
0- 1	0- 0	0- 0	NEUTRAL	0- 0	0- 0	0- 1				
2- 8	0- 1	0- 0	NON-CONFERENCE	0- 3	0- 0	2- 4				
1- 3	0- 0	0- 0	HOME	0- 2	0- 0	1- 1				
1- 4	0- 1	0- 0	AWAY	0- 1	0- 0	1- 2				
0- 1	0- 0	0- 0	NEUTRAL	0- 0	0- 0	0- 1				
4- 7	0- 0	0- 0	CONFERENCE	0- 3	1- 1	3- 3				
4- 2	0- 0	0- 0	HOME	0- 1	1- 0	3- 1				
0- 5	0- 0	0- 0	AWAY	0- 2	0- 1	0- 2				
0- 0	0- 0	0- 0	NEUTRAL	0- 0	0- 0	0- 0				

RPI 1-25				RPI 26-50				RPI 51-100				RPI 101+ Team's RPI: 255			
RPI	S	Opponent	Score	RPI	S	Opponent	Score	RPI	S	Opponent	Score	RPI	S	Opponent	Score
7	A	Mississippi St.	36 104					53	H	LSU	54 76	116	A	South Alabama	60 83
								59	H	Lamar University	77 79	134	H	Appalachian St.	73 55
								65	A	Auburn	59 71	156	H	Georgia St.	57 54
								70	A	Little Rock	48 62	166	A	Arkansas St.	75 87
								92	A	Troy	64 90	189	H	Coastal Caro.	58 76
								95	H	UT Arlington	61 76	196	A	Ole Miss	57 79
												201	H	Sam Houston St.	62 68
												219	A	UTRGV	60 75
												263	N	A&M-Corpus Christi	63 64
												279	A	Ga. Southern	71 79
												279	H	Ga. Southern	59 48
												307	H	Jackson St.	68 61
												311	H	La.-Monroe	52 45
												321	A	McNeese	70 59
LAST 12 Division I GAMES:															
279	A	Ga. Southern	71 79	311	H	La.-Monroe	52 45								
189	H	Coastal Caro.	58 76	279	H	Ga. Southern	59 48								
134	H	Appalachian St.	73 55	156	H	Georgia St.	57 54								
95	H	UT Arlington	61 76	70	A	Little Rock	48 62								
92	A	Troy	64 90	166	A	Arkansas St.	75 87								
116	A	South Alabama	60 83	7	A	Mississippi St.	36 104								

Non-Div I Games: Dillard

69 72

Louisiana

■ Loss,
 ■ Non-Conf,
 ■ S Site,
 ■ H Home
 ■ A Away
 N Neutral

Team				Through Games Of Feb. 9, 1919						
Average RPI Win:	210	WON-LOST	WINNING	LAST 10	STRENGTH OF	OPP. STRENGTH	TEAM	ADJ.	CONF.	ADJ CONF.
Average RPI Loss:	119	RECORD	PCT. RANK	GAMES	SCHEDULE	OF SCHEDULE	RPI	RPI	RPI	RPI
DIV. I ONLY	11- 11	159	1- 0	139	122	154	154	14	14	
DIV. I NON-CONF.	7- 5	132	1- 0	211	77	132	132	19	19	

TOTALS	RPI 1-25		RPI 26-50	W-L RECORDS		RPI 51-100	RPI 101-150		RPI 150+	
11- 11	0- 1		0- 1	OVERALL		0- 4	3- 1		8- 4	
6- 4	0- 0		0- 1	HOME		0- 2	1- 0		5- 1	
4- 6	0- 1		0- 0	AWAY		0- 1	1- 1		3- 3	
1- 1	0- 0		0- 0	NEUTRAL		0- 1	1- 0		0- 0	
7- 5	0- 1		0- 0	NON-CONFERENCE		0- 2	2- 0		5- 2	
3- 1	0- 0		0- 0	HOME		0- 1	1- 0		2- 0	
3- 3	0- 1		0- 0	AWAY		0- 0	0- 0		3- 2	
1- 1	0- 0		0- 0	NEUTRAL		0- 1	1- 0		0- 0	
4- 6	0- 0		0- 1	CONFERENCE		0- 2	1- 1		3- 2	
3- 3	0- 0		0- 1	HOME		0- 1	0- 0		3- 1	
1- 3	0- 0		0- 0	AWAY		0- 1	1- 1		0- 1	
0- 0	0- 0		0- 0	NEUTRAL		0- 0	0- 0		0- 0	

RPI 1-25				RPI 26-50				RPI 51-100				RPI 101+				Team's RPI: 154	
RPI	S	Opponent	Score	RPI	S	Opponent	Score	RPI	S	Opponent	Score	RPI	S	Opponent	Score		
17	A	Arizona St.	44 80	34	H	Rice	51 61	56	A	Middle Tenn.	38 75	109	H	Houston	100 88		
								58	N	Missouri St.	70 82	121	A	Western Ky.	76 81		
								70	H	Little Rock	58 69	126	A	UAB	73 68		
								74	H	Old Dominion	59 70	128	N	Alabama	79 62		
												166	A	Arkansas St.	80 70		
												167	H	Charlotte	88 51		
												182	H	North Texas	54 65		
												196	H	Ole Miss	80 71		
												218	A	Marshall	88 90		
												220	A	UMKC	70 80		
												225	A	Memphis	66 50		
												256	A	Wichita St.	56 70		
												267	H	Southeastern La.	72 53		
												294	H	Fla. Atlantic	86 55		
												316	H	FIU	90 72		
												321	A	McNeese	89 48		
LAST 12 Division I GAMES:																	
128	N	Alabama	79 62	74	H	Old Dominion	59 70										
316	H	FIU	90 72	56	A	Middle Tenn.	38 75										
294	H	Fla. Atlantic	86 55	126	A	UAB	73 68										
121	A	Western Ky.	76 81	34	H	Rice	51 61										
218	A	Marshall	88 90	182	H	North Texas	54 65										
167	H	Charlotte	88 51	321	A	McNeese	89 48										

Non-Div I Games: LSU-Alexandria 112 70

Louisiana Tech

Loss, Non-Conf, S Site, H Home A Away N Neutral

Louisville

Through Games Of Feb. 8, 2019

Average RPI Win:	86	WON-LOST	WINNING	LAST 10	STRENGTH OF	OPP. STRENGTH	TEAM	ADJ.	CONF.	ADJ CONF.
Average RPI Loss:	1	RECORD	PCT. RANK	GAMES	SCHEDULE	OF SCHEDULE	RPI	RPI	RPI	RPI
DIV. I ONLY	22- 1	1	1- 0	10	1	3	3	1	1	
DIV. I NON-CONF.	13- 0	1	0- 0	18	29	3	3	1	1	
TOTALS	RPI 1-25	RPI 26-50	W-L RECORDS	RPI 51-100	RPI 101-150	RPI 150+				
22- 1	5- 1	4- 0	OVERALL	4- 0	7- 0	2- 0				
12- 0	2- 0	3- 0	HOME	2- 0	3- 0	2- 0				
8- 1	2- 1	1- 0	AWAY	2- 0	3- 0	0- 0				
2- 0	1- 0	0- 0	NEUTRAL	0- 0	1- 0	0- 0				
13- 0	3- 0	1- 0	NON-CONFERENCE	2- 0	5- 0	2- 0				
7- 0	1- 0	1- 0	HOME	1- 0	2- 0	2- 0				
4- 0	1- 0	0- 0	AWAY	1- 0	2- 0	0- 0				
2- 0	1- 0	0- 0	NEUTRAL	0- 0	1- 0	0- 0				
9- 1	2- 1	3- 0	CONFERENCE	2- 0	2- 0	0- 0				
5- 0	1- 0	2- 0	HOME	1- 0	1- 0	0- 0				
4- 1	1- 1	1- 0	AWAY	1- 0	1- 0	0- 0				
0- 0	0- 0	0- 0	NEUTRAL	0- 0	0- 0	0- 0				

RPI	S	Opponent	Score	RPI	S	Opponent	Score	RPI	S	Opponent	Score	RPI	S	Opponent	Score
1	A	Notre Dame	68 82	26	H	Kentucky	80 75	55	H	Miami (OH)	95 73	104	H	Nebraska	85 68
6	H	UConn	78 69	28	H	North Carolina	73 66	57	A	Boise St.	74 55	105	N	Hartford	86 69
8	H	Syracuse	76 51	46	A	Clemson	76 44	63	A	Duke	73 51	107	A	Wake Forest	73 49
17	N	Arizona St.	58 56	50	H	Georgia Tech	61 44	97	H	Virginia	91 43	121	A	Western Ky.	102 80
18	A	Florida St.	68 49									127	H	UT Martin	102 62
23	A	Central Mich.	72 68									129	H	Pittsburgh	70 42
												130	A	Chattanooga	75 49
												277	H	Northern Ky.	92 59
												290	H	Tennessee St.	107 52
LAST 12 Division I GAMES:															
8	H	Syracuse	76 51	97	H	Virginia	91 43								
46	A	Clemson	76 44	50	H	Georgia Tech	61 44								
6	H	UConn	78 69	1	A	Notre Dame	68 82								
129	H	Pittsburgh	70 42	63	A	Duke	73 51								
18	A	Florida St.	68 49	28	H	North Carolina	73 66								
107	A	Wake Forest	73 49	23	A	Central Mich.	72 68								

Non-Div I Games:

Louisville

■ Loss,
■ Non-Conf, S Site,
■ Home
■ Away
N Neutral

Average RPI Win:	286	WON-LOST	WINNING	LAST 10	STRENGTH OF	OPP. STRENGTH	TEAM	ADJ.	CONF.	ADJ CONF.
Average RPI Loss:	111	RECORD	PCT. RANK	GAMES	SCHEDULE	OF SCHEDULE	RPI	RPI	RPI	RPI
DIV. I ONLY	10- 11	179	0- 1	274	212	246	246	13	13	
DIV. I NON-CONF.	6- 5	143	0- 0	336	298	272	272	14	14	
TOTALS	RPI 1-25	RPI 26-50	W-L RECORDS	RPI 51-100	RPI 101-150	RPI 150+				
10- 11	0- 1	0- 2	OVERALL	0- 3	0- 2	10- 3				
8- 4	0- 0	0- 1	HOME	0- 1	0- 1	8- 1				
2- 7	0- 1	0- 1	AWAY	0- 2	0- 1	2- 2				
0- 0	0- 0	0- 0	NEUTRAL	0- 0	0- 0	0- 0				
6- 5	0- 0	0- 2	NON-CONFERENCE	0- 0	0- 1	6- 2				
4- 2	0- 0	0- 1	HOME	0- 0	0- 0	4- 1				
2- 3	0- 0	0- 1	AWAY	0- 0	0- 1	2- 1				
0- 0	0- 0	0- 0	NEUTRAL	0- 0	0- 0	0- 0				
4- 6	0- 1	0- 0	CONFERENCE	0- 3	0- 1	4- 1				
4- 2	0- 0	0- 0	HOME	0- 1	0- 1	4- 0				
0- 4	0- 1	0- 0	AWAY	0- 2	0- 0	0- 1				
0- 0	0- 0	0- 0	NEUTRAL	0- 0	0- 0	0- 0				

RPI 1-25				RPI 26-50				RPI 51-100				RPI 101+ Team's RPI: 246			
RPI	S	Opponent	Score	RPI	S	Opponent	Score	RPI	S	Opponent	Score	RPI	S	Opponent	Score
22	A	Drake	60 69	35	H	DePaul	76 102	58	A	Missouri St.	49 84	131	A	Youngstown St.	63 74
				44	A	Purdue	41 65	82	A	UNI	52 64	145	H	Bradley	56 69
								82	H	UNI	65 71	162	A	Southern Ill.	63 74
												171	H	Indiana St.	56 54
												191	H	Illinois St.	62 59
												220	H	UMKC	74 88
												237	A	Bowling Green	74 88
												241	H	SIUE	56 43
												281	A	Western Mich.	64 53
												292	H	Valparaiso	80 54
												330	H	Detroit Mercy	52 43
												333	A	UIC	75 60
												334	H	Purdue Fort Wayne	81 67
												338	H	Evansville	61 56
												347	H	Chicago St.	76 40
LAST 12 Division I GAMES:															
82	H	UNI	65 71	338	H	Evansville	61 56								
145	H	Bradley	56 69	82	A	UNI	52 64								
191	H	Illinois St.	62 59	22	A	Drake	60 69								
162	A	Southern Ill.	63 74	292	H	Valparaiso	80 54								
58	A	Missouri St.	49 84	35	H	DePaul	76 102								
171	H	Indiana St.	56 54	220	H	UMKC	74 88								

Non-Div I Games:

Loyola Chicago

■ Loss,
 ■ Non-Conf,
 ■ S Site,
 ■ H Home
 ■ A Away
 N Neutral

Loyola Maryland

Through Games Of Feb. 8, 2019

Average RPI Win:	285	WON-LOST	WINNING	LAST 10	STRENGTH OF	OPP. STRENGTH	TEAM	ADJ.	CONF.	ADJ CONF.
Average RPI Loss:	171	RECORD	PCT. RANK	GAMES	SCHEDULE	OF SCHEDULE	RPI	RPI	RPI	RPI
DIV. I ONLY	3- 18	330	0- 1	152	265	300	300	19	19	
DIV. I NON-CONF.	1- 10	330	0- 1	136	260	295	295	22	22	
TOTALS	RPI 1-25	RPI 26-50	W-L RECORDS	RPI 51-100	RPI 101-150	RPI 150+				
3- 18	0- 1	0- 1	OVERALL	0- 2	0- 3	3- 11				
2- 6	0- 0	0- 1	HOME	0- 0	0- 0	2- 5				
1- 11	0- 1	0- 0	AWAY	0- 2	0- 2	1- 6				
0- 1	0- 0	0- 0	NEUTRAL	0- 0	0- 1	0- 0				
1- 10	0- 1	0- 0	NON-CONFERENCE	0- 1	0- 2	1- 6				
0- 3	0- 0	0- 0	HOME	0- 0	0- 0	0- 3				
1- 6	0- 1	0- 0	AWAY	0- 1	0- 1	1- 3				
0- 1	0- 0	0- 0	NEUTRAL	0- 0	0- 1	0- 0				
2- 8	0- 0	0- 1	CONFERENCE	0- 1	0- 1	2- 5				
2- 3	0- 0	0- 1	HOME	0- 0	0- 0	2- 2				
0- 5	0- 0	0- 0	AWAY	0- 1	0- 1	0- 3				
0- 0	0- 0	0- 0	NEUTRAL	0- 0	0- 0	0- 0				

RPI S	Opponent	Score	RPI S	Opponent	Score	RPI S	Opponent	Score	RPI S	Opponent	Score	Team's RPI: 300
19	A Maryland	48 83	49	H Bucknell	57 75	90	A Georgetown	30 45	108	N Boston College	47 73	
						94	A American	38 82	112	A Towson	57 62	
									139	A Lehigh	42 51	
									164	H Boston U.	62 64	
									165	H William & Mary	49 65	
									202	A George Mason	38 70	
									208	A Dartmouth	41 54	
									213	A Holy Cross	60 78	
									214	H Navy	46 58	
									228	A Colgate	64 73	
									235	A Monmouth	75 67	
									247	H Mt. St. Mary's	67 77	
									259	H St. Francis Brooklyn	70 75	
									266	A Saint Joseph's	46 49	
									295	A Army West Point	57 69	
									295	H Army West Point	70 51	
									325	H Lafayette	62 50	
LAST 12 Division I GAMES:												
266	A Saint Joseph's	46 49	94	A American	38 82							
295	H Army West Point	70 51	213	A Holy Cross	60 78							
139	A Lehigh	42 51	164	H Boston U.	62 64							
228	A Colgate	64 73	295	A Army West Point	57 69							
49	H Bucknell	57 75	214	H Navy	46 58							
325	H Lafayette	62 50	235	A Monmouth	75 67							

Non-Div I Games:

Loyola Maryland

Loss, Non-Conf, S Site, H Home A Away N Neutral

Loyola Marymount

Through Games Of Feb. 8, 2019

Average RPI Win:	164	WON-LOST	WINNING	LAST 10	STRENGTH OF	OPP. STRENGTH	TEAM	ADJ.	CONF.	ADJ CONF.
Average RPI Loss:	110	RECORD	PCT. RANK	GAMES	SCHEDULE	OF SCHEDULE	RPI	RPI	RPI	RPI
DIV. I ONLY	14- 10	126	1- 0	81	105	100	100	8	8	
DIV. I NON-CONF.	7- 5	132	1- 0	108	173	108	108	7	7	
TOTALS	RPI 1-25	RPI 26-50	W-L RECORDS	RPI 51-100	RPI 101-150	RPI 150+				
14- 10	0- 1	2- 4	OVERALL	3- 0	1- 1	8- 4				
8- 3	0- 1	2- 0	HOME	1- 0	0- 0	5- 2				
6- 4	0- 0	0- 2	AWAY	2- 0	1- 1	3- 1				
0- 3	0- 0	0- 2	NEUTRAL	0- 0	0- 0	0- 1				
7- 5	0- 0	1- 2	NON-CONFERENCE	2- 0	1- 0	3- 3				
4- 1	0- 0	1- 0	HOME	1- 0	0- 0	2- 1				
3- 1	0- 0	0- 0	AWAY	1- 0	1- 0	1- 1				
0- 3	0- 0	0- 2	NEUTRAL	0- 0	0- 0	0- 1				
7- 5	0- 1	1- 2	CONFERENCE	1- 0	0- 1	5- 1				
4- 2	0- 1	1- 0	HOME	0- 0	0- 0	3- 1				
3- 3	0- 0	0- 2	AWAY	1- 0	0- 1	2- 0				
0- 0	0- 0	0- 0	NEUTRAL	0- 0	0- 0	0- 0				

RPI S Opponent	Score	RPI S Opponent	Score	RPI S Opponent	Score	RPI S Opponent	Score
13 H Gonzaga	53 78	37 N South Dakota	40 67	68 A Arizona	66 64	133 A Pepperdine	86 95
		38 N Indiana	43 67	77 A Pacific	72 67	143 A CSUN	72 53
		39 A BYU	44 55	81 H UC Davis	60 53	161 H Portland	76 58
		39 H BYU	61 58			170 A Denver	75 104
		43 H UCLA	69 63			177 A Santa Clara	69 60
		47 A Saint Mary's (CA)	62 86			177 H Santa Clara	75 83
						203 N Grambling	61 62
						215 H Robert Morris	61 53
						234 H San Francisco	66 58
						243 H Northern Ariz.	62 63
						253 A San Diego	69 52
						253 H San Diego	83 57
						261 H Long Beach St.	71 62
						297 A UC Santa Barbara	70 57
LAST 12 Division I GAMES:							
215 H Robert Morris	61 53	133 A Pepperdine	86 95				
177 A Santa Clara	69 60	177 H Santa Clara	75 83				
253 H San Diego	83 57	234 H San Francisco	66 58				
39 H BYU	61 58	39 A BYU	44 55				
47 A Saint Mary's (CA)	62 86	253 A San Diego	69 52				
77 A Pacific	72 67	161 H Portland	76 58				

Non-Div I Games:

Loyola Marymount

■ Loss,
 ■ Non-Conf, S Site,
 ■ Home
 ■ Away
 N Neutral

Maine

Through Games Of Feb. 8, 2019

Average RPI Win:	219	WON-LOST	WINNING	LAST 10	STRENGTH OF	OPP. STRENGTH	TEAM	ADJ.	CONF.	ADJ CONF.
Average RPI Loss:	87	RECORD	PCT. RANK	GAMES	SCHEDULE	OF SCHEDULE	RPI	RPI	RPI	RPI
DIV. I ONLY	16- 7	76	0- 1	144	171	75	75	23	23	
DIV. I NON-CONF.	7- 6	153	0- 1	37	72	55	55	25	25	
TOTALS	RPI 1-25	RPI 26-50	W-L RECORDS	RPI 51-100	RPI 101-150	RPI 150+				
16- 7	0- 1	1- 0	OVERALL	3- 3	0- 3	12- 0				
8- 1	0- 0	0- 0	HOME	1- 1	0- 0	7- 0				
6- 5	0- 1	1- 0	AWAY	1- 2	0- 2	4- 0				
2- 1	0- 0	0- 0	NEUTRAL	1- 0	0- 1	1- 0				
7- 6	0- 1	1- 0	NON-CONFERENCE	3- 3	0- 2	3- 0				
2- 1	0- 0	0- 0	HOME	1- 1	0- 0	1- 0				
3- 4	0- 1	1- 0	AWAY	1- 2	0- 1	1- 0				
2- 1	0- 0	0- 0	NEUTRAL	1- 0	0- 1	1- 0				
9- 1	0- 0	0- 0	CONFERENCE	0- 0	0- 1	9- 0				
6- 0	0- 0	0- 0	HOME	0- 0	0- 0	6- 0				
3- 1	0- 0	0- 0	AWAY	0- 0	0- 1	3- 0				
0- 0	0- 0	0- 0	NEUTRAL	0- 0	0- 0	0- 0				

RPI 1-25				RPI 26-50				RPI 51-100 Team's RPI: 75				RPI 101+			
RPI	S	Opponent	Score	RPI	S	Opponent	Score	RPI	S	Opponent	Score	RPI	S	Opponent	Score
10	A	NC State	46 84	28	A	North Carolina	85 73	63	H	Duke	63 66	105	A	Hartford	46 49
								72	A	Green Bay	39 70	130	N	Chattanooga	61 66
								79	N	Penn	47 46	137	A	Fordham	64 72
								85	A	Harvard	67 60	160	A	Stony Brook	68 54
								86	H	Toledo	73 59	227	H	Brown	102 96
								89	A	Northeastern	55 63	231	N	N.C. A&T	58 52
												240	H	Albany (NY)	76 65
												244	H	Binghamton	95 66
												271	A	Vermont	63 51
												271	H	Vermont	66 45
												299	H	UMBC	84 44
												302	A	Bryant	74 57
												324	H	UMass Lowell	79 45
												326	A	New Hampshire	69 45
												326	H	New Hampshire	67 46
LAST 12 Division I GAMES:															
130	N	Chattanooga	61 66	105	A	Hartford	46 49								
271	H	Vermont	66 45	240	H	Albany (NY)	76 65								
326	A	New Hampshire	69 45	271	A	Vermont	63 51								
324	H	UMass Lowell	79 45	299	H	UMBC	84 44								
244	H	Binghamton	95 66	326	H	New Hampshire	67 46								
160	A	Stony Brook	68 54	137	A	Fordham	64 72								

Non-Div I Games:

Maine

■ Loss,
 ■ Non-Conf, S Site,
 ■ Home
 ■ Away
 N Neutral

Average RPI Win:	290	WON-LOST	WINNING	LAST 10	STRENGTH OF	OPP. STRENGTH	TEAM	ADJ.	CONF.	ADJ CONF.
Average RPI Loss:	205	RECORD	PCT. RANK	GAMES	SCHEDULE	OF SCHEDULE	RPI	RPI	RPI	RPI
DIV. I ONLY	6- 15	282	0- 1	225	348	313	313	27	27	
DIV. I NON-CONF.	2- 9	297	0- 0	207	350	333	333	28	28	
TOTALS	RPI 1-25	RPI 26-50	W-L RECORDS	RPI 51-100	RPI 101-150	RPI 150+				
6- 15	0- 0	0- 0	OVERALL	0- 2	1- 2	5- 11				
5- 8	0- 0	0- 0	HOME	0- 2	0- 1	5- 5				
1- 7	0- 0	0- 0	AWAY	0- 0	1- 1	0- 6				
0- 0	0- 0	0- 0	NEUTRAL	0- 0	0- 0	0- 0				
2- 9	0- 0	0- 0	NON-CONFERENCE	0- 2	0- 1	2- 6				
2- 5	0- 0	0- 0	HOME	0- 2	0- 0	2- 3				
0- 4	0- 0	0- 0	AWAY	0- 0	0- 1	0- 3				
0- 0	0- 0	0- 0	NEUTRAL	0- 0	0- 0	0- 0				
4- 6	0- 0	0- 0	CONFERENCE	0- 0	1- 1	3- 5				
3- 3	0- 0	0- 0	HOME	0- 0	0- 1	3- 2				
1- 3	0- 0	0- 0	AWAY	0- 0	1- 0	0- 3				
0- 0	0- 0	0- 0	NEUTRAL	0- 0	0- 0	0- 0				

RPI S	Opponent	Score	RPI S	Opponent	Score	RPI S	Opponent	Score	RPI S	Opponent	Score	Team's RPI: 313
						78	H Wright St.	44 60	137	A Fordham	61 65	
						83	H Drexel	39 53	147	A Marist	69 51	
									147	H Marist	51 62	
									160	H Stony Brook	48 79	
									188	H Rider	63 73	
									213	A Holy Cross	53 61	
									222	A Niagara	51 61	
									222	H Niagara	54 58	
									238	H Sacred Heart	46 74	
									240	A Albany (NY)	54 60	
									259	A St. Francis Brooklyn	65 73	
									272	A Siena	56 62	
									272	H Siena	52 48	
									285	A Canisius	44 47	
									312	H Fairfield	47 41	
									325	H Lafayette	60 49	
									330	H Detroit Mercy	56 58	
									332	H Iona	55 33	
									351	H LIU Brooklyn	61 46	
LAST 12 Division I GAMES:												
147	H Marist	51 62	332	H Iona	55 33							
272	H Siena	52 48	272	A Siena	56 62							
312	H Fairfield	47 41	222	A Niagara	51 61							
147	A Marist	69 51	285	A Canisius	44 47							
222	H Niagara	54 58	213	A Holy Cross	53 61							
188	H Rider	63 73	238	H Sacred Heart	46 74							

Non-Div I Games:

Manhattan

Average RPI Win: 242	WON-LOST	WINNING	LAST 10	STRENGTH OF	OPP. STRENGTH	TEAM	ADJ.	CONF.	ADJ CONF.
Average RPI Loss: 142	RECORD	PCT. RANK	GAMES	SCHEDULE	OF SCHEDULE	RPI	RPI	RPI	RPI
DIV. I ONLY	17- 7	66	1- 0	277	225	147	147	27	27
DIV. I NON-CONF.	8- 4	91	0- 0	194	120	105	105	28	28
TOTALS	RPI 1-25	RPI 26-50	W-L RECORDS	RPI 51-100	RPI 101-150	RPI 150+			
17- 7	0- 0	0- 0	OVERALL	1- 4	0- 0	16- 3			
6- 4	0- 0	0- 0	HOME	1- 1	0- 0	5- 3			
9- 2	0- 0	0- 0	AWAY	0- 2	0- 0	9- 0			
2- 1	0- 0	0- 0	NEUTRAL	0- 1	0- 0	2- 0			
8- 4	0- 0	0- 0	NON-CONFERENCE	1- 3	0- 0	7- 1			
3- 1	0- 0	0- 0	HOME	1- 0	0- 0	2- 1			
3- 2	0- 0	0- 0	AWAY	0- 2	0- 0	3- 0			
2- 1	0- 0	0- 0	NEUTRAL	0- 1	0- 0	2- 0			
9- 3	0- 0	0- 0	CONFERENCE	0- 1	0- 0	9- 2			
3- 3	0- 0	0- 0	HOME	0- 1	0- 0	3- 2			
6- 0	0- 0	0- 0	AWAY	0- 0	0- 0	6- 0			
0- 0	0- 0	0- 0	NEUTRAL	0- 0	0- 0	0- 0			

RPI 1-25			RPI 26-50			RPI 51-100			RPI 101+ Team's RPI: 147		
RPI	S	Opponent	Score	RPI	S	Opponent	Score	RPI	S	Opponent	Score
						63 A Duke	56 64	164 H Boston U.		68 57	
						64 H Quinnipiac	69 76	178 H Temple		74 68	
						78 N Wright St.	60 76	188 H Rider		58 68	
						89 H Northeastern	90 84	197 H Massachusetts		55 70	
						91 A Princeton	57 60	198 A Elon		61 57	
								212 N Stetson		76 69	
								214 A Navy		72 48	
								222 A Niagara		87 58	
								235 H Monmouth		69 45	
								240 A Albany (NY)		74 56	
								254 N Hofstra		71 57	
								272 A Siena		73 58	
								272 H Siena		88 59	
								285 A Canisius		71 66	
								312 A Fairfield		56 46	
								313 A Manhattan		62 51	
								313 H Manhattan		51 69	
								322 A Saint Peter's		62 42	
								332 H Iona		76 36	
LAST 12 Division I GAMES:											
313 A		Manhattan	62 51	272 H		Siena	88 59				
272 A		Siena	73 58	235 H		Monmouth	69 45				
188 H		Rider	58 68	312 A		Fairfield	56 46				
313 H		Manhattan	51 69	64 H		Quinnipiac	69 76				
322 A		Saint Peter's	62 42	285 A		Canisius	71 66				
332 H		Iona	76 36	222 A		Niagara	87 58				

Non-Div I Games:

Marist

Average RPI Win: 109		WON-LOST	WINNING	LAST 10	STRENGTH OF	OPP. STRENGTH	TEAM	ADJ.	CONF.	ADJ CONF.
Average RPI Loss: 10		RECORD	PCT. RANK	GAMES	SCHEDULE	OF SCHEDULE	RPI	RPI	RPI	RPI
DIV. I ONLY		20- 3	11	1- 0	17	24	9	9	6	6
DIV. I NON-CONF.		9- 3	61	1- 0	23	14	19	19	4	4
TOTALS	RPI 1-25	RPI 26-50		W-L RECORDS		RPI 51-100	RPI 101-150	RPI 150+		
20- 3	0- 3	5- 0		OVERALL		7- 0	4- 0	4- 0		
13- 1	0- 1	2- 0		HOME		5- 0	4- 0	2- 0		
7- 2	0- 2	3- 0		AWAY		2- 0	0- 0	2- 0		
0- 0	0- 0	0- 0		NEUTRAL		0- 0	0- 0	0- 0		
9- 3	0- 3	1- 0		NON-CONFERENCE		4- 0	1- 0	3- 0		
7- 1	0- 1	1- 0		HOME		3- 0	1- 0	2- 0		
2- 2	0- 2	0- 0		AWAY		1- 0	0- 0	1- 0		
0- 0	0- 0	0- 0		NEUTRAL		0- 0	0- 0	0- 0		
11- 0	0- 0	4- 0		CONFERENCE		3- 0	3- 0	1- 0		
6- 0	0- 0	1- 0		HOME		2- 0	3- 0	0- 0		
5- 0	0- 0	3- 0		AWAY		1- 0	0- 0	1- 0		
0- 0	0- 0	0- 0		NEUTRAL		0- 0	0- 0	0- 0		

RPI 1-25				Team's RPI: 9		RPI 26-50				RPI 51-100				RPI 101+				
RPI	S	Opponent	Score		RPI	S	Opponent	Score		RPI	S	Opponent	Score		RPI	S	Opponent	Score
1	H	Notre Dame	63	87	27	H	South Dakota St.	91	52	60	H	Michigan	85	74	111	H	Seton Hall	96 60
7	A	Mississippi St.	82	87	35	A	DePaul	93	87	72	H	Green Bay	80	54	118	H	St. John's (NY)	83 73
21	A	Miami (FL)	55	63	35	H	DePaul	96	63	80	A	Northwestern	76	57	120	H	Creighton	85 67
					41	A	Villanova	91	55	82	H	UNI	102	61	138	H	Montana St.	100 52
					45	A	Butler	87	58	90	A	Georgetown	72	62	169	A	Xavier	90 44
										90	H	Georgetown	59	52	187	A	Milwaukee	83 74
										96	H	Providence	85	46	244	H	Binghamton	93 40
															333	H	UIC	96 32
LAST 12 Division I GAMES:																		
					82	H	UNI	102	61	118	H	St. John's (NY)	83	73				
					21	A	Miami (FL)	55	63	111	H	Seton Hall	96	60				
					90	H	Georgetown	59	52	90	A	Georgetown	72	62				
					35	A	DePaul	93	87	41	A	Villanova	91	55				
					45	A	Butler	87	58	35	H	DePaul	96	63				
					169	A	Xavier	90	44	120	H	Creighton	85	67				

Non-Div I Games:

Marquette

Loss, Non-Conf, S Site, H Home A Away N Neutral

Marshall

Through Games Of Feb. 8, 2019

Average RPI Win:	254	WON-LOST	WINNING	LAST 10	STRENGTH OF	OPP. STRENGTH	TEAM	ADJ.	CONF.	ADJ CONF.
Average RPI Loss:	150	RECORD	PCT. RANK	GAMES	SCHEDULE	OF SCHEDULE	RPI	RPI	RPI	RPI
DIV. I ONLY	13- 9	122	1- 0	340	130	218	218	14	14	
DIV. I NON-CONF.	5- 7	206	0- 0	344	181	323	323	19	19	
TOTALS	RPI 1-25	RPI 26-50	W-L RECORDS	RPI 51-100	RPI 101-150	RPI 150+				
13- 9	0- 0	0- 1	OVERALL	1- 0	0- 3	12- 5				
9- 3	0- 0	0- 0	HOME	1- 0	0- 1	8- 2				
4- 6	0- 0	0- 1	AWAY	0- 0	0- 2	4- 3				
0- 0	0- 0	0- 0	NEUTRAL	0- 0	0- 0	0- 0				
5- 7	0- 0	0- 1	NON-CONFERENCE	0- 0	0- 2	5- 4				
5- 2	0- 0	0- 0	HOME	0- 0	0- 1	5- 1				
0- 5	0- 0	0- 1	AWAY	0- 0	0- 1	0- 3				
0- 0	0- 0	0- 0	NEUTRAL	0- 0	0- 0	0- 0				
8- 2	0- 0	0- 0	CONFERENCE	1- 0	0- 1	7- 1				
4- 1	0- 0	0- 0	HOME	1- 0	0- 0	3- 1				
4- 1	0- 0	0- 0	AWAY	0- 0	0- 1	4- 0				
0- 0	0- 0	0- 0	NEUTRAL	0- 0	0- 0	0- 0				

RPI 1-25			RPI 26-50			RPI 51-100			RPI 101+ Team's RPI: 218		
RPI	S	Opponent	Score	RPI	S	Opponent	Score	RPI	S	Opponent	Score
				46	A	Clemson	54 68	74	H	Old Dominion	57 48
								112	H	Towson	69 76
								121	A	Western Ky.	55 85
								134	A	Appalachian St.	52 74
								154	H	Louisiana Tech	90 88
								162	A	Southern Ill.	49 58
								167	H	Charlotte	63 62
								171	H	Indiana St.	53 62
								180	A	Wisconsin	49 67
								182	H	North Texas	67 55
								186	H	Southern Miss.	52 64
								237	A	Bowling Green	76 99
								268	H	Cleveland St.	86 64
								269	A	UTEP	63 60
								287	A	UTSA	79 72
								290	H	Tennessee St.	80 59
								294	A	Fla. Atlantic	72 67
								315	H	Coppin St.	88 67
								316	A	FIU	86 58
								338	H	Evansville	72 65
								345	H	Delaware St.	75 63
LAST 12 Division I GAMES:											
182	H	North Texas	67 55	294	A	Fla. Atlantic	72 67				
287	A	UTSA	79 72	121	A	Western Ky.	55 85				
269	A	UTEP	63 60	167	H	Charlotte	63 62				
186	H	Southern Miss.	52 64	74	H	Old Dominion	57 48				
154	H	Louisiana Tech	90 88	345	H	Delaware St.	75 63				
316	A	FIU	86 58	112	H	Towson	69 76				

Non-Div I Games: Bluefield St. 82 29

Marshall

■ Loss,
 ■ Non-Conf, S Site,
 ■ Home
 ■ Away
 N Neutral

RPI 1-25				Team's RPI: 19		RPI 26-50				RPI 51-100				RPI 101+			
RPI	S	Opponent	Score	RPI	S	Opponent	Score	RPI	S	Opponent	Score	RPI	S	Opponent	Score		
15	H	Rutgers	65 73	33	H	James Madison	87 63	60	H	Michigan	83 69	102	H	Dayton	82 71		
16	A	South Carolina	85 61	38	A	Indiana	76 56	80	H	Northwestern	72 57	103	N	Georgia	58 51		
25	A	Michigan St.	60 77	50	H	Georgia Tech	67 54	99	A	Ohio St.	70 57	104	A	Nebraska	81 63		
								99	H	Ohio St.	75 69	123	A	Penn St.	77 61		
												123	H	Penn St.	79 67		
												155	A	Delaware	77 53		
												180	H	Wisconsin	75 57		
												185	A	Illinois	80 66		
												194	A	George Washington	69 30		
												299	H	UMBC	92 61		
												300	H	Loyola Maryland	83 48		
												303	N	Morgan St.	68 44		
												315	H	Coppin St.	93 36		
LAST 12 Division I GAMES:																	
				80	H	Northwestern	72 57	25	A	Michigan St.	60 77						
				185	A	Illinois	80 66	60	H	Michigan	83 69						
				180	H	Wisconsin	75 57	104	A	Nebraska	81 63						
				38	A	Indiana	76 56	99	H	Ohio St.	75 69						
				99	A	Ohio St.	70 57	15	H	Rutgers	65 73						
				123	H	Penn St.	79 67	123	A	Penn St.	77 61						

Non-Div I Games:

Massachusetts

Through Games Of Feb. 8, 2019

Average RPI Win:	225	WON-LOST	WINNING	LAST 10	STRENGTH OF	OPP. STRENGTH	TEAM	ADJ.	CONF.	ADJ CONF.
Average RPI Loss:	178	RECORD	PCT. RANK	GAMES	SCHEDULE	OF SCHEDULE	RPI	RPI	RPI	RPI
DIV. I ONLY	12- 11	155	1- 0	232	268	197	197	17	17	
DIV. I NON-CONF.	8- 6	138	0- 0	242	331	198	198	16	16	
TOTALS	RPI 1-25	RPI 26-50	W-L RECORDS	RPI 51-100	RPI 101-150	RPI 150+				
12- 11	0- 0	0- 1	OVERALL	0- 1	2- 3	10- 6				
7- 4	0- 0	0- 0	HOME	0- 0	0- 0	7- 4				
4- 6	0- 0	0- 0	AWAY	0- 1	2- 3	2- 2				
1- 1	0- 0	0- 1	NEUTRAL	0- 0	0- 0	1- 0				
8- 6	0- 0	0- 1	NON-CONFERENCE	0- 1	1- 1	7- 3				
5- 2	0- 0	0- 0	HOME	0- 0	0- 0	5- 2				
2- 3	0- 0	0- 0	AWAY	0- 1	1- 1	1- 1				
1- 1	0- 0	0- 1	NEUTRAL	0- 0	0- 0	1- 0				
4- 5	0- 0	0- 0	CONFERENCE	0- 0	1- 2	3- 3				
2- 2	0- 0	0- 0	HOME	0- 0	0- 0	2- 2				
2- 3	0- 0	0- 0	AWAY	0- 0	1- 2	1- 1				
0- 0	0- 0	0- 0	NEUTRAL	0- 0	0- 0	0- 0				

RPI 1-25			RPI 26-50			RPI 51-100			RPI 101+ Team's RPI: 197		
RPI	S	Opponent	Score	RPI	S	Opponent	Score	RPI	S	Opponent	Score
				49	N	Bucknell	58 77	89	A	Northeastern	52 53
								102	A	Dayton	47 75
								112	A	Towson	53 78
								113	A	VCU	48 52
								147	A	Marist	70 55
								149	A	Davidson	70 58
								158	H	Duquesne	69 66
								164	H	Boston U.	66 55
								190	H	Saint Louis	70 66
								202	H	George Mason	52 70
								206	H	St. Bonaventure	63 64
								219	H	UTRGV	74 70
								227	A	Brown	90 61
								230	H	North Dakota	52 59
								238	H	Sacred Heart	78 61
								260	A	Richmond	58 62
								272	A	Siena	59 64
								280	A	La Salle	74 60
								296	H	Central Conn. St.	74 59
								312	N	Fairfield	59 49
								320	H	Incarnate Word	71 59
								324	H	UMass Lowell	59 62
LAST 12 Division I GAMES:											
158	H	Duquesne	69 66	280	A	La Salle	74 60				
260	A	Richmond	58 62	102	A	Dayton	47 75				
113	A	VCU	48 52	190	H	Saint Louis	70 66				
206	H	St. Bonaventure	63 64	147	A	Marist	70 55				
149	A	Davidson	70 58	324	H	UMass Lowell	59 62				
202	H	George Mason	52 70	272	A	Siena	59 64				

Non-Div I Games:

Massachusetts

Loss, Non-Conf, S Site, H Home A Away N Neutral

McNeese

Through Games Of Feb. 8, 2019

Average RPI Win:	262	WON-LOST	WINNING	LAST 10	STRENGTH OF	OPP. STRENGTH	TEAM	ADJ.	CONF.	ADJ CONF.
Average RPI Loss:	183	RECORD	PCT. RANK	GAMES	SCHEDULE	OF SCHEDULE	RPI	RPI	RPI	RPI
DIV. I ONLY	3- 14	324	0- 1	236	264	321	321	25	25	
DIV. I NON-CONF.	0- 8	336	0- 0	98	168	308	308	23	23	
TOTALS	RPI 1-25	RPI 26-50	W-L RECORDS	RPI 51-100	RPI 101-150	RPI 150+				
3- 14	0- 0	0- 2	OVERALL	0- 2	0- 1	3- 9				
2- 5	0- 0	0- 0	HOME	0- 1	0- 0	2- 4				
1- 9	0- 0	0- 2	AWAY	0- 1	0- 1	1- 5				
0- 0	0- 0	0- 0	NEUTRAL	0- 0	0- 0	0- 0				
0- 8	0- 0	0- 2	NON-CONFERENCE	0- 1	0- 1	0- 4				
0- 2	0- 0	0- 0	HOME	0- 0	0- 0	0- 2				
0- 6	0- 0	0- 2	AWAY	0- 1	0- 1	0- 2				
0- 0	0- 0	0- 0	NEUTRAL	0- 0	0- 0	0- 0				
3- 6	0- 0	0- 0	CONFERENCE	0- 1	0- 0	3- 5				
2- 3	0- 0	0- 0	HOME	0- 1	0- 0	2- 2				
1- 3	0- 0	0- 0	AWAY	0- 0	0- 0	1- 3				
0- 0	0- 0	0- 0	NEUTRAL	0- 0	0- 0	0- 0				

RPI S	Opponent	Score	RPI S	Opponent	Score	RPI S	Opponent	Score	RPI S	Opponent	Score	Team's RPI: 321
31	A Texas	40 96	53	A LSU	36 86	126	A UAB	48 91				
34	A Rice	65 93	59	H Lamar University	62 64	154	H Louisiana Tech	48 89				
						159	A Abilene Christian	52 109				
						184	A Nicholls St.	69 68				
						201	H Sam Houston St.	80 93				
						203	A Grambling	51 75				
						255	H Louisiana	59 70				
						267	H Southeastern La.	62 56				
						311	A La.-Monroe	60 69				
						318	A New Orleans	76 88				
						320	H Incarnate Word	66 68				
						335	H Houston Baptist	81 71				
						341	A Northwestern St.	63 82				
LAST 12 Division I GAMES:												
201	H Sam Houston St.	80 93	159	A Abilene Christian	52 109							
59	H Lamar University	62 64	341	A Northwestern St.	63 82							
335	H Houston Baptist	81 71	320	H Incarnate Word	66 68							
267	H Southeastern La.	62 56	154	H Louisiana Tech	48 89							
184	A Nicholls St.	69 68	53	A LSU	36 86							
318	A New Orleans	76 88	126	A UAB	48 91							

Non-Div I Games: LSU-Alexandria 60 68 Southern-N.O. 106 54 Louisiana Col. 86 68

McNeese

Loss, Non-Conf, S Site, H Home A Away N Neutral

Average RPI Win:	224	WON-LOST	WINNING	LAST 10	STRENGTH OF	OPP. STRENGTH	TEAM	ADJ.	CONF.	ADJ CONF.
Average RPI Loss:	150	RECORD	PCT. RANK	GAMES	SCHEDULE	OF SCHEDULE	RPI	RPI	RPI	RPI
DIV. I ONLY	9- 13	226	0- 1	164	205	225	225	9	9	
DIV. I NON-CONF.	5- 8	224	0- 0	244	294	282	282	9	9	
TOTALS	RPI 1-25	RPI 26-50	W-L RECORDS	RPI 51-100	RPI 101-150	RPI 150+				
9- 13	0- 1	0- 0	OVERALL	0- 3	1- 2	8- 7				
6- 7	0- 1	0- 0	HOME	0- 2	0- 1	6- 3				
2- 6	0- 0	0- 0	AWAY	0- 1	1- 1	1- 4				
1- 0	0- 0	0- 0	NEUTRAL	0- 0	0- 0	1- 0				
5- 8	0- 0	0- 0	NON-CONFERENCE	0- 2	0- 1	5- 5				
4- 4	0- 0	0- 0	HOME	0- 2	0- 0	4- 2				
0- 4	0- 0	0- 0	AWAY	0- 0	0- 1	0- 3				
1- 0	0- 0	0- 0	NEUTRAL	0- 0	0- 0	1- 0				
4- 5	0- 1	0- 0	CONFERENCE	0- 1	1- 1	3- 2				
2- 3	0- 1	0- 0	HOME	0- 0	0- 1	2- 1				
2- 2	0- 0	0- 0	AWAY	0- 1	1- 0	1- 1				
0- 0	0- 0	0- 0	NEUTRAL	0- 0	0- 0	0- 0				

RPI S	Opponent	Score	RPI S	Opponent	Score	RPI S	Opponent	Score	RPI S	Opponent	Score	Team's RPI: 225
14	H UCF	55 68				70	H Little Rock	60 63	126	A UAB	54 85	
						86	H Toledo	48 58	135	A South Fla.	47 40	
						88	A Cincinnati	56 80	136	H Tulane	61 62	
									152	N Mercer	59 53	
									154	H Louisiana Tech	50 66	
									157	A Tulsa	39 46	
									157	H Tulsa	59 56	
									166	A Arkansas St.	66 77	
									189	A Coastal Caro.	71 90	
									194	A George Washington	38 51	
									199	H Southeast Mo. St.	69 57	
									207	H East Carolina	58 46	
									256	A Wichita St.	71 50	
									256	H Wichita St.	48 57	
									262	H Samford	53 48	
									307	H Jackson St.	68 67	
									318	H New Orleans	59 66	
									343	H N.C. Central	77 56	
LAST 12 Division I GAMES:												
256	H Wichita St.	48 57	256	A Wichita St.	71 50							
157	H Tulsa	59 56	157	A Tulsa	39 46							
136	H Tulane	61 62	14	H UCF	55 68							
88	A Cincinnati	56 80	194	A George Washington	38 51							
135	A South Fla.	47 40	343	H N.C. Central	77 56							
207	H East Carolina	58 46	70	H Little Rock	60 63							

Non-Div I Games:

Memphis

■ Loss,
 ■ Non-Conf,
 ■ S Site,
 ■ H Home
 ■ A Away
 N Neutral

Mercer

Through Games Of Feb. 8, 2019

Average RPI Win: 240	WON-LOST	WINNING	LAST 10	STRENGTH OF	OPP. STRENGTH	TEAM	ADJ.	CONF.	ADJ CONF.
Average RPI Loss: 136	RECORD	PCT. RANK	GAMES	SCHEDULE	OF SCHEDULE	RPI	RPI	RPI	RPI
DIV. I ONLY	15- 7	82	1- 0	292	147	152	152	26	26
DIV. I NON-CONF.	8- 7	160	0- 0	234	106	188	188	24	24
TOTALS	RPI 1-25	RPI 26-50	W-L RECORDS	RPI 51-100	RPI 101-150	RPI 150+			
15- 7	0- 2	0- 0	OVERALL	0- 0	1- 2	14- 3			
7- 3	0- 2	0- 0	HOME	0- 0	1- 0	6- 1			
7- 3	0- 0	0- 0	AWAY	0- 0	0- 2	7- 1			
1- 1	0- 0	0- 0	NEUTRAL	0- 0	0- 0	1- 1			
8- 7	0- 2	0- 0	NON-CONFERENCE	0- 0	0- 2	8- 3			
4- 3	0- 2	0- 0	HOME	0- 0	0- 0	4- 1			
3- 3	0- 0	0- 0	AWAY	0- 0	0- 2	3- 1			
1- 1	0- 0	0- 0	NEUTRAL	0- 0	0- 0	1- 1			
7- 0	0- 0	0- 0	CONFERENCE	0- 0	1- 0	6- 0			
3- 0	0- 0	0- 0	HOME	0- 0	1- 0	2- 0			
4- 0	0- 0	0- 0	AWAY	0- 0	0- 0	4- 0			
0- 0	0- 0	0- 0	NEUTRAL	0- 0	0- 0	0- 0			

RPI 1-25				RPI 26-50				RPI 51-100				RPI 101+ Team's RPI: 152			
RPI	S	Opponent	Score	RPI	S	Opponent	Score	RPI	S	Opponent	Score	RPI	S	Opponent	Score
14	H	UCF	42 76									103	A	Georgia	60 67
18	H	Florida St.	56 57									107	A	Wake Forest	54 69
												130	H	Chattanooga	65 58
												167	H	Charlotte	57 40
												194	A	George Washington	61 53
												195	H	UNC Asheville	61 47
												205	H	Florida	92 82
												221	A	Howard	85 70
												225	N	Memphis	53 59
												226	A	Jacksonville	66 71
												233	A	Furman	75 60
												237	N	Bowling Green	76 63
												252	H	ETSU	64 41
												258	H	Columbia	68 72
												262	H	Samford	76 68
												279	A	Ga. Southern	79 72
												289	A	Wofford	81 79
												298	H	Kennesaw St.	64 48
												309	A	UNC Greensboro	71 58
												336	A	Western Caro.	69 67
LAST 12 Division I GAMES:															
233	A	Furman	75 60	262	H	Samford	76 68								
289	A	Wofford	81 79	258	H	Columbia	68 72								
252	H	ETSU	64 41	226	A	Jacksonville	66 71								
130	H	Chattanooga	65 58	195	H	UNC Asheville	61 47								
309	A	UNC Greensboro	71 58	194	A	George Washington	61 53								
336	A	Western Caro.	69 67	221	A	Howard	85 70								

Non-Div I Games:

Mercer

Loss, Non-Conf, S Site, H Home A Away N Neutral

Average RPI Win: 127		WON-LOST	WINNING	LAST 10	STRENGTH OF	OPP. STRENGTH	TEAM	ADJ.	CONF.	ADJ CONF.
Average RPI Loss: 28		RECORD	PCT. RANK	GAMES	SCHEDULE	OF SCHEDULE	RPI	RPI	RPI	RPI
DIV. I ONLY		20- 5	26	2- 1	54	5	21	21	1	1
DIV. I NON-CONF.		12- 3	52	2- 1	129	38	45	45	1	1
TOTALS		RPI 1-25	RPI 26-50		W-L RECORDS		RPI 51-100	RPI 101-150		RPI 150+
20- 5	3- 3	1- 2		OVERALL		4- 0	6- 0		6- 0	
14- 2	2- 1	1- 1		HOME		3- 0	4- 0		4- 0	
4- 3	1- 2	0- 1		AWAY		1- 0	1- 0		1- 0	
2- 0	0- 0	0- 0		NEUTRAL		0- 0	1- 0		1- 0	
12- 3	1- 2	0- 1		NON-CONFERENCE		1- 0	4- 0		6- 0	
9- 1	1- 1	0- 0		HOME		1- 0	3- 0		4- 0	
1- 2	0- 1	0- 1		AWAY		0- 0	0- 0		1- 0	
2- 0	0- 0	0- 0		NEUTRAL		0- 0	1- 0		1- 0	
8- 2	2- 1	1- 1		CONFERENCE		3- 0	2- 0		0- 0	
5- 1	1- 0	1- 1		HOME		2- 0	1- 0		0- 0	
3- 1	1- 1	0- 0		AWAY		1- 0	1- 0		0- 0	
0- 0	0- 0	0- 0		NEUTRAL		0- 0	0- 0		0- 0	

RPI 1-25				Team's RPI: 21				RPI 26-50				RPI 51-100				RPI 101+			
RPI	S	Opponent	Score	RPI	S	Opponent	Score	RPI	S	Opponent	Score	RPI	S	Opponent	Score	RPI	S	Opponent	Score
1	H	Notre Dame	72 65	28	H	North Carolina	76 68	61	H	Virginia Tech	68 61	104	H	Nebraska	82 68				
8	A	Syracuse	84 71	44	A	Purdue	63 74	63	A	Duke	58 50	105	H	Hartford	75 62				
9	H	Marquette	63 55	46	H	Clemson	67 76	69	H	SFA	81 60	107	A	Wake Forest	72 57				
11	A	Iowa St.	52 75					97	H	Virginia	72 59	108	H	Boston College	76 73				
18	A	Florida St.	58 62									128	N	Alabama	101 74				
23	H	Central Mich.	80 90									142	H	Colorado	73 58				
												175	N	Vanderbilt	90 65				
												178	H	Temple	73 61				
												181	H	UMES	71 53				
												316	A	FIU	94 43				
												318	H	New Orleans	78 38				
												349	H	Florida A&M	103 54				
LAST 12 Division I GAMES:																			
105	H	Hartford	75 62	108	H	Boston College	76 73												
9	H	Marquette	63 55	8	A	Syracuse	84 71												
11	A	Iowa St.	52 75	28	H	North Carolina	76 68												
1	H	Notre Dame	72 65	63	A	Duke	58 50												
97	H	Virginia	72 59	46	H	Clemson	67 76												
18	A	Florida St.	58 62	107	A	Wake Forest	72 57												

Non-Div I Games:

Miami (FL)

Average RPI Win:	191	WON-LOST	WINNING	LAST 10	STRENGTH OF	OPP. STRENGTH	TEAM	ADJ.	CONF.	ADJ CONF.
Average RPI Loss:	119	RECORD	PCT. RANK	GAMES	SCHEDULE	OF SCHEDULE	RPI	RPI	RPI	RPI
DIV. I ONLY	15- 4	30	1- 0	172	135	55	55	7	7	
DIV. I NON-CONF.	8- 2	52	0- 0	325	265	124	124	8	8	
TOTALS	RPI 1-25	RPI 26-50	W-L RECORDS	RPI 51-100	RPI 101-150	RPI 150+				
15- 4	1- 2	1- 0	OVERALL	3- 1	1- 0	9- 1				
7- 1	0- 1	0- 0	HOME	3- 0	1- 0	3- 0				
8- 3	1- 1	1- 0	AWAY	0- 1	0- 0	6- 1				
0- 0	0- 0	0- 0	NEUTRAL	0- 0	0- 0	0- 0				
8- 2	0- 1	0- 0	NON-CONFERENCE	1- 0	1- 0	6- 1				
3- 0	0- 0	0- 0	HOME	1- 0	1- 0	1- 0				
5- 2	0- 1	0- 0	AWAY	0- 0	0- 0	5- 1				
0- 0	0- 0	0- 0	NEUTRAL	0- 0	0- 0	0- 0				
7- 2	1- 1	1- 0	CONFERENCE	2- 1	0- 0	3- 0				
4- 1	0- 1	0- 0	HOME	2- 0	0- 0	2- 0				
3- 1	1- 0	1- 0	AWAY	0- 1	0- 0	1- 0				
0- 0	0- 0	0- 0	NEUTRAL	0- 0	0- 0	0- 0				

RPI 1-25				RPI 26-50				RPI 51-100				RPI 101+			
RPI	S	Opponent	Score	RPI	S	Opponent	Score	RPI	S	Opponent	Score	RPI	S	Opponent	Score
3	A	Louisville	73 95	36	A	Ohio	67 61	84	H	Kent St.	79 63	125	H	High Point	68 55
23	A	Central Mich.	70 67					86	H	Toledo	65 64	176	H	Ball St.	60 57
24	H	Buffalo	59 66					88	H	Cincinnati	78 65	183	H	Eastern Mich.	63 58
								98	A	Northern Ill.	71 82	229	A	Jacksonville St.	58 41
												281	A	Western Mich.	81 62
												285	A	Canisius	62 59
												292	A	Valparaiso	68 47
												317	H	Eastern Ky.	60 44
												330	A	Detroit Mercy	78 59
												333	A	UIC	65 56
												349	A	Florida A&M	56 57
LAST 12 Division I GAMES:															
183	H	Eastern Mich.	63 58	24	H	Buffalo	59 66	229	A	Jacksonville St.	58 41				
281	A	Western Mich.	81 62	86	H	Toledo	65 64	349	A	Florida A&M	56 57				
36	A	Ohio	67 61	98	A	Northern Ill.	71 82	292	A	Valparaiso	68 47				
84	H	Kent St.	79 63												
176	H	Ball St.	60 57												
23	A	Central Mich.	70 67												

Non-Div I Games: Ohio Dominican 74 29

Miami (OH)

■ Loss,
 ■ Non-Conf, S Site,
 ■ Home
 ■ Away
 N Neutral

Michigan

Through Games Of Feb. 8, 2019

Average RPI Win:	183	WON-LOST	WINNING	LAST 10	STRENGTH OF	OPP. STRENGTH	TEAM	ADJ.	CONF.	ADJ CONF.
Average RPI Loss:	32	RECORD	PCT. RANK	GAMES	SCHEDULE	OF SCHEDULE	RPI	RPI	RPI	RPI
DIV. I ONLY	15- 9	107	1- 1	69	57	60	60	4	4	
DIV. I NON-CONF.	9- 3	61	1- 1	237	130	87	87	6	6	
TOTALS	RPI 1-25	RPI 26-50	W-L RECORDS	RPI 51-100	RPI 101-150	RPI 150+				
15- 9	1- 5	1- 3	OVERALL	2- 0	3- 1	8- 0				
10- 1	1- 1	0- 0	HOME	2- 0	2- 0	5- 0				
3- 7	0- 4	0- 2	AWAY	0- 0	0- 1	3- 0				
2- 1	0- 0	1- 1	NEUTRAL	0- 0	1- 0	0- 0				
9- 3	0- 2	1- 1	NON-CONFERENCE	0- 0	1- 0	7- 0				
5- 0	0- 0	0- 0	HOME	0- 0	0- 0	5- 0				
2- 2	0- 2	0- 0	AWAY	0- 0	0- 0	2- 0				
2- 1	0- 0	1- 1	NEUTRAL	0- 0	1- 0	0- 0				
6- 6	1- 3	0- 2	CONFERENCE	2- 0	2- 1	1- 0				
5- 1	1- 1	0- 0	HOME	2- 0	2- 0	0- 0				
1- 5	0- 2	0- 2	AWAY	0- 0	0- 1	1- 0				
0- 0	0- 0	0- 0	NEUTRAL	0- 0	0- 0	0- 0				

RPI 1-25				RPI 26-50				RPI 51-100				RPI 101+			
RPI	S	Opponent	Score	RPI	S	Opponent	Score	RPI	S	Opponent	Score	RPI	S	Opponent	Score
9	A	Marquette	74 85	29	N	Missouri	70 54	80	H	Northwestern	79 78	104	A	Nebraska	56 70
10	A	NC State	55 66	31	N	Texas	52 69	99	H	Ohio St.	62 58	104	H	Nebraska	67 61
12	A	Iowa	61 75	38	A	Indiana	60 70					117	H	Minnesota	76 60
12	H	Iowa	90 81	44	A	Purdue	70 71					140	N	Washington	80 73
19	A	Maryland	69 83									173	H	Southern U.	76 35
25	H	Michigan St.	73 77									180	A	Wisconsin	76 70
												247	H	Mt. St. Mary's	88 40
												281	A	Western Mich.	79 42
												303	H	Morgan St.	70 47
												306	A	Oakland	85 59
												330	H	Detroit Mercy	95 62
												351	H	LIU Brooklyn	83 38
LAST 12 Division I GAMES:															
140	N	Washington	80 73	38	A	Indiana	60 70								
31	N	Texas	52 69	99	H	Ohio St.	62 58								
104	H	Nebraska	67 61	12	A	Iowa	61 75								
180	A	Wisconsin	76 70	19	A	Maryland	69 83								
12	H	Iowa	90 81	80	H	Northwestern	79 78								
25	H	Michigan St.	73 77	44	A	Purdue	70 71								

Non-Div I Games:

Michigan

■ Loss,
 ■ Non-Conf, S Site,
 ■ Home
 ■ Away
 N Neutral

Average RPI Win: 147		WON-LOST	WINNING	LAST 10	STRENGTH OF	OPP. STRENGTH	TEAM	ADJ.	CONF.	ADJ CONF.
Average RPI Loss: 42		RECORD	PCT. RANK	GAMES	SCHEDULE	OF SCHEDULE	RPI	RPI	RPI	RPI
DIV. I ONLY		16- 6	57	0- 1	44	30	25	25	4	4
DIV. I NON-CONF.		10- 1	17	0- 0	187	54	41	41	6	6
TOTALS		RPI 1-25	RPI 26-50		W-L RECORDS		RPI 51-100	RPI 101-150		RPI 150+
16- 6		3- 3	1- 1		OVERALL		3- 2	2- 0		7- 0
12- 0		3- 0	1- 0		HOME		2- 0	1- 0		5- 0
3- 5		0- 2	0- 1		AWAY		1- 2	1- 0		1- 0
1- 1		0- 1	0- 0		NEUTRAL		0- 0	0- 0		1- 0
10- 1		1- 1	0- 0		NON-CONFERENCE		2- 0	1- 0		6- 0
7- 0		1- 0	0- 0		HOME		2- 0	0- 0		4- 0
2- 0		0- 0	0- 0		AWAY		0- 0	1- 0		1- 0
1- 1		0- 1	0- 0		NEUTRAL		0- 0	0- 0		1- 0
6- 5		2- 2	1- 1		CONFERENCE		1- 2	1- 0		1- 0
5- 0		2- 0	1- 0		HOME		0- 0	1- 0		1- 0
1- 5		0- 2	0- 1		AWAY		1- 2	0- 0		0- 0
0- 0		0- 0	0- 0		NEUTRAL		0- 0	0- 0		0- 0

RPI	S	Opponent	Score	RPI	S	Opponent	Score	RPI	S	Opponent	Score	RPI	S	Opponent	Score
5	H	Oregon	88 82	38	A	Indiana	64 68	60	A	Michigan	77 73	105	A	Hartford	74 66
10	N	NC State	74 78	44	H	Purdue	74 66	78	H	Wright St.	84 68	117	H	Minnesota	86 68
12	A	Iowa	71 86					80	A	Northwestern	62 70	185	H	Illinois	77 60
12	H	Iowa	84 70					97	H	Virginia	91 66	237	H	Bowling Green	99 69
15	A	Rutgers	62 76					99	A	Ohio St.	55 65	239	H	Texas Southern	91 45
19	H	Maryland	77 60									252	H	ETSU	75 53
												294	H	Fla. Atlantic	89 74
												298	N	Kennesaw St.	75 51
												306	A	Oakland	102 58
LAST 12 Division I GAMES:															
12	A	Iowa	71 86	99	A	Ohio St.	55 65								
44	H	Purdue	74 66	117	H	Minnesota	86 68								
60	A	Michigan	77 73	38	A	Indiana	64 68								
185	H	Illinois	77 60	80	A	Northwestern	62 70								
15	A	Rutgers	62 76	12	H	Iowa	84 70								
19	H	Maryland	77 60	294	H	Fla. Atlantic	89 74								

Non-Div I Games:

Michigan St.

■ Loss,
 ■ Non-Conf, S Site,
 ■ Home
 ■ Away
 N Neutral

Average RPI Win:	204	WON-LOST	WINNING	LAST 10	STRENGTH OF	OPP. STRENGTH	TEAM	ADJ.	CONF.	ADJ CONF.
Average RPI Loss:	84	RECORD	PCT. RANK	GAMES	SCHEDULE	OF SCHEDULE	RPI	RPI	RPI	RPI
DIV. I ONLY	18- 5	33	0- 1	134	172	56	56	14	14	
DIV. I NON-CONF.	9- 4	85	0- 1	89	220	48	48	19	19	
TOTALS	RPI 1-25	RPI 26-50	W-L RECORDS	RPI 51-100	RPI 101-150	RPI 150+				
18- 5	0- 0	0- 2	OVERALL	1- 1	2- 2	15- 0				
8- 2	0- 0	0- 1	HOME	0- 1	1- 0	7- 0				
8- 3	0- 0	0- 1	AWAY	1- 0	0- 2	7- 0				
2- 0	0- 0	0- 0	NEUTRAL	0- 0	1- 0	1- 0				
9- 4	0- 0	0- 1	NON-CONFERENCE	1- 1	1- 2	7- 0				
4- 1	0- 0	0- 0	HOME	0- 1	0- 0	4- 0				
3- 3	0- 0	0- 1	AWAY	1- 0	0- 2	2- 0				
2- 0	0- 0	0- 0	NEUTRAL	0- 0	1- 0	1- 0				
9- 1	0- 0	0- 1	CONFERENCE	0- 0	1- 0	8- 0				
4- 1	0- 0	0- 1	HOME	0- 0	1- 0	3- 0				
5- 0	0- 0	0- 0	AWAY	0- 0	0- 0	5- 0				
0- 0	0- 0	0- 0	NEUTRAL	0- 0	0- 0	0- 0				

RPI 1-25				RPI 26-50				RPI 51-100				Team's RPI: 56		RPI 101+			
RPI	S	Opponent	Score	RPI	S	Opponent	Score	RPI	S	Opponent	Score		RPI	S	Opponent	Score	
				26	A	Kentucky	55 72	71	H	Belmont	38 45		126	H	UAB	60 44	
				34	H	Rice	47 60	92	A	Troy	67 64		130	N	Chattanooga	58 47	
													137	A	Fordham	49 61	
													150	A	Tennessee Tech	64 68	
													154	H	Louisiana Tech	75 38	
													156	H	Georgia St.	69 54	
													167	A	Charlotte	62 55	
													175	H	Vanderbilt	65 58	
													182	H	North Texas	61 46	
													186	H	Southern Miss.	66 49	
													195	H	UNC Asheville	67 46	
													208	N	Dartmouth	70 58	
													209	A	UNLV	66 62	
													233	A	Furman	78 71	
													269	A	UTEP	79 49	
													287	A	UTSA	72 52	
													294	A	Fla. Atlantic	74 55	
													301	H	Mississippi Val.	101 51	
													316	A	FIU	49 43	
LAST 12 Division I GAMES:																	
				137	A	Fordham	49 61	269	A	UTEP	79 49						
				209	A	UNLV	66 62	287	A	UTSA	72 52						
				167	A	Charlotte	62 55	154	H	Louisiana Tech	75 38						
				126	H	UAB	60 44	186	H	Southern Miss.	66 49						
				182	H	North Texas	61 46	294	A	Fla. Atlantic	74 55						
				34	H	Rice	47 60	316	A	FIU	49 43						

Non-Div I Games:

Middle Tenn.

■ Loss,
 ■ Non-Conf,
 ■ S Site,
 ■ Home
 ■ Away
 N Neutral

Milwaukee

Through Games Of Feb. 8, 2019

Average RPI Win:	268	WON-LOST	WINNING	LAST 10	STRENGTH OF	OPP. STRENGTH	TEAM	ADJ.	CONF.	ADJ CONF.
Average RPI Loss:	92	RECORD	PCT. RANK	GAMES	SCHEDULE	OF SCHEDULE	RPI	RPI	RPI	RPI
DIV. I ONLY	10- 12	193	0- 1	174	157	187	187	20	20	
DIV. I NON-CONF.	5- 6	177	0- 0	123	113	160	160	17	17	
TOTALS	RPI 1-25	RPI 26-50	W-L RECORDS	RPI 51-100	RPI 101-150	RPI 150+				
10- 12	0- 2	0- 2	OVERALL	0- 4	1- 2	9- 2				
5- 6	0- 2	0- 0	HOME	0- 2	1- 1	4- 1				
4- 6	0- 0	0- 2	AWAY	0- 2	0- 1	4- 1				
1- 0	0- 0	0- 0	NEUTRAL	0- 0	0- 0	1- 0				
5- 6	0- 2	0- 2	NON-CONFERENCE	0- 0	0- 1	5- 1				
2- 3	0- 2	0- 0	HOME	0- 0	0- 0	2- 1				
2- 3	0- 0	0- 2	AWAY	0- 0	0- 1	2- 0				
1- 0	0- 0	0- 0	NEUTRAL	0- 0	0- 0	1- 0				
5- 6	0- 0	0- 0	CONFERENCE	0- 4	1- 1	4- 1				
3- 3	0- 0	0- 0	HOME	0- 2	1- 1	2- 0				
2- 3	0- 0	0- 0	AWAY	0- 2	0- 0	2- 1				
0- 0	0- 0	0- 0	NEUTRAL	0- 0	0- 0	0- 0				

RPI 1-25				RPI 26-50				RPI 51-100				RPI 101+ Team's RPI: 187			
RPI	S	Opponent	Score	RPI	S	Opponent	Score	RPI	S	Opponent	Score	RPI	S	Opponent	Score
9	H	Marquette	74 83	38	A	Indiana	66 68	72	A	Green Bay	45 59	115	A	Fresno St.	48 65
18	H	Florida St.	62 87	47	A	Saint Mary's (CA)	71 73	72	H	Green Bay	62 76	124	H	IUPUI	66 67
								78	A	Wright St.	57 61	131	H	Youngstown St.	71 68
								78	H	Wright St.	69 73	168	N	UC Riverside	56 54
												180	H	Wisconsin	57 68
												230	A	North Dakota	64 46
												258	H	Columbia	78 65
												268	H	Cleveland St.	59 53
												277	A	Northern Ky.	54 55
												306	A	Oakland	79 52
												319	A	North Dakota St.	57 55
												330	A	Detroit Mercy	62 44
												333	H	UIC	72 53
												334	H	Purdue Fort Wayne	70 48
LAST 12 Division I GAMES:															
78	H	Wright St.	69 73	268	H	Cleveland St.	59 53								
72	A	Green Bay	45 59	131	H	Youngstown St.	71 68								
333	H	UIC	72 53	78	A	Wright St.	57 61								
124	H	IUPUI	66 67	277	A	Northern Ky.	54 55								
330	A	Detroit Mercy	62 44	72	H	Green Bay	62 76								
306	A	Oakland	79 52	18	H	Florida St.	62 87								

Non-Div I Games:

Milwaukee

■ Loss,
■ Non-Conf,
■ S Site,
■ H Home
■ A Away
N Neutral

Average RPI Win:	192	WON-LOST	WINNING	LAST 10	STRENGTH OF	OPP. STRENGTH	TEAM	ADJ.	CONF.	ADJ CONF.
Average RPI Loss:	76	RECORD	PCT. RANK	GAMES	SCHEDULE	OF SCHEDULE	RPI	RPI	RPI	RPI
DIV. I ONLY	16- 7	76	1- 0	202	64	117	117	4	4	
DIV. I NON-CONF.	11- 0	1	0- 0	343	167	89	89	6	6	
TOTALS	RPI 1-25	RPI 26-50	W-L RECORDS	RPI 51-100	RPI 101-150	RPI 150+				
16- 7	2- 2	1- 1	OVERALL	1- 2	1- 1	11- 1				
11- 4	2- 1	0- 1	HOME	0- 1	0- 0	9- 1				
5- 3	0- 1	1- 0	AWAY	1- 1	1- 1	2- 0				
0- 0	0- 0	0- 0	NEUTRAL	0- 0	0- 0	0- 0				
11- 0	1- 0	0- 0	NON-CONFERENCE	0- 0	1- 0	9- 0				
9- 0	1- 0	0- 0	HOME	0- 0	0- 0	8- 0				
2- 0	0- 0	0- 0	AWAY	0- 0	1- 0	1- 0				
0- 0	0- 0	0- 0	NEUTRAL	0- 0	0- 0	0- 0				
5- 7	1- 2	1- 1	CONFERENCE	1- 2	0- 1	2- 1				
2- 4	1- 1	0- 1	HOME	0- 1	0- 0	1- 1				
3- 3	0- 1	1- 0	AWAY	1- 1	0- 1	1- 0				
0- 0	0- 0	0- 0	NEUTRAL	0- 0	0- 0	0- 0				

RPI	S	Opponent	Score	RPI	S	Opponent	Score	RPI	S	Opponent	Score	RPI	S	Opponent	Score	Team's RPI: 117
8	H	Syracuse	72 68	38	A	Indiana	65 61	60	A	Michigan	60 76	104	A	Nebraska	57 63	
12	H	Iowa	63 81	44	H	Purdue	53 64	80	A	Northwestern	61 54	108	A	Boston College	77 69	
15	H	Rutgers	60 46					99	H	Ohio St.	55 65	169	A	Xavier	78 53	
25	A	Michigan St.	68 86									180	A	Wisconsin	78 50	
												180	H	Wisconsin	74 56	
												185	H	Illinois	62 66	
												216	H	Rhode Island	91 71	
												249	H	Air Force	67 50	
												253	H	San Diego	53 48	
												264	H	Cornell	65 45	
												315	H	Coppin St.	84 52	
												320	H	Incarinate Word	75 39	
												326	H	New Hampshire	70 47	
												346	H	Ark.-Pine Bluff	84 42	
LAST 12 Division I GAMES:																
38	A	Indiana	65 61	180	A	Wisconsin	78 50									
15	H	Rutgers	60 46	12	H	Iowa	63 81									
80	A	Northwestern	61 54	25	A	Michigan St.	68 86									
99	H	Ohio St.	55 65	185	H	Illinois	62 66									
44	H	Purdue	53 64	60	A	Michigan	60 76									
104	A	Nebraska	57 63	180	H	Wisconsin	74 56									

Non-Div I Games:

Minnesota

■ Loss,
■ Non-Conf, S Site,
■ Home
■ Away
N Neutral

Mississippi St.

Through Games Of Feb. 8, 2019

Average RPI Win:	132	WON-LOST	WINNING	LAST 10	STRENGTH OF	OPP. STRENGTH	TEAM	ADJ.	CONF.	ADJ CONF.
Average RPI Loss:	5	RECORD	PCT. RANK	GAMES	SCHEDULE	OF SCHEDULE	RPI	RPI	RPI	RPI
DIV. I ONLY	21- 1	2	1- 0	49	40	7	7	5	5	
DIV. I NON-CONF.	12- 1	11	0- 0	88	45	13	13	5	5	
TOTALS	RPI 1-25	RPI 26-50	W-L RECORDS	RPI 51-100	RPI 101-150	RPI 150+				
21- 1	2- 1	2- 0	OVERALL	6- 0	3- 0	8- 0				
11- 0	2- 0	1- 0	HOME	1- 0	1- 0	6- 0				
10- 1	0- 1	1- 0	AWAY	5- 0	2- 0	2- 0				
0- 0	0- 0	0- 0	NEUTRAL	0- 0	0- 0	0- 0				
12- 1	1- 1	1- 0	NON-CONFERENCE	3- 0	1- 0	6- 0				
7- 0	1- 0	0- 0	HOME	1- 0	0- 0	5- 0				
5- 1	0- 1	1- 0	AWAY	2- 0	1- 0	1- 0				
0- 0	0- 0	0- 0	NEUTRAL	0- 0	0- 0	0- 0				
9- 0	1- 0	1- 0	CONFERENCE	3- 0	2- 0	2- 0				
4- 0	1- 0	1- 0	HOME	0- 0	1- 0	1- 0				
5- 0	0- 0	0- 0	AWAY	3- 0	1- 0	1- 0				
0- 0	0- 0	0- 0	NEUTRAL	0- 0	0- 0	0- 0				

RPI 1-25				RPI 26-50				RPI 51-100				RPI 101+			
RPI	S	Opponent	Score	RPI	S	Opponent	Score	RPI	S	Opponent	Score	RPI	S	Opponent	Score
5	A	Oregon	74 82	26	H	Kentucky	86 71	53	A	LSU	68 35	103	H	Georgia	80 71
9	H	Marquette	87 82	31	A	Texas	67 49	59	H	Lamar University	104 53	128	A	Alabama	65 49
16	H	South Carolina	89 74					65	A	Auburn	85 59	140	A	Washington	103 56
								70	A	Little Rock	98 63	186	A	Southern Miss.	86 42
								73	A	Arkansas	93 69	196	H	Ole Miss	80 49
								97	A	Virginia	72 44	199	H	Southeast Mo. St.	88 53
												205	A	Florida	90 42
												233	H	Furman	106 41
												255	H	Louisiana	104 36
												307	H	Jackson St.	105 38
												315	H	Coppin St.	110 38
LAST 12 Division I GAMES:															
128	A	Alabama	65 49	103	H	Georgia	80 71								
53	A	LSU	68 35	26	H	Kentucky	86 71								
196	H	Ole Miss	80 49	73	A	Arkansas	93 69								
205	A	Florida	90 42	255	H	Louisiana	104 36								
16	H	South Carolina	89 74	140	A	Washington	103 56								
65	A	Auburn	85 59	5	A	Oregon	74 82								

Non-Div I Games:

Mississippi St.

■ Loss,
■ Non-Conf, S Site,
■ Home
■ Away
N Neutral

Average RPI Win:	265	WON-LOST	WINNING	LAST 10	STRENGTH OF	OPP. STRENGTH	TEAM	ADJ.	CONF.	ADJ CONF.
Average RPI Loss:	193	RECORD	PCT. RANK	GAMES	SCHEDULE	OF SCHEDULE	RPI	RPI	RPI	RPI
DIV. I ONLY	4- 16	315	1- 0	253	330	301	301	29	29	
DIV. I NON-CONF.	1- 10	330	0- 0	84	311	267	267	27	27	
TOTALS	RPI 1-25	RPI 26-50	W-L RECORDS	RPI 51-100	RPI 101-150	RPI 150+				
4- 16	0- 0	0- 1	OVERALL	0- 2	0- 2	4- 11				
1- 4	0- 0	0- 0	HOME	0- 0	0- 1	1- 3				
3- 11	0- 0	0- 1	AWAY	0- 1	0- 1	3- 8				
0- 1	0- 0	0- 0	NEUTRAL	0- 1	0- 0	0- 0				
1- 10	0- 0	0- 1	NON-CONFERENCE	0- 2	0- 2	1- 5				
0- 1	0- 0	0- 0	HOME	0- 0	0- 1	0- 0				
1- 8	0- 0	0- 1	AWAY	0- 1	0- 1	1- 5				
0- 1	0- 0	0- 0	NEUTRAL	0- 1	0- 0	0- 0				
3- 6	0- 0	0- 0	CONFERENCE	0- 0	0- 0	3- 6				
1- 3	0- 0	0- 0	HOME	0- 0	0- 0	1- 3				
2- 3	0- 0	0- 0	AWAY	0- 0	0- 0	2- 3				
0- 0	0- 0	0- 0	NEUTRAL	0- 0	0- 0	0- 0				

RPI S	Opponent	Score	RPI S	Opponent	Score	RPI S	Opponent	Score	RPI S	Opponent	Score	Team's RPI: 301
48	A TCU	47 96	56	A Middle Tenn.	51 101	127	A UT Martin	51 110	144	H North Ala.	72 86	
			92	N Troy	54 75	166	A Arkansas St.	57 60	173	A Southern U.	67 74	
						184	A Nicholls St.	47 72	186	A Southern Miss.	60 67	
						193	H Prairie View	65 75	203	A Grambling	54 52	
						211	A SMU	47 62	236	H Alabama St.	64 62	
						239	H Texas Southern	50 68	275	A Austin Peay	95 89	
						304	H Alabama A&M	60 80	307	A Jackson St.	56 87	
						311	A La.-Monroe	65 72	346	A Ark.-Pine Bluff	62 56	
						350	A Alcorn	63 73				
LAST 12 Division I GAMES:												
203	A Grambling	54 52	236	H Alabama St.	64 62							
307	A Jackson St.	56 87	304	H Alabama A&M	60 80							
239	H Texas Southern	50 68	346	A Ark.-Pine Bluff	62 56							
193	H Prairie View	65 75	127	A UT Martin	51 110							
173	A Southern U.	67 74	144	H North Ala.	72 86							
350	A Alcorn	63 73	166	A Arkansas St.	57 60							

Non-Div I Games:

Mississippi Val.

■ Loss,
 ■ Non-Conf,
 ■ S Site,
 ■ Home
 ■ A Away
 N Neutral

Missouri

Through Games Of Feb. 8, 2019

Average RPI Win:	128	WON-LOST	WINNING	LAST 10	STRENGTH OF	OPP. STRENGTH	TEAM	ADJ.	CONF.	ADJ CONF.
Average RPI Loss:	67	RECORD	PCT. RANK	GAMES	SCHEDULE	OF SCHEDULE	RPI	RPI	RPI	RPI
DIV. I ONLY	17- 7	66	1- 0	36	61	29	29	5	5	
DIV. I NON-CONF.	11- 3	56	1- 0	76	98	42	42	5	5	
TOTALS	RPI 1-25	RPI 26-50	W-L RECORDS	RPI 51-100	RPI 101-150	RPI 150+				
17- 7	1- 1	0- 2	OVERALL	7- 3	1- 0	8- 1				
10- 2	1- 0	0- 1	HOME	3- 1	1- 0	5- 0				
5- 4	0- 1	0- 1	AWAY	2- 1	0- 0	3- 1				
2- 1	0- 0	0- 0	NEUTRAL	2- 1	0- 0	0- 0				
11- 3	0- 0	0- 1	NON-CONFERENCE	4- 2	0- 0	7- 0				
5- 2	0- 0	0- 1	HOME	1- 1	0- 0	4- 0				
4- 0	0- 0	0- 0	AWAY	1- 0	0- 0	3- 0				
2- 1	0- 0	0- 0	NEUTRAL	2- 1	0- 0	0- 0				
6- 4	1- 1	0- 1	CONFERENCE	3- 1	1- 0	1- 1				
5- 0	1- 0	0- 0	HOME	2- 0	1- 0	1- 0				
1- 4	0- 1	0- 1	AWAY	1- 1	0- 0	0- 1				
0- 0	0- 0	0- 0	NEUTRAL	0- 0	0- 0	0- 0				

RPI 1-25				RPI 26-50				Team's RPI: 29	RPI 51-100				RPI 101+			
RPI	S	Opponent	Score	RPI	S	Opponent	Score		RPI	S	Opponent	Score	RPI	S	Opponent	Score
16	A	South Carolina	65 79	26	A	Kentucky	41 52		53	A	LSU	51 61	103	H	Georgia	61 35
20	H	Texas A&M	70 65	37	H	South Dakota	61 74		58	H	Missouri St.	65 61	166	H	Arkansas St.	70 50
									60	N	Michigan	54 70	174	H	Texas St.	69 50
									62	A	Tennessee	66 64	185	A	Illinois	67 45
									63	N	Duke	62 54	190	A	Saint Louis	74 62
									64	N	Quinnipiac	65 51	196	H	Ole Miss	78 55
									65	H	Auburn	74 65	205	A	Florida	56 58
									66	A	West Virginia	68 51	220	H	UMKC	66 59
									72	H	Green Bay	49 56	223	A	Western Ill.	89 64
									73	H	Arkansas	71 53	241	H	SIUE	59 36
LAST 12 Division I GAMES:																
63	N	Duke	62 54	16	A	South Carolina	65 79		103	H	Georgia	61 35				
64	N	Quinnipiac	65 51	205	A	Florida	56 58		73	H	Arkansas	71 53				
20	H	Texas A&M	70 65	62	A	Tennessee	66 64		196	H	Ole Miss	78 55				
53	A	LSU	51 61													
65	H	Auburn	74 65													
26	A	Kentucky	41 52													

Non-Div I Games:

Missouri

■ Loss,
 ■ Non-Conf, S Site,
 ■ Home
 ■ Away
 N Neutral

Average RPI Win:	175	WON-LOST	WINNING	LAST 10	STRENGTH OF	OPP. STRENGTH	TEAM	ADJ.	CONF.	ADJ CONF.
Average RPI Loss:	105	RECORD	PCT. RANK	GAMES	SCHEDULE	OF SCHEDULE	RPI	RPI	RPI	RPI
DIV. I ONLY	14- 7	87	1- 0	77	114	58	58	13	13	
DIV. I NON-CONF.	4- 7	228	0- 0	58	57	159	159	14	14	
TOTALS	RPI 1-25	RPI 26-50	W-L RECORDS	RPI 51-100	RPI 101-150	RPI 150+				
14- 7	1- 1	0- 3	OVERALL	2- 0	1- 0	10- 3				
7- 2	0- 1	0- 1	HOME	1- 0	0- 0	6- 0				
5- 5	1- 0	0- 2	AWAY	1- 0	1- 0	2- 3				
2- 0	0- 0	0- 0	NEUTRAL	0- 0	0- 0	2- 0				
4- 7	0- 1	0- 3	NON-CONFERENCE	1- 0	0- 0	3- 3				
2- 2	0- 1	0- 1	HOME	1- 0	0- 0	1- 0				
0- 5	0- 0	0- 2	AWAY	0- 0	0- 0	0- 3				
2- 0	0- 0	0- 0	NEUTRAL	0- 0	0- 0	2- 0				
10- 0	1- 0	0- 0	CONFERENCE	1- 0	1- 0	7- 0				
5- 0	0- 0	0- 0	HOME	0- 0	0- 0	5- 0				
5- 0	1- 0	0- 0	AWAY	1- 0	1- 0	2- 0				
0- 0	0- 0	0- 0	NEUTRAL	0- 0	0- 0	0- 0				

RPI 1-25				RPI 26-50				RPI 51-100				Team's RPI: 58	RPI 101+			
RPI	S	Opponent	Score	RPI	S	Opponent	Score	RPI	S	Opponent	Score		RPI	S	Opponent	Score
13	H	Gonzaga	67 70	29	A	Missouri	61 65	70	H	Little Rock	48 44		145	A	Bradley	68 56
22	A	Drake	85 79	37	H	South Dakota	74 85	82	A	UNI	63 58		154	N	Louisiana Tech	82 70
				38	A	Indiana	74 98						162	A	Southern Ill.	70 58
													162	H	Southern Ill.	66 51
													171	H	Indiana St.	71 58
													176	H	Ball St.	74 54
													177	A	Santa Clara	73 77
													182	A	North Texas	76 83
													191	A	Illinois St.	59 47
													241	N	SIUE	68 65
													246	H	Loyola Chicago	84 49
													256	A	Wichita St.	60 63
													292	H	Valparaiso	108 63
													338	H	Evansville	88 66
LAST 12 Division I GAMES:																
162	A	Southern Ill.	70 58	145	A	Bradley	68 56									
82	A	UNI	63 58	162	H	Southern Ill.	66 51									
22	A	Drake	85 79	338	H	Evansville	88 66									
292	H	Valparaiso	108 63	171	H	Indiana St.	71 58									
246	H	Loyola Chicago	84 49	70	H	Little Rock	48 44									
191	A	Illinois St.	59 47	241	N	SIUE	68 65									

Non-Div I Games:

Missouri St.

■ Loss,
■ Non-Conf, S Site,
■ Home
■ Away
N Neutral

Average RPI Win: 255	WON-LOST	WINNING	LAST 10	STRENGTH OF	OPP. STRENGTH	TEAM	ADJ.	CONF.	ADJ CONF.
Average RPI Loss: 161	RECORD	PCT. RANK	GAMES	SCHEDULE	OF SCHEDULE	RPI	RPI	RPI	RPI
DIV. I ONLY	8- 13	242	0- 1	206	259	235	235	27	27
DIV. I NON-CONF.	4- 7	228	0- 0	210	222	238	238	28	28
TOTALS	RPI 1-25	RPI 26-50	W-L RECORDS	RPI 51-100	RPI 101-150	RPI 150+			
8- 13	0- 0	0- 1	OVERALL	0- 4	0- 2	8- 6			
4- 6	0- 0	0- 1	HOME	0- 2	0- 0	4- 3			
4- 7	0- 0	0- 0	AWAY	0- 2	0- 2	4- 3			
0- 0	0- 0	0- 0	NEUTRAL	0- 0	0- 0	0- 0			
4- 7	0- 0	0- 1	NON-CONFERENCE	0- 2	0- 1	4- 3			
2- 3	0- 0	0- 1	HOME	0- 1	0- 0	2- 1			
2- 4	0- 0	0- 0	AWAY	0- 1	0- 1	2- 2			
0- 0	0- 0	0- 0	NEUTRAL	0- 0	0- 0	0- 0			
4- 6	0- 0	0- 0	CONFERENCE	0- 2	0- 1	4- 3			
2- 3	0- 0	0- 0	HOME	0- 1	0- 0	2- 2			
2- 3	0- 0	0- 0	AWAY	0- 1	0- 1	2- 1			
0- 0	0- 0	0- 0	NEUTRAL	0- 0	0- 0	0- 0			

RPI 1-25			RPI 26-50			RPI 51-100			RPI 101+			Team's RPI: 235			
RPI	S	Opponent	Score	RPI	S	Opponent	Score	RPI	S	Opponent	Score	RPI	S	Opponent	Score
49	H	Bucknell	32 70	61	A	Virginia Tech	49 82	139	A	Lehigh	48 63				
				64	A	Quinnipiac	38 67	147	A	Marist	45 69				
				64	H	Quinnipiac	46 58	188	A	Rider	50 65				
				91	H	Princeton	47 79	188	H	Rider	43 55				
								194	A	George Washington	55 51				
								207	A	East Carolina	67 73				
								214	H	Navy	68 67				
								222	H	Niagara	76 54				
								238	A	Sacred Heart	55 50				
								240	H	Albany (NY)	64 56				
								272	H	Siena	68 77				
								285	H	Canisius	67 61				
								300	H	Loyola Maryland	67 75				
								312	A	Fairfield	73 63				
								325	A	Lafayette	69 73				
								332	A	Iona	55 38				
LAST 12 Division I GAMES:															
188	A	Rider	50 65	147	A	Marist	45 69								
312	A	Fairfield	73 63	64	A	Quinnipiac	38 67								
64	H	Quinnipiac	46 58	188	H	Rider	43 55								
222	H	Niagara	76 54	332	A	Iona	55 38								
285	H	Canisius	67 61	300	H	Loyola Maryland	67 75								
272	H	Siena	68 77	214	H	Navy	68 67								

Non-Div I Games:

Monmouth

Average RPI Win:	208	WON-LOST	WINNING	LAST 10	STRENGTH OF	OPP. STRENGTH	TEAM	ADJ.	CONF.	ADJ CONF.
Average RPI Loss:	105	RECORD	PCT. RANK	GAMES	SCHEDULE	OF SCHEDULE	RPI	RPI	RPI	RPI
DIV. I ONLY	9- 10	185	1- 0	105	148	146	146	16	16	
DIV. I NON-CONF.	4- 4	162	1- 0	32	117	74	74	12	12	
TOTALS	RPI 1-25	RPI 26-50	W-L RECORDS	RPI 51-100	RPI 101-150	RPI 150+				
9- 10	0- 1	0- 1	OVERALL	3- 2	0- 4	6- 2				
5- 3	0- 0	0- 1	HOME	3- 0	0- 1	2- 1				
3- 7	0- 1	0- 0	AWAY	0- 2	0- 3	3- 1				
1- 0	0- 0	0- 0	NEUTRAL	0- 0	0- 0	1- 0				
4- 4	0- 1	0- 1	NON-CONFERENCE	2- 1	0- 1	2- 0				
2- 1	0- 0	0- 1	HOME	2- 0	0- 0	0- 0				
1- 3	0- 1	0- 0	AWAY	0- 1	0- 1	1- 0				
1- 0	0- 0	0- 0	NEUTRAL	0- 0	0- 0	1- 0				
5- 6	0- 0	0- 0	CONFERENCE	1- 1	0- 3	4- 2				
3- 2	0- 0	0- 0	HOME	1- 0	0- 1	2- 1				
2- 4	0- 0	0- 0	AWAY	0- 1	0- 2	2- 1				
0- 0	0- 0	0- 0	NEUTRAL	0- 0	0- 0	0- 0				

RPI 1-25				RPI 26-50				RPI 51-100				RPI 101+ Team's RPI: 146			
RPI	S	Opponent	Score	RPI	S	Opponent	Score	RPI	S	Opponent	Score	RPI	S	Opponent	Score
13	A	Gonzaga	52 76	37	H	South Dakota	41 64	68	A	Arizona	51 100	101	A	Idaho St.	34 50
								81	H	UC Davis	62 56	106	H	Northern Colo.	62 73
								93	A	Idaho	68 76	138	A	Montana St.	52 74
								93	H	Idaho	82 79	140	A	Washington	54 69
								98	H	Northern Ill.	86 70	153	A	Portland St.	60 78
												200	H	Eastern Wash.	62 68
												210	N	Saint Francis (PA)	79 77
												232	A	Sacramento St.	88 86
												243	H	Northern Ariz.	78 62
												274	H	Southern Utah	79 57
												305	A	Weber St.	72 60
												340	A	Grand Canyon	69 47
LAST 12 Division I GAMES:															
210	N	Saint Francis (PA)	79 77	93	H	Idaho	82 79	106	H	Northern Colo.	62 73				
81	H	UC Davis	62 56	200	H	Eastern Wash.	62 68	153	A	Portland St.	60 78				
93	A	Idaho	68 76	232	A	Sacramento St.	88 86	274	H	Southern Utah	79 57				
138	A	Montana St.	52 74												
305	A	Weber St.	72 60												
101	A	Idaho St.	34 50												

Non-Div I Games: Providence (MT) 90 45

Montana

Average RPI Win:	219	WON-LOST	WINNING	LAST 10	STRENGTH OF	OPP. STRENGTH	TEAM	ADJ.	CONF.	ADJ CONF.
Average RPI Loss:	86	RECORD	PCT. RANK	GAMES	SCHEDULE	OF SCHEDULE	RPI	RPI	RPI	RPI
DIV. I ONLY	11- 10	151	1- 0	136	118	138	138	16	16	
DIV. I NON-CONF.	4- 5	190	1- 0	42	52	98	98	12	12	
TOTALS	RPI 1-25	RPI 26-50	W-L RECORDS	RPI 51-100	RPI 101-150	RPI 150+				
11- 10	0- 1	0- 2	OVERALL	0- 3	2- 2	9- 2				
5- 4	0- 0	0- 1	HOME	0- 1	1- 1	4- 1				
5- 6	0- 1	0- 1	AWAY	0- 2	1- 1	4- 1				
1- 0	0- 0	0- 0	NEUTRAL	0- 0	0- 0	1- 0				
4- 5	0- 1	0- 2	NON-CONFERENCE	0- 2	0- 0	4- 0				
2- 1	0- 0	0- 1	HOME	0- 0	0- 0	2- 0				
1- 4	0- 1	0- 1	AWAY	0- 2	0- 0	1- 0				
1- 0	0- 0	0- 0	NEUTRAL	0- 0	0- 0	1- 0				
7- 5	0- 0	0- 0	CONFERENCE	0- 1	2- 2	5- 2				
3- 3	0- 0	0- 0	HOME	0- 1	1- 1	2- 1				
4- 2	0- 0	0- 0	AWAY	0- 0	1- 1	3- 1				
0- 0	0- 0	0- 0	NEUTRAL	0- 0	0- 0	0- 0				

RPI 1-25				RPI 26-50				RPI 51-100				RPI 101+				Team's RPI: 138
RPI	S	Opponent	Score	RPI	S	Opponent	Score	RPI	S	Opponent	Score	RPI	S	Opponent	Score	
9	A	Marquette	52 100	27	H	South Dakota St.	67 88	51	A	Wyoming	58 66	101	A	Idaho St.	43 61	
				48	A	TCU	49 71	69	A	SFA	53 60	106	A	Northern Colo.	79 66	
								93	H	Idaho	66 82	106	H	Northern Colo.	73 84	
												146	H	Montana	74 52	
												153	A	Portland St.	53 55	
												155	N	Delaware	69 60	
												174	A	Texas St.	67 59	
												200	A	Eastern Wash.	61 47	
												200	H	Eastern Wash.	87 89	
												232	A	Sacramento St.	69 53	
												243	H	Northern Ariz.	80 70	
												261	H	Long Beach St.	85 62	
												274	H	Southern Utah	69 64	
												305	A	Weber St.	66 59	
												308	H	Omaha	59 56	
LAST 12 Division I GAMES:																
174	A	Texas St.	67 59	200	H	Eastern Wash.	87 89									
200	A	Eastern Wash.	61 47	106	A	Northern Colo.	79 66									
106	H	Northern Colo.	73 84	93	H	Idaho	66 82									
146	H	Montana	74 52	232	A	Sacramento St.	69 53									
101	A	Idaho St.	43 61	153	A	Portland St.	53 55									
305	A	Weber St.	66 59	243	H	Northern Ariz.	80 70									

Non-Div I Games: Carroll (MT) 64 48

Montana St.

Average RPI Win:	250	WON-LOST	WINNING	LAST 10	STRENGTH OF	OPP. STRENGTH	TEAM	ADJ.	CONF.	ADJ CONF.
Average RPI Loss:	141	RECORD	PCT. RANK	GAMES	SCHEDULE	OF SCHEDULE	RPI	RPI	RPI	RPI
DIV. I ONLY	16- 6	57	1- 0	257	285	122	122	22	22	
DIV. I NON-CONF.	7- 4	109	0- 0	268	283	156	156	21	21	
TOTALS	RPI 1-25	RPI 26-50	W-L RECORDS	RPI 51-100	RPI 101-150	RPI 150+				
16- 6	0- 1	0- 1	OVERALL	0- 1	3- 0	13- 3				
9- 1	0- 0	0- 0	HOME	0- 0	2- 0	7- 1				
7- 5	0- 1	0- 1	AWAY	0- 1	1- 0	6- 2				
0- 0	0- 0	0- 0	NEUTRAL	0- 0	0- 0	0- 0				
7- 4	0- 1	0- 1	NON-CONFERENCE	0- 0	1- 0	6- 2				
4- 1	0- 0	0- 0	HOME	0- 0	0- 0	4- 1				
3- 3	0- 1	0- 1	AWAY	0- 0	1- 0	2- 1				
0- 0	0- 0	0- 0	NEUTRAL	0- 0	0- 0	0- 0				
9- 2	0- 0	0- 0	CONFERENCE	0- 1	2- 0	7- 1				
5- 0	0- 0	0- 0	HOME	0- 0	2- 0	3- 0				
4- 2	0- 0	0- 0	AWAY	0- 1	0- 0	4- 1				
0- 0	0- 0	0- 0	NEUTRAL	0- 0	0- 0	0- 0				

RPI 1-25				RPI 26-50				RPI 51-100				RPI 101+ Team's RPI: 122			
RPI	S	Opponent	Score	RPI	S	Opponent	Score	RPI	S	Opponent	Score	RPI	S	Opponent	Score
2	A	Baylor	58 96	26	A	Kentucky	57 87	71	A	Belmont	50 77	114	A	Radford	79 72
												127	H	UT Martin	85 75
												150	H	Tennessee Tech	77 56
												199	H	Southeast Mo. St.	82 54
												210	A	Saint Francis (PA)	83 89
												229	H	Jacksonville St.	66 55
												231	A	N.C. A&T	72 67
												241	A	SIUE	73 67
												257	A	Gardner-Webb	84 69
												259	H	St. Francis Brooklyn	94 101
												275	A	Austin Peay	80 81
												286	A	Eastern Ill.	67 57
												288	A	Murray St.	83 61
												290	A	Tennessee St.	85 62
												290	H	Tennessee St.	71 55
												292	H	Valparaiso	68 62
												328	H	Lipscomb	79 44
												338	H	Evansville	85 63
												347	H	Chicago St.	104 68
LAST 12 Division I GAMES:															
290	H	Tennessee St.	71 55	199	H	Southeast Mo. St.	82 54								
286	A	Eastern Ill.	67 57	290	A	Tennessee St.	85 62								
241	A	SIUE	73 67	71	A	Belmont	50 77								
229	H	Jacksonville St.	66 55	275	A	Austin Peay	80 81								
150	H	Tennessee Tech	77 56	288	A	Murray St.	83 61								
127	H	UT Martin	85 75	328	H	Lipscomb	79 44								

Non-Div I Games: Alice Lloyd 121 56 Ky. Christian 119 28

Morehead St.

Loss, Non-Conf, S Site, H Home A Away N Neutral

Average RPI Win:	328	WON-LOST	WINNING	LAST 10	STRENGTH OF	OPP. STRENGTH	TEAM	ADJ.	CONF.	ADJ CONF.
Average RPI Loss:	172	RECORD	PCT. RANK	GAMES	SCHEDULE	OF SCHEDULE	RPI	RPI	RPI	RPI
DIV. I ONLY	6- 15	282	0- 1	266	335	303	303	32	32	
DIV. I NON-CONF.	1- 11	335	0- 1	142	228	315	315	32	32	
TOTALS	RPI 1-25	RPI 26-50	W-L RECORDS	RPI 51-100	RPI 101-150	RPI 150+				
6- 15	0- 1	0- 0	OVERALL	0- 3	0- 3	6- 8				
4- 4	0- 0	0- 0	HOME	0- 0	0- 0	4- 4				
2- 8	0- 0	0- 0	AWAY	0- 3	0- 2	2- 3				
0- 3	0- 1	0- 0	NEUTRAL	0- 0	0- 1	0- 1				
1- 11	0- 1	0- 0	NON-CONFERENCE	0- 3	0- 3	1- 4				
1- 2	0- 0	0- 0	HOME	0- 0	0- 0	1- 2				
0- 6	0- 0	0- 0	AWAY	0- 3	0- 2	0- 1				
0- 3	0- 1	0- 0	NEUTRAL	0- 0	0- 1	0- 1				
5- 4	0- 0	0- 0	CONFERENCE	0- 0	0- 0	5- 4				
3- 2	0- 0	0- 0	HOME	0- 0	0- 0	3- 2				
2- 2	0- 0	0- 0	AWAY	0- 0	0- 0	2- 2				
0- 0	0- 0	0- 0	NEUTRAL	0- 0	0- 0	0- 0				

RPI 1-25				RPI 26-50				RPI 51-100				RPI 101+ Team's RPI: 303			
RPI	S	Opponent	Score	RPI	S	Opponent	Score	RPI	S	Opponent	Score	RPI	S	Opponent	Score
19	N	Maryland	44 68					60	A	Michigan	47 70	103	N	Georgia	33 60
								66	A	West Virginia	37 72	105	A	Hartford	59 80
								69	A	SFA	42 69	121	A	Western Ky.	43 90
												181	H	UMES	68 73
												221	A	Howard	56 79
												222	N	Niagara	57 67
												231	A	N.C. A&T	29 62
												265	H	Bethune-Cookman	69 73
												291	H	South Carolina St.	62 51
												296	H	Central Conn. St.	36 60
												299	H	UMBC	68 73
												315	A	Coppin St.	74 57
												316	A	FIU	50 59
												324	H	UMass Lowell	61 49
												343	A	N.C. Central	65 62
												348	H	Savannah St.	63 47
												349	H	Florida A&M	75 71
LAST 12 Division I GAMES:															
222	N	Niagara	57 67	221	A	Howard	56 79								
315	A	Coppin St.	74 57	291	H	South Carolina St.	62 51								
349	H	Florida A&M	75 71	348	H	Savannah St.	63 47								
265	H	Bethune-Cookman	69 73	181	H	UMES	68 73								
343	A	N.C. Central	65 62	324	H	UMass Lowell	61 49								
231	A	N.C. A&T	29 62	299	H	UMBC	68 73								

Non-Div I Games: Washington Adventis60 43 Lincoln (PA) 46 51

Morgan St.

Mt. St. Mary's

Through Games Of Feb. 8, 2019

Average RPI Win:	259	WON-LOST	WINNING	LAST 10	STRENGTH OF	OPP. STRENGTH	TEAM	ADJ.	CONF.	ADJ CONF.
Average RPI Loss:	191	RECORD	PCT. RANK	GAMES	SCHEDULE	OF SCHEDULE	RPI	RPI	RPI	RPI
DIV. I ONLY	9- 10	185	0- 1	302	324	247	247	31	31	
DIV. I NON-CONF.	5- 5	162	0- 0	159	255	144	144	31	31	
TOTALS	RPI 1-25	RPI 26-50	W-L RECORDS	RPI 51-100	RPI 101-150	RPI 150+				
9- 10	0- 0	0- 0	OVERALL	0- 2	2- 0	7- 8				
5- 3	0- 0	0- 0	HOME	0- 0	2- 0	3- 3				
4- 7	0- 0	0- 0	AWAY	0- 2	0- 0	4- 5				
0- 0	0- 0	0- 0	NEUTRAL	0- 0	0- 0	0- 0				
5- 5	0- 0	0- 0	NON-CONFERENCE	0- 2	2- 0	3- 3				
2- 1	0- 0	0- 0	HOME	0- 0	2- 0	0- 1				
3- 4	0- 0	0- 0	AWAY	0- 2	0- 0	3- 2				
0- 0	0- 0	0- 0	NEUTRAL	0- 0	0- 0	0- 0				
4- 5	0- 0	0- 0	CONFERENCE	0- 0	0- 0	4- 5				
3- 2	0- 0	0- 0	HOME	0- 0	0- 0	3- 2				
1- 3	0- 0	0- 0	AWAY	0- 0	0- 0	1- 3				
0- 0	0- 0	0- 0	NEUTRAL	0- 0	0- 0	0- 0				

RPI 1-25			RPI 26-50			RPI 51-100			RPI 101+ Team's RPI: 247		
RPI	S	Opponent	Score	RPI	S	Opponent	Score	RPI	S	Opponent	Score
								112	H	Towson	87 78
								114	H	Radford	89 77
								158	A	Duquesne	64 73
								181	H	UMES	73 86
								188	A	Rider	67 85
								210	A	Saint Francis (PA)	66 68
								210	H	Saint Francis (PA)	72 83
								215	A	Robert Morris	58 70
								257	A	Gardner-Webb	69 62
								259	H	St. Francis Brooklyn	78 75
								296	H	Central Conn. St.	84 53
								299	A	UMBC	65 52
								300	A	Loyola Maryland	77 67
								302	H	Bryant	68 73
								327	A	Wagner	76 92
								344	A	Fairleigh Dickinson	63 47
								351	H	LIU Brooklyn	61 45
LAST 12 Division I GAMES:											
210	H	Saint Francis (PA)	72 83	302	H	Bryant	68 73				
259	H	St. Francis Brooklyn	78 75	210	A	Saint Francis (PA)	66 68				
351	H	LIU Brooklyn	61 45	215	A	Robert Morris	58 70				
344	A	Fairleigh Dickinson	63 47	114	H	Radford	89 77				
327	A	Wagner	76 92	181	H	UMES	73 86				
296	H	Central Conn. St.	84 53	61	A	Virginia Tech	51 83				

Non-Div I Games: Washington Col. 74 50

Mt. St. Mary's

■ Loss,
 ■ Non-Conf,
 ■ S Site,
 ■ H Home
 ■ A Away
 N Neutral

Average RPI Win:	283	WON-LOST	WINNING	LAST 10	STRENGTH OF	OPP. STRENGTH	TEAM	ADJ.	CONF.	ADJ CONF.
Average RPI Loss:	160	RECORD	PCT. RANK	GAMES	SCHEDULE	OF SCHEDULE	RPI	RPI	RPI	RPI
DIV. I ONLY	6- 14	275	1- 0	260	211	288	288	22	22	
DIV. I NON-CONF.	2- 7	288	0- 0	264	136	314	314	21	21	
TOTALS	RPI 1-25	RPI 26-50	W-L RECORDS	RPI 51-100	RPI 101-150	RPI 150+				
6- 14	0- 0	0- 2	OVERALL	0- 2	0- 3	6- 7				
4- 5	0- 0	0- 0	HOME	0- 1	0- 1	4- 3				
2- 9	0- 0	0- 2	AWAY	0- 1	0- 2	2- 4				
0- 0	0- 0	0- 0	NEUTRAL	0- 0	0- 0	0- 0				
2- 7	0- 0	0- 2	NON-CONFERENCE	0- 1	0- 0	2- 4				
2- 2	0- 0	0- 0	HOME	0- 0	0- 0	2- 2				
0- 5	0- 0	0- 2	AWAY	0- 1	0- 0	0- 2				
0- 0	0- 0	0- 0	NEUTRAL	0- 0	0- 0	0- 0				
4- 7	0- 0	0- 0	CONFERENCE	0- 1	0- 3	4- 3				
2- 3	0- 0	0- 0	HOME	0- 1	0- 1	2- 1				
2- 4	0- 0	0- 0	AWAY	0- 0	0- 2	2- 2				
0- 0	0- 0	0- 0	NEUTRAL	0- 0	0- 0	0- 0				

RPI 1-25				RPI 26-50				RPI 51-100				RPI 101+				Team's RPI: 288
RPI	S	Opponent	Score	RPI	S	Opponent	Score	RPI	S	Opponent	Score	RPI	S	Opponent	Score	
				26	A	Kentucky	49 88	62	A	Tennessee	77 98	122	H	Morehead St.	61 83	
				45	A	Butler	65 86	71	H	Belmont	58 65	127	A	UT Martin	67 75	
												150	A	Tennessee Tech	65 74	
												162	H	Southern Ill.	59 65	
												166	A	Arkansas St.	63 74	
												185	A	Illinois	52 84	
												199	A	Southeast Mo. St.	64 59	
												229	A	Jacksonville St.	64 59	
												241	A	SIUE	54 71	
												286	A	Eastern Ill.	67 75	
												286	H	Eastern Ill.	60 51	
												290	H	Tennessee St.	61 65	
												304	H	Alabama A&M	53 59	
												317	H	Eastern Ky.	81 63	
												328	H	Lipscomb	97 61	
												338	H	Evansville	81 53	
LAST 12 Division I GAMES:																
				286	H	Eastern Ill.	60 51	286	A	Eastern Ill.	67 75					
				150	A	Tennessee Tech	65 74	199	A	Southeast Mo. St.	64 59					
				229	A	Jacksonville St.	64 59	127	A	UT Martin	67 75					
				290	H	Tennessee St.	61 65	317	H	Eastern Ky.	81 63					
				71	H	Belmont	58 65	122	H	Morehead St.	61 83					
				241	A	SIUE	54 71	62	A	Tennessee	77 98					

Non-Div I Games: Oakland City 113 55 Bethel (TN) 86 50

Murray St.

Loss, Non-Conf, S Site, H Home A Away N Neutral

Average RPI Win:	302	WON-LOST	WINNING	LAST 10	STRENGTH OF	OPP. STRENGTH	TEAM	ADJ.	CONF.	ADJ CONF.
Average RPI Loss:	143	RECORD	PCT. RANK	GAMES	SCHEDULE	OF SCHEDULE	RPI	RPI	RPI	RPI
DIV. I ONLY	10- 9	147	0- 1	337	276	231	231	32	32	
DIV. I NON-CONF.	2- 9	297	0- 1	272	131	303	303	32	32	
TOTALS	RPI 1-25	RPI 26-50	W-L RECORDS	RPI 51-100	RPI 101-150	RPI 150+				
10- 9	0- 0	0- 0	OVERALL	0- 3	0- 3	10- 3				
2- 3	0- 0	0- 0	HOME	0- 0	0- 3	2- 0				
8- 4	0- 0	0- 0	AWAY	0- 1	0- 0	8- 3				
0- 2	0- 0	0- 0	NEUTRAL	0- 2	0- 0	0- 0				
2- 9	0- 0	0- 0	NON-CONFERENCE	0- 3	0- 3	2- 3				
0- 3	0- 0	0- 0	HOME	0- 0	0- 3	0- 0				
2- 4	0- 0	0- 0	AWAY	0- 1	0- 0	2- 3				
0- 2	0- 0	0- 0	NEUTRAL	0- 2	0- 0	0- 0				
8- 0	0- 0	0- 0	CONFERENCE	0- 0	0- 0	8- 0				
2- 0	0- 0	0- 0	HOME	0- 0	0- 0	2- 0				
6- 0	0- 0	0- 0	AWAY	0- 0	0- 0	6- 0				
0- 0	0- 0	0- 0	NEUTRAL	0- 0	0- 0	0- 0				

RPI S	Opponent	Score	RPI S	Opponent	Score	RPI S	Opponent	Score	RPI S	Opponent	Score	Team's RPI: 231
						75 N	Maine	52 58	113 H	VCU	48 54	
						76 N	Yale	49 59	122 H	Morehead St.	67 72	
						97 A	Virginia	57 67	141 H	Akron	36 49	
									181 A	UMES	51 49	
									198 A	Elon	64 73	
									214 A	Navy	49 72	
									252 A	ETSU	56 61	
									265 A	Bethune-Cookman	72 48	
									291 A	South Carolina St.	58 44	
									294 A	Fla. Atlantic	67 65	
									303 H	Morgan St.	62 29	
									315 H	Coppin St.	66 42	
									336 A	Western Caro.	69 51	
									343 A	N.C. Central	52 49	
									345 A	Delaware St.	67 47	
									349 A	Florida A&M	56 48	
LAST 12 Division I GAMES:												
			76 N	Yale	49 59	181 A	UMES	51 49				
			265 A	Bethune-Cookman	72 48	345 A	Delaware St.	67 47				
			349 A	Florida A&M	56 48	291 A	South Carolina St.	58 44				
			343 A	N.C. Central	52 49	294 A	Fla. Atlantic	67 65				
			315 H	Coppin St.	66 42	113 H	VCU	48 54				
			303 H	Morgan St.	62 29	198 A	Elon	64 73				

Non-Div I Games: Winston-Salem 60 56 Johnson C. Smith 50 53

N.C. A&T

Loss, Non-Conf, S Site, H Home A Away N Neutral

WON-LOST				STRENGTH OF		OPP. STRENGTH		TEAM		CONF.		ADJ CONF.	
Average RPI Win:	322	WON-LOST	WINNING	LAST 10	SCHEDULE	OF SCHEDULE	RPI	ADJ. RPI	RPI	RPI	RPI	RPI	RPI
Average RPI Loss:	220	RECORD	PCT. RANK	GAMES									
DIV. I ONLY	5- 16	304	1- 0	347	340	343	343	32	32				
DIV. I NON-CONF.	2- 10	311	0- 0	293	276	342	342	32	32				
TOTALS	RPI 1-25	RPI 26-50	W-L RECORDS	RPI 51-100	RPI 101-150	RPI 150+							
5- 16	0- 1	0- 0	OVERALL	0- 0	0- 2	5- 13							
3- 7	0- 0	0- 0	HOME	0- 0	0- 1	3- 6							
2- 8	0- 1	0- 0	AWAY	0- 0	0- 1	2- 6							
0- 1	0- 0	0- 0	NEUTRAL	0- 0	0- 0	0- 1							
2- 10	0- 1	0- 0	NON-CONFERENCE	0- 0	0- 2	2- 7							
2- 4	0- 0	0- 0	HOME	0- 0	0- 1	2- 3							
0- 5	0- 1	0- 0	AWAY	0- 0	0- 1	0- 3							
0- 1	0- 0	0- 0	NEUTRAL	0- 0	0- 0	0- 1							
3- 6	0- 0	0- 0	CONFERENCE	0- 0	0- 0	3- 6							
1- 3	0- 0	0- 0	HOME	0- 0	0- 0	1- 3							
2- 3	0- 0	0- 0	AWAY	0- 0	0- 0	2- 3							
0- 0	0- 0	0- 0	NEUTRAL	0- 0	0- 0	0- 0							

RPI 1-25				RPI 26-50				RPI 51-100				RPI 101+				Team's RPI: 343	
RPI	S	Opponent	Score	RPI	S	Opponent	Score	RPI	S	Opponent	Score	RPI	S	Opponent	Score		
12	A	Iowa	39 106									119	H	UNCW	82 89		
												125	A	High Point	69 80		
												156	A	Georgia St.	54 65		
												181	A	UMES	49 59		
												189	H	Coastal Caro.	66 89		
												198	H	Elon	54 83		
												225	A	Memphis	56 77		
												231	H	N.C. A&T	49 52		
												265	A	Bethune-Cookman	54 72		
												265	H	Bethune-Cookman	50 67		
												270	A	Winthrop	41 66		
												289	H	Wofford	66 59		
												298	N	Kennesaw St.	54 78		
												303	H	Morgan St.	62 65		
												309	H	UNC Greensboro	66 57		
												315	H	Coppin St.	62 57		
												337	H	USC Upstate	63 82		
												345	A	Delaware St.	61 71		
												348	A	Savannah St.	71 67		
												349	A	Florida A&M	64 57		
LAST 12 Division I GAMES:																	
				349	A	Florida A&M	64 57					345	A	Delaware St.	61 71		
				265	A	Bethune-Cookman	54 72					181	A	UMES	49 59		
				348	A	Savannah St.	71 67					265	H	Bethune-Cookman	50 67		
				231	H	N.C. A&T	49 52					225	A	Memphis	56 77		
				303	H	Morgan St.	62 65					298	N	Kennesaw St.	54 78		
				315	H	Coppin St.	62 57					156	A	Georgia St.	54 65		

Non-Div I Games:	Wilberforce	55	49
------------------	-------------	----	----

N.C. Central

Loss, Non-Conf, S Site, H Home A Away N Neutral

Average RPI Win:	100	WON-LOST	WINNING	LAST 10	STRENGTH OF	OPP. STRENGTH	TEAM	ADJ.	CONF.	ADJ CONF.
Average RPI Loss:	23	RECORD	PCT. RANK	GAMES	SCHEDULE	OF SCHEDULE	RPI	RPI	RPI	RPI
DIV. I ONLY	21- 2	5	0- 1	34	9	10	10	1	1	
DIV. I NON-CONF.	13- 0	1	0- 0	33	40	7	7	1	1	
TOTALS	RPI 1-25	RPI 26-50	W-L RECORDS	RPI 51-100	RPI 101-150	RPI 150+				
21- 2	1- 1	2- 1	OVERALL	9- 0	6- 0	3- 0				
13- 1	0- 0	1- 1	HOME	7- 0	3- 0	2- 0				
6- 1	0- 1	1- 0	AWAY	2- 0	3- 0	0- 0				
2- 0	1- 0	0- 0	NEUTRAL	0- 0	0- 0	1- 0				
13- 0	1- 0	0- 0	NON-CONFERENCE	6- 0	3- 0	3- 0				
9- 0	0- 0	0- 0	HOME	5- 0	2- 0	2- 0				
2- 0	0- 0	0- 0	AWAY	1- 0	1- 0	0- 0				
2- 0	1- 0	0- 0	NEUTRAL	0- 0	0- 0	1- 0				
8- 2	0- 1	2- 1	CONFERENCE	3- 0	3- 0	0- 0				
4- 1	0- 0	1- 1	HOME	2- 0	1- 0	0- 0				
4- 1	0- 1	1- 0	AWAY	1- 0	2- 0	0- 0				
0- 0	0- 0	0- 0	NEUTRAL	0- 0	0- 0	0- 0				

RPI 1-25				Team's RPI: 10		RPI 26-50				RPI 51-100				RPI 101+			
RPI	S	Opponent	Score	RPI	S	Opponent	Score	RPI	S	Opponent	Score	RPI	S	Opponent	Score		
18	A	Florida St.	70 75	28	H	North Carolina	51 64	60	H	Michigan	66 55	107	A	Wake Forest	59 50		
25	N	Michigan St.	78 74	46	H	Clemson	54 51	61	H	Virginia Tech	70 61	108	A	Boston College	85 69		
				50	A	Georgia Tech	68 60	63	H	Duke	63 51	114	H	Radford	75 58		
								71	H	Belmont	77 62	129	H	Pittsburgh	63 34		
								74	H	Old Dominion	85 56	130	A	Chattanooga	78 58		
								75	H	Maine	84 46	149	H	Davidson	75 45		
								84	H	Kent St.	78 61	175	H	Vanderbilt	74 54		
								90	A	Georgetown	76 65	192	H	Hampton	83 51		
								97	A	Virginia	66 38	194	N	George Washington	69 61		
LAST 12 Division I GAMES:																	
18	A	Florida St.	70 75	97	A	Virginia	66 38										
28	H	North Carolina	51 64	129	H	Pittsburgh	63 34										
107	A	Wake Forest	59 50	108	A	Boston College	85 69										
50	A	Georgia Tech	68 60	63	H	Duke	63 51										
46	H	Clemson	54 51	149	H	Davidson	75 45										
61	H	Virginia Tech	70 61	130	A	Chattanooga	78 58										

Non-Div I Games:

NC State

Average RPI Win:	308	WON-LOST	WINNING	LAST 10	STRENGTH OF	OPP. STRENGTH	TEAM	ADJ.	CONF.	ADJ CONF.
Average RPI Loss:	182	RECORD	PCT. RANK	GAMES	SCHEDULE	OF SCHEDULE	RPI	RPI	RPI	RPI
DIV. I ONLY	5- 16	304	0- 1	246	329	310	310	24	24	
DIV. I NON-CONF.	3- 10	278	0- 0	277	339	312	312	26	26	
TOTALS	RPI 1-25	RPI 26-50	W-L RECORDS	RPI 51-100	RPI 101-150	RPI 150+				
5- 16	0- 0	0- 0	OVERALL	0- 4	0- 3	5- 9				
3- 7	0- 0	0- 0	HOME	0- 2	0- 2	3- 3				
2- 9	0- 0	0- 0	AWAY	0- 2	0- 1	2- 6				
0- 0	0- 0	0- 0	NEUTRAL	0- 0	0- 0	0- 0				
3- 10	0- 0	0- 0	NON-CONFERENCE	0- 3	0- 1	3- 6				
1- 4	0- 0	0- 0	HOME	0- 1	0- 1	1- 2				
2- 6	0- 0	0- 0	AWAY	0- 2	0- 0	2- 4				
0- 0	0- 0	0- 0	NEUTRAL	0- 0	0- 0	0- 0				
2- 6	0- 0	0- 0	CONFERENCE	0- 1	0- 2	2- 3				
2- 3	0- 0	0- 0	HOME	0- 1	0- 1	2- 1				
0- 3	0- 0	0- 0	AWAY	0- 0	0- 1	0- 2				
0- 0	0- 0	0- 0	NEUTRAL	0- 0	0- 0	0- 0				

RPI 1-25				RPI 26-50				RPI 51-100				RPI 101+				Team's RPI: 310	
RPI	S	Opponent	Score	RPI	S	Opponent	Score	RPI	S	Opponent	Score	RPI	S	Opponent	Score		
								66	A	West Virginia	50	95	105	H	Hartford	53	84
								67	H	FGCU	35	67	144	A	North Ala.	60	72
								79	A	Penn	42	85	144	H	North Ala.	54	77
								84	H	Kent St.	40	57	188	A	Rider	46	67
													199	H	Southeast Mo. St.	58	68
													212	A	Stetson	48	74
													221	A	Howard	57	77
													226	H	Jacksonville	56	61
													228	A	Colgate	71	53
													242	A	Liberty	47	58
													271	H	Vermont	63	71
													298	H	Kennesaw St.	66	60
													322	A	Saint Peter's	57	70
													328	H	Lipscomb	80	67
													336	H	Western Caro.	79	71
													344	A	Fairleigh Dickinson	43	64
													351	A	LIU Brooklyn	72	51
LAST 12 Division I GAMES:																	
242	A	Liberty	47	58	144	A	North Ala.	60	72								
67	H	FGCU	35	67	298	H	Kennesaw St.	66	60								
144	H	North Ala.	54	77	105	H	Hartford	53	84								
212	A	Stetson	48	74	84	H	Kent St.	40	57								
226	H	Jacksonville	56	61	228	A	Colgate	71	53								
328	H	Lipscomb	80	67	351	A	LIU Brooklyn	72	51								

Non-Div I Games:

NJIT

DIV. I ONLY	7- 12	247	0- 1	150	293	214	214	19	19
DIV. I NON-CONF.	4- 5	190	0- 0	158	328	195	195	22	22
TOTALS	RPI 1-25	RPI 26-50	W-L RECORDS	RPI 51-100	RPI 101-150	RPI 150+			
7- 12	0- 0	0- 1	OVERALL	0- 2	0- 4	7- 5			
3- 6	0- 0	0- 1	HOME	0- 2	0- 2	3- 1			
4- 6	0- 0	0- 0	AWAY	0- 0	0- 2	4- 4			
0- 0	0- 0	0- 0	NEUTRAL	0- 0	0- 0	0- 0			
4- 5	0- 0	0- 0	NON-CONFERENCE	0- 1	0- 2	4- 2			
2- 2	0- 0	0- 0	HOME	0- 1	0- 1	2- 0			
2- 3	0- 0	0- 0	AWAY	0- 0	0- 1	2- 2			
0- 0	0- 0	0- 0	NEUTRAL	0- 0	0- 0	0- 0			
3- 7	0- 0	0- 1	CONFERENCE	0- 1	0- 2	3- 3			
1- 4	0- 0	0- 1	HOME	0- 1	0- 1	1- 1			
2- 3	0- 0	0- 0	AWAY	0- 0	0- 1	2- 2			
0- 0	0- 0	0- 0	NEUTRAL	0- 0	0- 0	0- 0			

RPI 1-25				RPI 26-50				RPI 51-100				RPI 101+				Team's RPI:		214
RPI	S	Opponent	Score	RPI	S	Opponent	Score	RPI	S	Opponent	Score	RPI	S	Opponent	Score			
				49	H	Bucknell	43 77	79	H	Penn	61 65	139	A	Lehigh	55 66			
								94	H	American	45 58	139	H	Lehigh	38 56			
												142	A	Colorado	43 59			
												147	H	Marist	48 72			
												164	H	Boston U.	35 49			
												188	A	Rider	66 60			
												213	H	Holy Cross	54 47			
												228	A	Colgate	62 49			
												231	H	N.C. A&T	72 49			
												235	A	Monmouth	67 68			
												249	A	Air Force	54 47			
												266	H	Saint Joseph's	49 48			
												273	A	Norfolk St.	58 65			
												295	A	Army West Point	52 55			
												300	A	Loyola Maryland	58 46			
												325	A	Lafayette	42 55			
LAST 12 Division I GAMES:																		
				139	A	Lehigh	55 66	228	A	Colgate	62 49							
				49	H	Bucknell	43 77	94	H	American	45 58							
				164	H	Boston U.	35 49	139	H	Lehigh	38 56							
				325	A	Lafayette	42 55	300	A	Loyola Maryland	58 46							
				295	A	Army West Point	52 55	266	H	Saint Joseph's	49 48							
				213	H	Holy Cross	54 47	235	A	Monmouth	67 68							

Non-Div I Games:	Catholic	81	36
------------------	----------	----	----

Navy

■ Loss, ■ Non-Conf, S Site, H Home A Away N Neutral

Average RPI Win:	157	WON-LOST	WINNING	LAST 10	STRENGTH OF	OPP. STRENGTH	TEAM	ADJ.	CONF.	ADJ CONF.
Average RPI Loss:	60	RECORD	PCT. RANK	GAMES	SCHEDULE	OF SCHEDULE	RPI	RPI	RPI	RPI
DIV. I ONLY	10- 13	213	0- 1	32	36	104	104	4	4	
DIV. I NON-CONF.	5- 6	177	0- 0	103	30	149	149	6	6	
TOTALS	RPI 1-25	RPI 26-50	W-L RECORDS	RPI 51-100	RPI 101-150	RPI 150+				
10- 13	0- 6	1- 1	OVERALL	2- 3	3- 2	4- 1				
6- 5	0- 3	0- 1	HOME	1- 1	2- 0	3- 0				
3- 8	0- 3	1- 0	AWAY	1- 2	0- 2	1- 1				
1- 0	0- 0	0- 0	NEUTRAL	0- 0	1- 0	0- 0				
5- 6	0- 3	0- 0	NON-CONFERENCE	0- 1	2- 2	3- 0				
4- 1	0- 1	0- 0	HOME	0- 0	1- 0	3- 0				
0- 5	0- 2	0- 0	AWAY	0- 1	0- 2	0- 0				
1- 0	0- 0	0- 0	NEUTRAL	0- 0	1- 0	0- 0				
5- 7	0- 3	1- 1	CONFERENCE	2- 2	1- 0	1- 1				
2- 4	0- 2	0- 1	HOME	1- 1	1- 0	0- 0				
3- 3	0- 1	1- 0	AWAY	1- 1	0- 0	1- 1				
0- 0	0- 0	0- 0	NEUTRAL	0- 0	0- 0	0- 0				

RPI	S	Opponent	Score	RPI	S	Opponent	Score	RPI	S	Opponent	Score	RPI	S	Opponent	Score	Team's RPI: 104
3	A	Louisville	68 85	38	H	Indiana	78 82	60	A	Michigan	61 67	110	H	Kansas	58 52	
12	A	Iowa	71 77	44	A	Purdue	84 64	60	H	Michigan	70 56	114	N	Radford	77 39	
15	H	Rutgers	56 62					73	A	Arkansas	80 84	117	H	Minnesota	63 57	
19	H	Maryland	63 81					80	H	Northwestern	54 58	120	A	Creighton	65 74	
21	A	Miami (FL)	68 82					99	A	Ohio St.	78 69	132	A	Washington St.	84 87	
22	H	Drake	77 83									170	H	Denver	96 71	
												180	A	Wisconsin	69 70	
												185	A	Illinois	77 67	
												329	H	San Jose St.	96 63	
												337	H	USC Upstate	87 64	
LAST 12 Division I GAMES:																
60	A	Michigan	61 67	185	A	Illinois	77 67									
38	H	Indiana	78 82	15	H	Rutgers	56 62									
44	A	Purdue	84 64	19	H	Maryland	63 81									
180	A	Wisconsin	69 70	12	A	Iowa	71 77									
80	H	Northwestern	54 58	99	A	Ohio St.	78 69									
117	H	Minnesota	63 57	60	H	Michigan	70 56									

Non-Div I Games:

Nebraska

■ Loss,
■ Non-Conf,
■ S Site,
■ H Home
■ A Away
N Neutral

Nevada

Through Games Of Feb. 8, 2019

Average RPI Win: 265	WON-LOST	WINNING	LAST 10	STRENGTH OF	OPP. STRENGTH	TEAM	ADJ.	CONF.	ADJ CONF.
Average RPI Loss: 112	RECORD	PCT. RANK	GAMES	SCHEDULE	OF SCHEDULE	RPI	RPI	RPI	RPI
DIV. I ONLY	7- 13	251	0- 1	192	126	245	245	15	15
DIV. I NON-CONF.	3- 7	256	0- 1	214	80	278	278	13	13
TOTALS	RPI 1-25	RPI 26-50	W-L RECORDS	RPI 51-100	RPI 101-150	RPI 150+			
7- 13	0- 0	0- 2	OVERALL	0- 5	0- 3	7- 3			
4- 7	0- 0	0- 2	HOME	0- 2	0- 3	4- 0			
3- 4	0- 0	0- 0	AWAY	0- 1	0- 0	3- 3			
0- 2	0- 0	0- 0	NEUTRAL	0- 2	0- 0	0- 0			
3- 7	0- 0	0- 2	NON-CONFERENCE	0- 2	0- 2	3- 1			
2- 4	0- 0	0- 2	HOME	0- 0	0- 2	2- 0			
1- 1	0- 0	0- 0	AWAY	0- 0	0- 0	1- 1			
0- 2	0- 0	0- 0	NEUTRAL	0- 2	0- 0	0- 0			
4- 6	0- 0	0- 0	CONFERENCE	0- 3	0- 1	4- 2			
2- 3	0- 0	0- 0	HOME	0- 2	0- 1	2- 0			
2- 3	0- 0	0- 0	AWAY	0- 1	0- 0	2- 2			
0- 0	0- 0	0- 0	NEUTRAL	0- 0	0- 0	0- 0			

RPI S	Opponent	Score	RPI S	Opponent	Score	RPI S	Opponent	Score	RPI S	Opponent	Score	Team's RPI: 245
40	H Utah	52 74	52	H New Mexico	64 66	115	H Fresno St.	63 79				
42	H Southern California	51 72	57	A Boise St.	65 80	142	H Colorado	52 65				
			57	H Boise St.	74 75	147	H Texas Tech	67 86				
			81	N UC Davis	68 84	177	A Santa Clara	48 56				
			98	N Northern Ill.	69 98	204	A Utah St.	76 79				
						209	H UNLV	70 62				
						224	H Hawaii	79 78				
						248	A Colorado St.	62 38				
						248	H Colorado St.	68 57				
						249	A Air Force	74 79				
						261	A Long Beach St.	76 67				
						329	A San Jose St.	52 49				
						339	H Seattle U	67 54				
LAST 12 Division I GAMES:												
98	N Northern Ill.	69 98	57	H Boise St.	74 75							
248	H Colorado St.	68 57	115	H Fresno St.	63 79							
57	A Boise St.	65 80	329	A San Jose St.	52 49							
209	H UNLV	70 62	52	H New Mexico	64 66							
248	A Colorado St.	62 38	204	A Utah St.	76 79							
249	A Air Force	74 79	224	H Hawaii	79 78							

Non-Div I Games: Stanislaus St. 75 52

Nevada

■ Loss,
 ■ Non-Conf,
 ■ S Site,
 ■ Home
 ■ Away
 N Neutral

Average RPI Win:	291	WON-LOST	WINNING	LAST 10	STRENGTH OF	OPP. STRENGTH	TEAM	ADJ.	CONF.	ADJ CONF.
Average RPI Loss:	186	RECORD	PCT. RANK	GAMES	SCHEDULE	OF SCHEDULE	RPI	RPI	RPI	RPI
DIV. I ONLY	4- 18	322	1- 0	249	279	326	326	23	23	
DIV. I NON-CONF.	2- 10	311	0- 0	254	295	331	331	25	25	
TOTALS	RPI 1-25	RPI 26-50	W-L RECORDS	RPI 51-100	RPI 101-150	RPI 150+				
4- 18	0- 0	0- 0	OVERALL	0- 4	0- 3	4- 11				
3- 7	0- 0	0- 0	HOME	0- 2	0- 1	3- 4				
1- 11	0- 0	0- 0	AWAY	0- 2	0- 2	1- 7				
0- 0	0- 0	0- 0	NEUTRAL	0- 0	0- 0	0- 0				
2- 10	0- 0	0- 0	NON-CONFERENCE	0- 2	0- 2	2- 6				
2- 3	0- 0	0- 0	HOME	0- 1	0- 0	2- 2				
0- 7	0- 0	0- 0	AWAY	0- 1	0- 2	0- 4				
0- 0	0- 0	0- 0	NEUTRAL	0- 0	0- 0	0- 0				
2- 8	0- 0	0- 0	CONFERENCE	0- 2	0- 1	2- 5				
1- 4	0- 0	0- 0	HOME	0- 1	0- 1	1- 2				
1- 4	0- 0	0- 0	AWAY	0- 1	0- 0	1- 3				
0- 0	0- 0	0- 0	NEUTRAL	0- 0	0- 0	0- 0				

RPI 1-25				RPI 26-50				RPI 51-100				RPI 101+				Team's RPI: 326	
RPI	S	Opponent	Score	RPI	S	Opponent	Score	RPI	S	Opponent	Score	RPI	S	Opponent	Score		
								75	A	Maine	46	67	105	H	Hartford	48	66
								75	H	Maine	45	69	117	A	Minnesota	47	70
								89	A	Northeastern	54	69	135	A	South Fla.	36	79
								91	H	Princeton	42	90	160	H	Stony Brook	63	82
												164	A	Boston U.	39	60	
												208	H	Dartmouth	42	62	
												213	H	Holy Cross	74	62	
												227	A	Brown	70	76	
												238	H	Sacred Heart	60	71	
												240	A	Albany (NY)	41	59	
												244	H	Binghamton	62	71	
												271	A	Vermont	60	69	
												296	A	Central Conn. St.	47	56	
												299	A	UMBC	62	64	
												302	H	Bryant	79	74	
												319	A	North Dakota St.	51	56	
												324	A	UMass Lowell	56	53	
												324	H	UMass Lowell	54	46	
LAST 12 Division I GAMES:																	
				324	H	UMass Lowell	54	46				160	H	Stony Brook	63	82	
				75	H	Maine	45	69				324	A	UMass Lowell	56	53	
				240	A	Albany (NY)	41	59				244	H	Binghamton	62	71	
				299	A	UMBC	62	64				75	A	Maine	46	67	
				105	H	Hartford	48	66				91	H	Princeton	42	90	
				271	A	Vermont	60	69				208	H	Dartmouth	42	62	

Non-Div I Games:	U New England	68	44
------------------	---------------	----	----

New Hampshire

Loss, Non-Conf, S Site, H Home A Away N Neutral

RPI 1-25				RPI 26-50				RPI 51-100				Team's RPI: 52		RPI 101+			
RPI	S	Opponent	Score	RPI	S	Opponent	Score	RPI	S	Opponent	Score		RPI	S	Opponent	Score	
								51	A	Wyoming	78	75	105	H	Hartford	72	65
								65	H	Auburn	76	79	109	A	Houston	89	84
								69	H	SFA	74	33	115	H	Fresno St.	82	73
													151	H	Oklahoma	84	80
													163	A	New Mexico St.	75	50
													163	H	New Mexico St.	83	58
													174	H	Texas St.	82	51
													204	A	Utah St.	68	64
													209	A	UNLV	57	66
													209	H	UNLV	80	77
													217	A	San Diego St.	59	61
													217	H	San Diego St.	70	62
													232	H	Sacramento St.	85	53
													243	A	Northern Ariz.	84	55
													245	A	Nevada	66	64
													248	H	Colorado St.	70	58
													249	H	Air Force	78	57
													269	H	UTEP	69	51
LAST 12 Division I GAMES:																	
				69	H	SFA	74	33	209	H	UNLV	80	77				
				105	H	Hartford	72	65	51	A	Wyoming	78	75				
				65	H	Auburn	76	79	217	H	San Diego St.	70	62				
				217	A	San Diego St.	59	61	248	H	Colorado St.	70	58				
				115	H	Fresno St.	82	73	209	A	UNLV	57	66				
				204	A	Utah St.	68	64	245	A	Nevada	66	64				

New Mexico

Average RPI Win:	276	WON-LOST	WINNING	LAST 10	STRENGTH OF	OPP. STRENGTH	TEAM	ADJ.	CONF.	ADJ CONF.
Average RPI Loss:	148	RECORD	PCT. RANK	GAMES	SCHEDULE	OF SCHEDULE	RPI	RPI	RPI	RPI
DIV. I ONLY	14- 6	69	1- 0	295	345	163	163	30	30	
DIV. I NON-CONF.	6- 5	143	1- 0	174	326	153	153	30	30	
TOTALS	RPI 1-25	RPI 26-50	W-L RECORDS	RPI 51-100	RPI 101-150	RPI 150+				
14- 6	0- 0	0- 0	OVERALL	0- 2	0- 1	14- 3				
6- 2	0- 0	0- 0	HOME	0- 1	0- 0	6- 1				
7- 3	0- 0	0- 0	AWAY	0- 1	0- 0	7- 2				
1- 1	0- 0	0- 0	NEUTRAL	0- 0	0- 1	1- 0				
6- 5	0- 0	0- 0	NON-CONFERENCE	0- 2	0- 1	6- 2				
1- 2	0- 0	0- 0	HOME	0- 1	0- 0	1- 1				
4- 2	0- 0	0- 0	AWAY	0- 1	0- 0	4- 1				
1- 1	0- 0	0- 0	NEUTRAL	0- 0	0- 1	1- 0				
8- 1	0- 0	0- 0	CONFERENCE	0- 0	0- 0	8- 1				
5- 0	0- 0	0- 0	HOME	0- 0	0- 0	5- 0				
3- 1	0- 0	0- 0	AWAY	0- 0	0- 0	3- 1				
0- 0	0- 0	0- 0	NEUTRAL	0- 0	0- 0	0- 0				

RPI 1-25			RPI 26-50			RPI 51-100			RPI 101+ Team's RPI: 163		
RPI	S	Opponent	Score	RPI	S	Opponent	Score	RPI	S	Opponent	Score
								116	N	South Alabama	67 68
								159	H	Abilene Christian	46 58
								168	A	UC Riverside	64 65
								170	H	Denver	66 64
								219	H	UTRGV	71 63
								220	A	UMKC	90 86
								263	A	A&M-Corpus Christi	67 65
								269	A	UTEP	69 65
								276	A	CSU Bakersfield	61 59
								276	H	CSU Bakersfield	61 48
								278	H	Utah Valley	58 52
								281	A	Western Mich.	66 54
								283	H	California Baptist	76 69
								297	A	UC Santa Barbara	81 73
								339	H	Seattle U	75 55
								340	A	Grand Canyon	51 54
								347	A	Chicago St.	87 66
								350	N	Alcorn	82 64
LAST 12 Division I GAMES:											
350	N	Alcorn	82 64	339	H	Seattle U	75 55				
276	H	CSU Bakersfield	61 48	276	A	CSU Bakersfield	61 59				
347	A	Chicago St.	87 66	340	A	Grand Canyon	51 54				
220	A	UMKC	90 86	283	H	California Baptist	76 69				
219	H	UTRGV	71 63	297	A	UC Santa Barbara	81 73				
278	H	Utah Valley	58 52	168	A	UC Riverside	64 65				

Non-Div I Games: Tex. Permian Basin 70 38 Northern N.M. 101 51

New Mexico St.

■ Loss,
 ■ Non-Conf,
 ■ S Site,
 ■ H Home
 ■ A Away
 N Neutral

Average RPI Win:	310	WON-LOST	WINNING	LAST 10	STRENGTH OF	OPP. STRENGTH	TEAM	ADJ.	CONF.	ADJ CONF.
Average RPI Loss:	180	RECORD	PCT. RANK	GAMES	SCHEDULE	OF SCHEDULE	RPI	RPI	RPI	RPI
DIV. I ONLY	5- 12	281	0- 0	331	241	318	318	25	25	
DIV. I NON-CONF.	1- 5	311	0- 0	139	82	232	232	23	23	
TOTALS	RPI 1-25	RPI 26-50	W-L RECORDS	RPI 51-100	RPI 101-150	RPI 150+				
5- 12	0- 1	0- 1	OVERALL	0- 2	0- 1	5- 7				
3- 4	0- 0	0- 0	HOME	0- 1	0- 0	3- 3				
2- 8	0- 1	0- 1	AWAY	0- 1	0- 1	2- 4				
0- 0	0- 0	0- 0	NEUTRAL	0- 0	0- 0	0- 0				
1- 5	0- 1	0- 1	NON-CONFERENCE	0- 0	0- 1	1- 2				
0- 1	0- 0	0- 0	HOME	0- 0	0- 0	0- 1				
1- 4	0- 1	0- 1	AWAY	0- 0	0- 1	1- 1				
0- 0	0- 0	0- 0	NEUTRAL	0- 0	0- 0	0- 0				
4- 7	0- 0	0- 0	CONFERENCE	0- 2	0- 0	4- 5				
3- 3	0- 0	0- 0	HOME	0- 1	0- 0	3- 2				
1- 4	0- 0	0- 0	AWAY	0- 1	0- 0	1- 3				
0- 0	0- 0	0- 0	NEUTRAL	0- 0	0- 0	0- 0				

RPI 1-25				RPI 26-50				RPI 51-100				RPI 101+ Team's RPI: 318			
RPI	S	Opponent	Score	RPI	S	Opponent	Score	RPI	S	Opponent	Score	RPI	S	Opponent	Score
21	A	Miami (FL)	38 78	34	A	Rice	56 67	59	H	Lamar University	57 79	129	A	Pittsburgh	38 90
								69	A	SFA	38 97	159	H	Abilene Christian	52 59
												169	A	Xavier	45 61
												225	A	Memphis	66 59
												263	A	A&M-Corpus Christi	51 57
												293	H	Central Ark.	60 62
												311	H	La.-Monroe	44 57
												320	A	Incarnate Word	69 81
												320	H	Incarnate Word	58 55
												321	H	McNeese	88 76
												335	A	Houston Baptist	74 83
												341	A	Northwestern St.	67 62
												341	H	Northwestern St.	84 73
LAST 12 Division I GAMES:															
341	H	Northwestern St.	84 73	69	A	SFA	38 97	321	H	McNeese	88 76				
320	H	Incarnate Word	58 55	59	H	Lamar University	57 79	335	A	Houston Baptist	74 83				
341	A	Northwestern St.	67 62	159	H	Abilene Christian	52 59	169	A	Xavier	45 61				
320	A	Incarnate Word	69 81												
293	H	Central Ark.	60 62												
263	A	A&M-Corpus Christi	51 57												

Non-Div I Games: Dillard 68 59 Centenary (LA) 104 42 Trinity Baptist 93 38

New Orleans

Loss, Non-Conf, S Site, H Home A Away N Neutral

Niagara

Through Games Of Feb. 8, 2019

Average RPI Win:	303	WON-LOST	WINNING	LAST 10	STRENGTH OF	OPP. STRENGTH	TEAM	ADJ.	CONF.	ADJ CONF.
Average RPI Loss:	116	RECORD	PCT. RANK	GAMES	SCHEDULE	OF SCHEDULE	RPI	RPI	RPI	RPI
DIV. I ONLY	11- 12	173	1- 0	270	159	222	222	27	27	
DIV. I NON-CONF.	4- 8	241	1- 0	162	79	237	237	28	28	
TOTALS	RPI 1-25	RPI 26-50	W-L RECORDS	RPI 51-100	RPI 101-150	RPI 150+				
11- 12	0- 3	0- 0	OVERALL	0- 4	0- 1	11- 4				
7- 4	0- 0	0- 0	HOME	0- 1	0- 1	7- 2				
3- 7	0- 3	0- 0	AWAY	0- 2	0- 0	3- 2				
1- 1	0- 0	0- 0	NEUTRAL	0- 1	0- 0	1- 0				
4- 8	0- 3	0- 0	NON-CONFERENCE	0- 2	0- 0	4- 3				
3- 2	0- 0	0- 0	HOME	0- 0	0- 0	3- 2				
0- 5	0- 3	0- 0	AWAY	0- 1	0- 0	0- 1				
1- 1	0- 0	0- 0	NEUTRAL	0- 1	0- 0	1- 0				
7- 4	0- 0	0- 0	CONFERENCE	0- 2	0- 1	7- 1				
4- 2	0- 0	0- 0	HOME	0- 1	0- 1	4- 0				
3- 2	0- 0	0- 0	AWAY	0- 1	0- 0	3- 1				
0- 0	0- 0	0- 0	NEUTRAL	0- 0	0- 0	0- 0				

RPI 1-25				RPI 26-50				RPI 51-100				RPI 101+ Team's RPI: 222			
RPI	S	Opponent	Score	RPI	S	Opponent	Score	RPI	S	Opponent	Score	RPI	S	Opponent	Score
8	A	Syracuse	45 94					64	A	Quinnipiac	42 62	147	H	Marist	58 87
11	A	Iowa St.	35 95					64	H	Quinnipiac	55 96	206	H	St. Bonaventure	48 76
24	A	Buffalo	61 88					66	A	West Virginia	32 84	221	H	Howard	61 68
								76	N	Yale	64 67	228	H	Colgate	74 69
												235	A	Monmouth	54 76
												244	H	Binghamton	79 72
												266	A	Saint Joseph's	54 68
												303	N	Morgan St.	67 57
												312	H	Fairfield	71 68
												313	A	Manhattan	58 54
												313	H	Manhattan	61 51
												315	H	Coppin St.	71 69
												322	A	Saint Peter's	75 66
												322	H	Saint Peter's	81 57
												332	A	Iona	58 46
												332	H	Iona	72 53
LAST 12 Division I GAMES:															
303	N	Morgan St.	67 57	313	A	Manhattan	58 54								
76	N	Yale	64 67	312	H	Fairfield	71 68								
64	A	Quinnipiac	42 62	64	H	Quinnipiac	55 96								
332	H	Iona	72 53	332	A	Iona	58 46								
322	H	Saint Peter's	81 57	322	A	Saint Peter's	75 66								
235	A	Monmouth	54 76	313	H	Manhattan	61 51								

Non-Div I Games:

Niagara

■ Loss,
 ■ Non-Conf,
 ■ S Site,
 ■ Home
 ■ A Away
 N Neutral

Average RPI Win:	294	WON-LOST	WINNING	LAST 10	STRENGTH OF	OPP. STRENGTH	TEAM	ADJ.	CONF.	ADJ CONF.
Average RPI Loss:	115	RECORD	PCT. RANK	GAMES	SCHEDULE	OF SCHEDULE	RPI	RPI	RPI	RPI
DIV. I ONLY	10- 9	147	0- 1	289	210	184	184	25	25	
DIV. I NON-CONF.	4- 6	212	0- 1	203	97	173	173	23	23	
TOTALS	RPI 1-25	RPI 26-50	W-L RECORDS	RPI 51-100	RPI 101-150	RPI 150+				
10- 9	0- 1	0- 0	OVERALL	0- 4	0- 1	10- 3				
5- 1	0- 0	0- 0	HOME	0- 0	0- 0	5- 1				
4- 7	0- 1	0- 0	AWAY	0- 4	0- 1	4- 1				
1- 1	0- 0	0- 0	NEUTRAL	0- 0	0- 0	1- 1				
4- 6	0- 1	0- 0	NON-CONFERENCE	0- 2	0- 1	4- 2				
1- 0	0- 0	0- 0	HOME	0- 0	0- 0	1- 0				
2- 5	0- 1	0- 0	AWAY	0- 2	0- 1	2- 1				
1- 1	0- 0	0- 0	NEUTRAL	0- 0	0- 0	1- 1				
6- 3	0- 0	0- 0	CONFERENCE	0- 2	0- 0	6- 1				
4- 1	0- 0	0- 0	HOME	0- 0	0- 0	4- 1				
2- 2	0- 0	0- 0	AWAY	0- 2	0- 0	2- 0				
0- 0	0- 0	0- 0	NEUTRAL	0- 0	0- 0	0- 0				

RPI 1-25				RPI 26-50				RPI 51-100				RPI 101+ Team's RPI: 184			
RPI	S	Opponent	Score	RPI	S	Opponent	Score	RPI	S	Opponent	Score	RPI	S	Opponent	Score
2	A	Baylor	39 100					53	A	LSU	44 76	136	A	Tulane	46 71
								59	A	Lamar University	65 78	155	N	Delaware	56 71
								65	A	Auburn	59 80	174	A	Texas St.	67 72
								69	A	SFA	62 70	239	N	Texas Southern	58 57
												263	H	A&M-Corpus Christi	85 55
												267	A	Southeastern La.	73 66
												269	A	UTEP	58 56
												293	A	Central Ark.	64 60
												301	H	Mississippi Val.	72 47
												311	A	La.-Monroe	55 54
												320	H	Incarinate Word	86 62
												321	H	McNeese	68 69
												335	H	Houston Baptist	77 54
												341	H	Northwestern St.	97 86
LAST 12 Division I GAMES:															
155	N	Delaware	56 71	321	H	McNeese	68 69								
174	A	Texas St.	67 72	335	H	Houston Baptist	77 54								
267	A	Southeastern La.	73 66	69	A	SFA	62 70								
59	A	Lamar University	65 78	320	H	Incarinate Word	86 62								
263	H	A&M-Corpus Christi	85 55	341	H	Northwestern St.	97 86								
293	A	Central Ark.	64 60	53	A	LSU	44 76								

Non-Div I Games: Southern-N.O. 86 49 William Carey 86 45

Nicholls St.

Loss, Non-Conf, S Site, H Home A Away N Neutral

Average RPI Win:	301	WON-LOST	WINNING	LAST 10	STRENGTH OF	OPP. STRENGTH	TEAM	ADJ.	CONF.	ADJ CONF.
Average RPI Loss:	174	RECORD	PCT. RANK	GAMES	SCHEDULE	OF SCHEDULE	RPI	RPI	RPI	RPI
DIV. I ONLY	9- 10	185	1- 0	334	310	273	273	32	32	
DIV. I NON-CONF.	3- 8	267	1- 0	273	188	305	305	32	32	
TOTALS	RPI 1-25	RPI 26-50	W-L RECORDS	RPI 51-100	RPI 101-150	RPI 150+				
9- 10	0- 0	0- 0	OVERALL	0- 1	0- 3	9- 6				
5- 3	0- 0	0- 0	HOME	0- 0	0- 0	5- 3				
3- 7	0- 0	0- 0	AWAY	0- 1	0- 3	3- 3				
1- 0	0- 0	0- 0	NEUTRAL	0- 0	0- 0	1- 0				
3- 8	0- 0	0- 0	NON-CONFERENCE	0- 1	0- 3	3- 4				
2- 2	0- 0	0- 0	HOME	0- 0	0- 0	2- 2				
0- 6	0- 0	0- 0	AWAY	0- 1	0- 3	0- 2				
1- 0	0- 0	0- 0	NEUTRAL	0- 0	0- 0	1- 0				
6- 2	0- 0	0- 0	CONFERENCE	0- 0	0- 0	6- 2				
3- 1	0- 0	0- 0	HOME	0- 0	0- 0	3- 1				
3- 1	0- 0	0- 0	AWAY	0- 0	0- 0	3- 1				
0- 0	0- 0	0- 0	NEUTRAL	0- 0	0- 0	0- 0				

RPI 1-25			RPI 26-50			RPI 51-100			RPI 101+			Team's RPI: 273
RPI	S	Opponent	Score	RPI	S	Opponent	Score	RPI	S	Opponent	Score	
						74 A Old Dominion	53 69			107 A Wake Forest	61 63	
										125 A High Point	51 83	
										139 A Lehigh	41 62	
										165 H William & Mary	44 55	
										181 H UMES	43 59	
										196 A Ole Miss	42 60	
										214 H Navy	65 58	
										221 A Howard	70 74	
										242 N Liberty	66 53	
										251 H Campbell	49 57	
										265 H Bethune-Cookman	57 50	
										280 A La Salle	52 62	
										291 A South Carolina St.	57 50	
										315 A Coppin St.	68 63	
										342 H Longwood	74 42	
										345 H Delaware St.	63 50	
										348 A Savannah St.	78 42	
										349 H Florida A&M	60 58	
LAST 12 Division I GAMES:												
242 N		Liberty	66 53	315 A		Coppin St.	68 63					
221 A		Howard	70 74	349 H		Florida A&M	60 58					
181 H		UMES	43 59	345 H		Delaware St.	63 50					
291 A		South Carolina St.	57 50	107 A		Wake Forest	61 63					
348 A		Savannah St.	78 42	165 H		William & Mary	44 55					
265 H		Bethune-Cookman	57 50	125 A		High Point	51 83					

Non-Div I Games: Cheyney 93 40 Saint Augustine's 71 38

Norfolk St.

Average RPI Win:	268	WON-LOST	WINNING	LAST 10	STRENGTH OF	OPP. STRENGTH	TEAM	ADJ.	CONF.	ADJ CONF.
Average RPI Loss:	101	RECORD	PCT. RANK	GAMES	SCHEDULE	OF SCHEDULE	RPI	RPI	RPI	RPI
DIV. I ONLY	12- 3	26	0- 0	341	221	144	144	24	24	
DIV. I NON-CONF.	5- 1	37	0- 0	348	156	162	162	26	26	
TOTALS	RPI 1-25	RPI 26-50	W-L RECORDS	RPI 51-100	RPI 101-150	RPI 150+				
12- 3	0- 0	0- 0	OVERALL	0- 2	0- 0	12- 1				
4- 1	0- 0	0- 0	HOME	0- 1	0- 0	4- 0				
6- 2	0- 0	0- 0	AWAY	0- 1	0- 0	6- 1				
2- 0	0- 0	0- 0	NEUTRAL	0- 0	0- 0	2- 0				
5- 1	0- 0	0- 0	NON-CONFERENCE	0- 0	0- 0	5- 1				
1- 0	0- 0	0- 0	HOME	0- 0	0- 0	1- 0				
2- 1	0- 0	0- 0	AWAY	0- 0	0- 0	2- 1				
2- 0	0- 0	0- 0	NEUTRAL	0- 0	0- 0	2- 0				
7- 2	0- 0	0- 0	CONFERENCE	0- 2	0- 0	7- 0				
3- 1	0- 0	0- 0	HOME	0- 1	0- 0	3- 0				
4- 1	0- 0	0- 0	AWAY	0- 1	0- 0	4- 0				
0- 0	0- 0	0- 0	NEUTRAL	0- 0	0- 0	0- 0				

RPI 1-25			RPI 26-50			RPI 51-100			RPI 101+			Team's RPI: 144
RPI	S	Opponent	Score	RPI	S	Opponent	Score	RPI	S	Opponent	Score	
						67 A FGCU	51 76	169 A Xavier			81 94	
						67 H FGCU	52 68	175 A Vanderbilt			74 71	
								199 N Southeast Mo. St.			80 67	
								212 H Stetson			71 55	
								226 A Jacksonville			62 59	
								236 H Alabama St.			68 42	
								284 A North Florida			70 64	
								298 H Kennesaw St.			80 55	
								301 A Mississippi Val.			86 72	
								310 A NJIT			77 54	
								310 H NJIT			72 60	
								328 A Lipscomb			81 60	
								336 N Western Caro.			89 66	
LAST 12 Division I GAMES:												
67 A FGCU			51 76	310 H NJIT			72 60					
328 A Lipscomb			81 60	67 H FGCU			52 68					
310 A NJIT			77 54	284 A North Florida			70 64					
298 H Kennesaw St.			80 55	301 A Mississippi Val.			86 72					
212 H Stetson			71 55	169 A Xavier			81 94					
226 A Jacksonville			62 59	336 N Western Caro.			89 66					

Non-Div I Games: Stillman 99 43 Martin Methodist 79 48 Lane 98 57 Blue Mountain (MS) 70 42 North Ala.

North Carolina

Through Games Of Feb. 8, 2019

Average RPI Win:	106	WON-LOST	WINNING	LAST 10	STRENGTH OF	OPP. STRENGTH	TEAM	ADJ.	CONF.	ADJ CONF.
Average RPI Loss:	52	RECORD	PCT. RANK	GAMES	SCHEDULE	OF SCHEDULE	RPI	RPI	RPI	RPI
DIV. I ONLY	14- 10	126	0- 1	3	21	28	28	1	1	
DIV. I NON-CONF.	9- 5	105	0- 0	36	85	50	50	1	1	
TOTALS	RPI 1-25	RPI 26-50	W-L RECORDS	RPI 51-100	RPI 101-150	RPI 150+				
14- 10	2- 4	3- 1	OVERALL	2- 4	4- 1	3- 0				
8- 3	1- 1	1- 0	HOME	1- 2	3- 0	2- 0				
3- 5	1- 3	0- 0	AWAY	1- 1	0- 1	1- 0				
3- 2	0- 0	2- 1	NEUTRAL	0- 1	1- 0	0- 0				
9- 5	0- 0	2- 1	NON-CONFERENCE	1- 3	3- 1	3- 0				
5- 1	0- 0	0- 0	HOME	1- 1	2- 0	2- 0				
1- 2	0- 0	0- 0	AWAY	0- 1	0- 1	1- 0				
3- 2	0- 0	2- 1	NEUTRAL	0- 1	1- 0	0- 0				
5- 5	2- 4	1- 0	CONFERENCE	1- 1	1- 0	0- 0				
3- 2	1- 1	1- 0	HOME	0- 1	1- 0	0- 0				
2- 3	1- 3	0- 0	AWAY	1- 0	0- 0	0- 0				
0- 0	0- 0	0- 0	NEUTRAL	0- 0	0- 0	0- 0				

RPI S	Opponent	Score	RPI S	Opponent	Score	Team's RPI: 28	RPI S	Opponent	Score	RPI S	Opponent	Score
1	H Notre Dame	78 73	26	N Kentucky	75 85		61	A Virginia Tech	81 69	107	H Wake Forest	84 61
3	A Louisville	66 73	34	N Rice	71 50		63	H Duke	69 85	113	H VCU	59 47
8	A Syracuse	77 90	43	N UCLA	83 49		65	N Auburn	81 86	119	H UNCW	82 55
10	A NC State	64 51	50	H Georgia Tech	91 90		75	H Maine	73 85	135	N South Fla.	71 69
18	H Florida St.	63 64					84	H Kent St.	73 60	142	A Colorado	74 86
21	A Miami (FL)	68 76					99	A Ohio St.	69 76	198	A Elon	100 69
										221	H Howard	85 63
										309	H UNC Greensboro	83 62
LAST 12 Division I GAMES:												
63	H Duke	69 85	107	H Wake Forest	84 61		8	A Syracuse	77 90			
10	A NC State	64 51	18	H Florida St.	63 64		3	A Louisville	66 73			
50	H Georgia Tech	91 90	221	H Howard	85 63		65	N Auburn	81 86			
1	H Notre Dame	78 73										
61	A Virginia Tech	81 69										
21	A Miami (FL)	68 76										

Non-Div I Games:

North Carolina

Loss, Non-Conf, S Site, H Home A Away N Neutral

North Dakota

Through Games Of Feb. 8, 2019

Average RPI Win:	272	WON-LOST	WINNING	LAST 10	STRENGTH OF	OPP. STRENGTH	TEAM	ADJ.	CONF.	ADJ CONF.
Average RPI Loss:	145	RECORD	PCT. RANK	GAMES	SCHEDULE	OF SCHEDULE	RPI	RPI	RPI	RPI
DIV. I ONLY	9- 14	235	1- 0	265	162	230	230	18	18	
DIV. I NON-CONF.	4- 8	241	0- 0	199	89	192	192	18	18	
TOTALS	RPI 1-25	RPI 26-50	W-L RECORDS	RPI 51-100	RPI 101-150	RPI 150+				
9- 14	0- 2	0- 2	OVERALL	0- 1	0- 1	9- 8				
3- 4	0- 0	0- 2	HOME	0- 0	0- 0	3- 2				
4- 10	0- 2	0- 0	AWAY	0- 1	0- 1	4- 6				
2- 0	0- 0	0- 0	NEUTRAL	0- 0	0- 0	2- 0				
4- 8	0- 2	0- 0	NON-CONFERENCE	0- 1	0- 1	4- 4				
0- 1	0- 0	0- 0	HOME	0- 0	0- 0	0- 1				
2- 7	0- 2	0- 0	AWAY	0- 1	0- 1	2- 3				
2- 0	0- 0	0- 0	NEUTRAL	0- 0	0- 0	2- 0				
5- 6	0- 0	0- 2	CONFERENCE	0- 0	0- 0	5- 4				
3- 3	0- 0	0- 2	HOME	0- 0	0- 0	3- 1				
2- 3	0- 0	0- 0	AWAY	0- 0	0- 0	2- 3				
0- 0	0- 0	0- 0	NEUTRAL	0- 0	0- 0	2- 0				

RPI 1-25				RPI 26-50				RPI 51-100				RPI 101+ Team's RPI: 230			
RPI	S	Opponent	Score	RPI	S	Opponent	Score	RPI	S	Opponent	Score	RPI	S	Opponent	Score
8	A	Syracuse	49 85	27	H	South Dakota St.	48 66	82	A	UNI	60 64	123	A	Penn St.	68 75
11	A	Iowa St.	35 87	37	H	South Dakota	50 80					170	A	Denver	66 87
												179	A	Oral Roberts	75 67
												187	H	Milwaukee	46 64
												191	A	Illinois St.	55 67
												197	A	Massachusetts	59 52
												212	A	Stetson	63 74
												216	A	Rhode Island	63 77
												223	A	Western Ill.	90 111
												223	H	Western Ill.	80 92
												234	N	San Francisco	100 97
												281	N	Western Mich.	62 50
												292	A	Valparaiso	62 56
												308	A	Omaha	69 68
												308	H	Omaha	68 57
												319	A	North Dakota St.	57 69
												319	H	North Dakota St.	70 58
												334	H	Purdue Fort Wayne	79 60
LAST 12 Division I GAMES:															
319	H	North Dakota St.	70 58	223	H	Western Ill.	80 92								
308	A	Omaha	69 68	308	H	Omaha	68 57								
223	A	Western Ill.	90 111	170	A	Denver	66 87								
37	H	South Dakota	50 80	179	A	Oral Roberts	75 67								
319	A	North Dakota St.	57 69	334	H	Purdue Fort Wayne	79 60								
27	H	South Dakota St.	48 66	234	N	San Francisco	100 97								

Non-Div I Games: Mayville St. 84 50

North Dakota

Loss, Non-Conf, S Site, H Home A Away N Neutral

Average RPI Win:	281	WON-LOST	WINNING	LAST 10	STRENGTH OF	OPP. STRENGTH	TEAM	ADJ.	CONF.	ADJ CONF.
Average RPI Loss:	168	RECORD	PCT. RANK	GAMES	SCHEDULE	OF SCHEDULE	RPI	RPI	RPI	RPI
DIV. I ONLY	5- 16	304	0- 1	285	195	319	319	18	18	
DIV. I NON-CONF.	2- 9	297	0- 0	301	178	330	330	18	18	
TOTALS	RPI 1-25	RPI 26-50	W-L RECORDS	RPI 51-100	RPI 101-150	RPI 150+				
5- 16	0- 0	0- 2	OVERALL	0- 2	0- 1	5- 11				
4- 4	0- 0	0- 1	HOME	0- 0	0- 1	4- 2				
1- 10	0- 0	0- 1	AWAY	0- 2	0- 0	1- 7				
0- 2	0- 0	0- 0	NEUTRAL	0- 0	0- 0	0- 2				
2- 9	0- 0	0- 0	NON-CONFERENCE	0- 2	0- 1	2- 6				
1- 3	0- 0	0- 0	HOME	0- 0	0- 1	1- 2				
1- 4	0- 0	0- 0	AWAY	0- 2	0- 0	1- 2				
0- 2	0- 0	0- 0	NEUTRAL	0- 0	0- 0	0- 2				
3- 7	0- 0	0- 2	CONFERENCE	0- 0	0- 0	3- 5				
3- 1	0- 0	0- 1	HOME	0- 0	0- 0	3- 0				
0- 6	0- 0	0- 1	AWAY	0- 0	0- 0	0- 5				
0- 0	0- 0	0- 0	NEUTRAL	0- 0	0- 0	0- 0				

RPI 1-25				RPI 26-50				RPI 51-100				RPI 101+				Team's RPI: 319	
RPI	S	Opponent	Score	RPI	S	Opponent	Score	RPI	S	Opponent	Score	RPI	S	Opponent	Score		
				27	A	South Dakota St.	33 86	77	A	Pacific	68 75	120	H	Creighton	51 86		
				37	H	South Dakota	41 67	98	A	Northern Ill.	63 81	170	A	Denver	54 81		
												179	A	Oral Roberts	72 101		
												180	A	Wisconsin	53 64		
												182	N	North Texas	78 92		
												187	H	Milwaukee	55 57		
												212	A	Stetson	59 60		
												220	H	UMKC	59 69		
												223	A	Western Ill.	70 82		
												223	H	Western Ill.	68 60		
												230	A	North Dakota	58 70		
												230	H	North Dakota	69 57		
												234	N	San Francisco	42 75		
												292	A	Valparaiso	51 48		
												308	A	Omaha	61 78		
												326	H	New Hampshire	56 51		
												334	H	Purdue Fort Wayne	70 54		
LAST 12 Division I GAMES:																	
				230	A	North Dakota	58 70	223	H	Western Ill.	68 60						
				223	A	Western Ill.	70 82	308	A	Omaha	61 78						
				179	A	Oral Roberts	72 101	37	H	South Dakota	41 67						
				27	A	South Dakota St.	33 86	334	H	Purdue Fort Wayne	70 54						
				230	H	North Dakota	69 57	212	A	Stetson	59 60						
				170	A	Denver	54 81	234	N	San Francisco	42 75						

Non-Div I Games: Mayville St. 49 43

North Dakota St.

■ Loss,
 ■ Non-Conf,
 ■ S Site,
 ■ Home
 ■ A Away
 N Neutral

North Florida

Through Games Of Feb. 8, 2019

Average RPI Win:	306	WON-LOST	WINNING	LAST 10	STRENGTH OF	OPP. STRENGTH	TEAM	ADJ.	CONF.	ADJ CONF.
Average RPI Loss:	165	RECORD	PCT. RANK	GAMES	SCHEDULE	OF SCHEDULE	RPI	RPI	RPI	RPI
DIV. I ONLY	7- 11	238	1- 0	298	266	284	284	24	24	
DIV. I NON-CONF.	3- 6	241	0- 0	308	286	320	320	26	26	
TOTALS	RPI 1-25	RPI 26-50	W-L RECORDS	RPI 51-100	RPI 101-150	RPI 150+				
7- 11	0- 1	0- 1	OVERALL	0- 2	0- 1	7- 6				
5- 4	0- 0	0- 0	HOME	0- 1	0- 1	5- 2				
2- 7	0- 1	0- 1	AWAY	0- 1	0- 0	2- 4				
0- 0	0- 0	0- 0	NEUTRAL	0- 0	0- 0	0- 0				
3- 6	0- 1	0- 1	NON-CONFERENCE	0- 0	0- 0	3- 4				
3- 1	0- 0	0- 0	HOME	0- 0	0- 0	3- 1				
0- 5	0- 1	0- 1	AWAY	0- 0	0- 0	0- 3				
0- 0	0- 0	0- 0	NEUTRAL	0- 0	0- 0	0- 0				
4- 5	0- 0	0- 0	CONFERENCE	0- 2	0- 1	4- 2				
2- 3	0- 0	0- 0	HOME	0- 1	0- 1	2- 1				
2- 2	0- 0	0- 0	AWAY	0- 1	0- 0	2- 1				
0- 0	0- 0	0- 0	NEUTRAL	0- 0	0- 0	0- 0				

RPI S	Opponent	Score	RPI S	Opponent	Score	RPI S	Opponent	Score	RPI S	Opponent	Score	Team's RPI: 284
18	A Florida St.	53 74	38	A Indiana	52 75	67	A FGCU	48 80	144	H North Ala.	64 70	
						67	H FGCU	66 105	196	A Ole Miss	69 82	
									212	H Stetson	71 57	
									226	H Jacksonville	72 80	
									242	A Liberty	53 69	
									248	A Colorado St.	59 61	
									265	A Bethune-Cookman	60 76	
									298	A Kennesaw St.	71 60	
									304	H Alabama A&M	62 63	
									314	H Charleston So.	82 76	
									316	H FIU	62 53	
									328	A Lipscomb	68 53	
									328	H Lipscomb	72 66	
									349	H Florida A&M	64 53	
LAST 12 Division I GAMES:												
328	H Lipscomb	72 66	67	H FGCU	66 105	328	A Lipscomb	68 53	144	H North Ala.	64 70	
298	A Kennesaw St.	71 60	67	A FGCU	48 80	196	A Ole Miss	69 82	304	H Alabama A&M	62 63	
226	H Jacksonville	72 80	265	A Bethune-Cookman	60 76							
242	A Liberty	53 69										
212	H Stetson	71 57										

Non-Div I Games: Trinity Baptist 99 40 Warner 67 36

North Florida

Loss, Non-Conf, S Site, H Home A Away N Neutral

North Texas

Through Games Of Feb. 8, 2019

Average RPI Win:	221	WON-LOST	WINNING	LAST 10	STRENGTH OF	OPP. STRENGTH	TEAM	ADJ.	CONF.	ADJ CONF.
Average RPI Loss:	122	RECORD	PCT. RANK	GAMES	SCHEDULE	OF SCHEDULE	RPI	RPI	RPI	RPI
DIV. I ONLY	8- 11	223	0- 1	114	158	182	182	14	14	
DIV. I NON-CONF.	4- 5	190	0- 0	208	137	235	235	19	19	
TOTALS	RPI 1-25	RPI 26-50	W-L RECORDS	RPI 51-100	RPI 101-150	RPI 150+				
8- 11	0- 0	0- 2	OVERALL	1- 4	0- 1	7- 4				
5- 4	0- 0	0- 1	HOME	1- 1	0- 0	4- 2				
2- 6	0- 0	0- 1	AWAY	0- 2	0- 1	2- 2				
1- 1	0- 0	0- 0	NEUTRAL	0- 1	0- 0	1- 0				
4- 5	0- 0	0- 1	NON-CONFERENCE	1- 2	0- 0	3- 2				
3- 2	0- 0	0- 1	HOME	1- 0	0- 0	2- 1				
0- 2	0- 0	0- 0	AWAY	0- 1	0- 0	0- 1				
1- 1	0- 0	0- 0	NEUTRAL	0- 1	0- 0	1- 0				
4- 6	0- 0	0- 1	CONFERENCE	0- 2	0- 1	4- 2				
2- 2	0- 0	0- 0	HOME	0- 1	0- 0	2- 1				
2- 4	0- 0	0- 1	AWAY	0- 1	0- 1	2- 1				
0- 0	0- 0	0- 0	NEUTRAL	0- 0	0- 0	0- 0				

RPI 1-25				RPI 26-50				RPI 51-100				RPI 101+				Team's RPI: 182	
RPI	S	Opponent	Score	RPI	S	Opponent	Score	RPI	S	Opponent	Score	RPI	S	Opponent	Score		
				31	H	Texas	54 64	51	N	Wyoming	49 53	126	A	UAB	60 70		
				34	A	Rice	52 64	54	A	Kansas St.	42 60	154	A	Louisiana Tech	65 54		
								56	A	Middle Tenn.	46 61	167	H	Charlotte	68 63		
								58	H	Missouri St.	83 76	186	A	Southern Miss.	62 48		
								74	H	Old Dominion	71 72	204	H	Utah St.	41 57		
												211	A	SMU	66 73		
												218	A	Marshall	55 67		
												269	H	UTEP	70 51		
												276	H	CSU Bakersfield	71 59		
												287	H	UTSA	54 57		
												319	N	North Dakota St.	92 78		
												335	H	Houston Baptist	100 75		
LAST 12 Division I GAMES:																	
				218	A	Marshall	55 67	287	H	UTSA	54 57						
				167	H	Charlotte	68 63	269	H	UTEP	70 51						
				74	H	Old Dominion	71 72	186	A	Southern Miss.	62 48						
				56	A	Middle Tenn.	46 61	154	A	Louisiana Tech	65 54						
				126	A	UAB	60 70	276	H	CSU Bakersfield	71 59						
				34	A	Rice	52 64	204	H	Utah St.	41 57						

Non-Div I Games: Mid-Amer. Christian82 35 Xavier (LA) 59 46 Okla. Panhandle 93 52

North Texas

Loss, Non-Conf, S Site, H Home A Away N Neutral

Average RPI Win: 190		WON-LOST	WINNING	LAST 10	STRENGTH OF	OPP. STRENGTH	TEAM	ADJ.	CONF.	ADJ CONF.
Average RPI Loss: 112		RECORD	PCT. RANK	GAMES	SCHEDULE	OF SCHEDULE	RPI	RPI	RPI	RPI
DIV. I ONLY		14- 7	87	0- 1	120	160	89	89	10	10
DIV. I NON-CONF.		10- 1	17	0- 0	164	226	31	31	10	10
TOTALS	RPI 1-25		RPI 26-50		W-L RECORDS	RPI 51-100	RPI 101-150		RPI 150+	
14- 7	0- 0		0- 2		OVERALL	2- 1	2- 3		10- 1	
9- 2	0- 0		0- 1		HOME	1- 1	1- 0		7- 0	
5- 5	0- 0		0- 1		AWAY	1- 0	1- 3		3- 1	
0- 0	0- 0		0- 0		NEUTRAL	0- 0	0- 0		0- 0	
10- 1	0- 0		0- 0		NON-CONFERENCE	2- 0	2- 1		6- 0	
6- 0	0- 0		0- 0		HOME	1- 0	1- 0		4- 0	
4- 1	0- 0		0- 0		AWAY	1- 0	1- 1		2- 0	
0- 0	0- 0		0- 0		NEUTRAL	0- 0	0- 0		0- 0	
4- 6	0- 0		0- 2		CONFERENCE	0- 1	0- 2		4- 1	
3- 2	0- 0		0- 1		HOME	0- 1	0- 0		3- 0	
1- 4	0- 0		0- 1		AWAY	0- 0	0- 2		1- 1	
0- 0	0- 0		0- 0		NEUTRAL	0- 0	0- 0		0- 0	

RPI 1-25				RPI 26-50				RPI 51-100				RPI 101+			
RPI	S	Opponent	Score	RPI	S	Opponent	Score	RPI	S	Opponent	Score	RPI	S	Opponent	Score
				33	A	James Madison	49 84	75	H	Maine	63 55	102	A	Dayton	84 79
				33	H	James Madison	51 58	83	H	Drexel	59 61	112	A	Towson	83 88
								96	A	Providence	65 59	119	A	UNCW	70 83
												137	H	Fordham	58 54
												147	A	Marist	84 90
												155	H	Delaware	75 62
												164	H	Boston U.	81 51
												165	H	William & Mary	88 74
												197	H	Massachusetts	53 52
												198	H	Elon	79 71
												205	A	Florida	79 66
												249	H	Air Force	54 41
												254	A	Hofstra	61 78
												282	A	Col. of Charleston	87 56
												312	A	Fairfield	59 50
												326	H	New Hampshire	69 54
LAST 12 Division I GAMES:															
				33	H	James Madison	51 58	33	A	James Madison	49 84				
				119	A	UNCW	70 83	112	A	Towson	83 88				
				282	A	Col. of Charleston	87 56	165	H	William & Mary	88 74				
				254	A	Hofstra	61 78	198	H	Elon	79 71				
				155	H	Delaware	75 62	75	H	Maine	63 55				
				83	H	Drexel	59 61	147	A	Marist	84 90				

Non-Div I Games:

Northeastern

Loss, Non-Conf, S Site, H Home A Away N Neutral

Average RPI Win:	217	WON-LOST	WINNING	LAST 10	STRENGTH OF	OPP. STRENGTH	TEAM	ADJ.	CONF.	ADJ CONF.
Average RPI Loss:	154	RECORD	PCT. RANK	GAMES	SCHEDULE	OF SCHEDULE	RPI	RPI	RPI	RPI
DIV. I ONLY	7- 14	256	0- 1	218	137	243	243	16	16	
DIV. I NON-CONF.	4- 5	190	0- 1	222	118	194	194	12	12	
TOTALS	RPI 1-25	RPI 26-50	W-L RECORDS	RPI 51-100	RPI 101-150	RPI 150+				
7- 14	0- 0	0- 0	OVERALL	1- 3	2- 5	4- 6				
3- 5	0- 0	0- 0	HOME	0- 2	1- 1	2- 2				
4- 8	0- 0	0- 0	AWAY	1- 1	1- 4	2- 3				
0- 1	0- 0	0- 0	NEUTRAL	0- 0	0- 0	0- 1				
4- 5	0- 0	0- 0	NON-CONFERENCE	1- 2	1- 1	2- 2				
2- 1	0- 0	0- 0	HOME	0- 1	1- 0	1- 0				
2- 3	0- 0	0- 0	AWAY	1- 1	0- 1	1- 1				
0- 1	0- 0	0- 0	NEUTRAL	0- 0	0- 0	0- 1				
3- 9	0- 0	0- 0	CONFERENCE	0- 1	1- 4	2- 4				
1- 4	0- 0	0- 0	HOME	0- 1	0- 1	1- 2				
2- 5	0- 0	0- 0	AWAY	0- 0	1- 3	1- 2				
0- 0	0- 0	0- 0	NEUTRAL	0- 0	0- 0	0- 0				

RPI S	Opponent	Score	RPI S	Opponent	Score	RPI S	Opponent	Score	RPI S	Opponent	Score	Team's RPI: 243
						52	H New Mexico	55 84	101	A Idaho St.	81 77	
						68	A Arizona	47 71	101	H Idaho St.	69 80	
						93	H Idaho	69 86	106	A Northern Colo.	53 63	
						100	A Loyola Marymount	63 62	115	H Fresno St.	86 73	
									138	A Montana St.	70 80	
									140	A Washington	59 81	
									146	A Montana	62 78	
									153	A Portland St.	55 72	
									200	H Eastern Wash.	62 64	
									211	N SMU	48 55	
									232	A Sacramento St.	61 65	
									248	A Colorado St.	54 65	
									274	A Southern Utah	78 69	
									274	H Southern Utah	76 82	
									283	H California Baptist	91 88	
									305	H Weber St.	74 64	
									339	A Seattle U	65 58	
LAST 12 Division I GAMES:												
211	N	SMU	48	55	153	A	Portland St.	55	72			
101	A	Idaho St.	81	77	232	A	Sacramento St.	61	65			
200	H	Eastern Wash.	62	64	274	H	Southern Utah	76	82			
93	H	Idaho	69	86	101	H	Idaho St.	69	80			
274	A	Southern Utah	78	69	305	H	Weber St.	74	64			
106	A	Northern Colo.	53	63	138	A	Montana St.	70	80			

Non-Div I Games:

Northern Ariz.

■ Loss,
■ Non-Conf,
■ S Site,
■ H Home
■ A Away
N Neutral

Average RPI Win:	184	WON-LOST	WINNING	LAST 10	STRENGTH OF	OPP. STRENGTH	TEAM	ADJ.	CONF.	ADJ CONF.
Average RPI Loss:	154	RECORD	PCT. RANK	GAMES	SCHEDULE	OF SCHEDULE	RPI	RPI	RPI	RPI
DIV. I ONLY	14- 6	69	1- 0	222	100	106	106	16	16	
DIV. I NON-CONF.	5- 4	139	0- 0	251	23	122	122	12	12	
TOTALS	RPI 1-25	RPI 26-50	W-L RECORDS	RPI 51-100	RPI 101-150	RPI 150+				
14- 6	0- 0	0- 1	OVERALL	1- 1	4- 2	9- 2				
7- 2	0- 0	0- 0	HOME	0- 0	2- 1	5- 1				
7- 4	0- 0	0- 1	AWAY	1- 1	2- 1	4- 1				
0- 0	0- 0	0- 0	NEUTRAL	0- 0	0- 0	0- 0				
5- 4	0- 0	0- 1	NON-CONFERENCE	0- 1	1- 1	4- 1				
3- 0	0- 0	0- 0	HOME	0- 0	1- 0	2- 0				
2- 4	0- 0	0- 1	AWAY	0- 1	0- 1	2- 1				
0- 0	0- 0	0- 0	NEUTRAL	0- 0	0- 0	0- 0				
9- 2	0- 0	0- 0	CONFERENCE	1- 0	3- 1	5- 1				
4- 2	0- 0	0- 0	HOME	0- 0	1- 1	3- 1				
5- 0	0- 0	0- 0	AWAY	1- 0	2- 0	2- 0				
0- 0	0- 0	0- 0	NEUTRAL	0- 0	0- 0	0- 0				

RPI 1-25				RPI 26-50				RPI 51-100				RPI 101+				Team's RPI: 106	
RPI	S	Opponent	Score	RPI	S	Opponent	Score	RPI	S	Opponent	Score	RPI	S	Opponent	Score		
				39	A	BYU	50 70	53	A	LSU	57 62	101	H	Idaho St.	60 56		
								93	A	Idaho	86 72	130	H	Chattanooga	68 65		
												138	A	Montana St.	84 73		
												138	H	Montana St.	66 79		
												142	A	Colorado	69 77		
												146	A	Montana	73 62		
												153	H	Portland St.	79 63		
												170	H	Denver	74 66		
												200	A	Eastern Wash.	67 62		
												211	H	SMU	58 57		
												232	H	Sacramento St.	82 69		
												234	A	San Francisco	68 63		
												243	H	Northern Ariz.	63 53		
												248	A	Colorado St.	53 47		
												249	A	Air Force	57 69		
												274	A	Southern Utah	71 44		
												305	H	Weber St.	54 55		
LAST 12 Division I GAMES:																	
				138	A	Montana St.	84 73	146	A	Montana	73 62						
				243	H	Northern Ariz.	63 53	200	A	Eastern Wash.	67 62						
				274	A	Southern Utah	71 44	93	A	Idaho	86 72						
				101	H	Idaho St.	60 56	153	H	Portland St.	79 63						
				305	H	Weber St.	54 55	232	H	Sacramento St.	82 69						
				138	H	Montana St.	66 79	39	A	BYU	50 70						

Non-Div I Games:

Northern Colo.

■ Loss,
 ■ Non-Conf,
 ■ S Site,
 ■ H Home
 ■ A Away
 N Neutral

Average RPI Win:	204	WON-LOST	WINNING	LAST 10	STRENGTH OF	OPP. STRENGTH	TEAM	ADJ.	CONF.	ADJ CONF.
Average RPI Loss:	66	RECORD	PCT. RANK	GAMES	SCHEDULE	OF SCHEDULE	RPI	RPI	RPI	RPI
DIV. I ONLY	13- 8	108	1- 0	104	98	98	98	7	7	
DIV. I NON-CONF.	8- 4	91	1- 0	240	121	111	111	8	8	
TOTALS	RPI 1-25	RPI 26-50	W-L RECORDS	RPI 51-100	RPI 101-150	RPI 150+				
13- 8	0- 3	0- 2	OVERALL	3- 1	1- 1	9- 1				
9- 2	0- 1	0- 1	HOME	3- 0	1- 0	5- 0				
2- 6	0- 2	0- 1	AWAY	0- 1	0- 1	2- 1				
2- 0	0- 0	0- 0	NEUTRAL	0- 0	0- 0	2- 0				
8- 4	0- 1	0- 1	NON-CONFERENCE	2- 0	0- 1	6- 1				
6- 0	0- 0	0- 0	HOME	2- 0	0- 0	4- 0				
0- 4	0- 1	0- 1	AWAY	0- 0	0- 1	0- 1				
2- 0	0- 0	0- 0	NEUTRAL	0- 0	0- 0	2- 0				
5- 4	0- 2	0- 1	CONFERENCE	1- 1	1- 0	3- 0				
3- 2	0- 1	0- 1	HOME	1- 0	1- 0	1- 0				
2- 2	0- 1	0- 0	AWAY	0- 1	0- 0	2- 0				
0- 0	0- 0	0- 0	NEUTRAL	0- 0	0- 0	0- 0				

RPI 1-25				RPI 26-50				RPI 51-100				Team's RPI: 98	RPI 101+			
RPI	S	Opponent	Score	RPI	S	Opponent	Score	RPI	S	Opponent	Score		RPI	S	Opponent	Score
11	A	Iowa St.	60 70	36	H	Ohio	53 69	55	H	Miami (OH)	82 71		141	H	Akron	70 59
23	H	Central Mich.	66 89	38	A	Indiana	73 91	76	H	Yale	89 80		146	A	Montana	70 86
24	A	Buffalo	64 93					82	H	UNI	70 59		162	A	Southern Ill.	73 82
								84	A	Kent St.	78 87		183	A	Eastern Mich.	68 65
													223	N	Western Ill.	86 61
													227	H	Brown	109 102
													237	A	Bowling Green	66 52
													237	H	Bowling Green	88 47
													245	N	Nevada	98 69
													286	H	Eastern Ill.	78 59
													319	H	North Dakota St.	81 63
													347	H	Chicago St.	114 52
LAST 12 Division I GAMES:																
245	N	Nevada	98 69	36	H	Ohio	53 69	141	H	Akron	70 59					
82	H	UNI	70 59	237	A	Bowling Green	66 52	23	H	Central Mich.	66 89					
11	A	Iowa St.	60 70	84	A	Kent St.	78 87	55	H	Miami (OH)	82 71					
237	H	Bowling Green	88 47													
183	A	Eastern Mich.	68 65													
24	A	Buffalo	64 93													

Non-Div I Games:

Northern Ill.

 Loss,
 Non-Conf,
 S Site,
 H Home
 A Away
N Neutral

Average RPI Win:	269	WON-LOST	WINNING	LAST 10	STRENGTH OF	OPP. STRENGTH	TEAM	ADJ.	CONF.	ADJ CONF.
Average RPI Loss:	135	RECORD	PCT. RANK	GAMES	SCHEDULE	OF SCHEDULE	RPI	RPI	RPI	RPI
DIV. I ONLY	6- 15	282	0- 1	187	186	277	277	20	20	
DIV. I NON-CONF.	0- 9	336	0- 0	77	155	300	300	17	17	
TOTALS	RPI 1-25	RPI 26-50	W-L RECORDS	RPI 51-100	RPI 101-150	RPI 150+				
6- 15	0- 1	0- 0	OVERALL	0- 6	1- 4	5- 4				
5- 4	0- 0	0- 0	HOME	0- 3	1- 0	4- 1				
1- 8	0- 1	0- 0	AWAY	0- 3	0- 2	1- 2				
0- 3	0- 0	0- 0	NEUTRAL	0- 0	0- 2	0- 1				
0- 9	0- 1	0- 0	NON-CONFERENCE	0- 3	0- 2	0- 3				
0- 2	0- 0	0- 0	HOME	0- 1	0- 0	0- 1				
0- 4	0- 1	0- 0	AWAY	0- 2	0- 0	0- 1				
0- 3	0- 0	0- 0	NEUTRAL	0- 0	0- 2	0- 1				
6- 6	0- 0	0- 0	CONFERENCE	0- 3	1- 2	5- 1				
5- 2	0- 0	0- 0	HOME	0- 2	1- 0	4- 0				
1- 4	0- 0	0- 0	AWAY	0- 1	0- 2	1- 1				
0- 0	0- 0	0- 0	NEUTRAL	0- 0	0- 0	0- 0				

RPI 1-25				RPI 26-50				RPI 51-100				RPI 101+ Team's RPI: 277			
RPI	S	Opponent	Score	RPI	S	Opponent	Score	RPI	S	Opponent	Score	RPI	S	Opponent	Score
3	A	Louisville	59 92					71	H	Belmont	53 71	124	A	IUPUI	48 70
								72	A	Green Bay	42 70	124	H	IUPUI	60 57
								72	H	Green Bay	61 81	131	A	Youngstown St.	66 77
								78	H	Wright St.	55 61	133	N	Pepperdine	46 51
								84	A	Kent St.	61 62	141	N	Akron	60 77
								96	A	Providence	43 48	187	H	Milwaukee	55 54
												191	H	Illinois St.	53 58
												268	A	Cleveland St.	47 76
												275	A	Austin Peay	48 52
												280	N	La Salle	56 74
												306	H	Oakland	72 50
												330	H	Detroit Mercy	68 56
												333	A	UIC	67 49
												333	H	UIC	78 44
LAST 12 Division I GAMES:															
72	A	Green Bay	42 70	268	A	Cleveland St.	47 76								
333	H	UIC	78 44	78	H	Wright St.	55 61								
124	H	IUPUI	60 57	72	H	Green Bay	61 81								
306	H	Oakland	72 50	187	H	Milwaukee	55 54								
330	H	Detroit Mercy	68 56	124	A	IUPUI	48 70								
131	A	Youngstown St.	66 77	333	A	UIC	67 49								

Non-Div I Games: Alderson Broadus 73 32

Northern Ky.

■ Loss,
 ■ Non-Conf,
 ■ S Site,
 ■ H Home
 ■ A Away
 N Neutral

Northwestern

Through Games Of Feb. 8, 2019

Average RPI Win:	159	WON-LOST	WINNING	LAST 10	STRENGTH OF	OPP. STRENGTH	TEAM	ADJ.	CONF.	ADJ CONF.
Average RPI Loss:	60	RECORD	PCT. RANK	GAMES	SCHEDULE	OF SCHEDULE	RPI	RPI	RPI	RPI
DIV. I ONLY	14- 9	114	0- 1	72	43	80	80	4	4	
DIV. I NON-CONF.	7- 4	109	0- 1	190	49	140	140	6	6	
TOTALS	RPI 1-25	RPI 26-50	W-L RECORDS	RPI 51-100	RPI 101-150	RPI 150+				
14- 9	1- 3	1- 2	OVERALL	3- 1	2- 3	7- 0				
8- 4	1- 1	0- 1	HOME	2- 0	1- 2	4- 0				
5- 4	0- 2	1- 1	AWAY	1- 1	1- 0	2- 0				
1- 1	0- 0	0- 0	NEUTRAL	0- 0	0- 1	1- 0				
7- 4	0- 1	0- 1	NON-CONFERENCE	2- 0	1- 2	4- 0				
4- 2	0- 1	0- 0	HOME	1- 0	1- 1	2- 0				
2- 1	0- 0	0- 1	AWAY	1- 0	0- 0	1- 0				
1- 1	0- 0	0- 0	NEUTRAL	0- 0	0- 1	1- 0				
7- 5	1- 2	1- 1	CONFERENCE	1- 1	1- 1	3- 0				
4- 2	1- 0	0- 1	HOME	1- 0	0- 1	2- 0				
3- 3	0- 2	1- 0	AWAY	0- 1	1- 0	1- 0				
0- 0	0- 0	0- 0	NEUTRAL	0- 0	0- 0	0- 0				

RPI 1-25				RPI 26-50				RPI 51-100 Team's RPI: 80				RPI 101+			
RPI	S	Opponent	Score	RPI	S	Opponent	Score	RPI	S	Opponent	Score	RPI	S	Opponent	Score
9	H	Marquette	57 76	35	A	DePaul	60 76	60	A	Michigan	78 79	104	A	Nebraska	58 54
15	A	Rutgers	41 45	38	A	Indiana	75 69	63	H	Duke	84 58	110	N	Kansas	57 66
19	A	Maryland	57 72	44	H	Purdue	54 57	72	A	Green Bay	57 55	117	H	Minnesota	54 61
25	H	Michigan St.	70 62					99	H	Ohio St.	76 59	127	H	UT Martin	90 64
												129	H	Pittsburgh	49 52
												180	H	Wisconsin	72 46
												185	A	Illinois	64 56
												185	H	Illinois	68 45
												205	A	Florida	83 74
												256	N	Wichita St.	65 43
												333	H	UIC	87 44
												347	H	Chicago St.	97 35
LAST 12 Division I GAMES:															
110	N	Kansas	57 66	180	H	Wisconsin	72 46								
19	A	Maryland	57 72	38	A	Indiana	75 69								
99	H	Ohio St.	76 59	44	H	Purdue	54 57								
117	H	Minnesota	54 61	60	A	Michigan	78 79								
185	A	Illinois	64 56	25	H	Michigan St.	70 62								
104	A	Nebraska	58 54	185	H	Illinois	68 45								

Non-Div I Games:

Northwestern

■ Loss,
 ■ Non-Conf, S Site,
 ■ Home
 ■ Away
 N Neutral

Average RPI Win:	313	WON-LOST	WINNING	LAST 10	STRENGTH OF	OPP. STRENGTH	TEAM	ADJ.	CONF.	ADJ CONF.
Average RPI Loss:	192	RECORD	PCT. RANK	GAMES	SCHEDULE	OF SCHEDULE	RPI	RPI	RPI	RPI
DIV. I ONLY	3- 14	324	0- 0	319	272	341	341	25	25	
DIV. I NON-CONF.	1- 6	318	0- 0	299	103	338	338	23	23	
TOTALS	RPI 1-25	RPI 26-50	W-L RECORDS	RPI 51-100	RPI 101-150	RPI 150+				
3- 14	0- 0	0- 1	OVERALL	0- 2	0- 1	3- 10				
3- 3	0- 0	0- 0	HOME	0- 0	0- 0	3- 3				
0- 11	0- 0	0- 1	AWAY	0- 2	0- 1	0- 7				
0- 0	0- 0	0- 0	NEUTRAL	0- 0	0- 0	0- 0				
1- 6	0- 0	0- 1	NON-CONFERENCE	0- 1	0- 1	1- 3				
1- 1	0- 0	0- 0	HOME	0- 0	0- 0	1- 1				
0- 5	0- 0	0- 1	AWAY	0- 1	0- 1	0- 2				
0- 0	0- 0	0- 0	NEUTRAL	0- 0	0- 0	0- 0				
2- 8	0- 0	0- 0	CONFERENCE	0- 1	0- 0	2- 7				
2- 2	0- 0	0- 0	HOME	0- 0	0- 0	2- 2				
0- 6	0- 0	0- 0	AWAY	0- 1	0- 0	0- 5				
0- 0	0- 0	0- 0	NEUTRAL	0- 0	0- 0	0- 0				

RPI 1-25				RPI 26-50				RPI 51-100				RPI 101+				Team's RPI: 341	
RPI	S	Opponent	Score	RPI	S	Opponent	Score	RPI	S	Opponent	Score	RPI	S	Opponent	Score		
				31	A	Texas	66 104	69	A	SFA	56 84	128	A	Alabama	73 87		
								73	A	Arkansas	53 98	151	A	Oklahoma	56 93		
												159	H	Abilene Christian	63 72		
												184	A	Nicholls St.	86 97		
												186	A	Southern Miss.	54 69		
												201	A	Sam Houston St.	55 66		
												263	A	A&M-Corpus Christi	55 79		
												267	H	Southeastern La.	58 47		
												293	A	Central Ark.	52 74		
												311	H	La.-Monroe	55 63		
												318	A	New Orleans	73 84		
												318	H	New Orleans	62 67		
												321	H	McNeese	82 63		
												350	H	Alcorn	78 65		
LAST 12 Division I GAMES:																	
				318	A	New Orleans	73 84	69	A	SFA	56 84						
				293	A	Central Ark.	52 74	263	A	A&M-Corpus Christi	55 79						
				318	H	New Orleans	62 67	321	H	McNeese	82 63						
				267	H	Southeastern La.	58 47	184	A	Nicholls St.	86 97						
				201	A	Sam Houston St.	55 66	31	A	Texas	66 104						
				159	H	Abilene Christian	63 72	128	A	Alabama	73 87						

Non-Div I Games: Loyola (LA) 71 66 Central Baptist 82 56 LeTourneau 100 40 Centenary (LA) 94 51 Northwestern St.

Average RPI Win:	71	WON-LOST	WINNING	LAST 10	STRENGTH OF	OPP. STRENGTH	TEAM	ADJ.	CONF.	ADJ CONF.
Average RPI Loss:	18	RECORD	PCT. RANK	GAMES	SCHEDULE	OF SCHEDULE	RPI	RPI	RPI	RPI
DIV. I ONLY	21- 3	10	1- 0	1	2	1	1	1	1	1
DIV. I NON-CONF.	13- 1	9	1- 0	1	12	1	1	1	1	1
TOTALS	RPI 1-25	RPI 26-50	W-L RECORDS	RPI 51-100	RPI 101-150	RPI 150+				
21- 3	5- 2	5- 1	OVERALL	5- 0	5- 0	1- 0				
11- 1	2- 1	1- 0	HOME	2- 0	5- 0	1- 0				
7- 2	1- 1	3- 1	AWAY	3- 0	0- 0	0- 0				
3- 0	2- 0	1- 0	NEUTRAL	0- 0	0- 0	0- 0				
13- 1	4- 1	2- 0	NON-CONFERENCE	4- 0	2- 0	1- 0				
6- 1	1- 1	0- 0	HOME	2- 0	2- 0	1- 0				
4- 0	1- 0	1- 0	AWAY	2- 0	0- 0	0- 0				
3- 0	2- 0	1- 0	NEUTRAL	0- 0	0- 0	0- 0				
8- 2	1- 1	3- 1	CONFERENCE	1- 0	3- 0	0- 0				
5- 0	1- 0	1- 0	HOME	0- 0	3- 0	0- 0				
3- 2	0- 1	2- 1	AWAY	1- 0	0- 0	0- 0				
0- 0	0- 0	0- 0	NEUTRAL	0- 0	0- 0	0- 0				

RPI	S	Opponent	Score	RPI	S	Opponent	Score	RPI	S	Opponent	Score	RPI	S	Opponent	Score
3	H	Louisville	82 68	28	A	North Carolina	73 78	61	A	Virginia Tech	80 51	107	H	Wake Forest	78 48
6	H	UConn	71 89	32	N	Oregon St.	91 81	62	A	Tennessee	77 62	108	H	Boston College	92 63
9	A	Marquette	87 63	35	A	DePaul	101 77	79	H	Penn	75 55	121	H	Western Ky.	94 53
12	H	Iowa	105 71	46	A	Clemson	101 63	85	H	Harvard	103 58	129	H	Pittsburgh	100 44
13	N	Gonzaga	81 65	50	A	Georgia Tech	76 55	86	A	Toledo	72 56	139	H	Lehigh	95 68
21	A	Miami (FL)	65 72	50	H	Georgia Tech	90 50					244	H	Binghamton	103 53
22	N	Drake	82 64												
LAST 12 Division I GAMES:															
32	N	Oregon St.	91 81	62	A	Tennessee	77 62								
22	N	Drake	82 64	108	H	Boston College	92 63								
21	A	Miami (FL)	65 72	61	A	Virginia Tech	80 51								
50	H	Georgia Tech	90 50	107	H	Wake Forest	78 48								
46	A	Clemson	101 63	3	H	Louisville	82 68								
28	A	North Carolina	73 78	50	A	Georgia Tech	76 55								

Non-Div I Games:

Notre Dame

Average RPI Win:	308	WON-LOST	WINNING	LAST 10	STRENGTH OF	OPP. STRENGTH	TEAM	ADJ.	CONF.	ADJ CONF.
Average RPI Loss:	143	RECORD	PCT. RANK	GAMES	SCHEDULE	OF SCHEDULE	RPI	RPI	RPI	RPI
DIV. I ONLY	2- 18	337	0- 1	126	198	306	306	20	20	
DIV. I NON-CONF.	1- 8	322	0- 0	25	115	233	233	17	17	
TOTALS	RPI 1-25	RPI 26-50	W-L RECORDS	RPI 51-100	RPI 101-150	RPI 150+				
2- 18	0- 2	0- 1	OVERALL	0- 4	0- 5	2- 6				
2- 7	0- 1	0- 1	HOME	0- 2	0- 1	2- 2				
0- 10	0- 1	0- 0	AWAY	0- 2	0- 3	0- 4				
0- 1	0- 0	0- 0	NEUTRAL	0- 0	0- 1	0- 0				
1- 8	0- 2	0- 1	NON-CONFERENCE	0- 2	0- 2	1- 1				
1- 3	0- 1	0- 1	HOME	0- 1	0- 0	1- 0				
0- 4	0- 1	0- 0	AWAY	0- 1	0- 1	0- 1				
0- 1	0- 0	0- 0	NEUTRAL	0- 0	0- 1	0- 0				
1- 10	0- 0	0- 0	CONFERENCE	0- 2	0- 3	1- 5				
1- 4	0- 0	0- 0	HOME	0- 1	0- 1	1- 2				
0- 6	0- 0	0- 0	AWAY	0- 1	0- 2	0- 3				
0- 0	0- 0	0- 0	NEUTRAL	0- 0	0- 0	0- 0				

RPI 1-25				RPI 26-50				RPI 51-100				RPI 101+ Team's RPI: 306			
RPI	S	Opponent	Score	RPI	S	Opponent	Score	RPI	S	Opponent	Score	RPI	S	Opponent	Score
23	A	Central Mich.	61 104	38	H	Indiana	32 59	60	H	Michigan	59 85	124	A	IUPUI	53 82
25	H	Michigan St.	58 102					72	H	Green Bay	53 77	131	A	Youngstown St.	61 76
								78	A	Wright St.	58 69	131	H	Youngstown St.	55 69
								84	A	Kent St.	65 75	141	N	Akron	65 85
												145	A	Bradley	64 73
												187	H	Milwaukee	52 79
												191	A	Illinois St.	56 62
												268	A	Cleveland St.	90 98
												268	H	Cleveland St.	62 64
												277	A	Northern Ky.	50 72
												285	H	Canisius	71 60
												330	H	Detroit Mercy	74 67
												333	A	UIC	65 69
LAST 12 Division I GAMES:															
268	A	Cleveland St.	90 98	124	A	IUPUI	53 82								
131	A	Youngstown St.	61 76	333	A	UIC	65 69								
277	A	Northern Ky.	50 72	330	H	Detroit Mercy	74 67								
78	A	Wright St.	58 69	131	H	Youngstown St.	55 69								
72	H	Green Bay	53 77	268	H	Cleveland St.	62 64								
187	H	Milwaukee	52 79	60	H	Michigan	59 85								

Non-Div I Games: Grace Bible (MI) 94 48 Rochester College 64 46

Oakland

Loss, Non-Conf, S Site, H Home A Away N Neutral

Average RPI Win:	167	WON-LOST	WINNING	LAST 10	STRENGTH OF	OPP. STRENGTH	TEAM	ADJ.	CONF.	ADJ CONF.
Average RPI Loss:	39	RECORD	PCT. RANK	GAMES	SCHEDULE	OF SCHEDULE	RPI	RPI	RPI	RPI
DIV. I ONLY	19- 2	9	1- 0	155	80	36	36	7	7	
DIV. I NON-CONF.	11- 0	1	0- 0	270	108	36	36	8	8	
TOTALS	RPI 1-25	RPI 26-50	W-L RECORDS	RPI 51-100	RPI 101-150	RPI 150+				
19- 2	1- 1	1- 0	OVERALL	4- 1	3- 0	10- 0				
10- 2	0- 1	1- 0	HOME	1- 1	2- 0	6- 0				
7- 0	1- 0	0- 0	AWAY	2- 0	1- 0	3- 0				
2- 0	0- 0	0- 0	NEUTRAL	1- 0	0- 0	1- 0				
11- 0	0- 0	1- 0	NON-CONFERENCE	2- 0	2- 0	6- 0				
6- 0	0- 0	1- 0	HOME	0- 0	1- 0	4- 0				
3- 0	0- 0	0- 0	AWAY	1- 0	1- 0	1- 0				
2- 0	0- 0	0- 0	NEUTRAL	1- 0	0- 0	1- 0				
8- 2	1- 1	0- 0	CONFERENCE	2- 1	1- 0	4- 0				
4- 2	0- 1	0- 0	HOME	1- 1	1- 0	2- 0				
4- 0	1- 0	0- 0	AWAY	1- 0	0- 0	2- 0				
0- 0	0- 0	0- 0	NEUTRAL	0- 0	0- 0	0- 0				

RPI	S	Opponent	Score	RPI	S	Opponent	Score	Team's RPI: 36	RPI	S	Opponent	Score	RPI	S	Opponent	Score
23	H	Central Mich.	70 88	44	H	Purdue	80 73		55	H	Miami (OH)	61 67	119	H	UNCW	95 72
24	A	Buffalo	74 71						59	N	Lamar University	87 62	124	A	IUPUI	73 66
									84	H	Kent St.	83 81	141	H	Akron	92 70
									94	A	American	77 67	176	A	Ball St.	90 75
									98	A	Northern Ill.	69 53	176	H	Ball St.	94 62
													183	H	Eastern Mich.	85 44
													206	N	St. Bonaventure	70 53
													237	A	Bowling Green	82 79
													244	H	Binghamton	86 49
													260	A	Richmond	109 58
													268	H	Cleveland St.	72 54
													315	H	Coppin St.	87 62
													317	H	Eastern Ky.	100 60
LAST 12 Division I GAMES:																
141	H	Akron	92 70	84	H	Kent St.	83 81									
176	H	Ball St.	94 62	176	A	Ball St.	90 75									
55	H	Miami (OH)	61 67	23	H	Central Mich.	70 88									
237	A	Bowling Green	82 79	24	A	Buffalo	74 71									
98	A	Northern Ill.	69 53	94	A	American	77 67									
183	H	Eastern Mich.	85 44	260	A	Richmond	109 58									

Non-Div I Games:

Ohio

Average RPI Win:	126	WON-LOST	WINNING	LAST 10	STRENGTH OF	OPP. STRENGTH	TEAM	ADJ.	CONF.	ADJ CONF.
Average RPI Loss:	65	RECORD	PCT. RANK	GAMES	SCHEDULE	OF SCHEDULE	RPI	RPI	RPI	RPI
DIV. I ONLY	10- 11	179	1- 0	39	15	99	99	4	4	
DIV. I NON-CONF.	4- 5	190	0- 0	120	8	187	187	6	6	
TOTALS	RPI 1-25	RPI 26-50	W-L RECORDS	RPI 51-100	RPI 101-150	RPI 150+				
10- 11	1- 3	2- 2	OVERALL	1- 3	3- 3	3- 0				
8- 3	1- 1	2- 0	HOME	1- 0	1- 2	3- 0				
2- 6	0- 2	0- 1	AWAY	0- 2	2- 1	0- 0				
0- 2	0- 0	0- 1	NEUTRAL	0- 1	0- 0	0- 0				
4- 5	0- 1	1- 1	NON-CONFERENCE	1- 1	0- 2	2- 0				
4- 1	0- 0	1- 0	HOME	1- 0	0- 1	2- 0				
0- 2	0- 1	0- 0	AWAY	0- 0	0- 1	0- 0				
0- 2	0- 0	0- 1	NEUTRAL	0- 1	0- 0	0- 0				
6- 6	1- 2	1- 1	CONFERENCE	0- 2	3- 1	1- 0				
4- 2	1- 1	1- 0	HOME	0- 0	1- 1	1- 0				
2- 4	0- 1	0- 1	AWAY	0- 2	2- 0	0- 0				
0- 0	0- 0	0- 0	NEUTRAL	0- 0	0- 0	0- 0				

RPI 1-25				RPI 26-50				RPI 51-100				Team's RPI: 99				RPI 101+			
RPI	S	Opponent	Score	RPI	S	Opponent	Score	RPI	S	Opponent	Score	RPI	S	Opponent	Score	RPI	S	Opponent	Score
6	A	UConn	53 85	28	H	North Carolina	76 69	60	A	Michigan	58 62	104	H	Nebraska	69 78				
19	A	Maryland	69 75	38	H	Indiana	55 50	61	N	Virginia Tech	73 81	117	A	Minnesota	65 55				
19	H	Maryland	57 70	44	A	Purdue	42 60	80	A	Northwestern	59 76	123	A	Penn St.	76 71				
25	H	Michigan St.	65 55	45	N	Butler	53 66	88	H	Cincinnati	69 56	123	H	Penn St.	78 73				
																135	H	South Fla.	47 71
																140	A	Washington	59 69
																185	H	Illinois	78 70
																205	H	Florida	46 41
																330	H	Detroit Mercy	55 41
LAST 12 Division I GAMES:																			
123	H	Penn St.	78 73	123	A	Penn St.	76 71												
80	A	Northwestern	59 76	25	H	Michigan St.	65 55												
185	H	Illinois	78 70	38	H	Indiana	55 50												
117	A	Minnesota	65 55	19	A	Maryland	69 75												
19	H	Maryland	57 70	104	H	Nebraska	69 78												
60	A	Michigan	58 62	44	A	Purdue	42 60												

Non-Div I Games:

Ohio St.

Loss, Non-Conf, S Site, H Home A Away N Neutral

Oklahoma

Through Games Of Feb. 8, 2019

Average RPI Win:	223	WON-LOST	WINNING	LAST 10	STRENGTH OF	OPP. STRENGTH	TEAM	ADJ.	CONF.	ADJ CONF.
Average RPI Loss:	57	RECORD	PCT. RANK	GAMES	SCHEDULE	OF SCHEDULE	RPI	RPI	RPI	RPI
DIV. I ONLY	5- 16	304	0- 1	11	49	151	151	3	3	
DIV. I NON-CONF.	4- 7	228	0- 1	40	107	161	161	3	3	
TOTALS	RPI 1-25	RPI 26-50	W-L RECORDS	RPI 51-100	RPI 101-150	RPI 150+				
5- 16	0- 3	0- 5	OVERALL	0- 5	2- 3	3- 0				
4- 5	0- 2	0- 2	HOME	0- 1	2- 0	2- 0				
1- 9	0- 1	0- 2	AWAY	0- 4	0- 2	1- 0				
0- 2	0- 0	0- 1	NEUTRAL	0- 0	0- 1	0- 0				
4- 7	0- 1	0- 2	NON-CONFERENCE	0- 2	1- 2	3- 0				
3- 2	0- 1	0- 1	HOME	0- 0	1- 0	2- 0				
1- 3	0- 0	0- 0	AWAY	0- 2	0- 1	1- 0				
0- 2	0- 0	0- 1	NEUTRAL	0- 0	0- 1	0- 0				
1- 9	0- 2	0- 3	CONFERENCE	0- 3	1- 1	0- 0				
1- 3	0- 1	0- 1	HOME	0- 1	1- 0	0- 0				
0- 6	0- 1	0- 2	AWAY	0- 2	0- 1	0- 0				
0- 0	0- 0	0- 0	NEUTRAL	0- 0	0- 0	0- 0				

RPI S	Opponent	Score	RPI S	Opponent	Score	RPI S	Opponent	Score	RPI S	Opponent	Score	Team's RPI: 151
2	H Baylor	53 74	31	A Texas	63 73	52	A New Mexico	80 84	110	A Kansas	79 88	
6	H UConn	63 72	31	H Texas	67 76	54	A Kansas St.	56 86	121	H Western Ky.	90 83	
11	A Iowa St.	78 104	35	H DePaul	76 87	65	A Auburn	79 95	126	N UAB	84 89	
			46	N Clemson	62 74	66	H West Virginia	55 66	135	A South Fla.	70 87	
			48	A TCU	71 86	87	A Oklahoma St.	74 84	147	H Texas Tech	66 61	
									211	A SMU	77 61	
									293	H Central Ark.	65 52	
									341	H Northwestern St.	93 56	
LAST 12 Division I GAMES:												
46	N Clemson	62 74	11	A Iowa St.	78 104							
87	A Oklahoma St.	74 84	66	H West Virginia	55 66							
31	H Texas	67 76	31	A Texas	63 73							
110	A Kansas	79 88	54	A Kansas St.	56 86							
2	H Baylor	53 74	147	H Texas Tech	66 61							
48	A TCU	71 86	211	A SMU	77 61							

Non-Div I Games:

Oklahoma

■ Loss,
■ Non-Conf, S Site,
■ Home
■ Away
N Neutral

Average RPI Win:	184	WON-LOST	WINNING	LAST 10	STRENGTH OF	OPP. STRENGTH	TEAM	ADJ.	CONF.	ADJ CONF.
Average RPI Loss:	40	RECORD	PCT. RANK	GAMES	SCHEDULE	OF SCHEDULE	RPI	RPI	RPI	RPI
DIV. I ONLY	13- 8	108	1- 0	67	60	87	87	3	3	
DIV. I NON-CONF.	9- 2	43	0- 0	256	162	103	103	3	3	
TOTALS	RPI 1-25	RPI 26-50	W-L RECORDS	RPI 51-100	RPI 101-150	RPI 150+				
13- 8	0- 2	1- 3	OVERALL	0- 3	2- 0	10- 0				
11- 3	0- 2	1- 0	HOME	0- 1	1- 0	9- 0				
2- 5	0- 0	0- 3	AWAY	0- 2	1- 0	1- 0				
0- 0	0- 0	0- 0	NEUTRAL	0- 0	0- 0	0- 0				
9- 2	0- 0	0- 1	NON-CONFERENCE	0- 1	0- 0	9- 0				
8- 1	0- 0	0- 0	HOME	0- 1	0- 0	8- 0				
1- 1	0- 0	0- 1	AWAY	0- 0	0- 0	1- 0				
0- 0	0- 0	0- 0	NEUTRAL	0- 0	0- 0	0- 0				
4- 6	0- 2	1- 2	CONFERENCE	0- 2	2- 0	1- 0				
3- 2	0- 2	1- 0	HOME	0- 0	1- 0	1- 0				
1- 4	0- 0	0- 2	AWAY	0- 2	1- 0	0- 0				
0- 0	0- 0	0- 0	NEUTRAL	0- 0	0- 0	0- 0				

RPI 1-25				RPI 26-50				RPI 51-100				Team's RPI: 87	RPI 101+			
RPI	S	Opponent	Score	RPI	S	Opponent	Score	RPI	S	Opponent	Score		RPI	S	Opponent	Score
2	H	Baylor	58 66	31	A	Texas	51 60	54	A	Kansas St.	48 59		110	A	Kansas	72 62
11	H	Iowa St.	71 84	43	A	UCLA	59 71	62	H	Tennessee	63 76		147	H	Texas Tech	65 57
				48	A	TCU	55 69	66	A	West Virginia	58 67		151	H	Oklahoma	84 74
				48	H	TCU	75 71						166	H	Arkansas St.	62 60
													168	H	UC Riverside	76 51
													174	H	Texas St.	66 55
													179	H	Oral Roberts	89 69
													193	H	Prairie View	70 50
													203	H	Grambling	86 40
													256	A	Wichita St.	60 47
													262	H	Samford	82 62
													335	H	Houston Baptist	77 44
LAST 12 Division I GAMES:																
151	H	Oklahoma	84 74	147	H	Texas Tech	65 57									
48	A	TCU	55 69	66	A	West Virginia	58 67									
2	H	Baylor	58 66	48	H	TCU	75 71									
11	H	Iowa St.	71 84	31	A	Texas	51 60									
54	A	Kansas St.	48 59	203	H	Grambling	86 40									
110	A	Kansas	72 62	179	H	Oral Roberts	89 69									

Non-Div I Games:

Oklahoma St.

Average RPI Win:	213	WON-LOST	WINNING	LAST 10	STRENGTH OF	OPP. STRENGTH	TEAM	ADJ.	CONF.	ADJ CONF.
Average RPI Loss:	93	RECORD	PCT. RANK	GAMES	SCHEDULE	OF SCHEDULE	RPI	RPI	RPI	RPI
DIV. I ONLY	16- 7	76	0- 1	117	176	74	74	14	14	
DIV. I NON-CONF.	9- 3	61	0- 1	43	206	39	39	19	19	
TOTALS	RPI 1-25	RPI 26-50	W-L RECORDS	RPI 51-100	RPI 101-150	RPI 150+				
16- 7	0- 1	0- 2	OVERALL	1- 1	3- 2	12- 1				
8- 2	0- 0	0- 0	HOME	0- 1	1- 1	7- 0				
6- 4	0- 1	0- 1	AWAY	1- 0	1- 1	4- 1				
2- 1	0- 0	0- 1	NEUTRAL	0- 0	1- 0	1- 0				
9- 3	0- 1	0- 1	NON-CONFERENCE	1- 1	3- 0	5- 0				
4- 1	0- 0	0- 0	HOME	0- 1	1- 0	3- 0				
3- 1	0- 1	0- 0	AWAY	1- 0	1- 0	1- 0				
2- 1	0- 0	0- 1	NEUTRAL	0- 0	1- 0	1- 0				
7- 4	0- 0	0- 1	CONFERENCE	0- 0	0- 2	7- 1				
4- 1	0- 0	0- 0	HOME	0- 0	0- 1	4- 0				
3- 3	0- 0	0- 1	AWAY	0- 0	0- 1	3- 1				
0- 0	0- 0	0- 0	NEUTRAL	0- 0	0- 0	0- 0				

RPI 1-25				RPI 26-50				RPI 51-100				Team's RPI: 74	RPI 101+			
RPI	S	Opponent	Score	RPI	S	Opponent	Score	RPI	S	Opponent	Score		RPI	S	Opponent	Score
10	A	NC State	56 85	34	A	Rice	42 48	88	A	Cincinnati	76 72		113	H	VCU	60 57
				47	N	Saint Mary's (CA)	65 83	97	H	Virginia	67 73		121	A	Western Ky.	60 75
													126	H	UAB	61 69
													136	A	Tulane	56 48
													150	N	Tennessee Tech	80 73
													154	A	Louisiana Tech	70 59
													165	H	William & Mary	83 69
													182	A	North Texas	72 71
													186	A	Southern Miss.	53 50
													218	A	Marshall	48 57
													226	N	Jacksonville	78 76
													251	A	Campbell	83 59
													269	H	UTEP	78 59
													273	H	Norfolk St.	69 53
													287	H	UTSA	72 47
													294	H	Fla. Atlantic	87 53
													315	H	Coppin St.	81 51
													316	H	FIU	95 68
LAST 12 Division I GAMES:																
				47	N	Saint Mary's (CA)	65 83	186	A	Southern Miss.	53 50					
				126	H	UAB	61 69	154	A	Louisiana Tech	70 59					
				34	A	Rice	42 48	316	H	FIU	95 68					
				182	A	North Texas	72 71	294	H	Fla. Atlantic	87 53					
				287	H	UTSA	72 47	121	A	Western Ky.	60 75					
				269	H	UTEP	78 59	218	A	Marshall	48 57					

Non-Div I Games:

Old Dominion

■ Loss,
 ■ Non-Conf,
 ■ S Site,
 ■ H Home
 ■ A Away
 N Neutral

Average RPI Win:	231	WON-LOST	WINNING	LAST 10	STRENGTH OF	OPP. STRENGTH	TEAM	ADJ.	CONF.	ADJ CONF.
Average RPI Loss:	78	RECORD	PCT. RANK	GAMES	SCHEDULE	OF SCHEDULE	RPI	RPI	RPI	RPI
DIV. I ONLY	8- 16	256	0- 1	65	84	196	196	5	5	
DIV. I NON-CONF.	6- 8	199	0- 0	160	229	255	255	5	5	
TOTALS	RPI 1-25	RPI 26-50	W-L RECORDS	RPI 51-100	RPI 101-150	RPI 150+				
8- 16	0- 4	1- 3	OVERALL	0- 4	0- 2	7- 3				
7- 8	0- 1	0- 1	HOME	0- 4	0- 1	7- 1				
1- 5	0- 2	1- 1	AWAY	0- 0	0- 0	0- 2				
0- 3	0- 1	0- 1	NEUTRAL	0- 0	0- 1	0- 0				
6- 8	0- 1	0- 2	NON-CONFERENCE	0- 1	0- 2	6- 2				
6- 4	0- 0	0- 1	HOME	0- 1	0- 1	6- 1				
0- 1	0- 0	0- 0	AWAY	0- 0	0- 0	0- 1				
0- 3	0- 1	0- 1	NEUTRAL	0- 0	0- 1	0- 0				
2- 8	0- 3	1- 1	CONFERENCE	0- 3	0- 0	1- 1				
1- 4	0- 1	0- 0	HOME	0- 3	0- 0	1- 0				
1- 4	0- 2	1- 1	AWAY	0- 0	0- 0	0- 1				
0- 0	0- 0	0- 0	NEUTRAL	0- 0	0- 0	0- 0				

RPI S	Opponent	Score	RPI S	Opponent	Score	RPI S	Opponent	Score	RPI S	Opponent	Score	Team's RPI: 196
6 N	UConn	50 90	26 A	Kentucky	55 49	53 H	LSU	41 55	118 N	St. John's (NY)	59 64	
7 A	Mississippi St.	49 80	29 A	Missouri	55 78	65 H	Auburn	51 64	124 H	IUPUI	58 66	
16 A	South Carolina	42 76	44 N	Purdue	59 70	73 H	Arkansas	55 85	154 A	Louisiana Tech	71 80	
20 H	Texas A&M	60 72	48 H	TCU	50 55	92 H	Troy	54 71	175 A	Vanderbilt	68 80	
									178 H	Temple	62 55	
									205 H	Florida	76 66	
									229 H	Jacksonville St.	49 60	
									255 H	Louisiana	79 57	
									273 H	Norfolk St.	60 42	
									281 H	Western Mich.	69 66	
									284 H	North Florida	82 69	
									348 H	Savannah St.	74 51	
LAST 12 Division I GAMES:												
16 A	South Carolina	42 76	26 A	Kentucky	55 49							
20 H	Texas A&M	60 72	53 H	LSU	41 55							
65 H	Auburn	51 64	73 H	Arkansas	55 85							
7 A	Mississippi St.	49 80	29 A	Missouri	55 78							
175 A	Vanderbilt	68 80	284 H	North Florida	82 69							
205 H	Florida	76 66	92 H	Troy	54 71							

Non-Div I Games:

Ole Miss

■ Loss,
■ Non-Conf,
■ S Site,
■ H Home
■ A Away
N Neutral

Average RPI Win:	322	WON-LOST	WINNING	LAST 10	STRENGTH OF	OPP. STRENGTH	TEAM	ADJ.	CONF.	ADJ CONF.
Average RPI Loss:	150	RECORD	PCT. RANK	GAMES	SCHEDULE	OF SCHEDULE	RPI	RPI	RPI	RPI
DIV. I ONLY	5- 16	304	1- 0	255	254	308	308	18	18	
DIV. I NON-CONF.	4- 7	228	1- 0	297	291	286	286	18	18	
TOTALS	RPI 1-25	RPI 26-50	W-L RECORDS	RPI 51-100	RPI 101-150	RPI 150+				
5- 16	0- 0	0- 3	OVERALL	0- 2	0- 4	5- 7				
3- 6	0- 0	0- 1	HOME	0- 0	0- 2	3- 3				
1- 9	0- 0	0- 2	AWAY	0- 2	0- 2	1- 3				
1- 1	0- 0	0- 0	NEUTRAL	0- 0	0- 0	1- 1				
4- 7	0- 0	0- 0	NON-CONFERENCE	0- 2	0- 4	4- 1				
2- 2	0- 0	0- 0	HOME	0- 0	0- 2	2- 0				
1- 4	0- 0	0- 0	AWAY	0- 2	0- 2	1- 0				
1- 1	0- 0	0- 0	NEUTRAL	0- 0	0- 0	1- 1				
1- 9	0- 0	0- 3	CONFERENCE	0- 0	0- 0	1- 6				
1- 4	0- 0	0- 1	HOME	0- 0	0- 0	1- 3				
0- 5	0- 0	0- 2	AWAY	0- 0	0- 0	0- 3				
0- 0	0- 0	0- 0	NEUTRAL	0- 0	0- 0	0- 0				

RPI 1-25				RPI 26-50				RPI 51-100				RPI 101+				Team's RPI: 308
RPI	S	Opponent	Score	RPI	S	Opponent	Score	RPI	S	Opponent	Score	RPI	S	Opponent	Score	
				27	A	South Dakota St.	47 81	54	A	Kansas St.	46 61	120	A	Creighton	51 66	
				37	A	South Dakota	33 78	82	A	UNI	50 79	138	A	Montana St.	56 59	
				37	H	South Dakota	49 80					143	H	CSUN	52 64	
												145	H	Bradley	60 80	
												170	H	Denver	68 95	
												179	H	Oral Roberts	56 71	
												223	A	Western Ill.	70 78	
												230	A	North Dakota	57 68	
												230	H	North Dakota	68 69	
												251	N	Campbell	52 65	
												276	H	CSU Bakersfield	53 46	
												319	H	North Dakota St.	78 61	
												330	A	Detroit Mercy	51 42	
												334	A	Purdue Fort Wayne	48 56	
												337	H	USC Upstate	96 69	
												349	N	Florida A&M	57 50	
LAST 12 Division I GAMES:																
349	N	Florida A&M	57 50	223	A	Western Ill.	70 78									
37	A	South Dakota	33 78	230	A	North Dakota	57 68									
230	H	North Dakota	68 69	319	H	North Dakota St.	78 61									
27	A	South Dakota St.	47 81	179	H	Oral Roberts	56 71									
334	A	Purdue Fort Wayne	48 56	170	H	Denver	68 95									
37	H	South Dakota	49 80	82	A	UNI	50 79									

Non-Div I Games: Peru St. 91 44 Graceland (IA) 81 39

Omaha

Loss, Non-Conf, S Site, H Home A Away N Neutral

Oral Roberts

Through Games Of Feb. 8, 2019

Average RPI Win:	263	WON-LOST	WINNING	LAST 10	STRENGTH OF	OPP. STRENGTH	TEAM	ADJ.	CONF.	ADJ CONF.
Average RPI Loss:	93	RECORD	PCT. RANK	GAMES	SCHEDULE	OF SCHEDULE	RPI	RPI	RPI	RPI
DIV. I ONLY	11- 11	159	1- 0	204	151	179	179	18	18	
DIV. I NON-CONF.	5- 6	177	0- 0	146	116	152	152	18	18	
TOTALS	RPI 1-25	RPI 26-50	W-L RECORDS	RPI 51-100	RPI 101-150	RPI 150+				
11- 11	0- 1	0- 3	OVERALL	0- 3	0- 1	11- 3				
6- 5	0- 0	0- 2	HOME	0- 1	0- 0	6- 2				
5- 6	0- 1	0- 1	AWAY	0- 2	0- 1	5- 1				
0- 0	0- 0	0- 0	NEUTRAL	0- 0	0- 0	0- 0				
5- 6	0- 1	0- 0	NON-CONFERENCE	0- 3	0- 1	5- 1				
2- 2	0- 0	0- 0	HOME	0- 1	0- 0	2- 1				
3- 4	0- 1	0- 0	AWAY	0- 2	0- 1	3- 0				
0- 0	0- 0	0- 0	NEUTRAL	0- 0	0- 0	0- 0				
6- 5	0- 0	0- 3	CONFERENCE	0- 0	0- 0	6- 2				
4- 3	0- 0	0- 2	HOME	0- 0	0- 0	4- 1				
2- 2	0- 0	0- 1	AWAY	0- 0	0- 0	2- 1				
0- 0	0- 0	0- 0	NEUTRAL	0- 0	0- 0	0- 0				

RPI 1-25				RPI 26-50				RPI 51-100				RPI 101+ Team's RPI: 179			
RPI	S	Opponent	Score	RPI	S	Opponent	Score	RPI	S	Opponent	Score	RPI	S	Opponent	Score
12	A	Iowa	77 90	27	A	South Dakota St.	55 68	73	A	Arkansas	61 74	110	A	Kansas	58 70
				27	H	South Dakota St.	65 74	87	A	Oklahoma St.	69 89	157	H	Tulsa	68 76
				37	H	South Dakota	72 76	95	H	UT Arlington	62 80	170	A	Denver	76 93
												170	H	Denver	74 66
												174	A	Texas St.	81 64
												201	A	Sam Houston St.	73 62
												220	H	UMKC	75 64
												223	H	Western Ill.	68 64
												230	H	North Dakota	67 75
												274	H	Southern Utah	64 59
												308	A	Omaha	71 56
												319	H	North Dakota St.	101 72
												334	A	Purdue Fort Wayne	72 61
												334	H	Purdue Fort Wayne	66 56
												335	A	Houston Baptist	74 56
LAST 12 Division I GAMES:															
170	H	Denver	74 66	27	A	South Dakota St.	55 68	334	A	Purdue Fort Wayne	72 61	223	H	Western Ill.	68 64
27	H	South Dakota St.	65 74	230	H	North Dakota	67 75	308	A	Omaha	71 56	87	A	Oklahoma St.	69 89
334	H	Purdue Fort Wayne	66 56												
319	H	North Dakota St.	101 72												
170	A	Denver	76 93												
37	H	South Dakota	72 76												

Non-Div I Games: Harris-Stowe 74 46 Cent. Christian (KS94 47

Oral Roberts

Loss, Non-Conf, S Site, H Home A Away N Neutral

Average RPI Win:	100	WON-LOST	WINNING	LAST 10	STRENGTH OF	OPP. STRENGTH	TEAM	ADJ.	CONF.	ADJ CONF.
Average RPI Loss:	25	RECORD	PCT. RANK	GAMES	SCHEDULE	OF SCHEDULE	RPI	RPI	RPI	RPI
DIV. I ONLY	21- 1	2	1- 0	24	6	5	5	2	2	
DIV. I NON-CONF.	10- 1	17	0- 0	16	39	5	5	2	2	
TOTALS	RPI 1-25	RPI 26-50	W-L RECORDS	RPI 51-100	RPI 101-150	RPI 150+				
21- 1	4- 1	6- 0	OVERALL	1- 0	5- 0	5- 0				
12- 0	4- 0	1- 0	HOME	1- 0	3- 0	3- 0				
8- 1	0- 1	5- 0	AWAY	0- 0	2- 0	1- 0				
1- 0	0- 0	0- 0	NEUTRAL	0- 0	0- 0	1- 0				
10- 1	3- 1	2- 0	NON-CONFERENCE	0- 0	0- 0	5- 0				
6- 0	3- 0	0- 0	HOME	0- 0	0- 0	3- 0				
3- 1	0- 1	2- 0	AWAY	0- 0	0- 0	1- 0				
1- 0	0- 0	0- 0	NEUTRAL	0- 0	0- 0	1- 0				
11- 0	1- 0	4- 0	CONFERENCE	1- 0	5- 0	0- 0				
6- 0	1- 0	1- 0	HOME	1- 0	3- 0	0- 0				
5- 0	0- 0	3- 0	AWAY	0- 0	2- 0	0- 0				
0- 0	0- 0	0- 0	NEUTRAL	0- 0	0- 0	0- 0				

RPI	S	Opponent	Score
7	H	Mississippi St.	82 74
8	H	Syracuse	75 73
17	H	Arizona St.	77 71
24	H	Buffalo	102 82
25	A	Michigan St.	82 88

RPI	S	Opponent	Score
27	A	South Dakota St.	87 79
30	A	California	105 82
40	H	Utah	87 65
42	A	Southern California	93 53
43	A	UCLA	72 52
47	A	Saint Mary's (CA)	79 55

RPI	S	Opponent	Score
68	H	Arizona	93 60

RPI	S	Opponent	Score
132	A	Washington St.	79 64
132	H	Washington St.	98 58
140	A	Washington	76 57
140	H	Washington	84 71
142	H	Colorado	102 43
168	N	UC Riverside	94 44
172	H	UC Irvine	115 69
204	A	Utah St.	88 58
249	H	Air Force	82 36
261	H	Long Beach St.	110 48

LAST 12 Division I GAMES:			
30	A	California	105 82
142	H	Colorado	102 43
40	H	Utah	87 65
140	A	Washington	76 57
132	A	Washington St.	79 64
68	H	Arizona	93 60
17	H	Arizona St.	77 71
43	A	UCLA	72 52
42	A	Southern California	93 53
132	H	Washington St.	98 58
140	H	Washington	84 71
172	H	UC Irvine	115 69

Non-Div I Games:	Alas. Fairbanks	115	36
------------------	-----------------	-----	----

Oregon

Loss, Non-Conf, S Site, H Home A Away N Neutral

Oregon St.				Through Games Of Feb. 9, 1919						
Average RPI Win:	144	WON-LOST	WINNING	LAST 10	STRENGTH OF	OPP. STRENGTH	TEAM	ADJ.	CONF.	ADJ CONF.
Average RPI Loss:	11	RECORD	PCT. RANK	GAMES	SCHEDULE	OF SCHEDULE	RPI	RPI	RPI	RPI
DIV. I ONLY	19- 4	20	0- 1	116	3	32	32	2	2	
DIV. I NON-CONF.	10- 2	37	0- 1	200	25	63	63	2	2	
TOTALS	RPI 1-25	RPI 26-50	W-L RECORDS	RPI 51-100	RPI 101-150	RPI 150+				
19- 4	1- 4	4- 0	OVERALL	2- 0	6- 0	6- 0				
12- 1	0- 1	2- 0	HOME	2- 0	3- 0	5- 0				
4- 1	0- 1	2- 0	AWAY	0- 0	2- 0	0- 0				
3- 2	1- 2	0- 0	NEUTRAL	0- 0	1- 0	1- 0				
10- 2	1- 2	1- 0	NON-CONFERENCE	1- 0	1- 0	6- 0				
7- 0	0- 0	1- 0	HOME	1- 0	0- 0	5- 0				
0- 0	0- 0	0- 0	AWAY	0- 0	0- 0	0- 0				
3- 2	1- 2	0- 0	NEUTRAL	0- 0	1- 0	1- 0				
9- 2	0- 2	3- 0	CONFERENCE	1- 0	5- 0	0- 0				
5- 1	0- 1	1- 0	HOME	1- 0	3- 0	0- 0				
4- 1	0- 1	2- 0	AWAY	0- 0	2- 0	0- 0				
0- 0	0- 0	0- 0	NEUTRAL	0- 0	0- 0	0- 0				

RPI 1-25				
RPI	S	Opponent	Score	
1	N	Notre Dame	81	91
4	A	Stanford	44	61
16	N	South Carolina	70	68
17	H	Arizona St.	76	79
20	N	Texas A&M	70	76

RPI 26-50			Team's RPI: 32	
RPI	S	Opponent	Score	
40	H	Utah	71	63
42	A	Southern California	76	52
43	A	UCLA	83	73
47	H	Saint Mary's (CA)	89	56

RPI 51-100			
RPI	S	Opponent	Score
63	H	Duke	71 57
68	H	Arizona	86 64

RPI 101+			
RPI	S	Opponent	Score
121	N	Western Ky.	74 60
132	A	Washington St.	52 35
132	H	Washington St.	76 69
140	A	Washington	86 39
140	H	Washington	78 67
142	H	Colorado	89 65
177	H	Santa Clara	82 31
200	N	Eastern Wash.	93 45
276	H	CSU Bakersfield	92 52
280	H	La Salle	100 46
323	H	Cal Poly	79 54
346	H	Ark.-Pine Bluff	89 33

LAST 12 Division I GAMES:									
1	N	Notre Dame	81	91	140	A	Washington	86	39
16	N	South Carolina	70	68	17	H	Arizona St.	76	79
4	A	Stanford	44	61	68	H	Arizona	86	64
40	H	Utah	71	63	42	A	Southern California	76	52
142	H	Colorado	89	65	43	A	UCLA	83	73
132	A	Washington St.	52	35	140	H	Washington	78	67

Non-Div I Games:

Oregon St.

Loss, Non-Conf, S Site, H Home A Away N Neutral

Average RPI Win:	206	WON-LOST	WINNING	LAST 10	STRENGTH OF	OPP. STRENGTH	TEAM	ADJ.	CONF.	ADJ CONF.
Average RPI Loss:	38	RECORD	PCT. RANK	GAMES	SCHEDULE	OF SCHEDULE	RPI	RPI	RPI	RPI
DIV. I ONLY	15- 7	82	1- 0	111	97	77	77	8	8	
DIV. I NON-CONF.	7- 3	83	0- 0	188	172	84	84	7	7	
<hr/>										
TOTALS	RPI 1-25	RPI 26-50	W-L RECORDS	RPI 51-100	RPI 101-150	RPI 150+				
15- 7	0- 3	1- 2	OVERALL	2- 2	1- 0	11- 0				
8- 3	0- 1	1- 1	HOME	1- 1	1- 0	5- 0				
7- 3	0- 2	0- 0	AWAY	1- 1	0- 0	6- 0				
0- 1	0- 0	0- 1	NEUTRAL	0- 0	0- 0	0- 0				
7- 3	0- 1	0- 1	NON-CONFERENCE	2- 1	0- 0	5- 0				
4- 0	0- 0	0- 0	HOME	1- 0	0- 0	3- 0				
3- 2	0- 1	0- 0	AWAY	1- 1	0- 0	2- 0				
0- 1	0- 0	0- 1	NEUTRAL	0- 0	0- 0	0- 0				
8- 4	0- 2	1- 1	CONFERENCE	0- 1	1- 0	6- 0				
4- 3	0- 1	1- 1	HOME	0- 1	1- 0	2- 0				
4- 1	0- 1	0- 0	AWAY	0- 0	0- 0	4- 0				
0- 0	0- 0	0- 0	NEUTRAL	0- 0	0- 0	0- 0				

RPI 1-25				RPI 26-50				RPI 51-100 Team's RPI: 77				RPI 101+			
RPI	S	Opponent	Score	RPI	S	Opponent	Score	RPI	S	Opponent	Score	RPI	S	Opponent	Score
13	A	Gonzaga	65 88	30	N	California	69 81	51	H	Wyoming	70 64	133	H	Pepperdine	78 67
13	H	Gonzaga	51 63	39	H	BYU	74 77	59	A	Lamar University	66 82	161	A	Portland	76 66
14	A	UCF	57 64	47	H	Saint Mary's (CA)	76 67	81	A	UC Davis	83 80	161	H	Portland	87 77
								100	H	Loyola Marymount	67 72	177	A	Santa Clara	74 70
												234	A	San Francisco	85 75
												250	A	Cal St. Fullerton	72 64
												253	A	San Diego	70 53
												253	H	San Diego	79 47
												297	H	UC Santa Barbara	69 53
												319	H	North Dakota St.	75 68
												329	A	San Jose St.	91 67
												339	H	Seattle U	75 61
<hr/>															
LAST 12 Division I GAMES:															
253	A	San Diego	70 53	177	A	Santa Clara	74 70								
161	H	Portland	87 77	253	H	San Diego	79 47								
13	H	Gonzaga	51 63	39	H	BYU	74 77								
133	H	Pepperdine	78 67	13	A	Gonzaga	65 88								
100	H	Loyola Marymount	67 72	161	A	Portland	76 66								
234	A	San Francisco	85 75	47	H	Saint Mary's (CA)	76 67								

Non-Div I Games:

Pacific

■ Loss,
 ■ Non-Conf, S Site,
 ■ Home
 ■ Away
 N Neutral

Average RPI Win:	230	WON-LOST	WINNING	LAST 10	STRENGTH OF	OPP. STRENGTH	TEAM	ADJ.	CONF.	ADJ CONF.
Average RPI Loss:	39	RECORD	PCT. RANK	GAMES	SCHEDULE	OF SCHEDULE	RPI	RPI	RPI	RPI
DIV. I ONLY	13- 3	24	1- 0	244	109	79	79	11	11	
DIV. I NON-CONF.	9- 3	61	0- 0	248	101	95	95	11	11	
TOTALS	RPI 1-25	RPI 26-50	W-L RECORDS	RPI 51-100	RPI 101-150	RPI 150+				
13- 3	0- 1	0- 1	OVERALL	2- 1	0- 0	11- 0				
5- 1	0- 0	0- 1	HOME	0- 0	0- 0	5- 0				
8- 1	0- 1	0- 0	AWAY	2- 0	0- 0	6- 0				
0- 1	0- 0	0- 0	NEUTRAL	0- 1	0- 0	0- 0				
9- 3	0- 1	0- 1	NON-CONFERENCE	1- 1	0- 0	8- 0				
4- 1	0- 0	0- 1	HOME	0- 0	0- 0	4- 0				
5- 1	0- 1	0- 0	AWAY	1- 0	0- 0	4- 0				
0- 1	0- 0	0- 0	NEUTRAL	0- 1	0- 0	0- 0				
4- 0	0- 0	0- 0	CONFERENCE	1- 0	0- 0	3- 0				
1- 0	0- 0	0- 0	HOME	0- 0	0- 0	1- 0				
3- 0	0- 0	0- 0	AWAY	1- 0	0- 0	2- 0				
0- 0	0- 0	0- 0	NEUTRAL	0- 0	0- 0	0- 0				

RPI 1-25				RPI 26-50				RPI 51-100 Team's RPI: 79				RPI 101+			
RPI	S	Opponent	Score	RPI	S	Opponent	Score	RPI	S	Opponent	Score	RPI	S	Opponent	Score
1	A	Notre Dame	55 75	41	H	Villanova	50 58	75	N	Maine	46 47	178	H	Temple	71 62
								83	A	Drexel	55 39	212	A	Stetson	75 53
								91	A	Princeton	66 60	214	A	Navy	65 61
												227	H	Brown	83 43
												258	A	Columbia	72 60
												264	A	Cornell	59 46
												266	H	Saint Joseph's	65 45
												272	A	Siena	58 51
												280	H	La Salle	65 34
												310	H	NJIT	85 42
												332	A	Iona	66 43
LAST 12 Division I GAMES:															
227	H	Brown	83 43	212	A	Stetson	75 53								
258	A	Columbia	72 60	83	A	Drexel	55 39								
264	A	Cornell	59 46	332	A	Iona	66 43								
178	H	Temple	71 62	280	H	La Salle	65 34								
41	H	Villanova	50 58	75	N	Maine	46 47								
91	A	Princeton	66 60	214	A	Navy	65 61								

Non-Div I Games: Haverford 81 46

Penn

Average RPI Win:	163	WON-LOST	WINNING	LAST 10	STRENGTH OF	OPP. STRENGTH	TEAM	ADJ.	CONF.	ADJ CONF.
Average RPI Loss:	57	RECORD	PCT. RANK	GAMES	SCHEDULE	OF SCHEDULE	RPI	RPI	RPI	RPI
DIV. I ONLY	10- 12	193	0- 1	23	65	123	123	4	4	
DIV. I NON-CONF.	7- 4	109	0- 0	45	126	99	99	6	6	
TOTALS	RPI 1-25	RPI 26-50	W-L RECORDS	RPI 51-100	RPI 101-150	RPI 150+				
10- 12	0- 6	0- 2	OVERALL	3- 2	1- 0	6- 2				
8- 7	0- 3	0- 1	HOME	3- 1	0- 0	5- 2				
2- 5	0- 3	0- 1	AWAY	0- 1	1- 0	1- 0				
0- 0	0- 0	0- 0	NEUTRAL	0- 0	0- 0	0- 0				
7- 4	0- 1	0- 1	NON-CONFERENCE	3- 0	1- 0	3- 2				
6- 3	0- 0	0- 1	HOME	3- 0	0- 0	3- 2				
1- 1	0- 1	0- 0	AWAY	0- 0	1- 0	0- 0				
0- 0	0- 0	0- 0	NEUTRAL	0- 0	0- 0	0- 0				
3- 8	0- 5	0- 1	CONFERENCE	0- 2	0- 0	3- 0				
2- 4	0- 3	0- 0	HOME	0- 1	0- 0	2- 0				
1- 4	0- 2	0- 1	AWAY	0- 1	0- 0	1- 0				
0- 0	0- 0	0- 0	NEUTRAL	0- 0	0- 0	0- 0				

RPI S	Opponent	Score	RPI S	Opponent	Score	RPI S	Opponent	Score	RPI S	Opponent	Score	Team's RPI: 123
12	H Iowa	61 81	30	H California	58 75	91	H Princeton	79 71	137	A Fordham	72 55	
15	A Rutgers	61 74	38	A Indiana	75 83	94	H American	80 59	158	H Duquesne	58 64	
15	H Rutgers	61 69				96	H Providence	74 72	160	H Stony Brook	70 81	
18	A Florida St.	58 87				99	A Ohio St.	73 78	180	A Wisconsin	65 59	
19	A Maryland	67 79				99	H Ohio St.	71 76	180	H Wisconsin	71 64	
19	H Maryland	61 77							185	H Illinois	62 48	
									206	H St. Bonaventure	80 65	
									226	H Jacksonville	80 61	
									230	H North Dakota	75 68	
LAST 12 Division I GAMES:												
99	A Ohio St.	73 78	185	H Illinois	62 48							
12	H Iowa	61 81	15	A Rutgers	61 74							
15	H Rutgers	61 69	180	H Wisconsin	71 64							
180	A Wisconsin	65 59	38	A Indiana	75 83							
19	A Maryland	67 79	19	H Maryland	61 77							
99	H Ohio St.	71 76	94	H American	80 59							

Non-Div I Games:

Penn St.

■ Loss,
 ■ Non-Conf, S Site,
 ■ Home
 ■ Away
 N Neutral

Pepperdine

Through Games Of Feb. 8, 2019

Average RPI Win:	225	WON-LOST	WINNING	LAST 10	STRENGTH OF	OPP. STRENGTH	TEAM	ADJ.	CONF.	ADJ CONF.
Average RPI Loss:	99	RECORD	PCT. RANK	GAMES	SCHEDULE	OF SCHEDULE	RPI	RPI	RPI	RPI
DIV. I ONLY	14- 8	99	1- 0	254	96	133	133	8	8	
DIV. I NON-CONF.	6- 4	125	0- 0	345	182	214	214	7	7	
TOTALS	RPI 1-25	RPI 26-50	W-L RECORDS	RPI 51-100	RPI 101-150	RPI 150+				
14- 8	0- 1	1- 2	OVERALL	1- 2	0- 2	12- 1				
7- 1	0- 1	1- 0	HOME	1- 0	0- 0	5- 0				
5- 6	0- 0	0- 2	AWAY	0- 2	0- 2	5- 0				
2- 1	0- 0	0- 0	NEUTRAL	0- 0	0- 0	2- 1				
6- 4	0- 0	0- 0	NON-CONFERENCE	0- 1	0- 2	6- 1				
1- 0	0- 0	0- 0	HOME	0- 0	0- 0	1- 0				
3- 3	0- 0	0- 0	AWAY	0- 1	0- 2	3- 0				
2- 1	0- 0	0- 0	NEUTRAL	0- 0	0- 0	2- 1				
8- 4	0- 1	1- 2	CONFERENCE	1- 1	0- 0	6- 0				
6- 1	0- 1	1- 0	HOME	1- 0	0- 0	4- 0				
2- 3	0- 0	0- 2	AWAY	0- 1	0- 0	2- 0				
0- 0	0- 0	0- 0	NEUTRAL	0- 0	0- 0	0- 0				

RPI 1-25	RPI 26-50	RPI 51-100	RPI 101+	Team's RPI: 133
RPI S Opponent Score	RPI S Opponent Score	RPI S Opponent Score	RPI S Opponent Score	
13 H Gonzaga 54 79	39 A BYU 58 83	77 A Pacific 67 78	101 A Idaho St. 63 65	
	39 H BYU 79 65	96 A Providence 47 66	142 A Colorado 65 80	
	47 A Saint Mary's (CA) 68 79	100 H Loyola Marymount 95 86	161 H Portland 82 68	
			177 H Santa Clara 74 48	
			224 A Hawaii 65 64	
			232 N Sacramento St. 113 97	
			234 A San Francisco 72 66	
			234 H San Francisco 69 50	
			253 A San Diego 74 55	
			253 H San Diego 88 65	
			277 N Northern Ky. 51 46	
			280 N La Salle 55 62	
			305 H Weber St. 68 47	
			323 A Cal Poly 70 63	
			339 A Seattle U 78 64	
LAST 12 Division I GAMES:				
234 A San Francisco 72 66	234 H San Francisco 69 50			
39 H BYU 79 65	177 H Santa Clara 74 48			
253 H San Diego 88 65	253 A San Diego 74 55			
77 A Pacific 67 78	39 A BYU 58 83			
47 A Saint Mary's (CA) 68 79	13 H Gonzaga 54 79			
100 H Loyola Marymount 95 86	161 H Portland 82 68			

Non-Div I Games:

Pepperdine

Loss, Non-Conf, S Site, H Home A Away N Neutral

Pittsburgh

Through Games Of Feb. 8, 2019

Average RPI Win:	164	WON-LOST	WINNING	LAST 10	STRENGTH OF	OPP. STRENGTH	TEAM	ADJ.	CONF.	ADJ CONF.
Average RPI Loss:	62	RECORD	PCT. RANK	GAMES	SCHEDULE	OF SCHEDULE	RPI	RPI	RPI	RPI
DIV. I ONLY	9- 15	246	0- 1	21	33	129	129	1	1	
DIV. I NON-CONF.	9- 5	105	0- 0	69	138	85	85	1	1	
TOTALS	RPI 1-25	RPI 26-50	W-L RECORDS	RPI 51-100	RPI 101-150	RPI 150+				
9- 15	0- 5	0- 2	OVERALL	3- 5	2- 2	4- 1				
5- 8	0- 2	0- 1	HOME	1- 3	2- 2	2- 0				
2- 6	0- 3	0- 1	AWAY	1- 2	0- 0	1- 0				
2- 1	0- 0	0- 0	NEUTRAL	1- 0	0- 0	1- 1				
9- 5	0- 1	0- 0	NON-CONFERENCE	3- 2	2- 1	4- 1				
5- 3	0- 1	0- 0	HOME	1- 1	2- 1	2- 0				
2- 1	0- 0	0- 0	AWAY	1- 1	0- 0	1- 0				
2- 1	0- 0	0- 0	NEUTRAL	1- 0	0- 0	1- 1				
0- 10	0- 4	0- 2	CONFERENCE	0- 3	0- 1	0- 0				
0- 5	0- 1	0- 1	HOME	0- 2	0- 1	0- 0				
0- 5	0- 3	0- 1	AWAY	0- 1	0- 0	0- 0				
0- 0	0- 0	0- 0	NEUTRAL	0- 0	0- 0	0- 0				

RPI S Opponent Score	RPI S Opponent Score	RPI S Opponent Score	RPI S Opponent Score	Team's RPI: 129
1 A Notre Dame 44 100	46 H Clemson 59 65	61 H Virginia Tech 58 74	108 H Boston College 55 59	
3 A Louisville 42 70	50 A Georgia Tech 55 67	63 A Duke 55 74	119 H UNCW 60 56	
8 H Syracuse 50 82		66 H West Virginia 43 77	131 H Youngstown St. 55 64	
10 A NC State 34 63		73 N Arkansas 61 54	137 H Fordham 65 62	
14 H UCF 58 61		80 A Northwestern 52 49	158 A Duquesne 66 58	
		88 H Cincinnati 65 48	180 N Wisconsin 42 57	
		90 A Georgetown 41 70	210 H Saint Francis (PA) 78 75	
		97 H Virginia 57 74	290 N Tennessee St. 78 56	
			318 H New Orleans 90 38	
LAST 12 Division I GAMES:				
50 A Georgia Tech 55 67	8 H Syracuse 50 82			
63 A Duke 55 74	108 H Boston College 55 59			
61 H Virginia Tech 58 74	10 A NC State 34 63			
3 A Louisville 42 70	1 A Notre Dame 44 100			
97 H Virginia 57 74	158 A Duquesne 66 58			
46 H Clemson 59 65	210 H Saint Francis (PA) 78 75			

Non-Div I Games:

Pittsburgh

■ Loss,
 ■ Non-Conf, S Site,
 ■ Home
 ■ Away
 N Neutral

Average RPI Win:	250	WON-LOST	WINNING	LAST 10	STRENGTH OF	OPP. STRENGTH	TEAM	ADJ.	CONF.	ADJ CONF.
Average RPI Loss:	92	RECORD	PCT. RANK	GAMES	SCHEDULE	OF SCHEDULE	RPI	RPI	RPI	RPI
DIV. I ONLY	8- 12	230	0- 0	79	168	161	161	8	8	
DIV. I NON-CONF.	6- 3	91	0- 0	149	340	113	113	7	7	
TOTALS	RPI 1-25	RPI 26-50	W-L RECORDS	RPI 51-100	RPI 101-150	RPI 150+				
8- 12	0- 1	0- 3	OVERALL	0- 4	0- 1	8- 3				
4- 4	0- 0	0- 1	HOME	0- 1	0- 0	4- 2				
4- 7	0- 1	0- 2	AWAY	0- 2	0- 1	4- 1				
0- 1	0- 0	0- 0	NEUTRAL	0- 1	0- 0	0- 0				
6- 3	0- 0	0- 0	NON-CONFERENCE	0- 1	0- 0	6- 2				
3- 1	0- 0	0- 0	HOME	0- 0	0- 0	3- 1				
3- 1	0- 0	0- 0	AWAY	0- 0	0- 0	3- 1				
0- 1	0- 0	0- 0	NEUTRAL	0- 1	0- 0	0- 0				
2- 9	0- 1	0- 3	CONFERENCE	0- 3	0- 1	2- 1				
1- 3	0- 0	0- 1	HOME	0- 1	0- 0	1- 1				
1- 6	0- 1	0- 2	AWAY	0- 2	0- 1	1- 0				
0- 0	0- 0	0- 0	NEUTRAL	0- 0	0- 0	0- 0				

RPI 1-25				RPI 26-50				RPI 51-100				RPI 101+ Team's RPI: 161			
RPI	S	Opponent	Score	RPI	S	Opponent	Score	RPI	S	Opponent	Score	RPI	S	Opponent	Score
13	A	Gonzaga	71 97	39	A	BYU	71 79	68	N	Arizona	70 92	133	A	Pepperdine	68 82
				47	A	Saint Mary's (CA)	85 113	77	A	Pacific	77 87	153	A	Portland St.	79 92
				47	H	Saint Mary's (CA)	91 98	77	H	Pacific	66 76	172	H	UC Irvine	69 84
								100	A	Loyola Marymount	58 76	177	H	Santa Clara	66 72
												204	H	Utah St.	61 54
												224	A	Hawaii	72 65
												234	H	San Francisco	78 73
												249	H	Air Force	79 60
												250	H	Cal St. Fullerton	83 74
												253	A	San Diego	69 60
												278	A	Utah Valley	65 60
												305	A	Weber St.	89 73
LAST 12 Division I GAMES:															
77	A	Pacific	77 87	13	A	Gonzaga	71 97								
47	A	Saint Mary's (CA)	85 113	47	H	Saint Mary's (CA)	91 98								
234	H	San Francisco	78 73	77	H	Pacific	66 76								
177	H	Santa Clara	66 72	100	A	Loyola Marymount	58 76								
39	A	BYU	71 79	133	A	Pepperdine	68 82								
253	A	San Diego	69 60	249	H	Air Force	79 60								

Non-Div I Games: Warner Pacific 98 63 Willamette 82 27

Portland

Loss, Non-Conf, S Site, H Home A Away N Neutral

Average RPI Win:	238	WON-LOST	WINNING	LAST 10	STRENGTH OF	OPP. STRENGTH	TEAM	ADJ.	CONF.	ADJ CONF.
Average RPI Loss:	118	RECORD	PCT. RANK	GAMES	SCHEDULE	OF SCHEDULE	RPI	RPI	RPI	RPI
DIV. I ONLY	15- 4	30	1- 0	326	196	153	153	16	16	
DIV. I NON-CONF.	7- 1	30	0- 0	339	273	170	170	12	12	
TOTALS	RPI 1-25	RPI 26-50	W-L RECORDS	RPI 51-100	RPI 101-150	RPI 150+				
15- 4	0- 0	0- 0	OVERALL	1- 1	2- 2	12- 1				
11- 2	0- 0	0- 0	HOME	1- 0	2- 1	8- 1				
4- 2	0- 0	0- 0	AWAY	0- 1	0- 1	4- 0				
0- 0	0- 0	0- 0	NEUTRAL	0- 0	0- 0	0- 0				
7- 1	0- 0	0- 0	NON-CONFERENCE	1- 0	0- 0	6- 1				
5- 1	0- 0	0- 0	HOME	1- 0	0- 0	4- 1				
2- 0	0- 0	0- 0	AWAY	0- 0	0- 0	2- 0				
0- 0	0- 0	0- 0	NEUTRAL	0- 0	0- 0	0- 0				
8- 3	0- 0	0- 0	CONFERENCE	0- 1	2- 2	6- 0				
6- 1	0- 0	0- 0	HOME	0- 0	2- 1	4- 0				
2- 2	0- 0	0- 0	AWAY	0- 1	0- 1	2- 0				
0- 0	0- 0	0- 0	NEUTRAL	0- 0	0- 0	0- 0				

RPI 1-25			RPI 26-50			RPI 51-100			RPI 101+			Team's RPI: 153
RPI	S	Opponent	Score	RPI	S	Opponent	Score	RPI	S	Opponent	Score	
						81	H UC Davis	65 50	101	H Idaho St.	57	58
						93	A Idaho	78 80	106	A Northern Colo.	63	79
									138	H Montana St.	55	53
									146	H Montana	78	60
									161	H Portland	92	79
									172	H UC Irvine	68	73
									200	A Eastern Wash.	76	64
									209	H UNLV	58	49
									232	H Sacramento St.	74	58
									243	H Northern Ariz.	72	55
									269	A UTEP	89	61
									274	H Southern Utah	63	49
									305	A Weber St.	77	59
									305	H Weber St.	65	38
									329	H San Jose St.	80	51
									339	H Seattle U	68	43
									340	A Grand Canyon	60	55
LAST 12 Division I GAMES:												
232	H	Sacramento St.	74 58	274	H	Southern Utah	63 49					
101	H	Idaho St.	57 58	305	A	Weber St.	77 59					
305	H	Weber St.	65 38	146	H	Montana	78 60					
93	A	Idaho	78 80	138	H	Montana St.	55 53					
200	A	Eastern Wash.	76 64	106	A	Northern Colo.	63 79					
243	H	Northern Ariz.	72 55	172	H	UC Irvine	68 73					

Non-Div I Games: Warner Pacific 102 49

Portland St.

Prairie View

Through Games Of Feb. 8, 2019

Average RPI Win:	285	WON-LOST	WINNING	LAST 10	STRENGTH OF	OPP. STRENGTH	TEAM	ADJ.	CONF.	ADJ CONF.
Average RPI Loss:	114	RECORD	PCT. RANK	GAMES	SCHEDULE	OF SCHEDULE	RPI	RPI	RPI	RPI
DIV. I ONLY	8- 9	191	1- 0	230	229	193	193	29	29	
DIV. I NON-CONF.	1- 7	319	0- 0	24	42	190	190	27	27	
TOTALS	RPI 1-25	RPI 26-50	W-L RECORDS	RPI 51-100	RPI 101-150	RPI 150+				
8- 9	0- 2	0- 1	OVERALL	0- 2	0- 1	8- 3				
3- 3	0- 0	0- 1	HOME	0- 0	0- 0	3- 2				
4- 6	0- 2	0- 0	AWAY	0- 2	0- 1	4- 1				
1- 0	0- 0	0- 0	NEUTRAL	0- 0	0- 0	1- 0				
1- 7	0- 2	0- 1	NON-CONFERENCE	0- 2	0- 1	1- 1				
0- 1	0- 0	0- 1	HOME	0- 0	0- 0	0- 0				
0- 6	0- 2	0- 0	AWAY	0- 2	0- 1	0- 1				
1- 0	0- 0	0- 0	NEUTRAL	0- 0	0- 0	1- 0				
7- 2	0- 0	0- 0	CONFERENCE	0- 0	0- 0	7- 2				
3- 2	0- 0	0- 0	HOME	0- 0	0- 0	3- 2				
4- 0	0- 0	0- 0	AWAY	0- 0	0- 0	4- 0				
0- 0	0- 0	0- 0	NEUTRAL	0- 0	0- 0	0- 0				

RPI 1-25				RPI 26-50				RPI 51-100				RPI 101+ Team's RPI: 193			
RPI	S	Opponent	Score	RPI	S	Opponent	Score	RPI	S	Opponent	Score	RPI	S	Opponent	Score
11	A	Iowa St.	46 94	34	H	Rice	58 68	73	A	Arkansas	44 71	142	A	Colorado	38 79
20	A	Texas A&M	57 70					87	A	Oklahoma St.	50 70	173	A	Southern U.	55 54
												203	H	Grambling	63 64
												219	A	UTRGV	50 57
												236	H	Alabama St.	71 59
												239	H	Texas Southern	44 52
												263	N	A&M-Corpus Christi	67 59
												301	A	Mississippi Val.	75 65
												304	H	Alabama A&M	77 65
												307	H	Jackson St.	76 57
												346	A	Ark.-Pine Bluff	80 41
												350	A	Alcorn	82 61
LAST 12 Division I GAMES:															
236	H	Alabama St.	71 59	239	H	Texas Southern	44 52								
304	H	Alabama A&M	77 65	350	A	Alcorn	82 61								
346	A	Ark.-Pine Bluff	80 41	173	A	Southern U.	55 54								
301	A	Mississippi Val.	75 65	20	A	Texas A&M	57 70								
203	H	Grambling	63 64	11	A	Iowa St.	46 94								
307	H	Jackson St.	76 57	73	A	Arkansas	44 71								

Non-Div I Games: Jarvis Christian 117 32 Arlington Baptist 105 31

Prairie View

Loss, Non-Conf, S Site, H Home A Away N Neutral

Presbyterian

Through Games Of Feb. 8, 2019

Average RPI Win:	313	WON-LOST	WINNING	LAST 10	STRENGTH OF	OPP. STRENGTH	TEAM	ADJ.	CONF.	ADJ CONF.
Average RPI Loss:	199	RECORD	PCT. RANK	GAMES	SCHEDULE	OF SCHEDULE	RPI	RPI	RPI	RPI
DIV. I ONLY	4- 17	318	0- 1	290	316	331	331	28	28	
DIV. I NON-CONF.	2- 9	297	0- 0	274	289	317	317	29	29	
TOTALS	RPI 1-25	RPI 26-50	W-L RECORDS	RPI 51-100	RPI 101-150	RPI 150+				
4- 17	0- 0	0- 0	OVERALL	0- 1	0- 5	4- 11				
3- 5	0- 0	0- 0	HOME	0- 0	0- 0	3- 5				
1- 12	0- 0	0- 0	AWAY	0- 1	0- 5	1- 6				
0- 0	0- 0	0- 0	NEUTRAL	0- 0	0- 0	0- 0				
2- 9	0- 0	0- 0	NON-CONFERENCE	0- 1	0- 3	2- 5				
1- 2	0- 0	0- 0	HOME	0- 0	0- 0	1- 2				
1- 7	0- 0	0- 0	AWAY	0- 1	0- 3	1- 3				
0- 0	0- 0	0- 0	NEUTRAL	0- 0	0- 0	0- 0				
2- 8	0- 0	0- 0	CONFERENCE	0- 0	0- 2	2- 6				
2- 3	0- 0	0- 0	HOME	0- 0	0- 0	2- 3				
0- 5	0- 0	0- 0	AWAY	0- 0	0- 2	0- 3				
0- 0	0- 0	0- 0	NEUTRAL	0- 0	0- 0	0- 0				

RPI S	Opponent	Score	RPI S	Opponent	Score	RPI S	Opponent	Score	RPI S	Opponent	Score	Team's RPI: 331
						62	A Tennessee	49 97	103	A Georgia	59 83	
									114	A Radford	49 59	
									119	A UNCW	48 63	
									125	A High Point	40 79	
									149	A Davidson	56 83	
									175	A Vanderbilt	43 78	
									192	A Hampton	62 79	
									195	H UNC Asheville	43 52	
									233	A Furman	68 76	
									251	A Campbell	46 51	
									257	H Gardner-Webb	58 66	
									262	A Samford	54 75	
									270	A Winthrop	52 55	
									279	H Ga. Southern	68 69	
									282	A Col. of Charleston	71 65	
									289	H Wofford	61 50	
									291	H South Carolina St.	48 57	
									314	H Charleston So.	55 63	
									337	H USC Upstate	70 54	
									342	H Longwood	81 66	
LAST 12 Division I GAMES:												
192	A Hampton	62 79	337	H USC Upstate	70 54							
314	H Charleston So.	55 63	125	A High Point	40 79							
195	H UNC Asheville	43 52	342	H Longwood	81 66							
270	A Winthrop	52 55	251	A Campbell	46 51							
114	A Radford	49 59	233	A Furman	68 76							
257	H Gardner-Webb	58 66	103	A Georgia	59 83							

Non-Div I Games:

Presbyterian

Loss, Non-Conf, S Site, H Home A Away N Neutral

Average RPI Win:	200	WON-LOST	WINNING	LAST 10	STRENGTH OF	OPP. STRENGTH	TEAM	ADJ.	CONF.	ADJ CONF.
Average RPI Loss:	80	RECORD	PCT. RANK	GAMES	SCHEDULE	OF SCHEDULE	RPI	RPI	RPI	RPI
DIV. I ONLY	10- 9	147	0- 1	62	121	91	91	11	11	
DIV. I NON-CONF.	8- 7	160	0- 0	65	87	76	76	11	11	
TOTALS	RPI 1-25	RPI 26-50	W-L RECORDS	RPI 51-100	RPI 101-150	RPI 150+				
10- 9	0- 1	0- 2	OVERALL	1- 3	3- 2	6- 1				
3- 3	0- 0	0- 0	HOME	1- 2	2- 1	0- 0				
7- 3	0- 0	0- 1	AWAY	0- 0	1- 1	6- 1				
0- 3	0- 1	0- 1	NEUTRAL	0- 1	0- 0	0- 0				
8- 7	0- 1	0- 2	NON-CONFERENCE	1- 1	3- 2	4- 1				
3- 1	0- 0	0- 0	HOME	1- 0	2- 1	0- 0				
5- 3	0- 0	0- 1	AWAY	0- 0	1- 1	4- 1				
0- 3	0- 1	0- 1	NEUTRAL	0- 1	0- 0	0- 0				
2- 2	0- 0	0- 0	CONFERENCE	0- 2	0- 0	2- 0				
0- 2	0- 0	0- 0	HOME	0- 2	0- 0	0- 0				
2- 0	0- 0	0- 0	AWAY	0- 0	0- 0	2- 0				
0- 0	0- 0	0- 0	NEUTRAL	0- 0	0- 0	0- 0				

RPI S	Opponent	Score	RPI S	Opponent	Score	RPI S	Opponent	Score	Team's RPI: 91	RPI S	Opponent	Score
8 N	Syracuse	61 92	35 N	DePaul	67 82	54 N	Kansas St.	61 80		105 A	Hartford	75 38
			41 A	Villanova	46 67	64 H	Quinnipiac	54 42		111 H	Seton Hall	66 70
						76 H	Yale	86 96		123 A	Penn St.	71 79
						79 H	Penn	60 66		147 H	Marist	60 57
										149 H	Davidson	65 57
										188 A	Rider	89 65
										194 A	George Washington	49 64
										235 A	Monmouth	79 47
										258 A	Columbia	79 64
										259 A	St. Francis Brooklyn	83 64
										264 A	Cornell	75 46
										326 A	New Hampshire	90 42
LAST 12 Division I GAMES:												
76 H	Yale	86 96	259 A	St. Francis Brooklyn	83 64							
264 A	Cornell	75 46	147 H	Marist	60 57							
258 A	Columbia	79 64	235 A	Monmouth	79 47							
79 H	Penn	60 66	64 H	Quinnipiac	54 42							
326 A	New Hampshire	90 42	149 H	Davidson	65 57							
105 A	Hartford	75 38	41 A	Villanova	46 67							

Non-Div I Games:

Princeton

■ Loss,
 ■ Non-Conf, S Site,
 ■ Home
 ■ Away
 N Neutral

Providence

Through Games Of Feb. 8, 2019

Average RPI Win:	167	WON-LOST	WINNING	LAST 10	STRENGTH OF	OPP. STRENGTH	TEAM	ADJ.	CONF.	ADJ CONF.
Average RPI Loss:	87	RECORD	PCT. RANK	GAMES	SCHEDULE	OF SCHEDULE	RPI	RPI	RPI	RPI
DIV. I ONLY	14- 10	126	1- 0	94	74	96	96	6	6	
DIV. I NON-CONF.	8- 4	91	1- 0	218	189	147	147	4	4	
TOTALS	RPI 1-25	RPI 26-50	W-L RECORDS	RPI 51-100	RPI 101-150	RPI 150+				
14- 10	0- 1	2- 2	OVERALL	1- 4	5- 2	6- 1				
9- 3	0- 0	2- 0	HOME	1- 3	2- 0	4- 0				
4- 7	0- 1	0- 2	AWAY	0- 1	3- 2	1- 1				
1- 0	0- 0	0- 0	NEUTRAL	0- 0	0- 0	1- 0				
8- 4	0- 0	0- 0	NON-CONFERENCE	1- 2	2- 1	5- 1				
5- 2	0- 0	0- 0	HOME	1- 2	1- 0	3- 0				
2- 2	0- 0	0- 0	AWAY	0- 0	1- 1	1- 1				
1- 0	0- 0	0- 0	NEUTRAL	0- 0	0- 0	1- 0				
6- 6	0- 1	2- 2	CONFERENCE	0- 2	3- 1	1- 0				
4- 1	0- 0	2- 0	HOME	0- 1	1- 0	1- 0				
2- 5	0- 1	0- 2	AWAY	0- 1	2- 1	0- 0				
0- 0	0- 0	0- 0	NEUTRAL	0- 0	0- 0	0- 0				

RPI 1-25				RPI 26-50				RPI 51-100				Team's RPI: 96		RPI 101+			
RPI	S	Opponent	Score	RPI	S	Opponent	Score	RPI	S	Opponent	Score		RPI	S	Opponent	Score	
9	A	Marquette	46 85	35	A	DePaul	62 88	64	H	Quinnipiac	44 48		108	A	Boston College	61 57	
				41	A	Villanova	33 53	76	H	Yale	59 42		111	A	Seton Hall	73 79	
				41	H	Villanova	67 61	89	H	Northeastern	59 65		111	H	Seton Hall	82 75	
				45	H	Butler	74 68	90	A	Georgetown	56 61		118	A	St. John's (NY)	67 66	
								90	H	Georgetown	52 68		120	A	Creighton	77 63	
													123	A	Penn St.	72 74	
													133	H	Pepperdine	66 47	
													169	H	Xavier	71 58	
													216	A	Rhode Island	65 72	
													238	H	Sacred Heart	62 52	
													277	H	Northern Ky.	48 43	
													280	H	La Salle	77 47	
													302	N	Bryant	72 64	
													324	A	UMass Lowell	71 47	
LAST 12 Division I GAMES:																	
				302	N	Bryant	72 64					45	H	Butler	74 68		
				111	H	Seton Hall	82 75					111	A	Seton Hall	73 79		
				90	A	Georgetown	56 61					118	A	St. John's (NY)	67 66		
				41	A	Villanova	33 53					41	H	Villanova	67 61		
				120	A	Creighton	77 63					90	H	Georgetown	52 68		
				169	H	Xavier	71 58					35	A	DePaul	62 88		

Non-Div I Games:

Providence

■ Loss,
■ Non-Conf,
■ S Site,
■ H Home
■ A Away
N Neutral

Average RPI Win:	141	WON-LOST	WINNING	LAST 10	STRENGTH OF	OPP. STRENGTH	TEAM	ADJ.	CONF.	ADJ CONF.
Average RPI Loss:	57	RECORD	PCT. RANK	GAMES	SCHEDULE	OF SCHEDULE	RPI	RPI	RPI	RPI
DIV. I ONLY	16- 9	98	1- 0	28	45	44	44	4	4	
DIV. I NON-CONF.	9- 4	85	0- 0	68	81	64	64	6	6	
TOTALS	RPI 1-25	RPI 26-50	W-L RECORDS	RPI 51-100	RPI 101-150	RPI 150+				
16- 9	2- 5	1- 1	OVERALL	4- 0	2- 2	7- 1				
12- 2	2- 1	1- 0	HOME	3- 0	1- 1	5- 0				
3- 5	0- 3	0- 1	AWAY	1- 0	1- 0	1- 1				
1- 2	0- 1	0- 0	NEUTRAL	0- 0	0- 1	1- 0				
9- 4	1- 2	0- 1	NON-CONFERENCE	1- 0	1- 1	6- 0				
7- 1	1- 1	0- 0	HOME	1- 0	1- 0	4- 0				
1- 1	0- 0	0- 1	AWAY	0- 0	0- 0	1- 0				
1- 2	0- 1	0- 0	NEUTRAL	0- 0	0- 1	1- 0				
7- 5	1- 3	1- 0	CONFERENCE	3- 0	1- 1	1- 1				
5- 1	1- 0	1- 0	HOME	2- 0	0- 1	1- 0				
2- 4	0- 3	0- 0	AWAY	1- 0	1- 0	0- 1				
0- 0	0- 0	0- 0	NEUTRAL	0- 0	0- 0	0- 0				

RPI S	Opponent	Score	RPI S	Opponent	Score	RPI S	Opponent	Score	RPI S	Opponent	Score
6 N	UConn	40 86	36 A	Ohio	73 80	60 H	Michigan	71 70	104 H	Nebraska	64 84
12 A	Iowa	58 72	38 H	Indiana	56 53	80 A	Northwestern	57 54	117 A	Minnesota	64 53
12 H	Iowa	62 57				85 H	Harvard	66 65	118 N	St. John's (NY)	62 68
15 A	Rutgers	63 65				99 H	Ohio St.	60 42	145 H	Bradley	74 61
16 H	South Carolina	73 82							176 A	Ball St.	80 38
21 H	Miami (FL)	74 63							180 A	Wisconsin	69 76
25 A	Michigan St.	66 74							185 H	Illinois	72 50
									196 N	Ole Miss	70 59
									223 H	Western Ill.	81 60
									240 H	Albany (NY)	53 41
									246 H	Loyola Chicago	65 41
									334 H	Purdue Fort Wayne	78 44
LAST 12 Division I GAMES:											
185 H	Illinois	72 50	15 A	Rutgers	63 65						
25 A	Michigan St.	66 74	80 A	Northwestern	57 54						
104 H	Nebraska	64 84	12 H	Iowa	62 57						
12 A	Iowa	58 72	60 H	Michigan	71 70						
117 A	Minnesota	64 53	180 A	Wisconsin	69 76						
38 H	Indiana	56 53	99 H	Ohio St.	60 42						

Non-Div I Games:

Purdue

Average RPI Win:	272	WON-LOST	WINNING	LAST 10	STRENGTH OF	OPP. STRENGTH	TEAM	ADJ.	CONF.	ADJ CONF.
Average RPI Loss:	189	RECORD	PCT. RANK	GAMES	SCHEDULE	OF SCHEDULE	RPI	RPI	RPI	RPI
DIV. I ONLY	3- 17	329	0- 1	280	247	334	334	18	18	
DIV. I NON-CONF.	1- 8	322	0- 0	335	303	346	346	18	18	
TOTALS	RPI 1-25	RPI 26-50	W-L RECORDS	RPI 51-100	RPI 101-150	RPI 150+				
3- 17	0- 0	0- 4	OVERALL	0- 0	0- 0	3- 13				
2- 7	0- 0	0- 2	HOME	0- 0	0- 0	2- 5				
1- 10	0- 0	0- 2	AWAY	0- 0	0- 0	1- 8				
0- 0	0- 0	0- 0	NEUTRAL	0- 0	0- 0	0- 0				
1- 8	0- 0	0- 1	NON-CONFERENCE	0- 0	0- 0	1- 7				
0- 3	0- 0	0- 0	HOME	0- 0	0- 0	0- 3				
1- 5	0- 0	0- 1	AWAY	0- 0	0- 0	1- 4				
0- 0	0- 0	0- 0	NEUTRAL	0- 0	0- 0	0- 0				
2- 9	0- 0	0- 3	CONFERENCE	0- 0	0- 0	2- 6				
2- 4	0- 0	0- 2	HOME	0- 0	0- 0	2- 2				
0- 5	0- 0	0- 1	AWAY	0- 0	0- 0	0- 4				
0- 0	0- 0	0- 0	NEUTRAL	0- 0	0- 0	0- 0				

RPI S	Opponent	Score	RPI S	Opponent	Score	RPI S	Opponent	Score	RPI S	Opponent	Score	Team's RPI: 334
			27	H South Dakota St.	52 85				170	H Denver	70 55	
			37	A South Dakota	51 69				179	A Oral Roberts	56 66	
			37	H South Dakota	49 71				179	H Oral Roberts	61 72	
			44	A Purdue	44 78				183	H Eastern Mich.	72 87	
									187	A Milwaukee	48 70	
									223	A Western Ill.	59 73	
									223	H Western Ill.	61 90	
									230	A North Dakota	60 79	
									241	H SIUE	49 57	
									246	A Loyola Chicago	67 81	
									281	A Western Mich.	61 69	
									286	A Eastern Ill.	63 72	
									292	H Valparaiso	64 68	
									308	H Omaha	56 48	
									319	A North Dakota St.	54 70	
									338	A Evansville	72 66	
LAST 12 Division I GAMES:												
			223	H Western Ill.	61 90				37	A South Dakota	51 69	
			37	H South Dakota	49 71				179	H Oral Roberts	61 72	
			179	A Oral Roberts	56 66				27	H South Dakota St.	52 85	
			170	H Denver	70 55				230	A North Dakota	60 79	
			308	H Omaha	56 48				319	A North Dakota St.	54 70	
			223	A Western Ill.	59 73				292	H Valparaiso	64 68	

Non-Div I Games: Taylor (IN) 84 74 Goshen 86 45 Ind.-Kokomo 87 50

Purdue Fort Wayne

Loss, Non-Conf, S Site, H Home A Away N Neutral

Quinnipiac

Through Games Of Feb. 8, 2019

Average RPI Win:	217	WON-LOST	WINNING	LAST 10	STRENGTH OF	OPP. STRENGTH	TEAM	ADJ.	CONF.	ADJ CONF.
Average RPI Loss:	40	RECORD	PCT. RANK	GAMES	SCHEDULE	OF SCHEDULE	RPI	RPI	RPI	RPI
DIV. I ONLY	16- 6	57	1- 0	101	146	64	64	27	27	
DIV. I NON-CONF.	5- 6	177	1- 0	21	11	56	56	28	28	
TOTALS	RPI 1-25	RPI 26-50	W-L RECORDS	RPI 51-100	RPI 101-150	RPI 150+				
16- 6	0- 2	0- 3	OVERALL	3- 1	1- 0	12- 0				
7- 2	0- 2	0- 0	HOME	0- 0	0- 0	7- 0				
8- 2	0- 0	0- 1	AWAY	3- 1	1- 0	4- 0				
1- 2	0- 0	0- 2	NEUTRAL	0- 0	0- 0	1- 0				
5- 6	0- 2	0- 3	NON-CONFERENCE	3- 1	0- 0	2- 0				
1- 2	0- 2	0- 0	HOME	0- 0	0- 0	1- 0				
3- 2	0- 0	0- 1	AWAY	3- 1	0- 0	0- 0				
1- 2	0- 0	0- 2	NEUTRAL	0- 0	0- 0	1- 0				
11- 0	0- 0	0- 0	CONFERENCE	0- 0	1- 0	10- 0				
6- 0	0- 0	0- 0	HOME	0- 0	0- 0	6- 0				
5- 0	0- 0	0- 0	AWAY	0- 0	1- 0	4- 0				
0- 0	0- 0	0- 0	NEUTRAL	0- 0	0- 0	0- 0				

RPI 1-25			RPI 26-50			RPI 51-100			Team's RPI: 64	RPI 101+		
RPI	S	Opponent	Score	RPI	S	Opponent	Score	RPI	S	Opponent	Score	
14	H	UCF	45 47	29	N	Missouri	51 65	83	A	Drexel	56 52	147 A Marist 76 69
23	H	Central Mich.	52 67	31	N	Texas	55 56	85	A	Harvard	72 67	176 N Ball St. 69 66
				49	A	Bucknell	58 75	91	A	Princeton	42 54	188 H Rider 72 56
								96	A	Providence	48 44	222 A Niagara 96 55
												222 H Niagara 62 42
												235 A Monmouth 58 46
												235 H Monmouth 67 38
												260 H Richmond 65 48
												272 H Siena 68 31
												285 A Canisius 55 42
												312 H Fairfield 81 36
												322 H Saint Peter's 90 45
												332 A Iona 76 39
LAST 12 Division I GAMES:												
176	N	Ball St.	69 66	272	H	Siena	68 31					
29	N	Missouri	51 65	285	A	Canisius	55 42					
222	H	Niagara	62 42	222	A	Niagara	96 55					
188	H	Rider	72 56	235	H	Monmouth	67 38					
235	A	Monmouth	58 46	147	A	Marist	76 69					
332	A	Iona	76 39	322	H	Saint Peter's	90 45					

Non-Div I Games:

Quinnipiac

Loss, Non-Conf, S Site, H Home A Away N Neutral

Average RPI Win: 240	WON-LOST	WINNING	LAST 10	STRENGTH OF	OPP. STRENGTH	TEAM	ADJ.	CONF.	ADJ CONF.
Average RPI Loss: 123	RECORD	PCT. RANK	GAMES	SCHEDULE	OF SCHEDULE	RPI	RPI	RPI	RPI
DIV. I ONLY	14- 6	69	1- 0	212	261	114	114	28	28
DIV. I NON-CONF.	5- 5	162	0- 0	105	112	109	109	29	29
TOTALS	RPI 1-25	RPI 26-50	W-L RECORDS	RPI 51-100	RPI 101-150	RPI 150+			
14- 6	0- 1	0- 0	OVERALL	1- 1	2- 2	11- 2			
7- 1	0- 0	0- 0	HOME	0- 0	1- 1	6- 0			
6- 4	0- 1	0- 0	AWAY	1- 1	1- 0	4- 2			
1- 1	0- 0	0- 0	NEUTRAL	0- 0	0- 1	1- 0			
5- 5	0- 1	0- 0	NON-CONFERENCE	1- 1	1- 2	3- 1			
2- 1	0- 0	0- 0	HOME	0- 0	0- 1	2- 0			
2- 3	0- 1	0- 0	AWAY	1- 1	1- 0	0- 1			
1- 1	0- 0	0- 0	NEUTRAL	0- 0	0- 1	1- 0			
9- 1	0- 0	0- 0	CONFERENCE	0- 0	1- 0	8- 1			
5- 0	0- 0	0- 0	HOME	0- 0	1- 0	4- 0			
4- 1	0- 0	0- 0	AWAY	0- 0	0- 0	4- 1			
0- 0	0- 0	0- 0	NEUTRAL	0- 0	0- 0	0- 0			

RPI 1-25				RPI 26-50				RPI 51-100				RPI 101+ Team's RPI: 114			
RPI	S	Opponent	Score	RPI	S	Opponent	Score	RPI	S	Opponent	Score	RPI	S	Opponent	Score
10	A	NC State	58 75					61	A	Virginia Tech	44 55	104	N	Nebraska	39 77
								97	A	Virginia	57 44	113	A	VCU	54 49
												122	H	Morehead St.	72 79
												125	H	High Point	80 58
												178	N	Temple	56 50
												192	A	Hampton	54 68
												195	H	UNC Asheville	60 46
												247	A	Mt. St. Mary's	77 89
												251	A	Campbell	56 52
												252	H	ETSU	79 64
												257	H	Gardner-Webb	79 69
												270	H	Winthrop	70 49
												291	H	South Carolina St.	61 31
												314	A	Charleston So.	67 41
												331	H	Presbyterian	59 49
												337	A	USC Upstate	82 41
												342	A	Longwood	68 34
LAST 12 Division I GAMES:															
257	H	Gardner-Webb	79 69	270	H	Winthrop	70 49								
337	A	USC Upstate	82 41	192	A	Hampton	54 68								
251	A	Campbell	56 52	125	H	High Point	80 58								
331	H	Presbyterian	59 49	195	H	UNC Asheville	60 46								
342	A	Longwood	68 34	247	A	Mt. St. Mary's	77 89								
314	A	Charleston So.	67 41	113	A	VCU	54 49								

Non-Div I Games: Shepherd 60 46

Radford

■ Loss,
 ■ Non-Conf, S Site,
 ■ Home
 ■ Away
 N Neutral

Rhode Island

Through Games Of Feb. 8, 2019

Average RPI Win:	213	WON-LOST	WINNING	LAST 10	STRENGTH OF	OPP. STRENGTH	TEAM	ADJ.	CONF.	ADJ CONF.
Average RPI Loss:	139	RECORD	PCT. RANK	GAMES	SCHEDULE	OF SCHEDULE	RPI	RPI	RPI	RPI
DIV. I ONLY	7- 15	265	1- 0	133	169	216	216	17	17	
DIV. I NON-CONF.	5- 7	206	1- 0	67	175	151	151	16	16	
TOTALS	RPI 1-25	RPI 26-50	W-L RECORDS	RPI 51-100	RPI 101-150	RPI 150+				
7- 15	0- 0	0- 2	OVERALL	1- 1	0- 7	6- 5				
3- 8	0- 0	0- 0	HOME	1- 1	0- 5	2- 2				
4- 7	0- 0	0- 2	AWAY	0- 0	0- 2	4- 3				
0- 0	0- 0	0- 0	NEUTRAL	0- 0	0- 0	0- 0				
5- 7	0- 0	0- 2	NON-CONFERENCE	1- 1	0- 3	4- 1				
3- 3	0- 0	0- 0	HOME	1- 1	0- 2	2- 0				
2- 4	0- 0	0- 2	AWAY	0- 0	0- 1	2- 1				
0- 0	0- 0	0- 0	NEUTRAL	0- 0	0- 0	0- 0				
2- 8	0- 0	0- 0	CONFERENCE	0- 0	0- 4	2- 4				
0- 5	0- 0	0- 0	HOME	0- 0	0- 3	0- 2				
2- 3	0- 0	0- 0	AWAY	0- 0	0- 1	2- 2				
0- 0	0- 0	0- 0	NEUTRAL	0- 0	0- 0	0- 0				

RPI 1-25				RPI 26-50				RPI 51-100				RPI 101+ Team's RPI: 216			
RPI	S	Opponent	Score	RPI	S	Opponent	Score	RPI	S	Opponent	Score	RPI	S	Opponent	Score
				26	A	Kentucky	52 75	85	H	Harvard	47 80	102	H	Dayton	62 74
				46	A	Clemson	67 80	96	H	Providence	72 65	105	H	Hartford	51 65
												108	H	Boston College	64 88
												113	A	VCU	39 74
												117	A	Minnesota	71 91
												137	H	Fordham	38 56
												149	H	Davidson	67 77
												190	A	Saint Louis	68 56
												194	H	George Washington	59 64
												202	A	George Mason	69 75
												206	H	St. Bonaventure	68 84
												213	A	Holy Cross	65 73
												215	A	Robert Morris	46 41
												227	H	Brown	72 67
												230	H	North Dakota	77 63
												260	A	Richmond	66 60
												271	A	Vermont	61 58
												280	A	La Salle	71 77
LAST 12 Division I GAMES:															
				227	H	Brown	72 67	113	A	VCU	39 74				
				280	A	La Salle	71 77	190	A	Saint Louis	68 56				
				102	H	Dayton	62 74	149	H	Davidson	67 77				
				206	H	St. Bonaventure	68 84	194	H	George Washington	59 64				
				202	A	George Mason	69 75	260	A	Richmond	66 60				
				137	H	Fordham	38 56	85	H	Harvard	47 80				

Non-Div I Games:

Rhode Island

■ Loss,
■ Non-Conf,
■ S Site,
■ H Home
■ A Away
N Neutral

Average RPI Win:	192	WON-LOST	WINNING	LAST 10	STRENGTH OF	OPP. STRENGTH	TEAM	ADJ.	CONF.	ADJ CONF.
Average RPI Loss:	30	RECORD	PCT. RANK	GAMES	SCHEDULE	OF SCHEDULE	RPI	RPI	RPI	RPI
DIV. I ONLY	19- 3	13	1- 0	158	111	34	34	14	14	
DIV. I NON-CONF.	9- 3	61	0- 0	230	99	83	83	19	19	
TOTALS	RPI 1-25	RPI 26-50	W-L RECORDS	RPI 51-100	RPI 101-150	RPI 150+				
19- 3	0- 1	0- 2	OVERALL	3- 0	2- 0	14- 0				
10- 0	0- 0	0- 0	HOME	1- 0	0- 0	9- 0				
8- 2	0- 1	0- 1	AWAY	2- 0	2- 0	4- 0				
1- 1	0- 0	0- 1	NEUTRAL	0- 0	0- 0	1- 0				
9- 3	0- 1	0- 2	NON-CONFERENCE	1- 0	0- 0	8- 0				
5- 0	0- 0	0- 0	HOME	0- 0	0- 0	5- 0				
3- 2	0- 1	0- 1	AWAY	1- 0	0- 0	2- 0				
1- 1	0- 0	0- 1	NEUTRAL	0- 0	0- 0	1- 0				
10- 0	0- 0	0- 0	CONFERENCE	2- 0	2- 0	6- 0				
5- 0	0- 0	0- 0	HOME	1- 0	0- 0	4- 0				
5- 0	0- 0	0- 0	AWAY	1- 0	2- 0	2- 0				
0- 0	0- 0	0- 0	NEUTRAL	0- 0	0- 0	0- 0				

RPI 1-25					RPI 26-50					Team's RPI: 34					RPI 51-100					RPI 101+																																																																																																																																																																																																																																																																																																																																																																																																																																																																																																																																																																																																																																																																																																																																																																																																																																																																																																																																																																																																																																																																																																																
RPI	S	Opponent	Score		RPI	S	Opponent	Score		RPI	S	Opponent	Score		RPI	S	Opponent	Score		RPI	S	Opponent	Score																																																																																																																																																																																																																																																																																																																																																																																																																																																																																																																																																																																																																																																																																																																																																																																																																																																																																																																																																																																																																																																																																																													
20	A	Texas A&M	54	65	28	N	North Carolina	50	71	56	A	Middle Tenn.	60	47	121	A	Western Ky.	68	46	43	A	UCLA	50	59	70	A	Little Rock	79	65	126	A	UAB	55	43	154	A	Louisiana Tech	61	51	156	H	Georgia St.	66	49	167	H	Charlotte	61	51	182	H	North Texas	64	52	186	A	Southern Miss.	58	47	189	N	Coastal Caro.	56	52	193	A	Prairie View	68	58	211	H	SMU	66	52	239	H	Texas Southern	76	71	269	H	UTEP	76	42	287	H	UTSA	85	54	318	H	New Orleans	67	56	320	A	Incarinate Word	74	63	321	H	McNeese	93	65																																																																																																																																																																																																																																																																																																																																																																																																																																																																																																																																																																																																																																																																																																																																																																																																																																																																																																																																																																																																																												
LAST 12 Division I GAMES:																																																																																																																																																																																																																																																																																																																																																																																																																																																																																																																																																																																																																																																																																																																																																																																																																																																																																																																																																																																																																																																																																																																																				
121	A	Western Ky.	68	46	269	H	UTEP	76	42	74	H	Old Dominion	48	42	287	H	UTSA	85	54	154	A	Louisiana Tech	61	51	186	A	Southern Miss.	58	47	320	A	Incarinate Word	74	63	189	N	Coastal Caro.	56	52																																																																																																																																																																																																																																																																																																																																																																																																																																																																																																																																																																																																																																																																																																																																																																																																																																																																																																																																																																																																																																																																																													
167	H	Charlotte	61	51	56	A	Middle Tenn.	60	47	320	A	Incarinate Word	74	63	189	N	Coastal Caro.	56	52																																																																																																																																																																																																																																																																																																																																																																																																																																																																																																																																																																																																																																																																																																																																																																																																																																																																																																																																																																																																																																																																																																																	

Non-Div I Games:

Rice

■ Loss,
 ■ Non-Conf, S Site,
 ■ Home
 ■ Away
 N Neutral

Average RPI Win:	242	WON-LOST	WINNING	LAST 10	STRENGTH OF	OPP. STRENGTH	TEAM	ADJ.	CONF.	ADJ CONF.
Average RPI Loss:	131	RECORD	PCT. RANK	GAMES	SCHEDULE	OF SCHEDULE	RPI	RPI	RPI	RPI
DIV. I ONLY	6- 16	290	0- 1	132	142	260	260	17	17	
DIV. I NON-CONF.	3- 10	278	0- 0	107	124	266	266	16	16	
TOTALS	RPI 1-25	RPI 26-50	W-L RECORDS	RPI 51-100	RPI 101-150	RPI 150+				
6- 16	0- 1	0- 1	OVERALL	0- 4	0- 5	6- 5				
5- 6	0- 0	0- 1	HOME	0- 2	0- 1	5- 2				
1- 9	0- 1	0- 0	AWAY	0- 1	0- 4	1- 3				
0- 1	0- 0	0- 0	NEUTRAL	0- 1	0- 0	0- 0				
3- 10	0- 1	0- 1	NON-CONFERENCE	0- 4	0- 1	3- 3				
3- 4	0- 0	0- 1	HOME	0- 2	0- 0	3- 1				
0- 5	0- 1	0- 0	AWAY	0- 1	0- 1	0- 2				
0- 1	0- 0	0- 0	NEUTRAL	0- 1	0- 0	0- 0				
3- 6	0- 0	0- 0	CONFERENCE	0- 0	0- 4	3- 2				
2- 2	0- 0	0- 0	HOME	0- 0	0- 1	2- 1				
1- 4	0- 0	0- 0	AWAY	0- 0	0- 3	1- 1				
0- 0	0- 0	0- 0	NEUTRAL	0- 0	0- 0	0- 0				

RPI 1-25				RPI 26-50				RPI 51-100				RPI 101+ Team's RPI: 260			
RPI	S	Opponent	Score	RPI	S	Opponent	Score	RPI	S	Opponent	Score	RPI	S	Opponent	Score
14	A	UCF	48 70	36	H	Ohio	58 109	61	N	Virginia Tech	57 85	102	A	Dayton	50 71
								64	A	Quinnipiac	48 65	107	A	Wake Forest	48 62
								83	H	Drexel	35 58	113	H	VCU	43 68
								90	H	Georgetown	53 73	137	A	Fordham	48 60
												149	A	Davidson	55 78
												158	A	Duquesne	54 80
												165	A	William & Mary	55 65
												181	H	UMES	57 55
												197	H	Massachusetts	62 58
												216	H	Rhode Island	60 66
												221	H	Howard	67 60
												266	H	Saint Joseph's	46 45
												280	A	La Salle	74 60
												294	A	Fla. Atlantic	55 69
												309	H	UNC Greensboro	59 48
												312	H	Fairfield	40 58
LAST 12 Division I GAMES:															
102	A	Dayton	50 71	113	H	VCU	43 68	137	A	Fordham	48 60	216	H	Rhode Island	60 66
197	H	Massachusetts	62 58	309	H	UNC Greensboro	59 48	83	H	Drexel	35 58	36	H	Ohio	58 109
280	A	La Salle	74 60												
266	H	Saint Joseph's	46 45												
158	A	Duquesne	54 80												
149	A	Davidson	55 78												

Non-Div I Games:

Richmond

■ Loss,
 ■ Non-Conf, S Site,
 ■ Home
 ■ Away
 N Neutral

Average RPI Win:	270	WON-LOST	WINNING	LAST 10	STRENGTH OF	OPP. STRENGTH	TEAM	ADJ.	CONF.	ADJ CONF.
Average RPI Loss:	154	RECORD	PCT. RANK	GAMES	SCHEDULE	OF SCHEDULE	RPI	RPI	RPI	RPI
DIV. I ONLY	12- 9	133	0- 1	282	234	188	188	27	27	
DIV. I NON-CONF.	4- 7	228	0- 1	253	176	257	257	28	28	
TOTALS	RPI 1-25	RPI 26-50	W-L RECORDS	RPI 51-100	RPI 101-150	RPI 150+				
12- 9	0- 0	0- 1	OVERALL	0- 3	1- 1	11- 4				
5- 4	0- 0	0- 0	HOME	0- 2	0- 0	5- 2				
7- 4	0- 0	0- 1	AWAY	0- 1	1- 0	6- 2				
0- 1	0- 0	0- 0	NEUTRAL	0- 0	0- 1	0- 0				
4- 7	0- 0	0- 1	NON-CONFERENCE	0- 2	0- 1	4- 3				
2- 3	0- 0	0- 0	HOME	0- 2	0- 0	2- 1				
2- 3	0- 0	0- 1	AWAY	0- 0	0- 0	2- 2				
0- 1	0- 0	0- 0	NEUTRAL	0- 0	0- 1	0- 0				
8- 2	0- 0	0- 0	CONFERENCE	0- 1	1- 0	7- 1				
3- 1	0- 0	0- 0	HOME	0- 0	0- 0	3- 1				
5- 1	0- 0	0- 0	AWAY	0- 1	1- 0	4- 0				
0- 0	0- 0	0- 0	NEUTRAL	0- 0	0- 0	0- 0				

RPI S	Opponent	Score	RPI S	Opponent	Score	RPI S	Opponent	Score	RPI S	Opponent	Score	Team's RPI: 188
49	A Bucknell	59 80	64	A Quinnipiac	56 72	108	N Boston College	61 112	147	A Marist	68 58	
			90	H Georgetown	49 79	213	A Holy Cross	61 71	214	H Navy	60 66	
			91	H Princeton	65 89	235	A Monmouth	55 43	235	H Monmouth	65 50	
						244	A Binghamton	62 57	247	H Mt. St. Mary's	85 67	
						266	A Saint Joseph's	56 54	271	A Vermont	49 54	
						272	A Siena	55 52	285	H Canisius	49 62	
						310	H NJIT	67 46	312	H Fairfield	62 59	
						313	A Manhattan	73 63	322	H Saint Peter's	60 38	
						332	A Iona	66 58				
LAST 12 Division I GAMES:												
108	N Boston College	61 112	322	H Saint Peter's	60 38							
235	H Monmouth	65 50	332	A Iona	66 58							
64	A Quinnipiac	56 72	272	A Siena	55 52							
147	A Marist	68 58	235	A Monmouth	55 43							
285	H Canisius	49 62	312	H Fairfield	62 59							
313	A Manhattan	73 63	90	H Georgetown	49 79							

Non-Div I Games:

Rider

■ Loss,
 ■ Non-Conf,
 ■ S Site,
 ■ H Home
 ■ A Away
 N Neutral

Average RPI Win:	303	WON-LOST	WINNING	LAST 10	STRENGTH OF	OPP. STRENGTH	TEAM	ADJ.	CONF.	ADJ CONF.
Average RPI Loss:	128	RECORD	PCT. RANK	GAMES	SCHEDULE	OF SCHEDULE	RPI	RPI	RPI	RPI
DIV. I ONLY	11- 8	129	0- 1	323	286	215	215	31	31	
DIV. I NON-CONF.	2- 8	293	0- 1	249	76	316	316	31	31	
TOTALS	RPI 1-25	RPI 26-50	W-L RECORDS	RPI 51-100	RPI 101-150	RPI 150+				
11- 8	0- 1	0- 1	OVERALL	0- 2	0- 1	11- 3				
6- 3	0- 0	0- 1	HOME	0- 1	0- 0	6- 1				
5- 4	0- 1	0- 0	AWAY	0- 1	0- 1	5- 1				
0- 1	0- 0	0- 0	NEUTRAL	0- 0	0- 0	0- 1				
2- 8	0- 1	0- 1	NON-CONFERENCE	0- 2	0- 1	2- 3				
2- 3	0- 0	0- 1	HOME	0- 1	0- 0	2- 1				
0- 4	0- 1	0- 0	AWAY	0- 1	0- 1	0- 1				
0- 1	0- 0	0- 0	NEUTRAL	0- 0	0- 0	0- 1				
9- 0	0- 0	0- 0	CONFERENCE	0- 0	0- 0	9- 0				
4- 0	0- 0	0- 0	HOME	0- 0	0- 0	4- 0				
5- 0	0- 0	0- 0	AWAY	0- 0	0- 0	5- 0				
0- 0	0- 0	0- 0	NEUTRAL	0- 0	0- 0	0- 0				

RPI 1-25				RPI 26-50				RPI 51-100				RPI 101+ Team's RPI: 215			
RPI	S	Opponent	Score	RPI	S	Opponent	Score	RPI	S	Opponent	Score	RPI	S	Opponent	Score
12	A	Iowa	63 92	33	H	James Madison	36 59	84	H	Kent St.	46 54	131	A	Youngstown St.	59 69
								100	A	Loyola Marymount	53 61	211	N	SMU	55 60
												216	H	Rhode Island	41 46
												237	A	Bowling Green	60 61
												238	H	Sacred Heart	64 46
												247	H	Mt. St. Mary's	70 58
												259	A	St. Francis Brooklyn	75 56
												280	H	La Salle	67 39
												296	A	Central Conn. St.	64 57
												302	A	Bryant	60 57
												327	H	Wagner	69 46
												344	A	Fairleigh Dickinson	63 43
												344	H	Fairleigh Dickinson	71 49
												345	H	Delaware St.	64 63
												351	A	LIU Brooklyn	89 37
LAST 12 Division I GAMES:															
100	A	Loyola Marymount	53 61	351	A	LIU Brooklyn	89 37								
344	A	Fairleigh Dickinson	63 43	259	A	St. Francis Brooklyn	75 56								
238	H	Sacred Heart	64 46	344	H	Fairleigh Dickinson	71 49								
327	H	Wagner	69 46	247	H	Mt. St. Mary's	70 58								
296	A	Central Conn. St.	64 57	33	H	James Madison	36 59								
302	A	Bryant	60 57	345	H	Delaware St.	64 63								

Non-Div I Games: Pitt.-Johnstown 73 53

Robert Morris

■ Loss,
■ Non-Conf,
■ S Site,
■ H Home
■ A Away
N Neutral

REGULAR SEASON				THROUGH GAMES OF FEB. 07, 2019						
Average RPI Win:	133	WON-LOST	WINNING	LAST 10	STRENGTH OF	OPP. STRENGTH	TEAM	ADJ.	CONF.	ADJ CONF.
Average RPI Loss:	45	RECORD	PCT. RANK	GAMES	SCHEDULE	OF SCHEDULE	RPI	RPI	RPI	RPI
DIV. I ONLY	17- 5	39	1- 0	27	42	15	15	4	4	
DIV. I NON-CONF.	8- 3	72	1- 1	81	87	47	47	6	6	
<hr/>										
TOTALS	RPI 1-25		RPI 26-50		W-L RECORDS		RPI 51-100		RPI 101-150	RPI 150+
17- 5	2- 3		2- 0		OVERALL		3- 1		3- 1	7- 0
11- 0	1- 0		2- 0		HOME		2- 0		1- 0	5- 0
5- 3	1- 1		0- 0		AWAY		1- 1		2- 1	1- 0
1- 2	0- 2		0- 0		NEUTRAL		0- 0		0- 0	1- 0
8- 3	0- 2		0- 0		NON-CONFERENCE		2- 1		0- 0	6- 0
6- 0	0- 0		0- 0		HOME		1- 0		0- 0	5- 0
1- 1	0- 0		0- 0		AWAY		1- 1		0- 0	0- 0
1- 2	0- 2		0- 0		NEUTRAL		0- 0		0- 0	1- 0
9- 2	2- 1		2- 0		CONFERENCE		1- 0		3- 1	1- 0
5- 0	1- 0		2- 0		HOME		1- 0		1- 0	0- 0
4- 2	1- 1		0- 0		AWAY		0- 0		2- 1	1- 0
0- 0	0- 0		0- 0		NEUTRAL		0- 0		0- 0	0- 0

RPI	S	Opponent	Score	RPI	S	Opponent	Score	RPI	S	Opponent	Score	RPI	S	Opponent	Score
12	A	Iowa	66 72	38	H	Indiana	69 64	53	H	LSU	57 43	104	A	Nebraska	62 56
13	N	Gonzaga	40 57	44	H	Purdue	65 63	61	A	Virginia Tech	51 67	117	A	Minnesota	46 60
19	A	Maryland	73 65					80	H	Northwestern	45 41	123	A	Penn St.	69 61
22	N	Drake	59 69					85	A	Harvard	60 49	123	H	Penn St.	74 61
25	H	Michigan St.	76 62									160	H	Stony Brook	61 47
												185	A	Illinois	71 60
												210	H	Saint Francis (PA)	96 52
												227	H	Brown	73 52
												240	H	Albany (NY)	65 39
												252	N	ETSU	68 44
												296	H	Central Conn. St.	73 44
LAST 12 Division I GAMES:															
252	N	ETSU	68 44	25	H	Michigan St.	76 62								
13	N	Gonzaga	40 57	44	H	Purdue	65 63								
117	A	Minnesota	46 60	104	A	Nebraska	62 56								
38	H	Indiana	69 64	185	A	Illinois	71 60								
123	A	Penn St.	69 61	123	H	Penn St.	74 61								
12	A	Iowa	66 72	227	H	Brown	73 52								

Non-Div I Games:

Rutgers

■ Loss,
 ■ Non-Conf, S Site,
 ■ Home
 ■ Away
 N Neutral

SFA				STRENGTH OF SCHEDULE	OPP. STRENGTH OF SCHEDULE	TEAM RPI	ADJ. RPI	CONF. RPI	ADJ CONF. RPI
Average RPI Win:	235	WON-LOST RECORD	WINNING PCT. RANK						
Average RPI Loss:	73		LAST 10 GAMES						
DIV. I ONLY	15- 3	19	0- 1	223	267	69	69	25	25
DIV. I NON-CONF.	6- 3	91	0- 1	70	164	53	53	23	23

TOTALS	RPI 1-25	RPI 26-50	W-L RECORDS	RPI 51-100	RPI 101-150	RPI 150+			
15- 3	0- 1	0- 0	OVERALL	1- 1	1- 1	13- 0			
9- 0	0- 0	0- 0	HOME	1- 0	1- 0	7- 0			
5- 3	0- 1	0- 0	AWAY	0- 1	0- 1	5- 0			
1- 0	0- 0	0- 0	NEUTRAL	0- 0	0- 0	1- 0			
6- 3	0- 1	0- 0	NON-CONFERENCE	1- 1	1- 1	4- 0			
5- 0	0- 0	0- 0	HOME	1- 0	1- 0	3- 0			
0- 3	0- 1	0- 0	AWAY	0- 1	0- 1	0- 0			
1- 0	0- 0	0- 0	NEUTRAL	0- 0	0- 0	1- 0			
9- 0	0- 0	0- 0	CONFERENCE	0- 0	0- 0	9- 0			
4- 0	0- 0	0- 0	HOME	0- 0	0- 0	4- 0			
5- 0	0- 0	0- 0	AWAY	0- 0	0- 0	5- 0			
0- 0	0- 0	0- 0	NEUTRAL	0- 0	0- 0	0- 0			

RPI 1-25				RPI 26-50				RPI 51-100 Team's RPI: 69				RPI 101+			
RPI	S	Opponent	Score	RPI	S	Opponent	Score	RPI	S	Opponent	Score	RPI	S	Opponent	Score
21	A	Miami (FL)	60 81					52	A	New Mexico	33 74	138	H	Montana St.	60 53
								76	H	Yale	67 57	147	A	Texas Tech	69 77
												157	H	Tulsa	76 34
												159	A	Abilene Christian	71 55
												184	H	Nicholls St.	70 62
												192	N	Hampton	70 68
												201	A	Sam Houston St.	78 68
												239	H	Texas Southern	74 55
												267	A	Southeastern La.	62 51
												293	A	Central Ark.	59 53
												303	H	Morgan St.	69 42
												318	H	New Orleans	97 38
												320	A	Incarnate Word	66 56
												335	H	Houston Baptist	65 53
												341	H	Northwestern St.	84 56
LAST 12 Division I GAMES:															
				52	A	New Mexico	33 74	320	A	Incarnate Word	66 56				
				76	H	Yale	67 57	318	H	New Orleans	97 38				
				335	H	Houston Baptist	65 53	341	H	Northwestern St.	84 56				
				201	A	Sam Houston St.	78 68	184	H	Nicholls St.	70 62				
				293	A	Central Ark.	59 53	267	A	Southeastern La.	62 51				
				159	A	Abilene Christian	71 55	192	N	Hampton	70 68				

Non-Div I Games: Wiley 97 38 Cameron 86 59 Our Lady of the Lak93 77

SFA

Loss, Non-Conf, S Site, H Home A Away N Neutral

Average RPI Win:	289	WON-LOST	WINNING	LAST 10	STRENGTH OF	OPP. STRENGTH	TEAM	ADJ.	CONF.	ADJ CONF.
Average RPI Loss:	167	RECORD	PCT. RANK	GAMES	SCHEDULE	OF SCHEDULE	RPI	RPI	RPI	RPI
DIV. I ONLY	9- 12	218	0- 1	306	287	241	241	22	22	
DIV. I NON-CONF.	4- 6	212	0- 0	316	250	245	245	21	21	
TOTALS	RPI 1-25	RPI 26-50	W-L RECORDS	RPI 51-100	RPI 101-150	RPI 150+				
9- 12	0- 0	0- 1	OVERALL	0- 1	0- 3	9- 7				
4- 2	0- 0	0- 0	HOME	0- 0	0- 1	4- 1				
5- 9	0- 0	0- 1	AWAY	0- 0	0- 2	5- 6				
0- 1	0- 0	0- 0	NEUTRAL	0- 1	0- 0	0- 0				
4- 6	0- 0	0- 1	NON-CONFERENCE	0- 1	0- 0	4- 4				
1- 0	0- 0	0- 0	HOME	0- 0	0- 0	1- 0				
3- 5	0- 0	0- 1	AWAY	0- 0	0- 0	3- 4				
0- 1	0- 0	0- 0	NEUTRAL	0- 1	0- 0	0- 0				
5- 6	0- 0	0- 0	CONFERENCE	0- 0	0- 3	5- 3				
3- 2	0- 0	0- 0	HOME	0- 0	0- 1	3- 1				
2- 4	0- 0	0- 0	AWAY	0- 0	0- 2	2- 2				
0- 0	0- 0	0- 0	NEUTRAL	0- 0	0- 0	0- 0				

RPI 1-25			RPI 26-50			RPI 51-100			RPI 101+			Team's RPI: 241
RPI	S	Opponent	Score	RPI	S	Opponent	Score	RPI	S	Opponent	Score	
29	A	Missouri	36 59	58	N	Missouri St.	65 68	122	H	Morehead St.	67 73	
								127	A	UT Martin	55 68	
								150	A	Tennessee Tech	55 79	
								185	A	Illinois	57 74	
								190	A	Saint Louis	56 63	
								191	H	Illinois St.	68 61	
								199	A	Southeast Mo. St.	58 63	
								199	H	Southeast Mo. St.	52 62	
								220	A	UMKC	75 80	
								229	A	Jacksonville St.	51 47	
								246	A	Loyola Chicago	43 56	
								275	A	Austin Peay	65 77	
								275	H	Austin Peay	69 68	
								286	A	Eastern Ill.	65 56	
								288	H	Murray St.	71 54	
								317	H	Eastern Ky.	74 55	
								334	A	Purdue Fort Wayne	57 49	
								338	A	Evansville	54 45	
								347	A	Chicago St.	82 66	
LAST 12 Division I GAMES:												
275	A	Austin Peay	65 77	275	H	Austin Peay	69 68					
317	H	Eastern Ky.	74 55	229	A	Jacksonville St.	51 47					
122	H	Morehead St.	67 73	150	A	Tennessee Tech	55 79					
127	A	UT Martin	55 68	286	A	Eastern Ill.	65 56					
199	A	Southeast Mo. St.	58 63	199	H	Southeast Mo. St.	52 62					
288	H	Murray St.	71 54	58	N	Missouri St.	65 68					

Non-Div I Games: McKendree 64 63

SIUE

■ Loss,
 ■ Non-Conf,
 ■ S Site,
 ■ Home
 ■ A Away
 N Neutral

SMU

S
M
U

SMU

Page 244

Sacramento St.

Through Games Of Feb. 8, 2019

Average RPI Win:	246	WON-LOST	WINNING	LAST 10	STRENGTH OF	OPP. STRENGTH	TEAM	ADJ.	CONF.	ADJ CONF.
Average RPI Loss:	122	RECORD	PCT. RANK	GAMES	SCHEDULE	OF SCHEDULE	RPI	RPI	RPI	RPI
DIV. I ONLY	7- 11	238	1- 0	173	200	232	232	16	16	
DIV. I NON-CONF.	3- 4	199	1- 0	137	257	212	212	12	12	
TOTALS	RPI 1-25	RPI 26-50	W-L RECORDS	RPI 51-100	RPI 101-150	RPI 150+				
7- 11	0- 0	0- 0	OVERALL	0- 3	0- 6	7- 2				
4- 5	0- 0	0- 0	HOME	0- 1	0- 3	4- 1				
1- 5	0- 0	0- 0	AWAY	0- 2	0- 2	1- 1				
2- 1	0- 0	0- 0	NEUTRAL	0- 0	0- 1	2- 0				
3- 4	0- 0	0- 0	NON-CONFERENCE	0- 2	0- 1	3- 1				
1- 2	0- 0	0- 0	HOME	0- 1	0- 0	1- 1				
0- 1	0- 0	0- 0	AWAY	0- 1	0- 0	0- 0				
2- 1	0- 0	0- 0	NEUTRAL	0- 0	0- 1	2- 0				
4- 7	0- 0	0- 0	CONFERENCE	0- 1	0- 5	4- 1				
3- 3	0- 0	0- 0	HOME	0- 0	0- 3	3- 0				
1- 4	0- 0	0- 0	AWAY	0- 1	0- 2	1- 1				
0- 0	0- 0	0- 0	NEUTRAL	0- 0	0- 0	0- 0				

RPI 1-25			RPI 26-50			RPI 51-100			RPI 101+			Team's RPI: 232
RPI	S	Opponent	Score	RPI	S	Opponent	Score	RPI	S	Opponent	Score	
						52 A New Mexico	53 85	101 A Idaho St.		43 73		
						81 H UC Davis	60 109	101 H Idaho St.		42 56		
						93 A Idaho	66 104	106 A Northern Colo.		69 82		
								133 N Pepperdine		97 113		
								138 H Montana St.		53 69		
								146 H Montana		86 88		
								153 A Portland St.		58 74		
								185 N Illinois		109 107		
								192 N Hampton		65 61		
								200 A Eastern Wash.		73 70		
								234 H San Francisco		75 86		
								243 H Northern Ariz.		65 61		
								274 H Southern Utah		77 76		
								305 H Weber St.		77 62		
								323 H Cal Poly		88 85		
LAST 12 Division I GAMES:												
192	N	Hampton	65 61	274	H	Southern Utah	77 76					
153	A	Portland St.	58 74	243	H	Northern Ariz.	65 61					
305	H	Weber St.	77 62	101	A	Idaho St.	43 73					
101	H	Idaho St.	42 56	138	H	Montana St.	53 69					
200	A	Eastern Wash.	73 70	146	H	Montana	86 88					
93	A	Idaho	66 104	106	A	Northern Colo.	69 82					

Non-Div I Games: Antelope Valley 86 80

Sacramento St.

Loss, Non-Conf, S Site, H Home A Away N Neutral

Sacred Heart

Through Games Of Feb. 8, 2019

Average RPI Win:	303	WON-LOST	WINNING	LAST 10	STRENGTH OF	OPP. STRENGTH	TEAM	ADJ.	CONF.	ADJ CONF.
Average RPI Loss:	180	RECORD	PCT. RANK	GAMES	SCHEDULE	OF SCHEDULE	RPI	RPI	RPI	RPI
DIV. I ONLY	10- 10	159	0- 1	300	334	238	238	31	31	
DIV. I NON-CONF.	4- 7	228	0- 0	226	264	228	228	31	31	
TOTALS	RPI 1-25	RPI 26-50	W-L RECORDS	RPI 51-100	RPI 101-150	RPI 150+				
10- 10	0- 0	0- 1	OVERALL	0- 1	0- 1	10- 7				
5- 4	0- 0	0- 0	HOME	0- 0	0- 0	5- 4				
5- 6	0- 0	0- 1	AWAY	0- 1	0- 1	5- 3				
0- 0	0- 0	0- 0	NEUTRAL	0- 0	0- 0	0- 0				
4- 7	0- 0	0- 1	NON-CONFERENCE	0- 1	0- 1	4- 4				
1- 3	0- 0	0- 0	HOME	0- 0	0- 0	1- 3				
3- 4	0- 0	0- 1	AWAY	0- 1	0- 1	3- 1				
0- 0	0- 0	0- 0	NEUTRAL	0- 0	0- 0	0- 0				
6- 3	0- 0	0- 0	CONFERENCE	0- 0	0- 0	6- 3				
4- 1	0- 0	0- 0	HOME	0- 0	0- 0	4- 1				
2- 2	0- 0	0- 0	AWAY	0- 0	0- 0	2- 2				
0- 0	0- 0	0- 0	NEUTRAL	0- 0	0- 0	0- 0				

RPI 1-25			RPI 26-50			RPI 51-100			RPI 101+ Team's RPI: 238		
RPI	S	Opponent	Score	RPI	S	Opponent	Score	RPI	S	Opponent	Score
				26	A	Kentucky	43 71	96	A	Providence	52 62
								139	A	Lehigh	66 70
								160	H	Stony Brook	58 73
								197	A	Massachusetts	61 78
								210	A	Saint Francis (PA)	68 85
								215	A	Robert Morris	46 64
								235	H	Monmouth	50 55
								254	A	Hofstra	70 64
								259	A	St. Francis Brooklyn	68 66
								259	H	St. Francis Brooklyn	53 56
								266	H	Saint Joseph's	44 61
								272	H	Siena	72 50
								296	H	Central Conn. St.	66 61
								302	H	Bryant	49 48
								313	A	Manhattan	74 46
								326	A	New Hampshire	71 60
								327	A	Wagner	80 68
								327	H	Wagner	72 64
								351	H	LIU Brooklyn	75 53
LAST 12 Division I GAMES:											
259	H	St. Francis Brooklyn	53 56	327	A	Wagner	80 68				
215	A	Robert Morris	46 64	351	H	LIU Brooklyn	75 53				
210	A	Saint Francis (PA)	68 85	296	H	Central Conn. St.	66 61				
327	H	Wagner	72 64	26	A	Kentucky	43 71				
259	A	St. Francis Brooklyn	68 66	266	H	Saint Joseph's	44 61				
302	H	Bryant	49 48	313	A	Manhattan	74 46				

Non-Div I Games:

Sacred Heart

■ Loss,
 ■ Non-Conf,
 ■ S Site,
 ■ H Home
 ■ A Away
 N Neutral

Average RPI Win:	277	WON-LOST	WINNING	LAST 10	STRENGTH OF	OPP. STRENGTH	TEAM	ADJ.	CONF.	ADJ CONF.
Average RPI Loss:	150	RECORD	PCT. RANK	GAMES	SCHEDULE	OF SCHEDULE	RPI	RPI	RPI	RPI
DIV. I ONLY	8- 12	230	0- 1	195	283	210	210	31	31	
DIV. I NON-CONF.	2- 9	297	0- 1	39	109	207	207	31	31	
TOTALS	RPI 1-25	RPI 26-50	W-L RECORDS	RPI 51-100	RPI 101-150	RPI 150+				
8- 12	0- 2	0- 0	OVERALL	0- 2	1- 3	7- 5				
5- 2	0- 0	0- 0	HOME	0- 1	1- 0	4- 1				
3- 8	0- 2	0- 0	AWAY	0- 0	0- 2	3- 4				
0- 2	0- 0	0- 0	NEUTRAL	0- 1	0- 1	0- 0				
2- 9	0- 2	0- 0	NON-CONFERENCE	0- 2	1- 3	1- 2				
1- 2	0- 0	0- 0	HOME	0- 1	1- 0	0- 1				
1- 5	0- 2	0- 0	AWAY	0- 0	0- 2	1- 1				
0- 2	0- 0	0- 0	NEUTRAL	0- 1	0- 1	0- 0				
6- 3	0- 0	0- 0	CONFERENCE	0- 0	0- 0	6- 3				
4- 0	0- 0	0- 0	HOME	0- 0	0- 0	4- 0				
2- 3	0- 0	0- 0	AWAY	0- 0	0- 0	2- 3				
0- 0	0- 0	0- 0	NEUTRAL	0- 0	0- 0	0- 0				

RPI 1-25				RPI 26-50				RPI 51-100				RPI 101+ Team's RPI: 210			
RPI	S	Opponent	Score	RPI	S	Opponent	Score	RPI	S	Opponent	Score	RPI	S	Opponent	Score
2	A	Baylor	58 116					57	N	Boise St.	64 78	122	H	Morehead St.	89 83
15	A	Rutgers	52 96					67	H	FGCU	69 83	129	A	Pittsburgh	75 78
												131	A	Youngstown St.	56 80
												146	N	Montana	77 79
												158	H	Duquesne	73 93
												238	H	Sacred Heart	85 68
												242	A	Liberty	53 82
												247	A	Mt. St. Mary's	83 72
												247	H	Mt. St. Mary's	68 66
												259	A	St. Francis Brooklyn	65 78
												296	A	Central Conn. St.	62 73
												302	A	Bryant	63 66
												327	H	Wagner	107 70
												342	A	Longwood	91 88
												344	H	Fairleigh Dickinson	75 64
												351	A	LIU Brooklyn	80 66
LAST 12 Division I GAMES:															
146	N	Montana	77 79	259	A	St. Francis Brooklyn	65 78								
247	A	Mt. St. Mary's	83 72	351	A	LIU Brooklyn	80 66								
327	H	Wagner	107 70	247	H	Mt. St. Mary's	68 66								
238	H	Sacred Heart	85 68	344	H	Fairleigh Dickinson	75 64								
302	A	Bryant	63 66	129	A	Pittsburgh	75 78								
296	A	Central Conn. St.	62 73	122	H	Morehead St.	89 83								

Non-Div I Games: Seton Hill 86 74

Saint Francis (PA)

Loss, Non-Conf, S Site, H Home A Away N Neutral

Saint Joseph's

Through Games Of Feb. 8, 2019

Average RPI Win:	236	WON-LOST	WINNING	LAST 10	STRENGTH OF	OPP. STRENGTH	TEAM	ADJ.	CONF.	ADJ CONF.
Average RPI Loss:	137	RECORD	PCT. RANK	GAMES	SCHEDULE	OF SCHEDULE	RPI	RPI	RPI	RPI
DIV. I ONLY	7- 15	265	1- 0	168	177	266	266	17	17	
DIV. I NON-CONF.	4- 9	252	1- 0	143	207	258	258	16	16	
TOTALS	RPI 1-25	RPI 26-50	W-L RECORDS	RPI 51-100	RPI 101-150	RPI 150+				
7- 15	0- 0	0- 1	OVERALL	0- 3	1- 4	6- 7				
6- 7	0- 0	0- 1	HOME	0- 1	1- 2	5- 3				
1- 8	0- 0	0- 0	AWAY	0- 2	0- 2	1- 4				
0- 0	0- 0	0- 0	NEUTRAL	0- 0	0- 0	0- 0				
4- 9	0- 0	0- 1	NON-CONFERENCE	0- 3	0- 1	4- 4				
3- 5	0- 0	0- 1	HOME	0- 1	0- 1	3- 2				
1- 4	0- 0	0- 0	AWAY	0- 2	0- 0	1- 2				
0- 0	0- 0	0- 0	NEUTRAL	0- 0	0- 0	0- 0				
3- 6	0- 0	0- 0	CONFERENCE	0- 0	1- 3	2- 3				
3- 2	0- 0	0- 0	HOME	0- 0	1- 1	2- 1				
0- 4	0- 0	0- 0	AWAY	0- 0	0- 2	0- 2				
0- 0	0- 0	0- 0	NEUTRAL	0- 0	0- 0	0- 0				

RPI S	Opponent	Score	RPI S	Opponent	Score	RPI S	Opponent	Score	RPI S	Opponent	Score	Team's RPI: 266
41	H Villanova	35 47	65	H Auburn	70 81	102	A Dayton	65 72	112	H Towson	52 73	
			79	A Penn	45 65	113	A VCU	40 59	113	H VCU	47 65	
			83	A Drexel	34 51	149	H Davidson	66 54	155	A Delaware	39 48	
						158	A Duquesne	73 81	178	H Temple	52 58	
						188	H Rider	54 56	190	H Saint Louis	49 62	
						206	H St. Bonaventure	66 41	214	A Navy	48 49	
						222	H Niagara	68 54	238	A Sacred Heart	61 44	
						258	H Columbia	68 61	260	A Richmond	45 46	
						280	H La Salle	60 57	300	H Loyola Maryland	49 46	
LAST 12 Division I GAMES:												
300	H Loyola Maryland	49 46	158	A Duquesne	73 81							
149	H Davidson	66 54	206	H St. Bonaventure	66 41							
113	H VCU	47 65	190	H Saint Louis	49 62							
102	A Dayton	65 72	113	A VCU	40 59							
260	A Richmond	45 46	214	A Navy	48 49							
280	H La Salle	60 57	155	A Delaware	39 48							

Non-Div I Games:

Saint Joseph's

■ Loss,
 ■ Non-Conf,
 ■ S Site,
 ■ H Home
 ■ A Away
 N Neutral

Saint Louis

Through Games Of Feb. 8, 2019

Average RPI Win:	208	WON-LOST	WINNING	LAST 10	STRENGTH OF	OPP. STRENGTH	TEAM	ADJ.	CONF.	ADJ CONF.
Average RPI Loss:	127	RECORD	PCT. RANK	GAMES	SCHEDULE	OF SCHEDULE	RPI	RPI	RPI	RPI
DIV. I ONLY	10- 13	213	1- 0	186	108	190	190	17	17	
DIV. I NON-CONF.	5- 8	224	1- 0	197	43	215	215	16	16	
TOTALS	RPI 1-25	RPI 26-50	W-L RECORDS	RPI 51-100	RPI 101-150	RPI 150+				
10- 13	0- 1	0- 1	OVERALL	1- 2	1- 4	8- 5				
5- 6	0- 1	0- 1	HOME	0- 1	1- 1	4- 2				
5- 5	0- 0	0- 0	AWAY	1- 0	0- 2	4- 3				
0- 2	0- 0	0- 0	NEUTRAL	0- 1	0- 1	0- 0				
5- 8	0- 1	0- 1	NON-CONFERENCE	1- 2	0- 1	4- 3				
2- 4	0- 1	0- 1	HOME	0- 1	0- 0	2- 1				
3- 2	0- 0	0- 0	AWAY	1- 0	0- 0	2- 2				
0- 2	0- 0	0- 0	NEUTRAL	0- 1	0- 1	0- 0				
5- 5	0- 0	0- 0	CONFERENCE	0- 0	1- 3	4- 2				
3- 2	0- 0	0- 0	HOME	0- 0	1- 1	2- 1				
2- 3	0- 0	0- 0	AWAY	0- 0	0- 2	2- 1				
0- 0	0- 0	0- 0	NEUTRAL	0- 0	0- 0	0- 0				

RPI 1-25				RPI 26-50				RPI 51-100				RPI 101+ Team's RPI: 190			
RPI	S	Opponent	Score	RPI	S	Opponent	Score	RPI	S	Opponent	Score	RPI	S	Opponent	Score
6	H	UConn	42 98	29	H	Missouri	62 74	76	N	Yale	52 58	102	H	Dayton	68 65
								88	H	Cincinnati	50 51	113	A	VCU	47 57
								97	A	Virginia	67 65	130	N	Chattanooga	61 71
												137	A	Fordham	51 54
												137	H	Fordham	53 56
												157	A	Tulsa	75 86
												162	H	Southern Ill.	62 58
												171	H	Indiana St.	56 60
												191	A	Illinois St.	67 72
												194	H	George Washington	60 44
												197	A	Massachusetts	66 70
												202	H	George Mason	60 53
												206	A	St. Bonaventure	62 45
												216	H	Rhode Island	56 68
												241	H	SIUE	63 56
												266	A	Saint Joseph's	62 49
												294	A	Fla. Atlantic	93 61
												317	A	Eastern Ky.	70 43
LAST 12 Division I GAMES:															
294	A	Fla. Atlantic	93 61	206	A	St. Bonaventure	62 45								
137	A	Fordham	51 54	216	H	Rhode Island	56 68								
194	H	George Washington	60 44	137	H	Fordham	53 56								
202	H	George Mason	60 53	266	A	Saint Joseph's	62 49								
113	A	VCU	47 57	197	A	Massachusetts	66 70								
102	H	Dayton	68 65	76	N	Yale	52 58								

Non-Div I Games:

Saint Louis

■ Loss,
 ■ Non-Conf,
 ■ S Site,
 ■ Home
 ■ A Away
 N Neutral

Average RPI Win:	166	WON-LOST	WINNING	LAST 10	STRENGTH OF	OPP. STRENGTH	TEAM	ADJ.	CONF.	ADJ CONF.
Average RPI Loss:	36	RECORD	PCT. RANK	GAMES	SCHEDULE	OF SCHEDULE	RPI	RPI	RPI	RPI
DIV. I ONLY	15- 8	92	1- 0	48	71	47	47	8	8	
DIV. I NON-CONF.	7- 4	109	1- 0	91	36	59	59	7	7	
TOTALS	RPI 1-25	RPI 26-50	W-L RECORDS	RPI 51-100	RPI 101-150	RPI 150+				
15- 8	0- 3	1- 3	OVERALL	3- 2	2- 0	9- 0				
6- 4	0- 2	0- 2	HOME	2- 0	1- 0	3- 0				
7- 4	0- 1	1- 1	AWAY	0- 2	1- 0	5- 0				
2- 0	0- 0	0- 0	NEUTRAL	1- 0	0- 0	1- 0				
7- 4	0- 1	0- 2	NON-CONFERENCE	2- 1	1- 0	4- 0				
2- 2	0- 1	0- 1	HOME	1- 0	0- 0	1- 0				
3- 2	0- 0	0- 1	AWAY	0- 1	1- 0	2- 0				
2- 0	0- 0	0- 0	NEUTRAL	1- 0	0- 0	1- 0				
8- 4	0- 2	1- 1	CONFERENCE	1- 1	1- 0	5- 0				
4- 2	0- 1	0- 1	HOME	1- 0	1- 0	2- 0				
4- 2	0- 1	1- 0	AWAY	0- 1	0- 0	3- 0				
0- 0	0- 0	0- 0	NEUTRAL	0- 0	0- 0	0- 0				

RPI 1-25				RPI 26-50				Team's RPI: 47	RPI 51-100				RPI 101+			
RPI	S	Opponent	Score	RPI	S	Opponent	Score		RPI	S	Opponent	Score	RPI	S	Opponent	Score
5	H	Oregon	55 79	30	H	California	78 81		51	H	Wyoming	90 84	132	A	Washington St.	70 64
13	A	Gonzaga	62 74	32	A	Oregon St.	56 89		74	N	Old Dominion	83 65	133	H	Pepperdine	79 68
13	H	Gonzaga	52 66	39	A	BYU	78 75		77	A	Pacific	67 76	161	A	Portland	98 91
				39	H	BYU	73 74		81	A	UC Davis	74 76	161	H	Portland	113 85
									100	H	Loyola Marymount	86 62	174	N	Texas St.	89 62
													177	A	Santa Clara	83 59
													187	H	Milwaukee	73 71
													234	A	San Francisco	80 65
													253	H	San Diego	74 60
													297	A	UC Santa Barbara	80 55
													323	A	Cal Poly	69 51
LAST 12 Division I GAMES:																
74	N	Old Dominion	83 65	177	A	Santa Clara	83 59									
39	A	BYU	78 75	234	A	San Francisco	80 65									
13	H	Gonzaga	52 66	39	H	BYU	73 74									
161	H	Portland	113 85	253	H	San Diego	74 60									
100	H	Loyola Marymount	86 62	161	A	Portland	98 91									
133	H	Pepperdine	79 68	13	A	Gonzaga	62 74									

Non-Div I Games:

Saint Mary's (CA)

■ Loss,
■ Non-Conf,
■ S Site,
■ H Home
■ A Away
N Neutral

Saint Peter's

Through Games Of Feb. 8, 2019

Average RPI Win:	328	WON-LOST	WINNING	LAST 10	STRENGTH OF	OPP. STRENGTH	TEAM	ADJ.	CONF.	ADJ CONF.
Average RPI Loss:	206	RECORD	PCT. RANK	GAMES	SCHEDULE	OF SCHEDULE	RPI	RPI	RPI	RPI
DIV. I ONLY	6- 15	282	0- 1	304	347	322	322	27	27	
DIV. I NON-CONF.	5- 6	177	0- 0	323	349	291	291	28	28	
TOTALS	RPI 1-25	RPI 26-50	W-L RECORDS	RPI 51-100	RPI 101-150	RPI 150+				
6- 15	0- 0	0- 0	OVERALL	0- 2	0- 3	6- 10				
4- 5	0- 0	0- 0	HOME	0- 0	0- 1	4- 4				
2- 10	0- 0	0- 0	AWAY	0- 2	0- 2	2- 6				
0- 0	0- 0	0- 0	NEUTRAL	0- 0	0- 0	0- 0				
5- 6	0- 0	0- 0	NON-CONFERENCE	0- 1	0- 2	5- 3				
4- 1	0- 0	0- 0	HOME	0- 0	0- 0	4- 1				
1- 5	0- 0	0- 0	AWAY	0- 1	0- 2	1- 2				
0- 0	0- 0	0- 0	NEUTRAL	0- 0	0- 0	0- 0				
1- 9	0- 0	0- 0	CONFERENCE	0- 1	0- 1	1- 7				
0- 4	0- 0	0- 0	HOME	0- 0	0- 1	0- 3				
1- 5	0- 0	0- 0	AWAY	0- 1	0- 0	1- 4				
0- 0	0- 0	0- 0	NEUTRAL	0- 0	0- 0	0- 0				

RPI 1-25				RPI 26-50				RPI 51-100				RPI 101+				Team's RPI: 322	
RPI	S	Opponent	Score	RPI	S	Opponent	Score	RPI	S	Opponent	Score	RPI	S	Opponent	Score		
								64	A	Quinnipiac	45	90	108	A	Boston College	57	89
								76	A	Yale	56	72	111	A	Seton Hall	47	90
													147	H	Marist	42	62
													188	A	Rider	38	60
													222	A	Niagara	57	81
													222	H	Niagara	66	75
													250	H	Cal St. Fullerton	45	69
													259	A	St. Francis Brooklyn	70	74
													272	A	Siena	46	50
													272	H	Siena	57	84
													285	A	Canisius	59	78
													285	H	Canisius	62	75
													310	H	NJIT	70	57
													312	A	Fairfield	68	65
													324	A	UMass Lowell	57	59
													325	A	Lafayette	62	60
													327	H	Wagner	69	57
													344	H	Fairleigh Dickinson	75	58
													351	H	LIU Brooklyn	86	59
LAST 12 Division I GAMES:																	
285	A	Canisius	59	78	285	H	Canisius	62	75								
222	A	Niagara	57	81	222	H	Niagara	66	75								
272	A	Siena	46	50	64	A	Quinnipiac	45	90								
147	H	Marist	42	62	272	H	Siena	57	84								
188	A	Rider	38	60	344	H	Fairleigh Dickinson	75	58								
312	A	Fairfield	68	65	259	A	St. Francis Brooklyn	70	74								

Non-Div I Games:

Saint Peter's

■ Loss,
 ■ Non-Conf,
 ■ S Site,
 ■ H Home
 ■ A Away
 N Neutral

Average RPI Win:	290	WON-LOST	WINNING	LAST 10	STRENGTH OF	OPP. STRENGTH	TEAM	ADJ.	CONF.	ADJ CONF.
Average RPI Loss:	131	RECORD	PCT. RANK	GAMES	SCHEDULE	OF SCHEDULE	RPI	RPI	RPI	RPI
DIV. I ONLY	8- 9	191	1- 0	233	252	201	201	25	25	
DIV. I NON-CONF.	2- 5	264	0- 0	96	129	166	166	23	23	
TOTALS	RPI 1-25	RPI 26-50	W-L RECORDS	RPI 51-100	RPI 101-150	RPI 150+				
8- 9	0- 0	0- 1	OVERALL	0- 4	0- 0	8- 4				
3- 4	0- 0	0- 0	HOME	0- 2	0- 0	3- 2				
5- 4	0- 0	0- 1	AWAY	0- 1	0- 0	5- 2				
0- 1	0- 0	0- 0	NEUTRAL	0- 1	0- 0	0- 0				
2- 5	0- 0	0- 1	NON-CONFERENCE	0- 2	0- 0	2- 2				
0- 1	0- 0	0- 0	HOME	0- 0	0- 0	0- 1				
2- 3	0- 0	0- 1	AWAY	0- 1	0- 0	2- 1				
0- 1	0- 0	0- 0	NEUTRAL	0- 1	0- 0	0- 0				
6- 4	0- 0	0- 0	CONFERENCE	0- 2	0- 0	6- 2				
3- 3	0- 0	0- 0	HOME	0- 2	0- 0	3- 1				
3- 1	0- 0	0- 0	AWAY	0- 0	0- 0	3- 1				
0- 0	0- 0	0- 0	NEUTRAL	0- 0	0- 0	0- 0				

RPI 1-25				RPI 26-50				RPI 51-100				RPI 101+				Team's RPI: 201	
RPI	S	Opponent	Score	RPI	S	Opponent	Score	RPI	S	Opponent	Score	RPI	S	Opponent	Score		
				48	A	TCU	59 72	53	A	LSU	52 66	159	H	Abilene Christian	79 91		
								59	H	Lamar University	72 83	179	H	Oral Roberts	62 73		
								69	H	SFA	68 78	186	A	Southern Miss.	65 61		
								92	N	Troy	79 84	255	A	Louisiana	68 62		
												256	A	Wichita St.	55 63		
												263	A	A&M-Corpus Christi	61 76		
												267	H	Southeastern La.	94 63		
												293	H	Central Ark.	66 62		
												320	A	Incarnate Word	76 56		
												321	A	McNeese	93 80		
												335	A	Houston Baptist	74 63		
												341	H	Northwestern St.	66 55		
LAST 12 Division I GAMES:																	
				321	A	McNeese	93 80	263	A	A&M-Corpus Christi	61 76						
				69	H	SFA	68 78	320	A	Incarnate Word	76 56						
				267	H	Southeastern La.	94 63	293	H	Central Ark.	66 62						
				59	H	Lamar University	72 83	159	H	Abilene Christian	79 91						
				341	H	Northwestern St.	66 55	48	A	TCU	59 72						
				335	A	Houston Baptist	74 63	179	H	Oral Roberts	62 73						

Non-Div I Games: UNKNOWN 94 46 Wiley 101 63 Jarvis Christian 100 55

Sam Houston St.

Average RPI Win:	265	WON-LOST	WINNING	LAST 10	STRENGTH OF	OPP. STRENGTH	TEAM	ADJ.	CONF.	ADJ CONF.
Average RPI Loss:	169	RECORD	PCT. RANK	GAMES	SCHEDULE	OF SCHEDULE	RPI	RPI	RPI	RPI
DIV. I ONLY	5- 15	302	0- 1	217	219	262	262	26	26	
DIV. I NON-CONF.	3- 10	278	0- 0	140	204	221	221	24	24	
TOTALS	RPI 1-25	RPI 26-50	W-L RECORDS	RPI 51-100	RPI 101-150	RPI 150+				
5- 15	0- 0	0- 0	OVERALL	0- 3	0- 4	5- 8				
2- 2	0- 0	0- 0	HOME	0- 0	0- 2	2- 0				
3- 13	0- 0	0- 0	AWAY	0- 3	0- 2	3- 8				
0- 0	0- 0	0- 0	NEUTRAL	0- 0	0- 0	0- 0				
3- 10	0- 0	0- 0	NON-CONFERENCE	0- 3	0- 3	3- 4				
1- 1	0- 0	0- 0	HOME	0- 0	0- 1	1- 0				
2- 9	0- 0	0- 0	AWAY	0- 3	0- 2	2- 4				
0- 0	0- 0	0- 0	NEUTRAL	0- 0	0- 0	0- 0				
2- 5	0- 0	0- 0	CONFERENCE	0- 0	0- 1	2- 4				
1- 1	0- 0	0- 0	HOME	0- 0	0- 1	1- 0				
1- 4	0- 0	0- 0	AWAY	0- 0	0- 0	1- 4				
0- 0	0- 0	0- 0	NEUTRAL	0- 0	0- 0	0- 0				

RPI 1-25				RPI 26-50				RPI 51-100				RPI 101+				Team's RPI: 262	
RPI	S	Opponent	Score	RPI	S	Opponent	Score	RPI	S	Opponent	Score	RPI	S	Opponent	Score		
								65	A	Auburn	46	73	126	H	UAB	41	66
								87	A	Oklahoma St.	62	82	127	A	UT Martin	68	89
								92	A	Troy	52	72	130	H	Chattanooga	63	73
													142	A	Colorado	39	81
													152	A	Mercer	68	76
													170	A	Denver	87	83
													175	A	Vanderbilt	52	77
													186	A	Southern Miss.	40	76
													192	A	Hampton	57	64
													225	A	Memphis	48	53
													233	A	Furman	36	57
													236	A	Alabama St.	60	51
													252	H	ETSU	79	58
													289	A	Wofford	62	71
													309	A	UNC Greensboro	54	55
													331	H	Presbyterian	75	54
													336	A	Western Caro.	75	42
LAST 12 Division I GAMES:																	
289	A	Wofford	62	71	152	A	Mercer	68	76								
233	A	Furman	36	57	175	A	Vanderbilt	52	77								
130	H	Chattanooga	63	73	142	A	Colorado	39	81								
252	H	ETSU	79	58	170	A	Denver	87	83								
336	A	Western Caro.	75	42	65	A	Auburn	46	73								
309	A	UNC Greensboro	54	55	225	A	Memphis	48	53								

Non-Div I Games: Rhodes 71 54 Montevallo 73 47

Samford

Loss, Non-Conf, S Site, H Home A Away N Neutral

San Diego

Through Games Of Feb. 8, 2019

Average RPI Win:	241	WON-LOST	WINNING	LAST 10	STRENGTH OF	OPP. STRENGTH	TEAM	ADJ.	CONF.	ADJ CONF.
Average RPI Loss:	121	RECORD	PCT. RANK	GAMES	SCHEDULE	OF SCHEDULE	RPI	RPI	RPI	RPI
DIV. I ONLY	7- 15	265	0- 1	183	110	253	253	8	8	
DIV. I NON-CONF.	6- 4	125	0- 0	318	210	223	223	7	7	
TOTALS	RPI 1-25	RPI 26-50	W-L RECORDS	RPI 51-100	RPI 101-150	RPI 150+				
7- 15	0- 1	0- 3	OVERALL	0- 4	0- 3	7- 4				
5- 7	0- 1	0- 2	HOME	0- 2	0- 1	5- 1				
2- 8	0- 0	0- 1	AWAY	0- 2	0- 2	2- 3				
0- 0	0- 0	0- 0	NEUTRAL	0- 0	0- 0	0- 0				
6- 4	0- 0	0- 1	NON-CONFERENCE	0- 0	0- 1	6- 2				
5- 1	0- 0	0- 1	HOME	0- 0	0- 0	5- 0				
1- 3	0- 0	0- 0	AWAY	0- 0	0- 1	1- 2				
0- 0	0- 0	0- 0	NEUTRAL	0- 0	0- 0	0- 0				
1- 11	0- 1	0- 2	CONFERENCE	0- 4	0- 2	1- 2				
0- 6	0- 1	0- 1	HOME	0- 2	0- 1	0- 1				
1- 5	0- 0	0- 1	AWAY	0- 2	0- 1	1- 1				
0- 0	0- 0	0- 0	NEUTRAL	0- 0	0- 0	0- 0				

RPI	S	Opponent	Score	RPI	S	Opponent	Score	RPI	S	Opponent	Score	RPI	S	Opponent	Score	Team's RPI: 253
13	H	Gonzaga	61 86	30	H	California	53 70	77	A	Pacific	47 79	117	A	Minnesota	48 53	
				39	H	BYU	56 65	77	H	Pacific	53 70	133	A	Pepperdine	65 88	
				47	A	Saint Mary's (CA)	60 74	100	A	Loyola Marymount	57 83	133	H	Pepperdine	55 74	
								100	H	Loyola Marymount	52 69	161	H	Portland	60 69	
												177	A	Santa Clara	57 49	
												208	H	Dartmouth	78 76	
												217	H	San Diego St.	72 71	
												224	H	Hawaii	58 50	
												234	A	San Francisco	57 68	
												261	A	Long Beach St.	60 56	
												268	H	Cleveland St.	83 82	
												274	A	Southern Utah	59 69	
												287	A	UTSA	77 87	
												329	H	San Jose St.	83 79	
LAST 12 Division I GAMES:																
77	H	Pacific	53 70	77	A	Pacific	47 79									
100	A	Loyola Marymount	57 83	47	A	Saint Mary's (CA)	60 74									
133	A	Pepperdine	65 88	133	H	Pepperdine	55 74									
39	H	BYU	56 65	100	H	Loyola Marymount	52 69									
13	H	Gonzaga	61 86	177	A	Santa Clara	57 49									
161	H	Portland	60 69	234	A	San Francisco	57 68									

Non-Div I Games: Cal St. San B'dino 76 58

San Diego

■ Loss,
■ Non-Conf,
■ S Site,
■ H Home
■ A Away
N Neutral

Average RPI Win:	235	WON-LOST	WINNING	LAST 10	STRENGTH OF	OPP. STRENGTH	TEAM	ADJ.	CONF.	ADJ CONF.
Average RPI Loss:	143	RECORD	PCT. RANK	GAMES	SCHEDULE	OF SCHEDULE	RPI	RPI	RPI	RPI
DIV. I ONLY	8- 12	230	1- 0	163	201	217	217	15	15	
DIV. I NON-CONF.	5- 6	177	0- 0	252	281	234	234	13	13	
TOTALS	RPI 1-25	RPI 26-50	W-L RECORDS	RPI 51-100	RPI 101-150	RPI 150+				
8- 12	0- 0	0- 1	OVERALL	1- 4	0- 2	7- 5				
6- 5	0- 0	0- 1	HOME	1- 2	0- 1	5- 1				
2- 7	0- 0	0- 0	AWAY	0- 2	0- 1	2- 4				
0- 0	0- 0	0- 0	NEUTRAL	0- 0	0- 0	0- 0				
5- 6	0- 0	0- 1	NON-CONFERENCE	0- 1	0- 1	5- 3				
3- 3	0- 0	0- 1	HOME	0- 1	0- 0	3- 1				
2- 3	0- 0	0- 0	AWAY	0- 0	0- 1	2- 2				
0- 0	0- 0	0- 0	NEUTRAL	0- 0	0- 0	0- 0				
3- 6	0- 0	0- 0	CONFERENCE	1- 3	0- 1	2- 2				
3- 2	0- 0	0- 0	HOME	1- 1	0- 1	2- 0				
0- 4	0- 0	0- 0	AWAY	0- 2	0- 0	0- 2				
0- 0	0- 0	0- 0	NEUTRAL	0- 0	0- 0	0- 0				

RPI 1-25				RPI 26-50				RPI 51-100				RPI 101+ Team's RPI: 217			
RPI	S	Opponent	Score	RPI	S	Opponent	Score	RPI	S	Opponent	Score	RPI	S	Opponent	Score
				48	H	TCU	64 81	51	A	Wyoming	45 87	115	H	Fresno St.	81 87
								52	A	New Mexico	62 70	143	A	CSUN	74 77
								52	H	New Mexico	61 59	172	A	UC Irvine	78 70
								57	H	Boise St.	66 69	177	A	Santa Clara	43 60
								68	H	Arizona	60 69	209	A	UNLV	57 71
												224	H	Hawaii	58 57
												249	A	Air Force	66 75
												249	H	Air Force	70 61
												250	A	Cal St. Fullerton	83 72
												253	A	San Diego	71 72
												283	H	California Baptist	83 67
												297	H	UC Santa Barbara	58 63
												320	H	Incarinate Word	81 38
												329	H	San Jose St.	69 68
LAST 12 Division I GAMES:															
				52	H	New Mexico	61 59	249	H	Air Force	70 61				
				329	H	San Jose St.	69 68	51	A	Wyoming	45 87				
				249	A	Air Force	66 75	57	H	Boise St.	66 69				
				209	A	UNLV	57 71	297	H	UC Santa Barbara	58 63				
				115	H	Fresno St.	81 87	143	A	CSUN	74 77				
				52	A	New Mexico	62 70	172	A	UC Irvine	78 70				

Non-Div I Games:

San Diego St.

San Francisco

Through Games Of Feb. 8, 2019

Average RPI Win:	272	WON-LOST	WINNING	LAST 10	STRENGTH OF	OPP. STRENGTH	TEAM	ADJ.	CONF.	ADJ CONF.
Average RPI Loss:	101	RECORD	PCT. RANK	GAMES	SCHEDULE	OF SCHEDULE	RPI	RPI	RPI	RPI
DIV. I ONLY	6- 16	290	0- 1	121	115	234	234	8	8	
DIV. I NON-CONF.	4- 7	228	0- 0	216	180	243	243	7	7	
TOTALS	RPI 1-25	RPI 26-50	W-L RECORDS	RPI 51-100	RPI 101-150	RPI 150+				
6- 16	0- 2	0- 2	OVERALL	0- 5	0- 4	6- 3				
2- 8	0- 0	0- 2	HOME	0- 3	0- 2	2- 1				
2- 7	0- 2	0- 0	AWAY	0- 2	0- 2	2- 1				
2- 1	0- 0	0- 0	NEUTRAL	0- 0	0- 0	2- 1				
4- 7	0- 1	0- 0	NON-CONFERENCE	0- 3	0- 2	4- 1				
1- 3	0- 0	0- 0	HOME	0- 2	0- 1	1- 0				
1- 3	0- 1	0- 0	AWAY	0- 1	0- 1	1- 0				
2- 1	0- 0	0- 0	NEUTRAL	0- 0	0- 0	2- 1				
2- 9	0- 1	0- 2	CONFERENCE	0- 2	0- 2	2- 2				
1- 5	0- 0	0- 2	HOME	0- 1	0- 1	1- 1				
1- 4	0- 1	0- 0	AWAY	0- 1	0- 1	1- 1				
0- 0	0- 0	0- 0	NEUTRAL	0- 0	0- 0	0- 0				

RPI 1-25				RPI 26-50				RPI 51-100				RPI 101+ Team's RPI: 234			
RPI	S	Opponent	Score	RPI	S	Opponent	Score	RPI	S	Opponent	Score	RPI	S	Opponent	Score
4	A	Stanford	62 96	39	H	BYU	59 67	77	H	Pacific	75 85	106	H	Northern Colo.	63 68
13	A	Gonzaga	51 78	47	H	Saint Mary's (CA)	65 80	81	H	UC Davis	68 70	132	A	Washington St.	61 91
								93	A	Idaho	63 70	133	A	Pepperdine	50 69
								95	H	UT Arlington	73 80	133	H	Pepperdine	66 72
								100	A	Loyola Marymount	58 66	161	A	Portland	73 78
												177	A	Santa Clara	57 49
												177	H	Santa Clara	66 71
												230	N	North Dakota	97 100
												232	A	Sacramento St.	86 75
												253	H	San Diego	68 57
												319	N	North Dakota St.	75 42
												323	N	Cal Poly	65 62
												329	H	San Jose St.	85 63
LAST 12 Division I GAMES:															
133	H	Pepperdine	66 72	133	A	Pepperdine	50 69								
177	A	Santa Clara	57 49	100	A	Loyola Marymount	58 66								
161	A	Portland	73 78	177	H	Santa Clara	66 71								
13	A	Gonzaga	51 78	39	H	BYU	59 67								
77	H	Pacific	75 85	253	H	San Diego	68 57								
47	H	Saint Mary's (CA)	65 80	230	N	North Dakota	97 100								

Non-Div I Games:

San Francisco

■ Loss,
■ Non-Conf,
■ S Site,
■ H Home
■ A Away
N Neutral

Average RPI Win:	240	WON-LOST	WINNING	LAST 10	STRENGTH OF	OPP. STRENGTH	TEAM	ADJ.	CONF.	ADJ CONF.
Average RPI Loss:	165	RECORD	PCT. RANK	GAMES	SCHEDULE	OF SCHEDULE	RPI	RPI	RPI	RPI
DIV. I ONLY	2- 17	336	0- 1	208	170	329	329	15	15	
DIV. I NON-CONF.	1- 9	326	0- 0	215	197	329	329	13	13	
TOTALS	RPI 1-25	RPI 26-50	W-L RECORDS	RPI 51-100	RPI 101-150	RPI 150+				
2- 17	0- 0	0- 0	OVERALL	0- 3	0- 4	2- 10				
2- 6	0- 0	0- 0	HOME	0- 2	0- 0	2- 4				
0- 11	0- 0	0- 0	AWAY	0- 1	0- 4	0- 6				
0- 0	0- 0	0- 0	NEUTRAL	0- 0	0- 0	0- 0				
1- 9	0- 0	0- 0	NON-CONFERENCE	0- 1	0- 3	1- 5				
1- 3	0- 0	0- 0	HOME	0- 1	0- 0	1- 2				
0- 6	0- 0	0- 0	AWAY	0- 0	0- 3	0- 3				
0- 0	0- 0	0- 0	NEUTRAL	0- 0	0- 0	0- 0				
1- 8	0- 0	0- 0	CONFERENCE	0- 2	0- 1	1- 5				
1- 3	0- 0	0- 0	HOME	0- 1	0- 0	1- 2				
0- 5	0- 0	0- 0	AWAY	0- 1	0- 1	0- 3				
0- 0	0- 0	0- 0	NEUTRAL	0- 0	0- 0	0- 0				

RPI S	Opponent	Score	RPI S	Opponent	Score	RPI S	Opponent	Score	RPI S	Opponent	Score	Team's RPI: 329
						51	H Wyoming	56 70	104	A Nebraska	63 96	
						57	A Boise St.	68 99	115	A Fresno St.	48 77	
						77	H Pacific	67 91	142	A Colorado	64 76	
									143	A CSUN	40 76	
									153	A Portland St.	51 80	
									172	H UC Irvine	66 74	
									177	H Santa Clara	56 62	
									204	A Utah St.	49 82	
									204	H Utah St.	68 59	
									209	H UNLV	43 53	
									217	A San Diego St.	68 69	
									234	A San Francisco	63 85	
									245	H Nevada	49 52	
									249	A Air Force	77 88	
									253	A San Diego	79 83	
									276	H CSU Bakersfield	82 72	
LAST 12 Division I GAMES:												
217	A	San Diego St.	68	69	57	A	Boise St.	68	99			
204	H	Utah St.	68	59	245	H	Nevada	49	52			
249	A	Air Force	77	88	115	A	Fresno St.	48	77			
51	H	Wyoming	56	70	253	A	San Diego	79	83			
209	H	UNLV	43	53	143	A	CSUN	40	76			
204	A	Utah St.	49	82	177	H	Santa Clara	56	62			

Non-Div I Games: San Fran. St. 66 73

San Jose St.

Santa Clara

Through Games Of Feb. 8, 2019

Average RPI Win:	215	WON-LOST	WINNING	LAST 10	STRENGTH OF	OPP. STRENGTH	TEAM	ADJ.	CONF.	ADJ CONF.
Average RPI Loss:	102	RECORD	PCT. RANK	GAMES	SCHEDULE	OF SCHEDULE	RPI	RPI	RPI	RPI
DIV. I ONLY	9- 12	218	0- 1	129	106	177	177	8	8	
DIV. I NON-CONF.	6- 4	125	0- 0	181	216	135	135	7	7	
TOTALS	RPI 1-25	RPI 26-50	W-L RECORDS	RPI 51-100	RPI 101-150	RPI 150+				
9- 12	0- 1	0- 4	OVERALL	2- 2	0- 3	7- 2				
4- 7	0- 0	0- 2	HOME	1- 2	0- 1	3- 2				
5- 5	0- 1	0- 2	AWAY	1- 0	0- 2	4- 0				
0- 0	0- 0	0- 0	NEUTRAL	0- 0	0- 0	0- 0				
6- 4	0- 0	0- 2	NON-CONFERENCE	1- 0	0- 2	5- 0				
4- 1	0- 0	0- 0	HOME	1- 0	0- 1	3- 0				
2- 3	0- 0	0- 2	AWAY	0- 0	0- 1	2- 0				
0- 0	0- 0	0- 0	NEUTRAL	0- 0	0- 0	0- 0				
3- 8	0- 1	0- 2	CONFERENCE	1- 2	0- 1	2- 2				
0- 6	0- 0	0- 2	HOME	0- 2	0- 0	0- 2				
3- 2	0- 1	0- 0	AWAY	1- 0	0- 1	2- 0				
0- 0	0- 0	0- 0	NEUTRAL	0- 0	0- 0	0- 0				

RPI 1-25				RPI 26-50				RPI 51-100				RPI 101+ Team's RPI: 177			
RPI	S	Opponent	Score	RPI	S	Opponent	Score	RPI	S	Opponent	Score	RPI	S	Opponent	Score
13	A	Gonzaga	61 78	32	A	Oregon St.	31 82	58	H	Missouri St.	77 73	115	A	Fresno St.	53 80
				39	H	BYU	44 54	77	H	Pacific	70 74	133	A	Pepperdine	48 74
				42	A	Southern California	46 77	100	A	Loyola Marymount	83 75	143	H	CSUN	38 53
				47	H	Saint Mary's (CA)	59 83	100	H	Loyola Marymount	60 69	161	A	Portland	72 66
												217	H	San Diego St.	60 43
												234	A	San Francisco	71 66
												234	H	San Francisco	49 57
												245	H	Nevada	56 48
												250	A	Cal St. Fullerton	64 60
												253	H	San Diego	49 57
												329	A	San Jose St.	62 56
												340	H	Grand Canyon	75 55
LAST 12 Division I GAMES:															
100	H	Loyola Marymount	60 69	100	A	Loyola Marymount	83 75								
234	H	San Francisco	49 57	133	A	Pepperdine	48 74								
13	A	Gonzaga	61 78	234	A	San Francisco	71 66								
161	A	Portland	72 66	253	H	San Diego	49 57								
47	H	Saint Mary's (CA)	59 83	39	H	BYU	44 54								
77	H	Pacific	70 74	340	H	Grand Canyon	75 55								

Non-Div I Games: Sonoma St. 98 38

Santa Clara

Loss, Non-Conf, S Site, H Home A Away N Neutral

Average RPI Win:	332	WON-LOST	WINNING	LAST 10	STRENGTH OF	OPP. STRENGTH	TEAM	ADJ.	CONF.	ADJ CONF.
Average RPI Loss:	230	RECORD	PCT. RANK	GAMES	SCHEDULE	OF SCHEDULE	RPI	RPI	RPI	RPI
DIV. I ONLY	2- 13	331	0- 1	351	307	348	348	32	32	
DIV. I NON-CONF.	0- 7	336	0- 0	257	134	343	343	32	32	

TOTALS	RPI 1-25	RPI 26-50	W-L RECORDS	RPI 51-100	RPI 101-150	RPI 150+				
2- 13	0- 0	0- 2	OVERALL	0- 0	0- 0	2- 11				
0- 6	0- 0	0- 0	HOME	0- 0	0- 0	0- 6				
2- 7	0- 0	0- 2	AWAY	0- 0	0- 0	2- 5				
0- 0	0- 0	0- 0	NEUTRAL	0- 0	0- 0	0- 0				
0- 7	0- 0	0- 2	NON-CONFERENCE	0- 0	0- 0	0- 5				
0- 3	0- 0	0- 0	HOME	0- 0	0- 0	0- 3				
0- 4	0- 0	0- 2	AWAY	0- 0	0- 0	0- 2				
0- 0	0- 0	0- 0	NEUTRAL	0- 0	0- 0	0- 0				
2- 6	0- 0	0- 0	CONFERENCE	0- 0	0- 0	2- 6				
0- 3	0- 0	0- 0	HOME	0- 0	0- 0	0- 3				
2- 3	0- 0	0- 0	AWAY	0- 0	0- 0	2- 3				
0- 0	0- 0	0- 0	NEUTRAL	0- 0	0- 0	0- 0				

RPI 1-25			RPI 26-50			RPI 51-100			RPI 101+			Team's RPI: 348
RPI	S	Opponent	Score	RPI	S	Opponent	Score	RPI	S	Opponent	Score	
				27	A	South Dakota St.	49 97					
				35	A	DePaul	61 124					
LAST 12 Division I GAMES:												
				181	A	UMES	46 78					
				345	A	Delaware St.	58 66					
				343	H	N.C. Central	67 71					
				291	H	South Carolina St.	60 71					
				273	H	Norfolk St.	42 78					
				349	A	Florida A&M	54 50					
				303	A	Morgan St.	47 63					
				315	A	Coppin St.	76 70					
				256	A	Wichita St.	50 66					
				27	A	South Dakota St.	49 97					
				196	A	Ole Miss	51 74					
				239	H	Texas Southern	41 65					

Non-Div I Games: Carver 101 49 Wesleyan (GA) 155 26

Savannah St.

■ Loss,
 ■ Non-Conf,
 ■ S Site,
 ■ Home
 ■ A Away
 N Neutral

Average RPI Win:	347	WON-LOST	WINNING	LAST 10	STRENGTH OF	OPP. STRENGTH	TEAM	ADJ.	CONF.	ADJ CONF.
Average RPI Loss:	196	RECORD	PCT. RANK	GAMES	SCHEDULE	OF SCHEDULE	RPI	RPI	RPI	RPI
DIV. I ONLY	1- 20	348	0- 1	214	321	339	339	30	30	
DIV. I NON-CONF.	0- 13	336	0- 0	122	268	327	327	30	30	
TOTALS	RPI 1-25	RPI 26-50	W-L RECORDS	RPI 51-100	RPI 101-150	RPI 150+				
1- 20	0- 0	0- 1	OVERALL	0- 3	0- 2	1- 14				
1- 9	0- 0	0- 0	HOME	0- 0	0- 2	1- 7				
0- 10	0- 0	0- 1	AWAY	0- 2	0- 0	0- 7				
0- 1	0- 0	0- 0	NEUTRAL	0- 1	0- 0	0- 0				
0- 13	0- 0	0- 1	NON-CONFERENCE	0- 3	0- 2	0- 7				
0- 5	0- 0	0- 0	HOME	0- 0	0- 2	0- 3				
0- 7	0- 0	0- 1	AWAY	0- 2	0- 0	0- 4				
0- 1	0- 0	0- 0	NEUTRAL	0- 1	0- 0	0- 0				
1- 7	0- 0	0- 0	CONFERENCE	0- 0	0- 0	1- 7				
1- 4	0- 0	0- 0	HOME	0- 0	0- 0	1- 4				
0- 3	0- 0	0- 0	AWAY	0- 0	0- 0	0- 3				
0- 0	0- 0	0- 0	NEUTRAL	0- 0	0- 0	0- 0				

RPI 1-25	RPI 26-50	RPI 51-100	RPI 101+	Team's RPI: 339
RPI S Opponent Score	RPI S Opponent Score	RPI S Opponent Score	RPI S Opponent Score	
	40 A Utah 62 89	68 N Arizona 54 84	133 H Pepperdine 64 78	
		77 A Pacific 61 75	140 H Washington 58 69	
		81 A UC Davis 59 76	153 A Portland St. 43 68	
			163 A New Mexico St. 55 75	
			172 A UC Irvine 60 65	
			219 A UTRGV 56 69	
			220 H UMKC 62 86	
			224 A Hawaii 51 67	
			243 H Northern Ariz. 58 65	
			245 A Nevada 54 67	
			250 H Cal St. Fullerton 54 57	
			276 H CSU Bakersfield 60 70	
			278 H Utah Valley 55 58	
			283 A California Baptist 83 100	
			323 H Cal Poly 50 60	
			340 H Grand Canyon 73 74	
			347 H Chicago St. 90 54	
LAST 12 Division I GAMES:				
	283 A California Baptist 83 100	340 H Grand Canyon 73 74		
	220 H UMKC 62 86	276 H CSU Bakersfield 60 70		
	347 H Chicago St. 90 54	172 A UC Irvine 60 65		
	219 A UTRGV 56 69	245 A Nevada 54 67		
	163 A New Mexico St. 55 75	323 H Cal Poly 50 60		
	278 H Utah Valley 55 58	81 A UC Davis 59 76		

Non-Div I Games:

Seattle U

■ Loss,
■ Non-Conf,
■ S Site,
■ H Home
■ A Away
N Neutral

Average RPI Win:	194	WON-LOST	WINNING	LAST 10	STRENGTH OF	OPP. STRENGTH	TEAM	ADJ.	CONF.	ADJ CONF.
Average RPI Loss:	70	RECORD	PCT. RANK	GAMES	SCHEDULE	OF SCHEDULE	RPI	RPI	RPI	RPI
DIV. I ONLY	14- 9	114	0- 1	118	82	111	111	6	6	
DIV. I NON-CONF.	8- 3	72	0- 0	289	194	139	139	4	4	
TOTALS	RPI 1-25	RPI 26-50	W-L RECORDS	RPI 51-100	RPI 101-150	RPI 150+				
14- 9	0- 2	2- 4	OVERALL	3- 1	2- 0	7- 2				
11- 2	0- 0	1- 1	HOME	2- 0	2- 0	6- 1				
2- 6	0- 2	1- 2	AWAY	1- 1	0- 0	0- 1				
1- 1	0- 0	0- 1	NEUTRAL	0- 0	0- 0	1- 0				
8- 3	0- 1	0- 2	NON-CONFERENCE	1- 0	0- 0	7- 0				
6- 0	0- 0	0- 0	HOME	0- 0	0- 0	6- 0				
1- 2	0- 1	0- 1	AWAY	1- 0	0- 0	0- 0				
1- 1	0- 0	0- 1	NEUTRAL	0- 0	0- 0	1- 0				
6- 6	0- 1	2- 2	CONFERENCE	2- 1	2- 0	0- 2				
5- 2	0- 0	1- 1	HOME	2- 0	2- 0	0- 1				
1- 4	0- 1	1- 1	AWAY	0- 1	0- 0	0- 1				
0- 0	0- 0	0- 0	NEUTRAL	0- 0	0- 0	0- 0				

RPI 1-25				RPI 26-50				RPI 51-100				RPI 101+ Team's RPI: 111			
RPI	S	Opponent	Score	RPI	S	Opponent	Score	RPI	S	Opponent	Score	RPI	S	Opponent	Score
6	A	UConn	61 99	35	A	DePaul	84 73	90	H	Georgetown	76 63	118	H	St. John's (NY)	77 67
9	A	Marquette	60 96	41	H	Villanova	66 70	91	A	Princeton	70 66	120	H	Creighton	82 75
				43	A	UCLA	62 78	96	A	Providence	75 82	169	A	Xavier	62 63
				45	A	Butler	59 62	96	H	Providence	79 73	169	H	Xavier	76 80
				45	H	Butler	83 62					259	H	St. Francis Brooklyn	100 77
				50	N	Georgia Tech	73 84					287	H	UTSA	84 53
												298	H	Kennesaw St.	102 80
												309	N	UNC Greensboro	71 64
												322	H	Saint Peter's	90 47
												324	H	UMass Lowell	90 57
												327	H	Wagner	95 40
LAST 12 Division I GAMES:															
96	A	Providence	75 82	9	A	Marquette	60 96								
45	H	Butler	83 62	96	H	Providence	79 73								
169	H	Xavier	76 80	120	H	Creighton	82 75								
90	H	Georgetown	76 63	169	A	Xavier	62 63								
41	H	Villanova	66 70	45	A	Butler	59 62								
35	A	DePaul	84 73	118	H	St. John's (NY)	77 67								

Non-Div I Games:

Seton Hall

 Loss,
 Non-Conf,
 S Site,
 H Home
 A Away
N Neutral

Average RPI Win: 283	WON-LOST	WINNING	LAST 10	STRENGTH OF	OPP. STRENGTH	TEAM	ADJ.	CONF.	ADJ CONF.
Average RPI Loss: 185	RECORD	PCT. RANK	GAMES	SCHEDULE	OF SCHEDULE	RPI	RPI	RPI	RPI
DIV. I ONLY	10- 13	213	1- 0	303	284	272	272	27	27
DIV. I NON-CONF.	4- 7	228	1- 0	233	282	275	275	28	28
TOTALS	RPI 1-25	RPI 26-50	W-L RECORDS	RPI 51-100	RPI 101-150	RPI 150+			
10- 13	0- 0	0- 0	OVERALL	0- 4	0- 2	10- 7			
5- 6	0- 0	0- 0	HOME	0- 2	0- 1	5- 3			
4- 6	0- 0	0- 0	AWAY	0- 1	0- 1	4- 4			
1- 1	0- 0	0- 0	NEUTRAL	0- 1	0- 0	1- 0			
4- 7	0- 0	0- 0	NON-CONFERENCE	0- 3	0- 0	4- 4			
2- 4	0- 0	0- 0	HOME	0- 2	0- 0	2- 2			
1- 2	0- 0	0- 0	AWAY	0- 0	0- 0	1- 2			
1- 1	0- 0	0- 0	NEUTRAL	0- 1	0- 0	1- 0			
6- 6	0- 0	0- 0	CONFERENCE	0- 1	0- 2	6- 3			
3- 2	0- 0	0- 0	HOME	0- 0	0- 1	3- 1			
3- 4	0- 0	0- 0	AWAY	0- 1	0- 1	3- 2			
0- 0	0- 0	0- 0	NEUTRAL	0- 0	0- 0	0- 0			

RPI S	Opponent	Score	RPI S	Opponent	Score	RPI S	Opponent	Score	RPI S	Opponent	Score	Team's RPI: 272
						64	A Quinnipiac	31 68	147	A Marist	59 88	
						79	H Penn	51 58	147	H Marist	58 73	
						83	N Drexel	39 51	188	H Rider	52 55	
						85	H Harvard	54 73	197	H Massachusetts	64 59	
									206	A St. Bonaventure	58 74	
									221	A Howard	86 81	
									228	H Colgate	55 53	
									235	A Monmouth	77 68	
									238	A Sacred Heart	50 72	
									254	H Hofstra	50 57	
									294	H Fla. Atlantic	66 70	
									312	A Fairfield	55 59	
									313	A Manhattan	48 52	
									313	H Manhattan	62 56	
									322	A Saint Peter's	84 57	
									322	H Saint Peter's	50 46	
									327	N Wagner	74 71	
									332	A Iona	66 45	
									332	H Iona	59 47	
LAST 12 Division I GAMES:												
327	N	Wagner	74	71	64	A	Quinnipiac	31	68			
332	A	Iona	66	45	235	A	Monmouth	77	68			
313	A	Manhattan	48	52	147	A	Marist	59	88			
147	H	Marist	58	73	188	H	Rider	52	55			
312	A	Fairfield	55	59	313	H	Manhattan	62	56			
322	H	Saint Peter's	50	46	332	H	Iona	59	47			

Non-Div I Games:

Siena

■ Loss,
 ■ Non-Conf,
 ■ S Site,
 ■ H Home
 ■ A Away
 N Neutral

South Alabama

Through Games Of Feb. 8, 2019

Average RPI Win:	221	WON-LOST	WINNING	LAST 10	STRENGTH OF	OPP. STRENGTH	TEAM	ADJ.	CONF.	ADJ CONF.
Average RPI Loss:	134	RECORD	PCT. RANK	GAMES	SCHEDULE	OF SCHEDULE	RPI	RPI	RPI	RPI
DIV. I ONLY	15- 4	30	1- 0	291	139	116	116	12	12	
DIV. I NON-CONF.	9- 0	1	1- 0	324	165	68	68	15	15	
TOTALS	RPI 1-25	RPI 26-50	W-L RECORDS	RPI 51-100	RPI 101-150	RPI 150+				
15- 4	0- 0	0- 0	OVERALL	1- 1	1- 1	13- 2				
6- 2	0- 0	0- 0	HOME	1- 1	0- 0	5- 1				
8- 2	0- 0	0- 0	AWAY	0- 0	1- 1	7- 1				
1- 0	0- 0	0- 0	NEUTRAL	0- 0	0- 0	1- 0				
9- 0	0- 0	0- 0	NON-CONFERENCE	0- 0	1- 0	8- 0				
3- 0	0- 0	0- 0	HOME	0- 0	0- 0	3- 0				
5- 0	0- 0	0- 0	AWAY	0- 0	1- 0	4- 0				
1- 0	0- 0	0- 0	NEUTRAL	0- 0	0- 0	1- 0				
6- 4	0- 0	0- 0	CONFERENCE	1- 1	0- 1	5- 2				
3- 2	0- 0	0- 0	HOME	1- 1	0- 0	2- 1				
3- 2	0- 0	0- 0	AWAY	0- 0	0- 1	3- 1				
0- 0	0- 0	0- 0	NEUTRAL	0- 0	0- 0	0- 0				

RPI S	Opponent	Score	RPI S	Opponent	Score	RPI S	Opponent	Score	RPI S	Opponent	Score	Team's RPI: 116
						70	H Little Rock	42 65	128	A Alabama	72 67	
						92	H Troy	80 77	134	A Appalachian St.	63 71	
									156	A Georgia St.	68 59	
									163	N New Mexico St.	68 67	
									166	A Arkansas St.	58 69	
									166	H Arkansas St.	64 77	
									173	A Southern U.	53 49	
									186	H Southern Miss.	77 68	
									189	A Coastal Caro.	88 78	
									236	H Alabama St.	77 65	
									252	H ETSU	81 74	
									255	H Louisiana	83 60	
									279	A Ga. Southern	69 53	
									290	A Tennessee St.	78 56	
									293	A Central Ark.	58 50	
									311	H La.-Monroe	77 49	
									316	A FIU	84 77	
LAST 12 Division I GAMES:												
316	A	FIU	84	77	156	A	Georgia St.	68	59			
166	A	Arkansas St.	58	69	70	H	Little Rock	42	65			
92	H	Troy	80	77	166	H	Arkansas St.	64	77			
311	H	La.-Monroe	77	49	189	A	Coastal Caro.	88	78			
255	H	Louisiana	83	60	134	A	Appalachian St.	63	71			
279	A	Ga. Southern	69	53	163	N	New Mexico St.	68	67			

Non-Div I Games: Faulkner 97 40 Spring Hill 75 57

South Alabama

Loss, Non-Conf, S Site, H Home A Away N Neutral

South Carolina

Through Games Of Feb. 8, 2019

Average RPI Win:	125	WON-LOST	WINNING	LAST 10	STRENGTH OF	OPP. STRENGTH	TEAM	ADJ.	CONF.	ADJ CONF.
Average RPI Loss:	16	RECORD	PCT. RANK	GAMES	SCHEDULE	OF SCHEDULE	RPI	RPI	RPI	RPI
DIV. I ONLY	17- 5	39	0- 1	16	20	16	16	5	5	
DIV. I NON-CONF.	8- 4	91	0- 1	22	26	40	40	5	5	
TOTALS	RPI 1-25	RPI 26-50	W-L RECORDS	RPI 51-100	RPI 101-150	RPI 150+				
17- 5	1- 4	4- 1	OVERALL	2- 0	3- 0	7- 0				
10- 2	0- 2	2- 0	HOME	0- 0	3- 0	5- 0				
6- 1	1- 1	2- 0	AWAY	2- 0	0- 0	1- 0				
1- 2	0- 1	0- 1	NEUTRAL	0- 0	0- 0	1- 0				
8- 4	0- 3	2- 1	NON-CONFERENCE	0- 0	2- 0	4- 0				
5- 2	0- 2	1- 0	HOME	0- 0	2- 0	2- 0				
2- 0	0- 0	1- 0	AWAY	0- 0	0- 0	1- 0				
1- 2	0- 1	0- 1	NEUTRAL	0- 0	0- 0	1- 0				
9- 1	1- 1	2- 0	CONFERENCE	2- 0	1- 0	3- 0				
5- 0	0- 0	1- 0	HOME	0- 0	1- 0	3- 0				
4- 1	1- 1	1- 0	AWAY	2- 0	0- 0	0- 0				
0- 0	0- 0	0- 0	NEUTRAL	0- 0	0- 0	0- 0				

RPI	S	Opponent	Score	RPI	S	Opponent	Score	RPI	S	Opponent	Score	RPI	S	Opponent	Score
2	H	Baylor	69 94	26	A	Kentucky	74 70	53	A	LSU	76 53	102	H	Dayton	65 55
7	A	Mississippi St.	74 89	29	H	Missouri	79 65	73	A	Arkansas	87 79	128	H	Alabama	62 59
19	H	Maryland	61 85	32	N	Oregon St.	68 70					134	H	Appalachian St.	80 50
20	A	Texas A&M	60 57	44	A	Purdue	82 73					175	H	Vanderbilt	80 69
22	N	Drake	85 90	46	H	Clemson	69 57					178	H	Temple	88 60
												196	H	Ole Miss	76 42
												205	H	Florida	71 40
												233	H	Furman	66 53
												236	A	Alabama St.	94 38
												252	N	ETSU	101 55
LAST 12 Division I GAMES:															
22	N	Drake	85 90	29	H	Missouri	79 65								
32	N	Oregon St.	68 70	7	A	Mississippi St.	74 89								
196	H	Ole Miss	76 42	53	A	LSU	76 53								
73	A	Arkansas	87 79	205	H	Florida	71 40								
26	A	Kentucky	74 70	128	H	Alabama	62 59								
175	H	Vanderbilt	80 69	20	A	Texas A&M	60 57								

Non-Div I Games:

South Carolina

Loss, Non-Conf, S Site, H Home A Away N Neutral

Average RPI Win:	306	WON-LOST	WINNING	LAST 10	STRENGTH OF	OPP. STRENGTH	TEAM	ADJ.	CONF.	ADJ CONF.
Average RPI Loss:	202	RECORD	PCT. RANK	GAMES	SCHEDULE	OF SCHEDULE	RPI	RPI	RPI	RPI
DIV. I ONLY	9- 11	199	1- 0	349	317	291	291	32	32	
DIV. I NON-CONF.	5- 7	206	1- 0	333	262	292	292	32	32	
TOTALS	RPI 1-25	RPI 26-50	W-L RECORDS	RPI 51-100	RPI 101-150	RPI 150+				
9- 11	0- 0	0- 0	OVERALL	0- 1	0- 2	9- 8				
4- 3	0- 0	0- 0	HOME	0- 0	0- 0	4- 3				
5- 6	0- 0	0- 0	AWAY	0- 1	0- 1	5- 4				
0- 2	0- 0	0- 0	NEUTRAL	0- 0	0- 1	0- 1				
5- 7	0- 0	0- 0	NON-CONFERENCE	0- 1	0- 2	5- 4				
3- 1	0- 0	0- 0	HOME	0- 0	0- 0	3- 1				
2- 4	0- 0	0- 0	AWAY	0- 1	0- 1	2- 2				
0- 2	0- 0	0- 0	NEUTRAL	0- 0	0- 1	0- 1				
4- 4	0- 0	0- 0	CONFERENCE	0- 0	0- 0	4- 4				
1- 2	0- 0	0- 0	HOME	0- 0	0- 0	1- 2				
3- 2	0- 0	0- 0	AWAY	0- 0	0- 0	3- 2				
0- 0	0- 0	0- 0	NEUTRAL	0- 0	0- 0	0- 0				

RPI S	Opponent	Score	RPI S	Opponent	Score	RPI S	Opponent	Score	RPI S	Opponent	Score	Team's RPI: 291
						68 A	Arizona	32 73	107 N	Wake Forest	44 58	
									114 A	Radford	31 61	
									181 A	UMES	43 63	
									189 A	Coastal Caro.	44 57	
									207 N	East Carolina	63 71	
									209 H	UNLV	58 49	
									221 H	Howard	72 63	
									231 H	N.C. A&T	44 58	
									270 H	Winthrop	50 58	
									273 H	Norfolk St.	50 57	
									282 A	Col. of Charleston	51 75	
									303 A	Morgan St.	51 62	
									314 H	Charleston So.	67 58	
									315 A	Coppin St.	75 59	
									331 A	Presbyterian	57 48	
									336 A	Western Caro.	54 39	
									337 H	USC Upstate	71 66	
									345 A	Delaware St.	63 60	
									348 A	Savannah St.	71 60	
LAST 12 Division I GAMES:												
209 H	UNLV	58 49	315 A	Coppin St.	75 59							
345 A	Delaware St.	63 60	303 A	Morgan St.	51 62							
181 A	UMES	43 63	231 H	N.C. A&T	44 58							
348 A	Savannah St.	71 60	336 A	Western Caro.	54 39							
273 H	Norfolk St.	50 57	207 N	East Carolina	63 71							
221 H	Howard	72 63	107 N	Wake Forest	44 58							

Non-Div I Games: Voorhees 88 61 UNKNOWN 67 51

South Carolina St.

Loss, Non-Conf, S Site, H Home A Away N Neutral

Average RPI Win:	188	WON-LOST	WINNING	LAST 10	STRENGTH OF	OPP. STRENGTH	TEAM	ADJ.	CONF.	ADJ CONF.
Average RPI Loss:	77	RECORD	PCT. RANK	GAMES	SCHEDULE	OF SCHEDULE	RPI	RPI	RPI	RPI
DIV. I ONLY	19- 3	13	1- 0	194	113	37	37	18	18	
DIV. I NON-CONF.	10- 2	37	0- 0	46	16	14	14	18	18	
TOTALS	RPI 1-25	RPI 26-50	W-L RECORDS	RPI 51-100	RPI 101-150	RPI 150+				
19- 3	1- 1	2- 1	OVERALL	3- 0	2- 0	11- 1				
7- 0	1- 0	1- 0	HOME	1- 0	0- 0	4- 0				
9- 2	0- 1	1- 0	AWAY	1- 0	2- 0	5- 1				
3- 1	0- 0	0- 1	NEUTRAL	1- 0	0- 0	2- 0				
10- 2	1- 1	1- 1	NON-CONFERENCE	3- 0	2- 0	3- 0				
3- 0	1- 0	0- 0	HOME	1- 0	0- 0	1- 0				
4- 1	0- 1	1- 0	AWAY	1- 0	2- 0	0- 0				
3- 1	0- 0	0- 1	NEUTRAL	1- 0	0- 0	2- 0				
9- 1	0- 0	1- 0	CONFERENCE	0- 0	0- 0	8- 1				
4- 0	0- 0	1- 0	HOME	0- 0	0- 0	3- 0				
5- 1	0- 0	0- 0	AWAY	0- 0	0- 0	5- 1				
0- 0	0- 0	0- 0	NEUTRAL	0- 0	0- 0	0- 0				

RPI 1-25				RPI 26-50				Team's RPI: 37				RPI 51-100				RPI 101+			
RPI	S	Opponent	Score	RPI	S	Opponent	Score	RPI	S	Opponent	Score	RPI	S	Opponent	Score	RPI	S	Opponent	Score
11	H	Iowa St.	64 59	27	H	South Dakota St.	105 98	58	A	Missouri St.	85 74	120	A	Creighton	77 65				
22	A	Drake	64 76	29	A	Missouri	74 61	72	H	Green Bay	55 49	146	A	Montana	64 41				
				38	N	Indiana	60 68	100	N	Loyola Marymount	67 40	170	A	Denver	99 104				
												179	A	Oral Roberts	76 72				
												203	N	Grambling	67 53				
												223	H	Western Ill.	92 49				
												230	A	North Dakota	80 50				
												256	N	Wichita St.	73 64				
												308	A	Omaha	80 49				
												308	H	Omaha	78 33				
												319	A	North Dakota St.	67 41				
												320	H	Incarinate Word	96 43				
												334	A	Purdue Fort Wayne	71 49				
												334	H	Purdue Fort Wayne	69 51				
LAST 12 Division I GAMES:																			
308	H	Omaha	78 33	334	H	Purdue Fort Wayne	69 51												
334	A	Purdue Fort Wayne	71 49	27	H	South Dakota St.	105 98												
223	H	Western Ill.	92 49	170	A	Denver	99 104												
230	A	North Dakota	80 50	319	A	North Dakota St.	67 41												
308	A	Omaha	80 49	38	N	Indiana	60 68												
179	A	Oral Roberts	76 72	100	N	Loyola Marymount	67 40												

Non-Div I Games: Bellevue 79 40 St. Mary (NE) 112 52

South Dakota

Loss, Non-Conf, S Site, H Home A Away N Neutral

Average RPI Win:	178	WON-LOST	WINNING	LAST 10	STRENGTH OF	OPP. STRENGTH	TEAM	ADJ.	CONF.	ADJ CONF.
Average RPI Loss:	21	RECORD	PCT. RANK	GAMES	SCHEDULE	OF SCHEDULE	RPI	RPI	RPI	RPI
DIV. I ONLY	17- 6	54	1- 0	41	93	27	27	18	18	
DIV. I NON-CONF.	8- 5	120	0- 0	5	7	16	16	18	18	
TOTALS	RPI 1-25	RPI 26-50	W-L RECORDS	RPI 51-100	RPI 101-150	RPI 150+				
17- 6	2- 4	0- 1	OVERALL	2- 1	3- 0	10- 0				
9- 1	1- 1	0- 0	HOME	2- 0	1- 0	5- 0				
8- 3	1- 1	0- 1	AWAY	0- 1	2- 0	5- 0				
0- 2	0- 2	0- 0	NEUTRAL	0- 0	0- 0	0- 0				
8- 5	2- 4	0- 0	NON-CONFERENCE	2- 1	3- 0	1- 0				
5- 1	1- 1	0- 0	HOME	2- 0	1- 0	1- 0				
3- 2	1- 1	0- 0	AWAY	0- 1	2- 0	0- 0				
0- 2	0- 2	0- 0	NEUTRAL	0- 0	0- 0	0- 0				
9- 1	0- 0	0- 1	CONFERENCE	0- 0	0- 0	9- 0				
4- 0	0- 0	0- 0	HOME	0- 0	0- 0	4- 0				
5- 1	0- 0	0- 1	AWAY	0- 0	0- 0	5- 0				
0- 0	0- 0	0- 0	NEUTRAL	0- 0	0- 0	0- 0				

RPI 1-25				RPI 26-50				Team's RPI: 27	RPI 51-100				RPI 101+			
RPI	S	Opponent	Score	RPI	S	Opponent	Score		RPI	S	Opponent	Score	RPI	S	Opponent	Score
2	N	Baylor	66 72	37	A	South Dakota	98 105		51	A	Wyoming	70 77	120	H	Creighton	74 48
5	H	Oregon	79 87						67	H	FGCU	80 62	130	A	Chattanooga	71 54
9	A	Marquette	52 91						72	H	Green Bay	77 47	138	A	Montana St.	88 67
22	H	Drake	80 71										170	A	Denver	83 67
23	A	Central Mich.	80 71										170	H	Denver	76 59
24	N	Buffalo	55 61										179	A	Oral Roberts	74 65
													179	H	Oral Roberts	68 55
													223	A	Western Ill.	93 84
													230	A	North Dakota	66 48
													308	H	Omaha	81 47
													319	H	North Dakota St.	86 33
													334	A	Purdue Fort Wayne	85 52
													348	H	Savannah St.	97 49
LAST 12 Division I GAMES:																
179	A	Oral Roberts	74 65	170	H	Denver	76 59									
170	A	Denver	83 67	37	A	South Dakota	98 105									
308	H	Omaha	81 47	334	A	Purdue Fort Wayne	85 52									
319	H	North Dakota St.	86 33	223	A	Western Ill.	93 84									
230	A	North Dakota	66 48	51	A	Wyoming	70 77									
179	H	Oral Roberts	68 55	138	A	Montana St.	88 67									

Non-Div I Games:

South Dakota St.

■ Loss,
■ Non-Conf, S Site,
■ Home
■ Away
N Neutral

Average RPI Win:	187	WON-LOST	WINNING	LAST 10	STRENGTH OF	OPP. STRENGTH	TEAM	ADJ.	CONF.	ADJ CONF.
Average RPI Loss:	80	RECORD	PCT. RANK	GAMES	SCHEDULE	OF SCHEDULE	RPI	RPI	RPI	RPI
DIV. I ONLY	12- 11	155	1- 0	103	59	135	135	9	9	
DIV. I NON-CONF.	9- 5	105	0- 0	227	18	150	150	9	9	
TOTALS	RPI 1-25	RPI 26-50	W-L RECORDS	RPI 51-100	RPI 101-150	RPI 150+				
12- 11	0- 3	1- 2	OVERALL	1- 3	2- 1	8- 2				
8- 3	0- 1	0- 0	HOME	0- 1	1- 0	7- 1				
3- 4	0- 2	0- 0	AWAY	1- 1	1- 0	1- 1				
1- 4	0- 0	1- 2	NEUTRAL	0- 1	0- 1	0- 0				
9- 5	0- 0	1- 2	NON-CONFERENCE	1- 2	0- 1	7- 0				
7- 0	0- 0	0- 0	HOME	0- 0	0- 0	7- 0				
1- 1	0- 0	0- 0	AWAY	1- 1	0- 0	0- 0				
1- 4	0- 0	1- 2	NEUTRAL	0- 1	0- 1	0- 0				
3- 6	0- 3	0- 0	CONFERENCE	0- 1	2- 0	1- 2				
1- 3	0- 1	0- 0	HOME	0- 1	1- 0	0- 1				
2- 3	0- 2	0- 0	AWAY	0- 0	1- 0	1- 1				
0- 0	0- 0	0- 0	NEUTRAL	0- 0	0- 0	0- 0				

RPI 1-25				RPI 26-50				RPI 51-100				RPI 101+ Team's RPI: 135			
RPI	S	Opponent	Score	RPI	S	Opponent	Score	RPI	S	Opponent	Score	RPI	S	Opponent	Score
6	A	UConn	46 63	26	N	Kentucky	63 85	53	A	LSU	49 78	120	N	Creighton	76 83
14	A	UCF	63 66	28	N	North Carolina	69 71	88	H	Cincinnati	56 57	136	A	Tulane	50 45
14	H	UCF	49 62	43	N	UCLA	60 56	97	N	Virginia	67 74	136	H	Tulane	73 46
								99	A	Ohio St.	71 47	151	H	Oklahoma	87 70
												178	A	Temple	63 53
												194	H	George Washington	63 30
												203	H	Grambling	67 50
												211	A	SMU	44 46
												225	H	Memphis	40 47
												240	H	Albany (NY)	74 37
												265	H	Bethune-Cookman	88 39
												271	H	Vermont	102 55
												326	H	New Hampshire	79 36
LAST 12 Division I GAMES:															
136	A	Tulane	50 45	6	A	UConn	46 63								
14	A	UCF	63 66	14	H	UCF	49 62								
88	H	Cincinnati	56 57	178	A	Temple	63 53								
211	A	SMU	44 46	53	A	LSU	49 78								
225	H	Memphis	40 47	97	N	Virginia	67 74								
136	H	Tulane	73 46	120	N	Creighton	76 83								

Non-Div I Games:

South Fla.

■ Loss,
 ■ Non-Conf, S Site,
 ■ Home
 ■ Away
 N Neutral

Average RPI Win:	265	WON-LOST	WINNING	LAST 10	STRENGTH OF	OPP. STRENGTH	TEAM	ADJ.	CONF.	ADJ CONF.
Average RPI Loss:	159	RECORD	PCT. RANK	GAMES	SCHEDULE	OF SCHEDULE	RPI	RPI	RPI	RPI
DIV. I ONLY	9- 11	199	1- 0	209	289	199	199	22	22	
DIV. I NON-CONF.	3- 6	241	0- 0	166	270	209	209	21	21	
TOTALS	RPI 1-25	RPI 26-50	W-L RECORDS	RPI 51-100	RPI 101-150	RPI 150+				
9- 11	0- 1	0- 0	OVERALL	0- 1	1- 4	8- 5				
5- 3	0- 0	0- 0	HOME	0- 0	1- 1	4- 2				
4- 7	0- 1	0- 0	AWAY	0- 1	0- 2	4- 3				
0- 1	0- 0	0- 0	NEUTRAL	0- 0	0- 1	0- 0				
3- 6	0- 1	0- 0	NON-CONFERENCE	0- 0	0- 2	3- 3				
1- 1	0- 0	0- 0	HOME	0- 0	0- 0	1- 1				
2- 4	0- 1	0- 0	AWAY	0- 0	0- 1	2- 2				
0- 1	0- 0	0- 0	NEUTRAL	0- 0	0- 1	0- 0				
6- 5	0- 0	0- 0	CONFERENCE	0- 1	1- 2	5- 2				
4- 2	0- 0	0- 0	HOME	0- 0	1- 1	3- 1				
2- 3	0- 0	0- 0	AWAY	0- 1	0- 1	2- 1				
0- 0	0- 0	0- 0	NEUTRAL	0- 0	0- 0	0- 0				

RPI 1-25				RPI 26-50				RPI 51-100				RPI 101+ Team's RPI: 199			
RPI	S	Opponent	Score	RPI	S	Opponent	Score	RPI	S	Opponent	Score	RPI	S	Opponent	Score
7	A	Mississippi St.	53 88					71	A	Belmont	57 91	122	A	Morehead St.	54 82
												127	H	UT Martin	73 80
												144	N	North Ala.	67 80
												145	A	Bradley	79 85
												150	H	Tennessee Tech	62 53
												162	A	Southern Ill.	40 60
												171	H	Indiana St.	51 62
												223	H	Western Ill.	81 71
												225	A	Memphis	57 69
												241	A	SIUE	62 52
												241	H	SIUE	63 58
												275	H	Austin Peay	64 54
												286	H	Eastern Ill.	72 57
												288	H	Murray St.	59 64
												290	A	Tennessee St.	59 62
												310	A	NJIT	68 58
												317	A	Eastern Ky.	52 42
												338	A	Evansville	54 50
LAST 12 Division I GAMES:															
150	H	Tennessee Tech	62 53	122	A	Morehead St.	54 82								
290	A	Tennessee St.	59 62	288	H	Murray St.	59 64								
71	A	Belmont	57 91	275	H	Austin Peay	64 54								
286	H	Eastern Ill.	72 57	127	H	UT Martin	73 80								
241	H	SIUE	63 58	241	A	SIUE	62 52								
317	A	Eastern Ky.	52 42	225	A	Memphis	57 69								

Non-Div I Games: Ill.-Springfield 82 46 Harris-Stowe 80 65

Southeast Mo. St.

Loss, Non-Conf, S Site, H Home A Away N Neutral

Average RPI Win:	279	WON-LOST	WINNING	LAST 10	STRENGTH OF	OPP. STRENGTH	TEAM	ADJ.	CONF.	ADJ CONF.
Average RPI Loss:	182	RECORD	PCT. RANK	GAMES	SCHEDULE	OF SCHEDULE	RPI	RPI	RPI	RPI
DIV. I ONLY	8- 11	223	1- 0	305	297	267	267	25	25	
DIV. I NON-CONF.	4- 5	190	0- 0	307	285	227	227	23	23	
TOTALS	RPI 1-25	RPI 26-50	W-L RECORDS	RPI 51-100	RPI 101-150	RPI 150+				
8- 11	0- 0	0- 0	OVERALL	0- 3	0- 1	8- 7				
5- 3	0- 0	0- 0	HOME	0- 1	0- 0	5- 2				
3- 8	0- 0	0- 0	AWAY	0- 2	0- 1	3- 5				
0- 0	0- 0	0- 0	NEUTRAL	0- 0	0- 0	0- 0				
4- 5	0- 0	0- 0	NON-CONFERENCE	0- 1	0- 1	4- 3				
1- 1	0- 0	0- 0	HOME	0- 0	0- 0	1- 1				
3- 4	0- 0	0- 0	AWAY	0- 1	0- 1	3- 2				
0- 0	0- 0	0- 0	NEUTRAL	0- 0	0- 0	0- 0				
4- 6	0- 0	0- 0	CONFERENCE	0- 2	0- 0	4- 4				
4- 2	0- 0	0- 0	HOME	0- 1	0- 0	4- 1				
0- 4	0- 0	0- 0	AWAY	0- 1	0- 0	0- 3				
0- 0	0- 0	0- 0	NEUTRAL	0- 0	0- 0	0- 0				

RPI 1-25				RPI 26-50				RPI 51-100				RPI 101+ Team's RPI: 267					
RPI	S	Opponent	Score	RPI	S	Opponent	Score	RPI	S	Opponent	Score	RPI	S	Opponent	Score		
								53	A	LSU	52	72	128	A	Alabama	40	88
								59	A	Lamar University	54	94	154	A	Louisiana Tech	53	72
								69	H	SFA	51	62	159	H	Abilene Christian	74	71
													184	H	Nicholls St.	66	73
													186	H	Southern Miss.	52	59
													201	A	Sam Houston St.	63	94
													211	A	SMU	63	62
													263	H	A&M-Corpus Christi	56	45
													293	H	Central Ark.	62	53
													304	A	Alabama A&M	48	51
													307	A	Jackson St.	50	45
													311	H	La.-Monroe	49	42
													321	A	McNeese	56	62
													335	H	Houston Baptist	73	65
													341	A	Northwestern St.	47	58
													350	A	Alcorn	77	59
LAST 12 Division I GAMES:																	
263	H	A&M-Corpus Christi	56	45	59	A	Lamar University	54	94								
184	H	Nicholls St.	66	73	159	H	Abilene Christian	74	71								
201	A	Sam Houston St.	63	94	293	H	Central Ark.	62	53								
341	A	Northwestern St.	47	58	69	H	SFA	51	62								
335	H	Houston Baptist	73	65	53	A	LSU	52	72								
321	A	McNeese	56	62	186	H	Southern Miss.	52	59								

Non-Div I Games: Mobile 70 57 Xavier (LA) 47 59

Southeastern La.

Average RPI Win:	162	WON-LOST	WINNING	LAST 10	STRENGTH OF	OPP. STRENGTH	TEAM	ADJ.	CONF.	ADJ CONF.
Average RPI Loss:	27	RECORD	PCT. RANK	GAMES	SCHEDULE	OF SCHEDULE	RPI	RPI	RPI	RPI
DIV. I ONLY	14- 8	99	1- 0	47	37	42	42	2	2	
DIV. I NON-CONF.	10- 1	17	0- 0	178	159	30	30	2	2	
TOTALS	RPI 1-25	RPI 26-50	W-L RECORDS	RPI 51-100	RPI 101-150	RPI 150+				
14- 8	0- 4	2- 3	OVERALL	1- 1	4- 0	7- 0				
7- 3	0- 1	0- 2	HOME	0- 0	4- 0	3- 0				
6- 5	0- 3	2- 1	AWAY	1- 1	0- 0	3- 0				
1- 0	0- 0	0- 0	NEUTRAL	0- 0	0- 0	1- 0				
10- 1	0- 1	0- 0	NON-CONFERENCE	1- 0	2- 0	7- 0				
5- 0	0- 0	0- 0	HOME	0- 0	2- 0	3- 0				
4- 1	0- 1	0- 0	AWAY	1- 0	0- 0	3- 0				
1- 0	0- 0	0- 0	NEUTRAL	0- 0	0- 0	1- 0				
4- 7	0- 3	2- 3	CONFERENCE	0- 1	2- 0	0- 0				
2- 3	0- 1	0- 2	HOME	0- 0	2- 0	0- 0				
2- 4	0- 2	2- 1	AWAY	0- 1	0- 0	0- 0				
0- 0	0- 0	0- 0	NEUTRAL	0- 0	0- 0	0- 0				

RPI 1-25				RPI 26-50				Team's RPI: 42	RPI 51-100				RPI 101+			
RPI	S	Opponent	Score	RPI	S	Opponent	Score		RPI	S	Opponent	Score	RPI	S	Opponent	Score
4	A	Stanford	64 72	30	A	California	59 66		68	A	Arizona	68 71	115	H	Fresno St.	62 61
5	H	Oregon	53 93	32	H	Oregon St.	52 76		95	A	UT Arlington	73 61	132	H	Washington St.	81 73
17	A	Arizona St.	59 68	40	A	Utah	84 80						140	H	Washington	82 57
20	A	Texas A&M	51 71	43	A	UCLA	72 67						143	H	CSUN	58 42
				43	H	UCLA	65 72						168	H	UC Riverside	73 55
													177	H	Santa Clara	77 46
													204	N	Utah St.	55 46
													209	A	UNLV	86 72
													245	A	Nevada	72 51
													261	A	Long Beach St.	86 50
													297	H	UC Santa Barbara	82 39
LAST 12 Division I GAMES:																
40	A	Utah	84 80	32	H	Oregon St.	52 76									
132	H	Washington St.	81 73	5	H	Oregon	53 93									
140	H	Washington	82 57	30	A	California	59 66									
17	A	Arizona St.	59 68	4	A	Stanford	64 72									
68	A	Arizona	68 71	43	H	UCLA	65 72									
43	A	UCLA	72 67	95	A	UT Arlington	73 61									

Non-Div I Games:

Southern California

■ Loss,
 ■ Non-Conf,
 ■ S Site,
 ■ Home
 ■ A Away
 N Neutral

Average RPI Win:	219	WON-LOST	WINNING	LAST 10	STRENGTH OF	OPP. STRENGTH	TEAM	ADJ.	CONF.	ADJ CONF.
Average RPI Loss:	107	RECORD	PCT. RANK	GAMES	SCHEDULE	OF SCHEDULE	RPI	RPI	RPI	RPI
DIV. I ONLY	10- 11	179	0- 1	99	182	162	162	13	13	
DIV. I NON-CONF.	7- 4	109	0- 0	100	217	78	78	14	14	
TOTALS	RPI 1-25	RPI 26-50	W-L RECORDS	RPI 51-100	RPI 101-150	RPI 150+				
10- 11	0- 2	0- 0	OVERALL	1- 3	2- 3	7- 3				
8- 2	0- 0	0- 0	HOME	1- 1	1- 0	6- 1				
1- 8	0- 1	0- 0	AWAY	0- 2	0- 3	1- 2				
1- 1	0- 1	0- 0	NEUTRAL	0- 0	1- 0	0- 0				
7- 4	0- 1	0- 0	NON-CONFERENCE	1- 0	2- 2	4- 1				
5- 0	0- 0	0- 0	HOME	1- 0	1- 0	3- 0				
1- 3	0- 0	0- 0	AWAY	0- 0	0- 2	1- 1				
1- 1	0- 1	0- 0	NEUTRAL	0- 0	1- 0	0- 0				
3- 7	0- 1	0- 0	CONFERENCE	0- 3	0- 1	3- 2				
3- 2	0- 0	0- 0	HOME	0- 1	0- 0	3- 1				
0- 5	0- 1	0- 0	AWAY	0- 2	0- 1	0- 1				
0- 0	0- 0	0- 0	NEUTRAL	0- 0	0- 0	0- 0				

RPI 1-25				RPI 26-50				RPI 51-100				RPI 101+ Team's RPI: 162			
RPI	S	Opponent	Score	RPI	S	Opponent	Score	RPI	S	Opponent	Score	RPI	S	Opponent	Score
17	N	Arizona St.	38 82					58	A	Missouri St.	51 66	105	N	Hartford	72 50
22	A	Drake	66 94					58	H	Missouri St.	58 70	121	A	Western Ky.	76 83
								82	A	UNI	53 65	124	H	IUPUI	78 73
								98	H	Northern Ill.	82 73	127	A	UT Martin	94 95
												145	A	Bradley	53 58
												171	H	Indiana St.	58 61
												190	A	Saint Louis	58 62
												191	A	Illinois St.	52 60
												199	H	Southeast Mo. St.	60 40
												218	H	Marshall	58 49
												246	H	Loyola Chicago	74 63
												286	H	Eastern Ill.	73 59
												288	A	Murray St.	65 59
												292	H	Valparaiso	87 65
												338	H	Evansville	67 47
LAST 12 Division I GAMES:															
58	H	Missouri St.	58 70	191	A	Illinois St.	52 60								
22	A	Drake	66 94	58	A	Missouri St.	51 66								
82	A	UNI	53 65	171	H	Indiana St.	58 61								
246	H	Loyola Chicago	74 63	338	H	Evansville	67 47								
292	H	Valparaiso	87 65	124	H	IUPUI	78 73								
145	A	Bradley	53 58	288	A	Murray St.	65 59								

Non-Div I Games:

Southern Ill.

■ Loss,
 ■ Non-Conf,
 ■ S Site,
 ■ Home
 ■ Away
 N Neutral

Average RPI Win:	258	WON-LOST	WINNING	LAST 10	STRENGTH OF	OPP. STRENGTH	TEAM	ADJ.	CONF.	ADJ CONF.
Average RPI Loss:	104	RECORD	PCT. RANK	GAMES	SCHEDULE	OF SCHEDULE	RPI	RPI	RPI	RPI
DIV. I ONLY	11- 10	151	1- 0	157	250	186	186	14	14	
DIV. I NON-CONF.	6- 5	143	0- 0	267	322	244	244	19	19	
TOTALS	RPI 1-25	RPI 26-50	W-L RECORDS	RPI 51-100	RPI 101-150	RPI 150+				
11- 10	0- 1	0- 1	OVERALL	0- 2	1- 4	10- 2				
8- 6	0- 1	0- 1	HOME	0- 1	0- 1	8- 2				
3- 4	0- 0	0- 0	AWAY	0- 1	1- 3	2- 0				
0- 0	0- 0	0- 0	NEUTRAL	0- 0	0- 0	0- 0				
6- 5	0- 1	0- 0	NON-CONFERENCE	0- 0	0- 3	6- 1				
5- 3	0- 1	0- 0	HOME	0- 0	0- 1	5- 1				
1- 2	0- 0	0- 0	AWAY	0- 0	0- 2	1- 0				
0- 0	0- 0	0- 0	NEUTRAL	0- 0	0- 0	0- 0				
5- 5	0- 0	0- 1	CONFERENCE	0- 2	1- 1	4- 1				
3- 3	0- 0	0- 1	HOME	0- 1	0- 0	3- 1				
2- 2	0- 0	0- 0	AWAY	0- 1	1- 1	1- 0				
0- 0	0- 0	0- 0	NEUTRAL	0- 0	0- 0	0- 0				

RPI 1-25				RPI 26-50				RPI 51-100				RPI 101+ Team's RPI: 186			
RPI	S	Opponent	Score	RPI	S	Opponent	Score	RPI	S	Opponent	Score	RPI	S	Opponent	Score
7	H	Mississippi St.	42 86	34	H	Rice	47 58	56	A	Middle Tenn.	49 66	109	H	Houston	44 61
								74	H	Old Dominion	50 53	116	A	South Alabama	68 77
												121	A	Western Ky.	69 56
												126	A	UAB	60 71
												136	A	Tulane	54 71
												167	H	Charlotte	65 54
												182	H	North Texas	48 62
												201	H	Sam Houston St.	61 65
												203	H	Grambling	68 47
												218	A	Marshall	64 52
												262	H	Samford	76 40
												267	A	Southeastern La.	59 52
												294	H	Fla. Atlantic	67 45
												301	H	Mississippi Val.	67 60
												316	H	FIU	71 57
												341	H	Northwestern St.	69 54
												350	H	Alcorn	66 47
LAST 12 Division I GAMES:															
294	H	Fla. Atlantic	67 45	126	A	UAB	60 71								
316	H	FIU	71 57	56	A	Middle Tenn.	49 66								
218	A	Marshall	64 52	182	H	North Texas	48 62								
121	A	Western Ky.	69 56	34	H	Rice	47 58								
74	H	Old Dominion	50 53	109	H	Houston	44 61								
167	H	Charlotte	65 54	267	A	Southeastern La.	59 52								

Non-Div I Games: William Carey 74 48 Blue Mountain (MS) 84 38

Southern Miss.

Average RPI Win:	293	WON-LOST	WINNING	LAST 10	STRENGTH OF	OPP. STRENGTH	TEAM	ADJ.	CONF.	ADJ CONF.
Average RPI Loss:	94	RECORD	PCT. RANK	GAMES	SCHEDULE	OF SCHEDULE	RPI	RPI	RPI	RPI
DIV. I ONLY	7- 9	210	0- 0	188	207	173	173	29	29	
DIV. I NON-CONF.	0- 7	336	0- 0	2	6	174	174	27	27	
TOTALS	RPI 1-25	RPI 26-50	W-L RECORDS	RPI 51-100	RPI 101-150	RPI 150+				
7- 9	0- 2	0- 2	OVERALL	0- 1	0- 2	7- 2				
3- 2	0- 0	0- 0	HOME	0- 0	0- 1	3- 1				
4- 7	0- 2	0- 2	AWAY	0- 1	0- 1	4- 1				
0- 0	0- 0	0- 0	NEUTRAL	0- 0	0- 0	0- 0				
0- 7	0- 2	0- 2	NON-CONFERENCE	0- 1	0- 2	0- 0				
0- 1	0- 0	0- 0	HOME	0- 0	0- 1	0- 0				
0- 6	0- 2	0- 2	AWAY	0- 1	0- 1	0- 0				
0- 0	0- 0	0- 0	NEUTRAL	0- 0	0- 0	0- 0				
7- 2	0- 0	0- 0	CONFERENCE	0- 0	0- 0	7- 2				
3- 1	0- 0	0- 0	HOME	0- 0	0- 0	3- 1				
4- 1	0- 0	0- 0	AWAY	0- 0	0- 0	4- 1				
0- 0	0- 0	0- 0	NEUTRAL	0- 0	0- 0	0- 0				

RPI 1-25				RPI 26-50				RPI 51-100				RPI 101+ Team's RPI: 173			
RPI	S	Opponent	Score	RPI	S	Opponent	Score	RPI	S	Opponent	Score	RPI	S	Opponent	Score
2	A	Baylor	49 94	26	A	Kentucky	41 91	60	A	Michigan	35 76	116	H	South Alabama	49 53
17	A	Arizona St.	47 69	48	A	TCU	40 69					147	A	Texas Tech	58 76
												193	H	Prairie View	54 55
												203	A	Grambling	86 81
												236	A	Alabama St.	61 78
												239	H	Texas Southern	63 61
												301	H	Mississippi Val.	74 67
												304	A	Alabama A&M	54 50
												307	A	Jackson St.	76 74
												346	H	Ark.-Pine Bluff	73 41
												350	A	Alcorn	75 54
LAST 12 Division I GAMES:															
350	A	Alcorn	75 54	203	A	Grambling	86 81								
236	A	Alabama St.	61 78	239	H	Texas Southern	63 61								
304	A	Alabama A&M	54 50	193	H	Prairie View	54 55								
301	H	Mississippi Val.	74 67	60	A	Michigan	35 76								
346	H	Ark.-Pine Bluff	73 41	147	A	Texas Tech	58 76								
307	A	Jackson St.	76 74	48	A	TCU	40 69								

Non-Div I Games: Dillard 61 63 Wiley 89 58 Louisiana Col. 77 53 Millsaps 71 36 Southern U.

Southern Utah

Through Games Of Feb. 8, 2019

Average RPI Win:	220	WON-LOST	WINNING	LAST 10	STRENGTH OF	OPP. STRENGTH	TEAM	ADJ.	CONF.	ADJ CONF.
Average RPI Loss:	156	RECORD	PCT. RANK	GAMES	SCHEDULE	OF SCHEDULE	RPI	RPI	RPI	RPI
DIV. I ONLY	6- 15	282	0- 1	171	223	274	274	16	16	
DIV. I NON-CONF.	3- 6	241	0- 1	41	290	197	197	12	12	
TOTALS	RPI 1-25	RPI 26-50	W-L RECORDS	RPI 51-100	RPI 101-150	RPI 150+				
6- 15	0- 0	1- 0	OVERALL	0- 3	0- 4	5- 8				
5- 5	0- 0	1- 0	HOME	0- 1	0- 2	4- 2				
1- 10	0- 0	0- 0	AWAY	0- 2	0- 2	1- 6				
0- 0	0- 0	0- 0	NEUTRAL	0- 0	0- 0	0- 0				
3- 6	0- 0	1- 0	NON-CONFERENCE	0- 2	0- 0	2- 4				
3- 1	0- 0	1- 0	HOME	0- 0	0- 0	2- 1				
0- 5	0- 0	0- 0	AWAY	0- 2	0- 0	0- 3				
0- 0	0- 0	0- 0	NEUTRAL	0- 0	0- 0	0- 0				
3- 9	0- 0	0- 0	CONFERENCE	0- 1	0- 4	3- 4				
2- 4	0- 0	0- 0	HOME	0- 1	0- 2	2- 1				
1- 5	0- 0	0- 0	AWAY	0- 0	0- 2	1- 3				
0- 0	0- 0	0- 0	NEUTRAL	0- 0	0- 0	0- 0				

RPI S	Opponent	Score	RPI S	Opponent	Score	RPI S	Opponent	Score	RPI S	Opponent	Score	Team's RPI: 274
39	H BYU	67 64	57	A Boise St.	53 88	101	H Idaho St.	57 69				
			81	A UC Davis	45 68	106	H Northern Colo.	44 71				
			93	H Idaho	70 82	138	A Montana St.	64 69				
						146	A Montana	57 79				
						153	A Portland St.	49 63				
						168	A UC Riverside	50 56				
						170	H Denver	70 71				
						172	A UC Irvine	58 75				
						179	A Oral Roberts	59 64				
						200	H Eastern Wash.	73 63				
						232	A Sacramento St.	76 77				
						243	A Northern Ariz.	82 76				
						243	H Northern Ariz.	69 78				
						253	H San Diego	69 59				
						278	H Utah Valley	60 59				
						305	A Weber St.	66 67				
						305	H Weber St.	84 79				
LAST 12 Division I GAMES:												
168	A UC Riverside	50 56	232	A Sacramento St.	76 77							
305	A Weber St.	66 67	153	A Portland St.	49 63							
93	H Idaho	70 82	243	A Northern Ariz.	82 76							
200	H Eastern Wash.	73 63	305	H Weber St.	84 79							
243	H Northern Ariz.	69 78	101	H Idaho St.	57 69							
106	H Northern Colo.	44 71	146	A Montana	57 79							

Non-Div I Games:

Southern Utah

■ Loss,
 ■ Non-Conf,
 ■ S Site,
 ■ H Home
 ■ A Away
 N Neutral

Average RPI Win:	228	WON-LOST	WINNING	LAST 10	STRENGTH OF	OPP. STRENGTH	TEAM	ADJ.	CONF.	ADJ CONF.
Average RPI Loss:	138	RECORD	PCT. RANK	GAMES	SCHEDULE	OF SCHEDULE	RPI	RPI	RPI	RPI
DIV. I ONLY	7- 15	265	0- 1	108	199	206	206	17	17	
DIV. I NON-CONF.	3- 10	278	0- 0	104	169	239	239	16	16	
TOTALS	RPI 1-25	RPI 26-50	W-L RECORDS	RPI 51-100	RPI 101-150	RPI 150+				
7- 15	0- 1	0- 2	OVERALL	0- 1	0- 5	7- 6				
3- 7	0- 0	0- 1	HOME	0- 1	0- 2	3- 3				
4- 7	0- 1	0- 0	AWAY	0- 0	0- 3	4- 3				
0- 1	0- 0	0- 1	NEUTRAL	0- 0	0- 0	0- 0				
3- 10	0- 1	0- 2	NON-CONFERENCE	0- 1	0- 3	3- 3				
2- 3	0- 0	0- 1	HOME	0- 1	0- 0	2- 1				
1- 6	0- 1	0- 0	AWAY	0- 0	0- 3	1- 2				
0- 1	0- 0	0- 1	NEUTRAL	0- 0	0- 0	0- 0				
4- 5	0- 0	0- 0	CONFERENCE	0- 0	0- 2	4- 3				
1- 4	0- 0	0- 0	HOME	0- 0	0- 2	1- 2				
3- 1	0- 0	0- 0	AWAY	0- 0	0- 0	3- 1				
0- 0	0- 0	0- 0	NEUTRAL	0- 0	0- 0	0- 0				

RPI 1-25				RPI 26-50				RPI 51-100				RPI 101+ Team's RPI: 206			
RPI	S	Opponent	Score	RPI	S	Opponent	Score	RPI	S	Opponent	Score	RPI	S	Opponent	Score
24	A	Buffalo	43 90	36	N	Ohio	53 70	84	H	Kent St.	64 76	102	H	Dayton	49 62
				49	H	Bucknell	46 77					103	A	Georgia	40 67
												113	H	VCU	50 59
												123	A	Penn St.	65 80
												141	A	Akron	58 67
												158	H	Duquesne	54 60
												170	A	Denver	62 76
												190	H	Saint Louis	45 62
												197	A	Massachusetts	64 63
												202	A	George Mason	68 57
												202	H	George Mason	64 55
												216	A	Rhode Island	84 68
												222	A	Niagara	76 48
												254	H	Hofstra	59 67
												264	A	Cornell	44 58
												266	A	Saint Joseph's	41 66
												272	H	Siena	74 58
												285	H	Canisius	100 94
LAST 12 Division I GAMES:															
113	H	VCU	50 59	266	A	Saint Joseph's	41 66								
202	H	George Mason	64 55	202	A	George Mason	68 57								
216	A	Rhode Island	84 68	158	H	Duquesne	54 60								
197	A	Massachusetts	64 63	264	A	Cornell	44 58								
190	H	Saint Louis	45 62	24	A	Buffalo	43 90								
102	H	Dayton	49 62	84	H	Kent St.	64 76								

Non-Div I Games:

St. Bonaventure

Average RPI Win:	289	WON-LOST	WINNING	LAST 10	STRENGTH OF	OPP. STRENGTH	TEAM	ADJ.	CONF.	ADJ CONF.
Average RPI Loss:	210	RECORD	PCT. RANK	GAMES	SCHEDULE	OF SCHEDULE	RPI	RPI	RPI	RPI
DIV. I ONLY	11- 9	142	1- 0	338	344	259	259	31	31	
DIV. I NON-CONF.	5- 6	177	0- 0	315	313	276	276	31	31	
TOTALS	RPI 1-25	RPI 26-50	W-L RECORDS	RPI 51-100	RPI 101-150	RPI 150+				
11- 9	0- 0	0- 0	OVERALL	0- 1	1- 1	10- 7				
4- 4	0- 0	0- 0	HOME	0- 1	0- 0	4- 3				
6- 4	0- 0	0- 0	AWAY	0- 0	1- 1	5- 3				
1- 1	0- 0	0- 0	NEUTRAL	0- 0	0- 0	1- 1				
5- 6	0- 0	0- 0	NON-CONFERENCE	0- 1	1- 1	4- 4				
2- 2	0- 0	0- 0	HOME	0- 1	0- 0	2- 1				
2- 3	0- 0	0- 0	AWAY	0- 0	1- 1	1- 2				
1- 1	0- 0	0- 0	NEUTRAL	0- 0	0- 0	1- 1				
6- 3	0- 0	0- 0	CONFERENCE	0- 0	0- 0	6- 3				
2- 2	0- 0	0- 0	HOME	0- 0	0- 0	2- 2				
4- 1	0- 0	0- 0	AWAY	0- 0	0- 0	4- 1				
0- 0	0- 0	0- 0	NEUTRAL	0- 0	0- 0	0- 0				

RPI 1-25			RPI 26-50			RPI 51-100			RPI 101+			Team's RPI: 259
RPI	S	Opponent	Score	RPI	S	Opponent	Score	RPI	S	Opponent	Score	
						91 H Princeton	64 83			111 A Seton Hall	77 100	
										122 A Morehead St.	101 94	
										160 A Stony Brook	67 74	
										210 H Saint Francis (PA)	78 65	
										215 H Robert Morris	56 75	
										238 A Sacred Heart	56 53	
										238 H Sacred Heart	66 68	
										240 H Albany (NY)	60 67	
										247 A Mt. St. Mary's	75 78	
										292 N Valparaiso	76 78	
										295 A Army West Point	57 69	
										300 A Loyola Maryland	75 70	
										302 A Bryant	60 55	
										313 H Manhattan	73 65	
										322 H Saint Peter's	74 70	
										327 H Wagner	76 61	
										344 A Fairleigh Dickinson	64 53	
										347 N Chicago St.	110 73	
										351 A LIU Brooklyn	79 67	
LAST 12 Division I GAMES:												
238	A	Sacred Heart	56 53	215	H	Robert Morris	56 75					
247	A	Mt. St. Mary's	75 78	302	A	Bryant	60 55					
344	A	Fairleigh Dickinson	64 53	327	H	Wagner	76 61					
351	A	LIU Brooklyn	79 67	160	A	Stony Brook	67 74					
238	H	Sacred Heart	66 68	91	H	Princeton	64 83					
210	H	Saint Francis (PA)	78 65	240	H	Albany (NY)	60 67					

Non-Div I Games: Mercy 102 51

St. Francis Brooklyn

■ Loss,
 ■ Non-Conf,
 ■ S Site,
 ■ H Home
 ■ A Away
 N Neutral

Average RPI Win:	192	WON-LOST	WINNING	LAST 10	STRENGTH OF	OPP. STRENGTH	TEAM	ADJ.	CONF.	ADJ CONF.
Average RPI Loss:	56	RECORD	PCT. RANK	GAMES	SCHEDULE	OF SCHEDULE	RPI	RPI	RPI	RPI
DIV. I ONLY	11- 12	173	1- 0	73	41	118	118	6	6	
DIV. I NON-CONF.	7- 4	109	0- 0	180	51	94	94	4	4	
TOTALS	RPI 1-25	RPI 26-50	W-L RECORDS	RPI 51-100	RPI 101-150	RPI 150+				
11- 12	0- 3	1- 5	OVERALL	2- 1	1- 3	7- 0				
4- 5	0- 1	0- 2	HOME	2- 1	0- 1	2- 0				
5- 6	0- 1	0- 3	AWAY	0- 0	1- 2	4- 0				
2- 1	0- 1	1- 0	NEUTRAL	0- 0	0- 0	1- 0				
7- 4	0- 2	1- 1	NON-CONFERENCE	1- 0	0- 1	5- 0				
2- 1	0- 1	0- 0	HOME	1- 0	0- 0	1- 0				
3- 2	0- 0	0- 1	AWAY	0- 0	0- 1	3- 0				
2- 1	0- 1	1- 0	NEUTRAL	0- 0	0- 0	1- 0				
4- 8	0- 1	0- 4	CONFERENCE	1- 1	1- 2	2- 0				
2- 4	0- 0	0- 2	HOME	1- 1	0- 1	1- 0				
2- 4	0- 1	0- 2	AWAY	0- 0	1- 1	1- 0				
0- 0	0- 0	0- 0	NEUTRAL	0- 0	0- 0	0- 0				

RPI	S	Opponent	Score	RPI	S	Opponent	Score	RPI	S	Opponent	Score	RPI	S	Opponent	Score	Team's RPI: 118
6	N	UConn	55 65	33	A	James Madison	51 64	76	H	Yale	56 52	107	A	Wake Forest	59 64	
9	A	Marquette	73 83	35	A	DePaul	64 73	90	H	Georgetown	59 51	111	A	Seton Hall	67 77	
18	H	Florida St.	53 57	41	H	Villanova	57 73	96	H	Providence	66 67	120	A	Creighton	51 45	
				44	N	Purdue	68 62					120	H	Creighton	63 65	
				45	A	Butler	45 66					169	A	Xavier	76 57	
				45	H	Butler	68 73					169	H	Xavier	70 41	
												196	N	Ole Miss	64 59	
												280	A	La Salle	83 57	
												295	A	Army West Point	60 49	
												332	A	Iona	61 35	
												345	H	Delaware St.	82 44	
LAST 12 Division I GAMES:																
120	A	Creighton	51 45	35	A	DePaul	64 73	120	H	Creighton	63 65					
169	H	Xavier	70 41	96	H	Providence	66 67	45	A	Butler	45 66					
45	H	Butler	68 73	45	A	Butler	45 66	169	A	Xavier	76 57					
41	H	Villanova	57 73	111	A	Seton Hall	67 77									
90	H	Georgetown	59 51													
9	A	Marquette	73 83													

Non-Div I Games:

St. John's (NY)

■ Loss,
■ Non-Conf,
■ S Site,
■ H Home
■ A Away
N Neutral

Average RPI Win:	88	WON-LOST	WINNING	LAST 10	STRENGTH OF	OPP. STRENGTH	TEAM	ADJ.	CONF.	ADJ CONF.
Average RPI Loss:	28	RECORD	PCT. RANK	GAMES	SCHEDULE	OF SCHEDULE	RPI	RPI	RPI	RPI
DIV. I ONLY	19- 3	13	1- 0	6	11	4	4	2	2	
DIV. I NON-CONF.	10- 1	17	0- 0	6	27	2	2	2	2	
TOTALS	RPI 1-25	RPI 26-50	W-L RECORDS	RPI 51-100	RPI 101-150	RPI 150+				
19- 3	3- 1	4- 2	OVERALL	6- 0	4- 0	2- 0				
11- 0	1- 0	4- 0	HOME	2- 0	3- 0	1- 0				
6- 3	2- 1	0- 2	AWAY	2- 0	1- 0	1- 0				
2- 0	0- 0	0- 0	NEUTRAL	2- 0	0- 0	0- 0				
10- 1	2- 1	0- 0	NON-CONFERENCE	5- 0	1- 0	2- 0				
5- 0	1- 0	0- 0	HOME	2- 0	1- 0	1- 0				
3- 1	1- 1	0- 0	AWAY	1- 0	0- 0	1- 0				
2- 0	0- 0	0- 0	NEUTRAL	2- 0	0- 0	0- 0				
9- 2	1- 0	4- 2	CONFERENCE	1- 0	3- 0	0- 0				
6- 0	0- 0	4- 0	HOME	0- 0	2- 0	0- 0				
3- 2	1- 0	0- 2	AWAY	1- 0	1- 0	0- 0				
0- 0	0- 0	0- 0	NEUTRAL	0- 0	0- 0	0- 0				

RPI 1-25				Team's RPI: 4				RPI 26-50				RPI 51-100				RPI 101+			
RPI	S	Opponent	Score					RPI	S	Opponent	Score	RPI	S	Opponent	Score	RPI	S	Opponent	Score
2	H	Baylor	68 63					30	A	California	80 81	62	A	Tennessee	95 85	132	H	Washington St.	85 64
13	A	Gonzaga	73 79					30	H	California	75 50	67	N	FGCU	88 65	140	H	Washington	91 54
17	A	Arizona St.	72 65					32	H	Oregon St.	61 44	68	A	Arizona	78 48	142	A	Colorado	80 69
24	A	Buffalo	62 55					40	A	Utah	68 75	81	H	UC Davis	71 43	143	H	CSUN	69 43
								42	H	Southern California	72 64	93	H	Idaho	115 71	224	A	Hawaii	81 59
								43	H	UCLA	86 80	94	N	American	71 49	234	H	San Francisco	96 62
LAST 12 Division I GAMES:																			
32	H	Oregon St.	61 44					140	H	Washington	91 54								
30	H	California	75 50					68	A	Arizona	78 48								
30	A	California	80 81					17	A	Arizona St.	72 65								
40	A	Utah	68 75					43	H	UCLA	86 80								
142	A	Colorado	80 69					42	H	Southern California	72 64								
132	H	Washington St.	85 64					143	H	CSUN	69 43								

Non-Div I Games:

Stanford

Average RPI Win: 287	WON-LOST	WINNING	LAST 10	STRENGTH OF	OPP. STRENGTH	TEAM	ADJ.	CONF.	ADJ CONF.
Average RPI Loss: 125	RECORD	PCT. RANK	GAMES	SCHEDULE	OF SCHEDULE	RPI	RPI	RPI	RPI
DIV. I ONLY	10- 11	179	1- 0	240	238	212	212	24	24
DIV. I NON-CONF.	3- 9	271	0- 0	112	190	263	263	26	26
TOTALS	RPI 1-25	RPI 26-50	W-L RECORDS	RPI 51-100	RPI 101-150	RPI 150+			
10- 11	0- 1	0- 1	OVERALL	0- 3	0- 3	10- 3			
7- 2	0- 1	0- 0	HOME	0- 1	0- 0	7- 0			
3- 6	0- 0	0- 1	AWAY	0- 1	0- 2	3- 2			
0- 3	0- 0	0- 0	NEUTRAL	0- 1	0- 1	0- 1			
3- 9	0- 1	0- 1	NON-CONFERENCE	0- 3	0- 2	3- 2			
3- 2	0- 1	0- 0	HOME	0- 1	0- 0	3- 0			
0- 4	0- 0	0- 1	AWAY	0- 1	0- 1	0- 1			
0- 3	0- 0	0- 0	NEUTRAL	0- 1	0- 1	0- 1			
7- 2	0- 0	0- 0	CONFERENCE	0- 0	0- 1	7- 1			
4- 0	0- 0	0- 0	HOME	0- 0	0- 0	4- 0			
3- 2	0- 0	0- 0	AWAY	0- 0	0- 1	3- 1			
0- 0	0- 0	0- 0	NEUTRAL	0- 0	0- 0	0- 0			

RPI 1-25				RPI 26-50				RPI 51-100				RPI 101+ Team's RPI: 212			
RPI	S	Opponent	Score	RPI	S	Opponent	Score	RPI	S	Opponent	Score	RPI	S	Opponent	Score
14	H	UCF	55 78	31	A	Texas	46 65	62	A	Tennessee	55 65	128	A	Alabama	47 59
								78	N	Wright St.	44 57	144	A	North Ala.	55 71
								79	H	Penn	53 75	147	N	Marist	69 76
												157	A	Tulsa	54 55
												226	A	Jacksonville	69 56
												230	H	North Dakota	74 63
												242	A	Liberty	68 56
												242	H	Liberty	69 52
												254	N	Hofstra	50 53
												284	A	North Florida	57 71
												298	H	Kennesaw St.	76 69
												310	H	NJIT	74 48
												319	H	North Dakota St.	60 59
												328	A	Lipscomb	80 65
												328	H	Lipscomb	76 49
												349	H	Florida A&M	69 44
LAST 12 Division I GAMES:															
242	A	Liberty	68 56	284	A	North Florida	57 71								
298	H	Kennesaw St.	76 69	328	A	Lipscomb	80 65								
226	A	Jacksonville	69 56	242	H	Liberty	69 52								
328	H	Lipscomb	76 49	79	H	Penn	53 75								
310	H	NJIT	74 48	319	H	North Dakota St.	60 59								
144	A	North Ala.	55 71	349	H	Florida A&M	69 44								

Non-Div I Games: Central St. (OH) 81 51 Webber Int'l 80 52

Stetson

■ Loss,
 ■ Non-Conf,
 ■ S Site,
 ■ Home
 ■ Away
 N Neutral

Stony Brook

Through Games Of Feb. 8, 2019

Average RPI Win:	278	WON-LOST	WINNING	LAST 10	STRENGTH OF	OPP. STRENGTH	TEAM	ADJ.	CONF.	ADJ CONF.
Average RPI Loss:	104	RECORD	PCT. RANK	GAMES	SCHEDULE	OF SCHEDULE	RPI	RPI	RPI	RPI
DIV. I ONLY	16- 6	57	1- 0	308	253	160	160	23	23	
DIV. I NON-CONF.	10- 2	37	0- 0	304	278	100	100	25	25	
TOTALS	RPI 1-25	RPI 26-50	W-L RECORDS	RPI 51-100	RPI 101-150	RPI 150+				
16- 6	0- 1	0- 0	OVERALL	0- 2	1- 2	15- 1				
9- 3	0- 0	0- 0	HOME	0- 1	0- 1	9- 1				
7- 3	0- 1	0- 0	AWAY	0- 1	1- 1	6- 0				
0- 0	0- 0	0- 0	NEUTRAL	0- 0	0- 0	0- 0				
10- 2	0- 1	0- 0	NON-CONFERENCE	0- 1	1- 0	9- 0				
6- 0	0- 0	0- 0	HOME	0- 0	0- 0	6- 0				
4- 2	0- 1	0- 0	AWAY	0- 1	1- 0	3- 0				
0- 0	0- 0	0- 0	NEUTRAL	0- 0	0- 0	0- 0				
6- 4	0- 0	0- 0	CONFERENCE	0- 1	0- 2	6- 1				
3- 3	0- 0	0- 0	HOME	0- 1	0- 1	3- 1				
3- 1	0- 0	0- 0	AWAY	0- 0	0- 1	3- 0				
0- 0	0- 0	0- 0	NEUTRAL	0- 0	0- 0	0- 0				

RPI 1-25				RPI 26-50				RPI 51-100				RPI 101+ Team's RPI: 160			
RPI	S	Opponent	Score	RPI	S	Opponent	Score	RPI	S	Opponent	Score	RPI	S	Opponent	Score
15	A	Rutgers	47 61					75	H	Maine	54 68	105	A	Hartford	62 73
								86	A	Toledo	48 80	105	H	Hartford	36 64
												123	A	Penn St.	81 70
												238	A	Sacred Heart	73 58
												240	H	Albany (NY)	49 54
												244	A	Binghamton	65 56
												244	H	Binghamton	68 53
												254	H	Hofstra	77 49
												259	H	St. Francis Brooklyn	74 67
												264	H	Cornell	63 61
												271	A	Vermont	67 61
												279	H	Ga. Southern	72 43
												299	H	UMBC	57 44
												313	A	Manhattan	79 48
												324	H	UMass Lowell	76 56
												326	A	New Hampshire	82 63
												327	H	Wagner	70 45
												332	A	Iona	53 51
												344	H	Fairleigh Dickinson	63 49
LAST 12 Division I GAMES:															
244	H	Binghamton	68 53	326	A	New Hampshire	82 63								
105	A	Hartford	62 73	244	A	Binghamton	65 56								
299	H	UMBC	57 44	324	H	UMass Lowell	76 56								
271	A	Vermont	67 61	105	H	Hartford	36 64								
240	H	Albany (NY)	49 54	259	H	St. Francis Brooklyn	74 67								
75	H	Maine	54 68	86	A	Toledo	48 80								

Non-Div I Games: SUNY New Paltz 87 50

Stony Brook

Loss, Non-Conf, S Site, H Home A Away N Neutral

Average RPI Win:	94	WON-LOST	WINNING	LAST 10	STRENGTH OF	OPP. STRENGTH	TEAM	ADJ.	CONF.	ADJ CONF.
Average RPI Loss:	39	RECORD	PCT. RANK	GAMES	SCHEDULE	OF SCHEDULE	RPI	RPI	RPI	RPI
DIV. I ONLY	17- 5	39	0- 1	4	19	8	8	1	1	
DIV. I NON-CONF.	11- 2	31	0- 0	10	74	6	6	1	1	
TOTALS	RPI 1-25	RPI 26-50	W-L RECORDS	RPI 51-100	RPI 101-150	RPI 150+				
17- 5	2- 3	4- 1	OVERALL	5- 0	2- 1	4- 0				
8- 1	1- 1	2- 0	HOME	1- 0	1- 0	3- 0				
4- 4	0- 2	1- 1	AWAY	2- 0	1- 1	0- 0				
5- 0	1- 0	1- 0	NEUTRAL	2- 0	0- 0	1- 0				
11- 2	2- 1	2- 0	NON-CONFERENCE	2- 0	1- 1	4- 0				
6- 0	1- 0	1- 0	HOME	0- 0	1- 0	3- 0				
0- 2	0- 1	0- 0	AWAY	0- 0	0- 1	0- 0				
5- 0	1- 0	1- 0	NEUTRAL	2- 0	0- 0	1- 0				
6- 3	0- 2	2- 1	CONFERENCE	3- 0	1- 0	0- 0				
2- 1	0- 1	1- 0	HOME	1- 0	0- 0	0- 0				
4- 2	0- 1	1- 1	AWAY	2- 0	1- 0	0- 0				
0- 0	0- 0	0- 0	NEUTRAL	0- 0	0- 0	0- 0				

RPI 1-25				Team's RPI: 8		RPI 26-50				RPI 51-100				RPI 101+								
RPI	S	Opponent	Score		RPI	S	Opponent	Score		RPI	S	Opponent	Score		RPI	S	Opponent	Score				
3	A	Louisville	51	76	28	H	North Carolina	90	77	54	N	Kansas St.	70	61	112	H	Towson	98	55			
5	A	Oregon	73	75	35	N	DePaul	83	81	61	A	Virginia Tech	75	73	117	A	Minnesota	68	72			
14	N	UCF	57	52	46	A	Clemson	84	75	63	A	Duke	64	55	129	A	Pittsburgh	82	50			
20	H	Texas A&M	75	65	49	H	Bucknell	70	56	91	N	Princeton	92	61	158	N	Duquesne	87	71			
21	H	Miami (FL)	71	84	50	A	Georgia Tech	55	65	97	H	Virginia	72	68	181	H	UMES	96	51			
																		222	H	Niagara	94	45
																		230	H	North Dakota	85	49
LAST 12 Division I GAMES:																						
3	A	Louisville	51	76	28	H	North Carolina	90	77	54	N	Kansas St.	70	61	112	H	Towson	98	55			
97	H	Virginia	72	68	61	A	Virginia Tech	75	73	61	A	Virginia Tech	75	73	117	A	Minnesota	68	72			
63	A	Duke	64	55	46	A	Clemson	84	75	63	A	Duke	64	55	129	A	Pittsburgh	82	50			
21	H	Miami (FL)	71	84	49	H	Bucknell	70	56	91	N	Princeton	92	61	158	N	Duquesne	87	71			
50	A	Georgia Tech	55	65	50	A	Georgia Tech	55	65	97	H	Virginia	72	68	181	H	UMES	96	51			
129	A	Pittsburgh	82	50	222	H	Niagara	94	45	230	H	North Dakota	85	49								

Non-Div I Games:

Syracuse

Loss, Non-Conf, S Site, H Home A Away N Neutral

Average RPI Win:	177	WON-LOST	WINNING	LAST 10	STRENGTH OF	OPP. STRENGTH	TEAM	ADJ.	CONF.	ADJ CONF.
Average RPI Loss:	34	RECORD	PCT. RANK	GAMES	SCHEDULE	OF SCHEDULE	RPI	RPI	RPI	RPI
DIV. I ONLY	17- 5	39	1- 0	106	68	48	48	3	3	
DIV. I NON-CONF.	10- 1	17	0- 0	298	239	91	91	3	3	
TOTALS	RPI 1-25	RPI 26-50	W-L RECORDS	RPI 51-100	RPI 101-150	RPI 150+				
17- 5	0- 2	0- 2	OVERALL	3- 1	4- 0	10- 0				
13- 1	0- 1	0- 0	HOME	2- 0	3- 0	8- 0				
4- 3	0- 1	0- 1	AWAY	1- 1	1- 0	2- 0				
0- 1	0- 0	0- 1	NEUTRAL	0- 0	0- 0	0- 0				
10- 1	0- 0	0- 1	NON-CONFERENCE	0- 0	1- 0	9- 0				
8- 0	0- 0	0- 0	HOME	0- 0	1- 0	7- 0				
2- 0	0- 0	0- 0	AWAY	0- 0	0- 0	2- 0				
0- 1	0- 0	0- 1	NEUTRAL	0- 0	0- 0	0- 0				
7- 4	0- 2	0- 1	CONFERENCE	3- 1	3- 0	1- 0				
5- 1	0- 1	0- 0	HOME	2- 0	2- 0	1- 0				
2- 3	0- 1	0- 1	AWAY	1- 1	1- 0	0- 0				
0- 0	0- 0	0- 0	NEUTRAL	0- 0	0- 0	0- 0				

RPI 1-25				RPI 26-50				Team's RPI: 48				RPI 51-100				RPI 101+			
RPI	S	Opponent	Score	RPI	S	Opponent	Score	RPI	S	Opponent	Score	RPI	S	Opponent	Score	RPI	S	Opponent	Score
2	H	Baylor	55 79	31	A	Texas	67 73	54	A	Kansas St.	61 47	110	H	Kansas	58 53				
11	A	Iowa St.	54 92	39	N	BYU	58 61	66	H	West Virginia	62 48	138	H	Montana St.	71 49				
								87	A	Oklahoma St.	71 75	147	A	Texas Tech	70 63				
								87	H	Oklahoma St.	69 55	147	H	Texas Tech	78 70				
												151	H	Oklahoma	86 71				
												158	H	Duquesne	61 48				
												173	H	Southern U.	69 40				
												196	A	Ole Miss	55 50				
												201	H	Sam Houston St.	72 59				
												211	H	SMU	65 63				
												217	A	San Diego St.	81 64				
												295	H	Army West Point	63 38				
												301	H	Mississippi Val.	96 47				
												350	H	Alcorn	88 31				
LAST 12 Division I GAMES:																			
147	A	Texas Tech	70 63	147	H	Texas Tech	78 70	2	H	Baylor	55 79								
87	H	Oklahoma St.	69 55	11	A	Iowa St.	54 92	87	A	Oklahoma St.	71 75								
54	A	Kansas St.	61 47	66	H	West Virginia	62 48	350	H	Alcorn	88 31								
110	H	Kansas	58 53																
151	H	Oklahoma	86 71																
31	A	Texas	67 73																

Non-Div I Games:

TCU

Average RPI Win:	244	WON-LOST	WINNING	LAST 10	STRENGTH OF	OPP. STRENGTH	TEAM	ADJ.	CONF.	ADJ CONF.
Average RPI Loss:	92	RECORD	PCT. RANK	GAMES	SCHEDULE	OF SCHEDULE	RPI	RPI	RPI	RPI
DIV. I ONLY	8- 14	249	1- 0	112	92	178	178	9	9	
DIV. I NON-CONF.	4- 9	252	0- 0	167	90	216	216	9	9	
TOTALS	RPI 1-25	RPI 26-50	W-L RECORDS	RPI 51-100	RPI 101-150	RPI 150+				
8- 14	0- 3	0- 2	OVERALL	0- 2	1- 5	7- 2				
5- 3	0- 1	0- 0	HOME	0- 0	1- 2	4- 0				
3- 10	0- 2	0- 2	AWAY	0- 2	0- 2	3- 2				
0- 1	0- 0	0- 0	NEUTRAL	0- 0	0- 1	0- 0				
4- 9	0- 2	0- 2	NON-CONFERENCE	0- 1	0- 2	4- 2				
3- 0	0- 0	0- 0	HOME	0- 0	0- 0	3- 0				
1- 8	0- 2	0- 2	AWAY	0- 1	0- 1	1- 2				
0- 1	0- 0	0- 0	NEUTRAL	0- 0	0- 1	0- 0				
4- 5	0- 1	0- 0	CONFERENCE	0- 1	1- 3	3- 0				
2- 3	0- 1	0- 0	HOME	0- 0	1- 2	1- 0				
2- 2	0- 0	0- 0	AWAY	0- 1	0- 1	2- 0				
0- 0	0- 0	0- 0	NEUTRAL	0- 0	0- 0	0- 0				

RPI S	Opponent	Score	RPI S	Opponent	Score	RPI S	Opponent	Score	RPI S	Opponent	Score	Team's RPI: 178
6	H UConn	67 88	35	A DePaul	88 102	79	A Penn	62 71	109	A Houston	65 78	
16	A South Carolina	60 88	41	A Villanova	68 76	88	A Cincinnati	52 72	109	H Houston	76 65	
21	A Miami (FL)	61 73							114	N Radford	50 56	
									135	H South Fla.	53 63	
									136	H Tulane	57 66	
									147	A Marist	68 74	
									157	A Tulsa	75 61	
									158	A Duquesne	53 54	
									196	A Ole Miss	55 62	
									207	H East Carolina	84 62	
									256	A Wichita St.	65 40	
									266	A Saint Joseph's	58 52	
									280	H La Salle	75 47	
									332	H Iona	59 39	
									345	H Delaware St.	75 61	
LAST 12 Division I GAMES:												
109	H Houston	76 65	88	A Cincinnati	52 72							
256	A Wichita St.	65 40	109	A Houston	65 78							
157	A Tulsa	75 61	136	H Tulane	57 66							
207	H East Carolina	84 62	135	H South Fla.	53 63							
79	A Penn	62 71	158	A Duquesne	53 54							
6	H UConn	67 88	280	H La Salle	75 47							

Non-Div I Games:

Temple

Tennessee

Through Games Of Feb. 8, 2019

Average RPI Win:	166	WON-LOST	WINNING	LAST 10	STRENGTH OF	OPP. STRENGTH	TEAM	ADJ.	CONF.	ADJ CONF.
Average RPI Loss:	52	RECORD	PCT. RANK	GAMES	SCHEDULE	OF SCHEDULE	RPI	RPI	RPI	RPI
DIV. I ONLY	15- 7	82	1- 0	61	63	62	62	5	5	
DIV. I NON-CONF.	11- 2	31	1- 0	57	95	32	32	5	5	
TOTALS	RPI 1-25	RPI 26-50	W-L RECORDS	RPI 51-100	RPI 101-150	RPI 150+				
15- 7	0- 2	2- 2	OVERALL	4- 1	1- 2	8- 0				
9- 5	0- 2	0- 2	HOME	2- 1	0- 0	7- 0				
4- 2	0- 0	1- 0	AWAY	2- 0	0- 2	1- 0				
2- 0	0- 0	1- 0	NEUTRAL	0- 0	1- 0	0- 0				
11- 2	0- 2	2- 0	NON-CONFERENCE	2- 0	1- 0	6- 0				
7- 2	0- 2	0- 0	HOME	1- 0	0- 0	6- 0				
2- 0	0- 0	1- 0	AWAY	1- 0	0- 0	0- 0				
2- 0	0- 0	1- 0	NEUTRAL	0- 0	1- 0	0- 0				
4- 5	0- 0	0- 2	CONFERENCE	2- 1	0- 2	2- 0				
2- 3	0- 0	0- 2	HOME	1- 1	0- 0	1- 0				
2- 2	0- 0	0- 0	AWAY	1- 0	0- 2	1- 0				
0- 0	0- 0	0- 0	NEUTRAL	0- 0	0- 0	0- 0				

RPI 1-25				RPI 26-50				RPI 51-100				RPI 101+			
RPI	S	Opponent	Score	RPI	S	Opponent	Score	RPI	S	Opponent	Score	RPI	S	Opponent	Score
1	H	Notre Dame	62 77	26	H	Kentucky	71 73	53	H	LSU	74 65	103	A	Georgia	62 66
4	H	Stanford	85 95	29	H	Missouri	64 66	65	A	Auburn	78 69	126	N	UAB	73 69
				31	A	Texas	88 82	71	H	Belmont	84 76	128	A	Alabama	65 86
				46	N	Clemson	78 66	73	H	Arkansas	79 80	175	A	Vanderbilt	82 65
								87	A	Oklahoma St.	76 63	195	H	UNC Asheville	73 46
												205	H	Florida	67 50
												212	H	Stetson	65 55
												252	H	ETSU	80 61
												288	H	Murray St.	98 77
												331	H	Presbyterian	97 49
												349	H	Florida A&M	96 31
LAST 12 Division I GAMES:															
126	N	UAB	73 69	128	A	Alabama	65 86								
175	A	Vanderbilt	82 65	103	A	Georgia	62 66								
205	H	Florida	67 50	26	H	Kentucky	71 73								
53	H	LSU	74 65	29	H	Missouri	64 66								
1	H	Notre Dame	62 77	65	A	Auburn	78 69								
73	H	Arkansas	79 80	71	H	Belmont	84 76								

Non-Div I Games:

Tennessee

■ Loss,
 ■ Non-Conf, S Site,
 ■ Home
 ■ Away
 N Neutral

Average RPI Win:	268	WON-LOST	WINNING	LAST 10	STRENGTH OF	OPP. STRENGTH	TEAM	ADJ.	CONF.	ADJ CONF.
Average RPI Loss:	154	RECORD	PCT. RANK	GAMES	SCHEDULE	OF SCHEDULE	RPI	RPI	RPI	RPI
DIV. I ONLY	3- 20	332	0- 1	128	214	290	290	22	22	
DIV. I NON-CONF.	0- 12	336	0- 0	145	105	325	325	21	21	
TOTALS	RPI 1-25	RPI 26-50	W-L RECORDS	RPI 51-100	RPI 101-150	RPI 150+				
3- 20	0- 1	0- 1	OVERALL	0- 3	0- 7	3- 8				
2- 5	0- 0	0- 0	HOME	0- 0	0- 4	2- 1				
1- 12	0- 1	0- 1	AWAY	0- 2	0- 2	1- 6				
0- 3	0- 0	0- 0	NEUTRAL	0- 1	0- 1	0- 1				
0- 12	0- 1	0- 1	NON-CONFERENCE	0- 2	0- 2	0- 6				
0- 1	0- 0	0- 0	HOME	0- 0	0- 1	0- 0				
0- 8	0- 1	0- 1	AWAY	0- 1	0- 0	0- 5				
0- 3	0- 0	0- 0	NEUTRAL	0- 1	0- 1	0- 1				
3- 8	0- 0	0- 0	CONFERENCE	0- 1	0- 5	3- 2				
2- 4	0- 0	0- 0	HOME	0- 0	0- 3	2- 1				
1- 4	0- 0	0- 0	AWAY	0- 1	0- 2	1- 1				
0- 0	0- 0	0- 0	NEUTRAL	0- 0	0- 0	0- 0				

RPI 1-25				RPI 26-50				RPI 51-100				RPI 101+				Team's RPI: 290	
RPI	S	Opponent	Score	RPI	S	Opponent	Score	RPI	S	Opponent	Score	RPI	S	Opponent	Score		
3	A	Louisville	52 107	35	A	DePaul	73 95	71	A	Belmont	46 80	116	H	South Alabama	56 78		
								73	N	Arkansas	55 79	122	A	Morehead St.	55 71		
								92	A	Troy	67 92	122	H	Morehead St.	62 85		
												127	H	UT Martin	61 73		
												129	N	Pittsburgh	56 78		
												150	A	Tennessee Tech	65 76		
												150	H	Tennessee Tech	59 69		
												175	A	Vanderbilt	63 89		
												176	A	Ball St.	51 90		
												180	N	Wisconsin	53 58		
												199	H	Southeast Mo. St.	62 59		
												218	A	Marshall	59 80		
												229	H	Jacksonville St.	52 62		
												275	A	Austin Peay	47 74		
												288	A	Murray St.	65 61		
												304	A	Alabama A&M	57 67		
												317	H	Eastern Ky.	60 38		
												328	A	Lipscomb	62 64		
LAST 12 Division I GAMES:																	
122	A	Morehead St.	55 71	150	A	Tennessee Tech	65 76										
199	H	Southeast Mo. St.	62 59	122	H	Morehead St.	62 85										
127	H	UT Martin	61 73	317	H	Eastern Ky.	60 38										
288	A	Murray St.	65 61	229	H	Jacksonville St.	52 62										
275	A	Austin Peay	47 74	150	H	Tennessee Tech	59 69										
71	A	Belmont	46 80	176	A	Ball St.	51 90										

Non-Div I Games:

Tennessee St.

■ Loss,
■ Non-Conf,
■ S Site,
■ H Home
■ A Away
N Neutral

Average RPI Win:	250	WON-LOST	WINNING	LAST 10	STRENGTH OF	OPP. STRENGTH	TEAM	ADJ.	CONF.	ADJ CONF.
Average RPI Loss:	152	RECORD	PCT. RANK	GAMES	SCHEDULE	OF SCHEDULE	RPI	RPI	RPI	RPI
DIV. I ONLY	14- 6	69	0- 1	311	232	150	150	22	22	
DIV. I NON-CONF.	6- 3	91	0- 0	266	224	121	121	21	21	
TOTALS	RPI 1-25	RPI 26-50	W-L RECORDS	RPI 51-100	RPI 101-150	RPI 150+				
14- 6	0- 0	0- 0	OVERALL	2- 2	0- 1	12- 3				
7- 1	0- 0	0- 0	HOME	1- 0	0- 0	6- 1				
7- 4	0- 0	0- 0	AWAY	1- 1	0- 1	6- 2				
0- 1	0- 0	0- 0	NEUTRAL	0- 1	0- 0	0- 0				
6- 3	0- 0	0- 0	NON-CONFERENCE	1- 2	0- 0	5- 1				
3- 0	0- 0	0- 0	HOME	1- 0	0- 0	2- 0				
3- 2	0- 0	0- 0	AWAY	0- 1	0- 0	3- 1				
0- 1	0- 0	0- 0	NEUTRAL	0- 1	0- 0	0- 0				
8- 3	0- 0	0- 0	CONFERENCE	1- 0	0- 1	7- 2				
4- 1	0- 0	0- 0	HOME	0- 0	0- 0	4- 1				
4- 2	0- 0	0- 0	AWAY	1- 0	0- 1	3- 1				
0- 0	0- 0	0- 0	NEUTRAL	0- 0	0- 0	0- 0				

RPI 1-25			RPI 26-50			RPI 51-100			RPI 101+			Team's RPI: 150
RPI	S	Opponent	Score	RPI	S	Opponent	Score	RPI	S	Opponent	Score	
						56 H Middle Tenn.	68 64	122 A Morehead St.		56 77		
						71 A Belmont	77 72	169 A Xavier		60 70		
						73 A Arkansas	42 65	195 H UNC Asheville		60 53		
						74 N Old Dominion	73 80	199 A Southeast Mo. St.		53 62		
								229 A Jacksonville St.		66 49		
								241 H SIUE		79 55		
								256 A Wichita St.		55 45		
								275 H Austin Peay		65 72		
								286 H Eastern Ill.		99 88		
								288 H Murray St.		74 65		
								290 A Tennessee St.		69 59		
								290 H Tennessee St.		76 65		
								314 A Charleston So.		77 55		
								317 A Eastern Ky.		81 68		
								328 A Lipscomb		67 52		
								336 H Western Caro.		77 58		
LAST 12 Division I GAMES:												
199	A	Southeast Mo. St.	53 62	290	H	Tennessee St.	76 65					
288	H	Murray St.	74 65	286	H	Eastern Ill.	99 88					
275	H	Austin Peay	65 72	241	H	SIUE	79 55					
317	A	Eastern Ky.	81 68	71	A	Belmont	77 72					
122	A	Morehead St.	56 77	290	A	Tennessee St.	69 59					
229	A	Jacksonville St.	66 49	328	A	Lipscomb	67 52					

Non-Div I Games: Tenn. Wesleyan 100 58 Cumberland (TN) 88 55

Tennessee Tech

■ Loss,
 ■ Non-Conf,
 ■ S Site,
 ■ H Home
 ■ A Away
 N Neutral

Average RPI Win:	153	WON-LOST	WINNING	LAST 10	STRENGTH OF	OPP. STRENGTH	TEAM	ADJ.	CONF.	ADJ CONF.
Average RPI Loss:	38	RECORD	PCT. RANK	GAMES	SCHEDULE	OF SCHEDULE	RPI	RPI	RPI	RPI
DIV. I ONLY	18- 5	33	2- 0	53	62	31	31	3	3	
DIV. I NON-CONF.	10- 2	37	2- 0	128	183	57	57	3	3	
TOTALS	RPI 1-25	RPI 26-50	W-L RECORDS	RPI 51-100	RPI 101-150	RPI 150+				
18- 5	1- 2	1- 0	OVERALL	4- 3	3- 0	9- 0				
9- 4	0- 2	1- 0	HOME	1- 2	1- 0	6- 0				
6- 1	1- 0	0- 0	AWAY	1- 1	1- 0	3- 0				
3- 0	0- 0	0- 0	NEUTRAL	2- 0	1- 0	0- 0				
10- 2	0- 1	0- 0	NON-CONFERENCE	2- 1	1- 0	7- 0				
5- 2	0- 1	0- 0	HOME	0- 1	0- 0	5- 0				
2- 0	0- 0	0- 0	AWAY	0- 0	0- 0	2- 0				
3- 0	0- 0	0- 0	NEUTRAL	2- 0	1- 0	0- 0				
8- 3	1- 1	1- 0	CONFERENCE	2- 2	2- 0	2- 0				
4- 2	0- 1	1- 0	HOME	1- 1	1- 0	1- 0				
4- 1	1- 0	0- 0	AWAY	1- 1	1- 0	1- 0				
0- 0	0- 0	0- 0	NEUTRAL	0- 0	0- 0	0- 0				

RPI 1-25				RPI 26-50				Team's RPI: 31	RPI 51-100				RPI 101+			
RPI	S	Opponent	Score	RPI	S	Opponent	Score		RPI	S	Opponent	Score	RPI	S	Opponent	Score
2	H	Baylor	68 74	48	H	TCU	73 67		54	A	Kansas St.	69 87	110	H	Kansas	62 43
7	H	Mississippi St.	49 67						60	N	Michigan	69 52	137	N	Fordham	72 54
11	A	Iowa St.	64 62						62	H	Tennessee	82 88	147	A	Texas Tech	78 71
									64	N	Quinnipiac	56 55	151	A	Oklahoma	76 67
									66	A	West Virginia	70 58	151	H	Oklahoma	73 63
									66	H	West Virginia	58 64	158	H	Duquesne	78 41
									87	H	Oklahoma St.	60 51	182	A	North Texas	64 54
													212	H	Stetson	65 46
													219	A	UTRGV	81 66
													287	H	UTSA	98 54
													321	H	McNeese	96 40
													341	H	Northwestern St.	104 66
LAST 12 Division I GAMES:																
137	N	Fordham	72 54	110	H	Kansas	62 43		48	H	TCU	73 67				
60	N	Michigan	69 52	54	A	Kansas St.	69 87		11	A	Iowa St.	64 62				
2	H	Baylor	68 74						151	A	Oklahoma	76 67				
151	A	Oklahoma	76 67						66	H	West Virginia	58 64				
147	A	Texas Tech	78 71						66	A	West Virginia	70 58				

Non-Div I Games:

Texas

■ Loss,
 ■ Non-Conf, S Site,
 ■ Home
 ■ Away
 N Neutral

Average RPI Win:	134	WON-LOST	WINNING	LAST 10	STRENGTH OF	OPP. STRENGTH	TEAM	ADJ.	CONF.	ADJ CONF.
Average RPI Loss:	33	RECORD	PCT. RANK	GAMES	SCHEDULE	OF SCHEDULE	RPI	RPI	RPI	RPI
DIV. I ONLY	18- 5	33	0- 1	40	51	20	20	5	5	
DIV. I NON-CONF.	11- 2	31	0- 0	31	101	17	17	5	5	
TOTALS	RPI 1-25	RPI 26-50	W-L RECORDS	RPI 51-100	RPI 101-150	RPI 150+				
18- 5	0- 2	4- 1	OVERALL	2- 2	3- 0	9- 0				
10- 2	0- 1	3- 0	HOME	0- 1	1- 0	6- 0				
6- 3	0- 1	0- 1	AWAY	2- 1	2- 0	2- 0				
2- 0	0- 0	1- 0	NEUTRAL	0- 0	0- 0	1- 0				
11- 2	0- 1	3- 0	NON-CONFERENCE	1- 1	1- 0	6- 0				
7- 1	0- 0	2- 0	HOME	0- 1	0- 0	5- 0				
2- 1	0- 1	0- 0	AWAY	1- 0	1- 0	0- 0				
2- 0	0- 0	1- 0	NEUTRAL	0- 0	0- 0	1- 0				
7- 3	0- 1	1- 1	CONFERENCE	1- 1	2- 0	3- 0				
3- 1	0- 1	1- 0	HOME	0- 0	1- 0	1- 0				
4- 2	0- 0	0- 1	AWAY	1- 1	1- 0	2- 0				
0- 0	0- 0	0- 0	NEUTRAL	0- 0	0- 0	0- 0				

RPI 1-25				RPI 26-50				RPI 51-100				RPI 101+			
RPI	S	Opponent	Score	RPI	S	Opponent	Score	RPI	S	Opponent	Score	RPI	S	Opponent	Score
8	A	Syracuse	65 75	26	H	Kentucky	73 71	53	A	LSU	52 63	103	A	Georgia	76 66
16	H	South Carolina	57 60	29	A	Missouri	65 70	59	H	Lamar University	68 74	109	A	Houston	68 52
				32	N	Oregon St.	76 70	65	A	Auburn	69 67	128	H	Alabama	70 43
				34	H	Rice	65 54	70	A	Little Rock	61 40	166	H	Arkansas St.	97 56
				42	H	Southern California	71 51					168	N	UC Riverside	70 63
												175	A	Vanderbilt	50 43
												175	H	Vanderbilt	69 53
												193	H	Prairie View	70 57
												196	A	Ole Miss	72 60
												219	H	UTRGV	84 61
												226	H	Jacksonville	73 53
												293	H	Central Ark.	84 27
LAST 12 Division I GAMES:															
29	A	Missouri	65 70	128	H	Alabama	70 43								
196	A	Ole Miss	72 60	175	A	Vanderbilt	50 43								
175	H	Vanderbilt	69 53	53	A	LSU	52 63								
26	H	Kentucky	73 71	16	H	South Carolina	57 60								
65	A	Auburn	69 67	219	H	UTRGV	84 61								
103	A	Georgia	76 66	193	H	Prairie View	70 57								

Non-Div I Games:

Texas A&M

■ Loss,
■ Non-Conf, S Site,
■ Home
■ Away
N Neutral

Texas Southern

Through Games Of Feb. 8, 2019

Average RPI Win:	288	WON-LOST	WINNING	LAST 10	STRENGTH OF	OPP. STRENGTH	TEAM	ADJ.	CONF.	ADJ CONF.
Average RPI Loss:	156	RECORD	PCT. RANK	GAMES	SCHEDULE	OF SCHEDULE	RPI	RPI	RPI	RPI
DIV. I ONLY	7- 11	238	1- 0	268	321	239	239	29	29	
DIV. I NON-CONF.	2- 7	288	0- 0	53	279	180	180	27	27	
TOTALS	RPI 1-25	RPI 26-50	W-L RECORDS	RPI 51-100	RPI 101-150	RPI 150+				
7- 11	0- 1	0- 1	OVERALL	0- 1	0- 2	7- 6				
2- 2	0- 0	0- 0	HOME	0- 0	0- 0	2- 2				
5- 7	0- 1	0- 1	AWAY	0- 1	0- 2	5- 2				
0- 2	0- 0	0- 0	NEUTRAL	0- 0	0- 0	0- 2				
2- 7	0- 1	0- 1	NON-CONFERENCE	0- 1	0- 2	2- 2				
0- 0	0- 0	0- 0	HOME	0- 0	0- 0	0- 0				
2- 5	0- 1	0- 1	AWAY	0- 1	0- 2	2- 0				
0- 2	0- 0	0- 0	NEUTRAL	0- 0	0- 0	0- 2				
5- 4	0- 0	0- 0	CONFERENCE	0- 0	0- 0	5- 4				
2- 2	0- 0	0- 0	HOME	0- 0	0- 0	2- 2				
3- 2	0- 0	0- 0	AWAY	0- 0	0- 0	3- 2				
0- 0	0- 0	0- 0	NEUTRAL	0- 0	0- 0	0- 0				

RPI 1-25				RPI 26-50				RPI 51-100				RPI 101+ Team's RPI: 239			
RPI	S	Opponent	Score	RPI	S	Opponent	Score	RPI	S	Opponent	Score	RPI	S	Opponent	Score
25	A	Michigan St.	45 91	34	A	Rice	71 76	69	A	SFA	55 74	136	A	Tulane	56 62
												147	A	Texas Tech	55 75
												159	N	Abilene Christian	39 81
												173	A	Southern U.	61 63
												184	N	Nicholls St.	57 58
												193	A	Prairie View	52 44
												203	H	Grambling	67 75
												219	A	UTRGV	69 55
												236	H	Alabama St.	51 58
												301	A	Mississippi Val.	68 50
												304	H	Alabama A&M	53 45
												307	H	Jackson St.	76 67
												346	A	Ark.-Pine Bluff	59 58
												348	A	Savannah St.	65 41
												350	A	Alcorn	52 53
LAST 12 Division I GAMES:															
304	H	Alabama A&M	53 45	193	A	Prairie View	52 44								
236	H	Alabama St.	51 58	173	A	Southern U.	61 63								
301	A	Mississippi Val.	68 50	350	A	Alcorn	52 53								
346	A	Ark.-Pine Bluff	59 58	147	A	Texas Tech	55 75								
307	H	Jackson St.	76 67	69	A	SFA	55 74								
203	H	Grambling	67 75	219	A	UTRGV	69 55								

Non-Div I Games: Huston-Tillotson 72 36 Paul Quinn 83 54

Texas Southern

Loss, Non-Conf, S Site, H Home A Away N Neutral

Average RPI Win:	218	WON-LOST	WINNING	LAST 10	STRENGTH OF	OPP. STRENGTH	TEAM	ADJ.	CONF.	ADJ CONF.
Average RPI Loss:	118	RECORD	PCT. RANK	GAMES	SCHEDULE	OF SCHEDULE	RPI	RPI	RPI	RPI
DIV. I ONLY	7- 13	251	0- 1	98	134	174	174	12	12	
DIV. I NON-CONF.	3- 7	256	0- 1	83	139	181	181	15	15	
TOTALS	RPI 1-25	RPI 26-50	W-L RECORDS	RPI 51-100	RPI 101-150	RPI 150+				
7- 13	0- 0	0- 2	OVERALL	0- 4	0- 4	7- 3				
2- 5	0- 0	0- 0	HOME	0- 0	0- 2	2- 3				
5- 7	0- 0	0- 1	AWAY	0- 4	0- 2	5- 0				
0- 1	0- 0	0- 1	NEUTRAL	0- 0	0- 0	0- 0				
3- 7	0- 0	0- 2	NON-CONFERENCE	0- 2	0- 2	3- 1				
1- 2	0- 0	0- 0	HOME	0- 0	0- 1	1- 1				
2- 4	0- 0	0- 1	AWAY	0- 2	0- 1	2- 0				
0- 1	0- 0	0- 1	NEUTRAL	0- 0	0- 0	0- 0				
4- 6	0- 0	0- 0	CONFERENCE	0- 2	0- 2	4- 2				
1- 3	0- 0	0- 0	HOME	0- 0	0- 1	1- 2				
3- 3	0- 0	0- 0	AWAY	0- 2	0- 1	3- 0				
0- 0	0- 0	0- 0	NEUTRAL	0- 0	0- 0	0- 0				

RPI 1-25				RPI 26-50				RPI 51-100				RPI 101+ Team's RPI: 174			
RPI	S	Opponent	Score	RPI	S	Opponent	Score	RPI	S	Opponent	Score	RPI	S	Opponent	Score
				29	A	Missouri	50 69	52	A	New Mexico	51 82	134	A	Appalachian St.	56 77
				47	N	Saint Mary's (CA)	62 89	70	A	Little Rock	47 62	134	H	Appalachian St.	49 62
								87	A	Oklahoma St.	55 66	136	A	Tulane	61 67
								95	A	UT Arlington	53 68	138	H	Montana St.	59 67
												156	A	Georgia St.	69 60
												156	H	Georgia St.	34 57
												166	A	Arkansas St.	85 62
												179	H	Oral Roberts	64 81
												184	H	Nicholls St.	72 67
												189	H	Coastal Caro.	73 58
												263	A	A&M-Corpus Christi	60 53
												279	A	Ga. Southern	64 52
												279	H	Ga. Southern	55 65
												287	A	UTSA	68 60
LAST 12 Division I GAMES:															
				136	A	Tulane	61 67	156	H	Georgia St.	34 57				
				138	H	Montana St.	59 67	166	A	Arkansas St.	85 62				
				184	H	Nicholls St.	72 67	70	A	Little Rock	47 62				
				134	A	Appalachian St.	56 77	134	H	Appalachian St.	49 62				
				95	A	UT Arlington	53 68	189	H	Coastal Caro.	73 58				
				279	H	Ga. Southern	55 65	156	A	Georgia St.	69 60				

Non-Div I Games: UNKNOWN 92 39 Tex. A&M Int'l 89 25

Texas St.

Loss, Non-Conf, S Site, H Home A Away N Neutral

Average RPI Win:	213	WON-LOST	WINNING	LAST 10	STRENGTH OF	OPP. STRENGTH	TEAM	ADJ.	CONF.	ADJ CONF.
Average RPI Loss:	67	RECORD	PCT. RANK	GAMES	SCHEDULE	OF SCHEDULE	RPI	RPI	RPI	RPI
DIV. I ONLY	10- 12	193	0- 1	58	81	147	147	3	3	
DIV. I NON-CONF.	9- 2	43	0- 0	262	299	116	116	3	3	
TOTALS	RPI 1-25	RPI 26-50	W-L RECORDS	RPI 51-100	RPI 101-150	RPI 150+				
10- 12	0- 3	0- 3	OVERALL	1- 4	1- 0	8- 2				
9- 5	0- 1	0- 2	HOME	1- 2	1- 0	7- 0				
1- 7	0- 2	0- 1	AWAY	0- 2	0- 0	1- 2				
0- 0	0- 0	0- 0	NEUTRAL	0- 0	0- 0	0- 0				
9- 2	0- 0	0- 0	NON-CONFERENCE	1- 1	0- 0	8- 1				
8- 1	0- 0	0- 0	HOME	1- 1	0- 0	7- 0				
1- 1	0- 0	0- 0	AWAY	0- 0	0- 0	1- 1				
0- 0	0- 0	0- 0	NEUTRAL	0- 0	0- 0	0- 0				
1- 10	0- 3	0- 3	CONFERENCE	0- 3	1- 0	0- 1				
1- 4	0- 1	0- 2	HOME	0- 1	1- 0	0- 0				
0- 6	0- 2	0- 1	AWAY	0- 2	0- 0	0- 1				
0- 0	0- 0	0- 0	NEUTRAL	0- 0	0- 0	0- 0				

RPI 1-25				RPI 26-50				RPI 51-100				RPI 101+ Team's RPI: 147			
RPI	S	Opponent	Score	RPI	S	Opponent	Score	RPI	S	Opponent	Score	RPI	S	Opponent	Score
2	A	Baylor	37 96	31	H	Texas	71 78	54	H	Kansas St.	62 66	110	H	Kansas	69 66
2	H	Baylor	56 73	48	A	TCU	70 78	66	A	West Virginia	65 68	151	A	Oklahoma	61 66
11	A	Iowa St.	66 105	48	H	TCU	63 70	69	H	SFA	77 69	159	H	Abilene Christian	105 54
								87	A	Oklahoma St.	57 65	173	H	Southern U.	76 58
								93	H	Idaho	77 88	205	A	Florida	67 72
												229	H	Jacksonville St.	71 58
												239	H	Texas Southern	75 55
												245	A	Nevada	86 67
												263	H	A&M-Corpus Christi	78 61
												311	H	La.-Monroe	86 42
												335	H	Houston Baptist	82 76
LAST 12 Division I GAMES:															
48	H	TCU	63 70	48	A	TCU	70 78								
2	A	Baylor	37 96	87	A	Oklahoma St.	57 65								
11	A	Iowa St.	66 105	110	H	Kansas	69 66								
31	H	Texas	71 78	2	H	Baylor	56 73								
66	A	West Virginia	65 68	151	A	Oklahoma	61 66								
54	H	Kansas St.	62 66	159	H	Abilene Christian	105 54								

Non-Div I Games:

Texas Tech

■ Loss,
 ■ Non-Conf, S Site,
 ■ Home
 ■ Away
 N Neutral

Average RPI Win:	215	WON-LOST	WINNING	LAST 10	STRENGTH OF	OPP. STRENGTH	TEAM	ADJ.	CONF.	ADJ CONF.
Average RPI Loss:	69	RECORD	PCT. RANK	GAMES	SCHEDULE	OF SCHEDULE	RPI	RPI	RPI	RPI
DIV. I ONLY	13- 7	95	0- 1	131	112	86	86	7	7	
DIV. I NON-CONF.	8- 3	72	0- 0	170	185	75	75	8	8	
TOTALS	RPI 1-25	RPI 26-50	W-L RECORDS	RPI 51-100	RPI 101-150	RPI 150+				
13- 7	1- 2	0- 0	OVERALL	1- 3	0- 2	11- 0				
7- 2	1- 1	0- 0	HOME	0- 1	0- 0	6- 0				
6- 5	0- 1	0- 0	AWAY	1- 2	0- 2	5- 0				
0- 0	0- 0	0- 0	NEUTRAL	0- 0	0- 0	0- 0				
8- 3	0- 1	0- 0	NON-CONFERENCE	1- 1	0- 1	7- 0				
4- 1	0- 1	0- 0	HOME	0- 0	0- 0	4- 0				
4- 2	0- 0	0- 0	AWAY	1- 1	0- 1	3- 0				
0- 0	0- 0	0- 0	NEUTRAL	0- 0	0- 0	0- 0				
5- 4	1- 1	0- 0	CONFERENCE	0- 2	0- 1	4- 0				
3- 1	1- 0	0- 0	HOME	0- 1	0- 0	2- 0				
2- 3	0- 1	0- 0	AWAY	0- 1	0- 1	2- 0				
0- 0	0- 0	0- 0	NEUTRAL	0- 0	0- 0	0- 0				

RPI 1-25				RPI 26-50				RPI 51-100				RPI 101+			
RPI	S	Opponent	Score	RPI	S	Opponent	Score	RPI	S	Opponent	Score	RPI	S	Opponent	Score
1	H	Notre Dame	56 72					55	A	Miami (OH)	64 65	102	A	Dayton	49 70
23	H	Central Mich.	62 59					71	A	Belmont	78 69	141	A	Akron	64 70
24	A	Buffalo	63 73					75	A	Maine	59 73	158	H	Duquesne	65 52
								84	H	Kent St.	47 58	160	H	Stony Brook	80 48
												176	H	Ball St.	65 58
												225	A	Memphis	58 48
												237	A	Bowling Green	79 65
												237	H	Bowling Green	76 56
												268	A	Cleveland St.	65 60
												281	A	Western Mich.	80 57
												292	A	Valparaiso	65 59
												330	H	Detroit Mercy	77 60
												332	H	Iona	84 38
LAST 12 Division I GAMES:															
24	A	Buffalo	63 73	84	H	Kent St.	47 58								
237	H	Bowling Green	76 56	55	A	Miami (OH)	64 65								
141	A	Akron	64 70	176	H	Ball St.	65 58								
23	H	Central Mich.	62 59	330	H	Detroit Mercy	77 60								
237	A	Bowling Green	79 65	160	H	Stony Brook	80 48								
281	A	Western Mich.	80 57	1	H	Notre Dame	56 72								

Non-Div I Games:

Toledo

■ Loss,
 ■ Non-Conf,
 ■ S Site,
 ■ H Home
 ■ A Away
 N Neutral

Average RPI Win: 221	WON-LOST	WINNING	LAST 10	STRENGTH OF	OPP. STRENGTH	TEAM	ADJ.	CONF.	ADJ CONF.
Average RPI Loss: 117	RECORD	PCT. RANK	GAMES	SCHEDULE	OF SCHEDULE	RPI	RPI	RPI	RPI
DIV. I ONLY	13- 8	108	1- 0	213	127	112	112	10	10
DIV. I NON-CONF.	6- 5	143	0- 0	280	147	154	154	10	10
<hr/>									
TOTALS	RPI 1-25	RPI 26-50	W-L RECORDS	RPI 51-100	RPI 101-150	RPI 150+			
13- 8	0- 1	0- 1	OVERALL	2- 1	0- 2	11- 3			
6- 1	0- 0	0- 0	HOME	1- 0	0- 0	5- 1			
7- 7	0- 1	0- 1	AWAY	1- 1	0- 2	6- 2			
0- 0	0- 0	0- 0	NEUTRAL	0- 0	0- 0	0- 0			
6- 5	0- 1	0- 0	NON-CONFERENCE	0- 1	0- 1	6- 2			
3- 0	0- 0	0- 0	HOME	0- 0	0- 0	3- 0			
3- 5	0- 1	0- 0	AWAY	0- 1	0- 1	3- 2			
0- 0	0- 0	0- 0	NEUTRAL	0- 0	0- 0	0- 0			
7- 3	0- 0	0- 1	CONFERENCE	2- 0	0- 1	5- 1			
3- 1	0- 0	0- 0	HOME	1- 0	0- 0	2- 1			
4- 2	0- 0	0- 1	AWAY	1- 0	0- 1	3- 0			
0- 0	0- 0	0- 0	NEUTRAL	0- 0	0- 0	0- 0			

RPI 1-25				RPI 26-50				RPI 51-100				RPI 101+ Team's RPI: 112			
RPI	S	Opponent	Score	RPI	S	Opponent	Score	RPI	S	Opponent	Score	RPI	S	Opponent	Score
8	A	Syracuse	55 98	33	A	James Madison	59 71	66	A	West Virginia	43 90	107	A	Wake Forest	53 60
								83	A	Drexel	55 54	119	A	UNCW	73 77
								89	H	Northeastern	88 83	155	A	Delaware	56 48
												165	H	William & Mary	69 80
												194	A	George Washington	63 76
												197	H	Massachusetts	78 53
												198	H	Elon	59 58
												218	A	Marshall	76 69
												247	A	Mt. St. Mary's	78 87
												254	A	Hofstra	68 56
												254	H	Hofstra	92 68
												266	A	Saint Joseph's	73 52
												280	H	La Salle	92 68
												282	A	Col. of Charleston	77 61
												299	A	UMBC	71 62
												300	H	Loyola Maryland	62 57
<hr/>															
LAST 12 Division I GAMES:															
254	A	Hofstra	68 56	254	H	Hofstra	92 68								
33	A	James Madison	59 71	89	H	Northeastern	88 83								
165	H	William & Mary	69 80	155	A	Delaware	56 48								
198	H	Elon	59 58	83	A	Drexel	55 54								
119	A	UNCW	73 77	218	A	Marshall	76 69								
282	A	Col. of Charleston	77 61	66	A	West Virginia	43 90								

Non-Div I Games:

Towson

■ Loss,
 ■ Non-Conf, S Site,
 ■ Home
 ■ Away
 N Neutral

Average RPI Win:	225	WON-LOST	WINNING	LAST 10	STRENGTH OF	OPP. STRENGTH	TEAM	ADJ.	CONF.	ADJ CONF.
Average RPI Loss:	83	RECORD	PCT. RANK	GAMES	SCHEDULE	OF SCHEDULE	RPI	RPI	RPI	RPI
DIV. I ONLY	15- 5	50	0- 1	231	133	92	92	12	12	
DIV. I NON-CONF.	8- 2	52	0- 0	300	145	112	112	15	15	
TOTALS	RPI 1-25	RPI 26-50	W-L RECORDS	RPI 51-100	RPI 101-150	RPI 150+				
15- 5	0- 1	0- 0	OVERALL	1- 2	1- 1	13- 1				
7- 1	0- 0	0- 0	HOME	1- 1	0- 0	6- 0				
6- 4	0- 1	0- 0	AWAY	0- 1	1- 1	5- 1				
2- 0	0- 0	0- 0	NEUTRAL	0- 0	0- 0	2- 0				
8- 2	0- 1	0- 0	NON-CONFERENCE	0- 1	0- 0	8- 0				
3- 1	0- 0	0- 0	HOME	0- 1	0- 0	3- 0				
3- 1	0- 1	0- 0	AWAY	0- 0	0- 0	3- 0				
2- 0	0- 0	0- 0	NEUTRAL	0- 0	0- 0	2- 0				
7- 3	0- 0	0- 0	CONFERENCE	1- 1	1- 1	5- 1				
4- 0	0- 0	0- 0	HOME	1- 0	0- 0	3- 0				
3- 3	0- 0	0- 0	AWAY	0- 1	1- 1	2- 1				
0- 0	0- 0	0- 0	NEUTRAL	0- 0	0- 0	0- 0				

RPI S	Opponent	Score	RPI S	Opponent	Score	RPI S	Opponent	Score	RPI S	Opponent	Score
18	A Florida St.	67 103				56	H Middle Tenn.	64 67	116	A South Alabama	77 80
						70	A Little Rock	72 76	134	A Appalachian St.	83 72
						70	H Little Rock	71 66	156	A Georgia St.	80 84
									166	H Arkansas St.	87 79
									189	A Coastal Caro.	82 81
									196	A Ole Miss	71 54
									201	N Sam Houston St.	84 79
									229	A Jacksonville St.	89 63
									236	H Alabama St.	116 46
									252	A ETSU	84 66
									255	H Louisiana	90 64
									262	H Samford	72 52
									279	A Ga. Southern	97 81
									290	H Tennessee St.	92 67
									301	N Mississippi Val.	75 54
									311	H La.-Monroe	78 56
LAST 12 Division I GAMES:											
70	A Little Rock	72 76	166	H Arkansas St.	87 79						
116	A South Alabama	77 80	70	H Little Rock	71 66						
255	H Louisiana	90 64	134	A Appalachian St.	83 72						
311	H La.-Monroe	78 56	189	A Coastal Caro.	82 81						
156	A Georgia St.	80 84	229	A Jacksonville St.	89 63						
279	A Ga. Southern	97 81	196	A Ole Miss	71 54						

Non-Div I Games: Talladega 91 70

Troy

Average RPI Win:	195	WON-LOST	WINNING	LAST 10	STRENGTH OF	OPP. STRENGTH	TEAM	ADJ.	CONF.	ADJ CONF.
Average RPI Loss:	121	RECORD	PCT. RANK	GAMES	SCHEDULE	OF SCHEDULE	RPI	RPI	RPI	RPI
DIV. I ONLY	14- 8	99	1- 0	200	95	136	136	9	9	
DIV. I NON-CONF.	10- 3	59	1- 0	219	73	93	93	9	9	
TOTALS	RPI 1-25	RPI 26-50	W-L RECORDS	RPI 51-100	RPI 101-150	RPI 150+				
14- 8	1- 1	0- 1	OVERALL	1- 1	1- 3	11- 2				
7- 4	0- 1	0- 0	HOME	0- 1	1- 1	6- 1				
4- 3	0- 0	0- 0	AWAY	1- 0	0- 2	3- 1				
3- 1	1- 0	0- 1	NEUTRAL	0- 0	0- 0	2- 0				
10- 3	1- 0	0- 1	NON-CONFERENCE	1- 1	1- 1	7- 0				
6- 1	0- 0	0- 0	HOME	0- 1	1- 0	5- 0				
1- 1	0- 0	0- 0	AWAY	1- 0	0- 1	0- 0				
3- 1	1- 0	0- 1	NEUTRAL	0- 0	0- 0	2- 0				
4- 5	0- 1	0- 0	CONFERENCE	0- 0	0- 2	4- 2				
1- 3	0- 1	0- 0	HOME	0- 0	0- 1	1- 1				
3- 2	0- 0	0- 0	AWAY	0- 0	0- 1	3- 1				
0- 0	0- 0	0- 0	NEUTRAL	0- 0	0- 0	0- 0				

RPI S	Opponent	Score	RPI S	Opponent	Score	RPI S	Opponent	Score	RPI S	Opponent	Score	Team's RPI: 136
6	H UConn	33 75	30	N California	57 65	53	A LSU	56 54	128	A Alabama	58 69	
23	N Central Mich.	68 57				74	H Old Dominion	48 56	135	A South Fla.	46 73	
									135	H South Fla.	45 50	
									140	H Washington	63 51	
									174	H Texas St.	67 61	
									178	A Temple	66 57	
									184	H Nicholls St.	71 46	
									186	H Southern Miss.	71 54	
									207	A East Carolina	61 63	
									207	H East Carolina	68 57	
									211	A SMU	61 43	
									225	A Memphis	62 61	
									239	H Texas Southern	62 56	
									256	H Wichita St.	44 62	
									268	N Cleveland St.	81 72	
									294	H Fla. Atlantic	88 45	
									349	N Florida A&M	78 34	
LAST 12 Division I GAMES:												
174	H Texas St.	67 61	6	H UConn	33 75							
135	H South Fla.	45 50	211	A SMU	61 43							
207	A East Carolina	61 63	178	A Temple	66 57							
225	A Memphis	62 61	207	H East Carolina	68 57							
256	H Wichita St.	44 62	349	N Florida A&M	78 34							
135	A South Fla.	46 73	23	N Central Mich.	68 57							

Non-Div I Games:

Tulane

■ Loss,
■ Non-Conf,
■ S Site,
■ H Home
■ A Away
N Neutral

Average RPI Win:	204	WON-LOST	WINNING	LAST 10	STRENGTH OF	OPP. STRENGTH	TEAM	ADJ.	CONF.	ADJ CONF.
Average RPI Loss:	98	RECORD	PCT. RANK	GAMES	SCHEDULE	OF SCHEDULE	RPI	RPI	RPI	RPI
DIV. I ONLY	10- 12	193	0- 1	92	99	157	157	9	9	
DIV. I NON-CONF.	6- 7	172	0- 1	75	84	128	128	9	9	
TOTALS	RPI 1-25	RPI 26-50	W-L RECORDS	RPI 51-100	RPI 101-150	RPI 150+				
10- 12	0- 2	0- 0	OVERALL	0- 6	1- 1	9- 3				
7- 4	0- 0	0- 0	HOME	0- 3	0- 0	7- 1				
2- 8	0- 2	0- 0	AWAY	0- 3	0- 1	2- 2				
1- 0	0- 0	0- 0	NEUTRAL	0- 0	1- 0	0- 0				
6- 7	0- 1	0- 0	NON-CONFERENCE	0- 5	1- 0	5- 1				
4- 2	0- 0	0- 0	HOME	0- 2	0- 0	4- 0				
1- 5	0- 1	0- 0	AWAY	0- 3	0- 0	1- 1				
1- 0	0- 0	0- 0	NEUTRAL	0- 0	1- 0	0- 0				
4- 5	0- 1	0- 0	CONFERENCE	0- 1	0- 1	4- 2				
3- 2	0- 0	0- 0	HOME	0- 1	0- 0	3- 1				
1- 3	0- 1	0- 0	AWAY	0- 0	0- 1	1- 1				
0- 0	0- 0	0- 0	NEUTRAL	0- 0	0- 0	0- 0				

RPI 1-25				RPI 26-50				RPI 51-100				RPI 101+ Team's RPI: 157			
RPI	S	Opponent	Score	RPI	S	Opponent	Score	RPI	S	Opponent	Score	RPI	S	Opponent	Score
14	A	UCF	44 60					69	A	SFA	34 76	109	A	Houston	44 76
17	A	Arizona St.	52 70					70	H	Little Rock	53 63	128	N	Alabama	80 73
								71	A	Belmont	53 78	159	H	Abilene Christian	75 63
								73	H	Arkansas	59 61	166	A	Arkansas St.	60 73
								88	H	Cincinnati	50 70	178	H	Temple	61 75
								94	A	American	52 68	179	A	Oral Roberts	76 68
												190	H	Saint Louis	86 75
												207	A	East Carolina	75 55
												211	H	SMU	49 35
												212	H	Stetson	55 54
												225	A	Memphis	56 59
												225	H	Memphis	46 39
												256	H	Wichita St.	63 49
												269	H	UTEP	66 45
LAST 12 Division I GAMES:															
17	A	Arizona St.	52 70	14	A	UCF	44 60								
211	H	SMU	49 35	207	A	East Carolina	75 55								
225	A	Memphis	56 59	225	H	Memphis	46 39								
178	H	Temple	61 75	256	H	Wichita St.	63 49								
109	A	Houston	44 76	269	H	UTEP	66 45								
88	H	Cincinnati	50 70	73	H	Arkansas	59 61								

Non-Div I Games:

Tulsa

■ Loss,
■ Non-Conf, S Site,
■ Home
■ Away
N Neutral

Average RPI Win:	240	WON-LOST	WINNING	LAST 10	STRENGTH OF	OPP. STRENGTH	TEAM	ADJ.	CONF.	ADJ CONF.
Average RPI Loss:	77	RECORD	PCT. RANK	GAMES	SCHEDULE	OF SCHEDULE	RPI	RPI	RPI	RPI
DIV. I ONLY	18- 4	21	0- 1	316	156	126	126	14	14	
DIV. I NON-CONF.	11- 1	13	0- 1	342	242	123	123	19	19	
TOTALS	RPI 1-25	RPI 26-50	W-L RECORDS	RPI 51-100	RPI 101-150	RPI 150+				
18- 4	0- 0	0- 1	OVERALL	2- 2	1- 0	15- 1				
7- 2	0- 0	0- 1	HOME	0- 0	1- 0	6- 1				
9- 1	0- 0	0- 0	AWAY	2- 1	0- 0	7- 0				
2- 1	0- 0	0- 0	NEUTRAL	0- 1	0- 0	2- 0				
11- 1	0- 0	0- 0	NON-CONFERENCE	1- 1	1- 0	9- 0				
5- 0	0- 0	0- 0	HOME	0- 0	1- 0	4- 0				
4- 0	0- 0	0- 0	AWAY	1- 0	0- 0	3- 0				
2- 1	0- 0	0- 0	NEUTRAL	0- 1	0- 0	2- 0				
7- 3	0- 0	0- 1	CONFERENCE	1- 1	0- 0	6- 1				
2- 2	0- 0	0- 1	HOME	0- 0	0- 0	2- 1				
5- 1	0- 0	0- 0	AWAY	1- 1	0- 0	4- 0				
0- 0	0- 0	0- 0	NEUTRAL	0- 0	0- 0	0- 0				

RPI S	Opponent	Score	RPI S	Opponent	Score	RPI S	Opponent	Score	RPI S	Opponent	Score	Team's RPI: 126
34	H Rice	43 55	56	A Middle Tenn.	44 60	134	H Appalachian St.	80 61				
			62	N Tennessee	69 73	151	N Oklahoma	89 84				
			67	A FGCU	62 60	154	H Louisiana Tech	68 73				
			74	A Old Dominion	69 61	182	H North Texas	70 60				
						186	H Southern Miss.	71 60				
						225	H Memphis	85 54				
						236	A Alabama St.	62 47				
						262	A Samford	66 41				
						269	A UTEP	74 48				
						287	A UTSA	59 42				
						294	A Fla. Atlantic	89 64				
						304	H Alabama A&M	82 47				
						315	N Coppin St.	86 61				
						316	A FIU	83 59				
						321	H McNeese	91 48				
						347	A Chicago St.	90 45				
						350	H Alcorn	80 53				
LAST 12 Division I GAMES:												
62	N Tennessee	69 73	269	A UTEP	74 48							
74	A Old Dominion	69 61	186	H Southern Miss.	71 60							
56	A Middle Tenn.	44 60	154	H Louisiana Tech	68 73							
34	H Rice	43 55	316	A FIU	83 59							
182	H North Texas	70 60	294	A Fla. Atlantic	89 64							
287	A UTSA	59 42	67	A FGCU	62 60							

Non-Div I Games: Ala.-Huntsville 83 58

UAB

Loss, Non-Conf, S Site, H Home A Away N Neutral

Average RPI Win:	212	WON-LOST	WINNING	LAST 10	STRENGTH OF	OPP. STRENGTH	TEAM	ADJ.	CONF.	ADJ CONF.
Average RPI Loss:	117	RECORD	PCT. RANK	GAMES	SCHEDULE	OF SCHEDULE	RPI	RPI	RPI	RPI
DIV. I ONLY	15- 6	64	0- 1	205	140	81	81	21	21	
DIV. I NON-CONF.	7- 5	132	0- 1	209	60	114	114	20	20	
TOTALS	RPI 1-25	RPI 26-50	W-L RECORDS	RPI 51-100	RPI 101-150	RPI 150+				
15- 6	0- 1	1- 0	OVERALL	0- 2	3- 1	11- 2				
7- 1	0- 0	1- 0	HOME	0- 1	1- 0	5- 0				
7- 5	0- 1	0- 0	AWAY	0- 1	2- 1	5- 2				
1- 0	0- 0	0- 0	NEUTRAL	0- 0	0- 0	1- 0				
7- 5	0- 1	1- 0	NON-CONFERENCE	0- 2	1- 1	5- 1				
3- 1	0- 0	1- 0	HOME	0- 1	0- 0	2- 0				
3- 4	0- 1	0- 0	AWAY	0- 1	1- 1	2- 1				
1- 0	0- 0	0- 0	NEUTRAL	0- 0	0- 0	1- 0				
8- 1	0- 0	0- 0	CONFERENCE	0- 0	2- 0	6- 1				
4- 0	0- 0	0- 0	HOME	0- 0	1- 0	3- 0				
4- 1	0- 0	0- 0	AWAY	0- 0	1- 0	3- 1				
0- 0	0- 0	0- 0	NEUTRAL	0- 0	0- 0	0- 0				

RPI 1-25				RPI 26-50				RPI 51-100				Team's RPI: 81		RPI 101+			
RPI	S	Opponent	Score	RPI	S	Opponent	Score	RPI	S	Opponent	Score		RPI	S	Opponent	Score	
4	A	Stanford	43 71	47	H	Saint Mary's (CA)	76 74	77	H	Pacific	80 83		132	A	Washington St.	75 62	
								100	A	Loyola Marymount	53 60		143	A	CSUN	60 49	
													143	H	CSUN	70 54	
													146	A	Montana	56 62	
													153	A	Portland St.	50 65	
													168	A	UC Riverside	67 59	
													172	H	UC Irvine	80 57	
													224	A	Hawaii	60 65	
													232	A	Sacramento St.	109 60	
													234	A	San Francisco	70 68	
													245	N	Nevada	84 68	
													250	A	Cal St. Fullerton	75 39	
													250	H	Cal St. Fullerton	75 51	
													261	H	Long Beach St.	70 50	
													274	H	Southern Utah	68 45	
													297	A	UC Santa Barbara	70 44	
													339	H	Seattle U	76 59	
LAST 12 Division I GAMES:																	
				146	A	Montana	56 62					172	H	UC Irvine	80 57		
				297	A	UC Santa Barbara	70 44					250	H	Cal St. Fullerton	75 51		
				143	H	CSUN	70 54					224	A	Hawaii	60 65		
				261	H	Long Beach St.	70 50					168	A	UC Riverside	67 59		
				250	A	Cal St. Fullerton	75 39					47	H	Saint Mary's (CA)	76 74		
				143	A	CSUN	60 49					234	A	San Francisco	70 68		

Non-Div I Games: Dominican (CA) 92 42

UC Davis

Average RPI Win:	258	WON-LOST	WINNING	LAST 10	STRENGTH OF	OPP. STRENGTH	TEAM	ADJ.	CONF.	ADJ CONF.
Average RPI Loss:	139	RECORD	PCT. RANK	GAMES	SCHEDULE	OF SCHEDULE	RPI	RPI	RPI	RPI
DIV. I ONLY	13- 5	63	0- 1	332	226	172	172	21	21	
DIV. I NON-CONF.	9- 2	43	0- 0	317	246	146	146	20	20	
TOTALS	RPI 1-25	RPI 26-50	W-L RECORDS	RPI 51-100	RPI 101-150	RPI 150+				
13- 5	0- 1	0- 0	OVERALL	0- 1	1- 0	12- 3				
7- 2	0- 0	0- 0	HOME	0- 0	1- 0	6- 2				
4- 3	0- 1	0- 0	AWAY	0- 1	0- 0	4- 1				
2- 0	0- 0	0- 0	NEUTRAL	0- 0	0- 0	2- 0				
9- 2	0- 1	0- 0	NON-CONFERENCE	0- 0	0- 0	9- 1				
4- 1	0- 0	0- 0	HOME	0- 0	0- 0	4- 1				
3- 1	0- 1	0- 0	AWAY	0- 0	0- 0	3- 0				
2- 0	0- 0	0- 0	NEUTRAL	0- 0	0- 0	2- 0				
4- 3	0- 0	0- 0	CONFERENCE	0- 1	1- 0	3- 2				
3- 1	0- 0	0- 0	HOME	0- 0	1- 0	2- 1				
1- 2	0- 0	0- 0	AWAY	0- 1	0- 0	1- 1				
0- 0	0- 0	0- 0	NEUTRAL	0- 0	0- 0	0- 0				

RPI 1-25			RPI 26-50			RPI 51-100			RPI 101+ Team's RPI: 172		
RPI	S	Opponent	Score	RPI	S	Opponent	Score	RPI	S	Opponent	Score
5	A	Oregon	69 115					81	A	UC Davis	57 80
								143	H	CSUN	65 61
								153	A	Portland St.	73 68
								161	A	Portland	84 69
								168	A	UC Riverside	72 88
								171	N	Indiana St.	77 61
								209	H	UNLV	57 55
								217	H	San Diego St.	70 78
								224	H	Hawaii	68 70
								274	H	Southern Utah	75 58
								276	H	CSU Bakersfield	85 78
								297	H	UC Santa Barbara	74 68
								323	A	Cal Poly	75 59
								323	H	Cal Poly	73 57
								329	A	San Jose St.	74 66
								339	H	Seattle U	65 60
								351	N	LIU Brooklyn	84 71
LAST 12 Division I GAMES:											
224	H	Hawaii	68 70	323	A	Cal Poly	75 59				
297	H	UC Santa Barbara	74 68	339	H	Seattle U	65 60				
323	H	Cal Poly	73 57	5	A	Oregon	69 115				
81	A	UC Davis	57 80	153	A	Portland St.	73 68				
168	A	UC Riverside	72 88	161	A	Portland	84 69				
143	H	CSUN	65 61	217	H	San Diego St.	70 78				

Non-Div I Games: LIFE Pacific 105 31

UC Irvine

■ Loss,
 ■ Non-Conf, S Site,
 ■ Home
 ■ Away
 N Neutral

UC Riverside

Through Games Of Feb. 8, 2019

Average RPI Win:	237	WON-LOST	WINNING	LAST 10	STRENGTH OF	OPP. STRENGTH	TEAM	ADJ.	CONF.	ADJ CONF.
Average RPI Loss:	130	RECORD	PCT. RANK	GAMES	SCHEDULE	OF SCHEDULE	RPI	RPI	RPI	RPI
DIV. I ONLY	11- 11	159	1- 0	175	191	168	168	21	21	
DIV. I NON-CONF.	6- 8	199	1- 0	138	161	164	164	20	20	
TOTALS	RPI 1-25	RPI 26-50	W-L RECORDS	RPI 51-100	RPI 101-150	RPI 150+				
11- 11	0- 2	0- 2	OVERALL	0- 2	0- 1	11- 4				
6- 2	0- 0	0- 0	HOME	0- 1	0- 0	6- 1				
4- 6	0- 0	0- 2	AWAY	0- 1	0- 1	4- 2				
1- 3	0- 2	0- 0	NEUTRAL	0- 0	0- 0	1- 1				
6- 8	0- 2	0- 2	NON-CONFERENCE	0- 1	0- 0	6- 3				
3- 0	0- 0	0- 0	HOME	0- 0	0- 0	3- 0				
2- 5	0- 0	0- 2	AWAY	0- 1	0- 0	2- 2				
1- 3	0- 2	0- 0	NEUTRAL	0- 0	0- 0	1- 1				
5- 3	0- 0	0- 0	CONFERENCE	0- 1	0- 1	5- 1				
3- 2	0- 0	0- 0	HOME	0- 1	0- 0	3- 1				
2- 1	0- 0	0- 0	AWAY	0- 0	0- 1	2- 0				
0- 0	0- 0	0- 0	NEUTRAL	0- 0	0- 0	0- 0				

RPI 1-25				RPI 26-50				RPI 51-100				RPI 101+ Team's RPI: 168			
RPI	S	Opponent	Score	RPI	S	Opponent	Score	RPI	S	Opponent	Score	RPI	S	Opponent	Score
5	N	Oregon	44 94	39	A	BYU	70 72	81	H	UC Davis	59 67	143	A	CSUN	56 69
20	N	Texas A&M	63 70	42	A	Southern California	55 73	87	A	Oklahoma St.	51 76	163	H	New Mexico St.	65 64
												172	H	UC Irvine	88 72
												187	N	Milwaukee	54 56
												189	H	Coastal Caro.	62 43
												200	N	Eastern Wash.	57 45
												224	A	Hawaii	60 55
												250	H	Cal St. Fullerton	62 59
												261	A	Long Beach St.	73 59
												261	H	Long Beach St.	45 63
												274	H	Southern Utah	56 50
												276	A	CSU Bakersfield	79 67
												278	A	Utah Valley	53 56
												283	A	California Baptist	57 65
												297	H	UC Santa Barbara	73 60
												305	A	Weber St.	71 39
LAST 12 Division I GAMES:															
274	H	Southern Utah	56 50	172	H	UC Irvine	88 72								
250	H	Cal St. Fullerton	62 59	261	H	Long Beach St.	45 63								
297	H	UC Santa Barbara	73 60	81	H	UC Davis	59 67								
224	A	Hawaii	60 55	276	A	CSU Bakersfield	79 67								
261	A	Long Beach St.	73 59	163	H	New Mexico St.	65 64								
143	A	CSUN	56 69	278	A	Utah Valley	53 56								

Non-Div I Games:

UC Riverside

■ Loss,
■ Non-Conf,
■ S Site,
■ Home
■ A Away
N Neutral

Average RPI Win:	257	WON-LOST	WINNING	LAST 10	STRENGTH OF	OPP. STRENGTH	TEAM	ADJ.	CONF.	ADJ CONF.
Average RPI Loss:	169	RECORD	PCT. RANK	GAMES	SCHEDULE	OF SCHEDULE	RPI	RPI	RPI	RPI
DIV. I ONLY	4- 17	318	1- 0	201	239	297	297	21	21	
DIV. I NON-CONF.	3- 10	278	1- 0	175	232	279	279	20	20	
TOTALS	RPI 1-25	RPI 26-50	W-L RECORDS	RPI 51-100	RPI 101-150	RPI 150+				
4- 17	0- 0	0- 3	OVERALL	0- 3	0- 1	4- 10				
2- 8	0- 0	0- 1	HOME	0- 2	0- 0	2- 5				
1- 9	0- 0	0- 2	AWAY	0- 1	0- 1	1- 5				
1- 0	0- 0	0- 0	NEUTRAL	0- 0	0- 0	1- 0				
3- 10	0- 0	0- 3	NON-CONFERENCE	0- 2	0- 0	3- 5				
1- 5	0- 0	0- 1	HOME	0- 1	0- 0	1- 3				
1- 5	0- 0	0- 2	AWAY	0- 1	0- 0	1- 2				
1- 0	0- 0	0- 0	NEUTRAL	0- 0	0- 0	1- 0				
1- 7	0- 0	0- 0	CONFERENCE	0- 1	0- 1	1- 5				
1- 3	0- 0	0- 0	HOME	0- 1	0- 0	1- 2				
0- 4	0- 0	0- 0	AWAY	0- 0	0- 1	0- 3				
0- 0	0- 0	0- 0	NEUTRAL	0- 0	0- 0	0- 0				

RPI 1-25			RPI 26-50			RPI 51-100			RPI 101+ Team's RPI: 297		
RPI	S	Opponent	Score	RPI	S	Opponent	Score	RPI	S	Opponent	Score
				30	A	California	45 69	77	A	Pacific	53 69
				42	A	Southern California	39 82	81	H	UC Davis	44 70
				47	H	Saint Mary's (CA)	55 80	100	H	Loyola Marymount	57 70
LAST 12 Division I GAMES:											
				208	N	Dartmouth	62 56	261	H	Long Beach St.	60 54
				81	H	UC Davis	44 70	323	A	Cal Poly	67 75
				168	A	UC Riverside	60 73	143	A	CSUN	65 73
				172	A	UC Irvine	68 74	163	H	New Mexico St.	73 81
				224	H	Hawaii	35 47	217	A	San Diego St.	63 58
				250	H	Cal St. Fullerton	52 59	283	H	California Baptist	64 76

Non-Div I Games:

UC Santa Barbara

■ Loss,
■ Non-Conf,
■ S Site,
■ H Home
■ A Away
N Neutral

Average RPI Win:	152	WON-LOST	WINNING	LAST 10	STRENGTH OF	OPP. STRENGTH	TEAM	ADJ.	CONF.	ADJ CONF.
Average RPI Loss:	12	RECORD	PCT. RANK	GAMES	SCHEDULE	OF SCHEDULE	RPI	RPI	RPI	RPI
DIV. I ONLY	19- 3	13	1- 0	64	72	14	14	9	9	
DIV. I NON-CONF.	11- 2	31	0- 0	50	34	15	15	9	9	
TOTALS	RPI 1-25	RPI 26-50	W-L RECORDS	RPI 51-100	RPI 101-150	RPI 150+				
19- 3	0- 3	1- 0	OVERALL	3- 0	5- 0	10- 0				
9- 0	0- 0	1- 0	HOME	2- 0	3- 0	3- 0				
9- 2	0- 2	0- 0	AWAY	1- 0	2- 0	6- 0				
1- 1	0- 1	0- 0	NEUTRAL	0- 0	0- 0	1- 0				
11- 2	0- 2	1- 0	NON-CONFERENCE	2- 0	2- 0	6- 0				
4- 0	0- 0	1- 0	HOME	1- 0	1- 0	1- 0				
6- 1	0- 1	0- 0	AWAY	1- 0	1- 0	4- 0				
1- 1	0- 1	0- 0	NEUTRAL	0- 0	0- 0	1- 0				
8- 1	0- 1	0- 0	CONFERENCE	1- 0	3- 0	4- 0				
5- 0	0- 0	0- 0	HOME	1- 0	2- 0	2- 0				
3- 1	0- 1	0- 0	AWAY	0- 0	1- 0	2- 0				
0- 0	0- 0	0- 0	NEUTRAL	0- 0	0- 0	0- 0				

RPI	S	Opponent	Score	RPI	S	Opponent	Score	RPI	S	Opponent	Score	RPI	S	Opponent	Score
6	A	UConn	57 93	41	H	Villanova	71 56	64	A	Quinnipiac	47 45	109	H	Houston	58 56
8	N	Syracuse	52 57					77	H	Pacific	64 57	129	A	Pittsburgh	61 58
23	A	Central Mich.	68 75					88	H	Cincinnati	56 55	130	H	Chattanooga	75 37
												135	A	South Fla.	62 49
												135	H	South Fla.	66 63
												152	A	Mercer	76 42
												155	A	Delaware	71 60
												157	H	Tulsa	60 44
												158	A	Duquesne	71 63
												207	A	East Carolina	61 58
												211	H	SMU	55 43
												212	A	Stetson	78 55
												225	A	Memphis	68 55
												242	N	Liberty	53 45
												260	H	Richmond	70 48
LAST 12 Division I GAMES:															
135	H	South Fla.	66 63	88	H	Cincinnati	56 55	135	A	South Fla.	62 49	225	A	Memphis	68 55
109	H	Houston	58 56					64	A	Quinnipiac	47 45	8	N	Syracuse	52 57
6	A	UConn	57 93					242	N	Liberty	53 45				
207	A	East Carolina	61 58												
211	H	SMU	55 43												
157	H	Tulsa	60 44												

Non-Div I Games:

UCF

Average RPI Win:	120	WON-LOST	WINNING	LAST 10	STRENGTH OF	OPP. STRENGTH	TEAM	ADJ.	CONF.	ADJ CONF.
Average RPI Loss:	46	RECORD	PCT. RANK	GAMES	SCHEDULE	OF SCHEDULE	RPI	RPI	RPI	RPI
DIV. I ONLY	14- 9	114	1- 0	22	14	43	43	2	2	
DIV. I NON-CONF.	7- 5	132	0- 0	47	56	97	97	2	2	
TOTALS	RPI 1-25	RPI 26-50	W-L RECORDS	RPI 51-100	RPI 101-150	RPI 150+				
14- 9	1- 2	3- 5	OVERALL	2- 1	6- 1	2- 0				
8- 4	0- 1	1- 3	HOME	1- 0	5- 0	1- 0				
6- 2	1- 1	2- 0	AWAY	1- 1	1- 0	1- 0				
0- 3	0- 0	0- 2	NEUTRAL	0- 0	0- 1	0- 0				
7- 5	0- 0	1- 3	NON-CONFERENCE	1- 1	3- 1	2- 0				
6- 1	0- 0	1- 1	HOME	1- 0	3- 0	1- 0				
1- 1	0- 0	0- 0	AWAY	0- 1	0- 0	1- 0				
0- 3	0- 0	0- 2	NEUTRAL	0- 0	0- 1	0- 0				
7- 4	1- 2	2- 2	CONFERENCE	1- 0	3- 0	0- 0				
2- 3	0- 1	0- 2	HOME	0- 0	2- 0	0- 0				
5- 1	1- 1	2- 0	AWAY	1- 0	1- 0	0- 0				
0- 0	0- 0	0- 0	NEUTRAL	0- 0	0- 0	0- 0				

RPI 1-25				RPI 26-50				RPI 51-100				RPI 101+			
RPI	S	Opponent	Score	RPI	S	Opponent	Score	RPI	S	Opponent	Score	RPI	S	Opponent	Score
4	A	Stanford	80 86	26	N	Kentucky	74 75	68	A	Arizona	98 93	103	H	Georgia	80 69
5	H	Oregon	52 72	28	N	North Carolina	49 83	87	H	Oklahoma St.	71 59	111	H	Seton Hall	78 62
17	A	Arizona St.	61 59	30	A	California	84 79	100	A	Loyola Marymount	63 69	115	H	Fresno St.	89 80
				32	H	Oregon St.	73 83					132	H	Washington St.	83 56
				34	H	Rice	59 50					135	N	South Fla.	56 60
				38	H	Indiana	65 67					140	H	Washington	76 60
				42	A	Southern California	72 65					142	A	Colorado	64 60
				42	H	Southern California	67 72					323	H	Cal Poly	81 35
												333	A	UIC	78 47
LAST 12 Division I GAMES:															
142	A	Colorado	64 60	5	H	Oregon	52 72								
140	H	Washington	76 60	32	H	Oregon St.	73 83								
132	H	Washington St.	83 56	4	A	Stanford	80 86								
68	A	Arizona	98 93	30	A	California	84 79								
17	A	Arizona St.	61 59	42	A	Southern California	72 65								
42	H	Southern California	67 72	323	H	Cal Poly	81 35								

Non-Div I Games:

UCLA

■ Loss,
 ■ Non-Conf,
 ■ S Site,
 ■ H Home
 ■ A Away
 N Neutral

U
C
o
n
nU
C
o
n
n

UConn

Page 305

Average RPI Win:	312	WON-LOST	WINNING	LAST 10	STRENGTH OF	OPP. STRENGTH	TEAM	ADJ.	CONF.	ADJ CONF.
Average RPI Loss:	175	RECORD	PCT. RANK	GAMES	SCHEDULE	OF SCHEDULE	RPI	RPI	RPI	RPI
DIV. I ONLY	3- 20	332	0- 1	272	209	333	333	20	20	
DIV. I NON-CONF.	2- 9	297	0- 0	245	200	309	309	17	17	
TOTALS	RPI 1-25	RPI 26-50	W-L RECORDS	RPI 51-100	RPI 101-150	RPI 150+				
3- 20	0- 1	0- 1	OVERALL	0- 5	0- 2	3- 11				
2- 7	0- 0	0- 1	HOME	0- 2	0- 0	2- 4				
1- 11	0- 1	0- 0	AWAY	0- 3	0- 2	1- 5				
0- 2	0- 0	0- 0	NEUTRAL	0- 0	0- 0	0- 2				
2- 9	0- 1	0- 1	NON-CONFERENCE	0- 2	0- 0	2- 5				
1- 3	0- 0	0- 1	HOME	0- 1	0- 0	1- 1				
1- 4	0- 1	0- 0	AWAY	0- 1	0- 0	1- 2				
0- 2	0- 0	0- 0	NEUTRAL	0- 0	0- 0	0- 2				
1- 11	0- 0	0- 0	CONFERENCE	0- 3	0- 2	1- 6				
1- 4	0- 0	0- 0	HOME	0- 1	0- 0	1- 3				
0- 7	0- 0	0- 0	AWAY	0- 2	0- 2	0- 3				
0- 0	0- 0	0- 0	NEUTRAL	0- 0	0- 0	0- 0				

RPI 1-25				RPI 26-50				RPI 51-100				RPI 101+ Team's RPI: 333			
RPI	S	Opponent	Score	RPI	S	Opponent	Score	RPI	S	Opponent	Score	RPI	S	Opponent	Score
9	A	Marquette	32 96	43	H	UCLA	47 78	55	H	Miami (OH)	56 65	124	A	IUPUI	43 71
								72	A	Green Bay	32 62	131	A	Youngstown St.	29 81
								78	A	Wright St.	47 72	171	A	Indiana St.	53 60
								78	H	Wright St.	46 79	183	A	Eastern Mich.	38 52
								80	A	Northwestern	44 87	187	A	Milwaukee	53 72
												246	H	Loyola Chicago	60 75
												268	A	Cleveland St.	53 71
												268	H	Cleveland St.	48 74
												277	A	Northern Ky.	44 78
												277	H	Northern Ky.	49 67
												292	H	Valparaiso	75 65
												306	H	Oakland	69 65
												307	N	Jackson St.	57 72
												312	N	Fairfield	60 68
												330	H	Detroit Mercy	36 42
												338	A	Evansville	62 54
LAST 12 Division I GAMES:															
268	H	Cleveland St.	48 74	330	H	Detroit Mercy	36 42								
277	A	Northern Ky.	44 78	306	H	Oakland	69 65								
78	A	Wright St.	47 72	268	A	Cleveland St.	53 71								
187	A	Milwaukee	53 72	131	A	Youngstown St.	29 81								
72	A	Green Bay	32 62	78	H	Wright St.	46 79								
124	A	IUPUI	43 71	277	H	Northern Ky.	49 67								

Non-Div I Games:

UIC

■ Loss,
 ■ Non-Conf, S Site,
 ■ Home
 ■ Away
 N Neutral

Average RPI Win:	306	WON-LOST	WINNING	LAST 10	STRENGTH OF	OPP. STRENGTH	TEAM	ADJ.	CONF.	ADJ CONF.
Average RPI Loss:	174	RECORD	PCT. RANK	GAMES	SCHEDULE	OF SCHEDULE	RPI	RPI	RPI	RPI
DIV. I ONLY	5- 14	295	0- 1	284	240	299	299	23	23	
DIV. I NON-CONF.	4- 6	212	0- 0	302	240	274	274	25	25	
TOTALS	RPI 1-25	RPI 26-50	W-L RECORDS	RPI 51-100	RPI 101-150	RPI 150+				
5- 14	0- 1	0- 0	OVERALL	0- 2	0- 3	5- 8				
1- 7	0- 0	0- 0	HOME	0- 0	0- 2	1- 5				
2- 7	0- 1	0- 0	AWAY	0- 2	0- 1	2- 3				
2- 0	0- 0	0- 0	NEUTRAL	0- 0	0- 0	2- 0				
4- 6	0- 1	0- 0	NON-CONFERENCE	0- 1	0- 1	4- 3				
0- 4	0- 0	0- 0	HOME	0- 0	0- 1	0- 3				
2- 2	0- 1	0- 0	AWAY	0- 1	0- 0	2- 0				
2- 0	0- 0	0- 0	NEUTRAL	0- 0	0- 0	2- 0				
1- 8	0- 0	0- 0	CONFERENCE	0- 1	0- 2	1- 5				
1- 3	0- 0	0- 0	HOME	0- 0	0- 1	1- 2				
0- 5	0- 0	0- 0	AWAY	0- 1	0- 1	0- 3				
0- 0	0- 0	0- 0	NEUTRAL	0- 0	0- 0	0- 0				

RPI 1-25				RPI 26-50				RPI 51-100				RPI 101+ Team's RPI: 299			
RPI	S	Opponent	Score	RPI	S	Opponent	Score	RPI	S	Opponent	Score	RPI	S	Opponent	Score
19	A	Maryland	61 92					75	A	Maine	44 84	105	A	Hartford	47 92
								94	A	American	42 64	105	H	Hartford	52 66
												112	H	Towson	62 71
												160	A	Stony Brook	44 57
												181	H	UMES	67 73
												240	A	Albany (NY)	44 64
												244	A	Binghamton	45 67
												247	H	Mt. St. Mary's	52 65
												254	H	Hofstra	42 45
												271	H	Vermont	44 58
												287	N	UTSA	72 58
												298	N	Kennesaw St.	57 53
												303	A	Morgan St.	73 68
												315	A	Coppin St.	57 52
												324	H	UMass Lowell	55 67
												326	H	New Hampshire	64 62
LAST 12 Division I GAMES:															
105	A	Hartford	47 92	324	H	UMass Lowell	55 67								
160	A	Stony Brook	44 57	105	H	Hartford	52 66								
326	H	New Hampshire	64 62	75	A	Maine	44 84								
271	H	Vermont	44 58	181	H	UMES	67 73								
240	A	Albany (NY)	44 64	303	A	Morgan St.	73 68								
244	A	Binghamton	45 67	254	H	Hofstra	42 45								

Non-Div I Games: Notre Dame (MD) 81 43 Eastern 81 42 Gettysburg 65 51

UMBC

Loss, Non-Conf, S Site, H Home A Away N Neutral

Average RPI Win:	287	WON-LOST	WINNING	LAST 10	STRENGTH OF	OPP. STRENGTH	TEAM	ADJ.	CONF.	ADJ CONF.
Average RPI Loss:	149	RECORD	PCT. RANK	GAMES	SCHEDULE	OF SCHEDULE	RPI	RPI	RPI	RPI
DIV. I ONLY	11- 10	151	1- 0	263	313	181	181	32	32	
DIV. I NON-CONF.	2- 9	297	0- 0	217	70	253	253	32	32	
TOTALS	RPI 1-25	RPI 26-50	W-L RECORDS	RPI 51-100	RPI 101-150	RPI 150+				
11- 10	0- 3	0- 0	OVERALL	0- 1	0- 1	11- 5				
4- 2	0- 1	0- 0	HOME	0- 0	0- 0	4- 1				
7- 8	0- 2	0- 0	AWAY	0- 1	0- 1	7- 4				
0- 0	0- 0	0- 0	NEUTRAL	0- 0	0- 0	0- 0				
2- 9	0- 3	0- 0	NON-CONFERENCE	0- 1	0- 1	2- 4				
0- 1	0- 1	0- 0	HOME	0- 0	0- 0	0- 0				
2- 8	0- 2	0- 0	AWAY	0- 1	0- 1	2- 4				
0- 0	0- 0	0- 0	NEUTRAL	0- 0	0- 0	0- 0				
9- 1	0- 0	0- 0	CONFERENCE	0- 0	0- 0	9- 1				
4- 1	0- 0	0- 0	HOME	0- 0	0- 0	4- 1				
5- 0	0- 0	0- 0	AWAY	0- 0	0- 0	5- 0				
0- 0	0- 0	0- 0	NEUTRAL	0- 0	0- 0	0- 0				

RPI 1-25				RPI 26-50				RPI 51-100				RPI 101+ Team's RPI: 181			
RPI	S	Opponent	Score	RPI	S	Opponent	Score	RPI	S	Opponent	Score	RPI	S	Opponent	Score
8	A	Syracuse	51 96					90	A	Georgetown	55 74	107	A	Wake Forest	67 78
21	A	Miami (FL)	53 71									202	A	George Mason	49 70
24	H	Buffalo	63 69									207	A	East Carolina	69 84
												221	A	Howard	80 73
												221	H	Howard	80 72
												231	H	N.C. A&T	49 51
												247	A	Mt. St. Mary's	86 73
												260	A	Richmond	55 57
												265	A	Bethune-Cookman	64 52
												273	A	Norfolk St.	59 43
												291	H	South Carolina St.	63 43
												299	A	UMBC	73 67
												303	A	Morgan St.	73 68
												342	A	Longwood	71 83
												343	H	N.C. Central	59 49
												348	H	Savannah St.	78 46
												349	A	Florida A&M	68 36
LAST 12 Division I GAMES:															
348	H	Savannah St.	78 46	231	H	N.C. A&T	49 51								
291	H	South Carolina St.	63 43	343	H	N.C. Central	59 49								
221	A	Howard	80 73	221	H	Howard	80 72								
273	A	Norfolk St.	59 43	303	A	Morgan St.	73 68								
265	A	Bethune-Cookman	64 52	299	A	UMBC	73 67								
349	A	Florida A&M	68 36	202	A	George Mason	49 70								

Non-Div I Games: Regent 72 16 Cheyney 88 39

UMES

Loss, Non-Conf, S Site, H Home A Away N Neutral

Average RPI Win:	283	WON-LOST	WINNING	LAST 10	STRENGTH OF	OPP. STRENGTH	TEAM	ADJ.	CONF.	ADJ CONF.
Average RPI Loss:	159	RECORD	PCT. RANK	GAMES	SCHEDULE	OF SCHEDULE	RPI	RPI	RPI	RPI
DIV. I ONLY	9- 10	185	0- 1	269	306	220	220	30	30	
DIV. I NON-CONF.	4- 7	228	0- 0	155	231	204	204	30	30	
TOTALS	RPI 1-25	RPI 26-50	W-L RECORDS	RPI 51-100	RPI 101-150	RPI 150+				
9- 10	0- 0	0- 1	OVERALL	0- 1	0- 1	9- 7				
3- 5	0- 0	0- 0	HOME	0- 0	0- 0	3- 5				
6- 5	0- 0	0- 1	AWAY	0- 1	0- 1	6- 2				
0- 0	0- 0	0- 0	NEUTRAL	0- 0	0- 0	0- 0				
4- 7	0- 0	0- 1	NON-CONFERENCE	0- 1	0- 1	4- 4				
2- 2	0- 0	0- 0	HOME	0- 0	0- 0	2- 2				
2- 5	0- 0	0- 1	AWAY	0- 1	0- 1	2- 2				
0- 0	0- 0	0- 0	NEUTRAL	0- 0	0- 0	0- 0				
5- 3	0- 0	0- 0	CONFERENCE	0- 0	0- 0	5- 3				
1- 3	0- 0	0- 0	HOME	0- 0	0- 0	1- 3				
4- 0	0- 0	0- 0	AWAY	0- 0	0- 0	4- 0				
0- 0	0- 0	0- 0	NEUTRAL	0- 0	0- 0	0- 0				

RPI 1-25			RPI 26-50			RPI 51-100			RPI 101+ Team's RPI: 220		
RPI	S	Opponent	Score	RPI	S	Opponent	Score	RPI	S	Opponent	Score
				29	A	Missouri	59 66	54	A	Kansas St.	50 61
								110	A	Kansas	55 67
								154	H	Louisiana Tech	80 70
								163	H	New Mexico St.	86 90
								170	A	Denver	75 92
								179	A	Oral Roberts	64 75
								191	H	Illinois St.	55 62
								202	H	George Mason	84 91
								219	H	UTRGV	56 75
								241	H	SIUE	80 75
								246	A	Loyola Chicago	88 74
								276	H	CSU Bakersfield	57 67
								278	A	Utah Valley	68 64
								283	A	California Baptist	78 74
								319	A	North Dakota St.	69 59
								339	A	Seattle U	86 62
								340	H	Grand Canyon	73 45
								347	A	Chicago St.	111 58
LAST 12 Division I GAMES:											
				219	H	UTRGV	56 75	283	A	California Baptist	78 74
				163	H	New Mexico St.	86 90	347	A	Chicago St.	111 58
				339	A	Seattle U	86 62	191	H	Illinois St.	55 62
				278	A	Utah Valley	68 64	154	H	Louisiana Tech	80 70
				340	H	Grand Canyon	73 45	241	H	SIUE	80 75
				276	H	CSU Bakersfield	57 67	246	A	Loyola Chicago	88 74

Non-Div I Games: Peru St. 98 62 Mo.-St. Louis 92 63

UMKC

Loss, Non-Conf, S Site, H Home A Away N Neutral

Average RPI Win:	288	WON-LOST	WINNING	LAST 10	STRENGTH OF	OPP. STRENGTH	TEAM	ADJ.	CONF.	ADJ CONF.
Average RPI Loss:	207	RECORD	PCT. RANK	GAMES	SCHEDULE	OF SCHEDULE	RPI	RPI	RPI	RPI
DIV. I ONLY	5- 17	309	0- 1	307	308	324	324	23	23	
DIV. I NON-CONF.	3- 9	271	0- 0	287	335	306	306	25	25	
TOTALS	RPI 1-25	RPI 26-50	W-L RECORDS	RPI 51-100	RPI 101-150	RPI 150+				
5- 17	0- 0	0- 1	OVERALL	0- 2	0- 2	5- 12				
2- 6	0- 0	0- 0	HOME	0- 1	0- 1	2- 4				
3- 11	0- 0	0- 1	AWAY	0- 1	0- 1	3- 8				
0- 0	0- 0	0- 0	NEUTRAL	0- 0	0- 0	0- 0				
3- 9	0- 0	0- 1	NON-CONFERENCE	0- 1	0- 1	3- 6				
1- 3	0- 0	0- 0	HOME	0- 1	0- 0	1- 2				
2- 6	0- 0	0- 1	AWAY	0- 0	0- 1	2- 4				
0- 0	0- 0	0- 0	NEUTRAL	0- 0	0- 0	0- 0				
2- 8	0- 0	0- 0	CONFERENCE	0- 1	0- 1	2- 6				
1- 3	0- 0	0- 0	HOME	0- 0	0- 1	1- 2				
1- 5	0- 0	0- 0	AWAY	0- 1	0- 0	1- 4				
0- 0	0- 0	0- 0	NEUTRAL	0- 0	0- 0	0- 0				

RPI S	Opponent	Score	RPI S	Opponent	Score	RPI S	Opponent	Score	RPI S	Opponent	Score	Team's RPI: 324
45	A Butler	36 89	75	A Maine	45 79	105	H Hartford	44 66	111	A Seton Hall	57 90	
			96	H Providence	47 71	160	A Stony Brook	56 76	197	A Massachusetts	62 59	
						208	A Dartmouth	54 70	213	A Holy Cross	54 63	
						228	H Colgate	52 61	240	A Albany (NY)	56 63	
						244	H Binghamton	50 70	264	A Cornell	54 63	
						271	A Vermont	42 52	271	H Vermont	54 51	
						299	A UMBC	67 55	302	H Bryant	57 58	
						303	A Morgan St.	49 61	322	H Saint Peter's	59 57	
						326	A New Hampshire	46 54	326	H New Hampshire	53 56	
						351	A LIU Brooklyn	69 64				
LAST 12 Division I GAMES:												
326	A New Hampshire	46 54	299	A UMBC	67 55							
271	A Vermont	42 52	326	H New Hampshire	53 56							
75	A Maine	45 79	160	A Stony Brook	56 76							
244	H Binghamton	50 70	271	H Vermont	54 51							
105	H Hartford	44 66	303	A Morgan St.	49 61							
240	A Albany (NY)	56 63	197	A Massachusetts	62 59							

Non-Div I Games: Fisher 79 45

UMass Lowell

■ Loss,
 ■ Non-Conf,
 ■ S Site,
 ■ H Home
 ■ A Away
 N Neutral

UNC Asheville

Through Games Of Feb. 8, 2019

Average RPI Win:	268	WON-LOST	WINNING	LAST 10	STRENGTH OF	OPP. STRENGTH	TEAM	ADJ.	CONF.	ADJ CONF.
Average RPI Loss:	170	RECORD	PCT. RANK	GAMES	SCHEDULE	OF SCHEDULE	RPI	RPI	RPI	RPI
DIV. I ONLY	10- 10	159	0- 1	220	331	195	195	28	28	
DIV. I NON-CONF.	4- 6	212	0- 0	131	307	203	203	29	29	
TOTALS	RPI 1-25	RPI 26-50	W-L RECORDS	RPI 51-100	RPI 101-150	RPI 150+				
10- 10	0- 0	0- 0	OVERALL	0- 2	2- 2	8- 6				
8- 1	0- 0	0- 0	HOME	0- 0	2- 0	6- 1				
2- 9	0- 0	0- 0	AWAY	0- 2	0- 2	2- 5				
0- 0	0- 0	0- 0	NEUTRAL	0- 0	0- 0	0- 0				
4- 6	0- 0	0- 0	NON-CONFERENCE	0- 2	1- 1	3- 3				
4- 0	0- 0	0- 0	HOME	0- 0	1- 0	3- 0				
0- 6	0- 0	0- 0	AWAY	0- 2	0- 1	0- 3				
0- 0	0- 0	0- 0	NEUTRAL	0- 0	0- 0	0- 0				
6- 4	0- 0	0- 0	CONFERENCE	0- 0	1- 1	5- 3				
4- 1	0- 0	0- 0	HOME	0- 0	1- 0	3- 1				
2- 3	0- 0	0- 0	AWAY	0- 0	0- 1	2- 2				
0- 0	0- 0	0- 0	NEUTRAL	0- 0	0- 0	0- 0				

RPI 1-25			RPI 26-50			RPI 51-100			RPI 101+ Team's RPI: 195		
RPI	S	Opponent	Score	RPI	S	Opponent	Score	RPI	S	Opponent	Score
								56	A	Middle Tenn.	46 67
								62	A	Tennessee	46 73
								114	A	Radford	46 60
								125	H	High Point	67 56
								149	H	Davidson	69 56
								150	A	Tennessee Tech	53 60
								152	A	Mercer	47 61
								167	A	Charlotte	53 70
								192	H	Hampton	58 61
								233	A	Furman	47 58
								251	H	Campbell	60 52
								252	H	ETSU	56 55
								257	A	Gardner-Webb	59 69
								270	H	Winthrop	70 36
								289	H	Wofford	60 46
								314	A	Charleston So.	59 70
								331	A	Presbyterian	52 43
								336	H	Western Caro.	74 49
								337	A	USC Upstate	93 86
								342	H	Longwood	80 55
LAST 12 Division I GAMES:											
314	A	Charleston So.	59 70	251	H	Campbell	60 52				
270	H	Winthrop	70 36	257	A	Gardner-Webb	59 69				
331	A	Presbyterian	52 43	192	H	Hampton	58 61				
342	H	Longwood	80 55	114	A	Radford	46 60				
125	H	High Point	67 56	152	A	Mercer	47 61				
337	A	USC Upstate	93 86	56	A	Middle Tenn.	46 67				

Non-Div I Games: Warren Wilson 92 31

UNC Asheville

■ Loss,
 ■ Non-Conf,
 ■ S Site,
 ■ H Home
 ■ A Away
 N Neutral

UNC Greensboro

Through Games Of Feb. 8, 2019

Average RPI Win:	262	WON-LOST	WINNING	LAST 10	STRENGTH OF	OPP. STRENGTH	TEAM	ADJ.	CONF.	ADJ CONF.
Average RPI Loss:	190	RECORD	PCT. RANK	GAMES	SCHEDULE	OF SCHEDULE	RPI	RPI	RPI	RPI
DIV. I ONLY	5- 14	295	1- 0	278	258	309	309	26	26	
DIV. I NON-CONF.	2- 9	297	0- 0	206	236	298	298	24	24	
TOTALS	RPI 1-25	RPI 26-50	W-L RECORDS	RPI 51-100	RPI 101-150	RPI 150+				
5- 14	0- 0	0- 1	OVERALL	0- 0	0- 4	5- 9				
4- 2	0- 0	0- 0	HOME	0- 0	0- 0	4- 2				
0- 11	0- 0	0- 1	AWAY	0- 0	0- 3	0- 7				
1- 1	0- 0	0- 0	NEUTRAL	0- 0	0- 1	1- 0				
2- 9	0- 0	0- 1	NON-CONFERENCE	0- 0	0- 3	2- 5				
1- 1	0- 0	0- 0	HOME	0- 0	0- 0	1- 1				
0- 7	0- 0	0- 1	AWAY	0- 0	0- 2	0- 4				
1- 1	0- 0	0- 0	NEUTRAL	0- 0	0- 1	1- 0				
3- 5	0- 0	0- 0	CONFERENCE	0- 0	0- 1	3- 4				
3- 1	0- 0	0- 0	HOME	0- 0	0- 0	3- 1				
0- 4	0- 0	0- 0	AWAY	0- 0	0- 1	0- 3				
0- 0	0- 0	0- 0	NEUTRAL	0- 0	0- 0	0- 0				

RPI 1-25			RPI 26-50			RPI 51-100			RPI 101+			Team's RPI: 309
RPI	S	Opponent	Score	RPI	S	Opponent	Score	RPI	S	Opponent	Score	
				28	A	North Carolina	62 83					
								111	N	Seton Hall	64 71	
								125	A	High Point	75 82	
								130	A	Chattanooga	54 64	
								134	A	Appalachian St.	65 68	
								152	H	Mercer	58 71	
								156	A	Georgia St.	63 70	
								183	N	Eastern Mich.	49 44	
								189	H	Coastal Caro.	71 78	
								233	A	Furman	61 64	
								242	H	Liberty	48 45	
								251	A	Campbell	49 53	
								252	A	ETSU	76 85	
								260	A	Richmond	48 59	
								262	H	Samford	55 54	
								289	A	Wofford	66 93	
								289	H	Wofford	77 61	
								336	H	Western Caro.	71 59	
								343	A	N.C. Central	57 66	
LAST 12 Division I GAMES:												
289	H	Wofford	77 61	289	A	Wofford	66 93					
130	A	Chattanooga	54 64	233	A	Furman	61 64					
252	A	ETSU	76 85	260	A	Richmond	48 59					
336	H	Western Caro.	71 59	189	H	Coastal Caro.	71 78					
152	H	Mercer	58 71	111	N	Seton Hall	64 71					
262	H	Samford	55 54	183	N	Eastern Mich.	49 44					

Non-Div I Games: Pfeiffer 92 23 UNC Pembroke 72 32 Lees-McRae 92 36 Young Harris 62 29
 UNC Greensboro

Loss, Non-Conf, S Site, H Home A Away N Neutral

Average RPI Win: 227	WON-LOST	WINNING	LAST 10	STRENGTH OF	OPP. STRENGTH	TEAM	ADJ.	CONF.	ADJ CONF.
Average RPI Loss: 101	RECORD	PCT. RANK	GAMES	SCHEDULE	OF SCHEDULE	RPI	RPI	RPI	RPI
DIV. I ONLY	12- 7	105	1- 0	207	161	119	119	10	10
DIV. I NON-CONF.	5- 4	139	0- 0	286	263	172	172	10	10
TOTALS	RPI 1-25	RPI 26-50	W-L RECORDS	RPI 51-100	RPI 101-150	RPI 150+			
12- 7	0- 0	1- 2	OVERALL	1- 1	1- 2	9- 2			
9- 0	0- 0	1- 0	HOME	1- 0	1- 0	6- 0			
3- 7	0- 0	0- 2	AWAY	0- 1	0- 2	3- 2			
0- 0	0- 0	0- 0	NEUTRAL	0- 0	0- 0	0- 0			
5- 4	0- 0	0- 2	NON-CONFERENCE	0- 0	0- 2	5- 0			
3- 0	0- 0	0- 0	HOME	0- 0	0- 0	3- 0			
2- 4	0- 0	0- 2	AWAY	0- 0	0- 2	2- 0			
0- 0	0- 0	0- 0	NEUTRAL	0- 0	0- 0	0- 0			
7- 3	0- 0	1- 0	CONFERENCE	1- 1	1- 0	4- 2			
6- 0	0- 0	1- 0	HOME	1- 0	1- 0	3- 0			
1- 3	0- 0	0- 0	AWAY	0- 1	0- 0	1- 2			
0- 0	0- 0	0- 0	NEUTRAL	0- 0	0- 0	0- 0			

RPI S	Opponent	Score	RPI S	Opponent	Score	RPI S	Opponent	Score	RPI S	Opponent	Score	Team's RPI: 119
28	A North Carolina	55 82	83	A Drexel	55 67	112	H Towson	77 73	113	A VCU	47 58	
33	H James Madison	66 63	89	H Northeastern	83 70	129	A Pittsburgh	56 60	155	A Delaware	53 65	
36	A Ohio	72 95				165	A William & Mary	64 70	198	A Elon	75 70	
						198	H Elon	76 51	207	A East Carolina	71 68	
						254	H Hofstra	89 54	282	H Col. of Charleston	71 49	
						331	H Presbyterian	63 48	340	H Grand Canyon	77 55	
						342	H Longwood	35 33	343	A N.C. Central	89 82	
LAST 12 Division I GAMES:												
198	H Elon	76 51	33	H James Madison	66 63							
89	H Northeastern	83 70	198	A Elon	75 70							
254	H Hofstra	89 54	165	A William & Mary	64 70							
83	A Drexel	55 67	282	H Col. of Charleston	71 49							
155	A Delaware	53 65	207	A East Carolina	71 68							
112	H Towson	77 73	342	H Longwood	35 33							

Non-Div I Games: Fayetteville St. 72 54 Belmont Abbey 74 58

UNCW

Loss, Non-Conf, S Site, H Home A Away N Neutral

Average RPI Win:	215	WON-LOST	WINNING	LAST 10	STRENGTH OF	OPP. STRENGTH	TEAM	ADJ.	CONF.	ADJ CONF.
Average RPI Loss:	63	RECORD	PCT. RANK	GAMES	SCHEDULE	OF SCHEDULE	RPI	RPI	RPI	RPI
DIV. I ONLY	13- 8	108	0- 1	91	123	82	82	13	13	
DIV. I NON-CONF.	6- 5	143	0- 1	80	50	71	71	14	14	
TOTALS	RPI 1-25	RPI 26-50	W-L RECORDS	RPI 51-100	RPI 101-150	RPI 150+				
13- 8	0- 3	0- 0	OVERALL	0- 4	3- 0	10- 1				
7- 2	0- 1	0- 0	HOME	0- 1	1- 0	6- 0				
6- 5	0- 2	0- 0	AWAY	0- 2	2- 0	4- 1				
0- 1	0- 0	0- 0	NEUTRAL	0- 1	0- 0	0- 0				
6- 5	0- 2	0- 0	NON-CONFERENCE	0- 3	2- 0	4- 0				
4- 0	0- 0	0- 0	HOME	0- 0	1- 0	3- 0				
2- 4	0- 2	0- 0	AWAY	0- 2	1- 0	1- 0				
0- 1	0- 0	0- 0	NEUTRAL	0- 1	0- 0	0- 0				
7- 3	0- 1	0- 0	CONFERENCE	0- 1	1- 0	6- 1				
3- 2	0- 1	0- 0	HOME	0- 1	0- 0	3- 0				
4- 1	0- 0	0- 0	AWAY	0- 0	1- 0	3- 1				
0- 0	0- 0	0- 0	NEUTRAL	0- 0	0- 0	0- 0				

RPI 1-25				RPI 26-50				RPI 51-100 Team's RPI: 82				RPI 101+			
RPI	S	Opponent	Score	RPI	S	Opponent	Score	RPI	S	Opponent	Score	RPI	S	Opponent	Score
9	A	Marquette	61 102					54	A	Kansas St.	62 72	120	H	Creighton	65 55
12	A	Iowa	57 83					57	N	Boise St.	60 61	124	A	IUPUI	53 40
22	H	Drake	64 88					58	H	Missouri St.	58 63	145	A	Bradley	81 78
								98	A	Northern Ill.	59 70	155	H	Delaware	79 67
												162	H	Southern Ill.	65 53
												171	A	Indiana St.	71 51
												191	A	Illinois St.	64 66
												230	H	North Dakota	64 60
												246	A	Loyola Chicago	71 65
												246	H	Loyola Chicago	64 52
												261	A	Long Beach St.	71 64
												292	H	Valparaiso	71 52
												308	H	Omaha	79 50
												338	A	Evansville	74 46
LAST 12 Division I GAMES:															
98	A	Northern Ill.	59 70	338	A	Evansville	74 46								
9	A	Marquette	61 102	22	H	Drake	64 88								
246	A	Loyola Chicago	71 65	246	H	Loyola Chicago	64 52								
58	H	Missouri St.	58 63	292	H	Valparaiso	71 52								
162	H	Southern Ill.	65 53	145	A	Bradley	81 78								
171	A	Indiana St.	71 51	191	A	Illinois St.	64 66								

Non-Div I Games: Minnesota St. 73 56

UNI

Loss, Non-Conf, S Site, H Home A Away N Neutral

Average RPI Win:	222	WON-LOST	WINNING	LAST 10	STRENGTH OF	OPP. STRENGTH	TEAM	ADJ.	CONF.	ADJ CONF.
Average RPI Loss:	125	RECORD	PCT. RANK	GAMES	SCHEDULE	OF SCHEDULE	RPI	RPI	RPI	RPI
DIV. I ONLY	7- 14	256	0- 1	78	167	209	209	15	15	
DIV. I NON-CONF.	2- 9	297	0- 1	62	192	264	264	13	13	
TOTALS	RPI 1-25	RPI 26-50	W-L RECORDS	RPI 51-100	RPI 101-150	RPI 150+				
7- 14	0- 1	0- 1	OVERALL	1- 6	0- 0	6- 6				
6- 6	0- 1	0- 1	HOME	1- 3	0- 0	5- 1				
1- 8	0- 0	0- 0	AWAY	0- 3	0- 0	1- 5				
0- 0	0- 0	0- 0	NEUTRAL	0- 0	0- 0	0- 0				
2- 9	0- 1	0- 1	NON-CONFERENCE	0- 3	0- 0	2- 4				
2- 5	0- 1	0- 1	HOME	0- 2	0- 0	2- 1				
0- 4	0- 0	0- 0	AWAY	0- 1	0- 0	0- 3				
0- 0	0- 0	0- 0	NEUTRAL	0- 0	0- 0	0- 0				
5- 5	0- 0	0- 0	CONFERENCE	1- 3	0- 0	4- 2				
4- 1	0- 0	0- 0	HOME	1- 1	0- 0	3- 0				
1- 4	0- 0	0- 0	AWAY	0- 2	0- 0	1- 2				
0- 0	0- 0	0- 0	NEUTRAL	0- 0	0- 0	0- 0				

RPI 1-25				RPI 26-50				RPI 51-100				RPI 101+ Team's RPI: 209			
RPI	S	Opponent	Score	RPI	S	Opponent	Score	RPI	S	Opponent	Score	RPI	S	Opponent	Score
13	H	Gonzaga	59 70	42	H	Southern California	72 86	51	A	Wyoming	62 90	153	A	Portland St.	49 58
								52	A	New Mexico	77 80	172	A	UC Irvine	55 57
								52	H	New Mexico	66 57	204	H	Utah St.	77 56
								56	H	Middle Tenn.	62 66	205	H	Florida	56 53
								57	H	Boise St.	57 64	217	H	San Diego St.	71 57
								63	A	Duke	38 66	224	H	Hawaii	61 66
								78	H	Wright St.	52 68	245	A	Nevada	62 70
												248	A	Colorado St.	49 52
												249	H	Air Force	66 56
												291	A	South Carolina St.	49 58
												297	H	UC Santa Barbara	69 51
												329	A	San Jose St.	53 43
LAST 12 Division I GAMES:															
291	A	South Carolina St.	49 58	217	H	San Diego St.	71 57								
205	H	Florida	56 53	52	A	New Mexico	77 80								
56	H	Middle Tenn.	62 66	329	A	San Jose St.	53 43								
57	H	Boise St.	57 64	249	H	Air Force	66 56								
204	H	Utah St.	77 56	52	H	New Mexico	66 57								
245	A	Nevada	62 70	51	A	Wyoming	62 90								

Non-Div I Games:

UNLV

■ Loss,
■ Non-Conf,
■ S Site,
■ H Home
■ A Away
N Neutral

USC Upstate

Through Games Of Feb. 8, 2019

Average RPI Win:	318	WON-LOST	WINNING	LAST 10	STRENGTH OF	OPP. STRENGTH	TEAM	ADJ.	CONF.	ADJ CONF.
Average RPI Loss:	221	RECORD	PCT. RANK	GAMES	SCHEDULE	OF SCHEDULE	RPI	RPI	RPI	RPI
DIV. I ONLY	3- 15	327	0- 1	324	341	337	337	28	28	
DIV. I NON-CONF.	1- 7	319	0- 0	328	334	340	340	29	29	
TOTALS	RPI 1-25	RPI 26-50	W-L RECORDS	RPI 51-100	RPI 101-150	RPI 150+				
3- 15	0- 0	0- 0	OVERALL	0- 1	0- 3	3- 11				
1- 4	0- 0	0- 0	HOME	0- 0	0- 2	1- 2				
2- 11	0- 0	0- 0	AWAY	0- 1	0- 1	2- 9				
0- 0	0- 0	0- 0	NEUTRAL	0- 0	0- 0	0- 0				
1- 7	0- 0	0- 0	NON-CONFERENCE	0- 1	0- 1	1- 5				
0- 0	0- 0	0- 0	HOME	0- 0	0- 0	0- 0				
1- 7	0- 0	0- 0	AWAY	0- 1	0- 1	1- 5				
0- 0	0- 0	0- 0	NEUTRAL	0- 0	0- 0	0- 0				
2- 8	0- 0	0- 0	CONFERENCE	0- 0	0- 2	2- 6				
1- 4	0- 0	0- 0	HOME	0- 0	0- 2	1- 2				
1- 4	0- 0	0- 0	AWAY	0- 0	0- 0	1- 4				
0- 0	0- 0	0- 0	NEUTRAL	0- 0	0- 0	0- 0				

RPI 1-25			RPI 26-50			RPI 51-100			RPI 101+			Team's RPI: 337
RPI	S	Opponent	Score	RPI	S	Opponent	Score	RPI	S	Opponent	Score	
						61 A Virginia Tech	45 96	104 A Nebraska		64 87		
								114 H Radford		41 82		
								125 H High Point		61 87		
								192 A Hampton		43 67		
								195 H UNC Asheville		86 93		
								207 A East Carolina		53 63		
								233 A Furman		67 78		
								251 A Campbell		41 61		
								257 A Gardner-Webb		72 92		
								270 A Winthrop		76 50		
								291 A South Carolina St.		66 71		
								308 A Omaha		69 96		
								314 H Charleston So.		75 78		
								331 A Presbyterian		54 70		
								336 A Western Caro.		64 68		
								342 H Longwood		72 67		
								343 A N.C. Central		82 63		
LAST 12 Division I GAMES:												
251 A Campbell		41 61	195 H UNC Asheville		86 93	331 A Presbyterian		54 70				
114 H Radford		41 82	270 A Winthrop		76 50	125 H High Point		61 87				
192 A Hampton		43 67	207 A East Carolina		53 63	336 A Western Caro.		64 68				
342 H Longwood		72 67										
257 A Gardner-Webb		72 92										
314 H Charleston So.		75 78										

Non-Div I Games: Brevard 71 53 Converse 69 51 UNKNOWN 101 53

USC Upstate

Loss, Non-Conf, S Site, H Home A Away N Neutral

Average RPI Win:	216	WON-LOST	WINNING	LAST 10	STRENGTH OF	OPP. STRENGTH	TEAM	ADJ.	CONF.	ADJ CONF.
Average RPI Loss:	91	RECORD	PCT. RANK	GAMES	SCHEDULE	OF SCHEDULE	RPI	RPI	RPI	RPI
DIV. I ONLY	17- 5	39	1- 0	252	128	95	95	12	12	
DIV. I NON-CONF.	8- 3	72	0- 0	290	148	141	141	15	15	
TOTALS	RPI 1-25	RPI 26-50	W-L RECORDS	RPI 51-100	RPI 101-150	RPI 150+				
17- 5	0- 0	0- 1	OVERALL	0- 2	2- 1	15- 1				
8- 2	0- 0	0- 1	HOME	0- 1	1- 0	7- 0				
9- 3	0- 0	0- 0	AWAY	0- 1	1- 1	8- 1				
0- 0	0- 0	0- 0	NEUTRAL	0- 0	0- 0	0- 0				
8- 3	0- 0	0- 1	NON-CONFERENCE	0- 1	1- 1	7- 0				
3- 2	0- 0	0- 1	HOME	0- 1	0- 0	3- 0				
5- 1	0- 0	0- 0	AWAY	0- 0	1- 1	4- 0				
0- 0	0- 0	0- 0	NEUTRAL	0- 0	0- 0	0- 0				
9- 2	0- 0	0- 0	CONFERENCE	0- 1	1- 0	8- 1				
5- 0	0- 0	0- 0	HOME	0- 0	1- 0	4- 0				
4- 2	0- 0	0- 0	AWAY	0- 1	0- 0	4- 1				
0- 0	0- 0	0- 0	NEUTRAL	0- 0	0- 0	0- 0				

RPI 1-25				RPI 26-50				RPI 51-100				Team's RPI: 95				RPI 101+			
RPI	S	Opponent	Score	RPI	S	Opponent	Score	RPI	S	Opponent	Score	RPI	S	Opponent	Score	RPI	S	Opponent	Score
				42	H	Southern California	61 73					70	A	Little Rock	65 68	109	A	Houston	65 61
												73	H	Arkansas	65 66	115	A	Fresno St.	61 70
																134	H	Appalachian St.	99 94
																156	A	Georgia St.	48 50
																156	H	Georgia St.	69 45
																166	A	Arkansas St.	100 73
																174	H	Texas St.	68 53
																179	A	Oral Roberts	80 62
																189	A	Coastal Caro.	67 64
																189	H	Coastal Caro.	79 53
																203	H	Grambling	78 54
																211	A	SMU	66 41
																234	A	San Francisco	80 73
																255	A	Louisiana	76 61
																279	A	Ga. Southern	74 53
																279	H	Ga. Southern	81 48
																287	H	UTSA	53 48
																307	H	Jackson St.	99 63
																320	A	Incarinate Word	97 49
LAST 12 Division I GAMES:																			
				189	A	Coastal Caro.	67 64					166	A	Arkansas St.	100 73				
				174	H	Texas St.	68 53					189	H	Coastal Caro.	79 53				
				255	A	Louisiana	76 61					134	H	Appalachian St.	99 94				
				156	H	Georgia St.	69 45					279	A	Ga. Southern	74 53				
				279	H	Ga. Southern	81 48					156	A	Georgia St.	48 50				
				70	A	Little Rock	65 68					211	A	SMU	66 41				

Non-Div I Games:

UT Arlington

■ Loss,
 ■ Non-Conf, S Site,
 ■ Home
 ■ Away
 N Neutral

Average RPI Win:	248	WON-LOST	WINNING	LAST 10	STRENGTH OF	OPP. STRENGTH	TEAM	ADJ.	CONF.	ADJ CONF.
Average RPI Loss:	114	RECORD	PCT. RANK	GAMES	SCHEDULE	OF SCHEDULE	RPI	RPI	RPI	RPI
DIV. I ONLY	14- 6	69	1- 0	297	165	127	127	22	22	
DIV. I NON-CONF.	6- 3	91	0- 0	246	58	96	96	21	21	
TOTALS	RPI 1-25	RPI 26-50	W-L RECORDS	RPI 51-100	RPI 101-150	RPI 150+				
14- 6	0- 1	0- 0	OVERALL	0- 2	1- 2	13- 1				
9- 0	0- 0	0- 0	HOME	0- 0	0- 0	9- 0				
5- 6	0- 1	0- 0	AWAY	0- 2	1- 2	4- 1				
0- 0	0- 0	0- 0	NEUTRAL	0- 0	0- 0	0- 0				
6- 3	0- 1	0- 0	NON-CONFERENCE	0- 1	1- 1	5- 0				
4- 0	0- 0	0- 0	HOME	0- 0	0- 0	4- 0				
2- 3	0- 1	0- 0	AWAY	0- 1	1- 1	1- 0				
0- 0	0- 0	0- 0	NEUTRAL	0- 0	0- 0	0- 0				
8- 3	0- 0	0- 0	CONFERENCE	0- 1	0- 1	8- 1				
5- 0	0- 0	0- 0	HOME	0- 0	0- 0	5- 0				
3- 3	0- 0	0- 0	AWAY	0- 1	0- 1	3- 1				
0- 0	0- 0	0- 0	NEUTRAL	0- 0	0- 0	0- 0				

RPI 1-25				RPI 26-50				RPI 51-100				RPI 101+ Team's RPI: 127			
RPI	S	Opponent	Score	RPI	S	Opponent	Score	RPI	S	Opponent	Score	RPI	S	Opponent	Score
3	A	Louisville	62 102					71	A	Belmont	86 100	122	A	Morehead St.	75 85
								80	A	Northwestern	64 90	124	A	IUPUI	72 73
												130	A	Chattanooga	81 79
												162	H	Southern Ill.	95 94
												166	H	Arkansas St.	97 91
												199	A	Southeast Mo. St.	80 73
												229	H	Jacksonville St.	77 72
												241	H	SIUE	68 55
												262	H	Samford	89 68
												275	H	Austin Peay	74 65
												286	A	Eastern Ill.	71 77
												286	H	Eastern Ill.	90 66
												288	H	Murray St.	75 67
												290	A	Tennessee St.	73 61
												301	H	Mississippi Val.	110 51
												317	A	Eastern Ky.	87 61
												328	A	Lipscomb	62 53
LAST 12 Division I GAMES:															
229	H	Jacksonville St.	77 72	317	A	Eastern Ky.	87 61								
71	A	Belmont	86 100	275	H	Austin Peay	74 65								
290	A	Tennessee St.	73 61	288	H	Murray St.	75 67								
241	H	SIUE	68 55	199	A	Southeast Mo. St.	80 73								
286	H	Eastern Ill.	90 66	286	A	Eastern Ill.	71 77								
122	A	Morehead St.	75 85	301	H	Mississippi Val.	110 51								

Non-Div I Games: Ala.-Huntsville 100 69 Christian Bros. 108 82

UT Martin

■ Loss,
 ■ Non-Conf, S Site,
 ■ Home
 ■ Away
 N Neutral

Average RPI Win:	286	WON-LOST	WINNING	LAST 10	STRENGTH OF	OPP. STRENGTH	TEAM	ADJ.	CONF.	ADJ CONF.
Average RPI Loss:	140	RECORD	PCT. RANK	GAMES	SCHEDULE	OF SCHEDULE	RPI	RPI	RPI	RPI
DIV. I ONLY	5- 18	313	1- 0	125	245	269	269	14	14	
DIV. I NON-CONF.	3- 10	278	0- 0	168	316	299	299	19	19	
TOTALS	RPI 1-25	RPI 26-50	W-L RECORDS	RPI 51-100	RPI 101-150	RPI 150+				
5- 18	0- 0	0- 1	OVERALL	0- 4	0- 3	5- 10				
2- 9	0- 0	0- 0	HOME	0- 1	0- 2	2- 6				
2- 8	0- 0	0- 1	AWAY	0- 3	0- 0	2- 4				
1- 1	0- 0	0- 0	NEUTRAL	0- 0	0- 1	1- 0				
3- 10	0- 0	0- 0	NON-CONFERENCE	0- 2	0- 1	3- 7				
2- 5	0- 0	0- 0	HOME	0- 0	0- 0	2- 5				
0- 4	0- 0	0- 0	AWAY	0- 2	0- 0	0- 2				
1- 1	0- 0	0- 0	NEUTRAL	0- 0	0- 1	1- 0				
2- 8	0- 0	0- 1	CONFERENCE	0- 2	0- 2	2- 3				
0- 4	0- 0	0- 0	HOME	0- 1	0- 2	0- 1				
2- 4	0- 0	0- 1	AWAY	0- 1	0- 0	2- 2				
0- 0	0- 0	0- 0	NEUTRAL	0- 0	0- 0	0- 0				

RPI S	Opponent	Score	RPI S	Opponent	Score	RPI S	Opponent	Score	RPI S	Opponent	Score	Team's RPI: 269
			34 A	Rice	42 76	52 A	New Mexico	51 69	121 H	Western Ky.	61 64	
						56 H	Middle Tenn.	49 79	126 H	UAB	48 74	
						68 A	Arizona	40 62	141 N	Akron	57 64	
						74 A	Old Dominion	59 78	153 H	Portland St.	61 89	
									157 A	Tulsa	45 66	
									159 H	Abilene Christian	69 70	
									163 H	New Mexico St.	65 69	
									166 H	Arkansas St.	66 67	
									167 A	Charlotte	39 62	
									182 A	North Texas	51 70	
									184 H	Nicholls St.	56 58	
									218 H	Marshall	60 63	
									223 N	Western Ill.	84 72	
									276 H	CSU Bakersfield	53 47	
									287 A	UTSA	73 60	
									294 A	Fla. Atlantic	70 44	
									305 A	Weber St.	63 68	
									350 H	Alcorn	77 51	
LAST 12 Division I GAMES:												
294 A	Fla. Atlantic	70 44	126 H	UAB	48 74							
121 H	Western Ky.	61 64	34 A	Rice	42 76							
218 H	Marshall	60 63	182 A	North Texas	51 70							
167 A	Charlotte	39 62	287 A	UTSA	73 60							
74 A	Old Dominion	59 78	157 A	Tulsa	45 66							
56 H	Middle Tenn.	49 79	141 N	Akron	57 64							

Non-Div I Games:

UTEP

■ Loss,
 ■ Non-Conf,
 ■ S Site,
 ■ H Home
 ■ A Away
 N Neutral

Average RPI Win:	287	WON-LOST	WINNING	LAST 10	STRENGTH OF	OPP. STRENGTH	TEAM	ADJ.	CONF.	ADJ CONF.
Average RPI Loss:	176	RECORD	PCT. RANK	GAMES	SCHEDULE	OF SCHEDULE	RPI	RPI	RPI	RPI
DIV. I ONLY	10- 10	159	1- 0	281	299	219	219	30	30	
DIV. I NON-CONF.	4- 7	228	0- 0	153	184	209	209	30	30	
TOTALS	RPI 1-25	RPI 26-50	W-L RECORDS	RPI 51-100	RPI 101-150	RPI 150+				
10- 10	0- 2	0- 1	OVERALL	0- 0	0- 0	10- 7				
5- 4	0- 0	0- 1	HOME	0- 0	0- 0	5- 3				
5- 6	0- 2	0- 0	AWAY	0- 0	0- 0	5- 4				
0- 0	0- 0	0- 0	NEUTRAL	0- 0	0- 0	0- 0				
4- 7	0- 2	0- 1	NON-CONFERENCE	0- 0	0- 0	4- 4				
2- 3	0- 0	0- 1	HOME	0- 0	0- 0	2- 2				
2- 4	0- 2	0- 0	AWAY	0- 0	0- 0	2- 2				
0- 0	0- 0	0- 0	NEUTRAL	0- 0	0- 0	0- 0				
6- 3	0- 0	0- 0	CONFERENCE	0- 0	0- 0	6- 3				
3- 1	0- 0	0- 0	HOME	0- 0	0- 0	3- 1				
3- 2	0- 0	0- 0	AWAY	0- 0	0- 0	3- 2				
0- 0	0- 0	0- 0	NEUTRAL	0- 0	0- 0	0- 0				

RPI 1-25				RPI 26-50				RPI 51-100				RPI 101+ Team's RPI: 219			
RPI	S	Opponent	Score	RPI	S	Opponent	Score	RPI	S	Opponent	Score	RPI	S	Opponent	Score
2	A	Baylor	37 98	31	H	Texas	66 81					163	A	New Mexico St.	63 71
20	A	Texas A&M	61 84									193	H	Prairie View	57 50
												197	A	Massachusetts	70 74
												220	A	UMKC	75 56
												239	H	Texas Southern	55 69
												255	H	Louisiana	75 60
												263	A	A&M-Corpus Christi	70 57
												263	H	A&M-Corpus Christi	49 59
												276	A	CSU Bakersfield	63 68
												278	H	Utah Valley	55 57
												283	H	California Baptist	60 56
												285	A	Canisius	57 53
												287	A	UTSA	58 61
												339	H	Seattle U	69 56
												340	A	Grand Canyon	66 50
												340	H	Grand Canyon	49 42
												347	A	Chicago St.	71 55
LAST 12 Division I GAMES:															
340	H	Grand Canyon	49 42	340	A	Grand Canyon	66 50								
220	A	UMKC	75 56	276	A	CSU Bakersfield	63 68								
347	A	Chicago St.	71 55	283	H	California Baptist	60 56								
163	A	New Mexico St.	63 71	2	A	Baylor	37 98								
339	H	Seattle U	69 56	20	A	Texas A&M	61 84								
278	H	Utah Valley	55 57	31	H	Texas	66 81								

Non-Div I Games: Texas Lutheran 82 38 UNKNOWN 74 43

UTRGV

Loss, Non-Conf, S Site, H Home A Away N Neutral

Average RPI Win: 240	WON-LOST	WINNING	LAST 10	STRENGTH OF	OPP. STRENGTH	TEAM	ADJ.	CONF.	ADJ CONF.
Average RPI Loss: 151	RECORD	PCT. RANK	GAMES	SCHEDULE	OF SCHEDULE	RPI	RPI	RPI	RPI
DIV. I ONLY	4- 16	315	0- 1	143	194	287	287	14	14
DIV. I NON-CONF.	3- 7	256	0- 0	220	238	302	302	19	19
TOTALS	RPI 1-25	RPI 26-50	W-L RECORDS	RPI 51-100	RPI 101-150	RPI 150+			
4- 16	0- 0	0- 2	OVERALL	0- 3	0- 4	4- 7			
3- 8	0- 0	0- 0	HOME	0- 1	0- 3	3- 4			
1- 7	0- 0	0- 2	AWAY	0- 2	0- 1	1- 2			
0- 1	0- 0	0- 0	NEUTRAL	0- 0	0- 0	0- 1			
3- 7	0- 0	0- 1	NON-CONFERENCE	0- 1	0- 2	3- 3			
3- 3	0- 0	0- 0	HOME	0- 0	0- 1	3- 2			
0- 3	0- 0	0- 1	AWAY	0- 1	0- 1	0- 0			
0- 1	0- 0	0- 0	NEUTRAL	0- 0	0- 0	0- 1			
1- 9	0- 0	0- 1	CONFERENCE	0- 2	0- 2	1- 4			
0- 5	0- 0	0- 0	HOME	0- 1	0- 2	0- 2			
1- 4	0- 0	0- 1	AWAY	0- 1	0- 0	1- 2			
0- 0	0- 0	0- 0	NEUTRAL	0- 0	0- 0	0- 0			

RPI S	Opponent	Score	RPI S	Opponent	Score	RPI S	Opponent	Score	RPI S	Opponent	Score	Team's RPI: 287
31	A Texas	54 98	56	H Middle Tenn.	52 72	111	A Seton Hall	53 84	121	H Western Ky.	62 81	
34	A Rice	54 85	74	A Old Dominion	47 72	124	H IUPUI	50 58	126	H UAB	42 59	
			95	A UT Arlington	48 53	167	A Charlotte	54 66	174	H Texas St.	60 68	
						182	A North Texas	57 54	204	H Utah St.	56 62	
						218	H Marshall	72 79	219	H UTRGV	61 58	
						253	H San Diego	87 77	269	H UTEP	60 73	
						299	N UMBC	58 72	305	H Weber St.	66 59	
						316	A FIU	40 51				
LAST 12 Division I GAMES:												
316	A FIU	40 51	56	H Middle Tenn.	52 72							
218	H Marshall	72 79	182	A North Texas	57 54							
121	H Western Ky.	62 81	34	A Rice	54 85							
74	A Old Dominion	47 72	269	H UTEP	60 73							
167	A Charlotte	54 66	95	A UT Arlington	48 53							
126	H UAB	42 59	253	H San Diego	87 77							

Non-Div I Games: Concordia (TX) 78 51 Tex. A&M-Kingsville 86 55

UTSA

Loss, Non-Conf, S Site, H Home A Away N Neutral

U
t
a
h

U
t
a
h

Utah

Page 322

Average RPI Win:	222	WON-LOST	WINNING	LAST 10	STRENGTH OF	OPP. STRENGTH	TEAM	ADJ.	CONF.	ADJ CONF.
Average RPI Loss:	134	RECORD	PCT. RANK	GAMES	SCHEDULE	OF SCHEDULE	RPI	RPI	RPI	RPI
DIV. I ONLY	9- 11	199	0- 1	251	86	204	204	15	15	
DIV. I NON-CONF.	4- 6	212	0- 0	204	22	202	202	13	13	
TOTALS	RPI 1-25	RPI 26-50	W-L RECORDS	RPI 51-100	RPI 101-150	RPI 150+				
9- 11	0- 1	0- 2	OVERALL	1- 1	1- 3	7- 4				
4- 5	0- 1	0- 1	HOME	1- 1	0- 1	3- 1				
5- 4	0- 0	0- 0	AWAY	0- 0	1- 1	4- 3				
0- 2	0- 0	0- 1	NEUTRAL	0- 0	0- 1	0- 0				
4- 6	0- 1	0- 2	NON-CONFERENCE	0- 0	1- 1	3- 2				
1- 3	0- 1	0- 1	HOME	0- 0	0- 0	1- 1				
3- 1	0- 0	0- 0	AWAY	0- 0	1- 0	2- 1				
0- 2	0- 0	0- 1	NEUTRAL	0- 0	0- 1	0- 0				
5- 5	0- 0	0- 0	CONFERENCE	1- 1	0- 2	4- 2				
3- 2	0- 0	0- 0	HOME	1- 1	0- 1	2- 0				
2- 3	0- 0	0- 0	AWAY	0- 0	0- 1	2- 2				
0- 0	0- 0	0- 0	NEUTRAL	0- 0	0- 0	0- 0				

RPI 1-25				RPI 26-50				RPI 51-100				RPI 101+ Team's RPI: 204			
RPI	S	Opponent	Score	RPI	S	Opponent	Score	RPI	S	Opponent	Score	RPI	S	Opponent	Score
5	H	Oregon	58 88	39	H	BYU	57 62	51	H	Wyoming	50 42	115	A	Fresno St.	59 70
				42	N	Southern California	46 55	52	H	New Mexico	64 68	115	H	Fresno St.	53 64
												132	A	Washington St.	72 61
												142	N	Colorado	68 78
												161	A	Portland	54 61
												182	A	North Texas	57 41
												209	A	UNLV	56 77
												245	H	Nevada	79 76
												248	A	Colorado St.	72 53
												249	A	Air Force	48 44
												261	H	Long Beach St.	48 50
												278	H	Utah Valley	67 62
												287	A	UTSA	62 56
												329	A	San Jose St.	59 68
												329	H	San Jose St.	82 49
LAST 12 Division I GAMES:															
115	H	Fresno St.	53 64	51	H	Wyoming	50 42								
209	A	UNLV	56 77	115	A	Fresno St.	59 70								
329	A	San Jose St.	59 68	249	A	Air Force	48 44								
52	H	New Mexico	64 68	245	H	Nevada	79 76								
248	A	Colorado St.	72 53	261	H	Long Beach St.	48 50								
329	H	San Jose St.	82 49	278	H	Utah Valley	67 62								

Non-Div I Games: Northern N.M. 106 35

Utah St.

■ Loss,
 ■ Non-Conf, S Site,
 ■ Home
 ■ Away
 N Neutral

Utah Valley

Through Games Of Feb. 8, 2019

Average RPI Win:	286	WON-LOST	WINNING	LAST 10	STRENGTH OF	OPP. STRENGTH	TEAM	ADJ.	CONF.	ADJ CONF.
Average RPI Loss:	174	RECORD	PCT. RANK	GAMES	SCHEDULE	OF SCHEDULE	RPI	RPI	RPI	RPI
DIV. I ONLY	8- 10	208	0- 1	312	298	278	278	30	30	
DIV. I NON-CONF.	3- 7	256	0- 0	243	213	296	296	30	30	
TOTALS	RPI 1-25	RPI 26-50	W-L RECORDS	RPI 51-100	RPI 101-150	RPI 150+				
8- 10	0- 0	0- 2	OVERALL	0- 0	0- 1	8- 7				
6- 3	0- 0	0- 1	HOME	0- 0	0- 0	6- 2				
2- 7	0- 0	0- 1	AWAY	0- 0	0- 1	2- 5				
0- 0	0- 0	0- 0	NEUTRAL	0- 0	0- 0	0- 0				
3- 7	0- 0	0- 2	NON-CONFERENCE	0- 0	0- 1	3- 4				
3- 2	0- 0	0- 1	HOME	0- 0	0- 0	3- 1				
0- 5	0- 0	0- 1	AWAY	0- 0	0- 1	0- 3				
0- 0	0- 0	0- 0	NEUTRAL	0- 0	0- 0	0- 0				
5- 3	0- 0	0- 0	CONFERENCE	0- 0	0- 0	5- 3				
3- 1	0- 0	0- 0	HOME	0- 0	0- 0	3- 1				
2- 2	0- 0	0- 0	AWAY	0- 0	0- 0	2- 2				
0- 0	0- 0	0- 0	NEUTRAL	0- 0	0- 0	0- 0				

RPI 1-25			RPI 26-50			RPI 51-100			RPI 101+			Team's RPI: 278
RPI	S	Opponent	Score	RPI	S	Opponent	Score	RPI	S	Opponent	Score	
39	H	BYU	51 77	40	A	Utah	47 85	101	A	Idaho St.	68 80	
								161	H	Portland	60 65	
								163	A	New Mexico St.	52 58	
								168	H	UC Riverside	56 53	
								204	A	Utah St.	62 67	
								219	A	UTRGV	57 55	
								220	H	UMKC	64 68	
								250	A	Cal St. Fullerton	55 56	
								274	A	Southern Utah	59 60	
								276	H	CSU Bakersfield	78 70	
								283	A	California Baptist	54 83	
								297	H	UC Santa Barbara	63 54	
								305	H	Weber St.	65 59	
								339	A	Seattle U	58 55	
								340	H	Grand Canyon	57 46	
								347	H	Chicago St.	76 61	
LAST 12 Division I GAMES:												
283	A	California Baptist	54 83	276	H	CSU Bakersfield	78 70					
347	H	Chicago St.	76 61	340	H	Grand Canyon	57 46					
220	H	UMKC	64 68	250	A	Cal St. Fullerton	55 56					
163	A	New Mexico St.	52 58	168	H	UC Riverside	56 53					
219	A	UTRGV	57 55	305	H	Weber St.	65 59					
339	A	Seattle U	58 55	204	A	Utah St.	62 67					

Non-Div I Games: Ottawa (AZ) 90 61 La Verne 86 79 Arizona Christian 76 68

Utah Valley

Loss, Non-Conf, S Site, H Home A Away N Neutral

VCU										
Average RPI Win:	219	WON-LOST	WINNING	LAST 10	STRENGTH OF	OPP. STRENGTH	TEAM	ADJ.	CONF.	ADJ CONF.
Average RPI Loss:	104	RECORD	PCT. RANK	GAMES	SCHEDULE	OF SCHEDULE	RPI	RPI	RPI	RPI
DIV. I ONLY	17- 6	54	1- 0	273	125	113	113	17	17	
DIV. I NON-CONF.	8- 5	120	0- 0	196	122	118	118	16	16	

TOTALS	RPI 1-25	RPI 26-50	W-L RECORDS	RPI 51-100	RPI 101-150	RPI 150+				
17- 6	0- 0	0- 1	OVERALL	1- 2	3- 2	13- 1				
9- 1	0- 0	0- 0	HOME	0- 0	2- 1	7- 0				
7- 4	0- 0	0- 1	AWAY	1- 2	1- 0	5- 1				
1- 1	0- 0	0- 0	NEUTRAL	0- 0	0- 1	1- 0				
8- 5	0- 0	0- 1	NON-CONFERENCE	1- 2	2- 2	5- 0				
4- 1	0- 0	0- 0	HOME	0- 0	2- 1	2- 0				
3- 3	0- 0	0- 1	AWAY	1- 2	0- 0	2- 0				
1- 1	0- 0	0- 0	NEUTRAL	0- 0	0- 1	1- 0				
9- 1	0- 0	0- 0	CONFERENCE	0- 0	1- 0	8- 1				
5- 0	0- 0	0- 0	HOME	0- 0	0- 0	5- 0				
4- 1	0- 0	0- 0	AWAY	0- 0	1- 0	3- 1				
0- 0	0- 0	0- 0	NEUTRAL	0- 0	0- 0	0- 0				

RPI 1-25				RPI 26-50				RPI 51-100				RPI 101+ Team's RPI: 113			
RPI	S	Opponent	Score	RPI	S	Opponent	Score	RPI	S	Opponent	Score	RPI	S	Opponent	Score
				28	A	North Carolina	47 59	74	A	Old Dominion	57 60	107	H	Wake Forest	53 40
								88	A	Cincinnati	54 66	114	H	Radford	49 54
								90	A	Georgetown	47 45	119	H	UNCW	58 47
												124	N	IUPUI	61 63
												137	A	Fordham	47 44
												165	A	William & Mary	72 55
												190	H	Saint Louis	57 47
												194	A	George Washington	48 57
												197	H	Massachusetts	52 48
												206	A	St. Bonaventure	59 50
												216	H	Rhode Island	74 39
												231	A	N.C. A&T	54 48
												260	A	Richmond	68 43
												266	A	Saint Joseph's	65 47
												266	H	Saint Joseph's	59 40
												280	H	La Salle	68 38
												305	N	Weber St.	64 36
												342	H	Longwood	84 55
												345	H	Delaware St.	97 55
LAST 12 Division I GAMES:															
				206	A	St. Bonaventure	59 50	137	A	Fordham	47 44				
				266	A	Saint Joseph's	65 47	260	A	Richmond	68 43				
				197	H	Massachusetts	52 48	280	H	La Salle	68 38				
				190	H	Saint Louis	57 47	266	H	Saint Joseph's	59 40				
				194	A	George Washington	48 57	345	H	Delaware St.	97 55				
				216	H	Rhode Island	74 39	231	A	N.C. A&T	54 48				

Non-Div I Games:

VCU

■ Loss,
 ■ Non-Conf,
 ■ S Site,
 ■ Home
 ■ A Away
 N Neutral

Valparaiso

Through Games Of Feb. 8, 2019

Average RPI Win:	285	WON-LOST	WINNING	LAST 10	STRENGTH OF	OPP. STRENGTH	TEAM	ADJ.	CONF.	ADJ CONF.
Average RPI Loss:	158	RECORD	PCT. RANK	GAMES	SCHEDULE	OF SCHEDULE	RPI	RPI	RPI	RPI
DIV. I ONLY	6- 16	290	0- 1	243	220	292	292	13	13	
DIV. I NON-CONF.	4- 8	241	0- 0	326	318	321	321	14	14	
TOTALS	RPI 1-25	RPI 26-50	W-L RECORDS	RPI 51-100	RPI 101-150	RPI 150+				
6- 16	0- 2	0- 0	OVERALL	0- 4	1- 1	5- 9				
3- 8	0- 1	0- 0	HOME	0- 2	1- 0	2- 5				
2- 8	0- 1	0- 0	AWAY	0- 2	0- 1	2- 4				
1- 0	0- 0	0- 0	NEUTRAL	0- 0	0- 0	1- 0				
4- 8	0- 0	0- 0	NON-CONFERENCE	0- 2	0- 1	4- 5				
1- 5	0- 0	0- 0	HOME	0- 2	0- 0	1- 3				
2- 3	0- 0	0- 0	AWAY	0- 0	0- 1	2- 2				
1- 0	0- 0	0- 0	NEUTRAL	0- 0	0- 0	1- 0				
2- 8	0- 2	0- 0	CONFERENCE	0- 2	1- 0	1- 4				
2- 3	0- 1	0- 0	HOME	0- 0	1- 0	1- 2				
0- 5	0- 1	0- 0	AWAY	0- 2	0- 0	0- 2				
0- 0	0- 0	0- 0	NEUTRAL	0- 0	0- 0	0- 0				

RPI 1-25				RPI 26-50				RPI 51-100				RPI 101+ Team's RPI: 292			
RPI	S	Opponent	Score	RPI	S	Opponent	Score	RPI	S	Opponent	Score	RPI	S	Opponent	Score
22	A	Drake	53 84					55	H	Miami (OH)	47 68	122	A	Morehead St.	62 68
22	H	Drake	62 88					58	A	Missouri St.	63 108	145	H	Bradley	76 73
								82	A	UNI	52 71	162	A	Southern Ill.	65 87
								86	H	Toledo	59 65	171	H	Indiana St.	82 86
												185	A	Illinois	54 73
												191	H	Illinois St.	67 70
												230	H	North Dakota	56 62
												237	H	Bowling Green	72 79
												246	A	Loyola Chicago	54 80
												259	N	St. Francis Brooklyn	78 76
												286	H	Eastern Ill.	62 60
												319	H	North Dakota St.	48 51
												333	A	UIC	65 75
												334	A	Purdue Fort Wayne	68 64
												338	H	Evansville	93 49
												347	A	Chicago St.	76 70
LAST 12 Division I GAMES:															
22	H	Drake	62 88	171	H	Indiana St.	82 86								
191	H	Illinois St.	67 70	22	A	Drake	53 84								
145	H	Bradley	76 73	82	A	UNI	52 71								
58	A	Missouri St.	63 108	246	A	Loyola Chicago	54 80								
162	A	Southern Ill.	65 87	237	H	Bowling Green	72 79								
338	H	Evansville	93 49	334	A	Purdue Fort Wayne	68 64								

Non-Div I Games:

Valparaiso

■ Loss,
 ■ Non-Conf,
 ■ S Site,
 ■ H Home
 ■ A Away
 N Neutral

Vanderbilt

Through Games Of Feb. 8, 2019

Average RPI Win:	255	WON-LOST	WINNING	LAST 10	STRENGTH OF	OPP. STRENGTH	TEAM	ADJ.	CONF.	ADJ CONF.
Average RPI Loss:	51	RECORD	PCT. RANK	GAMES	SCHEDULE	OF SCHEDULE	RPI	RPI	RPI	RPI
DIV. I ONLY	6- 16	290	0- 1	25	55	175	175	5	5	
DIV. I NON-CONF.	5- 8	224	0- 0	82	65	182	182	5	5	
TOTALS	RPI 1-25	RPI 26-50	W-L RECORDS	RPI 51-100	RPI 101-150	RPI 150+				
6- 16	0- 7	0- 1	OVERALL	0- 5	0- 3	6- 0				
5- 6	0- 2	0- 0	HOME	0- 2	0- 2	5- 0				
1- 7	0- 3	0- 1	AWAY	0- 3	0- 0	1- 0				
0- 3	0- 2	0- 0	NEUTRAL	0- 0	0- 1	0- 0				
5- 8	0- 4	0- 0	NON-CONFERENCE	0- 2	0- 2	5- 0				
4- 2	0- 1	0- 0	HOME	0- 0	0- 1	4- 0				
1- 3	0- 1	0- 0	AWAY	0- 2	0- 0	1- 0				
0- 3	0- 2	0- 0	NEUTRAL	0- 0	0- 1	0- 0				
1- 8	0- 3	0- 1	CONFERENCE	0- 3	0- 1	1- 0				
1- 4	0- 1	0- 0	HOME	0- 2	0- 1	1- 0				
0- 4	0- 2	0- 1	AWAY	0- 1	0- 0	0- 0				
0- 0	0- 0	0- 0	NEUTRAL	0- 0	0- 0	0- 0				

RPI S	Opponent	Score	RPI S	Opponent	Score	RPI S	Opponent	Score	RPI S	Opponent	Score	Team's RPI: 175
6 N	UConn	42 80	26 A	Kentucky	55 77	54 A	Kansas St.	61 72	103 H	Georgia	64 71	
10 A	NC State	54 74				56 A	Middle Tenn.	58 65	120 N	Creighton	55 75	
16 A	South Carolina	69 80				62 H	Tennessee	65 82	144 H	North Ala.	71 74	
20 A	Texas A&M	53 69				65 H	Auburn	70 72	176 A	Ball St.	60 43	
20 H	Texas A&M	43 50				73 A	Arkansas	62 83	196 H	Ole Miss	80 68	
21 N	Miami (FL)	65 90							262 H	Samford	77 52	
23 H	Central Mich.	57 66							275 H	Austin Peay	99 70	
									290 H	Tennessee St.	89 63	
									331 H	Presbyterian	78 43	
LAST 12 Division I GAMES:												
62 H	Tennessee	65 82	20 H	Texas A&M	43 50							
20 A	Texas A&M	53 69	103 H	Georgia	64 71							
16 A	South Carolina	69 80	26 A	Kentucky	55 77							
196 H	Ole Miss	80 68	262 H	Samford	77 52							
65 H	Auburn	70 72	120 N	Creighton	55 75							
73 A	Arkansas	62 83	21 N	Miami (FL)	65 90							

Non-Div I Games:

Vanderbilt

Loss, Non-Conf, S Site, H Home A Away N Neutral

Average RPI Win:	282	WON-LOST	WINNING	LAST 10	STRENGTH OF	OPP. STRENGTH	TEAM	ADJ.	CONF.	ADJ CONF.
Average RPI Loss:	159	RECORD	PCT. RANK	GAMES	SCHEDULE	OF SCHEDULE	RPI	RPI	RPI	RPI
DIV. I ONLY	8- 13	242	0- 1	234	288	271	271	23	23	
DIV. I NON-CONF.	3- 8	267	0- 1	201	305	294	294	25	25	
TOTALS	RPI 1-25	RPI 26-50	W-L RECORDS	RPI 51-100	RPI 101-150	RPI 150+				
8- 13	0- 0	0- 0	OVERALL	0- 4	0- 3	8- 6				
5- 7	0- 0	0- 0	HOME	0- 3	0- 0	5- 4				
3- 6	0- 0	0- 0	AWAY	0- 1	0- 3	3- 2				
0- 0	0- 0	0- 0	NEUTRAL	0- 0	0- 0	0- 0				
3- 8	0- 0	0- 0	NON-CONFERENCE	0- 2	0- 2	3- 4				
2- 5	0- 0	0- 0	HOME	0- 2	0- 0	2- 3				
1- 3	0- 0	0- 0	AWAY	0- 0	0- 2	1- 1				
0- 0	0- 0	0- 0	NEUTRAL	0- 0	0- 0	0- 0				
5- 5	0- 0	0- 0	CONFERENCE	0- 2	0- 1	5- 2				
3- 2	0- 0	0- 0	HOME	0- 1	0- 0	3- 1				
2- 3	0- 0	0- 0	AWAY	0- 1	0- 1	2- 1				
0- 0	0- 0	0- 0	NEUTRAL	0- 0	0- 0	0- 0				

RPI 1-25				RPI 26-50				RPI 51-100				RPI 101+				Team's RPI: 271	
RPI	S	Opponent	Score	RPI	S	Opponent	Score	RPI	S	Opponent	Score	RPI	S	Opponent	Score		
								75	A	Maine	45	66	105	A	Hartford	32	61
								75	H	Maine	51	63	110	A	Kansas	36	77
								76	H	Yale	55	58	135	A	South Fla.	55	102
								83	H	Drexel	44	60	160	H	Stony Brook	61	67
													188	H	Rider	54	49
													208	H	Dartmouth	42	66
													213	H	Holy Cross	40	65
													216	H	Rhode Island	58	61
													240	H	Albany (NY)	52	39
													244	A	Binghamton	58	57
													285	A	Canisius	46	67
													299	A	UMBC	58	44
													310	A	NJIT	71	63
													324	A	UMass Lowell	51	54
													324	H	UMass Lowell	52	42
													326	H	New Hampshire	69	60
													327	H	Wagner	56	54
LAST 12 Division I GAMES:																	
				83	H	Drexel	44	60					326	H	New Hampshire	69	60
				75	A	Maine	45	66					105	A	Hartford	32	61
				324	H	UMass Lowell	52	42					75	H	Maine	51	63
				160	H	Stony Brook	61	67					240	H	Albany (NY)	52	39
				299	A	UMBC	58	44					324	A	UMass Lowell	51	54
				244	A	Binghamton	58	57					110	A	Kansas	36	77

Non-Div I Games: Norwich 78 28

Vermont

■ Loss,
 ■ Non-Conf,
 ■ S Site,
 ■ H Home
 ■ A Away
 N Neutral

Villanova

Through Games Of Feb. 8, 2019

Average RPI Win:	145	WON-LOST	WINNING	LAST 10	STRENGTH OF	OPP. STRENGTH	TEAM	ADJ.	CONF.	ADJ CONF.
Average RPI Loss:	48	RECORD	PCT. RANK	GAMES	SCHEDULE	OF SCHEDULE	RPI	RPI	RPI	RPI
DIV. I ONLY	15- 8	92	0- 1	45	53	41	41	6	6	
DIV. I NON-CONF.	9- 2	43	0- 0	73	75	21	21	4	4	
TOTALS	RPI 1-25	RPI 26-50	W-L RECORDS	RPI 51-100	RPI 101-150	RPI 150+				
15- 8	0- 2	0- 3	OVERALL	3- 3	7- 0	5- 0				
8- 3	0- 1	0- 2	HOME	2- 0	3- 0	3- 0				
7- 4	0- 1	0- 1	AWAY	1- 2	4- 0	2- 0				
0- 1	0- 0	0- 0	NEUTRAL	0- 1	0- 0	0- 0				
9- 2	0- 1	0- 0	NON-CONFERENCE	2- 1	3- 0	4- 0				
5- 0	0- 0	0- 0	HOME	1- 0	2- 0	2- 0				
4- 1	0- 1	0- 0	AWAY	1- 0	1- 0	2- 0				
0- 1	0- 0	0- 0	NEUTRAL	0- 1	0- 0	0- 0				
6- 6	0- 1	0- 3	CONFERENCE	1- 2	4- 0	1- 0				
3- 3	0- 1	0- 2	HOME	1- 0	1- 0	1- 0				
3- 3	0- 0	0- 1	AWAY	0- 2	3- 0	0- 0				
0- 0	0- 0	0- 0	NEUTRAL	0- 0	0- 0	0- 0				

RPI 1-25				RPI 26-50				Team's RPI: 41	RPI 51-100				RPI 101+			
RPI	S	Opponent	Score	RPI	S	Opponent	Score		RPI	S	Opponent	Score	RPI	S	Opponent	Score
9	H	Marquette	55 91	35	A	DePaul	70 93		61	N	Virginia Tech	59 61	103	H	Georgia	62 56
14	A	UCF	56 71	35	H	DePaul	59 66		79	A	Penn	58 50	105	H	Hartford	59 41
				45	H	Butler	55 63		90	A	Georgetown	63 68	111	A	Seton Hall	70 66
									91	H	Princeton	67 46	118	A	St. John's (NY)	73 57
									96	A	Providence	61 67	120	A	Creighton	54 52
									96	H	Providence	53 33	120	H	Creighton	67 62
													139	A	Lehigh	70 48
													169	H	Xavier	75 71
													178	H	Temple	76 68
													194	A	George Washington	60 45
													266	A	Saint Joseph's	47 35
													280	H	La Salle	81 68
LAST 12 Division I GAMES:																
35	A	DePaul	70 93	79	A	Penn	58 50									
120	H	Creighton	67 62	35	H	DePaul	59 66									
96	H	Providence	53 33	9	H	Marquette	55 91									
118	A	St. John's (NY)	73 57	96	A	Providence	61 67									
111	A	Seton Hall	70 66	120	A	Creighton	54 52									
90	A	Georgetown	63 68	169	H	Xavier	75 71									

Non-Div I Games:

Villanova

Loss, Non-Conf, S Site, H Home A Away N Neutral

Average RPI Win: 146		WON-LOST	WINNING	LAST 10	STRENGTH OF	OPP. STRENGTH	TEAM	ADJ.	CONF.	ADJ CONF.
Average RPI Loss: 52		RECORD	PCT. RANK	GAMES	SCHEDULE	OF SCHEDULE	RPI	RPI	RPI	RPI
DIV. I ONLY		9- 14	235	1- 0	7	23	97	97	1	1
DIV. I NON-CONF.		6- 7	172	0- 0	29	62	119	119	1	1
TOTALS		RPI 1-25	RPI 26-50	W-L RECORDS	RPI 51-100	RPI 101-150	RPI 150+			
9- 14	0- 8		0- 2	OVERALL	3- 0	3- 3	3- 1			
6- 7	0- 4		0- 0	HOME	2- 0	1- 2	3- 1			
2- 6	0- 4		0- 2	AWAY	1- 0	1- 0	0- 0			
1- 1	0- 0		0- 0	NEUTRAL	0- 0	1- 1	0- 0			
6- 7	0- 3		0- 1	NON-CONFERENCE	2- 0	1- 2	3- 1			
4- 4	0- 2		0- 0	HOME	1- 0	0- 1	3- 1			
1- 2	0- 1		0- 1	AWAY	1- 0	0- 0	0- 0			
1- 1	0- 0		0- 0	NEUTRAL	0- 0	1- 1	0- 0			
3- 7	0- 5		0- 1	CONFERENCE	1- 0	2- 1	0- 0			
2- 3	0- 2		0- 0	HOME	1- 0	1- 1	0- 0			
1- 4	0- 3		0- 1	AWAY	0- 0	1- 0	0- 0			
0- 0	0- 0		0- 0	NEUTRAL	0- 0	0- 0	0- 0			

RPI 1-25			
RPI	S	Opponent	Score
3	A	Louisville	43 91
7	H	Mississippi St.	44 72
8	A	Syracuse	68 72
10	H	NC State	38 66
18	H	Florida St.	61 63
21	A	Miami (FL)	59 72
23	H	Central Mich.	61 74
25	A	Michigan St.	66 91

RPI 26-50			
RPI	S	Opponent	Score
26	A	Kentucky	51 63
46	A	Clemson	65 71

RPI 51-100				Team's RPI: 97	
RPI	S	Opponent	Score		
61	H	Virginia Tech	62 58		
74	A	Old Dominion	73 67		
94	H	American	57 54		

RPI 101+			
RPI	S	Opponent	Score
107	H	Wake Forest	42 52
108	H	Boston College	79 77
114	H	Radford	44 57
128	N	Alabama	52 64
129	A	Pittsburgh	74 57
135	N	South Fla.	74 67
167	H	Charlotte	65 61
190	H	Saint Louis	65 67
231	H	N.C. A&T	67 57
315	H	Coppin St.	55 41

LAST 12 Division I GAMES:					
108	H	Boston College	79 77	10	H NC State 38 66
21	A	Miami (FL)	59 72	61	H Virginia Tech 62 58
8	A	Syracuse	68 72	46	A Clemson 65 71
107	H	Wake Forest	42 52	18	H Florida St. 61 63
129	A	Pittsburgh	74 57	167	H Charlotte 65 61
3	A	Louisville	43 91	135	N South Fla. 74 67

Non-Div I Games:

Virginia

Loss, Non-Conf, S Site, H Home A Away N Neutral

Average RPI Win:	179	WON-LOST	WINNING	LAST 10	STRENGTH OF	OPP. STRENGTH	TEAM	ADJ.	CONF.	ADJ CONF.
Average RPI Loss:	26	RECORD	PCT. RANK	GAMES	SCHEDULE	OF SCHEDULE	RPI	RPI	RPI	RPI
DIV. I ONLY	15- 7	82	1- 0	70	28	61	61	1	1	
DIV. I NON-CONF.	13- 0	1	0- 0	229	143	29	29	1	1	
TOTALS	RPI 1-25	RPI 26-50	W-L RECORDS	RPI 51-100	RPI 101-150	RPI 150+				
15- 7	1- 5	1- 1	OVERALL	1- 1	5- 0	7- 0				
8- 4	1- 3	0- 1	HOME	0- 0	2- 0	5- 0				
3- 3	0- 2	0- 0	AWAY	0- 1	2- 0	1- 0				
4- 0	0- 0	1- 0	NEUTRAL	1- 0	1- 0	1- 0				
13- 0	1- 0	1- 0	NON-CONFERENCE	1- 0	3- 0	7- 0				
8- 0	1- 0	0- 0	HOME	0- 0	2- 0	5- 0				
1- 0	0- 0	0- 0	AWAY	0- 0	0- 0	1- 0				
4- 0	0- 0	1- 0	NEUTRAL	1- 0	1- 0	1- 0				
2- 7	0- 5	0- 1	CONFERENCE	0- 1	2- 0	0- 0				
0- 4	0- 3	0- 1	HOME	0- 0	0- 0	0- 0				
2- 3	0- 2	0- 0	AWAY	0- 1	2- 0	0- 0				
0- 0	0- 0	0- 0	NEUTRAL	0- 0	0- 0	0- 0				

RPI 1-25				RPI 26-50				RPI 51-100 Team's RPI: 61				RPI 101+			
RPI	S	Opponent	Score	RPI	S	Opponent	Score	RPI	S	Opponent	Score	RPI	S	Opponent	Score
1	H	Notre Dame	51 80	28	H	North Carolina	69 81	97	A	Virginia	58 62	102	N	Dayton	69 57
8	H	Syracuse	73 75	41	N	Villanova	61 59	99	N	Ohio St.	81 73	108	A	Boston College	95 86
10	A	NC State	61 70									114	H	Radford	55 44
15	H	Rutgers	67 51									129	A	Pittsburgh	74 58
18	H	Florida St.	54 56									130	H	Chattanooga	74 59
21	A	Miami (FL)	61 68									235	H	Monmouth	82 49
												242	A	Liberty	72 61
												247	H	Mt. St. Mary's	83 51
												260	N	Richmond	85 57
												279	H	Ga. Southern	78 49
												337	H	USC Upstate	96 45
												342	H	Longwood	93 39
LAST 12 Division I GAMES:															
108	A	Boston College	95 86	97	A	Virginia	58 62								
129	A	Pittsburgh	74 58	8	H	Syracuse	73 75								
18	H	Florida St.	54 56	21	A	Miami (FL)	61 68								
28	H	North Carolina	69 81	342	H	Longwood	93 39								
10	A	NC State	61 70	99	N	Ohio St.	81 73								
1	H	Notre Dame	51 80	102	N	Dayton	69 57								

Non-Div I Games:

Virginia Tech

W
a
g
n
e
rW
a
g
n
e
rW
a
g
n
e
r

Non-Div I Games:	Staten Island	86	59
------------------	---------------	----	----

Page 332

Wake Forest

Through Games Of Feb. 8, 2019

Average RPI Win:	168	WON-LOST	WINNING	LAST 10	STRENGTH OF	OPP. STRENGTH	TEAM	ADJ.	CONF.	ADJ CONF.
Average RPI Loss:	63	RECORD	PCT. RANK	GAMES	SCHEDULE	OF SCHEDULE	RPI	RPI	RPI	RPI
DIV. I ONLY	10- 13	213	0- 1	13	67	107	107	1	1	
DIV. I NON-CONF.	9- 4	85	0- 0	66	275	80	80	1	1	
TOTALS	RPI 1-25	RPI 26-50	W-L RECORDS	RPI 51-100	RPI 101-150	RPI 150+				
10- 13	0- 5	1- 3	OVERALL	1- 1	2- 2	6- 2				
7- 7	0- 3	1- 2	HOME	0- 0	2- 1	4- 1				
2- 6	0- 2	0- 1	AWAY	1- 1	0- 1	1- 1				
1- 0	0- 0	0- 0	NEUTRAL	0- 0	0- 0	1- 0				
9- 4	0- 0	1- 1	NON-CONFERENCE	0- 0	2- 1	6- 2				
7- 2	0- 0	1- 1	HOME	0- 0	2- 0	4- 1				
1- 2	0- 0	0- 0	AWAY	0- 0	0- 1	1- 1				
1- 0	0- 0	0- 0	NEUTRAL	0- 0	0- 0	1- 0				
1- 9	0- 5	0- 2	CONFERENCE	1- 1	0- 1	0- 0				
0- 5	0- 3	0- 1	HOME	0- 0	0- 1	0- 0				
1- 4	0- 2	0- 1	AWAY	1- 1	0- 0	0- 0				
0- 0	0- 0	0- 0	NEUTRAL	0- 0	0- 0	0- 0				

RPI S Opponent	Score	RPI S Opponent	Score	RPI S Opponent	Score	RPI S Opponent	Score	Team's RPI: 107
1 A Notre Dame	48 78	28 A North Carolina	61 84	63 A Duke	52 66	108 H Boston College	64 65	
3 H Louisville	49 73	33 H James Madison	50 49	97 A Virginia	52 42	112 H Towson	60 53	
10 H NC State	50 59	38 H Indiana	73 87			113 A VCU	40 53	
18 A Florida St.	61 85	46 H Clemson	53 69			118 H St. John's (NY)	64 59	
21 H Miami (FL)	57 72					152 H Mercer	69 54	
						167 A Charlotte	69 43	
						169 H Xavier	50 62	
						181 H UMES	78 67	
						207 A East Carolina	61 70	
						260 H Richmond	62 48	
						273 H Norfolk St.	63 61	
						291 N South Carolina St.	58 44	
LAST 12 Division I GAMES:								
46 H Clemson	53 69	28 A North Carolina	61 84					
18 A Florida St.	61 85	1 A Notre Dame	48 78					
10 H NC State	50 59	108 H Boston College	64 65					
97 A Virginia	52 42	21 H Miami (FL)	57 72					
63 A Duke	52 66	273 H Norfolk St.	63 61					
3 H Louisville	49 73	291 N South Carolina St.	58 44					

Non-Div I Games:

Wake Forest

■ Loss,
 ■ Non-Conf,
 ■ S Site,
 ■ H Home
 ■ A Away
 N Neutral

Average RPI Win:	186	WON-LOST	WINNING	LAST 10	STRENGTH OF	OPP. STRENGTH	TEAM	ADJ.	CONF.	ADJ CONF.
Average RPI Loss:	52	RECORD	PCT. RANK	GAMES	SCHEDULE	OF SCHEDULE	RPI	RPI	RPI	RPI
DIV. I ONLY	8- 16	256	0- 1	14	56	140	140	2	2	
DIV. I NON-CONF.	7- 5	132	0- 1	93	163	125	125	2	2	
TOTALS	RPI 1-25	RPI 26-50	W-L RECORDS	RPI 51-100	RPI 101-150	RPI 150+				
8- 16	0- 4	0- 6	OVERALL	2- 3	2- 3	4- 0				
6- 7	0- 2	0- 2	HOME	1- 2	2- 1	3- 0				
1- 7	0- 2	0- 4	AWAY	0- 0	0- 1	1- 0				
1- 2	0- 0	0- 0	NEUTRAL	1- 1	0- 1	0- 0				
7- 5	0- 1	0- 0	NON-CONFERENCE	2- 2	1- 2	4- 0				
5- 2	0- 1	0- 0	HOME	1- 1	1- 0	3- 0				
1- 1	0- 0	0- 0	AWAY	0- 0	0- 1	1- 0				
1- 2	0- 0	0- 0	NEUTRAL	1- 1	0- 1	0- 0				
1- 11	0- 3	0- 6	CONFERENCE	0- 1	1- 1	0- 0				
1- 5	0- 1	0- 2	HOME	0- 1	1- 1	0- 0				
0- 6	0- 2	0- 4	AWAY	0- 0	0- 0	0- 0				
0- 0	0- 0	0- 0	NEUTRAL	0- 0	0- 0	0- 0				

RPI 1-25				RPI 26-50				RPI 51-100				RPI 101+ Team's RPI: 140			
RPI	S	Opponent	Score	RPI	S	Opponent	Score	RPI	S	Opponent	Score	RPI	S	Opponent	Score
4	A	Stanford	54 91	30	A	California	70 79	57	H	Boise St.	69 73	132	H	Washington St.	76 79
5	A	Oregon	71 84	32	A	Oregon St.	67 78	60	N	Michigan	73 80	136	A	Tulane	51 63
5	H	Oregon	57 76	32	H	Oregon St.	39 86	63	N	Duke	71 64	137	N	Fordham	57 65
7	H	Mississippi St.	56 103	40	H	Utah	43 58	68	H	Arizona	59 69	142	H	Colorado	68 58
				42	A	Southern California	57 82	99	H	Ohio St.	69 59	146	H	Montana	69 54
				43	A	UCLA	60 76					202	H	George Mason	81 52
												243	H	Northern Ariz.	81 59
												250	H	Cal St. Fullerton	83 74
												339	A	Seattle U	69 58
LAST 12 Division I GAMES:															
57	H	Boise St.	69 73	5	H	Oregon	57 76								
60	N	Michigan	73 80	32	H	Oregon St.	39 86								
137	N	Fordham	57 65	30	A	California	70 79								
68	H	Arizona	59 69	4	A	Stanford	54 91								
43	A	UCLA	60 76	40	H	Utah	43 58								
42	A	Southern California	57 82	142	H	Colorado	68 58								

Non-Div I Games:

Washington

■ Loss,
■ Non-Conf,
■ S Site,
■ H Home
■ A Away
N Neutral

Average RPI Win:	166	WON-LOST	WINNING	LAST 10	STRENGTH OF	OPP. STRENGTH	TEAM	ADJ.	CONF.	ADJ CONF.
Average RPI Loss:	53	RECORD	PCT. RANK	GAMES	SCHEDULE	OF SCHEDULE	RPI	RPI	RPI	RPI
DIV. I ONLY	7- 16	274	1- 0	9	27	132	132	2	2	
DIV. I NON-CONF.	5- 6	177	1- 0	74	110	163	163	2	2	
TOTALS	RPI 1-25	RPI 26-50	W-L RECORDS	RPI 51-100	RPI 101-150	RPI 150+				
7- 16	0- 5	0- 7	OVERALL	1- 1	3- 2	3- 1				
4- 7	0- 2	0- 3	HOME	1- 1	2- 0	1- 1				
1- 8	0- 3	0- 4	AWAY	0- 0	1- 1	0- 0				
2- 1	0- 0	0- 0	NEUTRAL	0- 0	0- 1	2- 0				
5- 6	0- 1	0- 1	NON-CONFERENCE	1- 1	1- 2	3- 1				
3- 3	0- 0	0- 1	HOME	1- 1	1- 0	1- 1				
0- 2	0- 1	0- 0	AWAY	0- 0	0- 1	0- 0				
2- 1	0- 0	0- 0	NEUTRAL	0- 0	0- 1	2- 0				
2- 10	0- 4	0- 6	CONFERENCE	0- 0	2- 0	0- 0				
1- 4	0- 2	0- 2	HOME	0- 0	1- 0	0- 0				
1- 6	0- 2	0- 4	AWAY	0- 0	1- 0	0- 0				
0- 0	0- 0	0- 0	NEUTRAL	0- 0	0- 0	0- 0				

RPI 1-25				RPI 26-50				RPI 51-100				RPI 101+ Team's RPI: 132			
RPI	S	Opponent	Score	RPI	S	Opponent	Score	RPI	S	Opponent	Score	RPI	S	Opponent	Score
4	A	Stanford	64 85	30	A	California	63 77	57	H	Boise St.	95 71	104	H	Nebraska	87 84
5	A	Oregon	58 98	32	A	Oregon St.	69 76	81	H	UC Davis	62 75	110	N	Kansas	63 71
5	H	Oregon	64 79	32	H	Oregon St.	35 52					140	A	Washington	79 76
13	A	Gonzaga	53 76	40	H	Utah	68 72					142	H	Colorado	74 48
17	H	Arizona St.	46 61	42	A	Southern California	73 81					143	A	CSUN	52 65
				43	A	UCLA	56 83					204	H	Utah St.	61 72
				47	H	Saint Mary's (CA)	64 70					229	N	Jacksonville St.	64 51
LAST 12 Division I GAMES:															
				256	N	Wichita St.	85 59	5	H	Oregon	64 79				
				229	N	Jacksonville St.	64 51	4	A	Stanford	64 85				
				17	H	Arizona St.	46 61	30	A	California	63 77				
				42	A	Southern California	73 81	142	H	Colorado	74 48				
				43	A	UCLA	56 83	40	H	Utah	68 72				
				32	H	Oregon St.	35 52	5	A	Oregon	58 98				

Non-Div I Games:

Washington St.

■ Loss,
 ■ Non-Conf,
 ■ S Site,
 ■ H Home
 ■ A Away
 N Neutral

West Virginia

Through Games Of Feb. 8, 2019

Average RPI Win:	182	WON-LOST	WINNING	LAST 10	STRENGTH OF	OPP. STRENGTH	TEAM	ADJ.	CONF.	ADJ CONF.
Average RPI Loss:	24	RECORD	PCT. RANK	GAMES	SCHEDULE	OF SCHEDULE	RPI	RPI	RPI	RPI
DIV. I ONLY	16- 5	47	1- 0	142	25	66	66	3	3	
DIV. I NON-CONF.	9- 2	43	1- 0	340	90	186	186	3	3	
TOTALS	RPI 1-25	RPI 26-50	W-L RECORDS	RPI 51-100	RPI 101-150	RPI 150+				
16- 5	1- 2	1- 3	OVERALL	2- 0	4- 0	8- 0				
12- 2	1- 0	0- 2	HOME	2- 0	3- 0	6- 0				
3- 2	0- 1	1- 1	AWAY	0- 0	1- 0	1- 0				
1- 1	0- 1	0- 0	NEUTRAL	0- 0	0- 0	1- 0				
9- 2	0- 1	0- 1	NON-CONFERENCE	0- 0	2- 0	7- 0				
7- 1	0- 0	0- 1	HOME	0- 0	1- 0	6- 0				
1- 0	0- 0	0- 0	AWAY	0- 0	1- 0	0- 0				
1- 1	0- 1	0- 0	NEUTRAL	0- 0	0- 0	1- 0				
7- 3	1- 1	1- 2	CONFERENCE	2- 0	2- 0	1- 0				
5- 1	1- 0	0- 1	HOME	2- 0	2- 0	0- 0				
2- 2	0- 1	1- 1	AWAY	0- 0	0- 0	1- 0				
0- 0	0- 0	0- 0	NEUTRAL	0- 0	0- 0	0- 0				

RPI 1-25				RPI 26-50				RPI 51-100				RPI 101+			
RPI	S	Opponent	Score	RPI	S	Opponent	Score	RPI	S	Opponent	Score	RPI	S	Opponent	Score
2	A	Baylor	47 79	29	H	Missouri	51 68	54	H	Kansas St.	60 30	110	H	Kansas	71 50
11	H	Iowa St.	73 64	31	A	Texas	64 58	87	H	Oklahoma St.	67 58	112	H	Towson	90 43
12	N	Iowa	81 84	31	H	Texas	58 70					129	A	Pittsburgh	77 43
				48	A	TCU	48 62					147	H	Texas Tech	68 65
												151	A	Oklahoma	66 55
												222	H	Niagara	84 32
												302	H	Bryant	94 48
												303	H	Morgan St.	72 37
												310	H	NJIT	95 50
												315	H	Coppin St.	78 37
												317	H	Eastern Ky.	78 29
												317	N	Eastern Ky.	81 39
LAST 12 Division I GAMES:															
317	N	Eastern Ky.	81 39	11	H	Iowa St.	73 64								
110	H	Kansas	71 50	151	A	Oklahoma	66 55								
31	A	Texas	64 58	87	H	Oklahoma St.	67 58								
54	H	Kansas St.	60 30	31	H	Texas	58 70								
147	H	Texas Tech	68 65	48	A	TCU	48 62								
2	A	Baylor	47 79	222	H	Niagara	84 32								

Non-Div I Games:

West Virginia

■ Loss,
■ Non-Conf, S Site,
■ Home
■ Away
N Neutral

Average RPI Win:	304	WON-LOST	WINNING	LAST 10	STRENGTH OF	OPP. STRENGTH	TEAM	ADJ.	CONF.	ADJ CONF.
Average RPI Loss:	208	RECORD	PCT. RANK	GAMES	SCHEDULE	OF SCHEDULE	RPI	RPI	RPI	RPI
DIV. I ONLY	2- 19	341	0- 1	228	339	336	336	26	26	
DIV. I NON-CONF.	2- 11	316	0- 0	172	344	310	310	24	24	
TOTALS	RPI 1-25	RPI 26-50	W-L RECORDS	RPI 51-100	RPI 101-150	RPI 150+				
2- 19	0- 0	0- 2	OVERALL	0- 0	0- 3	2- 14				
1- 7	0- 0	0- 0	HOME	0- 0	0- 0	1- 7				
1- 11	0- 0	0- 2	AWAY	0- 0	0- 2	1- 7				
0- 1	0- 0	0- 0	NEUTRAL	0- 0	0- 1	0- 0				
2- 11	0- 0	0- 2	NON-CONFERENCE	0- 0	0- 2	2- 7				
1- 4	0- 0	0- 0	HOME	0- 0	0- 0	1- 4				
1- 6	0- 0	0- 2	AWAY	0- 0	0- 1	1- 3				
0- 1	0- 0	0- 0	NEUTRAL	0- 0	0- 1	0- 0				
0- 8	0- 0	0- 0	CONFERENCE	0- 0	0- 1	0- 7				
0- 3	0- 0	0- 0	HOME	0- 0	0- 0	0- 3				
0- 5	0- 0	0- 0	AWAY	0- 0	0- 1	0- 4				
0- 0	0- 0	0- 0	NEUTRAL	0- 0	0- 0	0- 0				

RPI 1-25				RPI 26-50				RPI 51-100				RPI 101+				Team's RPI: 336	
RPI	S	Opponent	Score	RPI	S	Opponent	Score	RPI	S	Opponent	Score	RPI	S	Opponent	Score		
				26	A	Kentucky	39 99					130	A	Chattanooga	58 72		
				50	A	Georgia Tech	49 84					144	N	North Ala.	66 89		
												150	A	Tennessee Tech	58 77		
												152	H	Mercer	67 69		
												189	A	Coastal Caro.	59 77		
												195	A	UNC Asheville	49 74		
												231	H	N.C. A&T	51 69		
												233	A	Furman	55 65		
												233	H	Furman	28 53		
												251	H	Campbell	37 63		
												252	A	ETSU	80 88		
												257	H	Gardner-Webb	52 62		
												262	H	Samford	42 75		
												270	A	Winthrop	65 57		
												289	A	Wofford	65 91		
												291	H	South Carolina St.	39 54		
												309	A	UNC Greensboro	59 71		
												310	A	NJIT	71 79		
												337	H	USC Upstate	68 64		
LAST 12 Division I GAMES:																	
				233	H	Furman	28 53					233	A	Furman	55 65		
				252	A	ETSU	80 88					289	A	Wofford	65 91		
				130	A	Chattanooga	58 72					257	H	Gardner-Webb	52 62		
				309	A	UNC Greensboro	59 71					291	H	South Carolina St.	39 54		
				262	H	Samford	42 75					270	A	Winthrop	65 57		
				152	H	Mercer	67 69					26	A	Kentucky	39 99		

Non-Div I Games: North Greenville 71 44 Young Harris 63 54

Western Caro.

Loss, Non-Conf, S Site, H Home A Away N Neutral

Average RPI Win:	270	WON-LOST	WINNING	LAST 10	STRENGTH OF	OPP. STRENGTH	TEAM	ADJ.	CONF.	ADJ CONF.
Average RPI Loss:	131	RECORD	PCT. RANK	GAMES	SCHEDULE	OF SCHEDULE	RPI	RPI	RPI	RPI
DIV. I ONLY	9- 13	226	1- 0	203	218	223	223	18	18	
DIV. I NON-CONF.	2- 9	297	0- 0	92	170	256	256	18	18	
TOTALS	RPI 1-25	RPI 26-50	W-L RECORDS	RPI 51-100	RPI 101-150	RPI 150+				
9- 13	0- 1	0- 5	OVERALL	0- 1	0- 1	9- 5				
6- 3	0- 1	0- 2	HOME	0- 0	0- 0	6- 0				
2- 7	0- 0	0- 3	AWAY	0- 0	0- 1	2- 3				
1- 3	0- 0	0- 0	NEUTRAL	0- 1	0- 0	1- 2				
2- 9	0- 1	0- 3	NON-CONFERENCE	0- 1	0- 1	2- 3				
1- 2	0- 1	0- 1	HOME	0- 0	0- 0	1- 0				
0- 4	0- 0	0- 2	AWAY	0- 0	0- 1	0- 1				
1- 3	0- 0	0- 0	NEUTRAL	0- 1	0- 0	1- 2				
7- 4	0- 0	0- 2	CONFERENCE	0- 0	0- 0	7- 2				
5- 1	0- 0	0- 1	HOME	0- 0	0- 0	5- 0				
2- 3	0- 0	0- 1	AWAY	0- 0	0- 0	2- 2				
0- 0	0- 0	0- 0	NEUTRAL	0- 0	0- 0	0- 0				

RPI 1-25				RPI 26-50				RPI 51-100				RPI 101+ Team's RPI: 223			
RPI	S	Opponent	Score	RPI	S	Opponent	Score	RPI	S	Opponent	Score	RPI	S	Opponent	Score
22	H	Drake	71 98	27	H	South Dakota St.	84 93	98	N	Northern Ill.	61 86	145	A	Bradley	68 82
				29	H	Missouri	64 89					170	H	Denver	87 78
				37	A	South Dakota	49 92					179	A	Oral Roberts	64 68
				44	A	Purdue	60 81					199	A	Southeast Mo. St.	71 81
				45	A	Butler	51 92					230	A	North Dakota	92 80
												230	H	North Dakota	111 90
												233	N	Furman	85 78
												269	N	UTEP	72 84
												275	H	Austin Peay	77 72
												286	N	Eastern Ill.	62 64
												308	H	Omaha	78 70
												319	A	North Dakota St.	60 68
												319	H	North Dakota St.	82 70
												334	A	Purdue Fort Wayne	90 61
												334	H	Purdue Fort Wayne	73 59
LAST 12 Division I GAMES:															
334	A	Purdue Fort Wayne	90 61	230	A	North Dakota	92 80								
319	H	North Dakota St.	82 70	319	A	North Dakota St.	60 68								
230	H	North Dakota	111 90	179	A	Oral Roberts	64 68								
37	A	South Dakota	49 92	170	H	Denver	87 78								
334	H	Purdue Fort Wayne	73 59	27	H	South Dakota St.	84 93								
308	H	Omaha	78 70	233	N	Furman	85 78								

Non-Div I Games: MacMurray 136 39 William Woods 81 73

Western Ill.

Average RPI Win:	214	WON-LOST	WINNING	LAST 10	STRENGTH OF	OPP. STRENGTH	TEAM	ADJ.	CONF.	ADJ CONF.
Average RPI Loss:	63	RECORD	PCT. RANK	GAMES	SCHEDULE	OF SCHEDULE	RPI	RPI	RPI	RPI
DIV. I ONLY	12- 10	145	0- 1	93	50	121	121	14	14	
DIV. I NON-CONF.	4- 8	241	0- 1	30	3	129	129	19	19	
TOTALS	RPI 1-25	RPI 26-50	W-L RECORDS	RPI 51-100	RPI 101-150	RPI 150+				
12- 10	0- 5	0- 2	OVERALL	2- 0	0- 0	10- 3				
6- 5	0- 2	0- 1	HOME	1- 0	0- 0	5- 2				
5- 3	0- 2	0- 0	AWAY	1- 0	0- 0	4- 1				
1- 2	0- 1	0- 1	NEUTRAL	0- 0	0- 0	1- 0				
4- 8	0- 5	0- 1	NON-CONFERENCE	1- 0	0- 0	3- 2				
2- 3	0- 2	0- 0	HOME	0- 0	0- 0	2- 1				
1- 3	0- 2	0- 0	AWAY	1- 0	0- 0	0- 1				
1- 2	0- 1	0- 1	NEUTRAL	0- 0	0- 0	1- 0				
8- 2	0- 0	0- 1	CONFERENCE	1- 0	0- 0	7- 1				
4- 2	0- 0	0- 1	HOME	1- 0	0- 0	3- 1				
4- 0	0- 0	0- 0	AWAY	0- 0	0- 0	4- 0				
0- 0	0- 0	0- 0	NEUTRAL	0- 0	0- 0	0- 0				

RPI 1-25				RPI 26-50				RPI 51-100				RPI 101+ Team's RPI: 121			
RPI	S	Opponent	Score	RPI	S	Opponent	Score	RPI	S	Opponent	Score	RPI	S	Opponent	Score
1	A	Notre Dame	53 94	32	N	Oregon St.	60 74	70	A	Little Rock	68 56	151	A	Oklahoma	83 90
3	H	Louisville	80 102	34	H	Rice	46 68	74	H	Old Dominion	75 60	154	H	Louisiana Tech	81 76
12	H	Iowa	67 104									162	H	Southern Ill.	83 76
13	N	Gonzaga	55 76									167	H	Charlotte	76 58
23	A	Central Mich.	90 108									176	H	Ball St.	83 86
												186	H	Southern Miss.	56 69
												218	H	Marshall	85 55
												252	N	ETSU	82 68
												269	A	UTEP	64 61
												287	A	UTSA	81 62
												294	A	Fla. Atlantic	81 50
												303	H	Morgan St.	90 43
												316	A	FIU	94 82
LAST 12 Division I GAMES:															
13	N	Gonzaga	55 76	186	H	Southern Miss.	56 69								
252	N	ETSU	82 68	294	A	Fla. Atlantic	81 50								
34	H	Rice	46 68	316	A	FIU	94 82								
269	A	UTEP	64 61	218	H	Marshall	85 55								
287	A	UTSA	81 62	74	H	Old Dominion	75 60								
154	H	Louisiana Tech	81 76	167	H	Charlotte	76 58								

Non-Div I Games: Union (TN) 77 65 Bellarmine 95 57

Western Ky.

Loss, Non-Conf, S Site, H Home A Away N Neutral

Average RPI Win:	291	WON-LOST	WINNING	LAST 10	STRENGTH OF	OPP. STRENGTH	TEAM	ADJ.	CONF.	ADJ CONF.
Average RPI Loss:	133	RECORD	PCT. RANK	GAMES	SCHEDULE	OF SCHEDULE	RPI	RPI	RPI	RPI
DIV. I ONLY	7- 11	238	0- 1	317	144	281	281	7	7	
DIV. I NON-CONF.	5- 5	162	0- 0	350	272	328	328	8	8	
TOTALS	RPI 1-25	RPI 26-50	W-L RECORDS	RPI 51-100	RPI 101-150	RPI 150+				
7- 11	0- 1	0- 0	OVERALL	0- 4	0- 1	7- 5				
2- 7	0- 1	0- 0	HOME	0- 3	0- 1	2- 2				
4- 3	0- 0	0- 0	AWAY	0- 1	0- 0	4- 2				
1- 1	0- 0	0- 0	NEUTRAL	0- 0	0- 0	1- 1				
5- 5	0- 0	0- 0	NON-CONFERENCE	0- 1	0- 0	5- 4				
2- 3	0- 0	0- 0	HOME	0- 1	0- 0	2- 2				
2- 1	0- 0	0- 0	AWAY	0- 0	0- 0	2- 1				
1- 1	0- 0	0- 0	NEUTRAL	0- 0	0- 0	1- 1				
2- 6	0- 1	0- 0	CONFERENCE	0- 3	0- 1	2- 1				
0- 4	0- 1	0- 0	HOME	0- 2	0- 1	0- 0				
2- 2	0- 0	0- 0	AWAY	0- 1	0- 0	2- 1				
0- 0	0- 0	0- 0	NEUTRAL	0- 0	0- 0	0- 0				

RPI 1-25				RPI 26-50				RPI 51-100				RPI 101+ Team's RPI: 281			
RPI	S	Opponent	Score	RPI	S	Opponent	Score	RPI	S	Opponent	Score	RPI	S	Opponent	Score
24	H	Buffalo	59 61					55	H	Miami (OH)	62 81	141	H	Akron	59 72
								60	H	Michigan	42 79	163	H	New Mexico St.	54 66
								84	A	Kent St.	51 55	176	A	Ball St.	65 62
								86	H	Toledo	57 80	183	A	Eastern Mich.	61 64
												196	A	Ole Miss	66 69
												230	N	North Dakota	50 62
												237	A	Bowling Green	84 82
												246	H	Loyola Chicago	53 64
												294	A	Fla. Atlantic	69 59
												317	H	Eastern Ky.	64 53
												330	A	Detroit Mercy	54 44
												334	H	Purdue Fort Wayne	69 61
												349	N	Florida A&M	69 50
LAST 12 Division I GAMES:															
84	A	Kent St.	51 55	141	H	Akron	59 72								
55	H	Miami (OH)	62 81	237	A	Bowling Green	84 82								
176	A	Ball St.	65 62	349	N	Florida A&M	69 50								
24	H	Buffalo	59 61	230	N	North Dakota	50 62								
86	H	Toledo	57 80	294	A	Fla. Atlantic	69 59								
183	A	Eastern Mich.	61 64	330	A	Detroit Mercy	54 44								

Non-Div I Games: Saginaw Valley 75 51

Western Mich.

■ Loss,
 ■ Non-Conf,
 ■ S Site,
 ■ H Home
 ■ A Away
 N Neutral

Average RPI Win:	221	WON-LOST	WINNING	LAST 10	STRENGTH OF	OPP. STRENGTH	TEAM	ADJ.	CONF.	ADJ CONF.
Average RPI Loss:	141	RECORD	PCT. RANK	GAMES	SCHEDULE	OF SCHEDULE	RPI	RPI	RPI	RPI
DIV. I ONLY	10- 12	193	0- 1	237	150	256	256	9	9	
DIV. I NON-CONF.	7- 6	153	0- 1	239	209	252	252	9	9	
TOTALS	RPI 1-25	RPI 26-50	W-L RECORDS	RPI 51-100	RPI 101-150	RPI 150+				
10- 12	0- 0	0- 1	OVERALL	1- 2	1- 4	8- 5				
8- 6	0- 0	0- 0	HOME	1- 1	0- 3	7- 2				
2- 3	0- 0	0- 0	AWAY	0- 0	1- 0	1- 3				
0- 3	0- 0	0- 1	NEUTRAL	0- 1	0- 1	0- 0				
7- 6	0- 0	0- 1	NON-CONFERENCE	1- 2	0- 3	6- 0				
7- 3	0- 0	0- 0	HOME	1- 1	0- 2	6- 0				
0- 0	0- 0	0- 0	AWAY	0- 0	0- 0	0- 0				
0- 3	0- 0	0- 1	NEUTRAL	0- 1	0- 1	0- 0				
3- 6	0- 0	0- 0	CONFERENCE	0- 0	1- 1	2- 5				
1- 3	0- 0	0- 0	HOME	0- 0	0- 1	1- 2				
2- 3	0- 0	0- 0	AWAY	0- 0	1- 0	1- 3				
0- 0	0- 0	0- 0	NEUTRAL	0- 0	0- 0	0- 0				

RPI S	Opponent	Score	RPI S	Opponent	Score	RPI S	Opponent	Score	RPI S	Opponent	Score	Team's RPI: 256
			37 N	South Dakota	64 73	58 H	Missouri St.	63 60	109 H	Houston	58 66	
						80 N	Northwestern	43 65	120 H	Creighton	71 83	
						87 H	Oklahoma St.	47 60	132 N	Washington St.	59 85	
									136 A	Tulane	62 44	
									150 H	Tennessee Tech	45 55	
									154 H	Louisiana Tech	70 56	
									157 A	Tulsa	49 63	
									178 H	Temple	40 65	
									201 H	Sam Houston St.	63 55	
									203 H	Grambling	70 61	
									207 A	East Carolina	56 78	
									207 H	East Carolina	57 47	
									211 A	SMU	50 78	
									225 A	Memphis	57 48	
									225 H	Memphis	50 71	
									335 H	Houston Baptist	68 50	
									346 H	Ark.-Pine Bluff	76 39	
									348 H	Savannah St.	66 50	
LAST 12 Division I GAMES:												
			132 N	Washington St.	59 85	211 A	SMU	50 78				
			225 A	Memphis	57 48	225 H	Memphis	50 71				
			178 H	Temple	40 65	207 A	East Carolina	56 78				
			207 H	East Carolina	57 47	157 A	Tulsa	49 63				
			136 A	Tulane	62 44	348 H	Savannah St.	66 50				
			109 H	Houston	58 66	80 N	Northwestern	43 65				

Non-Div I Games:

Wichita St.

William & Mary

Through Games Of Feb. 8, 2019

Average RPI Win: 223	WON-LOST	WINNING	LAST 10	STRENGTH OF	OPP. STRENGTH	TEAM	ADJ.	CONF.	ADJ CONF.
Average RPI Loss: 137	RECORD	PCT. RANK	GAMES	SCHEDULE	OF SCHEDULE	RPI	RPI	RPI	RPI
DIV. I ONLY	11- 10	151	0- 1	182	203	165	165	10	10
DIV. I NON-CONF.	7- 4	109	0- 0	191	297	127	127	10	10
TOTALS	RPI 1-25	RPI 26-50	W-L RECORDS	RPI 51-100	RPI 101-150	RPI 150+			
11- 10	0- 0	0- 1	OVERALL	0- 3	2- 3	9- 3			
6- 4	0- 0	0- 0	HOME	0- 1	1- 1	5- 2			
5- 6	0- 0	0- 1	AWAY	0- 2	1- 2	4- 1			
0- 0	0- 0	0- 0	NEUTRAL	0- 0	0- 0	0- 0			
7- 4	0- 0	0- 0	NON-CONFERENCE	0- 1	0- 3	7- 0			
4- 1	0- 0	0- 0	HOME	0- 0	0- 1	4- 0			
3- 3	0- 0	0- 0	AWAY	0- 1	0- 2	3- 0			
0- 0	0- 0	0- 0	NEUTRAL	0- 0	0- 0	0- 0			
4- 6	0- 0	0- 1	CONFERENCE	0- 2	2- 0	2- 3			
2- 3	0- 0	0- 0	HOME	0- 1	1- 0	1- 2			
2- 3	0- 0	0- 1	AWAY	0- 1	1- 0	1- 1			
0- 0	0- 0	0- 0	NEUTRAL	0- 0	0- 0	0- 0			

RPI S	Opponent	Score	RPI S	Opponent	Score	RPI S	Opponent	Score	RPI S	Opponent	Score	Team's RPI: 165
33	A James Madison	48 65	74	A Old Dominion	69 83	105	A Hartford	45 50				
			83	H Drexel	58 62	112	A Towson	80 69				
			89	A Northeastern	74 88	113	H VCU	55 72				
						119	H UNCW	70 64				
						149	A Davidson	65 76				
						155	H Delaware	59 70				
						194	H George Washington	73 59				
						198	H Elon	65 60				
						207	H East Carolina	63 43				
						221	H Howard	88 75				
						254	A Hofstra	60 55				
						260	H Richmond	65 55				
						273	A Norfolk St.	55 44				
						282	A Col. of Charleston	77 79				
						282	H Col. of Charleston	54 66				
						300	A Loyola Maryland	65 49				
						312	A Fairfield	60 54				
LAST 12 Division I GAMES:												
282	A Col. of Charleston	77 79	282	H Col. of Charleston	54 66							
83	H Drexel	58 62	119	H UNCW	70 64							
155	H Delaware	59 70	89	A Northeastern	74 88							
112	A Towson	80 69	254	A Hofstra	60 55							
33	A James Madison	48 65	194	H George Washington	73 59							
198	H Elon	65 60	273	A Norfolk St.	55 44							

Non-Div I Games:

William & Mary

Loss, Non-Conf, S Site, H Home A Away N Neutral

Average RPI Win:	290	WON-LOST	WINNING	LAST 10	STRENGTH OF	OPP. STRENGTH	TEAM	ADJ.	CONF.	ADJ CONF.
Average RPI Loss:	198	RECORD	PCT. RANK	GAMES	SCHEDULE	OF SCHEDULE	RPI	RPI	RPI	RPI
DIV. I ONLY	9- 11	199	0- 1	327	328	270	270	28	28	
DIV. I NON-CONF.	4- 6	212	0- 0	321	319	280	280	29	29	
TOTALS	RPI 1-25	RPI 26-50	W-L RECORDS	RPI 51-100	RPI 101-150	RPI 150+				
9- 11	0- 0	0- 1	OVERALL	0- 0	0- 3	9- 7				
5- 3	0- 0	0- 0	HOME	0- 0	0- 0	5- 3				
4- 8	0- 0	0- 1	AWAY	0- 0	0- 3	4- 4				
0- 0	0- 0	0- 0	NEUTRAL	0- 0	0- 0	0- 0				
4- 6	0- 0	0- 1	NON-CONFERENCE	0- 0	0- 1	4- 4				
2- 1	0- 0	0- 0	HOME	0- 0	0- 0	2- 1				
2- 5	0- 0	0- 1	AWAY	0- 0	0- 1	2- 3				
0- 0	0- 0	0- 0	NEUTRAL	0- 0	0- 0	0- 0				
5- 5	0- 0	0- 0	CONFERENCE	0- 0	0- 2	5- 3				
3- 2	0- 0	0- 0	HOME	0- 0	0- 0	3- 2				
2- 3	0- 0	0- 0	AWAY	0- 0	0- 2	2- 1				
0- 0	0- 0	0- 0	NEUTRAL	0- 0	0- 0	0- 0				

RPI 1-25				RPI 26-50				RPI 51-100				RPI 101+ Team's RPI: 270			
RPI	S	Opponent	Score	RPI	S	Opponent	Score	RPI	S	Opponent	Score	RPI	S	Opponent	Score
				33	A	James Madison	39 56					103	A	Georgia	39 85
												114	A	Radford	49 70
												125	A	High Point	54 56
												180	A	Wisconsin	41 76
												192	H	Hampton	63 84
												195	A	UNC Asheville	36 70
												198	H	Elon	58 57
												251	A	Campbell	59 46
												257	A	Gardner-Webb	64 62
												279	A	Ga. Southern	55 64
												282	A	Col. of Charleston	71 64
												289	A	Wofford	53 70
												291	A	South Carolina St.	58 50
												314	H	Charleston So.	57 52
												331	H	Presbyterian	55 52
												336	H	Western Caro.	57 65
												337	H	USC Upstate	50 76
												342	H	Longwood	77 69
												343	H	N.C. Central	66 41
LAST 12 Division I GAMES:															
				195	A	UNC Asheville	36 70					114	A	Radford	49 70
				125	A	High Point	54 56					337	H	USC Upstate	50 76
				331	H	Presbyterian	55 52					314	H	Charleston So.	57 52
				192	H	Hampton	63 84					342	H	Longwood	77 69
				257	A	Gardner-Webb	64 62					336	H	Western Caro.	57 65
				251	A	Campbell	59 46					279	A	Ga. Southern	55 64

Non-Div I Games: Newberry

63 67

Winthrop

Average RPI Win:	215	WON-LOST	WINNING	LAST 10	STRENGTH OF	OPP. STRENGTH	TEAM	ADJ.	CONF.	ADJ CONF.
Average RPI Loss:	75	RECORD	PCT. RANK	GAMES	SCHEDULE	OF SCHEDULE	RPI	RPI	RPI	RPI
DIV. I ONLY	11- 12	173	0- 1	147	83	180	180	4	4	
DIV. I NON-CONF.	9- 3	61	0- 0	306	202	169	169	6	6	
TOTALS	RPI 1-25	RPI 26-50	W-L RECORDS	RPI 51-100	RPI 101-150	RPI 150+				
11- 12	0- 2	1- 1	OVERALL	0- 5	3- 4	7- 0				
8- 5	0- 0	1- 1	HOME	0- 2	2- 2	5- 0				
1- 6	0- 2	0- 0	AWAY	0- 2	0- 2	1- 0				
2- 1	0- 0	0- 0	NEUTRAL	0- 1	1- 0	1- 0				
9- 3	0- 0	0- 0	NON-CONFERENCE	0- 3	2- 0	7- 0				
6- 1	0- 0	0- 0	HOME	0- 1	1- 0	5- 0				
1- 1	0- 0	0- 0	AWAY	0- 1	0- 0	1- 0				
2- 1	0- 0	0- 0	NEUTRAL	0- 1	1- 0	1- 0				
2- 9	0- 2	1- 1	CONFERENCE	0- 2	1- 4	0- 0				
2- 4	0- 0	1- 1	HOME	0- 1	1- 2	0- 0				
0- 5	0- 2	0- 0	AWAY	0- 1	0- 2	0- 0				
0- 0	0- 0	0- 0	NEUTRAL	0- 0	0- 0	0- 0				

RPI S	Opponent	Score	RPI S	Opponent	Score	RPI S	Opponent	Score	RPI S	Opponent	Score	Team's RPI: 180
12	A Iowa	53 71	38	H Indiana	68 75	60	H Michigan	70 76	104	H Nebraska	70 69	
19	A Maryland	57 75	44	H Purdue	76 69	63	H Duke	53 60	117	A Minnesota	56 74	
						72	A Green Bay	46 55	117	H Minnesota	50 78	
						73	N Arkansas	68 69	123	A Penn St.	64 71	
						80	A Northwestern	46 72	123	H Penn St.	59 65	
									124	H IUPUI	65 64	
									129	N Pittsburgh	57 42	
									187	A Milwaukee	68 57	
									218	H Marshall	67 49	
									270	H Winthrop	76 41	
									290	N Tennessee St.	58 53	
									319	H North Dakota St.	64 53	
									338	H Evansville	96 60	
									347	H Chicago St.	85 38	
LAST 12 Division I GAMES:												
60	H Michigan	70 76	38	H Indiana	68 75							
19	A Maryland	57 75	12	A Iowa	53 71							
104	H Nebraska	70 69	123	A Penn St.	64 71							
123	H Penn St.	59 65	44	H Purdue	76 69							
80	A Northwestern	46 72	117	A Minnesota	56 74							
117	H Minnesota	50 78	338	H Evansville	96 60							

Non-Div I Games:

Wisconsin

 Loss,
 Non-Conf,
S Site,
 Home
 Away
N Neutral

Average RPI Win: 292	WON-LOST	WINNING	LAST 10	STRENGTH OF	OPP. STRENGTH	TEAM	ADJ.	CONF.	ADJ CONF.
Average RPI Loss: 195	RECORD	PCT. RANK	GAMES	SCHEDULE	OF SCHEDULE	RPI	RPI	RPI	RPI
DIV. I ONLY	8- 12	230	0- 1	342	255	289	289	26	26
DIV. I NON-CONF.	5- 7	206	0- 0	310	274	249	249	24	24
TOTALS	RPI 1-25	RPI 26-50	W-L RECORDS	RPI 51-100	RPI 101-150	RPI 150+			
8- 12	0- 0	0- 2	OVERALL	0- 0	0- 2	8- 8			
6- 1	0- 0	0- 0	HOME	0- 0	0- 0	6- 1			
2- 11	0- 0	0- 2	AWAY	0- 0	0- 2	2- 7			
0- 0	0- 0	0- 0	NEUTRAL	0- 0	0- 0	0- 0			
5- 7	0- 0	0- 2	NON-CONFERENCE	0- 0	0- 1	5- 4			
3- 0	0- 0	0- 0	HOME	0- 0	0- 0	3- 0			
2- 7	0- 0	0- 2	AWAY	0- 0	0- 1	2- 4			
0- 0	0- 0	0- 0	NEUTRAL	0- 0	0- 0	0- 0			
3- 5	0- 0	0- 0	CONFERENCE	0- 0	0- 1	3- 4			
3- 1	0- 0	0- 0	HOME	0- 0	0- 0	3- 1			
0- 4	0- 0	0- 0	AWAY	0- 0	0- 1	0- 3			
0- 0	0- 0	0- 0	NEUTRAL	0- 0	0- 0	0- 0			

RPI 1-25				RPI 26-50				RPI 51-100				RPI 101+				Team's RPI: 289	
RPI	S	Opponent	Score	RPI	S	Opponent	Score	RPI	S	Opponent	Score	RPI	S	Opponent	Score		
				46	A	Clemson	77 85					130	A	Chattanooga	82 89		
				50	A	Georgia Tech	40 81					134	A	Appalachian St.	70 94		
												152	H	Mercer	79 81		
												167	A	Charlotte	63 85		
												195	A	UNC Asheville	46 60		
												233	A	Furman	50 63		
												252	A	ETSU	79 92		
												257	H	Gardner-Webb	59 53		
												262	H	Samford	71 62		
												270	H	Winthrop	70 53		
												279	A	Ga. Southern	81 65		
												282	H	Col. of Charleston	78 58		
												309	A	UNC Greensboro	61 77		
												309	H	UNC Greensboro	93 66		
												331	A	Presbyterian	50 61		
												336	H	Western Caro.	91 65		
												342	A	Longwood	101 72		
												343	A	N.C. Central	59 66		
LAST 12 Division I GAMES:																	
				309	A	UNC Greensboro	61 77			309	H	UNC Greensboro	93 66				
				262	H	Samford	71 62			336	H	Western Caro.	91 65				
				152	H	Mercer	79 81			50	A	Georgia Tech	40 81				
				233	A	Furman	50 63			134	A	Appalachian St.	70 94				
				252	A	ETSU	79 92			343	A	N.C. Central	59 66				
				130	A	Chattanooga	82 89			342	A	Longwood	101 72				

Non-Div I Games: Warren Wilson 107 30 Southern Wesleyan 110 47 Brevard 106 52

Wofford

Average RPI Win: 214	WON-LOST	WINNING	LAST 10	STRENGTH OF	OPP. STRENGTH	TEAM	ADJ.	CONF.	ADJ CONF.
Average RPI Loss: 134	RECORD	PCT. RANK	GAMES	SCHEDULE	OF SCHEDULE	RPI	RPI	RPI	RPI
DIV. I ONLY	18- 5	33	1- 0	216	197	78	78	20	20
DIV. I NON-CONF.	7- 4	109	0- 0	118	186	70	70	17	17
TOTALS	RPI 1-25	RPI 26-50	W-L RECORDS	RPI 51-100	RPI 101-150	RPI 150+			
18- 5	0- 1	0- 0	OVERALL	3- 1	3- 1	12- 2			
7- 1	0- 0	0- 0	HOME	2- 1	1- 0	4- 0			
7- 4	0- 1	0- 0	AWAY	0- 0	1- 1	6- 2			
4- 0	0- 0	0- 0	NEUTRAL	1- 0	1- 0	2- 0			
7- 4	0- 1	0- 0	NON-CONFERENCE	2- 1	1- 0	4- 2			
1- 1	0- 0	0- 0	HOME	1- 1	0- 0	0- 0			
2- 3	0- 1	0- 0	AWAY	0- 0	0- 0	2- 2			
4- 0	0- 0	0- 0	NEUTRAL	1- 0	1- 0	2- 0			
11- 1	0- 0	0- 0	CONFERENCE	1- 0	2- 1	8- 0			
6- 0	0- 0	0- 0	HOME	1- 0	1- 0	4- 0			
5- 1	0- 0	0- 0	AWAY	0- 0	1- 1	4- 0			
0- 0	0- 0	0- 0	NEUTRAL	0- 0	0- 0	0- 0			

RPI 1-25			RPI 26-50			RPI 51-100 Team's RPI: 78			RPI 101+		
RPI	S	Opponent	Score	RPI	S	Opponent	Score	RPI	S	Opponent	Score
25	A	Michigan St.	68 84					71	H	Belmont	63 79
								72	H	Green Bay	85 67
								83	N	Drexel	71 63
								84	H	Kent St.	61 55
								124	A	IUPUI	78 75
								124	H	IUPUI	66 59
								131	A	Youngstown St.	68 83
								147	N	Marist	76 60
								167	A	Charlotte	85 88
								187	A	Milwaukee	73 69
								187	H	Milwaukee	61 57
								209	A	UNLV	68 52
								212	N	Stetson	57 44
								254	N	Hofstra	93 64
								268	A	Cleveland St.	70 65
								276	A	CSU Bakersfield	74 76
								277	A	Northern Ky.	61 55
								306	H	Oakland	69 58
								313	A	Manhattan	60 44
								330	H	Detroit Mercy	78 59
								333	A	UIC	79 46
								333	H	UIC	72 47
LAST 12 Division I GAMES:											
187	A	Milwaukee	73 69	131	A	Youngstown St.	68 83				
124	H	IUPUI	66 59	277	A	Northern Ky.	61 55				
333	H	UIC	72 47	187	H	Milwaukee	61 57				
330	H	Detroit Mercy	78 59	72	H	Green Bay	85 67				
306	H	Oakland	69 58	333	A	UIC	79 46				
268	A	Cleveland St.	70 65	124	A	IUPUI	78 75				

Non-Div I Games: Kentucky St. 83 53

Wright St.

■ Loss,
 ■ Non-Conf,
 ■ S Site,
 ■ H Home
 ■ A Away
 N Neutral

Average RPI Win:	162	WON-LOST	WINNING	LAST 10	STRENGTH OF	OPP. STRENGTH	TEAM	ADJ.	CONF.	ADJ CONF.
Average RPI Loss:	87	RECORD	PCT. RANK	GAMES	SCHEDULE	OF SCHEDULE	RPI	RPI	RPI	RPI
DIV. I ONLY	11- 5	80	1- 0	58	129	51	51	15	15	
DIV. I NON-CONF.	5- 2	82	0- 0	28	46	22	22	13	13	
TOTALS	RPI 1-25	RPI 26-50	W-L RECORDS	RPI 51-100	RPI 101-150	RPI 150+				
11- 5	0- 0	1- 1	OVERALL	2- 3	2- 0	6- 1				
8- 1	0- 0	1- 0	HOME	2- 1	1- 0	4- 0				
2- 4	0- 0	0- 1	AWAY	0- 2	1- 0	1- 1				
1- 0	0- 0	0- 0	NEUTRAL	0- 0	0- 0	1- 0				
5- 2	0- 0	1- 1	NON-CONFERENCE	1- 1	1- 0	2- 0				
4- 0	0- 0	1- 0	HOME	1- 0	1- 0	1- 0				
0- 2	0- 0	0- 1	AWAY	0- 1	0- 0	0- 0				
1- 0	0- 0	0- 0	NEUTRAL	0- 0	0- 0	1- 0				
6- 3	0- 0	0- 0	CONFERENCE	1- 2	1- 0	4- 1				
4- 1	0- 0	0- 0	HOME	1- 1	0- 0	3- 0				
2- 2	0- 0	0- 0	AWAY	0- 1	1- 0	1- 1				
0- 0	0- 0	0- 0	NEUTRAL	0- 0	0- 0	0- 0				

RPI 1-25				RPI 26-50				RPI 51-100				Team's RPI: 51				RPI 101+			
RPI	S	Opponent	Score	RPI	S	Opponent	Score	RPI	S	Opponent	Score	RPI	S	Opponent	Score	RPI	S	Opponent	Score
				27	H	South Dakota St.	77 70	52	H	New Mexico	75 78	115	A	Fresno St.	63 56				
				47	A	Saint Mary's (CA)	84 90	57	A	Boise St.	64 72	138	H	Montana St.	66 58				
								57	H	Boise St.	64 52	170	H	Denver	78 74				
								77	A	Pacific	64 70	182	N	North Texas	53 49				
								93	H	Idaho	64 61	204	A	Utah St.	42 50				
												209	H	UNLV	90 62				
												217	H	San Diego St.	87 45				
												249	H	Air Force	80 60				
												329	A	San Jose St.	70 56				
LAST 12 Division I GAMES:																			
				249	H	Air Force	80 60	217	H	San Diego St.	87 45								
				115	A	Fresno St.	63 56	209	H	UNLV	90 62								
				57	H	Boise St.	64 52	57	A	Boise St.	64 72								
				329	A	San Jose St.	70 56	27	H	South Dakota St.	77 70								
				52	H	New Mexico	75 78	93	H	Idaho	64 61								
				204	A	Utah St.	42 50	170	H	Denver	78 74								

Non-Div I Games: Chadron St. 80 33 UC-Colo. Springs 98 37

Wyoming

Loss, Non-Conf, S Site, H Home A Away N Neutral

Average RPI Win:	220	WON-LOST	WINNING	LAST 10	STRENGTH OF	OPP. STRENGTH	TEAM	ADJ.	CONF.	ADJ CONF.
Average RPI Loss:	77	RECORD	PCT. RANK	GAMES	SCHEDULE	OF SCHEDULE	RPI	RPI	RPI	RPI
DIV. I ONLY	11- 12	173	0- 1	115	102	169	169	6	6	
DIV. I NON-CONF.	9- 2	43	0- 0	282	308	138	138	4	4	
TOTALS	RPI 1-25	RPI 26-50	W-L RECORDS	RPI 51-100	RPI 101-150	RPI 150+				
11- 12	0- 1	0- 4	OVERALL	0- 3	5- 4	6- 0				
9- 5	0- 1	0- 2	HOME	0- 0	3- 2	6- 0				
2- 7	0- 0	0- 2	AWAY	0- 3	2- 2	0- 0				
0- 0	0- 0	0- 0	NEUTRAL	0- 0	0- 0	0- 0				
9- 2	0- 0	0- 0	NON-CONFERENCE	0- 1	3- 1	6- 0				
8- 1	0- 0	0- 0	HOME	0- 0	2- 1	6- 0				
1- 1	0- 0	0- 0	AWAY	0- 1	1- 0	0- 0				
0- 0	0- 0	0- 0	NEUTRAL	0- 0	0- 0	0- 0				
2- 10	0- 1	0- 4	CONFERENCE	0- 2	2- 3	0- 0				
1- 4	0- 1	0- 2	HOME	0- 0	1- 1	0- 0				
1- 6	0- 0	0- 2	AWAY	0- 2	1- 2	0- 0				
0- 0	0- 0	0- 0	NEUTRAL	0- 0	0- 0	0- 0				

RPI 1-25				RPI 26-50				RPI 51-100				RPI 101+ Team's RPI: 169			
RPI	S	Opponent	Score	RPI	S	Opponent	Score	RPI	S	Opponent	Score	RPI	S	Opponent	Score
9	H	Marquette	44 90	35	H	DePaul	71 73	88	A	Cincinnati	61 79	107	A	Wake Forest	62 50
				41	A	Villanova	71 75	90	A	Georgetown	61 68	111	A	Seton Hall	80 76
				45	A	Butler	38 63	96	A	Providence	58 71	111	H	Seton Hall	63 62
				45	H	Butler	41 63					117	H	Minnesota	53 78
												118	A	St. John's (NY)	41 70
												118	H	St. John's (NY)	57 76
												120	A	Creighton	62 66
												144	H	North Ala.	94 81
												150	H	Tennessee Tech	70 60
												236	H	Alabama St.	87 58
												237	H	Bowling Green	65 49
												312	H	Fairfield	48 35
												318	H	New Orleans	61 45
												345	H	Delaware St.	80 59
												347	H	Chicago St.	91 57
LAST 12 Division I GAMES:															
45	A	Butler	38 63	120	A	Creighton	62 66								
118	A	St. John's (NY)	41 70	45	H	Butler	41 63								
111	A	Seton Hall	80 76	111	H	Seton Hall	63 62								
35	H	DePaul	71 73	118	H	St. John's (NY)	57 76								
9	H	Marquette	44 90	41	A	Villanova	71 75								
96	A	Providence	58 71	90	A	Georgetown	61 68								

Non-Div I Games:

Xavier

Y
a
l
e

Y
a
l
e

Yale

Average RPI Win:	239	WON-LOST	WINNING	LAST 10	STRENGTH OF	OPP. STRENGTH	TEAM	ADJ.	CONF.	ADJ CONF.
Average RPI Loss:	99	RECORD	PCT. RANK	GAMES	SCHEDULE	OF SCHEDULE	RPI	RPI	RPI	RPI
DIV. I ONLY	15- 6	64	0- 1	258	208	131	131	20	20	
DIV. I NON-CONF.	6- 3	91	0- 0	94	227	69	69	17	17	
TOTALS	RPI 1-25	RPI 26-50	W-L RECORDS	RPI 51-100	RPI 101-150	RPI 150+				
15- 6	0- 0	0- 1	OVERALL	1- 3	3- 1	11- 1				
11- 1	0- 0	0- 0	HOME	1- 1	2- 0	8- 0				
4- 5	0- 0	0- 1	AWAY	0- 2	1- 1	3- 1				
0- 0	0- 0	0- 0	NEUTRAL	0- 0	0- 0	0- 0				
6- 3	0- 0	0- 1	NON-CONFERENCE	0- 2	2- 0	4- 0				
4- 1	0- 0	0- 0	HOME	0- 1	1- 0	3- 0				
2- 2	0- 0	0- 1	AWAY	0- 1	1- 0	1- 0				
0- 0	0- 0	0- 0	NEUTRAL	0- 0	0- 0	0- 0				
9- 3	0- 0	0- 0	CONFERENCE	1- 1	1- 1	7- 1				
7- 0	0- 0	0- 0	HOME	1- 0	1- 0	5- 0				
2- 3	0- 0	0- 0	AWAY	0- 1	0- 1	2- 1				
0- 0	0- 0	0- 0	NEUTRAL	0- 0	0- 0	0- 0				

RPI S	Opponent	Score	RPI S	Opponent	Score	RPI S	Opponent	Score	RPI S	Opponent	Score	Team's RPI: 131
49	A Bucknell	68 73	72	A Green Bay	42 60	124	A IUPUI	44 64				
			76	H Yale	56 58	124	H IUPUI	70 52				
			78	H Wright St.	83 68	129	A Pittsburgh	64 55				
			84	A Kent St.	34 62	141	H Akron	72 61				
						187	A Milwaukee	68 71				
						210	H Saint Francis (PA)	80 56				
						215	H Robert Morris	69 59				
						246	H Loyola Chicago	74 63				
						268	H Cleveland St.	73 55				
						277	H Northern Ky.	77 66				
						285	A Canisius	62 36				
						306	A Oakland	69 55				
						306	H Oakland	76 61				
						330	A Detroit Mercy	85 59				
						330	H Detroit Mercy	91 45				
						333	H UIC	81 29				
LAST 12 Division I GAMES:												
124	A IUPUI	44 64	72	A Green Bay	42 60							
330	H Detroit Mercy	91 45	187	A Milwaukee	68 71							
306	H Oakland	76 61	124	H IUPUI	70 52							
268	H Cleveland St.	73 55	333	H UIC	81 29							
277	H Northern Ky.	77 66	306	A Oakland	69 55							
78	H Wright St.	83 68	330	A Detroit Mercy	85 59							

Non-Div I Games: Thiel 76 53 Carlow 90 31

Youngstown St.

Loss, Non-Conf, S Site, H Home A Away N Neutral