

Average RPI Win:	308
Average RPI Loss:	184

DIV. I ONLY	10- 8	140	7- 3	345	339	258	258	25	25
DIV. I NON-CONF.	3- 4	209	0- 0	265	348	255	255	25	25
TOTALS	RPI 1-25	RPI 26-50	W-L RECORDS	RPI 51-100	RPI 101-999	RPI 201+			
10- 8	0- 0	0- 0	OVERALL	0- 0	10- 8	10- 4			
5- 3	0- 0	0- 0	HOME	0- 0	5- 3	5- 0			
3- 5	0- 0	0- 0	AWAY	0- 0	3- 1	3- 1			
2- 0	0- 0	0- 0	NEUTRAL	0- 0	2- 0	2- 0			
3- 4	0- 0	0- 0	NON-CONFERENCE	0- 0	3- 4	3- 2			
1- 1	0- 0	0- 0	HOME	0- 0	1- 1	1- 0			
0- 3	0- 0	0- 0	AWAY	0- 0	0- 3	0- 2			
2- 0	0- 0	0- 0	NEUTRAL	0- 0	2- 0	2- 0			
7- 4	0- 0	0- 0	CONFERENCE	0- 0	7- 4	7- 2			
4- 2	0- 0	0- 0	HOME	0- 0	4- 2	4- 0			
3- 2	0- 0	0- 0	AWAY	0- 0	3- 2	3- 2			
0- 0	0- 0	0- 0	NEUTRAL	0- 0	0- 0	0- 0			

RPI 1-25				RPI 26-50				RPI 51-100				RPI 101+ Team's RPI: 258			
RPI	S	Opponent	Score	RPI	S	Opponent	Score	RPI	S	Opponent	Score	RPI	S	Opponent	Score
												108	H	Rice	56 67
												109	H	Lamar University	31 70
												124	A	UTEP	49 69
												129	H	Central Ark.	50 58
												216	A	Abilene Christian	59 61
												225	A	New Orleans	49 66
												240	A	New Mexico St.	61 70
												248	H	Nicholls St.	76 55
												262	N	Prairie View	72 62
												289	H	Southeastern La.	56 52
												315	A	Incarnate Word	62 58
												318	H	Houston Baptist	50 49
												320	A	Northwestern St.	62 56
												324	A	UTRGV	53 56
												324	H	UTRGV	71 41
												332	A	Sam Houston St.	67 57
												332	H	Sam Houston St.	62 48
												343	N	Florida A&M	58 55
LAST 12 Division I GAMES:															
				332	H	Sam Houston St.	62 48	225	A	New Orleans	49 66				
				315	A	Incarnate Word	62 58	332	A	Sam Houston St.	67 57				
				289	H	Southeastern La.	56 52	320	A	Northwestern St.	62 56				
				318	H	Houston Baptist	50 49	109	H	Lamar University	31 70				
				216	A	Abilene Christian	59 61	129	H	Central Ark.	50 58				
				248	H	Nicholls St.	76 55	108	H	Rice	56 67				

A&M-Corpus Christi

Average RPI Win:	279	WON-LOST	WINNING	LAST 10	STRENGTH OF	OPP. STRENGTH	TEAM	ADJ.	CONF.	ADJ CONF.
Average RPI Loss:	140	RECORD	PCT. RANK	GAMES	SCHEDULE	OF SCHEDULE	RPI	RPI	RPI	RPI

DIV. I ONLY	10- 8	140	6- 4	302	278	216	216	25	25
DIV. I NON-CONF.	2- 4	239	0- 0	157	138	234	234	25	25

TOTALS	RPI 1-25	RPI 26-50	W-L RECORDS	RPI 51-100	RPI 101-999	RPI 201+			
10- 8	0- 0	0- 1	OVERALL	0- 1	10- 6	9- 2			
7- 1	0- 0	0- 1	HOME	0- 0	7- 0	6- 0			
2- 6	0- 0	0- 0	AWAY	0- 1	2- 5	2- 2			
1- 1	0- 0	0- 0	NEUTRAL	0- 0	1- 1	1- 0			
2- 4	0- 0	0- 1	NON-CONFERENCE	0- 1	2- 2	1- 1			
1- 1	0- 0	0- 1	HOME	0- 0	1- 0	0- 0			
0- 2	0- 0	0- 0	AWAY	0- 1	0- 1	0- 1			
1- 1	0- 0	0- 0	NEUTRAL	0- 0	1- 1	1- 0			
8- 4	0- 0	0- 0	CONFERENCE	0- 0	8- 4	8- 1			
6- 0	0- 0	0- 0	HOME	0- 0	6- 0	6- 0			
2- 4	0- 0	0- 0	AWAY	0- 0	2- 4	2- 1			
0- 0	0- 0	0- 0	NEUTRAL	0- 0	0- 0	0- 0			

RPI 1-25	RPI 26-50	RPI 51-100	RPI 101+	Team's RPI: 216
RPI S Opponent Score	RPI S Opponent Score	RPI S Opponent Score	RPI S Opponent Score	
	38 H FGCU 55 94	92 A Arkansas 65 79	109 A Lamar University 71 77	
			127 A SFA 55 66	
			129 A Central Ark. 45 63	
			154 H Idaho 82 72	
			162 N Radford 65 71	
			212 A SMU 44 65	
			225 H New Orleans 80 70	
			248 A Nicholls St. 60 81	
			258 H A&M-Corpus Christi 61 59	
			261 A McNeese 80 75	
			289 H Southeastern La. 86 80	
			302 N Old Dominion 74 60	
			318 H Houston Baptist 80 68	
			320 H Northwestern St. 80 41	
			332 A Sam Houston St. 75 72	
			332 H Sam Houston St. 83 65	
LAST 12 Division I GAMES:				
248 A Nicholls St. 60 81	320 H Northwestern St. 80 41			
332 A Sam Houston St. 75 72	318 H Houston Baptist 80 68			
109 A Lamar University 71 77	289 H Southeastern La. 86 80			
258 H A&M-Corpus Christi 61 59	261 A McNeese 80 75			
129 A Central Ark. 45 63	332 H Sam Houston St. 83 65			
127 A SFA 55 66	225 H New Orleans 80 70			

Non-Div I Games: Schreiner 97 48 Southwest (NM) 91 47 Howard Payne 88 46 Midwestern St. 88 67 Abilene Christian

Average RPI Win:	277	WON-LOST	WINNING	LAST 10	STRENGTH OF	OPP. STRENGTH	TEAM	ADJ.	CONF.	ADJ CONF.
Average RPI Loss:	159	RECORD	PCT. RANK	GAMES	SCHEDULE	OF SCHEDULE	RPI	RPI	RPI	RPI
DIV. I ONLY	2- 19	337	2- 8	121	204	312	312	16	16	
DIV. I NON-CONF.	0- 10	337	0- 1	93	292	317	317	15	15	

TOTALS	RPI 1-25	RPI 26-50	W-L RECORDS	RPI 51-100	RPI 101-999	RPI 201+				
2- 19	0- 1	0- 0	OVERALL	0- 3	2- 15	2- 3				
2- 9	0- 1	0- 0	HOME	0- 1	2- 7	2- 1				
0- 10	0- 0	0- 0	AWAY	0- 2	0- 8	0- 2				
0- 0	0- 0	0- 0	NEUTRAL	0- 0	0- 0	0- 0				
0- 10	0- 1	0- 0	NON-CONFERENCE	0- 1	0- 8	0- 2				
0- 5	0- 1	0- 0	HOME	0- 0	0- 4	0- 0				
0- 5	0- 0	0- 0	AWAY	0- 1	0- 4	0- 2				
0- 0	0- 0	0- 0	NEUTRAL	0- 0	0- 0	0- 0				
2- 9	0- 0	0- 0	CONFERENCE	0- 2	2- 7	2- 1				
2- 4	0- 0	0- 0	HOME	0- 1	2- 3	2- 1				
0- 5	0- 0	0- 0	AWAY	0- 1	0- 4	0- 0				
0- 0	0- 0	0- 0	NEUTRAL	0- 0	0- 0	0- 0				

RPI 1-25				RPI 26-50				RPI 51-100				RPI 101+ Team's RPI: 312			
RPI	S	Opponent	Score	RPI	S	Opponent	Score	RPI	S	Opponent	Score	RPI	S	Opponent	Score
4	H	Louisville	50 62					81	H	New Mexico	59 88	121	A	Colorado St.	50 61
								83	A	Navy	64 71	121	H	Colorado St.	39 40
								91	A	UNLV	57 69	136	H	Colorado	43 68
												142	A	Fresno St.	48 64
												142	H	Fresno St.	58 64
												143	A	SIUE	40 76
												159	A	Weber St.	52 62
												174	A	Boise St.	46 49
												176	H	Army West Point	59 65
												185	A	Nevada	60 70
												186	H	Eastern Wash.	63 65
												190	H	Denver	54 75
												251	H	San Jose St.	74 75
												256	H	San Diego St.	61 51
												297	H	Utah St.	57 50
												299	A	FIU	69 70
												329	A	Utah Valley	56 59

LAST 12 Division I GAMES:															
121	A	Colorado St.	50 61	251	H	San Jose St.	74 75								
256	H	San Diego St.	61 51	91	A	UNLV	57 69								
142	A	Fresno St.	48 64	185	A	Nevada	60 70								
174	A	Boise St.	46 49	142	H	Fresno St.	58 64								
297	H	Utah St.	57 50	81	H	New Mexico	59 88								
121	H	Colorado St.	39 40	4	H	Louisville	50 62								

Non-Div I Games: Colo. Christian 66 68

Air Force

Loss,
Non-Conf, S Site,
H Home
A Away
N Neutral

Average RPI Win:	238	WON-LOST	WINNING	LAST 10	STRENGTH OF	OPP. STRENGTH	TEAM	ADJ.	CONF.	ADJ CONF.
Average RPI Loss:	76	RECORD	PCT. RANK	GAMES	SCHEDULE	OF SCHEDULE	RPI	RPI	RPI	RPI
DIV. I ONLY	6- 16	287	1- 9	45	111	222	222	7	7	
DIV. I NON-CONF.	5- 5	170	0- 0	91	247	172	172	8	8	

TOTALS	RPI 1-25	RPI 26-50	W-L RECORDS	RPI 51-100	RPI 101-999	RPI 201+				
6- 16	0- 2	0- 4	OVERALL	0- 5	6- 5	3- 0				
5- 8	0- 2	0- 3	HOME	0- 0	5- 3	3- 0				
0- 7	0- 0	0- 1	AWAY	0- 4	0- 2	0- 0				
1- 1	0- 0	0- 0	NEUTRAL	0- 1	1- 0	0- 0				
5- 5	0- 1	0- 1	NON-CONFERENCE	0- 2	5- 1	3- 0				
4- 2	0- 1	0- 1	HOME	0- 0	4- 0	3- 0				
0- 2	0- 0	0- 0	AWAY	0- 1	0- 1	0- 0				
1- 1	0- 0	0- 0	NEUTRAL	0- 1	1- 0	0- 0				
1- 11	0- 1	0- 3	CONFERENCE	0- 3	1- 4	0- 0				
1- 6	0- 1	0- 2	HOME	0- 0	1- 3	0- 0				
0- 5	0- 0	0- 1	AWAY	0- 3	0- 1	0- 0				
0- 0	0- 0	0- 0	NEUTRAL	0- 0	0- 0	0- 0				

RPI 1-25				RPI 26-50				RPI 51-100				RPI 101+				Team's RPI: 222
RPI	S	Opponent	Score	RPI	S	Opponent	Score	RPI	S	Opponent	Score	RPI	S	Opponent	Score	
14	H	Maryland	54 75	27	H	Central Mich.	86 95	55	A	Duquesne	60 66	107	A	Western Mich.	60 76	
21	H	Buffalo	66 89	38	H	FGCU	63 82	63	A	Tol edo	54 60	107	H	Western Mich.	51 59	
				43	A	Ball St.	65 97	69	N	Harvard	63 76	126	H	Northern Ill.	61 84	
				43	H	Ball St.	61 74	78	A	Ohio	67 70	133	A	Bucknell	52 63	
								89	A	Mi ami (OH)	67 75	135	H	Kent St.	75 60	
												143	N	SIUE	59 58	
												195	H	Bowling Green	64 66	
												200	H	Youngstown St.	75 58	
												289	H	Southeastern La.	66 54	
												322	H	Eastern Ky.	62 45	
												341	H	Winthrop	69 43	

LAST 12 Division I GAMES:																
126	H	Northern Ill.	61 84	89	A	Mi ami (OH)	67 75	195	H	Bowling Green	64 66	43	H	Ball St.	61 74	
107	A	Western Mich.	60 76	43	H	Ball St.	61 74	78	A	Ohio	67 70	51	H	Western Mich.	51 59	
43	A	Ball St.	65 97	75	60			63	A	Tol edo	54 60	27	H	Central Mich.	86 95	
135	H	Kent St.	75 60	51	59			21	H	Buffalo	66 89					

Non-Div I Games: Ohio Christian 93 33

Akron

■ Loss,
 ■ Non-Conf, S Site,
 ■ Home
 ■ Away
 N Neutral

Average RPI Win:	194	WON-LOST	WINNING	LAST 10	STRENGTH OF	OPP. STRENGTH	TEAM	ADJ.	CONF.	ADJ CONF.
Average RPI Loss:	50	RECORD	PCT. RANK	GAMES	SCHEDULE	OF SCHEDULE	RPI	RPI	RPI	RPI
DIV. I ONLY	14- 10	122	4- 6	84	80	105	105	2	2	
DIV. I NON-CONF.	10- 3	51	1- 0	192	289	87	87	2	2	

TOTALS	RPI 1-25	RPI 26-50	W-L RECORDS	RPI 51-100	RPI 101-999	RPI 201+				
14- 10	0- 5	1- 0	OVERALL	3- 4	10- 1	7- 0				
10- 4	0- 3	1- 0	HOME	2- 1	7- 0	5- 0				
4- 4	0- 1	0- 0	AWAY	1- 2	3- 1	2- 0				
0- 2	0- 1	0- 0	NEUTRAL	0- 1	0- 0	0- 0				
10- 3	0- 1	0- 0	NON-CONFERENCE	2- 2	8- 0	7- 0				
8- 0	0- 0	0- 0	HOME	2- 0	6- 0	5- 0				
2- 1	0- 0	0- 0	AWAY	0- 1	2- 0	2- 0				
0- 2	0- 1	0- 0	NEUTRAL	0- 1	0- 0	0- 0				
4- 7	0- 4	1- 0	CONFERENCE	1- 2	2- 1	0- 0				
2- 4	0- 3	1- 0	HOME	0- 1	1- 0	0- 0				
2- 3	0- 1	0- 0	AWAY	1- 1	1- 1	0- 0				
0- 0	0- 0	0- 0	NEUTRAL	0- 0	0- 0	0- 0				

RPI 1-25				RPI 26-50				RPI 51-100				RPI 101+ Team's RPI: 105			
RPI	S	Opponent	Score	RPI	S	Opponent	Score	RPI	S	Opponent	Score	RPI	S	Opponent	Score
3	A	Mississippi St.	61 75	26	H	LSU	65 51	62	A	TCU	67 88	106	A	Kentucky	54 79
15	H	Texas A&M	54 73					68	N	Elon	55 60	120	H	Missouri St.	65 61
17	H	South Carolina	66 79					87	H	Utah	65 60	123	H	Vanderbilt	77 75
19	H	Missouri	56 62					92	A	Arkansas	83 76	170	A	Florida	63 54
22	N	NC State	49 68					92	H	Arkansas	66 74	212	H	SMU	59 44
								93	A	Auburn	60 69	244	H	Grambling	73 49
								98	H	Jacksonville	75 60	264	A	Lipscomb	73 51
												298	H	Murray St.	68 47
												308	H	Alabama A&M	90 32
												325	A	Ga. Southern	84 36
												343	H	Florida A&M	91 55

LAST 12 Division I GAMES:															
17	H	South Carolina	66 79	3	A	Mississippi St.	61 75								
92	H	Arkansas	66 74	26	H	LSU	65 51								
93	A	Auburn	60 69	92	A	Arkansas	83 76								
106	A	Kentucky	54 79	170	A	Florida	63 54								
123	H	Vanderbilt	77 75	19	H	Missouri	56 62								
15	H	Texas A&M	54 73	343	H	Florida A&M	91 55								

Non-Div I Games:

Alabama

Loss,
Non-Conf, S Site, H Home
A Away
N Neutral

Average RPI Win:	323	WON-LOST	WINNING	LAST 10	STRENGTH OF	OPP. STRENGTH	TEAM	ADJ.	CONF.	ADJ CONF.
Average RPI Loss:	222	RECORD	PCT. RANK	GAMES	SCHEDULE	OF SCHEDULE	RPI	RPI	RPI	RPI
DIV. I ONLY	9- 13	224	4- 6	347	345	308	308	32	32	
DIV. I NON-CONF.	5- 6	187	0- 1	309	338	247	247	32	32	

TOTALS	RPI 1-25	RPI 26-50	W-L RECORDS	RPI 51-100	RPI 101-999	RPI 201+				
9- 13	0- 0	0- 0	OVERALL	0- 1	9- 12	9- 9				
4- 3	0- 0	0- 0	HOME	0- 0	4- 3	4- 3				
5- 9	0- 0	0- 0	AWAY	0- 0	5- 6	5- 6				
0- 1	0- 0	0- 0	NEUTRAL	0- 0	0- 1	0- 0				
5- 6	0- 0	0- 0	NON-CONFERENCE	0- 1	5- 5	5- 3				
2- 1	0- 0	0- 0	HOME	0- 0	2- 1	2- 1				
3- 4	0- 0	0- 0	AWAY	0- 1	3- 3	3- 2				
0- 1	0- 0	0- 0	NEUTRAL	0- 0	0- 1	0- 0				
4- 7	0- 0	0- 0	CONFERENCE	0- 0	4- 7	4- 6				
2- 2	0- 0	0- 0	HOME	0- 0	2- 2	2- 2				
2- 5	0- 0	0- 0	AWAY	0- 0	2- 5	2- 4				
0- 0	0- 0	0- 0	NEUTRAL	0- 0	0- 0	0- 0				

RPI 1-25				RPI 26-50				RPI 51-100				RPI 101+				Team's RPI: 308	
RPI	S	Opponent	Score	RPI	S	Opponent	Score	RPI	S	Opponent	Score	RPI	S	Opponent	Score		
								71	A	UAB	58	85	105	A	Alabama	32	90
												158	N	Hartford	47	56	
												168	A	Southern U.	62	77	
												202	A	Jacksonville St.	33	49	
												239	H	Austin Peay	52	55	
												244	A	Grambling	49	78	
												250	H	Texas Southern	49	55	
												262	H	Prairie View	48	55	
												264	A	Lipscomb	50	66	
												276	A	Alcorn	52	57	
												289	A	Southeastern La.	76	74	
												298	H	Murray St.	71	54	
												299	A	FIU	58	51	
												306	A	Jackson St.	43	59	
												317	A	Alabama St.	78	69	
												333	A	Tennessee St.	77	75	
												337	A	Ark. -Pine Bluff	48	57	
												337	H	Ark. -Pine Bluff	52	49	
												342	A	Mississippi Val.	57	49	
												342	H	Mississippi Val.	65	48	
												348	H	Evansville	70	56	
LAST 12 Division I GAMES:																	
342	A	Mississippi Val.	57	49	317	A	Alabama St.	78	69								
337	A	Ark. -Pine Bluff	48	57	342	H	Mississippi Val.	65	48								
262	H	Prairie View	48	55	337	H	Ark. -Pine Bluff	52	49								
250	H	Texas Southern	49	55	306	A	Jackson St.	43	59								
168	A	Southern U.	62	77	244	A	Grambling	49	78								
276	A	Alcorn	52	57	264	A	Lipscomb	50	66								

Non-Div I Games:

Alabama A&M

■ Loss,
 ■ Non-Conf, S Site,
 ■ Home
 ■ Away
 N Neutral

Average RPI Win:	325	WON-LOST	WINNING	LAST 10	STRENGTH OF	OPP. STRENGTH	TEAM	ADJ.	CONF.	ADJ CONF.
Average RPI Loss:	174	RECORD	PCT. RANK	GAMES	SCHEDULE	OF SCHEDULE	RPI	RPI	RPI	RPI
DIV. I ONLY	5- 16	300	4- 6	270	329	317	317	32	32	
DIV. I NON-CONF.	1- 9	318	0- 0	26	181	248	248	32	32	

TOTALS	RPI 1-25	RPI 26-50	W-L RECORDS	RPI 51-100	RPI 101-999	RPI 201+				
5- 16	0- 2	0- 1	OVERALL	0- 1	5- 12	5- 6				
4- 4	0- 0	0- 0	HOME	0- 0	4- 4	4- 2				
1- 11	0- 2	0- 1	AWAY	0- 1	1- 7	1- 4				
0- 1	0- 0	0- 0	NEUTRAL	0- 0	0- 1	0- 0				
1- 9	0- 2	0- 1	NON-CONFERENCE	0- 1	1- 5	1- 0				
1- 2	0- 0	0- 0	HOME	0- 0	1- 2	1- 0				
0- 6	0- 2	0- 1	AWAY	0- 1	0- 2	0- 0				
0- 1	0- 0	0- 0	NEUTRAL	0- 0	0- 1	0- 0				
4- 7	0- 0	0- 0	CONFERENCE	0- 0	4- 7	4- 6				
3- 2	0- 0	0- 0	HOME	0- 0	3- 2	3- 2				
1- 5	0- 0	0- 0	AWAY	0- 0	1- 5	1- 4				
0- 0	0- 0	0- 0	NEUTRAL	0- 0	0- 0	0- 0				

RPI 1-25				RPI 26-50				RPI 51-100				RPI 101+ Team's RPI: 317			
RPI	S	Opponent	Score	RPI	S	Opponent	Score	RPI	S	Opponent	Score	RPI	S	Opponent	Score
10	A	Tennessee	51 104	42	A	Miami (FL)	31 79	71	A	UAB	44 61	110	H	South Ala.	47 59
17	A	South Carolina	31 99									127	N	SFA	50 77
												164	A	Southern Miss.	35 72
												167	A	Samford	39 58
												168	A	Southern U.	58 66
												181	H	Troy	63 93
												244	A	Grambling	71 93
												250	H	Texas Southern	39 71
												262	H	Prairie View	70 68
												276	A	Alcorn	41 73
												306	A	Jackson St.	61 70
												308	H	Alabama A&M	69 78
												337	A	Ark. -Pine Bluff	53 55
												337	H	Ark. -Pine Bluff	63 54
												340	H	Savannah St.	81 61
												342	A	Mississippi Val.	70 62
												342	H	Mississippi Val.	76 41

LAST 12 Division I GAMES:															
337	A	Ark. -Pine Bluff	53 55	308	H	Alabama A&M	69 78								
342	A	Mississippi Val.	70 62	337	H	Ark. -Pine Bluff	63 54								
250	H	Texas Southern	39 71	342	H	Mississippi Val.	76 41								
262	H	Prairie View	70 68	244	A	Grambling	71 93								
276	A	Alcorn	41 73	306	A	Jackson St.	61 70								
168	A	Southern U.	58 66	71	A	UAB	44 61								

Non-Div I Games: Mobile 61 50

Alabama St.

■ Loss,
 ■ Non-Conf,
 ■ S Site,
 ■ Home
 ■ Away
 N Neutral

Average RPI Win:	220	WON-LOST	WINNING	LAST 10	STRENGTH OF	OPP. STRENGTH	TEAM	ADJ.	CONF.	ADJ CONF.
Average RPI Loss:	136	RECORD	PCT. RANK	GAMES	SCHEDULE	OF SCHEDULE	RPI	RPI	RPI	RPI
DIV. I ONLY	20- 5	28	8- 2	240	225	80	80	20	20	
DIV. I NON-CONF.	11- 2	22	0- 0	197	169	54	54	24	24	

TOTALS	RPI 1-25	RPI 26-50	W-L RECORDS	RPI 51-100	RPI 101-999	RPI 201+				
20- 5	0- 1	0- 0	OVERALL	2- 1	18- 3	12- 1				
10- 1	0- 0	0- 0	HOME	2- 1	8- 0	5- 0				
8- 4	0- 1	0- 0	AWAY	0- 0	8- 3	7- 1				
2- 0	0- 0	0- 0	NEUTRAL	0- 0	2- 0	0- 0				
11- 2	0- 1	0- 0	NON-CONFERENCE	1- 1	10- 0	6- 0				
4- 1	0- 0	0- 0	HOME	1- 1	3- 0	2- 0				
5- 1	0- 1	0- 0	AWAY	0- 0	5- 0	4- 0				
2- 0	0- 0	0- 0	NEUTRAL	0- 0	2- 0	0- 0				
9- 3	0- 0	0- 0	CONFERENCE	1- 0	8- 3	6- 1				
6- 0	0- 0	0- 0	HOME	1- 0	5- 0	3- 0				
3- 3	0- 0	0- 0	AWAY	0- 0	3- 3	3- 1				
0- 0	0- 0	0- 0	NEUTRAL	0- 0	0- 0	0- 0				

RPI	S	Opponent	Score	RPI	S	Opponent	Score	RPI	S	Opponent	Score	RPI	S	Opponent	Score
14	A	Maryland	58 91					59	H	St. John's (NY)	66 71	111	H	Dartmouth	76 61
								67	H	Maine	68 54	126	N	Northern Ill.	97 91
								74	H	Fordham	59 52	145	N	Southern Ill.	68 57
												152	H	Binghamton	63 46
												158	A	Hartford	55 70
												178	A	New Hampshire	68 74
												178	H	New Hampshire	66 53
												197	A	Siena	78 63
												211	A	Stony Brook	72 68
												211	H	Stony Brook	64 58
												233	A	Holy Cross	65 56
												243	H	St. Bonaventure	69 52
												252	A	Manhattan	62 56
												271	A	Vermont	57 62
												271	H	Vermont	67 55
												293	A	Central Conn. St.	72 60
												300	A	Monmouth	68 44
												323	H	Wagner	89 44
												326	A	UMBC	78 75
												347	A	UMass Lowell	61 52
												347	H	UMass Lowell	93 60
LAST 12 Division I GAMES:															
271	A	Vermont	57 62	347	A	UMass Lowell	61 52								
347	H	UMass Lowell	93 60	152	H	Binghamton	63 46								
178	A	New Hampshire	68 74	67	H	Maine	68 54								
211	H	Stony Brook	64 58	211	A	Stony Brook	72 68								
271	H	Vermont	67 55	178	H	New Hampshire	66 53								
326	A	UMBC	78 75	158	A	Hartford	55 70								

Non-Div I Games:

Albany (NY)

■ Loss,
 ■ Non-Conf,
 S Site,
 ■ Home
 ■ Away
 N Neutral

Average RPI Win: 309

Average RPI Loss: 203

WON-LOST
RECORDWINNING
PCT. RANKLAST 10
GAMESSTRENGTH OF
SCHEDULEOPP. STRENGTH
OF SCHEDULETEAM
RPIADJ.
RPICONF.
RPIADJ CONF.
RPIDIV. I ONLY
DIV. I NON-CONF.6- 13
1- 7273
3104- 6
0- 1286
125349
328276
265276
26532
3232
32

TOTALS

RPI 1-25

RPI 26-50

W-L RECORDS

RPI 51-100

RPI 101-999

RPI 201+

6- 13

0- 0

0- 0

OVERALL

0- 0

6- 13

6- 5

2- 2

0- 0

0- 0

HOME

0- 0

2- 2

2- 2

4- 9

0- 0

0- 0

AWAY

0- 0

4- 4

4- 2

0- 2

0- 0

0- 0

NEUTRAL

0- 0

0- 2

0- 0

1- 7

0- 0

0- 0

NON-CONFERENCE

0- 0

1- 7

1- 0

0- 0

0- 0

0- 0

HOME

0- 0

0- 0

0- 0

1- 5

0- 0

0- 0

AWAY

0- 0

1- 5

1- 0

0- 2

0- 0

0- 0

NEUTRAL

0- 0

0- 2

0- 0

5- 6

0- 0

0- 0

CONFERENCE

0- 0

5- 6

5- 5

2- 2

0- 0

0- 0

HOME

0- 0

2- 2

2- 2

3- 4

0- 0

0- 0

AWAY

0- 0

3- 4

3- 3

0- 0

0- 0

0- 0

NEUTRAL

0- 0

0- 0

0- 0

RPI 1-25

RPI 26-50

RPI 51-100

RPI 101+

Team's RPI: 276

RPI S Opponent Score

RPI S Opponent Score

RPI S Opponent Score

RPI S Opponent Score

127	N	SFA	79	83
129	A	Central Ark.	52	75
155	A	Louisiana	47	67
164	A	Southern Miss.	67	72
168	A	Southern U.	56	64
171	A	Wichita St.	46	87
173	A	Louisiana Tech	50	87
199	N	Oral Roberts	52	76
244	A	Grambling	51	68
244	H	Grambling	68	75
250	A	Texas Southern	57	91
262	A	Prairie View	73	72
289	A	Southeastern La.	84	77
306	A	Jackson St.	69	94
306	H	Jackson St.	51	74
308	H	Alabama A&M	57	52
317	H	Alabama St.	73	41
337	A	Ark. -Pine Bluff	80	77
342	A	Mississippi Val.	76	70

LAST 12 Division I GAMES:

244	A	Grambling	51	68	342	A	Mississippi Val.	76	70
306	A	Jackson St.	69	94	244	H	Grambling	68	75
168	A	Southern U.	56	64	306	H	Jackson St.	51	74
317	H	Alabama St.	73	41	250	A	Texas Southern	57	91
308	H	Alabama A&M	57	52	262	A	Prairie View	73	72
337	A	Ark. -Pine Bluff	80	77	173	A	Louisiana Tech	50	87

Non-Div I Games:

Tougaloo

76 64

Blue Mountain (MS) 76

35

LeMoyne-Owen

81 54

Alcorn

Loss, Non-Conf, S Site, H Home A Away N Neutral

Average RPI Win: 205	WON-LOST RECORD	WINNING PCT. RANK	LAST 10 GAMES	STRENGTH OF SCHEDULE	OPP. STRENGTH OF SCHEDULE	TEAM RPI	ADJ. RPI	CONF. RPI	ADJ. CONF. RPI
Average RPI Loss: 90									
DIV. I ONLY	19- 4	18	10- 0	223	145	65	65	15	15
DIV. I NON-CONF.	7- 4	102	0- 0	223	110	103	103	18	18

TOTALS	RPI 1-25	RPI 26-50	W-L RECORDS	RPI 51-100	RPI 101-999	RPI 201+			
19- 4	0- 1	0- 0	OVERALL	2- 1	17- 2	10- 0			
11- 0	0- 0	0- 0	HOME	2- 0	9- 0	4- 0			
8- 3	0- 0	0- 0	AWAY	0- 1	8- 2	6- 0			
0- 1	0- 1	0- 0	NEUTRAL	0- 0	0- 0	0- 0			
7- 4	0- 1	0- 0	NON-CONFERENCE	1- 1	6- 2	3- 0			
4- 0	0- 0	0- 0	HOME	1- 0	3- 0	1- 0			
3- 3	0- 0	0- 0	AWAY	0- 1	3- 2	2- 0			
0- 1	0- 1	0- 0	NEUTRAL	0- 0	0- 0	0- 0			
12- 0	0- 0	0- 0	CONFERENCE	1- 0	11- 0	7- 0			
7- 0	0- 0	0- 0	HOME	1- 0	6- 0	3- 0			
5- 0	0- 0	0- 0	AWAY	0- 0	5- 0	4- 0			
0- 0	0- 0	0- 0	NEUTRAL	0- 0	0- 0	0- 0			

American

American

RPI S	Opponent	Score	RPI S	Opponent	Score	RPI S	Opponent	Score	RPI S	Opponent	Score
25 N	Villanova	60 65				76 H	Penn St.	75 66	112 A	George Mason	53 71
						83 H	Navy	46 41	130 A	Delaware	56 72
						94 A	George Washington	44 61	133 H	Bucknell	68 58
									161 H	Lehigh	82 64
									176 A	Army West Point	64 46
									176 H	Army West Point	71 63
									182 A	Tulsa	72 67
									190 H	Denver	66 53
									200 H	Youngstown St.	78 72
									205 H	Boston U.	66 50
									223 A	Loyola Maryland	71 58
									223 H	Loyola Maryland	69 56
									224 H	La Salle	66 48
									233 A	Holy Cross	68 63
									245 A	Lafayette	74 67
									271 A	Vermont	64 62
									280 A	Colgate	77 55
									280 H	Colgate	67 44
									326 A	UMBC	61 48
LAST 12 Division I GAMES:											
223 H	Loyola Maryland	69 56	161 H	Lehigh	82 64	223 A	Loyola Maryland	71 58			
176 H	Army West Point	71 63	176 A	Army West Point	64 46	83 H	Navy	46 41			
280 H	Colgate	67 44	280 A	Colgate	77 55	280 H	Colgate	67 44			
233 A	Holy Cross	68 63	133 H	Bucknell	68 58						
245 A	Lafayette	74 67									
205 H	Boston U.	66 50									

Non-Div I Games:

American

Average RPI Win:	298	WON-LOST	WINNING	LAST 10	STRENGTH OF	OPP. STRENGTH	TEAM	ADJ.	CONF.	ADJ CONF.
Average RPI Loss:	147	RECORD	PCT. RANK	GAMES	SCHEDULE	OF SCHEDULE	RPI	RPI	RPI	RPI
DIV. I ONLY	6- 17	290	4- 6	191	243	269	269	23	23	
DIV. I NON-CONF.	2- 9	295	0- 0	180	207	266	266	23	23	

TOTALS	RPI 1-25	RPI 26-50	W-L RECORDS	RPI 51-100	RPI 101-999	RPI 201+				
6- 17	0- 0	0- 0	OVERALL	0- 3	6- 14	6- 2				
3- 7	0- 0	0- 0	HOME	0- 2	3- 5	3- 0				
3- 10	0- 0	0- 0	AWAY	0- 0	3- 5	3- 1				
0- 0	0- 0	0- 0	NEUTRAL	0- 0	0- 0	0- 0				
2- 9	0- 0	0- 0	NON-CONFERENCE	0- 3	2- 6	2- 2				
0- 4	0- 0	0- 0	HOME	0- 2	0- 2	0- 0				
2- 5	0- 0	0- 0	AWAY	0- 1	2- 4	2- 2				
0- 0	0- 0	0- 0	NEUTRAL	0- 0	0- 0	0- 0				
4- 8	0- 0	0- 0	CONFERENCE	0- 0	4- 8	4- 0				
3- 3	0- 0	0- 0	HOME	0- 0	3- 3	3- 0				
1- 5	0- 0	0- 0	AWAY	0- 0	1- 5	1- 0				
0- 0	0- 0	0- 0	NEUTRAL	0- 0	0- 0	0- 0				

RPI 1-25				RPI 26-50				RPI 51-100				RPI 101+ Team's RPI: 269			
RPI	S	Opponent	Score	RPI	S	Opponent	Score	RPI	S	Opponent	Score	RPI	S	Opponent	Score
								66	H	Georgia Tech	41 75	104	A	Wake Forest	49 78
								71	H	UAB	59 70	110	A	South Ala.	52 54
								100	A	North Carolina	43 56	113	H	Little Rock	40 52
												141	H	ETSU	57 70
												146	A	Texas St.	50 92
												146	H	Texas St.	54 69
												155	A	Louisiana	45 61
												157	H	Davidson	57 59
												162	A	Radford	40 61
												181	A	Troy	74 81
												194	A	UT Arlington	48 49
												194	H	UT Arlington	60 64
												215	H	Arkansas St.	68 66
												220	A	N. C. A&T	56 81
												247	A	UNC Asheville	60 69
												259	A	Col. of Charleston	76 70
												319	H	Georgia St.	77 62
												325	H	Ga. Southern	87 56
												335	A	Marshall	56 54
												336	A	La. -Monroe	71 67
LAST 12 Division I GAMES:															
				146	A	Texas St.	50 92	325	H	Ga. Southern	87 56				
				194	A	UT Arlington	48 49	319	H	Georgia St.	77 62				
				215	H	Arkansas St.	68 66	336	A	La. -Monroe	71 67				
				113	H	Little Rock	40 52	155	A	Louisiana	45 61				
				110	A	South Ala.	52 54	194	H	UT Arlington	60 64				
				181	A	Troy	74 81	146	H	Texas St.	54 69				

Non-Div I Games:

Appalachian St.

Average RPI	Win: 249	WON-LOST RECORD	WINNING PCT. RANK	LAST 10 GAMES	STRENGTH OF SCHEDULE	OPP. STRENGTH OF SCHEDULE	TEAM RPI	ADJ. RPI	CONF. RPI	ADJ CONF. RPI
Average RPI	Loss: 125									
DIV. I ONLY	6- 17	290	2- 8	237	71	283	283	4	4	
DIV. I NON-CONF.	4- 7	226	0- 0	343	280	340	340	3	3	

TOTALS	RPI 1-25	RPI 26-50	W-L RECORDS	RPI 51-100	RPI 101-999	RPI 201+				
6- 17	0- 3	0- 3	OVERALL	0- 4	6- 7	4- 5				
5- 7	0- 1	0- 1	HOME	0- 2	5- 3	3- 3				
1- 9	0- 2	0- 2	AWAY	0- 1	1- 4	1- 2				
0- 1	0- 0	0- 0	NEUTRAL	0- 1	0- 0	0- 0				
4- 7	0- 0	0- 0	NON-CONFERENCE	0- 1	4- 6	4- 5				
3- 3	0- 0	0- 0	HOME	0- 0	3- 3	3- 3				
1- 3	0- 0	0- 0	AWAY	0- 0	1- 3	1- 2				
0- 1	0- 0	0- 0	NEUTRAL	0- 1	0- 0	0- 0				
2- 10	0- 3	0- 3	CONFERENCE	0- 3	2- 1	0- 0				
2- 4	0- 1	0- 1	HOME	0- 2	2- 0	0- 0				
0- 6	0- 2	0- 2	AWAY	0- 1	0- 1	0- 0				
0- 0	0- 0	0- 0	NEUTRAL	0- 0	0- 0	0- 0				

RPI	S	Opponent	Score	RPI	S	Opponent	Score	RPI	S	Opponent	Score	RPI	S	Opponent	Score	Team's RPI: 283
9	A	Oregon	44 62	34	A	Cal i forni a	39 63	62	N	TCU	59 68	136	A	Col orado	60 79	
12	A	Stanford	42 79	34	H	Cal i forni a	51 53	82	H	Washing ton St.	60 78	136	H	Col orado	72 63	
12	H	Stanford	46 61	50	A	Oregon St.	48 88	87	A	Utah	55 89	137	A	Loyol a Marymount	70 84	
								87	H	Utah	56 80	172	H	Washing ton	72 70	
												214	A	CSUN	63 66	
												240	H	New Mexico St.	83 44	
												255	H	Hawai i	60 65	
												256	H	San Diego St.	67 78	
												297	A	Utah St.	65 49	
												311	H	Southern Utah	76 74	
												327	H	Long Beach St.	72 80	
												328	A	Northern Ari z.	66 84	
												338	H	Iona	71 58	

LAST 12 Di vi si on I GAMES:																
172	H	Washington	72 70	50	A	Oregon St.	48 88									
82	H	Washington St.	60 78	9	A	Oregon	44 62									
12	A	Stanford	42 79	34	H	Cal i forni a	51 53									
34	A	Cal i forni a	39 63	12	H	Stanford	46 61									
87	H	Utah	56 80	136	A	Col orado	60 79									
136	H	Col orado	72 63	87	A	Utah	55 89									

Non-Di v I Games:

Ari zona

Average RPI	Win:	140	WON-LOST	WINNING	LAST 10	STRENGTH OF	OPP. STRENGTH	TEAM	ADJ.	CONF.	ADJ CONF.
Average RPI	Loss:	26	RECORD	PCT. RANK	GAMES	SCHEDULE	OF SCHEDULE	RPI	RPI	RPI	RPI
DIV. I ONLY		17- 7		57	6- 4	43	9	31	31	4	4
DIV. I NON-CONF.		9- 3		61	0- 0	107	20	53	53	3	3

TOTALS	RPI 1-25		RPI 26-50		W-L RECORDS	RPI 51-100		RPI 101-999		RPI 201+	
17- 7	2- 5		2- 1		OVERALL	3- 1		10- 0		4- 0	
12- 1	2- 0		1- 0		HOME	2- 1		7- 0		4- 0	
4- 4	0- 3		1- 1		AWAY	1- 0		2- 0		0- 0	
1- 2	0- 2		0- 0		NEUTRAL	0- 0		1- 0		0- 0	
9- 3	1- 3		0- 0		NON-CONFERENCE	1- 0		7- 0		4- 0	
7- 0	1- 0		0- 0		HOME	1- 0		5- 0		4- 0	
1- 1	0- 1		0- 0		AWAY	0- 0		1- 0		0- 0	
1- 2	0- 2		0- 0		NEUTRAL	0- 0		1- 0		0- 0	
8- 4	1- 2		2- 1		CONFERENCE	2- 1		3- 0		0- 0	
5- 1	1- 0		1- 0		HOME	1- 1		2- 0		0- 0	
3- 3	0- 2		1- 1		AWAY	1- 0		1- 0		0- 0	
0- 0	0- 0		0- 0		NEUTRAL	0- 0		0- 0		0- 0	

RPI 1-25				RPI 26-50				Team's RPI: 31				RPI 51-100				RPI 101+			
RPI	S	Opponent	Score	RPI	S	Opponent	Score	RPI	S	Opponent	Score	RPI	S	Opponent	Score	RPI	S	Opponent	Score
3	N	Mississippi St.	57 65	34	A	Cal i forn i a	57 42	82	H	Washi ngton St.	77 51	136	A	Col orado	72 47				
6	A	Flori da St.	66 77	34	H	Cal i forn i a	80 71	87	A	Utah	83 81	136	H	Col orado	73 59				
9	A	Oregon	64 74	50	A	Oregon St.	54 57	87	H	Utah	56 58	142	A	Fresno St.	81 49				
12	A	Stanford	50 74					92	H	Arkansas	89 43	154	H	Idaho	77 33				
12	H	Stanford	73 66									172	H	Washi ngton	61 41				
13	N	Green Bay	48 61									189	N	Col umbi a	72 48				
21	H	Buffalo	76 57									235	H	UC Ri versi de	73 48				
												277	H	Sacramento St.	106 58				
												280	H	Col gate	65 54				
												291	H	UTSA	74 42				
LAST 12 Di vi si on I GAMES:																			
82	H	Washi ngton St.	77 51	9	A	Oregon	64 74												
172	H	Washi ngton	61 41	50	A	Oregon St.	54 57												
34	A	Cal i forn i a	57 42	12	H	Stanford	73 66												
12	A	Stanford	50 74	34	H	Cal i forn i a	80 71												
136	H	Col orado	73 59	87	A	Utah	83 81												
87	H	Utah	56 58	136	A	Col orado	72 47												

Non-Di v I Games:

Ari zona St.

Average RPI Win:	322	WON-LOST	WINNING	LAST 10	STRENGTH OF	OPP. STRENGTH	TEAM	ADJ.	CONF.	ADJ CONF.
Average RPI Loss:	211	RECORD	PCT. RANK	GAMES	SCHEDULE	OF SCHEDULE	RPI	RPI	RPI	RPI
DIV. I ONLY	3- 16	320	2- 8	312	327	337	337	32	32	
DIV. I NON-CONF.	0- 8	337	0- 1	154	96	329	329	32	32	

TOTALS	RPI 1-25	RPI 26-50	W-L RECORDS	RPI 51-100	RPI 101-999	RPI 201+				
3- 16	0- 1	0- 1	OVERALL	0- 1	3- 13	3- 11				
2- 4	0- 0	0- 0	HOME	0- 0	2- 4	2- 3				
1- 10	0- 0	0- 0	AWAY	0- 0	1- 0	1- 0				
0- 2	0- 0	0- 0	NEUTRAL	0- 0	0- 2	0- 2				
0- 8	0- 1	0- 1	NON-CONFERENCE	0- 1	0- 5	0- 4				
0- 0	0- 0	0- 0	HOME	0- 0	0- 0	0- 0				
0- 6	0- 1	0- 1	AWAY	0- 1	0- 3	0- 2				
0- 2	0- 0	0- 0	NEUTRAL	0- 0	0- 2	0- 2				
3- 8	0- 0	0- 0	CONFERENCE	0- 0	3- 8	3- 7				
2- 4	0- 0	0- 0	HOME	0- 0	2- 4	2- 3				
1- 4	0- 0	0- 0	AWAY	0- 0	1- 4	1- 4				
0- 0	0- 0	0- 0	NEUTRAL	0- 0	0- 0	0- 0				

RPI 1-25				RPI 26-50				RPI 51-100				RPI 101+				Team's RPI: 337
RPI	S	Opponent	Score	RPI	S	Opponent	Score	RPI	S	Opponent	Score	RPI	S	Opponent	Score	
20	A	Iowa	45 85	45	A	Dayton	43 81	58	A	Nebraska	52 73	168	H	Southern U.	52 71	
												182	A	Tulsa	37 87	
												219	N	Oakland	37 69	
												226	A	Texas Tech	47 74	
												239	A	Austin Peay	61 97	
												244	H	Grambling	57 66	
												250	A	Texas Southern	52 58	
												262	A	Prairie View	52 64	
												263	N	Towson	44 70	
												276	H	Alcorn	77 80	
												306	H	Jackson St.	54 60	
												308	A	Alabama A&M	49 52	
												308	H	Alabama A&M	57 48	
												317	A	Alabama St.	54 63	
												317	H	Alabama St.	55 53	
												342	A	Mississippi Val.	64 59	

LAST 12 Division I GAMES:																
317	H	Alabama St.	55 53	276	H	Alcorn	77 80									
308	H	Alabama A&M	57 48	168	H	Southern U.	52 71									
306	H	Jackson St.	54 60	317	A	Alabama St.	54 63									
244	H	Grambling	57 66	308	A	Alabama A&M	49 52									
250	A	Texas Southern	52 58	342	A	Mississippi Val.	64 59									
262	A	Prairie View	52 64	219	N	Oakland	37 69									

Non-Div I Games: Tougalo 71 51 Philander Smith 81 73

Ark. -Pine Bluff

Loss,
Non-Conf,
S Site,
H Home
A Away
N Neutral

Arkansas											
Average RPI		Win: 190	WON-LOST	WINNING	LAST 10	STRENGTH OF	OPP. STRENGTH	TEAM	ADJ.	CONF.	ADJ CONF.
Loss: 68			RECORD	PCT. RANK	GAMES	SCHEDULE	OF SCHEDULE	RPI	RPI	RPI	RPI
DIV. I	ONLY		12- 12	171	2- 8	41	78	92	92	2	2
DIV. I	NON-CONF.		9- 4	82	1- 0	139	206	76	76	2	2

TOTALS		RPI 1-25		RPI 26-50		W-L RECORDS		RPI 51-100	RPI 101-999	RPI 201+	
12- 12		0- 5		0- 1		OVERALL		1- 1	11- 5	4- 0	
8- 4		0- 1		0- 0		HOME		0- 0	8- 3	3- 0	
3- 8		0- 4		0- 1		AWAY		1- 1	2- 2	0- 0	
1- 0		0- 0		0- 0		NEUTRAL		0- 0	1- 0	1- 0	
9- 4		0- 0		0- 1		NON-CONFERENCE		0- 1	9- 2	4- 0	
7- 0		0- 0		0- 0		HOME		0- 0	7- 0	3- 0	
1- 4		0- 0		0- 1		AWAY		0- 1	1- 2	0- 0	
1- 0		0- 0		0- 0		NEUTRAL		0- 0	1- 0	1- 0	
3- 8		0- 5		0- 0		CONFERENCE		1- 0	2- 3	0- 0	
1- 4		0- 1		0- 0		HOME		0- 0	1- 3	0- 0	
2- 4		0- 4		0- 0		AWAY		1- 0	1- 0	0- 0	
0- 0		0- 0		0- 0		NEUTRAL		0- 0	0- 0	0- 0	

RPI 1-25				RPI 26-50				RPI 51-100				Team's RPI: 92				RPI 101+			
RPI	S	Opponent	Score	RPI	S	Opponent	Score	RPI	S	Opponent	Score	RPI	S	Opponent	Score	RPI	S	Opponent	Score
3	A	Mississippi St.	69 111	31	A	Arizona St.	43 89	58	A	Nebraska	69 80	105	A	Alabama	74 66				
10	H	Tennessee	85 90					93	A	Auburn	68 58	105	H	Alabama	76 83				
17	A	South Carolina	42 90									106	H	Kentucky	65 76				
19	A	Missouri	54 88									122	H	Ole Miss	73 72				
23	A	Georgia	65 78									124	A	UTEP	61 64				
												150	A	Kansas	60 71				
												167	H	Samford	84 63				
												170	H	Florida	51 65				
												180	H	Charlotte	73 72				
												182	H	Tulsa	67 41				
												194	H	UT Arlington	91 57				
												199	A	Oral Roberts	77 66				
												216	H	Abilene Christian	79 65				
												240	N	New Mexico St.	69 60				
												244	H	Grambling	79 62				
												332	H	Sam Houston St.	65 54				
LAST 12 Division I GAMES:																			
10	H	Tennessee	85 90	93	A	Auburn	68 58	23	A	Georgia	65 78	105	H	Alabama	76 83				
105	A	Alabama	74 66	105	H	Alabama	76 83	3	A	Mississippi St.	69 111	122	H	Ole Miss	73 72				
106	H	Kentucky	65 76	122	H	Ole Miss	73 72	244	H	Grambling	79 62								
17	A	South Carolina	42 90																
19	A	Missouri	54 88																
170	H	Florida	51 65																

Non-Div I Games:

Arkansas

Loss,
Non-Conf, S Site, H Home
A Away
N Neutral

Average RPI Win:	264	WON-LOST	WINNING	LAST 10	STRENGTH OF	OPP. STRENGTH	TEAM	ADJ.	CONF.	ADJ CONF.
Average RPI Loss:	135	RECORD	PCT. RANK	GAMES	SCHEDULE	OF SCHEDULE	RPI	RPI	RPI	RPI
DIV. I ONLY	12- 11	162	6- 4	291	177	215	215	23	23	
DIV. I NON-CONF.	5- 6	187	0- 0	155	88	161	161	23	23	

TOTALS	RPI 1-25	RPI 26-50	W-L RECORDS	RPI 51-100	RPI 101-999	RPI 201+				
12- 11	0- 0	0- 1	OVERALL	0- 2	12- 8	8- 1				
8- 3	0- 0	0- 0	HOME	0- 1	8- 2	5- 0				
4- 8	0- 0	0- 1	AWAY	0- 1	4- 6	3- 1				
0- 0	0- 0	0- 0	NEUTRAL	0- 0	0- 0	0- 0				
5- 6	0- 0	0- 1	NON-CONFERENCE	0- 2	5- 3	2- 0				
4- 1	0- 0	0- 0	HOME	0- 1	4- 0	2- 0				
1- 5	0- 0	0- 1	AWAY	0- 1	1- 3	0- 0				
0- 0	0- 0	0- 0	NEUTRAL	0- 0	0- 0	0- 0				
7- 5	0- 0	0- 0	CONFERENCE	0- 0	7- 5	6- 1				
4- 2	0- 0	0- 0	HOME	0- 0	4- 2	3- 0				
3- 3	0- 0	0- 0	AWAY	0- 0	3- 3	3- 1				
0- 0	0- 0	0- 0	NEUTRAL	0- 0	0- 0	0- 0				

RPI 1-25				RPI 26-50				RPI 51-100				RPI 101+				Team's RPI: 215
RPI	S	Opponent	Score	RPI	S	Opponent	Score	RPI	S	Opponent	Score	RPI	S	Opponent	Score	
				28	A	South Fla.	55 98	70	H	Belmont	52 83	113	A	Little Rock	43 53	
								73	A	Indiana	51 93	122	A	Ole Miss	48 74	
												124	H	UTEP	76 73	
												146	H	Texas St.	55 67	
												148	A	Pittsburgh	47 87	
												155	H	Louisiana	75 77	
												170	A	Florida	70 69	
												181	A	Troy	78 95	
												182	A	Tulsa	58 68	
												194	H	UT Arlington	85 80	
												201	H	UT Martin	84 73	
												244	H	Grambling	76 56	
												269	A	Appalachian St.	66 68	
												281	A	Coastal Caro.	70 63	
												319	A	Georgia St.	75 58	
												319	H	Georgia St.	76 63	
												325	A	Ga. Southern	71 62	
												325	H	Ga. Southern	69 48	
												333	H	Tennessee St.	68 62	
												336	H	La. -Monroe	76 62	
LAST 12 Division I GAMES:																
				181	A	Troy	78 95	194	H	UT Arlington	85 80					
				325	H	Ga. Southern	69 48	146	H	Texas St.	55 67					
				319	H	Georgia St.	76 63	319	A	Georgia St.	75 58					
				269	A	Appalachian St.	66 68	325	A	Ga. Southern	71 62					
				281	A	Coastal Caro.	70 63	155	H	Louisiana	75 77					
				113	A	Little Rock	43 53	336	H	La. -Monroe	76 62					

Non-Div I Games:

Arkansas St.

■ Loss,
 ■ Non-Conf,
 ■ S Site,
 ■ Home
 ■ Away
 N Neutral

Average RPI Win:	230	WON-LOST	WINNING	LAST 10	STRENGTH OF	OPP. STRENGTH	TEAM	ADJ.	CONF.	ADJ CONF.
Average RPI Loss:	150	RECORD	PCT. RANK	GAMES	SCHEDULE	OF SCHEDULE	RPI	RPI	RPI	RPI
DIV. I ONLY	11- 11	171	4- 6	180	237	176	176	15	15	
DIV. I NON-CONF.	6- 4	122	0- 0	224	318	150	150	18	18	

TOTALS	RPI 1-25	RPI 26-50	W-L RECORDS	RPI 51-100	RPI 101-999	RPI 201+				
11- 11	0- 0	0- 1	OVERALL	0- 3	11- 7	8- 4				
6- 4	0- 0	0- 0	HOME	0- 1	6- 3	4- 2				
5- 7	0- 0	0- 1	AWAY	0- 2	5- 4	4- 2				
0- 0	0- 0	0- 0	NEUTRAL	0- 0	0- 0	0- 0				
6- 4	0- 0	0- 1	NON-CONFERENCE	0- 0	6- 3	3- 2				
4- 1	0- 0	0- 0	HOME	0- 0	4- 1	2- 0				
2- 3	0- 0	0- 1	AWAY	0- 0	2- 2	1- 2				
0- 0	0- 0	0- 0	NEUTRAL	0- 0	0- 0	0- 0				
5- 7	0- 0	0- 0	CONFERENCE	0- 3	5- 4	5- 2				
2- 3	0- 0	0- 0	HOME	0- 1	2- 2	2- 2				
3- 4	0- 0	0- 0	AWAY	0- 2	3- 2	3- 0				
0- 0	0- 0	0- 0	NEUTRAL	0- 0	0- 0	0- 0				

RPI 1-25				RPI 26-50				RPI 51-100				RPI 101+				Team's RPI: 176
RPI	S	Opponent	Score	RPI	S	Opponent	Score	RPI	S	Opponent	Score	RPI	S	Opponent	Score	
				32	A	Marquette	53 83	65	A	American	63 71	111	H	Dartmouth	71 56	
								65	H	American	46 64	118	A	Yale	82 65	
								83	A	Navy	44 70	130	H	Delaware	59 70	
												133	A	Bucknell	36 60	
												152	H	Binghamton	73 61	
												161	A	Lehigh	55 59	
												205	H	Boston U.	59 60	
												223	A	Loyola Maryland	69 62	
												223	H	Loyola Maryland	62 47	
												233	H	Holy Cross	62 70	
												245	A	Lafayette	65 60	
												245	H	Lafayette	48 39	
												266	A	Fairleigh Dickinson	56 58	
												274	A	St. Francis Brooklyn	52 73	
												279	H	LIU Brooklyn	71 37	
												280	A	Colgate	62 54	
												312	A	Air Force	65 59	
												346	H	NJIT	79 49	

LAST 12 Division I GAMES:																
				245	H	Lafayette	48 39	83	A	Navy	44 70					
				65	A	American	63 71	245	A	Lafayette	65 60					
				223	H	Loyola Maryland	62 47	65	H	American	46 64					
				280	A	Colgate	62 54	133	A	Bucknell	36 60					
				161	A	Lehigh	55 59	223	A	Loyola Maryland	69 62					
				233	H	Holy Cross	62 70	205	H	Boston U.	59 60					

Non-Div I Games: St. Joseph's (Brkln)107 46

Army West Point

Average RPI Win: 167

Average RPI Loss: 58

WON-LOST
RECORDWINNING
PCT. RANKLAST 10
GAMESSTRENGTH OF
SCHEDULEOPP. STRENGTH
OF SCHEDULETEAM
RPIADJ.
RPICONF.
RPIADJ CONF.
RPIDIV. I ONLY
DIV. I NON-CONF.11- 11
8- 3171
652- 8
0- 051
20547
13693
8993
892
22
2

TOTALS

RPI 1-25

RPI 26-50

W-L RECORDS

RPI 51-100

RPI 101-999

RPI 201+

11- 11

0- 5

1- 1

OVERALL

1- 3

9- 2

3- 0

8- 2

0- 1

1- 0

HOME

0- 1

7- 0

3- 0

2- 7

0- 4

0- 1

AWAY

1- 1

1- 1

0- 0

1- 2

0- 0

0- 0

NEUTRAL

0- 1

1- 1

0- 0

8- 3

0- 0

0- 0

NON-CONFERENCE

1- 2

7- 1

3- 0

5- 0

0- 0

0- 0

HOME

0- 0

5- 0

3- 0

2- 1

0- 0

0- 0

AWAY

1- 1

1- 0

0- 0

1- 2

0- 0

0- 0

NEUTRAL

0- 1

1- 1

0- 0

3- 8

0- 5

1- 1

CONFERENCE

0- 1

2- 1

0- 0

3- 2

0- 1

1- 0

HOME

0- 1

2- 0

0- 0

0- 6

0- 4

0- 1

AWAY

0- 0

0- 1

0- 0

0- 0

0- 0

0- 0

NEUTRAL

0- 0

0- 0

0- 0

RPI 1-25

RPI 26-50

RPI 51-100 Team's RPI: 93

RPI 101+

RPI	S	Opponent	Score
10	A	Tennessee	59 70
15	A	Texas A&M	59 78
15	H	Texas A&M	73 82
17	A	South Carolina	63 71
23	A	Georgia	48 60

RPI	S	Opponent	Score
26	A	LSU	56 59
26	H	LSU	70 62

RPI	S	Opponent	Score
54	A	Virginia Tech	63 72
73	A	Indiana	65 53
90	N	Chattanooga	41 50
92	H	Arkansas	58 68

RPI	S	Opponent	Score
105	H	Alabama	69 60
106	A	Kentucky	48 65
125	N	Georgetown	60 40
155	A	Louisiana	70 60
168	H	Southern U.	65 47
170	H	Florida	84 55
173	H	Louisiana Tech	75 59
187	N	Northwestern	48 49
220	H	N. C. A&T	63 53
289	H	Southeastern La.	80 46
336	H	La. -Monroe	67 41

LAST 12 Division I GAMES:

26	H	LSU	70 62	92	H	Arkansas	58 68
15	A	Texas A&M	59 78	17	A	South Carolina	63 71
106	A	Kentucky	48 65	15	H	Texas A&M	73 82
105	H	Alabama	69 60	10	A	Tennessee	59 70
23	A	Georgia	48 60	170	H	Florida	84 55
26	A	LSU	56 59	289	H	Southeastern La.	80 46

Non-Div I Games:

Xavier (LA)

70 44

Auburn

Average RPI Win:	285	WON-LOST	WINNING	LAST 10	STRENGTH OF	OPP. STRENGTH	TEAM	ADJ.	CONF.	ADJ CONF.
Average RPI Loss:	170	RECORD	PCT. RANK	GAMES	SCHEDULE	OF SCHEDULE	RPI	RPI	RPI	RPI
DIV. I ONLY	11- 11	171	4- 6	314	301	239	239	26	26	
DIV. I NON-CONF.	5- 4	146	0- 0	315	302	214	214	27	27	

TOTALS	RPI 1-25	RPI 26-50	W-L RECORDS	RPI 51-100	RPI 101-999	RPI 201+				
11- 11	0- 0	0- 1	OVERALL	0- 2	11- 8	10- 5				
6- 3	0- 0	0- 0	HOME	0- 0	6- 3	5- 1				
5- 8	0- 0	0- 0	AWAY	0- 1	5- 1	5- 1				
0- 0	0- 0	0- 0	NEUTRAL	0- 0	0- 0	0- 0				
5- 4	0- 0	0- 1	NON-CONFERENCE	0- 1	5- 2	5- 1				
2- 1	0- 0	0- 0	HOME	0- 0	2- 1	2- 0				
3- 3	0- 0	0- 1	AWAY	0- 1	3- 1	3- 1				
0- 0	0- 0	0- 0	NEUTRAL	0- 0	0- 0	0- 0				
6- 7	0- 0	0- 0	CONFERENCE	0- 1	6- 6	5- 4				
4- 2	0- 0	0- 0	HOME	0- 0	4- 2	3- 1				
2- 5	0- 0	0- 0	AWAY	0- 1	2- 4	2- 3				
0- 0	0- 0	0- 0	NEUTRAL	0- 0	0- 0	0- 0				

RPI 1-25				RPI 26-50				RPI 51-100				RPI 101+				Team's RPI: 239
RPI	S	Opponent	Score	RPI	S	Opponent	Score	RPI	S	Opponent	Score	RPI	S	Opponent	Score	
				43	A	Ball St.	57 89	70	A	Belmont	75 78	103	H	Western Ill.	68 81	
								96	A	Butler	54 75	143	H	SIUE	38 61	
												201	A	UT Martin	66 100	
												201	H	UT Martin	69 62	
												202	A	Jacksonville St.	47 65	
												204	H	Morehead St.	59 66	
												206	A	Illinois	47 59	
												221	A	Southeast Mo. St.	61 50	
												221	H	Southeast Mo. St.	66 65	
												237	A	Northern Ky.	53 52	
												264	A	Lipscomb	71 63	
												298	A	Murray St.	65 91	
												308	A	Alabama A&M	55 52	
												309	A	Tennessee Tech	59 63	
												322	H	Eastern Ky.	59 45	
												333	A	Tennessee St.	75 59	
												337	H	Ark.-Pine Bluff	97 61	
												345	H	Eastern Ill.	69 59	
												348	H	Evansville	82 73	

LAST 12 Division I GAMES:																
				298	A	Murray St.	65 91	333	A	Tennessee St.	75 59					
				221	A	Southeast Mo. St.	61 50	202	A	Jacksonville St.	47 65					
				201	A	UT Martin	66 100	309	A	Tennessee Tech	59 63					
				204	H	Morehead St.	59 66	221	H	Southeast Mo. St.	66 65					
				322	H	Eastern Ky.	59 45	201	H	UT Martin	69 62					
				70	A	Belmont	75 78	345	H	Eastern Ill.	69 59					

Non-Div I Games: Christian Bros. 73 50 Trevecca Nazarene 80 72

Austin Peay

■ Loss,
 ■ Non-Conf,
 ■ S Site,
 ■ Home
 ■ Away
 N Neutral

Average RPI Win:	209	WON-LOST	WINNING	LAST 10	STRENGTH OF	OPP. STRENGTH	TEAM	ADJ.	CONF.	ADJ CONF.
Average RPI Loss:	115	RECORD	PCT. RANK	GAMES	SCHEDULE	OF SCHEDULE	RPI	RPI	RPI	RPI
DIV. I ONLY	14- 10	122	7- 3	145	134	119	119	13	13	
DIV. I NON-CONF.	5- 6	187	0- 0	164	127	195	195	11	11	

TOTALS	RPI 1-25	RPI 26-50	W-L RECORDS	RPI 51-100	RPI 101-999	RPI 201+				
14- 10	0- 1	0- 3	OVERALL	2- 1	12- 5	7- 2				
9- 3	0- 1	0- 1	HOME	2- 0	7- 1	4- 1				
5- 7	0- 0	0- 2	AWAY	0- 1	5- 4	3- 1				
0- 0	0- 0	0- 0	NEUTRAL	0- 0	0- 0	0- 0				
5- 6	0- 1	0- 2	NON-CONFERENCE	1- 0	4- 3	3- 1				
4- 2	0- 1	0- 0	HOME	1- 0	3- 1	3- 1				
1- 4	0- 0	0- 2	AWAY	0- 0	1- 2	0- 0				
0- 0	0- 0	0- 0	NEUTRAL	0- 0	0- 0	0- 0				
9- 4	0- 0	0- 1	CONFERENCE	1- 1	8- 2	4- 1				
5- 1	0- 0	0- 1	HOME	1- 0	4- 0	1- 0				
4- 3	0- 0	0- 0	AWAY	0- 1	4- 2	3- 1				
0- 0	0- 0	0- 0	NEUTRAL	0- 0	0- 0	0- 0				

RPI 1-25				RPI 26-50				RPI 51-100				RPI 101+ Team's RPI: 119			
RPI	S	Opponent	Score	RPI	S	Opponent	Score	RPI	S	Opponent	Score	RPI	S	Opponent	Score
23	H	Georgia	63 79	33	A	Northern Colo.	74 79	84	A	Saint Mary's (CA)	49 57	121	A	Colorado St.	54 56
				34	A	Cal i forni a	45 70	84	H	Saint Mary's (CA)	63 54	137	A	Loyol a Marymount	67 55
				39	H	Gonzaga	70 84	87	H	Utah	77 68	137	H	Loyol a Marymount	62 52
												147	A	Paci fi c	76 83
												147	H	Paci fi c	77 65
												163	H	San Franci sco	70 66
												172	A	Washi ngton	72 80
												186	A	Eastern Wash.	73 69
												203	A	San Diego	69 70
												232	H	Montana St.	75 54
												241	A	Pepperdi ne	73 67
												278	A	Santa Clara	55 34
												278	H	Santa Clara	65 47
												297	H	Utah St.	69 76
												311	H	Southern Utah	75 67
												314	A	Portland	72 58
												329	H	Utah Valley	75 54

LAST 12 Division I GAMES:															
278	A	Santa Clara	55 34	137	A	Loyol a Marymount	67 55								
39	H	Gonzaga	70 84	278	H	Santa Clara	65 47								
137	H	Loyol a Marymount	62 52	241	A	Pepperdi ne	73 67								
147	A	Paci fi c	76 83	147	H	Paci fi c	77 65								
84	H	Saint Mary's (CA)	63 54	163	H	San Franci sco	70 66								
203	A	San Diego	69 70	84	A	Saint Mary's (CA)	49 57								

Non-Div I Games:

BYU

Loss,
Non-Conf,
S Site,
H Home
A Away
N Neutral

Average RPI Win: 167

Average RPI Loss: 47

WON-LOST
RECORDWINNING
PCT. RANKLAST 10
GAMESSTRENGTH OF
SCHEDULEOPP. STRENGTH
OF SCHEDULETEAM
RPIADJ.
RPICONF.
RPIADJ CONF.
RPI

DIV. I ONLY	18- 4	24	7- 3	123	84	43	43	7	7
DIV. I NON-CONF.	10- 0	1	0- 0	163	118	18	18	8	8

TOTALS	RPI 1-25	RPI 26-50	W-L RECORDS	RPI 51-100	RPI 101-999	RPI 201+			
18- 4	0- 1	1- 1	OVERALL	3- 2	14- 0	6- 0			
11- 2	0- 1	0- 1	HOME	3- 0	8- 0	4- 0			
7- 2	0- 0	1- 0	AWAY	0- 2	6- 0	2- 0			
0- 0	0- 0	0- 0	NEUTRAL	0- 0	0- 0	0- 0			
10- 0	0- 0	1- 0	NON-CONFERENCE	2- 0	7- 0	4- 0			
6- 0	0- 0	0- 0	HOME	2- 0	4- 0	3- 0			
4- 0	0- 0	1- 0	AWAY	0- 0	3- 0	1- 0			
0- 0	0- 0	0- 0	NEUTRAL	0- 0	0- 0	0- 0			
8- 4	0- 1	0- 1	CONFERENCE	1- 2	7- 0	2- 0			
5- 2	0- 1	0- 1	HOME	1- 0	4- 0	1- 0			
3- 2	0- 0	0- 0	AWAY	0- 2	3- 0	1- 0			
0- 0	0- 0	0- 0	NEUTRAL	0- 0	0- 0	0- 0			

RPI 1-25				RPI 26-50				RPI 51-100				RPI 101+			
RPI	S	Opponent	Score	RPI	S	Opponent	Score	RPI	S	Opponent	Score	RPI	S	Opponent	Score
21	H	Buffalo	80 84	27	H	Central Mich.	65 69	52	H	Western Ky.	93 81	120	H	Missouri St.	70 58
				40	A	Purdue	66 60	63	A	Toledo	66 72	123	A	Vanderbilt	88 79
								78	A	Ohio	76 80	126	H	Northern Ill.	81 72
								89	H	Miami (OH)	86 61	131	A	Cleveland St.	76 64
								96	H	Butler	87 75	135	A	Kent St.	79 58
												195	A	Bowling Green	84 73
												195	H	Bowling Green	82 41
												198	H	Eastern Mich.	91 85
												221	H	Southeast Mo. St.	69 56
												222	A	Akron	74 61
												222	H	Akron	97 65
												239	H	Austin Peay	89 57
												264	H	Lipscomb	84 46
												333	A	Tennessee St.	85 65
LAST 12 Division I GAMES:															
198	H	Eastern Mich.	91 85	63	A	Toledo	66 72								
78	A	Ohio	76 80	21	H	Buffalo	80 84								
222	H	Akron	97 65	222	A	Akron	74 61								
126	H	Northern Ill.	81 72	195	A	Bowling Green	84 73								
195	H	Bowling Green	82 41	89	H	Miami (OH)	86 61								
135	A	Kent St.	79 58	27	H	Central Mich.	65 69								

Non-Div I Games: Oakland City 126 55

Ball St.

■ Loss,
 ■ Non-Conf,
 ■ S Site,
 ■ Home
 ■ Away
 N Neutral

Average RPI Win:	121	WON-LOST	WINNING	LAST 10	STRENGTH OF	OPP. STRENGTH	TEAM	ADJ.	CONF.	ADJ CONF.
Average RPI Loss:	7	RECORD	PCT. RANK	GAMES	SCHEDULE	OF SCHEDULE	RPI	RPI	RPI	RPI
DIV. I ONLY	22- 1	4	10- 0	65	11	8	8	5	5	
DIV. I NON-CONF.	10- 1	15	0- 0	86	47	14	14	5	5	

TOTALS	RPI 1-25	RPI 26-50	W-L RECORDS	RPI 51-100	RPI 101-999	RPI 201+				
22- 1	2- 1	3- 0	OVERALL	4- 0	13- 0	5- 0				
13- 0	2- 0	2- 0	HOME	1- 0	8- 0	3- 0				
7- 1	0- 1	1- 0	AWAY	2- 0	4- 0	2- 0				
2- 0	0- 0	0- 0	NEUTRAL	1- 0	1- 0	0- 0				
10- 1	1- 1	0- 0	NON-CONFERENCE	1- 0	8- 0	3- 0				
7- 0	1- 0	0- 0	HOME	0- 0	6- 0	2- 0				
1- 1	0- 1	0- 0	AWAY	0- 0	1- 0	1- 0				
2- 0	0- 0	0- 0	NEUTRAL	1- 0	1- 0	0- 0				
12- 0	1- 0	3- 0	CONFERENCE	3- 0	5- 0	2- 0				
6- 0	1- 0	2- 0	HOME	1- 0	2- 0	1- 0				
6- 0	0- 0	1- 0	AWAY	2- 0	3- 0	1- 0				
0- 0	0- 0	0- 0	NEUTRAL	0- 0	0- 0	0- 0				

RPI 1-25	Team's RPI: 8	RPI 26-50	RPI 51-100	RPI 101+
RPI S Opponent Score	RPI S Opponent Score	RPI S Opponent Score	RPI S Opponent Score	RPI S Opponent Score
7 A UCLA 68 82	29 A Okl ahoma 74 52	53 A West Virginia 83 72	106 H Kentucky 90 63	
11 H Texas 81 56	29 H Okl ahoma 74 65	66 N Georgi a Tech 80 57	109 H Lamar Universi ty 121 62	
12 H Stanford 81 57	44 H Okl ahoma St. 77 64	88 A Kansas St. 88 58	115 A Iowa St. 79 50	
		88 H Kansas St. 75 50	115 H Iowa St. 89 49	
			120 N Missouri St. 100 58	
			129 H Central Ark. 86 55	
			144 H North Dakota 105 43	
			150 A Kansas 83 48	
			226 A Texas Tech 90 44	
			226 H Texas Tech 97 49	
			248 A Nichol ls St. 85 43	
			261 H McNeese 95 34	
			301 H Coppin St. 100 54	
LAST 12 Division I GAMES:				
29 H Okl ahoma 74 65	115 A Iowa St. 79 50			
226 A Texas Tech 90 44	29 A Oklahoma 74 52			
44 H Okl ahoma St. 77 64	150 A Kansas 83 48			
53 A West Vi rgi ni a 83 72	115 H Iowa St. 89 49			
11 H Texas 81 56	226 H Texas Tech 97 49			
88 H Kansas St. 75 50	88 A Kansas St. 88 58			

Non-Div I Games:

Bayl or

Average RPI Win:	223	WON-LOST	WINNING	LAST 10	STRENGTH OF	OPP. STRENGTH	TEAM	ADJ.	CONF.	ADJ CONF.
Average RPI Loss:	47	RECORD	PCT. RANK	GAMES	SCHEDULE	OF SCHEDULE	RPI	RPI	RPI	RPI
DIV. I ONLY	22- 3	8	10- 0	265	181	70	70	26	26	
DIV. I NON-CONF.	9- 3	61	0- 0	165	28	60	60	27	27	

TOTALS	RPI 1-25	RPI 26-50	W-L RECORDS	RPI 51-100	RPI 101-999	RPI 201+				
22- 3	0- 1	2- 1	OVERALL	0- 0	20- 1	14- 0				
9- 1	0- 0	0- 0	HOME	0- 0	9- 1	7- 0				
11- 1	0- 0	0- 0	AWAY	0- 0	11- 0	7- 0				
2- 1	0- 1	2- 0	NEUTRAL	0- 0	0- 0	0- 0				
9- 3	0- 1	2- 1	NON-CONFERENCE	0- 0	7- 1	4- 0				
3- 1	0- 0	0- 0	HOME	0- 0	3- 1	2- 0				
4- 1	0- 0	0- 1	AWAY	0- 0	4- 0	2- 0				
2- 1	0- 1	2- 0	NEUTRAL	0- 0	0- 0	0- 0				
13- 0	0- 0	0- 0	CONFERENCE	0- 0	13- 0	10- 0				
6- 0	0- 0	0- 0	HOME	0- 0	6- 0	5- 0				
7- 0	0- 0	0- 0	AWAY	0- 0	7- 0	5- 0				
0- 0	0- 0	0- 0	NEUTRAL	0- 0	0- 0	0- 0				

RPI 1-25				RPI 26-50				RPI 51-100				RPI 101+			
RPI	S	Opponent	Score	RPI	S	Opponent	Score	RPI	S	Opponent	Score	RPI	S	Opponent	Score
12	N	Stanford	53 74	29	A	Oklahoma	73 96					101	H	Wright St.	81 91
				38	N	FGCU	75 65					123	A	Vanderbilt	111 74
				39	N	Gonzaga	71 63					143	A	SIUE	72 55
												143	H	SIUE	86 64
												167	H	Samford	83 46
												182	A	Tulsa	90 65
												201	A	UT Martin	65 63
												202	H	Jacksonville St.	71 55
												204	A	Morehead St.	83 62
												215	A	Arkansas St.	83 52
												221	A	Southeast Mo. St.	67 57
												239	H	Austin Peay	78 75
												254	H	Presbyterian	90 48
												264	A	Lipscomb	91 59
												298	H	Murray St.	70 65
												309	H	Tennessee Tech	78 59
												316	H	Fort Wayne	74 42
												322	A	Eastern Ky.	77 55
												333	A	Tennessee St.	87 70
												345	A	Eastern Ill.	86 58
												345	H	Eastern Ill.	59 37

LAST 12 Division I GAMES:															
333	A	Tennessee St.	87 70	298	H	Murray St.	70 65								
204	A	Morehead St.	83 62	345	A	Eastern Ill.	86 58								
322	A	Eastern Ky.	77 55	143	A	SIUE	72 55								
143	H	SIUE	86 64	202	H	Jacksonville St.	71 55								
345	H	Eastern Ill.	59 37	309	H	Tennessee Tech	78 59								
239	H	Austin Peay	78 75	201	A	UT Martin	65 63								

Non-Div I Games: Trevecca Nazarene 97 39

Belmont

Average RPI Win:	254	WON-LOST	WINNING	LAST 10	STRENGTH OF	OPP. STRENGTH	TEAM	ADJ.	CONF.	ADJ CONF.
Average RPI Loss:	164	RECORD	PCT. RANK	GAMES	SCHEDULE	OF SCHEDULE	RPI	RPI	RPI	RPI
DIV. I ONLY	15- 4	35	9- 1	304	319	128	128	31	31	
DIV. I NON-CONF.	6- 4	122	2- 1	253	279	186	186	30	30	

TOTALS	RPI 1-25	RPI 26-50	W-L RECORDS	RPI 51-100	RPI 101-999	RPI 201+				
15- 4	0- 0	0- 1	OVERALL	0- 1	15- 2	12- 2				
7- 2	0- 0	0- 0	HOME	0- 1	7- 1	6- 1				
6- 2	0- 0	0- 1	AWAY	0- 0	6- 1	5- 1				
2- 0	0- 0	0- 0	NEUTRAL	0- 0	2- 0	1- 0				
6- 4	0- 0	0- 1	NON-CONFERENCE	0- 1	6- 2	4- 2				
3- 2	0- 0	0- 0	HOME	0- 1	3- 1	2- 1				
1- 2	0- 0	0- 1	AWAY	0- 0	1- 1	1- 1				
2- 0	0- 0	0- 0	NEUTRAL	0- 0	2- 0	1- 0				
9- 0	0- 0	0- 0	CONFERENCE	0- 0	9- 0	8- 0				
4- 0	0- 0	0- 0	HOME	0- 0	4- 0	4- 0				
5- 0	0- 0	0- 0	AWAY	0- 0	5- 0	4- 0				
0- 0	0- 0	0- 0	NEUTRAL	0- 0	0- 0	0- 0				

RPI 1-25				RPI 26-50				RPI 51-100				RPI 101+				Team's RPI: 128
RPI	S	Opponent	Score	RPI	S	Opponent	Score	RPI	S	Opponent	Score	RPI	S	Opponent	Score	
				42	A	Miami (FL)	39 85	98	H	Jacksonville	58 68	146	N	Texas St.	62 56	
												168	H	Southern U.	68 56	
												191	A	Hampton	61 56	
												209	N	Richmond	63 50	
												218	A	Norfolk St.	58 51	
												218	H	Norfolk St.	60 45	
												228	A	North Florida	63 70	
												234	A	Howard	59 55	
												262	H	Prairie View	77 52	
												272	H	Grand Canyon	69 60	
												289	H	Southeastern La.	58 60	
												299	A	FIU	77 59	
												301	H	Coppin St.	64 38	
												304	A	UMES	55 48	
												321	H	South Carolina St.	68 50	
												330	A	Delaware St.	68 60	
												343	H	Florida A&M	44 42	
LAST 12 Division I GAMES:																
				218	H	Norfolk St.	60 45	304	A	UMES	55 48					
				301	H	Coppin St.	64 38	234	A	Howard	59 55					
				191	A	Hampton	61 56	321	H	South Carolina St.	68 50					
				218	A	Norfolk St.	58 51	42	A	Miami (FL)	39 85					
				330	A	Delaware St.	68 60	209	N	Richmond	63 50					
				343	H	Florida A&M	44 42	146	N	Texas St.	62 56					

Non-Div I Games: Edward Waters 101 60 Palm Beach Atl. 61 48

Bethune-Cookman

Average RPI Win: 242	WON-LOST RECORD	WINNING PCT. RANK	LAST 10 GAMES	STRENGTH OF SCHEDULE	OPP. STRENGTH OF SCHEDULE	TEAM RPI	ADJ. RPI	CONF. RPI	ADJ CONF. RPI
Average RPI Loss: 143									
DIV. I ONLY	16- 8	76	7- 3	287	235	152	152	20	20
DIV. I NON-CONF.	8- 4	87	0- 0	312	264	165	165	24	24

TOTALS	RPI 1-25	RPI 26-50	W-L RECORDS	RPI 51-100	RPI 101-999	RPI 201+			
16- 8	0- 0	0- 0	OVERALL	2- 2	14- 6	11- 1			
5- 4	0- 0	0- 0	HOME	1- 1	4- 3	2- 1			
10- 3	0- 0	0- 0	AWAY	1- 1	9- 2	8- 0			
1- 1	0- 0	0- 0	NEUTRAL	0- 0	1- 1	1- 0			
8- 4	0- 0	0- 0	NON-CONFERENCE	1- 0	7- 4	6- 0			
3- 1	0- 0	0- 0	HOME	1- 0	2- 1	1- 0			
4- 2	0- 0	0- 0	AWAY	0- 0	4- 2	4- 0			
1- 1	0- 0	0- 0	NEUTRAL	0- 0	1- 1	1- 0			
8- 4	0- 0	0- 0	CONFERENCE	1- 2	7- 2	5- 1			
2- 3	0- 0	0- 0	HOME	0- 1	2- 2	1- 1			
6- 1	0- 0	0- 0	AWAY	1- 1	5- 0	4- 0			
0- 0	0- 0	0- 0	NEUTRAL	0- 0	0- 0	0- 0			

RPI 1-25				RPI 26-50				RPI 51-100				RPI 101+ Team's RPI: 152			
RPI	S	Opponent	Score	RPI	S	Opponent	Score	RPI	S	Opponent	Score	RPI	S	Opponent	Score
								67	A	Maine	66 62	111	H	Dartmouth	80 64
								67	H	Maine	38 61	118	H	Yale	69 73
								80	A	Albany (NY)	46 63	133	A	Bucknell	59 64
								86	H	Penn	77 72	158	H	Hartford	64 59
												176	A	Army West Point	61 73
												178	A	New Hampshire	54 52
												178	H	New Hampshire	61 63
												182	N	Tulsa	55 60
												211	A	Stony Brook	69 64
												211	H	Stony Brook	59 67
												267	A	Rider	76 54
												271	A	Vermont	62 48
												273	A	Cornell	66 58
												282	A	Bryant	55 47
												304	N	UMES	68 51
												311	A	Southern Utah	72 66
												326	A	UMBC	68 53
												326	H	UMBC	81 51
												346	H	NJIT	67 36
												347	A	UMass Lowell	76 46

								LAST 12 Division I GAMES:							
								326	A	UMBC	68 53	347	A	UMass Lowell	76 46
								211	A	Stony Brook	69 64	211	H	Stony Brook	59 67
								67	H	Maine	38 61	80	A	Albany (NY)	46 63
								271	A	Vermont	62 48	158	H	Hartford	64 59
								178	A	New Hampshire	54 52	178	H	New Hampshire	61 63
								326	H	UMBC	81 51	67	A	Maine	66 62

Non-Div I Games: SUNY Cortland 90 36

Binghamton

Loss, Non-Conf, S Site, H Home A Away N Neutral

Average RPI Win:	196	WON-LOST	WINNING	LAST 10	STRENGTH OF	OPP. STRENGTH	TEAM	ADJ.	CONF.	ADJ CONF.
Average RPI Loss:	151	RECORD	PCT. RANK	GAMES	SCHEDULE	OF SCHEDULE	RPI	RPI	RPI	RPI
DIV. I ONLY	12- 9	131	6- 4	222	120	174	174	16	16	
DIV. I NON-CONF.	4- 5	202	0- 0	301	152	272	272	15	15	

TOTALS	RPI 1-25	RPI 26-50	W-L RECORDS	RPI 51-100	RPI 101-999	RPI 201+				
12- 9	0- 0	0- 0	OVERALL	2- 5	10- 4	5- 3				
6- 5	0- 0	0- 0	HOME	2- 3	4- 2	1- 1				
6- 2	0- 0	0- 0	AWAY	0- 2	6- 0	4- 0				
0- 2	0- 0	0- 0	NEUTRAL	0- 0	0- 2	0- 2				
4- 5	0- 0	0- 0	NON-CONFERENCE	0- 2	4- 3	1- 3				
2- 3	0- 0	0- 0	HOME	0- 2	2- 1	0- 1				
2- 0	0- 0	0- 0	AWAY	0- 0	2- 0	1- 0				
0- 2	0- 0	0- 0	NEUTRAL	0- 0	0- 2	0- 2				
8- 4	0- 0	0- 0	CONFERENCE	2- 3	6- 1	4- 0				
4- 2	0- 0	0- 0	HOME	2- 1	2- 1	1- 0				
4- 2	0- 0	0- 0	AWAY	0- 2	4- 0	3- 0				
0- 0	0- 0	0- 0	NEUTRAL	0- 0	0- 0	0- 0				

RPI 1-25				RPI 26-50				RPI 51-100				RPI 101+				Team's RPI: 174
RPI	S	Opponent	Score	RPI	S	Opponent	Score	RPI	S	Opponent	Score	RPI	S	Opponent	Score	
								79	H	Wyoming	51 66	121	A	Colorado St.	62 58	
								81	A	New Mexico	83 100	132	H	Saint Francis (PA)	87 59	
								81	H	New Mexico	91 85	142	H	Fresno St.	75 66	
								82	H	Washington St.	53 61	172	H	Washington	85 62	
								84	H	Saint Mary's (CA)	72 74	185	H	Nevada	68 72	
								91	A	UNLV	54 77	186	A	Eastern Wash.	61 57	
								91	H	UNLV	69 60	203	N	San Diego	52 72	
												229	H	CSU Bakersfield	59 65	
												251	A	San Jose St.	112 80	
												256	A	San Diego St.	86 70	
												297	A	Utah St.	64 42	
												312	H	Air Force	49 46	
												314	A	Portland	73 47	
												328	N	Northern Ariz.	60 62	

LAST 12 Division I GAMES:																
				81	H	New Mexico	91 85	256	A	San Diego St.	86 70					
				91	A	UNLV	54 77	142	H	Fresno St.	75 66					
				312	H	Air Force	49 46	79	H	Wyoming	51 66					
				251	A	San Jose St.	112 80	81	A	New Mexico	83 100					
				185	H	Nevada	68 72	91	H	UNLV	69 60					
				297	A	Utah St.	64 42	121	A	Colorado St.	62 58					

Non-Div I Games: Corban 94 50 Northwest Chrst. 83 51

Boi se St.

Average RPI Win:	153	WON-LOST	WINNING	LAST 10	STRENGTH OF	OPP. STRENGTH	TEAM	ADJ.	CONF.	ADJ CONF.
Average RPI Loss:	93	RECORD	PCT. RANK	GAMES	SCHEDULE	OF SCHEDULE	RPI	RPI	RPI	RPI
DIV. I ONLY	6- 18	298	1- 9	34	52	196	196	1	1	
DIV. I NON-CONF.	5- 8	220	0- 1	109	182	208	208	1	1	

TOTALS	RPI 1-25	RPI 26-50	W-L RECORDS	RPI 51-100	RPI 101-999	RPI 201+				
6- 18	0- 3	1- 4	OVERALL	2- 4	3- 7	2- 2				
5- 7	0- 0	1- 3	HOME	2- 2	2- 2	1- 1				
1- 11	0- 3	0- 1	AWAY	0- 2	1- 4	1- 1				
0- 0	0- 0	0- 0	NEUTRAL	0- 0	0- 0	0- 0				
5- 8	0- 0	1- 1	NON-CONFERENCE	1- 2	3- 5	2- 2				
4- 3	0- 0	1- 0	HOME	1- 2	2- 1	1- 1				
1- 5	0- 0	0- 1	AWAY	0- 0	1- 4	1- 1				
0- 0	0- 0	0- 0	NEUTRAL	0- 0	0- 0	0- 0				
1- 10	0- 3	0- 3	CONFERENCE	1- 2	0- 2	0- 0				
1- 4	0- 0	0- 3	HOME	1- 0	0- 1	0- 0				
0- 6	0- 3	0- 0	AWAY	0- 2	0- 1	0- 0				
0- 0	0- 0	0- 0	NEUTRAL	0- 0	0- 0	0- 0				

RPI 1-25				RPI 26-50				RPI 51-100				RPI 101+ Team's RPI: 196			
RPI	S	Opponent	Score	RPI	S	Opponent	Score	RPI	S	Opponent	Score	RPI	S	Opponent	Score
2	A	Notre Dame	60 89	30	H	Virginia	57 68	54	A	Virginia Tech	58 89	104	H	Wake Forest	59 67
16	A	Duke	50 75	36	H	Syracuse	57 75	66	A	Georgia Tech	43 67	111	A	Dartmouth	57 68
22	A	NC State	54 72	42	H	Miami (FL)	43 65	67	H	Maine	40 61	140	A	Clemson	61 65
				47	A	Minnesota	68 78	74	H	Fordham	55 52	178	H	New Hampshire	64 55
				49	H	Houston	79 74	95	H	Seton Hall	53 73	188	A	Providence	55 63
								100	H	North Carolina	77 64	189	A	Columbia	60 68
												205	A	Boston U.	57 61
												233	A	Holy Cross	70 61
												253	H	Fairfield	58 66
												282	H	Bryant	65 42

LAST 12 Division I GAMES:															
66	A	Georgia Tech	43 67	140	A	Clemson	61 65								
22	A	NC State	54 72	2	A	Notre Dame	60 89								
104	H	Wake Forest	59 67	30	H	Virginia	57 68								
36	H	Syracuse	57 75	100	H	North Carolina	77 64								
16	A	Duke	50 75	54	A	Virginia Tech	58 89								
42	H	Miami (FL)	43 65	67	H	Maine	40 61								

Non-Div I Games:

Boston College

Average RPI Win: 219

Average RPI Loss: 138

WON-LOST
RECORDWINNING
PCT. RANKLAST 10
GAMESSTRENGTH OF
SCHEDULEOPP. STRENGTH
OF SCHEDULETEAM
RPIADJ.
RPICONF.
RPIADJ CONF.
RPIDIV. I ONLY
DIV. I NON-CONF.9- 13
5- 5224
1703- 7
0- 0153
132191
174205
130205
13015
1815
18

TOTALS

RPI 1-25

RPI 26-50

W-L RECORDS

RPI 51-100

RPI 101-999

RPI 201+

9- 13

0- 0

0- 1

OVERALL

0- 3

9- 9

5- 2

4- 7

0- 0

0- 1

HOME

0- 1

4- 5

2- 2

5- 6

0- 0

0- 0

AWAY

0- 2

5- 4

3- 0

0- 0

0- 0

0- 0

NEUTRAL

0- 0

0- 0

0- 0

5- 5

0- 0

0- 1

NON-CONFERENCE

0- 1

5- 3

2- 0

2- 2

0- 0

0- 1

HOME

0- 0

2- 1

0- 0

3- 3

0- 0

0- 0

AWAY

0- 1

3- 2

2- 0

0- 0

0- 0

0- 0

NEUTRAL

0- 0

0- 0

0- 0

4- 8

0- 0

0- 0

CONFERENCE

0- 2

4- 6

3- 2

2- 5

0- 0

0- 0

HOME

0- 1

2- 4

2- 2

2- 3

0- 0

0- 0

AWAY

0- 1

2- 2

1- 0

0- 0

0- 0

0- 0

NEUTRAL

0- 0

0- 0

0- 0

RPI 1-25

RPI 26-50

RPI 51-100

RPI 101+

Team's RPI: 205

RPI S Opponent Score

RPI S Opponent Score

RPI S Opponent Score

RPI S Opponent Score

48 H UCF 32 47

65 A American 50 66

116 A Brown 68 92

69 A Harvard 70 80

130 A Delaware 85 79

83 H Navy 59 64

133 A Bucknel I 57 67

133 H Bucknel I 58 63

134 H Northeastern 74 73

161 A Lehigh 58 74

161 H Lehigh 56 65

166 H Marist 52 80

176 A Army West Point 60 59

178 A New Hampshire 57 72

196 H Boston College 61 57

223 H Loyola Maryland 75 56

233 H Holy Cross 57 60

245 H Lafayette 45 47

271 A Vermont 57 41

280 A Colgate 62 49

280 H Colgate 66 64

282 A Bryant 78 61

LAST 12 Division I GAMES:

280 H Colgate 66 64

233 H Holy Cross 57 60

161 H Lehigh 56 65

280 A Colgate 62 49

133 A Bucknel I 57 67

161 A Lehigh 58 74

245 H Lafayette 45 47

223 H Loyola Maryland 75 56

83 H Navy 59 64

133 H Bucknel I 58 63

65 A American 50 66

176 A Army West Point 60 59

Non-Div I Games:

Boston U.

Loss, Non-Conf, S Site, H Home A Away N Neutral

Average RPI Win:	227	WON-LOST	WINNING	LAST 10	STRENGTH OF	OPP. STRENGTH	TEAM	ADJ.	CONF.	ADJ CONF.
Average RPI Loss:	105	RECORD	PCT. RANK	GAMES	SCHEDULE	OF SCHEDULE	RPI	RPI	RPI	RPI
DIV. I ONLY	9- 13	224	2- 8	125	142	195	195	7	7	
DIV. I NON-CONF.	7- 3	74	0- 0	233	322	120	120	8	8	
<hr/>										
TOTALS	RPI 1-25	RPI 26-50	W-L RECORDS	RPI 51-100	RPI 101-999	RPI 201+				
9- 13	0- 0	0- 4	OVERALL	0- 3	9- 6	6- 1				
4- 7	0- 0	0- 1	HOME	0- 3	4- 3	3- 1				
3- 6	0- 0	0- 3	AWAY	0- 0	3- 3	2- 0				
2- 0	0- 0	0- 0	NEUTRAL	0- 0	2- 0	1- 0				
7- 3	0- 0	0- 1	NON-CONFERENCE	0- 0	7- 2	5- 1				
3- 1	0- 0	0- 0	HOME	0- 0	3- 1	3- 1				
2- 2	0- 0	0- 1	AWAY	0- 0	2- 1	1- 0				
2- 0	0- 0	0- 0	NEUTRAL	0- 0	2- 0	1- 0				
2- 10	0- 0	0- 3	CONFERENCE	0- 3	2- 4	1- 0				
1- 6	0- 0	0- 1	HOME	0- 3	1- 2	0- 0				
1- 4	0- 0	0- 2	AWAY	0- 0	1- 2	1- 0				
0- 0	0- 0	0- 0	NEUTRAL	0- 0	0- 0	0- 0				

RPI	S	Opponent	Score	RPI	S	Opponent	Score	RPI	S	Opponent	Score	RPI	S	Opponent	Score	Team's RPI: 195
27	A	Central Mi ch.	54 90	63	H	Toledo	67 77	107	A	Western Mi ch.	58 67	107	H	Western Mi ch.	67 81	
41	A	South Dakota St.	44 76	78	H	Ohi o	63 70	107	H	Western Mi ch.	67 81	135	A	Kent St.	57 81	
43	A	Bal l St.	41 82	89	H	Mi ami (OH)	62 66	135	H	Kent St.	60 50	135	H	Kent St.	60 50	
43	H	Bal l St.	73 84					138	A	Cincinnati	51 75	153	A	Robert Morris	64 62	
								193	N	Fla. Atlantic	66 55	198	H	Eastern Mi ch.	52 54	
								207	H	Xavier	63 53	218	N	Norfolk St.	59 50	
								222	A	Akron	66 64	290	H	Valparaiso	90 77	
								296	H	Cani si us	57 71	307	A	Detroit Mercy	85 81	
								322	H	Eastern Ky.	77 60					
<hr/>																
LAST 12 Division I GAMES:																
107	H	Western Mi ch.	67 81	135	H	Kent St.	60 50	222	A	Akron	66 64	27	A	Central Mi ch.	54 90	
89	H	Mi ami (OH)	62 66	43	H	Bal l St.	73 84	198	H	Eastern Mi ch.	52 54	107	A	Western Mi ch.	58 67	
135	A	Kent St.	57 81	41	A	Bal l St.	41 82									
63	H	Toledo	67 77	78	H	Ohi o	63 70									

Non-Div I Games: Ferris St. 82 73

Bowling Green

Average RPI Win:	273	WON-LOST	WINNING	LAST 10	STRENGTH OF	OPP. STRENGTH	TEAM	ADJ.	CONF.	ADJ CONF.
Average RPI Loss:	160	RECORD	PCT. RANK	GAMES	SCHEDULE	OF SCHEDULE	RPI	RPI	RPI	RPI
DIV. I ONLY	10- 11	196	4- 6	305	258	249	249	24	24	
DIV. I NON-CONF.	5- 5	170	1- 0	250	242	199	199	22	22	

TOTALS	RPI 1-25	RPI 26-50	W-L RECORDS	RPI 51-100	RPI 101-999	RPI 201+				
10- 11	0- 1	0- 0	OVERALL	0- 1	10- 9	9- 4				
4- 6	0- 0	0- 0	HOME	0- 1	4- 5	3- 1				
5- 5	0- 1	0- 0	AWAY	0- 0	5- 4	5- 3				
1- 0	0- 0	0- 0	NEUTRAL	0- 0	1- 0	1- 0				
5- 5	0- 1	0- 0	NON-CONFERENCE	0- 0	5- 4	4- 2				
3- 1	0- 0	0- 0	HOME	0- 0	3- 1	2- 0				
1- 4	0- 1	0- 0	AWAY	0- 0	1- 3	1- 2				
1- 0	0- 0	0- 0	NEUTRAL	0- 0	1- 0	1- 0				
5- 6	0- 0	0- 0	CONFERENCE	0- 1	5- 5	5- 2				
1- 5	0- 0	0- 0	HOME	0- 1	1- 4	1- 1				
4- 1	0- 0	0- 0	AWAY	0- 0	4- 1	4- 1				
0- 0	0- 0	0- 0	NEUTRAL	0- 0	0- 0	0- 0				

RPI	S	Opponent	Score	RPI	S	Opponent	Score	RPI	S	Opponent	Score	RPI	S	Opponent	Score	Team's RPI: 249
13	A	Green Bay	40 72					85	H	Drake	75 84	103	H	Western Ill.	87 80	
												120	H	Missouri St.	65 71	
												126	A	Northern Ill.	52 76	
												131	H	Cleveland St.	65 67	
												145	H	Southern Ill.	62 63	
												156	H	UNI	40 51	
												206	A	Illinois	62 74	
												221	A	Southeast Mo. St.	53 57	
												231	H	Omaha	69 56	
												248	N	Nicholls St.	75 65	
												257	A	Indiana St.	50 65	
												265	A	Illinois St.	62 42	
												290	A	Valparaiso	88 69	
												290	H	Valparaiso	69 58	
												295	A	Loyola Chicago	59 57	
												295	H	Loyola Chicago	61 71	
												313	H	Ill. -Chicago	58 48	
												345	A	Eastern Ill.	67 52	
												348	A	Evansville	117 59	
LAST 12 Division I GAMES:																
295	H	Loyola Chicago	61 71	120	H	Missouri St.	65 71									
290	H	Valparaiso	69 58	145	H	Southern Ill.	62 63									
85	H	Drake	75 84	290	A	Valparaiso	88 69									
156	H	UNI	40 51	295	A	Loyola Chicago	59 57									
348	A	Evansville	117 59	265	A	Illinois St.	62 42									
257	A	Indiana St.	50 65	103	H	Western Ill.	87 80									

Non-Div I Games: Lincoln (MO) 88 44

Bradley

Average RPI	Win:	228	WON-LOST	WINNING	LAST 10	STRENGTH OF	OPP. STRENGTH	TEAM	ADJ.	CONF.	ADJ CONF.
Average RPI	Loss:	77	RECORD	PCT. RANK	GAMES	SCHEDULE	OF SCHEDULE	RPI	RPI	RPI	RPI
DIV. I ONLY		12- 6		76	4- 5	209	127	116	116	9	9
DIV. I NON-CONF.		11- 1		13	5- 0	324	191	97	97	9	9

TOTALS	RPI 1-25		RPI 26-50		W-L RECORDS	RPI 51-100		RPI 101-999		RPI 201+	
12- 6	0- 0		0- 2		OVERALL	0- 2		12- 2		8- 0	
5- 3	0- 0		0- 2		HOME	0- 1		5- 0		4- 0	
5- 3	0- 0		0- 0		AWAY	0- 1		5- 2		3- 0	
2- 0	0- 0		0- 0		NEUTRAL	0- 0		2- 0		1- 0	
11- 1	0- 0		0- 1		NON-CONFERENCE	0- 0		11- 0		8- 0	
4- 1	0- 0		0- 1		HOME	0- 0		4- 0		4- 0	
5- 0	0- 0		0- 0		AWAY	0- 0		5- 0		3- 0	
2- 0	0- 0		0- 0		NEUTRAL	0- 0		2- 0		1- 0	
1- 5	0- 0		0- 1		CONFERENCE	0- 2		1- 2		0- 0	
1- 2	0- 0		0- 1		HOME	0- 1		1- 0		0- 0	
0- 3	0- 0		0- 0		AWAY	0- 1		0- 2		0- 0	
0- 0	0- 0		0- 0		NEUTRAL	0- 0		0- 0		0- 0	

RPI 1-25				RPI 26-50				RPI 51-100				RPI 101+				Team's RPI: 116
RPI	S	Opponent	Score	RPI	S	Opponent	Score	RPI	S	Opponent	Score	RPI	S	Opponent	Score	
				34	H	Cal i forni a	79 89	69	A	Harvard	85 87	111	A	Dartmouth	73 78	
				46	H	Princeton	62 77	86	H	Penn	55 88	118	A	Yale	63 77	
												118	H	Yale	81 71	
												147	A	Paci fic	74 57	
												188	A	Provi dence	64 59	
												191	N	Hampton	73 66	
												205	H	Boston U.	92 68	
												233	H	Holy Cross	82 78	
												234	A	Howard	85 81	
												280	A	Col gate	83 73	
												282	H	Bryant	85 62	
												282	N	Bryant	72 60	
												286	H	Sacred Heart	102 77	
												293	A	Central Conn. St.	78 55	
LAST 12 Division I GAMES:																
				46	H	Princeton	62 77	234	A	Howard	85 81					
				86	H	Penn	55 88	205	H	Boston U.	92 68					
				69	A	Harvard	85 87	280	A	Col gate	83 73					
				111	A	Dartmouth	73 78	286	H	Sacred Heart	102 77					
				118	H	Yale	81 71	282	N	Bryant	72 60					
				118	A	Yale	63 77	188	A	Provi dence	64 59					

Non-Div I Games: Johnson & Wales (RI) 100 79

Brown

Average RPI Win: 288	WON-LOST RECORD	WINNING PCT. RANK	LAST 10 GAMES	STRENGTH OF SCHEDULE	OPP. STRENGTH OF SCHEDULE	TEAM RPI	ADJ. RPI	CONF. RPI	ADJ CONF. RPI
Average RPI Loss: 177									
DIV. I ONLY	7- 15	269	6- 4	234	320	282	282	29	29
DIV. I NON-CONF.	1- 10	327	0- 1	191	203	312	312	29	29

TOTALS	RPI 1-25	RPI 26-50	W-L RECORDS	RPI 51-100	RPI 101-999	RPI 201+			
7- 15	0- 0	0- 0	OVERALL	0- 2	7- 13	7- 5			
4- 7	0- 0	0- 0	HOME	0- 0	4- 7	4- 4			
2- 7	0- 0	0- 0	AWAY	0- 2	2- 5	2- 1			
1- 1	0- 0	0- 0	NEUTRAL	0- 0	1- 1	1- 0			
1- 10	0- 0	0- 0	NON-CONFERENCE	0- 2	1- 8	1- 2			
0- 4	0- 0	0- 0	HOME	0- 0	0- 4	0- 1			
0- 5	0- 0	0- 0	AWAY	0- 2	0- 3	0- 1			
1- 1	0- 0	0- 0	NEUTRAL	0- 0	1- 1	1- 0			
6- 5	0- 0	0- 0	CONFERENCE	0- 0	6- 5	6- 3			
4- 3	0- 0	0- 0	HOME	0- 0	4- 3	4- 3			
2- 2	0- 0	0- 0	AWAY	0- 0	2- 2	2- 0			
0- 0	0- 0	0- 0	NEUTRAL	0- 0	0- 0	0- 0			

RPI 1-25				RPI 26-50				RPI 51-100				RPI 101+ Team's RPI: 282			
RPI	S	Opponent	Score	RPI	S	Opponent	Score	RPI	S	Opponent	Score	RPI	S	Opponent	Score
								67	A	Maine	68 70	116	A	Brown	62 85
								77	A	James Madison	36 67	116	N	Brown	60 72
												132	A	Saint Francis (PA)	69 87
												152	H	Binghamton	47 55
												153	A	Robert Morris	49 72
												158	H	Hartford	47 59
												178	H	New Hampshire	65 74
												196	A	Boston College	42 65
												205	H	Boston U.	61 78
												233	A	Holy Cross	57 59
												266	A	Fairleigh Dickinson	65 48
												266	H	Fairleigh Dickinson	69 77
												274	H	St. Francis Brooklyn	73 63
												279	H	LIU Brooklyn	75 56
												284	H	Mt. St. Mary's	63 68
												286	A	Sacred Heart	81 73
												286	H	Sacred Heart	60 56
												293	H	Central Conn. St.	66 50
												323	H	Wagner	66 75
												331	N	Rhode Island	58 52
LAST 12 Division I GAMES:															
286	H	Sacred Heart	60 56	286	A	Sacred Heart	81 73								
266	H	Fairleigh Dickinson	69 77	266	A	Fairleigh Dickinson	65 48								
132	A	Saint Francis (PA)	69 87	293	H	Central Conn. St.	66 50								
153	A	Robert Morris	49 72	284	H	Mt. St. Mary's	63 68								
274	H	St. Francis Brooklyn	73 63	323	H	Wagner	66 75								
279	H	LIU Brooklyn	75 56	77	A	James Madison	36 67								

Non-Div I Games:

Bryant

Average RPI Win:	221	WON-LOST	WINNING	LAST 10	STRENGTH OF	OPP. STRENGTH	TEAM	ADJ.	CONF.	ADJ CONF.
Average RPI Loss:	145	RECORD	PCT. RANK	GAMES	SCHEDULE	OF SCHEDULE	RPI	RPI	RPI	RPI
DIV. I ONLY	15- 8	87	8- 2	224	192	133	133	15	15	
DIV. I NON-CONF.	6- 5	153	0- 0	278	200	196	196	18	18	
<hr/>										
TOTALS	RPI 1-25	RPI 26-50	W-L RECORDS	RPI 51-100	RPI 101-999	RPI 201+				
15- 8	0- 0	0- 0	OVERALL	1- 3	14- 5	10- 2				
9- 3	0- 0	0- 0	HOME	1- 0	8- 3	5- 2				
6- 5	0- 0	0- 0	AWAY	0- 3	6- 2	5- 0				
0- 0	0- 0	0- 0	NEUTRAL	0- 0	0- 0	0- 0				
6- 5	0- 0	0- 0	NON-CONFERENCE	0- 2	6- 3	4- 1				
3- 2	0- 0	0- 0	HOME	0- 0	3- 2	2- 1				
3- 3	0- 0	0- 0	AWAY	0- 2	3- 1	2- 0				
0- 0	0- 0	0- 0	NEUTRAL	0- 0	0- 0	0- 0				
9- 3	0- 0	0- 0	CONFERENCE	1- 1	8- 2	6- 1				
6- 1	0- 0	0- 0	HOME	1- 0	5- 1	3- 1				
3- 2	0- 0	0- 0	AWAY	0- 1	3- 1	3- 0				
0- 0	0- 0	0- 0	NEUTRAL	0- 0	0- 0	0- 0				

RPI 1-25				RPI 26-50				RPI 51-100				RPI 101+				Team's RPI: 133
RPI	S	Opponent	Score	RPI	S	Opponent	Score	RPI	S	Opponent	Score	RPI	S	Opponent	Score	
								56	A	Drexel	54 63	148	A	Pittsburgh	39 57	
								65	A	American	58 68	152	H	Binghamton	64 59	
								74	A	Fordham	62 71	161	A	Lehigh	62 66	
								83	H	Navy	47 39	161	H	Lehigh	59 52	
												176	H	Army West Point	60 36	
												192	H	Saint Joseph's	53 77	
												200	A	Youngstown St.	66 60	
												205	A	Boston U.	63 58	
												205	H	Boston U.	67 57	
												222	H	Akron	63 52	
												223	H	Loyola Maryland	65 68	
												233	A	Holy Cross	71 47	
												243	H	St. Bonaventure	48 59	
												245	A	Lafayette	80 57	
												245	H	Lafayette	83 53	
												267	A	Rider	76 71	
												280	H	Colgate	77 57	
												296	H	Canisius	76 57	
												338	A	Iona	60 53	
<hr/>																
LAST 12 Division I GAMES:																
				161	H	Lehigh	59 52	280	H	Colgate	77 57					
				245	A	Lafayette	80 57	161	A	Lehigh	62 66					
				205	H	Boston U.	67 57	245	H	Lafayette	83 53					
				83	H	Navy	47 39	176	H	Army West Point	60 36					
				233	A	Holy Cross	71 47	205	A	Boston U.	63 58					
				223	H	Loyola Maryland	65 68	65	A	American	58 68					

Non-Div I Games:

Bucknell

Average RPI Win:	139	WON-LOST	WINNING	LAST 10	STRENGTH OF	OPP. STRENGTH	TEAM	ADJ.	CONF.	ADJ CONF.
Average RPI Loss:	106	RECORD	PCT. RANK	GAMES	SCHEDULE	OF SCHEDULE	RPI	RPI	RPI	RPI
DIV. I ONLY	18- 4	24	8- 2	81	75	21	21	7	7	
DIV. I NON-CONF.	9- 2	34	1- 0	185	65	42	42	8	8	
TOTALS	RPI 1-25	RPI 26-50	W-L RECORDS	RPI 51-100	RPI 101-999	RPI 201+				
18- 4	0- 0	1- 2	OVERALL	7- 0	10- 2	4- 1				
8- 0	0- 0	0- 0	HOME	2- 0	6- 0	2- 0				
7- 4	0- 0	1- 2	AWAY	3- 0	3- 2	2- 1				
3- 0	0- 0	0- 0	NEUTRAL	2- 0	1- 0	0- 0				
9- 2	0- 0	0- 1	NON-CONFERENCE	3- 0	6- 1	3- 1				
3- 0	0- 0	0- 0	HOME	0- 0	3- 0	2- 0				
3- 2	0- 0	0- 1	AWAY	1- 0	2- 1	1- 1				
3- 0	0- 0	0- 0	NEUTRAL	2- 0	1- 0	0- 0				
9- 2	0- 0	1- 1	CONFERENCE	4- 0	4- 1	1- 0				
5- 0	0- 0	0- 0	HOME	2- 0	3- 0	0- 0				
4- 2	0- 0	1- 1	AWAY	2- 0	1- 1	1- 0				
0- 0	0- 0	0- 0	NEUTRAL	0- 0	0- 0	0- 0				

RPI 1-25			Team's RPI: 21		RPI 26-50			RPI 51-100			RPI 101+				
RPI	S	Opponent	Score	RPI	S	Opponent	Score	RPI	S	Opponent	Score	RPI	S	Opponent	Score
27	A	Central Mich.	79 86	27	A	Central Mich.	79 86	58	N	Nebraska	82 72	107	H	Western Mich.	71 49
31	A	Arizona St.	57 76	31	A	Arizona St.	57 76	59	A	St. John's (NY)	73 72	126	A	Northern Ill.	84 86
43	A	Ball St.	84 80	43	A	Ball St.	84 80	63	A	Toledo	84 73	130	H	Delaware	87 73
								63	H	Toledo	87 69	135	H	Kent St.	80 42
								78	A	Ohio	67 63	140	N	Clemson	61 41
								89	H	Miami (OH)	72 67	189	A	Columbia	65 63
								91	N	UNLV	80 53	198	H	Eastern Mich.	97 92
												222	A	Akron	89 66
												238	A	Niagara	62 75
												243	A	St. Bonaventure	76 59
												296	H	Canisius	73 47
												304	H	UMES	76 41
LAST 12 Division I GAMES:															
135	H	Kent St.	80 42	43	A	Ball St.	84 80	58	N	Nebraska	82 72	107	H	Western Mich.	71 49
63	A	Toledo	84 73	89	H	Miami (OH)	72 67	59	A	St. John's (NY)	73 72	126	A	Northern Ill.	84 86
27	A	Central Mich.	79 86	126	A	Northern Ill.	84 86	63	A	Toledo	84 73	130	H	Delaware	87 73
198	H	Eastern Mich.	97 92	107	H	Western Mich.	71 49	63	H	Toledo	87 69	135	H	Kent St.	80 42
63	H	Toledo	87 69	222	A	Akron	89 66	78	A	Ohio	67 63	140	N	Clemson	61 41
78	A	Ohio	67 63	59	A	St. John's (NY)	73 72	89	H	Miami (OH)	72 67	189	A	Columbia	65 63

Non-Div I Games:

Buffalo

Average RPI Win:	179	WON-LOST	WINNING	LAST 10	STRENGTH OF	OPP. STRENGTH	TEAM	ADJ.	CONF.	ADJ CONF.
Average RPI Loss:	67	RECORD	PCT. RANK	GAMES	SCHEDULE	OF SCHEDULE	RPI	RPI	RPI	RPI
DIV. I ONLY	13- 12	169	3- 7	62	83	96	96	6	6	
DIV. I NON-CONF.	8- 4	87	0- 0	100	231	69	69	6	6	

TOTALS	RPI 1-25	RPI 26-50	W-L RECORDS	RPI 51-100	RPI 101-999	RPI 201+				
13- 12	1- 2	1- 3	OVERALL	2- 5	9- 2	6- 1				
7- 4	0- 1	1- 0	HOME	1- 1	5- 2	3- 1				
5- 6	1- 1	0- 3	AWAY	0- 2	4- 0	3- 0				
1- 2	0- 0	0- 0	NEUTRAL	1- 2	0- 0	0- 0				
8- 4	0- 0	0- 2	NON-CONFERENCE	1- 2	7- 0	6- 0				
4- 0	0- 0	0- 0	HOME	0- 0	4- 0	3- 0				
3- 2	0- 0	0- 2	AWAY	0- 0	3- 0	3- 0				
1- 2	0- 0	0- 0	NEUTRAL	1- 2	0- 0	0- 0				
5- 8	1- 2	1- 1	CONFERENCE	1- 3	2- 2	0- 1				
3- 4	0- 1	1- 0	HOME	1- 1	1- 2	0- 1				
2- 4	1- 1	0- 1	AWAY	0- 2	1- 0	0- 0				
0- 0	0- 0	0- 0	NEUTRAL	0- 0	0- 0	0- 0				

RPI	S	Opponent	Score	RPI	S	Opponent	Score	RPI	S	Opponent	Score	RPI	S	Opponent	Score
24	A	DePaul	65 87	28	A	South Fla.	55 71	53	N	West Virginia	68 75	125	A	Georgetown	66 57
25	A	Villanova	76 53	32	A	Marquette	67 69	54	N	Virginia Tech	79 77	125	H	Georgetown	52 63
25	H	Villanova	67 69	37	H	Creighton	59 53	56	N	Drexel	62 76	183	H	Wisconsin	69 62
				43	A	Ball St.	75 87	59	A	St. John's (NY)	38 76	188	H	Providence	68 57
								59	H	St. John's (NY)	55 73	207	H	Xavier	62 69
								95	A	Seton Hall	64 75	239	H	Austin Peay	75 54
								95	H	Seton Hall	66 48	257	A	Indiana St.	60 51
												264	H	Lipscomb	70 58
												265	A	Illinois St.	56 45
												295	H	Loyola Chicago	64 52
												298	A	Murray St.	88 59

LAST 12 Division I GAMES:															
95	A	Seton Hall	64 75	24	A	DePaul	65 87	32	A	Marquette	67 69	59	H	St. John's (NY)	55 73
59	A	St. John's (NY)	38 76	59	H	St. John's (NY)	55 73	95	H	Seton Hall	66 48	125	A	Georgetown	66 57
25	H	Villanova	67 69	95	H	Seton Hall	66 48	125	A	Georgetown	66 57	25	A	Villanova	76 53
125	H	Georgetown	52 63	125	A	Georgetown	66 57								
188	H	Providence	68 57	25	A	Villanova	76 53								
37	H	Creighton	59 53												

Non-Div I Games:

Butler

Average RPI Win:	278	WON-LOST	WINNING	LAST 10	STRENGTH OF	OPP. STRENGTH	TEAM	ADJ.	CONF.	ADJ CONF.
Average RPI Loss:	173	RECORD	PCT. RANK	GAMES	SCHEDULE	OF SCHEDULE	RPI	RPI	RPI	RPI
DIV. I ONLY	11- 10	155	7- 3	329	230	229	229	30	30	
DIV. I NON-CONF.	4- 8	239	1- 2	259	154	238	238	31	31	

TOTALS	RPI 1-25	RPI 26-50	W-L RECORDS	RPI 51-100	RPI 101-999	RPI 201+				
11- 10	0- 1	0- 0	OVERALL	0- 1	11- 8	10- 5				
6- 2	0- 0	0- 0	HOME	0- 0	6- 2	6- 1				
5- 8	0- 1	0- 0	AWAY	0- 1	5- 6	4- 4				
0- 0	0- 0	0- 0	NEUTRAL	0- 0	0- 0	0- 0				
4- 8	0- 1	0- 0	NON-CONFERENCE	0- 1	4- 6	3- 3				
2- 1	0- 0	0- 0	HOME	0- 0	2- 1	2- 0				
2- 7	0- 1	0- 0	AWAY	0- 1	2- 5	1- 3				
0- 0	0- 0	0- 0	NEUTRAL	0- 0	0- 0	0- 0				
7- 2	0- 0	0- 0	CONFERENCE	0- 0	7- 2	7- 2				
4- 1	0- 0	0- 0	HOME	0- 0	4- 1	4- 1				
3- 1	0- 0	0- 0	AWAY	0- 0	3- 1	3- 1				
0- 0	0- 0	0- 0	NEUTRAL	0- 0	0- 0	0- 0				

RPI 1-25				RPI 26-50				RPI 51-100				RPI 101+ Team's RPI: 229			
RPI	S	Opponent	Score	RPI	S	Opponent	Score	RPI	S	Opponent	Score	RPI	S	Opponent	Score
12	A	Stanford	34 57					72	A	South Dakota	50 66	124	A	UTEP	56 67
												151	A	Cal Poly	57 59
												174	A	Boise St.	65 59
												175	H	UC Irvine	59 72
												210	H	Seattle U	75 68
												212	A	SMU	29 41
												231	H	Omaha	52 43
												235	A	UC Riverside	65 68
												240	A	New Mexico St.	48 56
												240	H	New Mexico St.	62 52
												251	A	San Jose St.	57 67
												260	A	UMKC	76 62
												260	H	UMKC	58 60
												305	H	Cal St. Fullerton	55 43
												311	A	Southern Utah	46 45
												324	A	UTRGV	67 64
												329	H	Utah Valley	63 58
												339	A	Chicago St.	63 36
												339	H	Chicago St.	63 49

LAST 12 Division I GAMES:															
240	H	New Mexico St.	62 52	240	A	New Mexico St.	48 56	324	A	UTRGV	67 64				
260	A	UMKC	76 62					329	H	Utah Valley	63 58				
339	A	Chicago St.	63 36					175	H	UC Irvine	59 72				
210	H	Seattle U	75 68					151	A	Cal Poly	57 59				
339	H	Chicago St.	63 49					174	A	Boise St.	65 59				
260	H	UMKC	58 60												

Non-Div I Games: Fresno Pacific 74 63 Whittier 72 35

CSU Bakersfield

C
S
U
N

C
S
U
N

CSUN

Page 37

C
a
l
P
o
l
y

Cal Poly		Through Games Of Feb. 8, 2018									
Average RPI	Win: 251	WON-LOST	WINNING	LAST 10	STRENGTH OF	OPP. STRENGTH	TEAM	ADJ.	CONF.	ADJ CONF.	
Average RPI	Loss: 145	RECORD	PCT. RANK	GAMES	SCHEDULE	OF SCHEDULE	RPI	RPI	RPI	RPI	
DIV. I ONLY	12- 9	131	7- 3	211	272	151	151	21	21		
DIV. I NON-CONF.	5- 6	187	1- 1	207	323	198	198	20	20		

TOTALS	RPI 1-25	RPI 26-50	W-L RECORDS	RPI 51-100	RPI 101-999	RPI 201+					
12- 9	0- 0	0- 1	OVERALL	0- 3	12- 5	10- 2					
7- 2	0- 0	0- 0	HOME	0- 1	7- 1	5- 0					
5- 7	0- 0	0- 1	AWAY	0- 2	5- 4	5- 2					
0- 0	0- 0	0- 0	NEUTRAL	0- 0	0- 0	0- 0					
5- 6	0- 0	0- 1	NON-CONFERENCE	0- 1	5- 4	4- 1					
3- 1	0- 0	0- 0	HOME	0- 0	3- 1	2- 0					
2- 5	0- 0	0- 1	AWAY	0- 1	2- 3	2- 1					
0- 0	0- 0	0- 0	NEUTRAL	0- 0	0- 0	0- 0					
7- 3	0- 0	0- 0	CONFERENCE	0- 2	7- 1	6- 1					
4- 1	0- 0	0- 0	HOME	0- 1	4- 0	3- 0					
3- 2	0- 0	0- 0	AWAY	0- 1	3- 1	3- 1					
0- 0	0- 0	0- 0	NEUTRAL	0- 0	0- 0	0- 0					

C
a
l
P
o
l
y

RPI 1-25				RPI 26-50				RPI 51-100				RPI 101+ Team's RPI: 151			
RPI	S	Opponent	Score	RPI	S	Opponent	Score	RPI	S	Opponent	Score	RPI	S	Opponent	Score
				47	A	Minnesota	68 112	64	A	UC Davis	77 85	153	H	Robert Morris	50 66
								64	H	UC Davis	76 80	163	A	San Francisco	71 83
								84	A	Saint Mary's (CA)	64 82	163	H	San Francisco	88 83
												175	H	UC Irvine	79 76
												186	A	Eastern Wash.	72 75
												213	A	UC Santa Barbara	68 73
												214	H	CSUN	84 71
												229	H	CSU Bakersfield	59 57
												235	A	UC Riverside	87 82
												235	H	UC Riverside	91 73
												255	H	Hawaii	52 50
												270	A	North Dakota St.	73 69
												272	H	Grand Canyon	75 69
												305	A	Cal St. Fullerton	72 63
												327	A	Long Beach St.	75 64
												328	A	Northern Ariz.	89 73
												329	A	Utah Valley	70 89

LAST 12 Division I GAMES:															
				64	A	UC Davis	77 85	175	H	UC Irvine	79 76				
				235	H	UC Riverside	91 73	214	H	CSUN	84 71				
				255	H	Hawaii	52 50	213	A	UC Santa Barbara	68 73				
				305	A	Cal St. Fullerton	72 63	235	A	UC Riverside	87 82				
				327	A	Long Beach St.	75 64	229	H	CSU Bakersfield	59 57				
				64	H	UC Davis	76 80	329	A	Utah Valley	70 89				

Non-Div I Games: Cal St. Monterey Bay77 44

Cal Poly

Average RPI Win: 299		WON-LOST RECORD	WINNING PCT. RANK	LAST 10 GAMES	STRENGTH OF SCHEDULE	OPP. STRENGTH OF SCHEDULE	TEAM RPI	ADJ. RPI	CONF. RPI	ADJ. CONF. RPI
Average RPI Loss: 189										
DIV. I ONLY		6- 15	284	2- 8	297	290	305	305	21	21
DIV. I NON-CONF.		4- 8	239	2- 1	307	321	287	287	20	20
TOTALS		RPI 1-25	RPI 26-50	W-L RECORDS	RPI 51-100	RPI 101-999	RPI 201+			
6- 15	0- 0		0- 0	OVERALL	0- 1	6- 14	6- 7			
4- 5	0- 0		0- 0	HOME	0- 0	4- 5	4- 1			
2- 9	0- 0		0- 0	AWAY	0- 1	2- 8	2- 6			
0- 1	0- 0		0- 0	NEUTRAL	0- 0	0- 1	0- 0			
4- 8	0- 0		0- 0	NON-CONFERENCE	0- 0	4- 8	4- 3			
2- 2	0- 0		0- 0	HOME	0- 0	2- 2	2- 0			
2- 5	0- 0		0- 0	AWAY	0- 0	2- 5	2- 3			
0- 1	0- 0		0- 0	NEUTRAL	0- 0	0- 1	0- 0			
2- 7	0- 0		0- 0	CONFERENCE	0- 1	2- 6	2- 4			
2- 3	0- 0		0- 0	HOME	0- 0	2- 3	2- 1			
0- 4	0- 0		0- 0	AWAY	0- 1	0- 3	0- 3			
0- 0	0- 0		0- 0	NEUTRAL	0- 0	0- 0	0- 0			

RPI 1-25				RPI 26-50				RPI 51-100				RPI 101+				Team's RPI: 305	
RPI	S	Opponent	Score	RPI	S	Opponent	Score	RPI	S	Opponent	Score	RPI	S	Opponent	Score		
								64	A	UC Davis	53 67	124	H	UTEP	91 92		
												147	A	Pacific	65 81		
												151	H	Cal Poly	63 72		
												154	A	Idaho	60 80		
												175	H	UC Irvine	60 76		
												190	H	Denver	58 83		
												199	N	Oral Roberts	50 60		
												214	A	CSUN	41 65		
												214	H	CSUN	68 70		
												226	A	Montana	47 68		
												229	A	CSU Bakersfield	43 55		
												235	A	UC Riverside	50 63		
												255	A	Hawaii	54 59		
												255	H	Hawaii	69 57		
												256	A	San Diego St.	58 59		
												278	A	Santa Clara	73 69		
												291	H	UTSA	55 46		
												314	H	Portland	66 61		
												327	H	Long Beach St.	67 61		
												329	A	Utah Valley	73 36		
LAST 12 Division I GAMES:																	
				255	A	Hawaii	54 59	327	H	Long Beach St.	67 61						
				175	H	UC Irvine	60 76	214	H	CSUN	68 70						
				151	H	Cal Poly	63 72	255	H	Hawaii	69 57						
				64	A	UC Davis	53 67	124	H	UTEP	91 92						
				214	A	CSUN	41 65	329	A	Utah Valley	73 36						
				235	A	UC Riverside	50 63	291	H	UTSA	55 46						

Cal St. Fullerton

Average RPI Win:	162	WON-LOST	WINNING	LAST 10	STRENGTH OF	OPP. STRENGTH	TEAM	ADJ.	CONF.	ADJ CONF.
Average RPI Loss:	19	RECORD	PCT. RANK	GAMES	SCHEDULE	OF SCHEDULE	RPI	RPI	RPI	RPI
DIV. I ONLY	15- 8	87	5- 5	25	44	34	34	4	4	
DIV. I NON-CONF.	9- 2	34	0- 0	40	77	19	19	3	3	

TOTALS	RPI 1-25	RPI 26-50	W-L RECORDS	RPI 51-100	RPI 101-999	RPI 201+				
15- 8	0- 5	0- 3	OVERALL	4- 0	11- 0	6- 0				
9- 3	0- 2	0- 1	HOME	3- 0	6- 0	4- 0				
6- 5	0- 3	0- 2	AWAY	1- 0	5- 0	2- 0				
0- 0	0- 0	0- 0	NEUTRAL	0- 0	0- 0	0- 0				
9- 2	0- 2	0- 0	NON-CONFERENCE	1- 0	8- 0	4- 0				
5- 1	0- 1	0- 0	HOME	1- 0	4- 0	3- 0				
4- 1	0- 1	0- 0	AWAY	0- 0	4- 0	1- 0				
0- 0	0- 0	0- 0	NEUTRAL	0- 0	0- 0	0- 0				
6- 6	0- 3	0- 3	CONFERENCE	3- 0	3- 0	2- 0				
4- 2	0- 1	0- 1	HOME	2- 0	2- 0	1- 0				
2- 4	0- 2	0- 2	AWAY	1- 0	1- 0	1- 0				
0- 0	0- 0	0- 0	NEUTRAL	0- 0	0- 0	0- 0				

RPI 1-25				RPI 26-50				Team's RPI: 34				RPI 51-100				RPI 101+			
RPI	S	Opponent	Score	RPI	S	Opponent	Score	RPI	S	Opponent	Score	RPI	S	Opponent	Score	RPI	S	Opponent	Score
1	A	UConn	47 82	31	A	Arizona St.	71 80	51	A	Southern Cal i forni a	62 59	106	A	Kentucky	62 52				
7	A	UCLA	52 60	31	H	Arizona St.	42 57	51	H	Southern Cal i forni a	76 64	116	A	Brown	89 79				
7	H	UCLA	46 82	50	A	Oregon St.	48 68	82	H	Washi ngton St.	66 60	119	H	BYU	70 45				
9	A	Oregon	54 91					84	H	Saint Mary's (CA)	87 80	147	A	Paci fic	92 85				
19	H	Mi ssouri	52 55									172	H	Washi ngton	69 60				
												203	H	San Di ego	89 64				
												210	H	Seattle U	87 67				
												252	H	Manhattan	87 66				
												278	A	Santa Clara	79 41				
												283	A	Ari zona	53 51				
												283	H	Ari zona	63 39				
LAST 12 Di vi si on I GAMES:																			
				50	A	Oregon St.	48 68	82	H	Washi ngton St.	66 60								
				9	A	Oregon	54 91	172	H	Washi ngton	69 60								
				31	H	Ari zona St.	42 57	283	A	Ari zona	53 51								
				283	H	Ari zona	63 39	31	A	Ari zona St.	71 80								
				51	A	Southern Cal i forni a	62 59	7	H	UCLA	46 82								
				7	A	UCLA	52 60	51	H	Southern Cal i forni a	76 64								

Non-Di v I Games:

Cal i forni a

Average RPI Win:	280	WON-LOST	WINNING	LAST 10	STRENGTH OF	OPP. STRENGTH	TEAM	ADJ.	CONF.	ADJ CONF.
Average RPI Loss:	188	RECORD	PCT. RANK	GAMES	SCHEDULE	OF SCHEDULE	RPI	RPI	RPI	RPI
DIV. I ONLY	10- 10	171	5- 5	313	325	246	246	27	27	
DIV. I NON-CONF.	5- 4	146	0- 1	320	284	230	230	28	28	

TOTALS	RPI 1-25	RPI 26-50	W-L RECORDS	RPI 51-100	RPI 101-999	RPI 201+				
10- 10	0- 0	0- 0	OVERALL	0- 2	10- 8	9- 5				
4- 5	0- 0	0- 0	HOME	0- 1	4- 4	4- 2				
6- 5	0- 0	0- 0	AWAY	0- 0	6- 3	5- 3				
0- 0	0- 0	0- 0	NEUTRAL	0- 0	0- 0	0- 0				
5- 4	0- 0	0- 0	NON-CONFERENCE	0- 1	5- 3	5- 2				
2- 2	0- 0	0- 0	HOME	0- 1	2- 1	2- 1				
3- 2	0- 0	0- 0	AWAY	0- 0	3- 2	3- 1				
0- 0	0- 0	0- 0	NEUTRAL	0- 0	0- 0	0- 0				
5- 6	0- 0	0- 0	CONFERENCE	0- 1	5- 5	4- 3				
2- 3	0- 0	0- 0	HOME	0- 0	2- 3	2- 1				
3- 3	0- 0	0- 0	AWAY	0- 1	3- 2	2- 2				
0- 0	0- 0	0- 0	NEUTRAL	0- 0	0- 0	0- 0				

RPI 1-25				RPI 26-50				RPI 51-100				RPI 101+				Team's RPI: 246	
RPI	S	Opponent	Score	RPI	S	Opponent	Score	RPI	S	Opponent	Score	RPI	S	Opponent	Score		
								57	H	Mercer	57	58	150	A	Kansas	48	66
								99	A	Liberty	42	60	160	A	High Point	51	44
													160	H	High Point	53	62
													162	H	Radford	50	51
													217	A	Gardner-Webb	73	44
													218	H	Norfolk St.	27	53
													234	A	Howard	61	63
													236	A	UNCG	72	61
													247	H	UNC Asheville	52	60
													254	A	Presbyterian	59	65
													259	A	Col. of Charleston	53	45
													294	H	USC Upstate	69	49
													303	A	Charleston So.	59	63
													303	H	Charleston So.	58	49
													310	H	Western Caro.	58	51
													334	A	N. C. Central	58	51
													341	A	Winthrop	72	48
													349	H	Longwood	58	48

LAST 12 Division I GAMES:																	
303	A	Charleston So.	59	63	160	H	High Point	53	62								
160	A	High Point	51	44	254	A	Presbyterian	59	65								
162	H	Radford	50	51	303	H	Charleston So.	58	49								
349	H	Longwood	58	48	341	A	Winthrop	72	48								
217	A	Gardner-Webb	73	44	247	H	UNC Asheville	52	60								
99	A	Liberty	42	60	234	A	Howard	61	63								

Non-Div I Games: Columbia Int'l 78 39 William Peace 94 42

Campbel I

Average RPI Win:	275	WON-LOST	WINNING	LAST 10	STRENGTH OF	OPP. STRENGTH	TEAM	ADJ.	CONF.	ADJ CONF.
Average RPI Loss:	194	RECORD	PCT. RANK	GAMES	SCHEDULE	OF SCHEDULE	RPI	RPI	RPI	RPI
DIV. I ONLY	8- 15	259	5- 5	308	298	296	296	28	28	
DIV. I NON-CONF.	2- 9	295	0- 0	228	276	299	299	26	26	

TOTALS	RPI 1-25	RPI 26-50	W-L RECORDS	RPI 51-100	RPI 101-999	RPI 201+				
8- 15	0- 1	0- 0	OVERALL	0- 2	8- 12	6- 9				
4- 8	0- 0	0- 0	HOME	0- 1	4- 7	3- 6				
4- 6	0- 0	0- 0	AWAY	0- 1	4- 0	3- 0				
0- 1	0- 0	0- 0	NEUTRAL	0- 0	0- 1	0- 0				
2- 9	0- 1	0- 0	NON-CONFERENCE	0- 1	2- 7	1- 5				
1- 4	0- 0	0- 0	HOME	0- 0	1- 4	1- 4				
1- 4	0- 1	0- 0	AWAY	0- 1	1- 2	0- 1				
0- 1	0- 0	0- 0	NEUTRAL	0- 0	0- 1	0- 0				
6- 6	0- 0	0- 0	CONFERENCE	0- 1	6- 5	5- 4				
3- 4	0- 0	0- 0	HOME	0- 1	3- 3	2- 2				
3- 2	0- 0	0- 0	AWAY	0- 0	3- 2	3- 2				
0- 0	0- 0	0- 0	NEUTRAL	0- 0	0- 0	0- 0				

RPI 1-25				RPI 26-50				RPI 51-100				RPI 101+ Team's RPI: 296			
RPI	S	Opponent	Score	RPI	S	Opponent	Score	RPI	S	Opponent	Score	RPI	S	Opponent	Score
21	A	Buffalo	47 73					60	H	Qui nni pi ac	55 84	117	N	Mi ddl e Tenn.	45 55
								89	A	Mi ami (OH)	47 72	133	A	Bucknel l	57 76
												166	H	Marist	53 78
												195	A	Bowl ing Green	71 57
												197	H	Si ena	65 57
												204	H	Morehead St.	52 76
												219	H	Oakl and	48 83
												238	H	Ni agara	64 60
												243	H	St. Bonaventure	71 69
												252	A	Manhattan	39 58
												252	H	Manhattan	56 59
												253	H	Fai rfi eld	52 56
												267	A	Ri der	54 70
												273	H	Cornel l	59 67
												280	H	Col gate	63 70
												300	A	Monmouth	60 48
												324	A	UTRGV	46 63
												338	A	I ona	53 49
												344	A	Saint Peter's	66 53
												344	H	Saint Peter's	52 49

LAST 12 Di vi si on I GAMES:															
344	H	Saint Peter's	52 49	197	H	Si ena	65 57								
238	H	Ni agara	64 60	252	H	Manhattan	56 59								
166	H	Marist	53 78	267	A	Ri der	54 70								
60	H	Qui nni pi ac	55 84	252	A	Manhattan	39 58								
300	A	Monmouth	60 48	338	A	I ona	53 49								
344	A	Saint Peter's	66 53	253	H	Fai rfi eld	52 56								

Non-Di v I Games:

Canisius

Average RPI Win:	258	WON-LOST	WINNING	LAST 10	STRENGTH OF	OPP. STRENGTH	TEAM	ADJ.	CONF.	ADJ CONF.
Average RPI Loss:	112	RECORD	PCT. RANK	GAMES	SCHEDULE	OF SCHEDULE	RPI	RPI	RPI	RPI
DIV. I ONLY	12- 7	104	7- 3	252	206	129	129	25	25	
DIV. I NON-CONF.	3- 4	209	0- 0	35	23	71	71	25	25	

TOTALS	RPI 1-25	RPI 26-50	W-L RECORDS	RPI 51-100	RPI 101-999	RPI 201+				
12- 7	0- 3	0- 0	OVERALL	0- 0	12- 4	10- 2				
6- 1	0- 0	0- 0	HOME	0- 0	6- 1	5- 1				
4- 6	0- 0	0- 0	AWAY	0- 0	4- 0	4- 0				
2- 0	0- 0	0- 0	NEUTRAL	0- 0	2- 0	1- 0				
3- 4	0- 3	0- 0	NON-CONFERENCE	0- 0	3- 1	2- 0				
1- 0	0- 0	0- 0	HOME	0- 0	1- 0	1- 0				
0- 4	0- 3	0- 0	AWAY	0- 0	0- 1	0- 0				
2- 0	0- 0	0- 0	NEUTRAL	0- 0	2- 0	1- 0				
9- 3	0- 0	0- 0	CONFERENCE	0- 0	9- 3	8- 2				
5- 1	0- 0	0- 0	HOME	0- 0	5- 1	4- 1				
4- 2	0- 0	0- 0	AWAY	0- 0	4- 2	4- 1				
0- 0	0- 0	0- 0	NEUTRAL	0- 0	0- 0	0- 0				

RPI 1-25				RPI 26-50				RPI 51-100				RPI 101+ Team's RPI: 129			
RPI	S	Opponent	Score	RPI	S	Opponent	Score	RPI	S	Opponent	Score	RPI	S	Opponent	Score
8	A	Baylor	55 86									109	H	Lamar University	51 39
10	A	Tennessee	34 77									110	A	South Ala.	43 64
15	A	Texas A&M	61 72									127	A	SFA	46 59
												140	N	Clemson	53 47
												216	H	Abilene Christian	63 45
												225	H	New Orleans	48 52
												248	A	Nicholls St.	69 48
												258	A	A&M-Corpus Christi	58 50
												270	N	North Dakota St.	68 45
												276	H	Alcorn	75 52
												289	A	Southeastern La.	70 78
												289	H	Southeastern La.	63 47
												315	A	Incarinate Word	57 35
												318	H	Houston Baptist	64 56
												320	A	Northwestern St.	61 53
												332	H	Sam Houston St.	69 44
LAST 12 Division I GAMES:															
318	H	Houston Baptist	64 56	248	A	Nicholls St.	69 48								
289	A	Southeastern La.	70 78	315	A	Incarinate Word	57 35								
320	A	Northwestern St.	61 53	109	H	Lamar University	51 39								
127	A	SFA	46 59	332	H	Sam Houston St.	69 44								
216	H	Abilene Christian	63 45	289	H	Southeastern La.	63 47								
225	H	New Orleans	48 52	258	A	A&M-Corpus Christi	58 50								

Non-Div I Games: Central Baptist 75 34 Williams Baptist 77 31 Crowley's Ridge 106 23 Hendrix 79 22 Central Ark.

Average RPI Win: 290	WON-LOST RECORD	WINNING PCT. RANK	LAST 10 GAMES	STRENGTH OF SCHEDULE	OPP. STRENGTH OF SCHEDULE	TEAM RPI	ADJ. RPI	CONF. RPI	ADJ CONF. RPI
Average RPI Loss: 173									
DIV. I ONLY	4- 18	314	4- 6	135	307	293	293	29	29
DIV. I NON-CONF.	0- 11	337	0- 1	51	163	285	285	29	29

TOTALS	RPI 1-25	RPI 26-50	W-L RECORDS	RPI 51-100	RPI 101-999	RPI 201+			
4- 18	0- 0	0- 1	OVERALL	0- 4	4- 13	4- 8			
3- 7	0- 0	0- 0	HOME	0- 1	3- 6	3- 4			
1- 11	0- 0	0- 1	AWAY	0- 3	1- 7	1- 4			
0- 0	0- 0	0- 0	NEUTRAL	0- 0	0- 0	0- 0			
0- 11	0- 0	0- 1	NON-CONFERENCE	0- 4	0- 6	0- 3			
0- 4	0- 0	0- 0	HOME	0- 1	0- 3	0- 1			
0- 7	0- 0	0- 1	AWAY	0- 3	0- 3	0- 2			
0- 0	0- 0	0- 0	NEUTRAL	0- 0	0- 0	0- 0			
4- 7	0- 0	0- 0	CONFERENCE	0- 0	4- 7	4- 5			
3- 3	0- 0	0- 0	HOME	0- 0	3- 3	3- 3			
1- 4	0- 0	0- 0	AWAY	0- 0	1- 4	1- 2			
0- 0	0- 0	0- 0	NEUTRAL	0- 0	0- 0	0- 0			

RPI S Opponent	Score	RPI S Opponent	Score	RPI S Opponent	Score	RPI S Opponent	Score	Team's RPI: 293
		30 A Virginia	59 103	53 A West Virginia	52 102	116 H Brown	55 78	
				55 A Duquesne	58 83	118 H Yale	62 75	
				76 A Penn St.	66 83	132 A Saint Francis (PA)	59 87	
				80 H Albany (NY)	60 72	153 A Robert Morris	47 66	
						158 A Hartford	52 68	
						211 A Stony Brook	55 60	
						266 A Fairleigh Dickinson	49 78	
						266 H Fairleigh Dickinson	76 56	
						271 A Vermont	48 62	
						274 H St. Francis Brooklyn	70 78	
						275 H Morgan St.	41 61	
						279 H LIU Brooklyn	54 61	
						282 A Bryant	50 66	
						284 H Mt. St. Mary's	56 68	
						286 A Sacred Heart	73 71	
						286 H Sacred Heart	69 59	
						323 H Wagner	59 56	
LAST 12 Division I GAMES:								
266 H Fairleigh Dickinson	76 56	266 A Fairleigh Dickinson	49 78					
286 A Sacred Heart	73 71	286 H Sacred Heart	69 59					
153 A Robert Morris	47 66	282 A Bryant	50 66					
132 A Saint Francis (PA)	59 87	323 H Wagner	59 56					
279 H LIU Brooklyn	54 61	284 H Mt. St. Mary's	56 68					
274 H St. Francis Brooklyn	70 78	271 A Vermont	48 62					

Non-Div I Games:

Average RPI Win:	148	WON-LOST	WINNING	LAST 10	STRENGTH OF	OPP. STRENGTH	TEAM	ADJ.	CONF.	ADJ CONF.
Average RPI Loss:	52	RECORD	PCT. RANK	GAMES	SCHEDULE	OF SCHEDULE	RPI	RPI	RPI	RPI
DIV. I ONLY	18- 3	11	10- 0	97	73	27	27	7	7	
DIV. I NON-CONF.	7- 3	74	0- 1	174	63	84	84	8	8	

TOTALS	RPI 1-25	RPI 26-50	W-L RECORDS	RPI 51-100	RPI 101-999	RPI 201+				
18- 3	1- 0	1- 1	OVERALL	3- 2	13- 0	5- 0				
7- 2	1- 0	0- 1	HOME	1- 1	5- 0	1- 0				
9- 1	0- 0	1- 0	AWAY	2- 1	6- 0	3- 0				
2- 0	0- 0	0- 0	NEUTRAL	0- 0	2- 0	1- 0				
7- 3	0- 0	0- 1	NON-CONFERENCE	0- 2	7- 0	4- 0				
2- 2	0- 0	0- 1	HOME	0- 1	2- 0	1- 0				
3- 1	0- 0	0- 0	AWAY	0- 1	3- 0	2- 0				
2- 0	0- 0	0- 0	NEUTRAL	0- 0	2- 0	1- 0				
11- 0	1- 0	1- 0	CONFERENCE	3- 0	6- 0	1- 0				
5- 0	1- 0	0- 0	HOME	1- 0	3- 0	0- 0				
6- 0	0- 0	1- 0	AWAY	2- 0	3- 0	1- 0				
0- 0	0- 0	0- 0	NEUTRAL	0- 0	0- 0	0- 0				

RPI	S	Opponent	Score	RPI	S	Opponent	Score	Team's RPI: 27	RPI	S	Opponent	Score	RPI	S	Opponent	Score
21	H	Buffalo	86 79	40	H	Purdue	69 79		55	A	Duquesne	61 64	107	H	Western Mich.	74 70
				43	A	Ball St.	69 65		60	H	Quinnipiac	70 84	115	N	Iowa St.	81 60
									78	A	Ohio	74 72	123	H	Vanderbilt	92 75
									78	H	Ohio	82 58	126	A	Northern Ill.	81 78
									89	A	Miami (OH)	84 66	135	H	Kent St.	88 84
													143	A	SIUE	94 56
													195	H	Bowling Green	90 54
													198	A	Eastern Mich.	95 72
													219	A	Oakland	103 85
													222	A	Akron	95 86
													256	N	San Diego St.	85 76
													257	A	Indiana St.	77 67
													259	H	Col. of Charleston	79 58
LAST 12 Division I GAMES:																
78	A	Ohio	74 72	135	H	Kent St.	88 84		195	H	Bowling Green	90 54				
198	A	Eastern Mich.	95 72	89	A	Miami (OH)	84 66		78	H	Ohio	82 58				
21	H	Buffalo	86 79	43	A	Ball St.	69 65		60	H	Quinnipiac	70 84				
107	H	Western Mich.	74 70													
222	A	Akron	95 86													
126	A	Northern Ill.	81 78													

Non-Div I Games: Aquinas 96 47

Central Mich.

Average RPI Win: 304		WON-LOST RECORD	WINNING PCT. RANK	LAST 10 GAMES	STRENGTH OF SCHEDULE	OPP. STRENGTH OF SCHEDULE	TEAM RPI	ADJ. RPI	CONF. RPI	ADJ. CONF. RPI
Average RPI Loss: 198										
DIV. I ONLY		7- 12	246	4- 6	326	333	303	303	27	27
DIV. I NON-CONF.		2- 6	280	1- 0	329	282	335	335	28	28
TOTALS		RPI 1-25	RPI 26-50	W-L RECORDS		RPI 51-100	RPI 101-999	RPI 201+		
7- 12	0- 0		0- 0	OVERALL		0- 2	7- 10	7- 6		
4- 5	0- 0		0- 0	HOME		0- 0	4- 5	4- 3		
3- 6	0- 0		0- 0	AWAY		0- 0	3- 2	3- 2		
0- 1	0- 0		0- 0	NEUTRAL		0- 0	0- 1	0- 0		
2- 6	0- 0		0- 0	NON-CONFERENCE		0- 1	2- 5	2- 3		
1- 2	0- 0		0- 0	HOME		0- 0	1- 2	1- 2		
1- 3	0- 0		0- 0	AWAY		0- 1	1- 2	1- 1		
0- 1	0- 0		0- 0	NEUTRAL		0- 0	0- 1	0- 0		
5- 6	0- 0		0- 0	CONFERENCE		0- 1	5- 5	5- 3		
3- 3	0- 0		0- 0	HOME		0- 0	3- 3	3- 1		
2- 3	0- 0		0- 0	AWAY		0- 1	2- 2	2- 2		
0- 0	0- 0		0- 0	NEUTRAL		0- 0	0- 0	0- 0		

RPI 1-25				RPI 26-50				RPI 51-100				RPI 101+				Team's RPI: 303	
RPI	S	Opponent	Score	RPI	S	Opponent	Score	RPI	S	Opponent	Score	RPI	S	Opponent	Score		
								66	A	Georgia Tech	51	78	140	A	Clemson	30	66
								99	A	Liberty	53	63	158	N	Hartford	43	62
													160	H	High Point	74	75
													162	H	Radford	56	61
													217	A	Gardner-Webb	52	68
													246	A	Campbell	49	58
													246	H	Campbell	63	59
													247	H	UNC Asheville	61	78
													254	A	Presbyterian	64	61
													264	H	Lipscomb	54	58
													288	A	Wofford	68	45
													299	A	FIU	70	77
													301	H	Coppin St.	72	58
													321	H	South Carolina St.	58	60
													341	H	Winthrop	81	45
													349	A	Longwood	78	61
													349	H	Longwood	73	57
LAST 12 Division I GAMES:																	
								246	H	Campbell	63	59	341	H	Winthrop	81	45
								349	A	Longwood	78	61	162	H	Radford	56	61
								254	A	Presbyterian	64	61	246	A	Campbell	49	58
								160	H	High Point	74	75	99	A	Liberty	53	63
								247	H	UNC Asheville	61	78	349	H	Longwood	73	57
								217	A	Gardner-Webb	52	68	288	A	Wofford	68	45

Non-Div I Games:	Erskine	79	43	Southern Wesleyan	94	56
------------------	---------	----	----	-------------------	----	----

Charleston So.

■ Loss, ■ Non-Conf, S Site, H Home A Away N Neutral

Average RPI Win:	243	WON-LOST	WINNING	LAST 10	STRENGTH OF	OPP. STRENGTH	TEAM	ADJ.	CONF.	ADJ CONF.
Average RPI Loss:	113	RECORD	PCT. RANK	GAMES	SCHEDULE	OF SCHEDULE	RPI	RPI	RPI	RPI
DIV. I ONLY	9- 13	224	5- 5	105	182	180	180	18	18	
DIV. I NON-CONF.	4- 9	249	1- 2	77	104	205	205	19	19	

TOTALS	RPI 1-25	RPI 26-50	W-L RECORDS	RPI 51-100	RPI 101-999	RPI 201+				
9- 13	0- 2	0- 1	OVERALL	1- 2	8- 8	6- 2				
6- 3	0- 1	0- 0	HOME	1- 1	5- 1	4- 0				
3- 8	0- 0	0- 0	AWAY	0- 1	3- 7	2- 2				
0- 2	0- 1	0- 1	NEUTRAL	0- 0	0- 0	0- 0				
4- 9	0- 2	0- 1	NON-CONFERENCE	1- 2	3- 4	3- 1				
3- 2	0- 1	0- 0	HOME	1- 1	2- 0	2- 0				
1- 5	0- 0	0- 0	AWAY	0- 1	1- 4	1- 1				
0- 2	0- 1	0- 1	NEUTRAL	0- 0	0- 0	0- 0				
5- 4	0- 0	0- 0	CONFERENCE	0- 0	5- 4	3- 1				
3- 1	0- 0	0- 0	HOME	0- 0	3- 1	2- 0				
2- 3	0- 0	0- 0	AWAY	0- 0	2- 3	1- 1				
0- 0	0- 0	0- 0	NEUTRAL	0- 0	0- 0	0- 0				

RPI 1-25				RPI 26-50				RPI 51-100				RPI 101+				Team's RPI: 180
RPI	S	Opponent	Score	RPI	S	Opponent	Score	RPI	S	Opponent	Score	RPI	S	Opponent	Score	
18	H	Rutgers	54 77	41	N	South Dakota St.	70 71	55	H	Duquesne	75 72	104	A	Wake Forest	69 71	
20	N	Iowa	64 77					57	H	Mercer	74 90	108	H	Ri ce	55 62	
								92	A	Arkansas	72 73	117	A	Mi ddl e Tenn.	45 64	
												124	A	UTEP	58 67	
												157	A	Davi dson	66 68	
												164	A	Southern Mi ss.	85 79	
												164	H	Southern Mi ss.	66 56	
												183	A	Wi sconsi n	66 80	
												208	A	East Caroli na	55 58	
												242	A	North Texas	68 73	
												247	A	UNC Asheville	51 47	
												299	H	FIU	80 57	
												301	H	Coppi n St.	78 49	
												302	A	Old Domini on	63 60	
												321	H	South Caroli na St.	64 49	
												335	H	Marshall	67 61	

LAST 12 Division I GAMES:																
299	H	FIU	80 57	124	A	UTEP	58 67									
335	H	Marshall	67 61	302	A	Old Domini on	63 60									
117	A	Mi ddl e Tenn.	45 64	164	H	Southern Mi ss.	66 56									
164	A	Southern Mi ss.	85 79	57	H	Mercer	74 90									
108	H	Ri ce	55 62	321	H	South Caroli na St.	64 49									
242	A	North Texas	68 73	157	A	Davi dson	66 68									

Non-Div I Games:

Charlotte

Loss,
Non-Conf, S Site,
H Home
A Away
N Neutral

Average RPI Win:	192	WON-LOST	WINNING	LAST 10	STRENGTH OF	OPP. STRENGTH	TEAM	ADJ.	CONF.	ADJ CONF.
Average RPI Loss:	89	RECORD	PCT. RANK	GAMES	SCHEDULE	OF SCHEDULE	RPI	RPI	RPI	RPI
DIV. I ONLY	15- 8	87	7- 3	128	99	90	90	17	17	
DIV. I NON-CONF.	9- 5	99	2- 1	61	38	61	61	16	16	

TOTALS	RPI 1-25	RPI 26-50	W-L RECORDS	RPI 51-100	RPI 101-999	RPI 201+				
15- 8	0- 1	1- 2	OVERALL	2- 2	12- 3	6- 0				
7- 3	0- 0	1- 1	HOME	0- 2	6- 0	3- 0				
5- 4	0- 1	0- 0	AWAY	1- 0	4- 3	3- 0				
3- 1	0- 0	0- 1	NEUTRAL	1- 0	2- 0	0- 0				
9- 5	0- 1	1- 2	NON-CONFERENCE	2- 1	6- 1	1- 0				
4- 2	0- 0	1- 1	HOME	0- 1	3- 0	1- 0				
2- 2	0- 1	0- 0	AWAY	1- 0	1- 1	0- 0				
3- 1	0- 0	0- 1	NEUTRAL	1- 0	2- 0	0- 0				
6- 3	0- 0	0- 0	CONFERENCE	0- 1	6- 2	5- 0				
3- 1	0- 0	0- 0	HOME	0- 1	3- 0	2- 0				
3- 2	0- 0	0- 0	AWAY	0- 0	3- 2	3- 0				
0- 0	0- 0	0- 0	NEUTRAL	0- 0	0- 0	0- 0				

RPI 1-25				RPI 26-50				RPI 51-100 Team's RPI: 90				RPI 101+			
RPI	S	Opponent	Score	RPI	S	Opponent	Score	RPI	S	Opponent	Score	RPI	S	Opponent	Score
13	A	Green Bay	30 60	38	H	FGCU	68 61	54	H	Virginia Tech	44 64	125	N	Georgetown	54 41
				46	N	Princeton	49 59	57	H	Mercer	50 71	141	A	ETSU	58 65
				48	H	UCF	57 58	73	A	Indiana	64 61	167	H	Samford	68 58
								93	N	Auburn	50 41	169	A	Stetson	67 78
												170	A	Florida	65 60
												184	A	Furman	57 58
												187	N	Northwestern	61 44
												191	H	Hampton	64 52
												201	H	UT Martin	87 82
												236	A	UNCG	73 57
												236	H	UNCG	49 42
												254	H	Presbyterian	71 51
												288	A	Wofford	54 47
												310	A	Western Caro.	58 41
												310	H	Western Caro.	47 32

LAST 12 Division I GAMES:															
				236	A	UNCG	73 57	141	A	ETSU	58 65				
				310	A	Western Caro.	58 41	310	H	Western Caro.	47 32				
				57	H	Mercer	50 71	236	H	UNCG	49 42				
				167	H	Samford	68 58	191	H	Hampton	64 52				
				184	A	Furman	57 58	46	N	Princeton	49 59				
				288	A	Wofford	54 47	170	A	Florida	65 60				

Non-Div I Games:

Chattanooga

Average RPI Win:	329	WON-LOST	WINNING	LAST 10	STRENGTH OF	OPP. STRENGTH	TEAM	ADJ.	CONF.	ADJ CONF.
Average RPI Loss:	206	RECORD	PCT. RANK	GAMES	SCHEDULE	OF SCHEDULE	RPI	RPI	RPI	RPI
DIV. I ONLY	1- 23	348	1- 9	231	340	339	339	30	30	
DIV. I NON-CONF.	0- 15	337	0- 3	188	295	337	337	31	31	

TOTALS	RPI 1-25	RPI 26-50	W-L RECORDS	RPI 51-100	RPI 101-999	RPI 201+				
1- 23	0- 0	0- 0	OVERALL	0- 1	1- 22	1- 13				
0- 11	0- 0	0- 0	HOME	0- 0	0- 11	0- 7				
1- 11	0- 0	0- 0	AWAY	0- 1	1- 10	1- 6				
0- 1	0- 0	0- 0	NEUTRAL	0- 0	0- 1	0- 0				
0- 15	0- 0	0- 0	NON-CONFERENCE	0- 1	0- 14	0- 5				
0- 7	0- 0	0- 0	HOME	0- 0	0- 7	0- 3				
0- 7	0- 0	0- 0	AWAY	0- 1	0- 6	0- 2				
0- 1	0- 0	0- 0	NEUTRAL	0- 0	0- 1	0- 0				
1- 8	0- 0	0- 0	CONFERENCE	0- 0	1- 8	1- 8				
0- 4	0- 0	0- 0	HOME	0- 0	0- 4	0- 4				
1- 4	0- 0	0- 0	AWAY	0- 0	1- 4	1- 4				
0- 0	0- 0	0- 0	NEUTRAL	0- 0	0- 0	0- 0				

RPI 1-25				RPI 26-50				RPI 51-100				RPI 101+				Team's RPI: 339	
RPI	S	Opponent	Score	RPI	S	Opponent	Score	RPI	S	Opponent	Score	RPI	S	Opponent	Score		
								88	A	Kansas St.	51	99	101	A	Wright St.	39	84
												103	A	Western Ill.	54	71	
												103	H	Western Ill.	45	83	
												114	H	Milwaukee	59	84	
												126	H	Northern Ill.	59	80	
												148	A	Pittsburgh	49	87	
												171	A	Wichita St.	63	66	
												187	H	Northwestern	36	63	
												199	N	Oral Roberts	43	73	
												204	H	Morehead St.	40	79	
												206	A	Illinois	56	66	
												210	H	Seattle U	56	63	
												229	A	CSU Bakersfield	49	63	
												229	H	CSU Bakersfield	36	63	
												240	A	New Mexico St.	59	74	
												272	A	Grand Canyon	36	64	
												272	H	Grand Canyon	43	59	
												290	A	Valparaiso	60	71	
												295	H	Loyola Chicago	28	46	
												306	H	Jackson St.	69	87	
												324	A	UTRGV	44	81	
												329	A	Utah Valley	84	74	
												329	H	Utah Valley	30	68	

LAST 12 Division I GAMES:																	
329	A	Utah Valley	84	74	329	H	Utah Valley	30	68								
272	H	Grand Canyon	43	59	210	H	Seattle U	56	63								
229	H	CSU Bakersfield	36	63	240	A	New Mexico St.	59	74								
324	A	UTRGV	44	81	148	A	Pittsburgh	49	87								
229	A	CSU Bakersfield	49	63	114	H	Milwaukee	59	84								
272	A	Grand Canyon	36	64	88	A	Kansas St.	51	99								

Non-Div I Games:

Chicago St.

Average RPI Win:	204	WON-LOST	WINNING	LAST 10	STRENGTH OF	OPP. STRENGTH	TEAM	ADJ.	CONF.	ADJ CONF.
Average RPI Loss:	110	RECORD	PCT. RANK	GAMES	SCHEDULE	OF SCHEDULE	RPI	RPI	RPI	RPI
DIV. I ONLY	13- 10	134	5- 5	144	88	138	138	8	8	
DIV. I NON-CONF.	7- 5	132	1- 0	260	130	217	217	7	7	

TOTALS	RPI 1-25	RPI 26-50	W-L RECORDS	RPI 51-100	RPI 101-999	RPI 201+				
13- 10	0- 2	1- 2	OVERALL	1- 0	11- 6	7- 2				
8- 6	0- 1	0- 2	HOME	1- 0	7- 3	4- 1				
5- 4	0- 1	1- 0	AWAY	0- 0	4- 3	3- 1				
0- 0	0- 0	0- 0	NEUTRAL	0- 0	0- 0	0- 0				
7- 5	0- 1	0- 0	NON-CONFERENCE	1- 0	6- 4	5- 1				
6- 3	0- 1	0- 0	HOME	1- 0	5- 2	4- 0				
1- 2	0- 0	0- 0	AWAY	0- 0	1- 2	1- 1				
0- 0	0- 0	0- 0	NEUTRAL	0- 0	0- 0	0- 0				
6- 5	0- 1	1- 2	CONFERENCE	0- 0	5- 2	2- 1				
2- 3	0- 0	0- 2	HOME	0- 0	2- 1	0- 1				
4- 2	0- 1	1- 0	AWAY	0- 0	3- 1	2- 0				
0- 0	0- 0	0- 0	NEUTRAL	0- 0	0- 0	0- 0				

RPI 1-25				RPI 26-50				RPI 51-100				RPI 101+				Team's RPI: 138
RPI	S	Opponent	Score	RPI	S	Opponent	Score	RPI	S	Opponent	Score	RPI	S	Opponent	Score	
1	A	UConn	65 106	28	H	South Fla.	46 69	89	H	Miami (OH)	73 62	132	H	Saint Francis (PA)	73 77	
5	H	Ohio St.	76 87	48	H	UCF	38 50					141	A	ETSU	77 87	
				49	A	Houston	88 82					148	H	Pittsburgh	46 66	
												171	A	Wichita St.	75 69	
												177	H	Memphis	64 53	
												179	H	Temple	80 72	
												182	A	Tulsa	51 64	
												195	H	Bowling Green	75 51	
												207	A	Xavier	50 53	
												208	A	East Carolina	66 54	
												208	H	East Carolina	70 79	
												212	A	SMU	58 40	
												221	H	Southeast Mo. St.	65 52	
												234	H	Howard	87 53	
												289	H	Southeastern La.	82 43	
												302	A	Old Dominion	54 33	
												322	H	Eastern Ky.	64 53	

LAST 12 Division I GAMES:																
171	A	Wichita St.	75 69	179	H	Temple	80 72									
1	A	UConn	65 106	49	A	Houston	88 82									
48	H	UCF	38 50	182	A	Tulsa	51 64									
208	H	East Carolina	70 79	28	H	South Fla.	46 69									
212	A	SMU	58 40	208	A	East Carolina	66 54									
177	H	Memphis	64 53	195	H	Bowling Green	75 51									

Non-Div I Games: Slippery Rock 85 52

Cincinnati

C
l
e
m
s
o
n

C
l
e
m
s
o
n

Cl emson

Average RPI Win:	242	WON-LOST	WINNING	LAST 10	STRENGTH OF	OPP. STRENGTH	TEAM	ADJ.	CONF.	ADJ CONF.
Average RPI Loss:	87	RECORD	PCT. RANK	GAMES	SCHEDULE	OF SCHEDULE	RPI	RPI	RPI	RPI
DIV. I ONLY	17- 7	57	7- 3	271	161	131	131	11	11	
DIV. I NON-CONF.	8- 3	65	0- 0	237	218	109	109	13	13	

TOTALS	RPI 1-25	RPI 26-50	W-L RECORDS	RPI 51-100	RPI 101-999	RPI 201+				
17- 7	0- 1	0- 1	OVERALL	1- 2	16- 3	13- 0				
9- 3	0- 0	0- 1	HOME	1- 1	8- 1	6- 0				
7- 3	0- 1	0- 0	AWAY	0- 1	7- 1	7- 0				
1- 1	0- 0	0- 0	NEUTRAL	0- 0	1- 1	0- 0				
8- 3	0- 0	0- 1	NON-CONFERENCE	1- 1	7- 1	5- 0				
4- 1	0- 0	0- 1	HOME	1- 0	3- 0	2- 0				
3- 1	0- 0	0- 0	AWAY	0- 1	3- 0	3- 0				
1- 1	0- 0	0- 0	NEUTRAL	0- 0	1- 1	0- 0				
9- 4	0- 1	0- 0	CONFERENCE	0- 1	9- 2	8- 0				
5- 2	0- 0	0- 0	HOME	0- 1	5- 1	4- 0				
4- 2	0- 1	0- 0	AWAY	0- 0	4- 1	4- 0				
0- 0	0- 0	0- 0	NEUTRAL	0- 0	0- 0	0- 0				

RPI 1-25				RPI 26-50				RPI 51-100				RPI 101+				Team's RPI: 131
RPI	S	Opponent	Score	RPI	S	Opponent	Score	RPI	S	Opponent	Score	RPI	S	Opponent	Score	
13	A	Green Bay	43 69	43	H	Ball St.	64 76	63	A	Toledo	56 65	101	H	Wright St.	71 70	
								75	H	IUPUI	64 77	102	N	Saint Louis	64 80	
								78	H	Ohio	71 64	114	A	Milwaukee	72 79	
												155	N	Louisiana	54 45	
												198	H	Eastern Mich.	77 65	
												200	H	Youngstown St.	52 66	
												219	A	Oakland	86 66	
												219	H	Oakland	70 62	
												237	A	Northern Ky.	70 65	
												237	H	Northern Ky.	72 49	
												238	A	Niagara	70 61	
												249	A	Bradley	67 65	
												265	A	Illinois St.	56 47	
												307	A	Detroit Mercy	90 76	
												307	H	Detroit Mercy	75 50	
												313	A	Ill.-Chicago	64 42	
												313	H	Ill.-Chicago	70 67	
												335	H	Marshall	85 76	
												345	H	Eastern Ill.	77 69	

LAST 12 Division I GAMES:																
313	A	Ill.-Chicago	64 42	237	A	Northern Ky.	70 65									
219	A	Oakland	86 66	13	A	Green Bay	43 69									
307	A	Detroit Mercy	90 76	114	A	Milwaukee	72 79									
237	H	Northern Ky.	72 49	313	H	Ill.-Chicago	70 67									
101	H	Wright St.	71 70	75	H	IUPUI	64 77									
200	H	Youngstown St.	52 66	307	H	Detroit Mercy	75 50									

Non-Div I Games:

Cleveland and St.

Average RPI Win: **263**
 Average RPI Loss: **175**

WON-LOST
RECORD

WINNING
PCT. RANK

LAST 10
GAMES

STRENGTH OF
SCHEDULE

OPP. STRENGTH
OF SCHEDULE

TEAM
RPI

ADJ.
RPI

CONF.
RPI

ADJ CONF.
RPI

DIV. I ONLY	9- 12	218	3- 7	290	256	281	281	23	23
DIV. I NON-CONF.	4- 5	202	0- 0	332	228	332	332	23	23
<hr/>									
TOTALS	RPI 1-25	RPI 26-50	W-L RECORDS	RPI 51-100	RPI 101-999	RPI 201+			
9- 12	0- 0	0- 1	OVERALL	0- 1	9- 10	6- 5			
8- 4	0- 0	0- 0	HOME	0- 0	8- 4	6- 3			
1- 5	0- 0	0- 0	AWAY	0- 0	1- 5	0- 1			
0- 3	0- 0	0- 1	NEUTRAL	0- 1	0- 1	0- 1			
4- 5	0- 0	0- 1	NON-CONFERENCE	0- 1	4- 3	4- 3			
4- 2	0- 0	0- 0	HOME	0- 0	4- 2	4- 2			
0- 0	0- 0	0- 0	AWAY	0- 0	0- 0	0- 0			
0- 3	0- 0	0- 1	NEUTRAL	0- 1	0- 1	0- 1			
5- 7	0- 0	0- 0	CONFERENCE	0- 0	5- 7	2- 2			
4- 2	0- 0	0- 0	HOME	0- 0	4- 2	2- 1			
1- 5	0- 0	0- 0	AWAY	0- 0	1- 5	0- 1			
0- 0	0- 0	0- 0	NEUTRAL	0- 0	0- 0	0- 0			

RPI 1-25				RPI 26-50				RPI 51-100				RPI 101+ Team's RPI: 281			
RPI	S	Opponent	Score	RPI	S	Opponent	Score	RPI	S	Opponent	Score	RPI	S	Opponent	Score
				36	N	Syracuse	57 69	58	N	Nebraska	47 55	110	A	South Ala.	62 68
												113	H	Little Rock	49 51
												146	A	Texas St.	69 78
												146	H	Texas St.	65 64
												155	A	Louisiana	55 59
												181	A	Troy	97 92
												194	A	UT Arlington	63 65
												194	H	UT Arlington	89 76
												215	H	Arkansas St.	63 70
												236	H	UNCG	54 60
												242	N	North Texas	34 50
												259	H	Col. of Charleston	70 72
												268	H	UNCW	57 41
												288	H	Wofford	67 51
												316	H	Fort Wayne	67 58
												319	H	Georgia St.	64 49
												325	H	Ga. Southern	54 51
												334	H	N.C. Central	68 65
												336	A	La.-Monroe	56 62
<hr/>															
LAST 12 Division I GAMES:															
				194	A	UT Arlington	63 65	319	H	Georgia St.	64 49				
				146	A	Texas St.	69 78	325	H	Ga. Southern	54 51				
				113	H	Little Rock	49 51	155	A	Louisiana	55 59				
				215	H	Arkansas St.	63 70	336	A	La.-Monroe	56 62				
				181	A	Troy	97 92	146	H	Texas St.	65 64				
				110	A	South Ala.	62 68	194	H	UT Arlington	89 76				

Non-Div I Games: Lees-McRae 73 47 Allen 93 49

Coastal Caro.

Loss, **Non-Conf**, **S Site**, **H Home** **A Away** **N Neutral**

Average RPI Win:	265	WON-LOST	WINNING	LAST 10	STRENGTH OF	OPP. STRENGTH	TEAM	ADJ.	CONF.	ADJ CONF.
Average RPI Loss:	136	RECORD	PCT. RANK	GAMES	SCHEDULE	OF SCHEDULE	RPI	RPI	RPI	RPI
DIV. I ONLY	5- 18	308	0- 10	130	184	259	259	10	10	
DIV. I NON-CONF.	4- 7	226	0- 0	206	183	232	232	12	12	

TOTALS	RPI 1-25	RPI 26-50	W-L RECORDS	RPI 51-100	RPI 101-999	RPI 201+				
5- 18	0- 1	0- 1	OVERALL	0- 5	5- 11	5- 5				
2- 10	0- 0	0- 0	HOME	0- 3	2- 7	2- 4				
3- 8	0- 1	0- 1	AWAY	0- 2	3- 4	3- 1				
0- 0	0- 0	0- 0	NEUTRAL	0- 0	0- 0	0- 0				
4- 7	0- 1	0- 1	NON-CONFERENCE	0- 1	4- 4	4- 2				
2- 3	0- 0	0- 0	HOME	0- 0	2- 3	2- 2				
2- 4	0- 1	0- 1	AWAY	0- 1	2- 1	2- 0				
0- 0	0- 0	0- 0	NEUTRAL	0- 0	0- 0	0- 0				
1- 11	0- 0	0- 0	CONFERENCE	0- 4	1- 7	1- 3				
0- 7	0- 0	0- 0	HOME	0- 3	0- 4	0- 2				
1- 4	0- 0	0- 0	AWAY	0- 1	1- 3	1- 1				
0- 0	0- 0	0- 0	NEUTRAL	0- 0	0- 0	0- 0				

RPI 1-25				RPI 26-50				RPI 51-100				RPI 101+ Team's RPI: 259			
RPI	S	Opponent	Score	RPI	S	Opponent	Score	RPI	S	Opponent	Score	RPI	S	Opponent	Score
17	A	South Carolina	43 69	27	A	Central Mich.	58 79	56	H	Drexel	53 80	104	H	Wake Forest	40 77
								61	A	Michigan St.	43 107	130	H	Delaware	59 68
								68	H	Elon	55 77	134	A	Northeastern	37 59
								77	A	James Madison	53 67	139	A	William & Mary	66 79
								77	H	James Madison	45 67	139	H	William & Mary	54 68
												184	A	Furman	58 72
												228	A	North Florida	73 69
												230	A	Hofstra	60 65
												230	H	Hofstra	60 75
												246	H	Campbell	45 53
												263	A	Towson	80 67
												263	H	Towson	58 83
												264	H	Lipscomb	85 69
												269	H	Appalachian St.	70 76
												281	A	Coastal Caro.	72 70
												288	H	Wofford	59 51

LAST 12 Division I GAMES:															
				56	H	Drexel	53 80	230	A	Hofstra	60 65				
				68	H	Elon	55 77	134	A	Northeastern	37 59				
				77	A	James Madison	53 67	130	H	Delaware	59 68				
				139	A	William & Mary	66 79	230	H	Hofstra	60 75				
				263	H	Towson	58 83	263	A	Towson	80 67				
				77	H	James Madison	45 67	139	H	William & Mary	54 68				

Non-Div I Games:

Col. of Charleston

Colgate				Through Games Of Feb. 8, 2018						
Average RPI Win:	295	WON-LOST	WINNING	LAST 10	STRENGTH OF	OPP. STRENGTH	TEAM	ADJ.	CONF.	ADJ CONF.
Average RPI Loss:	152	RECORD	PCT. RANK	GAMES	SCHEDULE	OF SCHEDULE	RPI	RPI	RPI	RPI
DIV. I ONLY	4- 19	317	0- 10	141	250	280	280	15	15	
DIV. I NON-CONF.	4- 7	226	0- 0	246	304	240	240	18	18	

TOTALS	RPI 1-25	RPI 26-50	W-L RECORDS	RPI 51-100	RPI 101-999	RPI 201+				
4- 19	0- 0	0- 2	OVERALL	0- 4	4- 13	4- 7				
1- 9	0- 0	0- 0	HOME	0- 2	1- 7	1- 3				
3- 10	0- 0	0- 2	AWAY	0- 2	3- 6	3- 4				
0- 0	0- 0	0- 0	NEUTRAL	0- 0	0- 0	0- 0				
4- 7	0- 0	0- 2	NON-CONFERENCE	0- 0	4- 5	4- 2				
1- 3	0- 0	0- 0	HOME	0- 0	1- 3	1- 1				
3- 4	0- 0	0- 2	AWAY	0- 0	3- 2	3- 1				
0- 0	0- 0	0- 0	NEUTRAL	0- 0	0- 0	0- 0				
0- 12	0- 0	0- 0	CONFERENCE	0- 4	0- 8	0- 5				
0- 6	0- 0	0- 0	HOME	0- 2	0- 4	0- 2				
0- 6	0- 0	0- 0	AWAY	0- 2	0- 4	0- 3				
0- 0	0- 0	0- 0	NEUTRAL	0- 0	0- 0	0- 0				

RPI 1-25				RPI 26-50				RPI 51-100				RPI 101+ Team's RPI: 280			
RPI	S	Opponent	Score	RPI	S	Opponent	Score	RPI	S	Opponent	Score	RPI	S	Opponent	Score
				31	A	Arizona St.	54 65	65	A	American	44 67	116	H	Brown	73 83
				36	A	Syracuse	39 79	65	H	American	55 77	118	A	Yale	56 82
								83	A	Navy	54 70	133	A	Bucknel I	57 77
								83	H	Navy	42 69	161	H	Lehigh	51 59
												176	H	Army West Point	54 62
												197	H	Siena	70 73
												205	A	Boston U.	64 66
												205	H	Boston U.	49 62
												223	A	Loyola Maryland	55 70
												233	H	Holy Cross	64 71
												238	H	Niagara	44 81
												245	A	Lafayette	48 63
												263	A	Towson	65 61
												266	A	Fairleigh Dickinson	51 61
												273	A	Cornell I	74 70
												296	A	Canisius	70 63
												347	H	UMass Lowell I	84 64

LAST 12 Division I GAMES:															
				205	A	Boston U.	64 66	133	A	Bucknel I	57 77				
				83	H	Navy	42 69	205	H	Boston U.	49 62				
				65	A	American	44 67	83	A	Navy	54 70				
				176	H	Army West Point	54 62	245	A	Lafayette	48 63				
				223	A	Loyola Maryland	55 70	65	H	American	55 77				
				161	H	Lehigh	51 59	233	H	Holy Cross	64 71				

Non-Div I Games:

Colgate

Average RPI Win: 191		WON-LOST RECORD	WINNING PCT. RANK	LAST 10 GAMES	STRENGTH OF SCHEDULE	OPP. STRENGTH OF SCHEDULE	TEAM RPI	ADJ. RPI	CONF. RPI	ADJ. CONF. RPI
Average RPI Loss: 77										
DIV. I ONLY		11- 11	171	2- 8	105	60	136	136	4	4
DIV. I NON-CONF.		8- 2	45	0- 0	210	115	77	77	3	3
TOTALS		RPI 1-25	RPI 26-50	W-L RECORDS		RPI 51-100	RPI 101-999	RPI 201+		
11- 11	0- 2		1- 3	OVERALL		1- 4	9- 2	4- 1		
6- 7	0- 2		1- 2	HOME		0- 2	5- 1	3- 0		
5- 4	0- 0		0- 1	AWAY		1- 2	4- 1	1- 1		
0- 0	0- 0		0- 0	NEUTRAL		0- 0	0- 0	0- 0		
8- 2	0- 0		1- 0	NON-CONFERENCE		0- 1	7- 1	3- 0		
5- 1	0- 0		1- 0	HOME		0- 0	4- 1	2- 0		
3- 1	0- 0		0- 0	AWAY		0- 1	3- 0	1- 0		
0- 0	0- 0		0- 0	NEUTRAL		0- 0	0- 0	0- 0		
3- 9	0- 2		0- 3	CONFERENCE		1- 3	2- 1	1- 1		
1- 6	0- 2		0- 2	HOME		0- 2	1- 0	1- 0		
2- 3	0- 0		0- 1	AWAY		1- 1	1- 1	0- 1		
0- 0	0- 0		0- 0	NEUTRAL		0- 0	0- 0	0- 0		

RPI 1-25				RPI 26-50				RPI 51-100				RPI 101+				Team's RPI: 136	
RPI	S	Opponent	Score	RPI	S	Opponent	Score	RPI	S	Opponent	Score	RPI	S	Opponent	Score		
7	H	UCLA	55 93	31	A	Ari zona St.	59 73	51	H	Southern Cali fornia	51 86	111	H	Dartmouth	75 81		
9	H	Oregon	55 74	31	H	Ari zona St.	47 72	82	A	Washington St.	75 89	112	H	George Mason	76 61		
				42	H	Mi ami (FL)	67 61	87	A	Utah	69 65	121	A	Colorado St.	70 67		
				50	H	Oregon St.	71 86	87	H	Utah	74 78	167	A	Samford	71 60		
								100	A	North Carolina	80 87	172	A	Washi ngton	66 61		
												193	H	Fla. Atlantic	76 69		
												270	H	North Dakota St.	108 59		
												283	A	Ari zona	63 72		
												283	H	Ari zona	79 60		
												312	A	Air Force	68 43		
												342	H	Mi ssi ssi pi Val .	85 48		
LAST 12 Division I GAMES:																	
				87	H	Utah	74 78	7	H	UCLA	55 93						
				87	A	Utah	69 65	51	H	Southern Cali fornia	51 86						
				50	H	Oregon St.	71 86	172	A	Washington	66 61						
				9	H	Oregon	55 74	82	A	Washi ngton St.	75 89						
				31	A	Ari zona St.	59 73	283	H	Ari zona	79 60						
				283	A	Ari zona	63 72	31	H	Ari zona St.	47 72						

Non-Div I Games:	Westminster (MO)	106	47
------------------	------------------	-----	----

Col orado

■ Loss, ■ Non-Conf, S Site, H Home A Away N Neutral

Average RPI Win:	205	WON-LOST	WINNING	LAST 10	STRENGTH OF	OPP. STRENGTH	TEAM	ADJ.	CONF.	ADJ CONF.
Average RPI Loss:	115	RECORD	PCT. RANK	GAMES	SCHEDULE	OF SCHEDULE	RPI	RPI	RPI	RPI
DIV. I ONLY	16- 7	67	7- 3	192	124	121	121	16	16	
DIV. I NON-CONF.	7- 3	74	0- 0	122	142	108	108	15	15	

TOTALS	RPI 1-25	RPI 26-50	W-L RECORDS	RPI 51-100	RPI 101-999	RPI 201+				
16- 7	0- 0	2- 1	OVERALL	2- 2	12- 4	9- 0				
10- 5	0- 0	1- 1	HOME	1- 1	8- 3	7- 0				
6- 2	0- 0	1- 0	AWAY	1- 1	4- 1	2- 0				
0- 0	0- 0	0- 0	NEUTRAL	0- 0	0- 0	0- 0				
7- 3	0- 0	2- 1	NON-CONFERENCE	0- 0	5- 2	3- 0				
5- 3	0- 0	1- 1	HOME	0- 0	4- 2	3- 0				
2- 0	0- 0	1- 0	AWAY	0- 0	1- 0	0- 0				
0- 0	0- 0	0- 0	NEUTRAL	0- 0	0- 0	0- 0				
9- 4	0- 0	0- 0	CONFERENCE	2- 2	7- 2	6- 0				
5- 2	0- 0	0- 0	HOME	1- 1	4- 1	4- 0				
4- 2	0- 0	0- 0	AWAY	1- 1	3- 1	2- 0				
0- 0	0- 0	0- 0	NEUTRAL	0- 0	0- 0	0- 0				

RPI	S	Opponent	Score	RPI	S	Opponent	Score	RPI	S	Opponent	Score	RPI	S	Opponent	Score	Team's RPI: 121
29	H	Oklahoma	46 78	79	A	Wyoming	64 53	119	H	BYU	56 54					
33	A	Northern Colo.	55 44	79	H	Wyoming	49 53	136	H	Colorado	67 70					
39	H	Gonzaga	65 49	81	H	New Mexico	74 71	142	A	Fresno St.	45 56					
				91	A	UNLV	52 56	154	H	Idaho	69 83					
								174	H	Boise St.	58 62					
								185	A	Nevada	65 59					
								190	A	Denver	61 56					
								251	H	San Jose St.	63 48					
								256	A	San Diego St.	65 63					
								256	H	San Diego St.	72 43					
								262	H	Prairie View	71 59					
								275	H	Morgan St.	60 44					
								297	H	Utah St.	56 45					
								312	A	Air Force	40 39					
								312	H	Air Force	61 50					
								334	H	N. C. Central	85 48					

LAST 12 Division I GAMES:																
312	H	Air Force	61 50	312	A	Air Force	40 39									
185	A	Nevada	65 59	79	H	Wyoming	49 53									
79	A	Wyoming	64 53	297	H	Utah St.	56 45									
81	H	New Mexico	74 71	142	A	Fresno St.	45 56									
256	H	San Diego St.	72 43	256	A	San Diego St.	65 63									
91	A	UNLV	52 56	251	H	San Jose St.	63 48									

Non-Div I Games: Eastern N.M. 75 35

Colorado St.

Average RPI Win:	231	WON-LOST	WINNING	LAST 10	STRENGTH OF	OPP. STRENGTH	TEAM	ADJ.	CONF.	ADJ CONF.
Average RPI Loss:	111	RECORD	PCT. RANK	GAMES	SCHEDULE	OF SCHEDULE	RPI	RPI	RPI	RPI
DIV. I ONLY	7- 14	264	2- 8	104	141	189	189	9	9	
DIV. I NON-CONF.	6- 9	214	2- 4	120	131	166	166	9	9	

TOTALS	RPI 1-25	RPI 26-50	W-L RECORDS	RPI 51-100	RPI 101-999	RPI 201+				
7- 14	0- 3	0- 3	OVERALL	0- 2	7- 6	4- 3				
3- 3	0- 1	0- 0	HOME	0- 0	3- 2	1- 2				
4- 8	0- 0	0- 2	AWAY	0- 2	4- 4	3- 1				
0- 3	0- 2	0- 1	NEUTRAL	0- 0	0- 0	0- 0				
6- 9	0- 3	0- 2	NON-CONFERENCE	0- 0	6- 4	3- 2				
3- 2	0- 1	0- 0	HOME	0- 0	3- 1	1- 1				
3- 4	0- 0	0- 1	AWAY	0- 0	3- 3	2- 1				
0- 3	0- 2	0- 1	NEUTRAL	0- 0	0- 0	0- 0				
1- 5	0- 0	0- 1	CONFERENCE	0- 2	1- 2	1- 1				
0- 1	0- 0	0- 0	HOME	0- 0	0- 1	0- 1				
1- 4	0- 0	0- 1	AWAY	0- 2	1- 1	1- 0				
0- 0	0- 0	0- 0	NEUTRAL	0- 0	0- 0	0- 0				

RPI 1-25				RPI 26-50				RPI 51-100				RPI 101+ Team's RPI: 189			
RPI	S	Opponent	Score	RPI	S	Opponent	Score	RPI	S	Opponent	Score	RPI	S	Opponent	Score
3	N	Mississippi St.	54 90	31	N	Arizona St.	48 72	69	A	Harvard	67 85	108	A	Rice	44 67
13	N	Green Bay	43 61	46	A	Princeton	47 69	86	A	Penn	51 70	111	A	Dartmouth	65 88
21	H	Buffalo	63 65	49	A	Houston	53 77					132	H	Saint Francis (PA)	94 81
												188	A	Providence	73 64
												191	A	Hampton	58 60
												196	H	Boston College	68 60
												209	H	Richmond	79 85
												230	H	Hofstra	75 53
												271	A	Vermont	73 66
												273	A	Cornell	72 54
												273	H	Cornell	47 57
												326	A	UMBC	60 44
												347	A	UMass Lowell	70 77
LAST 12 Division I GAMES:															
111	A	Dartmouth	65 88	191	A	Hampton	58 60								
69	A	Harvard	67 85	108	A	Rice	44 67								
273	A	Cornell	72 54	49	A	Houston	53 77								
273	H	Cornell	47 57	230	H	Hofstra	75 53								
86	A	Penn	51 70	21	H	Buffalo	63 65								
46	A	Princeton	47 69	132	H	Saint Francis (PA)	94 81								

Non-Div I Games:

Columbi a

Average RPI Win: 311

Average RPI Loss: 181

WON-LOST
RECORDWINNING
PCT. RANKLAST 10
GAMESSTRENGTH OF
SCHEDULEOPP. STRENGTH
OF SCHEDULETEAM
RPIADJ.
RPICONF.
RPIADJ CONF.
RPIDIV. I ONLY
DIV. I NON-CONF.6- 17
1- 11290
3315- 5
0- 1236
113332
187301
293301
29331
3031
30

TOTALS

RPI 1-25

RPI 26-50

W-L RECORDS

RPI 51-100

RPI 101-999

RPI 201+

6- 17

0- 3

0- 0

OVERALL

0- 1

6- 13

6- 8

6- 1

0- 1

0- 0

HOME

0- 0

6- 0

6- 0

0- 14

0- 0

0- 0

AWAY

0- 0

0- 3

0- 3

0- 2

0- 1

0- 0

NEUTRAL

0- 0

0- 1

0- 1

1- 11

0- 3

0- 0

NON-CONFERENCE

0- 1

1- 7

1- 4

1- 1

0- 1

0- 0

HOME

0- 0

1- 0

1- 0

0- 8

0- 1

0- 0

AWAY

0- 1

0- 6

0- 3

0- 2

0- 1

0- 0

NEUTRAL

0- 0

0- 1

0- 1

5- 6

0- 0

0- 0

CONFERENCE

0- 0

5- 6

5- 4

5- 0

0- 0

0- 0

HOME

0- 0

5- 0

5- 0

0- 6

0- 0

0- 0

AWAY

0- 0

0- 6

0- 4

0- 0

0- 0

0- 0

NEUTRAL

0- 0

0- 0

0- 0

RPI 1-25

RPI 26-50

RPI 51-100

RPI 101+

Team's RPI: 301

RPI	S	Opponent	Score
8	A	Baylor	54 100
14	H	Maryland	49 113
19	N	Missouri	50 73

RPI	S	Opponent	Score
-----	---	----------	-------

RPI	S	Opponent	Score
53	A	West Virginia	43 101

RPI	S	Opponent	Score
117	A	Middle Tenn.	39 69
127	A	SFA	59 72
128	A	Bethune-Cookman	38 64
180	A	Charlotte	49 78
191	A	Hampton	35 67
218	A	Norfolk St.	57 71
220	A	N. C. A&T	63 64
252	N	Manhattan	56 74
275	H	Morgan St.	55 53
284	H	Mt. St. Mary's	68 54
292	A	VCU	47 62
302	A	Old Dominion	67 75
303	A	Charleston So.	58 72
304	H	UMES	69 63
321	A	South Carolina St.	65 67
321	H	South Carolina St.	56 39
334	A	N. C. Central	52 60
340	H	Savannah St.	66 57
343	H	Florida A&M	62 56

LAST 12 Division I GAMES:

321	A	South Carolina St.	65 67	220	A	N. C. A&T	63 64
128	A	Bethune-Cookman	38 64	334	A	N. C. Central	52 60
191	A	Hampton	35 67	343	H	Florida A&M	62 56
304	H	UMES	69 63	340	H	Savannah St.	66 57
321	H	South Carolina St.	56 39	218	A	Norfolk St.	57 71
275	H	Morgan St.	55 53	14	H	Maryland	49 113

Non-Div I Games:

Coppin St.

Loss,
 Non-Conf,
 S Site,
 H Home
A Away
 N Neutral

Average RPI Win:	278	WON-LOST	WINNING	LAST 10	STRENGTH OF	OPP. STRENGTH	TEAM	ADJ.	CONF.	ADJ CONF.
Average RPI Loss:	155	RECORD	PCT. RANK	GAMES	SCHEDULE	OF SCHEDULE	RPI	RPI	RPI	RPI
DIV. I ONLY	5- 14	288	3- 7	269	197	273	273	9	9	
DIV. I NON-CONF.	4- 9	249	2- 4	319	298	300	300	9	9	

TOTALS	RPI 1-25	RPI 26-50	W-L RECORDS	RPI 51-100	RPI 101-999	RPI 201+				
5- 14	0- 0	0- 1	OVERALL	0- 3	5- 10	4- 4				
1- 6	0- 0	0- 0	HOME	0- 0	1- 6	1- 3				
4- 8	0- 0	0- 1	AWAY	0- 3	4- 4	3- 1				
0- 0	0- 0	0- 0	NEUTRAL	0- 0	0- 0	0- 0				
4- 9	0- 0	0- 0	NON-CONFERENCE	0- 1	4- 8	4- 4				
1- 5	0- 0	0- 0	HOME	0- 0	1- 5	1- 3				
3- 4	0- 0	0- 0	AWAY	0- 1	3- 3	3- 1				
0- 0	0- 0	0- 0	NEUTRAL	0- 0	0- 0	0- 0				
1- 5	0- 0	0- 1	CONFERENCE	0- 2	1- 2	0- 0				
0- 1	0- 0	0- 0	HOME	0- 0	0- 1	0- 0				
1- 4	0- 0	0- 1	AWAY	0- 2	1- 1	0- 0				
0- 0	0- 0	0- 0	NEUTRAL	0- 0	0- 0	0- 0				

RPI	S	Opponent	Score	RPI	S	Opponent	Score	RPI	S	Opponent	Score	RPI	S	Opponent	Score	Team's RPI: 273
46	A	Princeton	54 75	56	A	Drexel	39 61	111	A	Dartmouth	40 55	148	A	Pittsburgh	39 51	
				69	A	Harvard	58 80	152	H	Binghamton	58 66	161	H	Lehigh	57 62	
				86	A	Penn	48 68	178	A	New Hampshire	45 48	189	A	Columbia	57 47	
								189	H	Columbia	54 72	211	H	Stony Brook	48 40	
								219	H	Oakland	77 79	223	A	Loyola Maryland	63 78	
								245	H	Lafayette	58 59	280	H	Colgate	70 74	
								296	A	Canisius	67 59	346	A	NJIT	61 46	
								347	A	UMass Lowell	71 53					
LAST 12 Division I GAMES:																
69	A	Harvard	58 80	346	A	NJIT	61 46									
111	A	Dartmouth	40 55	347	A	UMass Lowell	71 53									
189	H	Columbia	54 72	178	A	New Hampshire	45 48									
189	A	Columbia	57 47	56	A	Drexel	39 61									
46	A	Princeton	54 75	152	H	Binghamton	58 66									
86	A	Penn	48 68	219	H	Oakland	77 79									

Non-Div I Games:

Cornell

Creighton				Through Games Of Feb. 8, 2018								
Average RPI	Win:	112	WON-LOST	WINNING	LAST 10	STRENGTH OF	OPP. STRENGTH	TEAM	ADJ.	CONF.	ADJ	
Average RPI	Loss:	55	RECORD	PCT. RANK	GAMES	SCHEDULE	OF SCHEDULE	RPI	RPI	RPI	CONF. RPI	
DIV. I ONLY			14- 9	114	5- 5	18	14	37	37	6	6	
DIV. I NON-CONF.			6- 4	122	0- 0	12	11	41	41	6	6	

TOTALS	RPI	1-25		RPI	26-50	W-L RECORDS	RPI	51-100	RPI	101-999	RPI	201+
14- 9	1- 4		2- 1		OVERALL		5- 3		6- 1		2- 0	
8- 3	1- 2		1- 1		HOME		2- 0		4- 0		0- 0	
6- 4	0- 1		1- 0		AWAY		3- 3		2- 0		2- 0	
0- 2	0- 1		0- 0		NEUTRAL		0- 0		0- 1		0- 0	
6- 4	0- 2		1- 0		NON-CONFERENCE		2- 1		3- 1		1- 0	
3- 1	0- 1		1- 0		HOME		0- 0		2- 0		0- 0	
3- 1	0- 0		0- 0		AWAY		2- 1		1- 0		1- 0	
0- 2	0- 1		0- 0		NEUTRAL		0- 0		0- 1		0- 0	
8- 5	1- 2		1- 1		CONFERENCE		3- 2		3- 0		1- 0	
5- 2	1- 1		0- 1		HOME		2- 0		2- 0		0- 0	
3- 3	0- 1		1- 0		AWAY		1- 2		1- 0		1- 0	
0- 0	0- 0		0- 0		NEUTRAL		0- 0		0- 0		0- 0	

RPI 1-25				RPI 26-50				Team's RPI: 37				RPI 51-100				RPI 101+			
RPI	S	Opponent	Score	RPI	S	Opponent	Score	RPI	S	Opponent	Score	RPI	S	Opponent	Score	RPI	S	Opponent	Score
6	H	Florida St.	82 92	32	A	Marquette	74 73	58	A	Nebraska	64 49	125	H	Georgetown	69 58				
7	N	UCLA	63 72	32	H	Marquette	77 92	59	A	St. John's (NY)	65 72	156	H	UNI	89 78				
24	A	DePaul	67 77	41	H	South Dakota St.	72 65	59	H	St. John's (NY)	53 39	171	H	Wichita St.	66 61				
24	H	DePaul	54 82					72	A	South Dakota	68 73	172	N	Washington	64 67				
25	H	Villanova	69 54					85	A	Drake	108 100	188	H	Providence	73 56				
								95	A	Seton Hall	68 51	207	A	Xavier	71 64				
								95	H	Seton Hall	81 64	231	A	Omaha	72 51				
								96	A	Butler	53 59								
LAST 12 Division I GAMES:																			
				32	A	Marquette	74 73					188	H	Providence	73 56				
				24	A	DePaul	67 77					24	H	DePaul	54 82				
				95	H	Seton Hall	81 64					32	H	Marquette	77 92				
				59	H	St. John's (NY)	53 39					59	A	St. John's (NY)	65 72				
				207	A	Xavier	71 64					95	A	Seton Hall	68 51				
				96	A	Butler	53 59					125	H	Georgetown	69 58				

Non-Div I Games:

Creighton

Average RPI	Win:	209	WON-LOST	WINNING	LAST 10	STRENGTH OF	OPP. STRENGTH	TEAM	ADJ.	CONF.	ADJ CONF.
Average RPI	Loss:	95	RECORD	PCT. RANK	GAMES	SCHEDULE	OF SCHEDULE	RPI	RPI	RPI	RPI
DIV. I ONLY		12- 7		104	5- 5	146	147	111	111	9	9
DIV. I NON-CONF.		8- 5		111	2- 4	199	195	118	118	9	9

TOTALS	RPI 1-25		RPI 26-50		W-L RECORDS	RPI 51-100		RPI 101-999		RPI 201+	
12- 7	0- 1		0- 0		OVERALL	1- 3		11- 3		5- 0	
9- 2	0- 0		0- 0		HOME	1- 1		8- 1		4- 0	
3- 5	0- 1		0- 0		AWAY	0- 2		3- 2		1- 0	
0- 0	0- 0		0- 0		NEUTRAL	0- 0		0- 0		0- 0	
8- 5	0- 1		0- 0		NON-CONFERENCE	0- 2		8- 2		4- 0	
5- 1	0- 0		0- 0		HOME	0- 1		5- 0		3- 0	
3- 4	0- 1		0- 0		AWAY	0- 1		3- 2		1- 0	
0- 0	0- 0		0- 0		NEUTRAL	0- 0		0- 0		0- 0	
4- 2	0- 0		0- 0		CONFERENCE	1- 1		3- 1		1- 0	
4- 1	0- 0		0- 0		HOME	1- 0		3- 1		1- 0	
0- 1	0- 0		0- 0		AWAY	0- 1		0- 0		0- 0	
0- 0	0- 0		0- 0		NEUTRAL	0- 0		0- 0		0- 0	

RPI	S	Opponent	Score	RPI	S	Opponent	Score	RPI	S	Opponent	Score	RPI	S	Opponent	Score
5	A	Ohio St.	70 103					67	H	Maine	51 64	116	H	Brown	78 73
								69	A	Harvard	65 76	118	H	Yale	39 57
								69	H	Harvard	63 56	136	A	Colorado	81 75
								80	A	Albany (NY)	61 76	152	A	Binghamton	64 80
												166	A	Marist	60 51
												176	A	Army West Point	56 71
												178	H	New Hampshire	57 49
												189	H	Columbia	88 65
												196	H	Boston College	68 57
												233	A	Holy Cross	76 74
												271	H	Vermont	66 56
												273	H	Cornell	55 40
												331	H	Rhode Island	70 54
												346	H	NJIT	81 50

Team's RPI: 111															
LAST 12 Division I GAMES:															
189	H	Columbia	88 65	152	A	Binghamton	64 80								
273	H	Cornell	55 40	80	A	Albany (NY)	61 76								
118	H	Yale	39 57	233	A	Holy Cross	76 74								
116	H	Brown	78 73	5	A	Ohio St.	70 103								
69	A	Harvard	65 76	136	A	Colorado	81 75								
69	H	Harvard	63 56	67	H	Maine	51 64								

Non-Div I Games:

Dartmouth

Davidson				Through Games Of Feb. 8, 2018						
Average RPI Win: 257		WON-LOST RECORD	WINNING PCT. RANK	LAST 10 GAMES	STRENGTH OF SCHEDULE	OPP. STRENGTH OF SCHEDULE	TEAM RPI	ADJ. RPI	CONF. RPI	ADJ CONF. RPI
Average RPI Loss: 90										
DIV. I ONLY		10- 14	220	5- 5	95	158	157	157	12	12
DIV. I NON-CONF.		5- 8	220	0- 1	74	189	140	140	10	10

TOTALS		RPI 1-25	RPI 26-50		W-L RECORDS		RPI 51-100	RPI 101-999	RPI 201+	
10- 14	0- 1	0- 3		OVERALL		0- 5	10- 5	8- 1		
4- 6	0- 0	0- 2		HOME		0- 3	4- 1	3- 1		
6- 8	0- 1	0- 1		AWAY		0- 2	6- 4	5- 0		
0- 0	0- 0	0- 0		NEUTRAL		0- 0	0- 0	0- 0		
5- 8	0- 1	0- 2		NON-CONFERENCE		0- 2	5- 3	3- 1		
2- 3	0- 0	0- 1		HOME		0- 1	2- 1	1- 1		
3- 5	0- 1	0- 1		AWAY		0- 1	3- 2	2- 0		
0- 0	0- 0	0- 0		NEUTRAL		0- 0	0- 0	0- 0		
5- 6	0- 0	0- 1		CONFERENCE		0- 3	5- 2	5- 0		
2- 3	0- 0	0- 1		HOME		0- 2	2- 0	2- 0		
3- 3	0- 0	0- 0		AWAY		0- 1	3- 2	3- 0		
0- 0	0- 0	0- 0		NEUTRAL		0- 0	0- 0	0- 0		

RPI 1-25				RPI 26-50				RPI 51-100				RPI 101+ Team's RPI: 157			
RPI	S	Opponent	Score	RPI	S	Opponent	Score	RPI	S	Opponent	Score	RPI	S	Opponent	Score
22	A	NC State	49 73	45	H	Dayton	68 85	55	H	Duquesne	54 79	102	A	Saint Louis	72 88
				46	H	Princeton	57 63	57	A	Mercer	54 69	112	A	George Mason	61 74
				48	A	UCF	54 62	68	H	Elon	58 75	139	A	William & Mary	55 73
								74	A	Fordham	58 66	160	A	High Point	82 74
								94	H	George Washington	48 53	180	H	Charlotte	68 66
												184	A	Furman	62 65
												209	A	Richmond	68 65
												217	H	Gardner-Webb	65 70
												243	A	St. Bonaventure	75 68
												247	H	UNC Asheville	58 50
												269	A	Appalachian St.	59 57
												287	H	Massachusetts	87 81
												310	A	Western Caro.	70 57
												331	A	Rhode Island	79 67
												331	H	Rhode Island	77 67

LAST 12 Division I GAMES:															
102	A	Saint Louis	72 88	209	A	Richmond	68 65								
331	A	Rhode Island	79 67	74	A	Fordham	58 66								
45	H	Dayton	68 85	331	H	Rhode Island	77 67								
287	H	Massachusetts	87 81	55	H	Duquesne	54 79								
243	A	St. Bonaventure	75 68	112	A	George Mason	61 74								
94	H	George Washington	48 53	48	A	UCF	54 62								

Non-Div I Games:

Davidson

Average RPI Win: 184

Average RPI Loss: 41

WON-LOST
RECORDWINNING
PCT. RANKLAST 10
GAMESSTRENGTH OF
SCHEDULEOPP. STRENGTH
OF SCHEDULETEAM
RPIADJ.
RPICONF.
RPIADJ CONF.
RPIDIV. I ONLY
DIV. I NON-CONF.19- 4
7- 418
10210- 0
0- 0127
60114
7645
6845
6812
1012
10

TOTALS

RPI 1-25

RPI 26-50

W-L RECORDS

RPI 51-100

RPI 101-999

RPI 201+

19- 4

0- 1

1- 1

OVERALL

6- 2

12- 0

9- 0

10- 1

0- 1

1- 0

HOME

3- 0

6- 0

5- 0

6- 2

0- 0

0- 0

AWAY

1- 2

5- 0

3- 0

3- 1

0- 0

0- 1

NEUTRAL

2- 0

1- 0

1- 0

7- 4

0- 1

1- 1

NON-CONFERENCE

3- 2

3- 0

3- 0

4- 1

0- 1

1- 0

HOME

1- 0

2- 0

2- 0

0- 2

0- 0

0- 0

AWAY

0- 2

0- 0

0- 0

3- 1

0- 0

0- 1

NEUTRAL

2- 0

1- 0

1- 0

12- 0

0- 0

0- 0

CONFERENCE

3- 0

9- 0

6- 0

6- 0

0- 0

0- 0

HOME

2- 0

4- 0

3- 0

6- 0

0- 0

0- 0

AWAY

1- 0

5- 0

3- 0

0- 0

0- 0

0- 0

NEUTRAL

0- 0

0- 0

0- 0

RPI 1-25

RPI 26-50

Team's RPI: 45

RPI 51-100

RPI 101+

RPI	S	Opponent	Score
13	H	Green Bay	64 75

RPI	S	Opponent	Score
28	N	South Fla.	87 93
30	H	Virginia	61 46

RPI	S	Opponent	Score
55	H	Duquesne	79 70
60	A	Quinnipiac	66 72
63	A	Toledo	50 68
69	N	Harvard	72 66
74	A	Fordham	63 62
77	H	James Madison	82 54
94	H	George Washington	66 55
97	N	Tulane	71 65

RPI	S	Opponent	Score
102	H	Saint Louis	101 76
157	A	Davidson	85 68
192	A	Saint Joseph's	65 59
209	A	Richmond	66 59
224	A	La Salle	76 47
243	H	St. Bonaventure	80 59
275	H	Morgan St.	88 52
287	A	Massachusetts	78 49
292	H	VCU	74 64
331	H	Rhode Island	116 58
337	H	Ark.-Pine Bluff	81 43
342	N	Mississippi Val.	65 46

LAST 12 Division I GAMES:

287	A	Massachusetts	78 49
292	H	VCU	74 64
55	H	Duquesne	79 70
157	A	Davidson	85 68
209	A	Richmond	66 59
94	H	George Washington	66 55

74	A	Fordham	63 62
102	H	Saint Louis	101 76
243	H	St. Bonaventure	80 59
192	A	Saint Joseph's	65 59
331	H	Rhode Island	116 58
224	A	La Salle	76 47

Dayton

Dayton

Non-Div I Games:

Dayton

■ Loss, ■ Non-Conf, ■ S Site, ■ H Home ■ A Away N Neutral

DePaul

Through Games Of Feb. 8, 2018

Average RPI Win: 128

Average RPI Loss: 22

WON-LOST RECORD

WINNING PCT. RANK

LAST 10 GAMES

STRENGTH OF SCHEDULE

OPP. STRENGTH OF SCHEDULE

TEAM RPI

ADJ. RPI

CONF. RPI

ADJ CONF. RPI

DIV. I ONLY

DIV. I NON-CONF.

18- 6

8- 4

48

87

8- 2

0- 0

31

30

8

4

24

44

24

44

6

6

6

6

TOTALS

RPI 1-25

RPI 26-50

W-L RECORDS

RPI 51-100

RPI 101-999

RPI 201+

18- 6

0- 3

5- 3

OVERALL

4- 0

9- 0

3- 0

12- 2

0- 1

3- 1

HOME

4- 0

5- 0

3- 0

4- 3

0- 2

1- 1

AWAY

0- 0

3- 0

0- 0

2- 1

0- 0

1- 1

NEUTRAL

0- 0

1- 0

0- 0

8- 4

0- 2

2- 2

NON-CONFERENCE

1- 0

5- 0

2- 0

5- 2

0- 1

1- 1

HOME

1- 0

3- 0

2- 0

1- 1

0- 1

0- 0

AWAY

0- 0

1- 0

0- 0

2- 1

0- 0

1- 1

NEUTRAL

0- 0

1- 0

0- 0

10- 2

0- 1

3- 1

CONFERENCE

3- 0

4- 0

1- 0

7- 0

0- 0

2- 0

HOME

3- 0

2- 0

1- 0

3- 2

0- 1

1- 1

AWAY

0- 0

2- 0

0- 0

0- 0

0- 0

0- 0

NEUTRAL

0- 0

0- 0

0- 0

RPI 1-25

Team's RPI: 24

RPI 26-50

RPI 51-100

RPI 101+

RPI S Opponent Score

1 H UConn 69 103

2 A Notre Dame 82 91

25 A Villanova 58 84

RPI S Opponent Score

29 H Oklahoma 111 108

32 A Marquette 81 93

32 H Marquette 95 83

33 H Northern Colo. 88 94

37 A Creighton 82 54

37 H Creighton 77 67

38 N FGCU 84 89

39 N Gonzaga 88 71

RPI S Opponent Score

59 H St. John's (NY) 76 67

75 H IUPUI 85 71

95 H Seton Hall 89 66

96 H Butler 87 65

RPI S Opponent Score

102 H Saint Louis 86 78

125 A Georgetown 78 62

177 N Memphis 81 67

187 A Northwestern 92 63

188 A Providence 71 48

188 H Providence 81 47

207 H Xavier 79 48

295 H Loyola Chicago 88 47

330 H Delaware St. 110 71

LAST 12 Division I GAMES:

188 H Providence 81 47

37 H Creighton 77 67

32 H Marquette 95 83

125 A Georgetown 78 62

25 A Villanova 58 84

96 H Butler 87 65

207 H Xavier 79 48

37 A Creighton 82 54

188 A Providence 71 48

32 A Marquette 81 93

59 H St. John's (NY) 76 67

95 H Seton Hall 89 66

Non-Div I Games:

DePaul

Loss, Non-Conf, S Site, H Home A Away N Neutral

Page 65

Non-Div I Games:

DePaul

Delaware

Del aware					Through Games Of Feb. 8, 2018							
Average RPI	Win:	223	WON-LOST	WINNING	LAST 10	STRENGTH OF	OPP. STRENGTH	TEAM	ADJ.	CONF.	ADJ CONF.	
Average RPI	Loss:	126	RECORD	PCT. RANK	GAMES	SCHEDULE	OF SCHEDULE	RPI	RPI	RPI	RPI	
DIV. I ONLY		13- 8		110	6- 4	219	179	130	130	10	10	
DIV. I NON-CONF.		7- 4		102	2- 0	262	239	144	144	12	12	

TOTALS		RPI 1-25		RPI 26-50		W-L RECORDS		RPI 51-100		RPI 101-999		RPI 201+
13- 8		0- 1		0- 1		OVERALL		2- 2		11- 4		9- 2
6- 2		0- 0		0- 0		HOME		2- 0		4- 2		4- 1
6- 5		0- 1		0- 1		AWAY		0- 2		6- 1		4- 0
1- 1		0- 0		0- 0		NEUTRAL		0- 0		1- 1		1- 1
7- 4		0- 1		0- 1		NON-CONFERENCE		1- 0		6- 2		4- 2
3- 1		0- 0		0- 0		HOME		1- 0		2- 1		2- 1
3- 2		0- 1		0- 1		AWAY		0- 0		3- 0		1- 0
1- 1		0- 0		0- 0		NEUTRAL		0- 0		1- 1		1- 1
6- 4		0- 0		0- 0		CONFERENCE		1- 2		5- 2		5- 0
3- 1		0- 0		0- 0		HOME		1- 0		2- 1		2- 0
3- 3		0- 0		0- 0		AWAY		0- 2		3- 1		3- 0
0- 0		0- 0		0- 0		NEUTRAL		0- 0		0- 0		0- 0

Delaware

RPI 1-25				RPI 26-50				RPI 51-100				RPI 101+ Team's RPI: 130			
RPI	S	Opponent	Score	RPI	S	Opponent	Score	RPI	S	Opponent	Score	RPI	S	Opponent	Score
21	A	Buffalo	73 87	46	A	Princeton	60 78	56	A	Drexel	53 74	134	A	Northeastern	59 73
								65	H	American	72 56	134	H	Northeastern	53 64
								68	A	El on	51 64	158	A	Hartford	72 63
								68	H	El on	80 66	176	A	Army West Point	70 59
												205	H	Boston U.	79 85
												223	H	Loyol a Maryl and	71 38
												230	A	Hofstra	58 51
												243	A	St. Bonaventure	53 52
												259	A	Col. of Charleston	68 59
												263	H	Towson	51 49
												268	A	UNCW	82 49
												268	H	UNCW	80 62
												330	H	Del aware St.	84 49
												344	N	Saint Peter's	87 90
												345	N	Eastern Ill.	66 37

LAST 12 Division I GAMES:															
134	A	Northeastern	59 73	230	A	Hofstra	58 51								
268	H	UNCW	80 62	259	A	Col. of Charleston	68 59								
134	H	Northeastern	53 64	68	H	El on	80 66								
68	A	El on	51 64	56	A	Drexel	53 74								
268	A	UNCW	82 49	223	H	Loyol a Maryl and	71 38								
263	H	Towson	51 49	330	H	Del aware St.	84 49								

Non-Div I Games:

Del aware

Average RPI Win:	321	WON-LOST	WINNING	LAST 10	STRENGTH OF	OPP. STRENGTH	TEAM	ADJ.	CONF.	ADJ CONF.
Average RPI Loss:	178	RECORD	PCT. RANK	GAMES	SCHEDULE	OF SCHEDULE	RPI	RPI	RPI	RPI
DIV. I ONLY	4- 19	317	3- 7	268	292	330	330	31	31	
DIV. I NON-CONF.	1- 12	335	0- 2	148	119	304	304	30	30	

TOTALS	RPI 1-25	RPI 26-50	W-L RECORDS	RPI 51-100	RPI 101-999	RPI 201+				
4- 19	0- 1	0- 1	OVERALL	0- 1	4- 16	4- 6				
3- 6	0- 0	0- 0	HOME	0- 1	3- 5	3- 3				
1- 11	0- 0	0- 0	AWAY	0- 0	1- 5	1- 2				
0- 2	0- 0	0- 0	NEUTRAL	0- 0	0- 2	0- 0				
1- 12	0- 1	0- 1	NON-CONFERENCE	0- 1	1- 9	1- 1				
1- 3	0- 0	0- 0	HOME	0- 1	1- 2	1- 1				
0- 7	0- 1	0- 1	AWAY	0- 0	0- 5	0- 0				
0- 2	0- 0	0- 0	NEUTRAL	0- 0	0- 2	0- 0				
3- 7	0- 0	0- 0	CONFERENCE	0- 0	3- 7	3- 5				
2- 3	0- 0	0- 0	HOME	0- 0	2- 3	2- 2				
1- 4	0- 0	0- 0	AWAY	0- 0	1- 4	1- 3				
0- 0	0- 0	0- 0	NEUTRAL	0- 0	0- 0	0- 0				

RPI 1-25				RPI 26-50				RPI 51-100				RPI 101+				Team's RPI: 330
RPI	S	Opponent	Score	RPI	S	Opponent	Score	RPI	S	Opponent	Score	RPI	S	Opponent	Score	
24	A	DePaul	71 110	35	A	Michigan	36 105	56	H	Drexel	52 73	122	N	Ole Miss	58 110	
												128	H	Bethune-Cookman	60 68	
												130	A	Delaware	49 84	
												150	A	Kansas	49 81	
												153	H	Robert Morris	42 65	
												169	N	Stetson	43 58	
												170	A	Florida	51 85	
												179	A	Temple	72 96	
												191	A	Hampton	62 66	
												193	A	Fla. Atlantic	67 90	
												220	A	N. C. A&T	55 75	
												220	H	N. C. A&T	48 66	
												224	H	La Salle	48 71	
												275	A	Morgan St.	62 54	
												321	H	South Carolina St.	58 44	
												334	A	N. C. Central	60 76	
												334	H	N. C. Central	67 74	
												340	H	Savannah St.	93 79	
												343	A	Florida A&M	54 59	
												349	H	Longwood	60 56	

LAST 12 Division I GAMES:																
334	A	N. C. Central	60 76	191	A	Hampton	62 66									
220	A	N. C. A&T	55 75	220	H	N. C. A&T	48 66									
340	H	Savannah St.	93 79	321	H	South Carolina St.	58 44									
275	A	Morgan St.	62 54	334	H	N. C. Central	67 74									
128	H	Bethune-Cookman	60 68	169	N	Stetson	43 58									
343	A	Florida A&M	54 59	193	A	Fla. Atlantic	67 90									

Non-Div I Games:

Delaware St.

Average RPI Win:	291	WON-LOST	WINNING	LAST 10	STRENGTH OF	OPP. STRENGTH	TEAM	ADJ.	CONF.	ADJ CONF.
Average RPI Loss:	85	RECORD	PCT. RANK	GAMES	SCHEDULE	OF SCHEDULE	RPI	RPI	RPI	RPI

DIV. I ONLY	12- 12	171	5- 5	226	176	190	190	14	14
DIV. I NON-CONF.	8- 6	143	2- 0	296	213	211	211	17	17

TOTALS	RPI 1-25	RPI 26-50	W-L RECORDS	RPI 51-100	RPI 101-999	RPI 201+			
12- 12	0- 0	0- 3	OVERALL	0- 6	12- 3	11- 0			
4- 5	0- 0	0- 2	HOME	0- 2	4- 1	4- 0			
7- 5	0- 0	0- 1	AWAY	0- 2	7- 2	7- 0			
1- 2	0- 0	0- 0	NEUTRAL	0- 2	1- 0	0- 0			
8- 6	0- 0	0- 1	NON-CONFERENCE	0- 4	8- 1	7- 0			
2- 3	0- 0	0- 1	HOME	0- 1	2- 1	2- 0			
5- 1	0- 0	0- 0	AWAY	0- 1	5- 0	5- 0			
1- 2	0- 0	0- 0	NEUTRAL	0- 2	1- 0	0- 0			
4- 6	0- 0	0- 2	CONFERENCE	0- 2	4- 2	4- 0			
2- 2	0- 0	0- 1	HOME	0- 1	2- 0	2- 0			
2- 4	0- 0	0- 1	AWAY	0- 1	2- 2	2- 0			
0- 0	0- 0	0- 0	NEUTRAL	0- 0	0- 0	0- 0			

RPI 1-25	RPI 26-50	RPI 51-100	RPI 101+	Team's RPI: 190
RPI S Opponent Score	RPI S Opponent Score	RPI S Opponent Score	RPI S Opponent Score	
	33 H Northern Colo. 63 71	65 A American 53 66	103 A Western Ill. 93 118	
	41 A South Dakota St. 59 95	72 A South Dakota 51 79	121 H Colorado St. 56 61	
	41 H South Dakota St. 58 69	72 H South Dakota 60 82	198 N Eastern Mi ch. 60 54	
		79 H Wyomi ng 51 61	199 A Oral Roberts 60 90	
		89 N Mi ami (OH) 52 69	231 A Omaha 85 74	
		99 N Li berty 69 82	260 A UMKC 77 68	
			270 H North Dakota St. 98 79	
			297 A Utah St. 74 72	
			305 A Cal St. Fullerton 83 58	
			312 A Air Force 75 54	
			316 A Fort Wayne 73 55	
			316 H Fort Wayne 86 65	
			326 A UMBC 70 48	
			328 H Northern Ari z. 80 73	
			329 H Utah Valley 72 53	
LAST 12 Division I GAMES:				
	41 A South Dakota St. 59 95	270 H North Dakota St. 98 79		
	316 H Fort Wayne 86 65	41 H South Dakota St. 58 69		
	72 H South Dakota 60 82	316 A Fort Wayne 73 55		
	103 A Western Ill. 93 118	329 H Utah Valley 72 53		
	199 A Oral Roberts 60 90	72 A South Dakota 51 79		
	231 A Omaha 85 74	260 A UMKC 77 68		

Non-Div I Games: Chadron St. 99 55

Denver

Average RPI Win:	313	WON-LOST	WINNING	LAST 10	STRENGTH OF	OPP. STRENGTH	TEAM	ADJ.	CONF.	ADJ CONF.
Average RPI Loss:	136	RECORD	PCT. RANK	GAMES	SCHEDULE	OF SCHEDULE	RPI	RPI	RPI	RPI

DIV. I ONLY	1- 22	346	1- 9	126	123	307	307	11	11
DIV. I NON-CONF.	0- 11	337	0- 0	198	48	334	334	13	13

TOTALS	RPI 1-25	RPI 26-50	W-L RECORDS	RPI 51-100	RPI 101-999	RPI 201+			
1- 22	0- 1	0- 1	OVERALL	0- 4	1- 16	1- 4			
0- 11	0- 1	0- 1	HOME	0- 2	0- 7	0- 1			
1- 9	0- 0	0- 0	AWAY	0- 2	1- 7	1- 2			
0- 2	0- 0	0- 0	NEUTRAL	0- 0	0- 2	0- 1			
0- 11	0- 0	0- 1	NON-CONFERENCE	0- 3	0- 7	0- 2			
0- 5	0- 0	0- 1	HOME	0- 2	0- 2	0- 0			
0- 4	0- 0	0- 0	AWAY	0- 1	0- 3	0- 1			
0- 2	0- 0	0- 0	NEUTRAL	0- 0	0- 2	0- 1			
1- 11	0- 1	0- 0	CONFERENCE	0- 1	1- 9	1- 2			
0- 6	0- 1	0- 0	HOME	0- 0	0- 5	0- 1			
1- 5	0- 0	0- 0	AWAY	0- 1	1- 4	1- 1			
0- 0	0- 0	0- 0	NEUTRAL	0- 0	0- 0	0- 0			

RPI 1-25	RPI 26-50	RPI 51-100	RPI 101+	Team's RPI: 307
RPI S Opponent Score	RPI S Opponent Score	RPI S Opponent Score	RPI S Opponent Score	
13 H Green Bay 27 85	35 H Michigan 50 86	61 H Michigan St. 60 97	101 A Wright St. 55 85	
		63 H Toledo 64 81	101 H Wright St. 60 88	
		75 A IUPUI 62 90	107 A Western Mi ch. 62 74	
		89 A Miami (OH) 64 91	114 H Milwaukee 61 70	
			131 A Cleveland St. 50 75	
			131 H Cleveland St. 76 90	
			135 A Kent St. 74 82	
			140 N Clemson 44 72	
			195 H Bowling Green 81 85	
			198 H Eastern Mi ch. 76 78	
			200 A Youngstown St. 59 76	
			200 H Youngstown St. 52 72	
			206 A Illinois 65 73	
			219 A Oakland 50 83	
			237 H Northern Ky. 67 78	
			242 N North Texas 57 63	
			313 A Ill. -Chicago 61 58	
LAST 12 Division I GAMES:				
101 A Wright St. 55 85	313 A Ill. -Chicago 61 58			
200 H Youngstown St. 52 72	75 A IUPUI 62 90			
131 H Cleveland St. 76 90	101 H Wright St. 60 88			
219 A Oakland 50 83	237 H Northern Ky. 67 78			
114 H Milwaukee 61 70	131 A Cleveland St. 50 75			
13 H Green Bay 27 85	200 A Youngstown St. 59 76			

Non-Div I Games:

Detroit Mercy

Average RPI Win:	204	WON-LOST	WINNING	LAST 10	STRENGTH OF	OPP. STRENGTH	TEAM	ADJ.	CONF.	ADJ CONF.
Average RPI Loss:	51	RECORD	PCT. RANK	GAMES	SCHEDULE	OF SCHEDULE	RPI	RPI	RPI	RPI
DIV. I ONLY	15- 7	73	10- 0	101	136	85	85	24	24	
DIV. I NON-CONF.	4- 7	226	0- 1	15	26	136	136	22	22	

TOTALS	RPI 1-25	RPI 26-50	W-L RECORDS	RPI 51-100	RPI 101-999	RPI 201+				
15- 7	0- 2	0- 2	OVERALL	1- 2	14- 1	7- 0				
10- 3	0- 0	0- 2	HOME	1- 1	9- 0	4- 0				
4- 3	0- 2	0- 0	AWAY	0- 1	4- 0	2- 0				
1- 1	0- 0	0- 0	NEUTRAL	0- 0	1- 1	1- 0				
4- 7	0- 2	0- 2	NON-CONFERENCE	1- 2	3- 1	1- 0				
3- 3	0- 0	0- 2	HOME	1- 1	2- 0	0- 0				
0- 3	0- 2	0- 0	AWAY	0- 1	0- 0	0- 0				
1- 1	0- 0	0- 0	NEUTRAL	0- 0	1- 1	1- 0				
11- 0	0- 0	0- 0	CONFERENCE	0- 0	11- 0	6- 0				
7- 0	0- 0	0- 0	HOME	0- 0	7- 0	4- 0				
4- 0	0- 0	0- 0	AWAY	0- 0	4- 0	2- 0				
0- 0	0- 0	0- 0	NEUTRAL	0- 0	0- 0	0- 0				

RPI 1-25				RPI 26-50				RPI 51-100 Team's RPI: 85				RPI 101+			
RPI	S	Opponent	Score	RPI	S	Opponent	Score	RPI	S	Opponent	Score	RPI	S	Opponent	Score
9	A	Oregon	77 110	37	H	Creighton	100 108	58	H	Nebraska	84 89	112	N	George Mason	75 87
20	A	Iowa	66 79	41	H	South Dakota St.	78 85	79	A	Wyoming	61 75	114	H	Milwaukee	77 73
								99	H	Liberty	96 68	115	H	Iowa St.	83 80
												120	A	Missouri St.	80 68
												120	H	Missouri St.	84 65
												145	A	Southern Ill.	75 64
												145	H	Southern Ill.	84 73
												156	H	UNI	81 64
												249	A	Bradley	84 75
												257	H	Indiana St.	85 64
												265	A	Illinois St.	65 58
												290	H	Valparaiso	86 50
												295	H	Loyola Chicago	72 46
												342	N	Mississippi Val.	96 60
												348	H	Evansville	107 66

LAST 12 Division I GAMES:															
				120	H	Missouri St.	84 65	257	H	Indiana St.	85 64				
				145	H	Southern Ill.	84 73	145	A	Southern Ill.	75 64				
				249	A	Bradley	84 75	120	A	Missouri St.	80 68				
				265	A	Illinois St.	65 58	295	H	Loyola Chicago	72 46				
				156	H	UNI	81 64	290	H	Valparaiso	86 50				
				348	H	Evansville	107 66	20	A	Iowa	66 79				

Non-Div I Games: Iowa Wesleyan 102 25

Drake

Average RPI Win:	199	WON-LOST	WINNING	LAST 10	STRENGTH OF	OPP. STRENGTH	TEAM	ADJ.	CONF.	ADJ CONF.
Average RPI Loss:	59	RECORD	PCT. RANK	GAMES	SCHEDULE	OF SCHEDULE	RPI	RPI	RPI	RPI
DIV. I ONLY	18- 5	36	9- 1	139	137	56	56	10	10	
DIV. I NON-CONF.	8- 4	87	1- 0	196	92	88	88	12	12	

TOTALS	RPI 1-25	RPI 26-50	W-L RECORDS	RPI 51-100	RPI 101-999	RPI 201+				
18- 5	0- 0	0- 1	OVERALL	2- 4	16- 0	10- 0				
10- 0	0- 0	0- 0	HOME	1- 0	9- 0	6- 0				
7- 3	0- 0	0- 1	AWAY	0- 2	7- 0	4- 0				
1- 2	0- 0	0- 0	NEUTRAL	1- 2	0- 0	0- 0				
8- 4	0- 0	0- 1	NON-CONFERENCE	1- 3	7- 0	5- 0				
4- 0	0- 0	0- 0	HOME	0- 0	4- 0	3- 0				
3- 2	0- 0	0- 1	AWAY	0- 1	3- 0	2- 0				
1- 2	0- 0	0- 0	NEUTRAL	1- 2	0- 0	0- 0				
10- 1	0- 0	0- 0	CONFERENCE	1- 1	9- 0	5- 0				
6- 0	0- 0	0- 0	HOME	1- 0	5- 0	3- 0				
4- 1	0- 0	0- 0	AWAY	0- 1	4- 0	2- 0				
0- 0	0- 0	0- 0	NEUTRAL	0- 0	0- 0	0- 0				

RPI 1-25				RPI 26-50				RPI 51-100				Team's RPI: 56				RPI 101+			
RPI	S	Opponent	Score	RPI	S	Opponent	Score	RPI	S	Opponent	Score	RPI	S	Opponent	Score	RPI	S	Opponent	Score
				36	A	Syracuse	62 72	53	N	West Virginia	42 75	130	H	Delaware	74 53				
								54	N	Virginia Tech	67 79	133	H	Bucknell I	63 54				
								68	H	Elon	58 56	134	A	Northeastern	69 58				
								76	A	Penn St.	70 84	134	H	Northeastern	58 50				
								77	A	James Madison	48 56	139	A	William & Mary	65 58				
								96	N	Butler	76 62	192	A	Saint Joseph's	65 58				
												224	H	La Salle	79 54				
												230	A	Hofstra	58 47				
												230	H	Hofstra	47 38				
												238	A	Niagara	66 65				
												245	H	Lafayette	52 37				
												259	A	Col. of Charleston	80 53				
												263	H	Towson	78 53				
												268	H	UNCW	68 42				
												273	H	Cornell I	61 39				
												330	A	Delaware St.	73 52				
LAST 12 Division I GAMES:																			
				259	A	Col. of Charleston	80 53	268	H	UNCW	68 42								
				263	H	Towson	78 53	77	A	James Madison	48 56								
				134	H	Northeastern	58 50	139	A	William & Mary	65 58								
				68	H	Elon	58 56	230	H	Hofstra	47 38								
				230	A	Hofstra	58 47	130	H	Delaware	74 53								
				134	A	Northeastern	69 58	273	H	Cornell I	61 39								

Non-Div I Games:

Drexel

Average RPI Win:	136	WON-LOST	WINNING	LAST 10	STRENGTH OF	OPP. STRENGTH	TEAM	ADJ.	CONF.	ADJ CONF.
Average RPI Loss:	32	RECORD	PCT. RANK	GAMES	SCHEDULE	OF SCHEDULE	RPI	RPI	RPI	RPI
DIV. I ONLY	19- 6	43	8- 2	28	28	16	16	1	1	
DIV. I NON-CONF.	11- 2	22	0- 0	76	102	22	22	1	1	

TOTALS	RPI 1-25	RPI 26-50	W-L RECORDS	RPI 51-100	RPI 101-999	RPI 201+				
19- 6	2- 4	2- 1	OVERALL	5- 1	10- 0	5- 0				
14- 1	2- 1	2- 0	HOME	4- 0	6- 0	3- 0				
5- 5	0- 3	0- 1	AWAY	1- 1	4- 0	2- 0				
0- 0	0- 0	0- 0	NEUTRAL	0- 0	0- 0	0- 0				
11- 2	1- 2	1- 0	NON-CONFERENCE	3- 0	6- 0	5- 0				
9- 0	1- 0	1- 0	HOME	3- 0	4- 0	3- 0				
2- 2	0- 2	0- 0	AWAY	0- 0	2- 0	2- 0				
0- 0	0- 0	0- 0	NEUTRAL	0- 0	0- 0	0- 0				
8- 4	1- 2	1- 1	CONFERENCE	2- 1	4- 0	0- 0				
5- 1	1- 1	1- 0	HOME	1- 0	2- 0	0- 0				
3- 3	0- 1	0- 1	AWAY	1- 1	2- 0	0- 0				
0- 0	0- 0	0- 0	NEUTRAL	0- 0	0- 0	0- 0				

RPI 1-25				Team's RPI: 16				RPI 26-50				RPI 51-100				RPI 101+			
RPI	S	Opponent	Score	RPI	S	Opponent	Score	RPI	S	Opponent	Score	RPI	S	Opponent	Score	RPI	S	Opponent	Score
2	H	Notre Dame	54 72	30	H	Virginia	55 48	54	A	Virginia Tech	86 75	104	A	Wake Forest	80 67				
4	A	Louisville	60 66	42	A	Miami (FL)	48 51	66	H	Georgia Tech	77 59	104	H	Wake Forest	59 51				
5	H	Ohio St.	69 60	50	H	Oregon St.	72 65	67	H	Maine	69 39	148	A	Pittsburgh	58 46				
17	A	South Carolina	52 72					79	H	Wyoming	63 40	160	H	High Point	77 50				
22	H	NC State	69 56					99	H	Liberty	68 51	196	H	Boston College	75 50				
25	A	Villanova	55 64					100	A	North Carolina	86 92	236	H	UNCG	85 54				
LAST 12 Division I GAMES:																			
104	H	Wake Forest	59 51	54	A	Virginia Tech	86 75												
2	H	Notre Dame	54 72	30	H	Virginia	55 48												
66	H	Georgia Tech	77 59	104	A	Wake Forest	80 67												
148	A	Pittsburgh	58 46	22	H	NC State	69 56												
196	H	Boston College	75 50	4	A	Louisville	60 66												
100	A	North Carolina	86 92	42	A	Miami (FL)	48 51												

Non-Div I Games:

Duke

Average RPI Win: 196	WON-LOST RECORD	WINNING PCT. RANK	LAST 10 GAMES	STRENGTH OF SCHEDULE	OPP. STRENGTH OF SCHEDULE	TEAM RPI	ADJ. RPI	CONF. RPI	ADJ. CONF. RPI
Average RPI Loss: 92									
DIV. I ONLY	20- 4	14	9- 1	208	98	55	55	12	12
DIV. I NON-CONF.	10- 3	51	0- 1	194	41	57	57	10	10

TOTALS	RPI 1-25	RPI 26-50	W-L RECORDS	RPI 51-100	RPI 101-999	RPI 201+			
20- 4	0- 1	2- 1	OVERALL	2- 0	16- 2	11- 0			
11- 0	0- 0	1- 0	HOME	1- 0	9- 0	7- 0			
8- 3	0- 0	1- 1	AWAY	1- 0	6- 2	3- 0			
1- 1	0- 1	0- 0	NEUTRAL	0- 0	1- 0	1- 0			
10- 3	0- 1	2- 0	NON-CONFERENCE	1- 0	7- 2	5- 0			
6- 0	0- 0	1- 0	HOME	1- 0	4- 0	3- 0			
3- 2	0- 0	1- 0	AWAY	0- 0	2- 2	1- 0			
1- 1	0- 1	0- 0	NEUTRAL	0- 0	1- 0	1- 0			
10- 1	0- 0	0- 1	CONFERENCE	1- 0	9- 0	6- 0			
5- 0	0- 0	0- 0	HOME	0- 0	5- 0	4- 0			
5- 1	0- 0	0- 1	AWAY	1- 0	4- 0	2- 0			
0- 0	0- 0	0- 0	NEUTRAL	0- 0	0- 0	0- 0			

RPI S Opponent Score	RPI S Opponent Score	RPI S Opponent Score	RPI S Opponent Score
1 N UConn 52 104	27 H Central Mich. 64 61	63 H Toledo 73 54	112 H George Mason 71 64
	30 A Virginia 74 63	94 A George Washington 54 53	132 H Saint Francis (PA) 87 68
	45 A Dayton 70 79		141 A ETSU 77 81
			148 A Pittsburgh 66 53
			157 A Davidson 79 54
			180 A Charlotte 72 75
			192 A Saint Joseph's 61 42
			209 A Richmond 78 70
			220 N N. C. A&T 73 60
			222 H Akron 66 60
			224 H La Salle 78 50
			243 H St. Bonaventure 73 59
			287 H Massachusetts 60 57
			292 A VCU 70 51
			292 H VCU 80 71
			293 H Central Conn. St. 83 58
			338 H Iona 80 59
			341 A Winthrop 81 54
LAST 12 Division I GAMES:			
292 H VCU 80 71	224 H La Salle 78 50		
209 A Richmond 78 70	94 A George Washington 54 53		
45 A Dayton 70 79	292 A VCU 70 51		
243 H St. Bonaventure 73 59	157 A Davidson 79 54		
192 A Saint Joseph's 61 42	287 H Massachusetts 60 57		
112 H George Mason 71 64	1 N UConn 52 104		

Non-Div I Games:

Duquesne

Average RPI Win:	230	WON-LOST	WINNING	LAST 10	STRENGTH OF	OPP. STRENGTH	TEAM	ADJ.	CONF.	ADJ CONF.
Average RPI Loss:	86	RECORD	PCT. RANK	GAMES	SCHEDULE	OF SCHEDULE	RPI	RPI	RPI	RPI
DIV. I ONLY	13- 10	134	7- 2	193	95	141	141	17	17	
DIV. I NON-CONF.	6- 8	209	0- 2	138	34	157	157	16	16	

TOTALS	RPI 1-25	RPI 26-50	W-L RECORDS	RPI 51-100	RPI 101-999	RPI 201+				
13- 10	0- 3	0- 1	OVERALL	2- 3	11- 3	8- 2				
7- 3	0- 0	0- 0	HOME	2- 2	5- 1	3- 1				
6- 4	0- 2	0- 1	AWAY	0- 0	6- 1	5- 1				
0- 3	0- 1	0- 0	NEUTRAL	0- 1	0- 1	0- 0				
6- 8	0- 3	0- 1	NON-CONFERENCE	1- 2	5- 2	4- 1				
3- 2	0- 0	0- 0	HOME	1- 1	2- 1	1- 1				
3- 3	0- 2	0- 1	AWAY	0- 0	3- 0	3- 0				
0- 3	0- 1	0- 0	NEUTRAL	0- 1	0- 1	0- 0				
7- 2	0- 0	0- 0	CONFERENCE	1- 1	6- 1	4- 1				
4- 1	0- 0	0- 0	HOME	1- 1	3- 0	2- 0				
3- 1	0- 0	0- 0	AWAY	0- 0	3- 1	2- 1				
0- 0	0- 0	0- 0	NEUTRAL	0- 0	0- 0	0- 0				

RPI 1-25				RPI 26-50				RPI 51-100				RPI 101+				Team's RPI: 141
RPI	S	Opponent	Score	RPI	S	Opponent	Score	RPI	S	Opponent	Score	RPI	S	Opponent	Score	
2	N	Notre Dame	46 77	49	A	Houston	69 88	55	H	Duquesne	81 77	107	N	Western Mi ch.	79 87	
10	A	Tennessee	49 87					57	H	Mercer	65 85	138	H	Cincinnati	87 77	
22	A	NC State	58 70					61	H	Michigan St.	74 83	167	H	Samford	76 48	
								82	N	Washington St.	76 80	184	A	Furman	69 57	
								90	H	Chattanooga	65 58	236	A	UNCG	61 65	
												236	H	UNCG	60 52	
												237	H	Northern Ky.	45 57	
												269	A	Appalachian St.	70 57	
												288	A	Wofford	61 58	
												298	A	Murray St.	96 68	
												309	H	Tennessee Tech	74 55	
												310	A	Western Caro.	76 46	
												310	H	Western Caro.	66 50	
												341	A	Wintthrop	74 63	

LAST 12 Division I GAMES:																
310	A	Western Caro.	76 46	90	H	Chattanooga	65 58	236	H	UNCG	60 52	310	H	Western Caro.	66 50	
236	A	UNCG	61 65					237	H	Northern Ky.	45 57					
167	H	Samford	76 48					61	H	Michigan St.	74 83					
57	H	Mercer	65 85					22	A	NC State	58 70					
288	A	Wofford	61 58													
184	A	Furman	69 57													

Non-Div I Games: North Greenville 90 67

ETSU

Average RPI Win:	229	WON-LOST	WINNING	LAST 10	STRENGTH OF	OPP. STRENGTH	TEAM	ADJ.	CONF.	ADJ CONF.
Average RPI Loss:	145	RECORD	PCT. RANK	GAMES	SCHEDULE	OF SCHEDULE	RPI	RPI	RPI	RPI
DIV. I ONLY	13- 11	148	5- 5	238	154	208	208	8	8	
DIV. I NON-CONF.	8- 5	111	1- 0	325	340	256	256	7	7	

TOTALS	RPI 1-25	RPI 26-50	W-L RECORDS	RPI 51-100	RPI 101-999	RPI 201+				
13- 11	0- 1	1- 1	OVERALL	0- 1	12- 8	8- 4				
10- 4	0- 1	1- 0	HOME	0- 0	9- 3	6- 1				
2- 5	0- 0	0- 0	AWAY	0- 1	2- 0	1- 0				
1- 2	0- 0	0- 0	NEUTRAL	0- 0	1- 2	1- 1				
8- 5	0- 0	0- 0	NON-CONFERENCE	0- 0	8- 5	7- 3				
6- 2	0- 0	0- 0	HOME	0- 0	6- 2	5- 1				
1- 1	0- 0	0- 0	AWAY	0- 0	1- 1	1- 1				
1- 2	0- 0	0- 0	NEUTRAL	0- 0	1- 2	1- 1				
5- 6	0- 1	1- 1	CONFERENCE	0- 1	4- 3	1- 1				
4- 2	0- 1	1- 0	HOME	0- 0	3- 1	1- 0				
1- 4	0- 0	0- 1	AWAY	0- 1	1- 2	0- 1				
0- 0	0- 0	0- 0	NEUTRAL	0- 0	0- 0	0- 0				

RPI 1-25				RPI 26-50				RPI 51-100				RPI 101+ Team's RPI: 208			
RPI	S	Opponent	Score	RPI	S	Opponent	Score	RPI	S	Opponent	Score	RPI	S	Opponent	Score
1	H	UConn	35 96	28	A	South Fla.	47 88	97	A	Tulane	58 64	124	N	UTEP	79 93
				49	H	Houston	80 78					138	A	Cincinnati	79 70
												138	H	Cincinnati	54 66
												139	H	William & Mary	65 71
												171	H	Wichita St.	77 67
												177	A	Memphis	36 72
												180	H	Charlotte	58 55
												182	H	Tulsa	73 67
												202	N	Jacksonville St.	73 82
												209	H	Richmond	64 65
												212	A	SMU	51 65
												212	H	SMU	76 47
												218	H	Norfolk St.	51 46
												267	N	Rider	66 63
												268	A	UNCW	62 66
												285	A	Kennesaw St.	66 56
												294	H	USC Upstate	66 53
												304	H	UMES	64 54
												334	H	N.C. Central	73 61
												340	H	Savannah St.	103 37

LAST 12 Division I GAMES:															
				28	A	South Fla.	47 88	212	A	SMU	51 65				
				212	H	SMU	76 47	182	H	Tulsa	73 67				
				171	H	Wichita St.	77 67	177	A	Memphis	36 72				
				138	A	Cincinnati	79 70	1	H	UConn	35 96				
				97	A	Tulane	58 64	138	H	Cincinnati	54 66				
				49	H	Houston	80 78	304	H	UMES	64 54				

Non-Div I Games:

East Carolina

■ Loss,
 ■ Non-Conf,
 S Site,
 ■ Home
 ■ Away
 N Neutral

Average RPI Win: 341		WON-LOST	WINNING	LAST 10	STRENGTH OF		OPP. STRENGTH	TEAM	ADJ.	CONF.	ADJ CONF.
Loss: 208		RECORD	PCT. RANK	GAMES	SCHEDULE		OF SCHEDULE	RPI	RPI	RPI	RPI
DIV. I ONLY		2- 22	343	1- 9	289		330	345	345	26	26
DIV. I NON-CONF.		1- 10	327	0- 0	299		324	347	347	27	27
TOTALS		RPI 1-25	RPI 26-50	W-L RECORDS		RPI 51-100	RPI 101-999	RPI 201+			
2- 22	0- 0		0- 0	OVERALL		0- 2	2- 20	2- 12			
2- 9	0- 0		0- 0	HOME		0- 1	2- 8	2- 6			
0- 12	0- 0		0- 0	AWAY		0- 1	0- 11	0- 6			
0- 1	0- 0		0- 0	NEUTRAL		0- 0	0- 1	0- 0			
1- 10	0- 0		0- 0	NON-CONFERENCE		0- 0	1- 10	1- 4			
1- 4	0- 0		0- 0	HOME		0- 0	1- 4	1- 3			
0- 5	0- 0		0- 0	AWAY		0- 0	0- 5	0- 1			
0- 1	0- 0		0- 0	NEUTRAL		0- 0	0- 1	0- 0			
1- 12	0- 0		0- 0	CONFERENCE		0- 2	1- 10	1- 8			
1- 5	0- 0		0- 0	HOME		0- 1	1- 4	1- 3			
0- 7	0- 0		0- 0	AWAY		0- 1	0- 6	0- 5			
0- 0	0- 0		0- 0	NEUTRAL		0- 0	0- 0	0- 0			

RPI 1-25				RPI 26-50				RPI 51-100				RPI 101+				Team's RPI: 345	
RPI	S	Opponent	Score	RPI	S	Opponent	Score	RPI	S	Opponent	Score	RPI	S	Opponent	Score		
								70	A	Bel mont	37	59	101	A	Wright St.	46	81
								70	H	Bel mont	58	86	126	H	Northern Ill.	64	93
													130	N	Del aware	37	66
													131	A	Clevel and St.	69	77
													143	A	SIUE	52	62
													187	A	Northwestern	40	74
													192	A	Saint Joseph' s	62	80
													201	H	UT Martin	44	72
													202	H	Jacksonville St.	50	59
													204	A	Morehead St.	81	89
													221	H	Southeast Mo. St.	54	77
													239	A	Austin Peay	59	69
													242	H	North Texas	61	63
													249	H	Bradley	52	67
													290	H	Valparaiso	67	76
													298	A	Murray St.	61	72
													309	H	Tennessee Tech	57	60
													316	A	Fort Wayne	77	93
													322	A	Eastern Ky.	51	67
													333	A	Tennessee St.	68	86
													333	H	Tennessee St.	66	59
													348	H	Evansville	79	52
LAST 12 Division I GAMES:																	
				143	A	SIUE	52	62	201	H	UT Martin	44	72				
				309	H	Tennessee Tech	57	60	70	H	Bel mont	58	86				
				202	H	Jacksonville St.	50	59	333	H	Tennessee St.	66	59				
				333	A	Tennessee St.	68	86	322	A	Eastern Ky.	51	67				
				70	A	Bel mont	37	59	204	A	Morehead St.	81	89				
				221	H	Southeast Mo. St.	54	77	239	A	Austin Peay	59	69				

Non-Div I Games:

Eastern Ill.

■ Loss, ■ Non-Conf, S Site, H Home A Away N Neutral

Average RPI Win:	285	WON-LOST	WINNING	LAST 10	STRENGTH OF	OPP. STRENGTH	TEAM	ADJ.	CONF.	ADJ CONF.
Average RPI Loss:	186	RECORD	PCT. RANK	GAMES	SCHEDULE	OF SCHEDULE	RPI	RPI	RPI	RPI
DIV. I ONLY	6- 15	284	3- 7	322	216	322	322	26	26	
DIV. I NON-CONF.	2- 6	280	0- 0	305	66	295	295	27	27	

TOTALS	RPI 1-25	RPI 26-50	W-L RECORDS	RPI 51-100	RPI 101-999	RPI 201+				
6- 15	0- 0	0- 0	OVERALL	0- 2	6- 13	6- 6				
4- 6	0- 0	0- 0	HOME	0- 2	4- 4	4- 1				
2- 9	0- 0	0- 0	AWAY	0- 0	2- 9	2- 5				
0- 0	0- 0	0- 0	NEUTRAL	0- 0	0- 0	0- 0				
2- 6	0- 0	0- 0	NON-CONFERENCE	0- 1	2- 5	2- 1				
1- 2	0- 0	0- 0	HOME	0- 1	1- 1	1- 0				
1- 4	0- 0	0- 0	AWAY	0- 0	1- 4	1- 1				
0- 0	0- 0	0- 0	NEUTRAL	0- 0	0- 0	0- 0				
4- 9	0- 0	0- 0	CONFERENCE	0- 1	4- 8	4- 5				
3- 4	0- 0	0- 0	HOME	0- 1	3- 3	3- 1				
1- 5	0- 0	0- 0	AWAY	0- 0	1- 5	1- 4				
0- 0	0- 0	0- 0	NEUTRAL	0- 0	0- 0	0- 0				

RPI 1-25				RPI 26-50				RPI 51-100				RPI 101+				Team's RPI: 322
RPI	S	Opponent	Score	RPI	S	Opponent	Score	RPI	S	Opponent	Score	RPI	S	Opponent	Score	
								70	H	Belmont	55 77	112	A	George Mason	41 64	
								78	H	Ohio	57 69	135	H	Kent St.	57 65	
												138	A	Cincinnati	53 64	
												143	H	SIUE	60 62	
												195	A	Bowling Green	60 77	
												201	A	UT Martin	49 77	
												201	H	UT Martin	54 72	
												202	A	Jacksonville St.	51 65	
												202	H	Jacksonville St.	48 44	
												221	A	Southeast Mo. St.	55 69	
												222	A	Akron	45 62	
												236	H	UNCG	70 59	
												239	A	Austin Peay	45 59	
												298	A	Murray St.	68 75	
												309	A	Tennessee Tech	76 68	
												309	H	Tennessee Tech	55 53	
												310	A	Western Caro.	62 59	
												333	H	Tennessee St.	58 59	
												345	H	Eastern Ill.	67 51	
LAST 12 Division I GAMES:																
				201	H	UT Martin	54 72	309	H	Tennessee Tech	55 53					
				333	H	Tennessee St.	58 59	221	A	Southeast Mo. St.	55 69					
				70	H	Belmont	55 77	201	A	UT Martin	49 77					
				298	A	Murray St.	68 75	345	H	Eastern Ill.	67 51					
				239	A	Austin Peay	45 59	143	H	SIUE	60 62					
				202	H	Jacksonville St.	48 44	309	A	Tennessee Tech	76 68					

Non-Div I Games: Ohio Christian 69 45

Eastern Ky.

Average RPI Win:	197	WON-LOST	WINNING	LAST 10	STRENGTH OF	OPP. STRENGTH	TEAM	ADJ.	CONF.	ADJ CONF.
Average RPI Loss:	137	RECORD	PCT. RANK	GAMES	SCHEDULE	OF SCHEDULE	RPI	RPI	RPI	RPI
DIV. I ONLY	8- 13	239	5- 5	158	163	198	198	7	7	
DIV. I NON-CONF.	3- 7	254	1- 0	335	330	317	317	8	8	

TOTALS	RPI 1-25	RPI 26-50	W-L RECORDS	RPI 51-100	RPI 101-999	RPI 201+				
8- 13	0- 1	0- 3	OVERALL	2- 1	6- 8	3- 3				
4- 3	0- 0	0- 1	HOME	1- 1	3- 1	2- 0				
4- 9	0- 1	0- 2	AWAY	1- 0	3- 6	1- 3				
0- 1	0- 0	0- 0	NEUTRAL	0- 0	0- 1	0- 0				
3- 7	0- 0	0- 1	NON-CONFERENCE	0- 0	3- 6	3- 3				
2- 0	0- 0	0- 0	HOME	0- 0	2- 0	2- 0				
1- 6	0- 0	0- 1	AWAY	0- 0	1- 5	1- 3				
0- 1	0- 0	0- 0	NEUTRAL	0- 0	0- 1	0- 0				
5- 6	0- 1	0- 2	CONFERENCE	2- 1	3- 2	0- 0				
2- 3	0- 0	0- 1	HOME	1- 1	1- 1	0- 0				
3- 3	0- 1	0- 1	AWAY	1- 0	2- 1	0- 0				
0- 0	0- 0	0- 0	NEUTRAL	0- 0	0- 0	0- 0				

RPI 1-25				RPI 26-50				RPI 51-100				RPI 101+				Team's RPI: 198
RPI	S	Opponent	Score	RPI	S	Opponent	Score	RPI	S	Opponent	Score	RPI	S	Opponent	Score	
21	A	Buffalo	92 97	27	H	Central Mich.	72 95	63	H	Toledo	70 57	107	H	Western Mich.	69 67	
				43	A	Ball St.	85 91	89	A	Miami (OH)	74 59	126	A	Northern Ill.	83 76	
				47	A	Minnesota	56 80	89	H	Miami (OH)	69 73	131	A	Cleveland St.	65 77	
												135	A	Kent St.	69 76	
												135	H	Kent St.	60 67	
												137	A	Loyola Marymount	64 73	
												190	N	Denver	54 60	
												195	A	Bowling Green	54 52	
												243	A	St. Bonaventure	51 70	
												265	A	Illinois St.	56 65	
												307	A	Detroit Mercy	78 76	
												313	A	Ill. -Chicago	70 73	
												343	H	Florida A&M	83 61	
												349	H	Longwood	73 44	

LAST 12 Division I GAMES:																
43	A	Ball St.	85 91	89	A	Miami (OH)	74 59	135	A	Kent St.	69 76					
27	H	Central Mich.	72 95	63	H	Toledo	70 57	195	A	Bowling Green	54 52					
21	A	Buffalo	92 97	135	H	Kent St.	60 67									
89	H	Miami (OH)	69 73													
126	A	Northern Ill.	83 76													
107	H	Western Mich.	69 67													

Non-Div I Games: Rochester College 62 29

Eastern Mich.

Average RPI	Win:	239	WON-LOST	WINNING	LAST 10	STRENGTH OF	OPP. STRENGTH	TEAM	ADJ.	CONF.	ADJ CONF.
Average RPI	Loss:	88	RECORD	PCT. RANK	GAMES	SCHEDULE	OF SCHEDULE	RPI	RPI	RPI	RPI
DIV. I ONLY	11- 11	171	7- 3	197	92	186	186	19	19		
DIV. I NON-CONF.	4- 7	226	1- 0	80	126	170	170	14	14		

TOTALS	RPI 1-25	RPI 26-50	W-L RECORDS	RPI 51-100	RPI 101-999	RPI 201+					
11- 11	0- 1	0- 4	OVERALL	0- 1	11- 5	6- 0					
8- 3	0- 0	0- 1	HOME	0- 0	8- 2	4- 0					
2- 7	0- 1	0- 3	AWAY	0- 0	2- 3	2- 0					
1- 1	0- 0	0- 0	NEUTRAL	0- 1	1- 0	0- 0					
4- 7	0- 1	0- 2	NON-CONFERENCE	0- 1	4- 3	2- 0					
2- 2	0- 0	0- 0	HOME	0- 0	2- 2	1- 0					
1- 4	0- 1	0- 2	AWAY	0- 0	1- 1	1- 0					
1- 1	0- 0	0- 0	NEUTRAL	0- 1	1- 0	0- 0					
7- 4	0- 0	0- 2	CONFERENCE	0- 0	7- 2	4- 0					
6- 1	0- 0	0- 1	HOME	0- 0	6- 0	3- 0					
1- 3	0- 0	0- 1	AWAY	0- 0	1- 2	1- 0					
0- 0	0- 0	0- 0	NEUTRAL	0- 0	0- 0	0- 0					

RPI 1-25				RPI 26-50				RPI 51-100				RPI 101+ Team's RPI: 186			
RPI	S	Opponent	Score	RPI	S	Opponent	Score	RPI	S	Opponent	Score	RPI	S	Opponent	Score
9	A	Oregon	40 81	33	A	Northern Colo.	62 68	84	N	Saint Mary's (CA)	56 76	119	H	BYU	69 73
				33	H	Northern Colo.	65 70					142	A	Fresno St.	56 81
				39	A	Gonzaga	45 69					144	A	North Dakota	79 81
				40	A	Purdue	40 65					144	H	North Dakota	74 70
												149	A	Portland St.	60 75
												149	H	Portland St.	64 57
												151	H	Cal Poly	75 72
												154	H	Idaho	71 64
												174	H	Boise St.	57 61
												201	N	UT Martin	61 58
												277	A	Sacramento St.	83 72
												277	H	Sacramento St.	83 76
												311	H	Southern Utah	58 41
												312	A	Air Force	65 63
												328	H	Northern Ari z.	82 62
												329	H	Utah Valley	61 41

LAST 12 Division I GAMES:															
149	H	Portland St.	64 57	154	H	Idaho	71 64	277	A	Sacramento St.	83 72	149	A	Portland St.	60 75
277	H	Sacramento St.	83 76	277	A	Sacramento St.	83 72	144	H	North Dakota	74 70	33	A	Northern Colo.	62 68
33	A	Northern Colo.	62 68	149	A	Portland St.	60 75	33	H	Northern Colo.	65 70	311	H	Southern Utah	58 41
144	A	North Dakota	79 81	144	H	North Dakota	74 70	201	N	UT Martin	61 58	328	H	Northern Ari z.	82 62

Non-Div I Games: Multnomah 88 42

Eastern Wash.

Loss,
Non-Conf,
S Site,
H Home
A Away
N Neutral

Average RPI Win:	298	WON-LOST	WINNING	LAST 10	STRENGTH OF	OPP. STRENGTH	TEAM	ADJ.	CONF.	ADJ CONF.
Average RPI Loss:	217	RECORD	PCT. RANK	GAMES	SCHEDULE	OF SCHEDULE	RPI	RPI	RPI	RPI

DIV. I ONLY	1- 18	344	0- 10	316	303	348	348	24	24
DIV. I NON-CONF.	1- 8	313	0- 2	306	341	346	346	22	22

TOTALS	RPI 1-25	RPI 26-50	W-L RECORDS	RPI 51-100	RPI 101-999	RPI 201+			
1- 18	0- 0	0- 0	OVERALL	0- 2	1- 16	1- 12			
1- 6	0- 0	0- 0	HOME	0- 0	1- 6	1- 4			
0- 12	0- 0	0- 0	AWAY	0- 0	0- 3	0- 2			
0- 0	0- 0	0- 0	NEUTRAL	0- 0	0- 0	0- 0			
1- 8	0- 0	0- 0	NON-CONFERENCE	0- 1	1- 7	1- 6			
1- 1	0- 0	0- 0	HOME	0- 0	1- 1	1- 1			
0- 7	0- 0	0- 0	AWAY	0- 1	0- 6	0- 5			
0- 0	0- 0	0- 0	NEUTRAL	0- 0	0- 0	0- 0			
0- 10	0- 0	0- 0	CONFERENCE	0- 1	0- 9	0- 6			
0- 5	0- 0	0- 0	HOME	0- 0	0- 5	0- 3			
0- 5	0- 0	0- 0	AWAY	0- 1	0- 4	0- 3			
0- 0	0- 0	0- 0	NEUTRAL	0- 0	0- 0	0- 0			

RPI 1-25	RPI 26-50	RPI 51-100	RPI 101+	Team's RPI: 348
RPI S Opponent Score	RPI S Opponent Score	RPI S Opponent Score	RPI S Opponent Score	
		52 A Western Ky. 54 92	106 A Kentucky 62 100	
		85 A Drake 66 107	120 H Missouri St. 65 95	
			145 H Southern Ill. 62 74	
			156 A UNI 41 65	
			204 H Morehead St. 75 82	
			221 A Southeast Mo. St. 65 74	
			239 A Austin Peay 73 82	
			249 H Bradley 59 117	
			257 A Indiana St. 48 56	
			257 H Indiana St. 57 66	
			265 H Illinois St. 43 67	
			290 A Valparaiso 59 101	
			295 A Loyola Chicago 63 82	
			298 H Murray St. 89 81	
			308 A Alabama A&M 56 70	
			313 A Ill. -Chicago 77 96	
			345 A Eastern Ill. 52 79	
LAST 12 Division I GAMES:				
257 H Indiana St. 57 66	156 A UNI 41 65			
295 A Loyola Chicago 63 82	257 A Indiana St. 48 56			
290 A Valparaiso 59 101	120 H Missouri St. 65 95			
249 H Bradley 59 117	145 H Southern Ill. 62 74			
265 H Illinois St. 43 67	221 A Southeast Mo. St. 65 74			
85 A Drake 66 107	313 A Ill. -Chicago 77 96			

Non-Div I Games: Oakland City 96 59 Westminster (MO) 79 53

FGCU		Average RPI Win: 181	WON-LOST RECORD	WINNING PCT. RANK	LAST 10 GAMES	STRENGTH OF SCHEDULE	OPP. STRENGTH OF SCHEDULE	TEAM RPI	ADJ. RPI	CONF. RPI	ADJ CONF. RPI
Average RPI Loss: 98											
DIV. I ONLY		19- 4	18	8- 1	118	144	38	38	22	22	
DIV. I NON-CONF.		11- 3	46	2- 0	42	62	21	21	21	21	

TOTALS		RPI 1-25	RPI 26-50	W-L RECORDS		RPI 51-100	RPI 101-999	RPI 201+			
19- 4		1- 1	1- 0	OVERALL		3- 2	14- 1	9- 1			
10- 0		0- 0	1- 0	HOME		2- 0	7- 0	4- 0			
7- 2		0- 0	0- 0	AWAY		1- 0	6- 0	5- 0			
2- 2		1- 1	0- 0	NEUTRAL		0- 1	1- 0	0- 0			
11- 3		1- 1	1- 0	NON-CONFERENCE		1- 2	8- 0	4- 0			
5- 0		0- 0	1- 0	HOME		1- 0	3- 0	1- 0			
4- 1		0- 0	0- 0	AWAY		0- 1	4- 0	3- 0			
2- 2		1- 1	0- 0	NEUTRAL		0- 1	1- 0	0- 0			
8- 1		0- 0	0- 0	CONFERENCE		2- 0	6- 1	5- 1			
5- 0		0- 0	0- 0	HOME		1- 0	4- 0	3- 0			
3- 1		0- 0	0- 0	AWAY		1- 0	2- 1	2- 1			
0- 0		0- 0	0- 0	NEUTRAL		0- 0	0- 0	0- 0			

RPI 1-25				RPI 26-50				RPI 51-100				RPI 101+			
RPI	S	Opponent	Score	RPI	S	Opponent	Score	RPI	S	Opponent	Score	RPI	S	Opponent	Score
5	N	Ohio St.	62 104	41	H	South Dakota St.	87 78	69	H	Harvard	65 56	106	H	Kentucky	70 64
24	N	DePaul	89 84					70	N	Belmont	65 75	135	N	Kent St.	80 62
								90	A	Chattanooga	61 68	143	H	SIUE	66 49
								98	A	Jacksonville	65 63	169	H	Stetson	80 40
								98	H	Jacksonville	63 58	197	A	Siena	63 50
												206	H	Illinois	85 61
												216	A	Abilene Christian	94 55
												222	A	Akron	82 63
												228	A	North Florida	73 75
												228	H	North Florida	67 52
												264	A	Lipscomb	68 54
												285	A	Kennesaw St.	78 57
												294	H	USC Upstate	93 60
												299	A	FIU	88 52
												346	H	NJIT	90 66

LAST 12 Division I GAMES:															
228	H	North Florida	67 52	294	H	USC Upstate	93 60								
98	A	Jacksonville	65 63	346	H	NJIT	90 66								
228	A	North Florida	73 75	169	H	Stetson	80 40								
98	H	Jacksonville	63 58	41	H	South Dakota St.	87 78								
264	A	Lipscomb	68 54	143	H	SIUE	66 49								
285	A	Kennesaw St.	78 57	69	H	Harvard	65 56								

Non-Div I Games: Southeastern (FL) 76 66 Ave Maria 99 35 Fla. Memorial 82 43

FGCU

Loss, Non-Conf, S Site, H Home A Away N Neutral

Average RPI Win:	250	WON-LOST	WINNING	LAST 10	STRENGTH OF	OPP. STRENGTH	TEAM	ADJ.	CONF.	ADJ CONF.
Average RPI Loss:	170	RECORD	PCT. RANK	GAMES	SCHEDULE	OF SCHEDULE	RPI	RPI	RPI	RPI
DIV. I ONLY	6- 17	290	3- 7	177	262	299	299	18	18	
DIV. I NON-CONF.	3- 10	285	1- 1	226	260	311	311	19	19	

TOTALS	RPI 1-25	RPI 26-50	W-L RECORDS	RPI 51-100	RPI 101-999	RPI 201+				
6- 17	0- 0	0- 3	OVERALL	0- 2	6- 12	4- 7				
6- 9	0- 0	0- 2	HOME	0- 1	6- 6	4- 3				
0- 8	0- 0	0- 1	AWAY	0- 1	0- 6	0- 4				
0- 0	0- 0	0- 0	NEUTRAL	0- 0	0- 0	0- 0				
3- 10	0- 0	0- 3	NON-CONFERENCE	0- 0	3- 7	3- 4				
3- 6	0- 0	0- 2	HOME	0- 0	3- 4	3- 2				
0- 4	0- 0	0- 1	AWAY	0- 0	0- 3	0- 2				
0- 0	0- 0	0- 0	NEUTRAL	0- 0	0- 0	0- 0				
3- 7	0- 0	0- 0	CONFERENCE	0- 2	3- 5	1- 3				
3- 3	0- 0	0- 0	HOME	0- 1	3- 2	1- 1				
0- 4	0- 0	0- 0	AWAY	0- 1	0- 3	0- 2				
0- 0	0- 0	0- 0	NEUTRAL	0- 0	0- 0	0- 0				

RPI	S	Opponent	Score	RPI	S	Opponent	Score	RPI	S	Opponent	Score	RPI	S	Opponent	Score	Team's RPI: 299
28	H	South Fla.	52 82	52	A	Western Ky.	47 101	108	H	Rice	68 58	124	H	UTEP	76 77	
38	H	FGCU	52 88	71	H	UAB	61 71	125	A	Georgetown	56 77	128	H	Bethune-Cookman	59 77	
42	A	Miami (FL)	69 77					140	H	Clemson	65 67	173	H	Louisiana Tech	57 54	
LAST 12 Division I GAMES:																
242	H	North Texas	46 92	108	H	Rice	68 58	180	A	Charlotte	57 80	302	A	Old Dominion	60 68	
180	A	Charlotte	57 80	52	A	Western Ky.	47 101	335	H	Marshall	67 54	308	H	Alabama A&M	51 58	
302	A	Old Dominion	60 68	124	H	UTEP	76 77	312	H	Air Force	70 69	335	A	Marshall	75 78	
335	A	Marshall	75 78	271	H	Vermont	80 70	335	H	Marshall	67 54					
71	H	UAB	61 71	140	H	Clemson	65 67									
173	H	Louisiana Tech	57 54													

Non-Div I Games:

FIU

Average RPI Win:	286	WON-LOST	WINNING	LAST 10	STRENGTH OF	OPP. STRENGTH	TEAM	ADJ.	CONF.	ADJ CONF.
Average RPI Loss:	156	RECORD	PCT. RANK	GAMES	SCHEDULE	OF SCHEDULE	RPI	RPI	RPI	RPI
DIV. I ONLY	10- 13	213	5- 5	299	259	253	253	28	28	
DIV. I NON-CONF.	3- 8	268	0- 0	286	215	291	291	26	26	

TOTALS	RPI 1-25	RPI 26-50	W-L RECORDS	RPI 51-100	RPI 101-999	RPI 201+				
10- 13	0- 1	0- 0	OVERALL	0- 3	10- 9	9- 3				
6- 4	0- 1	0- 0	HOME	0- 1	6- 2	6- 2				
4- 8	0- 0	0- 0	AWAY	0- 2	4- 6	3- 1				
0- 1	0- 0	0- 0	NEUTRAL	0- 0	0- 1	0- 0				
3- 8	0- 1	0- 0	NON-CONFERENCE	0- 1	3- 6	2- 2				
2- 2	0- 1	0- 0	HOME	0- 0	2- 1	2- 1				
1- 5	0- 0	0- 0	AWAY	0- 1	1- 4	0- 1				
0- 1	0- 0	0- 0	NEUTRAL	0- 0	0- 1	0- 0				
7- 5	0- 0	0- 0	CONFERENCE	0- 2	7- 3	7- 1				
4- 2	0- 0	0- 0	HOME	0- 1	4- 1	4- 1				
3- 3	0- 0	0- 0	AWAY	0- 1	3- 2	3- 0				
0- 0	0- 0	0- 0	NEUTRAL	0- 0	0- 0	0- 0				

RPI 1-25				RPI 26-50				RPI 51-100				RPI 101+ Team's RPI: 253			
RPI	S	Opponent	Score	RPI	S	Opponent	Score	RPI	S	Opponent	Score	RPI	S	Opponent	Score
25	H	Villanova	44 73					60	A	Quinnipiac	45 77	134	A	Northeastern	43 63
								60	H	Quinnipiac	39 58	139	A	William & Mary	47 57
								95	A	Seton Hall	61 80	161	A	Lehigh	53 56
												166	A	Marist	63 71
												178	N	New Hampshire	61 71
												196	A	Boston College	66 58
												197	A	Siena	40 51
												209	H	Richmond	67 72
												238	H	Niagara	59 53
												252	H	Manhattan	55 52
												267	A	Rider	68 57
												267	H	Rider	45 61
												284	H	Mt. St. Mary's	76 65
												296	A	Canisius	56 52
												300	H	Monmouth	61 55
												331	A	Rhode Island	47 62
												338	A	Iona	78 68
												344	H	Saint Peter's	62 41
												347	H	UMass Lowell	78 67
LAST 12 Division I GAMES:															
338	A	Iona	78 68	344	H	Saint Peter's	62 41								
252	H	Manhattan	55 52	166	A	Marist	63 71								
60	H	Quinnipiac	39 58	267	H	Rider	45 61								
267	A	Rider	68 57	300	H	Monmouth	61 55								
197	A	Siena	40 51	238	H	Niagara	59 53								
60	A	Quinnipiac	45 77	296	A	Canisius	56 52								

Non-Div I Games:

Fairfield

Average RPI Win: 298	WON-LOST RECORD	WINNING PCT. RANK	LAST 10 GAMES	STRENGTH OF SCHEDULE	OPP. STRENGTH OF SCHEDULE	TEAM RPI	ADJ. RPI	CONF. RPI	ADJ CONF. RPI
Average RPI Loss: 201									
DIV. I ONLY	13- 8	110	6- 4	348	317	266	266	29	29
DIV. I NON-CONF.	7- 3	74	1- 0	347	326	258	258	29	29

TOTALS	RPI 1-25	RPI 26-50	W-L RECORDS	RPI 51-100	RPI 101-999	RPI 201+			
13- 8	0- 1	0- 0	OVERALL	0- 0	13- 7	12- 5			
7- 4	0- 0	0- 0	HOME	0- 0	7- 4	6- 2			
6- 4	0- 1	0- 0	AWAY	0- 0	6- 3	6- 3			
0- 0	0- 0	0- 0	NEUTRAL	0- 0	0- 0	0- 0			
7- 3	0- 1	0- 0	NON-CONFERENCE	0- 0	7- 2	6- 2			
5- 1	0- 0	0- 0	HOME	0- 0	5- 1	4- 1			
2- 2	0- 1	0- 0	AWAY	0- 0	2- 1	2- 1			
0- 0	0- 0	0- 0	NEUTRAL	0- 0	0- 0	0- 0			
6- 5	0- 0	0- 0	CONFERENCE	0- 0	6- 5	6- 3			
2- 3	0- 0	0- 0	HOME	0- 0	2- 3	2- 1			
4- 2	0- 0	0- 0	AWAY	0- 0	4- 2	4- 2			
0- 0	0- 0	0- 0	NEUTRAL	0- 0	0- 0	0- 0			

RPI 1-25				RPI 26-50				RPI 51-100				RPI 101+ Team's RPI: 266			
RPI	S	Opponent	Score	RPI	S	Opponent	Score	RPI	S	Opponent	Score	RPI	S	Opponent	Score
18	A	Rutgers	35 101									132	H	Saint Francis (PA)	56 80
												153	H	Robert Morris	68 77
												176	H	Army West Point	58 56
												211	H	Stony Brook	51 56
												234	A	Howard	65 68
												274	A	St. Francis Brooklyn	70 62
												279	A	LIU Brooklyn	61 49
												280	H	Colgate	61 51
												282	A	Bryant	77 69
												282	H	Bryant	48 65
												284	A	Mt. St. Mary's	52 55
												286	H	Sacred Heart	69 59
												293	A	Central Conn. St.	56 76
												293	H	Central Conn. St.	78 49
												300	H	Monmouth	78 61
												323	A	Wagner	74 64
												344	H	Saint Peter's	69 59
												346	A	NJIT	74 70
												347	H	UMass Lowell	60 51
												349	A	Longwood	72 52
LAST 12 Division I GAMES:															
293	A	Central Conn. St.	56 76	282	H	Bryant	48 65								
282	A	Bryant	77 69	284	A	Mt. St. Mary's	52 55								
279	A	LIU Brooklyn	61 49	323	A	Wagner	74 64								
274	A	St. Francis Brooklyn	70 62	132	H	Saint Francis (PA)	56 80								
286	H	Sacred Heart	69 59	153	H	Robert Morris	68 77								
293	H	Central Conn. St.	78 49	344	H	Saint Peter's	69 59								

Non-Div I Games: Rutgers-Newark 76 40

Fairleigh Dickinson

Average RPI Win:	259	WON-LOST	WINNING	LAST 10	STRENGTH OF	OPP. STRENGTH	TEAM	ADJ.	CONF.	ADJ CONF.
Average RPI Loss:	119	RECORD	PCT. RANK	GAMES	SCHEDULE	OF SCHEDULE	RPI	RPI	RPI	RPI
DIV. I ONLY	10- 10	171	5- 5	157	248	193	193	18	18	
DIV. I NON-CONF.	6- 5	153	2- 1	298	266	235	235	19	19	

TOTALS	RPI 1-25	RPI 26-50	W-L RECORDS	RPI 51-100	RPI 101-999	RPI 201+				
10- 10	0- 0	0- 0	OVERALL	0- 4	10- 6	8- 1				
7- 4	0- 0	0- 0	HOME	0- 1	7- 3	5- 1				
3- 5	0- 0	0- 0	AWAY	0- 3	3- 2	3- 0				
0- 1	0- 0	0- 0	NEUTRAL	0- 0	0- 1	0- 0				
6- 5	0- 0	0- 0	NON-CONFERENCE	0- 2	6- 3	6- 1				
4- 2	0- 0	0- 0	HOME	0- 1	4- 1	4- 1				
2- 2	0- 0	0- 0	AWAY	0- 1	2- 1	2- 0				
0- 1	0- 0	0- 0	NEUTRAL	0- 0	0- 1	0- 0				
4- 5	0- 0	0- 0	CONFERENCE	0- 2	4- 3	2- 0				
3- 2	0- 0	0- 0	HOME	0- 0	3- 2	1- 0				
1- 3	0- 0	0- 0	AWAY	0- 2	1- 1	1- 0				
0- 0	0- 0	0- 0	NEUTRAL	0- 0	0- 0	0- 0				

RPI 1-25				RPI 26-50				RPI 51-100				RPI 101+				Team's RPI: 193
RPI	S	Opponent	Score	RPI	S	Opponent	Score	RPI	S	Opponent	Score	RPI	S	Opponent	Score	
								52	A	Western Ky.	63 82	108	H	Rice	53 67	
								57	H	Mercer	55 66	117	H	Middle Tenn.	65 69	
								58	A	Nebraska	69 86	124	A	UTEP	70 75	
								71	A	UAB	57 90	124	H	UTEP	72 66	
												136	A	Colorado	69 76	
												173	H	Louisiana Tech	86 72	
												195	N	Bowling Green	55 66	
												228	H	North Florida	83 75	
												257	A	Indiana St.	66 58	
												260	H	UMKC	65 55	
												272	H	Grand Canyon	73 77	
												274	H	St. Francis Brooklyn	80 60	
												291	A	UTSA	99 65	
												319	A	Georgia St.	82 50	
												330	H	Delaware St.	90 67	
												335	H	Marshall	79 59	

LAST 12 Division I GAMES:																
				117	H	Middle Tenn.	65 69	108	H	Rice	53 67					
				52	A	Western Ky.	63 82	124	H	UTEP	72 66					
				71	A	UAB	57 90	335	H	Marshall	79 59					
				291	A	UTSA	99 65	260	H	UMKC	65 55					
				173	H	Louisiana Tech	86 72	330	H	Delaware St.	90 67					
				124	A	UTEP	70 75	58	A	Nebraska	69 86					

Non-Div I Games:

Fla. Atlantic

Average RPI Win:	207	WON-LOST	WINNING	LAST 10	STRENGTH OF	OPP. STRENGTH	TEAM	ADJ.	CONF.	ADJ CONF.
Average RPI Loss:	70	RECORD	PCT. RANK	GAMES	SCHEDULE	OF SCHEDULE	RPI	RPI	RPI	RPI
DIV. I ONLY	10- 14	220	2- 8	68	51	170	170	2	2	
DIV. I NON-CONF.	8- 5	111	1- 0	244	125	203	203	2	2	

TOTALS	RPI 1-25	RPI 26-50	W-L RECORDS	RPI 51-100	RPI 101-999	RPI 201+				
10- 14	0- 6	1- 1	OVERALL	2- 2	7- 5	5- 1				
6- 9	0- 4	0- 1	HOME	1- 1	5- 3	3- 1				
2- 4	0- 2	1- 0	AWAY	1- 1	0- 1	0- 0				
2- 1	0- 0	0- 0	NEUTRAL	0- 0	2- 1	2- 0				
8- 5	0- 2	1- 0	NON-CONFERENCE	1- 1	6- 2	5- 1				
5- 4	0- 2	0- 0	HOME	1- 1	4- 1	3- 1				
1- 0	0- 0	1- 0	AWAY	0- 0	0- 0	0- 0				
2- 1	0- 0	0- 0	NEUTRAL	0- 0	2- 1	2- 0				
2- 9	0- 4	0- 1	CONFERENCE	1- 1	1- 3	0- 0				
1- 5	0- 2	0- 1	HOME	0- 0	1- 2	0- 0				
1- 4	0- 2	0- 0	AWAY	1- 1	0- 1	0- 0				
0- 0	0- 0	0- 0	NEUTRAL	0- 0	0- 0	0- 0				

RPI	S	Opponent	Score	RPI	S	Opponent	Score	RPI	S	Opponent	Score	RPI	S	Opponent	Score	Team's RPI: 170
3	A	Mississippi St.	53 90	26	H	LSU	59 66	90	H	Chattanooga	60 65	105	H	Alabama	54 63	
3	H	Mississippi St.	50 98	29	A	Oklahoma	80 61	92	A	Arkansas	65 51	106	H	Kentucky	53 56	
5	H	Ohio St.	77 103					93	A	Auburn	55 84	122	A	Ole Miss	75 78	
6	H	Florida St.	54 84					98	H	Jacksonville	69 59	122	H	Ole Miss	61 60	
19	A	Missouri	64 66									169	N	Stetson	71 85	
23	H	Georgia	57 66									192	H	Saint Joseph's	71 51	
												209	N	Richmond	87 80	
												215	H	Arkansas St.	69 70	
												319	H	Georgia St.	82 66	
												330	H	Delaware St.	85 51	
												335	H	Marshall	74 69	
												340	N	Savannah St.	90 40	

LAST 12 Division I GAMES:																
3	H	Mississippi St.	50 98	26	H	LSU	59 66	106	H	Kentucky	53 56	122	A	Ole Miss	75 78	
19	A	Missouri	64 66	90	H	Chattanooga	60 65	105	H	Alabama	54 63	93	A	Auburn	55 84	
23	H	Georgia	57 66	92	A	Arkansas	65 51	330	H	Delaware St.	85 51					

Non-Div I Games:

Florida

Average RPI Win:	291	WON-LOST	WINNING	LAST 10	STRENGTH OF	OPP. STRENGTH	TEAM	ADJ.	CONF.	ADJ CONF.
Average RPI Loss:	223	RECORD	PCT. RANK	GAMES	SCHEDULE	OF SCHEDULE	RPI	RPI	RPI	RPI
DIV. I ONLY	3- 19	327	2- 8	338	275	343	343	31	31	
DIV. I NON-CONF.	1- 11	331	0- 2	327	208	342	342	30	30	

TOTALS	RPI 1-25	RPI 26-50	W-L RECORDS	RPI 51-100	RPI 101-999	RPI 201+				
3- 19	0- 0	0- 0	OVERALL	0- 2	3- 17	3- 13				
2- 3	0- 0	0- 0	HOME	0- 0	2- 3	2- 3				
1- 15	0- 0	0- 0	AWAY	0- 2	1- 13	1- 9				
0- 1	0- 0	0- 0	NEUTRAL	0- 0	0- 1	0- 1				
1- 11	0- 0	0- 0	NON-CONFERENCE	0- 2	1- 9	1- 7				
0- 2	0- 0	0- 0	HOME	0- 0	0- 2	0- 2				
1- 8	0- 0	0- 0	AWAY	0- 2	1- 6	1- 4				
0- 1	0- 0	0- 0	NEUTRAL	0- 0	0- 1	0- 1				
2- 8	0- 0	0- 0	CONFERENCE	0- 0	2- 8	2- 6				
2- 1	0- 0	0- 0	HOME	0- 0	2- 1	2- 1				
0- 7	0- 0	0- 0	AWAY	0- 0	0- 7	0- 5				
0- 0	0- 0	0- 0	NEUTRAL	0- 0	0- 0	0- 0				

RPI 1-25				RPI 26-50				RPI 51-100				RPI 101+ Team's RPI : 343					
RPI	S	Opponent	Score	RPI	S	Opponent	Score	RPI	S	Opponent	Score	RPI	S	Opponent	Score		
								88	A	Kansas St.	57	81	105	A	Al abama	55	91
								89	A	Mi ami (OH)	33	73	128	A	Bethune-Cookman	42	44
												191	A	Hampton	65	66	
												198	A	Eastern Mich.	61	83	
												207	A	Xavi er	52	70	
												218	A	Norfol k St.	49	70	
												226	A	Texas Tech	63	82	
												228	H	North Florida	68	77	
												231	A	Omaha	73	78	
												234	A	Howard	65	76	
												234	H	Howard	74	59	
												258	N	A&M-Corpus Christi	55	58	
												275	A	Morgan St.	56	61	
												286	H	Sacred Heart	68	73	
												301	A	Coppin St.	56	62	
												304	A	UMES	70	87	
												310	A	Western Caro.	80	63	
												324	A	UTRGV	38	51	
												330	H	Del aware St.	59	54	
												340	H	Savannah St.	47	65	
LAST 12 Division I GAMES:																	
304	A	UMES	70	87	128	A	Bethune-Cookman	42	44								
234	A	Howard	65	76	301	A	Coppin St.	56	62								
340	H	Savannah St.	47	65	275	A	Morgan St.	56	61								
218	A	Norfol k St.	49	70	234	H	Howard	74	59								
191	A	Hampton	65	66	105	A	Al abama	55	91								
330	H	Del aware St.	59	54	207	A	Xavi er	52	70								

Non-Div I Games: Lynn 74 37

Florida A&M

Average RPI Win:	118	WON-LOST	WINNING	LAST 10	STRENGTH OF	OPP. STRENGTH	TEAM	ADJ.	CONF.	ADJ CONF.
Average RPI Loss:	18	RECORD	PCT. RANK	GAMES	SCHEDULE	OF SCHEDULE	RPI	RPI	RPI	RPI
DIV. I ONLY	20- 4	14	7- 3	11	23	6	6	1	1	
DIV. I NON-CONF.	12- 1	6	1- 0	50	67	8	8	1	1	

TOTALS	RPI 1-25	RPI 26-50	W-L RECORDS	RPI 51-100	RPI 101-999	RPI 201+				
20- 4	2- 3	4- 1	OVERALL	4- 0	10- 0	4- 0				
10- 1	0- 1	3- 0	HOME	3- 0	4- 0	2- 0				
10- 3	2- 2	1- 1	AWAY	1- 0	6- 0	2- 0				
0- 0	0- 0	0- 0	NEUTRAL	0- 0	0- 0	0- 0				
12- 1	1- 1	2- 0	NON-CONFERENCE	2- 0	7- 0	4- 0				
6- 0	0- 0	1- 0	HOME	1- 0	4- 0	2- 0				
6- 1	1- 1	1- 0	AWAY	1- 0	3- 0	2- 0				
0- 0	0- 0	0- 0	NEUTRAL	0- 0	0- 0	0- 0				
8- 3	1- 2	2- 1	CONFERENCE	2- 0	3- 0	0- 0				
4- 1	0- 1	2- 0	HOME	2- 0	0- 0	0- 0				
4- 2	1- 1	0- 1	AWAY	0- 0	3- 0	0- 0				
0- 0	0- 0	0- 0	NEUTRAL	0- 0	0- 0	0- 0				

RPI 1-25	Team's RPI: 6	RPI 26-50	RPI 51-100	RPI 101+
RPI S Opponent Score	RPI S Opponent Score	RPI S Opponent Score	RPI S Opponent Score	RPI S Opponent Score
2 H Notre Dame 69 100	30 H Virginia 77 62	54 H Virginia Tech 107 62	104 A Wake Forest 81 79	
4 A Louisville 50 49	31 H Arizona St. 77 66	77 A James Madison 79 63	140 A Clemson 69 47	
11 A Texas 72 87	36 A Syracuse 69 76	98 H Jacksonville 82 50	148 A Pittsburgh 66 59	
20 A Iowa 94 93	37 A Creighton 92 82	100 H North Carolina 103 65	167 H Samford 87 62	
22 A NC State 56 65	42 H Miami (FL) 105 67		169 H Stetson 84 39	
			170 A Florida 84 54	
			202 A Jacksonville St. 75 51	
			228 H North Florida 109 51	
			244 A Grambling 96 53	
			286 H Sacred Heart 101 52	
LAST 12 Division I GAMES:				
30 H Virginia 77 62	54 H Virginia Tech 107 62			
148 A Pittsburgh 66 59	42 H Miami (FL) 105 67			
22 A NC State 56 65	36 A Syracuse 69 76			
2 H Notre Dame 69 100	140 A Clemson 69 47			
4 A Louisville 50 49	100 H North Carolina 103 65			
104 A Wake Forest 81 79	98 H Jacksonville 82 50			

Non-Div I Games:

Florida St.

Average RPI Win:	185	WON-LOST	WINNING	LAST 10	STRENGTH OF	OPP. STRENGTH	TEAM	ADJ.	CONF.	ADJ CONF.
Average RPI Loss:	84	RECORD	PCT. RANK	GAMES	SCHEDULE	OF SCHEDULE	RPI	RPI	RPI	RPI
DIV. I ONLY	18- 6	48	8- 2	161	97	74	74	12	12	
DIV. I NON-CONF.	9- 4	82	1- 0	126	51	70	70	10	10	

TOTALS	RPI 1-25	RPI 26-50	W-L RECORDS	RPI 51-100	RPI 101-999	RPI 201+				
18- 6	0- 1	1- 1	OVERALL	3- 2	14- 2	8- 0				
12- 2	0- 1	1- 1	HOME	2- 0	9- 0	4- 0				
6- 4	0- 0	0- 0	AWAY	1- 2	5- 2	4- 0				
0- 0	0- 0	0- 0	NEUTRAL	0- 0	0- 0	0- 0				
9- 4	0- 1	1- 0	NON-CONFERENCE	2- 2	6- 1	3- 0				
7- 1	0- 1	1- 0	HOME	1- 0	5- 0	2- 0				
2- 3	0- 0	0- 0	AWAY	1- 2	1- 1	1- 0				
0- 0	0- 0	0- 0	NEUTRAL	0- 0	0- 0	0- 0				
9- 2	0- 0	0- 1	CONFERENCE	1- 0	8- 1	5- 0				
5- 1	0- 0	0- 1	HOME	1- 0	4- 0	2- 0				
4- 1	0- 0	0- 0	AWAY	0- 0	4- 1	3- 0				
0- 0	0- 0	0- 0	NEUTRAL	0- 0	0- 0	0- 0				

RPI 1-25				RPI 26-50				RPI 51-100				RPI 101+			
RPI	S	Opponent	Score	RPI	S	Opponent	Score	RPI	S	Opponent	Score	RPI	S	Opponent	Score
7	H	UCLA	30 67	33	H	Northern Colo.	48 33	59	A	St. John's (NY)	67 64	102	A	Saint Louis	85 91
				45	H	Dayton	62 63	64	H	UC Davis	70 62	102	H	Saint Louis	66 63
								76	A	Penn St.	60 65	112	A	George Mason	67 62
								80	A	Albany (NY)	52 59	133	H	Bucknell	71 62
								94	H	George Washington	61 50	148	H	Pittsburgh	58 55
												157	H	Davidson	66 58
												158	H	Hartford	69 44
												196	A	Boston College	52 55
												209	A	Richmond	43 38
												243	H	St. Bonaventure	72 48
												252	A	Manhattan	54 48
												287	A	Massachusetts	62 51
												292	A	VCU	64 54
												326	H	UMBC	55 46
												331	H	Rhode Island	76 64
												338	H	Iona	78 48

LAST 12 Division I GAMES:															
331	H	Rhode Island	76 64	292	A	VCU	64 54	157	H	Davidson	66 58	102	H	Saint Louis	66 63
102	A	Saint Louis	85 91	157	H	Davidson	66 58	102	H	Saint Louis	66 63	287	A	Massachusetts	62 51
112	A	George Mason	67 62	102	H	Saint Louis	66 63	94	H	George Washington	61 50	64	H	UC Davis	70 62
243	H	St. Bonaventure	72 48	287	A	Massachusetts	62 51								
209	A	Richmond	43 38	94	H	George Washington	61 50								
45	H	Dayton	62 63	64	H	UC Davis	70 62								

Non-Div I Games:

Fordham

Average RPI Win:	290	WON-LOST	WINNING	LAST 10	STRENGTH OF	OPP. STRENGTH	TEAM	ADJ.	CONF.	ADJ CONF.
Average RPI Loss:	164	RECORD	PCT. RANK	GAMES	SCHEDULE	OF SCHEDULE	RPI	RPI	RPI	RPI
DIV. I ONLY	3- 18	322	1- 9	156	265	316	316	14	14	
DIV. I NON-CONF.	2- 8	290	0- 1	289	311	336	336	17	17	

TOTALS	RPI 1-25	RPI 26-50	W-L RECORDS	RPI 51-100	RPI 101-999	RPI 201+				
3- 18	0- 0	0- 2	OVERALL	0- 3	3- 13	3- 6				
3- 6	0- 0	0- 0	HOME	0- 1	3- 5	3- 1				
0- 12	0- 0	0- 2	AWAY	0- 2	0- 8	0- 5				
0- 0	0- 0	0- 0	NEUTRAL	0- 0	0- 0	0- 0				
2- 8	0- 0	0- 1	NON-CONFERENCE	0- 1	2- 6	2- 5				
2- 2	0- 0	0- 0	HOME	0- 0	2- 2	2- 1				
0- 6	0- 0	0- 1	AWAY	0- 1	0- 4	0- 4				
0- 0	0- 0	0- 0	NEUTRAL	0- 0	0- 0	0- 0				
1- 10	0- 0	0- 1	CONFERENCE	0- 2	1- 7	1- 1				
1- 4	0- 0	0- 0	HOME	0- 1	1- 3	1- 0				
0- 6	0- 0	0- 1	AWAY	0- 1	0- 4	0- 1				
0- 0	0- 0	0- 0	NEUTRAL	0- 0	0- 0	0- 0				

RPI 1-25				RPI 26-50				RPI 51-100				RPI 101+ Team's RPI: 316			
RPI	S	Opponent	Score	RPI	S	Opponent	Score	RPI	S	Opponent	Score	RPI	S	Opponent	Score
				35	A	Michigan	45 77	70	A	Belmont	42 74	103	A	Western Ill.	44 91
				41	A	South Dakota St.	49 105	72	A	South Dakota	43 85	103	H	Western Ill.	64 100
								72	H	South Dakota	60 79	114	H	Milwaukee	48 60
												190	A	Denver	65 86
												190	H	Denver	55 73
												199	A	Oral Roberts	45 66
												199	H	Oral Roberts	48 73
												206	A	Illinois	50 64
												207	A	Xavier	50 62
												231	H	Omaha	76 65
												270	A	North Dakota St.	56 72
												281	A	Coastal Caro.	58 67
												290	A	Valparaiso	50 68
												295	H	Loyola Chicago	79 70
												313	H	Ill.-Chicago	51 67
												345	H	Eastern Ill.	93 77

LAST 12 Division I GAMES:															
				72	H	South Dakota	60 79	72	A	South Dakota	43 85				
				190	A	Denver	65 86	231	H	Omaha	76 65				
				199	A	Oral Roberts	45 66	190	H	Denver	55 73				
				41	A	South Dakota St.	49 105	199	H	Oral Roberts	48 73				
				270	A	North Dakota St.	56 72	103	H	Western Ill.	64 100				
				103	A	Western Ill.	44 91	290	A	Valparaiso	50 68				

Non-Div I Games: Quincy 73 72 Maryville (MO) 70 76 Findlay 55 75

Fort Wayne

Loss, Non-Conf, S Site, H Home A Away N Neutral

Average RPI Win:	203	WON-LOST	WINNING	LAST 10	STRENGTH OF	OPP. STRENGTH	TEAM	ADJ.	CONF.	ADJ CONF.
Average RPI Loss:	172	RECORD	PCT. RANK	GAMES	SCHEDULE	OF SCHEDULE	RPI	RPI	RPI	RPI
DIV. I ONLY	14- 10	122	7- 3	202	167	142	142	16	16	
DIV. I NON-CONF.	5- 6	187	0- 0	123	256	185	185	15	15	

TOTALS	RPI 1-25	RPI 26-50	W-L RECORDS	RPI 51-100	RPI 101-999	RPI 201+				
14- 10	0- 0	0- 1	OVERALL	2- 1	12- 8	7- 3				
10- 2	0- 0	0- 1	HOME	1- 0	9- 1	4- 1				
4- 8	0- 0	0- 0	AWAY	1- 1	3- 7	3- 2				
0- 0	0- 0	0- 0	NEUTRAL	0- 0	0- 0	0- 0				
5- 6	0- 0	0- 1	NON-CONFERENCE	0- 0	5- 5	2- 2				
4- 2	0- 0	0- 1	HOME	0- 0	4- 1	1- 1				
1- 4	0- 0	0- 0	AWAY	0- 0	1- 4	1- 1				
0- 0	0- 0	0- 0	NEUTRAL	0- 0	0- 0	0- 0				
9- 4	0- 0	0- 0	CONFERENCE	2- 1	7- 3	5- 1				
6- 0	0- 0	0- 0	HOME	1- 0	5- 0	3- 0				
3- 4	0- 0	0- 0	AWAY	1- 1	2- 3	2- 1				
0- 0	0- 0	0- 0	NEUTRAL	0- 0	0- 0	0- 0				

RPI	S	Opponent	Score	RPI	S	Opponent	Score	RPI	S	Opponent	Score	RPI	S	Opponent	Score	Team's RPI: 142
31	H	Arizona St.	49 81	79	H	Wyoming	60 47	121	H	Colorado St.	56 45	146	A	Texas St.	59 76	
				81	A	New Mexico	75 88	147	H	Pacific	81 70	159	H	Weber St.	81 78	
				91	A	UNLV	74 72	163	A	San Francisco	62 70	174	A	Boise St.	66 75	
								185	A	Nevada	73 90	185	H	Nevada	68 55	
								186	H	Eastern Wash.	81 56	194	A	UT Arlington	54 67	
								213	A	UC Santa Barbara	64 57	214	A	CSUN	72 85	
								226	H	Montana	61 58	235	H	UC Riverside	56 68	
								256	A	San Diego St.	66 60	256	H	San Diego St.	64 53	
								297	A	Utah St.	52 60	297	H	Utah St.	57 56	
								312	A	Air Force	64 58	312	H	Air Force	64 48	
LAST 12 Division I GAMES:																
256	A	San Diego St.	66 60	256	H	San Diego St.	64 53									
79	H	Wyoming	60 47	81	A	New Mexico	75 88									
185	H	Nevada	68 55	174	A	Boise St.	66 75									
312	H	Air Force	64 48	121	H	Colorado St.	56 45									
297	A	Utah St.	52 60	297	H	Utah St.	57 56									
91	A	UNLV	74 72	312	A	Air Force	64 58									

Non-Div I Games:

Fresno St.

Average RPI Win: 217
Average RPI Loss: 159

WON-LOST
RECORD

WINNING
PCT. RANK

LAST 10
GAMES

STRENGTH OF
SCHEDULE

OPP. STRENGTH
OF SCHEDULE

TEAM
RPI

ADJ.
RPI

CONF.
RPI

ADJ CONF.
RPI

DIV. I ONLY	11- 11	171	3- 6	217	155	184	184	17	17
DIV. I NON-CONF.	7- 5	132	0- 1	275	175	151	151	16	16

TOTALS	RPI 1-25	RPI 26-50	W-L RECORDS	RPI 51-100	RPI 101-999	RPI 201+			
11- 11	0- 1	0- 0	OVERALL	2- 3	9- 7	7- 5			
7- 2	0- 0	0- 0	HOME	1- 1	6- 1	4- 0			
3- 8	0- 0	0- 0	AWAY	0- 0	3- 3	3- 2			
1- 1	0- 0	0- 0	NEUTRAL	1- 0	0- 1	0- 1			
7- 5	0- 1	0- 0	NON-CONFERENCE	1- 1	6- 3	5- 3			
4- 0	0- 0	0- 0	HOME	0- 0	4- 0	3- 0			
2- 4	0- 1	0- 0	AWAY	0- 1	2- 2	2- 2			
1- 1	0- 0	0- 0	NEUTRAL	1- 0	0- 1	0- 1			
4- 6	0- 0	0- 0	CONFERENCE	1- 2	3- 4	2- 2			
3- 2	0- 0	0- 0	HOME	1- 1	2- 1	1- 0			
1- 4	0- 0	0- 0	AWAY	0- 1	1- 3	1- 2			
0- 0	0- 0	0- 0	NEUTRAL	0- 0	0- 0	0- 0			

RPI 1-25				RPI 26-50				RPI 51-100				RPI 101+ Team's RPI: 184			
RPI	S	Opponent	Score	RPI	S	Opponent	Score	RPI	S	Opponent	Score	RPI	S	Opponent	Score
23	A	Georgia	44 79					57	A	Mercer	53 65	141	H	ETSU	57 69
								57	H	Mercer	64 86	157	H	Davi dson	65 62
								78	N	Ohio	70 68	167	A	Samford	58 62
								90	H	Chattanooga	58 57	167	H	Samford	45 41
								100	A	North Carolina	56 84	207	N	Xavier	62 75
												217	A	Gardner-Webb	57 71
												236	A	UNCG	74 76
												236	H	UNCG	55 54
												247	A	UNC Asheville	71 63
												254	A	Presbyteri an	75 76
												259	H	Col. of Charleston	72 58
												268	H	UNCW	76 71
												285	H	Kennesaw St.	78 59
												288	A	Wofford	48 79
												294	A	USC Upstate	80 59
												310	A	Western Caro.	68 59

LAST 12 Division I GAMES:															
236	H	UNCG	55 54	236	A	UNCG	74 76	310	A	Western Caro.	68 59	57	H	Mercer	64 86
167	A	Samford	58 62	57	H	Mercer	64 86	167	H	Samford	45 41	254	A	Presbyteri an	75 76
57	A	Mercer	53 65	167	H	Samford	45 41	247	A	UNC Asheville	71 63				
288	A	Wofford	48 79	58	57										
90	H	Chattanooga	58 57												
141	H	ETSU	57 69												

Non-Div I Games:

Pfeiffer

102 51

Bob Jones

93 46

Converse

80 41

Furman

Loss, Non-Conf, S Site, H Home A Away N Neutral

Average RPI Win:	284	WON-LOST	WINNING	LAST 10	STRENGTH OF	OPP. STRENGTH	TEAM	ADJ.	CONF.	ADJ CONF.
Average RPI Loss:	184	RECORD	PCT. RANK	GAMES	SCHEDULE	OF SCHEDULE	RPI	RPI	RPI	RPI
DIV. I ONLY	3- 18	322	2- 8	199	308	325	325	23	23	
DIV. I NON-CONF.	1- 8	313	0- 0	147	335	296	296	23	23	

TOTALS	RPI 1-25	RPI 26-50	W-L RECORDS	RPI 51-100	RPI 101-999	RPI 201+				
3- 18	0- 0	0- 1	OVERALL	0- 2	3- 15	2- 9				
2- 8	0- 0	0- 0	HOME	0- 1	2- 7	1- 4				
1- 10	0- 0	0- 1	AWAY	0- 1	1- 8	1- 5				
0- 0	0- 0	0- 0	NEUTRAL	0- 0	0- 0	0- 0				
1- 8	0- 0	0- 1	NON-CONFERENCE	0- 2	1- 5	1- 4				
0- 5	0- 0	0- 0	HOME	0- 1	0- 4	0- 3				
1- 3	0- 0	0- 1	AWAY	0- 1	1- 1	1- 1				
0- 0	0- 0	0- 0	NEUTRAL	0- 0	0- 0	0- 0				
2- 10	0- 0	0- 0	CONFERENCE	0- 0	2- 10	1- 5				
2- 3	0- 0	0- 0	HOME	0- 0	2- 3	1- 1				
0- 7	0- 0	0- 0	AWAY	0- 0	0- 7	0- 4				
0- 0	0- 0	0- 0	NEUTRAL	0- 0	0- 0	0- 0				

RPI 1-25				RPI 26-50				RPI 51-100				RPI 101+ Team's RPI: 325			
RPI	S	Opponent	Score	RPI	S	Opponent	Score	RPI	S	Opponent	Score	RPI	S	Opponent	Score
				48	A	UCF	38 62	57	A	Mercer	45 72	105	H	Alabama	36 84
								75	H	IUPUI	52 72	110	A	South Ala.	52 79
												113	A	Little Rock	52 92
												113	H	Little Rock	34 64
												146	H	Texas St.	56 81
												181	A	Troy	47 88
												194	H	UT Arlington	73 68
												211	H	Stony Brook	49 68
												215	A	Arkansas St.	48 69
												215	H	Arkansas St.	62 71
												220	A	N. C. A&T	49 60
												269	A	Appalachian St.	56 87
												281	A	Coastal Caro.	51 54
												285	H	Kennesaw St.	58 60
												319	A	Georgia St.	56 71
												321	A	South Carolina St.	61 58
												336	H	La.-Monroe	75 45
												340	H	Savannah St.	67 71
LAST 12 Division I GAMES:															
336	H	La.-Monroe	75 45	269	A	Appalachian St.	56 87								
215	A	Arkansas St.	48 69	281	A	Coastal Caro.	51 54								
113	A	Little Rock	52 92	113	H	Little Rock	34 64								
194	H	UT Arlington	73 68	215	H	Arkansas St.	62 71								
146	H	Texas St.	56 81	110	A	South Ala.	52 79								
319	A	Georgia St.	56 71	181	A	Troy	47 88								

Non-Div I Games: Coastal Ga. 68 63 Thomas (GA) 79 51

Ga. Southern

Average RPI Win:	261	WON-LOST	WINNING	LAST 10	STRENGTH OF	OPP. STRENGTH	TEAM	ADJ.	CONF.	ADJ CONF.
Average RPI Loss:	158	RECORD	PCT. RANK	GAMES	SCHEDULE	OF SCHEDULE	RPI	RPI	RPI	RPI
DIV. I ONLY	11- 9	142	4- 6	283	297	217	217	27	27	
DIV. I NON-CONF.	7- 2	50	0- 0	288	234	122	122	28	28	

TOTALS	RPI 1-25	RPI 26-50	W-L RECORDS	RPI 51-100	RPI 101-999	RPI 201+				
11- 9	0- 0	0- 1	OVERALL	0- 2	11- 6	8- 3				
6- 4	0- 0	0- 1	HOME	0- 1	6- 2	4- 2				
5- 5	0- 0	0- 0	AWAY	0- 0	5- 3	4- 1				
0- 0	0- 0	0- 0	NEUTRAL	0- 0	0- 0	0- 0				
7- 2	0- 0	0- 1	NON-CONFERENCE	0- 0	7- 1	5- 0				
4- 1	0- 0	0- 1	HOME	0- 0	4- 0	3- 0				
3- 1	0- 0	0- 0	AWAY	0- 0	3- 1	2- 0				
0- 0	0- 0	0- 0	NEUTRAL	0- 0	0- 0	0- 0				
4- 7	0- 0	0- 0	CONFERENCE	0- 2	4- 5	3- 3				
2- 3	0- 0	0- 0	HOME	0- 1	2- 2	1- 2				
2- 4	0- 0	0- 0	AWAY	0- 1	2- 3	2- 1				
0- 0	0- 0	0- 0	NEUTRAL	0- 0	0- 0	0- 0				

RPI 1-25				RPI 26-50				RPI 51-100				RPI 101+				Team's RPI: 217
RPI	S	Opponent	Score	RPI	S	Opponent	Score	RPI	S	Opponent	Score	RPI	S	Opponent	Score	
				48	H	UCF	30 65	99	A	Liberty	41 59	106	A	Kentucky	34 72	
								99	H	Liberty	60 85	157	A	Davi dson	70 65	
												160	A	High Point	80 83	
												162	A	Radford	46 66	
												162	H	Radford	69 53	
												184	H	Furman	71 57	
												204	A	Morehead St.	68 60	
												246	H	Campbell	44 73	
												247	H	UNC Asheville	60 61	
												254	A	Presbyteri an	69 72	
												284	A	Mt. St. Mary's	75 67	
												288	H	Wofford	73 55	
												294	H	USC Upstate	60 39	
												303	H	Charleston So.	68 52	
												310	H	Western Caro.	70 67	
												341	A	Winthrop	66 59	
												349	A	Longwood	61 54	

LAST 12 Division I GAMES:																
				99	A	Liberty	41 59	254	A	Presbyteri an	69 72					
				162	A	Radford	46 66	99	H	Liberty	60 85					
				247	H	UNC Asheville	60 61	349	A	Longwood	61 54					
				341	A	Winthrop	66 59	162	H	Radford	69 53					
				246	H	Campbell	44 73	160	A	High Point	80 83					
				303	H	Charleston So.	68 52	310	H	Western Caro.	70 67					

Non-Div I Games: Montreat 83 26 Converse 82 59 Pfeiffer 72 53

Gardner-Webb

Average RPI Win: 233	WON-LOST RECORD	WINNING PCT. RANK	LAST 10 GAMES	STRENGTH OF SCHEDULE	OPP. STRENGTH OF SCHEDULE	TEAM RPI	ADJ. RPI	CONF. RPI	ADJ CONF. RPI
Average RPI Loss: 77									
DIV. I ONLY	18- 7	56	6- 4	258	157	112	112	12	12
DIV. I NON-CONF.	11- 3	46	1- 0	276	275	99	99	10	10

TOTALS	RPI 1-25	RPI 26-50	W-L RECORDS	RPI 51-100	RPI 101-999	RPI 201+			
18- 7	0- 0	0- 2	OVERALL	2- 4	16- 1	13- 0			
12- 2	0- 0	0- 0	HOME	1- 2	11- 0	9- 0			
5- 5	0- 0	0- 0	AWAY	0- 1	5- 1	4- 0			
1- 0	0- 0	0- 0	NEUTRAL	1- 0	0- 0	0- 0			
11- 3	0- 0	0- 2	NON-CONFERENCE	2- 0	9- 1	9- 0			
9- 0	0- 0	0- 0	HOME	1- 0	8- 0	8- 0			
1- 3	0- 0	0- 2	AWAY	0- 0	1- 1	1- 0			
1- 0	0- 0	0- 0	NEUTRAL	1- 0	0- 0	0- 0			
7- 4	0- 0	0- 0	CONFERENCE	0- 4	7- 0	4- 0			
3- 2	0- 0	0- 0	HOME	0- 2	3- 0	1- 0			
4- 2	0- 0	0- 0	AWAY	0- 2	4- 0	3- 0			
0- 0	0- 0	0- 0	NEUTRAL	0- 0	0- 0	0- 0			

RPI 1-25				RPI 26-50				RPI 51-100				RPI 101+				Team's RPI: 112	
RPI	S	Opponent	Score	RPI	S	Opponent	Score	RPI	S	Opponent	Score	RPI	S	Opponent	Score		
35	A	Michigan	61 75					55	A	Duquesne	64 71	102	H	Saint Louis	81 72		
49	A	Houston	73 82					65	H	American	71 53	136	A	Colorado	61 76		
								74	H	Fordham	62 67	157	H	Davidson	74 61		
								85	N	Drake	87 75	192	A	Saint Joseph's	65 57		
								94	A	George Washington	52 62	209	H	Richmond	77 56		
								94	H	George Washington	61 65	221	H	Southeast Mo. St.	57 38		
												223	A	Loyola Maryland	80 72		
												224	A	La Salle	69 56		
												243	A	St. Bonaventure	76 63		
												265	H	Illinois St.	56 37		
												279	H	LIU Brooklyn	73 70		
												302	H	Old Dominion	66 53		
												304	H	UMES	82 68		
												322	H	Eastern Ky.	64 41		
												326	H	UMBC	58 38		
												331	A	Rhode Island	92 53		
												349	H	Longwood	60 41		
LAST 12 Division I GAMES:																	
				94	H	George Washington	61 65					209	H	Richmond	77 56		
				192	A	Saint Joseph's	65 57					331	A	Rhode Island	92 53		
				243	A	St. Bonaventure	76 63					94	A	George Washington	52 62		
				74	H	Fordham	62 67					224	A	La Salle	69 56		
				102	H	Saint Louis	81 72					157	H	Davidson	74 61		
				55	A	Duquesne	64 71					349	H	Longwood	60 41		

Non-Div I Games:

George Mason

Average RPI	Win:	201	WON-LOST	WINNING	LAST 10	STRENGTH OF	OPP. STRENGTH	TEAM	ADJ.	CONF.	ADJ CONF.
Average RPI	Loss:	56	RECORD	PCT. RANK	GAMES	SCHEDULE	OF SCHEDULE	RPI	RPI	RPI	RPI
DIV. I ONLY		12- 11		162	7- 3	49	104	94	94	12	12
DIV. I NON-CONF.		5- 7		212	1- 0	22	55	111	111	10	10

TOTALS	RPI 1-25		RPI 26-50		W-L RECORDS	RPI 51-100		RPI 101-999		RPI 201+	
12- 11	0- 1		0- 5		OVERALL	1- 3		11- 2		6- 0	
6- 6	0- 0		0- 3		HOME	1- 1		5- 2		2- 0	
6- 5	0- 0		0- 0		AWAY	0- 0		6- 0		4- 0	
0- 0	0- 0		0- 0		NEUTRAL	0- 0		0- 0		0- 0	
5- 7	0- 1		0- 4		NON-CONFERENCE	1- 1		4- 1		2- 0	
3- 4	0- 0		0- 3		HOME	1- 0		2- 1		0- 0	
2- 3	0- 1		0- 1		AWAY	0- 1		2- 0		2- 0	
0- 0	0- 0		0- 0		NEUTRAL	0- 0		0- 0		0- 0	
7- 4	0- 0		0- 1		CONFERENCE	0- 2		7- 1		4- 0	
3- 2	0- 0		0- 0		HOME	0- 1		3- 1		2- 0	
4- 2	0- 0		0- 1		AWAY	0- 1		4- 0		2- 0	
0- 0	0- 0		0- 0		NEUTRAL	0- 0		0- 0		0- 0	

RPI	S	Opponent	Score	RPI	S	Opponent	Score	RPI	S	Opponent	Score	RPI	S	Opponent	Score
14	A	Maryland	54 80	28	H	South Fla.	78 83	55	H	Duquesne	53 54	102	H	Saint Louis	69 72
				36	H	Syracuse	62 74	57	A	Mercer	44 61	112	A	George Mason	65 61
				41	H	South Dakota St.	88 97	65	H	American	61 44	112	H	George Mason	62 52
				45	A	Dayton	55 66	74	A	Fordham	50 61	123	H	Vanderbilt	59 69
				46	A	Princeton	52 72					125	H	Georgetown	65 54
												157	A	Davidson	53 48
												183	H	Wisconsin	61 46
												224	H	La Salle	60 45
												243	A	St. Bonaventure	63 56
												263	A	Towson	66 43
												292	A	VCU	61 39
												300	A	Monmouth	59 45
												331	H	Rhode Island	65 52

Team's RPI: 94															
LAST 12 Division I GAMES:															
112	A	George Mason	65 61	157	A	Davidson	53 48	55	H	Duquesne	53 54	112	H	George Mason	62 52
243	A	St. Bonaventure	63 56	55	H	Duquesne	53 54	292	A	VCU	61 39	74	A	Fordham	50 61
224	H	La Salle	60 45	112	H	George Mason	62 52	300	A	Monmouth	59 45				
102	H	Saint Louis	69 72												
331	H	Rhode Island	65 52												
45	A	Dayton	55 66												

Non-Div I Games:

George Washington

Average RPI Win:	197	WON-LOST	WINNING	LAST 10	STRENGTH OF	OPP. STRENGTH	TEAM	ADJ.	CONF.	ADJ CONF.
Average RPI Loss:	59	RECORD	PCT. RANK	GAMES	SCHEDULE	OF SCHEDULE	RPI	RPI	RPI	RPI
DIV. I ONLY	10- 12	207	4- 6	108	39	125	125	6	6	
DIV. I NON-CONF.	5- 5	170	0- 0	225	44	164	164	6	6	

TOTALS	RPI 1-25	RPI 26-50	W-L RECORDS	RPI 51-100	RPI 101-999	RPI 201+				
10- 12	0- 4	1- 2	OVERALL	1- 6	8- 0	6- 0				
4- 4	0- 2	1- 1	HOME	0- 1	3- 0	3- 0				
5- 6	0- 2	0- 1	AWAY	1- 3	4- 0	3- 0				
1- 2	0- 0	0- 0	NEUTRAL	0- 2	1- 0	0- 0				
5- 5	0- 1	0- 1	NON-CONFERENCE	0- 3	5- 0	4- 0				
2- 1	0- 0	0- 1	HOME	0- 0	2- 0	2- 0				
2- 2	0- 1	0- 0	AWAY	0- 1	2- 0	2- 0				
1- 2	0- 0	0- 0	NEUTRAL	0- 2	1- 0	0- 0				
5- 7	0- 3	1- 1	CONFERENCE	1- 3	3- 0	2- 0				
2- 3	0- 2	1- 0	HOME	0- 1	1- 0	1- 0				
3- 4	0- 1	0- 1	AWAY	1- 2	2- 0	1- 0				
0- 0	0- 0	0- 0	NEUTRAL	0- 0	0- 0	0- 0				

RPI 1-25				RPI 26-50				RPI 51-100				RPI 101+ Team's RPI: 125			
RPI	S	Opponent	Score	RPI	S	Opponent	Score	RPI	S	Opponent	Score	RPI	S	Opponent	Score
22	A	NC State	49 63	32	H	Marquette	85 58	59	A	St. John's (NY)	41 64	187	N	Northwestern	55 54
24	H	DePaul	62 78	37	A	Creighton	58 69	90	N	Chattanooga	41 54	188	A	Providence	75 43
25	A	Villanova	67 68	47	H	Minnesota	63 73	93	N	Auburn	40 60	207	A	Xavier	65 48
25	H	Villanova	58 60					94	A	George Washington	54 65	207	H	Xavier	65 60
								95	A	Seton Hall	65 70	223	A	Loyola Maryland	72 54
								96	A	Butler	63 52	234	H	Howard	93 41
								96	H	Butler	57 66	292	A	VCU	71 59
												299	H	FIU	77 56

LAST 12 Division I GAMES:															
25	A	Villanova	67 68	59	A	St. John's (NY)	41 64	25	H	Villanova	58 60				
207	A	Xavier	65 48	96	H	Butler	57 66	96	H	Butler	57 66				
96	A	Butler	63 52	207	H	Xavier	65 60	207	H	Xavier	65 60				
24	H	DePaul	62 78	37	A	Creighton	58 69	37	A	Creighton	58 69				
32	H	Marquette	85 58	188	A	Providence	75 43	188	A	Providence	75 43				
95	A	Seton Hall	65 70												

Non-Div I Games:

Georgetown

Average RPI Win: 143

Average RPI Loss: 13

WON-LOST
RECORDWINNING
PCT. RANKLAST 10
GAMESSTRENGTH OF
SCHEDULEOPP. STRENGTH
OF SCHEDULETEAM
RPIADJ.
RPICONF.
RPIADJ CONF.
RPIDIV. I ONLY
DIV. I NON-CONF.21- 3
12- 19
69- 1
1- 072
11733
12223
2823
282
22
2

TOTALS

RPI 1-25

RPI 26-50

W-L RECORDS

RPI 51-100

RPI 101-999

RPI 201+

21- 3

2- 2

1- 1

OVERALL

4- 0

14- 0

6- 0

13- 2

1- 2

0- 0

HOME

3- 0

9- 0

5- 0

8- 1

1- 0

1- 1

AWAY

1- 0

5- 0

1- 0

0- 0

0- 0

0- 0

NEUTRAL

0- 0

0- 0

0- 0

12- 1

0- 1

1- 0

NON-CONFERENCE

2- 0

9- 0

6- 0

8- 1

0- 1

0- 0

HOME

1- 0

7- 0

5- 0

4- 0

0- 0

1- 0

AWAY

1- 0

2- 0

1- 0

0- 0

0- 0

0- 0

NEUTRAL

0- 0

0- 0

0- 0

9- 2

2- 1

0- 1

CONFERENCE

2- 0

5- 0

0- 0

5- 1

1- 1

0- 0

HOME

2- 0

2- 0

0- 0

4- 1

1- 0

0- 1

AWAY

0- 0

3- 0

0- 0

0- 0

0- 0

0- 0

NEUTRAL

0- 0

0- 0

0- 0

RPI 1-25

Team's RPI: 23

RPI 26-50

RPI 51-100

RPI 101+

RPI	S	Opponent	Score
3	H	Mississippi St.	62 86
11	H	Texas	53 81
15	A	Texas A&M	92 84
19	H	Missouri	62 50

RPI	S	Opponent	Score
26	A	LSU	60 71
30	A	Virginia	64 61

RPI	S	Opponent	Score
57	A	Mercer	72 54
66	H	Georgia Tech	60 53
92	H	Arkansas	78 65
93	H	Auburn	60 48

RPI	S	Opponent	Score
101	H	Wright St.	87 71
106	A	Kentucky	56 42
119	A	BYU	79 63
122	H	Ole Miss	69 45
123	A	Vanderbilt	81 52
123	H	Vanderbilt	67 55
170	A	Florida	66 57
184	H	Furman	79 44
220	A	N. C. A&T	73 63
228	H	North Florida	75 37
234	H	Howard	87 47
288	H	Wofford	95 56
309	H	Tennessee Tech	56 48
310	H	Western Caro.	76 50

LAST 12 Division I GAMES:

123	H	Vanderbilt	67 55
122	H	Ole Miss	69 45
26	A	LSU	60 71
170	A	Florida	66 57
19	H	Missouri	62 50
93	H	Auburn	60 48
15	A	Texas A&M	92 84
92	H	Arkansas	78 65
106	A	Kentucky	56 42
123	A	Vanderbilt	81 52
3	H	Mississippi St.	62 86
228	H	North Florida	75 37

Non-Div I Games:

Georgia

Average RPI Win:	273	WON-LOST	WINNING	LAST 10	STRENGTH OF	OPP. STRENGTH	TEAM	ADJ.	CONF.	ADJ CONF.
Average RPI Loss:	168	RECORD	PCT. RANK	GAMES	SCHEDULE	OF SCHEDULE	RPI	RPI	RPI	RPI
DIV. I ONLY	3- 18	322	1- 9	165	213	319	319	23	23	
DIV. I NON-CONF.	2- 7	286	0- 0	167	117	278	278	23	23	

TOTALS	RPI 1-25	RPI 26-50	W-L RECORDS	RPI 51-100	RPI 101-999	RPI 201+				
3- 18	0- 1	0- 0	OVERALL	0- 2	3- 15	3- 6				
3- 7	0- 0	0- 0	HOME	0- 1	0- 0	0- 0				
0- 11	0- 0	0- 0	AWAY	0- 0	0- 0	0- 0				
0- 0	0- 0	0- 0	NEUTRAL	0- 0	0- 0	0- 0				
2- 7	0- 1	0- 0	NON-CONFERENCE	0- 2	2- 4	2- 2				
2- 2	0- 0	0- 0	HOME	0- 1	2- 1	2- 0				
0- 5	0- 1	0- 0	AWAY	0- 1	0- 3	0- 2				
0- 0	0- 0	0- 0	NEUTRAL	0- 0	0- 0	0- 0				
1- 11	0- 0	0- 0	CONFERENCE	0- 0	1- 11	1- 4				
1- 5	0- 0	0- 0	HOME	0- 0	1- 5	1- 1				
0- 6	0- 0	0- 0	AWAY	0- 0	0- 6	0- 3				
0- 0	0- 0	0- 0	NEUTRAL	0- 0	0- 0	0- 0				

RPI 1-25				RPI 26-50				RPI 51-100				RPI 101+				Team's RPI: 319
RPI	S	Opponent	Score	RPI	S	Opponent	Score	RPI	S	Opponent	Score	RPI	S	Opponent	Score	
3	A	Mississippi St.	50 106					52	H	Western Ky.	63 74	110	A	South Ala.	52 88	
								66	A	Georgia Tech	51 75	113	A	Little Rock	47 54	
												113	H	Little Rock	50 65	
												146	H	Texas St.	63 83	
												155	H	Louisiana	60 75	
												170	A	Florida	66 82	
												181	A	Troy	86 90	
												193	H	Fla. Atlantic	50 82	
												194	H	UT Arlington	76 81	
												202	H	Jacksonville St.	55 41	
												215	A	Arkansas St.	63 76	
												215	H	Arkansas St.	58 75	
												268	A	UNCW	62 74	
												269	A	Appalachian St.	62 77	
												281	A	Coastal Caro.	49 64	
												285	A	Kennesaw St.	61 71	
												292	H	VCU	61 56	
												325	H	Ga. Southern	71 56	
LAST 12 Division I GAMES:																
155	H	Louisiana	60 75	281	A	Coastal Caro.	49 64									
113	A	Little Rock	47 54	269	A	Appalachian St.	62 77									
215	A	Arkansas St.	63 76	215	H	Arkansas St.	58 75									
146	H	Texas St.	63 83	113	H	Little Rock	50 65									
194	H	UT Arlington	76 81	181	A	Troy	86 90									
325	H	Ga. Southern	71 56	110	A	South Ala.	52 88									

Non-Div I Games: Allen 101 56 North Greenville 91 89

Georgia St.

Average RPI Win: 180

Average RPI Loss: 77

WON-LOST
RECORDWINNING
PCT. RANKLAST 10
GAMESSTRENGTH OF
SCHEDULEOPP. STRENGTH
OF SCHEDULETEAM
RPIADJ.
RPICONF.
RPIADJ CONF.
RPIDIV. I ONLY
DIV. I NON-CONF.20- 4
7- 414
10210- 0
0- 0115
20139
13439
5239
5213
1113
11

TOTALS

RPI 1-25

RPI 26-50

W-L RECORDS

RPI 51-100

RPI 101-999

RPI 201+

20- 4

0- 1

0- 0

OVERALL

2- 2

18- 1

7- 0

10- 1

0- 0

0- 0

HOME

0- 1

10- 0

3- 0

9- 1

0- 0

0- 0

AWAY

2- 0

7- 1

4- 0

1- 2

0- 1

0- 0

NEUTRAL

0- 1

1- 0

0- 0

7- 4

0- 1

0- 0

NON-CONFERENCE

1- 2

6- 1

1- 0

4- 1

0- 0

0- 0

HOME

0- 1

4- 0

0- 0

2- 1

0- 0

0- 0

AWAY

1- 0

1- 1

1- 0

1- 2

0- 1

0- 0

NEUTRAL

0- 1

1- 0

0- 0

13- 0

0- 0

0- 0

CONFERENCE

1- 0

12- 0

6- 0

6- 0

0- 0

0- 0

HOME

0- 0

6- 0

3- 0

7- 0

0- 0

0- 0

AWAY

1- 0

6- 0

3- 0

0- 0

0- 0

0- 0

NEUTRAL

0- 0

0- 0

0- 0

RPI 1-25

RPI 26-50

Team's RPI: 39

RPI 51-100

RPI 101+

RPI	S	Opponent	Score
24	N	DePaul	71 88

RPI	S	Opponent	Score
-----	---	----------	-------

RPI	S	Opponent	Score
70	N	Belmont	63 71
82	A	Washington St.	64 56
84	A	Saint Mary's (CA)	73 65
91	H	UNLV	50 52

RPI	S	Opponent	Score
103	H	Western Ill.	80 65
119	A	BYU	84 70
121	A	Colorado St.	49 65
132	H	Saint Francis (PA)	97 74
135	N	Kent St.	77 57
137	H	Loyola Marymount	77 67
147	A	Pacific	99 72
147	H	Pacific	90 66
149	H	Portland St.	91 52
163	A	San Francisco	81 57
163	H	San Francisco	74 47
186	H	Eastern Wash.	69 45
203	A	San Diego	63 44
226	A	Montana	70 55
241	H	Pepperdine	73 51
278	A	Santa Clara	63 51
278	H	Santa Clara	71 44
314	A	Portland	70 56
314	H	Portland	75 36

LAST 12 Division I GAMES:

147	H	Pacific	90 66	84	A	Saint Mary's (CA)	73 65
119	A	BYU	84 70	163	H	San Francisco	74 47
203	A	San Diego	63 44	314	A	Portland	70 56
163	A	San Francisco	81 57	137	H	Loyola Marymount	77 67
314	H	Portland	75 36	241	H	Pepperdine	73 51
278	H	Santa Clara	71 44	278	A	Santa Clara	63 51

Non-Div I Games:

Gonzaga

Loss,
 Non-Conf, S Site,
 H Home
A Away
 N Neutral

Average RPI Win:	288	WON-LOST	WINNING	LAST 10	STRENGTH OF	OPP. STRENGTH	TEAM	ADJ.	CONF.	ADJ CONF.
Average RPI Loss:	164	RECORD	PCT. RANK	GAMES	SCHEDULE	OF SCHEDULE	RPI	RPI	RPI	RPI
DIV. I ONLY	11- 11	171	7- 3	325	267	244	244	32	32	
DIV. I NON-CONF.	3- 8	268	0- 1	267	95	274	274	32	32	

TOTALS	RPI 1-25	RPI 26-50	W-L RECORDS	RPI 51-100	RPI 101-999	RPI 201+				
11- 11	0- 1	0- 0	OVERALL	0- 2	11- 8	10- 4				
7- 2	0- 1	0- 0	HOME	0- 0	7- 1	6- 1				
4- 8	0- 0	0- 0	AWAY	0- 0	4- 1	4- 1				
0- 1	0- 0	0- 0	NEUTRAL	0- 1	0- 0	0- 0				
3- 8	0- 1	0- 0	NON-CONFERENCE	0- 2	3- 5	3- 2				
2- 1	0- 1	0- 0	HOME	0- 0	2- 0	2- 0				
1- 6	0- 0	0- 0	AWAY	0- 1	1- 5	1- 2				
0- 1	0- 0	0- 0	NEUTRAL	0- 1	0- 0	0- 0				
8- 3	0- 0	0- 0	CONFERENCE	0- 0	8- 3	7- 2				
5- 1	0- 0	0- 0	HOME	0- 0	5- 1	4- 1				
3- 2	0- 0	0- 0	AWAY	0- 0	3- 2	3- 1				
0- 0	0- 0	0- 0	NEUTRAL	0- 0	0- 0	0- 0				

RPI	S	Opponent	Score	RPI	S	Opponent	Score	RPI	S	Opponent	Score	RPI	S	Opponent	Score	Team's RPI: 244
6	H	Florida St.	53 96					92	A	Arkansas	62 79	105	A	Alabama	49 73	
								100	N	North Carolina	63 79	168	A	Southern U.	44 63	
												168	H	Southern U.	79 71	
												173	A	Louisiana Tech	53 64	
												177	A	Memphis	48 57	
												207	A	Xavier	67 72	
												215	A	Arkansas St.	56 76	
												250	H	Texas Southern	63 73	
												261	A	McNeese	75 60	
												262	H	Prairie View	81 79	
												276	A	Alcorn	75 68	
												276	H	Alcorn	68 51	
												289	H	Southeastern La.	61 52	
												306	A	Jackson St.	70 82	
												308	H	Alabama A&M	78 49	
												317	H	Alabama St.	93 71	
												336	H	La.-Monroe	61 52	
												337	A	Ark.-Pine Bluff	66 57	
												342	A	Mississippi Val.	64 62	
LAST 12 Division I GAMES:																
276	H	Alcorn	68 51	262	H	Prairie View	81 79	276	A	Alcorn	75 68					
168	H	Southern U.	79 71	168	A	Southern U.	44 63									
342	A	Mississippi Val.	64 62	317	H	Alabama St.	93 71									
337	A	Ark.-Pine Bluff	66 57	308	H	Alabama A&M	78 49									
306	A	Jackson St.	70 82	92	A	Arkansas	62 79									
250	H	Texas Southern	63 73													

Non-Div I Games:

Grambling

Grand Canyon

Through Games Of Feb. 8, 2018

Average RPI Win:	298	WON-LOST	WINNING	LAST 10	STRENGTH OF	OPP. STRENGTH	TEAM	ADJ.	CONF.	ADJ CONF.
Average RPI Loss:	186	RECORD	PCT. RANK	GAMES	SCHEDULE	OF SCHEDULE	RPI	RPI	RPI	RPI
DIV. I ONLY	10- 11	196	6- 3	340	291	272	272	30	30	
DIV. I NON-CONF.	4- 8	239	2- 0	274	254	270	270	31	31	

TOTALS	RPI 1-25	RPI 26-50	W-L RECORDS	RPI 51-100	RPI 101-999	RPI 201+				
10- 11	0- 1	0- 0	OVERALL	0- 1	10- 9	9- 5				
6- 4	0- 1	0- 0	HOME	0- 0	6- 3	6- 2				
4- 7	0- 0	0- 0	AWAY	0- 1	4- 6	3- 3				
0- 0	0- 0	0- 0	NEUTRAL	0- 0	0- 0	0- 0				
4- 8	0- 1	0- 0	NON-CONFERENCE	0- 1	4- 6	3- 2				
2- 3	0- 1	0- 0	HOME	0- 0	2- 2	2- 1				
2- 5	0- 0	0- 0	AWAY	0- 1	2- 4	1- 1				
0- 0	0- 0	0- 0	NEUTRAL	0- 0	0- 0	0- 0				
6- 3	0- 0	0- 0	CONFERENCE	0- 0	6- 3	6- 3				
4- 1	0- 0	0- 0	HOME	0- 0	4- 1	4- 1				
2- 2	0- 0	0- 0	AWAY	0- 0	2- 2	2- 2				
0- 0	0- 0	0- 0	NEUTRAL	0- 0	0- 0	0- 0				

RPI 1-25				RPI 26-50				RPI 51-100				RPI 101+				Team's RPI: 272
RPI	S	Opponent	Score	RPI	S	Opponent	Score	RPI	S	Opponent	Score	RPI	S	Opponent	Score	
16	H	Duke	61 74					91	A	UNLV	47 76	108	H	Ri ce	59 69	
												128	A	Bethune-Cookman	60 69	
												151	A	Cal Poly	69 75	
												172	A	Washington	65 79	
												193	A	Fla. Atlantic	77 73	
												210	H	Seattle U	74 63	
												240	A	New Mexico St.	60 64	
												260	A	UMKC	82 84	
												260	H	UMKC	59 62	
												278	H	Santa Clara	39 38	
												290	A	Valparaiso	75 80	
												311	H	Southern Utah	59 54	
												324	A	UTRGV	65 59	
												324	H	UTRGV	59 58	
												327	H	Long Beach St.	63 65	
												328	A	Northern Ari z.	72 54	
												329	H	Utah Valley	81 61	
												339	A	Chicago St.	59 43	
												339	H	Chicago St.	64 36	

LAST 12 Division I GAMES:																
324	H	UTRGV	59 58	324	A	UTRGV	65 59									
339	A	Chicago St.	59 43	240	A	New Mexico St.	60 64									
260	A	UMKC	82 84	210	H	Seattle U	74 63									
329	H	Utah Valley	81 61	278	H	Santa Clara	39 38									
260	H	UMKC	59 62	311	H	Southern Utah	59 54									
339	H	Chicago St.	64 36	328	A	Northern Ari z.	72 54									

Non-Div I Games: Arizona Christian 75 51 Benedictine Mesa 67 53

Grand Canyon

Loss,
Non-Conf,
S Site,
H Home
A Away
N Neutral

Average RPI Win:	153	WON-LOST	WINNING	LAST 10	STRENGTH OF	OPP. STRENGTH	TEAM	ADJ.	CONF.	ADJ CONF.
Average RPI Loss:	120	RECORD	PCT. RANK	GAMES	SCHEDULE	OF SCHEDULE	RPI	RPI	RPI	RPI
DIV. I ONLY	21- 2	7	10- 0	66	109	13	13	11	11	
DIV. I NON-CONF.	10- 1	15	0- 0	36	36	7	7	13	13	

TOTALS	RPI 1-25	RPI 26-50	W-L RECORDS	RPI 51-100	RPI 101-999	RPI 201+				
21- 2	0- 1	4- 0	OVERALL	3- 0	14- 1	6- 1				
11- 0	0- 0	2- 0	HOME	2- 0	7- 0	3- 0				
8- 1	0- 0	1- 0	AWAY	1- 0	6- 1	3- 1				
2- 1	0- 1	1- 0	NEUTRAL	0- 0	1- 0	0- 0				
10- 1	0- 1	4- 0	NON-CONFERENCE	1- 0	5- 0	2- 0				
4- 0	0- 0	2- 0	HOME	1- 0	1- 0	1- 0				
4- 0	0- 0	1- 0	AWAY	0- 0	3- 0	1- 0				
2- 1	0- 1	1- 0	NEUTRAL	0- 0	1- 0	0- 0				
11- 1	0- 0	0- 0	CONFERENCE	2- 0	9- 1	4- 1				
7- 0	0- 0	0- 0	HOME	1- 0	6- 0	2- 0				
4- 1	0- 0	0- 0	AWAY	1- 0	3- 1	2- 1				
0- 0	0- 0	0- 0	NEUTRAL	0- 0	0- 0	0- 0				

RPI	S	Opponent	Score	RPI	S	Opponent	Score	RPI	S	Opponent	Score	RPI	S	Opponent	Score
3	N	Mississippi St.	46 67	31	N	Arizona St.	61 48	75	A	IUPUI	60 34	101	A	Wright St.	58 51
				32	H	Marquette	63 55	75	H	IUPUI	52 45	101	H	Wright St.	75 68
				41	H	South Dakota St.	55 41	90	H	Chattanooga	60 30	114	H	Milwaukee	52 29
				45	A	Dayton	75 64					131	H	Cleveland St.	69 43
												183	A	Wisconsin	67 34
												187	A	Northwestern	63 57
												189	N	Columbia	61 43
												200	H	Youngstown St.	65 56
												219	A	Oakland	81 48
												237	A	Northern Ky.	54 62
												237	H	Northern Ky.	58 41
												249	H	Bradley	72 40
												295	A	Loyola Chicago	76 39
												307	A	Detroit Mercy	85 27
												313	H	Ill.-Chicago	65 36
LAST 12 Division I GAMES:															
101	H	Wright St.	75 68	75	A	IUPUI	60 34	131	H	Cleveland St.	69 43	200	H	Youngstown St.	65 56
237	H	Northern Ky.	58 41					114	H	Milwaukee	52 29	237	A	Northern Ky.	54 62
75	H	IUPUI	52 45					101	A	Wright St.	58 51				
313	H	Ill.-Chicago	65 36												
219	A	Oakland	81 48												
307	A	Detroit Mercy	85 27												

Non-Div I Games:

Green Bay

Hampton		Average RPI Win: 274	WON-LOST RECORD	WINNING PCT. RANK	LAST 10 GAMES	STRENGTH OF SCHEDULE	OPP. STRENGTH OF SCHEDULE	TEAM RPI	ADJ. RPI	CONF. RPI	ADJ CONF. RPI
Average RPI Loss: 122											
DIV. I ONLY	11- 12	190	7- 3	255	190	191	191	31	31		
DIV. I NON-CONF.	4- 9	249	2- 0	89	25	169	169	30	30		

TOTALS	RPI 1-25	RPI 26-50	W-L RECORDS	RPI 51-100	RPI 101-999	RPI 201+					
11- 12	0- 1	0- 1	OVERALL	1- 4	10- 6	9- 2					
5- 2	0- 0	0- 0	HOME	0- 1	5- 1	4- 0					
5- 9	0- 1	0- 1	AWAY	1- 3	4- 4	4- 2					
1- 1	0- 0	0- 0	NEUTRAL	0- 0	1- 1	1- 0					
4- 9	0- 1	0- 1	NON-CONFERENCE	1- 4	3- 3	2- 0					
2- 1	0- 0	0- 0	HOME	0- 1	2- 0	1- 0					
1- 7	0- 1	0- 1	AWAY	1- 3	0- 2	0- 0					
1- 1	0- 0	0- 0	NEUTRAL	0- 0	1- 1	1- 0					
7- 3	0- 0	0- 0	CONFERENCE	0- 0	7- 3	7- 2					
3- 1	0- 0	0- 0	HOME	0- 0	3- 1	3- 0					
4- 2	0- 0	0- 0	AWAY	0- 0	4- 2	4- 2					
0- 0	0- 0	0- 0	NEUTRAL	0- 0	0- 0	0- 0					

RPI 1-25				RPI 26-50				RPI 51-100				RPI 101+ Team's RPI: 191			
RPI	S	Opponent	Score	RPI	S	Opponent	Score	RPI	S	Opponent	Score	RPI	S	Opponent	Score
9	A	Oregon	45 87	30	A	Virginia	62 66	60	H	Quinnipiac	58 64	116	N	Brown	66 73
								62	A	TCU	68 90	128	H	Bethune-Cookman	56 61
								68	A	Elon	59 82	167	A	Samford	61 66
								90	A	Chattanooga	52 64	179	A	Temple	56 65
								100	A	North Carolina	70 66	189	H	Columbia	60 58
												220	A	N. C. A&T	63 51
												234	A	Howard	63 68
												251	N	San Jose St.	81 73
												301	H	Coppin St.	67 35
												302	H	Old Dominion	50 42
												304	A	UMES	70 65
												321	A	South Carolina St.	70 78
												330	H	Delaware St.	66 62
												334	A	N. C. Central	62 53
												340	A	Savannah St.	81 53
												343	H	Florida A&M	66 65

LAST 12 Division I GAMES:															
				220	A	N. C. A&T	63 51	340	A	Savannah St.	81 53				
				334	A	N. C. Central	62 53	302	H	Old Dominion	50 42				
				301	H	Coppin St.	67 35	330	H	Delaware St.	66 62				
				128	H	Bethune-Cookman	56 61	234	A	Howard	63 68				
				343	H	Florida A&M	66 65	304	A	UMES	70 65				
				321	A	South Carolina St.	70 78	189	H	Columbia	60 58				

Non-Div I Games:

Hampton

Loss,
Non-Conf,
S Site,
H Home
A Away
N Neutral

Average RPI Win:	247	WON-LOST	WINNING	LAST 10	STRENGTH OF	OPP. STRENGTH	TEAM	ADJ.	CONF.	ADJ CONF.
Average RPI Loss:	113	RECORD	PCT. RANK	GAMES	SCHEDULE	OF SCHEDULE	RPI	RPI	RPI	RPI
DIV. I ONLY	14- 10	122	5- 5	185	238	158	158	20	20	
DIV. I NON-CONF.	8- 5	111	1- 0	140	236	121	121	24	24	

TOTALS	RPI 1-25	RPI 26-50	W-L RECORDS	RPI 51-100	RPI 101-999	RPI 201+				
14- 10	0- 1	0- 1	OVERALL	1- 4	13- 4	10- 2				
8- 4	0- 1	0- 0	HOME	1- 1	7- 2	5- 1				
3- 6	0- 0	0- 0	AWAY	0- 0	3- 1	3- 1				
3- 0	0- 0	0- 0	NEUTRAL	0- 0	3- 0	2- 0				
8- 5	0- 1	0- 1	NON-CONFERENCE	0- 2	8- 1	6- 0				
4- 2	0- 1	0- 0	HOME	0- 0	4- 1	3- 0				
1- 3	0- 0	0- 1	AWAY	0- 2	1- 0	1- 0				
3- 0	0- 0	0- 0	NEUTRAL	0- 0	3- 0	2- 0				
6- 5	0- 0	0- 0	CONFERENCE	1- 2	5- 3	4- 2				
4- 2	0- 0	0- 0	HOME	1- 1	3- 1	2- 1				
2- 3	0- 0	0- 0	AWAY	0- 1	2- 2	2- 1				
0- 0	0- 0	0- 0	NEUTRAL	0- 0	0- 0	0- 0				

RPI 1-25				RPI 26-50				RPI 51-100				RPI 101+ Team's RPI: 158			
RPI	S	Opponent	Score	RPI	S	Opponent	Score	RPI	S	Opponent	Score	RPI	S	Opponent	Score
25	H	Villanova	53 71	36	A	Syracuse	63 75	67	A	Maine	56 59	118	N	Yale	78 70
								67	H	Maine	44 59	130	H	Delaware	63 72
								74	A	Fordham	44 69	152	A	Binghamton	59 64
								80	H	Albany (NY)	70 55	178	H	New Hampshire	85 49
								100	A	North Carolina	70 90	197	H	Siena	71 62
												211	A	Stony Brook	75 68
												211	H	Stony Brook	58 66
												230	H	Hofstra	60 49
												238	H	Niagara	83 65
												271	A	Vermont	47 53
												282	A	Bryant	59 47
												293	H	Central Conn. St.	68 52
												303	N	Charleston So.	62 43
												308	N	Alabama A&M	56 47
												326	H	UMBC	65 54
												347	A	UMass Lowell	81 42
												347	H	UMass Lowell	78 56
LAST 12 Division I GAMES:															
				67	A	Maine	56 59	326	H	UMBC	65 54				
				211	H	Stony Brook	58 66	152	A	Binghamton	59 64				
				178	H	New Hampshire	85 49	347	A	UMass Lowell	81 42				
				347	H	UMass Lowell	78 56	211	A	Stony Brook	75 68				
				271	A	Vermont	47 53	80	H	Albany (NY)	70 55				
				67	H	Maine	44 59	118	N	Yale	78 70				

Non-Div I Games:

Hartford

Average RPI Win: 193

Average RPI Loss: 78

WON-LOST
RECORDWINNING
PCT. RANKLAST 10
GAMESSTRENGTH OF
SCHEDULEOPP. STRENGTH
OF SCHEDULETEAM
RPIADJ.
RPICONF.
RPIADJ CONF.
RPIDIV. I ONLY
DIV. I NON-CONF.

13- 6

72

8- 2

98

118

69

69

9

9

8- 5

111

4- 2

105

121

81

81

9

9

TOTALS

RPI 1-25

RPI 26-50

W-L RECORDS

RPI 51-100

RPI 101-999

RPI 201+

13- 6

0- 0

0- 3

OVERALL

0- 1

13- 2

7- 0

10- 0

0- 0

0- 0

HOME

0- 0

10- 0

5- 0

1- 5

0- 0

0- 2

AWAY

0- 1

1- 2

0- 0

2- 1

0- 0

0- 1

NEUTRAL

0- 0

2- 0

2- 0

8- 5

0- 0

0- 3

NON-CONFERENCE

0- 1

8- 1

6- 0

5- 0

0- 0

0- 0

HOME

0- 0

5- 0

4- 0

1- 4

0- 0

0- 2

AWAY

0- 1

1- 1

0- 0

2- 1

0- 0

0- 1

NEUTRAL

0- 0

2- 0

2- 0

5- 1

0- 0

0- 0

CONFERENCE

0- 0

5- 1

1- 0

5- 0

0- 0

0- 0

HOME

0- 0

5- 0

1- 0

0- 1

0- 0

0- 0

AWAY

0- 0

0- 1

0- 0

0- 0

0- 0

0- 0

NEUTRAL

0- 0

0- 0

0- 0

RPI 1-25

RPI 26-50

RPI 51-100

Team's RPI: 69

RPI 101+

RPI S Opponent Score

RPI S Opponent Score

RPI S Opponent Score

RPI S Opponent Score

30 A Virginia 48 50

67 A Maine 51 76

111 A Dartmouth 56 63

38 A FGCU 56 65

111 H Dartmouth 76 65

45 N Dayton 66 72

116 H Brown 87 85

118 H Yale 97 73

134 A Northeastern 79 69

179 A Temple 64 86

189 H Columbia 85 67

197 H Siena 75 67

205 H Boston U. 80 70

211 H Stony Brook 60 53

220 N N. C. A&T 64 60

222 N Akron 76 63

224 H La Salle 70 61

273 H Cornell 80 58

286 H Sacred Heart 70 62

LAST 12 Division I GAMES:

273 H Cornell 80 58

111 A Dartmouth 56 63

189 H Columbia 85 67

211 H Stony Brook 60 53

116 H Brown 87 85

222 N Akron 76 63

118 H Yale 97 73

38 A FGCU 56 65

111 H Dartmouth 76 65

134 A Northeastern 79 69

224 H La Salle 70 61

179 A Temple 64 86

H
a
r
v
a
r
dH
a
r
v
a
r
d

Non-Div I Games:

Harvard

Average RPI Win:	254	WON-LOST	WINNING	LAST 10	STRENGTH OF	OPP. STRENGTH	TEAM	ADJ.	CONF.	ADJ CONF.
Average RPI Loss:	152	RECORD	PCT. RANK	GAMES	SCHEDULE	OF SCHEDULE	RPI	RPI	RPI	RPI
DIV. I ONLY	9- 14	235	3- 7	218	200	255	255	21	21	
DIV. I NON-CONF.	6- 6	170	0- 0	137	153	181	181	20	20	

TOTALS	RPI 1-25	RPI 26-50	W-L RECORDS	RPI 51-100	RPI 101-999	RPI 201+				
9- 14	0- 2	0- 1	OVERALL	0- 2	9- 9	8- 5				
7- 5	0- 0	0- 1	HOME	0- 1	7- 3	6- 1				
2- 7	0- 0	0- 0	AWAY	0- 1	2- 6	2- 4				
0- 2	0- 2	0- 0	NEUTRAL	0- 0	0- 0	0- 0				
6- 6	0- 2	0- 1	NON-CONFERENCE	0- 1	6- 2	5- 1				
4- 3	0- 0	0- 1	HOME	0- 1	4- 1	3- 0				
2- 1	0- 0	0- 0	AWAY	0- 0	2- 1	2- 1				
0- 2	0- 2	0- 0	NEUTRAL	0- 0	0- 0	0- 0				
3- 8	0- 0	0- 0	CONFERENCE	0- 1	3- 7	3- 4				
3- 2	0- 0	0- 0	HOME	0- 0	3- 2	3- 1				
0- 6	0- 0	0- 0	AWAY	0- 1	0- 5	0- 3				
0- 0	0- 0	0- 0	NEUTRAL	0- 0	0- 0	0- 0				

H
a
w
a
i
iH
a
w
a
i
i

RPI 1-25				RPI 26-50				RPI 51-100				RPI 101+ Team's RPI: 255			
RPI	S	Opponent	Score	RPI	S	Opponent	Score	RPI	S	Opponent	Score	RPI	S	Opponent	Score
9	N	Oregon	44 85	40	H	Purdue	67 79	51	H	Southern Cal i fornia	60 71	151	A	Cal Poly	50 52
15	N	Texas A&M	59 103					64	A	UC Davi s	52 76	165	H	Idaho St.	62 64
												166	H	Marist	70 63
												175	A	UC Irvine	66 70
												175	H	UC Irvine	67 74
												203	H	San Diego	64 63
												210	A	Seattle U	73 58
												213	A	UC Santa Barbara	61 71
												214	H	CSUN	58 70
												232	H	Montana St.	81 75
												235	A	UC Ri versi de	57 79
												235	H	UC Ri versi de	63 57
												283	A	Ari zona	65 60
												305	A	Cal St. Fullerton	57 69
												305	H	Cal St. Fullerton	59 54
												314	A	Portland	47 76
												327	H	Long Beach St.	74 66
												328	H	Northern Ari z.	84 68

LAST 12 Division I GAMES:															
305	H	Cal St. Fullerton	59 54	235	A	UC Ri versi de	57 79								
213	A	UC Santa Barbara	61 71	327	H	Long Beach St.	74 66								
151	A	Cal Poly	50 52	175	H	UC Irvine	67 74								
235	H	UC Ri versi de	63 57	64	A	UC Davi s	52 76								
214	H	CSUN	58 70	305	A	Cal St. Fullerton	57 69								
175	A	UC Irvine	66 70	9	N	Oregon	44 85								

Non-Div I Games: Hawai i Paci fic 67 57

Hawai i

Average RPI Win:	270	WON-LOST	WINNING	LAST 10	STRENGTH OF	OPP. STRENGTH	TEAM	ADJ.	CONF.	ADJ CONF.
Average RPI Loss:	110	RECORD	PCT. RANK	GAMES	SCHEDULE	OF SCHEDULE	RPI	RPI	RPI	RPI
DIV. I ONLY	12- 8	117	7- 3	251	263	160	160	27	27	
DIV. I NON-CONF.	4- 5	202	1- 0	124	70	129	129	28	28	

TOTALS	RPI 1-25	RPI 26-50	W-L RECORDS	RPI 51-100	RPI 101-999	RPI 201+				
12- 8	0- 1	0- 0	OVERALL	0- 4	12- 3	11- 1				
4- 4	0- 0	0- 0	HOME	0- 2	4- 2	4- 1				
8- 4	0- 0	0- 0	AWAY	0- 1	8- 1	7- 0				
0- 0	0- 0	0- 0	NEUTRAL	0- 0	0- 0	0- 0				
4- 5	0- 1	0- 0	NON-CONFERENCE	0- 3	4- 1	3- 0				
1- 2	0- 0	0- 0	HOME	0- 1	1- 1	1- 0				
3- 3	0- 1	0- 0	AWAY	0- 2	3- 0	2- 0				
0- 0	0- 0	0- 0	NEUTRAL	0- 0	0- 0	0- 0				
8- 3	0- 0	0- 0	CONFERENCE	0- 1	8- 2	8- 1				
3- 2	0- 0	0- 0	HOME	0- 1	3- 1	3- 1				
5- 1	0- 0	0- 0	AWAY	0- 0	5- 1	5- 0				
0- 0	0- 0	0- 0	NEUTRAL	0- 0	0- 0	0- 0				

RPI 1-25				RPI 26-50				RPI 51-100				RPI 101+				Team's RPI: 160
RPI	S	Opponent	Score	RPI	S	Opponent	Score	RPI	S	Opponent	Score	RPI	S	Opponent	Score	
16	A	Duke	50 77					54	A	Virginia Tech	63 86	157	H	Davidsen	74 82	
								71	H	UAB	61 77	162	A	Radford	47 50	
								78	A	Ohio	61 64	169	A	Stetson	69 64	
								99	H	Liberty	42 65	217	H	Gardner-Webb	83 80	
												218	A	Norfolk St.	59 56	
												236	A	UNCG	81 72	
												246	A	Campbell	62 53	
												246	H	Campbell	44 51	
												247	A	UNC Asheville	58 45	
												254	H	Presbyterian	81 55	
												303	A	Charleston So.	75 74	
												310	H	Western Caro.	75 69	
												341	A	Winthrop	79 58	
												349	A	Longwood	75 39	
												349	H	Longwood	62 41	

LAST 12 Division I GAMES:																
349	A	Longwood	75 39	246	A	Campbell	62 53									
246	H	Campbell	44 51	341	A	Winthrop	79 58									
99	H	Liberty	42 65	254	H	Presbyterian	81 55									
303	A	Charleston So.	75 74	247	A	UNC Asheville	58 45									
162	A	Radford	47 50	217	H	Gardner-Webb	83 80									
349	H	Longwood	62 41	236	A	UNCG	81 72									

Non-Div I Games: N. C. Wesleyan 111 54 Barton 82 69

High Point

H
o
f
f
s
t
r
aH
o
f
s
t
r
a

Hofstra

Average RPI Win:	257	WON-LOST	WINNING	LAST 10	STRENGTH OF	OPP. STRENGTH	TEAM	ADJ.	CONF.	ADJ CONF.
Average RPI Loss:	150	RECORD	PCT. RANK	GAMES	SCHEDULE	OF SCHEDULE	RPI	RPI	RPI	RPI
DIV. I ONLY	10- 13	213	4- 6	248	232	233	233	15	15	
DIV. I NON-CONF.	5- 6	187	0- 0	302	300	253	253	18	18	

TOTALS	RPI 1-25	RPI 26-50	W-L RECORDS	RPI 51-100	RPI 101-999	RPI 201+				
10- 13	0- 0	0- 0	OVERALL	0- 4	10- 9	8- 4				
3- 8	0- 0	0- 0	HOME	0- 3	3- 5	2- 2				
7- 5	0- 0	0- 0	AWAY	0- 1	7- 4	6- 2				
0- 0	0- 0	0- 0	NEUTRAL	0- 0	0- 0	0- 0				
5- 6	0- 0	0- 0	NON-CONFERENCE	0- 1	5- 5	5- 1				
2- 3	0- 0	0- 0	HOME	0- 1	2- 2	2- 0				
3- 3	0- 0	0- 0	AWAY	0- 0	3- 3	3- 1				
0- 0	0- 0	0- 0	NEUTRAL	0- 0	0- 0	0- 0				
5- 7	0- 0	0- 0	CONFERENCE	0- 3	5- 4	3- 3				
1- 5	0- 0	0- 0	HOME	0- 2	1- 3	0- 2				
4- 2	0- 0	0- 0	AWAY	0- 1	4- 1	3- 1				
0- 0	0- 0	0- 0	NEUTRAL	0- 0	0- 0	0- 0				

RPI 1-25				RPI 26-50				RPI 51-100				RPI 101+ Team's RPI : 233			
RPI	S	Opponent	Score	RPI	S	Opponent	Score	RPI	S	Opponent	Score	RPI	S	Opponent	Score
								65	H	American	63 68	111	H	Dartmouth	74 76
								80	H	Albany (NY)	56 65	116	A	Brown	78 82
								83	A	Navy	54 62	133	H	Bucknell	47 71
								83	H	Navy	58 65	161	H	Lehigh	54 49
												166	A	Marist	74 85
												176	A	Army West Point	70 62
												196	H	Boston College	61 70
												205	A	Boston U.	60 57
												223	A	Loyola Maryland	60 77
												223	H	Loyola Maryland	58 65
												230	A	Hofstra	63 69
												245	A	Lafayette	69 56
												245	H	Lafayette	65 69
												267	A	Rider	83 56
												271	H	Vermont	64 53
												280	A	Colgate	71 64
												282	H	Bryant	59 57
												331	A	Rhode Island	69 63
												347	A	UMass Lowell	84 56
LAST 12 Division I GAMES:															
				83	A	Navy	54 62	205	A	Boston U.	60 57				
				223	H	Loyola Maryland	58 65	83	H	Navy	58 65				
				245	A	Lafayette	69 56	223	A	Loyola Maryland	60 77				
				65	H	American	63 68	161	H	Lehigh	54 49				
				133	H	Bucknell	47 71	245	H	Lafayette	65 69				
				176	A	Army West Point	70 62	280	A	Colgate	71 64				

Non-Div I Games:

Holy Cross

Average RPI Win: 169

Average RPI Loss: 96

WON-LOST
RECORDWINNING
PCT. RANKLAST 10
GAMESSTRENGTH OF
SCHEDULEOPP. STRENGTH
OF SCHEDULETEAM
RPIADJ.
RPICONF.
RPIADJ CONF.
RPIDIV. I ONLY
DIV. I NON-CONF.19- 6
11- 343
467- 3
1- 0117
11177
10749
3349
338
78
7

TOTALS

RPI 1-25

RPI 26-50

W-L RECORDS

RPI 51-100

RPI 101-999

RPI 201+

19- 6

0- 3

0- 0

OVERALL

3- 0

16- 3

5- 1

9- 2

0- 1

0- 0

HOME

1- 0

8- 1

3- 0

7- 4

0- 2

0- 0

AWAY

1- 0

6- 2

2- 1

3- 0

0- 0

0- 0

NEUTRAL

1- 0

2- 0

0- 0

11- 3

0- 2

0- 0

NON-CONFERENCE

1- 0

10- 1

3- 0

5- 0

0- 0

0- 0

HOME

0- 0

5- 0

2- 0

3- 3

0- 2

0- 0

AWAY

0- 0

3- 1

1- 0

3- 0

0- 0

0- 0

NEUTRAL

1- 0

2- 0

0- 0

8- 3

0- 1

0- 0

CONFERENCE

2- 0

6- 2

2- 1

4- 2

0- 1

0- 0

HOME

1- 0

3- 1

1- 0

4- 1

0- 0

0- 0

AWAY

1- 0

3- 1

1- 1

0- 0

0- 0

0- 0

NEUTRAL

0- 0

0- 0

0- 0

RPI 1-25

RPI	S	Opponent	Score
1	H	UConn	35 95
15	A	Texas A&M	65 83
18	A	Rutgers	57 75

RPI 26-50

RPI	S	Opponent	Score

Team's RPI: 49

RPI 51-100

RPI	S	Opponent	Score
97	A	Tulane	98 92
97	H	Tulane	72 48
99	N	Liberty	75 68

RPI 101+

RPI	S	Opponent	Score
112	H	George Mason	82 73
114	N	Milwaukee	74 59
134	N	Northeastern	72 64
138	H	Cincinnati	82 88
141	H	ETSU	88 69
146	A	Texas St.	72 67
171	A	Wichita St.	73 62
171	H	Wichita St.	73 55
177	H	Memphis	66 55
179	A	Temple	99 75
189	H	Columbia	77 53
194	A	UT Arlington	62 58
196	A	Boston College	74 79
208	A	East Carolina	78 80
212	A	SMU	85 75
212	H	SMU	60 56
225	A	New Orleans	78 66
226	H	Texas Tech	79 75
315	H	Incarinate Word	98 67

LAST 12 Division I GAMES:

177	H	Memphis	66 55	1	H	UConn	35 95
171	A	Wichita St.	73 62	138	H	Cincinnati	82 88
97	H	Tulane	72 48	97	A	Tulane	98 92
212	H	SMU	60 56	171	H	Wichita St.	73 55
208	A	East Carolina	78 80	212	A	SMU	85 75
179	A	Temple	99 75	189	H	Columbia	77 53

Non-Div I Games:

Houston

Average RPI Win: 324
Average RPI Loss: 189

WON-LOST
RECORD

WINNING
PCT. RANK

LAST 10
GAMES

STRENGTH OF
SCHEDULE

OPP. STRENGTH
OF SCHEDULE

TEAM
RPI

ADJ.
RPI

CONF.
RPI

ADJ CONF.
RPI

DIV. I ONLY	2- 15	333	2- 8	215	338	318	318	25	25
DIV. I NON-CONF.	0- 6	337	0- 1	68	329	302	302	25	25
<hr/>									
TOTALS	RPI 1-25	RPI 26-50	W-L RECORDS	RPI 51-100	RPI 101-999	RPI 201+			
2- 15	0- 0	0- 1	OVERALL	0- 0	2- 14	2- 7			
0- 5	0- 0	0- 0	HOME	0- 0	0- 5	0- 3			
2- 10	0- 0	0- 1	AWAY	0- 0	2- 9	2- 4			
0- 0	0- 0	0- 0	NEUTRAL	0- 0	0- 0	0- 0			
0- 6	0- 0	0- 1	NON-CONFERENCE	0- 0	0- 5	0- 1			
0- 0	0- 0	0- 0	HOME	0- 0	0- 0	0- 0			
0- 6	0- 0	0- 1	AWAY	0- 0	0- 5	0- 1			
0- 0	0- 0	0- 0	NEUTRAL	0- 0	0- 0	0- 0			
2- 9	0- 0	0- 0	CONFERENCE	0- 0	2- 9	2- 6			
0- 5	0- 0	0- 0	HOME	0- 0	0- 5	0- 3			
2- 4	0- 0	0- 0	AWAY	0- 0	2- 4	2- 3			
0- 0	0- 0	0- 0	NEUTRAL	0- 0	0- 0	0- 0			

RPI 1-25				RPI 26-50				RPI 51-100				RPI 101+ Team's RPI: 318			
RPI	S	Opponent	Score	RPI	S	Opponent	Score	RPI	S	Opponent	Score	RPI	S	Opponent	Score
				28	A	South Fla.	43 90					108	A	Rice	45 67
												109	H	Lamar University	51 79
												124	A	UTEP	62 69
												127	H	SFA	54 76
												129	A	Central Ark.	56 64
												173	A	Louisiana Tech	62 85
												199	A	Oral Roberts	56 78
												216	A	Abilene Christian	68 80
												225	A	New Orleans	52 70
												248	H	Nicholls St.	61 73
												258	A	A&M-Corpus Christi	49 50
												261	H	McNeese	74 86
												289	H	Southeastern La.	61 76
												315	A	Incarnate Word	58 56
												332	A	Sam Houston St.	69 61
												336	A	La.-Monroe	73 77
<hr/>															
LAST 12 Division I GAMES:															
				129	A	Central Ark.	56 64	332	A	Sam Houston St.	69 61				
				127	H	SFA	54 76	216	A	Abilene Christian	68 80				
				258	A	A&M-Corpus Christi	49 50	248	H	Nicholls St.	61 73				
				315	A	Incarnate Word	58 56	225	A	New Orleans	52 70				
				261	H	McNeese	74 86	109	H	Lamar University	51 79				
				289	H	Southeastern La.	61 76	173	A	Louisiana Tech	62 85				

Non-Div I Games: LeTourneau 88 43 Paul Quinn 74 54 Jarvis Christian 78 30 Huston-Tillotson 76 72 Houston Baptist

Average RPI Win: **289**
 Average RPI Loss: **160**

WON-LOST
RECORD

WINNING
PCT. RANK

LAST 10
GAMES

STRENGTH OF
SCHEDULE

OPP. STRENGTH
OF SCHEDULE

TEAM
RPI

ADJ.
RPI

CONF.
RPI

ADJ CONF.
RPI

DIV. I ONLY	10- 13	213	6- 4	194	343	234	234	31	31
DIV. I NON-CONF.	4- 9	249	1- 1	49	305	216	216	30	30
TOTALS	RPI 1-25	RPI 26-50	W-L RECORDS	RPI 51-100	RPI 101-999	RPI 201+			
10- 13	0- 2	0- 0	OVERALL	0- 1	10- 10	9- 4			
7- 4	0- 0	0- 0	HOME	0- 0	7- 4	6- 1			
3- 9	0- 0	0- 0	AWAY	0- 0	3- 1	3- 1			
0- 0	0- 0	0- 0	NEUTRAL	0- 0	0- 0	0- 0			
4- 9	0- 2	0- 0	NON-CONFERENCE	0- 1	4- 6	4- 1			
4- 2	0- 0	0- 0	HOME	0- 0	4- 2	4- 0			
0- 7	0- 2	0- 0	AWAY	0- 1	0- 4	0- 1			
0- 0	0- 0	0- 0	NEUTRAL	0- 0	0- 0	0- 0			
6- 4	0- 0	0- 0	CONFERENCE	0- 0	6- 4	5- 3			
3- 2	0- 0	0- 0	HOME	0- 0	3- 2	2- 1			
3- 2	0- 0	0- 0	AWAY	0- 0	3- 2	3- 2			
0- 0	0- 0	0- 0	NEUTRAL	0- 0	0- 0	0- 0			

RPI	S	Opponent	Score	RPI	S	Opponent	Score	RPI	S	Opponent	Score	RPI	S	Opponent	Score	Team's RPI: 234
14	A	Maryland	49 111					57	A	Mercer	44 70	116	H	Brown	81 85	
23	A	Georgia	47 87									125	A	Georgetown	41 93	
												128	H	Bethune-Cookman	55 59	
												138	A	Cincinnati	53 87	
												139	H	William & Mary	71 83	
												191	H	Hampton	68 63	
												197	A	Siena	61 72	
												220	H	N. C. A&T	68 76	
												246	H	Campbell	63 61	
												266	H	Fairleigh Dickinson	68 65	
												271	A	Vermont	65 88	
												274	H	St. Francis Brooklyn	72 69	
												275	A	Morgan St.	68 61	
												299	H	FIU	69 62	
												304	A	UMES	52 58	
												321	A	South Carolina St.	68 58	
												334	H	N. C. Central	69 54	
												340	A	Savannah St.	87 59	
												343	A	Florida A&M	59 74	
												343	H	Florida A&M	76 65	
LAST 12 Division I GAMES:																
275	A	Morgan St.	68 61	321	A	South Carolina St.	68 58									
343	H	Florida A&M	76 65	191	H	Hampton	68 63									
304	A	UMES	52 58	128	H	Bethune-Cookman	55 59									
220	H	N. C. A&T	68 76	343	A	Florida A&M	59 74									
334	H	N. C. Central	69 54	116	H	Brown	81 85									
340	A	Savannah St.	87 59	246	H	Campbell	63 61									

Non-Div I Games:

Howard

Average RPI Win:	207	WON-LOST	WINNING	LAST 10	STRENGTH OF	OPP. STRENGTH	TEAM	ADJ.	CONF.	ADJ CONF.
Average RPI Loss:	65	RECORD	PCT. RANK	GAMES	SCHEDULE	OF SCHEDULE	RPI	RPI	RPI	RPI
DIV. I ONLY	16- 6	55	7- 3	167	107	75	75	11	11	
DIV. I NON-CONF.	7- 3	74	0- 0	214	37	75	75	13	13	

TOTALS	RPI 1-25	RPI 26-50	W-L RECORDS	RPI 51-100	RPI 101-999	RPI 201+				
16- 6	0- 3	0- 1	OVERALL	2- 1	14- 1	8- 0				
4- 3	0- 1	0- 0	HOME	0- 1	4- 1	4- 0				
11- 3	0- 2	0- 1	AWAY	1- 0	10- 0	4- 0				
1- 0	0- 0	0- 0	NEUTRAL	1- 0	0- 0	0- 0				
7- 3	0- 1	0- 1	NON-CONFERENCE	2- 1	5- 0	3- 0				
1- 1	0- 0	0- 0	HOME	0- 1	1- 0	1- 0				
5- 2	0- 1	0- 1	AWAY	1- 0	4- 0	2- 0				
1- 0	0- 0	0- 0	NEUTRAL	1- 0	0- 0	0- 0				
9- 3	0- 2	0- 0	CONFERENCE	0- 0	9- 1	5- 0				
3- 2	0- 1	0- 0	HOME	0- 0	3- 1	3- 0				
6- 1	0- 1	0- 0	AWAY	0- 0	6- 0	2- 0				
0- 0	0- 0	0- 0	NEUTRAL	0- 0	0- 0	0- 0				

RPI 1-25				RPI 26-50				RPI 51-100 Team's RPI: 75				RPI 101+			
RPI	S	Opponent	Score	RPI	S	Opponent	Score	RPI	S	Opponent	Score	RPI	S	Opponent	Score
13	A	Green Bay	45 52	48	A	UCF	59 63	78	A	Ohio	76 52	101	A	Wright St.	64 61
13	H	Green Bay	34 60					79	N	Wyoming	65 59	114	A	Milwaukee	70 68
24	A	DePaul	71 85					89	H	Miami (OH)	83 96	131	A	Cleveland St.	77 64
												156	A	UNI	54 48
												177	A	Memphis	80 57
												200	A	Youngstown St.	65 43
												200	H	Youngstown St.	67 70
												219	H	Oakland	80 64
												237	A	Northern Ky.	71 35
												257	H	Indiana St.	86 57
												307	H	Detroit Mercy	90 62
												309	A	Tennessee Tech	68 54
												313	A	Ill. -Chicago	82 46
												313	H	Ill. -Chicago	68 43
												325	A	Ga. Southern	72 52

LAST 12 Division I GAMES:															
200	H	Youngstown St.	67 70	13	H	Green Bay	34 60								
313	H	Ill. -Chicago	68 43	219	H	Oakland	80 64								
13	A	Green Bay	45 52	307	H	Detroit Mercy	90 62								
114	A	Milwaukee	70 68	200	A	Youngstown St.	65 43								
101	A	Wright St.	64 61	131	A	Cleveland St.	77 64								
237	A	Northern Ky.	71 35	313	A	Ill. -Chicago	82 46								

Non-Div I Games: Georgetown (KY) 85 52

IUPUI

Average RPI Win:	198	WON-LOST	WINNING	LAST 10	STRENGTH OF	OPP. STRENGTH	TEAM	ADJ.	CONF.	ADJ CONF.
Average RPI Loss:	127	RECORD	PCT. RANK	GAMES	SCHEDULE	OF SCHEDULE	RPI	RPI	RPI	RPI
DIV. I ONLY	11- 10	155	7- 3	184	90	154	154	19	19	
DIV. I NON-CONF.	3- 7	254	0- 0	73	100	177	177	14	14	

TOTALS	RPI 1-25	RPI 26-50	W-L RECORDS	RPI 51-100	RPI 101-999	RPI 201+				
11- 10	0- 1	1- 2	OVERALL	0- 2	10- 5	5- 3				
6- 4	0- 0	0- 1	HOME	0- 1	6- 2	4- 1				
5- 5	0- 0	1- 0	AWAY	0- 0	4- 0	1- 0				
0- 1	0- 0	0- 0	NEUTRAL	0- 1	0- 0	0- 0				
3- 7	0- 1	0- 1	NON-CONFERENCE	0- 2	3- 3	2- 2				
1- 3	0- 0	0- 0	HOME	0- 1	1- 2	1- 1				
2- 3	0- 1	0- 1	AWAY	0- 0	2- 1	1- 1				
0- 1	0- 0	0- 0	NEUTRAL	0- 1	0- 0	0- 0				
8- 3	0- 0	1- 1	CONFERENCE	0- 0	7- 2	3- 1				
5- 1	0- 0	0- 1	HOME	0- 0	5- 0	3- 0				
3- 2	0- 0	1- 0	AWAY	0- 0	2- 2	0- 1				
0- 0	0- 0	0- 0	NEUTRAL	0- 0	0- 0	0- 0				

RPI 1-25				RPI 26-50				RPI 51-100				RPI 101+				Team's RPI: 154
RPI	S	Opponent	Score	RPI	S	Opponent	Score	RPI	S	Opponent	Score	RPI	S	Opponent	Score	
5	A	Ohio St.	56 99	31	A	Arizona St.	33 77	62	N	TCU	76 86	121	A	Colorado St.	83 69	
				33	A	Northern Colo.	79 71	79	H	Wyomi ng	64 70	144	A	North Dakota	78 64	
				33	H	Northern Colo.	72 78					144	H	North Dakota	80 75	
												149	A	Portland St.	101 90	
												149	H	Portland St.	61 60	
												172	H	Washington	69 81	
												186	A	Eastern Wash.	64 71	
												210	H	Seattle U	60 68	
												214	A	CSUN	80 75	
												216	A	Abilene Christian	72 82	
												277	A	Sacramento St.	64 79	
												277	H	Sacramento St.	101 66	
												305	H	Cal St. Fullerton	80 60	
												311	H	Southern Utah	74 51	
												328	H	Northern Ariz.	83 68	

LAST 12 Division I GAMES:																
277	H	Sacramento St.	101 66	186	A	Eastern Wash.	64 71									
149	H	Portland St.	61 60	149	A	Portland St.	101 90									
144	A	North Dakota	78 64	277	A	Sacramento St.	64 79									
33	A	Northern Colo.	79 71	33	H	Northern Colo.	72 78									
328	H	Northern Ariz.	83 68	144	H	North Dakota	80 75									
311	H	Southern Utah	74 51	31	A	Arizona St.	33 77									

Non-Div I Games: Eastern Ore. 84 70

Idaho

Average RPI Win:	248	WON-LOST	WINNING	LAST 10	STRENGTH OF	OPP. STRENGTH	TEAM	ADJ.	CONF.	ADJ CONF.
Average RPI Loss:	137	RECORD	PCT. RANK	GAMES	SCHEDULE	OF SCHEDULE	RPI	RPI	RPI	RPI
DIV. I ONLY	12- 8	117	6- 4	315	148	165	165	19	19	
DIV. I NON-CONF.	6- 3	87	0- 0	295	197	107	107	14	14	

TOTALS	RPI 1-25	RPI 26-50	W-L RECORDS	RPI 51-100	RPI 101-999	RPI 201+				
12- 8	0- 0	0- 2	OVERALL	0- 2	12- 4	8- 2				
4- 2	0- 0	0- 1	HOME	0- 0	4- 1	3- 0				
8- 6	0- 0	0- 0	AWAY	0- 0	8- 0	5- 0				
0- 0	0- 0	0- 0	NEUTRAL	0- 0	0- 0	0- 0				
6- 3	0- 0	0- 0	NON-CONFERENCE	0- 2	6- 1	4- 1				
1- 0	0- 0	0- 0	HOME	0- 0	1- 0	1- 0				
5- 3	0- 0	0- 0	AWAY	0- 2	5- 1	3- 1				
0- 0	0- 0	0- 0	NEUTRAL	0- 0	0- 0	0- 0				
6- 5	0- 0	0- 2	CONFERENCE	0- 0	6- 3	4- 1				
3- 2	0- 0	0- 1	HOME	0- 0	3- 1	2- 0				
3- 3	0- 0	0- 1	AWAY	0- 0	3- 2	2- 1				
0- 0	0- 0	0- 0	NEUTRAL	0- 0	0- 0	0- 0				

RPI 1-25				RPI 26-50				RPI 51-100				RPI 101+				Team's RPI: 165
RPI	S	Opponent	Score	RPI	S	Opponent	Score	RPI	S	Opponent	Score	RPI	S	Opponent	Score	
				33	A	Northern Colo.	52 75	79	A	Wyoming	53 61	144	H	North Dakota	57 46	
				33	H	Northern Colo.	57 63	82	A	Washington St.	55 72	149	A	Portland St.	88 59	
												159	A	Weber St.	73 84	
												159	H	Weber St.	70 76	
												172	A	Washington	79 59	
												175	A	UC Irvine	78 72	
												210	A	Seattle U	74 69	
												241	A	Pepperdine	74 80	
												255	A	Hawaii	64 62	
												277	A	Sacramento St.	85 71	
												297	H	Utah St.	64 44	
												311	A	Southern Utah	70 76	
												311	H	Southern Utah	66 39	
												328	A	Northern Ariz.	75 55	
												328	H	Northern Ariz.	76 59	
												329	A	Utah Valley	70 58	
LAST 12 Division I GAMES:																
				33	A	Northern Colo.	52 75	33	H	Northern Colo.	57 63					
				311	H	Southern Utah	66 39	144	H	North Dakota	57 46					
				328	H	Northern Ariz.	76 59	328	A	Northern Ariz.	75 55					
				159	A	Weber St.	73 84	311	A	Southern Utah	70 76					
				277	A	Sacramento St.	85 71	159	H	Weber St.	70 76					
				149	A	Portland St.	88 59	329	A	Utah Valley	70 58					

Non-Div I Games: Westminster (UT) 83 45 Col. of Idaho 89 32

Idaho St.

Average RPI Win:	272	WON-LOST	WINNING	LAST 10	STRENGTH OF	OPP. STRENGTH	TEAM	ADJ.	CONF.	ADJ CONF.
Average RPI Loss:	178	RECORD	PCT. RANK	GAMES	SCHEDULE	OF SCHEDULE	RPI	RPI	RPI	RPI
DIV. I ONLY	5- 16	300	0- 10	248	282	313	313	11	11	
DIV. I NON-CONF.	5- 4	146	0- 0	346	346	319	319	13	13	

TOTALS	RPI 1-25	RPI 26-50	W-L RECORDS	RPI 51-100	RPI 101-999	RPI 201+				
5- 16	0- 1	0- 0	OVERALL	0- 2	5- 13	4- 7				
4- 7	0- 0	0- 0	HOME	0- 1	4- 6	3- 4				
1- 9	0- 1	0- 0	AWAY	0- 1	1- 7	1- 3				
0- 0	0- 0	0- 0	NEUTRAL	0- 0	0- 0	0- 0				
5- 4	0- 0	0- 0	NON-CONFERENCE	0- 0	5- 4	4- 4				
4- 2	0- 0	0- 0	HOME	0- 0	4- 2	3- 2				
1- 2	0- 0	0- 0	AWAY	0- 0	1- 2	1- 2				
0- 0	0- 0	0- 0	NEUTRAL	0- 0	0- 0	0- 0				
0- 12	0- 1	0- 0	CONFERENCE	0- 2	0- 9	0- 3				
0- 5	0- 0	0- 0	HOME	0- 1	0- 4	0- 2				
0- 7	0- 1	0- 0	AWAY	0- 1	0- 5	0- 1				
0- 0	0- 0	0- 0	NEUTRAL	0- 0	0- 0	0- 0				

RPI 1-25	RPI 26-50	RPI 51-100	RPI 101+	Team's RPI: 313
RPI S Opponent Score	RPI S Opponent Score	RPI S Opponent Score	RPI S Opponent Score	
13 A Green Bay 36 65		75 A IUPUI 43 68	101 A Wright St. 50 60	
		75 H IUPUI 46 82	114 A Milwaukee 44 59	
			114 H Milwaukee 53 76	
			131 A Cleveland St. 67 70	
			131 H Cleveland St. 42 64	
			198 H Eastern Mich. 73 70	
			200 A Youngstown St. 63 76	
			219 H Oakland 63 67	
			237 A Northern Ky. 53 61	
			242 H North Texas 70 67	
			249 A Bradley 48 58	
			257 H Indiana St. 55 46	
			278 H Santa Clara 36 45	
			295 A Loyola Chicago 55 57	
			306 H Jackson St. 63 76	
			307 H Detroit Mercy 58 61	
			316 A Fort Wayne 67 51	
			348 H Evansville 96 77	
LAST 12 Division I GAMES:				
131 H Cleveland St. 42 64	114 H Milwaukee 53 76			
75 A IUPUI 43 68	307 H Detroit Mercy 58 61			
114 A Milwaukee 44 59	219 H Oakland 63 67			
13 A Green Bay 36 65	131 A Cleveland St. 67 70			
237 A Northern Ky. 53 61	200 A Youngstown St. 63 76			
101 A Wright St. 50 60	75 H IUPUI 46 82			

Non-Div I Games: Bethel (IN) 66 46 Ind.-Northwest 74 56

Average RPI Win:	248	WON-LOST	WINNING	LAST 10	STRENGTH OF	OPP. STRENGTH	TEAM	ADJ.	CONF.	ADJ CONF.
Average RPI Loss:	66	RECORD	PCT. RANK	GAMES	SCHEDULE	OF SCHEDULE	RPI	RPI	RPI	RPI
DIV. I ONLY	9- 17	263	0- 10	93	63	206	206	3	3	
DIV. I NON-CONF.	9- 5	99	0- 0	222	164	142	142	4	4	

TOTALS	RPI 1-25	RPI 26-50	W-L RECORDS	RPI 51-100	RPI 101-999	RPI 201+				
9- 17	0- 4	0- 3	OVERALL	0- 7	9- 3	6- 0				
6- 8	0- 1	0- 1	HOME	0- 3	6- 3	6- 0				
1- 9	0- 3	0- 2	AWAY	0- 4	1- 0	0- 0				
2- 0	0- 0	0- 0	NEUTRAL	0- 0	2- 0	0- 0				
9- 5	0- 1	0- 1	NON-CONFERENCE	0- 2	9- 1	6- 0				
6- 2	0- 0	0- 0	HOME	0- 1	6- 1	6- 0				
1- 3	0- 1	0- 1	AWAY	0- 1	1- 0	0- 0				
2- 0	0- 0	0- 0	NEUTRAL	0- 0	2- 0	0- 0				
0- 12	0- 3	0- 2	CONFERENCE	0- 5	0- 2	0- 0				
0- 6	0- 1	0- 1	HOME	0- 2	0- 2	0- 0				
0- 6	0- 2	0- 1	AWAY	0- 3	0- 0	0- 0				
0- 0	0- 0	0- 0	NEUTRAL	0- 0	0- 0	0- 0				

RPI 1-25				RPI 26-50				RPI 51-100				RPI 101+ Team's RPI: 206			
RPI	S	Opponent	Score	RPI	S	Opponent	Score	RPI	S	Opponent	Score	RPI	S	Opponent	Score
14	A	Maryland	65 100	35	A	Michigan	42 86	54	H	Virginia Tech	49 96	103	H	Western Ill.	67 77
18	A	Rutgers	37 76	38	A	FGCU	61 85	58	A	Nebraska	47 62	171	N	Wichita St.	68 67
19	A	Missouri	55 72	40	H	Purdue	54 73	58	H	Nebraska	72 80	175	N	UC Irvine	65 59
20	H	Iowa	71 84					61	H	Michigan St.	55 67	177	A	Memphis	63 47
								73	A	Indiana	54 70	183	H	Wisconsin	61 70
								76	A	Penn St.	59 68	187	H	Northwestern	59 74
								81	A	New Mexico	68 97	239	H	Austin Peay	59 47
												249	H	Bradley	74 62
												257	H	Indiana St.	81 52
												307	H	Detroit Mercy	73 65
												316	H	Fort Wayne	64 50
												339	H	Chicago St.	66 56

LAST 12 Division I GAMES:															
73	A	Indiana	54 70	61	H	Michigan St.	55 67								
40	H	Purdue	54 73	58	H	Nebraska	72 80								
58	A	Nebraska	47 62	20	H	Iowa	71 84								
183	H	Wisconsin	61 70	18	A	Rutgers	37 76								
76	A	Penn St.	59 68	187	H	Northwestern	59 74								
35	A	Michigan	42 86	14	A	Maryland	65 100								

Non-Div I Games:

Illinois

Average RPI Win:	238	WON-LOST	WINNING	LAST 10	STRENGTH OF	OPP. STRENGTH	TEAM	ADJ.	CONF.	ADJ CONF.
Average RPI Loss:	177	RECORD	PCT. RANK	GAMES	SCHEDULE	OF SCHEDULE	RPI	RPI	RPI	RPI
DIV. I ONLY	10- 12	207	4- 6	298	244	265	265	24	24	
DIV. I NON-CONF.	6- 5	153	1- 0	215	219	187	187	22	22	

TOTALS	RPI 1-25	RPI 26-50	W-L RECORDS	RPI 51-100	RPI 101-999	RPI 201+				
10- 12	0- 0	0- 0	OVERALL	0- 2	10- 10	6- 5				
7- 6	0- 0	0- 0	HOME	0- 2	7- 4	4- 1				
2- 6	0- 0	0- 0	AWAY	0- 0	2- 1	2- 1				
1- 0	0- 0	0- 0	NEUTRAL	0- 0	1- 0	0- 0				
6- 5	0- 0	0- 0	NON-CONFERENCE	0- 1	6- 4	3- 1				
4- 2	0- 0	0- 0	HOME	0- 1	4- 1	2- 0				
1- 3	0- 0	0- 0	AWAY	0- 0	1- 3	1- 1				
1- 0	0- 0	0- 0	NEUTRAL	0- 0	1- 0	0- 0				
4- 7	0- 0	0- 0	CONFERENCE	0- 1	4- 6	3- 4				
3- 4	0- 0	0- 0	HOME	0- 1	3- 3	2- 1				
1- 3	0- 0	0- 0	AWAY	0- 0	1- 3	1- 3				
0- 0	0- 0	0- 0	NEUTRAL	0- 0	0- 0	0- 0				

RPI 1-25				RPI 26-50				RPI 51-100				RPI 101+ Team's RPI: 265					
RPI	S	Opponent	Score	RPI	S	Opponent	Score	RPI	S	Opponent	Score	RPI	S	Opponent	Score		
								85	H	Drake	58	65	112	A	George Mason	37	56
								96	H	Butler	45	56	114	A	Milwaukee	59	61
													120	H	Missouri St.	50	56
													131	H	Cleveland St.	47	56
													134	N	Northeastern	65	55
													143	H	SIUE	62	47
													145	H	Southern Ill.	49	46
													156	H	UNI	36	58
													198	H	Eastern Mich.	65	56
													219	A	Oakland	43	64
													237	H	Northern Ky.	49	37
													249	H	Bradley	42	62
													257	A	Indiana St.	49	52
													260	H	UMKC	64	53
													290	A	Valparaiso	50	56
													290	H	Valparaiso	63	55
													295	A	Loyola Chicago	59	62
													295	H	Loyola Chicago	57	49
													327	A	Long Beach St.	59	51
													348	A	Evansville	67	43
LAST 12 Division I GAMES:																	
				290	H	Valparaiso	63	55	145	H	Southern Ill.	49	46				
				295	H	Loyola Chicago	57	49	120	H	Missouri St.	50	56				
				156	H	UNI	36	58	295	A	Loyola Chicago	59	62				
				85	H	Drake	58	65	290	A	Valparaiso	50	56				
				257	A	Indiana St.	49	52	249	H	Bradley	42	62				
				348	A	Evansville	67	43	134	N	Northeastern	65	55				

Non-Div I Games:

Illinois St.

Average RPI Win: 290	WON-LOST RECORD	WINNING PCT. RANK	LAST 10 GAMES	STRENGTH OF SCHEDULE	OPP. STRENGTH OF SCHEDULE	TEAM RPI	ADJ. RPI	CONF. RPI	ADJ CONF. RPI
Average RPI Loss: 174									
DIV. I ONLY	2- 19	337	2- 8	136	326	315	315	25	25
DIV. I NON-CONF.	0- 10	337	0- 1	16	314	273	273	25	25

TOTALS	RPI 1-25	RPI 26-50	W-L RECORDS	RPI 51-100	RPI 101-999	RPI 201+			
2- 19	0- 0	0- 2	OVERALL	0- 2	2- 15	2- 8			
1- 8	0- 0	0- 0	HOME	0- 1	1- 7	1- 5			
1- 11	0- 0	0- 0	AWAY	0- 0	1- 2	1- 1			
0- 0	0- 0	0- 0	NEUTRAL	0- 0	0- 0	0- 0			
0- 10	0- 0	0- 2	NON-CONFERENCE	0- 2	0- 6	0- 2			
0- 3	0- 0	0- 0	HOME	0- 1	0- 2	0- 1			
0- 7	0- 0	0- 2	AWAY	0- 1	0- 4	0- 1			
0- 0	0- 0	0- 0	NEUTRAL	0- 0	0- 0	0- 0			
2- 9	0- 0	0- 0	CONFERENCE	0- 0	2- 9	2- 6			
1- 5	0- 0	0- 0	HOME	0- 0	1- 5	1- 4			
1- 4	0- 0	0- 0	AWAY	0- 0	1- 4	1- 2			
0- 0	0- 0	0- 0	NEUTRAL	0- 0	0- 0	0- 0			

RPI S Opponent	Score	RPI S Opponent	Score	RPI S Opponent	Score	RPI S Opponent	Score
44 A Oklahoma St.	35 86	72 H South Dakota	51 81	108 A Rice	43 60		
49 A Houston	67 98	87 A Utah	31 90	109 A Lamar University	54 77		
				127 A SFA	49 60		
				129 H Central Ark.	35 57		
				146 H Texas St.	33 74		
				159 A Weber St.	55 79		
				194 A UT Arlington	48 61		
				225 A New Orleans	50 52		
				225 H New Orleans	45 72		
				226 A Texas Tech	54 80		
				248 H Nicholls St.	64 62		
				258 H A&M-Corpus Christi	58 62		
				261 H McNeese	57 66		
				287 H Massachusetts	45 64		
				289 A Southeastern La.	54 65		
				318 H Houston Baptist	56 58		
				332 A Sam Houston St.	56 49		

LAST 12 Division I GAMES:							
289 A Southeastern La.	54 65	127 A SFA	49 60				
258 H A&M-Corpus Christi	58 62	129 H Central Ark.	35 57				
225 H New Orleans	45 72	332 A Sam Houston St.	56 49				
318 H Houston Baptist	56 58	248 H Nicholls St.	64 62				
225 A New Orleans	50 52	261 H McNeese	57 66				
109 A Lamar University	54 77	226 A Texas Tech	54 80				

Non-Div I Games: Mary Hardin-Baylor 76 58

Incarnate Word

Average RPI Win:	138	WON-LOST	WINNING	LAST 10	STRENGTH OF	OPP. STRENGTH	TEAM	ADJ.	CONF.	ADJ CONF.
Average RPI Loss:	43	RECORD	PCT. RANK	GAMES	SCHEDULE	OF SCHEDULE	RPI	RPI	RPI	RPI
DIV. I ONLY	13- 12	169	6- 4	14	19	73	73	3	3	
DIV. I NON-CONF.	7- 6	165	0- 0	13	45	73	73	4	4	

TOTALS	RPI 1-25	RPI 26-50	W-L RECORDS	RPI 51-100	RPI 101-999	RPI 201+				
13- 12	1- 5	1- 2	OVERALL	3- 5	8- 0	4- 0				
9- 5	1- 2	1- 0	HOME	1- 3	6- 0	3- 0				
3- 5	0- 2	0- 1	AWAY	1- 2	2- 0	1- 0				
1- 2	0- 1	0- 1	NEUTRAL	1- 0	0- 0	0- 0				
7- 6	0- 2	0- 1	NON-CONFERENCE	2- 3	5- 0	3- 0				
4- 3	0- 1	0- 0	HOME	1- 2	3- 0	2- 0				
2- 1	0- 0	0- 0	AWAY	0- 1	2- 0	1- 0				
1- 2	0- 1	0- 1	NEUTRAL	1- 0	0- 0	0- 0				
6- 6	1- 3	1- 1	CONFERENCE	1- 2	3- 0	1- 0				
5- 2	1- 1	1- 0	HOME	0- 1	3- 0	1- 0				
1- 4	0- 2	0- 1	AWAY	1- 1	0- 0	0- 0				
0- 0	0- 0	0- 0	NEUTRAL	0- 0	0- 0	0- 0				

RPI 1-25				RPI 26-50				RPI 51-100 Team's RPI: 73				RPI 101+			
RPI	S	Opponent	Score	RPI	S	Opponent	Score	RPI	S	Opponent	Score	RPI	S	Opponent	Score
4	H	Louisville	59 72	30	N	Virginia	72 82	52	H	Western Ky.	73 71	118	A	Yale	72 68
5	A	Ohio St.	70 85	35	A	Michigan	79 84	61	A	Michigan St.	69 65	168	H	Southern U.	64 49
5	H	Ohio St.	62 77	40	H	Purdue	72 54	61	H	Michigan St.	46 68	183	H	Wisconsin	69 55
14	A	Maryland	70 74					71	N	UAB	71 63	187	H	Northwestern	78 73
18	H	Rutgers	64 58					76	A	Penn St.	74 77	206	H	Illinois	70 54
19	N	Missouri	55 75					84	A	Saint Mary's (CA)	82 88	215	H	Arkansas St.	93 51
								90	H	Chattanooga	61 64	237	A	Northern Ky.	67 56
								93	H	Auburn	53 65	242	H	North Texas	68 63

LAST 12 Division I GAMES:															
206	H	Illinois	70 54	5	H	Ohio St.	62 77								
187	H	Northwestern	78 73	35	A	Michigan	79 84								
18	H	Rutgers	64 58	40	H	Purdue	72 54								
183	H	Wisconsin	69 55	76	A	Penn St.	74 77								
61	A	Michigan St.	69 65	5	A	Ohio St.	70 85								
14	A	Maryland	70 74	61	H	Michigan St.	46 68								

Non-Div I Games:

Indiana

Average RPI Win:	289	WON-LOST	WINNING	LAST 10	STRENGTH OF	OPP. STRENGTH	TEAM	ADJ.	CONF.	ADJ CONF.
Average RPI Loss:	129	RECORD	PCT. RANK	GAMES	SCHEDULE	OF SCHEDULE	RPI	RPI	RPI	RPI
DIV. I ONLY	7- 13	257	6- 4	221	211	257	257	24	24	
DIV. I NON-CONF.	1- 9	318	0- 2	85	133	276	276	22	22	
<hr/>										
TOTALS	RPI 1-25	RPI 26-50	W-L RECORDS	RPI 51-100	RPI 101-999	RPI 201+				
7- 13	0- 0	0- 1	OVERALL	0- 5	7- 7	7- 2				
3- 7	0- 0	0- 1	HOME	0- 2	3- 4	3- 0				
3- 5	0- 0	0- 0	AWAY	0- 2	3- 3	3- 2				
1- 1	0- 0	0- 0	NEUTRAL	0- 1	1- 0	1- 0				
1- 9	0- 0	0- 1	NON-CONFERENCE	0- 4	1- 4	1- 2				
0- 5	0- 0	0- 1	HOME	0- 2	0- 2	0- 0				
0- 3	0- 0	0- 0	AWAY	0- 1	0- 2	0- 2				
1- 1	0- 0	0- 0	NEUTRAL	0- 1	1- 0	1- 0				
6- 4	0- 0	0- 0	CONFERENCE	0- 1	6- 3	6- 0				
3- 2	0- 0	0- 0	HOME	0- 0	3- 2	3- 0				
3- 2	0- 0	0- 0	AWAY	0- 1	3- 1	3- 0				
0- 0	0- 0	0- 0	NEUTRAL	0- 0	0- 0	0- 0				

RPI	S	Opponent	Score	RPI	S	Opponent	Score	RPI	S	Opponent	Score	RPI	S	Opponent	Score	Team's RPI: 257
27	H	Central Mich.	67	77	72	N	South Dakota	59	71	102	H	Saint Louis	59	60		
					75	A	IUPUI	57	86	120	H	Missouri St.	63	77		
					85	A	Drake	64	85	145	H	Southern Ill.	45	64		
					89	H	Miami (OH)	56	68	156	A	UNI	53	59		
					96	H	Butler	51	60	193	H	Fla. Atlantic	58	66		
										206	A	Illinois	52	81		
										226	N	Montana	57	45		
										249	H	Bradley	65	50		
										265	H	Illinois St.	52	49		
										290	A	Valparaiso	67	54		
										295	A	Loyola Chicago	73	65		
										313	A	Ill.-Chicago	46	55		
										348	A	Evansville	66	57		
										348	H	Evansville	56	48		
LAST 12 Division I GAMES:																
348	A	Evansville	66	57	85	A	Drake	64	85							
290	A	Valparaiso	67	54	348	H	Evansville	56	48							
295	A	Loyola Chicago	73	65	145	H	Southern Ill.	45	64							
265	H	Illinois St.	52	49	120	H	Missouri St.	63	77							
249	H	Bradley	65	50	96	H	Butler	51	60							
156	A	UNI	53	59	89	H	Miami (OH)	56	68							

Non-Div I Games: Missouri S&T 84 51

Indiana St.

Average RPI Win: 344
Average RPI Loss: 189

Average RPI Win: 344		WON-LOST RECORD	WINNING PCT. RANK	LAST 10 GAMES	STRENGTH OF SCHEDULE	OPP. STRENGTH OF SCHEDULE	TEAM RPI	ADJ. RPI	CONF. RPI	ADJ CONF. RPI
Average RPI Loss: 189										
DIV. I ONLY		1- 23	348	1- 9	212	285	338	338	28	28
DIV. I NON-CONF.		0- 11	337	0- 0	116	253	322	322	26	26
TOTALS		RPI 1-25	RPI 26-50	W-L RECORDS		RPI 51-100	RPI 101-999	RPI 201+		
1- 23	0- 0		0- 0	OVERALL		0- 6	1- 17	1- 11		
1- 11	0- 0		0- 0	HOME		0- 2	1- 9	1- 5		
0- 12	0- 0		0- 0	AWAY		0- 4	0- 8	0- 6		
0- 0	0- 0		0- 0	NEUTRAL		0- 0	0- 0	0- 0		
0- 11	0- 0		0- 0	NON-CONFERENCE		0- 4	0- 7	0- 4		
0- 5	0- 0		0- 0	HOME		0- 1	0- 4	0- 1		
0- 6	0- 0		0- 0	AWAY		0- 3	0- 3	0- 3		
0- 0	0- 0		0- 0	NEUTRAL		0- 0	0- 0	0- 0		
1- 12	0- 0		0- 0	CONFERENCE		0- 2	1- 10	1- 7		
1- 6	0- 0		0- 0	HOME		0- 1	1- 5	1- 4		
0- 6	0- 0		0- 0	AWAY		0- 1	0- 5	0- 3		
0- 0	0- 0		0- 0	NEUTRAL		0- 0	0- 0	0- 0		

RPI 1-25				RPI 26-50				RPI 51-100				RPI 101+				Team's RPI: 338	
RPI	S	Opponent	Score	RPI	S	Opponent	Score	RPI	S	Opponent	Score	RPI	S	Opponent	Score		
								55	A	Duquesne	59	80	133	H	Bucknell	53	60
								60	A	Quinnipiac	47	90	150	H	Kansas	58	72
								60	H	Quinnipiac	38	74	166	A	Marist	55	75
								63	H	Toledo	57	74	179	H	Temple	54	59
								74	A	Fordham	48	78	197	A	Siena	51	64
								98	A	Jacksonville	62	71	197	H	Siena	48	70
													211	A	Stony Brook	46	63
													230	H	Hofstra	43	68
													238	A	Niagara	59	73
													252	A	Manhattan	63	67
													253	H	Fairfield	68	78
													267	H	Rider	49	62
													274	A	St. Francis Brooklyn	63	72
													283	A	Arizona	58	71
													296	H	Canisius	49	53
													300	A	Monmouth	56	68
													300	H	Monmouth	56	62
													344	H	Saint Peter's	52	42
LAST 12 Division I GAMES:																	
				253	H	Fairfield	68	78	197	H	Siena	48	70				
				60	A	Quinnipiac	47	90	252	A	Manhattan	63	67				
				166	A	Marist	55	75	300	H	Monmouth	56	62				
				344	H	Saint Peter's	52	42	60	H	Quinnipiac	38	74				
				267	H	Rider	49	62	197	A	Siena	51	64				
				300	A	Monmouth	56	68	296	H	Canisius	49	53				

Non-Div l Games:

lona

Average RPI Win:	123	WON-LOST	WINNING	LAST 10	STRENGTH OF	OPP. STRENGTH	TEAM	ADJ.	CONF.	ADJ CONF.
Average RPI Loss:	37	RECORD	PCT. RANK	GAMES	SCHEDULE	OF SCHEDULE	RPI	RPI	RPI	RPI
DIV. I ONLY	19- 6	43	5- 5	16	60	20	20	3	3	
DIV. I NON-CONF.	12- 1	6	0- 0	58	106	16	16	4	4	

TOTALS	RPI 1-25	RPI 26-50	W-L RECORDS	RPI 51-100	RPI 101-999	RPI 201+				
19- 6	1- 2	2- 2	OVERALL	6- 2	10- 0	3- 0				
11- 3	1- 1	2- 1	HOME	4- 1	4- 0	1- 0				
5- 3	0- 1	0- 1	AWAY	1- 1	4- 0	1- 0				
3- 0	0- 0	0- 0	NEUTRAL	1- 0	2- 0	1- 0				
12- 1	0- 1	0- 0	NON-CONFERENCE	4- 0	8- 0	2- 0				
7- 1	0- 1	0- 0	HOME	3- 0	4- 0	1- 0				
2- 0	0- 0	0- 0	AWAY	0- 0	2- 0	0- 0				
3- 0	0- 0	0- 0	NEUTRAL	1- 0	2- 0	1- 0				
7- 5	1- 1	2- 2	CONFERENCE	2- 2	2- 0	1- 0				
4- 2	1- 0	2- 1	HOME	1- 1	0- 0	0- 0				
3- 3	0- 1	0- 1	AWAY	1- 1	2- 0	1- 0				
0- 0	0- 0	0- 0	NEUTRAL	0- 0	0- 0	0- 0				

RPI	S	Opponent	Score	RPI	S	Opponent	Score	RPI	S	Opponent	Score	RPI	S	Opponent	Score
5	H	Ohio St.	103 89	35	H	Michigan	82 72	52	H	Western Ky.	104 97	107	H	Western Mich.	79 56
6	H	Florida St.	93 94	40	H	Purdue	70 76	58	A	Nebraska	65 74	115	A	Iowa St.	61 55
14	A	Maryland	64 80	47	A	Minnesota	72 77	58	H	Nebraska	74 92	126	H	Northern Ill.	105 80
				47	H	Minnesota	92 84	60	H	Quinnipiac	83 67	156	A	UNI	71 47
								61	A	Michigan St.	71 68	167	H	Samford	80 59
								68	N	Elon	74 61	180	N	Charlotte	77 64
								76	H	Penn St.	80 76	183	A	Wisconsin	56 46
								85	H	Drake	79 66	206	A	Illinois	84 71
												275	N	Morgan St.	90 46
												337	H	Ark.-Pine Bluff	85 45

LAST 12 Division I GAMES:															
				76	H	Penn St.	80 76	58	A	Nebraska	65 74				
				47	H	Minnesota	92 84	40	H	Purdue	70 76				
				61	A	Michigan St.	71 68	206	A	Illinois	84 71				
				58	H	Nebraska	74 92	14	A	Maryland	64 80				
				5	H	Ohio St.	103 89	35	H	Michigan	82 72				
				47	A	Minnesota	72 77	183	A	Wisconsin	56 46				

Non-Div I Games:

Iowa

Average RPI Win:	175	WON-LOST	WINNING	LAST 10	STRENGTH OF	OPP. STRENGTH	TEAM	ADJ.	CONF.	ADJ CONF.
Average RPI Loss:	56	RECORD	PCT. RANK	GAMES	SCHEDULE	OF SCHEDULE	RPI	RPI	RPI	RPI
DIV. I ONLY	10- 13	213	3- 7	44	32	115	115	5	5	
DIV. I NON-CONF.	6- 5	153	0- 0	186	52	158	158	5	5	
<hr/>										
TOTALS	RPI 1-25	RPI 26-50	W-L RECORDS	RPI 51-100	RPI 101-999	RPI 201+				
10- 13	0- 4	1- 2	OVERALL	3- 5	6- 2	5- 0				
6- 6	0- 2	0- 1	HOME	1- 3	5- 0	4- 0				
3- 6	0- 2	1- 0	AWAY	1- 2	1- 2	1- 0				
1- 1	0- 0	0- 1	NEUTRAL	1- 0	0- 0	0- 0				
6- 5	0- 1	0- 1	NON-CONFERENCE	2- 1	4- 2	4- 0				
5- 1	0- 1	0- 0	HOME	1- 0	4- 0	4- 0				
0- 3	0- 0	0- 0	AWAY	0- 1	0- 2	0- 0				
1- 1	0- 0	0- 1	NEUTRAL	1- 0	0- 0	0- 0				
4- 8	0- 3	1- 1	CONFERENCE	1- 4	2- 0	1- 0				
1- 5	0- 1	0- 1	HOME	0- 3	1- 0	0- 0				
3- 3	0- 2	1- 0	AWAY	1- 1	1- 0	1- 0				
0- 0	0- 0	0- 0	NEUTRAL	0- 0	0- 0	0- 0				

RPI 1-25				RPI 26-50				RPI 51-100				RPI 101+ Team's RPI: 115			
RPI	S	Opponent	Score	RPI	S	Opponent	Score	RPI	S	Opponent	Score	RPI	S	Opponent	Score
8	A	Bayl or	49 89	27	N	Central Mich.	60 81	53	A	West Virginia	49 57	123	A	Vanderbilt	74 77
8	H	Bayl or	50 79	29	H	Oklahoma	69 74	53	H	West Virginia	59 69	150	H	Kansas	71 69
11	A	Texas	55 87	44	A	Oklahoma St.	78 69	62	H	TCU	52 75	156	A	UNI	53 57
20	H	Iowa	55 61					72	H	South Dakota	81 76	226	A	Texas Tech	66 54
								85	A	Drake	80 83	235	H	UC Riverside	89 66
								88	A	Kansas St.	80 45	248	H	Nicholls St.	75 47
								88	H	Kansas St.	60 67	260	H	UMKC	61 45
								97	N	Tulane	67 64	334	H	N. C. Central	99 58
<hr/>															
LAST 12 Division I GAMES:															
88	A	Kansas St.	80 45	226	A	Texas Tech	66 54	88	H	Kansas St.	60 67				
62	H	TCU	52 75	53	A	West Virginia	49 57	8	A	Bayl or	49 89				
11	A	Texas	55 87	29	H	Oklahoma	69 74	150	H	Kansas	71 69				
44	A	Oklahoma St.	78 69												
53	H	West Virginia	59 69												
8	H	Bayl or	50 79												

Non-Div I Games:

Iowa St.

Average RPI Win:	297	WON-LOST	WINNING	LAST 10	STRENGTH OF	OPP. STRENGTH	TEAM	ADJ.	CONF.	ADJ CONF.
Average RPI Loss:	241	RECORD	PCT. RANK	GAMES	SCHEDULE	OF SCHEDULE	RPI	RPI	RPI	RPI
DIV. I ONLY	9- 7	137	6- 4	349	335	306	306	32	32	
DIV. I NON-CONF.	2- 3	214	0- 0	349	229	343	343	32	32	

TOTALS	RPI 1-25	RPI 26-50	W-L RECORDS	RPI 51-100	RPI 101-999	RPI 201+				
9- 7	0- 0	0- 0	OVERALL	0- 0	9- 7	9- 4				
5- 3	0- 0	0- 0	HOME	0- 0	5- 3	5- 2				
4- 4	0- 0	0- 0	AWAY	0- 0	4- 0	4- 0				
0- 0	0- 0	0- 0	NEUTRAL	0- 0	0- 0	0- 0				
2- 3	0- 0	0- 0	NON-CONFERENCE	0- 0	2- 3	2- 2				
0- 1	0- 0	0- 0	HOME	0- 0	0- 1	0- 1				
2- 2	0- 0	0- 0	AWAY	0- 0	2- 2	2- 1				
0- 0	0- 0	0- 0	NEUTRAL	0- 0	0- 0	0- 0				
7- 4	0- 0	0- 0	CONFERENCE	0- 0	7- 4	7- 2				
5- 2	0- 0	0- 0	HOME	0- 0	5- 2	5- 1				
2- 2	0- 0	0- 0	AWAY	0- 0	2- 2	2- 1				
0- 0	0- 0	0- 0	NEUTRAL	0- 0	0- 0	0- 0				

RPI 1-25				RPI 26-50				RPI 51-100				RPI 101+				Team's RPI: 306
RPI	S	Opponent	Score	RPI	S	Opponent	Score	RPI	S	Opponent	Score	RPI	S	Opponent	Score	
												168	A	Southern U.	76	86
												168	H	Southern U.	58	68
												177	A	Memphi s	53	64
												244	H	Grambl ing	82	70
												248	H	Ni choll s St.	64	90
												250	H	Texas Southern	74	77
												262	H	Prai rie Vi ew	70	61
												276	A	Al corn	74	51
												276	H	Al corn	94	69
												308	H	Al abama A&M	59	43
												313	A	Ill . -Chi cago	76	63
												317	H	Al abama St.	70	61
												332	A	Sam Houston St.	68	74
												337	A	Ark. -Pi ne Bl uff	60	54
												339	A	Chi cago St.	87	69
												342	A	Mi ssi ssi ppi Val .	61	72
LAST 12 Division I GAMES:																
				168	H	Southern U.	58	68	250	H	Texas Southern	74	77			
				276	H	Al corn	94	69	168	A	Southern U.	76	86			
				337	A	Ark. -Pi ne Bl uff	60	54	276	A	Al corn	74	51			
				342	A	Mi ssi ssi ppi Val .	61	72	308	H	Al abama A&M	59	43			
				244	H	Grambl ing	82	70	317	H	Al abama St.	70	61			
				262	H	Prai rie Vi ew	70	61	177	A	Memphi s	53	64			

Non-Div I Games: Philander Smith 88 56 Millsaps 79 41 LSU-Shreveport 85 86 Spring Hill 77 50 Jackson St.

Average RPI Win:	247	WON-LOST	WINNING	LAST 10	STRENGTH OF	OPP. STRENGTH	TEAM	ADJ.	CONF.	ADJ CONF.
Average RPI Loss:	80	RECORD	PCT. RANK	GAMES	SCHEDULE	OF SCHEDULE	RPI	RPI	RPI	RPI
DIV. I ONLY	14- 7	76	8- 2	220	187	98	98	22	22	
DIV. I NON-CONF.	7- 5	132	2- 1	239	161	113	113	21	21	
<hr/>										
TOTALS	RPI 1-25	RPI 26-50	W-L RECORDS	RPI 51-100	RPI 101-999	RPI 201+				
14- 7	0- 2	0- 2	OVERALL	0- 0	14- 3	10- 0				
6- 1	0- 0	0- 1	HOME	0- 0	6- 0	5- 0				
7- 6	0- 2	0- 1	AWAY	0- 0	7- 3	4- 0				
1- 0	0- 0	0- 0	NEUTRAL	0- 0	1- 0	1- 0				
7- 5	0- 2	0- 0	NON-CONFERENCE	0- 0	7- 3	5- 0				
3- 0	0- 0	0- 0	HOME	0- 0	3- 0	3- 0				
3- 5	0- 2	0- 0	AWAY	0- 0	3- 3	1- 0				
1- 0	0- 0	0- 0	NEUTRAL	0- 0	1- 0	1- 0				
7- 2	0- 0	0- 2	CONFERENCE	0- 0	7- 0	5- 0				
3- 1	0- 0	0- 1	HOME	0- 0	3- 0	2- 0				
4- 1	0- 0	0- 1	AWAY	0- 0	4- 0	3- 0				
0- 0	0- 0	0- 0	NEUTRAL	0- 0	0- 0	0- 0				

RPI 1-25				RPI 26-50				RPI 51-100				Team's RPI: 98				RPI 101+			
RPI	S	Opponent	Score	RPI	S	Opponent	Score	RPI	S	Opponent	Score	RPI	S	Opponent	Score	RPI	S	Opponent	Score
6	A	Florida St.	50 82	38	A	FGCU	58 63					105	A	Alabama	60 75				
22	A	NC State	44 64	38	H	FGCU	63 65					110	A	South Ala.	60 58				
																128	A	Bethune-Cookman	68 58
																169	A	Stetson	61 54
																169	H	Stetson	73 63
																170	A	Florida	59 69
																181	A	Troy	88 89
																228	A	North Florida	66 48
																237	N	Northern Ky.	61 49
																248	A	Nicholls St.	69 61
																264	H	Lipscomb	70 48
																285	H	Kennesaw St.	84 49
																294	A	USC Upstate	71 45
																300	H	Monmouth	74 65
																338	H	Iona	71 62
																340	H	Savannah St.	74 46
																346	A	NJIT	88 58
LAST 12 Division I GAMES:																			
169	A	Stetson	61 54	285	H	Kennesaw St.	84 49												
38	H	FGCU	63 65	264	H	Lipscomb	70 48												
169	H	Stetson	73 63	228	A	North Florida	66 48												
38	A	FGCU	58 63	340	H	Savannah St.	74 46												
294	A	USC Upstate	71 45	6	A	Florida St.	50 82												
346	A	NJIT	88 58	237	N	Northern Ky.	61 49												

Non-Div I Games: Flagler 79 52 Webber Int'l 64 43 Edward Waters 79 58

Jacksonville

Loss, Non-Conf, S Site, H Home A Away N Neutral

Average RPI Win:	270	WON-LOST	WINNING	LAST 10	STRENGTH OF	OPP. STRENGTH	TEAM	ADJ.	CONF.	ADJ CONF.
Average RPI Loss:	169	RECORD	PCT. RANK	GAMES	SCHEDULE	OF SCHEDULE	RPI	RPI	RPI	RPI
DIV. I ONLY	12- 10	144	5- 5	275	300	202	202	26	26	
DIV. I NON-CONF.	4- 5	202	0- 0	247	196	212	212	27	27	

TOTALS	RPI 1-25	RPI 26-50	W-L RECORDS	RPI 51-100	RPI 101-999	RPI 201+				
12- 10	0- 1	0- 0	OVERALL	0- 3	12- 6	12- 3				
7- 3	0- 1	0- 0	HOME	0- 0	7- 2	7- 1				
4- 7	0- 0	0- 0	AWAY	0- 3	4- 0	4- 0				
1- 0	0- 0	0- 0	NEUTRAL	0- 0	1- 0	1- 0				
4- 5	0- 1	0- 0	NON-CONFERENCE	0- 2	4- 2	4- 1				
2- 1	0- 1	0- 0	HOME	0- 0	2- 0	2- 0				
1- 4	0- 0	0- 0	AWAY	0- 2	1- 2	1- 1				
1- 0	0- 0	0- 0	NEUTRAL	0- 0	1- 0	1- 0				
8- 5	0- 0	0- 0	CONFERENCE	0- 1	8- 4	8- 2				
5- 2	0- 0	0- 0	HOME	0- 0	5- 2	5- 1				
3- 3	0- 0	0- 0	AWAY	0- 1	3- 2	3- 1				
0- 0	0- 0	0- 0	NEUTRAL	0- 0	0- 0	0- 0				

RPI 1-25				RPI 26-50				RPI 51-100				RPI 101+ Team's RPI: 202			
RPI	S	Opponent	Score	RPI	S	Opponent	Score	RPI	S	Opponent	Score	RPI	S	Opponent	Score
6	H	Florida St.	51 75					70	A	Belmont	55 71	140	A	Clemson	45 53
								89	A	Miami (OH)	55 58	143	A	SIUE	41 65
								95	A	Seton Hall	54 73	201	H	UT Martin	57 61
												204	A	Morehead St.	67 65
												204	H	Morehead St.	70 64
												208	N	East Carolina	82 73
												221	H	Southeast Mo. St.	55 48
												225	A	New Orleans	59 54
												239	H	Austin Peay	65 47
												298	H	Murray St.	97 65
												308	H	Alabama A&M	49 33
												309	H	Tennessee Tech	58 60
												319	A	Georgia St.	41 55
												322	A	Eastern Ky.	44 48
												322	H	Eastern Ky.	65 51
												331	H	Rhode Island	63 53
												333	A	Tennessee St.	75 56
												345	A	Eastern Ill.	59 50
LAST 12 Division I GAMES:															
309	H	Tennessee Tech	58 60	204	A	Morehead St.	67 65								
143	A	SIUE	41 65	239	H	Austin Peay	65 47								
345	A	Eastern Ill.	59 50	298	H	Murray St.	97 65								
221	H	Southeast Mo. St.	55 48	70	A	Belmont	55 71								
201	H	UT Martin	57 61	333	A	Tennessee St.	75 56								
322	A	Eastern Ky.	44 48	204	H	Morehead St.	70 64								

Non-Div I Games: Stillman 93 38 Brewton-Parker 103 44

Jacksonville St.

Loss,
Non-Conf, S Site,
H Home
A Away
N Neutral

Average RPI Win:	206	WON-LOST	WINNING	LAST 10	STRENGTH OF	OPP. STRENGTH	TEAM	ADJ.	CONF.	ADJ CONF.
Average RPI Loss:	53	RECORD	PCT. RANK	GAMES	SCHEDULE	OF SCHEDULE	RPI	RPI	RPI	RPI
DIV. I ONLY	14- 8	100	9- 1	74	100	77	77	10	10	
DIV. I NON-CONF.	4- 7	226	1- 0	48	21	152	152	12	12	

TOTALS	RPI 1-25	RPI 26-50	W-L RECORDS	RPI 51-100	RPI 101-999	RPI 201+				
14- 8	0- 4	0- 1	OVERALL	3- 2	11- 1	9- 0				
8- 3	0- 2	0- 0	HOME	3- 0	5- 1	5- 0				
6- 4	0- 1	0- 1	AWAY	0- 2	6- 0	4- 0				
0- 1	0- 1	0- 0	NEUTRAL	0- 0	0- 0	0- 0				
4- 7	0- 4	0- 1	NON-CONFERENCE	1- 1	3- 1	3- 0				
3- 3	0- 2	0- 0	HOME	1- 0	2- 1	2- 0				
1- 3	0- 1	0- 1	AWAY	0- 1	1- 0	1- 0				
0- 1	0- 1	0- 0	NEUTRAL	0- 0	0- 0	0- 0				
10- 1	0- 0	0- 0	CONFERENCE	2- 1	8- 0	6- 0				
5- 0	0- 0	0- 0	HOME	2- 0	3- 0	3- 0				
5- 1	0- 0	0- 0	AWAY	0- 1	5- 0	3- 0				
0- 0	0- 0	0- 0	NEUTRAL	0- 0	0- 0	0- 0				

RPI 1-25				RPI 26-50				RPI 51-100 Team's RPI: 77				RPI 101+			
RPI	S	Opponent	Score	RPI	S	Opponent	Score	RPI	S	Opponent	Score	RPI	S	Opponent	Score
6	H	Florida St.	63 79	45	A	Dayton	54 82	56	H	Drexel	56 48	134	A	Northeastern	60 57
10	A	Tennessee	60 89					59	A	St. John's (NY)	64 81	139	A	William & Mary	86 41
18	H	Rutgers	63 76					68	A	Elon	43 50	192	H	Saint Joseph's	66 73
25	N	Villanova	57 60					68	H	Elon	70 67	230	A	Hofstra	55 42
								99	H	Liberty	58 47	230	H	Hofstra	73 56
												259	A	Col. of Charleston	67 45
												259	H	Col. of Charleston	67 53
												263	H	Towson	69 45
												268	A	UNCW	63 48
												271	A	Vermont	68 56
												282	H	Bryant	67 36
												323	H	Wagner	68 45
LAST 12 Division I GAMES:															
				68	A	Elon	43 50	68	H	Elon	70 67				
				139	A	William & Mary	86 41	56	H	Drexel	56 48				
				259	H	Col. of Charleston	67 53	263	H	Towson	69 45				
				230	H	Hofstra	73 56	134	A	Northeastern	60 57				
				268	A	UNCW	63 48	230	A	Hofstra	55 42				
				259	A	Col. of Charleston	67 45	282	H	Bryant	67 36				

Non-Div I Games:

James Madison

Average RPI Win:	205	WON-LOST	WINNING	LAST 10	STRENGTH OF	OPP. STRENGTH	TEAM	ADJ.	CONF.	ADJ CONF.
Average RPI Loss:	64	RECORD	PCT. RANK	GAMES	SCHEDULE	OF SCHEDULE	RPI	RPI	RPI	RPI
DIV. I ONLY	11- 12	190	1- 9	78	64	150	150	5	5	
DIV. I NON-CONF.	9- 2	34	0- 0	240	222	94	94	5	5	

TOTALS	RPI 1-25	RPI 26-50	W-L RECORDS	RPI 51-100	RPI 101-999	RPI 201+				
11- 12	0- 3	0- 2	OVERALL	2- 5	9- 2	7- 1				
9- 6	0- 2	0- 0	HOME	2- 3	7- 1	5- 1				
2- 6	0- 1	0- 2	AWAY	0- 2	2- 1	2- 0				
0- 0	0- 0	0- 0	NEUTRAL	0- 0	0- 0	0- 0				
9- 2	0- 0	0- 0	NON-CONFERENCE	1- 2	8- 0	6- 0				
8- 1	0- 0	0- 0	HOME	1- 1	7- 0	5- 0				
1- 1	0- 0	0- 0	AWAY	0- 1	1- 0	1- 0				
0- 0	0- 0	0- 0	NEUTRAL	0- 0	0- 0	0- 0				
2- 10	0- 3	0- 2	CONFERENCE	1- 3	1- 2	1- 1				
1- 5	0- 2	0- 0	HOME	1- 2	0- 1	0- 1				
1- 5	0- 1	0- 2	AWAY	0- 1	1- 1	1- 0				
0- 0	0- 0	0- 0	NEUTRAL	0- 0	0- 0	0- 0				

RPI 1-25				RPI 26-50				RPI 51-100				RPI 101+ Team's RPI: 150			
RPI	S	Opponent	Score	RPI	S	Opponent	Score	RPI	S	Opponent	Score	RPI	S	Opponent	Score
8	H	Bayl or	48 83	29	A	Okl ahoma	64 97	53	H	West Vi rgini a	54 74	108	H	Ri ce	73 65
11	A	Texas	62 79	44	A	Okl ahoma St.	63 92	58	H	Nebraska	49 66	115	A	Iowa St.	69 71
11	H	Texas	41 55					59	A	St. John's (NY)	53 65	118	H	Yale	81 75
								62	A	TCU	66 76	221	H	Southeast Mo. St.	51 50
								62	H	TCU	86 77	226	A	Texas Tech	60 47
								88	H	Kansas St.	59 63	226	H	Texas Tech	56 68
								92	H	Arkansas	71 60	246	H	Campbell	66 48
												250	H	Texas Southern	72 37
												260	H	UMKC	63 48
												330	H	Delaware St.	81 49
												338	A	Iona	72 58

LAST 12 Division I GAMES:															
44	A	Okl ahoma St.	63 92	11	A	Texas	62 79	53	H	West Vi rgini a	54 74				
11	H	Texas	41 55					8	H	Bayl or	48 83				
88	H	Kansas St.	59 63					226	A	Texas Tech	60 47				
29	A	Okl ahoma	64 97					62	H	TCU	86 77				
62	A	TCU	66 76					115	A	Iowa St.	69 71				
226	H	Texas Tech	56 68												

Non-Div I Games:

Kansas

Average RPI Win: 173		WON-LOST	WINNING	LAST 10	STRENGTH OF		OPP. STRENGTH	TEAM	ADJ.	CONF.	ADJ CONF.
Loss: 44		RECORD	PCT. RANK	GAMES	SCHEDULE		OF SCHEDULE	RPI	RPI	RPI	RPI
DIV. I ONLY		13- 11	148	4- 6	35		56	88	88	5	5
DIV. I NON-CONF.		8- 3	65	0- 0	130		224	85	85	5	5
TOTALS		RPI 1-25		RPI 26-50	W-L RECORDS		RPI 51-100	RPI 101-999		RPI 201+	
13- 11	0- 5			1- 3	OVERALL		2- 1	10- 2		5- 0	
8- 6	0- 2			1- 1	HOME		0- 1	7- 2		4- 0	
4- 4	0- 2			0- 2	AWAY		1- 0	3- 0		1- 0	
1- 1	0- 1			0- 0	NEUTRAL		1- 0	0- 0		0- 0	
8- 3	0- 2			0- 0	NON-CONFERENCE		1- 0	7- 1		4- 0	
6- 1	0- 0			0- 0	HOME		0- 0	6- 1		3- 0	
1- 1	0- 1			0- 0	AWAY		0- 0	1- 0		1- 0	
1- 1	0- 1			0- 0	NEUTRAL		1- 0	0- 0		0- 0	
5- 8	0- 3			1- 3	CONFERENCE		1- 1	3- 1		1- 0	
2- 5	0- 2			1- 1	HOME		0- 1	1- 1		1- 0	
3- 3	0- 1			0- 2	AWAY		1- 0	2- 0		0- 0	
0- 0	0- 0			0- 0	NEUTRAL		0- 0	0- 0		0- 0	

RPI 1-25				RPI 26-50				RPI 51-100				Team's RPI : 88				RPI 101+			
RPI	S	Opponent	Score	RPI	S	Opponent	Score	RPI	S	Opponent	Score	RPI	S	Opponent	Score	RPI	S	Opponent	Score
7	N	UCLA	55 64	29	A	Oklahoma	49 68	53	A	West Virginia	60 52	113	H	Little Rock	66 51				
8	A	Baylor	50 75	29	H	Oklahoma	71 76	62	H	TCU	63 68	115	A	Iowa St.	67 60				
8	H	Baylor	58 88	44	A	Oklahoma St.	68 76	76	N	Penn St.	70 65	115	H	Iowa St.	45 80				
11	H	Texas	64 75	44	H	Oklahoma St.	80 64					127	H	SFA	74 49				
19	A	Missouri	59 73									150	A	Kansas	63 59				
												156	H	UNI	71 72				
												194	H	UT Arlington	70 56				
												226	H	Texas Tech	83 69				
												231	H	Omaha	81 60				
												242	A	North Texas	55 54				
												339	H	Chicago St.	99 51				
												343	H	Florida A&M	81 57				
LAST 12 Division I GAMES:																			
226	H	Texas Tech	83 69	29	H	Oklahoma	71 76												
115	H	Iowa St.	45 80	44	H	Oklahoma St.	80 64												
29	A	Oklahoma	49 68	115	A	Iowa St.	67 60												
150	A	Kansas	63 59	11	H	Texas	64 75												
62	H	TCU	63 68	53	A	West Virginia	60 52												
8	A	Baylor	50 75	44	A	Oklahoma St.	68 76												

Non-Div I Games:

Kansas St.

Average RPI Win:	293	WON-LOST	WINNING	LAST 10	STRENGTH OF	OPP. STRENGTH	TEAM	ADJ.	CONF.	ADJ CONF.
Average RPI Loss:	155	RECORD	PCT. RANK	GAMES	SCHEDULE	OF SCHEDULE	RPI	RPI	RPI	RPI
DIV. I ONLY	6- 13	273	4- 6	311	164	285	285	22	22	
DIV. I NON-CONF.	3- 7	254	1- 1	251	80	242	242	21	21	
TOTALS	RPI 1-25	RPI 26-50	W-L RECORDS	RPI 51-100	RPI 101-999	RPI 201+				
6- 13	0- 1	0- 1	OVERALL	0- 3	6- 8	5- 5				
3- 4	0- 0	0- 1	HOME	0- 0	3- 3	2- 3				
3- 7	0- 0	0- 0	AWAY	0- 2	3- 5	3- 2				
0- 2	0- 1	0- 0	NEUTRAL	0- 1	0- 0	0- 0				
3- 7	0- 1	0- 0	NON-CONFERENCE	0- 2	3- 4	3- 1				
1- 1	0- 0	0- 0	HOME	0- 0	1- 1	1- 1				
2- 4	0- 0	0- 0	AWAY	0- 1	2- 3	2- 0				
0- 2	0- 1	0- 0	NEUTRAL	0- 1	0- 0	0- 0				
3- 6	0- 0	0- 1	CONFERENCE	0- 1	3- 4	2- 4				
2- 3	0- 0	0- 1	HOME	0- 0	2- 2	1- 2				
1- 3	0- 0	0- 0	AWAY	0- 1	1- 2	1- 2				
0- 0	0- 0	0- 0	NEUTRAL	0- 0	0- 0	0- 0				

RPI S Opponent Score	RPI S Opponent Score	RPI S Opponent Score	RPI S Opponent Score
14 N Maryland 35 89	38 H FGCU 57 78	66 A Georgia Tech 48 86	122 A Ole Miss 63 92
		67 N Maine 39 75	140 A Clemson 28 41
		98 A Jacksonville 49 84	169 H Stetson 66 49
			184 A Furman 59 78
			208 H East Carolina 56 66
			228 A North Florida 72 77
			254 A Presbyterian 60 51
			264 H Lipscomb 62 64
			294 A USC Upstate 61 65
			294 H USC Upstate 64 70
			319 H Georgia St. 71 61
			325 A Ga. Southern 60 58
			346 A NJIT 61 58
			346 H NJIT 80 65
LAST 12 Division I GAMES:			
346 A NJIT 61 58	98 A Jacksonville 49 84	228 A North Florida 72 77	264 H Lipscomb 62 64
294 H USC Upstate 64 70	325 A Ga. Southern 60 58	208 H East Carolina 56 66	319 H Georgia St. 71 61
346 H NJIT 80 65	169 H Stetson 66 49		
294 A USC Upstate 61 65	38 H FGCU 57 78		

Non-Div I Games: Middle Ga. St. 81 65

Kennesaw St.

Average RPI Win:	213	WON-LOST	WINNING	LAST 10	STRENGTH OF	OPP. STRENGTH	TEAM	ADJ.	CONF.	ADJ CONF.
Average RPI Loss:	84	RECORD	PCT. RANK	GAMES	SCHEDULE	OF SCHEDULE	RPI	RPI	RPI	RPI
DIV. I ONLY	11- 13	204	3- 7	119	93	135	135	7	7	
DIV. I NON-CONF.	7- 5	132	0- 0	158	105	106	106	8	8	

TOTALS	RPI 1-25	RPI 26-50	W-L RECORDS	RPI 51-100	RPI 101-999	RPI 201+				
11- 13	0- 2	0- 5	OVERALL	1- 0	10- 6	4- 1				
3- 4	0- 0	0- 1	HOME	0- 0	3- 3	1- 0				
6- 6	0- 0	0- 0	AWAY	1- 0	5- 1	2- 0				
2- 3	0- 1	0- 2	NEUTRAL	0- 0	2- 0	1- 0				
7- 5	0- 1	0- 3	NON-CONFERENCE	0- 0	7- 1	4- 0				
1- 1	0- 0	0- 0	HOME	0- 0	1- 1	1- 0				
4- 1	0- 0	0- 1	AWAY	0- 0	4- 0	2- 0				
2- 3	0- 1	0- 2	NEUTRAL	0- 0	2- 0	1- 0				
4- 8	0- 1	0- 2	CONFERENCE	1- 0	3- 5	0- 1				
2- 3	0- 0	0- 1	HOME	0- 0	2- 2	0- 0				
2- 5	0- 1	0- 1	AWAY	1- 0	1- 3	0- 1				
0- 0	0- 0	0- 0	NEUTRAL	0- 0	0- 0	0- 0				

RPI 1-25				RPI 26-50				RPI 51-100				RPI 101+ Team's RPI: 135			
RPI	S	Opponent	Score	RPI	S	Opponent	Score	RPI	S	Opponent	Score	RPI	S	Opponent	Score
12	N	Stanford	54 79	27	A	Central Mi ch.	84 88	63	A	Toledo	62 55	101	H	Wright St.	60 72
21	A	Buffalo	42 80	35	A	Michigan	41 54					107	H	Western Mi ch.	61 66
				38	N	FGCU	62 80					126	A	Northern Ill.	79 81
				39	N	Gonzaga	57 77					126	H	Northern Ill.	62 72
				43	H	Ball St.	58 79					153	A	Robert Morris	46 31
												177	N	Memphis	70 55
												195	A	Bowling Green	50 60
												195	H	Bowling Green	81 57
												198	A	Eastern Mi ch.	67 60
												198	H	Eastern Mi ch.	76 69
												200	A	Youngstown St.	55 44
												222	A	Akron	60 75
												237	A	Northern Ky.	59 54
												289	N	Southeastern La.	81 60
												307	H	Detroit Mercy	82 74
												322	A	Eastern Ky.	65 57

LAST 12 Division I GAMES:															
21	A	Buffalo	42 80	195	A	Bowling Green	50 60								
126	H	Northern Ill.	62 72	27	A	Central Mi ch.	84 88								
195	H	Bowling Green	81 57	198	H	Eastern Mi ch.	76 69								
222	A	Akron	60 75	107	H	Western Mi ch.	61 66								
63	A	Toledo	62 55	126	A	Northern Ill.	79 81								
43	H	Ball St.	58 79	198	A	Eastern Mi ch.	67 60								

Non-Div I Games:

Kent St.

Average RPI Win:	205	WON-LOST	WINNING	LAST 10	STRENGTH OF	OPP. STRENGTH	TEAM	ADJ.	CONF.	ADJ CONF.
Average RPI Loss:	37	RECORD	PCT. RANK	GAMES	SCHEDULE	OF SCHEDULE	RPI	RPI	RPI	RPI
DIV. I ONLY	12- 13	189	4- 6	46	55	106	106	2	2	
DIV. I NON-CONF.	8- 6	143	0- 1	108	145	114	114	2	2	

TOTALS	RPI 1-25	RPI 26-50	W-L RECORDS	RPI 51-100	RPI 101-999	RPI 201+				
12- 13	0- 7	0- 4	OVERALL	3- 0	9- 2	7- 0				
8- 6	0- 4	0- 2	HOME	1- 0	7- 0	6- 0				
4- 7	0- 3	0- 2	AWAY	2- 0	2- 2	1- 0				
0- 0	0- 0	0- 0	NEUTRAL	0- 0	0- 0	0- 0				
8- 6	0- 2	0- 3	NON-CONFERENCE	1- 0	7- 1	7- 0				
6- 2	0- 1	0- 1	HOME	0- 0	6- 0	6- 0				
2- 4	0- 1	0- 2	AWAY	1- 0	1- 1	1- 0				
0- 0	0- 0	0- 0	NEUTRAL	0- 0	0- 0	0- 0				
4- 7	0- 5	0- 1	CONFERENCE	2- 0	2- 1	0- 0				
2- 4	0- 3	0- 1	HOME	1- 0	1- 0	0- 0				
2- 3	0- 2	0- 0	AWAY	1- 0	1- 1	0- 0				
0- 0	0- 0	0- 0	NEUTRAL	0- 0	0- 0	0- 0				

RPI 1-25				RPI 26-50				RPI 51-100				RPI 101+				Team's RPI: 106	
RPI	S	Opponent	Score	RPI	S	Opponent	Score	RPI	S	Opponent	Score	RPI	S	Opponent	Score		
4	H	Louisville	63 87	26	H	LSU	70 72	82	A	Washington St.	73 68	105	H	Alabama	79 54		
8	A	Baylor	63 90	34	H	California	52 62	92	A	Arkansas	76 65	117	A	Middle Tenn.	57 62		
10	H	Tennessee	49 63	38	A	FGCU	64 70	93	H	Auburn	65 48	123	A	Vanderbilt	55 70		
15	A	Texas A&M	70 74	42	A	Miami (FL)	54 65					170	A	Florida	56 53		
17	H	South Carolina	64 81									204	H	Morehead St.	86 53		
19	A	Missouri	78 83									217	H	Gardner-Webb	72 34		
23	H	Georgia	42 56									226	A	Montana	71 54		
LAST 12 Division I GAMES:																	
				19	A	Missouri	78 83	123	A	Vanderbilt	55 70						
				26	H	LSU	70 72	170	A	Florida	56 53						
				93	H	Auburn	65 48	23	H	Georgia	42 56						
				92	A	Arkansas	76 65	15	A	Texas A&M	70 74						
				105	H	Alabama	79 54	10	H	Tennessee	49 63						
				17	H	South Carolina	64 81	117	A	Middle Tenn.	57 62						

Non-Div I Games:

Kentucky

Average RPI Win:	293	WON-LOST	WINNING	LAST 10	STRENGTH OF	OPP. STRENGTH	TEAM	ADJ.	CONF.	ADJ CONF.
Average RPI Loss:	189	RECORD	PCT. RANK	GAMES	SCHEDULE	OF SCHEDULE	RPI	RPI	RPI	RPI
DIV. I ONLY	9- 13	224	4- 6	318	324	279	279	29	29	
DIV. I NON-CONF.	4- 7	226	0- 1	272	296	267	267	29	29	

TOTALS	RPI 1-25	RPI 26-50	W-L RECORDS	RPI 51-100	RPI 101-999	RPI 201+				
9- 13	0- 0	0- 1	OVERALL	0- 1	9- 11	8- 6				
5- 5	0- 0	0- 1	HOME	0- 1	5- 3	4- 3				
4- 8	0- 0	0- 0	AWAY	0- 0	4- 0	4- 0				
0- 0	0- 0	0- 0	NEUTRAL	0- 0	0- 0	0- 0				
4- 7	0- 0	0- 1	NON-CONFERENCE	0- 1	4- 5	3- 2				
2- 3	0- 0	0- 1	HOME	0- 1	2- 1	1- 1				
2- 4	0- 0	0- 0	AWAY	0- 0	2- 4	2- 1				
0- 0	0- 0	0- 0	NEUTRAL	0- 0	0- 0	0- 0				
5- 6	0- 0	0- 0	CONFERENCE	0- 0	5- 6	5- 4				
3- 2	0- 0	0- 0	HOME	0- 0	3- 2	3- 2				
2- 4	0- 0	0- 0	AWAY	0- 0	2- 4	2- 2				
0- 0	0- 0	0- 0	NEUTRAL	0- 0	0- 0	0- 0				

RPI	S	Opponent	Score	RPI	S	Opponent	Score	RPI	S	Opponent	Score	RPI	S	Opponent	Score
				35	H	Michigan	49 86	83	H	Navy	47 79	112	A	George Mason	70 73
												118	A	Yale	51 62
												132	A	Saint Francis (PA)	71 101
												153	A	Robert Morris	53 60
												161	H	Lehigh	72 69
												176	A	Army West Point	37 71
												245	A	Lafayette	53 69
												252	H	Manhattan	38 72
												266	H	Fairleigh Dickinson	49 61
												274	H	St. Francis Brooklyn	61 59
												282	A	Bryant	56 75
												284	A	Mt. St. Mary's	61 59
												284	H	Mt. St. Mary's	53 48
												286	H	Sacred Heart	46 50
												293	A	Central Conn. St.	61 54
												323	A	Wagner	44 52
												323	H	Wagner	74 69
												326	A	UMBC	66 52
												344	H	Saint Peter's	57 46
												346	A	NJIT	67 49
LAST 12 Division I GAMES:															
				323	A	Wagner	44 52	284	H	Mt. St. Mary's	53 48				
				284	A	Mt. St. Mary's	61 59	323	H	Wagner	74 69				
				266	H	Fairleigh Dickinson	49 61	132	A	Saint Francis (PA)	71 101				
				286	H	Sacred Heart	46 50	153	A	Robert Morris	53 60				
				293	A	Central Conn. St.	61 54	274	H	St. Francis Brooklyn	61 59				
				282	A	Bryant	56 75	83	H	Navy	47 79				

Non-Div I Games:

LIU Brooklyn

Average RPI	Win:	140	WON-LOST	WINNING	LAST 10	STRENGTH OF	OPP. STRENGTH	TEAM	ADJ.	CONF.	ADJ CONF.
Average RPI	Loss:	41	RECORD	PCT. RANK	GAMES	SCHEDULE	OF SCHEDULE	RPI	RPI	RPI	RPI
DIV. I ONLY		15- 7		73	6- 4	37	20	26	26	2	2
DIV. I NON-CONF.		8- 3		65	1- 0	134	60	51	51	2	2

TOTALS	RPI 1-25		RPI 26-50		W-L RECORDS	RPI 51-100		RPI 101-999		RPI 201+	
15- 7	3- 3		0- 2		OVERALL	2- 1		10- 1		4- 0	
8- 1	2- 1		0- 0		HOME	1- 0		5- 0		3- 0	
6- 5	1- 1		0- 2		AWAY	1- 1		4- 1		1- 0	
1- 1	0- 1		0- 0		NEUTRAL	0- 0		1- 0		0- 0	
8- 3	0- 1		0- 2		NON-CONFERENCE	1- 0		7- 0		4- 0	
4- 0	0- 0		0- 0		HOME	0- 0		4- 0		3- 0	
3- 2	0- 0		0- 2		AWAY	1- 0		2- 0		1- 0	
1- 1	0- 1		0- 0		NEUTRAL	0- 0		1- 0		0- 0	
7- 4	3- 2		0- 0		CONFERENCE	1- 1		3- 1		0- 0	
4- 1	2- 1		0- 0		HOME	1- 0		1- 0		0- 0	
3- 3	1- 1		0- 0		AWAY	0- 1		2- 1		0- 0	
0- 0	0- 0		0- 0		NEUTRAL	0- 0		0- 0		0- 0	

RPI	S	Opponent	Score	RPI	S	Opponent	Score	RPI	S	Opponent	Score	RPI	S	Opponent	Score
3	H	Mississippi St.	70 83	28	A	South Fla.	55 61	93	A	Auburn	62 70	102	N	Saint Louis	71 59
10	H	Tennessee	70 59	33	A	Northern Colo.	50 58	93	H	Auburn	59 56	105	A	Alabama	51 65
11	N	Texas	66 75					97	A	Tulane	73 50	106	A	Kentucky	72 70
15	A	Texas A&M	59 69									113	A	Little Rock	56 37
19	A	Missouri	69 65									123	H	Vanderbilt	85 65
23	H	Georgia	71 60									155	H	Louisiana	60 45
												170	A	Florida	66 59
												226	A	Texas Tech	48 40
												248	H	Nicholls St.	65 50
												289	H	Southeastern La.	84 56
												332	H	Sam Houston St.	71 58

LAST 12 Division I GAMES:															
93	A	Auburn	62 70	170	A	Florida	66 59	106	A	Alabama	51 65	3	H	Mississippi St.	70 83
106	A	Kentucky	72 70	105	A	Alabama	51 65	19	A	Missouri	69 65	123	H	Vanderbilt	85 65
23	H	Georgia	71 60	93	H	Auburn	59 56	332	H	Sam Houston St.	71 58				
10	H	Tennessee	70 59												
15	A	Texas A&M	59 69												

Non-Div I Games:

LSU

Average RPI Win:	205	WON-LOST	WINNING	LAST 10	STRENGTH OF	OPP. STRENGTH	TEAM	ADJ.	CONF.	ADJ CONF.
Average RPI Loss:	151	RECORD	PCT. RANK	GAMES	SCHEDULE	OF SCHEDULE	RPI	RPI	RPI	RPI
DIV. I ONLY	8- 16	264	3- 7	132	175	224	224	12	12	
DIV. I NON-CONF.	5- 8	220	0- 1	95	217	153	153	10	10	

TOTALS	RPI 1-25	RPI 26-50	W-L RECORDS	RPI 51-100	RPI 101-999	RPI 201+				
8- 16	0- 1	0- 1	OVERALL	1- 5	7- 9	4- 5				
4- 6	0- 1	0- 1	HOME	1- 0	3- 4	2- 1				
3- 10	0- 0	0- 0	AWAY	0- 5	3- 5	2- 4				
1- 0	0- 0	0- 0	NEUTRAL	0- 0	1- 0	0- 0				
5- 8	0- 1	0- 0	NON-CONFERENCE	1- 3	4- 4	2- 2				
1- 3	0- 1	0- 0	HOME	1- 0	0- 2	0- 1				
3- 5	0- 0	0- 0	AWAY	0- 3	3- 2	2- 1				
1- 0	0- 0	0- 0	NEUTRAL	0- 0	1- 0	0- 0				
3- 8	0- 0	0- 1	CONFERENCE	0- 2	3- 5	2- 3				
3- 3	0- 0	0- 1	HOME	0- 0	3- 2	2- 0				
0- 5	0- 0	0- 0	AWAY	0- 2	0- 3	0- 3				
0- 0	0- 0	0- 0	NEUTRAL	0- 0	0- 0	0- 0				

RPI 1-25				RPI 26-50				RPI 51-100				RPI 101+				Team's RPI: 224
RPI	S	Opponent	Score	RPI	S	Opponent	Score	RPI	S	Opponent	Score	RPI	S	Opponent	Score	
25	H	Villanova	49 76	45	H	Dayton	47 76	55	A	Duquesne	50 78	102	H	Saint Louis	87 76	
								56	A	Drexel	54 79	112	H	George Mason	56 69	
								65	A	American	48 66	161	A	Lehigh	69 61	
								69	A	Harvard	61 70	178	N	New Hampshire	59 51	
								86	H	Penn	66 59	179	H	Temple	52 69	
								94	A	George Washington	45 60	183	A	Wisconsin	60 71	
												192	H	Saint Joseph's	64 75	
												209	A	Richmond	51 77	
												242	A	North Texas	44 70	
												243	H	St. Bonaventure	66 63	
												245	A	Lafayette	74 47	
												267	H	Rider	55 76	
												287	A	Massachusetts	66 69	
												292	H	VCU	62 57	
												330	A	Delaware St.	71 48	
												331	A	Rhode Island	63 72	

LAST 12 Division I GAMES:																
102	H	Saint Louis	87 76	55	A	Duquesne	50 78	243	H	St. Bonaventure	66 63					
287	A	Massachusetts	66 69	69	A	Harvard	61 70	209	A	Richmond	51 77					
94	A	George Washington	45 60	112	H	George Mason	56 69	45	H	Dayton	47 76					
192	H	Saint Joseph's	64 75													
292	H	VCU	62 57													
331	A	Rhode Island	63 72													

Non-Div I Games:

La Salle

Average RPI Win:	300	WON-LOST	WINNING	LAST 10	STRENGTH OF	OPP. STRENGTH	TEAM	ADJ.	CONF.	ADJ CONF.
Average RPI Loss:	185	RECORD	PCT. RANK	GAMES	SCHEDULE	OF SCHEDULE	RPI	RPI	RPI	RPI
DIV. I ONLY	2- 18	336	1- 9	229	293	336	336	23	23	
DIV. I NON-CONF.	1- 8	313	0- 1	263	315	338	338	23	23	

TOTALS	RPI 1-25	RPI 26-50	W-L RECORDS	RPI 51-100	RPI 101-999	RPI 201+				
2- 18	0- 0	0- 1	OVERALL	0- 1	2- 16	2- 7				
2- 6	0- 0	0- 0	HOME	0- 0	2- 6	2- 3				
0- 12	0- 0	0- 1	AWAY	0- 0	0- 2	0- 0				
0- 0	0- 0	0- 0	NEUTRAL	0- 0	0- 0	0- 0				
1- 8	0- 0	0- 1	NON-CONFERENCE	0- 1	1- 6	1- 4				
1- 2	0- 0	0- 0	HOME	0- 0	1- 2	1- 2				
0- 6	0- 0	0- 1	AWAY	0- 1	0- 4	0- 2				
0- 0	0- 0	0- 0	NEUTRAL	0- 0	0- 0	0- 0				
1- 10	0- 0	0- 0	CONFERENCE	0- 0	1- 10	1- 3				
1- 4	0- 0	0- 0	HOME	0- 0	1- 4	1- 1				
0- 6	0- 0	0- 0	AWAY	0- 0	0- 6	0- 2				
0- 0	0- 0	0- 0	NEUTRAL	0- 0	0- 0	0- 0				

RPI 1-25				RPI 26-50				RPI 51-100				RPI 101+ Team's RPI: 336			
RPI	S	Opponent	Score	RPI	S	Opponent	Score	RPI	S	Opponent	Score	RPI	S	Opponent	Score
				44	A	Oklahoma St.	58 112	93	A	Auburn	41 67	108	A	Rice	47 63
												110	H	South Ala.	60 67
												113	A	Little Rock	37 57
												146	A	Texas St.	52 86
												155	A	Louisiana	55 63
												155	H	Louisiana	48 76
												173	A	Louisiana Tech	49 71
												181	H	Troy	79 86
												194	A	UT Arlington	61 70
												215	A	Arkansas St.	62 76
												225	H	New Orleans	51 89
												244	A	Grambling	52 61
												261	A	McNeese	61 65
												269	H	Appalachian St.	67 71
												281	H	Coastal Caro.	62 56
												318	H	Houston Baptist	77 73
												320	H	Northwestern St.	48 70
												325	A	Ga. Southern	45 75
LAST 12 Division I GAMES:															
				325	A	Ga. Southern	45 75	155	A	Louisiana	55 63				
				155	H	Louisiana	48 76	269	H	Appalachian St.	67 71				
				110	H	South Ala.	60 67	281	H	Coastal Caro.	62 56				
				181	H	Troy	79 86	113	A	Little Rock	37 57				
				194	A	UT Arlington	61 70	215	A	Arkansas St.	62 76				
				146	A	Texas St.	52 86	44	A	Oklahoma St.	58 112				

Non-Div I Games: Millsaps 73 41 Centenary (LA) 90 53

La. -Monroe

Loss, Non-Conf, S Site, H Home A Away N Neutral

Average RPI Win:	260	WON-LOST	WINNING	LAST 10	STRENGTH OF	OPP. STRENGTH	TEAM	ADJ.	CONF.	ADJ CONF.
Average RPI Loss:	148	RECORD	PCT. RANK	GAMES	SCHEDULE	OF SCHEDULE	RPI	RPI	RPI	RPI
DIV. I ONLY	8- 14	250	3- 7	179	268	245	245	15	15	
DIV. I NON-CONF.	4- 6	214	0- 0	235	332	252	252	18	18	

TOTALS	RPI 1-25	RPI 26-50	W-L RECORDS	RPI 51-100	RPI 101-999	RPI 201+				
8- 14	0- 0	0- 1	OVERALL	0- 4	8- 9	8- 3				
5- 6	0- 0	0- 1	HOME	0- 1	5- 4	5- 2				
3- 8	0- 0	0- 0	AWAY	0- 3	3- 5	3- 1				
0- 0	0- 0	0- 0	NEUTRAL	0- 0	0- 0	0- 0				
4- 6	0- 0	0- 1	NON-CONFERENCE	0- 2	4- 3	4- 2				
3- 2	0- 0	0- 1	HOME	0- 0	3- 1	3- 1				
1- 4	0- 0	0- 0	AWAY	0- 2	1- 2	1- 1				
0- 0	0- 0	0- 0	NEUTRAL	0- 0	0- 0	0- 0				
4- 8	0- 0	0- 0	CONFERENCE	0- 2	4- 6	4- 1				
2- 4	0- 0	0- 0	HOME	0- 1	2- 3	2- 1				
2- 4	0- 0	0- 0	AWAY	0- 1	2- 3	2- 0				
0- 0	0- 0	0- 0	NEUTRAL	0- 0	0- 0	0- 0				

RPI	S	Opponent	Score	RPI	S	Opponent	Score	RPI	S	Opponent	Score	RPI	S	Opponent	Score	Team's RPI: 245
46	H	Princeton	45	53	56	A	Drexel	37	52	133	A	Bucknell I	53	83		
					65	H	American	67	74	133	H	Bucknell I	57	80		
					83	A	Navy	59	65	153	A	Robert Morris	42	63		
					86	A	Penn	42	55	161	A	Lehigh	45	70		
										176	A	Army West Point	39	48		
										176	H	Army West Point	60	65		
										205	A	Boston U.	47	45		
										223	H	Loyola Maryland	65	54		
										224	H	La Salle	47	74		
										233	A	Holy Cross	69	65		
										233	H	Holy Cross	56	69		
										267	H	Rider	60	45		
										273	A	Cornell	59	58		
										279	H	LIU Brooklyn	69	53		
										280	H	Colgate	63	48		
										323	H	Wagner	70	52		
										344	A	Saint Peter's	61	64		
LAST 12 Division I GAMES:																
176	A	Army West Point	39	48	223	H	Loyola Maryland	65	54							
133	H	Bucknell I	57	80	176	H	Army West Point	60	65							
233	H	Holy Cross	56	69	133	A	Bucknell I	53	83							
205	A	Boston U.	47	45	280	H	Colgate	63	48							
65	H	American	67	74	233	A	Holy Cross	69	65							
83	A	Navy	59	65	161	A	Lehigh	45	70							

Non-Div I Games:

Lafayette

Average RPI Win:	253	WON-LOST	WINNING	LAST 10	STRENGTH OF	OPP. STRENGTH	TEAM	ADJ.	CONF.	ADJ CONF.
Average RPI Loss:	92	RECORD	PCT. RANK	GAMES	SCHEDULE	OF SCHEDULE	RPI	RPI	RPI	RPI
DIV. I ONLY	12- 6	76	9- 1	239	219	109	109	25	25	
DIV. I NON-CONF.	1- 5	300	0- 0	27	12	162	162	25	25	

TOTALS	RPI 1-25	RPI 26-50	W-L RECORDS	RPI 51-100	RPI 101-999	RPI 201+				
12- 6	0- 1	0- 1	OVERALL	0- 1	12- 3	10- 0				
7- 0	0- 0	0- 0	HOME	0- 0	7- 0	6- 0				
4- 5	0- 1	0- 1	AWAY	0- 1	4- 2	4- 0				
1- 1	0- 0	0- 0	NEUTRAL	0- 0	1- 1	0- 0				
1- 5	0- 1	0- 1	NON-CONFERENCE	0- 1	1- 2	0- 0				
0- 0	0- 0	0- 0	HOME	0- 0	0- 0	0- 0				
0- 4	0- 1	0- 1	AWAY	0- 1	0- 1	0- 0				
1- 1	0- 0	0- 0	NEUTRAL	0- 0	1- 1	0- 0				
11- 1	0- 0	0- 0	CONFERENCE	0- 0	11- 1	10- 0				
7- 0	0- 0	0- 0	HOME	0- 0	7- 0	6- 0				
4- 1	0- 0	0- 0	AWAY	0- 0	4- 1	4- 0				
0- 0	0- 0	0- 0	NEUTRAL	0- 0	0- 0	0- 0				

RPI 1-25				RPI 26-50				RPI 51-100				RPI 101+ Team's RPI: 109			
RPI	S	Opponent	Score	RPI	S	Opponent	Score	RPI	S	Opponent	Score	RPI	S	Opponent	Score
8	A	Baylor	62 121	40	A	Purdue	64 79	81	A	New Mexico	58 90	126	N	Northern Ill.	90 80
												127	H	SFA	79 65
												129	A	Central Ark.	39 51
												144	N	North Dakota	70 73
												147	A	Pacific	75 80
												216	H	Abilene Christian	77 71
												225	H	New Orleans	100 77
												248	A	Nicholls St.	76 61
												258	A	A&M-Corpus Christi	70 31
												261	H	McNeese	83 58
												289	A	Southeastern La.	75 58
												315	H	Incarinate Word	77 54
												318	A	Houston Baptist	79 51
												320	H	Northwestern St.	71 44
												332	H	Sam Houston St.	91 44
LAST 12 Division I GAMES:															
320	H	Northwestern St.	71 44	315	H	Incarinate Word	77 54								
127	H	SFA	79 65	289	A	Southeastern La.	75 58								
216	H	Abilene Christian	77 71	129	A	Central Ark.	39 51								
261	H	McNeese	83 58	225	H	New Orleans	100 77								
248	A	Nicholls St.	76 61	258	A	A&M-Corpus Christi	70 31								
332	H	Sam Houston St.	91 44	318	A	Houston Baptist	79 51								

Non-Div I Games: Howard Payne 101 37 Schreiner 116 37 Louisiana Col. 93 62 S' western Assemblies 92 49 Lamar University

Average RPI Win: 232
Average RPI Loss: 160

WON-LOST
RECORD

WINNING
PCT. RANK

LAST 10
GAMES

STRENGTH OF
SCHEDULE

OPP. STRENGTH
OF SCHEDULE

TEAM
RPI

ADJ.
RPI

CONF.
RPI

ADJ CONF.
RPI

DIV. I ONLY	12- 10	144	5- 5	210	253	161	161	15	15
DIV. I NON-CONF.	5- 5	170	0- 0	326	319	254	254	18	18
<hr/>									
TOTALS	RPI 1-25	RPI 26-50	W-L RECORDS	RPI 51-100	RPI 101-999	RPI 201+			
12- 10	0- 1	0- 1	OVERALL	1- 2	11- 6	9- 5			
8- 1	0- 0	0- 0	HOME	1- 0	7- 1	5- 1			
4- 8	0- 0	0- 1	AWAY	0- 2	4- 5	4- 4			
0- 1	0- 1	0- 0	NEUTRAL	0- 0	0- 0	0- 0			
5- 5	0- 1	0- 1	NON-CONFERENCE	0- 0	5- 3	5- 3			
3- 1	0- 0	0- 0	HOME	0- 0	3- 1	3- 1			
2- 3	0- 0	0- 1	AWAY	0- 0	2- 2	2- 2			
0- 1	0- 1	0- 0	NEUTRAL	0- 0	0- 0	0- 0			
7- 5	0- 0	0- 0	CONFERENCE	1- 2	6- 3	4- 2			
5- 0	0- 0	0- 0	HOME	1- 0	4- 0	2- 0			
2- 5	0- 0	0- 0	AWAY	0- 2	2- 3	2- 2			
0- 0	0- 0	0- 0	NEUTRAL	0- 0	0- 0	0- 0			

RPI 1-25				RPI 26-50				RPI 51-100				RPI 101+				Team's RPI: 161
RPI	S	Opponent	Score	RPI	S	Opponent	Score	RPI	S	Opponent	Score	RPI	S	Opponent	Score	
25	N	Villanova	42 62	47	A	Minnesota	73 107	65	A	American	64 82	133	A	Bucknell I	52 59	
								83	A	Navy	50 53	133	H	Bucknell I	66 62	
								83	H	Navy	66 63	176	H	Army West Point	59 55	
												205	A	Boston U.	65 56	
												205	H	Boston U.	74 58	
												223	A	Loyola Maryland	64 67	
												224	H	La Salle	61 69	
												233	A	Holy Cross	49 54	
												245	H	Lafayette	70 45	
												253	H	Fairfield	56 53	
												273	A	Cornell	62 57	
												279	A	LIU Brooklyn	69 72	
												280	A	Colgate	59 51	
												284	H	Mt. St. Mary's	75 71	
												286	A	Sacred Heart	55 65	
												300	A	Monmouth	75 57	
												346	H	NJIT	64 50	
<hr/>																
LAST 12 Division I GAMES:																
133	A	Bucknell I	52 59	65	A	American	64 82	133	H	Bucknell I	66 62					
205	A	Boston U.	65 56	205	H	Boston U.	74 58	233	A	Holy Cross	49 54					
83	A	Navy	50 53	83	H	Navy	66 63									
223	A	Loyola Maryland	64 67													
176	H	Army West Point	59 55													
280	A	Colgate	59 51	245	H	Lafayette	70 45									

Non-Div I Games: Mansfield 77 47

Lehigh

Loss, Non-Conf, S Site, H Home A Away N Neutral

Average RPI Win: 253	WON-LOST RECORD	WINNING PCT. RANK	LAST 10 GAMES	STRENGTH OF SCHEDULE	OPP. STRENGTH OF SCHEDULE	TEAM RPI	ADJ. RPI	CONF. RPI	ADJ CONF. RPI
Average RPI Loss: 104									
DIV. I ONLY	13- 8	110	2- 1	138	276	99	99	27	27
DIV. I NON-CONF.	3- 7	254	0- 1	53	132	146	146	28	28

TOTALS	RPI 1-25	RPI 26-50	W-L RECORDS	RPI 51-100	RPI 101-999	RPI 201+			
13- 8	0- 1	0- 3	OVERALL	0- 2	13- 2	10- 2			
7- 0	0- 0	0- 0	HOME	0- 0	7- 0	6- 0			
5- 6	0- 1	0- 1	AWAY	0- 2	5- 2	4- 2			
1- 2	0- 0	0- 2	NEUTRAL	0- 0	1- 0	0- 0			
3- 7	0- 1	0- 3	NON-CONFERENCE	0- 2	3- 1	2- 1			
1- 0	0- 0	0- 0	HOME	0- 0	1- 0	1- 0			
1- 5	0- 1	0- 1	AWAY	0- 2	1- 1	1- 1			
1- 2	0- 0	0- 2	NEUTRAL	0- 0	1- 0	0- 0			
10- 1	0- 0	0- 0	CONFERENCE	0- 0	10- 1	8- 1			
6- 0	0- 0	0- 0	HOME	0- 0	6- 0	5- 0			
4- 1	0- 0	0- 0	AWAY	0- 0	4- 1	3- 1			
0- 0	0- 0	0- 0	NEUTRAL	0- 0	0- 0	0- 0			

RPI 1-25				RPI 26-50				RPI 51-100				Team's RPI : 99				RPI 101+			
RPI	S	Opponent	Score	RPI	S	Opponent	Score	RPI	S	Opponent	Score	RPI	S	Opponent	Score	RPI	S	Opponent	Score
16	A	Duke	51 68	33	N	Northern Colo.	57 65	77	A	James Madi son	47 58	160	A	Hi gh Poi nt	65 42	162	H	Radford	61 56
				35	A	Mi chi gan	50 74	85	A	Drake	68 96	190	N	Denver	82 69				
				49	N	Houston	68 75					217	A	Gardner-Webb	85 60	217	H	Gardner-Webb	59 41
												246	H	Campbel l	60 42	247	A	UNC Ashevill e	41 48
												254	A	Presbyteri an	76 64	254	H	Presbyteri an	63 55
												287	A	Massachusetts	61 64	290	H	Val parai so	61 40
												302	A	Ol d Domi ni on	63 55	303	H	Charleston So.	63 53
												341	H	Wi nthrop	63 37	349	A	Longwood	63 51

Non-Div I Games: Shippensburg 105 43 Limestone 68 38

Liberty

Average RPI Win: 302	WON-LOST RECORD	WINNING PCT. RANK	LAST 10 GAMES	STRENGTH OF SCHEDULE	OPP. STRENGTH OF SCHEDULE	TEAM RPI	ADJ. RPI	CONF. RPI	ADJ. CONF. RPI
Average RPI Loss: 153									
DIV. I ONLY	9- 15	241	6- 4	300	255	264	264	22	22
DIV. I NON-CONF.	4- 11	279	2- 1	252	283	281	281	21	21

TOTALS	RPI 1-25	RPI 26-50	W-L RECORDS	RPI 51-100	RPI 101-999	RPI 201+			
9- 15	0- 0	0- 2	OVERALL	0- 3	9- 10	9- 5			
4- 6	0- 0	0- 1	HOME	0- 1	4- 4	4- 2			
5- 9	0- 0	0- 1	AWAY	0- 2	5- 6	5- 3			
0- 0	0- 0	0- 0	NEUTRAL	0- 0	0- 0	0- 0			
4- 11	0- 0	0- 1	NON-CONFERENCE	0- 2	4- 8	4- 4			
2- 4	0- 0	0- 0	HOME	0- 1	2- 3	2- 2			
2- 7	0- 0	0- 1	AWAY	0- 1	2- 5	2- 2			
0- 0	0- 0	0- 0	NEUTRAL	0- 0	0- 0	0- 0			
5- 4	0- 0	0- 1	CONFERENCE	0- 1	5- 2	5- 1			
2- 2	0- 0	0- 1	HOME	0- 0	2- 1	2- 0			
3- 2	0- 0	0- 0	AWAY	0- 1	3- 1	3- 1			
0- 0	0- 0	0- 0	NEUTRAL	0- 0	0- 0	0- 0			

RPI S Opponent	Score	RPI S Opponent	Score	RPI S Opponent	Score	RPI S Opponent	Score	Team's RPI: 264
38 H FGCU	54 68	70 H Belmont	59 91	102 A Saint Louis	57 101			
43 A Ball St.	46 84	96 A Butler	58 70	105 H Alabama	51 73			
		98 A Jacksonville	48 70	117 A Middle Tenn.	48 72			
				123 A Vanderbilt	82 92			
				169 H Stetson	55 59			
				204 H Morehead St.	55 75			
				228 A North Florida	73 69			
				239 H Austin Peay	63 71			
				259 A Col. of Charleston	69 85			
				285 A Kennesaw St.	64 62			
				294 A USC Upstate	64 80			
				294 H USC Upstate	97 78			
				298 H Murray St.	65 64			
				303 A Charleston So.	58 54			
				308 H Alabama A&M	66 50			
				309 A Tennessee Tech	61 57			
				333 A Tennessee St.	64 71			
				346 A NJIT	74 58			
				346 H NJIT	66 58			
LAST 12 Division I GAMES:								
294 A USC Upstate	64 80	228 A North Florida	73 69					
346 H NJIT	66 58	98 A Jacksonville	48 70					
294 H USC Upstate	97 78	285 A Kennesaw St.	64 62					
346 A NJIT	74 58	308 H Alabama A&M	66 50					
38 H FGCU	54 68	123 A Vanderbilt	82 92					
169 H Stetson	55 59	309 A Tennessee Tech	61 57					

Non-Div I Games:

Lipscomb

Average RPI Win:	221	WON-LOST	WINNING	LAST 10	STRENGTH OF	OPP. STRENGTH	TEAM	ADJ.	CONF.	ADJ CONF.
Average RPI Loss:	87	RECORD	PCT. RANK	GAMES	SCHEDULE	OF SCHEDULE	RPI	RPI	RPI	RPI
DIV. I ONLY	15- 8	87	10- 0	189	105	113	113	23	23	
DIV. I NON-CONF.	3- 8	268	0- 0	38	5	189	189	23	23	

TOTALS	RPI 1-25	RPI 26-50	W-L RECORDS	RPI 51-100	RPI 101-999	RPI 201+				
15- 8	0- 2	1- 1	OVERALL	0- 1	14- 4	8- 0				
10- 3	0- 0	1- 1	HOME	0- 0	9- 2	4- 0				
5- 5	0- 2	0- 0	AWAY	0- 1	5- 2	4- 0				
0- 0	0- 0	0- 0	NEUTRAL	0- 0	0- 0	0- 0				
3- 8	0- 2	1- 1	NON-CONFERENCE	0- 1	2- 4	0- 0				
3- 3	0- 0	1- 1	HOME	0- 0	2- 2	0- 0				
0- 5	0- 2	0- 0	AWAY	0- 1	0- 2	0- 0				
0- 0	0- 0	0- 0	NEUTRAL	0- 0	0- 0	0- 0				
12- 0	0- 0	0- 0	CONFERENCE	0- 0	12- 0	8- 0				
7- 0	0- 0	0- 0	HOME	0- 0	7- 0	4- 0				
5- 0	0- 0	0- 0	AWAY	0- 0	5- 0	4- 0				
0- 0	0- 0	0- 0	NEUTRAL	0- 0	0- 0	0- 0				

RPI 1-25				RPI 26-50				RPI 51-100				RPI 101+ Team's RPI: 113			
RPI	S	Opponent	Score	RPI	S	Opponent	Score	RPI	S	Opponent	Score	RPI	S	Opponent	Score
3	A	Mississippi St.	48 86	26	H	LSU	37 56	88	A	Kansas St.	51 66	102	A	Saint Louis	45 48
15	A	Texas A&M	49 66	29	H	Oklahoma	68 56					108	A	Rice	51 58
												110	A	South Ala.	47 35
												120	H	Missouri St.	63 51
												146	H	Texas St.	63 48
												155	H	Louisiana	78 43
												173	H	Louisiana Tech	49 58
												177	H	Memphis	86 57
												182	H	Tulsa	61 74
												194	H	UT Arlington	59 57
												215	H	Arkansas St.	53 43
												269	A	Appalachian St.	52 40
												281	A	Coastal Caro.	51 49
												319	A	Georgia St.	65 50
												319	H	Georgia St.	54 47
												325	A	Ga. Southern	64 34
												325	H	Ga. Southern	92 52
												336	H	La. -Monroe	57 37

LAST 12 Division I GAMES:															
110	A	South Ala.	47 35	146	H	Texas St.	63 48								
319	H	Georgia St.	54 47	194	H	UT Arlington	59 57								
325	H	Ga. Southern	92 52	325	A	Ga. Southern	64 34								
281	A	Coastal Caro.	51 49	319	A	Georgia St.	65 50								
269	A	Appalachian St.	52 40	336	H	La. -Monroe	57 37								
215	H	Arkansas St.	53 43	155	H	Louisiana	78 43								

Non-Div I Games:

Little Rock

Average RPI Win:	256	WON-LOST	WINNING	LAST 10	STRENGTH OF	OPP. STRENGTH	TEAM	ADJ.	CONF.	ADJ CONF.
Average RPI Loss:	203	RECORD	PCT. RANK	GAMES	SCHEDULE	OF SCHEDULE	RPI	RPI	RPI	RPI
DIV. I ONLY	3- 20	330	1- 9	266	281	327	327	21	21	
DIV. I NON-CONF.	2- 12	306	0- 3	258	327	325	325	20	20	

TOTALS	RPI 1-25	RPI 26-50	W-L RECORDS	RPI 51-100	RPI 101-999	RPI 201+				
3- 20	0- 1	0- 0	OVERALL	0- 2	3- 17	3- 13				
0- 10	0- 1	0- 0	HOME	0- 1	0- 8	0- 5				
3- 8	0- 0	0- 0	AWAY	0- 0	3- 0	3- 0				
0- 2	0- 0	0- 0	NEUTRAL	0- 0	0- 2	0- 1				
2- 12	0- 1	0- 0	NON-CONFERENCE	0- 1	2- 10	2- 8				
0- 6	0- 1	0- 0	HOME	0- 0	0- 5	0- 4				
2- 4	0- 0	0- 0	AWAY	0- 1	2- 3	2- 3				
0- 2	0- 0	0- 0	NEUTRAL	0- 0	0- 2	0- 1				
1- 8	0- 0	0- 0	CONFERENCE	0- 1	1- 7	1- 5				
0- 4	0- 0	0- 0	HOME	0- 1	0- 3	0- 1				
1- 4	0- 0	0- 0	AWAY	0- 0	1- 4	1- 4				
0- 0	0- 0	0- 0	NEUTRAL	0- 0	0- 0	0- 0				

RPI 1-25				RPI 26-50				RPI 51-100				RPI 101+ Team's RPI: 327			
RPI	S	Opponent	Score	RPI	S	Opponent	Score	RPI	S	Opponent	Score	RPI	S	Opponent	Score
10	H	Tennessee	61 90					51	A	Southern California	60 75	137	H	Loyola Marymount	69 84
								64	H	UC Davis	71 83	151	H	Cal Poly	64 75
												175	H	UC Irvine	81 100
												199	N	Oral Roberts	58 64
												203	A	San Diego	40 74
												213	A	UC Santa Barbara	44 51
												213	H	UC Santa Barbara	74 90
												214	A	CSUN	59 51
												226	A	Montana	60 67
												232	H	Montana St.	51 62
												235	A	UC Riverside	53 77
												240	H	New Mexico St.	63 72
												241	H	Pepperdine	71 83
												255	A	Hawaii	66 74
												265	H	Illinois St.	51 59
												272	A	Grand Canyon	65 63
												283	A	Arizona	80 72
												292	N	VCU	59 69
												305	A	Cal St. Fullerton	61 67
												346	A	NJIT	57 73

LAST 12 Division I GAMES:															
214	A	CSUN	59 51	305	A	Cal St. Fullerton	61 67								
175	H	UC Irvine	81 100	235	A	UC Riverside	53 77								
64	H	UC Davis	71 83	213	A	UC Santa Barbara	44 51								
151	H	Cal Poly	64 75	292	N	VCU	59 69								
213	H	UC Santa Barbara	74 90	346	A	NJIT	57 73								
255	A	Hawaii	66 74	240	H	New Mexico St.	63 72								

Non-Div I Games:

Long Beach St.

Loss,
Non-Conf,
S Site,
H Home
A Away
N Neutral

Average RPI Win: 301

Average RPI Loss: 244

WON-LOST
RECORDWINNING
PCT. RANKLAST 10
GAMESSTRENGTH OF
SCHEDULEOPP. STRENGTH
OF SCHEDULETEAM
RPIADJ.
RPICONF.
RPIADJ CONF.
RPI

DIV. I ONLY	2- 19	337	1- 9	334	348	349	349	27	27
DIV. I NON-CONF.	1- 9	318	0- 1	342	349	349	349	28	28
<hr/>									
TOTALS	RPI 1-25	RPI 26-50	W-L RECORDS	RPI 51-100	RPI 101-999	RPI 201+			
2- 19	0- 0	0- 0	OVERALL	0- 1	2- 18	2- 13			
2- 8	0- 0	0- 0	HOME	0- 1	2- 7	2- 5			
0- 11	0- 0	0- 0	AWAY	0- 0	0- 0	0- 0			
0- 0	0- 0	0- 0	NEUTRAL	0- 0	0- 0	0- 0			
1- 9	0- 0	0- 0	NON-CONFERENCE	0- 0	1- 9	1- 7			
1- 3	0- 0	0- 0	HOME	0- 0	1- 3	1- 3			
0- 6	0- 0	0- 0	AWAY	0- 0	0- 6	0- 4			
0- 0	0- 0	0- 0	NEUTRAL	0- 0	0- 0	0- 0			
1- 10	0- 0	0- 0	CONFERENCE	0- 1	1- 9	1- 6			
1- 5	0- 0	0- 0	HOME	0- 1	1- 4	1- 2			
0- 5	0- 0	0- 0	AWAY	0- 0	0- 5	0- 4			
0- 0	0- 0	0- 0	NEUTRAL	0- 0	0- 0	0- 0			

RPI 1-25				RPI 26-50				RPI 51-100				RPI 101+ Team's RPI: 349			
RPI	S	Opponent	Score	RPI	S	Opponent	Score	RPI	S	Opponent	Score	RPI	S	Opponent	Score
								99	H	Liberty	51 63	112	A	George Mason	41 60
												160	A	High Point	41 62
												160	H	High Point	39 75
												162	H	Radford	33 52
												198	A	Eastern Mich.	44 73
												217	H	Gardner-Webb	54 61
												218	H	Norfolk St.	45 64
												246	A	Campbell	48 58
												247	A	UNC Asheville	52 82
												254	H	Presbyterian	66 56
												266	H	Fairleigh Dickinson	52 72
												290	H	Valparaiso	68 81
												303	A	Charleston So.	57 73
												303	H	Charleston So.	61 78
												323	A	Wagner	43 60
												330	A	Delaware St.	56 60
												334	A	N.C. Central	75 87
												335	A	Marshall	45 90
												341	A	Winthrop	60 69
												347	H	UMass Lowell	84 82
<hr/>															
LAST 12 Division I GAMES:															
				160	H	High Point	39 75			162	H	Radford	33 52		
				303	H	Charleston So.	61 78			247	A	UNC Asheville	52 82		
				341	A	Winthrop	60 69			217	H	Gardner-Webb	54 61		
				246	A	Campbell	48 58			254	H	Presbyterian	66 56		
				99	H	Liberty	51 63			303	A	Charleston So.	57 73		
				160	A	High Point	41 62			218	H	Norfolk St.	45 64		

Non-Div I Games: Milligan 66 56

Longwood

■ Loss,
 ■ Non-Conf,
 S Site,
 ■ Home
 ■ Away
 N Neutral

Average RPI Win:	266	WON-LOST	WINNING	LAST 10	STRENGTH OF	OPP. STRENGTH	TEAM	ADJ.	CONF.	ADJ CONF.
Average RPI Loss:	93	RECORD	PCT. RANK	GAMES	SCHEDULE	OF SCHEDULE	RPI	RPI	RPI	RPI
DIV. I ONLY	12- 10	144	7- 3	183	193	155	155	23	23	
DIV. I NON-CONF.	5- 6	187	1- 0	88	87	139	139	23	23	

TOTALS	RPI 1-25	RPI 26-50	W-L RECORDS	RPI 51-100	RPI 101-999	RPI 201+				
12- 10	0- 2	0- 1	OVERALL	0- 2	12- 5	11- 0				
6- 3	0- 0	0- 0	HOME	0- 1	6- 2	6- 0				
5- 5	0- 1	0- 0	AWAY	0- 1	5- 1	4- 0				
1- 2	0- 1	0- 0	NEUTRAL	0- 0	1- 1	1- 0				
5- 6	0- 2	0- 1	NON-CONFERENCE	0- 2	5- 1	5- 0				
3- 1	0- 0	0- 0	HOME	0- 1	3- 0	3- 0				
1- 3	0- 1	0- 1	AWAY	0- 1	1- 0	1- 0				
1- 2	0- 1	0- 0	NEUTRAL	0- 0	1- 1	1- 0				
7- 4	0- 0	0- 0	CONFERENCE	0- 0	7- 4	6- 0				
3- 2	0- 0	0- 0	HOME	0- 0	3- 2	3- 0				
4- 2	0- 0	0- 0	AWAY	0- 0	4- 2	3- 0				
0- 0	0- 0	0- 0	NEUTRAL	0- 0	0- 0	0- 0				

RPI 1-25				RPI 26-50				RPI 51-100				RPI 101+ Team's RPI: 155			
RPI	S	Opponent	Score	RPI	S	Opponent	Score	RPI	S	Opponent	Score	RPI	S	Opponent	Score
3	N	Mississippi St.	37 94	26	A	LSU	45 60	63	A	Toledo	55 79	110	H	South Ala.	57 72
15	A	Texas A&M	62 83					93	H	Auburn	60 70	113	A	Little Rock	43 78
												131	N	Cleveland St.	45 54
												146	A	Texas St.	65 58
												181	H	Troy	55 62
												194	A	UT Arlington	61 63
												215	A	Arkansas St.	77 75
												225	H	New Orleans	66 57
												238	N	Niagara	68 52
												261	H	McNeese	98 86
												269	H	Appalachian St.	61 45
												276	H	Alcorn	67 47
												281	H	Coastal Caro.	59 55
												289	A	Southeastern La.	68 56
												319	A	Georgia St.	75 60
												336	A	La.-Monroe	76 48
												336	H	La.-Monroe	63 55
LAST 12 Division I GAMES:															
319	A	Georgia St.	75 60	336	H	La.-Monroe	63 55	281	H	Coastal Caro.	59 55	269	H	Appalachian St.	61 45
336	A	La.-Monroe	76 48	281	H	Coastal Caro.	59 55	215	A	Arkansas St.	77 75	113	A	Little Rock	43 78
181	H	Troy	55 62	269	H	Appalachian St.	61 45	113	A	Little Rock	43 78	276	H	Alcorn	67 47
110	H	South Ala.	57 72	215	A	Arkansas St.	77 75	276	H	Alcorn	67 47				
146	A	Texas St.	65 58	113	A	Little Rock	43 78								
194	A	UT Arlington	61 63	276	H	Alcorn	67 47								

Non-Div I Games: Dillard

53 60

Louisiana

Average RPI Win:	228	WON-LOST	WINNING	LAST 10	STRENGTH OF	OPP. STRENGTH	TEAM	ADJ.	CONF.	ADJ CONF.
Average RPI Loss:	140	RECORD	PCT. RANK	GAMES	SCHEDULE	OF SCHEDULE	RPI	RPI	RPI	RPI

DIV. I ONLY	14- 9	114	5- 5	241	195	173	173	18	18
DIV. I NON-CONF.	8- 4	87	1- 0	292	135	174	174	19	19
<hr/>									
TOTALS	RPI 1-25	RPI 26-50	W-L RECORDS	RPI 51-100	RPI 101-999	RPI 201+			
14- 9	0- 1	0- 0	OVERALL	1- 3	13- 5	9- 2			
10- 3	0- 0	0- 0	HOME	0- 2	10- 1	8- 0			
3- 5	0- 1	0- 0	AWAY	0- 1	3- 3	1- 1			
1- 1	0- 0	0- 0	NEUTRAL	1- 0	0- 1	0- 1			
8- 4	0- 1	0- 0	NON-CONFERENCE	1- 1	7- 2	5- 1			
6- 1	0- 0	0- 0	HOME	0- 0	6- 1	5- 0			
1- 2	0- 1	0- 0	AWAY	0- 1	1- 0	0- 0			
1- 1	0- 0	0- 0	NEUTRAL	1- 0	0- 1	0- 1			
6- 5	0- 0	0- 0	CONFERENCE	0- 2	6- 3	4- 1			
4- 2	0- 0	0- 0	HOME	0- 2	4- 0	3- 0			
2- 3	0- 0	0- 0	AWAY	0- 0	2- 3	1- 1			
0- 0	0- 0	0- 0	NEUTRAL	0- 0	0- 0	0- 0			

RPI 1-25				RPI 26-50				RPI 51-100				RPI 101+ Team's RPI: 173			
RPI	S	Opponent	Score	RPI	S	Opponent	Score	RPI	S	Opponent	Score	RPI	S	Opponent	Score
11	A	Texas	54 88					52	H	Western Ky.	64 74	108	H	Rice	75 55
								71	H	UAB	61 66	113	A	Little Rock	58 49
								76	N	Penn St.	71 59	117	A	Middle Tenn.	66 49
								93	A	Auburn	59 75	140	H	Clemson	47 55
												164	A	Southern Miss.	50 65
												177	H	Memphis	65 40
												193	A	Fla. Atlantic	72 86
												238	N	Niagara	67 73
												242	H	North Texas	61 53
												244	H	Grambling	64 53
												261	H	McNeese	78 62
												276	H	Alcorn	87 50
												291	H	UTSA	63 55
												299	A	FIU	54 57
												302	H	Old Dominion	59 45
												318	H	Houston Baptist	85 62
												335	A	Marshall	74 65
												336	H	La.-Monroe	71 49
<hr/>															
LAST 12 Division I GAMES:															
108	H	Rice	75 55	299	A	FIU	54 57								
71	H	UAB	61 66	335	A	Marshall	74 65								
117	A	Middle Tenn.	66 49	164	A	Southern Miss.	50 65								
52	H	Western Ky.	64 74	291	H	UTSA	63 55								
302	H	Old Dominion	59 45	242	H	North Texas	61 53								
193	A	Fla. Atlantic	72 86	276	H	Alcorn	87 50								

Non-Div I Games: LSU-Alexandria 87 47

Average RPI Win:	104	WON-LOST	WINNING	LAST 10	STRENGTH OF	OPP. STRENGTH	TEAM	ADJ.	CONF.	ADJ CONF.
Average RPI Loss:	6	RECORD	PCT. RANK	GAMES	SCHEDULE	OF SCHEDULE	RPI	RPI	RPI	RPI
DIV. I ONLY	25- 1	3	9- 1	23	5	4	4	1	1	
DIV. I NON-CONF.	14- 0	1	0- 0	115	16	10	10	1	1	

TOTALS	RPI 1-25	RPI 26-50	W-L RECORDS	RPI 51-100	RPI 101-999	RPI 201+				
25- 1	5- 1	5- 0	OVERALL	4- 0	11- 0	4- 0				
14- 1	3- 1	1- 0	HOME	2- 0	8- 0	3- 0				
11- 0	2- 0	4- 0	AWAY	2- 0	3- 0	1- 0				
0- 0	0- 0	0- 0	NEUTRAL	0- 0	0- 0	0- 0				
14- 0	2- 0	2- 0	NON-CONFERENCE	2- 0	8- 0	4- 0				
9- 0	1- 0	1- 0	HOME	1- 0	6- 0	3- 0				
5- 0	1- 0	1- 0	AWAY	1- 0	2- 0	1- 0				
0- 0	0- 0	0- 0	NEUTRAL	0- 0	0- 0	0- 0				
11- 1	3- 1	3- 0	CONFERENCE	2- 0	3- 0	0- 0				
5- 1	2- 1	0- 0	HOME	1- 0	2- 0	0- 0				
6- 0	1- 0	3- 0	AWAY	1- 0	1- 0	0- 0				
0- 0	0- 0	0- 0	NEUTRAL	0- 0	0- 0	0- 0				

RPI	S	Opponent	Score	RPI	S	Opponent	Score	RPI	S	Opponent	Score	RPI	S	Opponent	Score
2	H	Notre Dame	100 67	30	A	Virginia	77 41	54	H	Virginia Tech	67 56	104	H	Wake Forest	89 52
5	A	Ohio St.	95 90	35	H	Michigan	74 49	63	H	Tolledo	90 55	106	A	Kentucky	87 63
6	H	Florida St.	49 50	36	A	Syracuse	84 77	66	A	Georgia Tech	74 71	117	H	Middle Tenn.	80 26
9	H	Oregon	74 61	41	A	South Dakota St.	68 64	73	A	Indiana	72 59	123	H	Vanderbilt	79 57
16	H	Duke	66 60	42	A	Miami (FL)	84 74					140	H	Clemson	65 46
22	A	NC State	55 47									148	A	Pittsburgh	77 51

LAST 12 Division I GAMES:															
140	H	Clemson	65 46	148	A	Pittsburgh	77 51	2	H	Notre Dame	100 67	54	H	Virginia Tech	67 56
36	A	Syracuse	84 77	2	H	Notre Dame	100 67	16	H	Duke	66 60	22	A	NC State	55 47
30	A	Virginia	77 41	54	H	Virginia Tech	67 56	22	A	NC State	55 47	66	A	Georgia Tech	74 71
104	H	Wake Forest	89 52	16	H	Duke	66 60								
42	A	Miami (FL)	84 74	22	A	NC State	55 47								
6	H	Florida St.	49 50	66	A	Georgia Tech	74 71								

Non-Div I Games:

Louisville

Average RPI Win:	303	WON-LOST	WINNING	LAST 10	STRENGTH OF	OPP. STRENGTH	TEAM	ADJ.	CONF.	ADJ CONF.
Average RPI Loss:	153	RECORD	PCT. RANK	GAMES	SCHEDULE	OF SCHEDULE	RPI	RPI	RPI	RPI
DIV. I ONLY	5- 17	307	3- 7	262	194	295	295	24	24	
DIV. I NON-CONF.	2- 9	295	1- 0	216	81	283	283	22	22	

TOTALS	RPI 1-25	RPI 26-50	W-L RECORDS	RPI 51-100	RPI 101-999	RPI 201+				
5- 17	0- 2	0- 1	OVERALL	0- 2	5- 12	5- 5				
3- 5	0- 1	0- 0	HOME	0- 0	3- 4	3- 2				
2- 12	0- 1	0- 1	AWAY	0- 2	2- 8	2- 3				
0- 0	0- 0	0- 0	NEUTRAL	0- 0	0- 0	0- 0				
2- 9	0- 2	0- 1	NON-CONFERENCE	0- 1	2- 5	2- 1				
1- 3	0- 1	0- 0	HOME	0- 0	1- 2	1- 0				
1- 6	0- 1	0- 1	AWAY	0- 1	1- 3	1- 1				
0- 0	0- 0	0- 0	NEUTRAL	0- 0	0- 0	0- 0				
3- 8	0- 0	0- 0	CONFERENCE	0- 1	3- 7	3- 4				
2- 2	0- 0	0- 0	HOME	0- 0	2- 2	2- 2				
1- 6	0- 0	0- 0	AWAY	0- 1	1- 5	1- 2				
0- 0	0- 0	0- 0	NEUTRAL	0- 0	0- 0	0- 0				

RPI 1-25				RPI 26-50				RPI 51-100				RPI 101+ Team's RPI: 295			
RPI	S	Opponent	Score	RPI	S	Opponent	Score	RPI	S	Opponent	Score	RPI	S	Opponent	Score
13	H	Green Bay	39 76	32	A	Marquette	30 92	85	A	Drake	46 72	107	H	Western Mi ch.	47 65
24	A	DePaul	47 88					96	A	Butler	52 64	114	A	Milwaukee	41 63
												120	A	Missouri St.	36 75
												126	A	Northern Ill.	71 80
												145	A	Southern Ill.	46 62
												156	A	UNI	41 70
												200	H	Youngstown St.	49 73
												249	A	Bradley	71 61
												249	H	Bradley	57 59
												257	H	Indiana St.	65 73
												265	A	Illinois St.	49 57
												265	H	Illinois St.	62 59
												290	A	Valparaiso	60 76
												313	H	Ill.-Chicago	57 55
												316	A	Fort Wayne	70 79
												339	A	Chicago St.	46 28
												348	H	Evansville	82 63

LAST 12 Division I GAMES:															
249	A	Bradley	71 61	290	A	Valparaiso	60 76								
265	A	Illinois St.	49 57	265	H	Illinois St.	62 59								
348	H	Evansville	82 63	249	H	Bradley	57 59								
257	H	Indiana St.	65 73	85	A	Drake	46 72								
120	A	Missouri St.	36 75	156	A	UNI	41 70								
145	A	Southern Ill.	46 62	313	H	Ill.-Chicago	57 55								

Non-Div I Games:

Loyol a Chi cago

Average RPI Win:	219	WON-LOST	WINNING	LAST 10	STRENGTH OF	OPP. STRENGTH	TEAM	ADJ.	CONF.	ADJ CONF.
Average RPI Loss:	149	RECORD	PCT. RANK	GAMES	SCHEDULE	OF SCHEDULE	RPI	RPI	RPI	RPI
DIV. I ONLY	7- 16	276	5- 5	109	241	223	223	15	15	
DIV. I NON-CONF.	2- 9	295	0- 0	131	290	269	269	18	18	
<hr/>										
TOTALS	RPI 1-25	RPI 26-50	W-L RECORDS	RPI 51-100	RPI 101-999	RPI 201+				
7- 16	0- 1	0- 1	OVERALL	0- 3	7- 11	5- 5				
4- 5	0- 0	0- 0	HOME	0- 1	4- 4	3- 1				
3- 11	0- 1	0- 1	AWAY	0- 2	3- 7	2- 4				
0- 0	0- 0	0- 0	NEUTRAL	0- 0	0- 0	0- 0				
2- 9	0- 1	0- 1	NON-CONFERENCE	0- 0	2- 7	2- 3				
1- 3	0- 0	0- 0	HOME	0- 0	1- 3	1- 1				
1- 6	0- 1	0- 1	AWAY	0- 0	1- 4	1- 2				
0- 0	0- 0	0- 0	NEUTRAL	0- 0	0- 0	0- 0				
5- 7	0- 0	0- 0	CONFERENCE	0- 3	5- 4	3- 2				
3- 2	0- 0	0- 0	HOME	0- 1	3- 1	2- 0				
2- 5	0- 0	0- 0	AWAY	0- 2	2- 3	1- 2				
0- 0	0- 0	0- 0	NEUTRAL	0- 0	0- 0	0- 0				

RPI 1-25				RPI 26-50				RPI 51-100				RPI 101+ Team's RPI: 223			
RPI	S	Opponent	Score	RPI	S	Opponent	Score	RPI	S	Opponent	Score	RPI	S	Opponent	Score
14	A	Maryl and	45 114	32	A	Marquette	63 83	65	A	American	56 69	112	H	George Mason	72 80
								65	H	American	58 71	125	H	Georgetown	54 72
								83	A	Navy	44 73	130	A	Delaware	38 71
												133	A	Bucknell	68 65
												139	A	William & Mary	49 70
												161	H	Lehigh	67 64
												176	A	Army West Point	47 62
												176	H	Army West Point	62 69
												205	A	Boston U.	56 75
												218	A	Norfolk St.	61 58
												233	A	Holy Cross	65 58
												233	H	Holy Cross	77 60
												245	A	Lafayette	54 65
												263	H	Towson	67 76
												273	H	Cornell	78 63
												274	A	St. Francis Brooklyn	47 64
												280	H	Colgate	70 55
												284	A	Mt. St. Mary's	63 71
<hr/>															
LAST 12 Division I GAMES:															
				65	A	American	56 69	245	A	Lafayette	54 65				
				233	A	Holy Cross	65 58	65	H	American	58 71				
				176	A	Army West Point	47 62	233	H	Holy Cross	77 60				
				161	H	Lehigh	67 64	205	A	Boston U.	56 75				
				280	H	Colgate	70 55	176	H	Army West Point	62 69				
				133	A	Bucknell	68 65	83	A	Navy	44 73				

Non-Div I Games:

Loyola Maryl and

Average RPI Win: 207

Average RPI Loss: 140

WON-LOST
RECORDWINNING
PCT. RANKLAST 10
GAMESSTRENGTH OF
SCHEDULEOPP. STRENGTH
OF SCHEDULETEAM
RPIADJ.
RPICONF.
RPIADJ CONF.
RPIDIV. I ONLY
DIV. I NON-CONF.15- 8
7- 387
745- 5
0- 0257
297128
129137
155137
15513
1113
11

TOTALS

RPI 1-25

RPI 26-50

W-L RECORDS

RPI 51-100

RPI 101-999

RPI 201+

15- 8

0- 0

0- 1

OVERALL

3- 1

12- 6

9- 3

8- 4

0- 0

0- 0

HOME

2- 1

6- 3

4- 2

7- 4

0- 0

0- 1

AWAY

1- 0

6- 3

5- 1

0- 0

0- 0

0- 0

NEUTRAL

0- 0

0- 0

0- 0

7- 3

0- 0

0- 0

NON-CONFERENCE

1- 1

6- 2

4- 2

4- 2

0- 0

0- 0

HOME

1- 1

3- 1

2- 1

3- 1

0- 0

0- 0

AWAY

0- 0

3- 1

2- 1

0- 0

0- 0

0- 0

NEUTRAL

0- 0

0- 0

0- 0

8- 5

0- 0

0- 1

CONFERENCE

2- 0

6- 4

5- 1

4- 2

0- 0

0- 0

HOME

1- 0

3- 2

2- 1

4- 3

0- 0

0- 1

AWAY

1- 0

3- 2

3- 0

0- 0

0- 0

0- 0

NEUTRAL

0- 0

0- 0

0- 0

RPI 1-25

RPI 26-50

RPI 51-100

RPI 101+

Team's RPI: 137

RPI S Opponent Score

RPI S Opponent Score

RPI S Opponent Score

RPI S Opponent Score

39 A Gonzaga 67 77

51 H Southern California 70 80

102 A Saint Louis 62 60

84 A Saint Mary's (CA) 75 65

119 A BYU 52 62

84 H Saint Mary's (CA) 69 57

119 H BYU 55 67

89 H Miami (OH) 84 71

147 H Pacific 75 60

163 A San Francisco 60 78

198 H Eastern Mich. 73 64

203 A San Diego 67 53

203 H San Diego 54 60

212 A SMU 60 63

213 H UC Santa Barbara 67 61

214 H CSUN 68 75

235 A UC Riverside 67 59

241 H Pepperdine 75 60

278 A Santa Clara 65 51

283 H Arizona 84 70

314 A Portland 63 60

314 H Portland 76 55

327 A Long Beach St. 84 69

LAST 12 Division I GAMES:

84 A Saint Mary's (CA) 75 65

119 H BYU 55 67

314 H Portland 76 55

203 H San Diego 54 60

119 A BYU 52 62

163 A San Francisco 60 78

203 A San Diego 67 53

39 A Gonzaga 67 77

241 H Pepperdine 75 60

278 A Santa Clara 65 51

314 A Portland 63 60

147 H Pacific 75 60

L
o
y
o
l
a
M
a
r
y
m
o
u
n
tL
o
y
o
l
a
M
a
r
y
m
o
u
n
t

Non-Div I Games: Cal St. Dom. Hills 84 52

Loyola Marymount

Average RPI Win:	217	WON-LOST	WINNING	LAST 10	STRENGTH OF	OPP. STRENGTH	TEAM	ADJ.	CONF.	ADJ CONF.
Average RPI Loss:	57	RECORD	PCT. RANK	GAMES	SCHEDULE	OF SCHEDULE	RPI	RPI	RPI	RPI
DIV. I ONLY	15- 8	87	9- 1	86	129	67	67	20	20	
DIV. I NON-CONF.	5- 6	187	0- 0	34	9	65	65	24	24	

TOTALS	RPI 1-25	RPI 26-50	W-L RECORDS	RPI 51-100	RPI 101-999	RPI 201+				
15- 8	0- 3	0- 1	OVERALL	1- 3	14- 1	7- 0				
7- 2	0- 0	0- 0	HOME	1- 1	6- 1	4- 0				
7- 6	0- 3	0- 1	AWAY	0- 2	7- 0	2- 0				
1- 0	0- 0	0- 0	NEUTRAL	0- 0	1- 0	1- 0				
5- 6	0- 3	0- 1	NON-CONFERENCE	1- 2	4- 0	2- 0				
2- 1	0- 0	0- 0	HOME	1- 1	1- 0	1- 0				
2- 5	0- 3	0- 1	AWAY	0- 1	2- 0	0- 0				
1- 0	0- 0	0- 0	NEUTRAL	0- 0	1- 0	1- 0				
10- 2	0- 0	0- 0	CONFERENCE	0- 1	10- 1	5- 0				
5- 1	0- 0	0- 0	HOME	0- 0	5- 1	3- 0				
5- 1	0- 0	0- 0	AWAY	0- 1	5- 0	2- 0				
0- 0	0- 0	0- 0	NEUTRAL	0- 0	0- 0	0- 0				

RPI 1-25				RPI 26-50				RPI 51-100				RPI 101+			
RPI	S	Opponent	Score	RPI	S	Opponent	Score	RPI	S	Opponent	Score	RPI	S	Opponent	Score
3	A	Mississippi St.	43 83	42	A	Miami (FL)	70 80	63	A	Toledo	64 65	111	A	Dartmouth	64 51
5	A	Ohio St.	70 83					69	H	Harvard	76 51	152	A	Binghamton	61 38
16	A	Duke	39 69					80	A	Albany (NY)	54 68	152	H	Binghamton	62 66
								97	H	Tulane	34 42	158	A	Hartford	59 44
												158	H	Hartford	59 56
												178	A	New Hampshire	56 46
												178	H	New Hampshire	77 46
												196	A	Boston College	61 40
												211	H	Stony Brook	64 56
												271	H	Vermont	64 55
												282	H	Bryant	70 68
												285	N	Kennesaw St.	75 39
												326	A	UMBC	64 50
												326	H	UMBC	69 36
												347	A	UMass Lowell	69 51

LAST 12 Division I GAMES:															
178	H	New Hampshire	77 46	158	A	Hartford	59 44	271	H	Vermont	64 55				
158	H	Hartford	59 56	80	A	Albany (NY)	54 68	326	A	UMBC	64 50				
152	A	Binghamton	61 38	152	H	Binghamton	62 66								
347	A	UMass Lowell	69 51	211	H	Stony Brook	64 56								
326	H	UMBC	69 36												
178	A	New Hampshire	56 46												

Non-Div I Games: Maine Maritime 89 49 Me.-Fort Kent 100 40

Maine

Average RPI Win:	296	WON-LOST	WINNING	LAST 10	STRENGTH OF	OPP. STRENGTH	TEAM	ADJ.	CONF.	ADJ CONF.
Average RPI Loss:	154	RECORD	PCT. RANK	GAMES	SCHEDULE	OF SCHEDULE	RPI	RPI	RPI	RPI
DIV. I ONLY	9- 14	235	5- 5	259	279	252	252	28	28	
DIV. I NON-CONF.	3- 8	268	0- 0	127	241	227	227	26	26	

TOTALS	RPI 1-25	RPI 26-50	W-L RECORDS	RPI 51-100	RPI 101-999	RPI 201+				
9- 14	0- 0	0- 2	OVERALL	0- 4	9- 8	9- 5				
6- 3	0- 0	0- 0	HOME	0- 3	6- 0	6- 0				
2- 11	0- 0	0- 2	AWAY	0- 1	2- 8	2- 5				
1- 0	0- 0	0- 0	NEUTRAL	0- 0	1- 0	1- 0				
3- 8	0- 0	0- 2	NON-CONFERENCE	0- 3	3- 3	3- 2				
1- 2	0- 0	0- 0	HOME	0- 2	1- 0	1- 0				
1- 6	0- 0	0- 2	AWAY	0- 1	1- 3	1- 2				
1- 0	0- 0	0- 0	NEUTRAL	0- 0	1- 0	1- 0				
6- 6	0- 0	0- 0	CONFERENCE	0- 1	6- 5	6- 3				
5- 1	0- 0	0- 0	HOME	0- 1	5- 0	5- 0				
1- 5	0- 0	0- 0	AWAY	0- 0	1- 5	1- 3				
0- 0	0- 0	0- 0	NEUTRAL	0- 0	0- 0	0- 0				

RPI	S	Opponent	Score	RPI	S	Opponent	Score	RPI	S	Opponent	Score	RPI	S	Opponent	Score	Team's RPI: 252
30	A	Virginia	47 69	60	H	Quinnipiac	64 80	166	A	Marist	40 65	238	A	Niagara	64 65	
34	A	California	66 87	74	H	Fordham	48 54	178	A	New Hampshire	55 68	238	H	Niagara	82 64	
				76	A	Penn St.	46 78	197	A	Siena	51 56	253	A	Fairfield	52 55	
				80	H	Albany (NY)	56 62	211	A	Stony Brook	59 74	267	A	Rider	51 67	
								274	H	St. Francis Brooklyn	57 54	279	A	LIU Brooklyn	72 38	
								286	A	Sacred Heart	61 65	296	A	Canisius	59 56	
								296	H	Canisius	58 39	300	H	Monmouth	63 53	
								301	N	Coppin St.	74 56	338	H	Iona	67 63	
								344	H	Saint Peter's	76 64					
LAST 12 Division I GAMES:																
238	H	Niagara	82 64	238	A	Niagara	64 65	296	A	Canisius	59 56	166	A	Marist	40 65	
253	A	Fairfield	52 55	296	A	Canisius	58 39	60	H	Quinnipiac	64 80	344	H	Saint Peter's	76 64	
267	A	Rider	51 67	60	H	Quinnipiac	64 80									
300	H	Monmouth	63 53													
197	A	Siena	51 56													
338	H	Iona	67 63													

Non-Div I Games:

Manhattan

Average RPI Win:	274	WON-LOST	WINNING	LAST 10	STRENGTH OF	OPP. STRENGTH	TEAM	ADJ.	CONF.	ADJ CONF.
Average RPI Loss:	121	RECORD	PCT. RANK	GAMES	SCHEDULE	OF SCHEDULE	RPI	RPI	RPI	RPI
DIV. I ONLY	15- 10	117	8- 2	273	249	166	166	28	28	
DIV. I NON-CONF.	4- 8	239	0- 0	171	166	228	228	26	26	

TOTALS	RPI 1-25	RPI 26-50	W-L RECORDS	RPI 51-100	RPI 101-999	RPI 201+				
15- 10	0- 0	0- 1	OVERALL	0- 4	15- 5	14- 1				
8- 2	0- 0	0- 0	HOME	0- 1	8- 1	7- 0				
7- 6	0- 0	0- 0	AWAY	0- 2	7- 4	7- 1				
0- 2	0- 0	0- 1	NEUTRAL	0- 1	0- 0	0- 0				
4- 8	0- 0	0- 1	NON-CONFERENCE	0- 3	4- 4	4- 1				
2- 2	0- 0	0- 0	HOME	0- 1	2- 1	2- 0				
2- 4	0- 0	0- 0	AWAY	0- 1	2- 3	2- 1				
0- 2	0- 0	0- 1	NEUTRAL	0- 1	0- 0	0- 0				
11- 2	0- 0	0- 0	CONFERENCE	0- 1	11- 1	10- 0				
6- 0	0- 0	0- 0	HOME	0- 0	6- 0	5- 0				
5- 2	0- 0	0- 0	AWAY	0- 1	5- 1	5- 0				
0- 0	0- 0	0- 0	NEUTRAL	0- 0	0- 0	0- 0				

RPI	S	Opponent	Score	RPI	S	Opponent	Score	RPI	S	Opponent	Score	RPI	S	Opponent	Score
40	N	Purdue	47 61	51	N	Southern California	57 78	111	H	Dartmouth	51 60	134	A	Northeastern	72 78
				60	A	Quinnipiac	56 62	179	A	Temple	77 83	197	A	Siena	53 58
				83	H	Navy	70 77	197	H	Siena	73 54	205	A	Boston U.	80 52
				95	A	Seton Hall	60 85	233	H	Holy Cross	85 74	238	A	Niagara	84 78
								252	H	Manhattan	65 40	253	H	Fairfield	71 63
								255	A	Hawaii	63 70	267	A	Rider	80 69
								267	H	Rider	68 67	287	A	Massachusetts	88 60
								296	A	Canisius	78 53	300	A	Monmouth	85 57
								300	H	Monmouth	69 46	331	H	Rhode Island	64 42
								338	H	Iona	75 55	344	A	Saint Peter's	86 53

LAST 12 Division I GAMES:															
300	A	Monmouth	85 57	197	A	Siena	53 58	253	H	Fairfield	71 63	60	A	Quinnipiac	56 62
197	H	Siena	73 54	252	H	Manhattan	65 40	344	A	Saint Peter's	86 53	300	H	Monmouth	69 46
338	H	Iona	75 55												
296	A	Canisius	78 53												
238	A	Niagara	84 78												
267	H	Rider	68 67												

Non-Div I Games:

Marist

Average RPI Win:	142	WON-LOST	WINNING	LAST 10	STRENGTH OF	OPP. STRENGTH	TEAM	ADJ.	CONF.	ADJ CONF.
Average RPI Loss:	41	RECORD	PCT. RANK	GAMES	SCHEDULE	OF SCHEDULE	RPI	RPI	RPI	RPI
DIV. I ONLY	15- 8	87	7- 3	24	42	32	32	6	6	
DIV. I NON-CONF.	6- 5	153	0- 0	18	46	49	49	6	6	

TOTALS	RPI 1-25	RPI 26-50	W-L RECORDS	RPI 51-100	RPI 101-999	RPI 201+				
15- 8	2- 4	1- 2	OVERALL	3- 1	9- 1	4- 0				
10- 1	1- 0	0- 1	HOME	3- 0	6- 0	3- 0				
4- 6	1- 3	1- 1	AWAY	0- 1	2- 1	0- 0				
1- 1	0- 1	0- 0	NEUTRAL	0- 0	1- 0	1- 0				
6- 5	0- 3	0- 1	NON-CONFERENCE	0- 1	6- 0	3- 0				
4- 0	0- 0	0- 0	HOME	0- 0	4- 0	2- 0				
1- 4	0- 2	0- 1	AWAY	0- 1	1- 0	0- 0				
1- 1	0- 1	0- 0	NEUTRAL	0- 0	1- 0	1- 0				
9- 3	2- 1	1- 1	CONFERENCE	3- 0	3- 1	1- 0				
6- 1	1- 0	0- 1	HOME	3- 0	2- 0	1- 0				
3- 2	1- 1	1- 0	AWAY	0- 0	1- 1	0- 0				
0- 0	0- 0	0- 0	NEUTRAL	0- 0	0- 0	0- 0				

RPI 1-25					RPI 26-50					RPI 51-100					RPI 101+													
RPI	S	Opponent	Score		RPI	S	Opponent	Score		RPI	S	Opponent	Score		RPI	S	Opponent	Score										
2	A	Notre Dame	85	91	35	A	Michigan	76	82	59	H	St. John's (NY)	74	72	114	A	Milwaukee	83	68									
10	N	Tennessee	99	101	37	A	Creighton	92	77	81	A	New Mexico	87	88	125	A	Georgetown	58	85									
13	A	Green Bay	55	63	37	H	Creighton	73	74	95	H	Seton Hall	97	84	176	H	Army West Point	83	53									
24	A	DePaul	83	95						96	H	Butler	69	67	183	H	Wisconsin	88	65									
24	H	DePaul	93	81											188	A	Providence	77	60									
25	A	Villanova	67	57											188	H	Providence	94	61									
															207					H	Xavier	88	67					
																				223					H	Loyola Maryland	83	63
																				226					N	Montana	87	68
																				295					H	Loyola Chicago	92	30

LAST 12 Division I GAMES:																												
					37					H	Creighton	73	74						96					H	Butler	69	67	
					188					H	Providence	94	61						188					A	Providence	77	60	
					24					A	DePaul	83	95						37					A	Creighton	92	77	
					25					A	Villanova	67	57						24					H	DePaul	93	81	
					125					A	Georgetown	58	85						95					H	Seton Hall	97	84	
					207					H	Xavier	88	67						59					H	St. John's (NY)	74	72	

Non-Div I Games:

Marquette

Average RPI Win:	319	WON-LOST	WINNING	LAST 10	STRENGTH OF	OPP. STRENGTH	TEAM	ADJ.	CONF.	ADJ CONF.
Average RPI Loss:	172	RECORD	PCT. RANK	GAMES	SCHEDULE	OF SCHEDULE	RPI	RPI	RPI	RPI
DIV. I ONLY	5- 16	300	1- 9	327	171	335	335	18	18	
DIV. I NON-CONF.	4- 7	226	1- 0	330	214	324	324	19	19	

TOTALS	RPI 1-25	RPI 26-50	W-L RECORDS	RPI 51-100	RPI 101-999	RPI 201+				
5- 16	0- 0	0- 0	OVERALL	0- 3	5- 13	5- 4				
4- 8	0- 0	0- 0	HOME	0- 3	4- 5	4- 2				
1- 8	0- 0	0- 0	AWAY	0- 0	1- 8	1- 2				
0- 0	0- 0	0- 0	NEUTRAL	0- 0	0- 0	0- 0				
4- 7	0- 0	0- 0	NON-CONFERENCE	0- 2	4- 5	4- 1				
3- 4	0- 0	0- 0	HOME	0- 2	3- 2	3- 1				
1- 3	0- 0	0- 0	AWAY	0- 0	1- 3	1- 0				
0- 0	0- 0	0- 0	NEUTRAL	0- 0	0- 0	0- 0				
1- 9	0- 0	0- 0	CONFERENCE	0- 1	1- 8	1- 3				
1- 4	0- 0	0- 0	HOME	0- 1	1- 3	1- 1				
0- 5	0- 0	0- 0	AWAY	0- 0	0- 5	0- 2				
0- 0	0- 0	0- 0	NEUTRAL	0- 0	0- 0	0- 0				

RPI 1-25				RPI 26-50				RPI 51-100				RPI 101+				Team's RPI: 335
RPI	S	Opponent	Score	RPI	S	Opponent	Score	RPI	S	Opponent	Score	RPI	S	Opponent	Score	
								52	H	Western Ky.	66 86	106	A	Kentucky	39 69	
								76	H	Penn St.	65 80	117	H	Middle Tenn.	57 73	
								78	H	Ohio	52 54	131	A	Cleveland St.	76 85	
												145	H	Southern Ill.	59 64	
												164	A	Southern Miss.	61 70	
												170	A	Florida	69 74	
												173	H	Louisiana Tech	65 74	
												180	A	Charlotte	61 67	
												193	A	Fla. Atlantic	59 79	
												269	H	Appalachian St.	54 56	
												275	H	Morgan St.	73 68	
												291	H	UTSA	59 72	
												299	A	FIU	54 67	
												299	H	FIU	78 75	
												302	A	Old Dominion	53 69	
												333	A	Tennessee St.	71 65	
												341	H	Wintthrop	70 40	
												349	H	Longwood	90 45	

LAST 12 Division I GAMES:																
				291	H	UTSA	59 72	302	A	Old Dominion	53 69					
				164	A	Southern Miss.	61 70	173	H	Louisiana Tech	65 74					
				180	A	Charlotte	61 67	299	A	FIU	54 67					
				299	H	FIU	78 75	193	A	Fla. Atlantic	59 79					
				117	H	Middle Tenn.	57 73	333	A	Tennessee St.	71 65					
				52	H	Western Ky.	66 86	269	H	Appalachian St.	54 56					

Non-Div I Games: Ky. Christian 111 38 Alice Lloyd 96 46

Marshall

Average RPI Win:	139	WON-LOST	WINNING	LAST 10	STRENGTH OF	OPP. STRENGTH	TEAM	ADJ.	CONF.	ADJ CONF.
Average RPI Loss:	26	RECORD	PCT. RANK	GAMES	SCHEDULE	OF SCHEDULE	RPI	RPI	RPI	RPI
DIV. I ONLY	21- 3	9	5- 0	64	18	14	14	3	3	
DIV. I NON-CONF.	11- 2	22	1- 0	118	42	34	34	4	4	

TOTALS	RPI 1-25	RPI 26-50	W-L RECORDS	RPI 51-100	RPI 101-999	RPI 201+				
21- 3	3- 2	2- 0	OVERALL	6- 1	10- 0	8- 0				
11- 2	3- 1	0- 0	HOME	3- 1	5- 0	5- 0				
9- 1	0- 1	2- 0	AWAY	3- 0	4- 0	2- 0				
1- 0	0- 0	0- 0	NEUTRAL	0- 0	1- 0	1- 0				
11- 2	0- 2	2- 0	NON-CONFERENCE	2- 0	7- 0	7- 0				
6- 1	0- 1	0- 0	HOME	2- 0	4- 0	4- 0				
4- 1	0- 1	2- 0	AWAY	0- 0	2- 0	2- 0				
1- 0	0- 0	0- 0	NEUTRAL	0- 0	1- 0	1- 0				
10- 1	3- 0	0- 0	CONFERENCE	4- 1	3- 0	1- 0				
5- 1	3- 0	0- 0	HOME	1- 1	1- 0	1- 0				
5- 0	0- 0	0- 0	AWAY	3- 0	2- 0	0- 0				
0- 0	0- 0	0- 0	NEUTRAL	0- 0	0- 0	0- 0				

RPI	S	Opponent	Score	RPI	S	Opponent	Score	RPI	S	Opponent	Score	RPI	S	Opponent	Score
1	A	UConn	72 97	30	A	Virginia	60 59	58	A	Nebraska	64 57	183	A	Wisconsin	71 44
5	H	Ohio St.	99 69	42	A	Miami (FL)	79 71	61	A	Michigan St.	76 68	187	A	Northwestern	68 65
17	H	South Carolina	86 94					61	H	Michigan St.	68 82	206	H	Illinois	100 65
18	H	Rutgers	88 60					73	H	Indiana	74 70	222	A	Akron	75 54
20	H	Iowa	80 64					76	A	Penn St.	69 65	223	H	Loyola Maryland	114 45
								80	H	Albany (NY)	91 58	234	H	Howard	111 49
								94	H	George Washington	80 54	238	H	Niagara	92 65
												284	H	Mt. St. Mary's	97 57
												285	N	Kennesaw St.	89 35
												301	A	Coppin St.	113 49

LAST 12 Division I GAMES:															
42	A	Miami (FL)	79 71	73	H	Indiana	74 70	61	H	Michigan St.	68 82	183	A	Wisconsin	71 44
61	A	Michigan St.	76 68					20	H	Iowa	80 64	76	A	Penn St.	69 65
58	A	Nebraska	64 57					206	H	Illinois	100 65				
18	H	Rutgers	88 60												
187	A	Northwestern	68 65												
5	H	Ohio St.	99 69												

Non-Div I Games:

Maryland

Average RPI Win:	284	WON-LOST	WINNING	LAST 10	STRENGTH OF	OPP. STRENGTH	TEAM	ADJ.	CONF.	ADJ CONF.
Average RPI Loss:	163	RECORD	PCT. RANK	GAMES	SCHEDULE	OF SCHEDULE	RPI	RPI	RPI	RPI
DIV. I ONLY	9- 13	224	3- 7	331	198	287	287	12	12	
DIV. I NON-CONF.	6- 5	153	0- 1	345	310	286	286	10	10	

TOTALS	RPI 1-25	RPI 26-50	W-L RECORDS	RPI 51-100	RPI 101-999	RPI 201+				
9- 13	0- 0	0- 1	OVERALL	1- 2	8- 10	8- 4				
5- 6	0- 0	0- 1	HOME	1- 1	4- 4	4- 1				
3- 7	0- 0	0- 0	AWAY	0- 1	3- 6	3- 3				
1- 0	0- 0	0- 0	NEUTRAL	0- 0	1- 0	1- 0				
6- 5	0- 0	0- 0	NON-CONFERENCE	1- 0	5- 5	5- 2				
3- 2	0- 0	0- 0	HOME	1- 0	2- 2	2- 0				
2- 3	0- 0	0- 0	AWAY	0- 0	2- 3	2- 2				
1- 0	0- 0	0- 0	NEUTRAL	0- 0	1- 0	1- 0				
3- 8	0- 0	0- 1	CONFERENCE	0- 2	3- 5	3- 2				
2- 4	0- 0	0- 1	HOME	0- 1	2- 2	2- 1				
1- 4	0- 0	0- 0	AWAY	0- 1	1- 3	1- 1				
0- 0	0- 0	0- 0	NEUTRAL	0- 0	0- 0	0- 0				

RPI 1-25				RPI 26-50				RPI 51-100				RPI 101+				Team's RPI: 287	
RPI	S	Opponent	Score	RPI	S	Opponent	Score	RPI	S	Opponent	Score	RPI	S	Opponent	Score		
				45	H	Dayton	49 78										
								55	A	Duquesne	57 60	102	A	Saint Louis	63 64		
								74	H	Fordham	51 62	134	H	Northeastern	54 64		
								99	H	Liberty	64 61	144	A	North Dakota	52 82		
												157	A	Davison	81 87		
												166	H	Marist	60 88		
												192	H	Saint Joseph's	79 84		
												209	H	Richmond	39 51		
												224	H	La Salle	69 66		
												243	A	St. Bonaventure	59 69		
												263	H	Towson	72 49		
												270	A	North Dakota St.	70 82		
												292	H	VCU	79 75		
												315	A	Incarnate Word	64 45		
												324	A	UTRGV	59 67		
												331	A	Rhode Island	61 59		
												342	N	Mississippi Val.	85 46		
												344	H	Saint Peter's	81 65		
												347	A	UMass Lowell	73 63		
LAST 12 Division I GAMES:																	
				45	H	Dayton	49 78					102	A	Saint Louis	63 64		
				224	H	La Salle	69 66					192	H	Saint Joseph's	79 84		
				209	H	Richmond	39 51					243	A	St. Bonaventure	59 69		
				331	A	Rhode Island	61 59					74	H	Fordham	51 62		
				157	A	Davison	81 87					55	A	Duquesne	57 60		
				292	H	VCU	79 75					166	H	Marist	60 88		

Non-Div I Games: Me.-Fort Kent 111 45 Fisher 121 38

Massachusetts

Average RPI Win:	319	WON-LOST	WINNING	LAST 10	STRENGTH OF	OPP. STRENGTH	TEAM	ADJ.	CONF.	ADJ CONF.
Average RPI Loss:	152	RECORD	PCT. RANK	GAMES	SCHEDULE	OF SCHEDULE	RPI	RPI	RPI	RPI
DIV. I ONLY	7- 12	246	5- 5	309	210	261	261	25	25	
DIV. I NON-CONF.	1- 7	310	0- 1	110	109	282	282	25	25	

TOTALS	RPI 1-25	RPI 26-50	W-L RECORDS	RPI 51-100	RPI 101-999	RPI 201+				
7- 12	0- 2	0- 0	OVERALL	0- 1	7- 9	7- 5				
2- 5	0- 0	0- 0	HOME	0- 1	2- 4	2- 4				
5- 7	0- 2	0- 0	AWAY	0- 0	5- 5	5- 1				
0- 0	0- 0	0- 0	NEUTRAL	0- 0	0- 0	0- 0				
1- 7	0- 2	0- 0	NON-CONFERENCE	0- 1	1- 4	1- 2				
1- 2	0- 0	0- 0	HOME	0- 1	1- 1	1- 1				
0- 5	0- 2	0- 0	AWAY	0- 0	0- 3	0- 1				
0- 0	0- 0	0- 0	NEUTRAL	0- 0	0- 0	0- 0				
6- 5	0- 0	0- 0	CONFERENCE	0- 0	6- 5	6- 3				
1- 3	0- 0	0- 0	HOME	0- 0	1- 3	1- 3				
5- 2	0- 0	0- 0	AWAY	0- 0	5- 2	5- 0				
0- 0	0- 0	0- 0	NEUTRAL	0- 0	0- 0	0- 0				

RPI 1-25				RPI 26-50				RPI 51-100				RPI 101+ Team's RPI: 261			
RPI	S	Opponent	Score	RPI	S	Opponent	Score	RPI	S	Opponent	Score	RPI	S	Opponent	Score
8	A	Bayl or	34 95					97	H	Tul ane	66 70	109	A	Lamar Universi ty	58 83
11	A	Texas	34 100									127	A	SFA	58 73
												155	A	Loui si ana	86 98
												173	A	Loui si ana Tech	62 78
												212	A	SMU	59 65
												216	H	Abilene Christian	75 80
												225	H	New Orleans	64 77
												244	H	Grambl ing	60 75
												248	H	Nicholls St.	54 61
												289	A	Southeastern La.	77 65
												315	A	Incarnate Word	66 57
												318	A	Houston Baptist	86 74
												320	A	Northwestern St.	60 44
												320	H	Northwestern St.	72 67
												332	A	Sam Houston St.	66 63
												336	H	La. -Monroe	65 61

LAST 12 Division I GAMES:															
127	A	SFA	58 73	248	H	Nicholls St.	54 61								
320	A	Northwestern St.	60 44	225	H	New Orleans	64 77								
332	A	Sam Houston St.	66 63	216	H	Abilene Christian	75 80								
109	A	Lamar University	58 83	320	H	Northwestern St.	72 67								
318	A	Houston Baptist	86 74	315	A	Incarnate Word	66 57								
289	A	Southeastern La.	77 65	212	A	SMU	59 65								

Non-Div I Games: LSU-Alexandria 73 53 Louisiana Col. 84 46 Southern-N. O. 76 61

McNeese

Average RPI Win:	210	WON-LOST	WINNING	LAST 10	STRENGTH OF	OPP. STRENGTH	TEAM	ADJ.	CONF.	ADJ CONF.
Average RPI Loss:	93	RECORD	PCT. RANK	GAMES	SCHEDULE	OF SCHEDULE	RPI	RPI	RPI	RPI
DIV. I ONLY	7- 16	276	2- 8	33	87	177	177	8	8	
DIV. I NON-CONF.	5- 8	220	2- 0	83	162	207	207	7	7	

TOTALS	RPI 1-25	RPI 26-50	W-L RECORDS	RPI 51-100	RPI 101-999	RPI 201+				
7- 16	0- 4	0- 3	OVERALL	1- 1	6- 8	4- 1				
5- 6	0- 1	0- 1	HOME	1- 1	4- 3	4- 1				
2- 7	0- 1	0- 2	AWAY	0- 0	2- 4	0- 0				
0- 3	0- 2	0- 0	NEUTRAL	0- 0	0- 1	0- 0				
5- 8	0- 2	0- 0	NON-CONFERENCE	1- 1	4- 5	3- 1				
4- 3	0- 0	0- 0	HOME	1- 1	3- 2	3- 1				
1- 2	0- 0	0- 0	AWAY	0- 0	1- 2	0- 0				
0- 3	0- 2	0- 0	NEUTRAL	0- 0	0- 1	0- 0				
2- 8	0- 2	0- 3	CONFERENCE	0- 0	2- 3	1- 0				
1- 3	0- 1	0- 1	HOME	0- 0	1- 1	1- 0				
1- 5	0- 1	0- 2	AWAY	0- 0	1- 2	0- 0				
0- 0	0- 0	0- 0	NEUTRAL	0- 0	0- 0	0- 0				

RPI 1-25				RPI 26-50				RPI 51-100				RPI 101+ Team's RPI: 177			
RPI	S	Opponent	Score	RPI	S	Opponent	Score	RPI	S	Opponent	Score	RPI	S	Opponent	Score
1	A	UConn	49 97	28	H	South Fla.	62 81	71	H	UAB	64 62	113	A	Little Rock	57 86
1	H	UConn	36 93	48	A	UCF	41 61	75	H	IUPUI	57 80	123	A	Vanderbilt	71 60
5	N	Ohio St.	69 100	49	A	Houston	55 66					135	N	Kent St.	55 70
24	N	DePaul	67 81									138	A	Cincinnati	53 64
												145	H	Southern Ill.	56 68
												171	A	Wichita St.	61 69
												171	H	Wichita St.	64 77
												173	A	Louisiana Tech	40 65
												182	A	Tulsa	69 48
												206	H	Illinois	47 63
												208	H	East Carolina	72 36
												244	H	Grambling	57 48
												306	H	Jackson St.	64 53
												333	H	Tennessee St.	79 75
LAST 12 Division I GAMES:															
49	A	Houston	55 66	182	A	Tulsa	69 48								
48	A	UCF	41 61	171	A	Wichita St.	61 69								
171	H	Wichita St.	64 77	208	H	East Carolina	72 36								
1	H	UConn	36 93	1	A	UConn	49 97								
138	A	Cincinnati	53 64	244	H	Grambling	57 48								
28	H	South Fla.	62 81	306	H	Jackson St.	64 53								

Non-Div I Games:

Memphis

Average RPI Win:	212	WON-LOST	WINNING	LAST 10	STRENGTH OF	OPP. STRENGTH	TEAM	ADJ.	CONF.	ADJ CONF.
Average RPI Loss:	38	RECORD	PCT. RANK	GAMES	SCHEDULE	OF SCHEDULE	RPI	RPI	RPI	RPI
DIV. I ONLY	22- 2	5	10- 0	225	173	57	57	17	17	
DIV. I NON-CONF.	13- 2	20	3- 0	219	185	66	66	16	16	

TOTALS	RPI 1-25	RPI 26-50	W-L RECORDS	RPI 51-100	RPI 101-999	RPI 201+				
22- 2	0- 1	1- 0	OVERALL	3- 1	18- 0	11- 0				
10- 1	0- 1	0- 0	HOME	1- 0	9- 0	7- 0				
11- 0	0- 0	1- 0	AWAY	2- 0	8- 0	3- 0				
1- 1	0- 0	0- 0	NEUTRAL	0- 1	1- 0	1- 0				
13- 2	0- 1	1- 0	NON-CONFERENCE	2- 1	10- 0	7- 0				
6- 1	0- 1	0- 0	HOME	1- 0	5- 0	4- 0				
6- 0	0- 0	1- 0	AWAY	1- 0	4- 0	2- 0				
1- 1	0- 0	0- 0	NEUTRAL	0- 1	1- 0	1- 0				
9- 0	0- 0	0- 0	CONFERENCE	1- 0	8- 0	4- 0				
4- 0	0- 0	0- 0	HOME	0- 0	4- 0	3- 0				
5- 0	0- 0	0- 0	AWAY	1- 0	4- 0	1- 0				
0- 0	0- 0	0- 0	NEUTRAL	0- 0	0- 0	0- 0				

RPI 1-25				RPI 26-50				RPI 51-100 Team's RPI: 57				RPI 101+			
RPI	S	Opponent	Score	RPI	S	Opponent	Score	RPI	S	Opponent	Score	RPI	S	Opponent	Score
23	H	Georgia	54 72	48	A	UCF	73 64	52	N	Western Ky.	62 67	141	A	ETSU	85 65
								90	A	Chattanooga	71 50	157	H	Davidson	69 54
								94	H	George Washington	61 44	167	A	Samford	73 59
								100	A	North Carolina	97 86	180	A	Charlotte	90 74
												184	A	Furman	86 64
												184	H	Furman	65 53
												193	A	Fla. Atlantic	66 55
												234	H	Howard	70 44
												236	H	UNCG	80 57
												246	A	Campbell	58 57
												247	A	UNC Asheville	67 56
												288	A	Wofford	71 46
												288	H	Wofford	80 39
												292	N	VCU	70 54
												310	H	Western Caro.	72 50
												321	H	South Carolina St.	74 53
												325	H	Ga. Southern	72 45
												341	H	Winthrop	93 45

LAST 12 Division I GAMES:															
288	H	Wofford	80 39	167	A	Samford	73 59								
184	H	Furman	65 53	184	A	Furman	86 64								
90	A	Chattanooga	71 50	288	A	Wofford	71 46								
141	A	ETSU	85 65	180	A	Charlotte	90 74								
310	H	Western Caro.	72 50	100	A	North Carolina	97 86								
236	H	UNCG	80 57	234	H	Howard	70 44								

Non-Div I Games:

Mercer

Average RPI	Win:	145	WON-LOST RECORD	WINNING PCT. RANK	LAST 10 GAMES	STRENGTH OF SCHEDULE	OPP. STRENGTH OF SCHEDULE	TEAM RPI	ADJ. RPI	CONF. RPI	ADJ CONF. RPI
Average RPI	Loss:	46									
DIV. I ONLY		17- 7		57	6- 4	42	26	42	42	1	1
DIV. I NON-CONF.		10- 3		51	1- 0	172	78	92	92	1	1

TOTALS	RPI 1-25		RPI 26-50		W-L RECORDS	RPI 51-100		RPI 101-999		RPI 201+	
17- 7	2- 4		1- 0		OVERALL	4- 1		10- 2		5- 0	
11- 4	2- 2		1- 0		HOME	2- 1		6- 1		4- 0	
4- 3	0- 2		0- 0		AWAY	2- 0		2- 1		0- 0	
2- 0	0- 0		0- 0		NEUTRAL	0- 0		2- 0		1- 0	
10- 3	0- 1		0- 0		NON-CONFERENCE	2- 1		8- 1		5- 0	
8- 2	0- 1		0- 0		HOME	2- 1		6- 0		4- 0	
0- 1	0- 0		0- 0		AWAY	0- 0		0- 1		0- 0	
2- 0	0- 0		0- 0		NEUTRAL	0- 0		2- 0		1- 0	
7- 4	2- 3		1- 0		CONFERENCE	2- 0		2- 1		0- 0	
3- 2	2- 1		1- 0		HOME	0- 0		0- 1		0- 0	
4- 2	0- 2		0- 0		AWAY	2- 0		2- 0		0- 0	
0- 0	0- 0		0- 0		NEUTRAL	0- 0		0- 0		0- 0	

RPI 1-25				RPI 26-50				Team's RPI: 42				RPI 51-100				RPI 101+			
RPI	S	Opponent	Score	RPI	S	Opponent	Score	RPI	S	Opponent	Score	RPI	S	Opponent	Score	RPI	S	Opponent	Score
2	A	Notre Dame	76 83	36	H	Syracuse	72 67	54	A	Virginia Tech	82 78	104	H	Wake Forest	50 61				
4	H	Louisville	74 84					59	H	St. John's (NY)	64 74	106	H	Kentucky	65 54				
6	A	Florida St.	67 105					61	H	Michigan St.	67 57	128	H	Bethune-Cookman	85 39				
14	H	Maryland	71 79					67	H	Maine	80 70	136	A	Colorado	61 67				
16	H	Duke	51 48					100	A	North Carolina	92 72	140	A	Clemson	72 60				
22	H	NC State	52 48									145	N	Southern Ill.	75 65				
												196	A	Boston College	65 43				
												225	H	New Orleans	76 46				
												271	H	Vermont	73 49				
												277	N	Sacramento St.	82 56				
												299	H	FIU	77 69				
												317	H	Alabama St.	79 31				

										LAST 12 Division I GAMES:									
22	H	NC State	52 48	140	A	Clemson	72 60	6	A	Florida St.	67 105								
100	A	North Carolina	92 72					104	H	Wake Forest	50 61								
54	A	Virginia Tech	82 78					2	A	Notre Dame	76 83								
4	H	Louisville	74 84					16	H	Duke	51 48								
196	A	Boston College	65 43					128	H	Bethune-Cookman	85 39								
36	H	Syracuse	72 67																

Non-Div I Games:

Miami (FL)

Average RPI	Win:	198	WON-LOST	WINNING	LAST 10	STRENGTH OF	OPP. STRENGTH	TEAM	ADJ.	CONF.	ADJ CONF.
Average RPI	Loss:	89	RECORD	PCT. RANK	GAMES	SCHEDULE	OF SCHEDULE	RPI	RPI	RPI	RPI
DIV. I ONLY		15- 8		87	6- 4	134	143	89	89	7	7
DIV. I NON-CONF.		8- 3		65	0- 0	257	309	102	102	8	8

TOTALS	RPI 1-25		RPI 26-50		W-L RECORDS	RPI 51-100		RPI 101-999		RPI 201+	
15- 8	0- 1		0- 3		OVERALL	3- 0		12- 4		7- 0	
9- 2	0- 0		0- 1		HOME	2- 0		7- 1		6- 0	
5- 6	0- 1		0- 2		AWAY	1- 0		4- 3		1- 0	
1- 0	0- 0		0- 0		NEUTRAL	0- 0		1- 0		0- 0	
8- 3	0- 0		0- 1		NON-CONFERENCE	1- 0		7- 2		6- 0	
5- 0	0- 0		0- 0		HOME	0- 0		5- 0		5- 0	
2- 3	0- 0		0- 1		AWAY	1- 0		1- 2		1- 0	
1- 0	0- 0		0- 0		NEUTRAL	0- 0		1- 0		0- 0	
7- 5	0- 1		0- 2		CONFERENCE	2- 0		5- 2		1- 0	
4- 2	0- 0		0- 1		HOME	2- 0		2- 1		1- 0	
3- 3	0- 1		0- 1		AWAY	0- 0		3- 1		0- 0	
0- 0	0- 0		0- 0		NEUTRAL	0- 0		0- 0		0- 0	

RPI	S	Opponent	Score	RPI	S	Opponent	Score	RPI	S	Opponent	Score	RPI	S	Opponent	Score
21	A	Buffalo	67 72	27	H	Central Mi ch.	66 84	63	H	Toledo	67 58	107	A	Western Mi ch.	70 81
				40	A	Purdue	66 75	75	A	IUPUI	96 83	126	A	Northern Ill.	77 62
				43	A	Ball St.	61 86	78	H	Ohio	64 55	126	H	Northern Ill.	67 65
												137	A	Loyola Marymount	71 84
												138	A	Cincinnati	62 73
												190	N	Denver	69 52
												195	A	Bowling Green	66 62
												198	A	Eastern Mi ch.	73 69
												198	H	Eastern Mi ch.	59 74
												202	H	Jacksonville St.	58 55
												222	H	Akron	75 67
												257	A	Indiana St.	68 56
												290	H	Valparaiso	77 68
												296	H	Cani sus	72 47
												307	H	Detroit Mercy	91 64
												343	H	Florida A&M	73 33
LAST 12 Division I GAMES:															
63	H	Toledo	67 58	222	H	Akron	75 67								
195	A	Bowling Green	66 62	198	H	Eastern Mi ch.	59 74								
126	A	Northern Ill.	77 62	21	A	Buffalo	67 72								
78	H	Ohio	64 55	27	H	Central Mi ch.	66 84								
198	A	Eastern Mi ch.	73 69	43	A	Ball St.	61 86								
107	A	Western Mi ch.	70 81	126	H	Northern Ill.	67 65								

Non-Div I Games:

Mi ami (OH)

Average RPI Win:	173	WON-LOST	WINNING	LAST 10	STRENGTH OF	OPP. STRENGTH	TEAM	ADJ.	CONF.	ADJ CONF.
Average RPI Loss:	30	RECORD	PCT. RANK	GAMES	SCHEDULE	OF SCHEDULE	RPI	RPI	RPI	RPI
DIV. I ONLY	14- 11	138	3- 7	26	34	61	61	3	3	
DIV. I NON-CONF.	10- 3	51	0- 0	92	64	40	40	4	4	

TOTALS	RPI 1-25	RPI 26-50	W-L RECORDS	RPI 51-100	RPI 101-999	RPI 201+				
14- 11	1- 6	1- 3	OVERALL	2- 2	10- 0	6- 0				
7- 4	0- 3	0- 0	HOME	1- 1	6- 0	3- 0				
5- 6	1- 2	0- 3	AWAY	1- 1	3- 0	2- 0				
2- 1	0- 1	1- 0	NEUTRAL	0- 0	1- 0	1- 0				
10- 3	0- 2	1- 1	NON-CONFERENCE	1- 0	8- 0	5- 0				
6- 0	0- 0	0- 0	HOME	1- 0	5- 0	3- 0				
2- 2	0- 1	0- 1	AWAY	0- 0	2- 0	1- 0				
2- 1	0- 1	1- 0	NEUTRAL	0- 0	1- 0	1- 0				
4- 8	1- 4	0- 2	CONFERENCE	1- 2	2- 0	1- 0				
1- 4	0- 3	0- 0	HOME	0- 1	1- 0	0- 0				
3- 4	1- 1	0- 2	AWAY	1- 1	1- 0	1- 0				
0- 0	0- 0	0- 0	NEUTRAL	0- 0	0- 0	0- 0				

RPI 1-25				RPI 26-50				RPI 51-100				Team's RPI: 61				RPI 101+											
RPI	S	Opponent	Score	RPI	S	Opponent	Score	RPI	S	Opponent	Score	RPI	S	Opponent	Score	RPI	S	Opponent	Score								
1	N	UConn	62 96	28	N	South Fla.	83 73	60	H	Qui nni pi ac	74 55	107	H	Western Mi ch.	65 62												
2	A	Notre Dame	59 90	35	A	Mi chi gan	48 74	73	A	Indi ana	68 46	141	A	ETSU	83 74												
5	A	Ohio St.	62 78	42	A	Mi ami (FL)	57 67	73	H	Indi ana	65 69	153	H	Robert Morris	100 58												
14	A	Maryl and	82 68	47	A	Mi nnesota	77 83	76	A	Penn St.	59 74	187	H	Northwestern	81 51												
14	H	Maryl and	68 76									206	A	Illinoi s	67 55												
18	H	Rutgers	58 61									219	H	Oakl and	95 63												
20	H	Iowa	68 71									259	H	Col. of Charleston	107 43												
												307	A	Detroit Mercy	97 60												
												331	H	Rhode Isl and	82 38												
												342	N	Mi ssi ssi ppi Val.	83 64												

				LAST 12 Division I GAMES:																							
14	H	Maryl and	68 76	206	A	Illinoi s	67 55	14	A	Maryl and	82 68																
76	A	Penn St.	59 74	47	A	Mi nnesota	77 83	187	H	Northwestern	81 51																
20	H	Iowa	68 71	18	H	Rutgers	58 61	73	A	Indi ana	68 46																
5	A	Ohio St.	62 78																								
35	A	Mi chi gan	48 74																								
73	H	Indi ana	65 69																								

Non-Div I Games:

Michigan St.

Average RPI Win:	228	WON-LOST	WINNING	LAST 10	STRENGTH OF	OPP. STRENGTH	TEAM	ADJ.	CONF.	ADJ CONF.
Average RPI Loss:	89	RECORD	PCT. RANK	GAMES	SCHEDULE	OF SCHEDULE	RPI	RPI	RPI	RPI
DIV. I ONLY	14- 9	114	6- 4	166	132	117	117	18	18	
DIV. I NON-CONF.	8- 5	111	2- 0	241	59	116	116	19	19	

TOTALS	RPI 1-25	RPI 26-50	W-L RECORDS	RPI 51-100	RPI 101-999	RPI 201+				
14- 9	0- 1	0- 0	OVERALL	0- 5	14- 3	8- 0				
7- 3	0- 0	0- 0	HOME	0- 1	7- 2	4- 0				
6- 5	0- 1	0- 0	AWAY	0- 3	6- 1	3- 0				
1- 1	0- 0	0- 0	NEUTRAL	0- 1	1- 0	1- 0				
8- 5	0- 1	0- 0	NON-CONFERENCE	0- 3	8- 1	5- 0				
5- 0	0- 0	0- 0	HOME	0- 0	5- 0	3- 0				
2- 4	0- 1	0- 0	AWAY	0- 2	2- 1	1- 0				
1- 1	0- 0	0- 0	NEUTRAL	0- 1	1- 0	1- 0				
6- 4	0- 0	0- 0	CONFERENCE	0- 2	6- 2	3- 0				
2- 3	0- 0	0- 0	HOME	0- 1	2- 2	1- 0				
4- 1	0- 0	0- 0	AWAY	0- 1	4- 0	2- 0				
0- 0	0- 0	0- 0	NEUTRAL	0- 0	0- 0	0- 0				

RPI 1-25				RPI 26-50				RPI 51-100				RPI 101+				Team's RPI: 117
RPI	S	Opponent	Score	RPI	S	Opponent	Score	RPI	S	Opponent	Score	RPI	S	Opponent	Score	
4	A	Louisville	26 80					51	N	Southern California	57 72	106	H	Kentucky	62 57	
								52	A	Western Ky.	43 57	122	A	Ole Miss	56 65	
								66	A	Georgia Tech	45 48	123	A	Vanderbilt	65 54	
								71	H	UAB	51 59	124	A	UTEP	54 45	
								97	A	Tulane	44 62	164	H	Southern Miss.	53 61	
												173	H	Louisiana Tech	49 66	
												180	H	Charlotte	64 45	
												181	H	Troy	73 57	
												193	A	Fla. Atlantic	69 65	
												242	H	North Texas	56 48	
												247	A	UNC Asheville	72 57	
												264	H	Lipscomb	72 48	
												291	A	UTSA	62 47	
												296	N	Canisius	55 45	
												301	H	Coppin St.	69 39	
												309	H	Tennessee Tech	58 44	
												335	A	Marshall	73 57	

LAST 12 Division I GAMES:																
193	A	Fla. Atlantic	69 65	124	A	UTEP	54 45									
173	H	Louisiana Tech	49 66	291	A	UTSA	62 47									
180	H	Charlotte	64 45	71	H	UAB	51 59									
335	A	Marshall	73 57	52	A	Western Ky.	43 57									
164	H	Southern Miss.	53 61	106	H	Kentucky	62 57									
242	H	North Texas	56 48	296	N	Canisius	55 45									

Non-Div I Games:

Middle Tenn.

Average RPI Win:	235	WON-LOST	WINNING	LAST 10	STRENGTH OF	OPP. STRENGTH	TEAM	ADJ.	CONF.	ADJ CONF.
Average RPI Loss:	85	RECORD	PCT. RANK	GAMES	SCHEDULE	OF SCHEDULE	RPI	RPI	RPI	RPI
DIV. I ONLY	17- 7	57	7- 3	261	149	114	114	11	11	
DIV. I NON-CONF.	9- 3	61	0- 0	283	159	112	112	13	13	

TOTALS	RPI 1-25	RPI 26-50	W-L RECORDS	RPI 51-100	RPI 101-999	RPI 201+				
17- 7	0- 1	0- 2	OVERALL	0- 2	17- 2	11- 1				
7- 3	0- 0	0- 1	HOME	0- 1	7- 1	4- 1				
9- 3	0- 1	0- 0	AWAY	0- 1	9- 1	6- 0				
1- 1	0- 0	0- 1	NEUTRAL	0- 0	1- 0	1- 0				
9- 3	0- 0	0- 2	NON-CONFERENCE	0- 1	9- 0	6- 0				
3- 1	0- 0	0- 1	HOME	0- 0	3- 0	3- 0				
5- 1	0- 0	0- 0	AWAY	0- 1	5- 0	2- 0				
1- 1	0- 0	0- 1	NEUTRAL	0- 0	1- 0	1- 0				
8- 4	0- 1	0- 0	CONFERENCE	0- 1	8- 2	5- 1				
4- 2	0- 0	0- 0	HOME	0- 1	4- 1	1- 1				
4- 2	0- 1	0- 0	AWAY	0- 0	4- 1	4- 0				
0- 0	0- 0	0- 0	NEUTRAL	0- 0	0- 0	0- 0				

RPI	S	Opponent	Score	RPI	S	Opponent	Score	RPI	S	Opponent	Score	RPI	S	Opponent	Score	Team's RPI: 114
13	A	Green Bay	29 52	32	H	Marquette	68 83	75	H	IUPUI	68 70	101	A	Wright St.	51 56	
				49	N	Houston	59 74	85	A	Drake	73 77	101	H	Wright St.	59 53	
												103	A	Western Ill.	77 67	
												131	H	Cleveland St.	79 72	
												183	A	Wisconsin	67 64	
												187	A	Northwestern	66 57	
												200	H	Youngstown St.	62 61	
												214	N	CSUN	58 50	
												219	A	Oakland	74 62	
												237	A	Northern Ky.	52 49	
												237	H	Northern Ky.	57 60	
												265	H	Illinois St.	61 59	
												270	H	North Dakota St.	74 38	
												295	H	Loyola Chicago	63 41	
												307	A	Detroit Mercy	70 61	
												313	A	Ill. -Chicago	76 53	
												313	H	Ill. -Chicago	59 44	
												316	A	Fort Wayne	60 48	
												339	A	Chicago St.	84 59	

LAST 12 Division I GAMES:																
				237	H	Northern Ky.	57 60	313	A	Ill. -Chicago	76 53					
				101	H	Wright St.	59 53	200	H	Youngstown St.	62 61					
				313	H	Ill. -Chicago	59 44	131	H	Cleveland St.	79 72					
				75	H	IUPUI	68 70	13	A	Green Bay	29 52					
				307	A	Detroit Mercy	70 61	101	A	Wright St.	51 56					
				219	A	Oakland	74 62	237	A	Northern Ky.	52 49					

Non-Div I Games:

Average RPI	Win:	158	WON-LOST	WINNING	LAST 10	STRENGTH OF	OPP. STRENGTH	TEAM	ADJ.	CONF.	ADJ CONF.
Average RPI	Loss:	67	RECORD	PCT. RANK	GAMES	SCHEDULE	OF SCHEDULE	RPI	RPI	RPI	RPI
DIV. I ONLY		18- 6	48	6- 4	131	37	47	47	3	3	
DIV. I NON-CONF.		11- 2	22	1- 0	290	91	74	74	4	4	

TOTALS	RPI 1-25		RPI 26-50		W-L RECORDS	RPI 51-100		RPI 101-999		RPI 201+	
18- 6	1- 3		1- 0		OVERALL	3- 2		13- 1		4- 1	
10- 1	1- 0		0- 0		HOME	1- 1		8- 0		3- 0	
7- 5	0- 3		1- 0		AWAY	2- 1		4- 1		1- 1	
1- 0	0- 0		0- 0		NEUTRAL	0- 0		1- 0		0- 0	
11- 2	0- 0		0- 0		NON-CONFERENCE	1- 1		10- 1		4- 1	
7- 0	0- 0		0- 0		HOME	0- 0		7- 0		3- 0	
3- 2	0- 0		0- 0		AWAY	1- 1		2- 1		1- 1	
1- 0	0- 0		0- 0		NEUTRAL	0- 0		1- 0		0- 0	
7- 4	1- 3		1- 0		CONFERENCE	2- 1		3- 0		0- 0	
3- 1	1- 0		0- 0		HOME	1- 1		1- 0		0- 0	
4- 3	0- 3		1- 0		AWAY	1- 0		2- 0		0- 0	
0- 0	0- 0		0- 0		NEUTRAL	0- 0		0- 0		0- 0	

RPI	S	Opponent	Score	RPI	S	Opponent	Score	Team's RPI: 47	RPI	S	Opponent	Score	RPI	S	Opponent	Score
5	A	Ohio St.	75 91	40	A	Purdue	78 74		58	H	Nebraska	74 79	104	N	Wake Forest	93 81
18	A	Rutgers	70 80						61	H	Michigan St.	83 77	125	A	Georgetown	73 63
20	A	Iowa	84 92						76	A	Penn St.	91 71	151	H	Cal Poly	112 68
20	H	Iowa	77 72						91	A	UNLV	79 72	161	H	Lehigh	107 73
									100	A	North Carolina	83 88	183	A	Wisconsin	71 61
													183	H	Wisconsin	90 65
													187	A	Northwestern	90 63
													196	H	Boston College	78 68
													198	H	Eastern Mich.	80 56
													203	A	San Diego	69 72
													207	H	Xavier	74 62
													235	H	UC Riverside	101 75
													292	H	VCU	108 63
													331	A	Rhode Island	82 60

LAST 12 Division I GAMES:																
40	A	Purdue	78 74	76	A	Penn St.	91 71									
20	A	Iowa	84 92	61	H	Michigan St.	83 77									
183	A	Wisconsin	71 61	5	A	Ohio St.	75 91									
20	H	Iowa	77 72	58	H	Nebraska	74 79									
183	H	Wisconsin	90 65	187	A	Northwestern	90 63									
18	A	Rutgers	70 80	235	H	UC Riverside	101 75									

Non-Div I Games:

Minnesota

Average RPI	Win:	306	WON-LOST	WINNING	LAST 10	STRENGTH OF	OPP. STRENGTH	TEAM	ADJ.	CONF.	ADJ CONF.
Average RPI	Loss:	206	RECORD	PCT. RANK	GAMES	SCHEDULE	OF SCHEDULE	RPI	RPI	RPI	RPI
DIV. I ONLY	1- 22	346	1- 9	246	323	342	342	32	32		
DIV. I NON-CONF.	0- 12	337	0- 1	70	168	292	292	32	32		

TOTALS	RPI 1-25		RPI 26-50		W-L RECORDS	RPI 51-100		RPI 101-999		RPI 201+	
1- 22	0- 1		0- 1		OVERALL	0- 4		1- 16		1- 13	
1- 7	0- 0		0- 0		HOME	0- 0		1- 7		1- 6	
0- 10	0- 0		0- 0		AWAY	0- 0		0- 0		0- 0	
0- 5	0- 0		0- 1		NEUTRAL	0- 2		0- 2		0- 2	
0- 12	0- 1		0- 1		NON-CONFERENCE	0- 4		0- 6		0- 4	
0- 1	0- 0		0- 0		HOME	0- 0		0- 1		0- 1	
0- 6	0- 1		0- 0		AWAY	0- 2		0- 3		0- 1	
0- 5	0- 0		0- 1		NEUTRAL	0- 2		0- 2		0- 2	
1- 10	0- 0		0- 0		CONFERENCE	0- 0		1- 10		1- 9	
1- 6	0- 0		0- 0		HOME	0- 0		1- 6		1- 5	
0- 4	0- 0		0- 0		AWAY	0- 0		0- 4		0- 4	
0- 0	0- 0		0- 0		NEUTRAL	0- 0		0- 0		0- 0	

RPI	S	Opponent	Score	RPI	S	Opponent	Score	RPI	S	Opponent	Score	RPI	S	Opponent	Score	Team's RPI: 342
3	A	Mi ssi ssi ppi St.	36 112	45	N	Dayton	46 65	52	A	Western Ky.	48 87	136	A	Col orado	48 85	
								61	N	Michigan St.	64 83	164	A	Southern Mi ss.	69 84	
								71	A	UAB	72 87	168	H	Southern U.	54 70	
								85	N	Drake	60 96	244	H	Grambl ing	62 64	
												248	H	Ni chol l s St.	57 62	
												250	A	Texas Southern	39 55	
												262	A	Prai rie View	73 78	
												276	H	Al corn	70 76	
												287	N	Massachusetts	46 85	
												291	N	UTSA	55 68	
												298	A	Murray St.	63 64	
												306	H	Jackson St.	72 61	
												308	A	Al abama A&M	48 65	
												308	H	Al abama A&M	49 57	
												317	A	Al abama St.	41 76	
												317	H	Al abama St.	62 70	
												337	H	Ark. -Pi ne Bl uff	59 64	

LAST 12 Di vi si on I GAMES:																
308	H	Al abama A&M	49 57	168	H	Southern U.	54 70									
317	H	Al abama St.	62 70	276	H	Al corn	70 76									
244	H	Grambl ing	62 64	308	A	Al abama A&M	48 65									
306	H	Jackson St.	72 61	317	A	Al abama St.	41 76									
262	A	Prai rie View	73 78	337	H	Ark. -Pi ne Bl uff	59 64									
250	A	Texas Southern	39 55	3	A	Mi ssi ssi ppi St.	36 112									

Non-Di v I Games:

Average RPI Win:	126	WON-LOST	WINNING	LAST 10	STRENGTH OF	OPP. STRENGTH	TEAM	ADJ.	CONF.	ADJ CONF.
Average RPI Loss:	24	RECORD	PCT. RANK	GAMES	SCHEDULE	OF SCHEDULE	RPI	RPI	RPI	RPI
DIV. I ONLY	19- 5	30	6- 4	29	30	19	19	2	2	
DIV. I NON-CONF.	12- 1	6	1- 0	79	50	13	13	2	2	

TOTALS	RPI 1-25	RPI 26-50	W-L RECORDS	RPI 51-100	RPI 101-999	RPI 201+				
19- 5	1- 3	1- 1	OVERALL	4- 1	13- 0	4- 0				
10- 2	1- 1	0- 1	HOME	2- 0	7- 0	2- 0				
5- 2	0- 2	1- 0	AWAY	0- 0	4- 0	0- 0				
4- 1	0- 0	0- 0	NEUTRAL	2- 1	2- 0	2- 0				
12- 1	0- 0	1- 0	NON-CONFERENCE	3- 1	8- 0	4- 0				
6- 0	0- 0	0- 0	HOME	1- 0	5- 0	2- 0				
2- 0	0- 0	1- 0	AWAY	0- 0	1- 0	0- 0				
4- 1	0- 0	0- 0	NEUTRAL	2- 1	2- 0	2- 0				
7- 4	1- 3	0- 1	CONFERENCE	1- 0	5- 0	0- 0				
4- 2	1- 1	0- 1	HOME	1- 0	2- 0	0- 0				
3- 2	0- 2	0- 0	AWAY	0- 0	3- 0	0- 0				
0- 0	0- 0	0- 0	NEUTRAL	0- 0	0- 0	0- 0				

RPI	S	Opponent	Score	RPI	S	Opponent	Score	RPI	S	Opponent	Score	RPI	S	Opponent	Score
3	H	Mississippi St.	53 57	26	H	LSU	65 69	52	N	Western Ky.	76 79	101	H	Wright St.	82 80
17	A	South Carolina	54 64	34	A	Cal i forni a	55 52	60	N	Qui nni pi ac	66 51	102	H	Saint Loui s	70 58
17	H	South Carolina	83 74					73	N	Indi ana	75 55	105	A	Al abama	62 56
23	A	Georgi a	50 62					88	H	Kansas St.	73 59	106	H	Kentucky	83 78
								92	H	Arkansas	88 54	120	A	Missouri St.	69 59
												122	A	Ole Mi ss	67 48
												123	A	Vanderbil t	81 70
												143	H	SIUE	78 48
												170	H	Flori da	66 64
												206	H	Ill i noi s	72 55
												207	N	Xavi er	74 48
												225	H	New Orle ans	81 45
												301	N	Coppi n St.	73 50

LAST 12 Division I GAMES:															
106	H	Kentucky	83 78	122	A	Ole Mi ss	67 48								
170	H	Flori da	66 64	123	A	Vanderbil t	81 70								
3	H	Mississippi St.	53 57	17	H	South Carolina	83 74								
17	A	South Carolina	54 64	26	H	LSU	65 69								
23	A	Georgi a	50 62	105	A	Al abama	62 56								
92	H	Arkansas	88 54	206	H	Ill i noi s	72 55								

Non-Div I Games:

Missouri

Average RPI Win:	234	WON-LOST	WINNING	LAST 10	STRENGTH OF	OPP. STRENGTH	TEAM	ADJ.	CONF.	ADJ CONF.
Average RPI Loss:	86	RECORD	PCT. RANK	GAMES	SCHEDULE	OF SCHEDULE	RPI	RPI	RPI	RPI
DIV. I ONLY	11- 10	155	7- 3	110	162	120	120	24	24	
DIV. I NON-CONF.	3- 7	254	0- 1	17	68	163	163	22	22	

TOTALS	RPI 1-25	RPI 26-50	W-L RECORDS	RPI 51-100	RPI 101-999	RPI 201+				
11- 10	0- 2	0- 1	OVERALL	0- 3	11- 4	6- 0				
6- 2	0- 1	0- 0	HOME	0- 1	6- 0	2- 0				
5- 6	0- 0	0- 1	AWAY	0- 1	5- 4	4- 0				
0- 2	0- 1	0- 0	NEUTRAL	0- 1	0- 0	0- 0				
3- 7	0- 2	0- 1	NON-CONFERENCE	0- 1	3- 3	0- 0				
3- 1	0- 1	0- 0	HOME	0- 0	3- 0	0- 0				
0- 4	0- 0	0- 1	AWAY	0- 0	0- 3	0- 0				
0- 2	0- 1	0- 0	NEUTRAL	0- 1	0- 0	0- 0				
8- 3	0- 0	0- 0	CONFERENCE	0- 2	8- 1	6- 0				
3- 1	0- 0	0- 0	HOME	0- 1	3- 0	2- 0				
5- 2	0- 0	0- 0	AWAY	0- 1	5- 1	4- 0				
0- 0	0- 0	0- 0	NEUTRAL	0- 0	0- 0	0- 0				

RPI 1-25				RPI 26-50				RPI 51-100				RPI 101+ Team's RPI: 120			
RPI	S	Opponent	Score	RPI	S	Opponent	Score	RPI	S	Opponent	Score	RPI	S	Opponent	Score
8	N	Bayl or	58 100	43	A	Bal l St.	58 70	85	A	Drake	65 84	105	A	Al abama	61 65
19	H	Mi ssouri	59 69					85	H	Drake	68 80	113	A	Li ttle Rock	51 63
								86	N	Penn	60 65	145	A	Southern Ill.	69 71
												156	A	UNI	57 52
												156	H	UNI	62 52
												171	A	Wi chi ta St.	58 72
												171	H	Wi chi ta St.	94 71
												187	H	Northwestern	90 59
												199	H	Oral Roberts	76 66
												249	A	Bradl ey	71 65
												257	A	Indi ana St.	77 63
												265	A	Ill i noi s St.	56 50
												290	H	Val parai so	83 60
												295	H	Loyol a Chi cago	75 36
												348	A	Evansvi lle	95 65

LAST 12 Division I GAMES:															
				85	A	Drake	65 84	265	A	Ill i noi s St.	56 50				
				156	A	UNI	57 52	156	H	UNI	62 52				
				145	A	Southern Ill.	69 71	85	H	Drake	68 80				
				295	H	Loyol a Chi cago	75 36	348	A	Evansvi lle	95 65				
				290	H	Val parai so	83 60	257	A	Indi ana St.	77 63				
				249	A	Bradl ey	71 65	105	A	Al abama	61 65				

Non-Div I Games: Central Mo. 62 36

Missouri St.

Monmouth

M
o
n
m
o
u
t
h

Monmouth

Average RPI Win:	250	WON-LOST	WINNING	LAST 10	STRENGTH OF	OPP. STRENGTH	TEAM	ADJ.	CONF.	ADJ CONF.
Average RPI Loss:	119	RECORD	PCT. RANK	GAMES	SCHEDULE	OF SCHEDULE	RPI	RPI	RPI	RPI
DIV. I ONLY	11- 11	171	6- 4	272	122	226	226	19	19	
DIV. I NON-CONF.	3- 7	254	0- 0	136	216	271	271	14	14	

TOTALS	RPI 1-25	RPI 26-50	W-L RECORDS	RPI 51-100	RPI 101-999	RPI 201+				
11- 11	0- 0	0- 4	OVERALL	0- 1	11- 6	7- 3				
8- 4	0- 0	0- 2	HOME	0- 0	8- 2	5- 1				
3- 5	0- 0	0- 1	AWAY	0- 1	3- 3	2- 1				
0- 2	0- 0	0- 1	NEUTRAL	0- 0	0- 1	0- 1				
3- 7	0- 0	0- 2	NON-CONFERENCE	0- 1	3- 4	2- 2				
3- 3	0- 0	0- 1	HOME	0- 0	3- 2	2- 1				
0- 2	0- 0	0- 0	AWAY	0- 1	0- 1	0- 0				
0- 2	0- 0	0- 1	NEUTRAL	0- 0	0- 1	0- 1				
8- 4	0- 0	0- 2	CONFERENCE	0- 0	8- 2	5- 1				
5- 1	0- 0	0- 1	HOME	0- 0	5- 0	3- 0				
3- 3	0- 0	0- 1	AWAY	0- 0	3- 2	2- 1				
0- 0	0- 0	0- 0	NEUTRAL	0- 0	0- 0	0- 0				

RPI S Opponent	Score	RPI S Opponent	Score	RPI S Opponent	Score	RPI S Opponent	Score
32 N Marquette	68 87	79 A Wyoming	62 67	106 H Kentucky	54 71		
33 A Northern Colo.	50 68			127 H SFA	60 52		
33 H Northern Colo.	58 64			142 A Fresno St.	58 61		
39 H Gonzaga	55 70			144 A North Dakota	54 43		
				144 H North Dakota	53 51		
				149 A Portland St.	53 70		
				149 H Portland St.	69 53		
				210 H Seattle U	64 78		
				232 A Montana St.	64 81		
				257 N Indiana St.	45 57		
				277 H Sacramento St.	68 59		
				305 H Cal St. Fullerton	68 47		
				311 A Southern Utah	74 65		
				311 H Southern Utah	81 71		
				327 H Long Beach St.	67 60		
				328 A Northern Ari z.	69 52		
				328 H Northern Ari z.	70 62		
LAST 12 Division I GAMES:							
149 A Portland St.	53 70	149 H Portland St.	69 53				
144 H North Dakota	53 51	277 H Sacramento St.	68 59				
33 H Northern Colo.	58 64	33 A Northern Colo.	50 68				
328 A Northern Ari z.	69 52	144 A North Dakota	54 43				
311 A Southern Utah	74 65	311 H Southern Utah	81 71				
232 A Montana St.	64 81	328 H Northern Ari z.	70 62				

Non-Div I Games: Rocky Mountain 54 38

Montana

Average RPI Win:	250	WON-LOST	WINNING	LAST 10	STRENGTH OF	OPP. STRENGTH	TEAM	ADJ.	CONF.	ADJ CONF.
Average RPI Loss:	148	RECORD	PCT. RANK	GAMES	SCHEDULE	OF SCHEDULE	RPI	RPI	RPI	RPI
DIV. I ONLY	11- 10	155	5- 5	330	106	232	232	19	19	
DIV. I NON-CONF.	4- 5	202	0- 0	248	211	201	201	14	14	

TOTALS	RPI 1-25	RPI 26-50	W-L RECORDS	RPI 51-100	RPI 101-999	RPI 201+				
11- 10	0- 0	0- 2	OVERALL	1- 1	10- 7	8- 3				
7- 2	0- 0	0- 1	HOME	1- 0	6- 1	4- 0				
3- 7	0- 0	0- 1	AWAY	0- 1	3- 5	3- 3				
1- 1	0- 0	0- 0	NEUTRAL	0- 0	1- 1	1- 0				
4- 5	0- 0	0- 0	NON-CONFERENCE	1- 1	3- 4	2- 2				
2- 0	0- 0	0- 0	HOME	1- 0	1- 0	0- 0				
1- 4	0- 0	0- 0	AWAY	0- 1	1- 3	1- 2				
1- 1	0- 0	0- 0	NEUTRAL	0- 0	1- 1	1- 0				
7- 5	0- 0	0- 2	CONFERENCE	0- 0	7- 3	6- 1				
5- 2	0- 0	0- 1	HOME	0- 0	5- 1	4- 0				
2- 3	0- 0	0- 1	AWAY	0- 0	2- 2	2- 1				
0- 0	0- 0	0- 0	NEUTRAL	0- 0	0- 0	0- 0				

RPI 1-25	RPI 26-50	RPI 51-100	RPI 101+	Team's RPI: 232
RPI S Opponent Score	RPI S Opponent Score	RPI S Opponent Score	RPI S Opponent Score	
	33 A Northern Colo. 69 82	51 A Southern California 47 98	119 A BYU 54 75	
	33 H Northern Colo. 63 78	79 H Wyoming 50 46	127 H SFA 59 54	
			144 A North Dakota 70 79	
			144 H North Dakota 72 56	
			149 H Portland St. 60 69	
			185 N Nevada 53 67	
			226 H Montana 81 64	
			231 A Omaha 53 64	
			255 A Hawaii 75 81	
			277 A Sacramento St. 77 88	
			277 H Sacramento St. 85 50	
			297 N Utah St. 64 52	
			311 A Southern Utah 63 57	
			311 H Southern Utah 91 71	
			327 A Long Beach St. 62 51	
			328 A Northern Ariz. 78 56	
			328 H Northern Ariz. 81 39	
LAST 12 Division I GAMES:				
	277 A Sacramento St. 77 88	277 H Sacramento St. 85 50		
	33 H Northern Colo. 63 78	149 H Portland St. 60 69		
	144 H North Dakota 72 56	144 A North Dakota 70 79		
	311 A Southern Utah 63 57	33 A Northern Colo. 69 82		
	328 A Northern Ariz. 78 56	328 H Northern Ariz. 81 39		
	226 H Montana 81 64	311 H Southern Utah 91 71		

Non-Div I Games: Mont. St. Billings 67 47 Providence (MT) 66 31

Montana St.

Loss, Non-Conf, S Site, H Home A Away N Neutral

Average RPI Win:	276	WON-LOST	WINNING	LAST 10	STRENGTH OF	OPP. STRENGTH	TEAM	ADJ.	CONF.	ADJ CONF.
Average RPI Loss:	153	RECORD	PCT. RANK	GAMES	SCHEDULE	OF SCHEDULE	RPI	RPI	RPI	RPI
DIV. I ONLY	16- 8	76	7- 3	333	277	204	204	26	26	
DIV. I NON-CONF.	7- 4	102	0- 0	337	278	225	225	27	27	

TOTALS	RPI 1-25	RPI 26-50	W-L RECORDS	RPI 51-100	RPI 101-999	RPI 201+				
16- 8	0- 0	0- 0	OVERALL	0- 2	16- 6	14- 4				
6- 5	0- 0	0- 0	HOME	0- 1	6- 4	5- 3				
10- 3	0- 0	0- 0	AWAY	0- 0	10- 0	9- 0				
0- 0	0- 0	0- 0	NEUTRAL	0- 0	0- 0	0- 0				
7- 4	0- 0	0- 0	NON-CONFERENCE	0- 1	7- 3	6- 2				
2- 2	0- 0	0- 0	HOME	0- 0	2- 2	1- 2				
5- 2	0- 0	0- 0	AWAY	0- 1	5- 1	5- 0				
0- 0	0- 0	0- 0	NEUTRAL	0- 0	0- 0	0- 0				
9- 4	0- 0	0- 0	CONFERENCE	0- 1	9- 3	8- 2				
4- 3	0- 0	0- 0	HOME	0- 1	4- 2	4- 1				
5- 1	0- 0	0- 0	AWAY	0- 0	5- 1	4- 1				
0- 0	0- 0	0- 0	NEUTRAL	0- 0	0- 0	0- 0				

RPI 1-25				RPI 26-50				RPI 51-100				RPI 101+				Team's RPI: 204
RPI	S	Opponent	Score	RPI	S	Opponent	Score	RPI	S	Opponent	Score	RPI	S	Opponent	Score	
								53	A	West Virginia	56 66	106	A	Kentucky	53 86	
								70	H	Belmont	62 83	143	H	SIUE	51 66	
												145	H	Southern Ill.	85 81	
												201	A	UT Martin	81 76	
												202	A	Jacksonville St.	64 70	
												202	H	Jacksonville St.	65 67	
												217	H	Gardner-Webb	60 68	
												221	A	Southeast Mo. St.	59 56	
												221	H	Southeast Mo. St.	60 58	
												228	H	North Florida	56 61	
												239	A	Austin Peay	66 59	
												264	A	Lipscomb	75 55	
												274	A	St. Francis Brooklyn	73 59	
												277	H	Sacramento St.	75 71	
												296	A	Canisius	76 52	
												298	A	Murray St.	82 80	
												309	A	Tennessee Tech	74 67	
												309	H	Tennessee Tech	53 51	
												333	H	Tennessee St.	97 81	
												339	A	Chicago St.	79 40	
												345	H	Eastern Ill.	89 81	
												348	A	Evansville	82 75	

LAST 12 Division I GAMES:																
				221	H	Southeast Mo. St.	60 58	202	H	Jacksonville St.	65 67					
				70	H	Belmont	62 83	201	A	UT Martin	81 76					
				333	H	Tennessee St.	97 81	221	A	Southeast Mo. St.	59 56					
				239	A	Austin Peay	66 59	143	H	SIUE	51 66					
				298	A	Murray St.	82 80	345	H	Eastern Ill.	89 81					
				309	H	Tennessee Tech	53 51	202	A	Jacksonville St.	64 70					

Non-Div I Games: Brescia 120 41 Ky. Christian 115 39

Morehead St.

Average RPI Win:	310	WON-LOST	WINNING	LAST 10	STRENGTH OF	OPP. STRENGTH	TEAM	ADJ.	CONF.	ADJ CONF.
Average RPI Loss:	184	RECORD	PCT. RANK	GAMES	SCHEDULE	OF SCHEDULE	RPI	RPI	RPI	RPI
DIV. I ONLY	10- 11	196	5- 5	343	302	275	275	31	31	
DIV. I NON-CONF.	5- 6	187	1- 1	280	199	213	213	30	30	

TOTALS	RPI 1-25	RPI 26-50	W-L RECORDS	RPI 51-100	RPI 101-999	RPI 201+				
10- 11	0- 1	0- 2	OVERALL	0- 1	10- 7	10- 6				
7- 2	0- 0	0- 0	HOME	0- 0	7- 2	7- 2				
3- 8	0- 0	0- 0	AWAY	0- 0	3- 0	3- 0				
0- 1	0- 1	0- 0	NEUTRAL	0- 0	0- 0	0- 0				
5- 6	0- 1	0- 2	NON-CONFERENCE	0- 1	5- 2	5- 1				
3- 0	0- 0	0- 0	HOME	0- 0	3- 0	3- 0				
2- 5	0- 0	0- 2	AWAY	0- 1	2- 2	2- 1				
0- 1	0- 1	0- 0	NEUTRAL	0- 0	0- 0	0- 0				
5- 5	0- 0	0- 0	CONFERENCE	0- 0	5- 5	5- 5				
4- 2	0- 0	0- 0	HOME	0- 0	4- 2	4- 2				
1- 3	0- 0	0- 0	AWAY	0- 0	1- 3	1- 3				
0- 0	0- 0	0- 0	NEUTRAL	0- 0	0- 0	0- 0				

RPI 1-25				RPI 26-50				RPI 51-100				RPI 101+				Team's RPI: 275
RPI	S	Opponent	Score	RPI	S	Opponent	Score	RPI	S	Opponent	Score	RPI	S	Opponent	Score	
20	N	Iowa	46 90	36	A	Syracuse	68 95	53	A	West Virginia	41 84	121	A	Colorado St.	44 60	
				45	A	Dayton	52 88					218	A	Norfolk St.	55 53	
												220	A	N. C. A&T	60 67	
												234	H	Howard	61 68	
												284	H	Mt. St. Mary's	75 67	
												293	A	Central Conn. St.	61 41	
												299	H	FIU	62 51	
												301	A	Coppin St.	53 55	
												304	H	UMES	63 50	
												321	H	South Carolina St.	65 55	
												330	H	Delaware St.	54 62	
												334	A	N. C. Central	57 60	
												335	A	Marshall	68 73	
												340	H	Savannah St.	73 67	
												343	H	Florida A&M	61 56	
												346	H	NJIT	55 43	
												347	A	UMass Lowell	65 59	

LAST 12 Division I GAMES:																
234	H	Howard	61 68	220	A	N. C. A&T	60 67									
218	A	Norfolk St.	55 53	340	H	Savannah St.	73 67									
321	H	South Carolina St.	65 55	343	H	Florida A&M	61 56									
330	H	Delaware St.	54 62	304	H	UMES	63 50									
301	A	Coppin St.	53 55	347	A	UMass Lowell	65 59									
334	A	N. C. Central	57 60	121	A	Colorado St.	44 60									

Non-Div I Games: Cheyney 123 53 Lincoln (PA) 60 41

Morgan St.

Average RPI Win: 280

Average RPI Loss: 207

WON-LOST
RECORDWINNING
PCT. RANKLAST 10
GAMESSTRENGTH OF
SCHEDULEOPP. STRENGTH
OF SCHEDULETEAM
RPIADJ.
RPICONF.
RPIADJ CONF.
RPI

DIV. I ONLY	7- 15	269	3- 7	282	311	284	284	29	29
DIV. I NON-CONF.	3- 8	268	1- 0	213	233	257	257	29	29

TOTALS	RPI 1-25	RPI 26-50	W-L RECORDS	RPI 51-100	RPI 101-999	RPI 201+			
7- 15	0- 2	0- 0	OVERALL	0- 0	7- 13	7- 10			
4- 5	0- 0	0- 0	HOME	0- 0	4- 5	4- 4			
3- 10	0- 0	0- 0	AWAY	0- 0	3- 0	3- 0			
0- 0	0- 0	0- 0	NEUTRAL	0- 0	0- 0	0- 0			
3- 8	0- 2	0- 0	NON-CONFERENCE	0- 0	3- 6	3- 5			
2- 1	0- 0	0- 0	HOME	0- 0	2- 1	2- 1			
1- 7	0- 2	0- 0	AWAY	0- 0	1- 5	1- 4			
0- 0	0- 0	0- 0	NEUTRAL	0- 0	0- 0	0- 0			
4- 7	0- 0	0- 0	CONFERENCE	0- 0	4- 7	4- 5			
2- 4	0- 0	0- 0	HOME	0- 0	2- 4	2- 3			
2- 3	0- 0	0- 0	AWAY	0- 0	2- 3	2- 2			
0- 0	0- 0	0- 0	NEUTRAL	0- 0	0- 0	0- 0			

RPI 1-25				RPI 26-50				RPI 51-100				RPI 101+ Team's RPI: 284			
RPI	S	Opponent	Score	RPI	S	Opponent	Score	RPI	S	Opponent	Score	RPI	S	Opponent	Score
2	A	Notre Dame	65 121									132	A	Saint Francis (PA)	88 92
14	A	Maryland	57 97									153	H	Robert Morris	68 77
												161	A	Lehigh	71 75
												207	A	Xavier	45 66
												217	H	Gardner-Webb	67 75
												223	H	Loyola Maryland	71 63
												253	A	Fairfield	65 76
												266	H	Fairleigh Dickinson	55 52
												267	H	Rider	82 78
												274	A	St. Francis Brooklyn	73 82
												274	H	St. Francis Brooklyn	56 75
												275	A	Morgan St.	67 75
												279	A	LIU Brooklyn	48 53
												279	H	LIU Brooklyn	59 61
												282	A	Bryant	68 63
												286	H	Sacred Heart	52 82
												293	A	Central Conn. St.	68 56
												301	A	Coppin St.	54 68
												304	A	UMES	66 63
												323	H	Wagner	79 56
LAST 12 Division I GAMES:															
274	H	St. Francis Brooklyn	56 75	274	A	St. Francis Brooklyn	73 82								
279	H	LIU Brooklyn	59 61	266	H	Fairleigh Dickinson	55 52								
323	H	Wagner	79 56	286	H	Sacred Heart	52 82								
153	H	Robert Morris	68 77	282	A	Bryant	68 63								
132	A	Saint Francis (PA)	88 92	293	A	Central Conn. St.	68 56								
279	A	LIU Brooklyn	48 53	304	A	UMES	66 63								

Non-Div I Games:

Mt. St. Mary's

Average RPI Win:	295	WON-LOST	WINNING	LAST 10	STRENGTH OF	OPP. STRENGTH	TEAM	ADJ.	CONF.	ADJ CONF.
Average RPI Loss:	182	RECORD	PCT. RANK	GAMES	SCHEDULE	OF SCHEDULE	RPI	RPI	RPI	RPI
DIV. I ONLY	8- 15	259	4- 6	319	273	298	298	26	26	
DIV. I NON-CONF.	3- 7	254	0- 0	323	235	305	305	27	27	

TOTALS	RPI 1-25	RPI 26-50	W-L RECORDS	RPI 51-100	RPI 101-999	RPI 201+				
8- 15	0- 1	0- 0	OVERALL	0- 2	8- 12	8- 7				
5- 6	0- 0	0- 0	HOME	0- 1	5- 5	5- 2				
3- 9	0- 1	0- 0	AWAY	0- 1	3- 7	3- 5				
0- 0	0- 0	0- 0	NEUTRAL	0- 0	0- 0	0- 0				
3- 7	0- 1	0- 0	NON-CONFERENCE	0- 1	3- 5	3- 3				
2- 2	0- 0	0- 0	HOME	0- 1	2- 1	2- 0				
1- 5	0- 1	0- 0	AWAY	0- 0	1- 4	1- 3				
0- 0	0- 0	0- 0	NEUTRAL	0- 0	0- 0	0- 0				
5- 8	0- 0	0- 0	CONFERENCE	0- 1	5- 7	5- 4				
3- 4	0- 0	0- 0	HOME	0- 0	3- 4	3- 2				
2- 4	0- 0	0- 0	AWAY	0- 1	2- 3	2- 2				
0- 0	0- 0	0- 0	NEUTRAL	0- 0	0- 0	0- 0				

RPI 1-25				RPI 26-50				RPI 51-100				RPI 101+				Team's RPI: 298
RPI	S	Opponent	Score	RPI	S	Opponent	Score	RPI	S	Opponent	Score	RPI	S	Opponent	Score	
4	A	Louisville	51 115					70	A	Belmont	65 70	105	A	Alabama	47 68	
								96	H	Butler	59 88	141	H	ETSU	68 96	
												143	H	SIUE	70 75	
												201	A	UT Martin	67 85	
												201	H	UT Martin	80 97	
												202	A	Jacksonville St.	65 97	
												204	H	Morehead St.	80 82	
												221	A	Southeast Mo. St.	70 80	
												221	H	Southeast Mo. St.	74 85	
												236	A	UNCG	63 52	
												237	H	Northern Ky.	98 87	
												239	H	Austin Peay	91 65	
												264	A	Lipscomb	64 65	
												308	A	Alabama A&M	54 71	
												309	A	Tennessee Tech	72 63	
												322	H	Eastern Ky.	75 68	
												333	A	Tennessee St.	85 73	
												342	H	Mississippi Val.	64 63	
												345	H	Eastern Ill.	72 61	
												348	A	Evansville	81 89	

LAST 12 Division I GAMES:																
239	H	Austin Peay	91 65	70	A	Belmont	65 70	309	A	Tennessee Tech	72 63	202	A	Jacksonville St.	65 97	
201	A	UT Martin	67 85	201	H	UT Martin	80 97	221	H	Southeast Mo. St.	74 85	143	H	SIUE	70 75	
221	A	Southeast Mo. St.	70 80	201	H	UT Martin	80 97	221	H	Southeast Mo. St.	74 85					
322	H	Eastern Ky.	75 68	143	H	SIUE	70 75									
204	H	Morehead St.	80 82													
333	A	Tennessee St.	85 73													

Non-Div I Games: Bethel (TN) 81 76

Murray St.

Average RPI Win: 294

Average RPI Loss: 97

WON-LOST
RECORDWINNING
PCT. RANKLAST 10
GAMESSTRENGTH OF
SCHEDULEOPP. STRENGTH
OF SCHEDULETEAM
RPIADJ.
RPICONF.
RPIADJ CONF.
RPIDIV. I ONLY
DIV. I NON-CONF.11- 8
3- 7130
2548- 1
1- 1293
178218
79220
268220
26831
3031
30

TOTALS

RPI 1-25

RPI 26-50

W-L RECORDS

RPI 51-100

RPI 101-999

RPI 201+

11- 8
8- 3
3- 3
0- 20- 1
0- 1
0- 0
0- 00- 0
0- 0
0- 0
0- 0OVERALL
HOME
AWAY
NEUTRAL0- 5
0- 1
0- 2
0- 211- 2
8- 1
3- 1
0- 011- 0
8- 0
3- 0
0- 03- 7
3- 2
0- 3
0- 20- 1
0- 1
0- 0
0- 00- 0
0- 0
0- 0
0- 0NON-CONFERENCE
HOME
AWAY
NEUTRAL0- 5
0- 1
0- 2
0- 23- 1
3- 0
0- 1
0- 03- 0
3- 0
0- 0
0- 08- 1
5- 1
3- 0
0- 00- 0
0- 0
0- 0
0- 00- 0
0- 0
0- 0
0- 0CONFERENCE
HOME
AWAY
NEUTRAL0- 0
0- 0
0- 0
0- 08- 1
5- 1
3- 0
0- 08- 0
5- 0
3- 0
0- 0

RPI 1-25

RPI 26-50

RPI 51-100

RPI 101+

Team's RPI: 220

RPI S Opponent Score
23 H Georgia 63 73

RPI S Opponent Score

RPI S Opponent Score
55 N Duquesne 60 73
68 H El on 59 90
69 N Harvard 60 64
78 A Ohio 65 72
93 A Auburn 53 63RPI S Opponent Score
191 H Hampton 51 63
201 A UT Martin 63 76
218 H Norfolk St. 53 51
234 A Howard 76 68
269 H Appalachian St. 81 56
275 H Morgan St. 67 60
301 H Coppin St. 64 63
304 A UMES 57 45
310 H Western Caro. 68 59
325 H Ga. Southern 60 49
330 A Delaware St. 66 48
330 H Delaware St. 75 55
334 H N. C. Central 67 54

LAST 12 Division I GAMES:

191 H Hampton	51 63	301 H Coppin St.	64 63
330 H Delaware St.	75 55	275 H Morgan St.	67 60
218 H Norfolk St.	53 51	330 A Delaware St.	66 48
334 H N. C. Central	67 54	78 A Ohio	65 72
234 A Howard	76 68	310 H Western Caro.	68 59
304 A UMES	57 45	23 H Georgia	63 73

Non-Div I Games: Saint Augustine's 94 42 St. Andrews 90 40

N. C. A&T

Average RPI Win:	317	WON-LOST	WINNING	LAST 10	STRENGTH OF	OPP. STRENGTH	TEAM	ADJ.	CONF.	ADJ CONF.
Average RPI Loss:	210	RECORD	PCT. RANK	GAMES	SCHEDULE	OF SCHEDULE	RPI	RPI	RPI	RPI
DIV. I ONLY	5- 16	300	4- 6	323	304	334	334	31	31	
DIV. I NON-CONF.	1- 11	331	0- 3	294	297	344	344	30	30	

TOTALS	RPI 1-25	RPI 26-50	W-L RECORDS	RPI 51-100	RPI 101-999	RPI 201+				
5- 16	0- 0	0- 1	OVERALL	0- 1	5- 14	5- 11				
4- 4	0- 0	0- 1	HOME	0- 0	4- 3	4- 2				
1- 12	0- 0	0- 0	AWAY	0- 1	1- 11	1- 9				
0- 0	0- 0	0- 0	NEUTRAL	0- 0	0- 0	0- 0				
1- 11	0- 0	0- 1	NON-CONFERENCE	0- 1	1- 9	1- 7				
1- 2	0- 0	0- 1	HOME	0- 0	1- 1	1- 1				
0- 9	0- 0	0- 0	AWAY	0- 1	0- 8	0- 6				
0- 0	0- 0	0- 0	NEUTRAL	0- 0	0- 0	0- 0				
4- 5	0- 0	0- 0	CONFERENCE	0- 0	4- 5	4- 4				
3- 2	0- 0	0- 0	HOME	0- 0	3- 2	3- 1				
1- 3	0- 0	0- 0	AWAY	0- 0	1- 3	1- 3				
0- 0	0- 0	0- 0	NEUTRAL	0- 0	0- 0	0- 0				

RPI	S	Opponent	Score	RPI	S	Opponent	Score	RPI	S	Opponent	Score	RPI	S	Opponent	Score
50	H	Oregon St.	44 97	68	A	Elon	50 78	115	A	Iowa St.	58 99	121	A	Colorado St.	48 85
								191	H	Hampton	53 62	208	A	East Carolina	61 73
								218	H	Norfolk St.	60 75	220	A	N. C. A&T	54 67
								234	A	Howard	54 69	246	H	Campbell	51 58
								254	A	Presbyterian	60 69	268	A	UNCW	63 89
								275	H	Morgan St.	60 57	281	A	Coastal Caro.	65 68
								288	A	Wofford	56 77	294	A	USC Upstate	61 66
								301	H	Coppin St.	60 52	304	A	UMES	73 84
								330	A	Delaware St.	74 67	330	H	Delaware St.	76 60
								349	H	Longwood	87 75				
LAST 12 Division I GAMES:															
330	H	Delaware St.	76 60	301	H	Coppin St.	60 52								
191	H	Hampton	53 62	218	H	Norfolk St.	60 75								
220	A	N. C. A&T	54 67	330	A	Delaware St.	74 67								
304	A	UMES	73 84	294	A	USC Upstate	61 66								
234	A	Howard	54 69	246	H	Campbell	51 58								
275	H	Morgan St.	60 57	68	A	Elon	50 78								

Non-Div I Games: Johnson & Wales (NC) 8 51

N. C. Central

NC State												
Average RPI	Win:	120	WON-LOST	WINNING	LAST 10	STRENGTH OF	OPP. STRENGTH	TEAM	ADJ.	CONF.	ADJ CONF.	
Average RPI	Loss:	25	RECORD	PCT. RANK	GAMES	SCHEDULE	OF SCHEDULE	RPI	RPI	RPI	RPI	
DIV. I ONLY		19- 6		43	7- 3	27		15	22	22	1	1
DIV. I NON-CONF.		11- 2		22	0- 0	87		43	25	25	1	1

TOTALS	RPI 1-25		RPI 26-50		W-L RECORDS		RPI 51-100		RPI 101-999		RPI 201+	
19- 6	1- 3		1- 3		OVERALL		6- 0		11- 0		2- 0	
12- 2	1- 1		1- 1		HOME		4- 0		6- 0		1- 0	
6- 3	0- 2		0- 1		AWAY		2- 0		4- 0		1- 0	
1- 1	0- 0		0- 1		NEUTRAL		0- 0		1- 0		0- 0	
11- 2	0- 1		0- 1		NON-CONFERENCE		3- 0		8- 0		2- 0	
8- 0	0- 0		0- 0		HOME		3- 0		5- 0		1- 0	
2- 1	0- 1		0- 0		AWAY		0- 0		2- 0		1- 0	
1- 1	0- 0		0- 1		NEUTRAL		0- 0		1- 0		0- 0	
8- 4	1- 2		1- 2		CONFERENCE		3- 0		3- 0		0- 0	
4- 2	1- 1		1- 1		HOME		1- 0		1- 0		0- 0	
4- 2	0- 1		0- 1		AWAY		2- 0		2- 0		0- 0	
0- 0	0- 0		0- 0		NEUTRAL		0- 0		0- 0		0- 0	

RPI 1-25				RPI 26-50				RPI 51-100				RPI 101+			
RPI	S	Opponent	Score	RPI	S	Opponent	Score	RPI	S	Opponent	Score	RPI	S	Opponent	Score
4	H	Louisville	47 55	30	H	Virginia	63 73	54	A	Virginia Tech	68 51	104	A	Wake Forest	82 68
6	H	Florida St.	65 56	36	H	Syracuse	60 56	66	H	Georgia Tech	56 43	105	N	Alabama	68 49
16	A	Duke	56 69	41	N	South Dakota St.	67 75	68	H	Elon	70 57	110	H	South Ala.	71 50
18	A	Rutgers	53 57	42	A	Miami (FL)	48 52	97	H	Tulane	79 55	123	A	Vanderbilt	83 72
								98	H	Jacksonville	64 44	125	H	Georgetown	63 49
								100	A	North Carolina	66 53	140	A	Clemson	62 41
												141	H	ETSU	70 58
												157	H	Davidson	73 49
												196	H	Boston College	72 54
												247	H	UNC Asheville	87 55
												302	A	Old Dominion	73 56

LAST 12 Division I GAMES:															
				42	A	Miami (FL)	48 52	36	H	Syracuse	60 56				
				196	H	Boston College	72 54	66	H	Georgia Tech	56 43				
				6	H	Florida St.	65 56	16	A	Duke	56 69				
				140	A	Clemson	62 41	30	H	Virginia	63 73				
				104	A	Wake Forest	82 68	4	H	Louisville	47 55				
				100	A	North Carolina	66 53	54	A	Virginia Tech	68 51				

Non-Div I Games:

NC State

Average RPI Win:	278	WON-LOST	WINNING	LAST 10	STRENGTH OF	OPP. STRENGTH	TEAM	ADJ.	CONF.	ADJ CONF.
Average RPI Loss:	209	RECORD	PCT. RANK	GAMES	SCHEDULE	OF SCHEDULE	RPI	RPI	RPI	RPI
DIV. I ONLY	2- 21	340	1- 9	296	334	346	346	22	22	
DIV. I NON-CONF.	1- 13	336	1- 2	270	342	345	345	21	21	

TOTALS	RPI 1-25	RPI 26-50	W-L RECORDS	RPI 51-100	RPI 101-999	RPI 201+				
2- 21	0- 0	0- 2	OVERALL	0- 2	2- 17	2- 12				
2- 10	0- 0	0- 0	HOME	0- 2	2- 8	2- 8				
0- 11	0- 0	0- 2	AWAY	0- 0	0- 9	0- 4				
0- 0	0- 0	0- 0	NEUTRAL	0- 0	0- 0	0- 0				
1- 13	0- 0	0- 1	NON-CONFERENCE	0- 1	1- 11	1- 7				
1- 6	0- 0	0- 0	HOME	0- 1	1- 5	1- 5				
0- 7	0- 0	0- 1	AWAY	0- 0	0- 6	0- 2				
0- 0	0- 0	0- 0	NEUTRAL	0- 0	0- 0	0- 0				
1- 8	0- 0	0- 1	CONFERENCE	0- 1	1- 6	1- 5				
1- 4	0- 0	0- 0	HOME	0- 1	1- 3	1- 3				
0- 4	0- 0	0- 1	AWAY	0- 0	0- 3	0- 2				
0- 0	0- 0	0- 0	NEUTRAL	0- 0	0- 0	0- 0				

RPI 1-25				RPI 26-50				RPI 51-100				RPI 101+				Team's RPI: 346	
RPI	S	Opponent	Score	RPI	S	Opponent	Score	RPI	S	Opponent	Score	RPI	S	Opponent	Score		
				38	A	FGCU	66 90	86	H	Penn	38 77	111	A	Dartmouth	50 81		
				41	A	South Dakota St.	48 92	98	H	Jacksonville	58 88	152	A	Binghamton	36 67		
												161	A	Lehigh	50 64		
												169	A	Stetson	55 73		
												176	A	Army West Point	49 79		
												228	H	North Florida	75 65		
												264	A	Lipscomb	58 66		
												264	H	Lipscomb	58 74		
												266	H	Fairleigh Dickinson	70 74		
												267	H	Rider	64 79		
												270	A	North Dakota St.	58 105		
												273	H	Cornell	46 61		
												275	A	Morgan St.	43 55		
												279	H	LIU Brooklyn	49 67		
												285	A	Kennesaw St.	65 80		
												285	H	Kennesaw St.	58 61		
												294	H	USC Upstate	57 95		
												327	H	Long Beach St.	73 57		
												344	H	Saint Peter's	52 59		
LAST 12 Division I GAMES:																	
				285	H	Kennesaw St.	58 61	169	A	Stetson	55 73						
				264	A	Lipscomb	58 66	38	A	FGCU	66 90						
				285	A	Kennesaw St.	65 80	294	H	USC Upstate	57 95						
				264	H	Lipscomb	58 74	273	H	Cornell	46 61						
				228	H	North Florida	75 65	86	H	Penn	38 77						
				98	H	Jacksonville	58 88	327	H	Long Beach St.	73 57						

Non-Div I Games: St. Joseph's (Brkn)106 42

NJIT

Average RPI Win: 239
Average RPI Loss: 110

Average RPI Win: 239		WON-LOST RECORD	WINNING PCT. RANK	LAST 10 GAMES	STRENGTH OF SCHEDULE	OPP. STRENGTH OF SCHEDULE	TEAM RPI	ADJ. RPI	CONF. RPI	ADJ CONF. RPI
Average RPI Loss: 110										
DIV. I ONLY		18- 4	24	8- 2	285	221	83	83	15	15
DIV. I NON-CONF.		9- 1	19	0- 0	310	287	83	83	18	18
TOTALS		RPI 1-25	RPI 26-50	W-L RECORDS		RPI 51-100	RPI 101-999	RPI 201+		
18- 4	0- 0		0- 0	OVERALL		0- 2	18- 2	15- 0		
12- 0	0- 0		0- 0	HOME		0- 0	12- 0	10- 0		
6- 4	0- 0		0- 0	AWAY		0- 2	6- 2	5- 0		
0- 0	0- 0		0- 0	NEUTRAL		0- 0	0- 0	0- 0		
9- 1	0- 0		0- 0	NON-CONFERENCE		0- 1	9- 0	8- 0		
6- 0	0- 0		0- 0	HOME		0- 0	6- 0	6- 0		
3- 1	0- 0		0- 0	AWAY		0- 1	3- 0	2- 0		
0- 0	0- 0		0- 0	NEUTRAL		0- 0	0- 0	0- 0		
9- 3	0- 0		0- 0	CONFERENCE		0- 1	9- 2	7- 0		
6- 0	0- 0		0- 0	HOME		0- 0	6- 0	4- 0		
3- 3	0- 0		0- 0	AWAY		0- 1	3- 2	3- 0		
0- 0	0- 0		0- 0	NEUTRAL		0- 0	0- 0	0- 0		

RPI 1-25				RPI 26-50				RPI 51-100				Team's RPI : 83				RPI 101+			
RPI	S	Opponent	Score	RPI	S	Opponent	Score	RPI	S	Opponent	Score	RPI	S	Opponent	Score	RPI	S	Opponent	Score
								65	A	American	41	46	133	A	Bucknel I	39	47		
								81	A	New Mexico	87	94	161	A	Lehi gh	63	66		
												161	H	Lehi gh	53	50			
												166	A	Marist	77	70			
												176	H	Army West Point	70	44			
												205	A	Boston U.	64	59			
												209	A	Richmond	76	56			
												218	H	Norfol k St.	70	51			
												223	H	Loyol a Maryl and	73	44			
												233	A	Hol y Cross	65	58			
												233	H	Hol y Cross	62	54			
												243	H	St. Bonaventure	86	48			
												245	H	Lafayette	65	59			
												267	H	Ri der	63	44			
												270	H	North Dakota St.	67	54			
												279	A	LIU Brookl yn	79	47			
												280	A	Col gate	69	42			
												280	H	Col gate	70	54			
												300	H	Monmouth	73	49			
												312	H	Air Force	71	64			
LAST 12 Division I GAMES:																			
233	H	Hol y Cross	62	54	176	H	Army West Point	70	44										
280	A	Col gate	69	42	233	A	Hol y Cross	65	58										
161	H	Lehi gh	53	50	280	H	Col gate	70	54										
133	A	Bucknel I	39	47	65	A	Ameri can	41	46										
205	A	Boston U.	64	59	161	A	Lehi gh	63	66										
245	H	Lafayette	65	59	223	H	Loyol a Maryl and	73	44										

Non-Div I Games:	Emory & Henry	88	57
------------------	---------------	----	----

Navy

■ Loss, ■ Non-Conf, S Site, H Home A Away N Neutral

RPI 1-25				RPI 26-50				RPI 51-100				RPI 101+			
RPI	S	Opponent	Score	RPI	S	Opponent	Score	RPI	S	Opponent	Score	RPI	S	Opponent	Score
5	H	Ohio St.	61 73	35	H	Michigan	64 69	82	H	Washington St.	61 73	140	H	Clemson	66 67
14	H	Maryland	57 64	37	H	Creighton	49 64	85	A	Drake	89 84	143	H	SIUE	62 53
18	A	Rutgers	52 42	40	H	Purdue	75 51	92	H	Arkansas	80 69	150	A	Kansas	66 49
20	A	Iowa	92 74	47	A	Minnesota	79 74					187	A	Northwestern	69 59
20	H	Iowa	74 65									193	H	Fla. Atlantic	86 69
21	N	Buffalo	72 82									206	A	Illinois	80 72
												206	H	Illinois	62 47
												251	A	San Jose St.	81 55
												260	H	UMKC	80 60
												281	N	Coastal Caro.	55 47
												337	H	Ark.-Pine Bluff	73 52
LAST 12 Division I GAMES:															
				14	H	Maryland	57 64	35	H	Michigan	64 69				
				206	H	Illinois	62 47	206	A	Illinois	80 72				
				20	A	Iowa	92 74	187	A	Northwestern	69 59				
				40	H	Purdue	75 51	47	A	Minnesota	79 74				
				18	A	Rutgers	52 42	5	H	Ohio St.	61 73				
				20	H	Iowa	74 65	82	H	Washington St.	61 73				

Nebraska

Average RPI Win: 224
Average RPI Loss: 115

WON-LOST
RECORD

WINNING
PCT. RANK

LAST 10
GAMES

STRENGTH OF
SCHEDULE

OPP. STRENGTH
OF SCHEDULE

TEAM
RPI

ADJ.
RPI

CONF.
RPI

ADJ CONF.
RPI

DIV. I ONLY	10- 11	196	3- 7	147	115	185	185	16	16
DIV. I NON-CONF.	6- 4	122	1- 0	152	114	141	141	15	15
TOTALS	RPI 1-25	RPI 26-50	W-L RECORDS	RPI 51-100	RPI 101-999	RPI 201+			
10- 11	0- 1	0- 1	OVERALL	0- 5	10- 4	7- 2			
7- 4	0- 1	0- 0	HOME	0- 1	7- 2	5- 1			
2- 6	0- 0	0- 0	AWAY	0- 4	2- 2	1- 1			
1- 1	0- 0	0- 1	NEUTRAL	0- 0	1- 0	1- 0			
6- 4	0- 1	0- 1	NON-CONFERENCE	0- 1	6- 1	5- 1			
4- 2	0- 1	0- 0	HOME	0- 0	4- 1	3- 1			
1- 1	0- 0	0- 0	AWAY	0- 1	1- 0	1- 0			
1- 1	0- 0	0- 1	NEUTRAL	0- 0	1- 0	1- 0			
4- 7	0- 0	0- 0	CONFERENCE	0- 4	4- 3	2- 1			
3- 2	0- 0	0- 0	HOME	0- 1	3- 1	2- 0			
1- 5	0- 0	0- 0	AWAY	0- 3	1- 2	0- 1			
0- 0	0- 0	0- 0	NEUTRAL	0- 0	0- 0	0- 0			

RPI 1-25				RPI 26-50				RPI 51-100				RPI 101+ Team's RPI: 185			
RPI	S	Opponent	Score	RPI	S	Opponent	Score	RPI	S	Opponent	Score	RPI	S	Opponent	Score
1	H	UConn	57 88	50	N	Oregon St.	49 89	79	A	Wyoming	60 66	121	H	Colorado St.	59 65
								79	H	Wyoming	62 65	142	A	Fresno St.	55 68
								81	A	New Mexico	68 72	142	H	Fresno St.	90 73
								87	A	Utah	61 87	149	H	Portland St.	67 55
								91	A	UNLV	75 77	174	A	Boise St.	72 68
												210	A	Seattle U	74 65
												212	H	SMU	80 72
												232	N	Montana St.	67 53
												241	H	Pepperdine	72 77
												251	H	San Jose St.	91 63
												277	H	Sacramento St.	95 68
												278	H	Santa Clara	52 41
												297	A	Utah St.	57 79
												312	H	Air Force	70 60
LAST 12 Division I GAMES:															
				91	A	UNLV	75 77	297	A	Utah St.	57 79				
				121	H	Colorado St.	59 65	312	H	Air Force	70 60				
				142	A	Fresno St.	55 68	79	A	Wyoming	60 66				
				79	H	Wyoming	62 65	81	A	New Mexico	68 72				
				174	A	Boise St.	72 68	142	H	Fresno St.	90 73				
				251	H	San Jose St.	91 63	278	H	Santa Clara	52 41				

Non-Div I Games: Stanislaus St. 81 60

Nevada

Average RPI Win: 243

Average RPI Loss: 153

WON-LOST
RECORDWINNING
PCT. RANKLAST 10
GAMESSTRENGTH OF
SCHEDULEOPP. STRENGTH
OF SCHEDULETEAM
RPIADJ.
RPICONF.
RPIADJ CONF.
RPIDIV. I ONLY
DIV. I NON-CONF.14- 10
8- 4122
875- 5
0- 0279
333226
238178
184178
18420
2420
24

TOTALS

RPI 1-25

RPI 26-50

W-L RECORDS

RPI 51-100

RPI 101-999

RPI 201+

14- 10

0- 0

0- 0

OVERALL

1- 3

13- 7

11- 3

7- 3

0- 0

0- 0

HOME

1- 1

6- 2

5- 1

6- 6

0- 0

0- 0

AWAY

0- 2

6- 4

5- 1

1- 1

0- 0

0- 0

NEUTRAL

0- 0

1- 1

1- 1

8- 4

0- 0

0- 0

NON-CONFERENCE

0- 0

8- 4

7- 2

4- 0

0- 0

0- 0

HOME

0- 0

4- 0

3- 0

3- 3

0- 0

0- 0

AWAY

0- 0

3- 3

3- 1

1- 1

0- 0

0- 0

NEUTRAL

0- 0

1- 1

1- 1

6- 6

0- 0

0- 0

CONFERENCE

1- 3

5- 3

4- 1

3- 3

0- 0

0- 0

HOME

1- 1

2- 2

2- 1

3- 3

0- 0

0- 0

AWAY

0- 2

3- 1

2- 0

0- 0

0- 0

0- 0

NEUTRAL

0- 0

0- 0

0- 0

RPI 1-25

RPI 26-50

RPI 51-100

RPI 101+

Team's RPI: 178

RPI S Opponent Score

RPI S Opponent Score

RPI S Opponent Score

RPI S Opponent Score

67 A Maine 46 77
 67 H Maine 46 56
 80 A Albany (NY) 53 66
 80 H Albany (NY) 74 68

111 A Dartmouth 49 57
 134 H Northeastern 65 50
 152 A Binghamton 63 61
 152 H Binghamton 52 54
 158 A Hartford 49 85
 196 A Boston College 55 64
 205 H Boston U. 72 57
 207 A Xavier 66 71
 211 A Stony Brook 51 50
 224 N La Salle 51 59
 252 H Manhattan 68 55
 253 N Fairfield 71 61
 271 A Vermont 52 49
 271 H Vermont 53 58
 273 H Cornell 48 45
 282 A Bryant 74 65
 286 A Sacred Heart 74 47
 323 A Wagner 65 53
 326 H UMBC 56 51
 347 H UMass Lowell 66 45

LAST 12 Division I GAMES:

67 A Maine 46 77 211 A Stony Brook 51 50
 271 H Vermont 53 58 271 A Vermont 52 49
 80 H Albany (NY) 74 68 347 H UMass Lowell 66 45
 158 A Hartford 49 85 152 A Binghamton 63 61
 152 H Binghamton 52 54 80 A Albany (NY) 53 66
 67 H Maine 46 56 326 H UMBC 56 51

Non-Div I Games:

Colby-Sawyer

64 40

New Hampshire

Average RPI Win:	181	WON-LOST	WINNING	LAST 10	STRENGTH OF	OPP. STRENGTH	TEAM	ADJ.	CONF.	ADJ CONF.
Average RPI Loss:	143	RECORD	PCT. RANK	GAMES	SCHEDULE	OF SCHEDULE	RPI	RPI	RPI	RPI
DIV. I ONLY	17- 7	57	4- 6	154	118	81	81	16	16	
DIV. I NON-CONF.	11- 1	13	0- 0	72	116	12	12	15	15	

TOTALS	RPI 1-25	RPI 26-50	W-L RECORDS	RPI 51-100	RPI 101-999	RPI 201+				
17- 7	0- 0	1- 1	OVERALL	1- 2	15- 4	7- 2				
14- 1	0- 0	1- 0	HOME	1- 1	12- 0	5- 0				
3- 6	0- 0	0- 1	AWAY	0- 1	3- 4	2- 2				
0- 0	0- 0	0- 0	NEUTRAL	0- 0	0- 0	0- 0				
11- 1	0- 0	1- 1	NON-CONFERENCE	1- 0	9- 0	4- 0				
9- 0	0- 0	1- 0	HOME	1- 0	7- 0	3- 0				
2- 1	0- 0	0- 1	AWAY	0- 0	2- 0	1- 0				
0- 0	0- 0	0- 0	NEUTRAL	0- 0	0- 0	0- 0				
6- 6	0- 0	0- 0	CONFERENCE	0- 2	6- 4	3- 2				
5- 1	0- 0	0- 0	HOME	0- 1	5- 0	2- 0				
1- 5	0- 0	0- 0	AWAY	0- 1	1- 4	1- 2				
0- 0	0- 0	0- 0	NEUTRAL	0- 0	0- 0	0- 0				

RPI S Opponent	Score	RPI S Opponent	Score	RPI S Opponent	Score	RPI S Opponent	Score
29 A Oklahoma	63 105	79 A Wyoming	55 66	107 H Western Mi ch.	88 76		
32 H Marquette	88 87	83 H Navy	94 87	109 H Lamar University	90 58		
		91 H UNLV	66 68	121 A Colorado St.	71 74		
				124 A UTEP	59 35		
				142 H Fresno St.	88 75		
				171 H Wichita St.	76 62		
				174 A Boise St.	85 91		
				174 H Boise St.	100 83		
				175 H UC Irvine	83 61		
				185 H Nevada	72 68		
				206 H Illinois	97 68		
				226 H Texas Tech	90 56		
				240 A New Mexico St.	101 93		
				240 H New Mexico St.	86 75		
				251 A San Jose St.	86 95		
				251 H San Jose St.	92 62		
				256 A San Diego St.	89 97		
				297 H Utah St.	80 47		
				312 A Air Force	88 59		
LAST 12 Division I GAMES:							
174 A Boise St.	85 91	142 H Fresno St.	88 75				
251 H San Jose St.	92 62	79 A Wyoming	55 66				
297 H Utah St.	80 47	251 A San Jose St.	86 95				
121 A Colorado St.	71 74	174 H Boise St.	100 83				
256 A San Diego St.	89 97	185 H Nevada	72 68				
91 H UNLV	66 68	312 A Air Force	88 59				

Non-Div I Games: Northern N.M. 107 66

New Mexico

Average RPI Win: 270		WON-LOST RECORD		WINNING PCT. RANK		LAST 10 GAMES		STRENGTH OF SCHEDULE		OPP. STRENGTH OF SCHEDULE		TEAM RPI		ADJ. RPI		CONF. RPI		ADJ. CONF. RPI	
Average RPI Loss: 168																			
DIV. I ONLY		10- 10		171		6- 3		281		313		240		240		30		30	
DIV. I NON-CONF.		4- 8		239		1- 2		231		255		260		260		31		31	
TOTALS		RPI 1-25		RPI 26-50		W-L RECORDS		RPI 51-100		RPI 101-999		RPI 201+							
10- 10		0- 0		0- 0		OVERALL		0- 3		10- 7		9- 5							
6- 3		0- 0		0- 0		HOME		0- 1		6- 2		5- 1							
4- 4		0- 0		0- 0		AWAY		0- 1		4- 3		4- 3							
0- 3		0- 0		0- 0		NEUTRAL		0- 1		0- 2		0- 1							
4- 8		0- 0		0- 0		NON-CONFERENCE		0- 3		4- 5		3- 3							
2- 3		0- 0		0- 0		HOME		0- 1		2- 2		1- 1							
2- 2		0- 0		0- 0		AWAY		0- 1		2- 1		2- 1							
0- 3		0- 0		0- 0		NEUTRAL		0- 1		0- 2		0- 1							
6- 2		0- 0		0- 0		CONFERENCE		0- 0		6- 2		6- 2							
4- 0		0- 0		0- 0		HOME		0- 0		4- 0		4- 0							
2- 2		0- 0		0- 0		AWAY		0- 0		2- 2		2- 2							
0- 0		0- 0		0- 0		NEUTRAL		0- 0		0- 0		0- 0							

RPI 1-25				RPI 26-50				RPI 51-100				RPI 101+				Team's RPI: 240	
RPI	S	Opponent	Score	RPI	S	Opponent	Score	RPI	S	Opponent	Score	RPI	S	Opponent	Score		
								81	A	New Mexico	75	86	107	H	Western Mich.	55	64
								81	H	New Mexico	93	101	124	H	UTEP	76	68
								92	N	Arkansas	60	69	134	N	Northeastern	64	65
												210	A	Seattle U	59	69	
												213	H	UC Santa Barbara	47	77	
												229	A	CSU Bakersfield	52	62	
												229	H	CSU Bakersfield	56	48	
												241	A	Pepperdine	86	64	
												250	N	Texas Southern	50	66	
												258	H	A&M-Corpus Christi	70	61	
												260	H	UMKC	70	62	
												272	H	Grand Canyon	64	60	
												283	A	Arizona	44	83	
												324	A	UTRGV	79	77	
												327	A	Long Beach St.	72	63	
												329	A	Utah Valley	82	72	
												339	H	Chicago St.	74	59	
LAST 12 Division I GAMES:																	
				229	A	CSU Bakersfield	52	62	272	H	Grand Canyon	64	60				
				324	A	UTRGV	79	77	339	H	Chicago St.	74	59				
				260	H	UMKC	70	62	213	H	UC Santa Barbara	47	77				
				329	A	Utah Valley	82	72	327	A	Long Beach St.	72	63				
				210	A	Seattle U	59	69	134	N	Northeastern	64	65				
				229	H	CSU Bakersfield	56	48	241	A	Pepperdine	86	64				

Non-Div I Games:	Tex. Permian Basin	85	58	Western N. M.	89	60
------------------	--------------------	----	----	---------------	----	----

New Mexico St.

Loss, Non-Conf, S Site, H Home A Away N Neutral

Average RPI Win:	272	WON-LOST	WINNING	LAST 10	STRENGTH OF	OPP. STRENGTH	TEAM	ADJ.	CONF.	ADJ CONF.
Average RPI Loss:	141	RECORD	PCT. RANK	GAMES	SCHEDULE	OF SCHEDULE	RPI	RPI	RPI	RPI
DIV. I ONLY	10- 12	207	6- 4	244	246	225	225	25	25	
DIV. I NON-CONF.	3- 7	254	0- 0	78	165	204	204	25	25	

TOTALS	RPI 1-25	RPI 26-50	W-L RECORDS	RPI 51-100	RPI 101-999	RPI 201+				
10- 12	0- 1	0- 2	OVERALL	0- 1	10- 8	9- 4				
6- 4	0- 0	0- 1	HOME	0- 0	6- 3	6- 2				
4- 8	0- 0	0- 0	AWAY	0- 1	4- 1	3- 1				
0- 0	0- 0	0- 0	NEUTRAL	0- 0	0- 0	0- 0				
3- 7	0- 1	0- 2	NON-CONFERENCE	0- 1	3- 3	3- 1				
2- 2	0- 0	0- 1	HOME	0- 0	2- 1	2- 1				
1- 5	0- 1	0- 1	AWAY	0- 1	1- 2	1- 0				
0- 0	0- 0	0- 0	NEUTRAL	0- 0	0- 0	0- 0				
7- 5	0- 0	0- 0	CONFERENCE	0- 0	7- 5	6- 3				
4- 2	0- 0	0- 0	HOME	0- 0	4- 2	4- 1				
3- 3	0- 0	0- 0	AWAY	0- 0	3- 3	2- 2				
0- 0	0- 0	0- 0	NEUTRAL	0- 0	0- 0	0- 0				

RPI 1-25				RPI 26-50				RPI 51-100				RPI 101+ Team's RPI: 225			
RPI	S	Opponent	Score	RPI	S	Opponent	Score	RPI	S	Opponent	Score	RPI	S	Opponent	Score
19	A	Missouri	45 81	42	A	Miami (FL)	46 76	97	A	Tulane	56 79	109	A	Lamar University	77 100
				49	H	Houston	66 78					110	A	South Ala.	45 67
												127	H	SFA	67 74
												129	A	Central Ark.	52 48
												155	A	Louisiana	57 66
												202	H	Jacksonville St.	54 59
												214	H	CSUN	76 73
												216	A	Abilene Christian	70 80
												248	H	Nicholls St.	61 62
												250	H	Texas Southern	72 69
												258	H	A&M-Corpus Christi	66 49
												261	A	McNeese	77 64
												315	A	Incarnate Word	72 45
												315	H	Incarnate Word	52 50
												318	H	Houston Baptist	70 52
												320	A	Northwestern St.	47 52
												320	H	Northwestern St.	81 63
												336	A	La.-Monroe	89 51

LAST 12 Division I GAMES:															
248	H	Nicholls St.	61 62	258	H	A&M-Corpus Christi	66 49	127	H	SFA	67 74				
320	A	Northwestern St.	47 52					261	A	McNeese	77 64				
315	A	Incarnate Word	72 45					109	A	Lamar University	77 100				
320	H	Northwestern St.	81 63					318	H	Houston Baptist	70 52				
315	H	Incarnate Word	52 50					216	A	Abilene Christian	70 80				
129	A	Central Ark.	52 48												

Non-Div I Games: Xavier (LA) 85 50

New Orleans

Average RPI Win:	238	WON-LOST	WINNING	LAST 10	STRENGTH OF	OPP. STRENGTH	TEAM	ADJ.	CONF.	ADJ CONF.
Average RPI Loss:	168	RECORD	PCT. RANK	GAMES	SCHEDULE	OF SCHEDULE	RPI	RPI	RPI	RPI
DIV. I ONLY	9- 15	241	5- 5	175	274	238	238	28	28	
DIV. I NON-CONF.	3- 8	268	0- 0	71	178	210	210	26	26	

TOTALS	RPI 1-25	RPI 26-50	W-L RECORDS	RPI 51-100	RPI 101-999	RPI 201+				
9- 15	1- 1	0- 0	OVERALL	0- 3	8- 11	5- 6				
5- 5	1- 0	0- 0	HOME	0- 2	4- 3	3- 0				
3- 9	0- 1	0- 0	AWAY	0- 1	3- 7	2- 6				
1- 1	0- 0	0- 0	NEUTRAL	0- 0	1- 1	0- 0				
3- 8	1- 1	0- 0	NON-CONFERENCE	0- 1	2- 6	1- 2				
1- 3	1- 0	0- 0	HOME	0- 1	0- 2	0- 0				
1- 4	0- 1	0- 0	AWAY	0- 0	1- 3	1- 2				
1- 1	0- 0	0- 0	NEUTRAL	0- 0	1- 1	0- 0				
6- 7	0- 0	0- 0	CONFERENCE	0- 2	6- 5	4- 4				
4- 2	0- 0	0- 0	HOME	0- 1	4- 1	3- 0				
2- 5	0- 0	0- 0	AWAY	0- 1	2- 4	1- 4				
0- 0	0- 0	0- 0	NEUTRAL	0- 0	0- 0	0- 0				

RPI	S	Opponent	Score	RPI	S	Opponent	Score	RPI	S	Opponent	Score	RPI	S	Opponent	Score
14	A	Maryland	65 92					56	H	Drexel	65 66	131	H	Cleveland St.	61 70
21	H	Buffalo	75 62					60	A	Quinnipiac	61 77	155	N	Louisiana	52 68
								60	H	Quinnipiac	55 84	158	A	Hartford	65 83
												166	H	Marist	78 84
												173	N	Louisiana Tech	73 67
												192	H	Saint Joseph's	69 93
												197	A	Siena	73 68
												197	H	Siena	65 50
												219	A	Oakland	59 67
												243	A	St. Bonaventure	58 76
												252	A	Manhattan	64 82
												252	H	Manhattan	65 64
												253	A	Fairfield	53 59
												267	A	Rider	58 65
												280	A	Colgate	81 44
												296	A	Canisius	60 64
												338	H	Iona	73 59
												344	A	Saint Peter's	87 52
												344	H	Saint Peter's	64 54
LAST 12 Division I GAMES:															
252	A	Manhattan	64 82	267	A	Rider	58 65								
344	H	Saint Peter's	64 54	197	H	Siena	65 50								
296	A	Canisius	60 64	252	H	Manhattan	65 64								
60	H	Quinnipiac	55 84	197	A	Siena	73 68								
166	H	Marist	78 84	60	A	Quinnipiac	61 77								
344	A	Saint Peter's	87 52	253	A	Fairfield	53 59								

Non-Div I Games:

Niagara

Average RPI Win:	284	WON-LOST	WINNING	LAST 10	STRENGTH OF	OPP. STRENGTH	TEAM	ADJ.	CONF.	ADJ CONF.
Average RPI Loss:	161	RECORD	PCT. RANK	GAMES	SCHEDULE	OF SCHEDULE	RPI	RPI	RPI	RPI
DIV. I ONLY	7- 12	246	4- 6	245	294	248	248	25	25	
DIV. I NON-CONF.	2- 6	280	0- 1	141	237	229	229	25	25	

TOTALS	RPI 1-25	RPI 26-50	W-L RECORDS	RPI 51-100	RPI 101-999	RPI 201+				
7- 12	0- 1	0- 1	OVERALL	0- 1	7- 9	7- 5				
1- 6	0- 1	0- 0	HOME	0- 1	1- 4	1- 1				
6- 5	0- 0	0- 1	AWAY	0- 0	6- 4	6- 3				
0- 1	0- 0	0- 0	NEUTRAL	0- 0	0- 1	0- 1				
2- 6	0- 1	0- 1	NON-CONFERENCE	0- 1	2- 3	2- 2				
0- 2	0- 1	0- 0	HOME	0- 1	0- 0	0- 0				
2- 3	0- 0	0- 1	AWAY	0- 0	2- 2	2- 1				
0- 1	0- 0	0- 0	NEUTRAL	0- 0	0- 1	0- 1				
5- 6	0- 0	0- 0	CONFERENCE	0- 0	5- 6	5- 3				
1- 4	0- 0	0- 0	HOME	0- 0	1- 4	1- 1				
4- 2	0- 0	0- 0	AWAY	0- 0	4- 2	4- 2				
0- 0	0- 0	0- 0	NEUTRAL	0- 0	0- 0	0- 0				

RPI 1-25				RPI 26-50				RPI 51-100				RPI 101+ Team's RPI: 248			
RPI	S	Opponent	Score	RPI	S	Opponent	Score	RPI	S	Opponent	Score	RPI	S	Opponent	Score
8	H	Baylor	43 85	26	A	LSU	50 65	98	H	Jacksonville	61 69	109	H	Lamar University	61 76
												115	A	Iowa St.	47 75
												127	H	SFA	73 86
												129	H	Central Ark.	48 69
												212	A	SMU	61 68
												216	H	Abilene Christian	81 60
												225	A	New Orleans	62 61
												249	N	Bradley	65 75
												258	A	A&M-Corpus Christi	55 76
												261	A	McNeese	61 54
												289	H	Southeastern La.	57 66
												306	A	Jackson St.	90 64
												315	A	Incarnate Word	62 64
												318	A	Houston Baptist	73 61
												320	A	Northwestern St.	79 63
												342	A	Mississippi Val.	62 57
LAST 12 Division I GAMES:															
216	H	Abilene Christian	81 60	261	A	McNeese	61 54								
225	A	New Orleans	62 61	318	A	Houston Baptist	73 61								
289	H	Southeastern La.	57 66	127	H	SFA	73 86								
109	H	Lamar University	61 76	315	A	Incarnate Word	62 64								
258	A	A&M-Corpus Christi	55 76	320	A	Northwestern St.	79 63								
129	H	Central Ark.	48 69	115	A	Iowa St.	47 75								

Non-Div I Games: Spring Hill 78 70 Evangel 72 55 Southern-N. O. 83 45

Nicholls St.

Average RPI		Win: 287	WON-LOST RECORD	WINNING PCT. RANK	LAST 10 GAMES	STRENGTH OF SCHEDULE	OPP. STRENGTH OF SCHEDULE	TEAM RPI	ADJ. RPI	CONF. RPI	ADJ. CONF. RPI
Loss: 180											
DIV. I ONLY			12- 9	131	6- 4	301	346	218	218	31	31
DIV. I NON-CONF.			7- 5	132	3- 0	277	334	192	192	30	30
TOTALS		RPI 1-25		RPI 26-50		W-L RECORDS		RPI 51-100		RPI 101-999	RPI 201+
12- 9	0- 0			0- 0		OVERALL		0- 1		12- 8	11- 4
4- 4	0- 0			0- 0		HOME		0- 0		4- 4	4- 2
7- 4	0- 0			0- 0		AWAY		0- 1		7- 3	6- 2
1- 1	0- 0			0- 0		NEUTRAL		0- 0		1- 1	1- 0
7- 5	0- 0			0- 0		NON-CONFERENCE		0- 1		7- 4	6- 2
2- 2	0- 0			0- 0		HOME		0- 0		2- 2	2- 1
4- 2	0- 0			0- 0		AWAY		0- 1		4- 1	3- 1
1- 1	0- 0			0- 0		NEUTRAL		0- 0		1- 1	1- 0
5- 4	0- 0			0- 0		CONFERENCE		0- 0		5- 4	5- 2
2- 2	0- 0			0- 0		HOME		0- 0		2- 2	2- 1
3- 2	0- 0			0- 0		AWAY		0- 0		3- 2	3- 1
0- 0	0- 0			0- 0		NEUTRAL		0- 0		0- 0	0- 0

RPI 1-25				RPI 26-50				RPI 51-100				RPI 101+ Team's RPI: 218			
RPI	S	Opponent	Score	RPI	S	Opponent	Score	RPI	S	Opponent	Score	RPI	S	Opponent	Score
								83	A	Navy	51 70	128	A	Bethune-Cookman	45 60
												128	H	Bethune-Cookman	51 58
												139	A	William & Mary	80 74
												160	H	High Point	56 59
												195	N	Bowling Green	50 59
												208	A	East Carolina	46 51
												220	A	N. C. A&T	51 53
												223	H	Loyola Maryland	58 61
												236	H	UNCG	64 63
												246	A	Campbell	53 27
												263	H	Towson	86 76
												274	N	St. Francis Brooklyn	52 51
												275	H	Morgan St.	53 55
												292	A	VCU	66 52
												301	H	Coppin St.	71 57
												321	A	South Carolina St.	71 67
												334	A	N.C. Central	75 60
												340	A	Savannah St.	78 58
												343	H	Florida A&M	70 49
												349	A	Longwood	64 45
LAST 12 Division I GAMES:															
												128	A	Bethune-Cookman	45 60
												275	H	Morgan St.	53 55
												220	A	N. C. A&T	51 53
												343	H	Florida A&M	70 49
												128	H	Bethune-Cookman	51 58
												340	A	Savannah St.	78 58
												321	A	South Carolina St.	71 67
												334	A	N.C. Central	75 60
												301	H	Coppin St.	71 57
												349	A	Longwood	64 45
												139	A	William & Mary	80 74
												246	A	Campbell	53 27

Non-Div I Games:

Norfolk St.

Loss, Non-Conf, S Site, H Home A Away N Neutral

Average RPI	Win:	164	WON-LOST	WINNING	LAST 10	STRENGTH OF	OPP. STRENGTH	TEAM	ADJ.	CONF.	ADJ CONF.
Average RPI	Loss:	71	RECORD	PCT. RANK	GAMES	SCHEDULE	OF SCHEDULE	RPI	RPI	RPI	RPI
DIV. I ONLY		14- 10		122	4- 6	53	69	100	100	1	1
DIV. I NON-CONF.		10- 3		51	0- 1	112	269	101	101	1	1

TOTALS	RPI 1-25		RPI 26-50		W-L RECORDS	RPI 51-100		RPI 101-999		RPI 201+	
14- 10	1- 3		1- 2		OVERALL	0- 2		12- 3		4- 0	
11- 6	1- 1		1- 1		HOME	0- 2		9- 2		3- 0	
1- 4	0- 2		0- 1		AWAY	0- 0		1- 1		0- 0	
2- 0	0- 0		0- 0		NEUTRAL	0- 0		2- 0		1- 0	
10- 3	0- 0		1- 0		NON-CONFERENCE	0- 1		9- 2		4- 0	
8- 3	0- 0		1- 0		HOME	0- 1		7- 2		3- 0	
0- 0	0- 0		0- 0		AWAY	0- 0		0- 0		0- 0	
2- 0	0- 0		0- 0		NEUTRAL	0- 0		2- 0		1- 0	
4- 7	1- 3		0- 2		CONFERENCE	0- 1		3- 1		0- 0	
3- 3	1- 1		0- 1		HOME	0- 1		2- 0		0- 0	
1- 4	0- 2		0- 1		AWAY	0- 0		1- 1		0- 0	
0- 0	0- 0		0- 0		NEUTRAL	0- 0		0- 0		0- 0	

RPI	S	Opponent	Score	RPI	S	Opponent	Score	RPI	S	Opponent	Score	RPI	S	Opponent	Score
2	A	Notre Dame	62 94	30	A	Virginia	70 82	54	H	Virginia Tech	74 90	104	A	Wake Forest	79 76
6	A	Florida St.	65 103	42	H	Miami (FL)	72 92	57	H	Mercer	86 97	110	H	South Ala.	84 85
16	H	Duke	92 86	47	H	Minnesota	88 83					136	H	Colorado	87 80
22	H	NC State	53 66									140	H	Clemson	59 52
												148	H	Pittsburgh	68 67
												158	H	Hartford	90 70
												162	H	Radford	79 46
												172	N	Washington	90 78
												184	H	Furman	84 56
												191	H	Hampton	66 70
												196	A	Boston College	64 77
												244	N	Grambling	79 63
												254	H	Presbyterian	91 56
												268	H	UNCW	86 60
												269	H	Appalachian St.	56 43

LAST 12 Division I GAMES:															
54	H	Virginia Tech	74 90	104	A	Wake Forest	79 76								
42	H	Miami (FL)	72 92	140	H	Clemson	59 52								
2	A	Notre Dame	62 94	148	H	Pittsburgh	68 67								
30	A	Virginia	70 82	196	A	Boston College	64 77								
16	H	Duke	92 86	6	A	Florida St.	65 103								
22	H	NC State	53 66	57	H	Mercer	86 97								

Non-Div I Games:

North Carolina

Loss,
Non-Conf,
S Site,
H Home
A Away
N Neutral

Average RPI Win:	191	WON-LOST	WINNING	LAST 10	STRENGTH OF	OPP. STRENGTH	TEAM	ADJ.	CONF.	ADJ CONF.
Average RPI Loss:	139	RECORD	PCT. RANK	GAMES	SCHEDULE	OF SCHEDULE	RPI	RPI	RPI	RPI
DIV. I ONLY	9- 12	218	4- 6	57	266	144	144	19	19	
DIV. I NON-CONF.	5- 4	146	0- 0	43	186	59	59	14	14	

TOTALS	RPI 1-25	RPI 26-50	W-L RECORDS	RPI 51-100	RPI 101-999	RPI 201+				
9- 12	0- 1	1- 2	OVERALL	0- 1	8- 8	4- 3				
7- 2	0- 0	1- 0	HOME	0- 0	6- 2	3- 1				
1- 10	0- 1	0- 2	AWAY	0- 1	1- 6	1- 2				
1- 0	0- 0	0- 0	NEUTRAL	0- 0	1- 0	0- 0				
5- 4	0- 1	0- 2	NON-CONFERENCE	0- 1	5- 0	3- 0				
3- 0	0- 0	0- 0	HOME	0- 0	3- 0	2- 0				
1- 4	0- 1	0- 2	AWAY	0- 1	1- 0	1- 0				
1- 0	0- 0	0- 0	NEUTRAL	0- 0	1- 0	0- 0				
4- 8	0- 0	1- 0	CONFERENCE	0- 0	3- 8	1- 3				
4- 2	0- 0	1- 0	HOME	0- 0	3- 2	1- 1				
0- 6	0- 0	0- 0	AWAY	0- 0	0- 6	0- 2				
0- 0	0- 0	0- 0	NEUTRAL	0- 0	0- 0	0- 0				

RPI 1-25				RPI 26-50				RPI 51-100				RPI 101+ Team's RPI: 144			
RPI	S	Opponent	Score	RPI	S	Opponent	Score	RPI	S	Opponent	Score	RPI	S	Opponent	Score
8	A	Baylor	43 105	33	H	Northern Colo.	78 70	72	A	South Dakota	71 76	109	N	Lamar University	73 70
				41	A	South Dakota St.	52 66					154	A	Idaho	75 80
				50	A	Oregon St.	55 65					154	H	Idaho	64 78
												156	H	UNI	80 72
												159	A	Weber St.	69 80
												159	H	Weber St.	80 67
												165	A	Idaho St.	46 57
												186	A	Eastern Wash.	70 74
												186	H	Eastern Wash.	81 79
												226	A	Montana	51 53
												226	H	Montana	43 54
												232	A	Montana St.	56 72
												232	H	Montana St.	79 70
												270	H	North Dakota St.	79 68
												287	H	Massachusetts	82 52
												291	A	UTSA	60 47

LAST 12 Division I GAMES:															
				159	H	Weber St.	80 67	159	A	Weber St.	69 80				
				226	A	Montana	51 53	165	A	Idaho St.	46 57				
				232	A	Montana St.	56 72	232	H	Montana St.	79 70				
				154	H	Idaho	64 78	226	H	Montana	43 54				
				186	H	Eastern Wash.	81 79	186	A	Eastern Wash.	70 74				
				33	H	Northern Colo.	78 70	154	A	Idaho	75 80				

Non-Div I Games: Mayville St. 82 54 Southwest Minn. St. 85 62

North Dakota

Average RPI Win:	315	WON-LOST	WINNING	LAST 10	STRENGTH OF	OPP. STRENGTH	TEAM	ADJ.	CONF.	ADJ CONF.
Average RPI Loss:	139	RECORD	PCT. RANK	GAMES	SCHEDULE	OF SCHEDULE	RPI	RPI	RPI	RPI
DIV. I ONLY	5- 16	300	1- 9	149	260	270	270	14	14	
DIV. I NON-CONF.	4- 7	226	0- 1	284	320	275	275	17	17	

TOTALS	RPI 1-25	RPI 26-50	W-L RECORDS	RPI 51-100	RPI 101-999	RPI 201+				
5- 16	0- 0	0- 2	OVERALL	0- 3	5- 11	5- 2				
3- 5	0- 0	0- 1	HOME	0- 1	3- 3	3- 1				
1- 10	0- 0	0- 1	AWAY	0- 2	1- 7	1- 1				
1- 1	0- 0	0- 0	NEUTRAL	0- 0	1- 1	1- 0				
4- 7	0- 0	0- 0	NON-CONFERENCE	0- 1	4- 6	4- 1				
2- 2	0- 0	0- 0	HOME	0- 0	2- 2	2- 1				
1- 4	0- 0	0- 0	AWAY	0- 1	1- 3	1- 0				
1- 1	0- 0	0- 0	NEUTRAL	0- 0	1- 1	1- 0				
1- 9	0- 0	0- 2	CONFERENCE	0- 2	1- 5	1- 1				
1- 3	0- 0	0- 1	HOME	0- 1	1- 1	1- 0				
0- 6	0- 0	0- 1	AWAY	0- 1	0- 4	0- 1				
0- 0	0- 0	0- 0	NEUTRAL	0- 0	0- 0	0- 0				

RPI 1-25				RPI 26-50				RPI 51-100				RPI 101+ Team's RPI: 270			
RPI	S	Opponent	Score	RPI	S	Opponent	Score	RPI	S	Opponent	Score	RPI	S	Opponent	Score
				41	A	South Dakota St.	63 83	72	A	South Dakota	54 80	103	A	Western Ill.	72 97
				41	H	South Dakota St.	64 85	72	H	South Dakota	67 82	114	A	Milwaukee	38 74
								83	A	Navy	54 67	129	N	Central Ark.	45 68
												136	A	Colorado	59 108
												144	A	North Dakota	68 79
												151	H	Cal Poly	69 73
												190	A	Denver	79 98
												199	A	Oral Roberts	48 71
												199	H	Oral Roberts	57 64
												231	A	Omaha	67 80
												287	H	Massachusetts	82 70
												299	A	FIU	71 68
												316	H	Fort Wayne	72 56
												324	H	UTRGV	79 82
												326	N	UMBC	67 53
												346	H	NJIT	105 58

LAST 12 Division I GAMES:															
				199	H	Oral Roberts	57 64	190	A	Denver	79 98				
				72	A	South Dakota	54 80	199	A	Oral Roberts	48 71				
				41	H	South Dakota St.	64 85	41	A	South Dakota St.	63 83				
				103	A	Western Ill.	72 97	72	H	South Dakota	67 82				
				231	A	Omaha	67 80	129	N	Central Ark.	45 68				
				316	H	Fort Wayne	72 56	299	A	FIU	71 68				

Non-Div I Games: Valley City St. 67 58 Mayville St. 87 43 Dakota St. 97 42

North Dakota St.

Average RPI Win: 218

Average RPI Loss: 160

WON-LOST
RECORDWINNING
PCT. RANKLAST 10
GAMESSTRENGTH OF
SCHEDULEOPP. STRENGTH
OF SCHEDULETEAM
RPIADJ.
RPICONF.
RPIADJ CONF.
RPIDIV. I ONLY
DIV. I NON-CONF.7- 14
4- 8264
2393- 7
0- 2148
135203
188228
197228
19722
2122
21

TOTALS

RPI 1-25

RPI 26-50

W-L RECORDS

RPI 51-100

RPI 101-999

RPI 201+

7- 14

0- 2

1- 2

OVERALL

0- 2

6- 8

5- 5

4- 4

0- 0

1- 0

HOME

0- 1

3- 3

2- 2

3- 9

0- 2

0- 2

AWAY

0- 1

3- 4

3- 2

0- 1

0- 0

0- 0

NEUTRAL

0- 0

0- 1

0- 1

4- 8

0- 2

0- 1

NON-CONFERENCE

0- 1

4- 4

3- 3

2- 1

0- 0

0- 0

HOME

0- 0

2- 1

1- 1

2- 6

0- 2

0- 1

AWAY

0- 1

2- 2

2- 1

0- 1

0- 0

0- 0

NEUTRAL

0- 0

0- 1

0- 1

3- 6

0- 0

1- 1

CONFERENCE

0- 1

2- 4

2- 2

2- 3

0- 0

1- 0

HOME

0- 1

1- 2

1- 1

1- 3

0- 0

0- 1

AWAY

0- 0

1- 2

1- 1

0- 0

0- 0

0- 0

NEUTRAL

0- 0

0- 0

0- 0

RPI 1-25

RPI 26-50

RPI 51-100

RPI 101+

Team's RPI: 228

RPI	S	Opponent	Score
6	A	Florida St.	51 109
23	A	Georgia	37 75

RPI	S	Opponent	Score
35	A	Michigan	34 79
38	A	FGCU	52 67
38	H	FGCU	75 73

RPI	S	Opponent	Score
53	A	West Virginia	59 87
98	H	Jacksonville	48 66

RPI	S	Opponent	Score
128	H	Bethune-Cookman	70 63
169	A	Stetson	55 68
169	H	Stetson	51 68
193	A	Fla. Atlantic	75 83
204	A	Morehead St.	61 56
237	H	Northern Ky.	58 50
259	H	Col. of Charleston	69 73
264	H	Lipscomb	69 73
285	H	Kennesaw St.	77 72
288	A	Wofford	57 69
294	A	USC Upstate	65 61
300	N	Monmouth	57 67
343	A	Florida A&M	77 68
346	A	NJIT	65 75

LAST 12 Division I GAMES:

38	A	FGCU	52 67	264	H	Lipscomb	69 73
169	H	Stetson	51 68	285	H	Kennesaw St.	77 72
38	H	FGCU	75 73	98	H	Jacksonville	48 66
169	A	Stetson	55 68	288	A	Wofford	57 69
346	A	NJIT	65 75	23	A	Georgia	37 75
294	A	USC Upstate	65 61	237	H	Northern Ky.	58 50

Non-Div I Games:

Warner

74 38

Edward Waters

73 47

Webber Int'l

81 53

North Florida

Loss, Non-Conf, S Site, H Home A Away N Neutral

Average RPI Win: 259

Average RPI Loss: 141

WON-LOST
RECORDWINNING
PCT. RANKLAST 10
GAMESSTRENGTH OF
SCHEDULEOPP. STRENGTH
OF SCHEDULETEAM
RPIADJ.
RPICONF.
RPIADJ CONF.
RPIDIV. I ONLY
DIV. I NON-CONF.9- 10
6- 3202
873- 7
1- 0295
344152
93242
237242
23718
1918
19

TOTALS

RPI 1-25

RPI 26-50

W-L RECORDS

RPI 51-100

RPI 101-999

RPI 201+

9- 10

0- 0

0- 0

OVERALL

0- 4

9- 6

7- 2

5- 4

0- 0

0- 0

HOME

0- 2

5- 2

3- 0

2- 6

0- 0

0- 0

AWAY

0- 2

2- 4

2- 2

2- 0

0- 0

0- 0

NEUTRAL

0- 0

2- 0

2- 0

6- 3

0- 0

0- 0

NON-CONFERENCE

0- 2

6- 1

5- 1

3- 1

0- 0

0- 0

HOME

0- 1

3- 0

2- 0

1- 2

0- 0

0- 0

AWAY

0- 1

1- 1

1- 1

2- 0

0- 0

0- 0

NEUTRAL

0- 0

2- 0

2- 0

3- 7

0- 0

0- 0

CONFERENCE

0- 2

3- 5

2- 1

2- 3

0- 0

0- 0

HOME

0- 1

2- 2

1- 0

1- 4

0- 0

0- 0

AWAY

0- 1

1- 3

1- 1

0- 0

0- 0

0- 0

NEUTRAL

0- 0

0- 0

0- 0

RPI 1-25

RPI 26-50

RPI 51-100

RPI 101+



Team's RPI: 242



RPI S Opponent Score



RPI S Opponent Score



RPI S Opponent Score



RPI S Opponent Score



52  Western Ky. 65  79



71  UAB 52  68



73  Indiana 63  68


88  Kansas St. 54  55


108  Ri ce 49  50


117  Mi ddl e Tenn. 48  56


124  UTEP 48  50

173  Loui si ana Tech 53  61



180  Char lotte 73 68


182  Tul sa 66 43


212  SMU 47 40

224  La Sal lie 70 44



281 N Coastal Caro. 50 34


291  UTSA 58  70

299  FIU 92 46


302  Ol d Domi ni on 63 46



307 N Detroit Mercy 63 57



313  Ill. -Chi cago 67  70



345  Eastern Ill. 63 61



LAST 12 Division I GAMES:



299  FIU 92 46


291  UTSA 58  70


124  UTEP 48  50



52  Western Ky. 65  79



71  UAB 52  68


117  Mi ddl e Tenn. 48  56



180  Charlotte 73 68

302  Ol d Domi ni on 63 46

108  Ri ce 49  50

173  Loui si ana Tech 53  61

345  Eastern Ill. 63 61

313  Ill. -Chi cago 67  70




Non-Div I Games:

Mid-Amer. Christian 86 52

Tex. A&M Int'l 64 38

Okla. Panhandle 63 41

North Texas

 Loss,  Non-Conf, S Site,  Home  Away N Neutral

Average RPI Win:	223	WON-LOST	WINNING	LAST 10	STRENGTH OF	OPP. STRENGTH	TEAM	ADJ.	CONF.	ADJ CONF.
Average RPI Loss:	121	RECORD	PCT. RANK	GAMES	SCHEDULE	OF SCHEDULE	RPI	RPI	RPI	RPI
DIV. I ONLY	12- 10	144	6- 4	112	228	134	134	10	10	
DIV. I NON-CONF.	5- 6	187	0- 1	184	308	208	208	12	12	

TOTALS	RPI 1-25	RPI 26-50	W-L RECORDS	RPI 51-100	RPI 101-999	RPI 201+				
12- 10	0- 0	0- 1	OVERALL	0- 5	12- 4	8- 2				
6- 4	0- 0	0- 0	HOME	0- 3	6- 1	3- 0				
5- 4	0- 0	0- 0	AWAY	0- 2	5- 2	4- 1				
1- 2	0- 0	0- 1	NEUTRAL	0- 0	1- 1	1- 1				
5- 6	0- 0	0- 1	NON-CONFERENCE	0- 1	5- 4	4- 2				
2- 2	0- 0	0- 0	HOME	0- 1	2- 1	1- 0				
2- 2	0- 0	0- 0	AWAY	0- 0	2- 2	2- 1				
1- 2	0- 0	0- 1	NEUTRAL	0- 0	1- 1	1- 1				
7- 4	0- 0	0- 0	CONFERENCE	0- 4	7- 0	4- 0				
4- 2	0- 0	0- 0	HOME	0- 2	4- 0	2- 0				
3- 2	0- 0	0- 0	AWAY	0- 2	3- 0	2- 0				
0- 0	0- 0	0- 0	NEUTRAL	0- 0	0- 0	0- 0				

RPI 1-25				RPI 26-50				RPI 51-100				RPI 101+ Team's RPI: 134			
RPI	S	Opponent	Score	RPI	S	Opponent	Score	RPI	S	Opponent	Score	RPI	S	Opponent	Score
				49	N	Houston	64 72	56	A	Drexel	50 58	130	A	Delaware	64 53
								56	H	Drexel	58 69	130	H	Delaware	73 59
								68	A	Elon	71 78	139	H	William & Mary	64 46
								69	H	Harvard	69 79	166	H	Marist	78 72
								77	H	James Madison	57 60	178	A	New Hampshire	50 65
												188	H	Providence	95 98
												205	A	Boston U.	73 74
												240	N	New Mexico St.	65 64
												253	H	Fairfield	63 43
												259	H	Col. of Charleston	59 37
												263	A	Towson	70 61
												265	N	Illinois St.	55 65
												268	A	UNCW	54 47
												268	H	UNCW	56 39
												271	A	Vermont	71 66
												287	A	Massachusetts	64 54

LAST 12 Division I GAMES:															
130	H	Delaware	73 59	259	H	Col. of Charleston	59 37	68	A	Elon	71 78	268	A	UNCW	54 47
268	H	UNCW	56 39	77	H	James Madison	57 60	263	A	Towson	70 61	271	A	Vermont	71 66
56	A	Drexel	50 58	265	N	Illinois St.	55 65								
130	A	Delaware	64 53												
139	H	William & Mary	64 46												
56	H	Drexel	58 69												

Non-Div I Games:

Northeastern

Average RPI Win: 205		WON-LOST RECORD	WINNING PCT. RANK	LAST 10 GAMES	STRENGTH OF SCHEDULE	OPP. STRENGTH OF SCHEDULE	TEAM RPI	ADJ. RPI	CONF. RPI	ADJ. CONF. RPI
Average RPI Loss: 203										
DIV. I ONLY		3- 18	322	1- 9	186	341	328	328	19	19
DIV. I NON-CONF.		2- 8	290	0- 1	232	333	314	314	14	14
TOTALS		RPI 1-25	RPI 26-50	W-L RECORDS		RPI 51-100	RPI 101-999	RPI 201+		
3- 18	0- 0		0- 0	OVERALL		0- 0	3- 18	1- 9		
2- 8	0- 0		0- 0	HOME		0- 0	2- 8	1- 5		
0- 10	0- 0		0- 0	AWAY		0- 0	0- 10	0- 4		
1- 0	0- 0		0- 0	NEUTRAL		0- 0	1- 0	0- 0		
2- 8	0- 0		0- 0	NON-CONFERENCE		0- 0	2- 8	1- 4		
1- 4	0- 0		0- 0	HOME		0- 0	1- 4	1- 2		
0- 4	0- 0		0- 0	AWAY		0- 0	0- 4	0- 2		
1- 0	0- 0		0- 0	NEUTRAL		0- 0	1- 0	0- 0		
1- 10	0- 0		0- 0	CONFERENCE		0- 0	1- 10	0- 5		
1- 4	0- 0		0- 0	HOME		0- 0	1- 4	0- 3		
0- 6	0- 0		0- 0	AWAY		0- 0	0- 6	0- 2		
0- 0	0- 0		0- 0	NEUTRAL		0- 0	0- 0	0- 0		

RPI 1-25				RPI 26-50				RPI 51-100				RPI 101+				Team's RPI: 328	
RPI	S	Opponent	Score	RPI	S	Opponent	Score	RPI	S	Opponent	Score	RPI	S	Opponent	Score		
												108	H	Rice	83	88	
												151	H	Cal Poly	73	89	
												154	A	Idaho	68	83	
												159	A	Weber St.	63	77	
												159	H	Weber St.	76	75	
												165	A	Idaho St.	59	76	
												165	H	Idaho St.	55	75	
												174	N	Boise St.	62	60	
												186	A	Eastern Wash.	62	82	
												190	A	Denver	73	80	
												200	A	Youngstown St.	67	69	
												213	H	UC Santa Barbara	93	96	
												214	A	CSUN	69	78	
												226	A	Montana	62	70	
												226	H	Montana	52	69	
												232	A	Montana St.	39	81	
												232	H	Montana St.	56	78	
												255	A	Hawai i	68	84	
												272	H	Grand Canyon	54	72	
												283	H	Arizona	84	66	
												311	H	Southern Utah	57	60	
LAST 12 Division I GAMES:																	
				159	A	Weber St.	63	77	311	H	Southern Utah	57	60				
				165	A	Idaho St.	59	76	165	H	Idaho St.	55	75				
				226	H	Montana	52	69	159	H	Weber St.	76	75				
				232	H	Montana St.	56	78	232	A	Montana St.	39	81				
				154	A	Idaho	68	83	226	A	Montana	62	70				
				186	A	Eastern Wash.	62	82	214	A	CSUN	69	78				

Non-Div I Games:	Antelope Valley	104	49
------------------	-----------------	-----	----

Northern Ari z.

■ Loss, ■ Non-Conf, S Site, H Home A Away N Neutral

Average RPI Win:	165	WON-LOST	WINNING	LAST 10	STRENGTH OF	OPP. STRENGTH	TEAM	ADJ.	CONF.	ADJ CONF.
Average RPI Loss:	119	RECORD	PCT. RANK	GAMES	SCHEDULE	OF SCHEDULE	RPI	RPI	RPI	RPI
DIV. I ONLY	17- 6	52	7- 3	32	215	33	33	19	19	
DIV. I NON-CONF.	8- 3	65	0- 0	24	86	24	24	14	14	

TOTALS	RPI 1-25	RPI 26-50	W-L RECORDS	RPI 51-100	RPI 101-999	RPI 201+				
17- 6	1- 0	1- 0	OVERALL	1- 2	14- 4	5- 0				
8- 2	0- 0	1- 0	HOME	0- 0	7- 2	2- 0				
8- 4	1- 0	0- 0	AWAY	0- 2	7- 2	3- 0				
1- 0	0- 0	0- 0	NEUTRAL	1- 0	0- 0	0- 0				
8- 3	1- 0	1- 0	NON-CONFERENCE	1- 2	5- 1	1- 0				
4- 1	0- 0	1- 0	HOME	0- 0	3- 1	0- 0				
3- 2	1- 0	0- 0	AWAY	0- 2	2- 0	1- 0				
1- 0	0- 0	0- 0	NEUTRAL	1- 0	0- 0	0- 0				
9- 3	0- 0	0- 0	CONFERENCE	0- 0	9- 3	4- 0				
4- 1	0- 0	0- 0	HOME	0- 0	4- 1	2- 0				
5- 2	0- 0	0- 0	AWAY	0- 0	5- 2	2- 0				
0- 0	0- 0	0- 0	NEUTRAL	0- 0	0- 0	0- 0				

RPI 1-25				RPI 26-50				Team's RPI: 33				RPI 51-100				RPI 101+			
RPI	S	Opponent	Score	RPI	S	Opponent	Score	RPI	S	Opponent	Score	RPI	S	Opponent	Score	RPI	S	Opponent	Score
24	A	DePaul	94 88	26	H	LSU	58 50	60	A	Qui nni pi ac	49 60	119	H	BYU	79 74				
								74	A	Fordham	33 48	121	H	Col orado St.	44 55				
								99	N	Li berty	65 57	144	A	North Dakota	70 78				
												147	H	Paci fi c	80 55				
												154	A	Idaho	78 72				
												154	H	Idaho	71 79				
												159	A	Weber St.	73 82				
												163	H	San Franci sco	73 60				
												165	A	Idaho St.	63 57				
												165	H	Idaho St.	75 52				
												186	A	Eastern Wash.	70 65				
												186	H	Eastern Wash.	68 62				
												190	A	Denver	71 63				
												226	A	Montana	64 58				
												226	H	Montana	68 50				
												232	A	Montana St.	78 63				
												232	H	Montana St.	82 69				
												260	A	UMKC	88 73				
LAST 12 Division I GAMES:																			
165	H	Idaho St.	75 52	165	A	Idaho St.	63 57												
232	A	Montana St.	78 63	159	A	Weber St.	73 82												
226	A	Montana	64 58	226	H	Montana	68 50												
186	H	Eastern Wash.	68 62	232	H	Montana St.	82 69												
154	H	Idaho	71 79	154	A	Idaho	78 72												
144	A	North Dakota	70 78	186	A	Eastern Wash.	70 65												

Non-Div I Games:

Northern Colo.

■ Loss,
 ■ Non-Conf,
 ■ S Site,
 ■ Home
 ■ Away
 N Neutral

Average RPI Win:	213	WON-LOST	WINNING	LAST 10	STRENGTH OF	OPP. STRENGTH	TEAM	ADJ.	CONF.	ADJ CONF.
Average RPI Loss:	82	RECORD	PCT. RANK	GAMES	SCHEDULE	OF SCHEDULE	RPI	RPI	RPI	RPI
DIV. I ONLY	12- 11	162	3- 7	137	113	126	126	7	7	
DIV. I NON-CONF.	8- 3	65	0- 0	287	259	123	123	8	8	

TOTALS	RPI 1-25	RPI 26-50	W-L RECORDS	RPI 51-100	RPI 101-999	RPI 201+				
12- 11	1- 1	0- 2	OVERALL	0- 5	11- 3	7- 0				
5- 3	1- 0	0- 1	HOME	0- 1	4- 1	2- 0				
6- 6	0- 0	0- 0	AWAY	0- 1	6- 0	4- 0				
1- 2	0- 0	0- 0	NEUTRAL	0- 1	1- 1	1- 0				
8- 3	0- 1	0- 0	NON-CONFERENCE	0- 1	8- 1	6- 0				
3- 0	0- 0	0- 0	HOME	0- 0	3- 0	2- 0				
4- 1	0- 1	0- 0	AWAY	0- 0	4- 0	3- 0				
1- 2	0- 0	0- 0	NEUTRAL	0- 1	1- 1	1- 0				
4- 8	1- 0	0- 2	CONFERENCE	0- 4	3- 2	1- 0				
2- 3	1- 0	0- 1	HOME	0- 1	1- 1	0- 0				
2- 5	0- 0	0- 1	AWAY	0- 3	2- 1	1- 0				
0- 0	0- 0	0- 0	NEUTRAL	0- 0	0- 0	0- 0				

RPI 1-25				RPI 26-50				RPI 51-100				RPI 101+ Team's RPI: 126			
RPI	S	Opponent	Score	RPI	S	Opponent	Score	RPI	S	Opponent	Score	RPI	S	Opponent	Score
20	A	Iowa	80 105	27	H	Central Mi ch.	78 81	63	A	Toledo	60 63	103	H	Western Ill.	96 94
21	H	Buffalo	86 84	43	A	Ball St.	72 81	78	A	Ohio	75 77	107	A	Western Mi ch.	83 88
								80	N	Albany (NY)	91 97	109	N	Lamar University	80 90
								89	A	Miami (OH)	65 67	135	A	Kent St.	72 62
								89	H	Miami (OH)	62 77	135	H	Kent St.	81 79
												143	A	SIUE	86 75
												198	H	Eastern Mi ch.	76 83
												222	A	Akron	84 61
												249	H	Bradley	76 52
												277	N	Sacramento St.	84 75
												291	A	UTSA	69 55
												295	H	Loyola Chi cago	80 71
												339	A	Chi cago St.	80 59
												345	A	Eastern Ill.	93 64

LAST 12 Division I GAMES:															
222	A	Akron	84 61	27	H	Central Mi ch.	78 81	63	H	Central Mi ch.	78 81	63	A	Toledo	60 63
135	A	Kent St.	72 62	63	A	Toledo	60 63	107	A	Western Mi ch.	83 88	83	A	Western Mi ch.	83 88
89	H	Miami (OH)	62 77	107	A	Western Mi ch.	83 88	21	H	Buffalo	86 84	21	H	Buffalo	86 84
43	A	Ball St.	72 81	21	H	Buffalo	86 84	135	H	Kent St.	81 79	135	H	Kent St.	81 79
78	A	Ohio	75 77	135	H	Kent St.	81 79	89	A	Miami (OH)	65 67	89	A	Miami (OH)	65 67
198	H	Eastern Mi ch.	76 83	89	A	Miami (OH)	65 67								

Non-Div I Games:

Northern Ill.

Average RPI Win:	185	WON-LOST	WINNING	LAST 10	STRENGTH OF	OPP. STRENGTH	TEAM	ADJ.	CONF.	ADJ CONF.
Average RPI Loss:	155	RECORD	PCT. RANK	GAMES	SCHEDULE	OF SCHEDULE	RPI	RPI	RPI	RPI
DIV. I ONLY	6- 17	290	3- 7	76	223	237	237	11	11	
DIV. I NON-CONF.	1- 9	318	0- 0	190	288	303	303	13	13	

TOTALS	RPI 1-25	RPI 26-50	W-L RECORDS	RPI 51-100	RPI 101-999	RPI 201+				
6- 17	1- 1	0- 0	OVERALL	0- 3	5- 13	3- 5				
3- 8	1- 0	0- 0	HOME	0- 2	2- 6	2- 1				
3- 8	0- 1	0- 0	AWAY	0- 0	3- 7	1- 4				
0- 1	0- 0	0- 0	NEUTRAL	0- 1	0- 0	0- 0				
1- 9	0- 0	0- 0	NON-CONFERENCE	0- 2	1- 7	0- 4				
0- 4	0- 0	0- 0	HOME	0- 1	0- 3	0- 1				
1- 4	0- 0	0- 0	AWAY	0- 0	1- 4	0- 3				
0- 1	0- 0	0- 0	NEUTRAL	0- 1	0- 0	0- 0				
5- 8	1- 1	0- 0	CONFERENCE	0- 1	4- 6	3- 1				
3- 4	1- 0	0- 0	HOME	0- 1	2- 3	2- 0				
2- 4	0- 1	0- 0	AWAY	0- 0	2- 3	1- 1				
0- 0	0- 0	0- 0	NEUTRAL	0- 0	0- 0	0- 0				

RPI 1-25				RPI 26-50				RPI 51-100				RPI 101+ Team's RPI: 237			
RPI	S	Opponent	Score	RPI	S	Opponent	Score	RPI	S	Opponent	Score	RPI	S	Opponent	Score
13	A	Green Bay	41 58					73	H	Indiana	56 67	101	H	Wright St.	63 68
13	H	Green Bay	62 54					75	H	IUPUI	35 71	114	A	Milwaukee	60 57
								98	N	Jacksonville	49 61	114	H	Milwaukee	49 52
												131	A	Cleveland St.	49 72
												131	H	Cleveland St.	65 70
												135	H	Kent St.	54 59
												141	A	ETSU	57 45
												153	H	Robert Morris	50 59
												169	A	Stetson	56 67
												200	A	Youngstown St.	51 54
												219	A	Oakland	53 79
												219	H	Oakland	66 59
												228	A	North Florida	50 58
												239	H	Austin Peay	52 53
												265	A	Illinois St.	37 49
												298	A	Murray St.	87 98
												307	A	Detroit Mercy	78 67
												313	H	Ill. -Chicago	61 53

LAST 12 Division I GAMES:															
219	H	Oakland	66 59	75	H	IUPUI	35 71	131	H	Cleveland St.	65 70				
114	A	Milwaukee	60 57	101	H	Wright St.	63 68	219	A	Oakland	53 79				
13	A	Green Bay	41 58	307	A	Detroit Mercy	78 67	13	H	Green Bay	62 54				
131	A	Cleveland St.	49 72												
200	A	Youngstown St.	51 54												
313	H	Ill. -Chicago	61 53												

Non-Div I Games: Oakland City 103 25

Northern Ky.

Northwestern				Through Games Of Feb. 6, 2018						
Average RPI	Win: 231	WON-LOST RECORD	WINNING PCT. RANK	LAST 10 GAMES	STRENGTH OF SCHEDULE	OPP. STRENGTH OF SCHEDULE	TEAM RPI	ADJ. RPI	CONF. RPI	ADJ. CONF. RPI
Loss: 67										
DIV. I ONLY		9- 16	254	2- 8	83	79	187	187	3	3
DIV. I NON-CONF.		7- 7	170	1- 0	168	147	180	180	4	4
TOTALS		RPI 1-25		RPI 26-50	W-L RECORDS		RPI 51-100	RPI 101-999	RPI 201+	
9- 16	0- 3		0- 5	OVERALL		1- 4	8- 4	6- 0		
5- 7	0- 3		0- 2	HOME		0- 1	5- 1	4- 0		
3- 7	0- 0		0- 0	AWAY		0- 1	3- 0	2- 0		
1- 2	0- 0		0- 0	NEUTRAL		1- 1	0- 1	0- 0		
7- 7	0- 2		0- 1	NON-CONFERENCE		1- 1	6- 3	5- 0		
4- 3	0- 2		0- 0	HOME		0- 0	4- 1	4- 0		
2- 2	0- 0		0- 1	AWAY		0- 0	2- 1	1- 0		
1- 2	0- 0		0- 0	NEUTRAL		1- 1	0- 1	0- 0		
2- 9	0- 1		0- 4	CONFERENCE		0- 3	2- 1	1- 0		
1- 4	0- 1		0- 2	HOME		0- 1	1- 0	0- 0		
1- 5	0- 0		0- 2	AWAY		0- 2	1- 1	1- 0		
0- 0	0- 0		0- 0	NEUTRAL		0- 0	0- 0	0- 0		

RPI 1-25					RPI 26-50					RPI 51-100					RPI 101+				
RPI	S	Opponent	Score		RPI	S	Opponent	Score		RPI	S	Opponent	Score		RPI	S	Opponent	Score	
13	H	Green Bay	57	63	35	A	Mi chi gan	63	84	58	H	Nebraska	59	69	114	H	Milwaukee	57	66
14	H	Maryl and	65	68	35	H	Mi chi gan	59	80	61	A	Mi chi gan St.	51	81	120	A	Missouri St.	59	90
24	H	DePaul	63	92	36	A	Syracuse	74	81	73	A	Indi ana	73	78	125	N	Georgetown	54	55
					40	A	Purdue	60	63	90	N	Chattanooga	44	61	183	A	Wi sconsi n	46	58
					47	H	Mi nnesota	63	90	93	N	Auburn	49	48	183	H	Wi sconsi n	69	60
															201	A	UT Martin	71	63
															206	A	Illinois	74	59
															211	H	Stony Brook	68	36
															219	H	Oakl and	88	70
															278	H	Santa Clara	57	47
															339	A	Chi cago St.	63	36
															345	H	Eastern Ill.	74	40
LAST 12 Division I GAMES:																			
					35	A	Mi chi gan	63	84	183	H	Wi sconsi n	69	60					
					73	A	Indi ana	73	78	58	H	Nebraska	59	69					
					35	H	Mi chi gan	59	80	61	A	Mi chi gan St.	51	81					
					14	H	Maryl and	65	68	206	A	Ill i noi s	74	59					
					183	A	Wi sconsi n	46	58	47	H	Mi nnesota	63	90					
					40	A	Purdue	60	63	345	H	Eastern Ill.	74	40					

Non-Div I Games:

Northwestern

Loss, Non-Conf, S Site, H Home A Away N Neutral

Average RPI Win: 298

Average RPI Loss: 174

WON-LOST
RECORDWINNING
PCT. RANKLAST 10
GAMESSTRENGTH OF
SCHEDULEOPP. STRENGTH
OF SCHEDULETEAM
RPIADJ.
RPICONF.
RPIADJ CONF.
RPIDIV. I ONLY
DIV. I NON-CONF.3- 16
1- 6320
3062- 8
0- 0205
97286
103320
239320
23925
2525
25

TOTALS

RPI 1-25

RPI 26-50

W-L RECORDS

RPI 51-100

RPI 101-999

RPI 201+

3- 16

0- 1

0- 1

OVERALL

0- 1

3- 13

3- 8

2- 6

0- 0

0- 0

HOME

0- 0

2- 6

2- 3

1- 9

0- 0

0- 0

AWAY

0- 0

1- 1

1- 0

0- 1

0- 0

0- 0

NEUTRAL

0- 0

0- 1

0- 1

1- 6

0- 1

0- 1

NON-CONFERENCE

0- 1

1- 3

1- 1

0- 1

0- 0

0- 0

HOME

0- 0

0- 1

0- 0

1- 4

0- 1

0- 1

AWAY

0- 1

1- 1

1- 0

0- 1

0- 0

0- 0

NEUTRAL

0- 0

0- 1

0- 1

2- 10

0- 0

0- 0

CONFERENCE

0- 0

2- 10

2- 7

2- 5

0- 0

0- 0

HOME

0- 0

2- 5

2- 3

0- 5

0- 0

0- 0

AWAY

0- 0

0- 5

0- 4

0- 0

0- 0

0- 0

NEUTRAL

0- 0

0- 0

0- 0

RPI 1-25

RPI 26-50

RPI 51-100

RPI 101+

Team's RPI: 320

RPI	S	Opponent	Score
11	A	Texas	44 68

RPI	S	Opponent	Score
44	A	Oklahoma St.	44 78

RPI	S	Opponent	Score
62	A	TCU	51 89

RPI	S	Opponent	Score
109	A	Lamar University	44 71
122	A	Ole Miss	44 75
127	H	SFA	62 70
129	H	Central Ark.	53 61
164	H	Southern Miss.	59 71
216	A	Abilene Christian	41 80
225	A	New Orleans	63 81
225	H	New Orleans	52 47
248	H	Nicholls St.	63 79
250	N	Texas Southern	43 56
258	H	A&M-Corpus Christi	56 62
261	A	McNeese	67 72
261	H	McNeese	44 60
289	A	Southeastern La.	65 71
332	H	Sam Houston St.	63 60
336	A	La.-Monroe	70 48

LAST 12 Division I GAMES:

109	A	Lamar University	44	71	332	H	Sam Houston St.	63	60
261	H	McNeese	44	60	216	A	Abilene Christian	41	80
225	H	New Orleans	52	47	127	H	SFA	62	70
129	H	Central Ark.	53	61	258	H	A&M-Corpus Christi	56	62
225	A	New Orleans	63	81	261	A	McNeese	67	72
289	A	Southeastern La.	65	71	248	H	Nicholls St.	63	79

Non-Div I Games:

LeTourneau

82 39

LSU-Shreveport

62 42

LSU-Alexandria

85 55

Central Baptist

87 22

Northwestern St.

Loss,
 Non-Conf, S Site,
 H Home
A Away
 N Neutral

Average RPI	Win:	76	WON-LOST	WINNING	LAST 10	STRENGTH OF	OPP. STRENGTH	TEAM	ADJ.	CONF.	ADJ CONF.
Average RPI	Loss:	3	RECORD	PCT. RANK	GAMES	SCHEDULE	OF SCHEDULE	RPI	RPI	RPI	RPI
DIV. I ONLY		22- 2	5	9- 1	2	7	2	2	1	1	
DIV. I NON-CONF.		12- 1	6	1- 0	2	10	2	2	1	1	

TOTALS	RPI 1-25		RPI 26-50		W-L RECORDS	RPI 51-100		RPI 101-999		RPI 201+	
22- 2	5- 2		6- 0		OVERALL	5- 0		6- 0		1- 0	
10- 0	2- 0		3- 0		HOME	2- 0		3- 0		1- 0	
9- 2	2- 2		2- 0		AWAY	3- 0		2- 0		0- 0	
3- 0	1- 0		1- 0		NEUTRAL	0- 0		1- 0		0- 0	
12- 1	3- 1		4- 0		NON-CONFERENCE	3- 0		2- 0		1- 0	
5- 0	2- 0		1- 0		HOME	1- 0		1- 0		1- 0	
4- 1	0- 1		2- 0		AWAY	2- 0		0- 0		0- 0	
3- 0	1- 0		1- 0		NEUTRAL	0- 0		1- 0		0- 0	
10- 1	2- 1		2- 0		CONFERENCE	2- 0		4- 0		0- 0	
5- 0	0- 0		2- 0		HOME	1- 0		2- 0		0- 0	
5- 1	2- 1		0- 0		AWAY	1- 0		2- 0		0- 0	
0- 0	0- 0		0- 0		NEUTRAL	0- 0		0- 0		0- 0	

RPI	S	Opponent	Score	RPI	S	Opponent	Score	RPI	S	Opponent	Score	RPI	S	Opponent	Score
1	A	UConn	71 80	28	N	South Fla.	76 66	52	A	Western Ky.	78 65	104	A	Wake Forest	96 73
4	A	Louisville	67 100	32	H	Marquette	91 85	61	H	Michigan St.	90 59	140	H	Clemson	90 37
6	A	Florida St.	100 69	35	A	Michigan	83 63	66	A	Georgia Tech	77 54	141	N	ETSU	77 46
10	H	Tennessee	84 70	36	H	Syracuse	87 72	86	A	Penn	66 54	148	A	Pittsburgh	87 53
16	A	Duke	72 54	42	H	Miami (FL)	83 76	100	H	North Carolina	94 62	196	H	Boston College	89 60
17	N	South Carolina	92 85	50	A	Oregon St.	72 67					284	H	Mt. St. Mary's	121 65
24	H	DePaul	91 82												

LAST 12 Division I GAMES:															
16	A	Duke	72 54	196	H	Boston College	89 60	4	A	Louisville	67 100	66	A	Georgia Tech	77 54
100	H	North Carolina	94 62	4	A	Louisville	67 100	42	H	Miami (FL)	83 76	104	A	Wake Forest	96 73
6	A	Florida St.	100 69	66	A	Georgia Tech	77 54	36	H	Syracuse	87 72				
148	A	Pittsburgh	87 53	42	H	Miami (FL)	83 76								
140	H	Clemson	90 37	104	A	Wake Forest	96 73								
10	H	Tennessee	84 70	36	H	Syracuse	87 72								

Non-Div I Games:

Notre Dame

Average RPI Win:	277	WON-LOST	WINNING	LAST 10	STRENGTH OF	OPP. STRENGTH	TEAM	ADJ.	CONF.	ADJ CONF.
Average RPI Loss:	109	RECORD	PCT. RANK	GAMES	SCHEDULE	OF SCHEDULE	RPI	RPI	RPI	RPI
DIV. I ONLY	10- 12	207	3- 7	228	165	219	219	11	11	
DIV. I NON-CONF.	6- 4	122	0- 0	281	205	154	154	13	13	

TOTALS	RPI 1-25	RPI 26-50	W-L RECORDS	RPI 51-100	RPI 101-999	RPI 201+				
10- 12	0- 1	0- 2	OVERALL	0- 2	10- 7	9- 1				
4- 6	0- 1	0- 1	HOME	0- 0	4- 4	4- 0				
4- 6	0- 0	0- 1	AWAY	0- 2	4- 3	3- 1				
2- 0	0- 0	0- 0	NEUTRAL	0- 0	2- 0	2- 0				
6- 4	0- 0	0- 2	NON-CONFERENCE	0- 1	6- 1	6- 0				
2- 1	0- 0	0- 1	HOME	0- 0	2- 0	2- 0				
2- 3	0- 0	0- 1	AWAY	0- 1	2- 1	2- 0				
2- 0	0- 0	0- 0	NEUTRAL	0- 0	2- 0	2- 0				
4- 8	0- 1	0- 0	CONFERENCE	0- 1	4- 6	3- 1				
2- 5	0- 1	0- 0	HOME	0- 0	2- 4	2- 0				
2- 3	0- 0	0- 0	AWAY	0- 1	2- 2	1- 1				
0- 0	0- 0	0- 0	NEUTRAL	0- 0	0- 0	0- 0				

RPI	S	Opponent	Score	RPI	S	Opponent	Score	RPI	S	Opponent	Score	RPI	S	Opponent	Score	Team's RPI: 219
13	H	Green Bay	48 81	27	H	Central Mich.	85 103	61	A	Michigan St.	63 95	101	H	Wright St.	57 77	
				35	A	Michigan	69 78	75	A	IUPUI	64 80	114	H	Milwaukee	62 74	
												131	A	Cleveland St.	62 70	
												131	H	Cleveland St.	66 86	
												187	A	Northwestern	70 88	
												200	A	Youngstown St.	58 48	
												200	H	Youngstown St.	76 86	
												237	A	Northern Ky.	59 66	
												237	H	Northern Ky.	79 53	
												238	H	Niagara	67 59	
												265	H	Illinois St.	64 43	
												273	A	Cornell	79 77	
												296	A	Cornell	83 48	
												302	N	Old Dominion	80 59	
												307	H	Detroit Mercy	83 50	
												313	A	Ill.-Chicago	67 63	
												337	N	Ark.-Pine Bluff	69 37	

LAST 12 Division I GAMES:																
237	A	Northern Ky.	59 66	75	A	IUPUI	64 80	313	A	Ill.-Chicago	67 63	237	H	Northern Ky.	79 53	
131	H	Cleveland St.	66 86	200	H	Youngstown St.	76 86	101	H	Wright St.	57 77	200	A	Youngstown St.	58 48	
307	H	Detroit Mercy	83 50	13	H	Green Bay	48 81	131	A	Cleveland St.	62 70					
114	H	Milwaukee	62 74													

Non-Div I Games: Mich.-Dearborn 104 44

Oakland

Average RPI Win:	167	WON-LOST	WINNING	LAST 10	STRENGTH OF	OPP. STRENGTH	TEAM	ADJ.	CONF.	ADJ CONF.
Average RPI Loss:	68	RECORD	PCT. RANK	GAMES	SCHEDULE	OF SCHEDULE	RPI	RPI	RPI	RPI
DIV. I ONLY	11- 10	155	5- 5	21	101	78	78	7	7	
DIV. I NON-CONF.	5- 5	170	1- 0	67	227	115	115	8	8	

TOTALS	RPI 1-25	RPI 26-50	W-L RECORDS	RPI 51-100	RPI 101-999	RPI 201+				
11- 10	0- 1	2- 4	OVERALL	1- 3	8- 2	4- 0				
6- 4	0- 1	1- 2	HOME	1- 1	4- 0	2- 0				
5- 4	0- 0	1- 0	AWAY	0- 1	4- 0	2- 0				
0- 2	0- 0	0- 1	NEUTRAL	0- 0	0- 1	0- 0				
5- 5	0- 0	1- 2	NON-CONFERENCE	0- 1	4- 2	3- 0				
2- 2	0- 0	0- 1	HOME	0- 1	2- 0	1- 0				
3- 1	0- 0	1- 0	AWAY	0- 0	2- 1	2- 0				
0- 2	0- 0	0- 1	NEUTRAL	0- 0	0- 1	0- 0				
6- 5	0- 1	1- 2	CONFERENCE	1- 2	4- 0	1- 0				
4- 2	0- 1	1- 1	HOME	1- 0	2- 0	1- 0				
2- 3	0- 0	0- 1	AWAY	0- 2	2- 0	0- 0				
0- 0	0- 0	0- 0	NEUTRAL	0- 0	0- 0	0- 0				

RPI	S	Opponent	Score	RPI	S	Opponent	Score	RPI	S	Opponent	Score	RPI	S	Opponent	Score
21	H	Buffalo	63 67	27	A	Central Mich.	58 82	63	A	Toledo	57 75	107	A	Western Mich.	69 54
				27	H	Central Mich.	72 74	63	H	Toledo	78 61	126	H	Northern Ill.	77 75
				30	N	Virginia	59 77	75	H	IUPUI	52 76	131	A	Cleveland St.	64 71
				35	H	Michigan	61 74	89	A	Miami (OH)	55 64	160	H	High Point	64 61
				40	A	Purdue	77 71					184	N	Furman	68 70
				43	H	Ball St.	80 76					195	A	Bowling Green	70 63

Team's RPI: 78															
LAST 12 Division I GAMES:															
				27	H	Central Mich.	72 74	107	A	Western Mich.	69 54				
				43	H	Ball St.	80 76	63	A	Toledo	57 75				
				89	A	Miami (OH)	55 64	222	H	Akron	70 67				
				126	H	Northern Ill.	77 75	27	A	Central Mich.	58 82				
				195	A	Bowling Green	70 63	63	H	Toledo	78 61				
				21	H	Buffalo	63 67	220	H	N.C. A&T	72 65				

Non-Div I Games: Notre Dame (OH) 93 37

Ohio

Average RPI	Win:	87	WON-LOST	WINNING	LAST 10	STRENGTH OF	OPP. STRENGTH	TEAM	ADJ.	CONF.	ADJ CONF.
Average RPI	Loss:	18	RECORD	PCT. RANK	GAMES	SCHEDULE	OF SCHEDULE	RPI	RPI	RPI	RPI
DIV. I ONLY		20- 5	28	7- 3	5	4	5	5	3	3	
DIV. I NON-CONF.		11- 2	22	0- 0	9	3	5	5	4	4	

TOTALS	RPI 1-25		RPI 26-50		W-L RECORDS		RPI 51-100		RPI 101-999		RPI 201+
20- 5	3- 4		3- 1		OVERALL		7- 0		7- 0		0- 0
11- 2	2- 1		1- 1		HOME		5- 0		3- 0		0- 0
6- 3	0- 3		1- 0		AWAY		2- 0		3- 0		0- 0
3- 0	1- 0		1- 0		NEUTRAL		0- 0		1- 0		0- 0
11- 2	2- 2		1- 0		NON-CONFERENCE		2- 0		6- 0		0- 0
6- 1	1- 1		0- 0		HOME		2- 0		3- 0		0- 0
2- 1	0- 1		0- 0		AWAY		0- 0		2- 0		0- 0
3- 0	1- 0		1- 0		NEUTRAL		0- 0		1- 0		0- 0
9- 3	1- 2		2- 1		CONFERENCE		5- 0		1- 0		0- 0
5- 1	1- 0		1- 1		HOME		3- 0		0- 0		0- 0
4- 2	0- 2		1- 0		AWAY		2- 0		1- 0		0- 0
0- 0	0- 0		0- 0		NEUTRAL		0- 0		0- 0		0- 0

RPI	S	Opponent	Score	RPI	S	Opponent	Score	RPI	S	Opponent	Score	RPI	S	Opponent	Score
4	H	Louisville	90 95	35	A	Michigan	78 71	58	A	Nebraska	73 61	111	H	Dartmouth	103 70
12	H	Stanford	85 64	35	H	Michigan	75 84	60	H	Quinnipiac	95 63	138	A	Cincinnati	87 76
12	N	Stanford	94 82	38	N	FGCU	104 62	61	H	Michigan St.	78 62	154	H	Idaho	99 56
14	A	Maryland	69 99	47	H	Minnesota	91 75	67	H	Maine	83 70	170	A	Florida	103 77
16	A	Duke	60 69					73	A	Indiana	77 62	172	H	Washington	85 76
18	H	Rutgers	90 68					73	H	Indiana	85 70	177	N	Memphis	100 69
20	A	Iowa	89 103					76	H	Penn St.	94 64	183	A	Wisconsin	68 55

LAST 12 Division I GAMES:															
18	H	Rutgers	90 68	35	H	Michigan	75 84								
183	A	Wisconsin	68 55	73	A	Indiana	77 62								
76	H	Penn St.	94 64	35	A	Michigan	78 71								
61	H	Michigan St.	78 62	47	H	Minnesota	91 75								
20	A	Iowa	89 103	73	H	Indiana	85 70								
14	A	Maryland	69 99	58	A	Nebraska	73 61								

Non-Div I Games:

Ohio St.

Oklahoma				Through Games Of Feb. 8, 2018							
Average RPI Win:		108	WON-LOST RECORD	WINNING PCT. RANK	LAST 10 GAMES	STRENGTH OF SCHEDULE	OPP. STRENGTH OF SCHEDULE	TEAM RPI	ADJ. RPI	CONF. RPI	ADJ CONF. RPI
Average RPI Loss:		45									
DIV. I ONLY			12- 12	171	5- 5	1	31	29	29	5	5
DIV. I NON-CONF.			5- 6	187	0- 0	3	19	35	35	5	5

TOTALS		RPI 1-25	RPI 26-50		W-L RECORDS		RPI 51-100	RPI 101-999	RPI 201+		
12- 12		0- 6	1- 3		OVERALL		6- 1	5- 2	2- 0		
8- 4		0- 2	1- 1		HOME		5- 0	2- 1	1- 0		
4- 7		0- 3	0- 2		AWAY		1- 1	3- 1	1- 0		
0- 1		0- 1	0- 0		NEUTRAL		0- 0	0- 0	0- 0		
5- 6		0- 3	1- 1		NON-CONFERENCE		2- 0	2- 2	1- 0		
4- 1		0- 0	1- 0		HOME		2- 0	1- 1	1- 0		
1- 4		0- 2	0- 1		AWAY		0- 0	1- 1	0- 0		
0- 1		0- 1	0- 0		NEUTRAL		0- 0	0- 0	0- 0		
7- 6		0- 3	0- 2		CONFERENCE		4- 1	3- 0	1- 0		
4- 3		0- 2	0- 1		HOME		3- 0	1- 0	0- 0		
3- 3		0- 1	0- 1		AWAY		1- 1	2- 0	1- 0		
0- 0		0- 0	0- 0		NEUTRAL		0- 0	0- 0	0- 0		

RPI 1-25				RPI 26-50				RPI 51-100				RPI 101+			
RPI	S	Opponent	Score	RPI	S	Opponent	Score	RPI	S	Opponent	Score	RPI	S	Opponent	Score
1	N	UConn	64 88	28	H	South Fla.	79 74	53	H	West Virginia	76 57	113	A	Little Rock	56 68
8	A	Baylor	65 74	41	A	South Dakota St.	61 67	62	A	TCU	58 62	115	A	Iowa St.	74 69
8	H	Baylor	52 74	44	A	Oklahoma St.	82 96	62	H	TCU	84 71	121	A	Colorado St.	78 46
9	A	Oregon	74 92	44	H	Oklahoma St.	67 70	70	H	Belmont	96 73	150	H	Kansas	97 64
11	H	Texas	78 88					81	H	New Mexico	105 63	170	H	Florida	61 80
24	A	DePaul	108 111					88	A	Kansas St.	76 71	212	H	SMU	87 75
								88	H	Kansas St.	68 49	226	A	Texas Tech	73 52

LAST 12 Division I GAMES:															
		8 A Baylor	65 74			88 A Kansas St.	76 71			8 H Baylor	52 74				
		53 H West Virginia	76 57			226 A Texas Tech	73 52			44 A Oklahoma St.	82 96				
		88 H Kansas St.	68 49			62 A TCU	58 62			62 H TCU	84 71				
		150 H Kansas	97 64			115 A Iowa St.	74 69								
		44 H Oklahoma St.	67 70												

Non-Div I Games:

Oklahoma

Average RPI Win:	169	WON-LOST	WINNING	LAST 10	STRENGTH OF	OPP. STRENGTH	TEAM	ADJ.	CONF.	ADJ CONF.
Average RPI Loss:	39	RECORD	PCT. RANK	GAMES	SCHEDULE	OF SCHEDULE	RPI	RPI	RPI	RPI
DIV. I ONLY	17- 6	52	6- 4	82	29	44	44	5	5	
DIV. I NON-CONF.	9- 2	34	0- 0	175	101	62	62	5	5	

TOTALS	RPI 1-25	RPI 26-50	W-L RECORDS	RPI 51-100	RPI 101-999	RPI 201+				
17- 6	1- 4	2- 0	OVERALL	4- 1	10- 1	7- 0				
13- 1	1- 0	1- 0	HOME	2- 0	9- 1	6- 0				
3- 4	0- 3	1- 0	AWAY	1- 1	1- 0	1- 0				
1- 1	0- 1	0- 0	NEUTRAL	1- 0	0- 0	0- 0				
9- 2	1- 2	0- 0	NON-CONFERENCE	1- 0	7- 0	5- 0				
8- 0	1- 0	0- 0	HOME	0- 0	7- 0	5- 0				
0- 1	0- 1	0- 0	AWAY	0- 0	0- 0	0- 0				
1- 1	0- 1	0- 0	NEUTRAL	1- 0	0- 0	0- 0				
8- 4	0- 2	2- 0	CONFERENCE	3- 1	3- 1	2- 0				
5- 1	0- 0	1- 0	HOME	2- 0	2- 1	1- 0				
3- 3	0- 2	1- 0	AWAY	1- 1	1- 0	1- 0				
0- 0	0- 0	0- 0	NEUTRAL	0- 0	0- 0	0- 0				

RPI 1-25				RPI 26-50				Team's RPI: 44				RPI 51-100				RPI 101+			
RPI	S	Opponent	Score	RPI	S	Opponent	Score	RPI	S	Opponent	Score	RPI	S	Opponent	Score	RPI	S	Opponent	Score
3	A	Mississippi St.	76 79	29	A	Oklahoma	70 67	53	H	West Virginia	79 73	115	H	Iowa St.	69 78				
7	H	UCLA	87 72	29	H	Oklahoma	96 82	62	A	TCU	71 54	150	H	Kansas	92 63				
8	A	Baylor	64 77					72	N	South Dakota	76 68	168	H	Southern U.	94 66				
10	N	Tennessee	69 79					88	A	Kansas St.	64 80	171	H	Wichita St.	91 67				
11	A	Texas	79 84					88	H	Kansas St.	76 68	226	A	Texas Tech	98 57				
												226	H	Texas Tech	80 62				
												294	H	USC Upstate	108 71				
												315	H	Incarnate Word	86 35				
												320	H	Northwestern St.	78 44				
												324	H	UTRGV	80 38				
												336	H	La. -Monroe	112 58				
LAST 12 Division I GAMES:																			
				62	A	TCU	71 54	53	H	West Virginia	79 73								
				150	H	Kansas	92 63	88	A	Kansas St.	64 80								
				8	A	Baylor	64 77	29	H	Oklahoma	96 82								
				226	H	Texas Tech	80 62	11	A	Texas	79 84								
				115	H	Iowa St.	69 78	88	H	Kansas St.	76 68								
				29	A	Oklahoma	70 67	226	A	Texas Tech	98 57								

Non-Div I Games:

Oklahoma St.

Average RPI Win: 309		WON-LOST RECORD	WINNING PCT. RANK	LAST 10 GAMES	STRENGTH OF SCHEDULE	OPP. STRENGTH OF SCHEDULE	TEAM RPI	ADJ. RPI	CONF. RPI	ADJ. CONF. RPI
Loss: 153										
DIV. I ONLY		5- 19	310	3- 7	168	242	302	302	18	18
DIV. I NON-CONF.		2- 12	306	1- 1	145	263	301	301	19	19
TOTALS		RPI 1-25	RPI 26-50	W-L RECORDS		RPI 51-100	RPI 101-999	RPI 201+		
5- 19	0- 2		0- 0	OVERALL		0- 3	5- 14	5- 6		
5- 7	0- 2		0- 0	HOME		0- 2	5- 3	5- 1		
0- 9	0- 0		0- 0	AWAY		0- 1	0- 8	0- 3		
0- 3	0- 0		0- 0	NEUTRAL		0- 0	0- 3	0- 2		
2- 12	0- 2		0- 0	NON-CONFERENCE		0- 1	2- 9	2- 4		
2- 5	0- 2		0- 0	HOME		0- 1	2- 2	2- 1		
0- 4	0- 0		0- 0	AWAY		0- 0	0- 4	0- 1		
0- 3	0- 0		0- 0	NEUTRAL		0- 0	0- 3	0- 2		
3- 7	0- 0		0- 0	CONFERENCE		0- 2	3- 5	3- 2		
3- 2	0- 0		0- 0	HOME		0- 1	3- 1	3- 0		
0- 5	0- 0		0- 0	AWAY		0- 1	0- 4	0- 2		
0- 0	0- 0		0- 0	NEUTRAL		0- 0	0- 0	0- 0		

RPI 1-25					
RPI	S	Opponent	Score		
16	H	Duke	51	84	
22	H	NC State	56	73	
RPI 26-50					
RPI	S	Opponent	Score		
RPI 51-100					
RPI	S	Opponent	Score		
52	A	Western Ky.	48	62	
71	H	UAB	61	74	
99	H	Liberty	55	63	
RPI 101+					
RPI	S	Opponent	Score		
108	A	Rice	45	53	
112	A	George Mason	53	66	
132	N	Saint Francis (PA)	68	79	
138	H	Cincinnati	33	54	
139	A	William & Mary	58	75	
173	A	Louisiana Tech	45	59	
180	H	Charlotte	60	63	
191	A	Hampton	42	50	
209	H	Richmond	45	54	
216	N	Abilene Christian	60	74	
219	N	Oakland	59	80	
242	A	North Texas	46	63	
291	A	UTSA	56	64	
291	H	UTSA	69	63	
292	A	VCU	39	68	
299	H	FIU	68	60	
301	H	Coppin St.	75	67	
321	H	South Carolina St.	52	35	
335	H	Marshall	69	53	
Team's RPI: 302					
LAST 12 Division I GAMES:					
52	A	Western Ky.	48	62	
299	H	FIU	68	60	
108	A	Rice	45	53	
173	A	Louisiana Tech	45	59	
291	H	UTSA	69	63	
335	H	Marshall	69	53	
191	A	Hampton	42	50	
291	A	UTSA	56	64	
242	A	North Texas	46	63	
180	H	Charlotte	60	63	
71	H	UAB	61	74	
321	H	South Carolina St.	52	35	

Non-Div I Games:

Ol d Domi ni on

[illegible]

Ol e Mi ss

Average RPI Win:	257	WON-LOST	WINNING	LAST 10	STRENGTH OF	OPP. STRENGTH	TEAM	ADJ.	CONF.	ADJ CONF.
Average RPI Loss:	139	RECORD	PCT. RANK	GAMES	SCHEDULE	OF SCHEDULE	RPI	RPI	RPI	RPI
DIV. I ONLY	7- 12	246	1- 8	162	240	231	231	14	14	
DIV. I NON-CONF.	6- 4	122	1- 1	273	316	160	160	17	17	

TOTALS	RPI 1-25	RPI 26-50	W-L RECORDS	RPI 51-100	RPI 101-999	RPI 201+				
7- 12	0- 0	0- 3	OVERALL	0- 2	7- 7	6- 3				
4- 5	0- 0	0- 2	HOME	0- 0	4- 3	3- 0				
3- 7	0- 0	0- 1	AWAY	0- 2	3- 4	3- 3				
0- 0	0- 0	0- 0	NEUTRAL	0- 0	0- 0	0- 0				
6- 4	0- 0	0- 1	NON-CONFERENCE	0- 1	6- 2	5- 2				
3- 1	0- 0	0- 1	HOME	0- 0	3- 0	2- 0				
3- 3	0- 0	0- 0	AWAY	0- 1	3- 2	3- 2				
0- 0	0- 0	0- 0	NEUTRAL	0- 0	0- 0	0- 0				
1- 8	0- 0	0- 2	CONFERENCE	0- 1	1- 5	1- 1				
1- 4	0- 0	0- 1	HOME	0- 0	1- 3	1- 0				
0- 4	0- 0	0- 1	AWAY	0- 1	0- 2	0- 1				
0- 0	0- 0	0- 0	NEUTRAL	0- 0	0- 0	0- 0				

RPI	S	Opponent	Score	RPI	S	Opponent	Score	RPI	S	Opponent	Score	RPI	S	Opponent	Score	Team's RPI: 231
37	H	Creighton	51 72	72	A	South Dakota	46 70	103	A	Western Ill.	68 103	103	H	Western Ill.	51 90	
41	A	South Dakota St.	64 89	88	A	Kansas St.	60 81	156	H	UNI	78 74	190	H	Denver	74 85	
41	H	South Dakota St.	54 103					199	H	Oral Roberts	53 82	214	A	CSUN	68 60	
								229	A	CSU Bakersfield	43 52	232	H	Montana St.	64 53	
								249	A	Bradley	56 69	270	H	North Dakota St.	80 67	
								288	A	Wofford	64 60	294	A	USC Upstate	69 66	
								316	A	Fort Wayne	65 76	343	H	Florida A&M	78 73	

LAST 12 Division I GAMES:																
103	A	Western Ill.	68 103	316	A	Fort Wayne	65 76	41	A	South Dakota St.	64 89	199	H	Oral Roberts	53 82	
41	H	South Dakota St.	54 103	41	A	South Dakota St.	64 89	214	A	CSUN	68 60	229	A	CSU Bakersfield	43 52	
270	H	North Dakota St.	80 67	199	H	Oral Roberts	53 82	37	H	Creighton	51 72					
72	A	South Dakota	46 70													
190	H	Denver	74 85													
103	H	Western Ill.	51 90													

Non-Div I Games: Graceland (IA) 96 69 Peru St. 63 47 St. Mary (NE) 81 58

Omaha

Average RPI Win:	277	WON-LOST	WINNING	LAST 10	STRENGTH OF	OPP. STRENGTH	TEAM	ADJ.	CONF.	ADJ CONF.
Average RPI Loss:	97	RECORD	PCT. RANK	GAMES	SCHEDULE	OF SCHEDULE	RPI	RPI	RPI	RPI

DIV. I ONLY	13- 9	121	5- 4	317	166	199	199	14	14
DIV. I NON-CONF.	7- 5	132	0- 1	336	194	218	218	17	17
TOTALS	RPI 1-25	RPI 26-50	W-L RECORDS	RPI 51-100	RPI 101-999	RPI 201+			
13- 9	0- 0	0- 1	OVERALL	0- 4	13- 4	11- 0			
4- 4	0- 0	0- 1	HOME	0- 2	4- 1	3- 0			
5- 5	0- 0	0- 0	AWAY	0- 2	5- 3	4- 0			
4- 0	0- 0	0- 0	NEUTRAL	0- 0	4- 0	4- 0			
7- 5	0- 0	0- 0	NON-CONFERENCE	0- 3	7- 2	6- 0			
1- 1	0- 0	0- 0	HOME	0- 1	1- 0	1- 0			
2- 4	0- 0	0- 0	AWAY	0- 2	2- 2	1- 0			
4- 0	0- 0	0- 0	NEUTRAL	0- 0	4- 0	4- 0			
6- 4	0- 0	0- 1	CONFERENCE	0- 1	6- 2	5- 0			
3- 3	0- 0	0- 1	HOME	0- 1	3- 1	2- 0			
3- 1	0- 0	0- 0	AWAY	0- 0	3- 1	3- 0			
0- 0	0- 0	0- 0	NEUTRAL	0- 0	0- 0	0- 0			

RPI 1-25	RPI 26-50	RPI 51-100	RPI 101+	Team's RPI: 199
RPI S Opponent Score	RPI S Opponent Score	RPI S Opponent Score	RPI S Opponent Score	
	41 H South Dakota St. 70 77	62 A TCU 58 72	103 A Western Ill. 49 56	
		72 H South Dakota 68 73	103 H Western Ill. 63 85	
		87 A Utah 50 71	120 A Missouri St. 66 76	
		92 H Arkansas 66 77	182 A Tulsa 53 41	
			190 H Denver 90 60	
			194 A UT Arlington 46 70	
			231 A Omaha 82 53	
			260 A UMKC 76 73	
			270 A North Dakota St. 64 57	
			270 H North Dakota St. 71 48	
			276 N Alcorn 76 52	
			305 N Cal St. Fullerton 60 50	
			316 A Fort Wayne 73 48	
			316 H Fort Wayne 66 45	
			318 H Houston Baptist 78 56	
			327 N Long Beach St. 64 58	
			339 N Chicago St. 73 43	
LAST 12 Division I GAMES:				
270 A North Dakota St. 64 57	270 H North Dakota St. 71 48			
103 H Western Ill. 63 85	103 A Western Ill. 49 56			
316 H Fort Wayne 66 45	316 A Fort Wayne 73 48			
190 H Denver 90 60	231 A Omaha 82 53			
72 H South Dakota 68 73	87 A Utah 50 71			
41 H South Dakota St. 70 77	339 N Chicago St. 73 43			

Non-Div I Games: Okla. Panhandle 88 35 Cent. Christian (KS) 18 47

Average RPI Win: 120

Average RPI Loss: 17

WON-LOST
RECORDWINNING
PCT. RANKLAST 10
GAMESSTRENGTH OF
SCHEDULEOPP. STRENGTH
OF SCHEDULETEAM
RPIADJ.
RPICONF.
RPIADJ CONF.
RPIDIV. I ONLY
DIV. I NON-CONF.21- 4
11- 213
228- 2
0- 013
1121
189
69
64
34
3

TOTALS

RPI 1-25

RPI 26-50

W-L RECORDS

RPI 51-100

RPI 101-999

RPI 201+

21- 4

3- 3

4- 1

OVERALL

4- 0

10- 0

4- 0

14- 1

0- 1

4- 0

HOME

2- 0

8- 0

3- 0

5- 3

2- 2

0- 1

AWAY

2- 0

1- 0

0- 0

2- 0

1- 0

0- 0

NEUTRAL

0- 0

1- 0

1- 0

11- 2

2- 2

1- 0

NON-CONFERENCE

1- 0

7- 0

3- 0

8- 0

0- 0

1- 0

HOME

1- 0

6- 0

2- 0

1- 2

1- 2

0- 0

AWAY

0- 0

0- 0

0- 0

2- 0

1- 0

0- 0

NEUTRAL

0- 0

1- 0

1- 0

10- 2

1- 1

3- 1

CONFERENCE

3- 0

3- 0

1- 0

6- 1

0- 1

3- 0

HOME

1- 0

2- 0

1- 0

4- 1

1- 0

0- 1

AWAY

2- 0

1- 0

0- 0

0- 0

0- 0

0- 0

NEUTRAL

0- 0

0- 0

0- 0

RPI 1-25

Team's RPI: 9

RPI 26-50

RPI 51-100

RPI 101+

RPI	S	Opponent	Score
3	A	Mississippi St.	79 90
4	A	Louisville	61 74
7	A	UCLA	70 61
12	H	Stanford	65 78
15	A	Texas A&M	83 68
15	N	Texas A&M	84 62

RPI	S	Opponent	Score
29	H	Oklahoma	92 74
31	H	Arizona St.	74 64
34	H	California	91 54
50	A	Oregon St.	79 85
50	H	Oregon St.	75 63

RPI	S	Opponent	Score
51	A	Southern California	70 66
82	H	Washington St.	89 56
85	H	Drake	110 77
87	A	Utah	84 68

RPI	S	Opponent	Score
122	H	Ole Miss	90 46
136	A	Colorado	74 55
159	H	Weber St.	114 87
172	H	Washington	94 83
186	H	Eastern Wash.	81 40
191	H	Hampton	87 45
214	H	CSUN	91 43
255	N	Hawaii	85 44
283	H	Arizona	62 44
311	H	Southern Utah	98 38

LAST 12 Division I GAMES:

12	H	Stanford	65 78	31	H	Arizona St.	74 64
34	H	California	91 54	283	H	Arizona	62 44
87	A	Utah	84 68	7	A	UCLA	70 61
136	A	Colorado	74 55	51	A	Southern California	70 66
50	H	Oregon St.	75 63	172	H	Washington	94 83
50	A	Oregon St.	79 85	82	H	Washington St.	89 56

Non-Div I Games:

Oregon

■ Loss,
 ■ Non-Conf,
 ■ S Site,
 ■ Home
 ■ A Away
 N Neutral

Average RPI Win:	176	WON-LOST	WINNING	LAST 10	STRENGTH OF	OPP. STRENGTH	TEAM	ADJ.	CONF.	ADJ CONF.
Average RPI Loss:	16	RECORD	PCT. RANK	GAMES	SCHEDULE	OF SCHEDULE	RPI	RPI	RPI	RPI
DIV. I ONLY	17- 6	52	6- 4	85	46	50	50	4	4	
DIV. I NON-CONF.	9- 2	34	0- 0	255	157	91	91	3	3	

TOTALS	RPI 1-25	RPI 26-50	W-L RECORDS	RPI 51-100	RPI 101-999	RPI 201+				
17- 6	1- 5	2- 0	OVERALL	3- 1	11- 0	7- 0				
12- 2	1- 2	2- 0	HOME	2- 0	7- 0	5- 0				
3- 4	0- 3	0- 0	AWAY	1- 1	2- 0	1- 0				
2- 0	0- 0	0- 0	NEUTRAL	0- 0	2- 0	1- 0				
9- 2	0- 2	0- 0	NON-CONFERENCE	1- 0	8- 0	6- 0				
6- 1	0- 1	0- 0	HOME	1- 0	5- 0	4- 0				
1- 1	0- 1	0- 0	AWAY	0- 0	1- 0	1- 0				
2- 0	0- 0	0- 0	NEUTRAL	0- 0	2- 0	1- 0				
8- 4	1- 3	2- 0	CONFERENCE	2- 1	3- 0	1- 0				
6- 1	1- 1	2- 0	HOME	1- 0	2- 0	1- 0				
2- 3	0- 2	0- 0	AWAY	1- 1	1- 0	0- 0				
0- 0	0- 0	0- 0	NEUTRAL	0- 0	0- 0	0- 0				

RPI 1-25				RPI 26-50				Team's RPI: 50				RPI 51-100				RPI 101+			
RPI	S	Opponent	Score	RPI	S	Opponent	Score	RPI	S	Opponent	Score	RPI	S	Opponent	Score	RPI	S	Opponent	Score
2	H	Notre Dame	67 72	31	H	Arizona St.	57 54	51	A	Southern Cal i forni a	61 65	136	A	Colorado	86 71				
7	A	UCLA	49 84	34	H	Cal i forni a	68 48	64	H	UC Davi s	61 47	144	H	North Dakota	65 55				
9	A	Oregon	63 75					82	H	Washi ngton St.	71 53	172	H	Washi ngton	75 63				
9	H	Oregon	85 79					87	A	Utah	69 58	185	N	Nevada	89 49				
12	H	Stanford	57 60									213	H	UC Santa Barbara	74 49				
16	A	Duke	65 72									251	H	San Jose St.	110 62				
												283	H	Arizona	88 48				
												297	N	Utah St.	94 55				
												329	H	Utah Valley	98 41				
												334	A	N. C. Central	97 44				
												340	H	Savannah St.	84 36				
LAST 12 Di vi si on I GAMES:																			
				34	H	Cal i forni a	68 48	283	H	Ari zona	88 48								
				12	H	Stanford	57 60	31	H	Ari zona St.	57 54								
				136	A	Col orado	86 71	51	A	Southern Cal i forni a	61 65								
				87	A	Utah	69 58	7	A	UCLA	49 84								
				9	A	Oregon	63 75	82	H	Washington St.	71 53								
				9	H	Oregon	85 79	172	H	Washi ngton	75 63								

Non-Div I Games:

Oregon St.

Average RPI	Win:	211	WON-LOST	WINNING	LAST 10	STRENGTH OF	OPP. STRENGTH	TEAM	ADJ.	CONF.	ADJ CONF.
Average RPI	Loss:	88	RECORD	PCT. RANK	GAMES	SCHEDULE	OF SCHEDULE	RPI	RPI	RPI	RPI
DIV. I ONLY		11- 12	190	6- 4	69	138	147	147	13	13	
DIV. I NON-CONF.		5- 5	170	0- 0	45	144	126	126	11	11	

TOTALS	RPI 1-25		RPI 26-50		W-L RECORDS	RPI 51-100		RPI 101-999		RPI 201+	
11- 12	0- 0		1- 4		OVERALL	0- 3		10- 5		8- 0	
8- 6	0- 0		1- 2		HOME	0- 2		7- 2		5- 0	
3- 6	0- 0		0- 2		AWAY	0- 1		3- 3		3- 0	
0- 0	0- 0		0- 0		NEUTRAL	0- 0		0- 0		0- 0	
5- 5	0- 0		1- 2		NON-CONFERENCE	0- 1		4- 2		3- 0	
4- 3	0- 0		1- 1		HOME	0- 1		3- 1		2- 0	
1- 2	0- 0		0- 1		AWAY	0- 0		1- 1		1- 0	
0- 0	0- 0		0- 0		NEUTRAL	0- 0		0- 0		0- 0	
6- 7	0- 0		0- 2		CONFERENCE	0- 2		6- 3		5- 0	
4- 3	0- 0		0- 1		HOME	0- 1		4- 1		3- 0	
2- 4	0- 0		0- 1		AWAY	0- 1		2- 2		2- 0	
0- 0	0- 0		0- 0		NEUTRAL	0- 0		0- 0		0- 0	

RPI 1-25				RPI 26-50				RPI 51-100				RPI 101+ Team's RPI: 147			
RPI	S	Opponent	Score	RPI	S	Opponent	Score	RPI	S	Opponent	Score	RPI	S	Opponent	Score
33	A	Northern Colo.	55 80	33	A	Northern Colo.	55 80	64	H	UC Davis	58 90	109	H	Lamar University	80 75
34	H	Cal i forni a	85 92	34	H	Cal i forni a	85 92	84	A	Saint Mary's (CA)	88 96	116	H	Brown	57 74
39	A	Gonzaga	66 90	39	A	Gonzaga	66 90	84	H	Saint Mary's (CA)	69 70	119	A	BYU	65 77
39	H	Gonzaga	72 99	39	H	Gonzaga	72 99					119	H	BYU	83 76
48	H	UCF	78 74	48	H	UCF	78 74					137	A	Loyol a Marymount	60 75
												142	A	Fresno St.	70 81
												163	H	San Franci sco	71 81
												203	A	San Di ego	81 68
												210	A	Seattle U	85 73
												241	A	Pepperdi ne	85 77
												241	H	Pepperdi ne	84 73
												251	H	San Jose St.	106 97
												278	H	Santa Clara	55 37
												305	H	Cal St. Fullerton	81 65
												314	H	Portl and	91 55
LAST 12 Di vi si on I GAMES:															
39	A	Gonzaga	66 90	241	A	Pepperdi ne	85 77	241	A	Pepperdi ne	85 77				
241	H	Pepperdi ne	84 73	314	H	Portl and	91 55	314	H	Portl and	91 55				
278	H	Santa Clara	55 37	203	A	San Di ego	81 68	203	A	San Di ego	81 68				
119	H	BYU	83 76	119	A	BYU	65 77	119	A	BYU	65 77				
163	H	San Franci sco	71 81	84	H	Saint Mary's (CA)	69 70	84	H	Saint Mary's (CA)	69 70				
84	A	Saint Mary's (CA)	88 96	137	A	Loyol a Marymount	60 75	137	A	Loyol a Marymount	60 75				

Non-Di v I Games: UC Merced 123 59

Paci fi c

■ Loss,
 ■ Non-Conf,
 ■ S Site,
 ■ Home
 ■ A Away
 N Neutral

Average RPI Win: 202		WON-LOST	WINNING	LAST 10	STRENGTH OF	OPP. STRENGTH	TEAM	ADJ.	CONF.	ADJ CONF.
Average RPI Loss: 98		RECORD	PCT. RANK	GAMES	SCHEDULE	OF SCHEDULE	RPI	RPI	RPI	RPI
DIV. I ONLY		12- 5	65	8- 1	187	102	86	86	9	9
DIV. I NON-CONF.		8- 4	87	6- 0	243	84	104	104	9	9

TOTALS		RPI 1-25		RPI 26-50	W-L RECORDS		RPI 51-100	RPI 101-999	RPI 201+	
12- 5		1- 1		0- 1	OVERALL		0- 1	11- 2	5- 1	
4- 2		0- 1		0- 1	HOME		0- 0	4- 0	3- 0	
6- 2		1- 0		0- 0	AWAY		0- 0	5- 2	1- 1	
2- 1		0- 0		0- 0	NEUTRAL		0- 1	2- 0	1- 0	
8- 4		1- 1		0- 0	NON-CONFERENCE		0- 1	7- 2	4- 1	
2- 1		0- 1		0- 0	HOME		0- 0	2- 0	2- 0	
4- 2		1- 0		0- 0	AWAY		0- 0	3- 2	1- 1	
2- 1		0- 0		0- 0	NEUTRAL		0- 1	2- 0	1- 0	
4- 1		0- 0		0- 1	CONFERENCE		0- 0	4- 0	1- 0	
2- 1		0- 0		0- 1	HOME		0- 0	2- 0	1- 0	
2- 0		0- 0		0- 0	AWAY		0- 0	2- 0	0- 0	
0- 0		0- 0		0- 0	NEUTRAL		0- 0	0- 0	0- 0	

RPI 1-25				RPI 26-50				RPI 51-100				Team's RPI: 86				RPI 101+			
RPI	S	Opponent	Score	RPI	S	Opponent	Score	RPI	S	Opponent	Score	RPI	S	Opponent	Score	RPI	S	Opponent	Score
2	H	Notre Dame	54 66	46	H	Princeton	55 70	66	N	Georgia Tech	55 69	116	A	Brown	88 55				
25	A	Villanova	79 77									118	A	Yale	69 54				
												120	N	Missouri St.	65 60				
												152	A	Binghamton	72 77				
												179	A	Temple	74 59				
												189	H	Columbia	70 51				
												192	A	Saint Joseph's	57 50				
												224	A	La Salle	59 66				
												245	H	Lafayette	55 42				
												273	H	Cornell	68 48				
												292	N	VCU	82 52				
												331	H	Rhode Island	84 66				
												346	A	NJIT	77 38				
LAST 12 Division I GAMES:																			
118	A	Yale	69 54	46	H	Princeton	55 70	346	A	NJIT	77 38	292	N	VCU	82 52				
116	A	Brown	88 55									331	H	Rhode Island	84 66				
179	A	Temple	74 59					192	A	Saint Joseph's	57 50	2	H	Notre Dame	54 66				
25	A	Villanova	79 77																
189	H	Columbia	70 51																
273	H	Cornell	68 48																

Non-Div I Games: Gwynedd Mercy 89 25

Penn

Average RPI Win:	156	WON-LOST	WINNING	LAST 10	STRENGTH OF	OPP. STRENGTH	TEAM	ADJ.	CONF.	ADJ CONF.
Average RPI Loss:	68	RECORD	PCT. RANK	GAMES	SCHEDULE	OF SCHEDULE	RPI	RPI	RPI	RPI
DIV. I ONLY	14- 11	138	5- 5	56	50	76	76	3	3	
DIV. I NON-CONF.	9- 4	82	0- 0	179	156	86	86	4	4	

TOTALS	RPI 1-25	RPI 26-50	W-L RECORDS	RPI 51-100	RPI 101-999	RPI 201+				
14- 11	1- 4	0- 3	OVERALL	4- 2	9- 2	4- 1				
10- 2	1- 1	0- 1	HOME	4- 0	5- 0	3- 0				
4- 7	0- 3	0- 2	AWAY	0- 1	4- 1	1- 1				
0- 2	0- 0	0- 0	NEUTRAL	0- 1	0- 1	0- 0				
9- 4	0- 0	0- 0	NON-CONFERENCE	2- 2	7- 2	3- 1				
6- 0	0- 0	0- 0	HOME	2- 0	4- 0	2- 0				
3- 2	0- 0	0- 0	AWAY	0- 1	3- 1	1- 1				
0- 2	0- 0	0- 0	NEUTRAL	0- 1	0- 1	0- 0				
5- 7	1- 4	0- 3	CONFERENCE	2- 0	2- 0	1- 0				
4- 2	1- 1	0- 1	HOME	2- 0	1- 0	1- 0				
1- 5	0- 3	0- 2	AWAY	0- 0	1- 0	0- 0				
0- 0	0- 0	0- 0	NEUTRAL	0- 0	0- 0	0- 0				

RPI 1-25				RPI 26-50				RPI 51-100				RPI 101+			
RPI	S	Opponent	Score	RPI	S	Opponent	Score	RPI	S	Opponent	Score	RPI	S	Opponent	Score
5	A	Ohio St.	64 94	35	A	Michigan	69 89	56	H	Drexel	84 70	104	H	Wake Forest	68 58
14	H	Maryland	65 69	40	A	Purdue	73 88	61	H	Michigan St.	74 59	148	A	Pittsburgh	59 48
18	A	Rutgers	65 70	47	H	Minnesota	71 91	65	A	American	66 75	173	N	Louisiana Tech	59 71
18	H	Rutgers	70 67					73	H	Indiana	77 74	183	A	Wisconsin	69 62
20	A	Iowa	76 80					74	H	Fordham	65 60	188	A	Providence	60 51
								88	N	Kansas St.	65 70	197	H	Siena	86 72
												206	H	Illinois	68 59
												243	A	St. Bonaventure	62 65
												252	H	Manhattan	78 46
												293	H	Central Conn. St.	83 66
												335	A	Marshall	80 65
LAST 12 Division I GAMES:															
20	A	Iowa	76 80	183	A	Wisconsin	69 62								
61	H	Michigan St.	74 59	47	H	Minnesota	71 91								
5	A	Ohio St.	64 94	18	A	Rutgers	65 70								
40	A	Purdue	73 88	73	H	Indiana	77 74								
206	H	Illinois	68 59	14	H	Maryland	65 69								
18	H	Rutgers	70 67	35	A	Michigan	69 89								

Non-Div I Games:

Penn St.

Average RPI Win:	246	WON-LOST	WINNING	LAST 10	STRENGTH OF	OPP. STRENGTH	TEAM	ADJ.	CONF.	ADJ CONF.
Average RPI Loss:	150	RECORD	PCT. RANK	GAMES	SCHEDULE	OF SCHEDULE	RPI	RPI	RPI	RPI
DIV. I ONLY	8- 15	259	2- 8	160	245	241	241	13	13	
DIV. I NON-CONF.	4- 6	214	0- 0	114	344	191	191	11	11	

TOTALS	RPI 1-25	RPI 26-50	W-L RECORDS	RPI 51-100	RPI 101-999	RPI 201+				
8- 15	0- 0	0- 1	OVERALL	0- 3	8- 11	5- 4				
6- 4	0- 0	0- 0	HOME	0- 0	6- 4	4- 2				
2- 11	0- 0	0- 1	AWAY	0- 3	2- 7	1- 2				
0- 0	0- 0	0- 0	NEUTRAL	0- 0	0- 0	0- 0				
4- 6	0- 0	0- 0	NON-CONFERENCE	0- 2	4- 4	2- 2				
2- 2	0- 0	0- 0	HOME	0- 0	2- 2	1- 2				
2- 4	0- 0	0- 0	AWAY	0- 2	2- 2	1- 0				
0- 0	0- 0	0- 0	NEUTRAL	0- 0	0- 0	0- 0				
4- 9	0- 0	0- 1	CONFERENCE	0- 1	4- 7	3- 2				
4- 2	0- 0	0- 0	HOME	0- 0	4- 2	3- 0				
0- 7	0- 0	0- 1	AWAY	0- 1	0- 5	0- 2				
0- 0	0- 0	0- 0	NEUTRAL	0- 0	0- 0	0- 0				

RPI 1-25				RPI 26-50				RPI 51-100				RPI 101+ Team's RPI: 241			
RPI	S	Opponent	Score	RPI	S	Opponent	Score	RPI	S	Opponent	Score	RPI	S	Opponent	Score
				39	A	Gonzaga	51 73					119	H	BYU	67 73
								64	A	UC Davis	64 69	137	A	Loyola Marymount	60 75
								84	A	Saint Mary's (CA)	62 75	147	A	Pacific	73 84
								87	A	Utah	65 89	147	H	Pacific	77 85
												159	A	Weber St.	61 71
												163	A	San Francisco	67 68
												163	H	San Francisco	95 92
												165	H	Idaho St.	80 74
												175	A	UC Irvine	74 75
												185	A	Nevada	77 72
												203	A	San Diego	53 79
												203	H	San Diego	66 62
												210	H	Seattle U	62 65
												240	H	New Mexico St.	64 86
												278	A	Santa Clara	50 54
												278	H	Santa Clara	56 55
												314	H	Portland	83 79
												327	A	Long Beach St.	83 71
												329	H	Utah Valley	71 44
LAST 12 Division I GAMES:															
				203	A	San Diego	53 79					147	H	Pacific	77 85
				147	A	Pacific	73 84					84	A	Saint Mary's (CA)	62 75
				314	H	Portland	83 79					119	H	BYU	67 73
				278	A	Santa Clara	50 54					163	A	San Francisco	67 68
				137	A	Loyola Marymount	60 75					39	A	Gonzaga	51 73
				163	H	San Francisco	95 92					203	H	San Diego	66 62

Non-Div I Games:

Pepperdine

Average RPI Win:	204	WON-LOST	WINNING	LAST 10	STRENGTH OF	OPP. STRENGTH	TEAM	ADJ.	CONF.	ADJ CONF.
Average RPI Loss:	57	RECORD	PCT. RANK	GAMES	SCHEDULE	OF SCHEDULE	RPI	RPI	RPI	RPI
DIV. I ONLY	10- 14	220	2- 8	48	54	148	148	1	1	
DIV. I NON-CONF.	8- 5	111	1- 0	193	210	173	173	1	1	

TOTALS	RPI 1-25	RPI 26-50	W-L RECORDS	RPI 51-100	RPI 101-999	RPI 201+				
10- 14	0- 4	0- 2	OVERALL	1- 6	9- 2	5- 0				
8- 8	0- 4	0- 0	HOME	1- 2	7- 2	5- 0				
2- 6	0- 0	0- 2	AWAY	0- 4	2- 0	0- 0				
0- 0	0- 0	0- 0	NEUTRAL	0- 0	0- 0	0- 0				
8- 5	0- 0	0- 0	NON-CONFERENCE	0- 4	8- 1	5- 0				
7- 3	0- 0	0- 0	HOME	0- 2	7- 1	5- 0				
1- 2	0- 0	0- 0	AWAY	0- 2	1- 0	0- 0				
0- 0	0- 0	0- 0	NEUTRAL	0- 0	0- 0	0- 0				
2- 9	0- 4	0- 2	CONFERENCE	1- 2	1- 1	0- 0				
1- 5	0- 4	0- 0	HOME	1- 0	0- 1	0- 0				
1- 4	0- 0	0- 2	AWAY	0- 2	1- 0	0- 0				
0- 0	0- 0	0- 0	NEUTRAL	0- 0	0- 0	0- 0				

RPI 1-25				RPI 26-50				RPI 51-100				RPI 101+ Team's RPI: 148			
RPI	S	Opponent	Score	RPI	S	Opponent	Score	RPI	S	Opponent	Score	RPI	S	Opponent	Score
2	H	Notre Dame	53 87	30	A	Virginia	50 62	53	A	West Virginia	52 73	104	H	Wake Forest	49 58
4	H	Louisville	51 77	36	A	Syracuse	52 70	54	A	Virginia Tech	66 89	133	H	Bucknell	57 39
6	H	Florida St.	59 66					55	H	Duquesne	53 66	138	A	Cincinnati	66 46
16	H	Duke	46 58					66	H	Georgia Tech	68 62	140	A	Clemson	58 42
								74	A	Fordham	55 58	183	H	Wisconsin	57 58
								76	H	Penn St.	48 59	200	H	Youngstown St.	66 58
								100	A	North Carolina	67 68	215	H	Arkansas St.	87 47
												263	H	Towson	81 63
												268	H	UNCW	74 55
												273	H	Cornell	51 39
												339	H	Chicago St.	87 49
LAST 12 Division I GAMES:															
6	H	Florida St.	59 66	66	H	Georgia Tech	68 62	54	A	Virginia Tech	66 89	100	A	North Carolina	67 68
140	A	Clemson	58 42	54	A	Virginia Tech	66 89	104	H	Wake Forest	49 58	268	H	UNCW	74 55
16	H	Duke	46 58	100	A	North Carolina	67 68	339	H	Chicago St.	87 49	273	H	Cornell	51 39
2	H	Notre Dame	53 87	30	A	Virginia	50 62								
36	A	Syracuse	52 70												
4	H	Louisville	51 77												

Non-Div I Games:

Pittsburgh

Average RPI Win:	223	WON-LOST	WINNING	LAST 10	STRENGTH OF	OPP. STRENGTH	TEAM	ADJ.	CONF.	ADJ CONF.
Average RPI Loss:	165	RECORD	PCT. RANK	GAMES	SCHEDULE	OF SCHEDULE	RPI	RPI	RPI	RPI
DIV. I ONLY	3- 19	327	1- 9	142	229	314	314	13	13	
DIV. I NON-CONF.	2- 7	286	0- 0	242	336	333	333	11	11	

TOTALS	RPI 1-25	RPI 26-50	W-L RECORDS	RPI 51-100	RPI 101-999	RPI 201+				
3- 19	0- 0	0- 2	OVERALL	1- 0	2- 17	2- 5				
3- 10	0- 0	0- 1	HOME	1- 0	2- 9	2- 2				
0- 9	0- 0	0- 1	AWAY	0- 0	0- 8	0- 3				
0- 0	0- 0	0- 0	NEUTRAL	0- 0	0- 0	0- 0				
2- 7	0- 0	0- 0	NON-CONFERENCE	0- 0	2- 7	2- 1				
2- 4	0- 0	0- 0	HOME	0- 0	2- 4	2- 0				
0- 3	0- 0	0- 0	AWAY	0- 0	0- 3	0- 1				
0- 0	0- 0	0- 0	NEUTRAL	0- 0	0- 0	0- 0				
1- 12	0- 0	0- 2	CONFERENCE	1- 0	0- 10	0- 4				
1- 6	0- 0	0- 1	HOME	1- 0	0- 5	0- 2				
0- 6	0- 0	0- 1	AWAY	0- 0	0- 5	0- 2				
0- 0	0- 0	0- 0	NEUTRAL	0- 0	0- 0	0- 0				

RPI	S	Opponent	Score	RPI	S	Opponent	Score	RPI	S	Opponent	Score	RPI	S	Opponent	Score
39	A	Gonzaga	36 75	39	H	Gonzaga	56 70	84	H	Saint Mary's (CA)	68 65	119	H	BYU	58 72
39	H	Gonzaga										132	H	Saint Francis (PA)	101 106
												137	A	Loyola Marymount	55 76
												137	H	Loyola Marymount	60 63
												147	A	Pacific	55 91
												149	H	Portland St.	71 77
												159	H	Weber St.	70 91
												163	A	San Francisco	75 84
												163	H	San Francisco	63 76
												172	A	Washington	67 93
												174	H	Boise St.	47 73
												175	A	UC Irvine	52 63
												203	A	San Diego	52 59
												203	H	San Diego	60 75
												241	A	Pepperdine	79 83
												255	H	Hawaii	76 47
												278	H	Santa Clara	43 50
												305	A	Cal St. Fullerton	61 66
												329	H	Utah Valley	71 64
LAST 12 Division I GAMES:															
163	H	San Francisco	63 76	203	H	San Diego	60 75								
137	A	Loyola Marymount	55 76	147	A	Pacific	55 91								
241	A	Pepperdine	79 83	39	H	Gonzaga	56 70								
84	H	Saint Mary's (CA)	68 65	278	H	Santa Clara	43 50								
39	A	Gonzaga	36 75	203	A	San Diego	52 59								
137	H	Loyola Marymount	60 63	163	A	San Francisco	75 84								

Non-Div I Games: Willamette 72 52 Warner Pacific 95 59

Portland

Average RPI Win:	222	WON-LOST	WINNING	LAST 10	STRENGTH OF	OPP. STRENGTH	TEAM	ADJ.	CONF.	ADJ CONF.
Average RPI Loss:	147	RECORD	PCT. RANK	GAMES	SCHEDULE	OF SCHEDULE	RPI	RPI	RPI	RPI
DIV. I ONLY	10- 10	171	5- 5	170	214	149	149	19	19	
DIV. I NON-CONF.	4- 5	202	1- 0	129	148	98	98	14	14	

TOTALS	RPI 1-25	RPI 26-50	W-L RECORDS	RPI 51-100	RPI 101-999	RPI 201+				
10- 10	0- 0	0- 1	OVERALL	0- 2	10- 7	6- 2				
5- 2	0- 0	0- 0	HOME	0- 0	5- 2	2- 0				
5- 8	0- 0	0- 1	AWAY	0- 2	5- 5	4- 2				
0- 0	0- 0	0- 0	NEUTRAL	0- 0	0- 0	0- 0				
4- 5	0- 0	0- 1	NON-CONFERENCE	0- 2	4- 2	2- 1				
1- 0	0- 0	0- 0	HOME	0- 0	1- 0	0- 0				
3- 5	0- 0	0- 1	AWAY	0- 2	3- 2	2- 1				
0- 0	0- 0	0- 0	NEUTRAL	0- 0	0- 0	0- 0				
6- 5	0- 0	0- 0	CONFERENCE	0- 0	6- 5	4- 1				
4- 2	0- 0	0- 0	HOME	0- 0	4- 2	2- 0				
2- 3	0- 0	0- 0	AWAY	0- 0	2- 3	2- 1				
0- 0	0- 0	0- 0	NEUTRAL	0- 0	0- 0	0- 0				

RPI S Opponent Score	RPI S Opponent Score	RPI S Opponent Score	RPI S Opponent Score
	39 A Gonzaga 52 91	64 A UC Davis 67 79	122 H Ole Miss 94 79
		91 A UNLV 80 88	154 A Idaho 60 61
			154 H Idaho 90 101
			159 H Weber St. 77 64
			165 H Idaho St. 59 88
			175 A UC Irvine 82 72
			185 A Nevada 55 67
			186 A Eastern Wash. 57 64
			186 H Eastern Wash. 75 60
			210 A Seattle U 77 91
			226 A Montana 53 69
			226 H Montana 70 53
			232 A Montana St. 69 60
			251 A San Jose St. 90 78
			277 A Sacramento St. 81 72
			277 H Sacramento St. 74 73
			314 A Portland 77 71
LAST 12 Division I GAMES:			
226 H Montana 70 53	226 A Montana 53 69		
186 A Eastern Wash. 57 64	232 A Montana St. 69 60		
154 A Idaho 60 61	154 H Idaho 90 101		
277 A Sacramento St. 81 72	186 H Eastern Wash. 75 60		
159 H Weber St. 77 64	277 H Sacramento St. 74 73		
165 H Idaho St. 59 88	122 H Ole Miss 94 79		

Non-Div I Games: Northwest (WA) 63 60 Multnomah 95 32

Portland St.

Average RPI Win:	276	WON-LOST	WINNING	LAST 10	STRENGTH OF	OPP. STRENGTH	TEAM	ADJ.	CONF.	ADJ CONF.
Average RPI Loss:	201	RECORD	PCT. RANK	GAMES	SCHEDULE	OF SCHEDULE	RPI	RPI	RPI	RPI
DIV. I ONLY	6- 13	273	6- 4	200	347	262	262	32	32	
DIV. I NON-CONF.	0- 9	337	0- 2	47	307	289	289	32	32	

TOTALS	RPI 1-25	RPI 26-50	W-L RECORDS	RPI 51-100	RPI 101-999	RPI 201+				
6- 13	0- 1	0- 0	OVERALL	0- 0	6- 12	5- 7				
4- 2	0- 0	0- 0	HOME	0- 0	4- 2	3- 1				
2- 10	0- 1	0- 0	AWAY	0- 0	2- 9	2- 5				
0- 1	0- 0	0- 0	NEUTRAL	0- 0	0- 1	0- 1				
0- 9	0- 1	0- 0	NON-CONFERENCE	0- 0	0- 8	0- 3				
0- 1	0- 0	0- 0	HOME	0- 0	0- 1	0- 0				
0- 7	0- 1	0- 0	AWAY	0- 0	0- 6	0- 2				
0- 1	0- 0	0- 0	NEUTRAL	0- 0	0- 1	0- 1				
6- 4	0- 0	0- 0	CONFERENCE	0- 0	6- 4	5- 4				
4- 1	0- 0	0- 0	HOME	0- 0	4- 1	3- 1				
2- 3	0- 0	0- 0	AWAY	0- 0	2- 3	2- 3				
0- 0	0- 0	0- 0	NEUTRAL	0- 0	0- 0	0- 0				

RPI 1-25				RPI 26-50				RPI 51-100				RPI 101+ Team's RPI: 262			
RPI	S	Opponent	Score	RPI	S	Opponent	Score	RPI	S	Opponent	Score	RPI	S	Opponent	Score
15	A	Texas A&M	70 98									108	H	Ri ce	68 88
												121	A	Col orado St.	59 71
												128	A	Bethune-Cookman	52 77
												140	A	Cl emson	58 64
												146	A	Texas St.	57 84
												168	H	Southern U.	69 62
												226	A	Texas Tech	60 89
												244	A	Grambl ing	79 81
												250	A	Texas Southern	61 56
												250	H	Texas Southern	65 48
												258	N	A&M-Corpus Christi	62 72
												276	H	Al corn	72 73
												306	A	Jackson St.	61 70
												308	A	Al abama A&M	55 48
												317	A	Al abama St.	68 70
												324	A	UTRGV	62 78
												337	H	Ark. -Pi ne Bl uff	64 52
												342	H	Mi ssi ssi ppi Val .	78 73

LAST 12 Division I GAMES:															
250	H	Texas Southern	65 48	244	A	Grambl ing	79 81								
308	A	Al abama A&M	55 48	250	A	Texas Southern	61 56								
317	A	Al abama St.	68 70	168	H	Southern U.	69 62								
342	H	Mi ssi ssi ppi Val .	78 73	276	H	Al corn	72 73								
337	H	Ark. -Pi ne Bl uff	64 52	108	H	Ri ce	68 88								
306	A	Jackson St.	61 70	121	A	Col orado St.	59 71								

Non-Div I Games: Texas-Tyler 99 56 Arlington Baptist 116 73

Prairie View

Average RPI Win:	276	WON-LOST	WINNING	LAST 10	STRENGTH OF	OPP. STRENGTH	TEAM	ADJ.	CONF.	ADJ CONF.
Average RPI Loss:	159	RECORD	PCT. RANK	GAMES	SCHEDULE	OF SCHEDULE	RPI	RPI	RPI	RPI
DIV. I ONLY	8- 14	250	5- 5	243	264	254	254	27	27	
DIV. I NON-CONF.	3- 8	268	1- 0	149	177	241	241	28	28	

TOTALS	RPI 1-25	RPI 26-50	W-L RECORDS	RPI 51-100	RPI 101-999	RPI 201+				
8- 14	0- 2	0- 0	OVERALL	0- 5	8- 7	7- 5				
5- 4	0- 0	0- 0	HOME	0- 1	5- 3	4- 3				
3- 10	0- 0	0- 0	AWAY	0- 1	3- 1	3- 0				
0- 0	0- 0	0- 0	NEUTRAL	0- 0	0- 0	0- 0				
3- 8	0- 2	0- 0	NON-CONFERENCE	0- 3	3- 3	2- 3				
2- 2	0- 0	0- 0	HOME	0- 0	2- 2	1- 2				
1- 6	0- 2	0- 0	AWAY	0- 3	1- 1	1- 1				
0- 0	0- 0	0- 0	NEUTRAL	0- 0	0- 0	0- 0				
5- 6	0- 0	0- 0	CONFERENCE	0- 2	5- 4	5- 2				
3- 2	0- 0	0- 0	HOME	0- 1	3- 1	3- 1				
2- 4	0- 0	0- 0	AWAY	0- 1	2- 3	2- 1				
0- 0	0- 0	0- 0	NEUTRAL	0- 0	0- 0	0- 0				

RPI	S	Opponent	Score	RPI	S	Opponent	Score	RPI	S	Opponent	Score	RPI	S	Opponent	Score	Team's RPI: 254
7	A	UCLA	40 76					70	A	Belmont	48 90	160	A	High Point	55 81	
16	A	Duke	45 79					90	A	Chattanooga	51 71	162	A	Radford	55 93	
								99	A	Liberty	55 63	184	H	Furman	76 75	
								99	H	Liberty	64 76	217	H	Gardner-Webb	72 69	
								100	A	North Carolina	56 91	236	H	UNCG	57 64	
												246	H	Campbell	65 59	
												247	A	UNC Asheville	76 74	
												256	A	San Diego St.	50 77	
												285	H	Kennesaw St.	51 60	
												294	A	USC Upstate	83 69	
												303	H	Charleston So.	61 64	
												334	H	N.C. Central	69 60	
												341	A	Winthrop	64 58	
												341	H	Winthrop	78 45	
												349	A	Longwood	56 66	

LAST 12 Division I GAMES:																
341	A	Winthrop	64 58	217	H	Gardner-Webb	72 69	246	H	Campbell	65 59	160	A	High Point	55 81	
99	A	Liberty	55 63	246	H	Campbell	65 59	349	A	Longwood	56 66	99	H	Liberty	64 76	
303	H	Charleston So.	61 64	160	A	High Point	55 81	99	H	Liberty	64 76	184	H	Furman	76 75	
247	A	UNC Asheville	76 74	349	A	Longwood	56 66									
341	H	Winthrop	78 45													
162	A	Radford	55 93													

Non-Div I Games:

Presbyterian

Average RPI Win:	170	WON-LOST	WINNING	LAST 10	STRENGTH OF	OPP. STRENGTH	TEAM	ADJ.	CONF.	ADJ CONF.
Average RPI Loss:	57	RECORD	PCT. RANK	GAMES	SCHEDULE	OF SCHEDULE	RPI	RPI	RPI	RPI
DIV. I ONLY	14- 4	39	8- 2	107	96	46	46	9	9	
DIV. I NON-CONF.	10- 3	51	6- 1	106	58	46	46	9	9	

TOTALS	RPI 1-25	RPI 26-50	W-L RECORDS	RPI 51-100	RPI 101-999	RPI 201+				
14- 4	0- 2	0- 0	OVERALL	5- 1	9- 1	4- 0				
5- 2	0- 1	0- 0	HOME	1- 1	4- 0	2- 0				
7- 2	0- 1	0- 0	AWAY	3- 0	4- 1	2- 0				
2- 0	0- 0	0- 0	NEUTRAL	1- 0	1- 0	0- 0				
10- 3	0- 2	0- 0	NON-CONFERENCE	4- 1	6- 0	3- 0				
3- 2	0- 1	0- 0	HOME	1- 1	2- 0	1- 0				
5- 1	0- 1	0- 0	AWAY	2- 0	3- 0	2- 0				
2- 0	0- 0	0- 0	NEUTRAL	1- 0	1- 0	0- 0				
4- 1	0- 0	0- 0	CONFERENCE	1- 0	3- 1	1- 0				
2- 0	0- 0	0- 0	HOME	0- 0	2- 0	1- 0				
2- 1	0- 0	0- 0	AWAY	1- 0	1- 1	0- 0				
0- 0	0- 0	0- 0	NEUTRAL	0- 0	0- 0	0- 0				

RPI 1-25				RPI 26-50				Team's RPI: 46				RPI 51-100				RPI 101+			
RPI	S	Opponent	Score	RPI	S	Opponent	Score					RPI	S	Opponent	Score	RPI	S	Opponent	Score
18	A	Rutgers	50 70									60	A	Qui nni pi ac	60 46	116	A	Brown	77 62
25	H	Vi l l anova	59 62									66	H	Georgi a Tech	56 67	118	A	Yal e	59 73
												86	A	Penn	70 55	130	H	Del aware	78 60
												90	N	Chattanooga	59 49	157	A	Davi dson	63 57
												94	H	George Washi ngton	72 52	189	H	Col umbi a	69 47
												95	A	Seton Hal l	85 83	192	N	Sai nt Joseph' s	63 54
																245	A	Lafayette	53 45
																273	H	Cornel l	75 54
																323	A	Wagner	58 37
																326	H	UMBC	77 40

										LAST 12 Di vi si on I GAMES:									
										116	A	Brown	77 62	90	N	Chattanooga	59 49		
										118	A	Yal e	59 73	192	N	Sai nt Joseph' s	63 54		
										273	H	Cornel l	75 54	323	A	Wagner	58 37		
										189	H	Col umbi a	69 47	18	A	Rutgers	50 70		
										86	A	Penn	70 55	60	A	Qui nni pi ac	60 46		
										326	H	UMBC	77 40	245	A	Lafayette	53 45		

Non-Di v I Games:

Pri n c e t o n

Average RPI	Win:	167	WON-LOST	WINNING	LAST 10	STRENGTH OF	OPP. STRENGTH	TEAM	ADJ.	CONF.	ADJ CONF.
Average RPI	Loss:	95	RECORD	PCT. RANK	GAMES	SCHEDULE	OF SCHEDULE	RPI	RPI	RPI	RPI
DIV. I ONLY		9- 16		254	1- 9	114	59	188	188	6	6
DIV. I NON-CONF.		7- 5		132	0- 0	264	173	183	183	6	6

TOTALS	RPI 1-25		RPI 26-50		W-L RECORDS	RPI 51-100		RPI 101-999		RPI 201+	
9- 16	0- 3		0- 3		OVERALL	2- 5		7- 5		2- 2	
3- 8	0- 2		0- 1		HOME	1- 2		2- 3		1- 0	
3- 8	0- 1		0- 2		AWAY	1- 3		2- 2		0- 2	
3- 0	0- 0		0- 0		NEUTRAL	0- 0		3- 0		1- 0	
7- 5	0- 0		0- 0		NON-CONFERENCE	0- 2		7- 3		2- 1	
2- 3	0- 0		0- 0		HOME	0- 1		2- 2		1- 0	
2- 2	0- 0		0- 0		AWAY	0- 1		2- 1		0- 1	
3- 0	0- 0		0- 0		NEUTRAL	0- 0		3- 0		1- 0	
2- 11	0- 3		0- 3		CONFERENCE	2- 3		0- 2		0- 1	
1- 5	0- 2		0- 1		HOME	1- 1		0- 1		0- 0	
1- 6	0- 1		0- 2		AWAY	1- 2		0- 1		0- 1	
0- 0	0- 0		0- 0		NEUTRAL	0- 0		0- 0		0- 0	

RPI	S	Opponent	Score	RPI	S	Opponent	Score	RPI	S	Opponent	Score	RPI	S	Opponent	Score
24	A	DePaul	47 81	32	A	Marquette	61 94	59	A	St. John's (NY)	49 44	101	N	Wright St.	74 69
24	H	DePaul	48 71	32	H	Marquette	60 77	59	H	St. John's (NY)	70 68	116	H	Brown	59 64
25	H	Villanova	55 63	37	A	Creighton	56 73	60	A	Quinnipiac	36 62	118	A	Yale	55 51
								76	H	Penn St.	51 60	125	H	Georgetown	43 75
								95	A	Seton Hall	56 65	134	A	Northeastern	98 95
								95	H	Seton Hall	56 65	169	N	Stetson	56 45
								96	A	Butler	57 68	189	H	Columbia	64 73
												196	H	Boston College	63 55
												207	A	Xavier	59 68
												286	A	Sacred Heart	75 78
												331	H	Rhode Island	65 41
												340	N	Savannah St.	78 48

Team's RPI: 188															
LAST 12 Division I GAMES:															
24	A	DePaul	47 81	37	A	Creighton	56 73								
32	A	Marquette	61 94	32	H	Marquette	60 77								
59	H	St. John's (NY)	70 68	24	H	DePaul	48 71								
95	H	Seton Hall	56 65	95	A	Seton Hall	56 65								
96	A	Butler	57 68	59	A	St. John's (NY)	49 44								
207	A	Xavier	59 68	25	H	Villanova	55 63								

Non-Div I Games:

Providence

Average RPI Win:	133	WON-LOST	WINNING	LAST 10	STRENGTH OF	OPP. STRENGTH	TEAM	ADJ.	CONF.	ADJ CONF.
Average RPI Loss:	58	RECORD	PCT. RANK	GAMES	SCHEDULE	OF SCHEDULE	RPI	RPI	RPI	RPI
DIV. I ONLY	16- 9	99	7- 3	20	62	40	40	3	3	
DIV. I NON-CONF.	9- 5	99	1- 0	25	124	54	54	4	4	

TOTALS	RPI 1-25	RPI 26-50	W-L RECORDS	RPI 51-100	RPI 101-999	RPI 201+				
16- 9	2- 1	2- 2	OVERALL	3- 6	9- 0	3- 0				
10- 3	1- 0	0- 2	HOME	3- 1	6- 0	1- 0				
5- 5	1- 1	2- 0	AWAY	0- 4	2- 0	2- 0				
1- 1	0- 0	0- 0	NEUTRAL	0- 1	1- 0	0- 0				
9- 5	0- 0	1- 1	NON-CONFERENCE	2- 4	6- 0	2- 0				
6- 2	0- 0	0- 1	HOME	2- 1	4- 0	1- 0				
2- 2	0- 0	1- 0	AWAY	0- 2	1- 0	1- 0				
1- 1	0- 0	0- 0	NEUTRAL	0- 1	1- 0	0- 0				
7- 4	2- 1	1- 1	CONFERENCE	1- 2	3- 0	1- 0				
4- 1	1- 0	0- 1	HOME	1- 0	2- 0	0- 0				
3- 3	1- 1	1- 0	AWAY	0- 2	1- 0	1- 0				
0- 0	0- 0	0- 0	NEUTRAL	0- 0	0- 0	0- 0				

P
u
r
d
u
eP
u
r
d
u
e

RPI 1-25				RPI 26-50				RPI 51-100				RPI 101+			
RPI	S	Opponent	Score	RPI	S	Opponent	Score	RPI	S	Opponent	Score	RPI	S	Opponent	Score
18	A	Rutgers	50 58	27	A	Central Mich.	79 69	51	N	Southern California	46 58	109	H	Lamar University	79 64
18	H	Rutgers	47 33	35	A	Michigan	81 79	58	A	Nebraska	51 75	166	N	Marist	61 47
20	A	Iowa	76 70	43	H	Ball St.	60 66	66	A	Georgia Tech	55 68	183	H	Wisconsin	57 35
				47	H	Minnesota	74 78	73	A	Indiana	54 72	186	H	Eastern Wash.	65 40
								76	H	Penn St.	88 73	187	H	Northwestern	63 60
								78	H	Ohio	71 77	201	H	UT Martin	60 58
								84	H	Saint Mary's (CA)	70 60	206	A	Illinois	73 54
								87	A	Utah	68 81	255	A	Hawaii	79 67
								89	H	Miami (OH)	75 66	290	H	Valparaiso	95 49
LAST 12 Division I GAMES:															
				47	H	Minnesota	74 78	20	A	Iowa	76 70				
				206	A	Illinois	73 54	18	H	Rutgers	47 33				
				35	A	Michigan	81 79	73	A	Indiana	54 72				
				76	H	Penn St.	88 73	183	H	Wisconsin	57 35				
				58	A	Nebraska	51 75	18	A	Rutgers	50 58				
				187	H	Northwestern	63 60	84	H	Saint Mary's (CA)	70 60				

Non-Div I Games:

Purdue

Average RPI		Win: 220	WON-LOST RECORD	WINNING PCT. RANK	LAST 10 GAMES	STRENGTH OF SCHEDULE	OPP. STRENGTH OF SCHEDULE	TEAM RPI	ADJ. RPI	CONF. RPI	ADJ CONF. RPI
DIV. I ONLY			19- 5	30	10- 0	151	153	60	60	28	28
DIV. I NON-CONF.			6- 5	153	0- 0	6	7	23	23	26	26

TOTALS		RPI 1-25		RPI 26-50		W-L RECORDS	RPI 51-100	RPI 101-999		RPI 201+	
19- 5		0- 3		3- 1		OVERALL	0- 1	16- 0		12- 0	
10- 1		0- 0		2- 1		HOME	0- 0	8- 0		5- 0	
9- 3		0- 2		1- 0		AWAY	0- 1	8- 0		7- 0	
0- 1		0- 1		0- 0		NEUTRAL	0- 0	0- 0		0- 0	
6- 5		0- 3		3- 1		NON-CONFERENCE	0- 1	3- 0		1- 0	
3- 1		0- 0		2- 1		HOME	0- 0	1- 0		0- 0	
3- 3		0- 2		1- 0		AWAY	0- 1	2- 0		1- 0	
0- 1		0- 1		0- 0		NEUTRAL	0- 0	0- 0		0- 0	
13- 0		0- 0		0- 0		CONFERENCE	0- 0	13- 0		11- 0	
7- 0		0- 0		0- 0		HOME	0- 0	7- 0		5- 0	
6- 0		0- 0		0- 0		AWAY	0- 0	6- 0		6- 0	
0- 0		0- 0		0- 0		NEUTRAL	0- 0	0- 0		0- 0	

RPI	S	Opponent	Score	RPI	S	Opponent	Score	RPI	S	Opponent	Score	RPI	S	Opponent	Score
5	A	Ohio St.	63 95	27	A	Central Mich.	84 70	61	A	Michigan St.	55 74	166	H	Marist	62 56
19	N	Missouri	51 66	33	H	Northern Colo.	60 49					188	H	Providence	62 36
20	A	Iowa	67 83	45	H	Dayton	72 66					191	A	Hampton	64 58
				46	H	Princeton	46 60					197	H	Siena	68 54
												209	A	Richmond	81 65
												238	A	Niagara	84 55
												238	H	Niagara	77 61
												252	A	Manhattan	80 64
												253	A	Fairfield	58 39
												253	H	Fairfield	77 45
												267	H	Rider	73 66
												296	A	Canisius	84 55
												300	A	Monmouth	76 55
												338	A	Iona	74 38
												338	H	Iona	90 47
												344	H	Saint Peter's	86 39

LAST 12 Division I GAMES:															
338	H	Iona	90 47	267	H	Rider	73 66								
253	A	Fairfield	58 39	344	H	Saint Peter's	86 39								
238	A	Niagara	84 55	166	H	Marist	62 56								
296	A	Canisius	84 55	338	A	Iona	74 38								
253	H	Fairfield	77 45	238	H	Niagara	77 61								
300	A	Monmouth	76 55	252	A	Manhattan	80 64								

Non-Div I Games:

Qui nni pi ac

Average RPI Win:	264	WON-LOST	WINNING	LAST 10	STRENGTH OF	OPP. STRENGTH	TEAM	ADJ.	CONF.	ADJ CONF.
Average RPI Loss:	154	RECORD	PCT. RANK	GAMES	SCHEDULE	OF SCHEDULE	RPI	RPI	RPI	RPI
DIV. I ONLY	14- 7	76	7- 3	310	271	162	162	27	27	
DIV. I NON-CONF.	6- 4	122	0- 0	316	155	188	188	28	28	

TOTALS	RPI 1-25	RPI 26-50	W-L RECORDS	RPI 51-100	RPI 101-999	RPI 201+				
14- 7	0- 0	0- 0	OVERALL	0- 4	14- 3	13- 3				
7- 1	0- 0	0- 0	HOME	0- 0	7- 1	6- 1				
5- 5	0- 0	0- 0	AWAY	0- 0	5- 2	5- 2				
2- 1	0- 0	0- 0	NEUTRAL	0- 1	2- 0	2- 0				
6- 4	0- 0	0- 0	NON-CONFERENCE	0- 3	6- 1	6- 1				
3- 0	0- 0	0- 0	HOME	0- 0	3- 0	3- 0				
1- 3	0- 0	0- 0	AWAY	0- 2	1- 1	1- 1				
2- 1	0- 0	0- 0	NEUTRAL	0- 1	2- 0	2- 0				
8- 3	0- 0	0- 0	CONFERENCE	0- 1	8- 2	7- 2				
4- 1	0- 0	0- 0	HOME	0- 0	4- 1	3- 1				
4- 2	0- 0	0- 0	AWAY	0- 1	4- 1	4- 1				
0- 0	0- 0	0- 0	NEUTRAL	0- 0	0- 0	0- 0				

RPI 1-25				RPI 26-50				RPI 51-100				RPI 101+				Team's RPI: 162
RPI	S	Opponent	Score	RPI	S	Opponent	Score	RPI	S	Opponent	Score	RPI	S	Opponent	Score	
								53	N	West Virginia	55 75	160	H	High Point	50 47	
								54	A	Virginia Tech	42 68	216	N	Abilene Christian	71 65	
								99	A	Liberty	56 61	217	A	Gardner-Webb	53 69	
								100	A	North Carolina	46 79	217	H	Gardner-Webb	66 46	
												236	H	UNCG	56 53	
												246	A	Campbell	51 50	
												247	A	UNC Asheville	64 48	
												247	H	UNC Asheville	56 67	
												254	H	Presbyterian	93 55	
												263	N	Towson	69 66	
												269	H	Appalachian St.	61 40	
												292	H	VCU	79 62	
												303	A	Charleston So.	61 56	
												309	A	Tennessee Tech	60 41	
												310	A	Western Caro.	27 39	
												341	H	Winthrop	78 52	
												349	A	Longwood	52 33	

LAST 12 Division I GAMES:																
				247	A	UNC Asheville	64 48	349	A	Longwood	52 33					
				217	H	Gardner-Webb	66 46	303	A	Charleston So.	61 56					
				246	A	Campbell	51 50	247	H	UNC Asheville	56 67					
				99	A	Liberty	56 61	217	A	Gardner-Webb	53 69					
				160	H	High Point	50 47	341	H	Winthrop	78 52					
				254	H	Presbyterian	93 55	263	N	Towson	69 66					

Non-Div I Games: UVa-Wise 75 43

Radford

Average RPI Win:	275	WON-LOST	WINNING	LAST 10	STRENGTH OF	OPP. STRENGTH	TEAM	ADJ.	CONF.	ADJ CONF.
Average RPI Loss:	162	RECORD	PCT. RANK	GAMES	SCHEDULE	OF SCHEDULE	RPI	RPI	RPI	RPI
DIV. I ONLY	3- 21	332	1- 9	232	170	331	331	12	12	
DIV. I NON-CONF.	2- 10	300	0- 0	220	252	316	316	10	10	

TOTALS	RPI 1-25	RPI 26-50	W-L RECORDS	RPI 51-100	RPI 101-999	RPI 201+				
3- 21	0- 0	0- 2	OVERALL	0- 4	3- 15	3- 7				
3- 7	0- 0	0- 1	HOME	0- 0	3- 6	3- 4				
0- 13	0- 0	0- 1	AWAY	0- 4	0- 8	0- 2				
0- 1	0- 0	0- 0	NEUTRAL	0- 0	0- 1	0- 1				
2- 10	0- 0	0- 1	NON-CONFERENCE	0- 2	2- 7	2- 3				
2- 2	0- 0	0- 1	HOME	0- 0	2- 1	2- 1				
0- 7	0- 0	0- 0	AWAY	0- 2	0- 5	0- 1				
0- 1	0- 0	0- 0	NEUTRAL	0- 0	0- 1	0- 1				
1- 11	0- 0	0- 1	CONFERENCE	0- 2	1- 8	1- 4				
1- 5	0- 0	0- 0	HOME	0- 0	1- 5	1- 3				
0- 6	0- 0	0- 1	AWAY	0- 2	0- 3	0- 1				
0- 0	0- 0	0- 0	NEUTRAL	0- 0	0- 0	0- 0				

RPI 1-25				RPI 26-50				RPI 51-100				RPI 101+				Team's RPI: 331	
RPI	S	Opponent	Score	RPI	S	Opponent	Score	RPI	S	Opponent	Score	RPI	S	Opponent	Score		
				45	A	Dayton	58 116	61	A	Michigan St.	38 82	111	A	Dartmouth	54 70		
				47	H	Minnesota	60 82	74	A	Fordham	64 76	112	H	George Mason	53 92		
								86	A	Penn	66 84	157	A	Davidson	67 77		
								94	A	George Washington	52 65	157	H	Davidson	67 79		
												166	A	Marist	42 64		
												167	A	Samford	37 67		
												188	A	Providence	41 65		
												192	A	Saint Joseph's	46 64		
												202	A	Jacksonville St.	53 63		
												209	H	Richmond	53 74		
												224	H	La Salle	72 63		
												233	H	Holy Cross	63 69		
												243	A	St. Bonaventure	70 81		
												253	H	Fairfield	62 47		
												282	N	Bryant	52 58		
												287	H	Massachusetts	59 61		
												292	H	VCU	49 61		
												347	H	UMass Lowell	81 64		
LAST 12 Division I GAMES:																	
				192	A	Saint Joseph's	46 64	243	A	St. Bonaventure	70 81						
				74	A	Fordham	64 76	112	H	George Mason	53 92						
				157	H	Davidson	67 79	292	H	VCU	49 61						
				287	H	Massachusetts	59 61	157	A	Davidson	67 77						
				94	A	George Washington	52 65	45	A	Dayton	58 116						
				224	H	La Salle	72 63	209	H	Richmond	53 74						

Non-Div I Games: Southern Conn. St. 57 62

Rhode Island

Average RPI Win:	248	WON-LOST	WINNING	LAST 10	STRENGTH OF	OPP. STRENGTH	TEAM	ADJ.	CONF.	ADJ CONF.
Average RPI Loss:	159	RECORD	PCT. RANK	GAMES	SCHEDULE	OF SCHEDULE	RPI	RPI	RPI	RPI
DIV. I ONLY	17- 4	27	8- 2	332	202	108	108	18	18	
DIV. I NON-CONF.	10- 2	33	3- 0	338	244	133	133	19	19	

TOTALS	RPI 1-25	RPI 26-50	W-L RECORDS	RPI 51-100	RPI 101-999	RPI 201+				
17- 4	0- 1	0- 0	OVERALL	0- 0	17- 3	11- 1				
9- 0	0- 0	0- 0	HOME	0- 0	9- 0	5- 0				
8- 4	0- 1	0- 0	AWAY	0- 0	8- 3	6- 1				
0- 0	0- 0	0- 0	NEUTRAL	0- 0	0- 0	0- 0				
10- 2	0- 1	0- 0	NON-CONFERENCE	0- 0	10- 1	8- 0				
5- 0	0- 0	0- 0	HOME	0- 0	5- 0	3- 0				
5- 2	0- 1	0- 0	AWAY	0- 0	5- 1	5- 0				
0- 0	0- 0	0- 0	NEUTRAL	0- 0	0- 0	0- 0				
7- 2	0- 0	0- 0	CONFERENCE	0- 0	7- 2	3- 1				
4- 0	0- 0	0- 0	HOME	0- 0	4- 0	2- 0				
3- 2	0- 0	0- 0	AWAY	0- 0	3- 2	1- 1				
0- 0	0- 0	0- 0	NEUTRAL	0- 0	0- 0	0- 0				

RPI 1-25				RPI 26-50				RPI 51-100				RPI 101+				Team's RPI: 108
RPI	S	Opponent	Score	RPI	S	Opponent	Score	RPI	S	Opponent	Score	RPI	S	Opponent	Score	
15	A	Texas A&M	76 82									113	H	Little Rock	58 51	
												124	H	UTEP	56 42	
												150	A	Kansas	65 73	
												164	H	Southern Miss.	62 56	
												173	A	Louisiana Tech	55 75	
												180	A	Charlotte	62 55	
												189	H	Columbia	67 44	
												193	A	Fla. Atlantic	67 53	
												242	A	North Texas	50 49	
												258	A	A&M-Corpus Christi	67 56	
												262	A	Prairie View	88 68	
												272	A	Grand Canyon	69 59	
												291	H	UTSA	83 52	
												299	A	FIU	58 68	
												302	H	Old Dominion	53 45	
												315	H	Incarnate Word	60 43	
												318	H	Houston Baptist	67 45	
												328	A	Northern Ariz.	88 83	
												332	A	Sam Houston St.	79 50	
												336	H	La.-Monroe	63 47	

LAST 12 Division I GAMES:																
173	A	Louisiana Tech	55 75	193	A	Fla. Atlantic	67 53	291	H	UTSA	83 52					
164	H	Southern Miss.	62 56	242	A	North Texas	50 49	189	H	Columbia	67 44					
302	H	Old Dominion	53 45	262	A	Prairie View	88 68	258	A	A&M-Corpus Christi	67 56					
124	H	UTEP	56 42													
180	A	Charlotte	62 55													
299	A	FIU	58 68													

Non-Div I Games:

Rice

Average RPI Win:	270	WON-LOST	WINNING	LAST 10	STRENGTH OF	OPP. STRENGTH	TEAM	ADJ.	CONF.	ADJ CONF.
Average RPI Loss:	113	RECORD	PCT. RANK	GAMES	SCHEDULE	OF SCHEDULE	RPI	RPI	RPI	RPI
DIV. I ONLY	9- 15	241	3- 7	133	212	209	209	12	12	
DIV. I NON-CONF.	5- 8	220	0- 1	142	272	206	206	10	10	

TOTALS	RPI 1-25	RPI 26-50	W-L RECORDS	RPI 51-100	RPI 101-999	RPI 201+				
9- 15	0- 0	0- 1	OVERALL	0- 4	9- 10	8- 0				
1- 9	0- 0	0- 1	HOME	0- 4	1- 4	1- 0				
7- 3	0- 0	0- 0	AWAY	0- 0	7- 0	6- 0				
1- 3	0- 0	0- 0	NEUTRAL	0- 0	1- 3	1- 0				
5- 8	0- 0	0- 0	NON-CONFERENCE	0- 2	5- 6	4- 0				
0- 4	0- 0	0- 0	HOME	0- 2	0- 2	0- 0				
4- 1	0- 0	0- 0	AWAY	0- 0	4- 1	3- 0				
1- 3	0- 0	0- 0	NEUTRAL	0- 0	1- 3	1- 0				
4- 7	0- 0	0- 1	CONFERENCE	0- 2	4- 4	4- 0				
1- 5	0- 0	0- 1	HOME	0- 2	1- 2	1- 0				
3- 2	0- 0	0- 0	AWAY	0- 0	3- 2	3- 0				
0- 0	0- 0	0- 0	NEUTRAL	0- 0	0- 0	0- 0				

RPI	S	Opponent	Score	RPI	S	Opponent	Score	RPI	S	Opponent	Score	RPI	S	Opponent	Score
45	H	Dayton	59 66	55	H	Duquesne	70 78	101	N	Wright St.	69 85	102	H	Saint Louis	61 79
				60	H	Quinnipiac	65 81	104	H	Wake Forest	81 85	112	A	George Mason	56 77
				74	H	Fordham	38 43	128	N	Bethune-Cookman	50 63	139	H	William & Mary	64 78
				83	H	Navy	56 76	157	H	Davidson	65 68	169	A	Stetson	67 72
								170	N	Florida	80 87	189	A	Columbia	85 79
								192	A	Saint Joseph's	72 81	208	A	East Carolina	65 64
								224	H	La Salle	77 51	253	A	Fairfield	72 67
								287	A	Massachusetts	51 39	292	A	VCU	77 68
								302	A	Old Dominion	54 45	331	A	Rhode Island	74 53
								340	N	Savannah St.	100 63				
LAST 12 Division I GAMES:															
55	H	Duquesne	70 78	157	H	Davidson	65 68	192	A	Saint Joseph's	72 81	224	H	La Salle	77 51
287	A	Massachusetts	51 39	102	H	Saint Louis	61 79	331	A	Rhode Island	74 53	128	N	Bethune-Cookman	50 63
292	A	VCU	77 68	38	A	Fordham	43 38								
45	H	Dayton	59 66	56	A	George Mason	77 56								

Non-Div I Games:

Richmond

Average RPI Win:	285	WON-LOST	WINNING	LAST 10	STRENGTH OF	OPP. STRENGTH	TEAM	ADJ.	CONF.	ADJ CONF.
Average RPI Loss:	184	RECORD	PCT. RANK	GAMES	SCHEDULE	OF SCHEDULE	RPI	RPI	RPI	RPI
DIV. I ONLY	9- 14	235	6- 4	294	312	267	267	28	28	
DIV. I NON-CONF.	3- 8	268	0- 0	254	313	280	280	26	26	

TOTALS	RPI 1-25	RPI 26-50	W-L RECORDS	RPI 51-100	RPI 101-999	RPI 201+				
9- 14	0- 0	0- 0	OVERALL	0- 3	9- 11	9- 6				
4- 6	0- 0	0- 0	HOME	0- 0	4- 6	4- 2				
5- 7	0- 0	0- 0	AWAY	0- 3	5- 4	5- 3				
0- 1	0- 0	0- 0	NEUTRAL	0- 0	0- 1	0- 1				
3- 8	0- 0	0- 0	NON-CONFERENCE	0- 2	3- 6	3- 4				
1- 3	0- 0	0- 0	HOME	0- 0	1- 3	1- 1				
2- 4	0- 0	0- 0	AWAY	0- 2	2- 2	2- 2				
0- 1	0- 0	0- 0	NEUTRAL	0- 0	0- 1	0- 1				
6- 6	0- 0	0- 0	CONFERENCE	0- 1	6- 5	6- 2				
3- 3	0- 0	0- 0	HOME	0- 0	3- 3	3- 1				
3- 3	0- 0	0- 0	AWAY	0- 1	3- 2	3- 1				
0- 0	0- 0	0- 0	NEUTRAL	0- 0	0- 0	0- 0				

R
i
d
e
rR
i
d
e
r

RPI 1-25				RPI 26-50				RPI 51-100				RPI 101+ Team's RPI: 267					
RPI	S	Opponent	Score	RPI	S	Opponent	Score	RPI	S	Opponent	Score	RPI	S	Opponent	Score		
								60	A	Qui nni pi ac	66	73	133	H	Bucknel I	71	76
								83	A	Navy	44	63	152	H	Binghamton	54	76
								95	A	Seton Hal I	49	85	166	A	Marist	67	68
													166	H	Marist	69	80
													197	H	Siena	67	71
													208	N	East Carolina	63	66
													224	A	La Salle	76	55
													233	H	Holy Cross	56	83
													238	H	Niagara	65	58
													245	A	Lafayette	45	60
													252	H	Manhattan	67	51
													253	A	Fairfield	61	45
													253	H	Fairfield	57	68
													271	H	Vermont	64	49
													284	A	Mt. St. Mary's	78	82
													296	H	Canisius	70	54
													300	A	Monmouth	56	63
													338	A	Iona	62	49
													344	A	Saint Peter's	57	52
													346	A	NJIT	79	64
LAST 12 Division I GAMES:																	
300	A	Monmouth	56	63	60	A	Qui nni pi ac	66	73	253	A	Fairfield	61	45			
252	H	Manhattan	67	51	296	H	Canisius	70	54	344	A	Saint Peter's	57	52			
253	H	Fairfield	57	68	197	H	Siena	67	71	166	A	Marist	69	80			
338	A	Iona	62	49													
166	A	Marist	67	68													
238	H	Niagara	65	58													

Non-Di v I Games:

Ri der

Average RPI Win:	259	WON-LOST	WINNING	LAST 10	STRENGTH OF	OPP. STRENGTH	TEAM	ADJ.	CONF.	ADJ CONF.
Average RPI Loss:	137	RECORD	PCT. RANK	GAMES	SCHEDULE	OF SCHEDULE	RPI	RPI	RPI	RPI
DIV. I ONLY	15- 5	48	9- 1	321	254	153	153	29	29	
DIV. I NON-CONF.	6- 4	122	0- 1	322	140	222	222	29	29	

TOTALS	RPI 1-25	RPI 26-50	W-L RECORDS	RPI 51-100	RPI 101-999	RPI 201+				
15- 5	0- 0	0- 0	OVERALL	0- 1	15- 4	12- 0				
8- 2	0- 0	0- 0	HOME	0- 0	8- 2	6- 0				
7- 2	0- 0	0- 0	AWAY	0- 1	7- 1	6- 0				
0- 1	0- 0	0- 0	NEUTRAL	0- 0	0- 1	0- 0				
6- 4	0- 0	0- 0	NON-CONFERENCE	0- 1	6- 3	4- 0				
3- 2	0- 0	0- 0	HOME	0- 0	3- 2	2- 0				
3- 1	0- 0	0- 0	AWAY	0- 1	3- 0	2- 0				
0- 1	0- 0	0- 0	NEUTRAL	0- 0	0- 1	0- 0				
9- 1	0- 0	0- 0	CONFERENCE	0- 0	9- 1	8- 0				
5- 0	0- 0	0- 0	HOME	0- 0	5- 0	4- 0				
4- 1	0- 0	0- 0	AWAY	0- 0	4- 1	4- 0				
0- 0	0- 0	0- 0	NEUTRAL	0- 0	0- 0	0- 0				

RPI 1-25				RPI 26-50				RPI 51-100				RPI 101+				Team's RPI: 153
RPI	S	Opponent	Score	RPI	S	Opponent	Score	RPI	S	Opponent	Score	RPI	S	Opponent	Score	
								61	A	Michigan St.	58 100	132	A	Saint Francis (PA)	47 68	
												132	H	Saint Francis (PA)	63 62	
												135	H	Kent St.	31 46	
												151	A	Cal Poly	66 50	
												163	N	San Francisco	45 57	
												195	H	Bowling Green	62 64	
												200	H	Youngstown St.	84 52	
												237	A	Northern Ky.	59 50	
												245	H	Lafayette	63 42	
												266	A	Fairleigh Dickinson	77 68	
												274	H	St. Francis Brooklyn	59 36	
												279	H	LIU Brooklyn	60 53	
												282	H	Bryant	72 49	
												284	A	Mt. St. Mary's	77 68	
												286	A	Sacred Heart	91 57	
												293	H	Central Conn. St.	66 47	
												300	H	Monmouth	56 38	
												323	A	Wagner	58 52	
												330	A	Delaware St.	65 42	
LAST 12 Division I GAMES:																
132	A	Saint Francis (PA)	47 68	274	H	St. Francis Brooklyn	59 36									
293	H	Central Conn. St.	66 47	279	H	LIU Brooklyn	60 53									
282	H	Bryant	72 49	286	A	Sacred Heart	91 57									
284	A	Mt. St. Mary's	77 68	266	A	Fairleigh Dickinson	77 68									
323	A	Wagner	58 52	135	H	Kent St.	31 46									
132	H	Saint Francis (PA)	63 62	245	H	Lafayette	63 42									

Non-Div I Games: Clarion 67 60

Robert Morris

Average RPI Win: 101

Average RPI Loss: 46

WON-LOST
RECORDWINNING
PCT. RANKLAST 10
GAMESSTRENGTH OF
SCHEDULEOPP. STRENGTH
OF SCHEDULETEAM
RPIADJ.
RPICONF.
RPIADJ CONF.
RPIDIV. I ONLY
DIV. I NON-CONF.18- 8
12- 271
214- 6
0- 08
1922
3218
1118
113
43
4

TOTALS

RPI 1-25

RPI 26-50

W-L RECORDS

RPI 51-100

RPI 101-999

RPI 201+

18- 8

1- 3

6- 1

OVERALL

4- 4

7- 0

2- 0

13- 1

1- 0

6- 0

HOME

2- 1

4- 0

2- 0

4- 5

0- 2

0- 1

AWAY

2- 2

2- 0

0- 0

1- 2

0- 1

0- 0

NEUTRAL

0- 1

1- 0

0- 0

12- 2

1- 1

3- 0

NON-CONFERENCE

2- 1

6- 0

1- 0

8- 0

1- 0

3- 0

HOME

1- 0

3- 0

1- 0

3- 0

0- 0

0- 0

AWAY

1- 0

2- 0

0- 0

1- 2

0- 1

0- 0

NEUTRAL

0- 1

1- 0

0- 0

6- 6

0- 2

3- 1

CONFERENCE

2- 3

1- 0

1- 0

5- 1

0- 0

3- 0

HOME

1- 1

1- 0

1- 0

1- 5

0- 2

0- 1

AWAY

1- 2

0- 0

0- 0

0- 0

0- 0

0- 0

NEUTRAL

0- 0

0- 0

0- 0

RPI 1-25

Team's RPI: 18

RPI 26-50

RPI 51-100

RPI 101+

RPI	S	Opponent	Score
5	A	Ohio St.	68 90
14	A	Maryland	60 88
17	N	South Carolina	68 78
22	H	NC State	57 53

RPI	S	Opponent	Score
30	H	Virginia	52 43
35	H	Michigan	63 56
40	A	Purdue	33 47
40	H	Purdue	58 50
46	H	Princeton	70 50
47	H	Minnesota	80 70
49	H	Houston	75 57

RPI	S	Opponent	Score
58	H	Nebraska	42 52
61	A	Michigan St.	61 58
73	A	Indiana	58 64
76	A	Penn St.	67 70
76	H	Penn St.	70 65
77	A	James Madison	76 63
82	N	Washington St.	60 63
95	H	Seton Hall	70 45

RPI	S	Opponent	Score
104	H	Wake Forest	65 51
107	N	Western Mich.	75 64
179	A	Temple	84 67
180	A	Charlotte	77 54
197	H	Siena	59 47
206	H	Illinois	76 37
266	H	Fairleigh Dickinson	101 35

LAST 12 Division I GAMES:

5	A	Ohio St.	68 90	47	H	Minnesota	80 70
35	H	Michigan	63 56	40	A	Purdue	33 47
14	A	Maryland	60 88	76	H	Penn St.	70 65
73	A	Indiana	58 64	206	H	Illinois	76 37
58	H	Nebraska	42 52	61	A	Michigan St.	61 58
76	A	Penn St.	67 70	40	H	Purdue	58 50

Non-Div I Games:

Rutgers

Average RPI Win:	259	WON-LOST	WINNING	LAST 10	STRENGTH OF	OPP. STRENGTH	TEAM	ADJ.	CONF.	ADJ CONF.
Average RPI Loss:	164	RECORD	PCT. RANK	GAMES	SCHEDULE	OF SCHEDULE	RPI	RPI	RPI	RPI
DIV. I ONLY	14- 4	39	9- 1	328	295	127	127	25	25	
DIV. I NON-CONF.	4- 3	143	0- 0	261	317	156	156	25	25	

TOTALS	RPI 1-25	RPI 26-50	W-L RECORDS	RPI 51-100	RPI 101-999	RPI 201+				
14- 4	0- 0	0- 0	OVERALL	1- 1	13- 3	12- 2				
8- 0	0- 0	0- 0	HOME	1- 0	7- 0	6- 0				
4- 4	0- 0	0- 0	AWAY	0- 1	4- 3	4- 2				
2- 0	0- 0	0- 0	NEUTRAL	0- 0	2- 0	2- 0				
4- 3	0- 0	0- 0	NON-CONFERENCE	1- 1	3- 2	3- 2				
2- 0	0- 0	0- 0	HOME	1- 0	1- 0	1- 0				
0- 3	0- 0	0- 0	AWAY	0- 1	0- 2	0- 2				
2- 0	0- 0	0- 0	NEUTRAL	0- 0	2- 0	2- 0				
10- 1	0- 0	0- 0	CONFERENCE	0- 0	10- 1	9- 0				
6- 0	0- 0	0- 0	HOME	0- 0	6- 0	5- 0				
4- 1	0- 0	0- 0	AWAY	0- 0	4- 1	4- 0				
0- 0	0- 0	0- 0	NEUTRAL	0- 0	0- 0	0- 0				

S

F

A

RPI 1-25				RPI 26-50				RPI 51-100				RPI 101+				Team's RPI: 127
RPI	S	Opponent	Score	RPI	S	Opponent	Score	RPI	S	Opponent	Score	RPI	S	Opponent	Score	
								72	H	South Dakota	77 55	109	A	Lamar University	65	79
								88	A	Kansas St.	49 74	129	H	Central Ark.	59	46
												216	H	Abilene Christian	66	55
												225	A	New Orleans	74	67
												226	A	Montana	52	60
												232	A	Montana St.	54	59
												248	A	Nicholls St.	86	73
												261	H	McNeese	73	58
												276	N	Alcorn	83	79
												289	H	Southeastern La.	79	67
												301	H	Coppin St.	72	59
												315	H	Incarinate Word	60	49
												317	N	Alabama St.	77	50
												318	A	Houston Baptist	76	54
												320	A	Northwestern St.	70	62
												332	H	Sam Houston St.	75	53
LAST 12 Division I GAMES:																
261	H	McNeese	73 58	315	H	Incarinate Word	60 49									
109	A	Lamar University	65 79	225	A	New Orleans	74 67									
318	A	Houston Baptist	76 54	320	A	Northwestern St.	70 62									
332	H	Sam Houston St.	75 53	248	A	Nicholls St.	86 73									
129	H	Central Ark.	59 46	289	H	Southeastern La.	79 67									
216	H	Abilene Christian	66 55	232	A	Montana St.	54 59									

S

F

A

Non-Div I Games: Howard Payne 105 35 Central Baptist 97 34 Tex. A&M-Commerce 83 61 Cent. Christian (KS) 105 32 SFA

S
I
U
E

SIUE				Through Games Of Feb. 8, 2018						
Average RPI Win:	255	WON-LOST	WINNING	LAST 10	STRENGTH OF	OPP. STRENGTH	TEAM	ADJ.	CONF.	ADJ CONF.
Average RPI Loss:	106	RECORD	PCT. RANK	GAMES	SCHEDULE	OF SCHEDULE	RPI	RPI	RPI	RPI
DIV. I ONLY	14- 10	122	8- 2	172	222	143	143	26	26	
DIV. I NON-CONF.	3- 8	268	0- 0	90	56	221	221	27	27	

TOTALS	RPI 1-25	RPI 26-50	W-L RECORDS	RPI 51-100	RPI 101-999	RPI 201+				
14- 10	0- 1	0- 2	OVERALL	0- 3	14- 4	11- 2				
8- 4	0- 0	0- 1	HOME	0- 1	8- 2	6- 0				
6- 5	0- 1	0- 1	AWAY	0- 2	6- 1	5- 1				
0- 1	0- 0	0- 0	NEUTRAL	0- 0	0- 1	0- 1				
3- 8	0- 1	0- 2	NON-CONFERENCE	0- 1	3- 4	1- 2				
2- 3	0- 0	0- 1	HOME	0- 0	2- 2	1- 0				
1- 4	0- 1	0- 1	AWAY	0- 1	1- 1	0- 1				
0- 1	0- 0	0- 0	NEUTRAL	0- 0	0- 1	0- 1				
11- 2	0- 0	0- 0	CONFERENCE	0- 2	11- 0	10- 0				
6- 1	0- 0	0- 0	HOME	0- 1	6- 0	5- 0				
5- 1	0- 0	0- 0	AWAY	0- 1	5- 0	5- 0				
0- 0	0- 0	0- 0	NEUTRAL	0- 0	0- 0	0- 0				

S
I
U
E

RPI 1-25				RPI 26-50				RPI 51-100				RPI 101+ Team's RPI: 143			
RPI	S	Opponent	Score	RPI	S	Opponent	Score	RPI	S	Opponent	Score	RPI	S	Opponent	Score
19	A	Missouri	48 78	27	H	Central Mich.	56 94	58	A	Nebraska	53 62	102	H	Saint Louis	79 72
				38	A	FGCU	49 66	70	A	Belmont	64 86	126	H	Northern Ill.	75 86
								70	H	Belmont	55 72	145	A	Southern Ill.	57 53
												169	H	Stetson	61 65
												201	H	UT Martin	73 70
												202	H	Jacksonville St.	65 41
												204	A	Morehead St.	66 51
												221	H	Southeast Mo. St.	65 57
												222	N	Akron	58 59
												239	A	Austin Peay	61 38
												265	A	Illinois St.	47 62
												298	A	Murray St.	75 70
												309	H	Tennessee Tech	65 58
												312	H	Air Force	76 40
												322	A	Eastern Ky.	62 60
												333	A	Tennessee St.	88 76
												333	H	Tennessee St.	74 63
												345	H	Eastern Ill.	62 52
LAST 12 Division I GAMES:															
345	H	Eastern Ill.	62 52	221	H	Southeast Mo. St.	65 57	333	H	Tennessee St.	74 63				
202	H	Jacksonville St.	65 41	70	H	Belmont	55 72	204	A	Morehead St.	66 51				
309	H	Tennessee Tech	65 58					322	A	Eastern Ky.	62 60				
70	A	Belmont	64 86					298	A	Murray St.	75 70				
333	A	Tennessee St.	88 76												
201	H	UT Martin	73 70												

Non-Div I Games:

SIUE

SMU											
Average RPI	Win:	211	WON-LOST	WINNING	LAST 10	STRENGTH OF	OPP. STRENGTH	TEAM	ADJ.	CONF.	ADJ CONF.
Average RPI	Loss:	115	RECORD	PCT. RANK	GAMES	SCHEDULE	OF SCHEDULE	RPI	RPI	RPI	RPI
DIV. I ONLY			9- 15	241	3- 7	103	108	212	212	8	8
DIV. I NON-CONF.			6- 7	184	0- 1	133	178	168	168	7	7

TOTALS	RPI 1-25		RPI 26-50		W-L RECORDS	RPI 51-100		RPI 101-999		RPI 201+	
9- 15	0- 1		0- 5		OVERALL	0- 1		9- 8		6- 2	
8- 4	0- 0		0- 2		HOME	0- 1		8- 1		5- 0	
0- 11	0- 1		0- 3		AWAY	0- 0		0- 7		0- 2	
1- 0	0- 0		0- 0		NEUTRAL	0- 0		1- 0		1- 0	
6- 7	0- 1		0- 1		NON-CONFERENCE	0- 1		6- 4		5- 1	
5- 1	0- 0		0- 0		HOME	0- 1		5- 0		4- 0	
0- 6	0- 1		0- 1		AWAY	0- 0		0- 4		0- 1	
1- 0	0- 0		0- 0		NEUTRAL	0- 0		1- 0		1- 0	
3- 8	0- 0		0- 4		CONFERENCE	0- 0		3- 4		1- 1	
3- 3	0- 0		0- 2		HOME	0- 0		3- 1		1- 0	
0- 5	0- 0		0- 2		AWAY	0- 0		0- 3		0- 1	
0- 0	0- 0		0- 0		NEUTRAL	0- 0		0- 0		0- 0	

RPI 1-25				RPI 26-50				RPI 51-100				RPI 101+ Team's RPI: 212			
RPI	S	Opponent	Score	RPI	S	Opponent	Score	RPI	S	Opponent	Score	RPI	S	Opponent	Score
15	A	Texas A&M	57 79	29	A	Oklahoma	75 87	62	H	TCU	58 64	105	A	Alabama	44 59
				48	A	UCF	43 58					137	H	Loyola Marymount	63 60
				48	H	UCF	42 60					138	H	Cincinnati	40 58
				49	A	Houston	56 60					171	A	Wichita St.	43 66
				49	H	Houston	75 85					179	A	Temple	52 55
												179	H	Temple	60 56
												182	H	Tulsa	74 70
												185	A	Nevada	72 80
												194	A	UT Arlington	55 58
												208	A	East Carolina	47 76
												208	H	East Carolina	65 51
												216	H	Abilene Christian	65 44
												229	H	CSU Bakersfield	41 29
												235	N	UC Riverside	73 51
												242	A	North Texas	40 47
												248	H	Nicholls St.	68 61
												261	H	McNeese	65 59

LAST 12 Division I GAMES:															
182	H	Tulsa	74 70	171	A	Wichita St.	43 66								
208	A	East Carolina	47 76	208	H	East Carolina	65 51								
179	H	Temple	60 56	179	A	Temple	52 55								
49	A	Houston	56 60	48	H	UCF	42 60								
138	H	Cincinnati	40 58	49	H	Houston	75 85								
48	A	UCF	43 58	15	A	Texas A&M	57 79								

Non-Div I Games:

SMU

Average RPI	Win:	207	WON-LOST	WINNING	LAST 10	STRENGTH OF	OPP. STRENGTH	TEAM	ADJ.	CONF.	ADJ CONF.
Average RPI	Loss:	143	RECORD	PCT. RANK	GAMES	SCHEDULE	OF SCHEDULE	RPI	RPI	RPI	RPI
DIV. I ONLY		3- 18		322	2- 8	89	205	277	277	19	19
DIV. I NON-CONF.		1- 9		318	0- 1	63	69	244	244	14	14

TOTALS	RPI 1-25		RPI 26-50		W-L RECORDS	RPI 51-100		RPI 101-999		RPI 201+	
3- 18	0- 0		0- 2		OVERALL	0- 2		3- 14		2- 3	
2- 4	0- 0		0- 0		HOME	0- 0		2- 4		1- 0	
0- 12	0- 0		0- 1		AWAY	0- 2		0- 9		0- 3	
1- 2	0- 0		0- 1		NEUTRAL	0- 0		1- 1		1- 0	
1- 9	0- 0		0- 2		NON-CONFERENCE	0- 2		1- 5		1- 1	
0- 0	0- 0		0- 0		HOME	0- 0		0- 0		0- 0	
0- 7	0- 0		0- 1		AWAY	0- 2		0- 4		0- 1	
1- 2	0- 0		0- 1		NEUTRAL	0- 0		1- 1		1- 0	
2- 9	0- 0		0- 0		CONFERENCE	0- 0		2- 9		1- 2	
2- 4	0- 0		0- 0		HOME	0- 0		2- 4		1- 0	
0- 5	0- 0		0- 0		AWAY	0- 0		0- 5		0- 2	
0- 0	0- 0		0- 0		NEUTRAL	0- 0		0- 0		0- 0	

RPI 1-25				RPI 26-50				RPI 51-100				RPI 101+ Team's RPI: 277			
RPI	S	Opponent	Score	RPI	S	Opponent	Score	RPI	S	Opponent	Score	RPI	S	Opponent	Score
				31	A	Arizona St.	58 106	53	A	West Virginia	47 101	106	A	Kentucky	70 101
				42	N	Miami (FL)	56 82	64	A	UC Davis	72 79	126	N	Northern Ill.	75 84
												149	A	Portland St.	73 74
												149	H	Portland St.	72 81
												154	A	Idaho	66 101
												154	H	Idaho	79 64
												159	H	Weber St.	56 78
												163	A	San Francisco	76 90
												165	H	Idaho St.	71 85
												185	A	Nevada	68 95
												186	A	Eastern Wash.	76 83
												186	H	Eastern Wash.	72 83
												204	A	Morehead St.	71 75
												226	A	Montana	59 68
												232	A	Montana St.	50 85
												232	H	Montana St.	88 77
												235	N	UC Riverside	99 72

LAST 12 Division I GAMES:															
				232	H	Montana St.	88 77	232	A	Montana St.	50 85				
				154	A	Idaho	66 101	226	A	Montana	59 68				
				186	A	Eastern Wash.	76 83	186	H	Eastern Wash.	72 83				
				149	H	Portland St.	72 81	154	H	Idaho	79 64				
				165	H	Idaho St.	71 85	149	A	Portland St.	73 74				
				159	H	Weber St.	56 78	126	N	Northern Ill.	75 84				

Non-Div I Games: Antelope Valley 95 62

Sacramento St.

Average RPI Win:	261	WON-LOST	WINNING	LAST 10	STRENGTH OF	OPP. STRENGTH	TEAM	ADJ.	CONF.	ADJ CONF.
Average RPI Loss:	205	RECORD	PCT. RANK	GAMES	SCHEDULE	OF SCHEDULE	RPI	RPI	RPI	RPI
DIV. I ONLY	7- 15	269	3- 7	303	299	286	286	29	29	
DIV. I NON-CONF.	4- 7	226	0- 1	201	267	243	243	29	29	

TOTALS	RPI 1-25	RPI 26-50	W-L RECORDS	RPI 51-100	RPI 101-999	RPI 201+				
7- 15	0- 1	0- 0	OVERALL	0- 1	7- 13	5- 8				
3- 6	0- 0	0- 0	HOME	0- 0	3- 6	1- 3				
4- 9	0- 1	0- 0	AWAY	0- 1	4- 7	4- 5				
0- 0	0- 0	0- 0	NEUTRAL	0- 0	0- 0	0- 0				
4- 7	0- 1	0- 0	NON-CONFERENCE	0- 1	4- 5	2- 2				
3- 2	0- 0	0- 0	HOME	0- 0	3- 2	1- 1				
1- 5	0- 1	0- 0	AWAY	0- 1	1- 3	1- 1				
0- 0	0- 0	0- 0	NEUTRAL	0- 0	0- 0	0- 0				
3- 8	0- 0	0- 0	CONFERENCE	0- 0	3- 8	3- 6				
0- 4	0- 0	0- 0	HOME	0- 0	0- 4	0- 2				
3- 4	0- 0	0- 0	AWAY	0- 0	3- 4	3- 4				
0- 0	0- 0	0- 0	NEUTRAL	0- 0	0- 0	0- 0				

RPI 1-25				RPI 26-50				RPI 51-100				RPI 101+ Team's RPI: 286			
RPI	S	Opponent	Score	RPI	S	Opponent	Score	RPI	S	Opponent	Score	RPI	S	Opponent	Score
6	A	Florida St.	52 101					69	A	Harvard	62 70	116	A	Brown	77 102
												132	H	Saint Francis (PA)	48 89
												153	H	Robert Morris	57 91
												161	H	Lehigh	65 55
												178	H	New Hampshire	47 74
												188	H	Providence	78 75
												197	A	Siena	57 62
												230	H	Hofstra	81 86
												252	H	Manhattan	65 61
												266	A	Fairleigh Dickinson	59 69
												274	A	St. Francis Brooklyn	48 63
												279	A	LIU Brooklyn	50 46
												282	A	Bryant	56 60
												282	H	Bryant	73 81
												284	A	Mt. St. Mary's	82 52
												293	A	Central Conn. St.	59 69
												293	H	Central Conn. St.	71 73
												300	A	Monmouth	64 69
												323	A	Wagner	72 55
												343	A	Florida A&M	73 68
LAST 12 Division I GAMES:															
282	A	Bryant	56 60	293	A	Central Conn. St.	59 69								
293	H	Central Conn. St.	71 73	323	A	Wagner	72 55								
274	A	St. Francis Brooklyn	48 63	284	A	Mt. St. Mary's	82 52								
279	A	LIU Brooklyn	50 46	153	H	Robert Morris	57 91								
266	A	Fairleigh Dickinson	59 69	132	H	Saint Francis (PA)	48 89								
282	H	Bryant	73 81	178	H	New Hampshire	47 74								

Non-Div I Games:

Sacred Heart

Average RPI Win:	261	WON-LOST	WINNING	LAST 10	STRENGTH OF	OPP. STRENGTH	TEAM	ADJ.	CONF.	ADJ CONF.
Average RPI Loss:	129	RECORD	PCT. RANK	GAMES	SCHEDULE	OF SCHEDULE	RPI	RPI	RPI	RPI
DIV. I ONLY	13- 8	110	9- 1	206	288	132	132	29	29	
DIV. I NON-CONF.	4- 7	226	1- 1	173	160	190	190	29	29	

TOTALS	RPI 1-25	RPI 26-50	W-L RECORDS	RPI 51-100	RPI 101-999	RPI 201+				
13- 8	0- 0	0- 1	OVERALL	0- 2	13- 5	10- 1				
7- 1	0- 0	0- 0	HOME	0- 0	7- 1	5- 0				
5- 6	0- 0	0- 1	AWAY	0- 2	5- 2	4- 0				
1- 1	0- 0	0- 0	NEUTRAL	0- 0	1- 1	1- 1				
4- 7	0- 0	0- 1	NON-CONFERENCE	0- 2	4- 4	2- 1				
1- 1	0- 0	0- 0	HOME	0- 0	1- 1	0- 0				
2- 5	0- 0	0- 1	AWAY	0- 2	2- 2	1- 0				
1- 1	0- 0	0- 0	NEUTRAL	0- 0	1- 1	1- 1				
9- 1	0- 0	0- 0	CONFERENCE	0- 0	9- 1	8- 0				
6- 0	0- 0	0- 0	HOME	0- 0	6- 0	5- 0				
3- 1	0- 0	0- 0	AWAY	0- 0	3- 1	3- 0				
0- 0	0- 0	0- 0	NEUTRAL	0- 0	0- 0	0- 0				

RPI 1-25				RPI 26-50				RPI 51-100				RPI 101+				Team's RPI: 132	
RPI	S	Opponent	Score	RPI	S	Opponent	Score	RPI	S	Opponent	Score	RPI	S	Opponent	Score		
				39	A	Gonzaga	74 97	55	A	Duquesne	68 87	138	A	Cincinnati	77 73		
								63	A	Toledo	66 74	139	H	William & Mary	86 92		
												153	A	Robert Morris	62 63		
												153	H	Robert Morris	68 47		
												174	A	Boise St.	59 87		
												189	A	Columbia	81 94		
												200	H	Youngstown St.	79 65		
												221	N	Southeast Mo. St.	50 82		
												266	A	Fairleigh Dickinson	80 56		
												274	H	St. Francis Brooklyn	90 75		
												279	H	LIU Brooklyn	101 71		
												282	H	Bryant	87 69		
												284	H	Mt. St. Mary's	92 88		
												286	A	Sacred Heart	89 48		
												293	H	Central Conn. St.	87 59		
												302	N	Old Dominion	79 68		
												314	A	Portland	106 101		
												323	A	Wagner	79 76		
LAST 12 Division I GAMES:																	
				153	H	Robert Morris	68 47					279	H	LIU Brooklyn	101 71		
				282	H	Bryant	87 69					274	H	St. Francis Brooklyn	90 75		
				293	H	Central Conn. St.	87 59					266	A	Fairleigh Dickinson	80 56		
				323	A	Wagner	79 76					286	A	Sacred Heart	89 48		
				284	H	Mt. St. Mary's	92 88					174	A	Boise St.	59 87		
				153	A	Robert Morris	62 63					314	A	Portland	106 101		

Non-Div I Games: Seton Hill 103 71

Saint Francis (PA)

Average RPI Win:	248	WON-LOST	WINNING	LAST 10	STRENGTH OF	OPP. STRENGTH	TEAM	ADJ.	CONF.	ADJ CONF.
Average RPI Loss:	119	RECORD	PCT. RANK	GAMES	SCHEDULE	OF SCHEDULE	RPI	RPI	RPI	RPI
DIV. I ONLY	11- 12	190	5- 5	201	172	192	192	12	12	
DIV. I NON-CONF.	5- 7	212	0- 1	156	184	174	174	10	10	

TOTALS	RPI 1-25	RPI 26-50	W-L RECORDS	RPI 51-100	RPI 101-999	RPI 201+				
11- 12	0- 1	0- 2	OVERALL	1- 3	10- 6	9- 2				
5- 5	0- 0	0- 1	HOME	0- 3	5- 1	5- 0				
6- 6	0- 1	0- 0	AWAY	1- 0	5- 5	4- 2				
0- 1	0- 0	0- 1	NEUTRAL	0- 0	0- 0	0- 0				
5- 7	0- 1	0- 1	NON-CONFERENCE	1- 2	4- 3	3- 1				
2- 2	0- 0	0- 0	HOME	0- 2	2- 0	2- 0				
3- 4	0- 1	0- 0	AWAY	1- 0	2- 3	1- 1				
0- 1	0- 0	0- 1	NEUTRAL	0- 0	0- 0	0- 0				
6- 5	0- 0	0- 1	CONFERENCE	0- 1	6- 3	6- 1				
3- 3	0- 0	0- 1	HOME	0- 1	3- 1	3- 0				
3- 2	0- 0	0- 0	AWAY	0- 0	3- 2	3- 1				
0- 0	0- 0	0- 0	NEUTRAL	0- 0	0- 0	0- 0				

RPI 1-25				RPI 26-50				RPI 51-100				RPI 101+				Team's RPI: 192
RPI	S	Opponent	Score	RPI	S	Opponent	Score	RPI	S	Opponent	Score	RPI	S	Opponent	Score	
25	A	Villanova	44 79	45	H	Dayton	59 65	55	H	Duquesne	42 61	102	A	Saint Louis	73 96	
				46	N	Princeton	54 63	56	H	Drexel	58 65	112	H	George Mason	57 65	
								77	A	James Madison	73 66	133	A	Bucknell	77 53	
								86	H	Penn	50 57	170	A	Florida	51 71	
												179	A	Temple	66 69	
												209	H	Richmond	81 72	
												224	A	La Salle	75 64	
												238	A	Niagara	93 69	
												243	A	St. Bonaventure	70 64	
												263	A	Towson	66 90	
												287	A	Massachusetts	84 79	
												292	A	VCU	54 56	
												292	H	VCU	79 41	
												331	H	Rhode Island	64 46	
												344	H	Saint Peter's	87 58	
												345	H	Eastern Ill.	80 62	

LAST 12 Division I GAMES:																
331	H	Rhode Island	64 46	287	A	Massachusetts	84 79									
112	H	George Mason	57 65	209	H	Richmond	81 72									
292	A	VCU	54 56	45	H	Dayton	59 65									
224	A	La Salle	75 64	243	A	St. Bonaventure	70 64									
55	H	Duquesne	42 61	292	H	VCU	79 41									
102	A	Saint Louis	73 96	170	A	Florida	51 71									

Non-Div I Games:

Saint Joseph's

Average RPI Win:	179	WON-LOST	WINNING	LAST 10	STRENGTH OF	OPP. STRENGTH	TEAM	ADJ.	CONF.	ADJ CONF.
Average RPI Loss:	92	RECORD	PCT. RANK	GAMES	SCHEDULE	OF SCHEDULE	RPI	RPI	RPI	RPI
DIV. I ONLY	13- 11	148	6- 4	90	94	102	102	12	12	
DIV. I NON-CONF.	6- 7	184	1- 0	102	35	138	138	10	10	

TOTALS	RPI 1-25	RPI 26-50	W-L RECORDS	RPI 51-100	RPI 101-999	RPI 201+				
13- 11	0- 2	0- 2	OVERALL	2- 2	11- 5	5- 1				
8- 2	0- 0	0- 0	HOME	1- 0	7- 2	3- 0				
3- 8	0- 1	0- 1	AWAY	1- 1	2- 1	2- 0				
2- 1	0- 0	0- 1	NEUTRAL	0- 0	2- 0	0- 0				
6- 7	0- 2	0- 1	NON-CONFERENCE	0- 1	6- 3	2- 0				
3- 2	0- 0	0- 0	HOME	0- 0	3- 2	1- 0				
1- 4	0- 2	0- 0	AWAY	0- 1	1- 1	1- 0				
2- 1	0- 0	0- 1	NEUTRAL	0- 0	2- 0	0- 0				
7- 4	0- 0	0- 1	CONFERENCE	2- 1	5- 2	3- 1				
5- 0	0- 0	0- 0	HOME	1- 0	4- 0	2- 0				
2- 4	0- 0	0- 1	AWAY	1- 1	1- 2	1- 1				
0- 0	0- 0	0- 0	NEUTRAL	0- 0	0- 0	0- 0				

RPI 1-25				RPI 26-50				RPI 51-100				RPI 101+ Team's RPI: 102			
RPI	S	Opponent	Score	RPI	S	Opponent	Score	RPI	S	Opponent	Score	RPI	S	Opponent	Score
19	A	Missouri	58 70	26	N	LSU	59 71	74	A	Fordham	63 66	112	A	George Mason	72 81
24	A	DePaul	78 86	45	A	Dayton	76 101	74	H	Fordham	91 85	113	H	Little Rock	48 45
								82	A	Washington St.	63 85	122	N	Ole Miss	79 64
								94	A	George Washington	72 69	123	H	Vanderbilt	69 74
												131	N	Cleveland St.	80 64
												137	H	Loyola Marymount	60 62
												143	A	SIUE	72 79
												157	H	Davidson	88 72
												182	H	Tulsa	77 66
												192	H	Saint Joseph's	96 73
												209	A	Richmond	79 61
												224	A	La Salle	76 87
												243	H	St. Bonaventure	78 55
												257	A	Indiana St.	60 59
												264	H	Lipscomb	101 57
												287	H	Massachusetts	64 63

LAST 12 Division I GAMES:															
224	A	La Salle	76 87	287	H	Massachusetts	64 63								
157	H	Davidson	88 72	45	A	Dayton	76 101								
74	H	Fordham	91 85	74	A	Fordham	63 66								
94	A	George Washington	72 69	209	A	Richmond	79 61								
112	A	George Mason	72 81	243	H	St. Bonaventure	78 55								
192	H	Saint Joseph's	96 73	182	H	Tulsa	77 66								

Non-Div I Games:

Saint Louis

Average RPI Win:	172	WON-LOST	WINNING	LAST 10	STRENGTH OF	OPP. STRENGTH	TEAM	ADJ.	CONF.	ADJ CONF.
Average RPI Loss:	108	RECORD	PCT. RANK	GAMES	SCHEDULE	OF SCHEDULE	RPI	RPI	RPI	RPI
DIV. I ONLY	15- 9	106	6- 4	91	110	84	84	13	13	
DIV. I NON-CONF.	7- 4	102	0- 0	64	39	56	56	11	11	

TOTALS	RPI 1-25	RPI 26-50	W-L RECORDS	RPI 51-100	RPI 101-999	RPI 201+				
15- 9	0- 0	0- 3	OVERALL	2- 2	13- 4	5- 1				
9- 3	0- 0	0- 1	HOME	2- 1	7- 1	4- 0				
4- 6	0- 0	0- 2	AWAY	0- 1	4- 3	1- 1				
2- 0	0- 0	0- 0	NEUTRAL	0- 0	2- 0	0- 0				
7- 4	0- 0	0- 2	NON-CONFERENCE	2- 2	5- 0	1- 0				
4- 1	0- 0	0- 0	HOME	2- 1	2- 0	1- 0				
1- 3	0- 0	0- 2	AWAY	0- 1	1- 0	0- 0				
2- 0	0- 0	0- 0	NEUTRAL	0- 0	2- 0	0- 0				
8- 5	0- 0	0- 1	CONFERENCE	0- 0	8- 4	4- 1				
5- 2	0- 0	0- 1	HOME	0- 0	5- 1	3- 0				
3- 3	0- 0	0- 0	AWAY	0- 0	3- 3	1- 1				
0- 0	0- 0	0- 0	NEUTRAL	0- 0	0- 0	0- 0				

RPI 1-25				RPI 26-50				RPI 51-100				Team's RPI : 84				RPI 101+			
RPI	S	Opponent	Score	RPI	S	Opponent	Score	RPI	S	Opponent	Score	RPI	S	Opponent	Score	RPI	S	Opponent	Score
				34	A	Cal i forn i a	80 87	64	H	UC Dav i s	50 74	119	A	BYU	54 63				
				39	H	Gonzaga	65 73	73	H	I nd i ana	88 82	119	H	BYU	57 49				
				40	A	Purdue	60 70	82	H	Washi ngton St.	81 75	137	A	Loyol a Marymount	57 69				
								87	A	Utah	63 74	137	H	Loyol a Marymount	65 75				
												147	A	Paci fi c	70 69				
												147	H	Paci fi c	96 88				
												151	H	Cal Poly	82 64				
												163	A	San Franci sco	73 59				
												174	A	Boi se St.	74 72				
												186	N	Eastern Wash.	76 56				
												201	N	UT Mart in	69 58				
												203	A	San Di ego	75 53				
												203	H	San Di ego	66 57				
												213	H	UC Santa Barbara	89 59				
												241	H	Pepperdi ne	75 62				
												278	H	Santa Clara	59 46				
												314	A	Portl and	65 68				
LAST 12 Di vi si on I GAMES:																			
				137	H	Loyol a Marymount	65 75	39	H	Gonzaga	65 73								
				203	H	San Di ego	66 57	241	H	Pepperdi ne	75 62								
				163	A	San Franci sco	73 59	278	H	Santa Clara	59 46								
				314	A	Portl and	65 68	203	A	San Di ego	75 53								
				119	A	BYU	54 63	147	A	Paci fi c	70 69								
				147	H	Paci fi c	96 88	119	H	BYU	57 49								

Non-Di v I Games:

Saint Mary's (CA)

Average RPI Win:	255	WON-LOST	WINNING	LAST 10	STRENGTH OF	OPP. STRENGTH	TEAM	ADJ.	CONF.	ADJ CONF.
Average RPI Loss:	238	RECORD	PCT. RANK	GAMES	SCHEDULE	OF SCHEDULE	RPI	RPI	RPI	RPI
DIV. I ONLY	4- 20	319	1- 9	339	336	344	344	28	28	
DIV. I NON-CONF.	3- 8	268	0- 0	311	345	323	323	26	26	

TOTALS	RPI 1-25	RPI 26-50	W-L RECORDS	RPI 51-100	RPI 101-999	RPI 201+				
4- 20	0- 0	0- 0	OVERALL	0- 2	4- 18	3- 14				
2- 8	0- 0	0- 0	HOME	0- 0	2- 8	2- 5				
1- 12	0- 0	0- 0	AWAY	0- 2	1- 9	1- 8				
1- 0	0- 0	0- 0	NEUTRAL	0- 0	1- 0	0- 0				
3- 8	0- 0	0- 0	NON-CONFERENCE	0- 1	3- 7	2- 5				
1- 3	0- 0	0- 0	HOME	0- 0	1- 3	1- 2				
1- 5	0- 0	0- 0	AWAY	0- 1	1- 4	1- 3				
1- 0	0- 0	0- 0	NEUTRAL	0- 0	1- 0	0- 0				
1- 12	0- 0	0- 0	CONFERENCE	0- 1	1- 11	1- 9				
1- 5	0- 0	0- 0	HOME	0- 0	1- 5	1- 3				
0- 7	0- 0	0- 0	AWAY	0- 1	0- 6	0- 6				
0- 0	0- 0	0- 0	NEUTRAL	0- 0	0- 0	0- 0				

RPI 1-25				RPI 26-50				RPI 51-100				RPI 101+ Team's RPI: 344			
RPI	S	Opponent	Score	RPI	S	Opponent	Score	RPI	S	Opponent	Score	RPI	S	Opponent	Score
								60	A	Qui nni pi ac	39 86	118	H	Yale	49 70
								95	A	Seton Hal l	49 91	130	N	Del aware	90 87
												166	H	Marist	53 86
												192	A	Saint Joseph's	58 87
												197	H	Si ena	59 62
												238	A	Ni agara	54 64
												238	H	Ni agara	52 87
												245	H	Lafayette	64 61
												252	A	Manhattan	64 76
												253	A	Fai rfi el d	41 62
												266	A	Fai rlei gh Di cki nson	59 69
												267	H	Ri der	52 57
												274	H	St. Franci s Brookl yn	49 64
												279	A	LIU Brookl yn	46 57
												287	A	Massachusetts	65 81
												296	A	Canis i us	49 52
												296	H	Canis i us	53 66
												300	A	Monmouth	44 51
												300	H	Monmouth	67 47
												338	A	I ona	42 52
												346	A	NJIT	59 52
												347	H	UMass Lowel l	60 66

LAST 12 Divi sion I GAMES:															
				296	A	Canis i us	49 52	296	H	Canis i us	53 66				
				238	A	Ni agara	54 64	253	A	Fai rfi el d	41 62				
				197	H	Si ena	59 62	60	A	Qui nni pi ac	39 86				
				338	A	I ona	42 52	300	A	Monmouth	44 51				
				300	H	Monmouth	67 47	166	H	Marist	53 86				
				238	H	Ni agara	52 87	267	H	Ri der	52 57				

Non-Div I Games:

Saint Peter's

Average RPI Win:	298	WON-LOST	WINNING	LAST 10	STRENGTH OF	OPP. STRENGTH	TEAM	ADJ.	CONF.	ADJ CONF.
Average RPI Loss:	195	RECORD	PCT. RANK	GAMES	SCHEDULE	OF SCHEDULE	RPI	RPI	RPI	RPI

DIV. I ONLY	2- 17	334	1- 9	198	344	332	332	25	25
DIV. I NON-CONF.	1- 6	306	0- 0	29	343	261	261	25	25

TOTALS	RPI 1-25	RPI 26-50	W-L RECORDS	RPI 51-100	RPI 101-999	RPI 201+			
2- 17	0- 0	0- 1	OVERALL	0- 1	2- 15	2- 9			
1- 8	0- 0	0- 0	HOME	0- 0	1- 8	1- 6			
1- 9	0- 0	0- 0	AWAY	0- 0	1- 0	1- 0			
0- 0	0- 0	0- 0	NEUTRAL	0- 0	0- 0	0- 0			
1- 6	0- 0	0- 1	NON-CONFERENCE	0- 1	1- 4	1- 1			
1- 3	0- 0	0- 0	HOME	0- 0	1- 3	1- 1			
0- 3	0- 0	0- 1	AWAY	0- 1	0- 1	0- 0			
0- 0	0- 0	0- 0	NEUTRAL	0- 0	0- 0	0- 0			
1- 11	0- 0	0- 0	CONFERENCE	0- 0	1- 11	1- 8			
0- 5	0- 0	0- 0	HOME	0- 0	0- 5	0- 5			
1- 6	0- 0	0- 0	AWAY	0- 0	1- 6	1- 3			
0- 0	0- 0	0- 0	NEUTRAL	0- 0	0- 0	0- 0			

RPI 1-25	RPI 26-50	RPI 51-100	RPI 101+	Team's RPI: 332
RPI S Opponent Score	RPI S Opponent Score	RPI S Opponent Score	RPI S Opponent Score	
	26 A LSU 58 71	92 A Arkansas 54 65	108 H Rice 50 79	
			109 A Lamar University 44 91	
			127 A SFA 53 75	
			129 A Central Ark. 44 69	
			146 H Texas St. 41 73	
			164 A Southern Miss. 38 58	
			216 A Abilene Christian 65 83	
			216 H Abilene Christian 72 75	
			250 H Texas Southern 58 77	
			258 A A&M-Corpus Christi 48 62	
			258 H A&M-Corpus Christi 57 67	
			261 H McNeese 63 66	
			289 A Southeastern La. 57 52	
			306 H Jackson St. 74 68	
			315 H Incarnate Word 49 56	
			318 H Houston Baptist 61 69	
			320 A Northwestern St. 60 63	
LAST 12 Division I GAMES:				
258 A A&M-Corpus Christi 48 62	320 A Northwestern St. 60 63			
216 H Abilene Christian 72 75	318 H Houston Baptist 61 69			
261 H McNeese 63 66	258 H A&M-Corpus Christi 57 67			
127 A SFA 53 75	315 H Incarnate Word 49 56			
289 A Southeastern La. 57 52	129 A Central Ark. 44 69			
109 A Lamar University 44 91	216 A Abilene Christian 65 83			

Non-Div I Games: Wiley 80 41 St. Thomas Houston 68 66

Sam Houston St.

Average RPI Win:	221	WON-LOST	WINNING	LAST 10	STRENGTH OF	OPP. STRENGTH	TEAM	ADJ.	CONF.	ADJ CONF.
Average RPI Loss:	107	RECORD	PCT. RANK	GAMES	SCHEDULE	OF SCHEDULE	RPI	RPI	RPI	RPI
DIV. I ONLY	11- 12	190	5- 5	100	159	167	167	17	17	
DIV. I NON-CONF.	7- 7	170	2- 1	54	137	117	117	16	16	

TOTALS	RPI 1-25	RPI 26-50	W-L RECORDS	RPI 51-100	RPI 101-999	RPI 201+				
11- 12	0- 2	1- 0	OVERALL	0- 5	10- 5	5- 1				
10- 2	0- 0	1- 0	HOME	0- 1	9- 1	5- 0				
0- 9	0- 0	0- 0	AWAY	0- 0	0- 0	0- 0				
1- 1	0- 0	0- 0	NEUTRAL	0- 0	1- 1	0- 0				
7- 7	0- 2	1- 0	NON-CONFERENCE	0- 3	6- 2	2- 0				
6- 1	0- 0	1- 0	HOME	0- 0	5- 1	2- 0				
0- 5	0- 2	0- 0	AWAY	0- 3	0- 0	0- 0				
1- 1	0- 0	0- 0	NEUTRAL	0- 0	1- 1	0- 0				
4- 5	0- 0	0- 0	CONFERENCE	0- 2	4- 3	3- 1				
4- 1	0- 0	0- 0	HOME	0- 1	4- 0	3- 0				
0- 4	0- 0	0- 0	AWAY	0- 1	0- 3	0- 1				
0- 0	0- 0	0- 0	NEUTRAL	0- 0	0- 0	0- 0				

RPI 1-25				RPI 26-50				RPI 51-100				RPI 101+ Team's RPI: 167			
RPI	S	Opponent	Score	RPI	S	Opponent	Score	RPI	S	Opponent	Score	RPI	S	Opponent	Score
6	A	Florida St.	62 87	48	H	UCF	58 51	57	H	Mercer	59 73	124	N	UTEP	33 46
20	A	Iowa	59 80					70	A	Bel mont	46 83	136	H	Col orado	60 71
								71	A	UAB	53 77	141	A	ETSU	48 76
								90	A	Chattanooga	58 68	164	H	Southern Mi ss.	61 56
								92	A	Arkansas	63 84	181	H	Troy	80 73
												181	N	Troy	82 76
												184	A	Furman	41 45
												184	H	Furman	62 58
												191	H	Hampton	66 61
												236	H	UNCG	56 48
												288	A	Wofford	46 58
												288	H	Wofford	81 77
												310	H	Western Caro.	62 54
												317	H	Al abama St.	58 39
												331	H	Rhode Island	67 37

LAST 12 Division I GAMES:															
184	H	Furman	62 58	57	H	Mercer	59 73	288	A	Wofford	46 58	184	A	Furman	41 45
288	H	Wofford	81 77	181	N	Troy	82 76	191	H	Hampton	66 61	181	N	Troy	82 76
141	A	ETSU	48 76	124	N	UTEP	33 46								
90	A	Chattanooga	58 68												
236	H	UNCG	56 48												
310	H	Western Caro.	62 54												

Non-Div I Games: AUM 59 46

Samford

Average RPI		WON-LOST RECORD	WINNING PCT. RANK	LAST 10 GAMES	STRENGTH OF SCHEDULE	OPP. STRENGTH OF SCHEDULE	TEAM RPI	ADJ. RPI	CONF. RPI	ADJ. CONF. RPI
W n: 221	Loss: 160	12- 11	162	4- 6	276	146	203	203	13	13
DIV. I ONLY										
DIV. I NON-CONF.		6- 4	122	0- 0	308	198	176	176	11	11
TOTALS		RPI 1-25	RPI 26-50	W-L RECORDS		RPI 51-100	RPI 101-999	RPI 201+		
12- 11	0- 0		1- 2	OVERALL		0- 2	11- 7	7- 5		
7- 4	0- 0		1- 1	HOME		0- 1	6- 2	5- 0		
4- 7	0- 0		0- 1	AWAY		0- 1	4- 5	2- 5		
1- 0	0- 0		0- 0	NEUTRAL		0- 0	1- 0	0- 0		
6- 4	0- 0		1- 1	NON-CONFERENCE		0- 0	5- 3	4- 3		
4- 0	0- 0		1- 0	HOME		0- 0	3- 0	3- 0		
1- 4	0- 0		0- 1	AWAY		0- 0	1- 3	1- 3		
1- 0	0- 0		0- 0	NEUTRAL		0- 0	1- 0	0- 0		
6- 7	0- 0		0- 1	CONFERENCE		0- 2	6- 4	3- 2		
3- 4	0- 0		0- 1	HOME		0- 1	3- 2	2- 0		
3- 3	0- 0		0- 0	AWAY		0- 1	3- 2	1- 2		
0- 0	0- 0		0- 0	NEUTRAL		0- 0	0- 0	0- 0		

RPI 1-25				RPI 26-50				RPI 51-100				RPI 101+				Team's RPI: 203	
RPI	S	Opponent	Score	RPI	S	Opponent	Score	RPI	S	Opponent	Score	RPI	S	Opponent	Score		
				34	A	Cal i forni a	64 89	84	A	Saint Mary's (CA)	57 66	119	H	BYU	70 69		
				39	H	Gonzaga	44 63	84	H	Saint Mary's (CA)	53 75	137	A	Loyol a Marymount	60 54		
				47	H	Minnesota	72 69					137	H	Loyol a Marymount	53 67		
												147	H	Paci fic	68 81		
												163	A	San Franci sco	60 54		
												174	N	Boise St.	72 52		
												210	A	Seattle U	73 80		
												213	A	UC Santa Barbara	71 58		
												241	A	Pepperdi ne	62 66		
												241	H	Pepperdi ne	79 53		
												255	A	Hawai i	63 64		
												256	A	San Diego St.	76 77		
												278	A	Santa Clara	50 59		
												291	H	UTSA	78 69		
												311	H	Southern Utah	72 59		
												314	A	Portland	75 60		
												314	H	Portland	59 52		
												327	H	Long Beach St.	74 40		
				LAST 12 Division I GAMES:													
				241	H	Pepperdi ne	79 53	314	A	Portland	75 60						
				84	A	Saint Mary's (CA)	57 66	137	A	Loyol a Marymount	60 54						
				39	H	Gonzaga	44 63	147	H	Paci fic	68 81						
				137	H	Loyol a Marymount	53 67	84	H	Saint Mary's (CA)	53 75						
				278	A	Santa Clara	50 59	314	H	Portland	59 52						
				119	H	BYU	70 69	241	A	Pepperdi ne	62 66						

San Di ego

Average RPI Win: **209**
 Average RPI Loss: **168**

WON-LOST
RECORD

WINNING
PCT. RANK

LAST 10
GAMES

STRENGTH OF
SCHEDULE

OPP. STRENGTH
OF SCHEDULE

TEAM
RPI

ADJ.
RPI

CONF.
RPI

ADJ CONF.
RPI

DIV. I ONLY	8- 13	239	2- 8	203	185	256	256	16	16
DIV. I NON-CONF.	5- 5	170	0- 1	256	281	246	246	15	15
<hr/>									
TOTALS	RPI 1-25	RPI 26-50	W-L RECORDS	RPI 51-100	RPI 101-999	RPI 201+			
8- 13	0- 0	0- 1	OVERALL	2- 2	6- 10	6- 4			
6- 6	0- 0	0- 0	HOME	2- 1	4- 5	4- 1			
2- 5	0- 0	0- 0	AWAY	0- 0	2- 5	2- 3			
0- 2	0- 0	0- 1	NEUTRAL	0- 1	0- 0	0- 0			
5- 5	0- 0	0- 1	NON-CONFERENCE	0- 1	5- 3	5- 2			
4- 2	0- 0	0- 0	HOME	0- 0	4- 2	4- 1			
1- 1	0- 0	0- 0	AWAY	0- 0	1- 1	1- 1			
0- 2	0- 0	0- 1	NEUTRAL	0- 1	0- 0	0- 0			
3- 8	0- 0	0- 0	CONFERENCE	2- 1	1- 7	1- 2			
2- 4	0- 0	0- 0	HOME	2- 1	0- 3	0- 0			
1- 4	0- 0	0- 0	AWAY	0- 0	1- 4	1- 2			
0- 0	0- 0	0- 0	NEUTRAL	0- 0	0- 0	0- 0			

RPI 1-25				RPI 26-50				RPI 51-100				RPI 101+ Team's RPI: 256			
RPI	S	Opponent	Score	RPI	S	Opponent	Score	RPI	S	Opponent	Score	RPI	S	Opponent	Score
				27	N	Central Mich.	76 85	79	H	Wyoming	68 62	121	A	Colorado St.	43 72
								81	H	New Mexico	97 89	121	H	Colorado St.	63 65
								91	H	UNLV	64 75	142	A	Fresno St.	53 64
								97	N	Tulane	46 80	142	H	Fresno St.	60 66
												174	H	Boise St.	70 86
												175	H	UC Irvine	65 67
												203	H	San Diego	77 76
												213	A	UC Santa Barbara	64 77
												214	H	CSUN	58 55
												251	A	San Jose St.	75 65
												254	H	Presbyterian	77 50
												278	H	Santa Clara	34 48
												283	A	Arizona	78 67
												297	A	Utah St.	58 62
												305	H	Cal St. Fullerton	59 58
												312	A	Air Force	51 61
<hr/>															
LAST 12 Division I GAMES:															
				142	H	Fresno St.	60 66	174	H	Boise St.	70 86				
				312	A	Air Force	51 61	251	A	San Jose St.	75 65				
				91	H	UNLV	64 75	121	H	Colorado St.	63 65				
				121	A	Colorado St.	43 72	297	A	Utah St.	58 62				
				81	H	New Mexico	97 89	79	H	Wyoming	68 62				
				142	A	Fresno St.	53 64	213	A	UC Santa Barbara	64 77				

Non-Div I Games: Hope Int'l 92 68

San Diego St.

Average RPI Win:	224	WON-LOST	WINNING	LAST 10	STRENGTH OF	OPP. STRENGTH	TEAM	ADJ.	CONF.	ADJ CONF.
Average RPI Loss:	105	RECORD	PCT. RANK	GAMES	SCHEDULE	OF SCHEDULE	RPI	RPI	RPI	RPI
DIV. I ONLY	12- 12	171	6- 4	150	117	163	163	13	13	
DIV. I NON-CONF.	5- 6	187	0- 0	81	89	137	137	11	11	

TOTALS	RPI 1-25	RPI 26-50	W-L RECORDS	RPI 51-100	RPI 101-999	RPI 201+				
12- 12	0- 1	0- 3	OVERALL	0- 3	12- 5	7- 2				
7- 5	0- 1	0- 1	HOME	0- 2	7- 1	4- 1				
4- 7	0- 0	0- 2	AWAY	0- 1	4- 4	3- 1				
1- 0	0- 0	0- 0	NEUTRAL	0- 0	1- 0	0- 0				
5- 6	0- 1	0- 1	NON-CONFERENCE	0- 2	5- 2	2- 0				
3- 2	0- 1	0- 0	HOME	0- 1	3- 0	1- 0				
1- 4	0- 0	0- 1	AWAY	0- 1	1- 2	1- 0				
1- 0	0- 0	0- 0	NEUTRAL	0- 0	1- 0	0- 0				
7- 6	0- 0	0- 2	CONFERENCE	0- 1	7- 3	5- 2				
4- 3	0- 0	0- 1	HOME	0- 1	4- 1	3- 1				
3- 3	0- 0	0- 1	AWAY	0- 0	3- 2	2- 1				
0- 0	0- 0	0- 0	NEUTRAL	0- 0	0- 0	0- 0				

RPI 1-25				RPI 26-50				RPI 51-100				RPI 101+ Team's RPI: 163			
RPI	S	Opponent	Score	RPI	S	Opponent	Score	RPI	S	Opponent	Score	RPI	S	Opponent	Score
12	H	Stanford	66 86	33	A	Northern Colo.	60 73	64	A	UC Davis	55 72	119	A	BYU	66 70
				39	A	Gonzaga	47 74	82	H	Washington St.	70 74	137	H	Loyola Marymount	78 60
				39	H	Gonzaga	57 81	84	H	Saint Mary's (CA)	59 73	142	H	Fresno St.	70 62
												147	A	Pacific	81 71
												151	A	Cal Poly	83 88
												151	H	Cal Poly	83 71
												153	N	Robert Morris	57 45
												194	A	UT Arlington	54 56
												203	H	San Diego	54 60
												241	A	Pepperdine	92 95
												241	H	Pepperdine	68 67
												251	A	San Jose St.	87 81
												277	H	Sacramento St.	90 76
												278	A	Santa Clara	58 54
												278	H	Santa Clara	64 47
												314	A	Portland	76 63
												314	H	Portland	84 75

LAST 12 Division I GAMES:															
				314	A	Portland	76 63	278	A	Santa Clara	58 54				
				278	H	Santa Clara	64 47	39	A	Gonzaga	47 74				
				84	H	Saint Mary's (CA)	59 73	137	H	Loyola Marymount	78 60				
				39	H	Gonzaga	57 81	241	H	Pepperdine	68 67				
				147	A	Pacific	81 71	119	A	BYU	66 70				
				241	A	Pepperdine	92 95	314	H	Portland	84 75				

Non-Div I Games:

San Francisco

Average RPI Win:	239	WON-LOST	WINNING	LAST 10	STRENGTH OF	OPP. STRENGTH	TEAM	ADJ.	CONF.	ADJ CONF.
Average RPI Loss:	129	RECORD	PCT. RANK	GAMES	SCHEDULE	OF SCHEDULE	RPI	RPI	RPI	RPI
DIV. I ONLY	5- 16	300	2- 8	116	121	251	251	16	16	
DIV. I NON-CONF.	2- 8	290	0- 0	96	143	251	251	15	15	

TOTALS	RPI 1-25	RPI 26-50	W-L RECORDS	RPI 51-100	RPI 101-999	RPI 201+				
5- 16	0- 1	0- 1	OVERALL	1- 5	4- 9	4- 2				
3- 7	0- 0	0- 0	HOME	1- 2	2- 5	2- 2				
2- 8	0- 1	0- 1	AWAY	0- 3	2- 3	2- 0				
0- 1	0- 0	0- 0	NEUTRAL	0- 0	0- 1	0- 0				
2- 8	0- 1	0- 1	NON-CONFERENCE	0- 1	2- 5	2- 1				
1- 4	0- 0	0- 0	HOME	0- 1	1- 3	1- 1				
1- 3	0- 1	0- 1	AWAY	0- 0	1- 1	1- 0				
0- 1	0- 0	0- 0	NEUTRAL	0- 0	0- 1	0- 0				
3- 8	0- 0	0- 0	CONFERENCE	1- 4	2- 4	2- 1				
2- 3	0- 0	0- 0	HOME	1- 1	1- 2	1- 1				
1- 5	0- 0	0- 0	AWAY	0- 3	1- 2	1- 0				
0- 0	0- 0	0- 0	NEUTRAL	0- 0	0- 0	0- 0				

RPI 1-25				RPI 26-50				RPI 51-100				RPI 101+ Team's RPI: 251			
RPI	S	Opponent	Score	RPI	S	Opponent	Score	RPI	S	Opponent	Score	RPI	S	Opponent	Score
7	A	UCLA	69 129	50	A	Oregon St.	62 110	58	H	Nebraska	55 81	121	A	Colorado St.	48 63
								79	A	Wyoming	46 58	147	A	Pacific	97 106
								81	A	New Mexico	62 92	149	H	Portland St.	78 90
								81	H	New Mexico	95 86	163	H	San Francisco	81 87
								91	A	UNLV	60 79	174	H	Boise St.	80 112
								91	H	UNLV	53 80	185	A	Nevada	63 91
												191	N	Hampton	73 81
												214	H	CSUN	59 76
												229	H	CSU Bakersfield	67 57
												256	H	San Diego St.	65 75
												278	A	Santa Clara	71 66
												297	H	Utah St.	79 66
												312	A	Air Force	75 74

LAST 12 Division I GAMES:															
81	A	New Mexico	62 92	256	H	San Diego St.	65 75	81	H	New Mexico	95 86				
91	H	UNLV	53 80	91	A	UNLV	60 79								
79	A	Wyoming	46 58	121	A	Colorado St.	48 63								
174	H	Boise St.	80 112	297	H	Utah St.	79 66								
185	A	Nevada	63 91	58	H	Nebraska	55 81								
312	A	Air Force	75 74												

Non-Div I Games: Southern Ore. 89 87

San Jose St.

Average RPI Win:	257	WON-LOST	WINNING	LAST 10	STRENGTH OF	OPP. STRENGTH	TEAM	ADJ.	CONF.	ADJ CONF.
Average RPI Loss:	149	RECORD	PCT. RANK	GAMES	SCHEDULE	OF SCHEDULE	RPI	RPI	RPI	RPI
DIV. I ONLY	6- 17	290	3- 7	233	140	278	278	13	13	
DIV. I NON-CONF.	3- 7	254	0- 0	321	172	298	298	11	11	

TOTALS	RPI 1-25	RPI 26-50	W-L RECORDS	RPI 51-100	RPI 101-999	RPI 201+				
6- 17	0- 0	0- 3	OVERALL	0- 2	6- 12	6- 4				
3- 8	0- 0	0- 2	HOME	0- 1	3- 5	3- 2				
3- 9	0- 0	0- 0	AWAY	0- 0	3- 0	3- 0				
0- 0	0- 0	0- 0	NEUTRAL	0- 0	0- 0	0- 0				
3- 7	0- 0	0- 1	NON-CONFERENCE	0- 1	3- 5	3- 3				
1- 4	0- 0	0- 1	HOME	0- 1	1- 2	1- 2				
2- 3	0- 0	0- 0	AWAY	0- 0	2- 3	2- 1				
0- 0	0- 0	0- 0	NEUTRAL	0- 0	0- 0	0- 0				
3- 10	0- 0	0- 2	CONFERENCE	0- 1	3- 7	3- 1				
2- 4	0- 0	0- 1	HOME	0- 0	2- 3	2- 0				
1- 6	0- 0	0- 1	AWAY	0- 1	1- 4	1- 1				
0- 0	0- 0	0- 0	NEUTRAL	0- 0	0- 0	0- 0				

RPI 1-25				RPI 26-50				RPI 51-100				RPI 101+ Team's RPI : 278			
RPI	S	Opponent	Score	RPI	S	Opponent	Score	RPI	S	Opponent	Score	RPI	S	Opponent	Score
34	H	Cal i forn i a	41 79	51	H	Southern Cal i forn i a	43 64	119	A	BYU	47 65				
39	A	Gonzaga	44 71	84	A	Saint Mary' s (CA)	46 59	119	H	BYU	34 55				
39	H	Gonzaga	51 63					137	H	Loyol a Marymount	51 65				
								147	A	Paci fi c	37 55				
								163	A	San Franci sco	47 64				
								163	H	San Franci sco	54 58				
								185	A	Nevada	41 52				
								187	A	Northwestern	47 57				
								203	H	San Diego	59 50				
								213	H	UC Santa Barbara	68 63				
								241	A	Pepperdi ne	55 56				
								241	H	Pepperdi ne	54 50				
								251	H	San Jose St.	66 71				
								256	A	San Diego St.	48 34				
								272	A	Grand Canyon	38 39				
								305	H	Cal St. Fullerton	69 73				
								313	A	III. -Chi cago	45 36				
								314	A	Portl and	50 43				
LAST 12 Division I GAMES:															
119	H	BYU	34 55	163	H	San Franci sco	54 58								
163	A	San Franci sco	47 64	119	A	BYU	47 65								
147	A	Paci fi c	37 55	84	A	Saint Mary' s (CA)	46 59								
241	H	Pepperdi ne	54 50	314	A	Portl and	50 43								
203	H	San Di ego	59 50	137	H	Loyol a Marymount	51 65								
39	A	Gonzaga	44 71	39	H	Gonzaga	51 63								

Non-Div I Games: Menlo 104 61

Santa Clara

Average RPI Win:	334	WON-LOST	WINNING	LAST 10	STRENGTH OF	OPP. STRENGTH	TEAM	ADJ.	CONF.	ADJ CONF.
Average RPI Loss:	213	RECORD	PCT. RANK	GAMES	SCHEDULE	OF SCHEDULE	RPI	RPI	RPI	RPI
DIV. I ONLY	2- 17	334	1- 8	335	257	340	340	31	31	
DIV. I NON-CONF.	1- 9	318	0- 2	271	111	310	310	30	30	

TOTALS	RPI 1-25	RPI 26-50	W-L RECORDS	RPI 51-100	RPI 101-999	RPI 201+				
2- 17	0- 1	0- 1	OVERALL	0- 1	2- 14	2- 10				
0- 5	0- 0	0- 0	HOME	0- 0	0- 5	0- 4				
2- 9	0- 1	0- 1	AWAY	0- 1	2- 6	2- 5				
0- 3	0- 0	0- 0	NEUTRAL	0- 0	0- 3	0- 1				
1- 9	0- 1	0- 1	NON-CONFERENCE	0- 1	1- 6	1- 3				
0- 0	0- 0	0- 0	HOME	0- 0	0- 0	0- 0				
1- 6	0- 1	0- 1	AWAY	0- 1	1- 3	1- 2				
0- 3	0- 0	0- 0	NEUTRAL	0- 0	0- 3	0- 1				
1- 8	0- 0	0- 0	CONFERENCE	0- 0	1- 8	1- 7				
0- 5	0- 0	0- 0	HOME	0- 0	0- 5	0- 4				
1- 3	0- 0	0- 0	AWAY	0- 0	1- 3	1- 3				
0- 0	0- 0	0- 0	NEUTRAL	0- 0	0- 0	0- 0				

RPI 1-25				RPI 26-50				RPI 51-100				RPI 101+ Team's RPI: 340			
RPI	S	Opponent	Score	RPI	S	Opponent	Score	RPI	S	Opponent	Score	RPI	S	Opponent	Score
17	A	South Carolina	38 99	50	A	Oregon St.	36 84	98	A	Jacksonville	46 74	170	N	Florida	40 90
												183	A	Wisconsin	24 82
												188	N	Providence	48 78
												191	H	Hampton	53 81
												208	A	East Carolina	37 103
												209	N	Richmond	63 100
												218	H	Norfolk St.	58 78
												234	H	Howard	59 87
												275	A	Morgan St.	67 73
												301	A	Coppin St.	57 66
												304	H	UMES	56 68
												317	A	Alabama St.	61 81
												321	H	South Carolina St.	60 71
												325	A	Ga. Southern	71 67
												330	A	Delaware St.	79 93
												343	A	Florida A&M	65 47
LAST 12 Division I GAMES:															
321	H	South Carolina St.	60 71	304	H	UMES	56 68								
343	A	Florida A&M	65 47	275	A	Morgan St.	67 73								
330	A	Delaware St.	79 93	301	A	Coppin St.	57 66								
218	H	Norfolk St.	58 78	98	A	Jacksonville	46 74								
191	H	Hampton	53 81	208	A	East Carolina	37 103								
234	H	Howard	59 87	17	A	South Carolina	38 99								

Non-Div I Games: LaGrange 86 44 Allen 79 41

Savannah St.

Average RPI Win:	245	WON-LOST	WINNING	LAST 10	STRENGTH OF	OPP. STRENGTH	TEAM	ADJ.	CONF.	ADJ CONF.
Average RPI Loss:	174	RECORD	PCT. RANK	GAMES	SCHEDULE	OF SCHEDULE	RPI	RPI	RPI	RPI
DIV. I ONLY	12- 11	162	6- 4	263	269	210	210	30	30	
DIV. I NON-CONF.	6- 9	214	0- 4	166	221	215	215	31	31	

TOTALS	RPI 1-25	RPI 26-50	W-L RECORDS	RPI 51-100	RPI 101-999	RPI 201+				
12- 11	0- 0	0- 1	OVERALL	0- 1	12- 9	10- 4				
5- 6	0- 0	0- 0	HOME	0- 1	5- 5	4- 1				
7- 5	0- 0	0- 1	AWAY	0- 0	7- 4	6- 3				
0- 0	0- 0	0- 0	NEUTRAL	0- 0	0- 0	0- 0				
6- 9	0- 0	0- 1	NON-CONFERENCE	0- 1	6- 7	4- 2				
2- 6	0- 0	0- 0	HOME	0- 1	2- 5	1- 1				
4- 3	0- 0	0- 1	AWAY	0- 0	4- 2	3- 1				
0- 0	0- 0	0- 0	NEUTRAL	0- 0	0- 0	0- 0				
6- 2	0- 0	0- 0	CONFERENCE	0- 0	6- 2	6- 2				
3- 0	0- 0	0- 0	HOME	0- 0	3- 0	3- 0				
3- 2	0- 0	0- 0	AWAY	0- 0	3- 2	3- 2				
0- 0	0- 0	0- 0	NEUTRAL	0- 0	0- 0	0- 0				

RPI	S	Opponent	Score	RPI	S	Opponent	Score	RPI	S	Opponent	Score	RPI	S	Opponent	Score
34	A	Cal i forni a	67 87	64	H	UC Davi s	53 79	147	H	Paci fi c	73 85	149	H	Portland St.	91 77
								154	A	Idaho	68 60	165	H	Idaho St.	69 74
								172	A	Washi ngton	76 84	175	H	UC Irvi ne	79 84
								185	H	Nevada	65 74	203	H	San Diego	80 73
								213	A	UC Santa Barbara	77 71	214	A	CSUN	62 67
								226	A	Montana	78 64	229	A	CSU Bakersfi el d	68 75
								240	H	New Mexico St.	69 59	241	A	Pepperdi ne	65 62
								255	H	Hawai i	58 73	260	A	UMKC	62 58
								260	H	UMKC	66 62	272	A	Grand Canyon	63 74
								324	H	UTRGV	64 56	329	A	Utah Val ley	77 75
								339	A	Chi cago St.	63 56				
LAST 12 Di vi si on I GAMES:															
260	H	UMKC	66 62	339	A	Chi cago St.	63 56								
329	A	Utah Val ley	77 75	272	A	Grand Canyon	63 74								
229	A	CSU Bakersfi el d	68 75	214	A	CSUN	62 67								
324	H	UTRGV	64 56	175	H	UC Irvi ne	79 84								
240	H	New Mexico St.	69 59	172	A	Washi ngton	76 84								
260	A	UMKC	62 58	147	H	Paci fi c	73 85								

Non-Di v I Games:

Seattle U

Average RPI Win:	192	WON-LOST	WINNING	LAST 10	STRENGTH OF	OPP. STRENGTH	TEAM	ADJ.	CONF.	ADJ CONF.
Average RPI Loss:	36	RECORD	PCT. RANK	GAMES	SCHEDULE	OF SCHEDULE	RPI	RPI	RPI	RPI
DIV. I ONLY	15- 9	106	7- 3	113	68	95	95	6	6	
DIV. I NON-CONF.	8- 3	65	0- 0	143	175	95	95	6	6	

TOTALS	RPI 1-25	RPI 26-50	W-L RECORDS	RPI 51-100	RPI 101-999	RPI 201+				
15- 9	0- 4	0- 4	OVERALL	2- 1	13- 0	7- 0				
11- 4	0- 2	0- 2	HOME	2- 0	9- 0	6- 0				
4- 5	0- 2	0- 2	AWAY	0- 1	4- 0	1- 0				
0- 0	0- 0	0- 0	NEUTRAL	0- 0	0- 0	0- 0				
8- 3	0- 2	0- 1	NON-CONFERENCE	0- 0	8- 0	5- 0				
6- 2	0- 1	0- 1	HOME	0- 0	6- 0	5- 0				
2- 1	0- 1	0- 0	AWAY	0- 0	2- 0	0- 0				
0- 0	0- 0	0- 0	NEUTRAL	0- 0	0- 0	0- 0				
7- 6	0- 2	0- 3	CONFERENCE	2- 1	5- 0	2- 0				
5- 2	0- 1	0- 1	HOME	2- 0	3- 0	1- 0				
2- 4	0- 1	0- 2	AWAY	0- 1	2- 0	1- 0				
0- 0	0- 0	0- 0	NEUTRAL	0- 0	0- 0	0- 0				

RPI 1-25				RPI 26-50				RPI 51-100				RPI 101+			
RPI	S	Opponent	Score	RPI	S	Opponent	Score	RPI	S	Opponent	Score	RPI	S	Opponent	Score
7	H	UCLA	68 77	32	A	Marquette	84 97	59	H	St. John's (NY)	62 57	104	A	Wake Forest	67 57
18	A	Rutgers	45 70	37	A	Creighton	64 81	96	A	Butler	48 66	125	H	Georgetown	70 65
24	A	DePaul	66 89	37	H	Creighton	51 68	96	H	Butler	75 64	166	H	Marist	85 60
25	H	Villanova	59 67	46	H	Princeton	83 85					188	A	Providence	65 56
												188	H	Providence	65 56
												196	A	Boston College	73 53
												202	H	Jacksonville St.	73 54
												207	A	Xavier	62 51
												207	H	Xavier	58 53
												253	H	Fairfield	80 61
												267	H	Rider	85 49
												274	H	St. Francis Brooklyn	84 50
												344	H	Saint Peter's	91 49
LAST 12 Division I GAMES:															
				96	H	Butler	75 64	25	H	Villanova	59 67				
				207	H	Xavier	58 53	207	A	Xavier	62 51				
				37	A	Creighton	64 81	96	A	Butler	48 66				
				188	A	Providence	65 56	188	H	Providence	65 56				
				59	H	St. John's (NY)	62 57	37	H	Creighton	51 68				
				125	H	Georgetown	70 65	32	A	Marquette	84 97				

Non-Div I Games:

Seton Hall

Average RPI Win:	272	WON-LOST	WINNING	LAST 10	STRENGTH OF	OPP. STRENGTH	TEAM	ADJ.	CONF.	ADJ CONF.
Average RPI Loss:	131	RECORD	PCT. RANK	GAMES	SCHEDULE	OF SCHEDULE	RPI	RPI	RPI	RPI
DIV. I ONLY	13- 11	148	6- 4	280	224	197	197	28	28	
DIV. I NON-CONF.	5- 6	187	0- 0	128	120	149	149	26	26	

TOTALS	RPI 1-25	RPI 26-50	W-L RECORDS	RPI 51-100	RPI 101-999	RPI 201+				
13- 11	0- 1	0- 1	OVERALL	0- 4	13- 5	12- 3				
8- 3	0- 0	0- 1	HOME	0- 1	8- 1	7- 1				
5- 8	0- 1	0- 0	AWAY	0- 3	5- 4	5- 2				
0- 0	0- 0	0- 0	NEUTRAL	0- 0	0- 0	0- 0				
5- 6	0- 1	0- 1	NON-CONFERENCE	0- 3	5- 1	5- 0				
3- 2	0- 0	0- 1	HOME	0- 1	3- 0	3- 0				
2- 4	0- 1	0- 0	AWAY	0- 2	2- 1	2- 0				
0- 0	0- 0	0- 0	NEUTRAL	0- 0	0- 0	0- 0				
8- 5	0- 0	0- 0	CONFERENCE	0- 1	8- 4	7- 3				
5- 1	0- 0	0- 0	HOME	0- 0	5- 1	4- 1				
3- 4	0- 0	0- 0	AWAY	0- 1	3- 3	3- 2				
0- 0	0- 0	0- 0	NEUTRAL	0- 0	0- 0	0- 0				

RPI 1-25				RPI 26-50				RPI 51-100				RPI 101+ Team's RPI: 197			
RPI	S	Opponent	Score	RPI	S	Opponent	Score	RPI	S	Opponent	Score	RPI	S	Opponent	Score
18	A	Rutgers	47 59	38	H	FGCU	50 63	60	A	Qui nni pi ac	54 68	158	A	Hartford	62 71
								69	A	Harvard	67 75	166	A	Marist	54 73
								76	A	Penn St.	72 86	166	H	Marist	58 53
								80	H	Al bany (NY)	63 78	230	A	Hofstra	70 60
												234	H	Howard	72 61
												238	A	Ni agara	50 65
												238	H	Ni agara	68 73
												243	H	St. Bonaventure	70 62
												252	H	Manhattan	56 51
												253	H	Fai rfi el d	51 40
												267	A	Ri der	71 67
												280	A	Col gate	73 70
												286	H	Sacred Heart	62 57
												296	A	Can i si us	57 65
												300	H	Monmouth	44 41
												338	A	I ona	70 48
												338	H	I ona	64 51
												344	A	Saint Peter's	62 59

LAST 12 Di vi si on I GAMES:															
300	H	Monmouth	44 41	166	H	Marist	58 53	238	A	Ni agara	50 65	296	A	Can i si us	57 65
166	A	Marist	54 73	238	A	Ni agara	50 65	238	H	Ni agara	68 73	338	H	I ona	64 51
344	A	Saint Peter's	62 59	296	A	Can i si us	57 65	267	A	Ri der	71 67				
252	H	Manhattan	56 51												
253	H	Fairfield	51 40												
338	A	Iona	70 48												

Non-Di v I Games:

Siena

Average RPI Win: 226	WON-LOST RECORD	WINNING PCT. RANK	LAST 10 GAMES	STRENGTH OF SCHEDULE	OPP. STRENGTH OF SCHEDULE	TEAM RPI	ADJ. RPI	CONF. RPI	ADJ CONF. RPI
Average RPI Loss: 108									
DIV. I ONLY	14- 7	76	7- 3	171	220	110	110	23	23
DIV. I NON-CONF.	6- 4	122	0- 1	62	167	78	78	23	23

TOTALS	RPI 1-25	RPI 26-50	W-L RECORDS	RPI 51-100	RPI 101-999	RPI 201+			
14- 7	0- 1	0- 0	OVERALL	1- 2	13- 4	7- 0			
8- 3	0- 0	0- 0	HOME	0- 2	8- 1	5- 0			
6- 4	0- 1	0- 0	AWAY	1- 0	5- 3	2- 0			
0- 0	0- 0	0- 0	NEUTRAL	0- 0	0- 0	0- 0			
6- 4	0- 1	0- 0	NON-CONFERENCE	1- 2	5- 1	2- 0			
3- 2	0- 0	0- 0	HOME	0- 2	3- 0	1- 0			
3- 2	0- 1	0- 0	AWAY	1- 0	2- 1	1- 0			
0- 0	0- 0	0- 0	NEUTRAL	0- 0	0- 0	0- 0			
8- 3	0- 0	0- 0	CONFERENCE	0- 0	8- 3	5- 0			
5- 1	0- 0	0- 0	HOME	0- 0	5- 1	4- 0			
3- 2	0- 0	0- 0	AWAY	0- 0	3- 2	1- 0			
0- 0	0- 0	0- 0	NEUTRAL	0- 0	0- 0	0- 0			

RPI 1-25				RPI 26-50				RPI 51-100				RPI 101+ Team's RPI: 110			
RPI	S	Opponent	Score	RPI	S	Opponent	Score	RPI	S	Opponent	Score	RPI	S	Opponent	Score
22	A	NC State	50 71					71	H	UAB	66 78	113	H	Little Rock	35 47
								98	H	Jacksonville	58 60	122	A	Ole Miss	59 66
								100	A	North Carolina	85 84	129	H	Central Ark.	64 43
												146	A	Texas St.	63 78
												155	A	Louisiana	72 57
												164	A	Southern Miss.	78 57
												168	H	Southern U.	69 65
												181	A	Troy	71 82
												181	H	Troy	79 68
												194	A	UT Arlington	76 63
												225	H	New Orleans	67 45
												269	H	Appalachian St.	54 52
												281	H	Coastal Caro.	68 62
												317	A	Alabama St.	59 47
												319	H	Georgia St.	88 52
												325	H	Ga. Southern	79 52
												336	A	La.-Monroe	67 60

LAST 12 Division I GAMES:															
113	H	Little Rock	35 47	181	H	Troy	79 68								
181	A	Troy	71 82	194	A	UT Arlington	76 63								
336	A	La.-Monroe	67 60	146	A	Texas St.	63 78								
155	A	Louisiana	72 57	325	H	Ga. Southern	79 52								
269	H	Appalachian St.	54 52	319	H	Georgia St.	88 52								
281	H	Coastal Caro.	68 62	71	H	UAB	66 78								

Non-Div I Games: Ga. Southwestern 73 42

South Ala.

Average RPI Win:	138	WON-LOST	WINNING	LAST 10	STRENGTH OF	OPP. STRENGTH	TEAM	ADJ.	CONF.	ADJ CONF.
Average RPI Loss:	7	RECORD	PCT. RANK	GAMES	SCHEDULE	OF SCHEDULE	RPI	RPI	RPI	RPI

DIV. I ONLY	19- 5	30	6- 4	36	2	17	17	2	2
DIV. I NON-CONF.	11- 2	22	0- 1	121	13	39	39	2	2
TOTALS	RPI 1-25	RPI 26-50	W-L RECORDS	RPI 51-100	RPI 101-999	RPI 201+			
19- 5	5- 5	0- 0	OVERALL	3- 0	11- 0	5- 0			
10- 2	3- 2	0- 0	HOME	2- 0	5- 0	5- 0			
7- 2	1- 2	0- 0	AWAY	0- 0	6- 0	0- 0			
2- 1	1- 1	0- 0	NEUTRAL	1- 0	0- 0	0- 0			
11- 2	3- 2	0- 0	NON-CONFERENCE	1- 0	7- 0	5- 0			
6- 1	1- 1	0- 0	HOME	0- 0	5- 0	5- 0			
3- 0	1- 0	0- 0	AWAY	0- 0	2- 0	0- 0			
2- 1	1- 1	0- 0	NEUTRAL	1- 0	0- 0	0- 0			
8- 3	2- 3	0- 0	CONFERENCE	2- 0	4- 0	0- 0			
4- 1	2- 1	0- 0	HOME	2- 0	0- 0	0- 0			
4- 2	0- 2	0- 0	AWAY	0- 0	4- 0	0- 0			
0- 0	0- 0	0- 0	NEUTRAL	0- 0	0- 0	0- 0			

RPI 1-25	Team's RPI: 17	RPI 26-50	RPI 51-100	RPI 101+
RPI S Opponent Score	RPI S Opponent Score	RPI S Opponent Score	RPI S Opponent Score	RPI S Opponent Score
1 H UConn 58 83		59 N St. John's (NY) 76 58	105 A Alabama 79 66	
2 N Notre Dame 85 92		92 H Arkansas 90 42	106 A Kentucky 81 64	
3 A Mississippi St. 53 67		93 H Auburn 71 63	122 A Ole Miss 88 62	
10 H Tennessee 70 86			123 A Vanderbilt 95 82	
14 A Maryland 94 86			140 A Clemson 66 36	
15 H Texas A&M 61 59			179 A Temple 87 60	
16 H Duke 72 52			259 H Col. of Charleston 69 43	
18 N Rutgers 78 68			288 H Wofford 94 60	
19 A Missouri 74 83			310 H Western Caro. 101 43	
19 H Missouri 64 54			317 H Alabama St. 99 31	
			340 H Savannah St. 99 38	
LAST 12 Division I GAMES:				
105 A Alabama 79 66	123 A Vanderbilt 95 82			
3 A Mississippi St. 53 67	10 H Tennessee 70 86			
1 H UConn 58 83	93 H Auburn 71 63			
19 H Missouri 64 54	19 A Missouri 74 83			
92 H Arkansas 90 42	122 A Ole Miss 88 62			
106 A Kentucky 81 64	15 H Texas A&M 61 59			

Non-Div I Games:

South Carolina

Average RPI Win:	299	WON-LOST	WINNING	LAST 10	STRENGTH OF	OPP. STRENGTH	TEAM	ADJ.	CONF.	ADJ CONF.
Average RPI Loss:	219	RECORD	PCT. RANK	GAMES	SCHEDULE	OF SCHEDULE	RPI	RPI	RPI	RPI
DIV. I ONLY	7- 13	257	4- 6	346	289	321	321	31	31	
DIV. I NON-CONF.	3- 7	254	0- 2	341	202	309	309	30	30	

TOTALS	RPI 1-25	RPI 26-50	W-L RECORDS	RPI 51-100	RPI 101-999	RPI 201+				
7- 13	0- 0	0- 0	OVERALL	0- 2	7- 11	6- 8				
4- 3	0- 0	0- 0	HOME	0- 0	4- 3	3- 3				
3- 10	0- 0	0- 0	AWAY	0- 0	3- 1	3- 1				
0- 0	0- 0	0- 0	NEUTRAL	0- 0	0- 0	0- 0				
3- 7	0- 0	0- 0	NON-CONFERENCE	0- 2	3- 5	3- 3				
1- 1	0- 0	0- 0	HOME	0- 0	1- 1	1- 1				
2- 6	0- 0	0- 0	AWAY	0- 2	2- 4	2- 2				
0- 0	0- 0	0- 0	NEUTRAL	0- 0	0- 0	0- 0				
4- 6	0- 0	0- 0	CONFERENCE	0- 0	4- 6	3- 5				
3- 2	0- 0	0- 0	HOME	0- 0	3- 2	2- 2				
1- 4	0- 0	0- 0	AWAY	0- 0	1- 4	1- 3				
0- 0	0- 0	0- 0	NEUTRAL	0- 0	0- 0	0- 0				

RPI 1-25				RPI 26-50				RPI 51-100				RPI 101+				Team's RPI: 321
RPI	S	Opponent	Score	RPI	S	Opponent	Score	RPI	S	Opponent	Score	RPI	S	Opponent	Score	
								57	A	Mercer	53 74	128	A	Bethune-Cookman	50 68	
								66	A	Georgia Tech	40 86	140	A	Clemson	48 56	
												180	A	Charlotte	49 64	
												191	H	Hampton	78 70	
												218	H	Norfolk St.	67 71	
												234	H	Howard	58 68	
												275	A	Morgan St.	55 65	
												294	A	USC Upstate	44 63	
												301	A	Coppin St.	39 56	
												301	H	Coppin St.	67 65	
												302	A	Old Dominion	35 52	
												303	A	Charleston So.	60 58	
												304	H	UMES	54 51	
												310	H	Western Caro.	75 45	
												325	H	Ga. Southern	58 61	
												330	A	Delaware St.	44 58	
												340	A	Savannah St.	71 60	
												341	A	Winthrop	65 37	

LAST 12 Division I GAMES:																
301	H	Coppin St.	67 65	304	H	UMES	54 51									
340	A	Savannah St.	71 60	234	H	Howard	58 68									
275	A	Morgan St.	55 65	330	A	Delaware St.	44 58									
301	A	Coppin St.	39 56	128	A	Bethune-Cookman	50 68									
191	H	Hampton	78 70	302	A	Old Dominion	35 52									
218	H	Norfolk St.	67 71	180	A	Charlotte	49 64									

Non-Div I Games: Johnson & Wales (NC) 40 Columbia Int'l 82 38

South Carolina St.

Loss, Non-Conf, S Site, H Home A Away N Neutral

Average RPI Win:	201	WON-LOST	WINNING	LAST 10	STRENGTH OF	OPP. STRENGTH	TEAM	ADJ.	CONF.	ADJ CONF.
Average RPI Loss:	96	RECORD	PCT. RANK	GAMES	SCHEDULE	OF SCHEDULE	RPI	RPI	RPI	RPI

DIV. I ONLY	18- 5	36	9- 0	188	125	72	72	14	14
DIV. I NON-CONF.	7- 5	132	0- 0	200	57	135	135	17	17

TOTALS	RPI 1-25	RPI 26-50	W-L RECORDS	RPI 51-100	RPI 101-999	RPI 201+			
18- 5	0- 1	2- 1	OVERALL	0- 0	16- 3	9- 0			
9- 1	0- 0	1- 0	HOME	0- 0	8- 1	5- 0			
8- 2	0- 0	1- 0	AWAY	0- 0	7- 2	3- 0			
1- 2	0- 1	0- 1	NEUTRAL	0- 0	1- 0	1- 0			
7- 5	0- 1	1- 1	NON-CONFERENCE	0- 0	6- 3	4- 0			
4- 1	0- 0	1- 0	HOME	0- 0	3- 1	2- 0			
2- 2	0- 0	0- 0	AWAY	0- 0	2- 2	1- 0			
1- 2	0- 1	0- 1	NEUTRAL	0- 0	1- 0	1- 0			
11- 0	0- 0	1- 0	CONFERENCE	0- 0	10- 0	5- 0			
5- 0	0- 0	0- 0	HOME	0- 0	5- 0	3- 0			
6- 0	0- 0	1- 0	AWAY	0- 0	5- 0	2- 0			
0- 0	0- 0	0- 0	NEUTRAL	0- 0	0- 0	0- 0			

RPI S Opponent Score	RPI S Opponent Score	RPI S Opponent Score	RPI S Opponent Score
10 N Tennessee 49 69	37 H Creighton 73 68	51-100 Team's RPI: 72	RPI S Opponent Score
	41 A South Dakota St. 67 61		103 A Western Ill. 82 58
	44 N Oklahoma St. 68 76		103 H Western Ill. 92 81
			115 A Iowa St. 76 81
			127 A SFA 55 77
			144 H North Dakota 76 71
			171 A Wichita St. 62 48
			182 H Tulsa 61 64
			190 A Denver 82 60
			190 H Denver 79 51
			199 A Oral Roberts 73 68
			229 H CSU Bakersfield 66 50
			231 H Omaha 70 46
			235 H UC Riverside 75 66
			257 N Indiana St. 71 59
			270 A North Dakota St. 82 67
			270 H North Dakota St. 80 54
			315 A Incarnate Word 81 51
			316 A Fort Wayne 79 60
			316 H Fort Wayne 85 43
LAST 12 Division I GAMES:			
316 A Fort Wayne 79 60	199 A Oral Roberts 73 68		
270 H North Dakota St. 80 54	316 H Fort Wayne 85 43		
103 H Western Ill. 92 81	103 A Western Ill. 82 58		
190 A Denver 82 60	270 A North Dakota St. 82 67		
41 A South Dakota St. 67 61	190 H Denver 79 51		
231 H Omaha 70 46	144 H North Dakota 76 71		

Non-Div I Games: Mt. Marty 87 25 Bellevue 89 32

South Dakota

Average RPI Win:	180	WON-LOST	WINNING	LAST 10	STRENGTH OF	OPP. STRENGTH	TEAM	ADJ.	CONF.	ADJ CONF.
Average RPI Loss:	33	RECORD	PCT. RANK	GAMES	SCHEDULE	OF SCHEDULE	RPI	RPI	RPI	RPI

DIV. I ONLY	19- 5	30	8- 1	96	89	41	41	14	14
DIV. I NON-CONF.	10- 4	73	0- 1	52	8	31	31	17	17
TOTALS	RPI 1-25	RPI 26-50	W-L RECORDS	RPI 51-100	RPI 101-999	RPI 201+			
19- 5	1- 2	1- 2	OVERALL	2- 1	15- 0	6- 0			
11- 2	0- 1	1- 0	HOME	0- 1	10- 0	4- 0			
6- 3	0- 1	0- 2	AWAY	2- 0	4- 0	2- 0			
2- 0	1- 0	0- 0	NEUTRAL	0- 0	1- 0	0- 0			
10- 4	1- 2	1- 2	NON-CONFERENCE	2- 0	6- 0	1- 0			
6- 1	0- 1	1- 0	HOME	0- 0	5- 0	1- 0			
2- 3	0- 1	0- 2	AWAY	2- 0	0- 0	0- 0			
2- 0	1- 0	0- 0	NEUTRAL	0- 0	1- 0	0- 0			
9- 1	0- 0	0- 0	CONFERENCE	0- 1	9- 0	5- 0			
5- 1	0- 0	0- 0	HOME	0- 1	5- 0	3- 0			
4- 0	0- 0	0- 0	AWAY	0- 0	4- 0	2- 0			
0- 0	0- 0	0- 0	NEUTRAL	0- 0	0- 0	0- 0			

RPI 1-25				RPI 26-50				Team's RPI: 41				RPI 51-100				RPI 101+			
RPI	S	Opponent	Score	RPI	S	Opponent	Score	RPI	S	Opponent	Score	RPI	S	Opponent	Score	RPI	S	Opponent	Score
4	H	Louisville	64 68	29	H	Oklahoma	67 61	72	H	South Dakota	61 67	103	H	Western Ill.	84 48				
13	A	Green Bay	41 55	37	A	Creighton	65 72	85	A	Drake	85 78	144	H	North Dakota	66 52				
22	N	NC State	75 67	38	A	FGCU	78 87	94	A	George Washington	97 88	156	H	UNI	57 47				
</																			

Average RPI Win:	142	WON-LOST	WINNING	LAST 10	STRENGTH OF	OPP. STRENGTH	TEAM	ADJ.	CONF.	ADJ CONF.
Average RPI Loss:	53	RECORD	PCT. RANK	GAMES	SCHEDULE	OF SCHEDULE	RPI	RPI	RPI	RPI
DIV. I ONLY	19- 5	30	8- 2	88	12	28	28	8	8	
DIV. I NON-CONF.	10- 3	51	0- 1	94	2	37	37	7	7	

TOTALS	RPI 1-25	RPI 26-50	W-L RECORDS	RPI 51-100	RPI 101-999	RPI 201+				
19- 5	0- 2	3- 1	OVERALL	6- 1	10- 1	4- 0				
9- 1	0- 1	2- 0	HOME	2- 0	5- 0	3- 0				
7- 2	0- 0	0- 1	AWAY	2- 0	5- 1	1- 0				
3- 2	0- 1	1- 0	NEUTRAL	2- 1	0- 0	0- 0				
10- 3	0- 1	2- 1	NON-CONFERENCE	4- 1	4- 0	3- 0				
5- 0	0- 0	1- 0	HOME	1- 0	3- 0	2- 0				
2- 1	0- 0	0- 1	AWAY	1- 0	1- 0	1- 0				
3- 2	0- 1	1- 0	NEUTRAL	2- 1	0- 0	0- 0				
9- 2	0- 1	1- 0	CONFERENCE	2- 0	6- 1	1- 0				
4- 1	0- 1	1- 0	HOME	1- 0	2- 0	1- 0				
5- 1	0- 0	0- 0	AWAY	1- 0	4- 1	0- 0				
0- 0	0- 0	0- 0	NEUTRAL	0- 0	0- 0	0- 0				

RPI 1-25				RPI 26-50				RPI 51-100				RPI 101+			
RPI	S	Opponent	Score	RPI	S	Opponent	Score	RPI	S	Opponent	Score	RPI	S	Opponent	Score
1	H	UConn	49 100	26	H	LSU	61 55	59	N	St. John's (NY)	68 59	138	A	Cincinnati	69 46
2	N	Notre Dame	66 76	29	A	Oklahoma	74 79	61	N	Michigan St.	73 83	168	H	Southern U.	108 48
				45	N	Dayton	93 87	82	N	Washington St.	82 45	171	A	Wichita St.	56 64
				48	H	UCF	62 45	94	A	George Washington	83 78	177	A	Memphis	81 62
								96	H	Butler	71 55	179	A	Temple	89 73
								97	A	Tulane	63 53	179	H	Temple	76 60
								97	H	Tulane	75 46	182	A	Tulsa	71 57
												208	H	East Carolina	88 47
												215	H	Arkansas St.	98 55
												299	A	FIU	82 52
												318	H	Houston Baptist	90 43

LAST 12 Division I GAMES:															
208	H	East Carolina	88 47	48	H	UCF	62 45	179	A	Temple	89 73				
97	A	Tulane	63 53	1	H	UConn	49 100								
182	A	Tulsa	71 57	138	A	Cincinnati	69 46								
179	H	Temple	76 60	97	H	Tulane	75 46								
171	A	Wichita St.	56 64	61	N	Michigan St.	73 83								
177	A	Memphis	81 62												

Non-Div I Games:

South Fla.

Average RPI Win: 293	WON-LOST RECORD	WINNING PCT. RANK	LAST 10 GAMES	STRENGTH OF SCHEDULE	OPP. STRENGTH OF SCHEDULE	TEAM RPI	ADJ. RPI	CONF. RPI	ADJ CONF. RPI
Average RPI Loss: 143									
DIV. I ONLY	9- 14	235	4- 6	155	322	221	221	26	26
DIV. I NON-CONF.	3- 7	254	0- 0	46	220	182	182	27	27

TOTALS	RPI 1-25	RPI 26-50	W-L RECORDS	RPI 51-100	RPI 101-999	RPI 201+			
9- 14	0- 1	0- 1	OVERALL	0- 1	9- 11	8- 5			
5- 4	0- 0	0- 0	HOME	0- 1	5- 3	5- 2			
3- 10	0- 0	0- 0	AWAY	0- 0	3- 1	3- 0			
1- 0	0- 0	0- 0	NEUTRAL	0- 0	1- 0	0- 0			
3- 7	0- 1	0- 1	NON-CONFERENCE	0- 0	3- 5	2- 0			
2- 1	0- 0	0- 0	HOME	0- 0	2- 1	2- 0			
0- 6	0- 1	0- 1	AWAY	0- 0	0- 4	0- 0			
1- 0	0- 0	0- 0	NEUTRAL	0- 0	1- 0	0- 0			
6- 7	0- 0	0- 0	CONFERENCE	0- 1	6- 6	6- 5			
3- 3	0- 0	0- 0	HOME	0- 1	3- 2	3- 2			
3- 4	0- 0	0- 0	AWAY	0- 0	3- 4	3- 3			
0- 0	0- 0	0- 0	NEUTRAL	0- 0	0- 0	0- 0			

RPI 1-25				RPI 26-50				RPI 51-100				RPI 101+ Team's RPI: 221			
RPI	S	Opponent	Score	RPI	S	Opponent	Score	RPI	S	Opponent	Score	RPI	S	Opponent	Score
4	A	Louisville	40 80	43	A	Ball St.	56 69	70	H	Belmont	57 67	103	A	Western Ill.	59 87
												112	A	George Mason	38 57
												132	N	Saint Francis (PA)	82 50
												138	A	Cincinnati	52 65
												143	A	SIUE	57 65
												145	H	Southern Ill.	74 79
												150	A	Kansas	50 51
												202	A	Jacksonville St.	48 55
												204	A	Morehead St.	58 60
												204	H	Morehead St.	56 59
												239	A	Austin Peay	65 66
												239	H	Austin Peay	50 61
												249	H	Bradley	57 53
												298	A	Murray St.	85 74
												298	H	Murray St.	80 70
												309	A	Tennessee Tech	70 66
												322	H	Eastern Ky.	69 55
												333	H	Tennessee St.	71 66
												345	A	Eastern Ill.	77 54
												348	H	Evansville	74 65

LAST 12 Division I GAMES:															
204	A	Morehead St.	58 60	143	A	SIUE	57 65								
239	H	Austin Peay	50 61	322	H	Eastern Ky.	69 55								
298	H	Murray St.	80 70	204	H	Morehead St.	56 59								
202	A	Jacksonville St.	48 55	239	A	Austin Peay	65 66								
309	A	Tennessee Tech	70 66	298	A	Murray St.	85 74								
345	A	Eastern Ill.	77 54	333	H	Tennessee St.	71 66								

Non-Div I Games: Evangel 72 60 Missouri Valley 69 34

Southeast Mo. St.

Average RPI Win:	243	WON-LOST	WINNING	LAST 10	STRENGTH OF	OPP. STRENGTH	TEAM	ADJ.	CONF.	ADJ CONF.
Average RPI Loss:	182	RECORD	PCT. RANK	GAMES	SCHEDULE	OF SCHEDULE	RPI	RPI	RPI	RPI
DIV. I ONLY	6- 17	290	5- 5	256	270	289	289	25	25	
DIV. I NON-CONF.	1- 10	327	0- 0	170	212	294	294	25	25	

TOTALS	RPI 1-25	RPI 26-50	W-L RECORDS	RPI 51-100	RPI 101-999	RPI 201+				
6- 17	0- 0	0- 1	OVERALL	0- 2	6- 14	4- 8				
3- 6	0- 0	0- 0	HOME	0- 0	3- 6	2- 4				
3- 10	0- 0	0- 1	AWAY	0- 2	3- 7	2- 4				
0- 1	0- 0	0- 0	NEUTRAL	0- 0	0- 1	0- 0				
1- 10	0- 0	0- 1	NON-CONFERENCE	0- 2	1- 7	0- 4				
0- 3	0- 0	0- 0	HOME	0- 0	0- 3	0- 2				
1- 6	0- 0	0- 1	AWAY	0- 2	1- 3	0- 2				
0- 1	0- 0	0- 0	NEUTRAL	0- 0	0- 1	0- 0				
5- 7	0- 0	0- 0	CONFERENCE	0- 0	5- 7	4- 4				
3- 3	0- 0	0- 0	HOME	0- 0	3- 3	2- 2				
2- 4	0- 0	0- 0	AWAY	0- 0	2- 4	2- 2				
0- 0	0- 0	0- 0	NEUTRAL	0- 0	0- 0	0- 0				

RPI 1-25				RPI 26-50				RPI 51-100				RPI 101+ Team's RPI: 289			
RPI	S	Opponent	Score	RPI	S	Opponent	Score	RPI	S	Opponent	Score	RPI	S	Opponent	Score
				26	A	LSU	56 84	62	A	TCU	62 112	109	H	Lamar University	58 75
								93	A	Auburn	46 80	127	A	SFA	67 79
												128	A	Bethune-Cookman	60 58
												129	A	Central Ark.	47 63
												129	H	Central Ark.	78 70
												135	N	Kent St.	60 81
												138	A	Cincinnati	43 82
												155	H	Louisiana	56 68
												216	A	Abilene Christian	80 86
												222	A	Akron	54 66
												244	A	Grambling	52 61
												248	A	Nicholls St.	66 57
												258	A	A&M-Corpus Christi	52 56
												261	H	McNeese	65 77
												276	H	Alcorn	77 84
												308	H	Alabama A&M	74 76
												315	H	Incarinate Word	65 54
												318	A	Houston Baptist	76 61
												320	H	Northwestern St.	71 65
												332	H	Sam Houston St.	52 57

LAST 12 Division I GAMES:															
				315	H	Incarinate Word	65 54	318	A	Houston Baptist	76 61				
				129	H	Central Ark.	78 70	261	H	McNeese	65 77				
				258	A	A&M-Corpus Christi	52 56	109	H	Lamar University	58 75				
				248	A	Nicholls St.	66 57	216	A	Abilene Christian	80 86				
				332	H	Sam Houston St.	52 57	129	A	Central Ark.	47 63				
				320	H	Northwestern St.	71 65	127	A	SFA	67 79				

Non-Div I Games:

Southeastern La.

Loss,
Non-Conf,
S Site,
H Home
A Away
N Neutral

Average RPI	Win:	176	WON-LOST	WINNING	LAST 10	STRENGTH OF	OPP. STRENGTH	TEAM	ADJ.	CONF.	ADJ CONF.
Average RPI	Loss:	16	RECORD	PCT. RANK	GAMES	SCHEDULE	OF SCHEDULE	RPI	RPI	RPI	RPI
DIV. I ONLY		15- 8		87	5- 5	58	45	51	51	4	4
DIV. I NON-CONF.		10- 1		15	0- 0	187	250	45	45	3	3

TOTALS	RPI 1-25		RPI 26-50		W-L RECORDS	RPI 51-100		RPI 101-999		RPI 201+	
15- 8	0- 6		2- 2		OVERALL	2- 0		11- 0		6- 0	
3- 5	0- 4		1- 1		HOME	0- 0		2- 0		2- 0	
9- 3	0- 2		0- 1		AWAY	2- 0		7- 0		4- 0	
3- 0	0- 0		1- 0		NEUTRAL	0- 0		2- 0		0- 0	
10- 1	0- 1		1- 0		NON-CONFERENCE	0- 0		9- 0		6- 0	
2- 1	0- 1		0- 0		HOME	0- 0		2- 0		2- 0	
5- 0	0- 0		0- 0		AWAY	0- 0		5- 0		4- 0	
3- 0	0- 0		1- 0		NEUTRAL	0- 0		2- 0		0- 0	
5- 7	0- 5		1- 2		CONFERENCE	2- 0		2- 0		0- 0	
1- 4	0- 3		1- 1		HOME	0- 0		0- 0		0- 0	
4- 3	0- 2		0- 1		AWAY	2- 0		2- 0		0- 0	
0- 0	0- 0		0- 0		NEUTRAL	0- 0		0- 0		0- 0	

RPI	S	Opponent	Score	RPI	S	Opponent	Score	RPI	S	Opponent	Score	RPI	S	Opponent	Score
7	A	UCLA	46 59	34	A	Cal i forni a	64 76	82	A	Washington St.	73 72	117	N	Mi ddl e Tenn.	72 57
7	H	UCLA	70 84	34	H	Cal i forni a	59 62	87	A	Utah	58 47	136	A	Col orado	86 51
9	H	Oregon	66 70	40	N	Purdue	58 46					137	A	Loyol a Marymount	80 70
12	A	Stanford	65 72	50	H	Oregon St.	65 61					166	N	Mari st	78 57
12	H	Stanford	55 59									172	A	Washi ngton	72 61
15	H	Texas A&M	74 75									232	H	Montana St.	98 47

Team's RPI: 51															
LAST 12 Division I GAMES:															
7	H	UCLA	70 84	87	A	Utah	58 47								
7	A	UCLA	46 59	136	A	Col orado	86 51								
172	A	Washington	72 61	50	H	Oregon St.	65 61								
82	A	Washington St.	73 72	9	H	Oregon	66 70								
34	H	Cal i forni a	59 62	12	A	Stanford	65 72								
12	H	Stanford	55 59	34	A	Cal i forni a	64 76								

Non-Di v I Games:

Southern Cal i forni a

Southern RPI:				Through Games Of Feb. 6, 2018							
Average RPI	Win:	Loss:	WON-LOST RECORD	WINNING PCT. RANK	LAST 10 GAMES	STRENGTH OF SCHEDULE	OPP. STRENGTH OF SCHEDULE	TEAM RPI	ADJ. RPI	CONF. RPI	ADJ CONF. RPI
DIV. I ONLY	241		11- 10	155	6- 4	152	231	145	145	24	24
DIV. I NON-CONF.	118		4- 6	214	0- 1	57	240	131	131	22	22

TOTALS	RPI 1-25			RPI 26-50		W-L RECORDS	RPI 51-100	RPI 101-999		RPI 201+	
11- 10	0- 0			0- 1		OVERALL	0- 5	11- 4		7- 2	
5- 3	0- 0			0- 0		HOME	0- 2	5- 1		2- 0	
6- 5	0- 0			0- 0		AWAY	0- 0	6- 1		5- 1	
0- 2	0- 0			0- 1		NEUTRAL	0- 1	0- 0		0- 0	
4- 6	0- 0			0- 1		NON-CONFERENCE	0- 3	4- 2		2- 1	
1- 2	0- 0			0- 0		HOME	0- 1	1- 1		0- 0	
3- 2	0- 0			0- 0		AWAY	0- 1	3- 1		2- 1	
0- 2	0- 0			0- 1		NEUTRAL	0- 1	0- 0		0- 0	
7- 4	0- 0			0- 0		CONFERENCE	0- 2	7- 2		5- 1	
4- 1	0- 0			0- 0		HOME	0- 1	4- 0		2- 0	
3- 3	0- 0			0- 0		AWAY	0- 1	3- 2		3- 1	
0- 0	0- 0			0- 0		NEUTRAL	0- 0	0- 0		0- 0	

RPI 1-25				RPI 26-50				RPI 51-100				RPI 101+				Team's RPI: 145	
RPI	S	Opponent	Score	RPI	S	Opponent	Score	RPI	S	Opponent	Score	RPI	S	Opponent	Score		
				42	N	Miami (FL)	65 75	52	H	Western Ky.	49 75	120	H	Missouri St.	71 69		
								71	A	UAB	66 76	143	H	SIUE	53 57		
								80	N	Albany (NY)	57 68	156	A	UNI	63 71		
								85	A	Drake	73 84	156	H	UNI	60 53		
								85	H	Drake	64 75	177	A	Memphis	68 56		
												201	H	UT Martin	84 72		
												204	A	Morehead St.	81 85		
												221	A	Southeast Mo. St.	79 74		
												249	A	Bradley	63 62		
												257	A	Indiana St.	64 45		
												265	A	Illinois St.	46 49		
												290	H	Valparaiso	74 63		
												295	H	Loyola Chicago	62 46		
												335	A	Marshall	64 59		
												348	A	Evansville	74 62		
LAST 12 Division I GAMES:																	
				156	A	UNI	63 71	249	A	Bradley	63 62						
				85	A	Drake	73 84	85	H	Drake	64 75						
				120	H	Missouri St.	71 69	156	H	UNI	60 53						
				290	H	Valparaiso	74 63	257	A	Indiana St.	64 45						
				295	H	Loyola Chicago	62 46	348	A	Evansville	74 62						
				265	A	Illinois St.	46 49	42	N	Miami (FL)	65 75						

Non-Div I Games:	Martin Methodist	60	50
------------------	------------------	----	----

Southern Ill.

Loss, Non-Conf, S Site, H Home A Away N Neutral

Average RPI Win:	243	WON-LOST	WINNING	LAST 10	STRENGTH OF	OPP. STRENGTH	TEAM	ADJ.	CONF.	ADJ CONF.
Average RPI Loss:	110	RECORD	PCT. RANK	GAMES	SCHEDULE	OF SCHEDULE	RPI	RPI	RPI	RPI
DIV. I ONLY	11- 9	142	5- 4	216	150	164	164	18	18	
DIV. I NON-CONF.	6- 5	153	0- 2	303	82	219	219	19	19	

TOTALS	RPI 1-25	RPI 26-50	W-L RECORDS	RPI 51-100	RPI 101-999	RPI 201+				
11- 9	0- 1	0- 0	OVERALL	2- 2	9- 6	7- 0				
8- 2	0- 0	0- 0	HOME	1- 0	7- 2	6- 0				
3- 7	0- 1	0- 0	AWAY	1- 2	2- 4	1- 0				
0- 0	0- 0	0- 0	NEUTRAL	0- 0	0- 0	0- 0				
6- 5	0- 1	0- 0	NON-CONFERENCE	1- 1	5- 3	5- 0				
5- 1	0- 0	0- 0	HOME	1- 0	4- 1	4- 0				
1- 4	0- 1	0- 0	AWAY	0- 1	1- 2	1- 0				
0- 0	0- 0	0- 0	NEUTRAL	0- 0	0- 0	0- 0				
5- 4	0- 0	0- 0	CONFERENCE	1- 1	4- 3	2- 0				
3- 1	0- 0	0- 0	HOME	0- 0	3- 1	2- 0				
2- 3	0- 0	0- 0	AWAY	1- 1	1- 2	0- 0				
0- 0	0- 0	0- 0	NEUTRAL	0- 0	0- 0	0- 0				

RPI 1-25				RPI 26-50				RPI 51-100				RPI 101+				Team's RPI: 164
RPI	S	Opponent	Score	RPI	S	Opponent	Score	RPI	S	Opponent	Score	RPI	S	Opponent	Score	
3	A	Mississippi St.	56 91					52	A	Western Ky.	60 81	108	A	Rice	56 62	
								66	A	Georgia Tech	44 63	110	H	South Ala.	57 78	
								71	A	UAB	80 63	117	A	Middle Tenn.	61 53	
								97	H	Tulane	66 58	122	A	Ole Miss	59 68	
												167	A	Samford	56 61	
												173	H	Louisiana Tech	65 50	
												180	A	Charlotte	56 66	
												180	H	Charlotte	79 85	
												276	H	Alcorn	72 67	
												291	H	UTSA	83 60	
												317	H	Alabama St.	72 35	
												320	A	Northwestern St.	71 59	
												332	H	Sam Houston St.	58 38	
												335	H	Marshall	70 61	
												342	H	Mississippi Val.	84 69	

LAST 12 Division I GAMES:																
335	H	Marshall	70 61	173	H	Louisiana Tech	65 50									
108	A	Rice	56 62	52	A	Western Ky.	60 81									
291	H	UTSA	83 60	180	A	Charlotte	56 66									
180	H	Charlotte	79 85	66	A	Georgia Tech	44 63									
117	A	Middle Tenn.	61 53	167	A	Samford	56 61									
71	A	UAB	80 63	332	H	Sam Houston St.	58 38									

Non-Div I Games: William Carey 82 44 Blue Mountain (MS) 96 46

Southern Miss.

Average RPI Win: 298		WON-LOST RECORD	WINNING PCT. RANK	LAST 10 GAMES	STRENGTH OF SCHEDULE	OPP. STRENGTH OF SCHEDULE	TEAM RPI	ADJ. RPI	CONF. RPI	ADJ CONF. RPI
Average RPI Loss: 123										
DIV. I ONLY		9- 10	202	8- 2	190	321	168	168	32	32
DIV. I NON-CONF.		0- 8	337	0- 1	32	27	259	259	32	32
TOTALS		RPI 1-25	RPI 26-50	W-L RECORDS		RPI 51-100	RPI 101-999	RPI 201+		
9- 10	0- 0		0- 2	OVERALL		0- 3	9- 5	9- 2		
5- 0	0- 0		0- 0	HOME		0- 0	5- 0	5- 0		
4- 9	0- 0		0- 2	AWAY		0- 2	4- 5	4- 2		
0- 1	0- 0		0- 0	NEUTRAL		0- 1	0- 0	0- 0		
0- 8	0- 0		0- 2	NON-CONFERENCE		0- 3	0- 3	0- 0		
0- 0	0- 0		0- 0	HOME		0- 0	0- 0	0- 0		
0- 7	0- 0		0- 2	AWAY		0- 2	0- 3	0- 0		
0- 1	0- 0		0- 0	NEUTRAL		0- 1	0- 0	0- 0		
9- 2	0- 0		0- 0	CONFERENCE		0- 0	9- 2	9- 2		
5- 0	0- 0		0- 0	HOME		0- 0	5- 0	5- 0		
4- 2	0- 0		0- 0	AWAY		0- 0	4- 2	4- 2		
0- 0	0- 0		0- 0	NEUTRAL		0- 0	0- 0	0- 0		

RPI 1-25				RPI 26-50				RPI 51-100				RPI 101+				Team's RPI: 168	
RPI	S	Opponent	Score	RPI	S	Opponent	Score	RPI	S	Opponent	Score	RPI	S	Opponent	Score		
				28	A	South Fla.	48 108	63	N	Tol edo	76 81	110	A	South Ala.	65 69		
				44	A	Okla homa St.	66 94	73	A	Indi ana	49 64	128	A	Bethune-Cookman	56 68		
								93	A	Auburn	47 65	183	A	Wi sconsi n	74 77		
												244	A	Grambl ing	71 79		
												244	H	Grambl ing	63 44		
												250	A	Texas Southern	67 57		
												262	A	Prai rie View	62 69		
												276	H	Al corn	64 56		
												306	A	Jackson St.	68 58		
												306	H	Jackson St.	86 76		
												308	H	Al abama A&M	77 62		
												317	H	Al abama St.	66 58		
												337	A	Ark. -Pi ne Bl uff	71 52		
												342	A	Mi ssi ssi ppi Val .	70 54		
LAST 12 Division I GAMES:																	
				306	A	Jackson St.	68 58	337	A	Ark. -Pi ne Bl uff	71 52						
				244	A	Grambl ing	71 79	306	H	Jackson St.	86 76						
				276	H	Al corn	64 56	244	H	Grambl ing	63 44						
				308	H	Al abama A&M	77 62	262	A	Prai rie View	62 69						
				317	H	Al abama St.	66 58	250	A	Texas Southern	67 57						
				342	A	Mi ssi ssi ppi Val .	70 54	63	N	Tol edo	76 81						

Non-Div I Games:	Mobile	86	54
------------------	--------	----	----

Southern U.

■ Loss, ■ Non-Conf, S Site, H Home A Away N Neutral

Average RPI Win:	263	WON-LOST	WINNING	LAST 10	STRENGTH OF	OPP. STRENGTH	TEAM	ADJ.	CONF.	ADJ CONF.
Average RPI Loss:	188	RECORD	PCT. RANK	GAMES	SCHEDULE	OF SCHEDULE	RPI	RPI	RPI	RPI
DIV. I ONLY	3- 19	327	2- 8	140	342	311	311	19	19	
DIV. I NON-CONF.	1- 10	327	0- 1	146	337	326	326	14	14	

TOTALS	RPI 1-25	RPI 26-50	W-L RECORDS	RPI 51-100	RPI 101-999	RPI 201+				
3- 19	0- 1	0- 0	OVERALL	0- 1	3- 17	2- 9				
2- 7	0- 0	0- 0	HOME	0- 1	2- 6	1- 3				
1- 12	0- 1	0- 0	AWAY	0- 0	1- 11	1- 6				
0- 0	0- 0	0- 0	NEUTRAL	0- 0	0- 0	0- 0				
1- 10	0- 1	0- 0	NON-CONFERENCE	0- 1	1- 8	1- 5				
1- 4	0- 0	0- 0	HOME	0- 1	1- 3	1- 1				
0- 6	0- 1	0- 0	AWAY	0- 0	0- 5	0- 4				
0- 0	0- 0	0- 0	NEUTRAL	0- 0	0- 0	0- 0				
2- 9	0- 0	0- 0	CONFERENCE	0- 0	2- 9	1- 4				
1- 3	0- 0	0- 0	HOME	0- 0	1- 3	0- 2				
1- 6	0- 0	0- 0	AWAY	0- 0	1- 6	1- 2				
0- 0	0- 0	0- 0	NEUTRAL	0- 0	0- 0	0- 0				

RPI 1-25				RPI 26-50				RPI 51-100				RPI 101+ Team's RPI: 311			
RPI	S	Opponent	Score	RPI	S	Opponent	Score	RPI	S	Opponent	Score	RPI	S	Opponent	Score
9	A	Oregon	38 98					64	H	UC Davis	59 85	119	A	BYU	67 75
												152	H	Binghamton	66 72
												154	A	Idaho	51 74
												159	A	Weber St.	50 65
												159	H	Weber St.	64 77
												165	A	Idaho St.	39 66
												165	H	Idaho St.	76 70
												175	H	UC Irvine	64 71
												186	A	Eastern Wash.	41 58
												203	A	San Diego	59 72
												226	A	Montana	71 81
												226	H	Montana	65 74
												229	H	CSU Bakersfield	45 46
												232	A	Montana St.	71 91
												232	H	Montana St.	57 63
												272	A	Grand Canyon	54 59
												283	A	Arizona	74 76
												297	H	Utah St.	70 67
												328	A	Northern Ariz.	60 57
												329	A	Utah Valley	61 69
LAST 12 Division I GAMES:															
165	A	Idaho St.	39 66	328	A	Northern Ariz.	60 57								
159	A	Weber St.	50 65	159	H	Weber St.	64 77								
232	H	Montana St.	57 63	165	H	Idaho St.	76 70								
226	H	Montana	65 74	226	A	Montana	71 81								
186	A	Eastern Wash.	41 58	232	A	Montana St.	71 91								
154	A	Idaho	51 74	283	A	Arizona	74 76								

Non-Div I Games:

Southern Utah

Average RPI Win:	227	WON-LOST	WINNING	LAST 10	STRENGTH OF	OPP. STRENGTH	TEAM	ADJ.	CONF.	ADJ CONF.
Average RPI Loss:	127	RECORD	PCT. RANK	GAMES	SCHEDULE	OF SCHEDULE	RPI	RPI	RPI	RPI
DIV. I ONLY	7- 17	282	2- 8	99	185	243	243	12	12	
DIV. I NON-CONF.	5- 8	220	0- 1	99	246	200	200	10	10	

TOTALS	RPI 1-25	RPI 26-50	W-L RECORDS	RPI 51-100	RPI 101-999	RPI 201+				
7- 17	0- 1	0- 1	OVERALL	1- 6	6- 9	4- 3				
5- 7	0- 1	0- 0	HOME	1- 2	4- 4	3- 0				
1- 10	0- 0	0- 1	AWAY	0- 4	1- 5	0- 3				
1- 0	0- 0	0- 0	NEUTRAL	0- 0	1- 0	1- 0				
5- 8	0- 1	0- 0	NON-CONFERENCE	1- 3	4- 4	2- 2				
3- 3	0- 1	0- 0	HOME	1- 1	2- 1	1- 0				
1- 5	0- 0	0- 0	AWAY	0- 2	1- 3	0- 2				
1- 0	0- 0	0- 0	NEUTRAL	0- 0	1- 0	1- 0				
2- 9	0- 0	0- 1	CONFERENCE	0- 3	2- 5	2- 1				
2- 4	0- 0	0- 0	HOME	0- 1	2- 3	2- 0				
0- 5	0- 0	0- 1	AWAY	0- 2	0- 2	0- 1				
0- 0	0- 0	0- 0	NEUTRAL	0- 0	0- 0	0- 0				

RPI 1-25				RPI 26-50				RPI 51-100				RPI 101+				Team's RPI: 243
RPI	S	Opponent	Score	RPI	S	Opponent	Score	RPI	S	Opponent	Score	RPI	S	Opponent	Score	
21	H	Buffalo	59 76	45	A	Dayton	59 80	55	A	Duquesne	59 73	102	A	Saint Louis	55 78	
								63	H	Tol edo	39 58	112	H	George Mason	63 76	
								74	A	Fordham	48 72	130	H	Del aware	52 53	
								76	H	Penn St.	65 62	133	A	Bucknel l	59 48	
								80	A	Al bany (NY)	52 69	157	H	Davi dson	68 75	
								83	A	Navy	48 86	192	H	Saint Joseph's	64 70	
								94	H	George Washi ngton	56 63	197	A	Si ena	62 70	
												198	H	Eastern Mi ch.	70 51	
												224	A	La Salle	63 66	
												230	A	Hofstra	68 71	
												238	H	Ni agara	76 58	
												287	H	Massachusetts	69 59	
												296	A	Can i si us	69 71	
												326	N	UMBC	63 54	
												331	H	Rhode Isl and	81 70	

LAST 12 Division I GAMES:																
				94	H	George Washington	56 63	224	A	La Salle	63 66					
				112	H	George Mason	63 76	45	A	Dayton	59 80					
				55	A	Duquesne	59 73	287	H	Massachusetts	69 59					
				74	A	Fordham	48 72	192	H	Saint Joseph's	64 70					
				157	H	Davi dson	68 75	102	A	Saint Louis	55 78					
				331	H	Rhode Isl and	81 70	230	A	Hofstra	68 71					

Non-Div I Games:

St. Bonaventure

Average RPI Win:	283	WON-LOST	WINNING	LAST 10	STRENGTH OF	OPP. STRENGTH	TEAM	ADJ.	CONF.	ADJ CONF.
Average RPI Loss:	207	RECORD	PCT. RANK	GAMES	SCHEDULE	OF SCHEDULE	RPI	RPI	RPI	RPI
DIV. I ONLY	9- 13	224	5- 5	324	305	274	274	29	29	
DIV. I NON-CONF.	4- 7	226	0- 1	293	277	277	277	29	29	

TOTALS	RPI 1-25	RPI 26-50	W-L RECORDS	RPI 51-100	RPI 101-999	RPI 201+				
9- 13	0- 0	0- 0	OVERALL	0- 2	9- 11	8- 8				
6- 2	0- 0	0- 0	HOME	0- 0	6- 2	5- 2				
3- 10	0- 0	0- 0	AWAY	0- 2	3- 8	3- 5				
0- 1	0- 0	0- 0	NEUTRAL	0- 0	0- 1	0- 1				
4- 7	0- 0	0- 0	NON-CONFERENCE	0- 2	4- 5	3- 4				
3- 1	0- 0	0- 0	HOME	0- 0	3- 1	2- 1				
1- 5	0- 0	0- 0	AWAY	0- 2	1- 3	1- 2				
0- 1	0- 0	0- 0	NEUTRAL	0- 0	0- 1	0- 1				
5- 6	0- 0	0- 0	CONFERENCE	0- 0	5- 6	5- 4				
3- 1	0- 0	0- 0	HOME	0- 0	3- 1	3- 1				
2- 5	0- 0	0- 0	AWAY	0- 0	2- 5	2- 3				
0- 0	0- 0	0- 0	NEUTRAL	0- 0	0- 0	0- 0				

RPI 1-25				RPI 26-50				RPI 51-100				RPI 101+				Team's RPI: 274
RPI	S	Opponent	Score	RPI	S	Opponent	Score	RPI	S	Opponent	Score	RPI	S	Opponent	Score	
								59	A	St. John's (NY)	49 73	132	A	Saint Francis (PA)	75 90	
								95	A	Seton Hall	50 84	153	A	Robert Morris	36 59	
												176	H	Army West Point	73 52	
												193	A	Fla. Atlantic	60 80	
												204	H	Morehead St.	59 73	
												218	N	Norfolk St.	51 52	
												223	H	Loyola Maryland	64 47	
												234	A	Howard	69 72	
												252	A	Manhattan	54 57	
												266	H	Fairleigh Dickinson	62 70	
												279	A	LIU Brooklyn	59 61	
												282	A	Bryant	63 73	
												284	A	Mt. St. Mary's	75 56	
												284	H	Mt. St. Mary's	82 73	
												286	H	Sacred Heart	63 48	
												293	A	Central Conn. St.	78 70	
												323	A	Wagner	47 50	
												323	H	Wagner	80 76	
												338	H	Iona	72 63	
												344	A	Saint Peter's	64 49	

LAST 12 Division I GAMES:																
				284	A	Mt. St. Mary's	75 56					323	H	Wagner	80 76	
				323	A	Wagner	47 50					284	H	Mt. St. Mary's	82 73	
				286	H	Sacred Heart	63 48					153	A	Robert Morris	36 59	
				266	H	Fairleigh Dickinson	62 70					132	A	Saint Francis (PA)	75 90	
				282	A	Bryant	63 73					279	A	LIU Brooklyn	59 61	
				293	A	Central Conn. St.	78 70					204	H	Morehead St.	59 73	

Non-Div I Games:

St. Francis Brooklyn

Average RPI	Win: 119	WON-LOST RECORD	WINNING PCT. RANK	LAST 10 GAMES	STRENGTH OF SCHEDULE	OPP. STRENGTH OF SCHEDULE	TEAM RPI	ADJ. RPI	CONF. RPI	ADJ. CONF. RPI
Average RPI	Loss: 70									
DIV. I ONLY	14- 10	122	2- 3	19	57	59	59	6	6	
DIV. I NON-CONF.	7- 4	102	0- 1	5	90	30	30	6	6	

TOTALS	RPI 1-25	RPI 26-50	W-L RECORDS	RPI 51-100	RPI 101-999	RPI 201+				
14- 10	1- 3	2- 3	OVERALL	4- 2	7- 2	3- 0				
9- 3	1- 1	1- 0	HOME	2- 1	5- 1	2- 0				
4- 5	0- 1	1- 2	AWAY	2- 1	1- 1	1- 0				
1- 2	0- 1	0- 1	NEUTRAL	0- 0	1- 0	0- 0				
7- 4	0- 2	1- 1	NON-CONFERENCE	2- 1	4- 0	1- 0				
4- 2	0- 1	0- 0	HOME	1- 1	3- 0	1- 0				
2- 0	0- 0	1- 0	AWAY	1- 0	0- 0	0- 0				
1- 2	0- 1	0- 1	NEUTRAL	0- 0	1- 0	0- 0				
7- 6	1- 1	1- 2	CONFERENCE	2- 1	3- 2	2- 0				
5- 1	1- 0	1- 0	HOME	1- 0	2- 1	1- 0				
2- 5	0- 1	0- 2	AWAY	1- 1	1- 1	1- 0				
0- 0	0- 0	0- 0	NEUTRAL	0- 0	0- 0	0- 0				

RPI 1-25				RPI 26-50				RPI 51-100				Team's RPI : 59				RPI 101+			
RPI	S	Opponent	Score	RPI	S	Opponent	Score	RPI	S	Opponent	Score	RPI	S	Opponent	Score	RPI	S	Opponent	Score
17	N	South Carolina	58 76	28	N	South Fla.	59 68	74	H	Fordham	64 67	107	N	Western Mi ch.	76 48				
21	H	Buffalo	72 73	32	A	Marquette	72 74	77	H	James Madison	81 64	125	H	Georgetown	64 41				
24	A	DePaul	67 76	37	A	Creighton	39 53	80	A	Albany (NY)	71 66	139	H	William & Mary	92 81				
25	H	Villanova	70 64	37	H	Creighton	72 65	95	A	Seton Hall	57 62	150	H	Kansas	65 53				
				42	A	Miami (FL)	74 64	96	A	Butler	73 55	188	A	Providence	68 70				
								96	H	Butler	76 38	188	H	Providence	44 49				
												207	A	Xavier	67 63				
												207	H	Xavier	70 36				
												274	H	St. Francis Brooklyn	73 49				

LAST 12 Division I GAMES:																			
				28	N	South Fla.	59 68	25	H	Villanova	70 64								
				207	H	Xavier	70 36	125	H	Georgetown	64 41								
				96	H	Butler	76 38	96	A	Butler	73 55								
				188	A	Providence	68 70	207	A	Xavier	67 63								
				37	A	Creighton	39 53	37	H	Creighton	72 65								
				95	A	Seton Hall	57 62	188	H	Providence	44 49								

Non-Div I Games:

St. John's (NY)

Average RPI	Win:	121	WON-LOST	WINNING	LAST 10	STRENGTH OF	OPP. STRENGTH	TEAM	ADJ.	CONF.	ADJ CONF.
Average RPI	Loss:	21	RECORD	PCT. RANK	GAMES	SCHEDULE	OF SCHEDULE	RPI	RPI	RPI	RPI
DIV. I ONLY		16- 8		76	8- 2	3	16	12	12	4	4
DIV. I NON-CONF.		6- 6		170	0- 0	4	15	38	38	3	3

TOTALS	RPI 1-25		RPI 26-50		W-L RECORDS	RPI 51-100		RPI 101-999		RPI 201+	
16- 8	2- 6		2- 1		OVERALL	5- 0		7- 1		4- 0	
9- 2	1- 1		1- 0		HOME	3- 0		4- 1		3- 0	
5- 4	1- 3		1- 1		AWAY	1- 0		2- 0		1- 0	
2- 2	0- 2		0- 0		NEUTRAL	1- 0		1- 0		0- 0	
6- 6	0- 5		0- 0		NON-CONFERENCE	2- 0		4- 1		2- 0	
3- 2	0- 1		0- 0		HOME	1- 0		2- 1		2- 0	
1- 2	0- 2		0- 0		AWAY	0- 0		1- 0		0- 0	
2- 2	0- 2		0- 0		NEUTRAL	1- 0		1- 0		0- 0	
10- 2	2- 1		2- 1		CONFERENCE	3- 0		3- 0		2- 0	
6- 0	1- 0		1- 0		HOME	2- 0		2- 0		1- 0	
4- 2	1- 1		1- 1		AWAY	1- 0		1- 0		1- 0	
0- 0	0- 0		0- 0		NEUTRAL	0- 0		0- 0		0- 0	

RPI	S	Opponent	Score	RPI	S	Opponent	Score	RPI	S	Opponent	Score	RPI	S	Opponent	Score
1	N	UConn	53 78	31	A	Arizona St.	66 73	51	A	Southern Cal i forni a	59 55	103	H	Western Ill.	64 71
5	A	Ohio St.	64 85	31	H	Arizona St.	74 50	51	H	Southern Cal i forni a	72 65	135	N	Kent St.	79 54
5	N	Ohio St.	82 94	50	A	Oregon St.	60 57	70	N	Belmont	74 53	163	A	San Franci sco	86 66
7	A	UCLA	53 64					82	H	Washington St.	70 57	172	H	Washing ton	71 45
7	H	UCLA	76 65					91	H	UNLV	74 33	229	H	CSU Bakersfi el d	57 34
8	A	Bayl or	57 81									235	H	UC Ri versi de	53 43
9	A	Oregon	78 65									283	A	Ari zona	61 46
10	H	Tennessee	71 83									283	H	Ari zona	79 42

LAST 12 Division I GAMES:															
9	A	Oregon	78 65	172	H	Washington	71 45								
50	A	Oregon St.	60 57	82	H	Washington St.	70 57								
283	H	Arizona	79 42	31	A	Arizona St.	66 73								
31	H	Arizona St.	74 50	283	A	Arizona	61 46								
7	A	UCLA	53 64	51	H	Southern Cal i forni a	72 65								
51	A	Southern Cal i forni a	59 55	7	H	UCLA	76 65								

Non-Div I Games:

Stanford

Average RPI Win: 224
Average RPI Loss: 118

WON-LOST
RECORD

WINNING
PCT. RANK

LAST 10
GAMES

STRENGTH OF
SCHEDULE

OPP. STRENGTH
OF SCHEDULE

TEAM
RPI

ADJ.
RPI

CONF.
RPI

ADJ CONF.
RPI

DIV. I ONLY	12- 11	162	6- 4	174	156	169	169	22	22
DIV. I NON-CONF.	7- 7	170	2- 1	119	97	145	145	21	21
<hr/>									
TOTALS	RPI 1-25	RPI 26-50	W-L RECORDS	RPI 51-100	RPI 101-999	RPI 201+			
12- 11	0- 2	0- 1	OVERALL	1- 3	11- 5	8- 2			
7- 2	0- 0	0- 0	HOME	1- 1	6- 1	5- 0			
3- 5	0- 2	0- 1	AWAY	0- 1	3- 1	2- 1			
2- 4	0- 0	0- 0	NEUTRAL	0- 1	2- 3	1- 1			
7- 7	0- 2	0- 0	NON-CONFERENCE	1- 1	6- 4	3- 1			
4- 1	0- 0	0- 0	HOME	1- 0	3- 1	2- 0			
1- 2	0- 2	0- 0	AWAY	0- 0	1- 0	0- 0			
2- 4	0- 0	0- 0	NEUTRAL	0- 1	2- 3	1- 1			
5- 4	0- 0	0- 1	CONFERENCE	0- 2	5- 1	5- 1			
3- 1	0- 0	0- 0	HOME	0- 1	3- 0	3- 0			
2- 3	0- 0	0- 1	AWAY	0- 1	2- 1	2- 1			
0- 0	0- 0	0- 0	NEUTRAL	0- 0	0- 0	0- 0			

RPI 1-25				RPI 26-50				RPI 51-100				RPI 101+ Team's RPI: 169			
RPI	S	Opponent	Score	RPI	S	Opponent	Score	RPI	S	Opponent	Score	RPI	S	Opponent	Score
6	A	Florida St.	39 84	38	A	FGCU	40 80	52	N	Western Ky.	58 66	101	N	Wright St.	59 64
11	A	Texas	59 95					90	H	Chattanooga	78 67	143	A	SIUE	65 61
								98	A	Jacksonville	63 73	146	H	Texas St.	61 54
								98	H	Jacksonville	54 61	160	H	High Point	64 69
												170	N	Florida	85 71
												188	N	Providence	45 56
												209	H	Richmond	72 67
												228	A	North Florida	68 51
												228	H	North Florida	68 55
												237	H	Northern Ky.	67 56
												260	N	UMKC	50 67
												264	A	Lipscomb	59 55
												285	A	Kennesaw St.	49 66
												294	H	USC Upstate	62 61
												330	N	Delaware St.	58 43
												346	H	NJIT	73 55
<hr/>															
LAST 12 Division I GAMES:															
				98	H	Jacksonville	54 61	346	H	NJIT	73 55				
				228	A	North Florida	68 51	294	H	USC Upstate	62 61				
				98	A	Jacksonville	63 73	38	A	FGCU	40 80				
				228	H	North Florida	68 55	330	N	Delaware St.	58 43				
				285	A	Kennesaw St.	49 66	260	N	UMKC	50 67				
				264	A	Lipscomb	59 55	146	H	Texas St.	61 54				

Non-Div I Games: Thomas (GA) 92 41 Webber Int'l 67 30

Stetson

Loss, Non-Conf, S Site, H Home A Away N Neutral

Average RPI Win:	279	WON-LOST	WINNING	LAST 10	STRENGTH OF	OPP. STRENGTH	TEAM	ADJ.	CONF.	ADJ CONF.
Average RPI Loss:	127	RECORD	PCT. RANK	GAMES	SCHEDULE	OF SCHEDULE	RPI	RPI	RPI	RPI
DIV. I ONLY	13- 11	148	6- 4	288	252	211	211	20	20	
DIV. I NON-CONF.	7- 5	132	0- 0	331	251	223	223	24	24	

TOTALS	RPI 1-25	RPI 26-50	W-L RECORDS	RPI 51-100	RPI 101-999	RPI 201+				
13- 11	0- 0	0- 1	OVERALL	0- 4	13- 6	11- 1				
6- 5	0- 0	0- 0	HOME	0- 1	6- 4	6- 0				
7- 6	0- 0	0- 1	AWAY	0- 3	7- 2	5- 1				
0- 0	0- 0	0- 0	NEUTRAL	0- 0	0- 0	0- 0				
7- 5	0- 0	0- 1	NON-CONFERENCE	0- 1	7- 3	7- 1				
4- 1	0- 0	0- 0	HOME	0- 0	4- 1	4- 0				
3- 4	0- 0	0- 1	AWAY	0- 1	3- 2	3- 1				
0- 0	0- 0	0- 0	NEUTRAL	0- 0	0- 0	0- 0				
6- 6	0- 0	0- 0	CONFERENCE	0- 3	6- 3	4- 0				
2- 4	0- 0	0- 0	HOME	0- 1	2- 3	2- 0				
4- 2	0- 0	0- 0	AWAY	0- 2	4- 0	2- 0				
0- 0	0- 0	0- 0	NEUTRAL	0- 0	0- 0	0- 0				

RPI 1-25	RPI 26-50	RPI 51-100	RPI 101+	Team's RPI: 211
RPI S Opponent Score	RPI S Opponent Score	RPI S Opponent Score	RPI S Opponent Score	
	36 A Syracuse 70 81	67 A Maine 56 64	118 H Yale 71 77	
		69 A Harvard 53 60	152 A Binghamton 67 59	
		80 A Albany (NY) 58 64	152 H Binghamton 64 69	
		80 H Albany (NY) 68 72	158 A Hartford 66 58	
			158 H Hartford 68 75	
			178 H New Hampshire 50 51	
			187 A Northwestern 36 68	
			230 A Hofstra 73 49	
			252 H Manhattan 74 59	
			266 A Fairleigh Dickinson 56 51	
			271 H Vermont 80 57	
			273 A Cornell 40 48	
			293 H Central Conn. St. 60 55	
			323 H Wagner 69 50	
			325 A Ga. Southern 68 49	
			326 A UMBC 69 44	
			338 H Iona 63 46	
			347 A UMass Lowell 63 60	
			347 H UMass Lowell 59 50	
LAST 12 Division I GAMES:				
	347 A UMass Lowell 63 60	178 H New Hampshire 50 51		
	152 H Binghamton 64 69	152 A Binghamton 67 59		
	158 A Hartford 66 58	271 H Vermont 80 57		
	326 A UMBC 69 44	80 H Albany (NY) 68 72		
	80 A Albany (NY) 58 64	158 H Hartford 68 75		
	347 H UMass Lowell 59 50	67 A Maine 56 64		

Non-Div I Games: Farmingdale St. 76 25

Stony Brook

Average RPI Win:	165	WON-LOST	WINNING	LAST 10	STRENGTH OF	OPP. STRENGTH	TEAM	ADJ.	CONF.	ADJ CONF.
Average RPI Loss:	22	RECORD	PCT. RANK	GAMES	SCHEDULE	OF SCHEDULE	RPI	RPI	RPI	RPI
DIV. I ONLY	17- 7	57	5- 5	50	25	36	36	1	1	
DIV. I NON-CONF.	12- 1	6	1- 0	161	99	32	32	1	1	

TOTALS	RPI 1-25	RPI 26-50	W-L RECORDS	RPI 51-100	RPI 101-999	RPI 201+				
17- 7	1- 4	0- 2	OVERALL	4- 1	12- 0	5- 0				
11- 2	1- 1	0- 0	HOME	2- 1	8- 0	4- 0				
3- 4	0- 2	0- 2	AWAY	2- 0	1- 0	0- 0				
3- 1	0- 1	0- 0	NEUTRAL	0- 0	3- 0	1- 0				
12- 1	0- 1	0- 0	NON-CONFERENCE	3- 0	9- 0	5- 0				
7- 0	0- 0	0- 0	HOME	1- 0	6- 0	4- 0				
2- 0	0- 0	0- 0	AWAY	2- 0	0- 0	0- 0				
3- 1	0- 1	0- 0	NEUTRAL	0- 0	3- 0	1- 0				
5- 6	1- 3	0- 2	CONFERENCE	1- 1	3- 0	0- 0				
4- 2	1- 1	0- 0	HOME	1- 1	2- 0	0- 0				
1- 4	0- 2	0- 2	AWAY	0- 0	1- 0	0- 0				
0- 0	0- 0	0- 0	NEUTRAL	0- 0	0- 0	0- 0				

RPI 1-25				RPI 26-50				Team's RPI: 36				RPI 51-100				RPI 101+			
RPI	S	Opponent	Score	RPI	S	Opponent	Score	RPI	S	Opponent	Score	RPI	S	Opponent	Score	RPI	S	Opponent	Score
2	A	Notre Dame	72 87	30	A	Virginia	63 68	54	H	Virginia Tech	64 73	123	N	Vanderbilt	84 78				
3	N	Mississippi St.	65 76	42	A	Miami (FL)	67 72	56	H	Drexel	72 62	140	H	Clemson	86 51				
4	H	Louisville	77 84					66	H	Georgia Tech	88 77	148	H	Pittsburgh	70 52				
6	H	Florida St.	76 69					91	A	UNLV	69 55	158	H	Hartford	75 63				
22	A	NC State	56 60					94	A	George Washington	74 62	183	N	Wisconsin	77 74				
																187	H	Northwestern	81 74
																196	A	Boston College	75 57
																211	H	Stony Brook	81 70
																275	H	Morgan St.	95 68
																280	H	Colgate	79 39
																281	N	Coastal Caro.	69 57
																304	H	UMES	68 45

TCU		Average RPI Win: 161	WON-LOST RECORD	WINNING PCT. RANK	LAST 10 GAMES	STRENGTH OF SCHEDULE	OPP. STRENGTH OF SCHEDULE	TEAM RPI	ADJ. RPI	CONF. RPI	ADJ CONF. RPI
Average RPI Loss: 60											
DIV. I ONLY		16- 7		67	7- 3	79	49	62	62	5	5
DIV. I NON-CONF.		9- 2		34	0- 0	203	204	80	80	5	5

TOTALS	RPI 1-25		RPI 26-50		W-L RECORDS	RPI 51-100		RPI 101-999		RPI 201+	
16- 7	1- 2		1- 2		OVERALL	2- 1		12- 2		5- 0	
10- 3	1- 0		1- 1		HOME	0- 1		8- 1		3- 0	
4- 4	0- 2		0- 1		AWAY	2- 0		2- 1		1- 0	
2- 0	0- 0		0- 0		NEUTRAL	0- 0		2- 0		1- 0	
9- 2	0- 1		0- 0		NON-CONFERENCE	0- 0		9- 1		4- 0	
6- 1	0- 0		0- 0		HOME	0- 0		6- 1		2- 0	
1- 1	0- 1		0- 0		AWAY	0- 0		1- 0		1- 0	
2- 0	0- 0		0- 0		NEUTRAL	0- 0		2- 0		1- 0	
7- 5	1- 1		1- 2		CONFERENCE	2- 1		3- 1		1- 0	
4- 2	1- 0		1- 1		HOME	0- 1		2- 0		1- 0	
3- 3	0- 1		0- 1		AWAY	2- 0		1- 1		0- 0	
0- 0	0- 0		0- 0		NEUTRAL	0- 0		0- 0		0- 0	

RPI 1-25				RPI 26-50				RPI 51-100				Team's RPI : 62				RPI 101+			
RPI	S	Opponent	Score	RPI	S	Opponent	Score	RPI	S	Opponent	Score	RPI	S	Opponent	Score	RPI	S	Opponent	Score
11	A	Texas	65 92	29	A	Oklahoma	71 84	53	A	West Virginia	76 74	105	H	Alabama	88 67				
11	H	Texas	79 77	29	H	Oklahoma	62 58	53	H	West Virginia	82 87	115	A	Iowa St.	75 52				
15	A	Texas A&M	58 71	44	H	Oklahoma St.	54 71	88	A	Kansas St.	68 63	118	H	Yale	72 82				
												146	H	Texas St.	82 58				
												150	A	Kansas	77 86				
												150	H	Kansas	76 66				
												154	N	Idaho	86 76				
												191	H	Hampton	90 68				
												199	H	Oral Roberts	72 58				
												212	A	SMU	64 58				
												226	H	Texas Tech	93 72				
												283	N	Arizona	68 59				
												289	H	Southeastern La.	112 62				
												320	H	Northwestern St.	89 51				
LAST 12 Division I GAMES:																			
				44	H	Oklahoma St.	54 71	53	A	West Virginia	76 74								
				11	A	Texas	65 92	11	H	Texas	79 77								
				115	A	Iowa St.	75 52	226	H	Texas Tech	93 72								
				29	H	Oklahoma	62 58	29	A	Oklahoma	71 84								
				88	A	Kansas St.	68 63	150	A	Kansas	77 86								
				150	H	Kansas	76 66	53	H	West Virginia	82 87								

Non-Div I Games:

TCU

Average RPI Win: 223

Average RPI Loss: 67

WON-LOST
RECORDWINNING
PCT. RANKLAST 10
GAMESSTRENGTH OF
SCHEDULEOPP. STRENGTH
OF SCHEDULETEAM
RPIADJ.
RPICONF.
RPIADJ CONF.
RPIDIV. I ONLY
DIV. I NON-CONF.10- 13
8- 5213
1112- 8
0- 280
18376
108179
171179
1718
78
7

TOTALS

RPI 1-25

RPI 26-50

W-L RECORDS

RPI 51-100

RPI 101-999

RPI 201+

10- 13

0- 4

0- 4

OVERALL

1- 2

9- 3

5- 1

8- 8

0- 4

0- 2

HOME

1- 1

7- 1

3- 0

2- 5

0- 0

0- 0

AWAY

0- 1

2- 0

2- 0

0- 0

0- 0

0- 0

NEUTRAL

0- 0

0- 0

0- 0

8- 5

0- 3

0- 0

NON-CONFERENCE

1- 1

7- 1

4- 0

6- 5

0- 3

0- 0

HOME

1- 1

5- 1

2- 0

2- 0

0- 0

0- 0

AWAY

0- 0

2- 0

2- 0

0- 0

0- 0

0- 0

NEUTRAL

0- 0

0- 0

0- 0

2- 8

0- 1

0- 4

CONFERENCE

0- 1

2- 2

1- 1

2- 3

0- 1

0- 2

HOME

0- 0

2- 0

1- 0

0- 5

0- 0

0- 2

AWAY

0- 1

0- 2

0- 1

0- 0

0- 0

0- 0

NEUTRAL

0- 0

0- 0

0- 0

RPI 1-25

RPI 26-50

RPI 51-100

RPI 101+

Team's RPI: 179

RPI	S	Opponent	Score
1	H	UConn	57 113
17	H	South Carolina	60 87
18	H	Rutgers	67 84
25	H	Villanova	65 69

RPI	S	Opponent	Score
28	A	South Fla.	60 76
28	H	South Fla.	73 89
48	A	UCF	46 76
49	H	Houston	75 99

RPI	S	Opponent	Score
69	H	Harvard	86 64
86	H	Penn	59 74
97	A	Tulane	65 69

RPI	S	Opponent	Score
122	H	Ole Miss	48 64
138	A	Cincinnati	72 80
166	H	Marist	83 77
182	H	Tulsa	76 75
191	H	Hampton	65 56
192	H	Saint Joseph's	69 66
212	A	SMU	56 60
212	H	SMU	55 52
224	A	La Salle	69 52
323	H	Wagner	70 36
330	H	Delaware St.	96 72
338	A	Iona	59 54

LAST 12 Division I GAMES:

97	A	Tulane	65 69	49	H	Houston	75 99
182	H	Tulsa	76 75	138	A	Cincinnati	72 80
212	A	SMU	56 60	28	H	South Fla.	73 89
28	A	South Fla.	60 76	212	H	SMU	55 52
86	H	Penn	59 74	48	A	UCF	46 76
1	H	UConn	57 113	17	H	South Carolina	60 87

Temple

Temple

Non-Div I Games:

Temple

Average RPI	Win:	110	WON-LOST	WINNING	LAST 10	STRENGTH OF	OPP. STRENGTH	TEAM	ADJ.	CONF.	ADJ CONF.
Average RPI	Loss:	12	RECORD	PCT. RANK	GAMES	SCHEDULE	OF SCHEDULE	RPI	RPI	RPI	RPI
DIV. I ONLY		20- 4	14	6- 4	22	6	10	10	2	2	
DIV. I NON-CONF.		12- 1	6	0- 1	23	31	4	4	2	2	

TOTALS	RPI 1-25		RPI 26-50		W-L RECORDS	RPI 51-100		RPI 101-999		RPI 201+	
20- 4	4- 3		2- 1		OVERALL	4- 0		10- 0		2- 0	
11- 1	2- 1		0- 0		HOME	2- 0		7- 0		1- 0	
6- 3	2- 2		0- 1		AWAY	1- 0		3- 0		1- 0	
3- 0	0- 0		2- 0		NEUTRAL	1- 0		0- 0		0- 0	
12- 1	2- 1		2- 0		NON-CONFERENCE	2- 0		6- 0		2- 0	
7- 0	1- 0		0- 0		HOME	1- 0		5- 0		1- 0	
2- 1	1- 1		0- 0		AWAY	0- 0		1- 0		1- 0	
3- 0	0- 0		2- 0		NEUTRAL	1- 0		0- 0		0- 0	
8- 3	2- 2		0- 1		CONFERENCE	2- 0		4- 0		0- 0	
4- 1	1- 1		0- 0		HOME	1- 0		2- 0		0- 0	
4- 2	1- 1		0- 1		AWAY	1- 0		2- 0		0- 0	
0- 0	0- 0		0- 0		NEUTRAL	0- 0		0- 0		0- 0	

RPI	S	Opponent	Score	RPI	S	Opponent	Score	RPI	S	Opponent	Score	RPI	S	Opponent	Score
2	A	Notre Dame	70 84	26	A	LSU	59 70	72	N	South Dakota	69 49	106	A	Kentucky	63 49
3	H	Mississippi St.	52 71	32	N	Marquette	101 99	77	H	James Madison	89 60	122	H	Ole Miss	75 66
11	H	Texas	82 75	44	N	Oklahoma St.	79 69	92	A	Arkansas	90 85	123	A	Vanderbilt	74 64
12	A	Stanford	83 71					93	H	Auburn	70 59	123	H	Vanderbilt	86 73
15	A	Texas A&M	76 79									129	H	Central Ark.	77 34
15	H	Texas A&M	82 67									141	H	ETSU	87 49
17	A	South Carolina	86 70									171	H	Wichita St.	68 56
												181	H	Troy	131 69
												317	H	Alabama St.	104 51
												327	A	Long Beach St.	90 61

LAST 12 Division I GAMES:															
92	A	Arkansas	90 85	2	A	Notre Dame	70 84	17	A	South Carolina	86 70	15	A	Texas A&M	76 79
123	A	Vanderbilt	74 64	26	A	LSU	59 70	123	H	Vanderbilt	86 73	93	H	Auburn	70 59
15	H	Texas A&M	82 67	122	H	Ole Miss	75 66	106	A	Kentucky	63 49				
3	H	Mississippi St.	52 71												

Non-Div I Games:

Tennessee

Average RPI Win:	310	WON-LOST	WINNING	LAST 10	STRENGTH OF	OPP. STRENGTH	TEAM	ADJ.	CONF.	ADJ CONF.
Average RPI Loss:	196	RECORD	PCT. RANK	GAMES	SCHEDULE	OF SCHEDULE	RPI	RPI	RPI	RPI
DIV. I ONLY	4- 17	311	3- 7	277	318	333	333	26	26	
DIV. I NON-CONF.	1- 7	310	0- 0	182	299	327	327	27	27	

TOTALS	RPI 1-25	RPI 26-50	W-L RECORDS	RPI 51-100	RPI 101-999	RPI 201+				
4- 17	0- 1	0- 1	OVERALL	0- 1	4- 14	4- 9				
3- 9	0- 0	0- 1	HOME	0- 1	3- 7	3- 5				
1- 8	0- 1	0- 0	AWAY	0- 0	1- 7	1- 4				
0- 0	0- 0	0- 0	NEUTRAL	0- 0	0- 0	0- 0				
1- 7	0- 1	0- 1	NON-CONFERENCE	0- 0	1- 5	1- 3				
1- 4	0- 0	0- 1	HOME	0- 0	1- 3	1- 2				
0- 3	0- 1	0- 0	AWAY	0- 0	0- 2	0- 1				
0- 0	0- 0	0- 0	NEUTRAL	0- 0	0- 0	0- 0				
3- 10	0- 0	0- 0	CONFERENCE	0- 1	3- 9	3- 6				
2- 5	0- 0	0- 0	HOME	0- 1	2- 4	2- 3				
1- 5	0- 0	0- 0	AWAY	0- 0	1- 5	1- 3				
0- 0	0- 0	0- 0	NEUTRAL	0- 0	0- 0	0- 0				

RPI 1-25				RPI 26-50				RPI 51-100				RPI 101+				Team's RPI: 333
RPI	S	Opponent	Score	RPI	S	Opponent	Score	RPI	S	Opponent	Score	RPI	S	Opponent	Score	
4	A	Louisville	56 95	43	H	Ball St.	65 85	70	H	Belmont	70 87	143	A	SIUE	63 74	
												143	H	SIUE	76 88	
												177	A	Memphis	75 79	
												181	H	Troy	66 95	
												201	A	UT Martin	68 80	
												202	H	Jacksonville St.	56 75	
												204	A	Morehead St.	81 97	
												215	A	Arkansas St.	62 68	
												221	A	Southeast Mo. St.	66 71	
												239	H	Austin Peay	59 75	
												264	H	Lipscomb	71 64	
												298	H	Murray St.	73 85	
												308	H	Alabama A&M	75 77	
												309	H	Tennessee Tech	76 66	
												322	A	Eastern Ky.	59 58	
												335	H	Marshall	65 71	
												345	A	Eastern Ill.	59 66	
												345	H	Eastern Ill.	86 68	

LAST 12 Division I GAMES:																
				70	H	Belmont	70 87	239	H	Austin Peay	59 75					
				322	A	Eastern Ky.	59 58	143	A	SIUE	63 74					
				204	A	Morehead St.	81 97	345	A	Eastern Ill.	59 66					
				345	H	Eastern Ill.	86 68	309	H	Tennessee Tech	76 66					
				143	H	SIUE	76 88	202	H	Jacksonville St.	56 75					
				298	H	Murray St.	73 85	221	A	Southeast Mo. St.	66 71					

Non-Div I Games: Fisk 93 48

Tennessee St.

Average RPI Win:	282	WON-LOST	WINNING	LAST 10	STRENGTH OF	OPP. STRENGTH	TEAM	ADJ.	CONF.	ADJ CONF.
Average RPI Loss:	184	RECORD	PCT. RANK	GAMES	SCHEDULE	OF SCHEDULE	RPI	RPI	RPI	RPI
DIV. I ONLY	4- 18	314	3- 7	204	316	309	309	26	26	
DIV. I NON-CONF.	1- 8	313	0- 0	101	232	288	288	27	27	
<hr/>										
TOTALS	RPI 1-25	RPI 26-50	W-L RECORDS	RPI 51-100	RPI 101-999	RPI 201+				
4- 18	0- 1	0- 0	OVERALL	0- 2	4- 15	4- 8				
2- 8	0- 0	0- 0	HOME	0- 1	2- 7	2- 5				
2- 10	0- 1	0- 0	AWAY	0- 1	2- 8	2- 3				
0- 0	0- 0	0- 0	NEUTRAL	0- 0	0- 0	0- 0				
1- 8	0- 1	0- 0	NON-CONFERENCE	0- 1	1- 6	1- 1				
1- 3	0- 0	0- 0	HOME	0- 1	1- 2	1- 1				
0- 5	0- 1	0- 0	AWAY	0- 0	0- 4	0- 0				
0- 0	0- 0	0- 0	NEUTRAL	0- 0	0- 0	0- 0				
3- 10	0- 0	0- 0	CONFERENCE	0- 1	3- 9	3- 7				
1- 5	0- 0	0- 0	HOME	0- 0	1- 5	1- 4				
2- 5	0- 0	0- 0	AWAY	0- 1	2- 4	2- 3				
0- 0	0- 0	0- 0	NEUTRAL	0- 0	0- 0	0- 0				

RPI	S	Opponent	Score	RPI	S	Opponent	Score	RPI	S	Opponent	Score	RPI	S	Opponent	Score
23	A	Georgia	48 56					70	A	Belmont	59 78	101	A	Wright St.	59 82
								75	H	IUPUI	54 68	106	A	Kentucky	54 82
												117	A	Middle Tenn.	44 58
												141	A	ETSU	55 74
												143	A	SIUE	58 65
												162	H	Radford	41 60
												201	H	UT Martin	51 67
												202	A	Jacksonville St.	60 58
												204	A	Morehead St.	51 53
												204	H	Morehead St.	67 74
												221	H	Southeast Mo. St.	66 70
												239	H	Austin Peay	63 59
												264	H	Lipscomb	57 61
												298	H	Murray St.	63 72
												322	A	Eastern Ky.	53 55
												322	H	Eastern Ky.	68 76
												333	A	Tennessee St.	66 76
												341	H	Winthrop	70 41
												345	A	Eastern Ill.	60 57
<hr/>															
LAST 12 Division I GAMES:															
202	A	Jacksonville St.	60 58	322	A	Eastern Ky.	53 55								
345	A	Eastern Ill.	60 57	298	H	Murray St.	63 72								
143	A	SIUE	58 65	239	H	Austin Peay	63 59								
201	H	UT Martin	51 67	333	A	Tennessee St.	66 76								
221	H	Southeast Mo. St.	66 70	70	A	Belmont	59 78								
204	A	Morehead St.	51 53	322	H	Eastern Ky.	68 76								

Non-Div I Games: Cumberland (TN) 83 52 Tenn. Wesleyan 84 66

Tennessee Tech

Texas

**T
e
x
a
s**

Texas

Average RPI Win:	121	WON-LOST	WINNING	LAST 10	STRENGTH OF	OPP. STRENGTH	TEAM	ADJ.	CONF.	ADJ CONF.
Average RPI Loss:	20	RECORD	PCT. RANK	GAMES	SCHEDULE	OF SCHEDULE	RPI	RPI	RPI	RPI
DIV. I ONLY	19- 6	43	8- 2	9	40	15	15	2	2	
DIV. I NON-CONF.	11- 3	46	1- 0	14	74	26	26	2	2	

TOTALS	RPI 1-25	RPI 26-50	W-L RECORDS	RPI 51-100	RPI 101-999	RPI 201+				
19- 6	1- 5	2- 0	OVERALL	4- 1	12- 0	4- 0				
13- 3	1- 2	2- 0	HOME	2- 1	8- 0	2- 0				
5- 2	0- 2	0- 0	AWAY	2- 0	3- 0	1- 0				
1- 1	0- 1	0- 0	NEUTRAL	0- 0	1- 0	1- 0				
11- 3	0- 2	1- 0	NON-CONFERENCE	2- 1	8- 0	4- 0				
8- 2	0- 1	1- 0	HOME	1- 1	6- 0	2- 0				
2- 0	0- 0	0- 0	AWAY	1- 0	1- 0	1- 0				
1- 1	0- 1	0- 0	NEUTRAL	0- 0	1- 0	1- 0				
8- 3	1- 3	1- 0	CONFERENCE	2- 0	4- 0	0- 0				
5- 1	1- 1	1- 0	HOME	1- 0	2- 0	0- 0				
3- 2	0- 2	0- 0	AWAY	1- 0	2- 0	0- 0				
0- 0	0- 0	0- 0	NEUTRAL	0- 0	0- 0	0- 0				

RPI 1-25				Team's RPI: 15			
RPI	S	Opponent	Score				
9	H	Oregon	68 83				
9	N	Oregon	62 84				
10	A	Tennessee	67 82				
10	H	Tennessee	79 76				
17	A	South Carol i na	59 61				
23	H	Georgi a	84 92				

RPI 26-50			
RPI	S	Opponent	Score
26	H	LSU	69 59
49	H	Houston	83 65

RPI 51-100			
RPI	S	Opponent	Score
51	A	Southern Cal i forni a	75 74
53	H	West Vi rgi ni a	56 70
62	H	TCU	71 58
93	A	Auburn	82 73
93	H	Auburn	78 59

RPI 101+			
RPI	S	Opponent	Score
105	A	Al abama	73 54
106	H	Kentucky	74 70
108	H	Ri ce	82 76
113	H	Li ttle Rock	66 49
122	H	Ol e Mi ss	83 54
123	A	Vanderbi l t	91 67
129	H	Central Ark.	72 61
155	H	Loui si ana	83 62
212	H	SMU	79 57
226	A	Texas Tech	90 56
255	N	Hawai i	103 59
262	H	Prai ri e Vi ew	98 70

LAST 12 Di vi si on I GAMES:

122	H	Ol e Mi ss	83 54
93	H	Auburn	78 59
10	A	Tennessee	67 82
123	A	Vanderbi l t	91 67
26	H	LSU	69 59
105	A	Al abama	73 54

23	H	Georgi a	84 92
10	H	Tennessee	79 76
93	A	Auburn	82 73
106	H	Kentucky	74 70
17	A	South Carol i na	59 61
212	H	SMU	79 57

Average RPI Win: 302		WON-LOST	WINNING	LAST 10	STRENGTH OF	OPP. STRENGTH	TEAM	ADJ.	CONF.	ADJ CONF.
Loss: 174		RECORD	PCT. RANK	GAMES	SCHEDULE	OF SCHEDULE	RPI	RPI	RPI	RPI
DIV. I ONLY		10- 9	153	0- 1	342	309	250	250	32	32
DIV. I NON-CONF.		3- 6	239	0- 0	290	190	249	249	32	32
TOTALS		RPI 1-25	RPI 26-50	W-L RECORDS	RPI 51-100	RPI 101-999	RPI 201+			
10- 9	0- 0		0- 0	OVERALL	0- 0	10- 9	10- 3			
3- 3	0- 0		0- 0	HOME	0- 0	3- 3	3- 1			
5- 6	0- 0		0- 0	AWAY	0- 0	5- 6	5- 2			
2- 0	0- 0		0- 0	NEUTRAL	0- 0	2- 0	2- 0			
3- 6	0- 0		0- 0	NON-CONFERENCE	0- 0	3- 6	3- 1			
0- 1	0- 0		0- 0	HOME	0- 0	0- 1	0- 0			
1- 5	0- 0		0- 0	AWAY	0- 0	1- 5	1- 1			
2- 0	0- 0		0- 0	NEUTRAL	0- 0	2- 0	2- 0			
7- 3	0- 0		0- 0	CONFERENCE	0- 0	7- 3	7- 2			
3- 2	0- 0		0- 0	HOME	0- 0	3- 2	3- 1			
4- 1	0- 0		0- 0	AWAY	0- 0	4- 1	4- 1			
0- 0	0- 0		0- 0	NEUTRAL	0- 0	0- 0	0- 0			

RPI 1-25				RPI 26-50				RPI 51-100				RPI 101+ Team's RPI : 250			
RPI	S	Opponent	Score	RPI	S	Opponent	Score	RPI	S	Opponent	Score	RPI	S	Opponent	Score
												104	A	Wake Forest	56 73
												122	A	Ole Miss	58 73
												124	A	UTEP	55 65
												146	H	Texas St.	56 70
												150	A	Kansas	37 72
												168	H	Southern U.	57 67
												225	A	New Orleans	69 72
												240	N	New Mexico St.	66 50
												244	A	Grambling	73 63
												262	A	Prairie View	48 65
												262	H	Prairie View	56 61
												276	H	Alcorn	91 57
												306	A	Jackson St.	77 74
												308	A	Alabama A&M	55 49
												317	A	Alabama St.	71 39
												320	N	Northwestern St.	56 43
												332	A	Sam Houston St.	77 58
												337	H	Ark.-Pine Bluff	58 52
												342	H	Mississippi Val.	55 39
LAST 12 Division I GAMES:															
												262	A	Prairie View	48 65
												317	A	Alabama St.	71 39
												308	A	Alabama A&M	55 49
												337	H	Ark.-Pine Bluff	58 52
												342	H	Mississippi Val.	55 39
												244	A	Grambling	73 63
												306	A	Jackson St.	77 74
												262	H	Prairie View	56 61
												276	H	Alcorn	91 57
												168	H	Southern U.	57 67
												122	A	Ole Miss	58 73
												225	A	New Orleans	69 72

Non-Div I Games:	Wiley	74	36	Paul Quinn	85	59
------------------	-------	----	----	------------	----	----

Texas Southern

■ Loss, ■ Non-Conf, S Site, H Home A Away N Neutral

Average RPI Win: 258

Average RPI Loss: 137

WON-LOST
RECORDWINNING
PCT. RANKLAST 10
GAMESSTRENGTH OF
SCHEDULEOPP. STRENGTH
OF SCHEDULETEAM
RPIADJ.
RPICONF.
RPIADJ CONF.
RPIDIV. I ONLY
DIV. I NON-CONF.16- 7
7- 467
1028- 2
0- 0307
266234
245146
143146
14323
2323
23

TOTALS

RPI 1-25

RPI 26-50

W-L RECORDS

RPI 51-100

RPI 101-999

RPI 201+

16- 7
8- 2
8- 4
0- 10- 0
0- 0
0- 0
0- 00- 1
0- 1
0- 0
0- 0OVERALL
HOME
AWAY
NEUTRAL0- 1
0- 0
0- 0
0- 016- 5
8- 1
8- 0
0- 113- 1
5- 0
8- 0
0- 07- 4
3- 1
4- 2
0- 10- 0
0- 0
0- 0
0- 00- 1
0- 1
0- 0
0- 0NON-CONFERENCE
HOME
AWAY
NEUTRAL0- 1
0- 0
0- 1
0- 07- 2
3- 0
4- 1
0- 16- 0
2- 0
4- 0
0- 09- 3
5- 1
4- 2
0- 00- 0
0- 0
0- 0
0- 00- 0
0- 0
0- 0
0- 0CONFERENCE
HOME
AWAY
NEUTRAL0- 0
0- 0
0- 0
0- 09- 3
5- 1
4- 2
0- 07- 1
3- 0
4- 1
0- 0

RPI 1-25

RPI S Opponent Score

RPI 26-50

RPI S Opponent Score

49 H Houston 67 72

RPI 51-100

RPI S Opponent Score

62 A TCU 58 82

RPI 101+

Team's RPI: 146

RPI S Opponent Score

110 H South Ala. 78 63

113 A Little Rock 48 63

128 N Bethune-Cookman 56 62

142 H Fresno St. 76 59

155 H Louisiana 58 65

169 A Stetson 54 61

181 H Troy 83 75

215 A Arkansas St. 67 55

226 A Texas Tech 87 70

250 A Texas Southern 70 56

262 H Prairie View 84 57

269 A Appal achian St. 69 54

269 H Appal achian St. 92 50

281 A Coastal Caro. 64 65

281 H Coastal Caro. 78 69

291 H UTSA 91 38

315 A Incarnate Word 74 33

319 A Georgia St. 83 63

325 A Ga. Southern 81 56

332 A Sam Houston St. 73 41

336 H La. -Monroe 86 52

LAST 12 Division I GAMES:

269 H Appal achian St. 92 50

281 H Coastal Caro. 78 69

319 A Georgia St. 83 63

325 A Ga. Southern 81 56

155 H Louisiana 58 65

336 H La. -Monroe 86 52

113 A Little Rock 48 63

215 A Arkansas St. 67 55

181 H Troy 83 75

110 H South Ala. 78 63

281 A Coastal Caro. 64 65

269 A Appal achian St. 69 54

Texas St.

Average RPI Win:	297	WON-LOST	WINNING	LAST 10	STRENGTH OF	OPP. STRENGTH	TEAM	ADJ.	CONF.	ADJ CONF.
Average RPI Loss:	58	RECORD	PCT. RANK	GAMES	SCHEDULE	OF SCHEDULE	RPI	RPI	RPI	RPI
DIV. I ONLY	7- 16	276	1- 9	70	85	226	226	5	5	
DIV. I NON-CONF.	6- 5	153	0- 0	282	285	263	263	5	5	

TOTALS	RPI 1-25	RPI 26-50	W-L RECORDS	RPI 51-100	RPI 101-999	RPI 201+				
7- 16	0- 4	0- 5	OVERALL	0- 4	7- 3	6- 0				
6- 9	0- 3	0- 3	HOME	0- 0	6- 3	6- 0				
1- 7	0- 1	0- 2	AWAY	0- 4	1- 0	0- 0				
0- 0	0- 0	0- 0	NEUTRAL	0- 0	0- 0	0- 0				
6- 5	0- 1	0- 2	NON-CONFERENCE	0- 1	6- 1	6- 0				
6- 3	0- 1	0- 1	HOME	0- 0	6- 1	6- 0				
0- 2	0- 0	0- 1	AWAY	0- 1	0- 0	0- 0				
0- 0	0- 0	0- 0	NEUTRAL	0- 0	0- 0	0- 0				
1- 11	0- 3	0- 3	CONFERENCE	0- 3	1- 2	0- 0				
0- 6	0- 2	0- 2	HOME	0- 0	0- 2	0- 0				
1- 5	0- 1	0- 1	AWAY	0- 3	1- 0	0- 0				
0- 0	0- 0	0- 0	NEUTRAL	0- 0	0- 0	0- 0				

RPI 1-25				RPI 26-50				RPI 51-100				RPI 101+ Team's RPI: 226			
RPI	S	Opponent	Score	RPI	S	Opponent	Score	RPI	S	Opponent	Score	RPI	S	Opponent	Score
8	A	Bayl or	49 97	26	H	LSU	40 48	53	A	West Virginia	52 82	115	H	Iowa St.	54 66
8	H	Bayl or	44 90	29	H	Okl ahoma	52 73	62	A	TCU	72 93	146	H	Texas St.	70 87
11	H	Texas	39 90	44	A	Okl ahoma St.	62 80	81	A	New Mexi co	56 90	150	A	Kansas	68 56
15	H	Texas A&M	56 90	44	H	Okl ahoma St.	57 98	88	A	Kansas St.	69 83	150	H	Kansas	47 60
				49	A	Houston	75 79					262	H	Prai ri e Vi ew	89 60
												315	H	Incarnate Word	80 54
												324	H	UTRGV	80 64
												337	H	Ark. -Pi ne Bl uff	74 47
												343	H	Fl ori da A&M	82 63
												347	H	UMass Lowel l	93 65

LAST 12 Di vi si on I GAMES:															
88	A	Kansas St.	69 83	115	H	Iowa St.	54 66	29	H	Okl ahoma	52 73	62	A	TCU	72 93
8	H	Bayl or	44 90	53	A	West Vi rgi ni a	52 82	150	H	Kansas	47 60	8	A	Bayl or	49 97
44	A	Okl ahoma St.	62 80	11	H	Texas	39 90	44	H	Okl ahoma St.	57 98				
150	A	Kansas	68 56												

Non-Di v I Games:

Texas Tech

Average RPI Win: 157	WON-LOST RECORD	WINNING PCT. RANK	LAST 10 GAMES	STRENGTH OF SCHEDULE	OPP. STRENGTH OF SCHEDULE	TEAM RPI	ADJ. RPI	CONF. RPI	ADJ CONF. RPI
Average RPI Loss: 73									
DIV. I ONLY	15- 9	106	1- 3	59	91	63	63	7	7
DIV. I NON-CONF.	9- 3	61	1- 1	55	139	29	29	8	8

TOTALS	RPI 1-25	RPI 26-50	W-L RECORDS	RPI 51-100	RPI 101-999	RPI 201+			
15- 9	0- 3	2- 0	OVERALL	2- 4	11- 2	4- 0			
9- 2	0- 1	2- 0	HOME	2- 0	5- 1	1- 0			
5- 6	0- 2	0- 0	AWAY	0- 3	5- 1	3- 0			
1- 1	0- 0	0- 0	NEUTRAL	0- 1	1- 0	0- 0			
9- 3	0- 1	1- 0	NON-CONFERENCE	1- 2	7- 0	3- 0			
5- 0	0- 0	1- 0	HOME	1- 0	3- 0	0- 0			
3- 2	0- 1	0- 0	AWAY	0- 1	3- 0	3- 0			
1- 1	0- 0	0- 0	NEUTRAL	0- 1	1- 0	0- 0			
6- 6	0- 2	1- 0	CONFERENCE	1- 2	4- 2	1- 0			
4- 2	0- 1	1- 0	HOME	1- 0	2- 1	1- 0			
2- 4	0- 1	0- 0	AWAY	0- 2	2- 1	0- 0			
0- 0	0- 0	0- 0	NEUTRAL	0- 0	0- 0	0- 0			

RPI	S	Opponent	Score	RPI	S	Opponent	Score	RPI	S	Opponent	Score	RPI	S	Opponent	Score
4	A	Louisville	55 90	43	H	Ball St.	72 66	52	N	Western Ky.	56 70	107	A	Western Mich.	78 73
21	A	Buffalo	69 87	45	H	Dayton	68 50	55	A	Duquesne	54 73	126	H	Northern Ill.	63 60
21	H	Buffalo	73 84					67	H	Maine	65 64	131	H	Cleveland St.	65 56
								78	A	Ohio	61 78	132	H	Saint Francis (PA)	74 66
								78	H	Ohio	75 57	135	H	Kent St.	55 62
								89	A	Miami (OH)	58 67	155	H	Louisiana	79 55
												168	N	Southern U.	81 76
												195	A	Bowling Green	77 67
												198	A	Eastern Mich.	57 70
												222	H	Akron	60 54
												243	A	St. Bonaventure	58 39
												307	A	Detroit Mercy	81 64
												338	A	Iona	74 57

LAST 12 Division I GAMES:															
155	H	Louisiana	79 55	135	H	Kent St.	55 62								
4	A	Louisville	55 90	21	A	Buffalo	69 87								
89	A	Miami (OH)	58 67	43	H	Ball St.	72 66								
21	H	Buffalo	73 84	126	H	Northern Ill.	63 60								
107	A	Western Mich.	78 73	78	H	Ohio	75 57								
195	A	Bowling Green	77 67	198	A	Eastern Mich.	57 70								

Non-Div I Games:

Toledo

Average RPI Win:	258	WON-LOST	WINNING	LAST 10	STRENGTH OF	OPP. STRENGTH	TEAM	ADJ.	CONF.	ADJ CONF.
Average RPI Loss:	151	RECORD	PCT. RANK	GAMES	SCHEDULE	OF SCHEDULE	RPI	RPI	RPI	RPI
DIV. I ONLY	8- 14	250	3- 7	278	189	263	263	10	10	
DIV. I NON-CONF.	5- 6	187	0- 1	339	273	297	297	12	12	

TOTALS	RPI 1-25	RPI 26-50	W-L RECORDS	RPI 51-100	RPI 101-999	RPI 201+				
8- 14	0- 0	0- 0	OVERALL	0- 5	8- 9	6- 4				
4- 6	0- 0	0- 0	HOME	0- 2	4- 4	3- 2				
3- 7	0- 0	0- 0	AWAY	0- 3	3- 4	2- 2				
1- 1	0- 0	0- 0	NEUTRAL	0- 0	1- 1	1- 0				
5- 6	0- 0	0- 0	NON-CONFERENCE	0- 1	5- 5	4- 3				
3- 2	0- 0	0- 0	HOME	0- 1	3- 1	2- 1				
1- 3	0- 0	0- 0	AWAY	0- 0	1- 3	1- 2				
1- 1	0- 0	0- 0	NEUTRAL	0- 0	1- 1	1- 0				
3- 8	0- 0	0- 0	CONFERENCE	0- 4	3- 4	2- 1				
1- 4	0- 0	0- 0	HOME	0- 1	1- 3	1- 1				
2- 4	0- 0	0- 0	AWAY	0- 3	2- 1	1- 0				
0- 0	0- 0	0- 0	NEUTRAL	0- 0	0- 0	0- 0				

RPI 1-25				RPI 26-50				RPI 51-100				RPI 101+ Team's RPI: 263			
RPI	S	Opponent	Score	RPI	S	Opponent	Score	RPI	S	Opponent	Score	RPI	S	Opponent	Score
								56	A	Drexel	53 78	130	A	Delaware	49 51
								68	A	Elon	61 84	134	H	Northeastern	61 70
								68	H	Elon	45 71	139	A	William & Mary	67 66
								77	A	James Madison	45 69	139	H	William & Mary	63 75
								94	H	George Washington	43 66	148	A	Pittsburgh	63 81
												162	N	Radford	66 69
												192	H	Saint Joseph's	90 66
												218	A	Norfolk St.	76 86
												223	A	Loyola Maryland	76 67
												259	A	Col. of Charleston	83 58
												259	H	Col. of Charleston	67 80
												268	H	UNCW	72 71
												280	H	Colgate	61 65
												287	A	Massachusetts	49 72
												323	H	Wagner	64 42
												326	H	UMBC	95 64
												337	N	Ark.-Pine Bluff	70 44

LAST 12 Division I GAMES:															
139	H	William & Mary	63 75	268	H	UNCW	72 71	139	A	William & Mary	67 66				
56	A	Drexel	53 78	77	A	James Madison	45 69								
68	H	Elon	45 71	259	H	Col. of Charleston	67 80								
259	A	Col. of Charleston	83 58	134	H	Northeastern	61 70								
68	A	Elon	61 84	162	N	Radford	66 69								
130	A	Delaware	49 51												

Non-Div I Games:

Towson

Average RPI Win:	248	WON-LOST	WINNING	LAST 10	STRENGTH OF	OPP. STRENGTH	TEAM	ADJ.	CONF.	ADJ CONF.
Average RPI Loss:	141	RECORD	PCT. RANK	GAMES	SCHEDULE	OF SCHEDULE	RPI	RPI	RPI	RPI
DIV. I ONLY	10- 10	171	6- 4	250	183	181	181	23	23	
DIV. I NON-CONF.	3- 6	239	0- 1	208	73	194	194	23	23	

TOTALS	RPI 1-25	RPI 26-50	W-L RECORDS	RPI 51-100	RPI 101-999	RPI 201+				
10- 10	0- 1	0- 0	OVERALL	1- 1	9- 8	7- 1				
6- 1	0- 0	0- 0	HOME	1- 0	5- 1	4- 1				
4- 8	0- 1	0- 0	AWAY	0- 1	4- 6	3- 0				
0- 1	0- 0	0- 0	NEUTRAL	0- 0	0- 1	0- 0				
3- 6	0- 1	0- 0	NON-CONFERENCE	1- 1	2- 4	2- 0				
1- 0	0- 0	0- 0	HOME	1- 0	0- 0	0- 0				
2- 5	0- 1	0- 0	AWAY	0- 1	2- 3	2- 0				
0- 1	0- 0	0- 0	NEUTRAL	0- 0	0- 1	0- 0				
7- 4	0- 0	0- 0	CONFERENCE	0- 0	7- 4	5- 1				
5- 1	0- 0	0- 0	HOME	0- 0	5- 1	4- 1				
2- 3	0- 0	0- 0	AWAY	0- 0	2- 3	1- 0				
0- 0	0- 0	0- 0	NEUTRAL	0- 0	0- 0	0- 0				

RPI 1-25				RPI 26-50				RPI 51-100				RPI 101+				Team's RPI: 181
RPI	S	Opponent	Score	RPI	S	Opponent	Score	RPI	S	Opponent	Score	RPI	S	Opponent	Score	
10	A	Tennessee	69 131					97	A	Tulane	75 106	110	A	South Ala.	68 79	
								98	H	Jacksonville	89 88	110	H	South Ala.	82 71	
												117	A	Middle Tenn.	57 73	
												122	A	Ole Miss	93 96	
												146	A	Texas St.	75 83	
												155	A	Louisiana	62 55	
												167	A	Samford	73 80	
												167	N	Samford	76 82	
												194	A	UT Arlington	57 76	
												215	H	Arkansas St.	95 78	
												269	H	Appalachian St.	81 74	
												281	H	Coastal Caro.	92 97	
												317	A	Alabama St.	93 63	
												319	H	Georgia St.	90 86	
												325	H	Ga. Southern	88 47	
												333	A	Tennessee St.	95 66	
												336	A	La.-Monroe	86 79	

LAST 12 Division I GAMES:																
215	H	Arkansas St.	95 78	110	A	South Ala.	68 79	146	A	Texas St.	75 83	194	A	UT Arlington	57 76	
110	H	South Ala.	82 71	319	H	Georgia St.	90 86	325	H	Ga. Southern	88 47	167	N	Samford	76 82	
155	A	Louisiana	62 55	269	H	Appalachian St.	81 74									
336	A	La.-Monroe	86 79													
281	H	Coastal Caro.	92 97													

Non-Div I Games: Montevallo 130 50 Stillman 89 62

Troy

T
u
l
a
n
e

Tulane				Through Games Of Feb. 8, 2018							
Average RPI	Win:	175	WON-LOST	WINNING	LAST 10	STRENGTH OF	OPP. STRENGTH	TEAM	ADJ.	CONF.	ADJ CONF.
Average RPI	Loss:	62	RECORD	PCT. RANK	GAMES	SCHEDULE	OF SCHEDULE	RPI	RPI	RPI	RPI
DIV. I ONLY		12- 12	171	4- 6	39	74	97	97	8	8	
DIV. I NON-CONF.		8- 5	111	1- 0	82	83	82	82	7	7	

TOTALS		RPI 1-25		RPI 26-50	W-L RECORDS		RPI 51-100	RPI 101-999	RPI 201+		
12- 12		0- 2		0- 7	OVERALL		1- 0	11- 3	4- 0		
8- 4		0- 0		0- 3	HOME		0- 0	8- 1	2- 0		
3- 6		0- 0		0- 0	AWAY		1- 0	2- 0	1- 0		
1- 2		0- 0		0- 1	NEUTRAL		0- 0	1- 1	1- 0		
8- 5		0- 1		0- 2	NON-CONFERENCE		1- 0	7- 2	3- 0		
5- 1		0- 0		0- 1	HOME		0- 0	5- 0	1- 0		
2- 2		0- 1		0- 0	AWAY		1- 0	1- 1	1- 0		
1- 2		0- 0		0- 1	NEUTRAL		0- 0	1- 1	1- 0		
4- 7		0- 1		0- 5	CONFERENCE		0- 0	4- 1	1- 0		
3- 3		0- 0		0- 2	HOME		0- 0	3- 1	1- 0		
1- 4		0- 1		0- 3	AWAY		0- 0	1- 0	0- 0		
0- 0		0- 0		0- 0	NEUTRAL		0- 0	0- 0	0- 0		

RPI 1-25				RPI 26-50				RPI 51-100				RPI 101+			
RPI	S	Opponent	Score	RPI	S	Opponent	Score	RPI	S	Opponent	Score	RPI	S	Opponent	Score
1	A	UConn	45 98	26	H	LSU	50 73	67	A	Maine	42 34	115	N	Iowa St.	64 67
22	A	NC State	55 79	28	A	South Fla.	46 75					117	H	Middle Tenn.	62 44
				28	H	South Fla.	53 63					123	H	Vanderbilt	71 59
				45	N	Dayton	65 71					124	H	UTEP	67 56
				48	A	UCF	51 59					164	A	Southern Miss.	58 66
				49	A	Houston	48 72					171	H	Wichita St.	56 64
				49	H	Houston	92 98					179	H	Temple	69 65
												181	H	Troy	106 75
												182	A	Tulsa	72 63
												182	H	Tulsa	70 39
												208	H	East Carolina	64 58
												225	H	New Orleans	79 56
												256	N	San Diego St.	80 46
												261	A	McNeese	70 66
LAST 12 Division I GAMES:															
179	H	Temple	69 65	48	A	UCF	51 59	171	H	Wichita St.	56 64				
28	H	South Fla.	53 63	49	H	Houston	92 98	182	A	Tulsa	72 63				
49	A	Houston	48 72	1	A	UConn	45 98	28	A	South Fla.	46 75				
1	A	UConn	45 98	208	H	East Carolina	64 58	124	H	UTEP	67 56				
208	H	East Carolina	64 58	182	H	Tulsa	70 39								

Non-Div I Games:

Tulane

T
u
l
a
n
e

Average RPI Win: 182

Average RPI Loss: 121

WON-LOST
RECORDWINNING
PCT. RANKLAST 10
GAMESSTRENGTH OF
SCHEDULEOPP. STRENGTH
OF SCHEDULETEAM
RPIADJ.
RPICONF.
RPIADJ CONF.
RPIDIV. I ONLY
DIV. I NON-CONF.8- 15
6- 6259
1701- 9
1- 067
65112
303182
127182
1278
78
7

TOTALS

RPI 1-25

RPI 26-50

W-L RECORDS

RPI 51-100

RPI 101-999

RPI 201+

8- 15 0- 1
4- 7 0- 0
3- 8 0- 1
1- 0 0- 00- 2
0- 2
0- 0
0- 0OVERALL
HOME
AWAY
NEUTRAL1- 5
0- 3
1- 2
0- 07- 7
4- 2
2- 5
1- 03- 3
3- 0
0- 3
0- 06- 6 0- 0
3- 3 0- 0
2- 3 0- 0
1- 0 0- 00- 0
0- 0
0- 0
0- 0NON-CONFERENCE
HOME
AWAY
NEUTRAL1- 3
0- 2
1- 1
0- 05- 3
3- 1
1- 2
1- 03- 1
3- 0
0- 1
0- 02- 9 0- 1
1- 4 0- 0
1- 5 0- 1
0- 0 0- 00- 2
0- 2
0- 0
0- 0CONFERENCE
HOME
AWAY
NEUTRAL0- 2
0- 1
0- 1
0- 02- 4
1- 1
1- 3
0- 00- 2
0- 0
0- 2
0- 0

RPI 1-25

RPI S Opponent Score
1 A UConn 60 78

RPI 26-50

RPI S Opponent Score
28 H South Fla. 57 71
48 H UCF 44 47

RPI 51-100

RPI S Opponent Score
65 H American 67 72
70 H Belmont 65 90
72 A South Dakota 64 61
92 A Arkansas 41 67
97 A Tulane 39 70
97 H Tulane 63 72

RPI 101+

Team's RPI: 182

RPI S Opponent Score
102 A Saint Louis 66 77
113 A Little Rock 74 61
138 H Cincinnati 64 51
152 N Binghamton 60 55
171 A Wichita St. 67 62
177 H Memphis 48 69
179 A Temple 75 76
199 H Oral Roberts 41 53
208 A East Carolina 67 73
212 A SMU 70 74
215 H Arkansas St. 68 58
242 A North Texas 43 66
260 H UMKC 76 52
337 H Ark.-Pine Bluff 87 37

LAST 12 Division I GAMES:

212 A SMU 70 74 177 H Memphis 48 69
179 A Temple 75 76 208 A East Carolina 67 73
28 H South Fla. 57 71 138 H Cincinnati 64 51
48 H UCF 44 47 97 H Tulane 63 72
97 A Tulane 39 70 171 A Wichita St. 67 62
1 A UConn 60 78 215 H Arkansas St. 68 58

Non-Div I Games:

Alas. Anchorage

53

59

Tulsa

Average RPI Win:	208	WON-LOST	WINNING	LAST 10	STRENGTH OF	OPP. STRENGTH	TEAM	ADJ.	CONF.	ADJ CONF.
Average RPI Loss:	138	RECORD	PCT. RANK	GAMES	SCHEDULE	OF SCHEDULE	RPI	RPI	RPI	RPI
DIV. I ONLY	17- 3	12	8- 1	230	188	71	71	18	18	
DIV. I NON-CONF.	9- 2	34	2- 0	304	192	105	105	19	19	

TOTALS	RPI 1-25	RPI 26-50	W-L RECORDS	RPI 51-100	RPI 101-999	RPI 201+				
17- 3	0- 0	0- 0	OVERALL	1- 1	16- 2	8- 0				
8- 1	0- 0	0- 0	HOME	1- 0	7- 1	4- 0				
8- 1	0- 0	0- 0	AWAY	0- 0	8- 1	3- 0				
1- 1	0- 0	0- 0	NEUTRAL	0- 1	1- 0	1- 0				
9- 2	0- 0	0- 0	NON-CONFERENCE	0- 1	9- 1	5- 0				
5- 0	0- 0	0- 0	HOME	0- 0	5- 0	3- 0				
3- 1	0- 0	0- 0	AWAY	0- 0	3- 1	1- 0				
1- 1	0- 0	0- 0	NEUTRAL	0- 1	1- 0	1- 0				
8- 1	0- 0	0- 0	CONFERENCE	1- 0	7- 1	3- 0				
3- 1	0- 0	0- 0	HOME	1- 0	2- 1	1- 0				
5- 0	0- 0	0- 0	AWAY	0- 0	5- 0	2- 0				
0- 0	0- 0	0- 0	NEUTRAL	0- 0	0- 0	0- 0				

RPI 1-25				RPI 26-50				RPI 51-100				RPI 101+			
RPI	S	Opponent	Score	RPI	S	Opponent	Score	RPI	S	Opponent	Score	RPI	S	Opponent	Score
								52	H	Western Ky.	79 61	110	A	South Ala.	78 66
								73	N	Indiana	63 71	117	A	Middle Tenn.	59 51
												124	A	UTEP	84 64
												145	H	Southern Ill.	76 66
												160	A	High Point	77 61
												164	H	Southern Miss.	63 80
												167	H	Samford	77 53
												173	A	Louisiana Tech	66 61
												177	A	Memphis	62 64
												193	H	Fla. Atlantic	90 57
												213	N	UC Santa Barbara	67 54
												242	H	North Texas	68 52
												269	A	Appalachian St.	70 59
												299	A	FIU	71 61
												302	A	Old Dominion	74 61
												308	H	Alabama A&M	85 58
												317	H	Alabama St.	61 44
												342	H	Mississippi Val.	87 72

LAST 12 Division I GAMES:															
173	A	Louisiana Tech	66 61	52	H	Western Ky.	79 61	117	A	Middle Tenn.	59 51	302	A	Old Dominion	74 61
124	A	UTEP	84 64									110	A	South Ala.	78 66
193	H	Fla. Atlantic	90 57									317	H	Alabama St.	61 44
299	A	FIU	71 61									308	H	Alabama A&M	85 58
242	H	North Texas	68 52												
164	H	Southern Miss.	63 80												

Non-Div I Games: Tuskegee 105 50 Miles 85 42

UAB

Loss, Non-Conf, S Site, H Home A Away N Neutral

Average RPI Win:	200	WON-LOST	WINNING	LAST 10	STRENGTH OF	OPP. STRENGTH	TEAM	ADJ.	CONF.	ADJ CONF.
Average RPI Loss:	97	RECORD	PCT. RANK	GAMES	SCHEDULE	OF SCHEDULE	RPI	RPI	RPI	RPI
DIV. I ONLY	19- 4	18	9- 1	213	130	64	64	21	21	
DIV. I NON-CONF.	10- 3	51	1- 1	176	49	58	58	20	20	
<hr/>										
TOTALS	RPI 1-25	RPI 26-50	W-L RECORDS	RPI 51-100	RPI 101-999	RPI 201+				
19- 4	0- 0	0- 2	OVERALL	2- 1	17- 1	10- 1				
10- 1	0- 0	0- 1	HOME	1- 0	9- 0	6- 0				
8- 3	0- 0	0- 1	AWAY	1- 1	7- 1	4- 1				
1- 0	0- 0	0- 0	NEUTRAL	0- 0	1- 0	0- 0				
10- 3	0- 0	0- 2	NON-CONFERENCE	2- 1	8- 0	4- 0				
5- 1	0- 0	0- 1	HOME	1- 0	4- 0	2- 0				
4- 2	0- 0	0- 1	AWAY	1- 1	3- 0	2- 0				
1- 0	0- 0	0- 0	NEUTRAL	0- 0	1- 0	0- 0				
9- 1	0- 0	0- 0	CONFERENCE	0- 0	9- 1	6- 1				
5- 0	0- 0	0- 0	HOME	0- 0	5- 0	4- 0				
4- 1	0- 0	0- 0	AWAY	0- 0	4- 1	2- 1				
0- 0	0- 0	0- 0	NEUTRAL	0- 0	0- 0	0- 0				

RPI 1-25				RPI 26-50				RPI 51-100				Team's RPI : 64				RPI 101+			
RPI	S	Opponent	Score	RPI	S	Opponent	Score	RPI	S	Opponent	Score	RPI	S	Opponent	Score	RPI	S	Opponent	Score
				48	H	UCF	55 62	74	A	Fordham	62 70	118	N	Yale	71 61				
				50	A	Oregon St.	47 61	82	H	Washington St.	91 76	147	A	Paci fic	90 58				
								84	A	Saint Mary's (CA)	74 50	149	H	Portland St.	79 67				
												151	A	Cal Poly	80 76				
												151	H	Cal Poly	85 77				
												163	H	San Franci sco	72 55				
												175	A	UC Irvine	76 67				
												210	A	Seattle U	79 53				
												213	A	UC Santa Barbara	68 61				
												213	H	UC Santa Barbara	69 63				
												214	A	CSUN	71 75				
												235	H	UC Ri versi de	74 63				
												241	H	Pepperdi ne	69 64				
												255	H	Hawai i	76 52				
												277	H	Sacramento St.	79 72				
												305	H	Cal St. Fullerton	67 53				
												311	A	Southern Utah	85 59				
												327	A	Long Beach St.	83 71				
LAST 12 Division I GAMES:																			
				151	H	Cal Poly	85 77	213	A	UC Santa Barbara	68 61								
				214	A	CSUN	71 75	235	H	UC Ri versi de	74 63								
				327	A	Long Beach St.	83 71	255	H	Hawai i	76 52								
				213	H	UC Santa Barbara	69 63	175	A	UC Irvine	76 67								
				305	H	Cal St. Fullerton	67 53	74	A	Fordham	62 70								
				151	A	Cal Poly	80 76	118	N	Yale	71 61								

Non-Div I Games:

UC Davis

Average RPI Win: 262		WON-LOST RECORD	WINNING PCT. RANK	LAST 10 GAMES	STRENGTH OF SCHEDULE	OPP. STRENGTH OF SCHEDULE	TEAM RPI	ADJ. RPI	CONF. RPI	ADJ CONF. RPI
Average RPI Loss: 135										
DIV. I ONLY		14- 8	100	8- 2	306	209	175	175	21	21
DIV. I NON-CONF.		7- 6	165	2- 0	300	225	224	224	20	20
TOTALS		RPI 1-25	RPI 26-50	W-L RECORDS		RPI 51-100	RPI 101-999	RPI 201+		
14- 8	0- 0		0- 0	OVERALL		0- 3	14- 5	14- 1		
6- 3	0- 0		0- 0	HOME		0- 1	6- 2	6- 0		
8- 3	0- 0		0- 0	AWAY		0- 2	8- 1	8- 0		
0- 2	0- 0		0- 0	NEUTRAL		0- 0	0- 2	0- 1		
7- 6	0- 0		0- 0	NON-CONFERENCE		0- 2	7- 4	7- 1		
3- 2	0- 0		0- 0	HOME		0- 0	3- 2	3- 0		
4- 2	0- 0		0- 0	AWAY		0- 2	4- 0	4- 0		
0- 2	0- 0		0- 0	NEUTRAL		0- 0	0- 2	0- 1		
7- 2	0- 0		0- 0	CONFERENCE		0- 1	7- 1	7- 0		
3- 1	0- 0		0- 0	HOME		0- 1	3- 0	3- 0		
4- 1	0- 0		0- 0	AWAY		0- 0	4- 1	4- 0		
0- 0	0- 0		0- 0	NEUTRAL		0- 0	0- 0	0- 0		

RPI 1-25				RPI 26-50				RPI 51-100				RPI 101+ Team's RPI: 175			
RPI	S	Opponent	Score	RPI	S	Opponent	Score	RPI	S	Opponent	Score	RPI	S	Opponent	Score
								64	H	UC Davis	67 76	149	H	Portland St.	72 82
								81	A	New Mexico	61 83	151	A	Cal Poly	76 79
								91	A	UNLV	54 73	165	H	Idaho St.	72 78
												171	N	Wichita St.	53 76
												206	N	Illinois	59 65
												210	A	Seattle U	84 79
												213	H	UC Santa Barbara	77 74
												214	H	CSUN	56 47
												229	A	CSU Bakersfield	72 59
												235	A	UC Riverside	81 71
												241	H	Pepperdine	75 74
												255	A	Hawaii	74 67
												255	H	Hawaii	70 66
												256	A	San Diego St.	67 65
												297	H	Utah St.	87 84
												305	A	Cal St. Fullerton	76 60
												311	A	Southern Utah	71 64
												314	H	Portland	63 52
												327	A	Long Beach St.	100 81
LAST 12 Division I GAMES:															
				327	A	Long Beach St.	100 81					213	H	UC Santa Barbara	77 74
				305	A	Cal St. Fullerton	76 60					255	A	Hawaii	74 67
				214	H	CSUN	56 47					64	H	UC Davis	67 76
				235	A	UC Riverside	81 71					229	A	CSU Bakersfield	72 59
				255	H	Hawaii	70 66					210	A	Seattle U	84 79
				151	A	Cal Poly	76 79					149	H	Portland St.	72 82

Non-Div l Games:

Chapman

92 57

UC Irvine

■ Loss, ■ Non-Conf, S Site, H Home A Away N Neutral

Average RPI Win:	223	WON-LOST	WINNING	LAST 10	STRENGTH OF	OPP. STRENGTH	TEAM	ADJ.	CONF.	ADJ CONF.
Average RPI Loss:	123	RECORD	PCT. RANK	GAMES	SCHEDULE	OF SCHEDULE	RPI	RPI	RPI	RPI
DIV. I ONLY	7- 17	282	4- 6	102	131	235	235	21	21	
DIV. I NON-CONF.	3- 11	289	0- 2	44	40	193	193	20	20	

TOTALS	RPI 1-25	RPI 26-50	W-L RECORDS	RPI 51-100	RPI 101-999	RPI 201+				
7- 17	0- 2	0- 2	OVERALL	1- 3	6- 10	5- 4				
5- 5	0- 0	0- 0	HOME	0- 1	5- 4	5- 0				
1- 10	0- 2	0- 2	AWAY	0- 2	1- 4	0- 2				
1- 2	0- 0	0- 0	NEUTRAL	1- 0	0- 2	0- 2				
3- 11	0- 2	0- 2	NON-CONFERENCE	1- 2	2- 5	1- 2				
1- 3	0- 0	0- 0	HOME	0- 1	1- 2	1- 0				
1- 6	0- 2	0- 2	AWAY	0- 1	1- 1	0- 0				
1- 2	0- 0	0- 0	NEUTRAL	1- 0	0- 2	0- 2				
4- 6	0- 0	0- 0	CONFERENCE	0- 1	4- 5	4- 2				
4- 2	0- 0	0- 0	HOME	0- 0	4- 2	4- 0				
0- 4	0- 0	0- 0	AWAY	0- 1	0- 3	0- 2				
0- 0	0- 0	0- 0	NEUTRAL	0- 0	0- 0	0- 0				

RPI 1-25				RPI 26-50				RPI 51-100				RPI 101+ Team's RPI: 235			
RPI	S	Opponent	Score	RPI	S	Opponent	Score	RPI	S	Opponent	Score	RPI	S	Opponent	Score
7	A	UCLA	48 68	31	A	Arizona St.	48 73	51	H	Southern California	46 64	115	A	Iowa St.	66 89
12	A	Stanford	43 53	47	A	Minnesota	75 101	64	A	UC Davis	63 74	124	H	UTEP	62 73
								72	A	South Dakota	66 75	137	H	Loyola Marymount	59 67
								91	N	UNLV	95 88	142	A	Fresno St.	68 56
												151	A	Cal Poly	73 91
												151	H	Cal Poly	82 87
												175	H	UC Irvine	71 81
												212	N	SMU	51 73
												213	H	UC Santa Barbara	84 76
												214	A	CSUN	55 60
												229	H	CSU Bakersfield	68 65
												255	A	Hawaii	57 63
												255	H	Hawaii	79 57
												277	N	Sacramento St.	72 99
												305	H	Cal St. Fullerton	63 50
												327	H	Long Beach St.	77 53

LAST 12 Division I GAMES:															
213	H	UC Santa Barbara	84 76	305	H	Cal St. Fullerton	63 50								
151	A	Cal Poly	73 91	64	A	UC Davis	63 74								
255	A	Hawaii	57 63	327	H	Long Beach St.	77 53								
175	H	UC Irvine	71 81	151	H	Cal Poly	82 87								
214	A	CSUN	55 60	124	H	UTEP	62 73								
255	H	Hawaii	79 57	47	A	Minnesota	75 101								

Non-Div I Games:

UC Riverside

Average RPI Win:	262	WON-LOST	WINNING	LAST 10	STRENGTH OF	OPP. STRENGTH	TEAM	ADJ.	CONF.	ADJ CONF.
Average RPI Loss:	138	RECORD	PCT. RANK	GAMES	SCHEDULE	OF SCHEDULE	RPI	RPI	RPI	RPI
DIV. I ONLY	8- 14	250	5- 5	129	227	213	213	21	21	
DIV. I NON-CONF.	3- 9	280	2- 0	98	230	226	226	20	20	

TOTALS	RPI 1-25	RPI 26-50	W-L RECORDS	RPI 51-100	RPI 101-999	RPI 201+				
8- 14	0- 1	0- 1	OVERALL	0- 4	8- 8	7- 5				
4- 5	0- 0	0- 0	HOME	0- 1	4- 4	3- 3				
4- 8	0- 1	0- 1	AWAY	0- 2	4- 4	4- 2				
0- 1	0- 0	0- 0	NEUTRAL	0- 1	0- 0	0- 0				
3- 9	0- 1	0- 1	NON-CONFERENCE	0- 2	3- 5	3- 3				
1- 3	0- 0	0- 0	HOME	0- 0	1- 3	1- 2				
2- 5	0- 1	0- 1	AWAY	0- 1	2- 2	2- 1				
0- 1	0- 0	0- 0	NEUTRAL	0- 1	0- 0	0- 0				
5- 5	0- 0	0- 0	CONFERENCE	0- 2	5- 3	4- 2				
3- 2	0- 0	0- 0	HOME	0- 1	3- 1	2- 1				
2- 3	0- 0	0- 0	AWAY	0- 1	2- 2	2- 1				
0- 0	0- 0	0- 0	NEUTRAL	0- 0	0- 0	0- 0				

RPI 1-25				RPI 26-50				RPI 51-100				RPI 101+ Team's RPI: 213			
RPI	S	Opponent	Score	RPI	S	Opponent	Score	RPI	S	Opponent	Score	RPI	S	Opponent	Score
7	A	UCLA	44 74	50	A	Oregon St.	49 74	64	A	UC Davis	63 69	137	A	Loyola Marymount	61 67
								64	H	UC Davis	61 68	142	H	Fresno St.	57 64
								71	N	UAB	54 67	151	H	Cal Poly	73 68
								84	A	Saint Mary's (CA)	59 89	175	A	UC Irvine	74 77
												203	H	San Diego	58 71
												210	H	Seattle U	71 77
												214	A	CSUN	74 73
												214	H	CSUN	30 48
												235	A	UC Riverside	76 84
												240	A	New Mexico St.	77 47
												255	H	Hawaii	71 61
												256	H	San Diego St.	77 64
												278	A	Santa Clara	63 68
												327	A	Long Beach St.	90 74
												327	H	Long Beach St.	51 44
												328	A	Northern Ariz.	96 93

LAST 12 Division I GAMES:															
235	A	UC Riverside	76 84	175	A	UC Irvine	74 77								
255	H	Hawaii	71 61	214	A	CSUN	74 73								
214	H	CSUN	30 48	151	H	Cal Poly	73 68								
64	A	UC Davis	63 69	327	H	Long Beach St.	51 44								
327	A	Long Beach St.	90 74	240	A	New Mexico St.	77 47								
64	H	UC Davis	61 68	256	H	San Diego St.	77 64								

Non-Div I Games:

UC Santa Barbara

Average RPI Win:	166	WON-LOST	WINNING	LAST 10	STRENGTH OF	OPP. STRENGTH	TEAM	ADJ.	CONF.	ADJ CONF.
Average RPI Loss:	65	RECORD	PCT. RANK	GAMES	SCHEDULE	OF SCHEDULE	RPI	RPI	RPI	RPI
DIV. I ONLY	16- 8	76	7- 3	54	67	48	48	8	8	
DIV. I NON-CONF.	8- 5	111	1- 0	56	128	63	63	7	7	

TOTALS	RPI 1-25	RPI 26-50	W-L RECORDS	RPI 51-100	RPI 101-999	RPI 201+				
16- 8	0- 2	0- 1	OVERALL	4- 3	12- 2	5- 0				
9- 3	0- 1	0- 0	HOME	2- 2	7- 0	2- 0				
7- 5	0- 1	0- 1	AWAY	2- 1	5- 2	3- 0				
0- 0	0- 0	0- 0	NEUTRAL	0- 0	0- 0	0- 0				
8- 5	0- 0	0- 0	NON-CONFERENCE	3- 3	5- 2	3- 0				
4- 2	0- 0	0- 0	HOME	1- 2	3- 0	1- 0				
4- 3	0- 0	0- 0	AWAY	2- 1	2- 2	2- 0				
0- 0	0- 0	0- 0	NEUTRAL	0- 0	0- 0	0- 0				
8- 3	0- 2	0- 1	CONFERENCE	1- 0	7- 0	2- 0				
5- 1	0- 1	0- 0	HOME	1- 0	4- 0	1- 0				
3- 2	0- 1	0- 1	AWAY	0- 0	3- 0	1- 0				
0- 0	0- 0	0- 0	NEUTRAL	0- 0	0- 0	0- 0				

RPI	S	Opponent	Score	RPI	S	Opponent	Score	Team's RPI: 48	RPI	S	Opponent	Score	RPI	S	Opponent	Score
1	A	UConn	44 80	28	A	South Fla.	45 62		54	A	Virginia Tech	69 86	138	A	Cincinnati	50 38
1	H	UConn	37 55						57	H	Mercer	64 73	147	A	Pacific	74 78
									64	A	UC Davis	62 55	156	H	UNI	53 43
									68	H	Elon	57 71	157	H	Davidson	62 54
									75	H	IUPUI	63 59	167	A	Samford	51 58
									90	A	Chattanooga	58 57	171	H	Wichita St.	59 53
									97	H	Tulane	59 51	177	H	Memphis	61 41
													179	H	Temple	76 46
													182	A	Tulsa	47 44
													205	A	Boston U.	47 32
													212	A	SMU	60 42
													212	H	SMU	58 43
													217	A	Gardner-Webb	65 30
													325	H	Ga. Southern	62 38
LAST 12 Division I GAMES:																
1	H	UConn	37 55	28	A	South Fla.	45 62		1	A	UConn	44 80				
177	H	Memphis	61 41						171	H	Wichita St.	59 53				
138	A	Cincinnati	50 38						212	A	SMU	60 42				
182	A	Tulsa	47 44						179	H	Temple	76 46				
212	H	SMU	58 43						157	H	Davidson	62 54				
97	H	Tulane	59 51													

Non-Div I Games:

UCF

Average RPI Win:	103	WON-LOST	WINNING	LAST 10	STRENGTH OF	OPP. STRENGTH	TEAM	ADJ.	CONF.	ADJ CONF.
Average RPI Loss:	17	RECORD	PCT. RANK	GAMES	SCHEDULE	OF SCHEDULE	RPI	RPI	RPI	RPI
DIV. I ONLY	19- 4	18	9- 1	10	3	7	7	4	4	
DIV. I NON-CONF.	9- 2	34	0- 0	31	14	15	15	3	3	

TOTALS	RPI 1-25	RPI 26-50	W-L RECORDS	RPI 51-100	RPI 101-999	RPI 201+				
19- 4	2- 3	4- 1	OVERALL	7- 0	6- 0	4- 0				
9- 2	2- 2	2- 0	HOME	1- 0	4- 0	4- 0				
8- 2	0- 1	1- 1	AWAY	5- 0	2- 0	0- 0				
2- 0	0- 0	1- 0	NEUTRAL	1- 0	0- 0	0- 0				
9- 2	1- 1	1- 1	NON-CONFERENCE	3- 0	4- 0	4- 0				
5- 1	1- 1	0- 0	HOME	0- 0	4- 0	4- 0				
2- 1	0- 0	0- 1	AWAY	2- 0	0- 0	0- 0				
2- 0	0- 0	1- 0	NEUTRAL	1- 0	0- 0	0- 0				
10- 2	1- 2	3- 0	CONFERENCE	4- 0	2- 0	0- 0				
4- 1	1- 1	2- 0	HOME	1- 0	0- 0	0- 0				
6- 1	0- 1	1- 0	AWAY	3- 0	2- 0	0- 0				
0- 0	0- 0	0- 0	NEUTRAL	0- 0	0- 0	0- 0				

RPI	S	Opponent	Score	RPI	S	Opponent	Score	RPI	S	Opponent	Score	RPI	S	Opponent	Score
1	H	UConn	60 78	34	A	Cal i forn i a	82 46	51	A	Southern Cal i forn i a	84 70	136	A	Col orado	93 55
8	H	Bayl or	82 68	34	H	Cal i forn i a	60 52	51	H	Southern Cal i forn i a	59 46	172	A	Washi ngton	86 69
9	H	Oregon	61 70	37	N	Creighton	72 63	74	A	Fordham	67 30	213	H	UC Santa Barbara	74 44
12	A	Stanford	65 76	44	A	Okl ahoma St.	72 87	82	A	Washi ngton St.	79 71	235	H	UC Ri versi de	68 48
12	H	Stanford	64 53	50	H	Oregon St.	84 49	87	A	Utah	81 74	251	H	San Jose St.	129 69
								88	N	Kansas St.	64 55	254	H	Presbyteri an	76 40
								95	A	Seton Hal l	77 68				
LAST 12 Di vi si on I GAMES:															
				51	A	Southern Cal i forn i a	84 70	136	A	Col orado	93 55				
				51	H	Southern Cal i forn i a	59 46	87	A	Utah	81 74				
				82	A	Washi ngton St.	79 71	9	H	Oregon	61 70				
				172	A	Washi ngton	86 69	50	H	Oregon St.	84 49				
				12	H	Stanford	64 53	34	A	Cal i forn i a	82 46				
				34	H	Cal i forn i a	60 52	12	A	Stanford	65 76				

Non-Di v I Games:

UCLA

Average RPI Win:	77	WON-LOST	WINNING	LAST 10	STRENGTH OF	OPP. STRENGTH	TEAM	ADJ.	CONF.	ADJ CONF.
Average RPI Loss:	0	RECORD	PCT. RANK	GAMES	SCHEDULE	OF SCHEDULE	RPI	RPI	RPI	RPI
DIV. I ONLY	23- 0	1	10- 0	4	1	1	1	8	8	
DIV. I NON-CONF.	12- 0	1	2- 0	1	1	1	1	7	7	

TOTALS	RPI 1-25	RPI 26-50	W-L RECORDS	RPI 51-100	RPI 101-999	RPI 201+				
23- 0	7- 0	6- 0	OVERALL	3- 0	7- 0	1- 0				
8- 0	2- 0	2- 0	HOME	1- 0	3- 0	0- 0				
11- 0	4- 0	3- 0	AWAY	0- 0	4- 0	1- 0				
4- 0	1- 0	1- 0	NEUTRAL	2- 0	0- 0	0- 0				
12- 0	7- 0	2- 0	NON-CONFERENCE	2- 0	1- 0	0- 0				
3- 0	2- 0	1- 0	HOME	0- 0	0- 0	0- 0				
5- 0	4- 0	0- 0	AWAY	0- 0	1- 0	0- 0				
4- 0	1- 0	1- 0	NEUTRAL	2- 0	0- 0	0- 0				
11- 0	0- 0	4- 0	CONFERENCE	1- 0	6- 0	1- 0				
5- 0	0- 0	1- 0	HOME	1- 0	3- 0	0- 0				
6- 0	0- 0	3- 0	AWAY	0- 0	3- 0	1- 0				
0- 0	0- 0	0- 0	NEUTRAL	0- 0	0- 0	0- 0				

RPI	S	Opponent	Score	RPI	S	Opponent	Score	RPI	S	Opponent	Score	RPI	S	Opponent	Score
2	H	Notre Dame	80 71	28	A	South Fla.	100 49	55	N	Duquesne	104 52	138	H	Cincinnati	106 65
7	A	UCLA	78 60	29	N	Oklahoma	88 64	61	N	Michigan St.	96 62	177	A	Memphis	93 36
11	A	Texas	75 71	34	H	California	82 47	97	H	Tulane	98 45	177	H	Memphis	97 49
12	N	Stanford	78 53	48	A	UCF	55 37					179	A	Temple	113 57
14	H	Maryland	97 72	48	H	UCF	80 44					182	H	Tulsa	78 60
17	A	South Carolina	83 58	49	A	Houston	95 35					185	A	Nevada	88 57
24	A	DePaul	103 69									208	A	East Carolina	96 35

LAST 12 Division I GAMES:															
48	A	UCF	55 37	182	H	Tulsa	78 60	11	A	Texas	75 71	49	A	Houston	95 35
138	H	Cincinnati	106 65	177	A	Memphis	93 36	48	H	UCF	80 44	28	A	South Fla.	100 49
17	A	South Carolina	83 58	97	H	Tulane	98 45	208	A	East Carolina	96 35				
97	H	Tulane	98 45												
177	A	Memphis	93 36												
179	A	Temple	113 57												

Non-Div I Games:

UConn

UMES				Through Games Of Feb. 8, 2018							
Average RPI Win:		315	WON-LOST RECORD	WINNING PCT. RANK	LAST 10 GAMES	STRENGTH OF SCHEDULE	OPP. STRENGTH OF SCHEDULE	TEAM RPI	ADJ. RPI	CONF. RPI	ADJ CONF. RPI
Average RPI Loss:		172									
DIV. I ONLY		5- 14	288	4- 6	264	306	304	304	31	31	
DIV. I NON-CONF.		1- 8	313	1- 1	103	141	284	284	30	30	

TOTALS		RPI 1-25	RPI 26-50		W-L RECORDS		RPI 51-100	RPI 101-999	RPI 201+		
5- 14		0- 1	0- 1		OVERALL		0- 1	5- 11	5- 6		
4- 4		0- 0	0- 0		HOME		0- 0	4- 4	4- 2		
1- 9		0- 1	0- 1		AWAY		0- 1	1- 6	1- 4		
0- 1		0- 0	0- 0		NEUTRAL		0- 0	0- 1	0- 0		
1- 8		0- 1	0- 1		NON-CONFERENCE		0- 1	1- 5	1- 2		
1- 1		0- 0	0- 0		HOME		0- 0	1- 1	1- 1		
0- 6		0- 1	0- 1		AWAY		0- 1	0- 3	0- 1		
0- 1		0- 0	0- 0		NEUTRAL		0- 0	0- 1	0- 0		
4- 6		0- 0	0- 0		CONFERENCE		0- 0	4- 6	4- 4		
3- 3		0- 0	0- 0		HOME		0- 0	3- 3	3- 1		
1- 3		0- 0	0- 0		AWAY		0- 0	1- 3	1- 3		
0- 0		0- 0	0- 0		NEUTRAL		0- 0	0- 0	0- 0		

RPI 1-25				RPI 26-50				RPI 51-100				RPI 101+ Team's RPI: 304			
RPI	S	Opponent	Score	RPI	S	Opponent	Score	RPI	S	Opponent	Score	RPI	S	Opponent	Score
21	A	Buffalo	41 76	36	A	Syracuse	45 68	54	A	Virginia Tech	52 90	104	A	Wake Forest	50 92
												112	A	George Mason	68 82
												128	H	Bethune-Cookman	48 55
												152	N	Binghamton	51 68
												191	H	Hampton	65 70
												208	A	East Carolina	54 64
												220	H	N. C. A&T	45 57
												234	H	Howard	58 52
												275	A	Morgan St.	50 63
												284	H	Mt. St. Mary's	63 66
												301	A	Coppin St.	63 69
												321	A	South Carolina St.	51 54
												326	H	UMBC	66 43
												334	H	N. C. Central	84 73
												340	A	Savannah St.	68 56
												343	H	Florida A&M	87 70

LAST 12 Division I GAMES:															
343	H	Florida A&M	87 70	340	A	Savannah St.	68 56	128	H	Bethune-Cookman	48 55	191	H	Hampton	65 70
301	A	Coppin St.	63 69	275	A	Morgan St.	50 63	208	A	East Carolina	54 64	326	H	UMBC	66 43
234	H	Howard	58 52	220	H	N. C. A&T	45 57	321	A	South Carolina St.	51 54				

Non-Div I Games: Wesley 97 30 Alas. Anchorage 59 69 Valley Forge 92 38

UMES

Loss, Non-Conf, S Site, H Home A Away N Neutral

Average RPI Win:	253	WON-LOST	WINNING	LAST 10	STRENGTH OF	OPP. STRENGTH	TEAM	ADJ.	CONF.	ADJ CONF.
Average RPI Loss:	180	RECORD	PCT. RANK	GAMES	SCHEDULE	OF SCHEDULE	RPI	RPI	RPI	RPI
DIV. I ONLY	5- 16	300	4- 5	164	284	260	260	30	30	
DIV. I NON-CONF.	1- 11	331	1- 1	150	112	290	290	31	31	

TOTALS	RPI 1-25	RPI 26-50	W-L RECORDS	RPI 51-100	RPI 101-999	RPI 201+				
5- 16	0- 0	0- 1	OVERALL	0- 1	5- 14	4- 6				
1- 6	0- 0	0- 1	HOME	0- 0	1- 5	1- 3				
3- 10	0- 0	0- 0	AWAY	0- 1	3- 9	3- 3				
1- 0	0- 0	0- 0	NEUTRAL	0- 0	1- 0	0- 0				
1- 11	0- 0	0- 1	NON-CONFERENCE	0- 1	1- 9	0- 1				
0- 3	0- 0	0- 1	HOME	0- 0	0- 2	0- 0				
0- 8	0- 0	0- 0	AWAY	0- 1	0- 7	0- 1				
1- 0	0- 0	0- 0	NEUTRAL	0- 0	1- 0	0- 0				
4- 5	0- 0	0- 0	CONFERENCE	0- 0	4- 5	4- 5				
1- 3	0- 0	0- 0	HOME	0- 0	1- 3	1- 3				
3- 2	0- 0	0- 0	AWAY	0- 0	3- 2	3- 2				
0- 0	0- 0	0- 0	NEUTRAL	0- 0	0- 0	0- 0				

RPI 1-25				RPI 26-50				RPI 51-100				RPI 101+				Team's RPI: 260
RPI	S	Opponent	Score	RPI	S	Opponent	Score	RPI	S	Opponent	Score	RPI	S	Opponent	Score	
				33	H	Northern Colo.	73 88	58	A	Nebraska	60 80	103	A	Western Ill.	71 90	
												115	A	Iowa St.	45 61	
												150	A	Kansas	48 63	
												169	N	Stetson	67 50	
												171	A	Wichita St.	63 72	
												182	A	Tulsa	52 76	
												190	H	Denver	68 77	
												193	A	Fla. Atlantic	55 65	
												199	H	Oral Roberts	73 76	
												210	A	Seattle U	62 66	
												210	H	Seattle U	58 62	
												229	A	CSU Bakersfield	60 58	
												229	H	CSU Bakersfield	62 76	
												240	A	New Mexico St.	62 70	
												265	A	Illinois St.	53 64	
												272	A	Grand Canyon	62 59	
												272	H	Grand Canyon	84 82	
												324	A	UTRGV	54 52	
												329	H	Utah Valley	59 66	

LAST 12 Division I GAMES:																
				210	A	Seattle U	62 66	210	H	Seattle U	58 62					
				229	H	CSU Bakersfield	62 76	329	H	Utah Valley	59 66					
				272	H	Grand Canyon	84 82	324	A	UTRGV	54 52					
				240	A	New Mexico St.	62 70	193	A	Fla. Atlantic	55 65					
				272	A	Grand Canyon	62 59	169	N	Stetson	67 50					
				229	A	CSU Bakersfield	60 58	190	H	Denver	68 77					

Non-Div I Games: Lincoln (MO) 98 41 Harris-Stowe 114 59 Cent. Christian Bib90 10

UMKC

Loss, Non-Conf, S Site, H Home A Away N Neutral

Average RPI Win:	267	WON-LOST	WINNING	LAST 10	STRENGTH OF	OPP. STRENGTH	TEAM	ADJ.	CONF.	ADJ CONF.
Average RPI Loss:	222	RECORD	PCT. RANK	GAMES	SCHEDULE	OF SCHEDULE	RPI	RPI	RPI	RPI
DIV. I ONLY	2- 21	340	0- 10	320	331	347	347	20	20	
DIV. I NON-CONF.	2- 10	300	0- 1	348	347	348	348	24	24	

TOTALS	RPI 1-25	RPI 26-50	W-L RECORDS	RPI 51-100	RPI 101-999	RPI 201+				
2- 21	0- 0	0- 0	OVERALL	0- 3	2- 18	1- 14				
1- 9	0- 0	0- 0	HOME	0- 2	1- 7	0- 5				
1- 12	0- 0	0- 0	AWAY	0- 1	1- 11	1- 9				
0- 0	0- 0	0- 0	NEUTRAL	0- 0	0- 0	0- 0				
2- 10	0- 0	0- 0	NON-CONFERENCE	0- 0	2- 10	1- 10				
1- 4	0- 0	0- 0	HOME	0- 0	1- 4	0- 4				
1- 6	0- 0	0- 0	AWAY	0- 0	1- 6	1- 6				
0- 0	0- 0	0- 0	NEUTRAL	0- 0	0- 0	0- 0				
0- 11	0- 0	0- 0	CONFERENCE	0- 3	0- 8	0- 4				
0- 5	0- 0	0- 0	HOME	0- 2	0- 3	0- 1				
0- 6	0- 0	0- 0	AWAY	0- 1	0- 5	0- 3				
0- 0	0- 0	0- 0	NEUTRAL	0- 0	0- 0	0- 0				

RPI 1-25				RPI 26-50				RPI 51-100				RPI 101+ Team's RPI : 347			
RPI	S	Opponent	Score	RPI	S	Opponent	Score	RPI	S	Opponent	Score	RPI	S	Opponent	Score
								67	H	Maine	51	152	H	Binghamton	46
								80	A	Albany (NY)	60	158	A	Hartford	56
								80	H	Albany (NY)	52	158	H	Hartford	42
												178	A	New Hampshire	45
												189	H	Columbia	77
												211	A	Stony Brook	50
												211	H	Stony Brook	60
												226	A	Texas Tech	65
												233	H	Holy Cross	56
												253	A	Fairfield	67
												266	A	Fairleigh Dickinson	51
												271	A	Vermont	55
												273	H	Cornell	53
												275	H	Morgan St.	59
												280	A	Colgate	64
												287	H	Massachusetts	63
												326	A	UMBC	54
												331	A	Rhode Island	64
												344	A	Saint Peter's	66
												349	A	Longwood	82
LAST 12 Division I GAMES:															
				211	H	Stony Brook	60	80	H	Albany (NY)	52				
				80	A	Albany (NY)	60	178	A	New Hampshire	45				
				67	H	Maine	51	326	A	UMBC	54				
				158	A	Hartford	56	158	H	Hartford	42				
				211	A	Stony Brook	50	271	A	Vermont	55				
				152	H	Binghamton	46	273	H	Cornell	53				

Non-Div I Games: Fisher 102 47

UMass Lowell

Average RPI Win:	262	WON-LOST	WINNING	LAST 10	STRENGTH OF	OPP. STRENGTH	TEAM	ADJ.	CONF.	ADJ CONF.
Average RPI Loss:	172	RECORD	PCT. RANK	GAMES	SCHEDULE	OF SCHEDULE	RPI	RPI	RPI	RPI
DIV. I ONLY	10- 11	196	7- 3	292	287	247	247	27	27	
DIV. I NON-CONF.	2- 8	290	0- 1	269	180	306	306	28	28	

TOTALS	RPI 1-25	RPI 26-50	W-L RECORDS	RPI 51-100	RPI 101-999	RPI 201+				
10- 11	0- 1	0- 0	OVERALL	1- 1	9- 9	8- 3				
4- 7	0- 0	0- 0	HOME	1- 1	3- 6	3- 1				
6- 4	0- 1	0- 0	AWAY	0- 0	6- 3	5- 2				
0- 0	0- 0	0- 0	NEUTRAL	0- 0	0- 0	0- 0				
2- 8	0- 1	0- 0	NON-CONFERENCE	0- 1	2- 6	2- 2				
1- 4	0- 0	0- 0	HOME	0- 1	1- 3	1- 0				
1- 4	0- 1	0- 0	AWAY	0- 0	1- 3	1- 2				
0- 0	0- 0	0- 0	NEUTRAL	0- 0	0- 0	0- 0				
8- 3	0- 0	0- 0	CONFERENCE	1- 0	7- 3	6- 1				
3- 3	0- 0	0- 0	HOME	1- 0	2- 3	2- 1				
5- 0	0- 0	0- 0	AWAY	0- 0	5- 0	4- 0				
0- 0	0- 0	0- 0	NEUTRAL	0- 0	0- 0	0- 0				

RPI 1-25				RPI 26-50				RPI 51-100				RPI 101+ Team's RPI: 247			
RPI	S	Opponent	Score	RPI	S	Opponent	Score	RPI	S	Opponent	Score	RPI	S	Opponent	Score
22	A	NC State	55 87					57	H	Mercer	56 67	117	H	Middle Tenn.	57 72
								99	H	Liberty	48 41	157	A	Davison	50 58
												160	H	High Point	45 58
												162	A	Radford	67 56
												162	H	Radford	48 64
												180	H	Charlotte	47 51
												184	H	Furman	63 71
												217	A	Gardner-Webb	61 60
												246	A	Campbell	60 52
												254	H	Presbyterian	74 76
												269	H	Appalachian St.	69 60
												288	A	Wofford	68 70
												294	A	USC Upstate	76 70
												303	A	Charleston So.	78 61
												310	A	Western Caro.	52 62
												341	A	Winthrop	70 48
												341	H	Winthrop	63 51
												349	H	Longwood	82 52

LAST 12 Division I GAMES:															
162	H	Radford	48 64	99	H	Liberty	48 41								
341	H	Winthrop	63 51	349	H	Longwood	82 52								
217	A	Gardner-Webb	61 60	162	A	Radford	67 56								
254	H	Presbyterian	74 76	160	H	High Point	45 58								
303	A	Charleston So.	78 61	246	A	Campbell	60 52								
341	A	Winthrop	70 48	184	H	Furman	63 71								

Non-Div I Games: Warren Wilson 100 53

UNC Asheville

Average RPI Win:	250	WON-LOST	WINNING	LAST 10	STRENGTH OF	OPP. STRENGTH	TEAM	ADJ.	CONF.	ADJ CONF.
Average RPI Loss:	156	RECORD	PCT. RANK	GAMES	SCHEDULE	OF SCHEDULE	RPI	RPI	RPI	RPI
DIV. I ONLY	7- 14	264	4- 6	163	233	236	236	17	17	
DIV. I NON-CONF.	3- 8	268	0- 1	221	312	264	264	16	16	
<hr/>										
TOTALS	RPI 1-25	RPI 26-50	W-L RECORDS	RPI 51-100	RPI 101-999	RPI 201+				
7- 14	0- 1	0- 1	OVERALL	0- 3	7- 9	5- 4				
4- 4	0- 0	0- 0	HOME	0- 1	4- 3	2- 2				
3- 10	0- 1	0- 1	AWAY	0- 2	3- 6	3- 2				
0- 0	0- 0	0- 0	NEUTRAL	0- 0	0- 0	0- 0				
3- 8	0- 1	0- 1	NON-CONFERENCE	0- 0	3- 6	3- 4				
1- 3	0- 0	0- 0	HOME	0- 0	1- 3	1- 2				
2- 5	0- 1	0- 1	AWAY	0- 0	2- 3	2- 2				
0- 0	0- 0	0- 0	NEUTRAL	0- 0	0- 0	0- 0				
4- 6	0- 0	0- 0	CONFERENCE	0- 3	4- 3	2- 0				
3- 1	0- 0	0- 0	HOME	0- 1	3- 0	1- 0				
1- 5	0- 0	0- 0	AWAY	0- 2	1- 3	1- 0				
0- 0	0- 0	0- 0	NEUTRAL	0- 0	0- 0	0- 0				

RPI	S	Opponent	Score	RPI	S	Opponent	Score	RPI	S	Opponent	Score	RPI	S	Opponent	Score	Team's RPI: 236
16	A	Duke	54 85	30	A	Virginia	50 68	57	A	Mercer	57 80	141	A	ETSU	52 60	
								90	A	Chattanooga	42 49	141	H	ETSU	65 61	
								90	H	Chattanooga	57 73	160	H	High Point	72 81	
												162	A	Radford	53 56	
												167	A	Samford	48 56	
												184	A	Furman	54 55	
												184	H	Furman	76 74	
												218	A	Norfolk St.	63 64	
												246	H	Campbell	61 72	
												254	A	Presbyterian	64 57	
												281	A	Coastal Caro.	60 54	
												288	H	Wofford	66 51	
												292	H	VCU	74 61	
												298	H	Murray St.	52 63	
												310	A	Western Caro.	88 67	
												322	A	Eastern Ky.	59 70	
<hr/>																
LAST 12 Division I GAMES:																
184	A	Furman	54 55	184	H	Furman	76 74	288	H	Wofford	66 51	141	A	ETSU	52 60	
90	H	Chattanooga	57 73	90	A	Chattanooga	42 49	160	H	High Point	72 81	254	A	Presbyterian	64 57	
141	H	ETSU	65 61	141	A	ETSU	52 60	167	A	Samford	48 56	184	A	Furman	54 55	
310	A	Western Caro.	88 67	310	A	Western Caro.	88 67	184	H	Furman	76 74	218	A	Norfolk St.	63 64	
167	A	Samford	48 56	167	A	Samford	48 56	246	H	Campbell	61 72	246	H	Campbell	61 72	
57	A	Mercer	57 80	57	A	Mercer	57 80	254	A	Presbyterian	64 57	281	A	Coastal Caro.	60 54	

Non-Div I Games: Greensboro 82 34 Tusculum 69 71 Lees-McRae 78 62 Southern Wesleyan 96 35
UNCG

Average RPI Win:	279	WON-LOST	WINNING	LAST 10	STRENGTH OF	OPP. STRENGTH	TEAM	ADJ.	CONF.	ADJ CONF.
Average RPI Loss:	148	RECORD	PCT. RANK	GAMES	SCHEDULE	OF SCHEDULE	RPI	RPI	RPI	RPI
DIV. I ONLY	6- 14	281	1- 9	214	199	268	268	10	10	
DIV. I NON-CONF.	5- 4	146	1- 0	334	258	231	231	12	12	

TOTALS	RPI 1-25	RPI 26-50	W-L RECORDS	RPI 51-100	RPI 101-999	RPI 201+				
6- 14	0- 0	0- 0	OVERALL	0- 4	6- 10	6- 3				
4- 5	0- 0	0- 0	HOME	0- 1	4- 4	4- 1				
2- 9	0- 0	0- 0	AWAY	0- 3	2- 6	2- 2				
0- 0	0- 0	0- 0	NEUTRAL	0- 0	0- 0	0- 0				
5- 4	0- 0	0- 0	NON-CONFERENCE	0- 1	5- 3	5- 1				
4- 0	0- 0	0- 0	HOME	0- 0	4- 0	4- 0				
1- 4	0- 0	0- 0	AWAY	0- 1	1- 3	1- 1				
0- 0	0- 0	0- 0	NEUTRAL	0- 0	0- 0	0- 0				
1- 10	0- 0	0- 0	CONFERENCE	0- 3	1- 7	1- 2				
0- 5	0- 0	0- 0	HOME	0- 1	0- 4	0- 1				
1- 5	0- 0	0- 0	AWAY	0- 2	1- 3	1- 1				
0- 0	0- 0	0- 0	NEUTRAL	0- 0	0- 0	0- 0				

RPI 1-25				RPI 26-50				RPI 51-100				RPI 101+				Team's RPI: 268
RPI	S	Opponent	Score	RPI	S	Opponent	Score	RPI	S	Opponent	Score	RPI	S	Opponent	Score	
								56	A	Drexel	42 68	130	A	Delaware	62 80	
								68	A	Elon	67 75	130	H	Delaware	49 82	
								77	H	James Madison	48 63	134	A	Northeastern	39 56	
								100	A	North Carolina	60 86	134	H	Northeastern	47 54	
												139	H	William & Mary	53 66	
												148	A	Pittsburgh	55 74	
												184	A	Furman	71 76	
												208	H	East Carolina	66 62	
												230	A	Hofstra	59 55	
												230	H	Hofstra	61 69	
												263	A	Towson	71 72	
												281	A	Coastal Caro.	41 57	
												288	A	Wofford	65 60	
												292	H	VCU	83 67	
												319	H	Georgia St.	74 62	
												334	H	N. C. Central	89 63	

LAST 12 Division I GAMES:																
				230	A	Hofstra	59 55	263	A	Towson	71 72					
				134	A	Northeastern	39 56	230	H	Hofstra	61 69					
				130	A	Delaware	62 80	134	H	Northeastern	47 54					
				77	H	James Madison	48 63	139	H	William & Mary	53 66					
				130	H	Delaware	49 82	68	A	Elon	67 75					
				56	A	Drexel	42 68	319	H	Georgia St.	74 62					

Non-Div I Games: Catawba 74 59 UNC Pembroke 73 64

UNCW

Average RPI	Win:	213	WON-LOST	WINNING	LAST 10	STRENGTH OF	OPP. STRENGTH	TEAM	ADJ.	CONF.	ADJ CONF.
Average RPI	Loss:	97	RECORD	PCT. RANK	GAMES	SCHEDULE	OF SCHEDULE	RPI	RPI	RPI	RPI
DIV. I ONLY		10- 11	196	6- 4	143	103	156	156	24	24	
DIV. I NON-CONF.		3- 7	254	1- 0	41	6	132	132	22	22	

TOTALS	RPI 1-25		RPI 26-50		W-L RECORDS	RPI 51-100		RPI 101-999		RPI 201+	
10- 11	0- 1		0- 3		OVERALL	2- 2		8- 5		6- 1	
6- 3	0- 1		0- 0		HOME	0- 1		6- 1		4- 0	
3- 8	0- 0		0- 3		AWAY	1- 1		2- 4		2- 1	
1- 0	0- 0		0- 0		NEUTRAL	1- 0		0- 0		0- 0	
3- 7	0- 1		0- 3		NON-CONFERENCE	2- 1		1- 2		0- 1	
1- 2	0- 1		0- 0		HOME	0- 1		1- 0		0- 0	
1- 5	0- 0		0- 3		AWAY	1- 0		0- 2		0- 1	
1- 0	0- 0		0- 0		NEUTRAL	1- 0		0- 0		0- 0	
7- 4	0- 0		0- 0		CONFERENCE	0- 1		7- 3		6- 0	
5- 1	0- 0		0- 0		HOME	0- 0		5- 1		4- 0	
2- 3	0- 0		0- 0		AWAY	0- 1		2- 2		2- 0	
0- 0	0- 0		0- 0		NEUTRAL	0- 0		0- 0		0- 0	

RPI	S	Opponent	Score	RPI	S	Opponent	Score	RPI	S	Opponent	Score	RPI	S	Opponent	Score	Team's RPI: 156
20	H	Iowa	47 71	37	A	Creighton	78 89	75	H	IUPUI	48 54	115	H	Iowa St.	57 53	
				41	A	South Dakota St.	47 57	79	N	Wyoming	55 40	120	A	Missouri St.	52 62	
				48	A	UCF	43 53	85	A	Drake	64 81	120	H	Missouri St.	52 57	
								88	A	Kansas St.	72 71	144	A	North Dakota	72 80	
												145	A	Southern Ill.	53 60	
												145	H	Southern Ill.	71 63	
												231	A	Omaha	74 78	
												249	A	Bradley	51 40	
												257	H	Indiana St.	59 53	
												265	A	Illinois St.	58 36	
												290	H	Valparaiso	77 56	
												295	H	Loyola Chicago	70 41	
												348	H	Evansville	65 41	

LAST 12 Division I GAMES:																
145	H	Southern Ill.	71 63	348	H	Evansville	65 41	120	A	Missouri St.	52 62	145	A	Southern Ill.	53 60	
120	H	Missouri St.	52 57	120	A	Missouri St.	52 62	290	H	Valparaiso	77 56	295	H	Loyola Chicago	70 41	
265	A	Illinois St.	58 36	145	A	Southern Ill.	53 60	88	A	Kansas St.	72 71					
249	A	Bradley	51 40													
85	A	Drake	64 81													
257	H	Indiana St.	59 53													

Non-Div I Games: Wis.-Parkside 92 62

UNI

UNLV					Through Games Of Feb. 8, 2018									
Average RPI Win:		200	WON-LOST		WINNING	LAST 10		STRENGTH OF		OPP. STRENGTH	TEAM	ADJ.	CONF.	ADJ CONF.
Average RPI Loss:		84	RECORD		PCT. RANK	GAMES		SCHEDULE		OF SCHEDULE	RPI	RPI	RPI	RPI
DIV. I ONLY		14- 8	100		9- 1	73		116		91	91	16	16	
DIV. I NON-CONF.		5- 6	187		0- 1	8		75		93	93	15	15	

TOTALS		RPI 1-25		RPI 26-50		W-L RECORDS		RPI 51-100		RPI 101-999		RPI 201+		
14- 8		0- 3		1- 2		OVERALL		1- 0		12- 3		7- 1		
9- 4		0- 1		0- 2		HOME		0- 0		9- 1		4- 0		
5- 2		0- 1		1- 0		AWAY		1- 0		3- 1		3- 0		
0- 2		0- 1		0- 0		NEUTRAL		0- 0		0- 1		0- 1		
5- 6		0- 3		1- 2		NON-CONFERENCE		0- 0		4- 1		2- 1		
4- 3		0- 1		0- 2		HOME		0- 0		4- 0		2- 0		
1- 1		0- 1		1- 0		AWAY		0- 0		0- 0		0- 0		
0- 2		0- 1		0- 0		NEUTRAL		0- 0		0- 1		0- 1		
9- 2		0- 0		0- 0		CONFERENCE		1- 0		8- 2		5- 0		
5- 1		0- 0		0- 0		HOME		0- 0		5- 1		2- 0		
4- 1		0- 0		0- 0		AWAY		1- 0		3- 1		3- 0		
0- 0		0- 0		0- 0		NEUTRAL		0- 0		0- 0		0- 0		

RPI 1-25				RPI 26-50				RPI 51-100				RPI 101+			
RPI	S	Opponent	Score	RPI	S	Opponent	Score	RPI	S	Opponent	Score	RPI	S	Opponent	Score
3	H	Mississippi St.	63 103	36	H	Syracuse	55 69	81	A	New Mexico	68 66	121	H	Colorado St.	56 52
12	A	Stanford	33 74	39	A	Gonzaga	52 50					142	H	Fresno St.	72 74
21	N	Buffalo	53 80	47	H	Minnesota	72 79					149	H	Portland St.	88 80
												174	A	Boise St.	60 69
												174	H	Boise St.	77 54
												175	H	UC Irvine	73 54
												185	H	Nevada	77 75
												230	H	Hofstra	68 52
												235	N	UC Riverside	88 95
												251	A	San Jose St.	80 53
												251	H	San Jose St.	79 60
												256	A	San Diego St.	75 64
												272	H	Grand Canyon	76 47
												297	A	Utah St.	63 54
												312	H	Air Force	69 57
LAST 12 Division I GAMES:															
				185	H	Nevada	77 75	81	A	New Mexico	68 66				
				174	H	Boise St.	77 54	312	H	Air Force	69 57				
				251	A	San Jose St.	80 53	297	A	Utah St.	63 54				
				256	A	San Diego St.	75 64	251	H	San Jose St.	79 60				
				142	H	Fresno St.	72 74	174	A	Boise St.	60 69				
				121	H	Colorado St.	56 52	36	H	Syracuse	55 69				

Non-Div I Games:

UNLV

Loss,
Non-Conf,
S Site,
H Home
A Away
N Neutral

Average RPI		Win: 306	WON-LOST RECORD	WINNING PCT. RANK	LAST 10 GAMES	STRENGTH OF SCHEDULE	OPP. STRENGTH OF SCHEDULE	TEAM RPI	ADJ. RPI	CONF. RPI	ADJ. CONF. RPI
Loss: 175											
DIV. I ONLY			6- 15	284	4- 5	254	310	294	294	22	22
DIV. I NON-CONF.			2- 10	300	1- 1	209	331	330	330	21	21
TOTALS		RPI 1-25		RPI 26-50		W-L RECORDS	RPI 51-100	RPI 101-999		RPI 201+	
6- 15	0- 0			0- 2		OVERALL	0- 2	6- 11		6- 8	
4- 6	0- 0			0- 0		HOME	0- 1	4- 5		4- 4	
2- 9	0- 0			0- 2		AWAY	0- 1	2- 6		2- 4	
0- 0	0- 0			0- 0		NEUTRAL	0- 0	0- 0		0- 0	
2- 10	0- 0			0- 1		NON-CONFERENCE	0- 1	2- 8		2- 6	
2- 4	0- 0			0- 0		HOME	0- 0	2- 4		2- 3	
0- 6	0- 0			0- 1		AWAY	0- 1	0- 4		0- 3	
0- 0	0- 0			0- 0		NEUTRAL	0- 0	0- 0		0- 0	
4- 5	0- 0			0- 1		CONFERENCE	0- 1	4- 3		4- 2	
2- 2	0- 0			0- 0		HOME	0- 1	2- 1		2- 1	
2- 3	0- 0			0- 1		AWAY	0- 0	2- 2		2- 1	
0- 0	0- 0			0- 0		NEUTRAL	0- 0	0- 0		0- 0	

RPI 1-25				RPI 26-50				RPI 51-100				RPI 101+				Team's RPI: 294	
RPI	S	Opponent	Score	RPI	S	Opponent	Score	RPI	S	Opponent	Score	RPI	S	Opponent	Score		
				38	A	FGCU	60 93	54	A	Virginia Tech	56 87	139	A	William & Mary	63 83		
				44	A	Oklahoma St.	71 108	98	H	Jacksonville	45 71	169	A	Stetson	61 62		
												184	H	Furman	59 80		
												208	A	East Carolina	53 66		
												217	A	Gardner-Webb	39 60		
												228	H	North Florida	61 65		
												231	H	Omaha	66 69		
												246	A	Campbell	49 69		
												247	H	UNC Asheville	70 76		
												254	H	Presbyterian	69 83		
												264	A	Lipscomb	78 97		
												264	H	Lipscomb	80 64		
												285	A	Kennesaw St.	70 64		
												285	H	Kennesaw St.	65 61		
												321	H	South Carolina St.	63 44		
												334	H	N.C. Central	66 61		
												346	A	NJIT	95 57		
LAST 12 Division I GAMES:																	
				264	H	Lipscomb	80 64	38	A	FGCU	60 93						
				285	A	Kennesaw St.	70 64	169	A	Stetson	61 62						
				264	A	Lipscomb	78 97	346	A	NJIT	95 57						
				285	H	Kennesaw St.	65 61	334	H	N.C. Central	66 61						
				98	H	Jacksonville	45 71	44	A	Oklahoma St.	71 108						
				228	H	North Florida	61 65	247	H	UNC Asheville	70 76						

USC Upstate

Average RPI Win:	241	WON-LOST	WINNING	LAST 10	STRENGTH OF	OPP. STRENGTH	TEAM	ADJ.	CONF.	ADJ CONF.
Average RPI Loss:	143	RECORD	PCT. RANK	GAMES	SCHEDULE	OF SCHEDULE	RPI	RPI	RPI	RPI
DIV. I ONLY	13- 10	134	6- 4	284	160	194	194	23	23	
DIV. I NON-CONF.	6- 5	153	0- 0	195	72	147	147	23	23	

TOTALS	RPI 1-25	RPI 26-50	W-L RECORDS	RPI 51-100	RPI 101-999	RPI 201+				
13- 10	0- 0	0- 1	OVERALL	0- 4	13- 5	8- 3				
10- 2	0- 0	0- 1	HOME	0- 0	10- 1	5- 0				
3- 8	0- 0	0- 0	AWAY	0- 4	3- 4	3- 3				
0- 0	0- 0	0- 0	NEUTRAL	0- 0	0- 0	0- 0				
6- 5	0- 0	0- 1	NON-CONFERENCE	0- 4	6- 0	3- 0				
5- 1	0- 0	0- 1	HOME	0- 0	5- 0	2- 0				
1- 4	0- 0	0- 0	AWAY	0- 4	1- 0	1- 0				
0- 0	0- 0	0- 0	NEUTRAL	0- 0	0- 0	0- 0				
7- 5	0- 0	0- 0	CONFERENCE	0- 0	7- 5	5- 3				
5- 1	0- 0	0- 0	HOME	0- 0	5- 1	3- 0				
2- 4	0- 0	0- 0	AWAY	0- 0	2- 4	2- 3				
0- 0	0- 0	0- 0	NEUTRAL	0- 0	0- 0	0- 0				

RPI	S	Opponent	Score	RPI	S	Opponent	Score	RPI	S	Opponent	Score	RPI	S	Opponent	Score	Team's RPI: 194
49	H	Houston	58 62	66	A	Georgia Tech	52 80	110	H	South Ala.	63 76	113	A	Little Rock	57 59	
				87	A	Utah	41 71	142	H	Fresno St.	67 54	155	H	Louisiana	63 61	
				88	A	Kansas St.	56 70	163	H	San Francisco	56 54	181	H	Troy	76 57	
				92	A	Arkansas	57 91	199	H	Oral Roberts	70 46	212	H	SMU	58 55	
								215	A	Arkansas St.	80 85	269	A	Appalachian St.	64 60	
								269	H	Appalachian St.	49 48	281	A	Coastal Caro.	76 89	
								281	H	Coastal Caro.	65 63	291	A	UTSA	69 68	
								315	H	Incarnate Word	61 48	319	A	Georgia St.	81 76	
								325	A	Ga. Southern	68 73	336	H	La. -Monroe	70 61	

LAST 12 Division I GAMES:																
281	H	Coastal Caro.	65 63	215	A	Arkansas St.	80 85	113	A	Little Rock	57 59	110	H	South Ala.	63 76	
269	H	Appalachian St.	49 48	113	A	Little Rock	57 59	181	H	Troy	76 57	269	A	Appalachian St.	64 60	
325	A	Ga. Southern	68 73	110	H	South Ala.	63 76	281	A	Coastal Caro.	76 89					
319	A	Georgia St.	81 76													
336	H	La. -Monroe	70 61													
155	H	Louisiana	63 61													

Non-Div I Games:

UT Arlington

Average RPI Win:	291	WON-LOST	WINNING	LAST 10	STRENGTH OF	OPP. STRENGTH	TEAM	ADJ.	CONF.	ADJ CONF.
Average RPI Loss:	134	RECORD	PCT. RANK	GAMES	SCHEDULE	OF SCHEDULE	RPI	RPI	RPI	RPI
DIV. I ONLY	11- 12	190	8- 2	207	280	201	201	26	26	
DIV. I NON-CONF.	2- 8	290	0- 0	104	98	262	262	27	27	

TOTALS	RPI 1-25	RPI 26-50	W-L RECORDS	RPI 51-100	RPI 101-999	RPI 201+				
11- 12	0- 1	0- 1	OVERALL	0- 3	11- 7	11- 3				
6- 3	0- 0	0- 0	HOME	0- 1	6- 2	6- 1				
5- 7	0- 1	0- 1	AWAY	0- 1	5- 4	5- 2				
0- 2	0- 0	0- 0	NEUTRAL	0- 1	0- 1	0- 0				
2- 8	0- 1	0- 1	NON-CONFERENCE	0- 2	2- 4	2- 1				
2- 1	0- 0	0- 0	HOME	0- 0	2- 1	2- 0				
0- 5	0- 1	0- 1	AWAY	0- 1	0- 2	0- 1				
0- 2	0- 0	0- 0	NEUTRAL	0- 1	0- 1	0- 0				
9- 4	0- 0	0- 0	CONFERENCE	0- 1	9- 3	9- 2				
4- 2	0- 0	0- 0	HOME	0- 1	4- 1	4- 1				
5- 2	0- 0	0- 0	AWAY	0- 0	5- 2	5- 1				
0- 0	0- 0	0- 0	NEUTRAL	0- 0	0- 0	0- 0				

RPI 1-25				RPI 26-50				RPI 51-100				RPI 101+ Team's RPI: 201			
RPI	S	Opponent	Score	RPI	S	Opponent	Score	RPI	S	Opponent	Score	RPI	S	Opponent	Score
4	A	Louisville	56 91	40	A	Purdue	58 60	70	H	Belmont	63 65	143	A	SIUE	70 73
								84	N	Saint Mary's (CA)	58 69	145	A	Southern Ill.	72 84
								90	A	Chattanooga	82 87	186	N	Eastern Wash.	58 61
												187	H	Northwestern	63 71
												202	A	Jacksonville St.	61 57
												204	H	Morehead St.	76 81
												215	A	Arkansas St.	73 84
												220	H	N.C. A&T	76 63
												239	A	Austin Peay	62 69
												239	H	Austin Peay	100 66
												298	A	Murray St.	97 80
												298	H	Murray St.	85 67
												309	A	Tennessee Tech	67 51
												310	H	Western Caro.	62 54
												322	A	Eastern Ky.	72 54
												322	H	Eastern Ky.	77 49
												333	H	Tennessee St.	80 68
												345	A	Eastern Ill.	72 44
LAST 12 Division I GAMES:															
322	A	Eastern Ky.	72 54	345	A	Eastern Ill.	72 44								
298	H	Murray St.	85 67	204	H	Morehead St.	76 81								
239	H	Austin Peay	100 66	322	H	Eastern Ky.	77 49								
309	A	Tennessee Tech	67 51	298	A	Murray St.	97 80								
202	A	Jacksonville St.	61 57	239	A	Austin Peay	62 69								
143	A	SIUE	70 73	70	H	Belmont	63 65								

Non-Div I Games: Rhodes 90 49 Ala.-Huntsville 104 73

UT Martin

Loss, Non-Conf, S Site, H Home A Away N Neutral

Average RPI Win:	233	WON-LOST	WINNING	LAST 10	STRENGTH OF	OPP. STRENGTH	TEAM	ADJ.	CONF.	ADJ CONF.
Average RPI Loss:	140	RECORD	PCT. RANK	GAMES	SCHEDULE	OF SCHEDULE	RPI	RPI	RPI	RPI
DIV. I ONLY	14- 8	100	6- 4	178	251	124	124	18	18	
DIV. I NON-CONF.	9- 4	82	2- 1	230	301	119	119	19	19	
<hr/>										
TOTALS	RPI 1-25	RPI 26-50	W-L RECORDS	RPI 51-100	RPI 101-999	RPI 201+				
14- 8	0- 0	0- 0	OVERALL	1- 3	13- 5	10- 2				
7- 3	0- 0	0- 0	HOME	1- 2	6- 1	4- 0				
5- 5	0- 0	0- 0	AWAY	0- 1	5- 4	5- 2				
2- 0	0- 0	0- 0	NEUTRAL	0- 0	2- 0	1- 0				
9- 4	0- 0	0- 0	NON-CONFERENCE	1- 2	8- 2	7- 2				
5- 1	0- 0	0- 0	HOME	1- 1	4- 0	4- 0				
2- 3	0- 0	0- 0	AWAY	0- 1	2- 2	2- 2				
2- 0	0- 0	0- 0	NEUTRAL	0- 0	2- 0	1- 0				
5- 4	0- 0	0- 0	CONFERENCE	0- 1	5- 3	3- 0				
2- 2	0- 0	0- 0	HOME	0- 1	2- 1	0- 0				
3- 2	0- 0	0- 0	AWAY	0- 0	3- 2	3- 0				
0- 0	0- 0	0- 0	NEUTRAL	0- 0	0- 0	0- 0				

U
T
E
PU
T
E
P

RPI 1-25				RPI 26-50				RPI 51-100				RPI 101+ Team's RPI: 124			
RPI	S	Opponent	Score	RPI	S	Opponent	Score	RPI	S	Opponent	Score	RPI	S	Opponent	Score
								71	H	UAB	64 84	108	A	Rice	42 56
								81	H	New Mexico	35 59	117	H	Middle Tenn.	45 54
								92	H	Arkansas	64 61	167	N	Samford	46 33
								97	A	Tulane	56 67	180	H	Charlotte	67 58
												193	A	Fla. Atlantic	66 72
												193	H	Fla. Atlantic	75 70
												208	N	East Carolina	93 79
												215	A	Arkansas St.	73 76
												229	H	CSU Bakersfield	67 56
												235	A	UC Riverside	73 62
												240	A	New Mexico St.	68 76
												242	A	North Texas	50 48
												250	H	Texas Southern	65 55
												258	H	A&M-Corpus Christi	69 49
												291	A	UTSA	66 53
												299	A	FIU	77 76
												305	A	Cal St. Fullerton	92 91
												318	H	Houston Baptist	69 62
<hr/>															
LAST 12 Division I GAMES:															
				291	A	UTSA	66 53	180	H	Charlotte	67 58				
				71	H	UAB	64 84	193	A	Fla. Atlantic	66 72				
				242	A	North Texas	50 48	299	A	FIU	77 76				
				108	A	Rice	42 56	235	A	UC Riverside	73 62				
				193	H	Fla. Atlantic	75 70	305	A	Cal St. Fullerton	92 91				
				117	H	Middle Tenn.	45 54	97	A	Tulane	56 67				

Non-Div I Games:

UTEP

Average RPI Win: 293		WON-LOST	WINNING	LAST 10	STRENGTH OF		OPP. STRENGTH	TEAM	ADJ.	CONF.	ADJ CONF.
Loss: 215		RECORD	PCT. RANK	GAMES	SCHEDULE		OF SCHEDULE	RPI	RPI	RPI	RPI
DIV. I ONLY		8- 12	232	2- 8	337		337	324	324	30	30
DIV. I NON-CONF.		7- 5	132	1- 3	317		306	233	233	31	31
TOTALS		RPI 1-25	RPI 26-50	W-L RECORDS		RPI 51-100	RPI 101-999	RPI 201+			
8- 12	0- 0		0- 1	OVERALL		0- 1	8- 10	8- 9			
7- 5	0- 0		0- 0	HOME		0- 1	7- 4	7- 4			
1- 7	0- 0		0- 1	AWAY		0- 0	1- 6	1- 5			
0- 0	0- 0		0- 0	NEUTRAL		0- 0	0- 0	0- 0			
7- 5	0- 0		0- 1	NON-CONFERENCE		0- 1	7- 3	7- 2			
6- 1	0- 0		0- 0	HOME		0- 1	6- 0	6- 0			
1- 4	0- 0		0- 1	AWAY		0- 0	1- 3	1- 2			
0- 0	0- 0		0- 0	NEUTRAL		0- 0	0- 0	0- 0			
1- 7	0- 0		0- 0	CONFERENCE		0- 0	1- 7	1- 7			
1- 4	0- 0		0- 0	HOME		0- 0	1- 4	1- 4			
0- 3	0- 0		0- 0	AWAY		0- 0	0- 3	0- 3			
0- 0	0- 0		0- 0	NEUTRAL		0- 0	0- 0	0- 0			

RPI 1-25				RPI 26-50				RPI 51-100				RPI 101+				Team's RPI: 324	
RPI	S	Opponent	Score	RPI	S	Opponent	Score	RPI	S	Opponent	Score	RPI	S	Opponent	Score		
				44	A	Oklahoma St.	38 80					183	A	Wisconsin	54 82		
								51	H	Southern California	64 71	210	A	Seattle U	56 64		
												226	A	Texas Tech	64 80		
												229	H	CSU Bakersfield	64 67		
												240	H	New Mexico St.	77 79		
												258	A	A&M-Corpus Christi	41 71		
												258	H	A&M-Corpus Christi	56 53		
												260	H	UMKC	52 54		
												262	H	Prairie View	78 62		
												270	A	North Dakota St.	82 79		
												272	A	Grand Canyon	58 59		
												272	H	Grand Canyon	59 65		
												287	H	Massachusetts	67 59		
												291	H	UTSA	70 58		
												296	H	Canisius	63 46		
												329	A	Utah Valley	60 69		
												339	H	Chicago St.	81 44		
												343	H	Florida A&M	51 38		
LAST 12 Division I GAMES:																	
				272	A	Grand Canyon	58 59	229	H	CSU Bakersfield	64 67						
				240	H	New Mexico St.	77 79	260	H	UMKC	52 54						
				339	H	Chicago St.	81 44	51	H	Southern California	64 71						
				210	A	Seattle U	56 64	296	H	Canisius	63 46						
				329	A	Utah Valley	60 69	226	A	Texas Tech	64 80						
				272	H	Grand Canyon	59 65	183	A	Wisconsin	54 82						

UTRGV

Loss, Non-Conf, S Site, H Home A Away N Neutral

Average RPI Win:	305	WON-LOST	WINNING	LAST 10	STRENGTH OF	OPP. STRENGTH	TEAM	ADJ.	CONF.	ADJ CONF.
Average RPI Loss:	160	RECORD	PCT. RANK	GAMES	SCHEDULE	OF SCHEDULE	RPI	RPI	RPI	RPI
DIV. I ONLY	4- 17	311	3- 7	181	238	291	291	18	18	
DIV. I NON-CONF.	1- 9	318	0- 0	211	249	320	320	19	19	

TOTALS	RPI 1-25	RPI 26-50	W-L RECORDS	RPI 51-100	RPI 101-999	RPI 201+				
4- 17	0- 1	0- 1	OVERALL	0- 1	4- 14	4- 4				
2- 6	0- 0	0- 0	HOME	0- 0	2- 6	2- 0				
1- 11	0- 1	0- 1	AWAY	0- 1	1- 8	1- 4				
1- 0	0- 0	0- 0	NEUTRAL	0- 0	1- 0	1- 0				
1- 9	0- 1	0- 1	NON-CONFERENCE	0- 0	1- 7	1- 3				
0- 3	0- 0	0- 0	HOME	0- 0	0- 3	0- 0				
0- 6	0- 1	0- 1	AWAY	0- 0	0- 4	0- 3				
1- 0	0- 0	0- 0	NEUTRAL	0- 0	1- 0	1- 0				
3- 8	0- 0	0- 0	CONFERENCE	0- 1	3- 7	3- 1				
2- 3	0- 0	0- 0	HOME	0- 0	2- 3	2- 0				
1- 5	0- 0	0- 0	AWAY	0- 1	1- 4	1- 1				
0- 0	0- 0	0- 0	NEUTRAL	0- 0	0- 0	0- 0				

RPI 1-25				RPI 26-50				RPI 51-100				RPI 101+ Team's RPI: 291			
RPI	S	Opponent	Score	RPI	S	Opponent	Score	RPI	S	Opponent	Score	RPI	S	Opponent	Score
11	A	Texas	70 120	31	A	Ari zona St.	42 74	52	A	Western Ky.	38 73	108	A	Ri ce	52 83
												117	H	Middl e Tenn.	47 62
												124	H	UTEP	53 66
												126	H	Northern Ill.	55 69
												144	H	North Dakota	47 60
												146	A	Texas St.	38 91
												164	A	Southern Miss.	60 83
												173	A	Loui si ana Tech	55 63
												193	H	Fla. Atlantic	65 99
												194	H	UT Arling ton	68 69
												203	A	San Diego	69 78
												242	H	North Texas	70 58
												302	A	Ol d Domi ni on	63 69
												302	H	Ol d Domi ni on	64 56
												305	A	Cal St. Fullerton	46 55
												324	A	UTRGV	58 70
												335	A	Marshall I	72 59
												342	N	Mi ssi ssi ppi Val .	68 55
LAST 12 Di vi si on I GAMES:															
335	A	Marshall I	72 59	52	A	Western Ky.	38 73								
124	H	UTEP	53 66	302	H	Ol d Domi ni on	64 56								
242	H	North Texas	70 58	117	H	Mi ddl e Tenn.	47 62								
164	A	Southern Mi ss.	60 83	108	A	Ri ce	52 83								
193	H	Fla. Atlantic	65 99	173	A	Loui si ana Tech	55 63								
302	A	Ol d Domi ni on	63 69	305	A	Cal St. Fullerton	46 55								

Non-Div I Games: Sul Ross St. 97 47 Tex. A&M-Commerce 60 69

UTSA

U
t
a
hU
t
a
h

Utah

Average RPI Win: 176

Average RPI Loss: 175

WON-LOST
RECORDWINNING
PCT. RANKLAST 10
GAMESSTRENGTH OF
SCHEDULEOPP. STRENGTH
OF SCHEDULETEAM
RPIADJ.
RPICONF.
RPIADJ CONF.
RPIDIV. I ONLY
DIV. I NON-CONF.4- 18
1- 9314
3182- 8
0- 0169
217201
324297
321297
32116
1516
15

TOTALS

RPI 1-25

RPI 26-50

W-L RECORDS

RPI 51-100

RPI 101-999

RPI 201+

4- 18

0- 0

0- 1

OVERALL

0- 5

4- 12

1- 6

3- 6

0- 0

0- 0

HOME

0- 3

3- 3

1- 1

1- 10

0- 0

0- 0

AWAY

0- 2

1- 8

0- 4

0- 2

0- 0

0- 1

NEUTRAL

0- 0

0- 1

0- 1

1- 9

0- 0

0- 1

NON-CONFERENCE

0- 1

1- 7

0- 4

0- 3

0- 0

0- 0

HOME

0- 1

0- 2

0- 1

1- 4

0- 0

0- 0

AWAY

0- 0

1- 4

0- 2

0- 2

0- 0

0- 1

NEUTRAL

0- 0

0- 1

0- 1

3- 9

0- 0

0- 0

CONFERENCE

0- 4

3- 5

1- 2

3- 3

0- 0

0- 0

HOME

0- 2

3- 1

1- 0

0- 6

0- 0

0- 0

AWAY

0- 2

0- 4

0- 2

0- 0

0- 0

0- 0

NEUTRAL

0- 0

0- 0

0- 0

RPI 1-25

RPI 26-50

RPI 51-100

RPI 101+

Team's RPI: 297

RPI S Opponent Score

RPI S Opponent Score

RPI S Opponent Score

RPI S Opponent Score

50 N Oregon St. 55 94

79 A Wyoming 44 61

119 A BYU 76 69

79 H Wyoming 46 64

121 A Colorado St. 45 56

81 A New Mexico 47 80

142 A Fresno St. 56 57

87 H Utah 44 79

142 H Fresno St. 60 52

91 H UNLV 54 63

165 A Idaho St. 44 64

174 H Boise St. 42 64

175 A UC Irvine 84 87

185 H Nevada 79 57

190 H Denver 72 74

232 N Montana St. 52 64

251 A San Jose St. 66 79

256 H San Diego St. 62 58

283 H Arizona 49 65

311 A Southern Utah 67 70

312 A Air Force 50 57

329 A Utah Valley 43 61

LAST 12 Division I GAMES:

79 H Wyoming 46 64

185 H Nevada 79 57

81 A New Mexico 47 80

121 A Colorado St. 45 56

142 H Fresno St. 60 52

91 H UNLV 54 63

312 A Air Force 50 57

142 A Fresno St. 56 57

79 A Wyoming 44 61

256 H San Diego St. 62 58

174 H Boise St. 42 64

251 A San Jose St. 66 79

U
t
a
h
s
t
.U
t
a
h
s
t
.

Non-Div I Games:

Dixie St.

92 72

Utah St.

Average RPI Win:	285	WON-LOST	WINNING	LAST 10	STRENGTH OF	OPP. STRENGTH	TEAM	ADJ.	CONF.	ADJ CONF.
Average RPI Loss:	216	RECORD	PCT. RANK	GAMES	SCHEDULE	OF SCHEDULE	RPI	RPI	RPI	RPI
DIV. I ONLY	7- 14	264	3- 6	344	296	329	329	30	30	
DIV. I NON-CONF.	4- 9	249	1- 2	318	274	331	331	31	31	

TOTALS	RPI 1-25	RPI 26-50	W-L RECORDS	RPI 51-100	RPI 101-999	RPI 201+				
7- 14	0- 0	0- 1	OVERALL	0- 0	7- 13	6- 8				
5- 5	0- 0	0- 0	HOME	0- 0	5- 5	4- 4				
2- 9	0- 0	0- 0	AWAY	0- 0	2- 1	2- 1				
0- 0	0- 0	0- 0	NEUTRAL	0- 0	0- 0	0- 0				
4- 9	0- 0	0- 1	NON-CONFERENCE	0- 0	4- 8	3- 3				
4- 2	0- 0	0- 0	HOME	0- 0	4- 2	3- 1				
0- 7	0- 0	0- 1	AWAY	0- 0	0- 6	0- 2				
0- 0	0- 0	0- 0	NEUTRAL	0- 0	0- 0	0- 0				
3- 5	0- 0	0- 0	CONFERENCE	0- 0	3- 5	3- 5				
1- 3	0- 0	0- 0	HOME	0- 0	1- 3	1- 3				
2- 2	0- 0	0- 0	AWAY	0- 0	2- 2	2- 2				
0- 0	0- 0	0- 0	NEUTRAL	0- 0	0- 0	0- 0				

RPI 1-25				RPI 26-50				RPI 51-100				RPI 101+ Team's RPI: 329			
RPI	S	Opponent	Score	RPI	S	Opponent	Score	RPI	S	Opponent	Score	RPI	S	Opponent	Score
				50	A	Oregon St.	41 98					119	A	BYU	54 75
												151	H	Cal Poly	89 70
												159	A	Weber St.	57 75
												165	H	Idaho St.	58 70
												186	A	Eastern Wash.	41 61
												190	A	Denver	53 72
												210	H	Seattle U	75 77
												229	A	CSU Bakersfield	58 63
												240	H	New Mexico St.	72 82
												241	A	Pepperdine	44 71
												260	A	UMKC	66 59
												272	A	Grand Canyon	61 81
												297	H	Utah St.	61 43
												305	H	Cal St. Fullerton	36 73
												311	H	Southern Utah	69 61
												312	H	Air Force	59 56
												314	A	Portland	64 71
												324	H	UTRGV	69 60
												339	A	Chicago St.	68 30
												339	H	Chicago St.	74 84
LAST 12 Division I GAMES:															
				339	H	Chicago St.	74 84	260	A	UMKC	66 59				
				210	H	Seattle U	75 77	229	A	CSU Bakersfield	58 63				
				272	A	Grand Canyon	61 81	190	A	Denver	53 72				
				240	H	New Mexico St.	72 82	305	H	Cal St. Fullerton	36 73				
				324	H	UTRGV	69 60	151	H	Cal Poly	89 70				
				339	A	Chicago St.	68 30	165	H	Idaho St.	58 70				

Non-Div I Games: Dixie St. 72 63 Antelope Valley 78 54

Utah Valley

Average RPI Win:	291	WON-LOST	WINNING	LAST 10	STRENGTH OF	OPP. STRENGTH	TEAM	ADJ.	CONF.	ADJ CONF.
Average RPI Loss:	153	RECORD	PCT. RANK	GAMES	SCHEDULE	OF SCHEDULE	RPI	RPI	RPI	RPI
DIV. I ONLY	5- 18	308	2- 8	195	217	292	292	12	12	
DIV. I NON-CONF.	3- 9	280	1- 0	279	286	313	313	10	10	

TOTALS	RPI 1-25	RPI 26-50	W-L RECORDS	RPI 51-100	RPI 101-999	RPI 201+				
5- 18	0- 0	0- 2	OVERALL	0- 6	5- 10	4- 7				
3- 6	0- 0	0- 0	HOME	0- 3	3- 3	2- 2				
1- 10	0- 0	0- 0	AWAY	0- 0	1- 0	1- 0				
1- 2	0- 0	0- 0	NEUTRAL	0- 2	1- 0	1- 0				
3- 9	0- 0	0- 1	NON-CONFERENCE	0- 2	3- 6	3- 4				
2- 2	0- 0	0- 0	HOME	0- 0	2- 2	2- 1				
0- 5	0- 0	0- 1	AWAY	0- 0	0- 4	0- 3				
1- 2	0- 0	0- 0	NEUTRAL	0- 2	1- 0	1- 0				
2- 9	0- 0	0- 1	CONFERENCE	0- 4	2- 4	1- 3				
1- 4	0- 0	0- 0	HOME	0- 3	1- 1	0- 1				
1- 5	0- 0	0- 1	AWAY	0- 1	1- 3	1- 2				
0- 0	0- 0	0- 0	NEUTRAL	0- 0	0- 0	0- 0				

RPI	S	Opponent	Score	RPI	S	Opponent	Score	RPI	S	Opponent	Score	RPI	S	Opponent	Score
45	A	Dayton	64 74	55	A	Duquesne	71 80	125	H	Georgetown	59 71				
47	A	Minnesota	63 108	55	H	Duquesne	51 70	162	A	Radford	62 79				
				57	N	Mercer	54 70	192	A	Saint Joseph's	41 79				
				74	H	Fordham	54 64	192	H	Saint Joseph's	56 54				
				86	N	Penn	52 82	209	H	Richmond	68 77				
				94	H	George Washington	39 61	218	H	Norfolk St.	52 66				
								224	A	La Salle	57 62				
								236	A	UNCG	61 74				
								268	A	UNCW	67 83				
								287	A	Massachusetts	75 79				
								301	H	Coppin St.	62 47				
								302	H	Old Dominion	68 39				
								319	A	Georgia St.	56 61				
								327	N	Long Beach St.	69 59				
								331	A	Rhode Island	61 49				
LAST 12 Division I GAMES:															
55	A	Duquesne	71 80	74	H	Fordham	54 64								
45	A	Dayton	64 74	331	A	Rhode Island	61 49								
192	H	Saint Joseph's	56 54	55	H	Duquesne	51 70								
209	H	Richmond	68 77	94	H	George Washington	39 61								
224	A	La Salle	57 62	192	A	Saint Joseph's	41 79								
287	A	Massachusetts	75 79	327	N	Long Beach St.	69 59								

Non-Div I Games:

VCU

Average RPI Win:	316	WON-LOST	WINNING	LAST 10	STRENGTH OF	OPP. STRENGTH	TEAM	ADJ.	CONF.	ADJ CONF.
Average RPI Loss:	162	RECORD	PCT. RANK	GAMES	SCHEDULE	OF SCHEDULE	RPI	RPI	RPI	RPI
DIV. I ONLY	8- 12	232	3- 7	341	261	290	290	24	24	
DIV. I NON-CONF.	5- 4	146	1- 0	340	268	236	236	22	22	

TOTALS	RPI 1-25	RPI 26-50	W-L RECORDS	RPI 51-100	RPI 101-999	RPI 201+				
8- 12	0- 0	0- 1	OVERALL	0- 3	8- 8	8- 4				
6- 2	0- 0	0- 0	HOME	0- 0	6- 2	6- 2				
2- 10	0- 0	0- 0	AWAY	0- 0	2- 0	2- 0				
0- 0	0- 0	0- 0	NEUTRAL	0- 0	0- 0	0- 0				
5- 4	0- 0	0- 1	NON-CONFERENCE	0- 2	5- 1	5- 0				
3- 0	0- 0	0- 0	HOME	0- 0	3- 0	3- 0				
2- 4	0- 0	0- 1	AWAY	0- 2	2- 1	2- 0				
0- 0	0- 0	0- 0	NEUTRAL	0- 0	0- 0	0- 0				
3- 8	0- 0	0- 0	CONFERENCE	0- 1	3- 7	3- 4				
3- 2	0- 0	0- 0	HOME	0- 0	3- 2	3- 2				
0- 6	0- 0	0- 0	AWAY	0- 1	0- 5	0- 2				
0- 0	0- 0	0- 0	NEUTRAL	0- 0	0- 0	0- 0				

RPI 1-25				RPI 26-50				RPI 51-100				RPI 101+ Team's RPI: 290			
RPI	S	Opponent	Score	RPI	S	Opponent	Score	RPI	S	Opponent	Score	RPI	S	Opponent	Score
				40	A	Purdue	49 95	85	A	Drake	50 86	120	A	Missouri St.	60 83
								89	A	Miami (OH)	68 77	145	A	Southern Ill.	63 74
								99	A	Liberty	40 61	156	A	UNI	56 77
												195	A	Bowling Green	77 90
												249	A	Bradley	58 69
												249	H	Bradley	69 88
												257	H	Indiana St.	54 67
												265	A	Illinois St.	55 63
												265	H	Illinois St.	56 50
												272	H	Grand Canyon	80 75
												295	H	Loyola Chicago	76 60
												316	H	Fort Wayne	68 50
												339	H	Chicago St.	71 60
												345	A	Eastern Ill.	76 67
												348	H	Evansville	101 59
												349	A	Longwood	81 68
LAST 12 Division I GAMES:															
				265	A	Illinois St.	55 63	295	H	Loyola Chicago	76 60				
				249	A	Bradley	58 69	249	H	Bradley	69 88				
				257	H	Indiana St.	54 67	265	H	Illinois St.	56 50				
				348	H	Evansville	101 59	156	A	UNI	56 77				
				145	A	Southern Ill.	63 74	85	A	Drake	50 86				
				120	A	Missouri St.	60 83	316	H	Fort Wayne	68 50				

Non-Div I Games: Ind.-Northwest 99 59 Ind.-Kokomo 81 47

Val parai so

Average RPI Win: 134	WON-LOST RECORD	WINNING PCT. RANK	LAST 10 GAMES	STRENGTH OF SCHEDULE	OPP. STRENGTH OF SCHEDULE	TEAM RPI	ADJ. RPI	CONF. RPI	ADJ CONF. RPI
Average RPI Loss: 54									
DIV. I ONLY	6- 19	299	2- 8	6	13	123	123	2	2
DIV. I NON-CONF.	4- 10	267	1- 0	28	17	148	148	2	2

TOTALS	RPI 1-25	RPI 26-50	W-L RECORDS	RPI 51-100	RPI 101-999	RPI 201+			
6- 19	0- 9	0- 4	OVERALL	1- 2	5- 4	1- 0			
3- 10	0- 6	0- 1	HOME	0- 1	3- 2	1- 0			
3- 7	0- 3	0- 2	AWAY	1- 1	2- 1	0- 0			
0- 2	0- 0	0- 1	NEUTRAL	0- 0	0- 1	0- 0			
4- 10	0- 2	0- 3	NON-CONFERENCE	1- 2	3- 3	1- 0			
2- 5	0- 1	0- 1	HOME	0- 1	2- 2	1- 0			
2- 3	0- 1	0- 1	AWAY	1- 1	1- 0	0- 0			
0- 2	0- 0	0- 1	NEUTRAL	0- 0	0- 1	0- 0			
2- 9	0- 7	0- 1	CONFERENCE	0- 0	2- 1	0- 0			
1- 5	0- 5	0- 0	HOME	0- 0	1- 0	0- 0			
1- 4	0- 2	0- 1	AWAY	0- 0	1- 1	0- 0			
0- 0	0- 0	0- 0	NEUTRAL	0- 0	0- 0	0- 0			

RPI 1-25				RPI 26-50				RPI 51-100				RPI 101+ Team's RPI: 123			
RPI	S	Opponent	Score	RPI	S	Opponent	Score	RPI	S	Opponent	Score	RPI	S	Opponent	Score
4	A	Louisville	57 79	26	A	LSU	65 85	70	H	Belmont	74 111	102	A	Saint Louis	74 69
10	A	Tennessee	73 86	27	A	Central Mich.	75 92	94	A	George Washington	69 59	105	A	Alabama	75 77
10	H	Tennessee	64 74	36	N	Syracuse	78 84	97	A	Tulane	59 71	106	H	Kentucky	70 55
15	H	Texas A&M	67 91	43	H	Ball St.	79 88					115	H	Iowa St.	77 74
17	H	South Carolina	82 95									117	H	Middle Tenn.	54 65
19	H	Missouri	70 81									122	A	Ole Miss	75 72
22	H	NC State	72 83									177	H	Memphis	60 71
23	A	Georgia	55 67									183	N	Wisconsin	71 73
23	H	Georgia	52 81									264	H	Lipscomb	92 82

LAST 12 Division I GAMES:															
23	A	Georgia	55 67	106	H	Kentucky	70 55								
10	H	Tennessee	64 74	19	H	Missouri	70 81								
122	A	Ole Miss	75 72	10	A	Tennessee	73 86								
15	H	Texas A&M	67 91	23	H	Georgia	52 81								
105	A	Alabama	75 77	26	A	LSU	65 85								
17	H	South Carolina	82 95	264	H	Lipscomb	92 82								

Non-Div I Games:

Vanderbilt

Average RPI Win:	231	WON-LOST	WINNING	LAST 10	STRENGTH OF	OPP. STRENGTH	TEAM	ADJ.	CONF.	ADJ CONF.
Average RPI Loss:	165	RECORD	PCT. RANK	GAMES	SCHEDULE	OF SCHEDULE	RPI	RPI	RPI	RPI

DIV. I ONLY	7- 16	276	4- 6	196	208	271	271	20	20
DIV. I NON-CONF.	2- 10	300	0- 1	245	151	328	328	24	24

TOTALS	RPI 1-25	RPI 26-50	W-L RECORDS	RPI 51-100	RPI 101-999	RPI 201+			
7- 16	0- 0	0- 1	OVERALL	1- 4	6- 11	4- 6			
5- 8	0- 0	0- 0	HOME	1- 2	4- 6	3- 2			
2- 8	0- 0	0- 0	AWAY	0- 0	2- 0	1- 0			
0- 0	0- 0	0- 0	NEUTRAL	0- 0	0- 0	0- 0			
2- 10	0- 0	0- 1	NON-CONFERENCE	0- 2	2- 7	2- 4			
2- 5	0- 0	0- 0	HOME	0- 2	2- 3	2- 1			
0- 5	0- 0	0- 1	AWAY	0- 0	0- 4	0- 3			
0- 0	0- 0	0- 0	NEUTRAL	0- 0	0- 0	0- 0			
5- 6	0- 0	0- 0	CONFERENCE	1- 2	4- 4	2- 2			
3- 3	0- 0	0- 0	HOME	1- 0	2- 3	1- 1			
2- 3	0- 0	0- 0	AWAY	0- 2	2- 1	1- 1			
0- 0	0- 0	0- 0	NEUTRAL	0- 0	0- 0	0- 0			

RPI 1-25	RPI 26-50	RPI 51-100	RPI 101+	Team's RPI: 271
RPI S Opponent Score	RPI S Opponent Score	RPI S Opponent Score	RPI S Opponent Score	RPI S Opponent Score
	42 A Mi ami (FL) 49 73	65 H American 62 64	111 A Dartmouth 56 66	
		67 A Mai ne 55 64	134 H Northeastern 66 71	
		77 H James Madi son 56 68	152 H Bi nghamton 48 62	
		80 A Al bany (NY) 55 67	158 H Hartford 53 47	
		80 H Al bany (NY) 62 57	178 A New Hampshi re 58 53	
			178 H New Hampshi re 49 52	
			189 H Col umbi a 66 73	
			205 H Boston U. 41 57	
			211 A Stony Brook 57 80	
			233 A Holy Cross 53 64	
			234 H Howard 88 65	
			267 A Ri der 49 64	
			293 H Central Conn. St. 62 48	
			299 A FIU 70 80	
			326 A UMBC 72 58	
			326 H UMBC 51 52	
			347 H UMass Lowel l 63 55	
LAST 12 Di vi si on I GAMES:				
	80 H Al bany (NY) 62 57	178 H New Hampshi re 49 52		
	178 A New Hampshi re 58 53	67 A Mai ne 55 64		
	326 H UMBC 51 52	211 A Stony Brook 57 80		
	152 H Bi nghamton 48 62	326 A UMBC 72 58		
	80 A Al bany (NY) 55 67	347 H UMass Lowel l 63 55		
	158 H Hartford 53 47	299 A FIU 70 80		

Non-Di v I Games: Norwi ch 75 31

Vermont

Average RPI Win:	135	WON-LOST	WINNING	LAST 10	STRENGTH OF	OPP. STRENGTH	TEAM	ADJ.	CONF.	ADJ CONF.
Average RPI Loss:	62	RECORD	PCT. RANK	GAMES	SCHEDULE	OF SCHEDULE	RPI	RPI	RPI	RPI
DIV. I ONLY	18- 5	36	7- 3	52	72	25	25	6	6	
DIV. I NON-CONF.	10- 1	15	0- 1	21	149	9	9	6	6	

TOTALS	RPI 1-25	RPI 26-50	W-L RECORDS	RPI 51-100	RPI 101-999	RPI 201+				
18- 5	2- 0	1- 2	OVERALL	4- 3	11- 0	4- 0				
5- 3	2- 0	0- 1	HOME	0- 2	3- 0	1- 0				
10- 2	0- 0	1- 1	AWAY	2- 1	7- 0	3- 0				
3- 0	0- 0	0- 0	NEUTRAL	2- 0	1- 0	0- 0				
10- 1	1- 0	1- 0	NON-CONFERENCE	2- 1	6- 0	2- 0				
2- 1	1- 0	0- 0	HOME	0- 1	1- 0	0- 0				
5- 0	0- 0	1- 0	AWAY	0- 0	4- 0	2- 0				
3- 0	0- 0	0- 0	NEUTRAL	2- 0	1- 0	0- 0				
8- 4	1- 0	0- 2	CONFERENCE	2- 2	5- 0	2- 0				
3- 2	1- 0	0- 1	HOME	0- 1	2- 0	1- 0				
5- 2	0- 0	0- 1	AWAY	2- 1	3- 0	1- 0				
0- 0	0- 0	0- 0	NEUTRAL	0- 0	0- 0	0- 0				

RPI	S	Opponent	Score
16	H	Duke	64 55
24	H	DePaul	84 58

RPI	S	Opponent	Score
32	H	Marquette	57 67
37	A	Creighton	54 69
46	A	Princeton	62 59

RPI	S	Opponent	Score
59	A	St. John's (NY)	64 70
65	N	American	65 60
77	N	James Madison	60 57
86	H	Penn	77 79
95	A	Seton Hall	67 59
96	A	Butler	69 67
96	H	Butler	53 76

RPI	S	Opponent	Score
125	A	Georgetown	60 58
125	H	Georgetown	68 67
158	A	Hartford	71 53
161	N	Lehigh	62 42
179	A	Temple	69 65
188	A	Providence	63 55
192	H	Saint Joseph's	79 44
207	A	Xavier	89 50
207	H	Xavier	75 57
224	A	La Salle	76 49
253	A	Fairfield	73 44

LAST 12 Division I GAMES:

125	H	Georgetown	68 67
96	A	Butler	69 67
207	A	Xavier	89 50
32	H	Marquette	57 67
24	H	DePaul	84 58
86	H	Penn	77 79
59	A	St. John's (NY)	64 70
95	A	Seton Hall	67 59
125	A	Georgetown	60 58
207	H	Xavier	75 57
96	H	Butler	53 76
188	A	Providence	63 55

Average RPI Win:	130	WON-LOST	WINNING	LAST 10	STRENGTH OF	OPP. STRENGTH	TEAM	ADJ.	CONF.	ADJ CONF.
Average RPI Loss:	20	RECORD	PCT. RANK	GAMES	SCHEDULE	OF SCHEDULE	RPI	RPI	RPI	RPI
DIV. I ONLY	15- 9	106	7- 3	7	10	30	30	1	1	
DIV. I NON-CONF.	7- 6	165	1- 0	10	22	67	67	1	1	

TOTALS	RPI 1-25	RPI 26-50	W-L RECORDS	RPI 51-100	RPI 101-999	RPI 201+				
15- 9	1- 7	1- 1	OVERALL	6- 1	7- 0	3- 0				
10- 4	0- 3	1- 0	HOME	3- 1	6- 0	3- 0				
3- 5	1- 4	0- 1	AWAY	1- 0	1- 0	0- 0				
2- 0	0- 0	0- 0	NEUTRAL	2- 0	0- 0	0- 0				
7- 6	0- 4	0- 1	NON-CONFERENCE	3- 1	4- 0	3- 0				
5- 3	0- 2	0- 0	HOME	1- 1	4- 0	3- 0				
0- 3	0- 2	0- 1	AWAY	0- 0	0- 0	0- 0				
2- 0	0- 0	0- 0	NEUTRAL	2- 0	0- 0	0- 0				
8- 3	1- 3	1- 0	CONFERENCE	3- 0	3- 0	0- 0				
5- 1	0- 1	1- 0	HOME	2- 0	2- 0	0- 0				
3- 2	1- 2	0- 0	AWAY	1- 0	1- 0	0- 0				
0- 0	0- 0	0- 0	NEUTRAL	0- 0	0- 0	0- 0				

RPI 1-25				RPI 26-50				RPI 51-100				RPI 101+			
RPI	S	Opponent	Score	RPI	S	Opponent	Score	RPI	S	Opponent	Score	RPI	S	Opponent	Score
3	A	Mississippi St.	53 68	36	H	Syracuse	68 63	54	H	Virginia Tech	61 52	140	H	Clemson	70 41
4	H	Louisville	41 77	45	A	Dayton	46 61	55	H	Duquesne	63 74	148	H	Pittsburgh	62 50
6	A	Florida St.	62 77					66	A	Georgia Tech	62 56	191	H	Hampton	66 62
14	H	Maryland	59 60					69	H	Harvard	50 48	196	A	Boston College	68 57
16	A	Duke	48 55					73	N	Indiana	82 72	236	H	UNCG	68 50
18	A	Rutgers	43 52					78	N	Ohio	77 59	252	H	Manhattan	69 47
22	A	NC State	73 63					100	H	North Carolina	82 70	293	H	Central Conn. St.	103 59
23	H	Georgia	61 64												

LAST 12 Division I GAMES:															
6	A	Florida St.	62 77	196	A	Boston College	68 57								
4	H	Louisville	41 77	140	H	Clemson	70 41								
66	A	Georgia Tech	62 56	22	A	NC State	73 63								
100	H	North Carolina	82 70	36	H	Syracuse	68 63								
54	H	Virginia Tech	61 52	148	H	Pittsburgh	62 50								
16	A	Duke	48 55	252	H	Manhattan	69 47								

Non-Div I Games:

Virginia

Average RPI Win: 161		WON-LOST RECORD	WINNING PCT. RANK	LAST 10 GAMES	STRENGTH OF SCHEDULE	OPP. STRENGTH OF SCHEDULE	TEAM RPI	ADJ. RPI	CONF. RPI	ADJ CONF. RPI
Loss: 34										
DIV. I ONLY		16- 8	76	5- 5	47	48	54	54	1	1
DIV. I NON-CONF.		11- 2	22	1- 0	151	150	50	50	1	1
TOTALS		RPI 1-25	RPI 26-50	W-L RECORDS		RPI 51-100	RPI 101-999	RPI 201+		
16- 8	0- 4		2- 2	OVERALL		5- 2	9- 0	5- 0		
10- 3	0- 2		1- 1	HOME		2- 0	7- 0	3- 0		
5- 3	0- 2		1- 1	AWAY		2- 0	2- 0	2- 0		
1- 2	0- 0		0- 0	NEUTRAL		1- 2	0- 0	0- 0		
11- 2	0- 0		1- 0	NON-CONFERENCE		3- 2	7- 0	5- 0		
7- 0	0- 0		1- 0	HOME		1- 0	5- 0	3- 0		
3- 0	0- 0		0- 0	AWAY		1- 0	2- 0	2- 0		
1- 2	0- 0		0- 0	NEUTRAL		1- 2	0- 0	0- 0		
5- 6	0- 4		1- 2	CONFERENCE		2- 0	2- 0	0- 0		
3- 3	0- 2		0- 1	HOME		1- 0	2- 0	0- 0		
2- 3	0- 2		1- 1	AWAY		1- 0	0- 0	0- 0		
0- 0	0- 0		0- 0	NEUTRAL		0- 0	0- 0	0- 0		

RPI 1-25				RPI 26-50				RPI 51-100				RPI 101+			
RPI	S	Opponent	Score	RPI	S	Opponent	Score	RPI	S	Opponent	Score	RPI	S	Opponent	Score
4	A	Louisville	56 67	30	A	Virginia	52 61	53	N	West Virginia	61 79	148	H	Pittsburgh	89 66
6	A	Florida St.	62 107	36	A	Syracuse	73 64	56	N	Drexel	79 67	160	H	High Point	86 63
16	H	Duke	75 86	42	H	Miami (FL)	78 82	66	H	Georgia Tech	68 62	162	H	Radford	68 42
22	H	NC State	51 68	48	H	UCF	86 69	90	A	Chattanooga	64 44	196	H	Boston College	89 58
								93	H	Auburn	72 63	206	A	Illinois	96 49
								96	N	Butler	77 79	294	H	USC Upstate	87 56
								100	A	North Carolina	90 74	300	A	Monmouth	84 34
												304	H	UMES	90 52
												323	H	Wagner	99 32
LAST 12 Division I GAMES:															
100	A	North Carolina	90 74	6	A	Florida St.	62 107								
36	A	Syracuse	73 64	148	H	Pittsburgh	89 66								
42	H	Miami (FL)	78 82	4	A	Louisville	56 67								
66	H	Georgia Tech	68 62	196	H	Boston College	89 58								
30	A	Virginia	52 61	22	H	NC State	51 68								
16	H	Duke	75 86	160	H	High Point	86 63								

Non-Div I Games:

Virginia Tech

Average RPI Win:	296	WON-LOST	WINNING	LAST 10	STRENGTH OF	OPP. STRENGTH	TEAM	ADJ.	CONF.	ADJ CONF.
Average RPI Loss:	194	RECORD	PCT. RANK	GAMES	SCHEDULE	OF SCHEDULE	RPI	RPI	RPI	RPI
DIV. I ONLY	4- 17	311	2- 8	242	328	323	323	29	29	
DIV. I NON-CONF.	1- 9	318	0- 1	159	243	308	308	29	29	

TOTALS	RPI 1-25	RPI 26-50	W-L RECORDS	RPI 51-100	RPI 101-999	RPI 201+				
4- 17	0- 0	0- 1	OVERALL	0- 3	4- 13	4- 9				
3- 6	0- 0	0- 1	HOME	0- 0	3- 5	3- 2				
1- 11	0- 0	0- 0	AWAY	0- 3	1- 8	1- 7				
0- 0	0- 0	0- 0	NEUTRAL	0- 0	0- 0	0- 0				
1- 9	0- 0	0- 1	NON-CONFERENCE	0- 3	1- 5	1- 3				
1- 2	0- 0	0- 1	HOME	0- 0	1- 1	1- 0				
0- 7	0- 0	0- 0	AWAY	0- 3	0- 4	0- 3				
0- 0	0- 0	0- 0	NEUTRAL	0- 0	0- 0	0- 0				
3- 8	0- 0	0- 0	CONFERENCE	0- 0	3- 8	3- 6				
2- 4	0- 0	0- 0	HOME	0- 0	2- 4	2- 2				
1- 4	0- 0	0- 0	AWAY	0- 0	1- 4	1- 4				
0- 0	0- 0	0- 0	NEUTRAL	0- 0	0- 0	0- 0				

W
a
g
n
e
rW
a
g
n
e
r

RPI 1-25				RPI 26-50				RPI 51-100				RPI 101+ Team's RPI: 323			
RPI	S	Opponent	Score	RPI	S	Opponent	Score	RPI	S	Opponent	Score	RPI	S	Opponent	Score
				46	H	Princeton	37 58	54	A	Virginia Tech	32 99	132	H	Saint Francis (PA)	76 79
								77	A	James Madison	45 68	153	H	Robert Morris	52 58
								80	A	Albany (NY)	44 89	178	H	New Hampshire	53 65
												179	A	Temple	36 70
												211	A	Stony Brook	50 69
												245	A	Lafayette	52 70
												263	A	Towson	42 64
												266	H	Fairleigh Dickinson	64 74
												274	A	St. Francis Brooklyn	76 80
												274	H	St. Francis Brooklyn	50 47
												279	A	LIU Brooklyn	69 74
												279	H	LIU Brooklyn	52 44
												282	A	Bryant	75 66
												284	A	Mt. St. Mary's	56 79
												286	H	Sacred Heart	55 72
												293	A	Central Conn. St.	56 59
												349	H	Longwood	60 43

LAST 12 Division I GAMES:															
				279	H	LIU Brooklyn	52 44	279	A	LIU Brooklyn	69 74				
				274	H	St. Francis Brooklyn	50 47	286	H	Sacred Heart	55 72				
				284	A	Mt. St. Mary's	56 79	266	H	Fairleigh Dickinson	64 74				
				132	H	Saint Francis (PA)	76 79	293	A	Central Conn. St.	56 59				
				153	H	Robert Morris	52 58	282	A	Bryant	75 66				
				274	A	St. Francis Brooklyn	76 80	245	A	Lafayette	52 70				

Non-Div I Games: Staten Island 63 58

Wagner

Wake Forest				Through Games Of Feb. 6, 2018							
Average RPI	Win:	194	WON-LOST	WINNING	LAST 10	STRENGTH OF	OPP. STRENGTH	TEAM	ADJ.	CONF.	ADJ CONF.
Loss:	54	RECORD	PCT. RANK	GAMES	SCHEDULE	OF SCHEDULE	RPI	RPI	RPI	RPI	
DIV. I ONLY	11- 13	204	3- 7	55	35	104	104	1	1		
DIV. I NON-CONF.	8- 5	111	1- 0	212	123	134	134	1	1		

TOTALS	RPI 1-25		RPI 26-50		W-L RECORDS		RPI 51-100		RPI 101-999		RPI 201+
11- 13	0- 7		1- 1		OVERALL		1- 4		9- 1		6- 1
5- 6	0- 4		0- 0		HOME		1- 2		4- 0		3- 0
6- 5	0- 3		1- 0		AWAY		0- 2		5- 0		3- 0
0- 2	0- 0		0- 1		NEUTRAL		0- 0		0- 1		0- 1
8- 5	0- 1		0- 1		NON-CONFERENCE		1- 2		7- 1		6- 1
5- 1	0- 0		0- 0		HOME		1- 1		4- 0		3- 0
3- 2	0- 1		0- 0		AWAY		0- 1		3- 0		3- 0
0- 2	0- 0		0- 1		NEUTRAL		0- 0		0- 1		0- 1
3- 8	0- 6		1- 0		CONFERENCE		0- 2		2- 0		0- 0
0- 5	0- 4		0- 0		HOME		0- 1		0- 0		0- 0
3- 3	0- 2		1- 0		AWAY		0- 1		2- 0		0- 0
0- 0	0- 0		0- 0		NEUTRAL		0- 0		0- 0		0- 0

RPI 1-25				RPI 26-50				RPI 51-100				RPI 101+ Team' s RPI : 104			
RPI	S	Opponent	Score	RPI	S	Opponent	Score	RPI	S	Opponent	Score	RPI	S	Opponent	Score
2	H	Notre Dame	73 96	42	A	Mi ami (FL)	61 50	66	A	Georgi a Tech	67 79	148	A	Pi ttsburgh	58 49
4	A	Louisv ille	52 89	47	N	Minnesota	81 93	68	H	El on	53 51	180	H	Char lotte	71 69
6	H	Florida St.	79 81					76	A	Penn St.	58 68	196	A	Boston Colle ge	67 59
16	A	Duke	51 59					95	H	Seton Hal l	57 67	207	A	Xavi er	62 57
16	H	Duke	67 80					100	H	North Carolina	76 79	209	A	Ri chmond	85 81
18	A	Rutgers	51 65									230	N	Hofstra	66 69
22	H	NC State	68 82									250	H	Texas Southern	73 56
												259	A	Col . of Charleston	77 40
												269	H	Appal achi an St.	78 49
												304	H	UMES	92 50
LAST 12 Division I GAMES:															
16	A	Duke	51 59	100	H	North Carolina	76 79								
196	A	Boston College	67 59	16	H	Duke	67 80								
4	A	Louisville	52 89	42	A	Miami (FL)	61 50								
22	H	NC State	68 82	148	A	Pittsburgh	58 49								
66	A	Georgia Tech	67 79	2	H	Notre Dame	73 96								
6	H	Florida St.	79 81	259	A	Col . of Charleston	77 40								

Non-Div I Games:

Wake Forest

■ Loss, ■ Non-Conf, S Site, H Home A Away N Neutral

Average RPI Win:	170	WON-LOST	WINNING	LAST 10	STRENGTH OF	OPP. STRENGTH	TEAM	ADJ.	CONF.	ADJ CONF.
Average RPI Loss:	77	RECORD	PCT. RANK	GAMES	SCHEDULE	OF SCHEDULE	RPI	RPI	RPI	RPI
DIV. I ONLY	7- 16	276	1- 9	38	38	172	172	4	4	
DIV. I NON-CONF.	6- 5	153	0- 0	66	94	100	100	3	3	

TOTALS	RPI 1-25	RPI 26-50	W-L RECORDS	RPI 51-100	RPI 101-999	RPI 201+				
7- 16	0- 5	1- 3	OVERALL	1- 4	5- 4	3- 1				
5- 5	0- 1	0- 0	HOME	1- 2	4- 2	3- 0				
1- 9	0- 3	0- 3	AWAY	0- 1	1- 2	0- 1				
1- 2	0- 1	1- 0	NEUTRAL	0- 1	0- 0	0- 0				
6- 5	0- 2	1- 0	NON-CONFERENCE	0- 1	5- 2	3- 0				
4- 1	0- 0	0- 0	HOME	0- 0	4- 1	3- 0				
1- 2	0- 1	0- 0	AWAY	0- 0	1- 1	0- 0				
1- 2	0- 1	1- 0	NEUTRAL	0- 1	0- 0	0- 0				
1- 11	0- 3	0- 3	CONFERENCE	1- 3	0- 2	0- 1				
1- 4	0- 1	0- 0	HOME	1- 2	0- 1	0- 0				
0- 7	0- 2	0- 3	AWAY	0- 1	0- 1	0- 1				
0- 0	0- 0	0- 0	NEUTRAL	0- 0	0- 0	0- 0				

RPI 1-25				RPI 26-50				RPI 51-100				RPI 101+ Team's RPI: 172			
RPI	S	Opponent	Score	RPI	S	Opponent	Score	RPI	S	Opponent	Score	RPI	S	Opponent	Score
5	A	Ohio St.	76 85	31	A	Ari zona St.	41 61	51	H	Southern Cal i forn i a	61 72	119	H	BYU	80 72
7	H	UCLA	69 86	34	A	Cal i forn i a	60 69	82	A	Washi ngton St.	75 78	136	H	Col orado	61 66
9	A	Oregon	83 94	37	N	Creighton	67 64	82	H	Washi ngton St.	56 49	154	A	Idaho	81 69
11	N	Texas	68 92	50	A	Oregon St.	63 75	87	H	Utah	65 74	165	H	Idaho St.	59 79
12	A	Stanford	45 71					100	N	North Carolina	78 90	174	A	Boi se St.	62 85

Average RPI Win:	141	WON-LOST	WINNING	LAST 10	STRENGTH OF	OPP. STRENGTH	TEAM	ADJ.	CONF.	ADJ CONF.
Average RPI Loss:	55	RECORD	PCT. RANK	GAMES	SCHEDULE	OF SCHEDULE	RPI	RPI	RPI	RPI
DIV. I ONLY	10- 14	220	3- 7	15	41	82	82	4	4	
DIV. I NON-CONF.	7- 5	132	0- 0	7	71	36	36	3	3	

TOTALS	RPI 1-25	RPI 26-50	W-L RECORDS	RPI 51-100	RPI 101-999	RPI 201+				
10- 14	1- 3	0- 5	OVERALL	1- 4	8- 2	1- 0				
4- 5	0- 1	0- 1	HOME	0- 2	4- 1	0- 0				
4- 8	0- 2	0- 3	AWAY	1- 2	3- 1	1- 0				
2- 1	1- 0	0- 1	NEUTRAL	0- 0	1- 0	0- 0				
7- 5	1- 0	0- 2	NON-CONFERENCE	1- 2	5- 1	0- 0				
2- 2	0- 0	0- 1	HOME	0- 0	2- 1	0- 0				
3- 2	0- 0	0- 0	AWAY	1- 2	2- 0	0- 0				
2- 1	1- 0	0- 1	NEUTRAL	0- 0	1- 0	0- 0				
3- 9	0- 3	0- 3	CONFERENCE	0- 2	3- 1	1- 0				
2- 3	0- 1	0- 0	HOME	0- 2	2- 0	0- 0				
1- 6	0- 2	0- 3	AWAY	0- 0	1- 1	1- 0				
0- 0	0- 0	0- 0	NEUTRAL	0- 0	0- 0	0- 0				

RPI 1-25				RPI 26-50				RPI 51-100				RPI 101+			
RPI	S	Opponent	Score	RPI	S	Opponent	Score	RPI	S	Opponent	Score	RPI	S	Opponent	Score
7	H	UCLA	71 79	28	N	South Fla.	45 82	51	H	Southern Cal i forn i a	72 73	102	H	Sai nt Loui s	85 63
9	A	Oregon	56 89	31	A	Ari zona St.	51 77	58	A	Nebraska	73 61	106	H	Kentucky	68 73
12	A	Stanford	57 70	34	A	Cal i forn i a	60 66	64	A	UC Davi s	76 91	136	H	Col orado	89 75
18	N	Rutgers	63 60	39	H	Gonzaga	56 64	84	A	Sai nt Mary' s (CA)	75 81	141	N	ETSU	80 76
				50	A	Oregon St.	53 71	87	H	Utah	79 81	163	A	San Franci sco	74 70

Average RPI Win:	247	WON-LOST	WINNING	LAST 10	STRENGTH OF	OPP. STRENGTH	TEAM	ADJ.	CONF.	ADJ CONF.
Average RPI Loss:	143	RECORD	PCT. RANK	GAMES	SCHEDULE	OF SCHEDULE	RPI	RPI	RPI	RPI
DIV. I ONLY	14- 6	66	7- 3	336	133	159	159	19	19	
DIV. I NON-CONF.	6- 3	87	0- 1	313	171	179	179	14	14	

TOTALS	RPI 1-25	RPI 26-50	W-L RECORDS	RPI 51-100	RPI 101-999	RPI 201+				
14- 6	0- 1	1- 0	OVERALL	0- 1	13- 4	10- 1				
9- 1	0- 0	1- 0	HOME	0- 1	8- 0	6- 0				
5- 5	0- 1	0- 0	AWAY	0- 0	5- 4	4- 1				
0- 0	0- 0	0- 0	NEUTRAL	0- 0	0- 0	0- 0				
6- 3	0- 1	0- 0	NON-CONFERENCE	0- 1	6- 1	6- 0				
4- 1	0- 0	0- 0	HOME	0- 1	4- 0	4- 0				
2- 2	0- 1	0- 0	AWAY	0- 0	2- 1	2- 0				
0- 0	0- 0	0- 0	NEUTRAL	0- 0	0- 0	0- 0				
8- 3	0- 0	1- 0	CONFERENCE	0- 0	7- 3	4- 1				
5- 0	0- 0	1- 0	HOME	0- 0	4- 0	2- 0				
3- 3	0- 0	0- 0	AWAY	0- 0	3- 3	2- 1				
0- 0	0- 0	0- 0	NEUTRAL	0- 0	0- 0	0- 0				

RPI 1-25				RPI 26-50				RPI 51-100				RPI 101+				Team's RPI: 159
RPI	S	Opponent	Score	RPI	S	Opponent	Score	RPI	S	Opponent	Score	RPI	S	Opponent	Score	
9	A	Oregon	87 114	33	H	Northern Colo.	82 73	87	H	Utah	58 85	142	A	Fresno St.	78 81	
												144	A	North Dakota	67 80	
												144	H	North Dakota	80 69	
												149	A	Portland St.	64 77	
												165	A	Idaho St.	76 70	
												165	H	Idaho St.	84 73	
												214	A	CSUN	64 61	
												241	H	Pepperdine	71 61	
												277	A	Sacramento St.	78 56	
												311	A	Southern Utah	77 64	
												311	H	Southern Utah	65 50	
												312	H	Air Force	62 52	
												314	A	Portland	91 70	
												315	H	Incarnate Word	79 55	
												328	A	Northern Ari z.	75 76	
												328	H	Northern Ari z.	77 63	
												329	H	Utah Valley	75 57	

LAST 12 Division I GAMES:																
144	A	North Dakota	67 80	144	H	North Dakota	80 69									
328	H	Northern Ari z.	77 63	33	H	Northern Colo.	82 73									
311	H	Southern Utah	65 50	311	A	Southern Utah	77 64									
165	H	Idaho St.	84 73	328	A	Northern Ari z.	75 76									
149	A	Portland St.	64 77	165	A	Idaho St.	76 70									
277	A	Sacramento St.	78 56	142	A	Fresno St.	78 81									

Non-Div I Games: Westminster (UT) 64 58 Antelope Valley 80 70

Weber St.

Average RPI Win:	163	WON-LOST	WINNING	LAST 10	STRENGTH OF	OPP. STRENGTH	TEAM	ADJ.	CONF.	ADJ CONF.
Average RPI Loss:	36	RECORD	PCT. RANK	GAMES	SCHEDULE	OF SCHEDULE	RPI	RPI	RPI	RPI
DIV. I ONLY	17- 7	57	4- 6	60	53	53	53	5	5	
DIV. I NON-CONF.	12- 0	1	0- 0	153	146	17	17	5	5	

TOTALS	RPI 1-25	RPI 26-50	W-L RECORDS	RPI 51-100	RPI 101-999	RPI 201+				
17- 7	1- 3	0- 2	OVERALL	4- 2	12- 0	7- 0				
9- 4	0- 2	0- 0	HOME	0- 2	9- 0	7- 0				
4- 3	1- 1	0- 2	AWAY	1- 0	2- 0	0- 0				
4- 0	0- 0	0- 0	NEUTRAL	3- 0	1- 0	0- 0				
12- 0	1- 0	0- 0	NON-CONFERENCE	3- 0	8- 0	6- 0				
7- 0	0- 0	0- 0	HOME	0- 0	7- 0	6- 0				
1- 0	1- 0	0- 0	AWAY	0- 0	0- 0	0- 0				
4- 0	0- 0	0- 0	NEUTRAL	3- 0	1- 0	0- 0				
5- 7	0- 3	0- 2	CONFERENCE	1- 2	4- 0	1- 0				
2- 4	0- 2	0- 0	HOME	0- 2	2- 0	1- 0				
3- 3	0- 1	0- 2	AWAY	1- 0	2- 0	0- 0				
0- 0	0- 0	0- 0	NEUTRAL	0- 0	0- 0	0- 0				

RPI 1-25				RPI 26-50				RPI 51-100				RPI 101+			
RPI	S	Opponent	Score	RPI	S	Opponent	Score	RPI	S	Opponent	Score	RPI	S	Opponent	Score
8	H	Bayl or	72 83	29	A	Okl ahoma	57 76	54	N	Virginia Tech	79 61	115	A	Iowa St.	69 59
11	A	Texas	58 79	44	A	Okl ahoma St.	73 79	56	N	Drexel	75 42	115	H	Iowa St.	57 49
11	H	Texas	55 73					62	A	TCU	87 82	148	H	Pittsburgh	73 52
15	A	Texas A&M	70 56					62	H	TCU	74 76	150	A	Kansas	74 54
								88	H	Kansas St.	52 60	162	N	Radford	75 55
								96	N	Butler	75 68	204	H	Morehead St.	66 56
												226	H	Texas Tech	82 52
												228	H	North Florida	87 59
												275	H	Morgan St.	84 41
												277	H	Sacramento St.	101 47
												293	H	Central Conn. St.	102 52
												301	H	Coppin St.	101 43
LAST 12 Division I GAMES:															
11	H	Texas	55 73	62	H	TCU	74 76								
29	A	Okl ahoma	57 76	150	A	Kansas	74 54								
8	H	Bayl or	72 83	115	H	Iowa St.	57 49								
226	H	Texas Tech	82 52	88	H	Kansas St.	52 60								
115	A	Iowa St.	69 59	11	A	Texas	58 79								
44	A	Okl ahoma St.	73 79	62	A	TCU	87 82								

Non-Div I Games:

West Virginia

Average RPI Win: 232	WON-LOST RECORD	WINNING PCT. RANK	LAST 10 GAMES	STRENGTH OF SCHEDULE	OPP. STRENGTH OF SCHEDULE	TEAM RPI	ADJ. RPI	CONF. RPI	ADJ CONF. RPI
Average RPI Loss: 181									
DIV. I ONLY	3- 20	330	1- 8	159	283	310	310	17	17
DIV. I NON-CONF.	2- 11	305	0- 0	181	339	315	315	16	16

TOTALS	RPI 1-25	RPI 26-50	W-L RECORDS	RPI 51-100	RPI 101-999	RPI 201+			
3- 20	0- 2	0- 0	OVERALL	0- 3	3- 15	2- 8			
2- 8	0- 0	0- 0	HOME	0- 1	2- 7	1- 4			
1- 12	0- 2	0- 0	AWAY	0- 2	1- 8	1- 4			
0- 0	0- 0	0- 0	NEUTRAL	0- 0	0- 0	0- 0			
2- 11	0- 2	0- 0	NON-CONFERENCE	0- 0	2- 9	1- 6			
2- 3	0- 0	0- 0	HOME	0- 0	2- 3	1- 2			
0- 8	0- 2	0- 0	AWAY	0- 0	0- 6	0- 4			
0- 0	0- 0	0- 0	NEUTRAL	0- 0	0- 0	0- 0			
1- 9	0- 0	0- 0	CONFERENCE	0- 3	1- 6	1- 2			
0- 5	0- 0	0- 0	HOME	0- 1	0- 4	0- 2			
1- 4	0- 0	0- 0	AWAY	0- 2	1- 2	1- 0			
0- 0	0- 0	0- 0	NEUTRAL	0- 0	0- 0	0- 0			

RPI 1-25				RPI 26-50				RPI 51-100				RPI 101+ Team's RPI: 310			
RPI	S	Opponent	Score	RPI	S	Opponent	Score	RPI	S	Opponent	Score	RPI	S	Opponent	Score
17	A	South Carolina	43 101					57	A	Mercer	50 72	141	A	ETSU	50 66
23	A	Georgia	50 76					90	A	Chattanooga	32 47	141	H	ETSU	46 76
								90	H	Chattanooga	41 58	157	H	Davi dson	57 70
												160	A	High Poi nt	69 75
												162	H	Radford	39 27
												167	A	Samford	54 62
												184	H	Furman	59 68
												201	A	UT Martin	54 62
												217	A	Gardner-Webb	67 70
												220	A	N. C. A&T	59 68
												236	H	UNCG	67 88
												246	A	Campbel l	51 58
												247	H	UNC Asheville	62 52
												288	A	Wofford	68 62
												288	H	Wofford	48 54
												321	A	South Carolina St.	45 75
												322	H	Eastern Ky.	59 62
												343	H	Florida A&M	63 80

LAST 12 Division I GAMES:															
288	A	Wofford	68 62	288	H	Wofford	48 54	184	H	Furman	59 68	90	A	Chattanooga	32 47
141	H	ETSU	46 76	141	A	ETSU	50 66	217	A	Gardner-Webb	67 70	160	A	High Poi nt	69 75
90	H	Chattanooga	41 58	167	A	Samford	54 62								
236	H	UNCG	67 88												
57	A	Mercer	50 72												

Non-Div I Games: Warren Wilson 114 54 Brevard 79 34

Western Caro.

Western RPI:				Through Games Of Feb. 6, 2018						
Average RPI Win: 234		WON-LOST RECORD	WINNING PCT. RANK	LAST 10 GAMES	STRENGTH OF SCHEDULE	OPP. STRENGTH OF SCHEDULE	TEAM RPI	ADJ. RPI	CONF. RPI	ADJ. CONF. RPI
DIV. I ONLY		16- 7	67	7- 3	227	180	103	103	14	14
DIV. I NON-CONF.		8- 4	87	0- 1	285	170	125	125	17	17
TOTALS		RPI 1-25		RPI 26-50	W-L RECORDS		RPI 51-100	RPI 101-999	RPI 201+	
16- 7	1- 0		0- 2	OVERALL		0- 2	15- 3	11- 1		
8- 2	0- 0		0- 0	HOME		0- 1	8- 1	6- 0		
8- 5	1- 0		0- 2	AWAY		0- 1	7- 2	5- 1		
0- 0	0- 0		0- 0	NEUTRAL		0- 0	0- 0	0- 0		
8- 4	1- 0		0- 1	NON-CONFERENCE		0- 0	7- 3	6- 1		
3- 1	0- 0		0- 0	HOME		0- 0	3- 1	3- 0		
5- 3	1- 0		0- 1	AWAY		0- 0	4- 2	3- 1		
0- 0	0- 0		0- 0	NEUTRAL		0- 0	0- 0	0- 0		
8- 3	0- 0		0- 1	CONFERENCE		0- 2	8- 0	5- 0		
5- 1	0- 0		0- 0	HOME		0- 1	5- 0	3- 0		
3- 2	0- 0		0- 1	AWAY		0- 1	3- 0	2- 0		
0- 0	0- 0		0- 0	NEUTRAL		0- 0	0- 0	0- 0		

Western Illinois.

Western Illinois.

RPI 1-25				RPI 26-50				RPI 51-100				RPI 101+				Team's RPI: 103	
RPI	S	Opponent	Score	RPI	S	Opponent	Score	RPI	S	Opponent	Score	RPI	S	Opponent	Score		
12	A	Stanford	71 64	39	A	Gonzaga	65 80	72	A	South Dakota	81 92	114	H	Milwaukee	67 77		
				41	A	South Dakota St.	48 84	72	H	South Dakota	58 82	126	A	Northern Ill.	94 96		
												171	A	Wichita St.	78 65		
												190	H	Denver	118 93		
												199	A	Oral Roberts	85 63		
												199	H	Oral Roberts	56 49		
												206	A	Illinois	77 67		
												221	H	Southeast Mo. St.	87 59		
												231	A	Omaha	90 51		
												231	H	Omaha	103 68		
												239	A	Austin Peay	81 68		
												249	A	Bradley	80 87		
												260	H	UMKC	90 71		
												270	H	North Dakota St.	97 72		
												316	A	Fort Wayne	100 64		
												316	H	Fort Wayne	91 44		
												339	A	Chicago St.	83 45		
												339	H	Chicago St.	71 54		
LAST 12 Division I GAMES:																	
				231	H	Omaha	103 68	316	H	Fort Wayne	91 44						
				199	A	Oral Roberts	85 63	231	A	Omaha	90 51						
				72	A	South Dakota	81 92	199	H	Oral Roberts	56 49						
				270	H	North Dakota St.	97 72	72	H	South Dakota	58 82						
				190	H	Denver	118 93	316	A	Fort Wayne	100 64						
				41	A	South Dakota St.	48 84	249	A	Bradley	80 87						

Non-Div I Games:	Illinois Col.	122	40	William Woods	96	57
------------------	---------------	-----	----	---------------	----	----

Western III.

■ Loss, ■ Non-Conf, S Site, H Home A Away N Neutral

Average RPI	Win: 210	WON-LOST	WINNING	LAST 10	STRENGTH OF	OPP. STRENGTH	TEAM	ADJ.	CONF.	ADJ CONF.
Average RPI	Loss: 42	RECORD	PCT. RANK	GAMES	SCHEDULE	OF SCHEDULE	RPI	RPI	RPI	RPI
DIV. I ONLY	17- 5	41	9- 1	124	126	52	52	18	18	
DIV. I NON-CONF.	8- 4	87	0- 1	75	33	43	43	19	19	

TOTALS	RPI 1-25	RPI 26-50	W-L RECORDS	RPI 51-100	RPI 101-999	RPI 201+				
17- 5	1- 2	0- 1	OVERALL	2- 2	14- 0	8- 0				
8- 1	0- 1	0- 0	HOME	0- 0	8- 0	5- 0				
5- 4	0- 1	0- 1	AWAY	0- 2	5- 0	3- 0				
4- 0	1- 0	0- 0	NEUTRAL	2- 0	1- 0	0- 0				
8- 4	1- 2	0- 1	NON-CONFERENCE	2- 1	5- 0	3- 0				
2- 1	0- 1	0- 0	HOME	0- 0	2- 0	2- 0				
2- 3	0- 1	0- 1	AWAY	0- 1	2- 0	1- 0				
4- 0	1- 0	0- 0	NEUTRAL	2- 0	1- 0	0- 0				
9- 1	0- 0	0- 0	CONFERENCE	0- 1	9- 0	5- 0				
6- 0	0- 0	0- 0	HOME	0- 0	6- 0	3- 0				
3- 1	0- 0	0- 0	AWAY	0- 1	3- 0	2- 0				
0- 0	0- 0	0- 0	NEUTRAL	0- 0	0- 0	0- 0				

RPI 1-25				RPI 26-50				RPI 51-100 Team's RPI: 52				RPI 101+			
RPI	S	Opponent	Score	RPI	S	Opponent	Score	RPI	S	Opponent	Score	RPI	S	Opponent	Score
2	H	Notre Dame	65 78	43	A	Ball St.	81 93	57	N	Mercer	67 62	117	H	Middle Tenn.	57 43
19	N	Missouri	79 76					63	N	Toledo	70 56	145	A	Southern Ill.	75 49
20	A	Iowa	97 104					71	A	UAB	61 79	164	H	Southern Miss.	81 60
								73	A	Indiana	71 73	169	N	Stetson	66 58
												173	A	Louisiana Tech	74 64
												193	H	Fla. Atlantic	82 63
												242	A	North Texas	79 65
												291	H	UTSA	73 38
												299	H	FIU	101 47
												302	H	Old Dominion	62 48
												319	A	Georgia St.	74 63
												335	A	Marshall	86 66
												342	H	Mississippi Val.	87 48
												348	H	Evansville	92 54

LAST 12 Division I GAMES:															
302	H	Old Dominion	62 48	71	A	UAB	61 79	299	H	FIU	101 47	164	H	Southern Miss.	81 60
193	H	Fla. Atlantic	82 63					117	H	Middle Tenn.	57 43	173	A	Louisiana Tech	74 64
242	A	North Texas	79 65	43	A	Ball St.	81 93	63	N	Toledo	70 56	291	H	UTSA	73 38
335	A	Marshall	86 66												
291	H	UTSA	73 38												

Non-Div I Games: Lee

88 64

Western Ky.

Average RPI Win: 197

Average RPI Loss: 63

WON-LOST
RECORDWINNING
PCT. RANKLAST 10
GAMESSTRENGTH OF
SCHEDULEOPP. STRENGTH
OF SCHEDULETEAM
RPIADJ.
RPICONF.
RPIADJ CONF.
RPIDIV. I ONLY
DIV. I NON-CONF.11- 10
4- 5155
2026- 4
0- 0122
14458
29107
124107
1247
87
8

TOTALS

RPI 1-25

RPI 26-50

W-L RECORDS

RPI 51-100

RPI 101-999

RPI 201+

11- 10

0- 3

0- 1

OVERALL

1- 5

10- 1

5- 0

5- 2

0- 0

0- 0

HOME

1- 2

4- 0

2- 0

5- 6

0- 2

0- 1

AWAY

0- 2

5- 1

3- 0

1- 2

0- 1

0- 0

NEUTRAL

0- 1

1- 0

0- 0

4- 5

0- 2

0- 0

NON-CONFERENCE

0- 3

4- 0

3- 0

1- 0

0- 0

0- 0

HOME

0- 0

1- 0

1- 0

2- 3

0- 1

0- 0

AWAY

0- 2

2- 0

2- 0

1- 2

0- 1

0- 0

NEUTRAL

0- 1

1- 0

0- 0

7- 5

0- 1

0- 1

CONFERENCE

1- 2

6- 1

2- 0

4- 2

0- 0

0- 0

HOME

1- 2

3- 0

1- 0

3- 3

0- 1

0- 1

AWAY

0- 0

3- 1

1- 0

0- 0

0- 0

0- 0

NEUTRAL

0- 0

0- 0

0- 0

RPI 1-25

RPI 26-50

RPI 51-100

RPI 101+

Team's RPI: 107

RPI	S	Opponent	Score
18	N	Rutgers	64 75
20	A	Iowa	56 79
21	A	Buffalo	49 71

RPI	S	Opponent	Score
27	A	Central Mich.	70 74

RPI	S	Opponent	Score
59	N	St. John's (NY)	48 76
61	A	Michigan St.	62 65
63	H	Toledo	73 78
78	H	Ohio	54 69
81	A	New Mexico	76 88
89	H	Miami (OH)	81 70

RPI	S	Opponent	Score
126	H	Northern Ill.	88 83
135	A	Kent St.	66 61
141	N	ETSU	87 79
195	A	Bowling Green	81 67
195	H	Bowling Green	67 58
198	A	Eastern Mich.	67 69
222	A	Akron	59 51
222	H	Akron	76 60
240	A	New Mexico St.	64 55
295	A	Loyola Chicago	65 47
307	H	Detroit Mercy	74 62

LAST 12 Division I GAMES:

195	A	Bowling Green	81 67	198	A	Eastern Mich.	67 69
222	H	Akron	76 60	78	H	Ohio	54 69
63	H	Toledo	73 78	126	H	Northern Ill.	88 83
27	A	Central Mich.	70 74	135	A	Kent St.	66 61
222	A	Akron	59 51	21	A	Buffalo	49 71
89	H	Miami (OH)	81 70	195	H	Bowling Green	67 58

Non-Div I Games:

Goshen

87 36

Kentucky St.

85 50

Olivet

86 37

Western Mich.

Loss,
 Non-Conf,
 S Site,
 H Home
A Away
 N Neutral

Average RPI Win:	186	WON-LOST	WINNING	LAST 10	STRENGTH OF	OPP. STRENGTH	TEAM	ADJ.	CONF.	ADJ CONF.
Average RPI Loss:	93	RECORD	PCT. RANK	GAMES	SCHEDULE	OF SCHEDULE	RPI	RPI	RPI	RPI
DIV. I ONLY	10- 15	232	5- 5	77	86	171	171	8	8	
DIV. I NON-CONF.	5- 9	238	0- 1	84	113	202	202	7	7	

TOTALS	RPI 1-25	RPI 26-50	W-L RECORDS	RPI 51-100	RPI 101-999	RPI 201+				
10- 15	0- 1	1- 6	OVERALL	1- 2	8- 6	4- 2				
7- 5	0- 0	1- 1	HOME	0- 1	6- 3	4- 0				
2- 9	0- 1	0- 5	AWAY	1- 1	1- 2	0- 1				
1- 1	0- 0	0- 0	NEUTRAL	0- 0	1- 1	0- 1				
5- 9	0- 1	0- 3	NON-CONFERENCE	0- 2	5- 3	3- 1				
4- 2	0- 0	0- 0	HOME	0- 1	4- 1	3- 0				
0- 6	0- 1	0- 3	AWAY	0- 1	0- 1	0- 0				
1- 1	0- 0	0- 0	NEUTRAL	0- 0	1- 1	0- 1				
5- 6	0- 0	1- 3	CONFERENCE	1- 0	3- 3	1- 1				
3- 3	0- 0	1- 1	HOME	0- 0	2- 2	1- 0				
2- 3	0- 0	0- 2	AWAY	1- 0	1- 1	0- 1				
0- 0	0- 0	0- 0	NEUTRAL	0- 0	0- 0	0- 0				

RPI 1-25				RPI 26-50				RPI 51-100				RPI 101+ Team's RPI: 171			
RPI	S	Opponent	Score	RPI	S	Opponent	Score	RPI	S	Opponent	Score	RPI	S	Opponent	Score
10	A	Tennessee	56 68	28	H	South Fla.	64 56	72	H	South Dakota	48 62	103	H	Western Ill.	65 78
				37	A	Creighton	61 66	81	A	New Mexico	62 76	120	A	Missouri St.	71 94
				41	A	South Dakota St.	64 96	97	A	Tulane	64 56	120	H	Missouri St.	72 58
				44	A	Oklahoma St.	67 91					138	H	Cincinnati	69 75
				48	A	UCF	53 59					175	N	UC Irvine	76 53
				49	A	Houston	55 73					177	A	Memphis	77 64
				49	H	Houston	62 73					177	H	Memphis	69 61
LAST 12 Division I GAMES:															
				138	H	Cincinnati	69 75	97	A	Tulane	64 56				
				49	H	Houston	62 73	177	H	Memphis	69 61				
				208	A	East Carolina	67 77	48	A	UCF	53 59				
				177	A	Memphis	77 64	49	A	Houston	55 73				
				28	H	South Fla.	64 56	182	H	Tulsa	62 67				
				212	H	SMU	66 43	41	A	South Dakota St.	64 96				

Non-Div I Games:

Wichita St.

Average RPI Win: 224		WON-LOST	WINNING	LAST 10	STRENGTH OF		OPP. STRENGTH	TEAM	ADJ.	CONF.	ADJ CONF.
Loss: 148		RECORD	PCT. RANK	GAMES	SCHEDULE		OF SCHEDULE	RPI	RPI	RPI	RPI
DIV. I ONLY		15- 7	73	5- 5	267		178	139	139	10	10
DIV. I NON-CONF.		9- 2	34	0- 1	268		209	90	90	12	12
TOTALS		RPI 1-25	RPI 26-50	W-L RECORDS		RPI 51-100	RPI 101-999	RPI 201+			
15- 7	0- 0		0- 0	OVERALL		1- 3	14- 4	12- 3			
8- 4	0- 0		0- 0	HOME		1- 2	7- 2	6- 2			
7- 3	0- 0		0- 0	AWAY		0- 1	7- 2	6- 1			
0- 0	0- 0		0- 0	NEUTRAL		0- 0	0- 0	0- 0			
9- 2	0- 0		0- 0	NON-CONFERENCE		0- 1	9- 1	7- 1			
5- 1	0- 0		0- 0	HOME		0- 0	5- 1	4- 1			
4- 1	0- 0		0- 0	AWAY		0- 1	4- 0	3- 0			
0- 0	0- 0		0- 0	NEUTRAL		0- 0	0- 0	0- 0			
6- 5	0- 0		0- 0	CONFERENCE		1- 2	5- 3	5- 2			
3- 3	0- 0		0- 0	HOME		1- 2	2- 1	2- 1			
3- 2	0- 0		0- 0	AWAY		0- 0	3- 2	3- 1			
0- 0	0- 0		0- 0	NEUTRAL		0- 0	0- 0	0- 0			

RPI 1-25				RPI 26-50				RPI 51-100				RPI 101+				Team's RPI: 139	
RPI	S	Opponent	Score	RPI	S	Opponent	Score	RPI	S	Opponent	Score	RPI	S	Opponent	Score		
								56	H	Drexel	58	65	132	A	Saint Francis (PA)	92	86
								59	A	St. John's (NY)	81	92	134	A	Northeastern	46	64
								68	H	Elon	81	75	157	H	Davidson	73	55
								77	H	James Madison	41	86	208	A	East Carolina	71	65
													209	A	Richmond	78	64
													218	H	Norfolk St.	74	80
													223	H	Loyola Maryland	70	49
													230	A	Hofstra	54	65
													230	H	Hofstra	63	53
													234	A	Howard	83	71
													253	H	Fairfield	57	47
													259	A	Col. of Charleston	68	54
													259	H	Col. of Charleston	79	66
													263	A	Towson	75	63
													263	H	Towson	66	67
													268	A	UNCW	66	53
													294	H	USC Upstate	83	63
													302	H	Old Dominion	75	58
LAST 12 Division I GAMES:																	
				263	A	Towson	75	63	68	H	Elon	81	75				
				77	H	James Madison	41	86	263	H	Towson	66	67				
				230	H	Hofstra	63	53	56	H	Drexel	58	65				
				259	H	Col. of Charleston	79	66	268	A	UNCW	66	53				
				134	A	Northeastern	46	64	259	A	Col. of Charleston	68	54				
				230	A	Hofstra	54	65	218	H	Norfolk St.	74	80				

Non-Div l Games:

William & Mary

■ Loss, ■ Non-Conf, S Site, H Home A Away N Neutral

Average RPI Win:	349	WON-LOST	WINNING	LAST 10	STRENGTH OF	OPP. STRENGTH	TEAM	ADJ.	CONF.	ADJ CONF.
Average RPI Loss:	200	RECORD	PCT. RANK	GAMES	SCHEDULE	OF SCHEDULE	RPI	RPI	RPI	RPI
DIV. I ONLY	1- 20	345	1- 9	253	314	341	341	27	27	
DIV. I NON-CONF.	0- 10	337	0- 1	204	270	339	339	28	28	

TOTALS	RPI 1-25	RPI 26-50	W-L RECORDS	RPI 51-100	RPI 101-999	RPI 201+				
1- 20	0- 1	0- 0	OVERALL	0- 4	1- 15	1- 12				
1- 9	0- 0	0- 0	HOME	0- 1	1- 8	1- 6				
0- 11	0- 1	0- 0	AWAY	0- 3	0- 7	0- 6				
0- 0	0- 0	0- 0	NEUTRAL	0- 0	0- 0	0- 0				
0- 10	0- 1	0- 0	NON-CONFERENCE	0- 3	0- 6	0- 5				
0- 4	0- 0	0- 0	HOME	0- 1	0- 3	0- 2				
0- 6	0- 1	0- 0	AWAY	0- 2	0- 3	0- 3				
0- 0	0- 0	0- 0	NEUTRAL	0- 0	0- 0	0- 0				
1- 10	0- 0	0- 0	CONFERENCE	0- 1	1- 9	1- 7				
1- 5	0- 0	0- 0	HOME	0- 0	1- 5	1- 4				
0- 5	0- 0	0- 0	AWAY	0- 1	0- 4	0- 3				
0- 0	0- 0	0- 0	NEUTRAL	0- 0	0- 0	0- 0				

RPI	S	Opponent	Score	RPI	S	Opponent	Score	RPI	S	Opponent	Score	RPI	S	Opponent	Score
16	A	Duke	30 101					55	H	Duquesne	54 81	141	H	ETSU	63 74
								57	A	Mercer	45 93	160	H	High Point	58 79
								68	A	Elon	37 98	162	A	Radford	52 78
								99	A	Liberty	37 63	217	H	Gardner-Webb	59 66
												222	A	Akron	43 69
												246	H	Campbell	48 72
												247	A	UNC Asheville	51 63
												247	H	UNC Asheville	48 70
												254	A	Presbyterian	45 78
												254	H	Presbyterian	58 64
												288	H	Wofford	68 73
												303	A	Charleston So.	45 81
												309	A	Tennessee Tech	41 70
												321	H	South Carolina St.	37 65
												335	A	Marshall	40 70
												349	H	Longwood	69 60
LAST 12 Division I GAMES:															
254	H	Presbyterian	58 64	303	A	Charleston So.	45 81								
247	A	UNC Asheville	51 63	160	H	High Point	58 79								
349	H	Longwood	69 60	99	A	Liberty	37 63								
217	H	Gardner-Webb	59 66	246	H	Campbell	48 72								
254	A	Presbyterian	45 78	162	A	Radford	52 78								
247	H	UNC Asheville	48 70	309	A	Tennessee Tech	41 70								

Non-Div I Games: N. C. Wesleyan 94 50

Winthrop

W
i
s
c
o
n
s
i
n

Wisconsin					Through Games Of Feb. 8, 2018						
Average RPI Win: 211		WON-LOST RECORD	WINNING PCT. RANK	LAST 10 GAMES	STRENGTH OF SCHEDULE	OPP. STRENGTH OF SCHEDULE	TEAM RPI	ADJ. RPI	CONF. RPI	ADJ CONF. RPI	
Average RPI Loss: 58											
DIV. I ONLY	9- 16	254	2- 8	71	43	183	183	3	3		
DIV. I NON-CONF.	7- 6	165	0- 0	189	53	159	159	4	4		

TOTALS	RPI 1-25	RPI 26-50		W-L RECORDS		RPI 51-100	RPI 101-999	RPI 201+			
9- 16	0- 4	0- 6		OVERALL		0- 4	9- 2	4- 0			
6- 8	0- 4	0- 2		HOME		0- 1	6- 1	3- 0			
2- 7	0- 0	0- 3		AWAY		0- 3	2- 1	1- 0			
1- 1	0- 0	0- 1		NEUTRAL		0- 0	1- 0	0- 0			
7- 6	0- 1	0- 2		NON-CONFERENCE		0- 2	7- 1	3- 0			
5- 2	0- 1	0- 0		HOME		0- 0	5- 1	3- 0			
1- 3	0- 0	0- 1		AWAY		0- 2	1- 0	0- 0			
1- 1	0- 0	0- 1		NEUTRAL		0- 0	1- 0	0- 0			
2- 10	0- 3	0- 4		CONFERENCE		0- 2	2- 1	1- 0			
1- 6	0- 3	0- 2		HOME		0- 1	1- 0	0- 0			
1- 4	0- 0	0- 2		AWAY		0- 1	1- 1	1- 0			
0- 0	0- 0	0- 0		NEUTRAL		0- 0	0- 0	0- 0			

RPI 1-25				RPI 26-50			RPI 51-100			RPI 101+ Team's RPI: 183	
RPI	S	Opponent	Score	RPI	S	Opponent	Score	RPI	S	Opponent	Score
5	H	Ohio St.	55 68	32	A	Marquette	65 88	73	A	Indiana	55 69
13	H	Green Bay	34 67	35	H	Michigan	57 80	76	H	Penn St.	62 69
14	H	Maryland	44 71	36	N	Syracuse	74 77	94	A	George Washington	46 61
20	H	Iowa	46 56	40	A	Purdue	35 57	96	A	Butler	62 69
				47	A	Minnesota	65 90				
				47	H	Minnesota	61 71				

LAST 12 Division I GAMES:											
5	H	Ohio St.	55 68	76	H	Penn St.	62 69				
47	H	Minnesota	61 71	187	A	Northwestern	60 69				
206	A	Illinois	70 61	14	H	Maryland	44 71				
73	A	Indiana	55 69	35	H	Michigan	57 80				
187	H	Northwestern	58 46	40	A	Purdue	35 57				
47	A	Minnesota	65 90	20	H	Iowa	46 56				

W
i
s
c
o
n
s
i
n

Non-Div I Games:

Wisconsin

Loss, Non-Conf, S Site, H Home A Away N Neutral

Page 343

Non-Div I Games:

Wisconsin

Average RPI Win: **259**
 Average RPI Loss: **177**

WON-LOST
RECORD

WINNING
PCT. RANK

LAST 10
GAMES

STRENGTH OF
SCHEDULE

OPP. STRENGTH
OF SCHEDULE

TEAM
RPI

ADJ.
RPI

CONF.
RPI

ADJ CONF.
RPI

DIV. I ONLY	7- 15	269	3- 6	274	207	288	288	17	17
DIV. I NON-CONF.	4- 8	239	1- 0	314	294	307	307	16	16
TOTALS	RPI 1-25	RPI 26-50	W-L RECORDS	RPI 51-100	RPI 101-999	RPI 201+			
7- 15	0- 2	0- 0	OVERALL	0- 3	7- 10	5- 8			
5- 7	0- 0	0- 0	HOME	0- 2	5- 5	3- 4			
2- 8	0- 2	0- 0	AWAY	0- 1	2- 5	2- 4			
0- 0	0- 0	0- 0	NEUTRAL	0- 0	0- 0	0- 0			
4- 8	0- 2	0- 0	NON-CONFERENCE	0- 0	4- 6	4- 6			
3- 3	0- 0	0- 0	HOME	0- 0	3- 3	3- 3			
1- 5	0- 2	0- 0	AWAY	0- 0	1- 3	1- 3			
0- 0	0- 0	0- 0	NEUTRAL	0- 0	0- 0	0- 0			
3- 7	0- 0	0- 0	CONFERENCE	0- 3	3- 4	1- 2			
2- 4	0- 0	0- 0	HOME	0- 2	2- 2	0- 1			
1- 3	0- 0	0- 0	AWAY	0- 1	1- 2	1- 1			
0- 0	0- 0	0- 0	NEUTRAL	0- 0	0- 0	0- 0			

RPI 1-25				RPI 26-50				RPI 51-100				RPI 101+ Team's RPI: 288			
RPI	S	Opponent	Score	RPI	S	Opponent	Score	RPI	S	Opponent	Score	RPI	S	Opponent	Score
17	A	South Carolina	60 94					57	A	Mercer	39 80	141	H	ETSU	58 61
23	A	Georgia	56 95					57	H	Mercer	46 71	167	A	Samford	77 81
								90	H	Chattanooga	47 54	167	H	Samford	58 46
												184	H	Furman	79 48
												217	A	Gardner-Webb	55 73
												228	H	North Florida	69 57
												231	H	Omaha	60 64
												236	A	UNCG	51 66
												247	H	UNC Asheville	70 68
												259	A	Col. of Charleston	51 59
												268	H	UNCW	60 65
												281	A	Coastal Caro.	51 67
												303	H	Charleston So.	45 68
												310	A	Western Caro.	54 48
												310	H	Western Caro.	62 68
												334	H	N. C. Central	77 56
												341	A	Wintthrop	73 68
LAST 12 Division I GAMES:															
310	H	Western Caro.	62 68	310	A	Western Caro.	54 48	236	A	UNCG	51 66				
57	A	Mercer	39 80	167	H	Samford	58 46	57	H	Mercer	46 71				
167	A	Samford	77 81	228	H	North Florida	69 57	303	H	Charleston So.	45 68				
184	H	Furman	79 48												
141	H	ETSU	58 61												
90	H	Chattanooga	47 54												

Non-Div I Games:

Brevard

85 46

Southern Wesleyan

104 57

Bob Jones

96 54

Wofford

Loss, **Non-Conf**, **S Site**, **H Home** **A Away** **N Neutral**

Average RPI Win:	232	WON-LOST	WINNING	LAST 10	STRENGTH OF	OPP. STRENGTH	TEAM	ADJ.	CONF.	ADJ CONF.
Average RPI Loss:	72	RECORD	PCT. RANK	GAMES	SCHEDULE	OF SCHEDULE	RPI	RPI	RPI	RPI
DIV. I ONLY	15- 8	87	6- 4	176	151	101	101	11	11	
DIV. I NON-CONF.	7- 3	74	0- 0	249	158	96	96	13	13	
<hr/>										
TOTALS	RPI 1-25	RPI 26-50	W-L RECORDS	RPI 51-100	RPI 101-999	RPI 201+				
15- 8	0- 4	0- 0	OVERALL	1- 1	14- 3	9- 0				
7- 2	0- 1	0- 0	HOME	0- 1	7- 0	5- 0				
6- 5	0- 3	0- 0	AWAY	1- 0	5- 2	3- 0				
2- 1	0- 0	0- 0	NEUTRAL	0- 0	2- 1	1- 0				
7- 3	0- 2	0- 0	NON-CONFERENCE	1- 0	6- 1	4- 0				
3- 0	0- 0	0- 0	HOME	0- 0	3- 0	3- 0				
2- 2	0- 2	0- 0	AWAY	1- 0	1- 0	0- 0				
2- 1	0- 0	0- 0	NEUTRAL	0- 0	2- 1	1- 0				
8- 5	0- 2	0- 0	CONFERENCE	0- 1	8- 2	5- 0				
4- 2	0- 1	0- 0	HOME	0- 1	4- 0	2- 0				
4- 3	0- 1	0- 0	AWAY	0- 0	4- 2	3- 0				
0- 0	0- 0	0- 0	NEUTRAL	0- 0	0- 0	0- 0				

RPI 1-25				RPI 26-50				RPI 51-100				RPI 101+ Team's RPI: 101			
RPI	S	Opponent	Score	RPI	S	Opponent	Score	RPI	S	Opponent	Score	RPI	S	Opponent	Score
13	A	Green Bay	68 75					70	A	Belmont	91 81	114	A	Milwaukee	53 59
13	H	Green Bay	51 58					75	H	IUPUI	61 64	114	H	Milwaukee	56 51
19	A	Missouri	80 82									131	A	Cleveland St.	70 71
23	A	Georgia	71 87									135	A	Kent St.	72 60
												169	N	Stetson	64 59
												188	N	Providence	69 74
												200	A	Youngstown St.	69 59
												200	H	Youngstown St.	73 50
												209	N	Richmond	85 69
												219	A	Oakland	77 57
												237	A	Northern Ky.	68 63
												307	A	Detroit Mercy	88 60
												307	H	Detroit Mercy	85 55
												309	H	Tennessee Tech	82 59
												313	H	Ill.-Chicago	60 50
												339	H	Chicago St.	84 39
												345	H	Eastern Ill.	81 46
LAST 12 Division I GAMES:															
307	H	Detroit Mercy	85 55	313	H	Ill.-Chicago	60 50								
13	A	Green Bay	68 75	200	H	Youngstown St.	73 50								
114	A	Milwaukee	53 59	237	A	Northern Ky.	68 63								
200	A	Youngstown St.	69 59	307	A	Detroit Mercy	88 60								
131	A	Cleveland St.	70 71	219	A	Oakland	77 57								
75	H	IUPUI	61 64	114	H	Milwaukee	56 51								

Non-Div I Games: Northwestern Ohio 106 52 Cincinnati Christian 99 36

Wright St.

Average RPI Win:	185	WON-LOST	WINNING	LAST 10	STRENGTH OF	OPP. STRENGTH	TEAM	ADJ.	CONF.	ADJ CONF.
Average RPI Loss:	143	RECORD	PCT. RANK	GAMES	SCHEDULE	OF SCHEDULE	RPI	RPI	RPI	RPI
DIV. I ONLY	13- 7	98	8- 2	92	196	79	79	16	16	
DIV. I NON-CONF.	5- 4	146	0- 1	39	262	72	72	15	15	

TOTALS	RPI 1-25	RPI 26-50	W-L RECORDS	RPI 51-100	RPI 101-999	RPI 201+				
13- 7	0- 1	0- 0	OVERALL	2- 1	11- 5	4- 2				
7- 1	0- 0	0- 0	HOME	2- 0	5- 1	3- 0				
6- 4	0- 1	0- 0	AWAY	0- 0	6- 3	1- 2				
0- 2	0- 0	0- 0	NEUTRAL	0- 1	0- 1	0- 0				
5- 4	0- 1	0- 0	NON-CONFERENCE	1- 1	4- 2	1- 1				
3- 0	0- 0	0- 0	HOME	1- 0	2- 0	1- 0				
2- 2	0- 1	0- 0	AWAY	0- 0	2- 1	0- 1				
0- 2	0- 0	0- 0	NEUTRAL	0- 1	0- 1	0- 0				
8- 3	0- 0	0- 0	CONFERENCE	1- 0	7- 3	3- 1				
4- 1	0- 0	0- 0	HOME	1- 0	3- 1	2- 0				
4- 2	0- 0	0- 0	AWAY	0- 0	4- 2	1- 1				
0- 0	0- 0	0- 0	NEUTRAL	0- 0	0- 0	0- 0				

RPI	S	Opponent	Score	RPI	S	Opponent	Score	RPI	S	Opponent	Score	RPI	S	Opponent	Score
16	A	Duke	40 63					75	N	IUPUI	59 65	121	A	Colorado St.	53 49
								81	H	New Mexico	66 55	121	H	Colorado St.	53 64
								85	H	Drake	75 61	142	A	Fresno St.	47 60
												154	A	Idaho	70 64
												156	N	UNI	40 55
												165	H	Idaho St.	61 53
												174	A	Boise St.	66 51
												185	A	Nevada	65 62
												185	H	Nevada	66 60
												190	A	Denver	61 51
												226	H	Montana	67 62
												232	A	Montana St.	46 50
												251	H	San Jose St.	58 46
												256	A	San Diego St.	62 68
												297	A	Utah St.	64 46
												297	H	Utah St.	61 44
LAST 12 Division I GAMES:															
297	A	Utah St.	64 46	121	A	Colorado St.	53 49								
142	A	Fresno St.	47 60	81	H	New Mexico	66 55								
121	H	Colorado St.	53 64	174	A	Boise St.	66 51								
251	H	San Jose St.	58 46	185	H	Nevada	66 60								
185	A	Nevada	65 62	256	A	San Diego St.	62 68								
297	H	Utah St.	61 44	16	A	Duke	40 63								

Non-Div I Games: Colo. Christian 62 33 Adams St. 73 47

Wyoming

Average RPI Win: 219	WON-LOST RECORD	WINNING PCT. RANK	LAST 10 GAMES	STRENGTH OF SCHEDULE	OPP. STRENGTH OF SCHEDULE	TEAM RPI	ADJ. RPI	CONF. RPI	ADJ CONF. RPI
Average RPI Loss: 71									
DIV. I ONLY	9- 15	241	1- 9	111	81	207	207	6	6
DIV. I NON-CONF.	7- 4	102	0- 0	229	248	167	167	6	6

TOTALS	RPI 1-25	RPI 26-50	W-L RECORDS	RPI 51-100	RPI 101-999	RPI 201+			
9- 15	0- 4	0- 3	OVERALL	1- 4	8- 4	4- 0			
7- 6	0- 1	0- 1	HOME	0- 2	7- 2	4- 0			
1- 8	0- 2	0- 2	AWAY	1- 2	0- 2	0- 0			
1- 1	0- 1	0- 0	NEUTRAL	0- 0	1- 0	0- 0			
7- 4	0- 1	0- 1	NON-CONFERENCE	0- 0	7- 2	4- 0			
6- 1	0- 0	0- 0	HOME	0- 0	6- 1	4- 0			
0- 2	0- 0	0- 1	AWAY	0- 0	0- 1	0- 0			
1- 1	0- 1	0- 0	NEUTRAL	0- 0	1- 0	0- 0			
2- 11	0- 3	0- 2	CONFERENCE	1- 4	1- 2	0- 0			
1- 5	0- 1	0- 1	HOME	0- 2	1- 1	0- 0			
1- 6	0- 2	0- 1	AWAY	1- 2	0- 1	0- 0			
0- 0	0- 0	0- 0	NEUTRAL	0- 0	0- 0	0- 0			

RPI 1-25				RPI 26-50				RPI 51-100				RPI 101+ Team's RPI: 207			
RPI	S	Opponent	Score	RPI	S	Opponent	Score	RPI	S	Opponent	Score	RPI	S	Opponent	Score
19	N	Missouri	48 74	32	A	Marquette	67 88	59	A	St. John's (NY)	36 70	104	H	Wake Forest	57 62
24	A	DePaul	48 79	37	H	Creighton	64 71	59	H	St. John's (NY)	63 67	125	A	Georgetown	60 65
25	A	Villanova	57 75	47	A	Minnesota	62 74	95	A	Seton Hall	53 58	125	H	Georgetown	48 65
25	H	Villanova	50 89					95	H	Seton Hall	51 62	138	H	Cincinnati	53 50
								96	A	Butler	69 62	178	H	New Hampshire	71 66
												184	N	Furman	75 62
												188	H	Providence	68 59
												195	A	Bowling Green	53 63
												244	H	Grambling	72 67
												284	H	Mt. St. Mary's	66 45
												316	H	Fort Wayne	62 50
												343	H	Florida A&M	70 52

LAST 12 Division I GAMES:															
59	A	St. John's (NY)	36 70	32	A	Marquette	67 88	24	A	DePaul	48 79	95	H	Seton Hall	51 62
95	A	Seton Hall	53 58	24	A	DePaul	48 79	95	H	Seton Hall	51 62	59	H	St. John's (NY)	63 67
125	H	Georgetown	48 65	95	H	Seton Hall	51 62	59	H	St. John's (NY)	63 67	25	A	Villanova	57 75
25	H	Villanova	50 89	59	H	St. John's (NY)	63 67	25	A	Villanova	57 75	125	A	Georgetown	60 65
37	H	Creighton	64 71	25	A	Villanova	57 75	125	A	Georgetown	60 65				
188	H	Providence	68 59	125	A	Georgetown	60 65								

Non-Div I Games:

Xavier

Average RPI Win:	189	WON-LOST	WINNING	LAST 10	STRENGTH OF	OPP. STRENGTH	TEAM	ADJ.	CONF.	ADJ CONF.
Average RPI Loss:	120	RECORD	PCT. RANK	GAMES	SCHEDULE	OF SCHEDULE	RPI	RPI	RPI	RPI
DIV. I ONLY	10- 9	153	4- 6	87	168	118	118	9	9	
DIV. I NON-CONF.	7- 6	165	3- 3	236	226	178	178	9	9	

TOTALS	RPI 1-25	RPI 26-50	W-L RECORDS	RPI 51-100	RPI 101-999	RPI 201+				
10- 9	0- 0	1- 0	OVERALL	1- 4	8- 5	5- 0				
4- 4	0- 0	1- 0	HOME	0- 2	3- 2	2- 0				
6- 3	0- 0	0- 0	AWAY	1- 1	5- 2	3- 0				
0- 2	0- 0	0- 0	NEUTRAL	0- 1	0- 1	0- 0				
7- 6	0- 0	0- 0	NON-CONFERENCE	1- 2	6- 4	5- 0				
2- 3	0- 0	0- 0	HOME	0- 1	2- 2	2- 0				
5- 1	0- 0	0- 0	AWAY	1- 0	4- 1	3- 0				
0- 2	0- 0	0- 0	NEUTRAL	0- 1	0- 1	0- 0				
3- 3	0- 0	1- 0	CONFERENCE	0- 2	2- 1	0- 0				
2- 1	0- 0	1- 0	HOME	0- 1	1- 0	0- 0				
1- 2	0- 0	0- 0	AWAY	0- 1	1- 1	0- 0				
0- 0	0- 0	0- 0	NEUTRAL	0- 0	0- 0	0- 0				

RPI	S	Opponent	Score	RPI	S	Opponent	Score	RPI	S	Opponent	Score	RPI	S	Opponent	Score	Team's RPI: 118
46	H	Princeton	73 59	62	A	TCU	82 72	111	A	Dartmouth	57 39	116	A	Brown	71 81	
				64	N	UC Davis	61 71	116	H	Brown	77 63	150	A	Kansas	75 81	
				69	A	Harvard	73 97	152	A	Binghamton	73 69	158	N	Hartford	70 78	
				73	H	Indiana	68 72	176	H	Army West Point	65 82	188	H	Providence	51 55	
				86	H	Penn	54 69	211	A	Stony Brook	77 71	279	H	LIU Brooklyn	62 51	
								280	H	Colgate	82 56	293	A	Central Conn. St.	75 62	
								344	A	Saint Peter's	70 49					
LAST 12 Division I GAMES:																
86	H	Penn	54 69	158	N	Hartford	70 78									
46	H	Princeton	73 59	64	N	UC Davis	61 71									
111	A	Dartmouth	57 39	73	H	Indiana	68 72									
69	A	Harvard	73 97	344	A	Saint Peter's	70 49									
116	A	Brown	71 81	293	A	Central Conn. St.	75 62									
116	H	Brown	77 63	211	A	Stony Brook	77 71									

Non-Div I Games:

Yale

Youngstown St.				Through Games Of Feb. 6, 2018							
Average RPI	Win:	Loss:	WON-LOST RECORD	WINNING PCT. RANK	LAST 10 GAMES	STRENGTH OF SCHEDULE	OPP. STRENGTH OF SCHEDULE	TEAM RPI	ADJ. RPI	CONF. RPI	ADJ CONF. RPI
DIV. I ONLY	246		9- 13	224	5- 5	173	174	200	200	11	11
DIV. I NON-CONF.	124		2- 7	286	0- 0	234	201	279	279	13	13

TOTALS	RPI 1-25			RPI 26-50		W-L RECORDS		RPI 51-100	RPI 101-999		RPI 201+
9- 13	0- 1			0- 0		OVERALL		1- 2	8- 10		7- 2
4- 5	0- 0			0- 0		HOME		0- 1	4- 4		4- 1
5- 8	0- 1			0- 0		AWAY		1- 1	4- 6		3- 1
0- 0	0- 0			0- 0		NEUTRAL		0- 0	0- 0		0- 0
2- 7	0- 0			0- 0		NON-CONFERENCE		0- 1	2- 6		2- 1
1- 2	0- 0			0- 0		HOME		0- 0	1- 2		1- 0
1- 5	0- 0			0- 0		AWAY		0- 1	1- 4		1- 1
0- 0	0- 0			0- 0		NEUTRAL		0- 0	0- 0		0- 0
7- 6	0- 1			0- 0		CONFERENCE		1- 1	6- 4		5- 1
3- 3	0- 0			0- 0		HOME		0- 1	3- 2		3- 1
4- 3	0- 1			0- 0		AWAY		1- 0	3- 2		2- 0
0- 0	0- 0			0- 0		NEUTRAL		0- 0	0- 0		0- 0

RPI 1-25				RPI 26-50				RPI 51-100				RPI 101+				Team's RPI: 200	
RPI	S	Opponent	Score	RPI	S	Opponent	Score	RPI	S	Opponent	Score	RPI	S	Opponent	Score		
13	A	Green Bay	56 65					65	A	American	72 78	101	A	Wright St.	50 73		
								75	A	IUPUI	70 67	101	H	Wright St.	59 69		
								75	H	IUPUI	43 65	114	A	Milwaukee	61 62		
												131	A	Cleveland St.	66 52		
												132	A	Saint Francis (PA)	65 79		
												133	H	Bucknell	60 66		
												135	H	Kent St.	44 55		
												148	A	Pittsburgh	58 66		
												153	A	Robert Morris	52 84		
												219	A	Oakland	86 76		
												219	H	Oakland	48 58		
												222	A	Akron	58 75		
												237	H	Northern Ky.	54 51		
												295	A	Loyola Chicago	73 49		
												307	A	Detroit Mercy	72 52		
												307	H	Detroit Mercy	76 59		
												313	H	Ill.-Chicago	76 63		
												328	H	Northern Ari z.	69 67		
LAST 12 Division I GAMES:																	
				75	A	IUPUI	70 67	101	A	Wright St.	50 73						
				307	A	Detroit Mercy	72 52	114	A	Milwaukee	61 62						
				219	A	Oakland	86 76	13	A	Green Bay	56 65						
				101	H	Wright St.	59 69	75	H	IUPUI	43 65						
				237	H	Northern Ky.	54 51	313	H	Ill.-Chicago	76 63						
				131	A	Cleveland St.	66 52	219	H	Oakland	48 58						

Non-Div I Games:	Ohio Valley	86	59	Penn St.-Beaver	97	40
------------------	-------------	----	----	-----------------	----	----

Youngstown St.

Loss, Non-Conf, S Site, H Home A Away N Neutral