

Average RPI Win:	304	WON-LOST	WINNING	LAST 10	STRENGTH OF	OPP. STRENGTH	TEAM	ADJ.	CONF.	ADJ CONF.
Average RPI Loss:	179	RECORD	PCT. RANK	GAMES	SCHEDULE	OF SCHEDULE	RPI	RPI	RPI	RPI
DIV. I ONLY	6- 14	284	5- 5	219	341	295	295	27	27	
DIV. I NON-CONF.	1- 7	313	0- 0	50	346	290	290	27	27	
TOTALS	RPI 1-25	RPI 26-50	W-L RECORDS	RPI 51-100	RPI 101-150	RPI 150+				
6- 14	0- 1	0- 0	OVERALL	0- 1	0- 4	6- 8				
4- 4	0- 0	0- 0	HOME	0- 1	0- 2	4- 1				
2- 9	0- 1	0- 0	AWAY	0- 0	0- 2	2- 6				
0- 1	0- 0	0- 0	NEUTRAL	0- 0	0- 0	0- 1				
1- 7	0- 1	0- 0	NON-CONFERENCE	0- 1	0- 0	1- 5				
1- 2	0- 0	0- 0	HOME	0- 1	0- 0	1- 1				
0- 4	0- 1	0- 0	AWAY	0- 0	0- 0	0- 3				
0- 1	0- 0	0- 0	NEUTRAL	0- 0	0- 0	0- 1				
5- 7	0- 0	0- 0	CONFERENCE	0- 0	0- 4	5- 3				
3- 2	0- 0	0- 0	HOME	0- 0	0- 2	3- 0				
2- 5	0- 0	0- 0	AWAY	0- 0	0- 2	2- 3				
0- 0	0- 0	0- 0	NEUTRAL	0- 0	0- 0	0- 0				

RPI 1-25				RPI 26-50				RPI 51-100				RPI 101+ Team's RPI: 295			
RPI	S	Opponent	Score	RPI	S	Opponent	Score	RPI	S	Opponent	Score	RPI	S	Opponent	Score
19	A	Texas A&M	55 84					71	H	Toledo	60 76	106	H	Central Ark.	41 49
												107	A	SFA	56 64
												126	H	Abilene Christian	59 72
												131	A	Lamar University	49 65
												176	A	Rice	36 70
												183	A	Texas St.	50 57
												195	A	New Orleans	54 75
												203	H	Texas Southern	64 61
												243	N	UC Santa Barbara	60 66
												254	A	UTRGV	46 55
												254	H	UTRGV	65 68
												299	H	Northwestern St.	60 51
												306	A	Nicholls St.	54 74
												306	H	Nicholls St.	65 60
												336	A	Southeastern La.	69 53
												336	H	Southeastern La.	77 61
												337	A	Houston Baptist	51 56
												342	A	Sam Houston St.	63 37
LAST 12 Division I GAMES:															
336	A	Southeastern La.	69 53	106	H	Central Ark.	41 49								
337	A	Houston Baptist	51 56	336	H	Southeastern La.	77 61								
126	H	Abilene Christian	59 72	299	H	Northwestern St.	60 51								
306	H	Nicholls St.	65 60	107	A	SFA	56 64								
131	A	Lamar University	49 65	306	A	Nicholls St.	54 74								
342	A	Sam Houston St.	63 37	195	A	New Orleans	54 75								

Non-Div I Games: Schreiner 73 44 Okla. Panhandle 66 40 Montana Tech 83 50

A&M-Corpus Christi

Loss, Non-Conf, S Site, H Home A Away N Neutral

Average RPI Win:	248	WON-LOST	WINNING	LAST 10	STRENGTH OF	OPP. STRENGTH	TEAM	ADJ.	CONF.	ADJ CONF.
Average RPI Loss:	116	RECORD	PCT. RANK	GAMES	SCHEDULE	OF SCHEDULE	RPI	RPI	RPI	RPI
DIV. I ONLY	12- 8	124	8- 2	160	265	126	126	27	27	
DIV. I NON-CONF.	3- 6	230	0- 0	93	124	188	188	27	27	
TOTALS	RPI 1-25	RPI 26-50	W-L RECORDS	RPI 51-100	RPI 101-150	RPI 150+				
12- 8	0- 2	0- 1	OVERALL	0- 0	2- 3	10- 2				
7- 2	0- 0	0- 0	HOME	0- 0	2- 1	5- 1				
4- 6	0- 2	0- 1	AWAY	0- 0	0- 2	4- 1				
1- 0	0- 0	0- 0	NEUTRAL	0- 0	0- 0	1- 0				
3- 6	0- 2	0- 1	NON-CONFERENCE	0- 0	0- 1	3- 2				
2- 1	0- 0	0- 0	HOME	0- 0	0- 0	2- 1				
0- 5	0- 2	0- 1	AWAY	0- 0	0- 1	0- 1				
1- 0	0- 0	0- 0	NEUTRAL	0- 0	0- 0	1- 0				
9- 2	0- 0	0- 0	CONFERENCE	0- 0	2- 2	7- 0				
5- 1	0- 0	0- 0	HOME	0- 0	2- 1	3- 0				
4- 1	0- 0	0- 0	AWAY	0- 0	0- 1	4- 0				
0- 0	0- 0	0- 0	NEUTRAL	0- 0	0- 0	0- 0				

RPI 1-25				RPI 26-50				RPI 51-100				RPI 101+ Team's RPI: 126			
RPI	S	Opponent	Score	RPI	S	Opponent	Score	RPI	S	Opponent	Score	RPI	S	Opponent	Score
9	A	Baylor	34 79	30	A	Missouri	46 52					106	A	Central Ark.	70 80
19	A	Texas A&M	45 71									106	H	Central Ark.	83 76
												107	H	SFA	61 70
												131	H	Lamar University	77 59
												150	A	UTSA	68 71
												164	H	Omaha	73 66
												195	H	New Orleans	68 55
												196	A	Wichita St.	62 81
												245	N	Murray St.	81 57
												254	H	UTRGV	70 54
												265	H	McNeese	77 65
												295	A	A&M-Corpus Christi	72 59
												306	A	Nicholls St.	89 73
												310	H	UMKC	68 71
												334	A	Incarinate Word	75 66
												336	A	Southeastern La.	82 57
												342	H	Sam Houston St.	78 56
LAST 12 Division I GAMES:															
106	A	Central Ark.	70 80	131	H	Lamar University	77 59								
342	H	Sam Houston St.	78 56	107	H	SFA	61 70								
295	A	A&M-Corpus Christi	72 59	106	H	Central Ark.	83 76								
265	H	McNeese	77 65	195	H	New Orleans	68 55								
334	A	Incarinate Word	75 66	336	A	Southeastern La.	82 57								
306	A	Nicholls St.	89 73	245	N	Murray St.	81 57								

Non-Div I Games: Harding 74 62 Sul Ross St. 106 58 Howard Payne 87 52

Abilene Christian

Loss, Non-Conf, S Site, H Home A Away N Neutral

Average RPI Win:	312	WON-LOST	WINNING	LAST 10	STRENGTH OF	OPP. STRENGTH	TEAM	ADJ.	CONF.	ADJ CONF.
Average RPI Loss:	161	RECORD	PCT. RANK	GAMES	SCHEDULE	OF SCHEDULE	RPI	RPI	RPI	RPI
DIV. I ONLY	3- 18	329	1- 9	190	256	311	311	13	13	
DIV. I NON-CONF.	2- 8	288	0- 1	259	334	319	319	15	15	
TOTALS	RPI 1-25	RPI 26-50	W-L RECORDS	RPI 51-100	RPI 101-150	RPI 150+				
3- 18	0- 0	0- 0	OVERALL	0- 3	0- 5	3- 10				
1- 9	0- 0	0- 0	HOME	0- 2	0- 4	1- 3				
2- 9	0- 0	0- 0	AWAY	0- 1	0- 1	2- 7				
0- 0	0- 0	0- 0	NEUTRAL	0- 0	0- 0	0- 0				
2- 8	0- 0	0- 0	NON-CONFERENCE	0- 1	0- 3	2- 4				
1- 4	0- 0	0- 0	HOME	0- 0	0- 3	1- 1				
1- 4	0- 0	0- 0	AWAY	0- 1	0- 0	1- 3				
0- 0	0- 0	0- 0	NEUTRAL	0- 0	0- 0	0- 0				
1- 10	0- 0	0- 0	CONFERENCE	0- 2	0- 2	1- 6				
0- 5	0- 0	0- 0	HOME	0- 2	0- 1	0- 2				
1- 5	0- 0	0- 0	AWAY	0- 0	0- 1	1- 4				
0- 0	0- 0	0- 0	NEUTRAL	0- 0	0- 0	0- 0				

RPI	S	Opponent	Score	RPI	S	Opponent	Score	RPI	S	Opponent	Score	RPI	S	Opponent	Score	Team's RPI: 311
73	H	Colorado St.	35	72	105	A	Wyoming	41	73	105	H	Wyoming	54	66		
86	H	UNLV	56	60	108	H	Vanderbilt	49	75	112	H	Northern Colo.	44	71		
91	A	Colorado	68	95	114	H	Navy	46	64	154	A	New Mexico	64	81		
					155	A	Fresno St.	40	63	155	H	Fresno St.	56	72		
					168	A	Army West Point	47	75	187	A	Utah St.	62	65		
					202	A	San Jose St.	74	86	227	H	Weber St.	61	76		
					259	A	San Diego St.	62	59	271	A	Eastern Mich.	44	65		
					285	H	Nevada	51	56	301	A	Denver	52	65		
					331	H	Utah Valley	64	53	331	H	Utah Valley	64	53		
					346	A	Fairleigh Dickinson	56	48							
LAST 12 Division I GAMES:																
154	A	New Mexico	64	81	202	A	San Jose St.	74	86							
105	A	Wyoming	41	73	155	A	Fresno St.	40	63							
155	H	Fresno St.	56	72	73	H	Colorado St.	35	72							
259	A	San Diego St.	62	59	187	A	Utah St.	62	65							
86	H	UNLV	56	60	105	H	Wyoming	54	66							
285	H	Nevada	51	56	271	A	Eastern Mich.	44	65							

Non-Div I Games:

Air Force

■ Loss, 
 ■ Non-Conf, S Site, 
 ■ Home 
 ■ Away 
 N Neutral

Average RPI Win:	263	WON-LOST	WINNING	LAST 10	STRENGTH OF	OPP. STRENGTH	TEAM	ADJ.	CONF.	ADJ CONF.
Average RPI Loss:	135	RECORD	PCT. RANK	GAMES	SCHEDULE	OF SCHEDULE	RPI	RPI	RPI	RPI
DIV. I ONLY	7- 13	250	2- 8	212	198	217	217	10	10	
DIV. I NON-CONF.	5- 4	143	0- 0	265	213	169	169	11	11	
TOTALS	RPI 1-25	RPI 26-50	W-L RECORDS	RPI 51-100	RPI 101-150	RPI 150+				
7- 13	0- 0	0- 2	OVERALL	1- 3	0- 3	6- 5				
1- 6	0- 0	0- 1	HOME	0- 1	0- 2	1- 2				
6- 6	0- 0	0- 0	AWAY	1- 2	0- 1	5- 3				
0- 1	0- 0	0- 1	NEUTRAL	0- 0	0- 0	0- 0				
5- 4	0- 0	0- 1	NON-CONFERENCE	0- 2	0- 1	5- 0				
0- 2	0- 0	0- 0	HOME	0- 1	0- 1	0- 0				
5- 1	0- 0	0- 0	AWAY	0- 1	0- 0	5- 0				
0- 1	0- 0	0- 1	NEUTRAL	0- 0	0- 0	0- 0				
2- 9	0- 0	0- 1	CONFERENCE	1- 1	0- 2	1- 5				
1- 4	0- 0	0- 1	HOME	0- 0	0- 1	1- 2				
1- 5	0- 0	0- 0	AWAY	1- 1	0- 1	0- 3				
0- 0	0- 0	0- 0	NEUTRAL	0- 0	0- 0	0- 0				

RPI 1-25				RPI 26-50				RPI 51-100				RPI 101+				Team's RPI: 217	
RPI	S	Opponent	Score	RPI	S	Opponent	Score	RPI	S	Opponent	Score	RPI	S	Opponent	Score		
				29	N	Elon	62 65	64	A	Central Mich.	62 89	109	H	Duquesne	57 67		
				44	H	Ohio	69 85	65	H	Bucknell	47 61	137	A	Ball St.	70 80		
								81	A	Penn St.	71 84	137	H	Ball St.	63 90		
								88	A	Northern Ill.	84 55	174	A	Western Mich.	60 73		
												174	H	Western Mich.	57 73		
												216	A	Miami (OH)	49 54		
												244	A	Canisius	73 64		
												261	A	Bowling Green	50 86		
												261	H	Bowling Green	58 62		
												271	H	Eastern Mich.	80 62		
												283	A	Georgia St.	78 66		
												312	A	Eastern Ky.	63 57		
												314	A	Youngstown St.	76 74		
												327	A	Winthrop	80 59		
LAST 12 Division I GAMES:																	
				216	A	Miami (OH)	49 54	137	A	Ball St.	70 80						
				261	A	Bowling Green	50 86	44	H	Ohio	69 85						
				137	H	Ball St.	63 90	261	H	Bowling Green	58 62						
				271	H	Eastern Mich.	80 62	64	A	Central Mich.	62 89						
				174	H	Western Mich.	57 73	174	A	Western Mich.	60 73						
				88	A	Northern Ill.	84 55	29	N	Elon	62 65						

Non-Div I Games: Ohio Christian 69 52 Malone 63 52

Akron

■ Loss, 
 ■ Non-Conf, 
 ■ S Site, 
 ■ H Home 
 ■ A Away 
 N Neutral

## Alabama

Through Games Of Feb. 8, 2017

Average RPI Win:	219	WON-LOST	WINNING	LAST 10	STRENGTH OF	OPP. STRENGTH	TEAM	ADJ.	CONF.	ADJ CONF.
Average RPI Loss:	45	RECORD	PCT. RANK	GAMES	SCHEDULE	OF SCHEDULE	RPI	RPI	RPI	RPI
DIV. I ONLY	15- 8	91	3- 7	152	74	118	118	2	2	
DIV. I NON-CONF.	12- 1	7	2- 0	340	261	119	119	2	2	
TOTALS	RPI 1-25	RPI 26-50	W-L RECORDS	RPI 51-100	RPI 101-150	RPI 150+				
15- 8	0- 3	2- 3	OVERALL	2- 0	1- 2	10- 0				
11- 4	0- 2	1- 1	HOME	1- 0	1- 1	8- 0				
2- 4	0- 1	1- 2	AWAY	1- 0	0- 1	0- 0				
2- 0	0- 0	0- 0	NEUTRAL	0- 0	0- 0	2- 0				
12- 1	0- 0	1- 1	NON-CONFERENCE	0- 0	1- 0	10- 0				
10- 0	0- 0	1- 0	HOME	0- 0	1- 0	8- 0				
0- 1	0- 0	0- 1	AWAY	0- 0	0- 0	0- 0				
2- 0	0- 0	0- 0	NEUTRAL	0- 0	0- 0	2- 0				
3- 7	0- 3	1- 2	CONFERENCE	2- 0	0- 2	0- 0				
1- 4	0- 2	0- 1	HOME	1- 0	0- 1	0- 0				
2- 3	0- 1	1- 1	AWAY	1- 0	0- 1	0- 0				
0- 0	0- 0	0- 0	NEUTRAL	0- 0	0- 0	0- 0				

RPI 1-25				RPI 26-50				RPI 51-100				RPI 101+ Team's RPI: 118			
RPI	S	Opponent	Score	RPI	S	Opponent	Score	RPI	S	Opponent	Score	RPI	S	Opponent	Score
3	A	South Carolina	45 93	26	A	LSU	41 48	98	A	Ole Miss	65 57	108	A	Vanderbilt	80 87
4	H	Mississippi St.	54 67	28	H	Auburn	55 66	98	H	Ole Miss	90 80	124	H	Arkansas	50 68
17	H	Kentucky	54 71	30	A	Missouri	59 58					149	H	Kansas	71 65
				41	H	Georgia Tech	67 65					195	H	New Orleans	78 57
				46	A	Georgetown	59 70					258	H	Ga. Southern	66 48
												265	N	McNeese	84 63
												283	H	Georgia St.	80 57
												286	H	Mississippi Val.	93 44
												289	N	UTEP	78 60
												303	H	Lipscomb	82 35
												307	H	Alcorn	93 43
												341	H	Florida A&M	81 46
												349	H	Alabama A&M	97 29
LAST 12 Division I GAMES:															
26	A	LSU	41 48	17	H	Kentucky	54 71								
28	H	Auburn	55 66	30	A	Missouri	59 58								
108	A	Vanderbilt	80 87	98	H	Ole Miss	90 80								
98	A	Ole Miss	65 57	3	A	South Carolina	45 93								
4	H	Mississippi St.	54 67	341	H	Florida A&M	81 46								
124	H	Arkansas	50 68	289	N	UTEP	78 60								

Non-Div I Games:

Alabama

■ Loss, 
 ■ Non-Conf, S Site, 
 ■ Home 
 ■ Away 
 N Neutral

Average RPI Win:	0	WON-LOST	WINNING	LAST 10	STRENGTH OF	OPP. STRENGTH	TEAM	ADJ.	CONF.	ADJ CONF.
Average RPI Loss:	238	RECORD	PCT. RANK	GAMES	SCHEDULE	OF SCHEDULE	RPI	RPI	RPI	RPI
DIV. I ONLY	0- 18	348	0- 10	330	331	349	349	30	30	
DIV. I NON-CONF.	0- 7	335	0- 1	203	231	341	341	29	29	
TOTALS	RPI 1-25	RPI 26-50	W-L RECORDS	RPI 51-100	RPI 101-150	RPI 150+				
0- 18	0- 0	0- 0	OVERALL	0- 2	0- 1	0- 15				
0- 7	0- 0	0- 0	HOME	0- 0	0- 0	0- 7				
0- 11	0- 0	0- 0	AWAY	0- 0	0- 0	0- 3				
0- 0	0- 0	0- 0	NEUTRAL	0- 0	0- 0	0- 0				
0- 7	0- 0	0- 0	NON-CONFERENCE	0- 2	0- 1	0- 4				
0- 0	0- 0	0- 0	HOME	0- 0	0- 0	0- 0				
0- 7	0- 0	0- 0	AWAY	0- 2	0- 1	0- 4				
0- 0	0- 0	0- 0	NEUTRAL	0- 0	0- 0	0- 0				
0- 11	0- 0	0- 0	CONFERENCE	0- 0	0- 0	0- 11				
0- 7	0- 0	0- 0	HOME	0- 0	0- 0	0- 7				
0- 4	0- 0	0- 0	AWAY	0- 0	0- 0	0- 4				
0- 0	0- 0	0- 0	NEUTRAL	0- 0	0- 0	0- 0				

RPI	S	Opponent	Score	RPI	S	Opponent	Score	RPI	S	Opponent	Score	RPI	S	Opponent	Score	Team's RPI: 349
82	A	Western Ky.	32	96	118	A	Alabama	29	97	203	A	Texas Southern	51	60		
85	A	North Carolina	35	80	210	H	Alabama St.	37	52	225	A	Samford	37	61		
					229	H	Grambling	53	68	236	H	Southern U.	54	66		
					245	A	Murray St.	49	81	272	A	Evansville	54	63		
					280	A	Southeast Mo. St.	47	75	286	A	Mississippi Val.	58	60		
					286	H	Mississippi Val.	52	58	288	A	Prairie View	47	71		
					293	A	Ark.-Pine Bluff	57	61	293	H	Ark.-Pine Bluff	55	65		
					307	H	Alcorn	57	73	348	H	Jackson St.	54	64		
					236	H	Southern U.	54	66	272	A	Evansville	54	63		
LAST 12 Division I GAMES:																
293	H	Ark.-Pine Bluff	55	65	210	H	Alabama St.	37	52							
286	H	Mississippi Val.	52	58	293	A	Ark.-Pine Bluff	57	61							
203	A	Texas Southern	51	60	286	A	Mississippi Val.	58	60							
288	A	Prairie View	47	71	229	H	Grambling	53	68							
307	H	Alcorn	57	73	348	H	Jackson St.	54	64							
236	H	Southern U.	54	66	272	A	Evansville	54	63							

Non-Div I Games: Oakwood 68 65 Concordia (AL) 61 58

Alabama A&amp;M

■ Loss, 
 ■ Non-Conf, S Site, 
 ■ Home 
 ■ Away 
 N Neutral

Average RPI Win:	299	WON-LOST	WINNING	LAST 10	STRENGTH OF	OPP. STRENGTH	TEAM	ADJ.	CONF.	ADJ CONF.
Average RPI Loss:	135	RECORD	PCT. RANK	GAMES	SCHEDULE	OF SCHEDULE	RPI	RPI	RPI	RPI
DIV. I ONLY	8- 12	227	8- 2	223	255	210	210	30	30	
DIV. I NON-CONF.	0- 9	335	0- 1	28	9	254	254	29	29	
TOTALS	RPI 1-25	RPI 26-50	W-L RECORDS	RPI 51-100	RPI 101-150	RPI 150+				
8- 12	0- 1	0- 3	OVERALL	0- 1	0- 2	8- 5				
4- 2	0- 0	0- 0	HOME	0- 0	0- 0	4- 2				
4- 10	0- 0	0- 0	AWAY	0- 0	0- 2	4- 1				
0- 0	0- 0	0- 0	NEUTRAL	0- 0	0- 0	0- 0				
0- 9	0- 1	0- 3	NON-CONFERENCE	0- 1	0- 2	0- 2				
0- 0	0- 0	0- 0	HOME	0- 0	0- 0	0- 0				
0- 9	0- 1	0- 3	AWAY	0- 1	0- 2	0- 2				
0- 0	0- 0	0- 0	NEUTRAL	0- 0	0- 0	0- 0				
8- 3	0- 0	0- 0	CONFERENCE	0- 0	0- 0	8- 3				
4- 2	0- 0	0- 0	HOME	0- 0	0- 0	4- 2				
4- 1	0- 0	0- 0	AWAY	0- 0	0- 0	4- 1				
0- 0	0- 0	0- 0	NEUTRAL	0- 0	0- 0	0- 0				

RPI 1-25				RPI 26-50				RPI 51-100				RPI 101+ Team's RPI: 210			
RPI	S	Opponent	Score	RPI	S	Opponent	Score	RPI	S	Opponent	Score	RPI	S	Opponent	Score
4	A	Mississippi St.	47 90	26	A	LSU	40 93	85	A	North Carolina	54 84	104	A	Troy	66 95
				31	A	Ohio St.	61 118					121	A	Southern Miss.	43 70
				41	A	Georgia Tech	48 70					203	A	Texas Southern	48 52
												225	A	Samford	49 63
												229	H	Grambling	45 60
												236	H	Southern U.	75 70
												260	A	Savannah St.	39 54
												286	A	Mississippi Val.	79 73
												286	H	Mississippi Val.	71 57
												288	A	Prairie View	75 61
												293	A	Ark.-Pine Bluff	74 62
												293	H	Ark.-Pine Bluff	51 52
												307	H	Alcorn	72 54
												348	H	Jackson St.	73 64
												349	A	Alabama A&M	52 37
LAST 12 Division I GAMES:															
286	H	Mississippi Val.	71 57	349	A	Alabama A&M	52 37	286	A	Mississippi Val.	79 73				
293	H	Ark.-Pine Bluff	51 52	293	A	Ark.-Pine Bluff	74 62	348	H	Jackson St.	73 64				
288	A	Prairie View	75 61	229	H	Grambling	45 60	26	A	LSU	40 93				
203	A	Texas Southern	48 52												
236	H	Southern U.	75 70												
307	H	Alcorn	72 54												

Non-Div I Games: Mobile 84 45

Alabama St.

■ Loss, 
 ■ Non-Conf, 
 ■ S Site, 
 ■ Home 
 ■ A Away 
 N Neutral

Average RPI Win:	237	WON-LOST	WINNING	LAST 10	STRENGTH OF	OPP. STRENGTH	TEAM	ADJ.	CONF.	ADJ CONF.
Average RPI Loss:	126	RECORD	PCT. RANK	GAMES	SCHEDULE	OF SCHEDULE	RPI	RPI	RPI	RPI
DIV. I ONLY	13- 10	135	7- 3	199	207	146	146	22	22	
DIV. I NON-CONF.	5- 7	205	0- 1	170	135	182	182	22	22	
TOTALS	RPI 1-25	RPI 26-50	W-L RECORDS	RPI 51-100	RPI 101-150	RPI 150+				
13- 10	0- 2	0- 0	OVERALL	1- 2	0- 2	12- 4				
9- 1	0- 0	0- 0	HOME	1- 0	0- 0	8- 1				
4- 8	0- 1	0- 0	AWAY	0- 2	0- 2	4- 3				
0- 1	0- 1	0- 0	NEUTRAL	0- 0	0- 0	0- 0				
5- 7	0- 2	0- 0	NON-CONFERENCE	0- 1	0- 1	5- 3				
4- 0	0- 0	0- 0	HOME	0- 0	0- 0	4- 0				
1- 6	0- 1	0- 0	AWAY	0- 1	0- 1	1- 3				
0- 1	0- 1	0- 0	NEUTRAL	0- 0	0- 0	0- 0				
8- 3	0- 0	0- 0	CONFERENCE	1- 1	0- 1	7- 1				
5- 1	0- 0	0- 0	HOME	1- 0	0- 0	4- 1				
3- 2	0- 0	0- 0	AWAY	0- 1	0- 1	3- 0				
0- 0	0- 0	0- 0	NEUTRAL	0- 0	0- 0	0- 0				

RPI 1-25				RPI 26-50				RPI 51-100				RPI 101+ Team's RPI: 146			
RPI	S	Opponent	Score	RPI	S	Opponent	Score	RPI	S	Opponent	Score	RPI	S	Opponent	Score
17	A	Kentucky	46 70					63	A	St. John's (NY)	36 54	120	A	Fordham	82 89
20	N	Miami (FL)	53 77					96	A	New Hampshire	58 71	123	A	Maine	71 84
								96	H	New Hampshire	64 55	151	A	Yale	53 64
												167	H	Hartford	82 71
												168	H	Army West Point	65 59
												178	H	Fairfield	59 45
												200	H	Siena	88 86
												206	A	Binghamton	67 61
												213	A	Dartmouth	61 69
												224	A	St. Bonaventure	59 67
												230	H	UMBC	56 64
												250	A	Stony Brook	75 57
												250	H	Stony Brook	64 54
												267	H	Boston U.	69 54
												274	H	Vermont	64 53
												340	A	UMass Lowell	79 60
												340	H	UMass Lowell	93 69
												343	A	Wagner	75 50
LAST 12 Division I GAMES:															
				96	H	New Hampshire	64 55	206	A	Binghamton	67 61				
				250	A	Stony Brook	75 57	230	H	UMBC	56 64				
				340	A	UMass Lowell	79 60	96	A	New Hampshire	58 71				
				167	H	Hartford	82 71	250	H	Stony Brook	64 54				
				274	H	Vermont	64 53	340	H	UMass Lowell	93 69				
				123	A	Maine	71 84	213	A	Dartmouth	61 69				

Non-Div I Games: Post 85 61

Albany (NY)

■ Loss, 
 ■ Non-Conf, 
 ■ S Site, 
 ■ H Home 
 ■ A Away 
 N Neutral



Average RPI Win:	307	WON-LOST	WINNING	LAST 10	STRENGTH OF	OPP. STRENGTH	TEAM	ADJ.	CONF.	ADJ CONF.
Average RPI Loss:	171	RECORD	PCT. RANK	GAMES	SCHEDULE	OF SCHEDULE	RPI	RPI	RPI	RPI
DIV. I ONLY	7- 15	275	1- 2	285	323	307	307	30	30	
DIV. I NON-CONF.	0- 11	335	0- 1	135	199	323	323	29	29	
TOTALS	RPI 1-25	RPI 26-50	W-L RECORDS	RPI 51-100	RPI 101-150	RPI 150+				
7- 15	0- 0	0- 0	OVERALL	0- 1	0- 6	7- 8				
5- 4	0- 0	0- 0	HOME	0- 0	0- 1	5- 3				
2- 10	0- 0	0- 0	AWAY	0- 0	0- 2	2- 2				
0- 1	0- 0	0- 0	NEUTRAL	0- 0	0- 0	0- 1				
0- 11	0- 0	0- 0	NON-CONFERENCE	0- 1	0- 6	0- 4				
0- 2	0- 0	0- 0	HOME	0- 0	0- 1	0- 1				
0- 8	0- 0	0- 0	AWAY	0- 1	0- 5	0- 2				
0- 1	0- 0	0- 0	NEUTRAL	0- 0	0- 0	0- 1				
7- 4	0- 0	0- 0	CONFERENCE	0- 0	0- 0	7- 4				
5- 2	0- 0	0- 0	HOME	0- 0	0- 0	5- 2				
2- 2	0- 0	0- 0	AWAY	0- 0	0- 0	2- 2				
0- 0	0- 0	0- 0	NEUTRAL	0- 0	0- 0	0- 0				

RPI 1-25			RPI 26-50			RPI 51-100			RPI 101+			Team's RPI: 307
RPI	S	Opponent	Score	RPI	S	Opponent	Score	RPI	S	Opponent	Score	
						76 A Texas Tech	37 90	106 A Central Ark.		45 59		
								106 H Central Ark.		57 71		
								118 A Alabama		43 93		
								121 A Southern Miss.		56 99		
								122 A TCU		39 95		
								125 A Arizona		59 74		
								170 A Houston		70 85		
								203 H Texas Southern		53 57		
								210 A Alabama St.		54 72		
								223 A Grand Canyon		44 77		
								229 A Grambling		63 86		
								229 H Grambling		63 67		
								236 H Southern U.		69 63		
								253 H Jacksonville St.		66 70		
								280 N Southeast Mo. St.		50 68		
								286 H Mississippi Val.		69 49		
								288 H Prairie View		62 55		
								293 H Ark.-Pine Bluff		70 48		
								348 A Jackson St.		70 53		
								348 H Jackson St.		74 51		
								349 A Alabama A&M		73 57		
LAST 12 Division I GAMES:												
280 N		Southeast Mo. St.	50 68	293 H		Ark.-Pine Bluff	70 48					
229 H		Grambling	63 67	286 H		Mississippi Val.	69 49					
348 H		Jackson St.	74 51	229 A		Grambling	63 86					
236 H		Southern U.	69 63	348 A		Jackson St.	70 53					
349 A		Alabama A&M	73 57	288 H		Prairie View	62 55					
210 A		Alabama St.	54 72	203 H		Texas Southern	53 57					

Non-Div I Games:

Alcorn

■ Loss, 
■ Non-Conf, 
■ S Site, 
■ H Home 
■ A Away 
N Neutral

Average RPI Win: <b>233</b>	WON-LOST	WINNING	LAST 10	STRENGTH OF	OPP. STRENGTH	TEAM	ADJ.	CONF.	ADJ CONF.
Average RPI Loss: <b>160</b>	RECORD	PCT. RANK	GAMES	SCHEDULE	OF SCHEDULE	RPI	RPI	RPI	RPI
DIV. I ONLY	<b>11- 12</b>	<b>183</b>	<b>6- 4</b>	<b>197</b>	<b>234</b>	<b>189</b>	<b>189</b>	<b>23</b>	<b>23</b>
DIV. I NON-CONF.	<b>3- 8</b>	<b>262</b>	<b>0- 0</b>	<b>110</b>	<b>201</b>	<b>224</b>	<b>224</b>	<b>25</b>	<b>25</b>
TOTALS	RPI 1-25	RPI 26-50	W-L RECORDS	RPI 51-100	RPI 101-150	RPI 150+			
11- 12	0- 1	0- 0	OVERALL	2- 2	0- 3	9- 6			
6- 3	0- 0	0- 0	HOME	2- 0	0- 2	4- 1			
5- 7	0- 1	0- 0	AWAY	0- 2	0- 0	5- 4			
0- 2	0- 0	0- 0	NEUTRAL	0- 0	0- 1	0- 1			
3- 8	0- 1	0- 0	NON-CONFERENCE	1- 1	0- 3	2- 3			
2- 2	0- 0	0- 0	HOME	1- 0	0- 2	1- 0			
1- 4	0- 1	0- 0	AWAY	0- 1	0- 0	1- 2			
0- 2	0- 0	0- 0	NEUTRAL	0- 0	0- 1	0- 1			
8- 4	0- 0	0- 0	CONFERENCE	1- 1	0- 0	7- 3			
4- 1	0- 0	0- 0	HOME	1- 0	0- 0	3- 1			
4- 3	0- 0	0- 0	AWAY	0- 1	0- 0	4- 2			
0- 0	0- 0	0- 0	NEUTRAL	0- 0	0- 0	0- 0			

RPI 1-25				RPI 26-50				RPI 51-100				RPI 101+ Team's RPI: 189			
RPI	S	Opponent	Score	RPI	S	Opponent	Score	RPI	S	Opponent	Score	RPI	S	Opponent	Score
24	A	Michigan	33 <b>82</b>					55	H	George Washington	66 61	116	H	Delaware	55 <b>56</b>
								65	A	Bucknell	67 <b>73</b>	129	N	VCU	62 <b>68</b>
								65	H	Bucknell	59 47	133	H	William & Mary	34 <b>48</b>
								81	A	Penn St.	65 <b>70</b>	162	A	La Salle	59 <b>63</b>
												168	A	Army West Point	51 <b>53</b>
												180	A	Hofstra	67 <b>72</b>
												230	H	UMBC	70 53
												231	A	Colgate	73 62
												231	H	Colgate	68 57
												242	A	Loyola Maryland	60 45
												267	A	Boston U.	62 <b>71</b>
												267	H	Boston U.	73 62
												283	N	Georgia St.	58 <b>59</b>
												304	A	Lehigh	70 58
												304	H	Lehigh	68 51
												313	H	Holy Cross	60 <b>61</b>
												314	A	Youngstown St.	77 64
												316	A	Lafayette	76 52
LAST 12 Division I GAMES:															
267	A	Boston U.	62 <b>71</b>	168	A	Army West Point	51 <b>53</b>								
304	A	Lehigh	70 58	267	H	Boston U.	73 62								
65	H	Bucknell	59 47	304	H	Lehigh	68 51								
231	A	Colgate	73 62	65	A	Bucknell	67 <b>73</b>								
313	H	Holy Cross	60 <b>61</b>	231	H	Colgate	68 57								
316	A	Lafayette	76 52	242	A	Loyola Maryland	60 45								

Non-Div I Games:

American

■ Loss, 
 ■ Non-Conf, 
 S Site, 
 ■ Home 
 ■ Away 
 N Neutral

Average RPI Win:	261	WON-LOST	WINNING	LAST 10	STRENGTH OF	OPP. STRENGTH	TEAM	ADJ.	CONF.	ADJ CONF.
Average RPI Loss:	119	RECORD	PCT. RANK	GAMES	SCHEDULE	OF SCHEDULE	RPI	RPI	RPI	RPI
DIV. I ONLY	9- 13	221	4- 6	136	215	185	185	21	21	
DIV. I NON-CONF.	5- 6	186	1- 0	141	191	158	158	19	19	
TOTALS	RPI 1-25	RPI 26-50	W-L RECORDS	RPI 51-100	RPI 101-150	RPI 150+				
9- 13	0- 2	0- 3	OVERALL	0- 2	0- 1	9- 5				
3- 5	0- 0	0- 1	HOME	0- 1	0- 1	3- 2				
5- 8	0- 2	0- 2	AWAY	0- 1	0- 0	5- 3				
1- 0	0- 0	0- 0	NEUTRAL	0- 0	0- 0	1- 0				
5- 6	0- 2	0- 1	NON-CONFERENCE	0- 0	0- 1	5- 2				
2- 2	0- 0	0- 0	HOME	0- 0	0- 1	2- 1				
2- 4	0- 2	0- 1	AWAY	0- 0	0- 0	2- 1				
1- 0	0- 0	0- 0	NEUTRAL	0- 0	0- 0	1- 0				
4- 7	0- 0	0- 2	CONFERENCE	0- 2	0- 0	4- 3				
1- 3	0- 0	0- 1	HOME	0- 1	0- 0	1- 1				
3- 4	0- 0	0- 1	AWAY	0- 1	0- 0	3- 2				
0- 0	0- 0	0- 0	NEUTRAL	0- 0	0- 0	0- 0				

RPI 1-25				RPI 26-50				RPI 51-100				RPI 101+ Team's RPI: 185			
RPI	S	Opponent	Score	RPI	S	Opponent	Score	RPI	S	Opponent	Score	RPI	S	Opponent	Score
14	A	Tennessee	66 92	41	A	Georgia Tech	52 81	77	A	UT Arlington	63 74	139	H	Radford	54 57
15	A	DePaul	58 99	48	A	Little Rock	55 67	77	H	UT Arlington	62 73	177	H	Col. of Charleston	62 65
				48	H	Little Rock	69 77					183	A	Texas St.	66 64
												183	H	Texas St.	37 53
												186	A	ETSU	71 68
												233	A	Richmond	46 55
												237	H	UNC Asheville	81 51
												239	A	Coastal Caro.	55 60
												240	A	Liberty	66 57
												258	A	Ga. Southern	50 53
												277	H	N.C. A&T	71 58
												283	A	Georgia St.	67 63
												292	N	Gardner-Webb	72 67
												324	A	Arkansas St.	81 72
												324	H	Arkansas St.	76 50
LAST 12 Division I GAMES:															
324	A	Arkansas St.	81 72	239	A	Coastal Caro.	55 60								
48	A	Little Rock	55 67	48	H	Little Rock	69 77								
77	H	UT Arlington	62 73	324	H	Arkansas St.	76 50								
183	H	Texas St.	37 53	183	A	Texas St.	66 64								
258	A	Ga. Southern	50 53	77	A	UT Arlington	63 74								
283	A	Georgia St.	67 63	237	H	UNC Asheville	81 51								

Non-Div I Games:

Appalachian St.

■ Loss, 
 ■ Non-Conf, S Site, 
 ■ Home 
 ■ Away 
 N Neutral

Average RPI Win:	208	WON-LOST	WINNING	LAST 10	STRENGTH OF	OPP. STRENGTH	TEAM	ADJ.	CONF.	ADJ CONF.
Average RPI Loss:	57	RECORD	PCT. RANK	GAMES	SCHEDULE	OF SCHEDULE	RPI	RPI	RPI	RPI
DIV. I ONLY	11- 12	183	2- 8	67	62	125	125	1	1	
DIV. I NON-CONF.	9- 2	37	0- 0	313	291	135	135	1	1	
TOTALS	RPI 1-25	RPI 26-50	W-L RECORDS	RPI 51-100	RPI 101-150	RPI 150+				
11- 12	0- 5	0- 3	OVERALL	2- 2	0- 1	9- 1				
7- 6	0- 3	0- 2	HOME	1- 0	0- 0	6- 1				
4- 6	0- 2	0- 1	AWAY	1- 2	0- 1	3- 0				
0- 0	0- 0	0- 0	NEUTRAL	0- 0	0- 0	0- 0				
9- 2	0- 0	0- 0	NON-CONFERENCE	0- 0	0- 1	9- 1				
6- 1	0- 0	0- 0	HOME	0- 0	0- 0	6- 1				
3- 1	0- 0	0- 0	AWAY	0- 0	0- 1	3- 0				
0- 0	0- 0	0- 0	NEUTRAL	0- 0	0- 0	0- 0				
2- 10	0- 5	0- 3	CONFERENCE	2- 2	0- 0	0- 0				
1- 5	0- 3	0- 2	HOME	1- 0	0- 0	0- 0				
1- 5	0- 2	0- 1	AWAY	1- 2	0- 0	0- 0				
0- 0	0- 0	0- 0	NEUTRAL	0- 0	0- 0	0- 0				

RPI	S	Opponent	Score	RPI	S	Opponent	Score	RPI	S	Opponent	Score	RPI	S	Opponent	Score	Team's RPI: 125
6	H	Oregon St.	57 65	37	H	Oregon	65 79	53	H	Washington St.	56 55	149	A	Kansas	51 75	
8	H	Washington	73 90	40	A	California	60 71	67	A	Utah	81 70	163	A	George Mason	81 70	
11	A	UCLA	49 69	40	H	California	64 74	74	A	Southern California	54 58	187	H	Utah St.	61 57	
12	A	Stanford	46 73					91	A	Colorado	56 65	197	A	New Mexico St.	74 63	
12	H	Stanford	55 77									201	H	North Texas	58 62	
												217	H	San Diego	76 59	
												229	H	Grambling	73 46	
												257	H	Portland St.	75 52	
												276	A	Southern Utah	77 65	
												307	H	Alcorn	74 59	
												330	H	Fla. Atlantic	77 67	
LAST 12 Division I GAMES:																
6	H	Oregon St.	57 65	53	H	Washington St.	56 55									
37	H	Oregon	65 79	8	H	Washington	73 90									
11	A	UCLA	49 69	67	A	Utah	81 70									
74	A	Southern California	54 58	91	A	Colorado	56 65									
40	A	California	60 71	12	H	Stanford	55 77									
12	A	Stanford	46 73	40	H	California	64 74									

Non-Div I Games:

Arizona

Loss, Non-Conf, S Site, H Home A Away N Neutral

Average RPI Win:	121	WON-LOST	WINNING	LAST 10	STRENGTH OF	OPP. STRENGTH	TEAM	ADJ.	CONF.	ADJ CONF.
Average RPI Loss:	23	RECORD	PCT. RANK	GAMES	SCHEDULE	OF SCHEDULE	RPI	RPI	RPI	RPI
DIV. I ONLY	15- 8	91	5- 5	12	10	25	25	1	1	
DIV. I NON-CONF.	9- 2	37	0- 0	100	58	36	36	1	1	
TOTALS	RPI 1-25	RPI 26-50	W-L RECORDS	RPI 51-100	RPI 101-150	RPI 150+				
15- 8	1- 6	3- 1	OVERALL	6- 1	1- 0	4- 0				
9- 3	0- 3	2- 0	HOME	2- 0	1- 0	4- 0				
5- 4	1- 2	1- 1	AWAY	3- 1	0- 0	0- 0				
1- 1	0- 1	0- 0	NEUTRAL	1- 0	0- 0	0- 0				
9- 2	1- 1	0- 1	NON-CONFERENCE	3- 0	1- 0	4- 0				
6- 0	0- 0	0- 0	HOME	1- 0	1- 0	4- 0				
2- 1	1- 0	0- 1	AWAY	1- 0	0- 0	0- 0				
1- 1	0- 1	0- 0	NEUTRAL	1- 0	0- 0	0- 0				
6- 6	0- 5	3- 0	CONFERENCE	3- 1	0- 0	0- 0				
3- 3	0- 3	2- 0	HOME	1- 0	0- 0	0- 0				
3- 3	0- 2	1- 0	AWAY	2- 1	0- 0	0- 0				
0- 0	0- 0	0- 0	NEUTRAL	0- 0	0- 0	0- 0				

RPI	S	Opponent	Score	RPI	S	Opponent	Score	RPI	S	Opponent	Score	RPI	S	Opponent	Score
6	H	Oregon St.	45 54	37	H	Oregon	68 63	53	H	Washington St.	68 49	134	H	Oral Roberts	79 52
8	H	Washington	54 65	40	A	California	54 45	63	N	St. John's (NY)	54 41	202	H	San Jose St.	82 37
11	A	UCLA	60 69	40	H	California	72 62	67	A	Utah	66 44	267	H	Boston U.	71 42
12	A	Stanford	56 66	43	A	Marquette	63 75	74	A	Southern California	50 65	313	H	Holy Cross	63 33
12	H	Stanford	57 64					75	H	Florida	69 63	321	H	Illinois St.	76 40
17	A	Kentucky	73 71					89	A	Middle Tenn.	69 48				
18	N	Maryland	42 83					91	A	Colorado	71 52				
LAST 12 Division I GAMES:															
37	H	Oregon	68 63	8	H	Washington	54 65								
6	H	Oregon St.	45 54	53	H	Washington St.	68 49								
74	A	Southern California	50 65	91	A	Colorado	71 52								
11	A	UCLA	60 69	67	A	Utah	66 44								
12	A	Stanford	56 66	40	H	California	72 62								
40	A	California	54 45	12	H	Stanford	57 64								

Non-Div I Games:

Arizona St.

Average RPI Win:	299	WON-LOST	WINNING	LAST 10	STRENGTH OF	OPP. STRENGTH	TEAM	ADJ.	CONF.	ADJ CONF.
Average RPI Loss:	187	RECORD	PCT. RANK	GAMES	SCHEDULE	OF SCHEDULE	RPI	RPI	RPI	RPI
DIV. I ONLY	7- 13	250	6- 4	305	325	293	293	30	30	
DIV. I NON-CONF.	1- 8	314	0- 1	102	233	280	280	29	29	
TOTALS	RPI 1-25	RPI 26-50	W-L RECORDS	RPI 51-100	RPI 101-150	RPI 150+				
7- 13	0- 1	0- 1	OVERALL	0- 0	0- 1	7- 10				
3- 3	0- 0	0- 0	HOME	0- 0	0- 0	3- 3				
3- 9	0- 1	0- 1	AWAY	0- 0	0- 1	3- 6				
1- 1	0- 0	0- 0	NEUTRAL	0- 0	0- 0	1- 1				
1- 8	0- 1	0- 1	NON-CONFERENCE	0- 0	0- 1	1- 5				
0- 1	0- 0	0- 0	HOME	0- 0	0- 0	0- 1				
0- 6	0- 1	0- 1	AWAY	0- 0	0- 1	0- 3				
1- 1	0- 0	0- 0	NEUTRAL	0- 0	0- 0	1- 1				
6- 5	0- 0	0- 0	CONFERENCE	0- 0	0- 0	6- 5				
3- 2	0- 0	0- 0	HOME	0- 0	0- 0	3- 2				
3- 3	0- 0	0- 0	AWAY	0- 0	0- 0	3- 3				
0- 0	0- 0	0- 0	NEUTRAL	0- 0	0- 0	3- 0				

RPI 1-25				RPI 26-50				RPI 51-100				RPI 101+ Team's RPI: 293			
RPI	S	Opponent	Score	RPI	S	Opponent	Score	RPI	S	Opponent	Score	RPI	S	Opponent	Score
6	A	Oregon St.	40 73	38	A	South Dakota St.	45 103					137	A	Ball St.	60 88
												152	A	Cincinnati	42 72
												171	A	Xavier	41 62
												192	A	Illinois	58 70
												203	H	Texas Southern	49 45
												210	A	Alabama St.	52 51
												210	H	Alabama St.	62 74
												220	N	Campbell	31 51
												229	A	Grambling	54 56
												236	A	Southern U.	50 67
												241	H	Austin Peay	55 69
												286	H	Mississippi Val.	63 73
												288	H	Prairie View	64 47
												307	A	Alcorn	48 70
												347	N	Morgan St.	53 44
												348	A	Jackson St.	78 71
												349	A	Alabama A&M	65 55
												349	H	Alabama A&M	61 57
LAST 12 Division I GAMES:															
349	A	Alabama A&M	65 55	307	A	Alcorn	48 70								
210	A	Alabama St.	52 51	236	A	Southern U.	50 67								
348	A	Jackson St.	78 71	349	H	Alabama A&M	61 57								
229	A	Grambling	54 56	210	H	Alabama St.	62 74								
288	H	Prairie View	64 47	286	H	Mississippi Val.	63 73								
203	H	Texas Southern	49 45	6	A	Oregon St.	40 73								

Non-Div I Games: Philander Smith 88 65 Tougaloo 71 60

Ark.-Pine Bluff

■ Loss, 
 ■ Non-Conf, 
 ■ S Site, 
 ■ Home 
 ■ A Away 
 N Neutral

## Arkansas

Through Games Of Feb. 8, 2017

Average RPI Win:	187	WON-LOST	WINNING	LAST 10	STRENGTH OF	OPP. STRENGTH	TEAM	ADJ.	CONF.	ADJ CONF.
Average RPI Loss:	59	RECORD	PCT. RANK	GAMES	SCHEDULE	OF SCHEDULE	RPI	RPI	RPI	RPI
DIV. I ONLY	13- 10	135	2- 8	87	68	124	124	2	2	
DIV. I NON-CONF.	11- 2	24	1- 1	283	203	103	103	2	2	
TOTALS	RPI 1-25	RPI 26-50	W-L RECORDS	RPI 51-100	RPI 101-150	RPI 150+				
13- 10	0- 3	0- 3	OVERALL	2- 2	5- 1	6- 1				
9- 6	0- 2	0- 2	HOME	2- 1	2- 1	5- 0				
2- 4	0- 1	0- 1	AWAY	0- 1	2- 0	0- 1				
2- 0	0- 0	0- 0	NEUTRAL	0- 0	1- 0	1- 0				
11- 2	0- 0	0- 0	NON-CONFERENCE	2- 0	3- 1	6- 1				
8- 1	0- 0	0- 0	HOME	2- 0	1- 1	5- 0				
1- 1	0- 0	0- 0	AWAY	0- 0	1- 0	0- 1				
2- 0	0- 0	0- 0	NEUTRAL	0- 0	1- 0	1- 0				
2- 8	0- 3	0- 3	CONFERENCE	0- 2	2- 0	0- 0				
1- 5	0- 2	0- 2	HOME	0- 1	1- 0	0- 0				
1- 3	0- 1	0- 1	AWAY	0- 1	1- 0	0- 0				
0- 0	0- 0	0- 0	NEUTRAL	0- 0	0- 0	0- 0				

RPI 1-25				RPI 26-50				RPI 51-100				RPI 101+ Team's RPI: 124			
RPI	S	Opponent	Score	RPI	S	Opponent	Score	RPI	S	Opponent	Score	RPI	S	Opponent	Score
3	H	South Carolina	49 79	26	A	LSU	46 53	60	H	South Dakota	70 67	108	H	Vanderbilt	59 56
4	H	Mississippi St.	51 59	26	H	LSU	52 53	76	H	Texas Tech	66 60	114	N	Navy	70 67
19	A	Texas A&M	65 90	30	H	Missouri	46 60	97	H	Georgia	66 69	117	H	Stetson	79 62
								98	A	Ole Miss	64 73	118	A	Alabama	68 50
												130	A	Tulsa	57 50
												134	H	Oral Roberts	60 70
												153	A	Missouri St.	62 64
												165	N	Memphis	91 61
												232	H	Butler	68 50
												299	H	Northwestern St.	65 36
												332	H	La.-Monroe	92 46
												337	H	Houston Baptist	101 40
												342	H	Sam Houston St.	71 39
LAST 12 Division I GAMES:															
3	H	South Carolina	49 79	19	A	Texas A&M	65 90								
97	H	Georgia	66 69	26	H	LSU	52 53								
26	A	LSU	46 53	4	H	Mississippi St.	51 59								
30	H	Missouri	46 60	98	A	Ole Miss	64 73								
108	H	Vanderbilt	59 56	337	H	Houston Baptist	101 40								
118	A	Alabama	68 50	134	H	Oral Roberts	60 70								

Non-Div I Games:

Arkansas

■ Loss, 
 ■ Non-Conf, 
 ■ S Site, 
 ■ H Home 
 ■ A Away 
 N Neutral

Average RPI Win:	246	WON-LOST	WINNING	LAST 10	STRENGTH OF	OPP. STRENGTH	TEAM	ADJ.	CONF.	ADJ CONF.
Average RPI Loss:	166	RECORD	PCT. RANK	GAMES	SCHEDULE	OF SCHEDULE	RPI	RPI	RPI	RPI
DIV. I ONLY	5- 18	309	2- 8	292	144	324	324	21	21	
DIV. I NON-CONF.	2- 10	305	0- 1	250	54	308	308	19	19	
TOTALS	RPI 1-25	RPI 26-50	W-L RECORDS	RPI 51-100	RPI 101-150	RPI 150+				
5- 18	0- 0	0- 3	OVERALL	0- 3	1- 1	4- 11				
4- 5	0- 0	0- 1	HOME	0- 1	1- 1	3- 2				
0- 11	0- 0	0- 1	AWAY	0- 2	0- 0	0- 8				
1- 2	0- 0	0- 1	NEUTRAL	0- 0	0- 0	1- 1				
2- 10	0- 0	0- 2	NON-CONFERENCE	0- 3	1- 0	1- 5				
1- 2	0- 0	0- 1	HOME	0- 1	1- 0	0- 0				
0- 6	0- 0	0- 0	AWAY	0- 2	0- 0	0- 4				
1- 2	0- 0	0- 1	NEUTRAL	0- 0	0- 0	1- 1				
3- 8	0- 0	0- 1	CONFERENCE	0- 0	0- 1	3- 6				
3- 3	0- 0	0- 0	HOME	0- 0	0- 1	3- 2				
0- 5	0- 0	0- 1	AWAY	0- 0	0- 0	0- 4				
0- 0	0- 0	0- 0	NEUTRAL	0- 0	0- 0	0- 0				

RPI S	Opponent	Score	RPI S	Opponent	Score	RPI S	Opponent	Score	RPI S	Opponent	Score	Team's RPI: 324
27	H South Fla.	59 78	68	A Oklahoma St.	34 76	104	H Troy	75 83				
40	N California	55 80	72	A Iowa St.	53 105	130	H Tulsa	83 80				
48	A Little Rock	59 73	75	H Florida	60 71	185	A Appalachian St.	50 76				
						185	H Appalachian St.	72 81				
						191	A Louisiana	60 72				
						191	H Louisiana	72 80				
						196	A Wichita St.	51 69				
						239	A Coastal Caro.	55 57				
						239	H Coastal Caro.	60 52				
						241	A Austin Peay	55 62				
						248	H South Ala.	56 53				
						262	A Tennessee St.	66 76				
						264	N Northern Ky.	78 83				
						266	A UT Martin	63 68				
						282	N Kennesaw St.	70 67				
						332	A La.-Monroe	51 59				
						332	H La.-Monroe	71 56				
LAST 12 Division I GAMES:												
185	H Appalachian St.	72 81	48	A Little Rock	59 73							
239	H Coastal Caro.	60 52	239	A Coastal Caro.	55 57							
332	A La.-Monroe	51 59	185	A Appalachian St.	50 76							
191	A Louisiana	60 72	191	H Louisiana	72 80							
104	H Troy	75 83	332	H La.-Monroe	71 56							
248	H South Ala.	56 53	40	N California	55 80							

Non-Div I Games:

Arkansas St.

■ Loss, 
 ■ Non-Conf, 
 ■ S Site, 
 ■ H Home 
 ■ A Away 
 N Neutral



Average RPI Win:	267	WON-LOST	WINNING	LAST 10	STRENGTH OF	OPP. STRENGTH	TEAM	ADJ.	CONF.	ADJ CONF.
Average RPI Loss:	114	RECORD	PCT. RANK	GAMES	SCHEDULE	OF SCHEDULE	RPI	RPI	RPI	RPI
DIV. I ONLY	16- 6	52	7- 3	333	232	168	168	23	23	
DIV. I NON-CONF.	8- 2	49	0- 0	342	253	154	154	25	25	
TOTALS	RPI 1-25	RPI 26-50	W-L RECORDS	RPI 51-100	RPI 101-150	RPI 150+				
16- 6	0- 0	0- 0	OVERALL	0- 3	1- 2	15- 1				
9- 2	0- 0	0- 0	HOME	0- 1	0- 1	9- 0				
7- 4	0- 0	0- 0	AWAY	0- 2	1- 1	6- 1				
0- 0	0- 0	0- 0	NEUTRAL	0- 0	0- 0	0- 0				
8- 2	0- 0	0- 0	NON-CONFERENCE	0- 1	1- 1	7- 0				
5- 0	0- 0	0- 0	HOME	0- 0	0- 0	5- 0				
3- 2	0- 0	0- 0	AWAY	0- 1	1- 1	2- 0				
0- 0	0- 0	0- 0	NEUTRAL	0- 0	0- 0	0- 0				
8- 4	0- 0	0- 0	CONFERENCE	0- 2	0- 1	8- 1				
4- 2	0- 0	0- 0	HOME	0- 1	0- 1	4- 0				
4- 2	0- 0	0- 0	AWAY	0- 1	0- 0	4- 1				
0- 0	0- 0	0- 0	NEUTRAL	0- 0	0- 0	0- 0				

RPI S	Opponent	Score	RPI S	Opponent	Score	RPI S	Opponent	Score	RPI S	Opponent	Score	Team's RPI: 168
						54	A Minnesota	52 70	114	H Navy	58 63	
						65	A Bucknell	62 68	116	A Delaware	61 47	
						65	H Bucknell	56 60	146	A Albany (NY)	59 65	
									151	H Yale	59 55	
									189	H American	53 51	
									213	A Dartmouth	68 60	
									231	A Colgate	76 69	
									231	H Colgate	57 47	
									242	A Loyola Maryland	62 71	
									242	H Loyola Maryland	67 48	
									304	A Lehigh	75 71	
									311	H Air Force	75 47	
									313	A Holy Cross	67 59	
									316	A Lafayette	63 55	
									316	H Lafayette	76 73	
									322	H St. Francis Brooklyn	69 46	
									333	A LIU Brooklyn	68 47	
									343	H Wagner	85 40	
									346	H Fairleigh Dickinson	86 58	
LAST 12 Division I GAMES:												
231	H Colgate	57 47	189	H American	53 51							
242	H Loyola Maryland	67 48	231	A Colgate	76 69							
316	A Lafayette	63 55	242	A Loyola Maryland	62 71							
65	A Bucknell	62 68	316	H Lafayette	76 73							
114	H Navy	58 63	65	H Bucknell	56 60							
313	A Holy Cross	67 59	304	A Lehigh	75 71							

Non-Div I Games: Mercy 90 48

Army West Point

■ Loss, 
 ■ Non-Conf, 
 ■ S Site, 
 ■ Home 
 ■ A Away 
 N Neutral



Average RPI Win:	265	WON-LOST	WINNING	LAST 10	STRENGTH OF	OPP. STRENGTH	TEAM	ADJ.	CONF.	ADJ CONF.
Average RPI Loss:	185	RECORD	PCT. RANK	GAMES	SCHEDULE	OF SCHEDULE	RPI	RPI	RPI	RPI
DIV. I ONLY	10- 12	201	6- 4	258	285	241	241	26	26	
DIV. I NON-CONF.	4- 7	224	0- 1	257	254	272	272	26	26	
TOTALS	RPI 1-25	RPI 26-50	W-L RECORDS	RPI 51-100	RPI 101-150	RPI 150+				
10- 12	0- 0	0- 0	OVERALL	0- 4	0- 1	10- 7				
7- 4	0- 0	0- 0	HOME	0- 2	0- 0	7- 2				
3- 7	0- 0	0- 0	AWAY	0- 2	0- 1	3- 4				
0- 1	0- 0	0- 0	NEUTRAL	0- 0	0- 0	0- 1				
4- 7	0- 0	0- 0	NON-CONFERENCE	0- 3	0- 1	4- 3				
3- 2	0- 0	0- 0	HOME	0- 1	0- 0	3- 1				
1- 4	0- 0	0- 0	AWAY	0- 2	0- 1	1- 1				
0- 1	0- 0	0- 0	NEUTRAL	0- 0	0- 0	0- 1				
6- 5	0- 0	0- 0	CONFERENCE	0- 1	0- 0	6- 4				
4- 2	0- 0	0- 0	HOME	0- 1	0- 0	4- 1				
2- 3	0- 0	0- 0	AWAY	0- 0	0- 0	2- 3				
0- 0	0- 0	0- 0	NEUTRAL	0- 0	0- 0	0- 0				

RPI S	Opponent	Score	RPI S	Opponent	Score	RPI S	Opponent	Score	RPI S	Opponent	Score	Team's RPI: 241
						79	H Belmont	71 80	136	A UCF	43 61	
						82	H Western Ky.	65 85	186	H ETSU	77 74	
						89	A Middle Tenn.	51 82	188	H Morehead St.	71 81	
						98	A Ole Miss	38 66	211	H SIUE	85 62	
									216	H Miami (OH)	58 73	
									224	N St. Bonaventure	57 58	
									245	H Murray St.	75 63	
									253	A Jacksonville St.	45 65	
									262	H Tennessee St.	79 63	
									263	A Tennessee Tech	87 84	
									266	A UT Martin	80 83	
									272	A Evansville	54 68	
									280	H Southeast Mo. St.	84 74	
									282	H Kennesaw St.	68 49	
									293	A Ark.-Pine Bluff	69 55	
									302	A Eastern Ill.	69 59	
									312	A Eastern Ky.	71 80	
									324	H Arkansas St.	62 55	
LAST 12 Division I GAMES:												
262	H	Tennessee St.	79	63	211	H	SIUE	85	62			
312	A	Eastern Ky.	71	80	253	A	Jacksonville St.	45	65			
280	H	Southeast Mo. St.	84	74	263	A	Tennessee Tech	87	84			
266	A	UT Martin	80	83	79	H	Belmont	71	80			
245	H	Murray St.	75	63	188	H	Morehead St.	71	81			
302	A	Eastern Ill.	69	59	98	A	Ole Miss	38	66			

Non-Div I Games: Trevecca Nazarene 69 51 Christian Bros. 76 57

Austin Peay

■ Loss, 
 ■ Non-Conf, 
 ■ S Site, 
 ■ H Home 
 ■ A Away 
 N Neutral

Average RPI Win:	199	WON-LOST	WINNING	LAST 10	STRENGTH OF	OPP. STRENGTH	TEAM	ADJ.	CONF.	ADJ CONF.
Average RPI Loss:	87	RECORD	PCT. RANK	GAMES	SCHEDULE	OF SCHEDULE	RPI	RPI	RPI	RPI
DIV. I ONLY	14- 9	114	7- 3	135	85	95	95	15	15	
DIV. I NON-CONF.	6- 5	148	0- 0	49	17	77	77	13	13	
TOTALS	RPI 1-25	RPI 26-50	W-L RECORDS	RPI 51-100	RPI 101-150	RPI 150+				
14- 9	0- 3	0- 0	OVERALL	1- 3	3- 1	10- 2				
6- 2	0- 2	0- 0	HOME	0- 0	1- 0	5- 0				
5- 6	0- 0	0- 0	AWAY	0- 3	0- 1	5- 2				
3- 1	0- 1	0- 0	NEUTRAL	1- 0	2- 0	0- 0				
6- 5	0- 3	0- 0	NON-CONFERENCE	1- 2	2- 0	3- 0				
1- 2	0- 2	0- 0	HOME	0- 0	0- 0	1- 0				
2- 2	0- 0	0- 0	AWAY	0- 2	0- 0	2- 0				
3- 1	0- 1	0- 0	NEUTRAL	1- 0	2- 0	0- 0				
8- 4	0- 0	0- 0	CONFERENCE	0- 1	1- 1	7- 2				
5- 0	0- 0	0- 0	HOME	0- 0	1- 0	4- 0				
3- 4	0- 0	0- 0	AWAY	0- 1	0- 1	3- 2				
0- 0	0- 0	0- 0	NEUTRAL	0- 0	0- 0	0- 0				

RPI 1-25				RPI 26-50				RPI 51-100 Team's RPI: 95				RPI 101+			
RPI	S	Opponent	Score	RPI	S	Opponent	Score	RPI	S	Opponent	Score	RPI	S	Opponent	Score
6	N	Oregon St.	56 65					67	A	Utah	60 77	111	N	Saint Joseph's	71 56
8	H	Washington	70 82					80	A	Gonzaga	52 87	128	H	St. Mary's (CA)	70 65
16	H	Oklahoma	61 68					86	N	UNLV	63 54	130	N	Tulsa	71 56
								97	A	Georgia	51 81	145	A	San Francisco	63 70
												158	A	Santa Clara	63 64
												158	H	Santa Clara	72 66
												187	A	Utah St.	60 40
												208	A	Pacific	68 55
												208	H	Pacific	68 50
												209	A	Loyola Marymount	74 77
												209	H	Loyola Marymount	76 59
												217	H	San Diego	81 63
												227	H	Weber St.	73 64
												278	A	Portland	77 38
												308	A	Pepperdine	73 47
												331	A	Utah Valley	68 50
LAST 12 Division I GAMES:															
278	A	Portland	77 38	217	H	San Diego	81 63								
80	A	Gonzaga	52 87	145	A	San Francisco	63 70								
209	A	Loyola Marymount	74 77	208	A	Pacific	68 55								
158	H	Santa Clara	72 66	128	H	St. Mary's (CA)	70 65								
208	H	Pacific	68 50	209	H	Loyola Marymount	76 59								
308	A	Pepperdine	73 47	158	A	Santa Clara	63 64								

Non-Div I Games:

BYU

■ Loss, 
 ■ Non-Conf, 
 ■ S Site, 
 ■ H Home 
 ■ A Away 
 N Neutral

Average RPI Win:	214	WON-LOST	WINNING	LAST 10	STRENGTH OF	OPP. STRENGTH	TEAM	ADJ.	CONF.	ADJ CONF.
Average RPI Loss:	114	RECORD	PCT. RANK	GAMES	SCHEDULE	OF SCHEDULE	RPI	RPI	RPI	RPI
DIV. I ONLY	16- 7	73	8- 2	270	106	137	137	10	10	
DIV. I NON-CONF.	6- 5	148	0- 0	324	77	238	238	11	11	
TOTALS	RPI 1-25	RPI 26-50	W-L RECORDS	RPI 51-100	RPI 101-150	RPI 150+				
16- 7	0- 0	0- 1	OVERALL	2- 4	1- 1	13- 1				
8- 3	0- 0	0- 0	HOME	0- 2	1- 0	7- 1				
7- 2	0- 0	0- 0	AWAY	2- 2	0- 0	5- 0				
1- 2	0- 0	0- 1	NEUTRAL	0- 0	0- 1	1- 0				
6- 5	0- 0	0- 1	NON-CONFERENCE	0- 2	0- 1	6- 1				
3- 2	0- 0	0- 0	HOME	0- 1	0- 0	3- 1				
2- 1	0- 0	0- 0	AWAY	0- 1	0- 0	2- 0				
1- 2	0- 0	0- 1	NEUTRAL	0- 0	0- 1	1- 0				
10- 2	0- 0	0- 0	CONFERENCE	2- 2	1- 0	7- 0				
5- 1	0- 0	0- 0	HOME	0- 1	1- 0	4- 0				
5- 1	0- 0	0- 0	AWAY	2- 1	0- 0	3- 0				
0- 0	0- 0	0- 0	NEUTRAL	0- 0	0- 0	0- 0				

RPI 1-25				RPI 26-50				RPI 51-100				RPI 101+ Team's RPI: 137			
RPI	S	Opponent	Score	RPI	S	Opponent	Score	RPI	S	Opponent	Score	RPI	S	Opponent	Score
				28	N	Auburn	40 54	62	A	Buffalo	89 75	110	H	Kent St.	71 47
								64	A	Central Mich.	92 101	135	N	East Carolina	69 82
								71	A	Toledo	51 45	161	A	Oakland	66 59
								82	A	Western Ky.	61 68	174	H	Western Mich.	61 56
								88	H	Northern Ill.	96 101	216	A	Miami (OH)	81 60
								99	H	Purdue	42 58	217	A	Akron	90 63
												217	H	Akron	80 70
												232	A	Butler	74 50
												261	A	Bowling Green	75 53
												261	H	Bowling Green	91 70
												271	H	Eastern Mich.	78 49
												272	H	Evansville	84 49
												277	N	N.C. A&T	76 57
												293	H	Ark.-Pine Bluff	88 60
												303	H	Lipscomb	74 78
												329	H	Chicago St.	88 53
LAST 12 Division I GAMES:															
				261	H	Bowling Green	91 70					271	H	Eastern Mich.	78 49
				216	A	Miami (OH)	81 60					217	H	Akron	80 70
				217	A	Akron	90 63					64	A	Central Mich.	92 101
				88	H	Northern Ill.	96 101					174	H	Western Mich.	61 56
				62	A	Buffalo	89 75					110	H	Kent St.	71 47
				261	A	Bowling Green	75 53					71	A	Toledo	51 45

Non-Div I Games: Urbana 93 49

Ball St.

Average RPI Win:	116	WON-LOST	WINNING	LAST 10	STRENGTH OF	OPP. STRENGTH	TEAM	ADJ.	CONF.	ADJ CONF.
Average RPI Loss:	4	RECORD	PCT. RANK	GAMES	SCHEDULE	OF SCHEDULE	RPI	RPI	RPI	RPI
DIV. I ONLY	23- 2	4	9- 1	39	7	9	9	4	4	
DIV. I NON-CONF.	11- 1	13	0- 0	84	42	8	8	3	3	
TOTALS	RPI 1-25	RPI 26-50	W-L RECORDS	RPI 51-100	RPI 101-150	RPI 150+				
23- 2	6- 2	1- 0	OVERALL	6- 0	5- 0	5- 0				
13- 1	3- 1	0- 0	HOME	2- 0	3- 0	5- 0				
7- 1	2- 1	0- 0	AWAY	4- 0	1- 0	0- 0				
3- 0	1- 0	1- 0	NEUTRAL	0- 0	1- 0	0- 0				
11- 1	3- 1	1- 0	NON-CONFERENCE	0- 0	2- 0	5- 0				
7- 0	1- 0	0- 0	HOME	0- 0	1- 0	5- 0				
1- 1	1- 1	0- 0	AWAY	0- 0	0- 0	0- 0				
3- 0	1- 0	1- 0	NEUTRAL	0- 0	1- 0	0- 0				
12- 1	3- 1	0- 0	CONFERENCE	6- 0	3- 0	0- 0				
6- 1	2- 1	0- 0	HOME	2- 0	2- 0	0- 0				
6- 0	1- 0	0- 0	AWAY	4- 0	1- 0	0- 0				
0- 0	0- 0	0- 0	NEUTRAL	0- 0	0- 0	0- 0				

RPI 1-25				Team's RPI: 9		RPI 26-50				RPI 51-100				RPI 101+								
RPI	S	Opponent	Score		RPI	S	Opponent	Score		RPI	S	Opponent	Score		RPI	S	Opponent	Score				
1	A	UConn	61	72	31	N	Ohio St.	85	68	59	A	West Virginia	91	56	110	N	Kent St.	84	42			
7	H	Texas	79	85						59	H	West Virginia	79	73	122	H	TCU	77	54			
11	H	UCLA	84	70						68	A	Oklahoma St.	86	50	126	H	Abilene Christian	79	34			
14	A	Tennessee	88	66						72	A	Iowa St.	83	52	149	A	Kansas	92	43			
15	N	DePaul	104	72						72	H	Iowa St.	68	42	149	H	Kansas	90	43			
16	H	Oklahoma	92	58						76	A	Texas Tech	79	61	183	H	Texas St.	90	24			
22	A	Kansas St.	91	49											286	H	Mississippi Val.	101	36			
22	H	Kansas St.	87	57											327	H	Winthrop	140	32			
																		336	H	Southeastern La.	109	38
																		337	H	Houston Baptist	118	43
LAST 12 Division I GAMES:																						
7	H	Texas	79	85	72	H	Iowa St.	68	42													
76	A	Texas Tech	79	61	149	A	Kansas	92	43													
72	A	Iowa St.	83	52	122	H	TCU	77	54													
16	H	Oklahoma	92	58	68	A	Oklahoma St.	86	50													
22	A	Kansas St.	91	49	59	A	West Virginia	91	56													
59	H	West Virginia	79	73	149	H	Kansas	90	43													

Non-Div I Games:

Baylor

■ Loss, 
 ■ Non-Conf, S Site, 
 ■ Home 
 ■ Away 
 N Neutral

Belmont

Through Games Of Feb. 8, 2017

Average RPI Win:	244	WON-LOST	WINNING	LAST 10	STRENGTH OF	OPP. STRENGTH	TEAM	ADJ.	CONF.	ADJ CONF.
Average RPI Loss:	72	RECORD	PCT. RANK	GAMES	SCHEDULE	OF SCHEDULE	RPI	RPI	RPI	RPI
DIV. I ONLY	19- 5	23	10- 0	221	228	79	79	26	26	
DIV. I NON-CONF.	7- 5	137	0- 0	160	93	98	98	26	26	
TOTALS	RPI 1-25	RPI 26-50	W-L RECORDS	RPI 51-100	RPI 101-150	RPI 150+				
19- 5	0- 1	0- 1	OVERALL	1- 1	0- 1	18- 1				
8- 1	0- 0	0- 1	HOME	1- 0	0- 0	7- 0				
11- 3	0- 1	0- 0	AWAY	0- 1	0- 1	11- 0				
0- 1	0- 0	0- 0	NEUTRAL	0- 0	0- 0	0- 1				
7- 5	0- 1	0- 1	NON-CONFERENCE	1- 1	0- 1	6- 1				
2- 1	0- 0	0- 1	HOME	1- 0	0- 0	1- 0				
5- 3	0- 1	0- 0	AWAY	0- 1	0- 1	5- 0				
0- 1	0- 0	0- 0	NEUTRAL	0- 0	0- 0	0- 1				
12- 0	0- 0	0- 0	CONFERENCE	0- 0	0- 0	12- 0				
6- 0	0- 0	0- 0	HOME	0- 0	0- 0	6- 0				
6- 0	0- 0	0- 0	AWAY	0- 0	0- 0	6- 0				
0- 0	0- 0	0- 0	NEUTRAL	0- 0	0- 0	0- 0				

RPI 1-25				RPI 26-50				RPI 51-100				Team's RPI: 79	RPI 101+			
RPI	S	Opponent	Score	RPI	S	Opponent	Score	RPI	S	Opponent	Score		RPI	S	Opponent	Score
13	A	Louisville	50 73	33	H	Green Bay	53 62	54	A	Minnesota	74 75		104	A	Troy	74 91
								78	H	IUPUI	78 72		155	N	Fresno St.	53 62
													188	A	Morehead St.	91 59
													204	A	UAB	72 58
													209	A	Loyola Marymount	79 72
													211	H	SIUE	94 67
													222	A	Presbyterian	83 58
													225	A	Samford	73 54
													241	A	Austin Peay	80 71
													245	A	Murray St.	87 69
													253	A	Jacksonville St.	54 53
													253	H	Jacksonville St.	61 52
													262	A	Tennessee St.	70 60
													263	H	Tennessee Tech	89 75
													266	H	UT Martin	71 66
													280	H	Southeast Mo. St.	89 77
													302	A	Eastern Ill.	77 58
													303	H	Lipscomb	100 62
													312	H	Eastern Ky.	74 58
													323	A	Fort Wayne	85 59
LAST 12 Division I GAMES:																
253	H	Jacksonville St.	61 52	188	A	Morehead St.	91 59									
245	A	Murray St.	87 69	312	H	Eastern Ky.	74 58									
211	H	SIUE	94 67	280	H	Southeast Mo. St.	89 77									
262	A	Tennessee St.	70 60	266	H	UT Martin	71 66									
263	H	Tennessee Tech	89 75	241	A	Austin Peay	80 71									
253	A	Jacksonville St.	54 53	302	A	Eastern Ill.	77 58									

Non-Div I Games: Trevecca Nazarene 87 56

Belmont

Loss, Non-Conf, S Site, H Home A Away N Neutral

Average RPI Win:	294	WON-LOST	WINNING	LAST 10	STRENGTH OF	OPP. STRENGTH	TEAM	ADJ.	CONF.	ADJ CONF.
Average RPI Loss:	201	RECORD	PCT. RANK	GAMES	SCHEDULE	OF SCHEDULE	RPI	RPI	RPI	RPI
DIV. I ONLY	10- 9	155	8- 2	339	330	247	247	32	32	
DIV. I NON-CONF.	2- 8	288	1- 2	282	269	315	315	31	31	
TOTALS	RPI 1-25	RPI 26-50	W-L RECORDS	RPI 51-100	RPI 101-150	RPI 150+				
10- 9	0- 0	0- 0	OVERALL	0- 1	0- 3	10- 5				
5- 1	0- 0	0- 0	HOME	0- 0	0- 0	5- 1				
4- 7	0- 0	0- 0	AWAY	0- 1	0- 3	4- 3				
1- 1	0- 0	0- 0	NEUTRAL	0- 0	0- 0	1- 1				
2- 8	0- 0	0- 0	NON-CONFERENCE	0- 1	0- 3	2- 4				
1- 0	0- 0	0- 0	HOME	0- 0	0- 0	1- 0				
0- 7	0- 0	0- 0	AWAY	0- 1	0- 3	0- 3				
1- 1	0- 0	0- 0	NEUTRAL	0- 0	0- 0	1- 1				
8- 1	0- 0	0- 0	CONFERENCE	0- 0	0- 0	8- 1				
4- 1	0- 0	0- 0	HOME	0- 0	0- 0	4- 1				
4- 0	0- 0	0- 0	AWAY	0- 0	0- 0	4- 0				
0- 0	0- 0	0- 0	NEUTRAL	0- 0	0- 0	0- 0				

RPI 1-25			RPI 26-50			RPI 51-100			RPI 101+ Team's RPI: 247		
RPI	S	Opponent	Score	RPI	S	Opponent	Score	RPI	S	Opponent	Score
						83 A Jacksonville	63 69	113 A Clemson		38 59	
								117 A Stetson		60 63	
								136 A UCF		43 70	
								211 N SIUE		83 78	
								236 A Southern U.		59 61	
								238 H UMES		56 59	
								256 H Howard		75 54	
								260 A Savannah St.		38 31	
								262 N Tennessee St.		60 69	
								269 A Norfolk St.		68 58	
								275 H North Florida		52 50	
								288 A Prairie View		64 66	
								294 H Coppin St.		71 52	
								336 A Southeastern La.		63 75	
								339 A South Carolina St.		64 34	
								341 A Florida A&M		64 41	
								345 H Delaware St.		72 58	
								347 H Morgan St.		50 48	
LAST 12 Division I GAMES:											
256	H	Howard	75 54	294	H	Coppin St.	71 52				
345	H	Delaware St.	72 58	347	H	Morgan St.	50 48				
269	A	Norfolk St.	68 58	260	A	Savannah St.	38 31				
238	H	UMES	56 59	113	A	Clemson	38 59				
341	A	Florida A&M	64 41	211	N	SIUE	83 78				
339	A	South Carolina St.	64 34	262	N	Tennessee St.	60 69				

Non-Div I Games: Edward Waters 55 45 Flagler 76 53

Bethune-Cookman

Loss, Non-Conf, S Site, H Home A Away N Neutral



Binghamton

Through Games Of Feb. 8, 2017

Average RPI Win:	261	WON-LOST	WINNING	LAST 10	STRENGTH OF	OPP. STRENGTH	TEAM	ADJ.	CONF.	ADJ CONF.
Average RPI Loss:	139	RECORD	PCT. RANK	GAMES	SCHEDULE	OF SCHEDULE	RPI	RPI	RPI	RPI
DIV. I ONLY	10- 12	201	6- 4	183	292	206	206	22	22	
DIV. I NON-CONF.	3- 8	262	0- 1	82	327	201	201	22	22	
TOTALS	RPI 1-25	RPI 26-50	W-L RECORDS	RPI 51-100	RPI 101-150	RPI 150+				
10- 12	0- 0	0- 1	OVERALL	0- 3	2- 2	8- 6				
4- 7	0- 0	0- 0	HOME	0- 3	1- 2	3- 2				
6- 5	0- 0	0- 1	AWAY	0- 0	1- 0	5- 4				
0- 0	0- 0	0- 0	NEUTRAL	0- 0	0- 0	0- 0				
3- 8	0- 0	0- 1	NON-CONFERENCE	0- 2	1- 1	2- 4				
0- 5	0- 0	0- 0	HOME	0- 2	0- 1	0- 2				
3- 3	0- 0	0- 1	AWAY	0- 0	1- 0	2- 2				
0- 0	0- 0	0- 0	NEUTRAL	0- 0	0- 0	0- 0				
7- 4	0- 0	0- 0	CONFERENCE	0- 1	1- 1	6- 2				
4- 2	0- 0	0- 0	HOME	0- 1	1- 1	3- 0				
3- 2	0- 0	0- 0	AWAY	0- 0	0- 0	3- 2				
0- 0	0- 0	0- 0	NEUTRAL	0- 0	0- 0	0- 0				

RPI S	Opponent	Score	RPI S	Opponent	Score	RPI S	Opponent	Score	RPI S	Opponent	Score	Team's RPI: 206
44	A Ohio	55 63	65	H Bucknell	57 67	119	A Penn	61 48	123	H Maine	58 52	
			91	H Cornell	51 54	144	H Columbia	65 75	146	H Albany (NY)	61 67	
			96	H New Hampshire	62 70	151	A Yale	48 57	159	H Brown	72 83	
						167	A Hartford	73 76	169	A Providence	58 71	
						207	H Sacred Heart	69 77	230	A UMBC	45 53	
						230	H UMBC	69 62	250	A Stony Brook	48 40	
						274	A Vermont	64 55	274	H Vermont	76 61	
						315	A NJIT	68 44	340	A UMass Lowell	58 48	
						340	H UMass Lowell	69 54	346	A Fairleigh Dickinson	80 69	
LAST 12 Division I GAMES:												
274	H Vermont	76 61	146	H Albany (NY)	61 67							
340	H UMass Lowell	69 54	96	H New Hampshire	62 70							
230	A UMBC	45 53	274	A Vermont	64 55							
123	H Maine	58 52	340	A UMass Lowell	58 48							
167	A Hartford	73 76	230	H UMBC	69 62							
250	A Stony Brook	48 40	91	H Cornell	51 54							

Non-Div I Games: Georgian Court 74 53 Misericordia 77 54

Binghamton

Loss, Non-Conf, S Site, H Home A Away N Neutral

Average RPI Win:	164	WON-LOST	WINNING	LAST 10	STRENGTH OF	OPP. STRENGTH	TEAM	ADJ.	CONF.	ADJ CONF.
Average RPI Loss:	150	RECORD	PCT. RANK	GAMES	SCHEDULE	OF SCHEDULE	RPI	RPI	RPI	RPI
DIV. I ONLY	13- 7	101	4- 6	96	145	84	84	13	13	
DIV. I NON-CONF.	8- 1	21	1- 0	126	112	24	24	15	15	
TOTALS	RPI 1-25	RPI 26-50	W-L RECORDS	RPI 51-100	RPI 101-150	RPI 150+				
13- 7	0- 1	0- 0	OVERALL	3- 2	3- 0	7- 4				
9- 2	0- 0	0- 0	HOME	0- 2	2- 0	7- 0				
3- 5	0- 1	0- 0	AWAY	2- 0	1- 0	0- 4				
1- 0	0- 0	0- 0	NEUTRAL	1- 0	0- 0	0- 0				
8- 1	0- 1	0- 0	NON-CONFERENCE	2- 0	2- 0	4- 0				
5- 0	0- 0	0- 0	HOME	0- 0	1- 0	4- 0				
2- 1	0- 1	0- 0	AWAY	1- 0	1- 0	0- 0				
1- 0	0- 0	0- 0	NEUTRAL	1- 0	0- 0	0- 0				
5- 6	0- 0	0- 0	CONFERENCE	1- 2	1- 0	3- 4				
4- 2	0- 0	0- 0	HOME	0- 2	1- 0	3- 0				
1- 4	0- 0	0- 0	AWAY	1- 0	0- 0	0- 4				
0- 0	0- 0	0- 0	NEUTRAL	0- 0	0- 0	0- 0				

RPI 1-25				RPI 26-50				RPI 51-100 Team's RPI: 84				RPI 101+			
RPI	S	Opponent	Score	RPI	S	Opponent	Score	RPI	S	Opponent	Score	RPI	S	Opponent	Score
8	A	Washington	66 92					53	A	Washington St.	77 73	105	H	Wyoming	64 54
								73	A	Colorado St.	51 45	128	A	St. Mary's (CA)	83 78
								73	H	Colorado St.	53 60	143	H	Eastern Wash.	67 64
								86	H	UNLV	55 58	154	A	New Mexico	68 75
								87	N	Charlotte	68 65	155	H	Fresno St.	67 66
												187	A	Utah St.	63 65
												187	H	Utah St.	76 56
												202	H	San Jose St.	86 64
												215	H	Seattle U	73 68
												249	H	Hawaii	61 49
												257	H	Portland St.	94 76
												259	A	San Diego St.	77 84
												278	H	Portland	74 60
												285	A	Nevada	62 69
LAST 12 Division I GAMES:															
187	A	Utah St.	63 65	155	H	Fresno St.	67 66								
73	H	Colorado St.	53 60	259	A	San Diego St.	77 84								
105	H	Wyoming	64 54	86	H	UNLV	55 58								
285	A	Nevada	62 69	73	A	Colorado St.	51 45								
202	H	San Jose St.	86 64	187	H	Utah St.	76 56								
154	A	New Mexico	68 75	249	H	Hawaii	61 49								

Non-Div I Games: Southern Ore. 89 45 Concordia Portland 71 40

Boise St.

■ Loss, 
 ■ Non-Conf, S Site, 
 ■ Home 
 ■ Away 
 N Neutral

Average RPI Win:	208	WON-LOST	WINNING	LAST 10	STRENGTH OF	OPP. STRENGTH	TEAM	ADJ.	CONF.	ADJ CONF.
Average RPI Loss:	75	RECORD	PCT. RANK	GAMES	SCHEDULE	OF SCHEDULE	RPI	RPI	RPI	RPI
DIV. I ONLY	8- 16	260	0- 10	49	69	175	175	3	3	
DIV. I NON-CONF.	7- 6	157	1- 0	189	226	183	183	4	4	
TOTALS	RPI 1-25	RPI 26-50	W-L RECORDS	RPI 51-100	RPI 101-150	RPI 150+				
8- 16	0- 4	0- 3	OVERALL	0- 3	2- 4	6- 2				
6- 7	0- 3	0- 2	HOME	0- 1	2- 1	4- 0				
1- 8	0- 1	0- 1	AWAY	0- 2	0- 2	1- 2				
1- 1	0- 0	0- 0	NEUTRAL	0- 0	0- 1	1- 0				
7- 6	0- 0	0- 0	NON-CONFERENCE	0- 1	1- 3	6- 2				
5- 2	0- 0	0- 0	HOME	0- 1	1- 1	4- 0				
1- 3	0- 0	0- 0	AWAY	0- 0	0- 1	1- 2				
1- 1	0- 0	0- 0	NEUTRAL	0- 0	0- 1	1- 0				
1- 10	0- 4	0- 3	CONFERENCE	0- 2	1- 1	0- 0				
1- 5	0- 3	0- 2	HOME	0- 0	1- 0	0- 0				
0- 5	0- 1	0- 1	AWAY	0- 2	0- 1	0- 0				
0- 0	0- 0	0- 0	NEUTRAL	0- 0	0- 0	0- 0				

RPI 1-25				RPI 26-50				RPI 51-100				RPI 101+ Team's RPI: 175			
RPI	S	Opponent	Score	RPI	S	Opponent	Score	RPI	S	Opponent	Score	RPI	S	Opponent	Score
2	H	Notre Dame	69 80	34	A	Syracuse	52 79	58	A	Wake Forest	55 71	101	N	SMU	64 72
5	H	Florida St.	53 85	34	H	Syracuse	45 72	69	A	Virginia	55 62	113	H	Clemson	60 48
10	H	Duke	44 67	41	H	Georgia Tech	67 71	81	H	Penn St.	56 60	120	A	Fordham	49 56
20	A	Miami (FL)	51 58									123	H	Maine	64 53
												128	H	St. Mary's (CA)	54 62
												141	A	Pittsburgh	43 56
												151	A	Yale	71 64
												167	A	Hartford	56 65
												169	H	Providence	57 53
												181	A	Seton Hall	66 71
												213	H	Dartmouth	65 53
												267	H	Boston U.	67 49
												305	H	Central Conn. St.	66 46
												322	N	St. Francis Brooklyn	73 58
LAST 12 Division I GAMES:															
34	H	Syracuse	45 72	69	A	Virginia	55 62								
5	H	Florida St.	53 85	41	H	Georgia Tech	67 71								
20	A	Miami (FL)	51 58	34	A	Syracuse	52 79								
58	A	Wake Forest	55 71	141	A	Pittsburgh	43 56								
10	H	Duke	44 67	113	H	Clemson	60 48								
2	H	Notre Dame	69 80	123	H	Maine	64 53								

Non-Div I Games:

Boston College

■ Loss, 
 ■ Non-Conf, 
 ■ S Site, 
 ■ H Home 
 ■ A Away 
 N Neutral

Average RPI Win: <b>291</b>	WON-LOST	WINNING	LAST 10	STRENGTH OF	OPP. STRENGTH	TEAM	ADJ.	CONF.	ADJ CONF.
Average RPI Loss: <b>137</b>	RECORD	PCT. RANK	GAMES	SCHEDULE	OF SCHEDULE	RPI	RPI	RPI	RPI
DIV. I ONLY	<b>9- 14</b>	<b>228</b>	<b>5- 5</b>	<b>274</b>	<b>206</b>	<b>267</b>	<b>267</b>	<b>23</b>	<b>23</b>
DIV. I NON-CONF.	<b>2- 9</b>	<b>293</b>	<b>0- 0</b>	<b>219</b>	<b>170</b>	<b>316</b>	<b>316</b>	<b>25</b>	<b>25</b>
TOTALS	RPI 1-25	RPI 26-50	W-L RECORDS	RPI 51-100	RPI 101-150	RPI 150+			
9- 14	0- 1	0- 1	OVERALL	0- 2	0- 4	9- 6			
6- 5	0- 0	0- 1	HOME	0- 2	0- 1	6- 1			
3- 8	0- 1	0- 0	AWAY	0- 0	0- 2	3- 5			
0- 1	0- 0	0- 0	NEUTRAL	0- 0	0- 1	0- 0			
2- 9	0- 1	0- 1	NON-CONFERENCE	0- 1	0- 2	2- 4			
2- 3	0- 0	0- 1	HOME	0- 1	0- 0	2- 1			
0- 5	0- 1	0- 0	AWAY	0- 0	0- 1	0- 3			
0- 1	0- 0	0- 0	NEUTRAL	0- 0	0- 1	0- 0			
7- 5	0- 0	0- 0	CONFERENCE	0- 1	0- 2	7- 2			
4- 2	0- 0	0- 0	HOME	0- 1	0- 1	4- 0			
3- 3	0- 0	0- 0	AWAY	0- 0	0- 1	3- 2			
0- 0	0- 0	0- 0	NEUTRAL	0- 0	0- 0	0- 0			

RPI 1-25				RPI 26-50				RPI 51-100				RPI 101+ Team's RPI: 267			
RPI	S	Opponent	Score	RPI	S	Opponent	Score	RPI	S	Opponent	Score	RPI	S	Opponent	Score
25	A	Arizona St.	42 <b>71</b>	35	H	Harvard	52 <b>65</b>	65	H	Bucknell	50 <b>66</b>	102	N	Long Beach St.	48 <b>61</b>
								96	H	New Hampshire	51 <b>59</b>	114	A	Navy	41 <b>55</b>
												114	H	Navy	59 <b>62</b>
												146	A	Albany (NY)	54 <b>69</b>
												175	A	Boston College	49 <b>67</b>
												184	A	Northeastern	59 <b>78</b>
												189	A	American	62 <b>73</b>
												189	H	American	71 62
												213	H	Dartmouth	49 <b>61</b>
												231	A	Colgate	87 <b>96</b>
												235	A	Marist	57 <b>76</b>
												242	H	Loyola Maryland	61 58
												298	H	Massachusetts	64 60
												304	A	Lehigh	69 64
												304	H	Lehigh	64 50
												313	A	Holy Cross	66 49
												316	A	Lafayette	75 58
												316	H	Lafayette	68 50
												340	H	UMass Lowell	66 56
LAST 12 Division I GAMES:															
189	H	American	71 62	242	H	Loyola Maryland	61 58								
316	A	Lafayette	75 58	189	A	American	62 <b>73</b>								
114	A	Navy	41 <b>55</b>	316	H	Lafayette	68 50								
304	H	Lehigh	64 50	114	H	Navy	59 <b>62</b>								
65	H	Bucknell	50 <b>66</b>	304	A	Lehigh	69 64								
231	A	Colgate	87 <b>96</b>	313	A	Holy Cross	66 49								

Non-Div I Games:

Boston U.

■ Loss, 
 ■ Non-Conf, S Site, 
 ■ Home 
 ■ Away 
 N Neutral

## Bowling Green

Through Games Of Feb. 8, 2017

Average RPI Win:	265	WON-LOST	WINNING	LAST 10	STRENGTH OF	OPP. STRENGTH	TEAM	ADJ.	CONF.	ADJ CONF.
Average RPI Loss:	123	RECORD	PCT. RANK	GAMES	SCHEDULE	OF SCHEDULE	RPI	RPI	RPI	RPI
DIV. I ONLY	4- 16	314	2- 8	109	149	261	261	10	10	
DIV. I NON-CONF.	2- 7	284	0- 0	224	96	292	292	11	11	
TOTALS	RPI 1-25	RPI 26-50	W-L RECORDS	RPI 51-100	RPI 101-150	RPI 150+				
4- 16	0- 1	0- 2	OVERALL	0- 5	0- 3	4- 5				
1- 8	0- 0	0- 1	HOME	0- 4	0- 1	1- 2				
1- 7	0- 1	0- 1	AWAY	0- 0	0- 2	1- 3				
2- 1	0- 0	0- 0	NEUTRAL	0- 1	0- 0	2- 0				
2- 7	0- 1	0- 1	NON-CONFERENCE	0- 2	0- 0	2- 3				
0- 3	0- 0	0- 0	HOME	0- 1	0- 0	0- 2				
0- 3	0- 1	0- 1	AWAY	0- 0	0- 0	0- 1				
2- 1	0- 0	0- 0	NEUTRAL	0- 1	0- 0	2- 0				
2- 9	0- 0	0- 1	CONFERENCE	0- 3	0- 3	2- 2				
1- 5	0- 0	0- 1	HOME	0- 3	0- 1	1- 0				
1- 4	0- 0	0- 0	AWAY	0- 0	0- 2	1- 2				
0- 0	0- 0	0- 0	NEUTRAL	0- 0	0- 0	0- 0				

RPI 1-25				RPI 26-50				RPI 51-100				RPI 101+ Team's RPI: 261			
RPI	S	Opponent	Score	RPI	S	Opponent	Score	RPI	S	Opponent	Score	RPI	S	Opponent	Score
13	A	Louisville	58 83	44	H	Ohio	58 69	62	H	Buffalo	50 61	110	A	Kent St.	78 80
				45	A	Virginia Tech	51 98	64	H	Central Mich.	65 76	137	A	Ball St.	70 91
								69	H	Virginia	47 67	137	H	Ball St.	53 75
								88	H	Northern Ill.	76 89	152	H	Cincinnati	58 68
								90	N	Chattanooga	49 54	174	A	Western Mich.	58 75
												194	H	Cleveland St.	56 64
												217	A	Akron	62 58
												217	H	Akron	86 50
												271	A	Eastern Mich.	74 81
												309	N	Saint Peter's	73 68
												312	A	Eastern Ky.	55 57
												316	N	Lafayette	69 42
LAST 12 Division I GAMES:															
137	A	Ball St.	70 91	64	H	Central Mich.	65 76								
217	H	Akron	86 50	174	A	Western Mich.	58 75								
110	A	Kent St.	78 80	217	A	Akron	62 58								
271	A	Eastern Mich.	74 81	88	H	Northern Ill.	76 89								
137	H	Ball St.	53 75	44	H	Ohio	58 69								
62	H	Buffalo	50 61	194	H	Cleveland St.	56 64								

Non-Div I Games: Davis & Elkins 73 46 Ohio Valley 82 46 Malone 65 78

Bowling Green

Loss, Non-Conf, S Site, H Home A Away N Neutral

Average RPI Win: <b>256</b>	WON-LOST	WINNING	LAST 10	STRENGTH OF	OPP. STRENGTH	TEAM	ADJ.	CONF.	ADJ CONF.
Average RPI Loss: <b>141</b>	RECORD	PCT. RANK	GAMES	SCHEDULE	OF SCHEDULE	RPI	RPI	RPI	RPI
DIV. I ONLY	8- 13	236	5- 5	214	214	228	228	16	16
DIV. I NON-CONF.	3- 7	250	1- 0	136	241	211	211	14	14
TOTALS	RPI 1-25	RPI 26-50	W-L RECORDS	RPI 51-100	RPI 101-150	RPI 150+			
8- 13	0- 0	0- 2	OVERALL	0- 3	1- 2	7- 6			
4- 6	0- 0	0- 2	HOME	0- 2	1- 1	3- 1			
4- 7	0- 0	0- 0	AWAY	0- 1	0- 1	4- 5			
0- 0	0- 0	0- 0	NEUTRAL	0- 0	0- 0	0- 0			
3- 7	0- 0	0- 1	NON-CONFERENCE	0- 2	1- 2	2- 2			
1- 3	0- 0	0- 1	HOME	0- 1	1- 1	0- 0			
2- 4	0- 0	0- 0	AWAY	0- 1	0- 1	2- 2			
0- 0	0- 0	0- 0	NEUTRAL	0- 0	0- 0	0- 0			
5- 6	0- 0	0- 1	CONFERENCE	0- 1	0- 0	5- 4			
3- 3	0- 0	0- 1	HOME	0- 1	0- 0	3- 1			
2- 3	0- 0	0- 0	AWAY	0- 0	0- 0	2- 3			
0- 0	0- 0	0- 0	NEUTRAL	0- 0	0- 0	0- 0			

RPI 1-25				RPI 26-50				RPI 51-100				RPI 101+				Team's RPI: 228	
RPI	S	Opponent	Score	RPI	S	Opponent	Score	RPI	S	Opponent	Score	RPI	S	Opponent	Score		
				32	H	Drake	60 93	56	H	UNI	53 72	110	A	Kent St.	52 77		
				33	H	Green Bay	43 68	88	H	Northern Ill.	51 81	114	H	Saint Louis	58 68		
								94	A	Western Ill.	77 91	148	H	Detroit	70 60		
												153	A	Missouri St.	75 73		
												174	A	Western Mich.	64 83		
												179	H	Southern Ill.	57 66		
												196	A	Wichita St.	54 65		
												199	A	Indiana St.	51 58		
												199	H	Indiana St.	54 41		
												232	A	Butler	56 58		
												272	H	Evansville	56 52		
												317	A	Loyola Chicago	60 53		
												317	H	Loyola Chicago	72 45		
												320	A	Valparaiso	67 56		
												321	A	Illinois St.	63 71		
												325	A	Ill.-Chicago	65 56		
LAST 12 Division I GAMES:																	
				199	H	Indiana St.	54 41	56	H	UNI	53 72						
				317	H	Loyola Chicago	72 45	32	H	Drake	60 93						
				272	H	Evansville	56 52	317	A	Loyola Chicago	60 53						
				179	H	Southern Ill.	57 66	199	A	Indiana St.	51 58						
				153	A	Missouri St.	75 73	321	A	Illinois St.	63 71						
				196	A	Wichita St.	54 65	325	A	Ill.-Chicago	65 56						

Non-Div I Games: Eureka 103 59

Bradley

■ Loss, 
 ■ Non-Conf, 
 ■ S Site, 
 ■ H Home 
 ■ A Away 
 N Neutral

Average RPI Win:	219	WON-LOST	WINNING	LAST 10	STRENGTH OF	OPP. STRENGTH	TEAM	ADJ.	CONF.	ADJ CONF.
Average RPI Loss:	200	RECORD	PCT. RANK	GAMES	SCHEDULE	OF SCHEDULE	RPI	RPI	RPI	RPI
DIV. I ONLY	12- 6	81	6- 3	293	242	159	159	9	9	
DIV. I NON-CONF.	8- 4	97	4- 1	344	298	227	227	9	9	
TOTALS	RPI 1-25	RPI 26-50	W-L RECORDS	RPI 51-100	RPI 101-150	RPI 150+				
12- 6	0- 0	0- 0	OVERALL	1- 0	1- 2	10- 4				
7- 2	0- 0	0- 0	HOME	1- 0	1- 0	5- 2				
5- 4	0- 0	0- 0	AWAY	0- 0	0- 2	5- 2				
0- 0	0- 0	0- 0	NEUTRAL	0- 0	0- 0	0- 0				
8- 4	0- 0	0- 0	NON-CONFERENCE	0- 0	0- 1	8- 3				
4- 2	0- 0	0- 0	HOME	0- 0	0- 0	4- 2				
4- 2	0- 0	0- 0	AWAY	0- 0	0- 1	4- 1				
0- 0	0- 0	0- 0	NEUTRAL	0- 0	0- 0	0- 0				
4- 2	0- 0	0- 0	CONFERENCE	1- 0	1- 1	2- 1				
3- 0	0- 0	0- 0	HOME	1- 0	1- 0	1- 0				
1- 2	0- 0	0- 0	AWAY	0- 0	0- 1	1- 1				
0- 0	0- 0	0- 0	NEUTRAL	0- 0	0- 0	0- 0				

RPI S	Opponent	Score	RPI S	Opponent	Score	RPI S	Opponent	Score	RPI S	Opponent	Score	Team's RPI: 159
						91	H Cornell	72 67	119	A Penn	60 86	
									129	A VCU	72 85	
									144	H Columbia	69 60	
									151	A Yale	51 73	
									151	H Yale	76 73	
									169	H Providence	77 70	
									172	A Princeton	98 88	
									206	A Binghamton	83 72	
									207	A Sacred Heart	80 66	
									231	H Colgate	62 67	
									256	H Howard	83 78	
									268	H Manhattan	57 58	
									274	A Vermont	62 50	
									296	H Rhode Island	76 65	
									300	A Bryant	67 70	
									309	H Saint Peter's	80 71	
									347	A Morgan St.	68 51	
LAST 12 Division I GAMES:												
144	H Columbia	69 60	347	A Morgan St.	68 51							
91	H Cornell	72 67	129	A VCU	72 85							
151	A Yale	51 73	309	H Saint Peter's	80 71							
151	H Yale	76 73	274	A Vermont	62 50							
119	A Penn	60 86	169	H Providence	77 70							
172	A Princeton	98 88	296	H Rhode Island	76 65							

Non-Div I Games: Rhode Island Col. 90 44

Brown

■ Loss, 
 ■ Non-Conf, S Site, 
 ■ Home 
 ■ Away 
 N Neutral

Average RPI Win:	307	WON-LOST	WINNING	LAST 10	STRENGTH OF	OPP. STRENGTH	TEAM	ADJ.	CONF.	ADJ CONF.
Average RPI Loss:	216	RECORD	PCT. RANK	GAMES	SCHEDULE	OF SCHEDULE	RPI	RPI	RPI	RPI
DIV. I ONLY	10- 13	212	4- 6	342	328	300	300	31	31	
DIV. I NON-CONF.	5- 6	186	0- 0	329	227	275	275	32	32	
TOTALS	RPI 1-25	RPI 26-50	W-L RECORDS	RPI 51-100	RPI 101-150	RPI 150+				
10- 13	0- 0	0- 0	OVERALL	0- 1	0- 2	10- 10				
6- 2	0- 0	0- 0	HOME	0- 0	0- 1	6- 1				
3- 10	0- 0	0- 0	AWAY	0- 1	0- 1	3- 8				
1- 1	0- 0	0- 0	NEUTRAL	0- 0	0- 0	1- 1				
5- 6	0- 0	0- 0	NON-CONFERENCE	0- 1	0- 2	5- 3				
3- 1	0- 0	0- 0	HOME	0- 0	0- 1	3- 0				
1- 4	0- 0	0- 0	AWAY	0- 1	0- 1	1- 2				
1- 1	0- 0	0- 0	NEUTRAL	0- 0	0- 0	1- 1				
5- 7	0- 0	0- 0	CONFERENCE	0- 0	0- 0	5- 7				
3- 1	0- 0	0- 0	HOME	0- 0	0- 0	3- 1				
2- 6	0- 0	0- 0	AWAY	0- 0	0- 0	2- 6				
0- 0	0- 0	0- 0	NEUTRAL	0- 0	0- 0	0- 0				

RPI 1-25				RPI 26-50				RPI 51-100				RPI 101+				Team's RPI: 300	
RPI	S	Opponent	Score	RPI	S	Opponent	Score	RPI	S	Opponent	Score	RPI	S	Opponent	Score		
								96	A	New Hampshire	60	62	123	H	Maine	52	77
													141	A	Pittsburgh	60	76
													159	H	Brown	70	67
													169	N	Providence	51	62
													193	A	Rutgers	42	50
													207	A	Sacred Heart	59	66
													207	H	Sacred Heart	53	65
													212	A	Saint Francis (PA)	67	79
													214	A	Robert Morris	46	62
													274	A	Vermont	63	57
													296	N	Rhode Island	62	56
													298	A	Massachusetts	62	68
													305	A	Central Conn. St.	52	53
													313	H	Holy Cross	76	74
													319	A	Mt. St. Mary's	53	61
													319	H	Mt. St. Mary's	78	62
													322	A	St. Francis Brooklyn	47	63
													333	A	LIU Brooklyn	62	53
													340	H	UMass Lowell	73	62
													343	H	Wagner	70	61
													346	A	Fairleigh Dickinson	56	48
													346	H	Fairleigh Dickinson	50	48
LAST 12 Division I GAMES:																	
				319	A	Mt. St. Mary's	53	61				343	H	Wagner	70	61	
				207	A	Sacred Heart	59	66				207	H	Sacred Heart	53	65	
				346	H	Fairleigh Dickinson	50	48				346	A	Fairleigh Dickinson	56	48	
				305	A	Central Conn. St.	52	53				319	H	Mt. St. Mary's	78	62	
				212	A	Saint Francis (PA)	67	79				333	A	LIU Brooklyn	62	53	
				214	A	Robert Morris	46	62				322	A	St. Francis Brooklyn	47	63	

Non-Div I Games:

Bryant

■ Loss, 
 ■ Non-Conf, 
 ■ S Site, 
 ■ H Home 
 ■ A Away 
 N Neutral



Average RPI Win: <b>217</b>	WON-LOST	WINNING	LAST 10	STRENGTH OF	OPP. STRENGTH	TEAM	ADJ.	CONF.	ADJ CONF.
Average RPI Loss: <b>162</b>	RECORD	PCT. RANK	GAMES	SCHEDULE	OF SCHEDULE	RPI	RPI	RPI	RPI
DIV. I ONLY	18- 5	26	8- 2	216	237	65	65	23	23
DIV. I NON-CONF.	8- 3	67	0- 0	207	144	75	75	25	25
TOTALS	RPI 1-25	RPI 26-50	W-L RECORDS	RPI 51-100	RPI 101-150	RPI 150+			
18- 5	0- 0	0- 1	OVERALL	1- 1	2- 0	15- 3			
10- 0	0- 0	0- 0	HOME	1- 0	1- 0	8- 0			
8- 5	0- 0	0- 0	AWAY	0- 0	1- 0	7- 0			
0- 0	0- 0	0- 0	NEUTRAL	0- 0	0- 0	0- 0			
8- 3	0- 0	0- 1	NON-CONFERENCE	1- 1	1- 0	6- 1			
4- 0	0- 0	0- 0	HOME	1- 0	0- 0	3- 0			
4- 3	0- 0	0- 1	AWAY	0- 1	1- 0	3- 1			
0- 0	0- 0	0- 0	NEUTRAL	0- 0	0- 0	0- 0			
10- 2	0- 0	0- 0	CONFERENCE	0- 0	1- 0	9- 2			
6- 0	0- 0	0- 0	HOME	0- 0	1- 0	5- 0			
4- 2	0- 0	0- 0	AWAY	0- 0	0- 0	4- 2			
0- 0	0- 0	0- 0	NEUTRAL	0- 0	0- 0	0- 0			

RPI 1-25				RPI 26-50				RPI 51-100				Team's RPI: 65		RPI 101+			
RPI	S	Opponent	Score	RPI	S	Opponent	Score	RPI	S	Opponent	Score			RPI	S	Opponent	Score
29	A	Elon	58 64					70	H	Drexel	78 66			111	A	Saint Joseph's	64 61
								85	A	North Carolina	50 65			114	H	Navy	67 64
														168	A	Army West Point	60 56
														168	H	Army West Point	68 62
														189	A	American	47 59
														189	H	American	73 67
														193	A	Rutgers	53 57
														194	H	Cleveland St.	77 66
														206	A	Binghamton	67 57
														217	A	Akron	61 47
														224	A	St. Bonaventure	57 35
														231	H	Colgate	79 56
														242	A	Loyola Maryland	72 66
														267	A	Boston U.	66 50
														268	H	Manhattan	69 64
														304	A	Lehigh	77 58
														304	H	Lehigh	73 54
														313	A	Holy Cross	51 63
														313	H	Holy Cross	77 48
														315	H	NJIT	67 36
LAST 12 Division I GAMES:																	
304	H	Lehigh	73 54	231	H	Colgate	79 56										
313	A	Holy Cross	51 63	304	A	Lehigh	77 58										
189	A	American	47 59	313	H	Holy Cross	77 48										
168	H	Army West Point	68 62	189	H	American	73 67										
267	A	Boston U.	66 50	168	A	Army West Point	60 56										
242	A	Loyola Maryland	72 66	114	H	Navy	67 64										

Non-Div I Games:

Bucknell

■ Loss, 
 ■ Non-Conf, S Site, 
 ■ Home 
 ■ Away 
 N Neutral

Average RPI Win:	190	WON-LOST	WINNING	LAST 10	STRENGTH OF	OPP. STRENGTH	TEAM	ADJ.	CONF.	ADJ CONF.
Average RPI Loss:	70	RECORD	PCT. RANK	GAMES	SCHEDULE	OF SCHEDULE	RPI	RPI	RPI	RPI
DIV. I ONLY	16- 6	52	5- 5	114	121	62	62	10	10	
DIV. I NON-CONF.	10- 1	16	0- 1	200	178	49	49	11	11	
TOTALS	RPI 1-25	RPI 26-50	W-L RECORDS	RPI 51-100	RPI 101-150	RPI 150+				
16- 6	0- 0	0- 2	OVERALL	1- 3	4- 1	11- 0				
10- 2	0- 0	0- 0	HOME	1- 1	2- 1	7- 0				
6- 3	0- 0	0- 1	AWAY	0- 2	2- 0	4- 0				
0- 1	0- 0	0- 1	NEUTRAL	0- 0	0- 0	0- 0				
10- 1	0- 0	0- 1	NON-CONFERENCE	0- 0	3- 0	7- 0				
7- 0	0- 0	0- 0	HOME	0- 0	1- 0	6- 0				
3- 0	0- 0	0- 0	AWAY	0- 0	2- 0	1- 0				
0- 1	0- 0	0- 1	NEUTRAL	0- 0	0- 0	0- 0				
6- 5	0- 0	0- 1	CONFERENCE	1- 3	1- 1	4- 0				
3- 2	0- 0	0- 0	HOME	1- 1	1- 1	1- 0				
3- 3	0- 0	0- 1	AWAY	0- 2	0- 0	3- 0				
0- 0	0- 0	0- 0	NEUTRAL	0- 0	0- 0	0- 0				

RPI S	Opponent	Score	RPI S	Opponent	Score	RPI S	Opponent	Score	RPI S	Opponent	Score
35	N Harvard	62 74	44	A Ohio	55 83	64	A Central Mich.	71 88	109	A Duquesne	71 69
						64	H Central Mich.	67 56	110	H Kent St.	77 62
						71	A Toledo	63 85	120	A Fordham	58 54
						71	H Toledo	64 73	136	H UCF	66 65
									137	H Ball St.	75 89
									174	A Western Mich.	62 47
									180	H Hofstra	74 50
									207	H Sacred Heart	76 55
									216	A Miami (OH)	68 51
									216	H Miami (OH)	71 45
									219	H Niagara	73 63
									224	H St. Bonaventure	68 47
									244	A Canisius	65 52
									261	A Bowling Green	61 50
									268	H Manhattan	73 39
									298	H Massachusetts	61 47
LAST 12 Division I GAMES:											
110	H Kent St.	77 62	216	A Miami (OH)	68 51	71	H Toledo	64 73			
71	A Toledo	63 85	64	A Central Mich.	71 88						
174	A Western Mich.	62 47	44	A Ohio	55 83						
137	H Ball St.	75 89	216	H Miami (OH)	71 45						
64	H Central Mich.	67 56	35	N Harvard	62 74						
261	A Bowling Green	61 50									

Non-Div I Games:

Buffalo

Average RPI Win: <b>220</b>	WON-LOST	WINNING	LAST 10	STRENGTH OF	OPP. STRENGTH	TEAM	ADJ.	CONF.	ADJ CONF.
Average RPI Loss: <b>100</b>	RECORD	PCT. RANK	GAMES	SCHEDULE	OF SCHEDULE	RPI	RPI	RPI	RPI
DIV. I ONLY	5- 18	309	2- 8	77	82	232	232	7	7
DIV. I NON-CONF.	3- 8	262	0- 0	132	188	270	270	7	7
<hr/>									
TOTALS	RPI 1-25	RPI 26-50	W-L RECORDS	RPI 51-100	RPI 101-150	RPI 150+			
5- 18	0- 2	0- 4	OVERALL	0- 3	0- 4	5- 5			
4- 8	0- 0	0- 2	HOME	0- 2	0- 2	4- 2			
1- 10	0- 2	0- 2	AWAY	0- 1	0- 2	1- 3			
0- 0	0- 0	0- 0	NEUTRAL	0- 0	0- 0	0- 0			
3- 8	0- 0	0- 2	NON-CONFERENCE	0- 0	0- 4	3- 2			
3- 4	0- 0	0- 1	HOME	0- 0	0- 2	3- 1			
0- 4	0- 0	0- 1	AWAY	0- 0	0- 2	0- 1			
0- 0	0- 0	0- 0	NEUTRAL	0- 0	0- 0	0- 0			
2- 10	0- 2	0- 2	CONFERENCE	0- 3	0- 0	2- 3			
1- 4	0- 0	0- 1	HOME	0- 2	0- 0	1- 1			
1- 6	0- 2	0- 1	AWAY	0- 1	0- 0	1- 2			
0- 0	0- 0	0- 0	NEUTRAL	0- 0	0- 0	0- 0			

RPI 1-25				RPI 26-50				RPI 51-100				RPI 101+ Team's RPI: 232			
RPI	S	Opponent	Score	RPI	S	Opponent	Score	RPI	S	Opponent	Score	RPI	S	Opponent	Score
15	A	DePaul	69 <b>100</b>	27	H	South Fla.	59 <b>74</b>	63	A	St. John's (NY)	55 <b>62</b>	122	A	TCU	47 <b>73</b>
21	A	Creighton	52 <b>67</b>	33	A	Green Bay	34 <b>61</b>	63	H	St. John's (NY)	41 <b>62</b>	124	A	Arkansas	50 <b>68</b>
				43	A	Marquette	53 <b>91</b>	66	H	Villanova	69 <b>70</b>	136	H	UCF	59 <b>66</b>
				46	H	Georgetown	52 <b>58</b>					137	H	Ball St.	50 <b>74</b>
												169	A	Providence	51 <b>68</b>
												171	A	Xavier	65 62
												171	H	Xavier	43 <b>53</b>
												181	A	Seton Hall	63 <b>65</b>
												181	H	Seton Hall	79 58
												186	H	ETSU	59 <b>68</b>
												199	H	Indiana St.	66 48
												205	A	Wisconsin	55 <b>60</b>
												228	H	Bradley	58 56
												323	H	Fort Wayne	70 64
<hr/>															
LAST 12 Division I GAMES:															
171	H	Xavier	43 <b>53</b>	15	A	DePaul	69 <b>100</b>	171	A	Xavier	65 62				
181	A	Seton Hall	63 <b>65</b>	63	A	St. John's (NY)	55 <b>62</b>	181	H	Seton Hall	79 58				
63	A	St. John's (NY)	55 <b>62</b>	46	H	Georgetown	52 <b>58</b>	169	A	Providence	51 <b>68</b>				
46	H	Georgetown	52 <b>58</b>	66	H	Villanova	69 <b>70</b>	21	A	Creighton	52 <b>67</b>				
66	H	Villanova	69 <b>70</b>	43	A	Marquette	53 <b>91</b>								

Non-Div I Games:

Butler

■ Loss, 
 ■ Non-Conf, 
 ■ S Site, 
 ■ H Home 
 ■ A Away 
 N Neutral

CSU Bakersfield

Through Games Of Feb. 8, 2017

Average RPI Win:	287	WON-LOST	WINNING	LAST 10	STRENGTH OF	OPP. STRENGTH	TEAM	ADJ.	CONF.	ADJ CONF.
Average RPI Loss:	164	RECORD	PCT. RANK	GAMES	SCHEDULE	OF SCHEDULE	RPI	RPI	RPI	RPI
DIV. I ONLY	8- 11	216	6- 4	310	216	291	291	29	29	
DIV. I NON-CONF.	3- 9	275	2- 3	295	94	309	309	30	30	
TOTALS	RPI 1-25	RPI 26-50	W-L RECORDS	RPI 51-100	RPI 101-150	RPI 150+				
8- 11	0- 1	0- 2	OVERALL	0- 1	0- 0	8- 7				
6- 5	0- 1	0- 0	HOME	0- 1	0- 0	6- 3				
2- 6	0- 0	0- 2	AWAY	0- 0	0- 0	2- 4				
0- 0	0- 0	0- 0	NEUTRAL	0- 0	0- 0	0- 0				
3- 9	0- 1	0- 2	NON-CONFERENCE	0- 1	0- 0	3- 5				
2- 4	0- 1	0- 0	HOME	0- 1	0- 0	2- 2				
1- 5	0- 0	0- 2	AWAY	0- 0	0- 0	1- 3				
0- 0	0- 0	0- 0	NEUTRAL	0- 0	0- 0	0- 0				
5- 2	0- 0	0- 0	CONFERENCE	0- 0	0- 0	5- 2				
4- 1	0- 0	0- 0	HOME	0- 0	0- 0	4- 1				
1- 1	0- 0	0- 0	AWAY	0- 0	0- 0	1- 1				
0- 0	0- 0	0- 0	NEUTRAL	0- 0	0- 0	0- 0				

RPI 1-25				RPI 26-50				RPI 51-100				RPI 101+ Team's RPI: 291			
RPI	S	Opponent	Score	RPI	S	Opponent	Score	RPI	S	Opponent	Score	RPI	S	Opponent	Score
12	H	Stanford	56 77	37	A	Oregon	62 77	60	H	South Dakota	60 75	157	H	UC Riverside	66 71
				40	A	California	63 86					197	H	New Mexico St.	55 64
												208	A	Pacific	61 91
												215	A	Seattle U	47 54
												223	H	Grand Canyon	74 59
												249	H	Hawaii	58 51
												254	H	UTRGV	74 46
												270	H	Cal Poly	57 49
												276	H	Southern Utah	59 65
												289	A	UTEP	61 74
												308	A	Pepperdine	57 62
												310	H	UMKC	52 33
												326	A	UC Irvine	86 66
												329	H	Chicago St.	83 48
												331	A	Utah Valley	63 59
LAST 12 Division I GAMES:															
223	H	Grand Canyon	74 59	215	A	Seattle U	47 54								
310	H	UMKC	52 33	270	H	Cal Poly	57 49								
329	H	Chicago St.	83 48	289	A	UTEP	61 74								
331	A	Utah Valley	63 59	308	A	Pepperdine	57 62								
197	H	New Mexico St.	55 64	326	A	UC Irvine	86 66								
254	H	UTRGV	74 46	157	H	UC Riverside	66 71								

Non-Div I Games: Stanislaus St. 78 51 Fresno Pacific 84 61

CSU Bakersfield

Loss, Non-Conf, S Site, H Home A Away N Neutral

Average RPI Win: <b>214</b>	WON-LOST	WINNING	LAST 10	STRENGTH OF	OPP. STRENGTH	TEAM	ADJ.	CONF.	ADJ CONF.
Average RPI Loss: <b>163</b>	RECORD	PCT. RANK	GAMES	SCHEDULE	OF SCHEDULE	RPI	RPI	RPI	RPI
DIV. I ONLY	11- 11	169	5- 5	208	196	198	198	25	25
DIV. I NON-CONF.	7- 7	165	2- 2	111	180	139	139	24	24
<hr/>									
TOTALS	RPI 1-25	RPI 26-50	W-L RECORDS	RPI 51-100	RPI 101-150	RPI 150+			
11- 11	0- 2	0- 1	OVERALL	0- 1	3- 2	8- 5			
6- 6	0- 0	0- 1	HOME	0- 0	2- 2	4- 3			
5- 5	0- 2	0- 0	AWAY	0- 1	1- 0	4- 2			
0- 0	0- 0	0- 0	NEUTRAL	0- 0	0- 0	0- 0			
7- 7	0- 2	0- 1	NON-CONFERENCE	0- 0	2- 2	5- 2			
2- 5	0- 0	0- 1	HOME	0- 0	1- 2	1- 2			
5- 2	0- 2	0- 0	AWAY	0- 0	1- 0	4- 0			
0- 0	0- 0	0- 0	NEUTRAL	0- 0	0- 0	0- 0			
4- 4	0- 0	0- 0	CONFERENCE	0- 1	1- 0	3- 3			
4- 1	0- 0	0- 0	HOME	0- 0	1- 0	3- 1			
0- 3	0- 0	0- 0	AWAY	0- 1	0- 0	0- 2			
0- 0	0- 0	0- 0	NEUTRAL	0- 0	0- 0	0- 0			

RPI 1-25				RPI 26-50				RPI 51-100				RPI 101+ Team's RPI: 198			
RPI	S	Opponent	Score	RPI	S	Opponent	Score	RPI	S	Opponent	Score	RPI	S	Opponent	Score
8	A	Washington	44 <b>101</b>	47	H	Michigan St.	59 <b>63</b>	100	A	UC Davis	65 <b>81</b>	102	H	Long Beach St.	63 56
12	A	Stanford	54 <b>88</b>									119	H	Penn	36 <b>47</b>
												128	A	St. Mary's (CA)	73 61
												143	H	Eastern Wash.	57 <b>71</b>
												148	H	Detroit	76 67
												155	A	Fresno St.	61 57
												215	A	Seattle U	68 64
												217	H	San Diego	67 <b>76</b>
												227	A	Weber St.	89 78
												243	H	UC Santa Barbara	75 61
												249	H	Hawaii	67 56
												257	H	Portland St.	99 72
												270	A	Cal Poly	68 <b>79</b>
												270	H	Cal Poly	63 <b>70</b>
												276	H	Southern Utah	71 <b>77</b>
												297	A	Northern Ariz.	83 79
												326	A	UC Irvine	52 <b>77</b>
												338	H	Cal St. Fullerton	58 41
<hr/>															
LAST 12 Division I GAMES:															
249	H	Hawaii	67 56	270	A	Cal Poly	68 <b>79</b>								
102	H	Long Beach St.	63 56	338	H	Cal St. Fullerton	58 41								
243	H	UC Santa Barbara	75 61	119	H	Penn	36 <b>47</b>								
270	H	Cal Poly	63 <b>70</b>	215	A	Seattle U	68 64								
100	A	UC Davis	65 <b>81</b>	276	H	Southern Utah	71 <b>77</b>								
326	A	UC Irvine	52 <b>77</b>	128	A	St. Mary's (CA)	73 61								

Non-Div I Games:

CSUN

■ Loss, 
 ■ Non-Conf, 
 ■ S Site, 
 ■ Home 
 ■ A Away 
 N Neutral

Average RPI Win:	265	WON-LOST	WINNING	LAST 10	STRENGTH OF	OPP. STRENGTH	TEAM	ADJ.	CONF.	ADJ CONF.
Average RPI Loss:	155	RECORD	PCT. RANK	GAMES	SCHEDULE	OF SCHEDULE	RPI	RPI	RPI	RPI
DIV. I ONLY	7- 14	260	3- 7	198	227	270	270	25	25	
DIV. I NON-CONF.	4- 8	230	0- 3	234	222	287	287	24	24	
TOTALS	RPI 1-25	RPI 26-50	W-L RECORDS	RPI 51-100	RPI 101-150	RPI 150+				
7- 14	0- 2	0- 0	OVERALL	0- 2	0- 3	7- 7				
6- 5	0- 0	0- 0	HOME	0- 1	0- 2	6- 2				
1- 9	0- 2	0- 0	AWAY	0- 1	0- 1	1- 5				
0- 0	0- 0	0- 0	NEUTRAL	0- 0	0- 0	0- 0				
4- 8	0- 2	0- 0	NON-CONFERENCE	0- 1	0- 2	4- 3				
4- 2	0- 0	0- 0	HOME	0- 0	0- 2	4- 0				
0- 6	0- 2	0- 0	AWAY	0- 1	0- 0	0- 3				
0- 0	0- 0	0- 0	NEUTRAL	0- 0	0- 0	0- 0				
3- 6	0- 0	0- 0	CONFERENCE	0- 1	0- 1	3- 4				
2- 3	0- 0	0- 0	HOME	0- 1	0- 0	2- 2				
1- 3	0- 0	0- 0	AWAY	0- 0	0- 1	1- 2				
0- 0	0- 0	0- 0	NEUTRAL	0- 0	0- 0	0- 0				

RPI 1-25				RPI 26-50				RPI 51-100				RPI 101+ Team's RPI: 270			
RPI	S	Opponent	Score	RPI	S	Opponent	Score	RPI	S	Opponent	Score	RPI	S	Opponent	Score
11	A	UCLA	64 80					61	A	Montana St.	52 71	102	A	Long Beach St.	80 83
12	A	Stanford	55 83					100	H	UC Davis	53 61	128	H	St. Mary's (CA)	71 79
												145	H	San Francisco	67 73
												157	A	UC Riverside	59 68
												157	H	UC Riverside	69 72
												198	A	CSUN	70 63
												198	H	CSUN	79 68
												223	A	Grand Canyon	59 64
												243	H	UC Santa Barbara	78 67
												249	A	Hawaii	57 66
												249	H	Hawaii	79 87
												279	A	Sacramento St.	96 97
												281	H	North Dakota St.	73 46
												291	A	CSU Bakersfield	49 57
												297	H	Northern Ariz.	58 53
												308	H	Pepperdine	62 52
												331	H	Utah Valley	77 65
LAST 12 Division I GAMES:															
157	H	UC Riverside	69 72	157	A	UC Riverside	59 68								
100	H	UC Davis	53 61	198	H	CSUN	79 68								
249	A	Hawaii	57 66	243	H	UC Santa Barbara	78 67								
198	A	CSUN	70 63	291	A	CSU Bakersfield	49 57								
249	H	Hawaii	79 87	61	A	Montana St.	52 71								
102	A	Long Beach St.	80 83	145	H	San Francisco	67 73								

Non-Div I Games:

Cal Poly

■ Loss, 
 ■ Non-Conf, 
 ■ S Site, 
 ■ H Home 
 ■ A Away 
 N Neutral

Average RPI Win:	327	WON-LOST	WINNING	LAST 10	STRENGTH OF	OPP. STRENGTH	TEAM	ADJ.	CONF.	ADJ CONF.
Average RPI Loss:	193	RECORD	PCT. RANK	GAMES	SCHEDULE	OF SCHEDULE	RPI	RPI	RPI	RPI
DIV. I ONLY	2- 18	336	1- 8	278	283	338	338	25	25	
DIV. I NON-CONF.	1- 10	325	0- 2	321	301	347	347	24	24	
TOTALS	RPI 1-25	RPI 26-50	W-L RECORDS	RPI 51-100	RPI 101-150	RPI 150+				
2- 18	0- 0	0- 0	OVERALL	0- 2	0- 5	2- 11				
2- 8	0- 0	0- 0	HOME	0- 1	0- 3	2- 4				
0- 10	0- 0	0- 0	AWAY	0- 1	0- 2	0- 7				
0- 0	0- 0	0- 0	NEUTRAL	0- 0	0- 0	0- 0				
1- 10	0- 0	0- 0	NON-CONFERENCE	0- 0	0- 4	1- 6				
1- 5	0- 0	0- 0	HOME	0- 0	0- 2	1- 3				
0- 5	0- 0	0- 0	AWAY	0- 0	0- 2	0- 3				
0- 0	0- 0	0- 0	NEUTRAL	0- 0	0- 0	0- 0				
1- 8	0- 0	0- 0	CONFERENCE	0- 2	0- 1	1- 5				
1- 3	0- 0	0- 0	HOME	0- 1	0- 1	1- 1				
0- 5	0- 0	0- 0	AWAY	0- 1	0- 0	0- 4				
0- 0	0- 0	0- 0	NEUTRAL	0- 0	0- 0	0- 0				

RPI S	Opponent	Score	RPI S	Opponent	Score	RPI S	Opponent	Score	RPI S	Opponent	Score	Team's RPI: 338
						100	A UC Davis	39 59	102	H Long Beach St.	48 65	
						100	H UC Davis	51 70	105	A Wyoming	26 61	
									142	H Idaho	86 88	
									143	A Eastern Wash.	67 84	
									144	H Columbia	46 61	
									157	A UC Riverside	45 68	
									198	A CSUN	41 58	
									209	H Loyola Marymount	62 77	
									217	A San Diego	50 103	
									243	A UC Santa Barbara	37 57	
									243	H UC Santa Barbara	49 56	
									249	A Hawaii	50 60	
									257	A Portland St.	73 81	
									259	H San Diego St.	61 71	
									301	A Denver	58 77	
									308	H Pepperdine	58 69	
									326	H UC Irvine	64 53	
									328	H Montana	72 56	
LAST 12 Division I GAMES:												
243	A	UC Santa Barbara	37	57	249	A	Hawaii	50	60			
100	A	UC Davis	39	59	243	H	UC Santa Barbara	49	56			
102	H	Long Beach St.	48	65	198	A	CSUN	41	58			
157	A	UC Riverside	45	68	144	H	Columbia	46	61			
100	H	UC Davis	51	70	259	H	San Diego St.	61	71			
326	H	UC Irvine	64	53	308	H	Pepperdine	58	69			

Non-Div I Games: Antelope Valley 64 56 Whittier 97 49

Cal St. Fullerton

Loss, Non-Conf, S Site, H Home A Away N Neutral

Average RPI Win:	155	WON-LOST	WINNING	LAST 10	STRENGTH OF	OPP. STRENGTH	TEAM	ADJ.	CONF.	ADJ CONF.
Average RPI Loss:	32	RECORD	PCT. RANK	GAMES	SCHEDULE	OF SCHEDULE	RPI	RPI	RPI	RPI
DIV. I ONLY	17- 7	64	4- 6	66	28	40	40	1	1	
DIV. I NON-CONF.	12- 0	1	0- 0	206	154	30	30	1	1	
TOTALS	RPI 1-25	RPI 26-50	W-L RECORDS	RPI 51-100	RPI 101-150	RPI 150+				
17- 7	2- 4	0- 1	OVERALL	2- 2	6- 0	7- 0				
10- 3	1- 2	0- 1	HOME	1- 0	3- 0	5- 0				
4- 4	0- 2	0- 0	AWAY	1- 2	2- 0	1- 0				
3- 0	1- 0	0- 0	NEUTRAL	0- 0	1- 0	1- 0				
12- 0	1- 0	0- 0	NON-CONFERENCE	0- 0	4- 0	7- 0				
7- 0	0- 0	0- 0	HOME	0- 0	2- 0	5- 0				
2- 0	0- 0	0- 0	AWAY	0- 0	1- 0	1- 0				
3- 0	1- 0	0- 0	NEUTRAL	0- 0	1- 0	1- 0				
5- 7	1- 4	0- 1	CONFERENCE	2- 2	2- 0	0- 0				
3- 3	1- 2	0- 1	HOME	1- 0	1- 0	0- 0				
2- 4	0- 2	0- 0	AWAY	1- 2	1- 0	0- 0				
0- 0	0- 0	0- 0	NEUTRAL	0- 0	0- 0	0- 0				

RPI S	Opponent	Score	RPI S	Opponent	Score	Team's RPI: 40	RPI S	Opponent	Score	RPI S	Opponent	Score
6	H Oregon St.	56 66	37	H Oregon	66 69		53	A Washington St.	79 84	109	H Duquesne	86 66
8	A Washington	67 90					67	A Utah	57 63	121	N Southern Miss.	71 51
11	H UCLA	80 77					74	H Southern California	63 56	125	A Arizona	74 64
16	N Oklahoma	82 74					91	A Colorado	65 53	125	H Arizona	71 60
25	A Arizona St.	62 72								128	A St. Mary's (CA)	74 67
25	H Arizona St.	45 54								145	H San Francisco	75 52
										157	H UC Riverside	71 56
										158	H Santa Clara	73 58
										182	A Nebraska	86 65
										279	H Sacramento St.	97 73
										291	H CSU Bakersfield	86 63
										304	H Lehigh	96 63
										324	N Arkansas St.	80 55
LAST 12 Division I GAMES:												
74	H Southern California	63 56	67	A Utah	57 63							
11	H UCLA	80 77	91	A Colorado	65 53							
53	A Washington St.	79 84	37	H Oregon	66 69							
8	A Washington	67 90	6	H Oregon St.	56 66							
125	H Arizona	71 60	25	A Arizona St.	62 72							
25	H Arizona St.	45 54	125	A Arizona	74 64							

Non-Div I Games:

California

■ Loss, 
■ Non-Conf, S Site, 
■ Home 
■ Away 
N Neutral



Average RPI Win:	298	WON-LOST	WINNING	LAST 10	STRENGTH OF	OPP. STRENGTH	TEAM	ADJ.	CONF.	ADJ CONF.
Average RPI Loss:	175	RECORD	PCT. RANK	GAMES	SCHEDULE	OF SCHEDULE	RPI	RPI	RPI	RPI
DIV. I ONLY	13- 6	78	7- 3	341	335	220	220	28	28	
DIV. I NON-CONF.	5- 3	121	0- 0	335	344	239	239	28	28	
TOTALS	RPI 1-25	RPI 26-50	W-L RECORDS	RPI 51-100	RPI 101-150	RPI 150+				
13- 6	0- 0	0- 0	OVERALL	0- 0	0- 3	13- 3				
5- 4	0- 0	0- 0	HOME	0- 0	0- 2	5- 2				
6- 2	0- 0	0- 0	AWAY	0- 0	0- 1	6- 1				
2- 0	0- 0	0- 0	NEUTRAL	0- 0	0- 0	2- 0				
5- 3	0- 0	0- 0	NON-CONFERENCE	0- 0	0- 2	5- 1				
1- 2	0- 0	0- 0	HOME	0- 0	0- 1	1- 1				
2- 1	0- 0	0- 0	AWAY	0- 0	0- 1	2- 0				
2- 0	0- 0	0- 0	NEUTRAL	0- 0	0- 0	2- 0				
8- 3	0- 0	0- 0	CONFERENCE	0- 0	0- 1	8- 2				
4- 2	0- 0	0- 0	HOME	0- 0	0- 1	4- 1				
4- 1	0- 0	0- 0	AWAY	0- 0	0- 0	4- 1				
0- 0	0- 0	0- 0	NEUTRAL	0- 0	0- 0	0- 0				

RPI 1-25			RPI 26-50			RPI 51-100			RPI 101+ Team's RPI: 220		
RPI	S	Opponent	Score	RPI	S	Opponent	Score	RPI	S	Opponent	Score
								103	A	Mercer	60 76
								129	H	VCU	53 66
								139	H	Radford	42 61
								186	H	ETSU	55 56
								222	A	Presbyterian	49 39
								237	A	UNC Asheville	61 55
								240	H	Liberty	52 58
								251	A	Charleston So.	43 60
								251	H	Charleston So.	54 37
								286	A	Western Caro.	50 48
								290	H	High Point	58 33
								292	A	Gardner-Webb	73 61
								293	N	Ark.-Pine Bluff	51 31
								318	A	USC Upstate	56 41
								327	H	Winthrop	61 32
								335	A	Longwood	66 54
								335	H	Longwood	74 50
								344	H	N.C. Central	61 30
								347	N	Morgan St.	62 51
LAST 12 Division I GAMES:											
251	A	Charleston So.	43 60	327	H	Winthrop	61 32				
335	H	Longwood	74 50	222	A	Presbyterian	49 39				
240	H	Liberty	52 58	139	H	Radford	42 61				
292	A	Gardner-Webb	73 61	251	H	Charleston So.	54 37				
290	H	High Point	58 33	237	A	UNC Asheville	61 55				
335	A	Longwood	66 54	347	N	Morgan St.	62 51				

Non-Div I Games: Columbia (SC) 73 32 Saint Augustine's 69 33 St. Andrews 94 39

Campbell

Average RPI Win:	242	WON-LOST	WINNING	LAST 10	STRENGTH OF	OPP. STRENGTH	TEAM	ADJ.	CONF.	ADJ CONF.
Average RPI Loss:	155	RECORD	PCT. RANK	GAMES	SCHEDULE	OF SCHEDULE	RPI	RPI	RPI	RPI
DIV. I ONLY	7- 16	278	4- 6	164	253	244	244	17	17	
DIV. I NON-CONF.	1- 8	314	0- 0	73	259	261	261	17	17	
TOTALS	RPI 1-25	RPI 26-50	W-L RECORDS	RPI 51-100	RPI 101-150	RPI 150+				
7- 16	0- 0	0- 2	OVERALL	0- 2	0- 4	7- 8				
3- 8	0- 0	0- 1	HOME	0- 1	0- 3	3- 3				
4- 8	0- 0	0- 1	AWAY	0- 1	0- 1	4- 5				
0- 0	0- 0	0- 0	NEUTRAL	0- 0	0- 0	0- 0				
1- 8	0- 0	0- 1	NON-CONFERENCE	0- 2	0- 1	1- 4				
0- 4	0- 0	0- 0	HOME	0- 1	0- 1	0- 2				
1- 4	0- 0	0- 1	AWAY	0- 1	0- 0	1- 2				
0- 0	0- 0	0- 0	NEUTRAL	0- 0	0- 0	0- 0				
6- 8	0- 0	0- 1	CONFERENCE	0- 0	0- 3	6- 4				
3- 4	0- 0	0- 1	HOME	0- 0	0- 2	3- 1				
3- 4	0- 0	0- 0	AWAY	0- 0	0- 1	3- 3				
0- 0	0- 0	0- 0	NEUTRAL	0- 0	0- 0	0- 0				

RPI S	Opponent	Score	RPI S	Opponent	Score	RPI S	Opponent	Score	RPI S	Opponent	Score	Team's RPI: 244
31	A Ohio St.	56 89	62	H Buffalo	52 65	127	H Rider	70 71				
49	H Quinnipiac	53 64	91	A Cornell	43 60	131	H Lamar University	51 65				
						147	A Iona	52 55				
						147	H Iona	45 58				
						178	H Fairfield	63 49				
						184	H Northeastern	59 83				
						188	A Morehead St.	68 77				
						200	A Siena	42 67				
						212	A Saint Francis (PA)	74 95				
						217	H Akron	64 73				
						219	A Niagara	65 57				
						224	A St. Bonaventure	74 57				
						226	A Monmouth	53 55				
						226	H Monmouth	74 54				
						235	A Marist	60 67				
						235	H Marist	74 85				
						268	A Manhattan	62 57				
						268	H Manhattan	58 48				
						309	A Saint Peter's	59 54				
LAST 12 Division I GAMES:												
147	H Iona	45 58	226	A Monmouth	53 55							
268	H Manhattan	58 48	309	A Saint Peter's	59 54							
235	A Marist	60 67	49	H Quinnipiac	53 64							
200	A Siena	42 67	235	H Marist	74 85							
178	H Fairfield	63 49	268	A Manhattan	62 57							
219	A Niagara	65 57	147	A Iona	52 55							

Non-Div I Games:

Canisius

■ Loss, 
■ Non-Conf, 
■ S Site, 
■ H Home 
■ A Away 
N Neutral

Average RPI Win:	256	WON-LOST	WINNING	LAST 10	STRENGTH OF	OPP. STRENGTH	TEAM	ADJ.	CONF.	ADJ CONF.
Average RPI Loss:	88	RECORD	PCT. RANK	GAMES	SCHEDULE	OF SCHEDULE	RPI	RPI	RPI	RPI
DIV. I ONLY	14- 4	29	9- 1	280	248	106	106	27	27	
DIV. I NON-CONF.	4- 2	97	0- 0	267	63	99	99	27	27	
TOTALS	RPI 1-25	RPI 26-50	W-L RECORDS	RPI 51-100	RPI 101-150	RPI 150+				
14- 4	0- 1	0- 0	OVERALL	0- 1	2- 2	12- 0				
6- 1	0- 0	0- 0	HOME	0- 0	1- 1	5- 0				
6- 3	0- 0	0- 0	AWAY	0- 1	1- 0	5- 0				
2- 0	0- 0	0- 0	NEUTRAL	0- 0	0- 0	2- 0				
4- 2	0- 1	0- 0	NON-CONFERENCE	0- 1	0- 0	4- 0				
1- 0	0- 0	0- 0	HOME	0- 0	0- 0	1- 0				
1- 2	0- 1	0- 0	AWAY	0- 1	0- 0	1- 0				
2- 0	0- 0	0- 0	NEUTRAL	0- 0	0- 0	2- 0				
10- 2	0- 0	0- 0	CONFERENCE	0- 0	2- 2	8- 0				
5- 1	0- 0	0- 0	HOME	0- 0	1- 1	4- 0				
5- 1	0- 0	0- 0	AWAY	0- 0	1- 1	4- 0				
0- 0	0- 0	0- 0	NEUTRAL	0- 0	0- 0	0- 0				

RPI 1-25				RPI 26-50				RPI 51-100				RPI 101+ Team's RPI: 106			
RPI	S	Opponent	Score	RPI	S	Opponent	Score	RPI	S	Opponent	Score	RPI	S	Opponent	Score
19	A	Texas A&M	49 74					76	A	Texas Tech	45 79	107	A	SFA	67 63
												126	A	Abilene Christian	76 83
												126	H	Abilene Christian	80 70
												131	H	Lamar University	56 70
												170	N	Houston	69 55
												195	A	New Orleans	55 51
												240	N	Liberty	61 41
												265	A	McNeese	72 49
												265	H	McNeese	67 52
												295	A	A&M-Corpus Christi	49 41
												299	H	Northwestern St.	76 43
												307	A	Alcorn	71 57
												307	H	Alcorn	59 45
												334	H	Incarinate Word	63 50
												336	H	Southeastern La.	77 55
												337	A	Houston Baptist	80 49
LAST 12 Division I GAMES:															
126	H	Abilene Christian	80 70	265	H	McNeese	67 52								
336	H	Southeastern La.	77 55	295	A	A&M-Corpus Christi	49 41								
265	A	McNeese	72 49	337	A	Houston Baptist	80 49								
334	H	Incarinate Word	63 50	126	A	Abilene Christian	76 83								
107	A	SFA	67 63	299	H	Northwestern St.	76 43								
195	A	New Orleans	55 51	131	H	Lamar University	56 70								

Non-Div I Games: Crowley's Ridge 102 31 Williams Baptist 82 32 Central Baptist 94 47 Hendrix 71 39  
Central Ark.

Average RPI Win:	310	WON-LOST	WINNING	LAST 10	STRENGTH OF	OPP. STRENGTH	TEAM	ADJ.	CONF.	ADJ CONF.
Average RPI Loss:	200	RECORD	PCT. RANK	GAMES	SCHEDULE	OF SCHEDULE	RPI	RPI	RPI	RPI
DIV. I ONLY	9- 14	228	6- 4	334	311	305	305	31	31	
DIV. I NON-CONF.	1- 10	325	0- 0	245	160	335	335	32	32	
TOTALS	RPI 1-25	RPI 26-50	W-L RECORDS	RPI 51-100	RPI 101-150	RPI 150+				
9- 14	0- 0	0- 2	OVERALL	0- 1	0- 0	9- 11				
6- 3	0- 0	0- 0	HOME	0- 0	0- 0	6- 3				
3- 10	0- 0	0- 2	AWAY	0- 1	0- 0	3- 7				
0- 1	0- 0	0- 0	NEUTRAL	0- 0	0- 0	0- 1				
1- 10	0- 0	0- 2	NON-CONFERENCE	0- 1	0- 0	1- 7				
1- 2	0- 0	0- 0	HOME	0- 0	0- 0	1- 2				
0- 7	0- 0	0- 2	AWAY	0- 1	0- 0	0- 4				
0- 1	0- 0	0- 0	NEUTRAL	0- 0	0- 0	0- 1				
8- 4	0- 0	0- 0	CONFERENCE	0- 0	0- 0	8- 4				
5- 1	0- 0	0- 0	HOME	0- 0	0- 0	5- 1				
3- 3	0- 0	0- 0	AWAY	0- 0	0- 0	3- 3				
0- 0	0- 0	0- 0	NEUTRAL	0- 0	0- 0	0- 0				

RPI 1-25			RPI 26-50			RPI 51-100			RPI 101+ Team's RPI: 305		
RPI	S	Opponent	Score	RPI	S	Opponent	Score	RPI	S	Opponent	Score
				34	A	Syracuse	63 95	96	A	New Hampshire	52 56
				45	A	Virginia Tech	47 81				
								167	H	Hartford	58 68
								175	A	Boston College	46 66
								181	A	Seton Hall	70 78
								207	H	Sacred Heart	67 50
								212	A	Saint Francis (PA)	81 87
								213	A	Dartmouth	51 61
								214	A	Robert Morris	46 55
								250	H	Stony Brook	59 64
								259	N	San Diego St.	62 80
								274	H	Vermont	78 76
								298	A	Massachusetts	37 76
								300	H	Bryant	53 52
								319	A	Mt. St. Mary's	66 81
								319	H	Mt. St. Mary's	68 58
								322	A	St. Francis Brooklyn	61 53
								333	A	LIU Brooklyn	76 71
								333	H	LIU Brooklyn	62 68
								343	A	Wagner	83 71
								343	H	Wagner	66 53
								346	H	Fairleigh Dickinson	68 49
LAST 12 Division I GAMES:											
				343	A	Wagner	83 71				
				319	A	Mt. St. Mary's	66 81				
				333	H	LIU Brooklyn	62 68				
				300	H	Bryant	53 52				
				214	A	Robert Morris	46 55				
				212	A	Saint Francis (PA)	81 87				
				333	A	LIU Brooklyn	76 71				
				346	H	Fairleigh Dickinson	68 49				
				319	H	Mt. St. Mary's	68 58				
				207	H	Sacred Heart	67 50				
				322	A	St. Francis Brooklyn	61 53				
				343	H	Wagner	66 53				

Non-Div I Games:

Central Conn. St.

■ Loss, 
 ■ Non-Conf, 
 ■ S Site, 
 ■ Home 
 ■ A Away 
 N Neutral

Average RPI Win:	199	WON-LOST	WINNING	LAST 10	STRENGTH OF	OPP. STRENGTH	TEAM	ADJ.	CONF.	ADJ CONF.
Average RPI Loss:	59	RECORD	PCT. RANK	GAMES	SCHEDULE	OF SCHEDULE	RPI	RPI	RPI	RPI
DIV. I ONLY	17- 6	41	8- 2	176	81	64	64	10	10	
DIV. I NON-CONF.	8- 4	97	0- 1	281	39	157	157	11	11	
TOTALS	RPI 1-25	RPI 26-50	W-L RECORDS	RPI 51-100	RPI 101-150	RPI 150+				
17- 6	0- 1	1- 1	OVERALL	2- 4	3- 0	11- 0				
11- 1	0- 0	1- 1	HOME	1- 0	2- 0	7- 0				
4- 5	0- 1	0- 0	AWAY	1- 4	1- 0	2- 0				
2- 0	0- 0	0- 0	NEUTRAL	0- 0	0- 0	2- 0				
8- 4	0- 1	0- 1	NON-CONFERENCE	0- 2	1- 0	7- 0				
6- 1	0- 0	0- 1	HOME	0- 0	1- 0	5- 0				
0- 3	0- 1	0- 0	AWAY	0- 2	0- 0	0- 0				
2- 0	0- 0	0- 0	NEUTRAL	0- 0	0- 0	2- 0				
9- 2	0- 0	1- 0	CONFERENCE	2- 2	2- 0	4- 0				
5- 0	0- 0	1- 0	HOME	1- 0	1- 0	2- 0				
4- 2	0- 0	0- 0	AWAY	1- 2	1- 0	2- 0				
0- 0	0- 0	0- 0	NEUTRAL	0- 0	0- 0	0- 0				

RPI 1-25				RPI 26-50				RPI 51-100 Team's RPI: 64				RPI 101+			
RPI	S	Opponent	Score	RPI	S	Opponent	Score	RPI	S	Opponent	Score	RPI	S	Opponent	Score
2	A	Notre Dame	47 107	29	H	Elon	57 71	62	A	Buffalo	56 67	110	A	Kent St.	91 78
				44	H	Ohio	64 59	62	H	Buffalo	88 71	111	H	Saint Joseph's	73 71
								71	A	Toledo	72 74	137	H	Ball St.	101 92
								88	A	Northern Ill.	109 94	161	H	Oakland	70 67
								89	A	Middle Tenn.	69 79	192	H	Illinois	82 51
								99	A	Purdue	51 62	216	H	Miami (OH)	80 61
												217	H	Akron	89 62
												255	H	Furman	81 71
												261	A	Bowling Green	76 65
												271	A	Eastern Mich.	104 63
												281	N	North Dakota St.	77 55
												317	H	Loyola Chicago	95 57
												325	H	Ill.-Chicago	77 55
												331	N	Utah Valley	71 62
LAST 12 Division I GAMES:															
				88	A	Northern Ill.	109 94	261	A	Bowling Green	76 65				
				271	A	Eastern Mich.	104 63	137	H	Ball St.	101 92				
				44	H	Ohio	64 59	62	H	Buffalo	88 71				
				71	A	Toledo	72 74	217	H	Akron	89 62				
				62	A	Buffalo	56 67	110	A	Kent St.	91 78				
				216	H	Miami (OH)	80 61	89	A	Middle Tenn.	69 79				

Non-Div I Games:

Central Mich.

■ Loss, 
 ■ Non-Conf, S Site, 
 ■ Home 
 ■ Away 
 N Neutral

Charleston So.

Through Games Of Feb. 8, 2017

Average RPI Win:	273	WON-LOST	WINNING	LAST 10	STRENGTH OF	OPP. STRENGTH	TEAM	ADJ.	CONF.	ADJ CONF.
Average RPI Loss:	196	RECORD	PCT. RANK	GAMES	SCHEDULE	OF SCHEDULE	RPI	RPI	RPI	RPI
DIV. I ONLY	10- 9	155	7- 3	325	298	251	251	28	28	
DIV. I NON-CONF.	3- 5	223	0- 1	337	212	312	312	28	28	
TOTALS	RPI 1-25	RPI 26-50	W-L RECORDS	RPI 51-100	RPI 101-150	RPI 150+				
10- 9	0- 0	0- 0	OVERALL	0- 2	1- 0	9- 7				
7- 3	0- 0	0- 0	HOME	0- 0	1- 0	6- 3				
3- 6	0- 0	0- 0	AWAY	0- 2	0- 0	3- 4				
0- 0	0- 0	0- 0	NEUTRAL	0- 0	0- 0	0- 0				
3- 5	0- 0	0- 0	NON-CONFERENCE	0- 2	0- 0	3- 3				
2- 2	0- 0	0- 0	HOME	0- 0	0- 0	2- 2				
1- 3	0- 0	0- 0	AWAY	0- 2	0- 0	1- 1				
0- 0	0- 0	0- 0	NEUTRAL	0- 0	0- 0	0- 0				
7- 4	0- 0	0- 0	CONFERENCE	0- 0	1- 0	6- 4				
5- 1	0- 0	0- 0	HOME	0- 0	1- 0	4- 1				
2- 3	0- 0	0- 0	AWAY	0- 0	0- 0	2- 3				
0- 0	0- 0	0- 0	NEUTRAL	0- 0	0- 0	0- 0				

RPI 1-25			RPI 26-50			RPI 51-100			RPI 101+ Team's RPI: 251		
RPI	S	Opponent	Score	RPI	S	Opponent	Score	RPI	S	Opponent	Score
								139	H	Radford	57 45
						59 A West Virginia	38 88	177	H	Col. of Charleston	76 79
						85 A North Carolina	77 93	220	A	Campbell	37 54
								220	H	Campbell	60 43
								222	A	Presbyterian	48 50
								222	H	Presbyterian	52 34
								234	H	Wofford	45 59
								237	A	UNC Asheville	47 56
								240	H	Liberty	72 81
								258	H	Ga. Southern	55 54
								286	A	Western Caro.	53 58
								290	A	High Point	74 68
								292	H	Gardner-Webb	64 57
								303	A	Lipscomb	67 52
								327	H	Winthrop	71 52
								335	A	Longwood	62 47
								339	H	South Carolina St.	67 62
LAST 12 Division I GAMES:											
220	H	Campbell	60 43	222	A	Presbyterian	48 50				
222	H	Presbyterian	52 34	327	H	Winthrop	71 52				
237	A	UNC Asheville	47 56	290	A	High Point	74 68				
335	A	Longwood	62 47	220	A	Campbell	37 54				
292	H	Gardner-Webb	64 57	240	H	Liberty	72 81				
139	H	Radford	57 45	286	A	Western Caro.	53 58				

Non-Div I Games: Southern Wesleyan 80 57 Montreat 79 50 Paine 75 67

Charleston So.

Loss, Non-Conf, S Site, H Home A Away N Neutral

Average RPI Win:	<b>198</b>	WON-LOST	WINNING	LAST 10	STRENGTH OF	OPP. STRENGTH	TEAM	ADJ.	CONF.	ADJ CONF.
Average RPI Loss:	<b>101</b>	RECORD	PCT. RANK	GAMES	SCHEDULE	OF SCHEDULE	RPI	RPI	RPI	RPI
DIV. I ONLY	17- 5	30	8- 2	247	87	87	87	14	14	
DIV. I NON-CONF.	8- 3	67	1- 0	293	16	113	113	16	16	
TOTALS	RPI 1-25	RPI 26-50	W-L RECORDS	RPI 51-100	RPI 101-150	RPI 150+				
17- 5	0- 1	0- 0	OVERALL	1- 2	5- 0	11- 2				
8- 1	0- 0	0- 0	HOME	1- 0	1- 0	6- 1				
9- 2	0- 1	0- 0	AWAY	0- 0	4- 0	5- 1				
0- 2	0- 0	0- 0	NEUTRAL	0- 2	0- 0	0- 0				
8- 3	0- 1	0- 0	NON-CONFERENCE	0- 2	3- 0	5- 0				
5- 0	0- 0	0- 0	HOME	0- 0	1- 0	4- 0				
3- 1	0- 1	0- 0	AWAY	0- 0	2- 0	1- 0				
0- 2	0- 0	0- 0	NEUTRAL	0- 2	0- 0	0- 0				
9- 2	0- 0	0- 0	CONFERENCE	1- 0	2- 0	6- 2				
3- 1	0- 0	0- 0	HOME	1- 0	0- 0	2- 1				
6- 1	0- 0	0- 0	AWAY	0- 0	2- 0	4- 1				
0- 0	0- 0	0- 0	NEUTRAL	0- 0	0- 0	0- 0				

RPI 1-25				RPI 26-50				RPI 51-100				Team's RPI: 87		RPI 101+			
RPI	S	Opponent	Score	RPI	S	Opponent	Score	RPI	S	Opponent	Score			RPI	S	Opponent	Score
20	A	Miami (FL)	46 80					67	N	Utah	68 81			109	A	Duquesne	77 63
								82	H	Western Ky.	89 85			121	A	Southern Miss.	78 61
								84	N	Boise St.	65 68			132	A	Old Dominion	86 75
														135	H	East Carolina	79 64
														141	A	Pittsburgh	70 63
														160	A	Louisiana Tech	54 80
														176	A	Rice	69 51
														176	H	Rice	52 55
														177	A	Col. of Charleston	62 49
														201	A	North Texas	78 63
														201	H	North Texas	66 49
														205	H	Wisconsin	63 48
														222	H	Presbyterian	71 63
														246	H	Marshall	93 77
														273	A	FIU	101 54
														284	H	Davidson	93 79
														330	A	Fla. Atlantic	72 66
														335	H	Longwood	66 41
LAST 12 Division I GAMES:																	
273	A	FIU	101 54	160	A	Louisiana Tech	54 80										
330	A	Fla. Atlantic	72 66	246	H	Marshall	93 77										
176	H	Rice	52 55	82	H	Western Ky.	89 85										
201	H	North Texas	66 49	176	A	Rice	69 51										
132	A	Old Dominion	86 75	201	A	North Texas	78 63										
121	A	Southern Miss.	78 61	284	H	Davidson	93 79										

Non-Div I Games:

Charlotte

■ Loss, 
■ Non-Conf, S Site, 
■ Home 
■ Away 
N Neutral

# Chattanooga

Through Games Of Feb. 8, 2017

Average RPI Win:	214	WON-LOST	WINNING	LAST 10	STRENGTH OF	OPP. STRENGTH	TEAM	ADJ.	CONF.	ADJ CONF.
Average RPI Loss:	72	RECORD	PCT. RANK	GAMES	SCHEDULE	OF SCHEDULE	RPI	RPI	RPI	RPI
DIV. I ONLY	14- 9	114	9- 1	92	100	90	90	18	18	
DIV. I NON-CONF.	6- 8	203	1- 2	83	10	124	124	21	21	
TOTALS	RPI 1-25	RPI 26-50	W-L RECORDS	RPI 51-100	RPI 101-150	RPI 150+				
14- 9	0- 3	0- 1	OVERALL	0- 3	3- 1	11- 1				
6- 4	0- 1	0- 1	HOME	0- 2	2- 0	4- 0				
6- 4	0- 2	0- 0	AWAY	0- 1	1- 0	5- 1				
2- 1	0- 0	0- 0	NEUTRAL	0- 0	0- 1	2- 0				
6- 8	0- 3	0- 1	NON-CONFERENCE	0- 3	1- 1	5- 0				
1- 4	0- 1	0- 1	HOME	0- 2	1- 0	0- 0				
3- 3	0- 2	0- 0	AWAY	0- 1	0- 0	3- 0				
2- 1	0- 0	0- 0	NEUTRAL	0- 0	0- 1	2- 0				
8- 1	0- 0	0- 0	CONFERENCE	0- 0	2- 0	6- 1				
5- 0	0- 0	0- 0	HOME	0- 0	1- 0	4- 0				
3- 1	0- 0	0- 0	AWAY	0- 0	1- 0	2- 1				
0- 0	0- 0	0- 0	NEUTRAL	0- 0	0- 0	0- 0				

RPI 1-25				RPI 26-50				RPI 51-100 Team's RPI: 90				RPI 101+			
RPI	S	Opponent	Score	RPI	S	Opponent	Score	RPI	S	Opponent	Score	RPI	S	Opponent	Score
1	A	UConn	43 80	33	H	Green Bay	55 71	52	H	Indiana	76 79	103	A	Mercer	74 56
2	H	Notre Dame	58 79					75	H	Florida	61 72	103	H	Mercer	70 50
13	A	Louisville	47 63					93	A	FGCU	55 68	117	H	Stetson	66 55
												123	N	Maine	39 49
												186	H	ETSU	60 45
												193	A	Rutgers	66 53
												222	A	Presbyterian	56 48
												225	A	Samford	77 61
												225	H	Samford	51 45
												234	A	Wofford	71 61
												252	H	UNCG	58 55
												255	A	Furman	48 65
												261	N	Bowling Green	54 49
												266	A	UT Martin	80 60
												286	H	Western Caro.	67 46
												316	N	Lafayette	68 43
LAST 12 Division I GAMES:															
225	H	Samford	51 45	186	H	ETSU	60 45								
103	H	Mercer	70 50	103	A	Mercer	74 56								
255	A	Furman	48 65	225	A	Samford	77 61								
234	A	Wofford	71 61	222	A	Presbyterian	56 48								
252	H	UNCG	58 55	2	H	Notre Dame	58 79								
286	H	Western Caro.	67 46	93	A	FGCU	55 68								

Non-Div I Games:

Chattanooga

Loss, Non-Conf, S Site, H Home A Away N Neutral



Average RPI Win:	0	WON-LOST	WINNING	LAST 10	STRENGTH OF	OPP. STRENGTH	TEAM	ADJ.	CONF.	ADJ CONF.
Average RPI Loss:	195	RECORD	PCT. RANK	GAMES	SCHEDULE	OF SCHEDULE	RPI	RPI	RPI	RPI
DIV. I ONLY	0- 22	348	0- 10	102	344	329	329	29	29	
DIV. I NON-CONF.	0- 14	335	0- 4	71	319	314	314	30	30	
TOTALS	RPI 1-25	RPI 26-50	W-L RECORDS	RPI 51-100	RPI 101-150	RPI 150+				
0- 22	0- 1	0- 0	OVERALL	0- 3	0- 2	0- 16				
0- 10	0- 0	0- 0	HOME	0- 1	0- 1	0- 8				
0- 12	0- 1	0- 0	AWAY	0- 2	0- 1	0- 8				
0- 0	0- 0	0- 0	NEUTRAL	0- 0	0- 0	0- 0				
0- 14	0- 1	0- 0	NON-CONFERENCE	0- 3	0- 2	0- 8				
0- 6	0- 0	0- 0	HOME	0- 1	0- 1	0- 4				
0- 8	0- 1	0- 0	AWAY	0- 2	0- 1	0- 4				
0- 0	0- 0	0- 0	NEUTRAL	0- 0	0- 0	0- 0				
0- 8	0- 0	0- 0	CONFERENCE	0- 0	0- 0	0- 8				
0- 4	0- 0	0- 0	HOME	0- 0	0- 0	0- 4				
0- 4	0- 0	0- 0	AWAY	0- 0	0- 0	0- 4				
0- 0	0- 0	0- 0	NEUTRAL	0- 0	0- 0	0- 0				

















































RPI 1-25				RPI 26-50				RPI 51-100				RPI 101+				Team's RPI: 329
RPI	S	Opponent	Score	RPI	S	Opponent	Score	RPI	S	Opponent	Score	RPI	S	Opponent	Score	
22	A	Kansas St.	33 83					51	A	Northwestern	42 75	137	A	Ball St.	53 88	
								88	A	Northern Ill.	85 94	140	H	Wright St.	65 71	
								94	H	Western Ill.	50 54	152	A	Cincinnati	53 81	
												161	H	Oakland	60 80	
												173	A	Milwaukee	49 71	
												174	H	Western Mich.	51 64	
												188	A	Morehead St.	55 63	
												197	A	New Mexico St.	63 100	
												197	H	New Mexico St.	54 65	
												215	H	Seattle U	51 64	
												223	A	Grand Canyon	39 57	
												254	A	UTRGV	43 71	
												254	H	UTRGV	46 57	
												291	A	CSU Bakersfield	48 83	
												315	H	NJIT	42 57	
												317	A	Loyola Chicago	54 59	
												320	H	Valparaiso	51 53	
												331	H	Utah Valley	59 62	
LAST 12 Division I GAMES:																
197	H	New Mexico St.	54 65	197	A	New Mexico St.	63 100									
223	A	Grand Canyon	39 57	254	A	UTRGV	43 71									
291	A	CSU Bakersfield	48 83	315	H	NJIT	42 57									
254	H	UTRGV	46 57	152	A	Cincinnati	53 81									
215	H	Seattle U	51 64	174	H	Western Mich.	51 64									
331	H	Utah Valley	59 62	94	H	Western Ill.	50 54									

Non-Div I Games:

Chicago St.

■ Loss, 
 ■ Non-Conf, 
 ■ S Site, 
 ■ H Home 
 ■ A Away 
 N Neutral

Average RPI Win: <b>224</b>	WON-LOST	WINNING	LAST 10	STRENGTH OF	OPP. STRENGTH	TEAM	ADJ.	CONF.	ADJ CONF.
Average RPI Loss: <b>89</b>	RECORD	PCT. RANK	GAMES	SCHEDULE	OF SCHEDULE	RPI	RPI	RPI	RPI
DIV. I ONLY	13- 9	126	5- 5	177	96	152	152	5	5
DIV. I NON-CONF.	8- 4	97	2- 0	323	236	214	214	5	5
TOTALS	RPI 1-25	RPI 26-50	W-L RECORDS	RPI 51-100	RPI 101-150	RPI 150+			
13- 9	0- 1	0- 3	OVERALL	0- 1	3- 2	10- 2			
9- 5	0- 1	0- 1	HOME	0- 1	3- 0	6- 2			
4- 4	0- 0	0- 2	AWAY	0- 0	0- 2	4- 0			
0- 0	0- 0	0- 0	NEUTRAL	0- 0	0- 0	0- 0			
8- 4	0- 0	0- 1	NON-CONFERENCE	0- 1	0- 0	8- 2			
5- 3	0- 0	0- 0	HOME	0- 1	0- 0	5- 2			
3- 1	0- 0	0- 1	AWAY	0- 0	0- 0	3- 0			
0- 0	0- 0	0- 0	NEUTRAL	0- 0	0- 0	0- 0			
5- 5	0- 1	0- 2	CONFERENCE	0- 0	3- 2	2- 0			
4- 2	0- 1	0- 1	HOME	0- 0	3- 0	1- 0			
1- 3	0- 0	0- 1	AWAY	0- 0	0- 2	1- 0			
0- 0	0- 0	0- 0	NEUTRAL	0- 0	0- 0	0- 0			

RPI S Opponent	Score	RPI S Opponent	Score	RPI S Opponent	Score	RPI S Opponent	Score	Team's RPI: 152
1  UConn	49 	27  South Fla.	52 	97  Georgia	48 	101  SMU	47 	
		31  Ohio St.	38 			101  SMU	67 65	
		39  Tulane	68 			135  East Carolina	74 64	
						136  UCF	44 	
						136  UCF	63 57	
						165  Memphis	66 59	
						170  Houston	85 64	
						171  Xavier	61 	
						199  Indiana St.	55 	
						216  Miami (OH)	49 43	
						256  Howard	66 56	
						261  Bowling Green	68 58	
						263  Tennessee Tech	60 38	
						280  Southeast Mo. St.	83 75	
						293  Ark.-Pine Bluff	72 42	
						302  Eastern Ill.	78 64	
						329  Chicago St.	81 53	
LAST 12 Division I GAMES:								
1  UConn	49 	165  Memphis	66 59					
27  South Fla.	52 	170  Houston	85 64					
39  Tulane	68 	136  UCF	63 57					
136  UCF	44 	101  SMU	47 					
135  East Carolina	74 64	329  Chicago St.	81 53					
101  SMU	67 65	302  Eastern Ill.	78 64					

Non-Div I Games: Clarion 92 54

Cincinnati

Average RPI Win:	<b>209</b>	WON-LOST	WINNING	LAST 10	STRENGTH OF	OPP. STRENGTH	TEAM	ADJ.	CONF.	ADJ CONF.
Average RPI Loss:	<b>44</b>	RECORD	PCT. RANK	GAMES	SCHEDULE	OF SCHEDULE	RPI	RPI	RPI	RPI
DIV. I ONLY	<b>13- 11</b>	<b>153</b>	<b>2- 8</b>	<b>60</b>	<b>75</b>	<b>113</b>	<b>113</b>	<b>3</b>	<b>3</b>	
DIV. I NON-CONF.	<b>11- 2</b>	<b>24</b>	<b>1- 0</b>	<b>211</b>	<b>266</b>	<b>82</b>	<b>82</b>	<b>4</b>	<b>4</b>	
TOTALS	RPI 1-25	RPI 26-50	W-L RECORDS	RPI 51-100	RPI 101-150	RPI 150+				
13- 11	0- 4	1- 4	OVERALL	1- 2	2- 0	9- 1				
9- 6	0- 2	1- 3	HOME	1- 1	1- 0	6- 0				
2- 5	0- 2	0- 1	AWAY	0- 1	0- 0	2- 1				
2- 0	0- 0	0- 0	NEUTRAL	0- 0	1- 0	1- 0				
11- 2	0- 1	0- 1	NON-CONFERENCE	0- 0	2- 0	9- 0				
7- 1	0- 0	0- 1	HOME	0- 0	1- 0	6- 0				
2- 1	0- 1	0- 0	AWAY	0- 0	0- 0	2- 0				
2- 0	0- 0	0- 0	NEUTRAL	0- 0	1- 0	1- 0				
2- 9	0- 3	1- 3	CONFERENCE	1- 2	0- 0	0- 1				
2- 5	0- 2	1- 2	HOME	1- 1	0- 0	0- 0				
0- 4	0- 1	0- 1	AWAY	0- 1	0- 0	0- 1				
0- 0	0- 0	0- 0	NEUTRAL	0- 0	0- 0	0- 0				

RPI 1-25				RPI 26-50				RPI 51-100				RPI 101+ Team's RPI: 113			
RPI	S	Opponent	Score	RPI	S	Opponent	Score	RPI	S	Opponent	Score	RPI	S	Opponent	Score
3	A	South Carolina	61 <b>83</b>	34	H	Syracuse	62 <b>88</b>	58	A	Wake Forest	56 <b>68</b>	123	H	Maine	69 61
5	H	Florida St.	27 <b>86</b>	36	A	North Carolina St.	53 <b>65</b>	69	H	Virginia	37 <b>69</b>	140	N	Wright St.	75 51
10	A	Duke	37 <b>65</b>	37	H	Oregon	59 <b>87</b>	85	H	North Carolina	78 67	160	H	Louisiana Tech	78 67
13	H	Louisville	46 <b>60</b>	41	H	Georgia Tech	62 61					175	A	Boston College	48 <b>60</b>
				45	H	Virginia Tech	69 <b>78</b>					226	A	Monmouth	60 47
LAST 12 Division I GAMES:															
85	H	North Carolina	78 67	5	H	Florida St.	27 <b>86</b>					239	H	Coastal Caro.	64 57
10	A	Duke	37 <b>65</b>	58	A	Wake Forest	56 <b>68</b>					247	H	Bethune-Cookman	59 38
41	H	Georgia Tech	62 61	45	H	Virginia Tech	69 <b>78</b>					253	A	Jacksonville St.	69 63
13	H	Louisville	46 <b>60</b>	34	H	Syracuse	62 <b>88</b>					258	H	Ga. Southern	58 47
36	A	North Carolina St.	53 <b>65</b>	175	A	Boston College	48 <b>60</b>					286	H	Western Caro.	78 63
69	H	Virginia	37 <b>69</b>	247	H	Bethune-Cookman	59 38					317	N	Loyola Chicago	61 40
												339	H	South Carolina St.	56 36

Non-Div I Games:

Clemson

Average RPI Win:	282	WON-LOST	WINNING	LAST 10	STRENGTH OF	OPP. STRENGTH	TEAM	ADJ.	CONF.	ADJ CONF.
Average RPI Loss:	131	RECORD	PCT. RANK	GAMES	SCHEDULE	OF SCHEDULE	RPI	RPI	RPI	RPI
DIV. I ONLY	11- 10	159	5- 5	275	230	194	194	20	20	
DIV. I NON-CONF.	4- 5	198	0- 0	177	192	160	160	20	20	
TOTALS	RPI 1-25	RPI 26-50	W-L RECORDS	RPI 51-100	RPI 101-150	RPI 150+				
11- 10	0- 0	0- 2	OVERALL	0- 2	0- 3	11- 3				
3- 4	0- 0	0- 1	HOME	0- 1	0- 0	3- 2				
7- 6	0- 0	0- 1	AWAY	0- 1	0- 3	7- 1				
1- 0	0- 0	0- 0	NEUTRAL	0- 0	0- 0	1- 0				
4- 5	0- 0	0- 1	NON-CONFERENCE	0- 2	0- 1	4- 1				
0- 2	0- 0	0- 0	HOME	0- 1	0- 0	0- 1				
3- 3	0- 0	0- 1	AWAY	0- 1	0- 1	3- 0				
1- 0	0- 0	0- 0	NEUTRAL	0- 0	0- 0	1- 0				
7- 5	0- 0	0- 1	CONFERENCE	0- 0	0- 2	7- 2				
3- 2	0- 0	0- 1	HOME	0- 0	0- 0	3- 1				
4- 3	0- 0	0- 0	AWAY	0- 0	0- 2	4- 1				
0- 0	0- 0	0- 0	NEUTRAL	0- 0	0- 0	0- 0				

RPI 1-25			RPI 26-50			RPI 51-100			RPI 101+ Team's RPI: 194		
RPI	S	Opponent	Score	RPI	S	Opponent	Score	RPI	S	Opponent	Score
				31	A	Ohio St.	78 96	65	A	Bucknell	66 77
				33	H	Green Bay	51 65	71	H	Toledo	59 92
										Navy	63 88
										Wright St.	63 84
										Detroit	54 66
										Oakland	74 62
										Milwaukee	78 80
										Niagara	49 67
										Richmond	69 65
										Bowling Green	64 56
										Northern Ky.	58 54
										Evansville	66 62
										Eastern Ill.	66 56
										Youngstown St.	67 92
										Youngstown St.	71 68
										Valparaiso	66 62
										Valparaiso	71 60
										Ill.-Chicago	63 59
										Ill.-Chicago	77 59
LAST 12 Division I GAMES:											
320	A	Valparaiso	66 62	314	A	Youngstown St.	67 92				
325	A	Ill.-Chicago	63 59	325	H	Ill.-Chicago	77 59				
33	H	Green Bay	51 65	320	H	Valparaiso	71 60				
173	H	Milwaukee	78 80	140	A	Wright St.	63 84				
148	A	Detroit	54 66	264	A	Northern Ky.	58 54				
161	A	Oakland	74 62	314	H	Youngstown St.	71 68				

Non-Div I Games: Notre Dame (OH) 51 66 Lake Erie 65 42

Cleveland St.

Loss, Non-Conf, S Site, H Home A Away N Neutral

Average RPI Win: 270		WON-LOST	WINNING	LAST 10	STRENGTH OF	OPP. STRENGTH	TEAM	ADJ.	CONF.	ADJ CONF.
Average RPI Loss: 165		RECORD	PCT. RANK	GAMES	SCHEDULE	OF SCHEDULE	RPI	RPI	RPI	RPI
DIV. I ONLY		8- 11	216	4- 6	277	286	239	239	21	21
DIV. I NON-CONF.		4- 4	165	1- 0	341	343	268	268	19	19
TOTALS		RPI 1-25	RPI 26-50	W-L RECORDS	RPI 51-100	RPI 101-150	RPI 150+			
8- 11	0- 0		0- 2	OVERALL	0- 2	0- 1	8- 6			
4- 3	0- 0		0- 1	HOME	0- 1	0- 0	4- 1			
3- 8	0- 0		0- 1	AWAY	0- 1	0- 1	3- 5			
1- 0	0- 0		0- 0	NEUTRAL	0- 0	0- 0	1- 0			
4- 4	0- 0		0- 0	NON-CONFERENCE	0- 0	0- 1	4- 3			
1- 1	0- 0		0- 0	HOME	0- 0	0- 0	1- 1			
2- 3	0- 0		0- 0	AWAY	0- 0	0- 1	2- 2			
1- 0	0- 0		0- 0	NEUTRAL	0- 0	0- 0	1- 0			
4- 7	0- 0		0- 2	CONFERENCE	0- 2	0- 0	4- 3			
3- 2	0- 0		0- 1	HOME	0- 1	0- 0	3- 0			
1- 5	0- 0		0- 1	AWAY	0- 1	0- 0	1- 3			
0- 0	0- 0		0- 0	NEUTRAL	0- 0	0- 0	0- 0			

RPI 1-25				RPI 26-50				RPI 51-100				RPI 101+ Team's RPI: 239			
RPI	S	Opponent	Score	RPI	S	Opponent	Score	RPI	S	Opponent	Score	RPI	S	Opponent	Score
				48	A	Little Rock	47 79	77	A	UT Arlington	58 60	113	A	Clemson	57 64
				48	H	Little Rock	66 74	77	H	UT Arlington	41 70	177	A	Col. of Charleston	79 72
												183	A	Texas St.	62 83
												183	H	Texas St.	64 48
												185	H	Appalachian St.	60 55
												212	H	Saint Francis (PA)	59 70
												234	A	Wofford	62 67
												246	A	Marshall	66 84
												258	A	Ga. Southern	70 78
												283	A	Georgia St.	73 67
												323	A	Fort Wayne	72 57
												324	A	Arkansas St.	52 60
												324	H	Arkansas St.	57 55
												339	N	South Carolina St.	63 54
												344	H	N.C. Central	66 50
LAST 12 Division I GAMES:															
				48	A	Little Rock	47 79	185	H	Appalachian St.	60 55				
				324	A	Arkansas St.	52 60	324	H	Arkansas St.	57 55				
				183	H	Texas St.	64 48	48	H	Little Rock	66 74				
				77	H	UT Arlington	41 70	77	A	UT Arlington	58 60				
				283	A	Georgia St.	73 67	183	A	Texas St.	62 83				
				258	A	Ga. Southern	70 78	177	A	Col. of Charleston	79 72				

Non-Div I Games: Pfeiffer

91 49

Catawba

58

63

Coastal Caro.

Loss, Non-Conf, S Site, H Home A Away N Neutral

Average RPI Win:	192	WON-LOST	WINNING	LAST 10	STRENGTH OF	OPP. STRENGTH	TEAM	ADJ.	CONF.	ADJ CONF.
Average RPI Loss:	113	RECORD	PCT. RANK	GAMES	SCHEDULE	OF SCHEDULE	RPI	RPI	RPI	RPI
DIV. I ONLY	8- 14	244	5- 5	88	108	177	177	8	8	
DIV. I NON-CONF.	3- 8	262	1- 0	155	114	208	208	8	8	
TOTALS	RPI 1-25	RPI 26-50	W-L RECORDS	RPI 51-100	RPI 101-150	RPI 150+				
8- 14	0- 1	0- 4	OVERALL	1- 3	1- 1	6- 5				
5- 5	0- 0	0- 2	HOME	1- 1	1- 0	3- 2				
3- 9	0- 1	0- 2	AWAY	0- 2	0- 1	3- 3				
0- 0	0- 0	0- 0	NEUTRAL	0- 0	0- 0	0- 0				
3- 8	0- 1	0- 2	NON-CONFERENCE	0- 2	0- 0	3- 3				
0- 4	0- 0	0- 1	HOME	0- 1	0- 0	0- 2				
3- 4	0- 1	0- 1	AWAY	0- 1	0- 0	3- 1				
0- 0	0- 0	0- 0	NEUTRAL	0- 0	0- 0	0- 0				
5- 6	0- 0	0- 2	CONFERENCE	1- 1	1- 1	3- 2				
5- 1	0- 0	0- 1	HOME	1- 0	1- 0	3- 0				
0- 5	0- 0	0- 1	AWAY	0- 1	0- 1	0- 2				
0- 0	0- 0	0- 0	NEUTRAL	0- 0	0- 0	0- 0				

RPI 1-25				RPI 26-50				RPI 51-100				RPI 101+				Team's RPI: 177	
RPI	S	Opponent	Score	RPI	S	Opponent	Score	RPI	S	Opponent	Score	RPI	S	Opponent	Score		
13	A	Louisville	58 86	29	A	Elon	57 70	70	A	Drexel	57 70	116	A	Delaware	66 71		
				29	H	Elon	56 84	70	H	Drexel	79 75	133	H	William & Mary	70 60		
				36	A	North Carolina St.	47 91	82	A	Western Ky.	76 89	166	A	Towson	59 61		
				45	H	Virginia Tech	61 71	87	H	Charlotte	49 62	166	H	Towson	59 54		
												170	A	Houston	63 79		
												180	H	Hofstra	71 55		
												185	A	Appalachian St.	65 62		
												221	A	UNCW	61 67		
												221	H	UNCW	76 37		
												239	H	Coastal Caro.	72 79		
												251	A	Charleston So.	79 76		
												275	H	North Florida	47 60		
												327	A	Winthrop	95 64		
LAST 12 Division I GAMES:																	
				166	H	Towson	59 54	166	A	Towson	59 61						
				70	H	Drexel	79 75	29	H	Elon	56 84						
				221	A	UNCW	61 67	221	H	UNCW	76 37						
				180	H	Hofstra	71 55	133	H	William & Mary	70 60						
				116	A	Delaware	66 71	29	A	Elon	57 70						
				70	A	Drexel	57 70	251	A	Charleston So.	79 76						

Non-Div I Games:

Col. of Charleston

■ Loss, 
■ Non-Conf, 
■ S Site, 
■ H Home 
■ A Away 
N Neutral

Average RPI Win: <b>248</b>	WON-LOST	WINNING	LAST 10	STRENGTH OF	OPP. STRENGTH	TEAM	ADJ.	CONF.	ADJ CONF.
Average RPI Loss: <b>165</b>	RECORD	PCT. RANK	GAMES	SCHEDULE	OF SCHEDULE	RPI	RPI	RPI	RPI
DIV. I ONLY	8- 15	256	4- 6	196	276	231	231	23	23
DIV. I NON-CONF.	3- 8	262	0- 0	223	244	264	264	25	25
TOTALS	RPI 1-25	RPI 26-50	W-L RECORDS	RPI 51-100	RPI 101-150	RPI 150+			
8- 15	0- 0	0- 0	OVERALL	0- 4	1- 2	7- 9			
5- 4	0- 0	0- 0	HOME	0- 1	0- 1	5- 2			
3- 11	0- 0	0- 0	AWAY	0- 3	1- 1	2- 7			
0- 0	0- 0	0- 0	NEUTRAL	0- 0	0- 0	0- 0			
3- 8	0- 0	0- 0	NON-CONFERENCE	0- 3	0- 1	3- 4			
2- 1	0- 0	0- 0	HOME	0- 1	0- 0	2- 0			
1- 7	0- 0	0- 0	AWAY	0- 2	0- 1	1- 4			
0- 0	0- 0	0- 0	NEUTRAL	0- 0	0- 0	0- 0			
5- 7	0- 0	0- 0	CONFERENCE	0- 1	1- 1	4- 5			
3- 3	0- 0	0- 0	HOME	0- 0	0- 1	3- 2			
2- 4	0- 0	0- 0	AWAY	0- 1	1- 0	1- 3			
0- 0	0- 0	0- 0	NEUTRAL	0- 0	0- 0	0- 0			

RPI S	Opponent	Score	RPI S	Opponent	Score	RPI S	Opponent	Score	RPI S	Opponent	Score	Team's RPI: 231
						65	A Bucknell	56 79	114	A Navy	69 61	
						80	A Gonzaga	42 72	114	H Navy	67 80	
						91	H Cornell	57 70	144	A Columbia	67 75	
						99	A Purdue	51 71	159	A Brown	67 62	
									166	H Towson	76 71	
									168	A Army West Point	47 57	
									168	H Army West Point	69 76	
									169	A Providence	85 92	
									189	A American	57 68	
									189	H American	62 73	
									200	A Siena	63 71	
									224	A St. Bonaventure	57 70	
									242	A Loyola Maryland	77 87	
									267	H Boston U.	96 87	
									313	A Holy Cross	62 54	
									313	H Holy Cross	70 52	
									316	H Lafayette	76 69	
									333	H LIU Brooklyn	76 61	
									340	A UMass Lowell	77 82	
LAST 12 Division I GAMES:												
168	A	Army West Point	47	57	65	A	Bucknell	56	79			
114	A	Navy	69	61	168	H	Army West Point	69	76			
313	H	Holy Cross	70	52	114	H	Navy	67	80			
189	H	American	62	73	313	A	Holy Cross	62	54			
242	A	Loyola Maryland	77	87	189	A	American	57	68			
267	H	Boston U.	96	87	316	H	Lafayette	76	69			

Non-Div I Games:

Colgate

■ Loss, 
■ Non-Conf, 
■ S Site, 
■ H Home 
■ A Away 
N Neutral

Colorado

Through Games Of Feb. 8, 2017

Average RPI Win:	175	WON-LOST	WINNING	LAST 10	STRENGTH OF	OPP. STRENGTH	TEAM	ADJ.	CONF.	ADJ CONF.
Average RPI Loss:	39	RECORD	PCT. RANK	GAMES	SCHEDULE	OF SCHEDULE	RPI	RPI	RPI	RPI
DIV. I ONLY	13- 10	135	3- 7	52	49	91	91	1	1	
DIV. I NON-CONF.	10- 1	16	0- 0	210	249	72	72	1	1	
TOTALS	RPI 1-25	RPI 26-50	W-L RECORDS	RPI 51-100	RPI 101-150	RPI 150+				
13- 10	1- 5	0- 2	OVERALL	3- 2	3- 1	6- 0				
10- 5	1- 3	0- 1	HOME	3- 0	2- 1	4- 0				
3- 5	0- 2	0- 1	AWAY	0- 2	1- 0	2- 0				
0- 0	0- 0	0- 0	NEUTRAL	0- 0	0- 0	0- 0				
10- 1	1- 0	0- 0	NON-CONFERENCE	1- 0	2- 1	6- 0				
7- 1	1- 0	0- 0	HOME	1- 0	1- 1	4- 0				
3- 0	0- 0	0- 0	AWAY	0- 0	1- 0	2- 0				
0- 0	0- 0	0- 0	NEUTRAL	0- 0	0- 0	0- 0				
3- 9	0- 5	0- 2	CONFERENCE	2- 2	1- 0	0- 0				
3- 4	0- 3	0- 1	HOME	2- 0	1- 0	0- 0				
0- 5	0- 2	0- 1	AWAY	0- 2	0- 0	0- 0				
0- 0	0- 0	0- 0	NEUTRAL	0- 0	0- 0	0- 0				

RPI 1-25				RPI 26-50				RPI 51-100				Team's RPI: 91	RPI 101+			
RPI	S	Opponent	Score	RPI	S	Opponent	Score	RPI	S	Opponent	Score		RPI	S	Opponent	Score
6	A	Oregon St.	57 81	37	A	Oregon	66 71	53	H	Washington St.	70 58		101	H	SMU	67 50
8	H	Washington	75 79	40	H	California	53 65	67	A	Utah	53 58		105	H	Wyoming	75 82
11	A	UCLA	74 87					67	H	Utah	54 49		112	A	Northern Colo.	83 62
12	H	Stanford	70 84					73	H	Colorado St.	74 56		125	H	Arizona	65 56
17	H	Kentucky	79 69					74	A	Southern California	54 79		190	H	Idaho St.	85 56
25	H	Arizona St.	52 71										281	A	North Dakota St.	76 59
													286	A	Mississippi Val.	76 64
													311	H	Air Force	95 68
													322	H	St. Francis Brooklyn	81 54
													336	H	Southeastern La.	112 54
LAST 12 Division I GAMES:																
8	H	Washington	75 79	12	H	Stanford	70 84									
53	H	Washington St.	70 58	40	H	California	53 65									
67	A	Utah	53 58	25	H	Arizona St.	52 71									
67	H	Utah	54 49	125	H	Arizona	65 56									
6	A	Oregon St.	57 81	11	A	UCLA	74 87									
37	A	Oregon	66 71	74	A	Southern California	54 79									

Non-Div I Games:

Colorado

Loss, Non-Conf, S Site, H Home A Away N Neutral



Average RPI Win:	199	WON-LOST	WINNING	LAST 10	STRENGTH OF	OPP. STRENGTH	TEAM	ADJ.	CONF.	ADJ CONF.
Average RPI Loss:	95	RECORD	PCT. RANK	GAMES	SCHEDULE	OF SCHEDULE	RPI	RPI	RPI	RPI
DIV. I ONLY	16- 6	52	9- 1	191	99	73	73	13	13	
DIV. I NON-CONF.	6- 4	126	0- 0	260	69	141	141	15	15	
TOTALS	RPI 1-25	RPI 26-50	W-L RECORDS	RPI 51-100	RPI 101-150	RPI 150+				
16- 6	0- 2	0- 0	OVERALL	3- 2	1- 0	12- 2				
10- 1	0- 0	0- 0	HOME	1- 1	1- 0	8- 0				
6- 5	0- 1	0- 0	AWAY	2- 1	0- 0	4- 1				
0- 0	0- 0	0- 0	NEUTRAL	0- 0	0- 0	0- 0				
6- 4	0- 2	0- 0	NON-CONFERENCE	0- 1	1- 0	5- 1				
5- 0	0- 0	0- 0	HOME	0- 0	1- 0	4- 0				
1- 4	0- 2	0- 0	AWAY	0- 1	0- 0	1- 1				
0- 0	0- 0	0- 0	NEUTRAL	0- 0	0- 0	0- 0				
10- 2	0- 0	0- 0	CONFERENCE	3- 1	0- 0	7- 1				
5- 1	0- 0	0- 0	HOME	1- 1	0- 0	4- 0				
5- 1	0- 0	0- 0	AWAY	2- 0	0- 0	3- 1				
0- 0	0- 0	0- 0	NEUTRAL	0- 0	0- 0	0- 0				












































RPI 1-25				RPI 26-50				RPI 51-100 Team's RPI: 73				RPI 101+			
RPI	S	Opponent	Score	RPI	S	Opponent	Score	RPI	S	Opponent	Score	RPI	S	Opponent	Score
8	A	Washington	68 101					84	A	Boise St.	60 53	112	H	Northern Colo.	58 47
16	A	Oklahoma	55 70					84	H	Boise St.	45 51	154	A	New Mexico	78 63
								86	A	UNLV	57 37	155	H	Fresno St.	73 56
								86	H	UNLV	44 41	164	H	Omaha	69 42
								91	A	Colorado	56 74	182	A	Nebraska	59 62
												187	A	Utah St.	48 55
												187	H	Utah St.	74 43
												202	A	San Jose St.	68 56
												202	H	San Jose St.	70 67
												215	H	Seattle U	66 62
												259	H	San Diego St.	60 43
												301	H	Denver	76 49
												311	A	Air Force	72 35
												328	A	Montana	63 49
												336	H	Southeastern La.	77 31
LAST 12 Division I GAMES:															
187	A	Utah St.	48 55	155	H	Fresno St.	73 56								
86	H	UNLV	44 41	154	A	New Mexico	78 63								
84	A	Boise St.	60 53	311	A	Air Force	72 35								
259	H	San Diego St.	60 43	202	H	San Jose St.	70 67								
202	A	San Jose St.	68 56	84	H	Boise St.	45 51								
187	H	Utah St.	74 43	86	A	UNLV	57 37								

Non-Div I Games: N.M. Highlands 96 31 Adams St. 76 29

Colorado St.

Loss, Non-Conf, S Site, H Home A Away N Neutral

Average RPI Win:	249	WON-LOST	WINNING	LAST 10	STRENGTH OF	OPP. STRENGTH	TEAM	ADJ.	CONF.	ADJ CONF.
Average RPI Loss:	137	RECORD	PCT. RANK	GAMES	SCHEDULE	OF SCHEDULE	RPI	RPI	RPI	RPI
DIV. I ONLY	12- 7	109	5- 5	260	264	144	144	9	9	
DIV. I NON-CONF.	10- 3	54	5- 1	333	329	161	161	9	9	
TOTALS	RPI 1-25	RPI 26-50	W-L RECORDS	RPI 51-100	RPI 101-150	RPI 150+				
12- 7	0- 0	0- 1	OVERALL	0- 2	0- 1	12- 3				
4- 2	0- 0	0- 0	HOME	0- 1	0- 0	4- 1				
8- 5	0- 0	0- 1	AWAY	0- 1	0- 1	8- 2				
0- 0	0- 0	0- 0	NEUTRAL	0- 0	0- 0	0- 0				
10- 3	0- 0	0- 0	NON-CONFERENCE	0- 0	0- 1	10- 2				
4- 1	0- 0	0- 0	HOME	0- 0	0- 0	4- 1				
6- 2	0- 0	0- 0	AWAY	0- 0	0- 1	6- 1				
0- 0	0- 0	0- 0	NEUTRAL	0- 0	0- 0	0- 0				
2- 4	0- 0	0- 1	CONFERENCE	0- 2	0- 0	2- 1				
0- 1	0- 0	0- 0	HOME	0- 1	0- 0	0- 0				
2- 3	0- 0	0- 1	AWAY	0- 1	0- 0	2- 1				
0- 0	0- 0	0- 0	NEUTRAL	0- 0	0- 0	0- 0				

RPI S	Opponent	Score	RPI S	Opponent	Score	RPI S	Opponent	Score	RPI S	Opponent	Score	Team's RPI: 144
			35  Harvard	68  70		91  Cornell	70  77		102  Long Beach St.	60  73		
						91  Cornell	55  69		151  Yale	72 68		
									159  Brown	60  69		
									169  Providence	66 64		
									206  Binghamton	75 65		
									212  Saint Francis (PA)	84 77		
									213  Dartmouth	91 88		
									230  UMBC	56  67		
									231  Colgate	75 67		
									233  Richmond	65 58		
									242  Loyola Maryland	65 53		
									250  Stony Brook	53  55		
									315  NJIT	65 51		
									333  LIU Brooklyn	66 57		
									338  Cal St. Fullerton	61 46		
									340  UMass Lowell	76 57		
LAST 12 Division I GAMES:												
159  Brown	60  69	315  NJIT	65 51									
151  Yale	72 68	102  Long Beach St.	60  73									
35  Harvard	68  70	338  Cal St. Fullerton	61 46									
213  Dartmouth	91 88	333  LIU Brooklyn	66 57									
91  Cornell	55  69	206  Binghamton	75 65									
91  Cornell	70  77	169  Providence	66 64									

Non-Div I Games:

Columbia

Average RPI Win: 308		WON-LOST	WINNING	LAST 10	STRENGTH OF	OPP. STRENGTH	TEAM	ADJ.	CONF.	ADJ CONF.
Average RPI Loss: 161		RECORD	PCT. RANK	GAMES	SCHEDULE	OF SCHEDULE	RPI	RPI	RPI	RPI
DIV. I ONLY		5- 17	307	5- 5	211	294	294	294	32	32
DIV. I NON-CONF.		0- 12	335	0- 2	48	95	293	293	31	31
TOTALS	RPI 1-25	RPI 26-50		W-L RECORDS		RPI 51-100	RPI 101-150	RPI 150+		
5- 17	0- 1	0- 1		OVERALL		0- 4	0- 2	5- 9		
3- 3	0- 0	0- 0		HOME		0- 0	0- 1	3- 2		
2- 13	0- 1	0- 1		AWAY		0- 4	0- 1	2- 6		
0- 1	0- 0	0- 0		NEUTRAL		0- 0	0- 0	0- 1		
0- 12	0- 1	0- 1		NON-CONFERENCE		0- 4	0- 2	0- 4		
0- 1	0- 0	0- 0		HOME		0- 0	0- 1	0- 0		
0- 10	0- 1	0- 1		AWAY		0- 4	0- 1	0- 3		
0- 1	0- 0	0- 0		NEUTRAL		0- 0	0- 0	0- 1		
5- 5	0- 0	0- 0		CONFERENCE		0- 0	0- 0	5- 5		
3- 2	0- 0	0- 0		HOME		0- 0	0- 0	3- 2		
2- 3	0- 0	0- 0		AWAY		0- 0	0- 0	2- 3		
0- 0	0- 0	0- 0		NEUTRAL		0- 0	0- 0	0- 0		

RPI 1-25				RPI 26-50				RPI 51-100				RPI 101+				Team's RPI: 294	
RPI	S	Opponent	Score	RPI	S	Opponent	Score	RPI	S	Opponent	Score	RPI	S	Opponent	Score		
20	A	Miami (FL)	35 75	34	A	Syracuse	30 76	55	A	George Washington	46 77	107	H	SFA	57 72		
								59	A	West Virginia	39 69	129	A	VCU	44 73		
								69	A	Virginia	40 103	156	A	Hampton	54 78		
								85	A	North Carolina	55 90	166	A	Towson	65 69		
												186	N	ETSU	58 70		
												230	A	UMBC	63 73		
												238	A	UMES	55 49		
												247	A	Bethune-Cookman	52 71		
												256	A	Howard	58 66		
												269	H	Norfolk St.	45 49		
												277	H	N.C. A&T	65 57		
												319	A	Mt. St. Mary's	48 54		
												339	H	South Carolina St.	70 54		
												341	A	Florida A&M	70 62		
												344	H	N.C. Central	46 58		
												347	H	Morgan St.	61 45		
LAST 12 Division I GAMES:																	
344	H	N.C. Central	46 58	277	H	N.C. A&T	65 57										
238	A	UMES	55 49	247	A	Bethune-Cookman	52 71										
156	A	Hampton	54 78	341	A	Florida A&M	70 62										
347	H	Morgan St.	61 45	339	H	South Carolina St.	70 54										
269	H	Norfolk St.	45 49	230	A	UMBC	63 73										
256	A	Howard	58 66	85	A	North Carolina	55 90										

Non-Div I Games:

Coppin St.

Loss, Non-Conf, S Site, H Home A Away N Neutral

Average RPI Win: <b>215</b>	WON-LOST	WINNING	LAST 10	STRENGTH OF	OPP. STRENGTH	TEAM	ADJ.	CONF.	ADJ CONF.
Average RPI Loss: <b>148</b>	RECORD	PCT. RANK	GAMES	SCHEDULE	OF SCHEDULE	RPI	RPI	RPI	RPI
DIV. I ONLY	12- 7	109	6- 4	138	275	91	91	9	9
DIV. I NON-CONF.	9- 4	85	4- 2	243	320	120	120	9	9
-----									
TOTALS	RPI 1-25	RPI 26-50	W-L RECORDS	RPI 51-100	RPI 101-150	RPI 150+			
12- 7	0- 0	0- 1	OVERALL	1- 1	2- 1	9- 4			
5- 1	0- 0	0- 0	HOME	1- 1	1- 0	3- 0			
7- 6	0- 0	0- 1	AWAY	0- 0	1- 1	6- 4			
0- 0	0- 0	0- 0	NEUTRAL	0- 0	0- 0	0- 0			
9- 4	0- 0	0- 0	NON-CONFERENCE	1- 1	0- 1	8- 2			
4- 1	0- 0	0- 0	HOME	1- 1	0- 0	3- 0			
5- 3	0- 0	0- 0	AWAY	0- 0	0- 1	5- 2			
0- 0	0- 0	0- 0	NEUTRAL	0- 0	0- 0	0- 0			
3- 3	0- 0	0- 1	CONFERENCE	0- 0	2- 0	1- 2			
1- 0	0- 0	0- 0	HOME	0- 0	1- 0	0- 0			
2- 3	0- 0	0- 1	AWAY	0- 0	1- 0	1- 2			
0- 0	0- 0	0- 0	NEUTRAL	0- 0	0- 0	0- 0			

RPI 1-25			RPI 26-50			RPI 51-100			Team's RPI: 91	RPI 101+		
RPI	S	Opponent	Score	RPI	S	Opponent	Score	RPI	S	Opponent	Score	RPI
				35	A	Harvard	59 <b>62</b>	70	H	Drexel	53 <b>63</b>	141
								96	H	New Hampshire	61 56	A
										Pittsburgh	44 <b>56</b>	A
										Columbia	69 55	A
										Columbia	77 70	H
										Yale	76 63	A
										Brown	67 <b>72</b>	A
										Towson	63 <b>68</b>	A
										Binghamton	54 51	A
										Saint Francis (PA)	78 72	A
										Dartmouth	74 <b>84</b>	A
										Colgate	70 57	A
										Loyola Maryland	58 50	H
										Canisius	60 43	H
										Stony Brook	65 <b>66</b>	A
										Howard	67 55	H
										Youngstown St.	80 75	A
										Delaware St.	72 51	A
LAST 12 Division I GAMES:												
151	A	Yale	76 63	345	A	Delaware St.	72 51					
159	A	Brown	67 <b>72</b>	206	A	Binghamton	54 51					
213	A	Dartmouth	74 <b>84</b>	250	A	Stony Brook	65 <b>66</b>					
35	A	Harvard	59 <b>62</b>	244	H	Canisius	60 43					
144	A	Columbia	69 55	314	A	Youngstown St.	80 75					
144	H	Columbia	77 70	70	H	Drexel	53 <b>63</b>					

Non-Div I Games:

Cornell

Creighton

Through Games Of Feb. 8, 2017

Average RPI Win:	114	WON-LOST	WINNING	LAST 10	STRENGTH OF	OPP. STRENGTH	TEAM	ADJ.	CONF.	ADJ CONF.
Average RPI Loss:	58	RECORD	PCT. RANK	GAMES	SCHEDULE	OF SCHEDULE	RPI	RPI	RPI	RPI
DIV. I ONLY	17- 6	41	8- 2	41	33	21	21	7	7	
DIV. I NON-CONF.	6- 4	126	0- 0	64	27	67	67	7	7	
TOTALS	RPI 1-25	RPI 26-50	W-L RECORDS	RPI 51-100	RPI 101-150	RPI 150+				
17- 6	0- 2	5- 2	OVERALL	4- 1	1- 0	7- 1				
9- 1	0- 1	3- 0	HOME	1- 0	1- 0	4- 0				
7- 4	0- 1	2- 1	AWAY	2- 1	0- 0	3- 1				
1- 1	0- 0	0- 1	NEUTRAL	1- 0	0- 0	0- 0				
6- 4	0- 0	1- 2	NON-CONFERENCE	1- 1	1- 0	3- 1				
4- 0	0- 0	1- 0	HOME	0- 0	1- 0	2- 0				
1- 3	0- 0	0- 1	AWAY	0- 1	0- 0	1- 1				
1- 1	0- 0	0- 1	NEUTRAL	1- 0	0- 0	0- 0				
11- 2	0- 2	4- 0	CONFERENCE	3- 0	0- 0	4- 0				
5- 1	0- 1	2- 0	HOME	1- 0	0- 0	2- 0				
6- 1	0- 1	2- 0	AWAY	2- 0	0- 0	2- 0				
0- 0	0- 0	0- 0	NEUTRAL	0- 0	0- 0	0- 0				

RPI S Opponent	Score	RPI S Opponent	Score	RPI S Opponent	Score	RPI S Opponent	Score
15 A DePaul	65 79	30 N Missouri	63 72	56 A UNI	49 50	149 H Kansas	69 49
15 H DePaul	56 60	32 H Drake	80 77	57 N Dayton	56 53	164 H Omaha	82 45
		38 A South Dakota St.	56 63	63 A St. John's (NY)	55 43	169 A Providence	58 51
		43 A Marquette	83 63	66 A Villanova	47 44	171 H Xavier	63 52
		43 H Marquette	80 77	66 H Villanova	60 46	181 A Seton Hall	70 60
		46 A Georgetown	67 59			182 H Nebraska	80 64
		46 H Georgetown	70 68			196 A Wichita St.	54 62
						232 H Butler	67 52
						235 A Marist	72 50
LAST 12 Division I GAMES:							
46 A Georgetown	67 59	169 A Providence	58 51				
66 A Villanova	47 44	66 H Villanova	60 46				
43 H Marquette	80 77	46 H Georgetown	70 68				
15 H DePaul	56 60	15 A DePaul	65 79				
181 A Seton Hall	70 60	43 A Marquette	83 63				
63 A St. John's (NY)	55 43	171 H Xavier	63 52				

Non-Div I Games:

Creighton

Loss, Non-Conf, S Site, H Home A Away N Neutral

Average RPI Win:	236	WON-LOST	WINNING	LAST 10	STRENGTH OF	OPP. STRENGTH	TEAM	ADJ.	CONF.	ADJ CONF.
Average RPI Loss:	142	RECORD	PCT. RANK	GAMES	SCHEDULE	OF SCHEDULE	RPI	RPI	RPI	RPI
DIV. I ONLY	6- 13	277	3- 7	106	239	213	213	9	9	
DIV. I NON-CONF.	5- 8	218	2- 4	231	304	230	230	9	9	
TOTALS	RPI 1-25	RPI 26-50	W-L RECORDS	RPI 51-100	RPI 101-150	RPI 150+				
6- 13	0- 0	0- 2	OVERALL	1- 1	1- 5	4- 5				
4- 4	0- 0	0- 1	HOME	1- 0	1- 1	2- 2				
2- 9	0- 0	0- 1	AWAY	0- 1	0- 4	2- 3				
0- 0	0- 0	0- 0	NEUTRAL	0- 0	0- 0	0- 0				
5- 8	0- 0	0- 0	NON-CONFERENCE	0- 1	1- 3	4- 4				
3- 2	0- 0	0- 0	HOME	0- 0	1- 0	2- 2				
2- 6	0- 0	0- 0	AWAY	0- 1	0- 3	2- 2				
0- 0	0- 0	0- 0	NEUTRAL	0- 0	0- 0	0- 0				
1- 5	0- 0	0- 2	CONFERENCE	1- 0	0- 2	0- 1				
1- 2	0- 0	0- 1	HOME	1- 0	0- 1	0- 0				
0- 3	0- 0	0- 1	AWAY	0- 0	0- 1	0- 1				
0- 0	0- 0	0- 0	NEUTRAL	0- 0	0- 0	0- 0				

RPI 1-25				RPI 26-50				RPI 51-100				RPI 101+				Team's RPI: 213	
RPI	S	Opponent	Score	RPI	S	Opponent	Score	RPI	S	Opponent	Score	RPI	S	Opponent	Score		
				35	A	Harvard	65 70	91	H	Cornell	84 74	119	A	Penn	38 68		
				35	H	Harvard	61 70	96	A	New Hampshire	47 64	123	A	Maine	55 60		
												132	A	Old Dominion	56 82		
												133	A	William & Mary	50 63		
												144	H	Columbia	88 91		
												146	H	Albany (NY)	69 61		
												168	H	Army West Point	60 68		
												172	A	Princeton	55 85		
												175	A	Boston College	53 65		
												235	H	Marist	61 66		
												267	A	Boston U.	61 49		
												274	A	Vermont	54 59		
												296	A	Rhode Island	62 52		
												305	H	Central Conn. St.	61 51		
												313	H	Holy Cross	53 49		
LAST 12 Division I GAMES:																	
				119	A	Penn	38 68	96	A	New Hampshire	47 64						
				172	A	Princeton	55 85	146	H	Albany (NY)	69 61						
				91	H	Cornell	84 74	175	A	Boston College	53 65						
				144	H	Columbia	88 91	296	A	Rhode Island	62 52						
				35	H	Harvard	61 70	235	H	Marist	61 66						
				35	A	Harvard	65 70	123	A	Maine	55 60						

Non-Div I Games:

Dartmouth

■ Loss, 
■ Non-Conf, 
■ S Site, 
■ H Home 
■ A Away 
N Neutral

Average RPI Win:	<b>252</b>	WON-LOST	WINNING	LAST 10	STRENGTH OF	OPP. STRENGTH	TEAM	ADJ.	CONF.	ADJ CONF.
Average RPI Loss:	<b>144</b>	RECORD	PCT. RANK	GAMES	SCHEDULE	OF SCHEDULE	RPI	RPI	RPI	RPI
DIV. I ONLY	<b>4- 20</b>	<b>322</b>	<b>2- 8</b>	<b>83</b>	<b>251</b>	<b>284</b>	<b>284</b>	<b>12</b>	<b>12</b>	
DIV. I NON-CONF.	<b>2- 10</b>	<b>305</b>	<b>0- 0</b>	<b>59</b>	<b>318</b>	<b>279</b>	<b>279</b>	<b>12</b>	<b>12</b>	
TOTALS	RPI 1-25	RPI 26-50	W-L RECORDS	RPI 51-100	RPI 101-150	RPI 150+				
4- 20	0- 0	0- 1	OVERALL	0- 4	0- 6	4- 9				
3- 9	0- 0	0- 0	HOME	0- 1	0- 4	3- 4				
1- 9	0- 0	0- 1	AWAY	0- 2	0- 2	1- 4				
0- 2	0- 0	0- 0	NEUTRAL	0- 1	0- 0	0- 1				
2- 10	0- 0	0- 1	NON-CONFERENCE	0- 2	0- 3	2- 4				
2- 4	0- 0	0- 0	HOME	0- 0	0- 3	2- 1				
0- 4	0- 0	0- 1	AWAY	0- 1	0- 0	0- 2				
0- 2	0- 0	0- 0	NEUTRAL	0- 1	0- 0	0- 1				
2- 10	0- 0	0- 0	CONFERENCE	0- 2	0- 3	2- 5				
1- 5	0- 0	0- 0	HOME	0- 1	0- 1	1- 3				
1- 5	0- 0	0- 0	AWAY	0- 1	0- 2	1- 2				
0- 0	0- 0	0- 0	NEUTRAL	0- 0	0- 0	0- 0				

RPI S	Opponent	Score	RPI S	Opponent	Score	RPI S	Opponent	Score	RPI S	Opponent	Score	Team's RPI: 284
47	A Michigan St.	34 <b>70</b>	55	A George Washington	62 <b>76</b>	103	H Mercer	60 <b>67</b>				
			57	H Dayton	52 <b>68</b>	109	A Duquesne	51 <b>73</b>				
			71	N Toledo	41 <b>76</b>	114	H Saint Louis	69 <b>106</b>				
			87	A Charlotte	79 <b>93</b>	120	A Fordham	72 <b>85</b>				
						136	H UCF	38 <b>57</b>				
						139	H Radford	40 <b>44</b>				
						162	H La Salle	58 <b>65</b>				
						163	A George Mason	55 <b>59</b>				
						163	H George Mason	58 54				
						174	A Western Mich.	63 <b>76</b>				
						186	A ETSU	56 <b>76</b>				
						190	N Idaho St.	58 <b>70</b>				
						221	H UNCW	58 <b>67</b>				
						224	A St. Bonaventure	51 <b>70</b>				
						233	H Richmond	52 <b>61</b>				
						255	H Furman	71 61				
						290	H High Point	82 72				
						298	A Massachusetts	63 59				
						298	H Massachusetts	60 <b>61</b>				
LAST 12 Division I GAMES:												
163	A George Mason	55 <b>59</b>	163	H George Mason	58 54							
298	A Massachusetts	63 59	55	A George Washington	62 <b>76</b>							
57	H Dayton	52 <b>68</b>	298	H Massachusetts	60 <b>61</b>							
233	H Richmond	52 <b>61</b>	109	A Duquesne	51 <b>73</b>							
224	A St. Bonaventure	51 <b>70</b>	120	A Fordham	72 <b>85</b>							
162	H La Salle	58 <b>65</b>	114	H Saint Louis	69 <b>106</b>							

Non-Div I Games:

Davidson

■ Loss, 
 ■ Non-Conf, 
 S Site, 
 ■ Home 
 ■ Away 
 N Neutral

Average RPI Win:	<b>184</b>	WON-LOST	WINNING	LAST 10	STRENGTH OF	OPP. STRENGTH	TEAM	ADJ.	CONF.	ADJ CONF.
Average RPI Loss:	<b>59</b>	RECORD	PCT. RANK	GAMES	SCHEDULE	OF SCHEDULE	RPI	RPI	RPI	RPI
DIV. I ONLY	<b>17- 7</b>	<b>64</b>	<b>10- 0</b>	<b>112</b>	<b>80</b>	<b>57</b>	<b>57</b>	<b>12</b>	<b>12</b>	
DIV. I NON-CONF.	<b>6- 6</b>	<b>165</b>	<b>0- 1</b>	<b>54</b>	<b>12</b>	<b>87</b>	<b>87</b>	<b>12</b>	<b>12</b>	
TOTALS	RPI 1-25	RPI 26-50	W-L RECORDS	RPI 51-100	RPI 101-150	RPI 150+				
17- 7	1- 2	0- 2	OVERALL	1- 2	5- 0	10- 1				
6- 3	0- 0	0- 1	HOME	1- 1	1- 0	4- 1				
8- 2	0- 1	0- 0	AWAY	0- 1	3- 0	5- 0				
3- 2	1- 1	0- 1	NEUTRAL	0- 0	1- 0	1- 0				
6- 6	1- 2	0- 2	NON-CONFERENCE	0- 2	1- 0	4- 0				
1- 2	0- 0	0- 1	HOME	0- 1	0- 0	1- 0				
2- 2	0- 1	0- 0	AWAY	0- 1	0- 0	2- 0				
3- 2	1- 1	0- 1	NEUTRAL	0- 0	1- 0	1- 0				
11- 1	0- 0	0- 0	CONFERENCE	1- 0	4- 0	6- 1				
5- 1	0- 0	0- 0	HOME	1- 0	1- 0	3- 1				
6- 0	0- 0	0- 0	AWAY	0- 0	3- 0	3- 0				
0- 0	0- 0	0- 0	NEUTRAL	0- 0	0- 0	0- 0				

RPI 1-25				RPI 26-50				RPI 51-100 Team's RPI: 57				RPI 101+			
RPI	S	Opponent	Score	RPI	S	Opponent	Score	RPI	S	Opponent	Score	RPI	S	Opponent	Score
1	A	UConn	65 <b>98</b>	41	N	Georgia Tech	68 <b>81</b>	55	H	George Washington	50 48	109	A	Duquesne	75 64
19	N	Texas A&M	74 57	49	H	Quinnipiac	60 <b>63</b>	69	A	Virginia	56 <b>66</b>	111	H	Saint Joseph's	64 59
21	N	Creighton	53 <b>56</b>					71	H	Toledo	72 <b>76</b>	114	A	Saint Louis	78 67
												129	A	VCU	68 48
												132	N	Old Dominion	77 69
												162	H	La Salle	51 <b>54</b>
												163	A	George Mason	60 48
												172	A	Princeton	62 56
												205	A	Wisconsin	83 64
												224	A	St. Bonaventure	62 60
												233	H	Richmond	55 39
												240	N	Liberty	82 53
												284	A	Davidson	68 52
												296	H	Rhode Island	81 51
												298	H	Massachusetts	77 65
												347	H	Morgan St.	61 42
LAST 12 Division I GAMES:															
233	H	Richmond	55 39	114	A	Saint Louis	78 67								
129	A	VCU	68 48	109	A	Duquesne	75 64								
284	A	Davidson	68 52	55	H	George Washington	50 48								
296	H	Rhode Island	81 51	224	A	St. Bonaventure	62 60								
163	A	George Mason	60 48	298	H	Massachusetts	77 65								
111	H	Saint Joseph's	64 59	69	A	Virginia	56 <b>66</b>								

Non-Div I Games:

Dayton

■ Loss, 
 ■ Non-Conf, S Site, 
 ■ Home 
 ■ Away 
 N Neutral



Average RPI Win:	141	WON-LOST	WINNING	LAST 10	STRENGTH OF	OPP. STRENGTH	TEAM	ADJ.	CONF.	ADJ CONF.
Average RPI Loss:	16	RECORD	PCT. RANK	GAMES	SCHEDULE	OF SCHEDULE	RPI	RPI	RPI	RPI
DIV. I ONLY	20- 5	21	9- 1	32	44	15	15	7	7	
DIV. I NON-CONF.	8- 4	97	0- 0	15	18	33	33	7	7	
TOTALS	RPI 1-25	RPI 26-50	W-L RECORDS	RPI 51-100	RPI 101-150	RPI 150+				
20- 5	2- 4	2- 1	OVERALL	5- 0	0- 0	11- 0				
11- 2	1- 1	0- 1	HOME	2- 0	0- 0	8- 0				
7- 2	1- 2	1- 0	AWAY	2- 0	0- 0	3- 0				
2- 1	0- 1	1- 0	NEUTRAL	1- 0	0- 0	0- 0				
8- 4	0- 4	1- 0	NON-CONFERENCE	2- 0	0- 0	5- 0				
5- 1	0- 1	0- 0	HOME	1- 0	0- 0	4- 0				
1- 2	0- 2	0- 0	AWAY	0- 0	0- 0	1- 0				
2- 1	0- 1	1- 0	NEUTRAL	1- 0	0- 0	0- 0				
12- 1	2- 0	1- 1	CONFERENCE	3- 0	0- 0	6- 0				
6- 1	1- 0	0- 1	HOME	1- 0	0- 0	4- 0				
6- 0	1- 0	1- 0	AWAY	2- 0	0- 0	2- 0				
0- 0	0- 0	0- 0	NEUTRAL	0- 0	0- 0	0- 0				

RPI	S	Opponent	Score
1	A	UConn	46 91
2	H	Notre Dame	61 75
9	N	Baylor	72 104
21	A	Creighton	60 56
21	H	Creighton	79 65
23	A	Temple	74 84

RPI	S	Opponent	Score
34	N	Syracuse	108 84
43	H	Marquette	101 102
46	A	Georgetown	76 53

RPI	S	Opponent	Score
51	H	Northwestern	89 66
63	A	St. John's (NY)	78 66
63	H	St. John's (NY)	54 51
66	A	Villanova	80 50
82	N	Western Ky.	77 69

RPI	S	Opponent	Score
169	A	Providence	64 55
169	H	Providence	61 56
171	H	Xavier	85 69
181	A	Seton Hall	96 65
181	H	Seton Hall	86 60
185	H	Appalachian St.	99 58
204	H	UAB	90 80
232	H	Butler	100 69
266	H	UT Martin	100 68
288	H	Prairie View	94 62
317	A	Loyola Chicago	107 46

## LAST 12 Division I GAMES:

181	H	Seton Hall	86 60	232	H	Butler	100 69
63	H	St. John's (NY)	54 51	63	A	St. John's (NY)	78 66
169	A	Providence	64 55	181	A	Seton Hall	96 65
21	A	Creighton	60 56	21	H	Creighton	79 65
43	H	Marquette	101 102	169	H	Providence	61 56
171	H	Xavier	85 69	66	A	Villanova	80 50

Non-Div I Games:

DePaul

Average RPI Win:	191	WON-LOST	WINNING	LAST 10	STRENGTH OF	OPP. STRENGTH	TEAM	ADJ.	CONF.	ADJ CONF.
Average RPI Loss:	94	RECORD	PCT. RANK	GAMES	SCHEDULE	OF SCHEDULE	RPI	RPI	RPI	RPI
DIV. I ONLY	13- 9	126	7- 3	78	151	116	116	8	8	
DIV. I NON-CONF.	6- 5	148	0- 1	87	264	152	152	8	8	
TOTALS	RPI 1-25	RPI 26-50	W-L RECORDS	RPI 51-100	RPI 101-150	RPI 150+				
13- 9	0- 0	0- 4	OVERALL	0- 1	1- 2	12- 2				
7- 6	0- 0	0- 2	HOME	0- 1	0- 1	7- 2				
6- 1	0- 0	0- 1	AWAY	0- 0	1- 0	5- 0				
0- 2	0- 0	0- 1	NEUTRAL	0- 0	0- 1	0- 0				
6- 5	0- 0	0- 2	NON-CONFERENCE	0- 0	0- 1	6- 2				
4- 3	0- 0	0- 1	HOME	0- 0	0- 0	4- 2				
2- 0	0- 0	0- 0	AWAY	0- 0	0- 0	2- 0				
0- 2	0- 0	0- 1	NEUTRAL	0- 0	0- 1	0- 0				
7- 4	0- 0	0- 2	CONFERENCE	0- 1	1- 1	6- 0				
3- 3	0- 0	0- 1	HOME	0- 1	0- 1	3- 0				
4- 1	0- 0	0- 1	AWAY	0- 0	1- 0	3- 0				
0- 0	0- 0	0- 0	NEUTRAL	0- 0	0- 0	0- 0				

RPI S	Opponent	Score	RPI S	Opponent	Score	RPI S	Opponent	Score	RPI S	Opponent	Score	Team's RPI: 116
29	A Elon	42 69	42	H James Madison	51 66	70	H Drexel	44 54	133	A William & Mary	68 54	
46	H Georgetown	46 54	46	H Georgetown	46 54				133	H William & Mary	49 60	
47	N Michigan St.	64 81	47	N Michigan St.	64 81				148	N Detroit	64 66	
									163	H George Mason	67 51	
									166	A Towson	73 67	
									167	H Hartford	66 67	
									168	H Army West Point	47 61	
									172	H Princeton	66 62	
									177	H Col. of Charleston	71 66	
									180	A Hofstra	73 56	
									184	H Northeastern	65 53	
									189	A American	56 55	
									214	H Robert Morris	67 65	
									221	A UNCW	63 52	
									221	H UNCW	57 40	
									224	H St. Bonaventure	43 40	
									242	A Loyola Maryland	47 45	
LAST 12 Division I GAMES:												
70	H Drexel	44 54	180	A Hofstra	73 56							
221	H UNCW	57 40	42	H James Madison	51 66							
166	A Towson	73 67	29	A Elon	42 69							
133	A William & Mary	68 54	221	A UNCW	63 52							
177	H Col. of Charleston	71 66	133	H William & Mary	49 60							
184	H Northeastern	65 53	167	H Hartford	66 67							

Non-Div I Games:

Delaware

■ Loss, 
 ■ Non-Conf, S Site, 
 ■ Home 
 ■ Away 
 N Neutral

Average RPI Win:	342	WON-LOST	WINNING	LAST 10	STRENGTH OF	OPP. STRENGTH	TEAM	ADJ.	CONF.	ADJ CONF.
Average RPI Loss:	216	RECORD	PCT. RANK	GAMES	SCHEDULE	OF SCHEDULE	RPI	RPI	RPI	RPI
DIV. I ONLY	3- 21	335	2- 8	336	326	345	345	32	32	
DIV. I NON-CONF.	1- 12	332	0- 1	253	239	327	327	31	31	
TOTALS	RPI 1-25	RPI 26-50	W-L RECORDS	RPI 51-100	RPI 101-150	RPI 150+				
3- 21	0- 0	0- 1	OVERALL	0- 3	0- 2	3- 15				
1- 7	0- 0	0- 0	HOME	0- 1	0- 1	1- 5				
2- 14	0- 0	0- 1	AWAY	0- 2	0- 1	2- 10				
0- 0	0- 0	0- 0	NEUTRAL	0- 0	0- 0	0- 0				
1- 12	0- 0	0- 1	NON-CONFERENCE	0- 3	0- 2	1- 6				
0- 3	0- 0	0- 0	HOME	0- 1	0- 1	0- 1				
1- 9	0- 0	0- 1	AWAY	0- 2	0- 1	1- 5				
0- 0	0- 0	0- 0	NEUTRAL	0- 0	0- 0	0- 0				
2- 9	0- 0	0- 0	CONFERENCE	0- 0	0- 0	2- 9				
1- 4	0- 0	0- 0	HOME	0- 0	0- 0	1- 4				
1- 5	0- 0	0- 0	AWAY	0- 0	0- 0	1- 5				
0- 0	0- 0	0- 0	NEUTRAL	0- 0	0- 0	0- 0				

RPI 1-25	RPI 26-50	RPI 51-100	RPI 101+	Team's RPI: 345
RPI S Opponent Score	RPI S Opponent Score	RPI S Opponent Score	RPI S Opponent Score	Score
	45 A Virginia Tech 48 88	70 A Drexel 44 69	133 A William & Mary 48 82	
		72 A Iowa St. 57 88	148 H Detroit 71 90	
		91 H Cornell 51 72	156 H Hampton 52 83	
			162 A La Salle 38 78	
			171 A Xavier 53 86	
			180 A Hofstra 44 64	
			247 A Bethune-Cookman 58 72	
			260 A Savannah St. 57 64	
			269 H Norfolk St. 74 82	
			277 A N.C. A&T 44 83	
			277 H N.C. A&T 60 68	
			304 A Lehigh 80 91	
			315 H NJIT 43 57	
			335 A Longwood 77 88	
			339 A South Carolina St. 72 70	
			341 A Florida A&M 61 69	
			341 H Florida A&M 56 65	
			343 A Wagner 61 49	
			344 A N.C. Central 63 68	
			344 H N.C. Central 55 51	
LAST 12 Division I GAMES:				
341 A Florida A&M 61 69	339 A South Carolina St. 72 70			
247 A Bethune-Cookman 58 72	269 H Norfolk St. 74 82			
277 H N.C. A&T 60 68	156 H Hampton 52 83			
344 H N.C. Central 55 51	344 A N.C. Central 63 68			
341 H Florida A&M 56 65	277 A N.C. A&T 44 83			
260 A Savannah St. 57 64	91 H Cornell 51 72			

Non-Div I Games:

Delaware St.

■ Loss, 
 ■ Non-Conf, 
 ■ S Site, 
 ■ H Home 
 ■ A Away 
 N Neutral
















































Average RPI Win: <b>290</b>	WON-LOST	WINNING	LAST 10	STRENGTH OF	OPP. STRENGTH	TEAM	ADJ.	CONF.	ADJ CONF.
Average RPI Loss: <b>147</b>	RECORD	PCT. RANK	GAMES	SCHEDULE	OF SCHEDULE	RPI	RPI	RPI	RPI
DIV. I ONLY	6- 18	301	3- 7	224	233	301	301	11	11
DIV. I NON-CONF.	3- 10	280	0- 1	296	309	333	333	10	10
TOTALS	RPI 1-25	RPI 26-50	W-L RECORDS	RPI 51-100	RPI 101-150	RPI 150+			
6- 18	0- 0	0- 1	OVERALL	0- 7	1- 2	5- 8			
4- 7	0- 0	0- 1	HOME	0- 2	0- 0	4- 4			
2- 10	0- 0	0- 0	AWAY	0- 2	1- 1	1- 1			
0- 1	0- 0	0- 0	NEUTRAL	0- 1	0- 0	0- 0			
3- 10	0- 0	0- 0	NON-CONFERENCE	0- 2	0- 2	3- 6			
3- 2	0- 0	0- 0	HOME	0- 0	0- 0	3- 2			
0- 7	0- 0	0- 0	AWAY	0- 1	0- 2	0- 4			
0- 1	0- 0	0- 0	NEUTRAL	0- 1	0- 0	0- 0			
3- 8	0- 0	0- 1	CONFERENCE	0- 5	1- 0	2- 2			
1- 5	0- 0	0- 1	HOME	0- 2	0- 0	1- 2			
2- 3	0- 0	0- 0	AWAY	0- 3	1- 0	1- 0			
0- 0	0- 0	0- 0	NEUTRAL	0- 0	0- 0	0- 0			

RPI S	Opponent	Score	RPI S	Opponent	Score	RPI S	Opponent	Score	RPI S	Opponent	Score	Team's RPI: 301
38	H South Dakota St.	63 <b>72</b>	56	N UNI	68 <b>79</b>	105	A Wyoming	49 <b>59</b>				
			60	A South Dakota	64 <b>70</b>	112	A Northern Colo.	48 <b>68</b>				
			60	H South Dakota	44 <b>53</b>	134	A Oral Roberts	47 45				
			73	A Colorado St.	49 <b>76</b>	164	H Omaha	73 <b>82</b>				
			78	A IUPUI	49 <b>71</b>	184	H Northeastern	69 <b>72</b>				
			78	H IUPUI	45 <b>67</b>	190	A Idaho St.	64 <b>65</b>				
			94	A Western Ill.	62 <b>87</b>	215	H Seattle U	72 <b>75</b>				
						223	A Grand Canyon	70 <b>73</b>				
						281	H North Dakota St.	80 <b>86</b>				
						297	A Northern Ariz.	67 <b>82</b>				
						308	H Pepperdine	75 67				
						311	H Air Force	65 52				
						323	A Fort Wayne	78 72				
						323	H Fort Wayne	78 50				
						331	A Utah Valley	58 <b>72</b>				
						338	H Cal St. Fullerton	77 58				
LAST 12 Division I GAMES:												
78	H IUPUI	45 <b>67</b>	78	A IUPUI	49 <b>71</b>							
323	H Fort Wayne	78 50	323	A Fort Wayne	78 72							
60	H South Dakota	44 <b>53</b>	94	A Western Ill.	62 <b>87</b>							
134	A Oral Roberts	47 45	281	H North Dakota St.	80 <b>86</b>							
164	H Omaha	73 <b>82</b>	60	A South Dakota	64 <b>70</b>							
38	H South Dakota St.	63 <b>72</b>	184	H Northeastern	69 <b>72</b>							

Non-Div I Games:

Denver

Average RPI Win: <b>222</b>	WON-LOST	WINNING	LAST 10	STRENGTH OF	OPP. STRENGTH	TEAM	ADJ.	CONF.	ADJ CONF.
Average RPI Loss: <b>137</b>	RECORD	PCT. RANK	GAMES	SCHEDULE	OF SCHEDULE	RPI	RPI	RPI	RPI
DIV. I ONLY	<b>13- 10</b>	<b>135</b>	<b>7- 3</b>	<b>201</b>	<b>183</b>	<b>148</b>	<b>148</b>	<b>20</b>	<b>20</b>
DIV. I NON-CONF.	<b>4- 7</b>	<b>224</b>	<b>0- 0</b>	<b>261</b>	<b>99</b>	<b>222</b>	<b>222</b>	<b>20</b>	<b>20</b>
TOTALS	RPI 1-25	RPI 26-50	W-L RECORDS	RPI 51-100	RPI 101-150	RPI 150+			
13- 10	0- 0	1- 1	OVERALL	0- 2	2- 2	10- 5			
8- 2	0- 0	1- 0	HOME	0- 0	1- 0	6- 2			
4- 8	0- 0	0- 1	AWAY	0- 2	0- 2	4- 3			
1- 0	0- 0	0- 0	NEUTRAL	0- 0	1- 0	0- 0			
4- 7	0- 0	0- 0	NON-CONFERENCE	0- 2	2- 1	2- 4			
1- 2	0- 0	0- 0	HOME	0- 0	1- 0	0- 2			
2- 5	0- 0	0- 0	AWAY	0- 2	0- 1	2- 2			
1- 0	0- 0	0- 0	NEUTRAL	0- 0	1- 0	0- 0			
9- 3	0- 0	1- 1	CONFERENCE	0- 0	0- 1	8- 1			
7- 0	0- 0	1- 0	HOME	0- 0	0- 0	6- 0			
2- 3	0- 0	0- 1	AWAY	0- 0	0- 1	2- 1			
0- 0	0- 0	0- 0	NEUTRAL	0- 0	0- 0	0- 0			

RPI S	Opponent	Score	RPI S	Opponent	Score	RPI S	Opponent	Score	RPI S	Opponent	Score
			33  Green Bay	55  60	54  Minnesota	91  111	110  Kent St.	73 52			
			33  Green Bay	76 72	71  Toledo	66  72	116 N Delaware	66 64			
							135  East Carolina	81  83			
							140  Wright St.	69  77			
							161  Oakland	80 71			
							163  George Mason	54  55			
							173  Milwaukee	69  81			
							173  Milwaukee	77 63			
							174  Western Mich.	65  75			
							194  Cleveland St.	66 54			
							198  CSUN	67  76			
							228  Bradley	60  70			
							264  Northern Ky.	55 53			
							264  Northern Ky.	57 49			
							271  Eastern Mich.	77 64			
							314  Youngstown St.	80 63			
							320  Valparaiso	85 60			
							325  Ill.-Chicago	98 76			
							345  Delaware St.	90 71			
LAST 12 Division I GAMES:											
			33  Green Bay	76 72	264  Northern Ky.	57 49					
			173  Milwaukee	77 63	173  Milwaukee	69  81					
			264  Northern Ky.	55 53	33  Green Bay	55  60					
			140  Wright St.	69  77	161  Oakland	80 71					
			194  Cleveland St.	66 54	325  Ill.-Chicago	98 76					
			314  Youngstown St.	80 63	320  Valparaiso	85 60					

Non-Div I Games:

Detroit

 Loss,  Non-Conf, S Site,  Home  Away N Neutral

## Drake

Through Games Of Feb. 8, 2017

Average RPI Win:	181	WON-LOST	WINNING	LAST 10	STRENGTH OF	OPP. STRENGTH	TEAM	ADJ.	CONF.	ADJ CONF.
Average RPI Loss:	39	RECORD	PCT. RANK	GAMES	SCHEDULE	OF SCHEDULE	RPI	RPI	RPI	RPI
DIV. I ONLY	17- 4	18	10- 0	100	104	32	32	16	16	
DIV. I NON-CONF.	6- 4	126	1- 0	14	13	22	22	14	14	
TOTALS	RPI 1-25	RPI 26-50	W-L RECORDS	RPI 51-100	RPI 101-150	RPI 150+				
17- 4	0- 1	1- 2	OVERALL	2- 1	3- 0	11- 0				
7- 0	0- 0	1- 0	HOME	1- 0	1- 0	4- 0				
9- 3	0- 1	0- 1	AWAY	1- 1	1- 0	7- 0				
1- 1	0- 0	0- 1	NEUTRAL	0- 0	1- 0	0- 0				
6- 4	0- 1	1- 2	NON-CONFERENCE	1- 1	3- 0	1- 0				
3- 0	0- 0	1- 0	HOME	1- 0	1- 0	0- 0				
2- 3	0- 1	0- 1	AWAY	0- 1	1- 0	1- 0				
1- 1	0- 0	0- 1	NEUTRAL	0- 0	1- 0	0- 0				
11- 0	0- 0	0- 0	CONFERENCE	1- 0	0- 0	10- 0				
4- 0	0- 0	0- 0	HOME	0- 0	0- 0	4- 0				
7- 0	0- 0	0- 0	AWAY	1- 0	0- 0	6- 0				
0- 0	0- 0	0- 0	NEUTRAL	0- 0	0- 0	0- 0				

RPI 1-25				RPI 26-50				Team's RPI: 32	RPI 51-100				RPI 101+			
RPI	S	Opponent	Score	RPI	S	Opponent	Score		RPI	S	Opponent	Score	RPI	S	Opponent	Score
21	A	Creighton	77 80	28	N	Auburn	80 85		56	A	UNI	88 79	105	H	Wyoming	63 50
				33	A	Green Bay	48 71		72	A	Iowa St.	67 75	138	A	North Dakota	99 91
				50	H	Iowa	81 76		88	H	Northern Ill.	95 86	143	N	Eastern Wash.	93 78
													153	A	Missouri St.	90 64
													179	A	Southern Ill.	71 60
													179	H	Southern Ill.	75 59
													182	A	Nebraska	84 70
													196	A	Wichita St.	83 78
													199	H	Indiana St.	76 62
													228	A	Bradley	93 60
													272	A	Evansville	73 48
													272	H	Evansville	82 65
													317	H	Loyola Chicago	89 46
													321	A	Illinois St.	87 36
LAST 12 Division I GAMES:																
272	A	Evansville	73 48	228	A	Bradley	93 60									
179	A	Southern Ill.	71 60	179	H	Southern Ill.	75 59									
56	A	UNI	88 79	272	H	Evansville	82 65									
199	H	Indiana St.	76 62	153	A	Missouri St.	90 64									
317	H	Loyola Chicago	89 46	196	A	Wichita St.	83 78									
321	A	Illinois St.	87 36	143	N	Eastern Wash.	93 78									

Non-Div I Games: Clarke 118 43

Drake

■ Loss, 
 ■ Non-Conf, S Site, 
 ■ Home 
 ■ Away 
 N Neutral

Average RPI Win:	180	WON-LOST	WINNING	LAST 10	STRENGTH OF	OPP. STRENGTH	TEAM	ADJ.	CONF.	ADJ CONF.
Average RPI Loss:	75	RECORD	PCT. RANK	GAMES	SCHEDULE	OF SCHEDULE	RPI	RPI	RPI	RPI
DIV. I ONLY	16- 6	52	6- 4	195	79	70	70	8	8	
DIV. I NON-CONF.	9- 2	37	1- 0	227	132	64	64	8	8	
TOTALS	RPI 1-25	RPI 26-50	W-L RECORDS	RPI 51-100	RPI 101-150	RPI 150+				
16- 6	0- 0	1- 3	OVERALL	2- 1	2- 1	11- 1				
9- 1	0- 0	1- 1	HOME	1- 0	1- 0	6- 0				
5- 5	0- 0	0- 2	AWAY	1- 1	1- 1	3- 1				
2- 0	0- 0	0- 0	NEUTRAL	0- 0	0- 0	2- 0				
9- 2	0- 0	1- 0	NON-CONFERENCE	2- 1	1- 1	5- 0				
5- 0	0- 0	1- 0	HOME	1- 0	1- 0	2- 0				
2- 2	0- 0	0- 0	AWAY	1- 1	0- 1	1- 0				
2- 0	0- 0	0- 0	NEUTRAL	0- 0	0- 0	2- 0				
7- 4	0- 0	0- 3	CONFERENCE	0- 0	1- 0	6- 1				
4- 1	0- 0	0- 1	HOME	0- 0	0- 0	4- 0				
3- 3	0- 0	0- 2	AWAY	0- 0	1- 0	2- 1				
0- 0	0- 0	0- 0	NEUTRAL	0- 0	0- 0	0- 0				

RPI 1-25				RPI 26-50				RPI 51-100				Team's RPI: 70	RPI 101+			
RPI	S	Opponent	Score	RPI	S	Opponent	Score	RPI	S	Opponent	Score		RPI	S	Opponent	Score
				29	A	Elon	65 75	65	A	Bucknell	66 78		108	A	Vanderbilt	63 73
				29	H	Elon	45 48	81	H	Penn St.	83 60		111	H	Saint Joseph's	60 49
				34	H	Syracuse	62 61	91	A	Cornell	63 53		116	A	Delaware	54 44
				42	A	James Madison	47 54						163	N	George Mason	82 71
													166	H	Towson	58 48
													177	A	Col. of Charleston	75 79
													177	H	Col. of Charleston	70 57
													180	H	Hofstra	65 43
													184	A	Northeastern	63 33
													184	H	Northeastern	74 51
													219	H	Niagara	69 57
													221	A	UNCW	71 38
													298	N	Massachusetts	65 47
													316	A	Lafayette	81 39
													345	H	Delaware St.	69 44
LAST 12 Division I GAMES:																
				116	A	Delaware	54 44	29	A	Elon	65 75					
				177	A	Col. of Charleston	75 79	221	A	UNCW	71 38					
				184	H	Northeastern	74 51	184	A	Northeastern	63 33					
				42	A	James Madison	47 54	29	H	Elon	45 48					
				180	H	Hofstra	65 43	166	H	Towson	58 48					
				177	H	Col. of Charleston	70 57	298	N	Massachusetts	65 47					

Non-Div I Games:

Drexel

Average RPI Win:	118	WON-LOST	WINNING	LAST 10	STRENGTH OF	OPP. STRENGTH	TEAM	ADJ.	CONF.	ADJ CONF.
Average RPI Loss:	38	RECORD	PCT. RANK	GAMES	SCHEDULE	OF SCHEDULE	RPI	RPI	RPI	RPI
DIV. I ONLY	20- 4	11	7- 3	35	14	10	10	3	3	
DIV. I NON-CONF.	12- 1	7	1- 0	108	32	10	10	4	4	
TOTALS	RPI 1-25	RPI 26-50	W-L RECORDS	RPI 51-100	RPI 101-150	RPI 150+				
20- 4	3- 2	3- 1	OVERALL	4- 0	4- 1	6- 0				
13- 0	3- 0	2- 0	HOME	3- 0	3- 0	2- 0				
7- 4	0- 2	1- 1	AWAY	1- 0	1- 1	4- 0				
0- 0	0- 0	0- 0	NEUTRAL	0- 0	0- 0	0- 0				
12- 1	2- 0	1- 0	NON-CONFERENCE	1- 0	3- 1	5- 0				
8- 0	2- 0	1- 0	HOME	1- 0	2- 0	2- 0				
4- 1	0- 0	0- 0	AWAY	0- 0	1- 1	3- 0				
0- 0	0- 0	0- 0	NEUTRAL	0- 0	0- 0	0- 0				
8- 3	1- 2	2- 1	CONFERENCE	3- 0	1- 0	1- 0				
5- 0	1- 0	1- 0	HOME	2- 0	1- 0	0- 0				
3- 3	0- 2	1- 1	AWAY	1- 0	0- 0	1- 0				
0- 0	0- 0	0- 0	NEUTRAL	0- 0	0- 0	0- 0				

RPI	S	Opponent	Score
2	A	Notre Dame	58 62
3	H	South Carolina	74 63
5	A	Florida St.	45 69
13	H	Louisville	58 55
17	H	Kentucky	69 54

RPI	S	Opponent	Score
29	H	Elon	68 61
36	A	North Carolina St.	52 55
41	A	Georgia Tech	75 68
45	H	Virginia Tech	84 59

RPI	S	Opponent	Score
58	H	Wake Forest	71 43
66	H	Villanova	68 50
69	A	Virginia	70 51
85	H	North Carolina	70 58

RPI	S	Opponent	Score
102	A	Long Beach St.	83 46
108	A	Vanderbilt	73 77
113	H	Clemson	65 37
119	H	Penn	68 55
132	H	Old Dominion	92 64
175	A	Boston College	67 44
193	A	Rutgers	68 32
223	H	Grand Canyon	90 47
240	A	Liberty	98 38
308	A	Pepperdine	99 65
335	H	Longwood	105 48

## LAST 12 Division I GAMES:

69	A	Virginia	70 51	36	A	North Carolina St.	52 55
113	H	Clemson	65 37	85	H	North Carolina	70 58
58	H	Wake Forest	71 43	5	A	Florida St.	45 69
2	A	Notre Dame	58 62	41	A	Georgia Tech	75 68
175	A	Boston College	67 44	13	H	Louisville	58 55
45	H	Virginia Tech	84 59	17	H	Kentucky	69 54

Non-Div I Games:

Duke

■ Loss, 
 ■ Non-Conf, S Site, 
 ■ Home 
 ■ Away 
 N Neutral



Average RPI Win:	191	WON-LOST	WINNING	LAST 10	STRENGTH OF	OPP. STRENGTH	TEAM	ADJ.	CONF.	ADJ CONF.
Average RPI Loss:	96	RECORD	PCT. RANK	GAMES	SCHEDULE	OF SCHEDULE	RPI	RPI	RPI	RPI
DIV. I ONLY	13- 12	167	3- 3	64	129	109	109	12	12	
DIV. I NON-CONF.	7- 6	157	0- 1	43	137	91	91	12	12	
TOTALS	RPI 1-25	RPI 26-50	W-L RECORDS	RPI 51-100	RPI 101-150	RPI 150+				
13- 12	0- 1	0- 3	OVERALL	2- 4	3- 2	8- 2				
7- 5	0- 1	0- 0	HOME	0- 4	2- 0	5- 0				
5- 7	0- 0	0- 3	AWAY	2- 0	1- 2	2- 2				
1- 0	0- 0	0- 0	NEUTRAL	0- 0	0- 0	1- 0				
7- 6	0- 1	0- 3	NON-CONFERENCE	1- 2	2- 0	4- 0				
3- 3	0- 1	0- 0	HOME	0- 2	1- 0	2- 0				
3- 3	0- 0	0- 3	AWAY	1- 0	1- 0	1- 0				
1- 0	0- 0	0- 0	NEUTRAL	0- 0	0- 0	1- 0				
6- 6	0- 0	0- 0	CONFERENCE	1- 2	1- 2	4- 2				
4- 2	0- 0	0- 0	HOME	0- 2	1- 0	3- 0				
2- 4	0- 0	0- 0	AWAY	1- 0	0- 2	1- 2				
0- 0	0- 0	0- 0	NEUTRAL	0- 0	0- 0	0- 0				

RPI S	Opponent	Score	RPI S	Opponent	Score	RPI S	Opponent	Score	RPI S	Opponent	Score	Team's RPI: 109
18	H Maryland	57 77	31	A Ohio St.	69 89	55	A George Washington	73 63	111	A Saint Joseph's	58 60	
			40	A California	66 86	55	H George Washington	40 75	114	H Saint Louis	94 65	
			44	A Ohio	46 64	57	H Dayton	64 75	120	A Fordham	51 64	
						62	H Buffalo	69 71	141	H Pittsburgh	63 54	
						63	A St. John's (NY)	71 65	147	A Iona	61 58	
						87	H Charlotte	63 77	162	A La Salle	76 68	
									163	H George Mason	76 57	
									217	A Akron	67 57	
									224	A St. Bonaventure	56 69	
									233	H Richmond	73 61	
									284	H Davidson	73 51	
									286	N Western Caro.	65 50	
									298	A Massachusetts	67 75	
									304	H Lehigh	63 49	
									316	H Lafayette	67 52	
LAST 12 Division I GAMES:												
40	A California	66 86	114	H Saint Louis	94 65							
163	H George Mason	76 57	298	A Massachusetts	67 75							
111	A Saint Joseph's	58 60	57	H Dayton	64 75							
55	A George Washington	73 63	284	H Davidson	73 51							
233	H Richmond	73 61	162	A La Salle	76 68							
224	A St. Bonaventure	56 69	55	H George Washington	40 75							

Non-Div I Games:

Duquesne

■ Loss, 
 ■ Non-Conf, 
 S Site, 
 ■ Home 
 ■ Away 
 N Neutral

Average RPI Win:	248	WON-LOST	WINNING	LAST 10	STRENGTH OF	OPP. STRENGTH	TEAM	ADJ.	CONF.	ADJ CONF.
Average RPI Loss:	126	RECORD	PCT. RANK	GAMES	SCHEDULE	OF SCHEDULE	RPI	RPI	RPI	RPI
DIV. I ONLY	14- 10	130	7- 3	256	167	186	186	18	18	
DIV. I NON-CONF.	8- 7	164	2- 1	306	122	226	226	21	21	
TOTALS	RPI 1-25	RPI 26-50	W-L RECORDS	RPI 51-100	RPI 101-150	RPI 150+				
14- 10	0- 1	0- 1	OVERALL	0- 1	1- 4	13- 3				
7- 5	0- 1	0- 1	HOME	0- 0	1- 2	6- 1				
6- 4	0- 0	0- 0	AWAY	0- 1	0- 1	6- 2				
1- 1	0- 0	0- 0	NEUTRAL	0- 0	0- 1	1- 0				
8- 7	0- 1	0- 1	NON-CONFERENCE	0- 0	1- 2	7- 3				
4- 4	0- 1	0- 1	HOME	0- 0	1- 1	3- 1				
3- 2	0- 0	0- 0	AWAY	0- 0	0- 0	3- 2				
1- 1	0- 0	0- 0	NEUTRAL	0- 0	0- 1	1- 0				
6- 3	0- 0	0- 0	CONFERENCE	0- 1	0- 2	6- 0				
3- 1	0- 0	0- 0	HOME	0- 0	0- 1	3- 0				
3- 2	0- 0	0- 0	AWAY	0- 1	0- 1	3- 0				
0- 0	0- 0	0- 0	NEUTRAL	0- 0	0- 0	0- 0				

RPI 1-25				RPI 26-50				RPI 51-100				RPI 101+ Team's RPI: 186			
RPI	S	Opponent	Score	RPI	S	Opponent	Score	RPI	S	Opponent	Score	RPI	S	Opponent	Score
14	H	Tennessee	58 83	29	H	Elon	51 79	90	A	Chattanooga	45 60	103	A	Mercer	55 72
												103	H	Mercer	56 71
												108	H	Vanderbilt	72 80
												123	N	Maine	48 61
												132	H	Old Dominion	70 60
												185	H	Appalachian St.	68 71
												220	A	Campbell	56 55
												225	A	Samford	69 57
												225	H	Samford	61 56
												232	A	Butler	68 59
												234	A	Wofford	77 69
												241	A	Austin Peay	74 77
												245	H	Murray St.	79 60
												252	H	UNCG	60 52
												255	A	Furman	74 64
												263	A	Tennessee Tech	82 76
												264	A	Northern Ky.	56 62
												284	H	Davidson	76 56
												286	H	Western Caro.	76 57
												294	N	Coppin St.	70 58
												327	H	Winthrop	62 45
LAST 12 Division I GAMES:															
103	H	Mercer	56 71	90	A	Chattanooga	45 60								
225	H	Samford	61 56	225	A	Samford	69 57								
234	A	Wofford	77 69	103	A	Mercer	55 72								
255	A	Furman	74 64	132	H	Old Dominion	70 60								
286	H	Western Caro.	76 57	294	N	Coppin St.	70 58								
252	H	UNCG	60 52	123	N	Maine	48 61								

Non-Div I Games:

ETSU

■ Loss, 
■ Non-Conf, 
■ S Site, 
■ H Home 
■ A Away 
N Neutral

# East Carolina

Through Games Of Feb. 8, 2017

Average RPI Win:	197	WON-LOST	WINNING	LAST 10	STRENGTH OF	OPP. STRENGTH	TEAM	ADJ.	CONF.	ADJ CONF.
Average RPI Loss:	72	RECORD	PCT. RANK	GAMES	SCHEDULE	OF SCHEDULE	RPI	RPI	RPI	RPI
DIV. I ONLY	9- 14	228	1- 9	30	88	135	135	5	5	
DIV. I NON-CONF.	8- 4	97	0- 1	94	276	90	90	5	5	
TOTALS	RPI 1-25	RPI 26-50	W-L RECORDS	RPI 51-100	RPI 101-150	RPI 150+				
9- 14	0- 3	0- 4	OVERALL	0- 2	3- 3	6- 2				
6- 6	0- 1	0- 3	HOME	0- 0	2- 1	4- 1				
1- 7	0- 2	0- 1	AWAY	0- 1	0- 2	1- 1				
2- 1	0- 0	0- 0	NEUTRAL	0- 1	1- 0	1- 0				
8- 4	0- 0	0- 1	NON-CONFERENCE	0- 2	2- 1	6- 0				
5- 1	0- 0	0- 1	HOME	0- 0	1- 0	4- 0				
1- 2	0- 0	0- 0	AWAY	0- 1	0- 1	1- 0				
2- 1	0- 0	0- 0	NEUTRAL	0- 1	1- 0	1- 0				
1- 10	0- 3	0- 3	CONFERENCE	0- 0	1- 2	0- 2				
1- 5	0- 1	0- 2	HOME	0- 0	1- 1	0- 1				
0- 5	0- 2	0- 1	AWAY	0- 0	0- 1	0- 1				
0- 0	0- 0	0- 0	NEUTRAL	0- 0	0- 0	0- 0				

RPI	S	Opponent	Score	RPI	S	Opponent	Score	RPI	S	Opponent	Score	RPI	S	Opponent	Score	Team's RPI: 135
1	A	UConn	45 90	27	A	South Fla.	48 79	59	N	West Virginia	47 79	101	H	SMU	58 57	
1	H	UConn	44 91	27	H	South Fla.	66 76	87	A	Charlotte	64 79	130	A	Tulsa	92 100	
23	A	Temple	47 78	28	H	Auburn	52 61					133	A	William & Mary	72 82	
				39	H	Tulane	45 61					136	H	UCF	42 54	
												137	N	Ball St.	82 69	
												148	H	Detroit	83 81	
												152	A	Cincinnati	64 74	
												170	H	Houston	62 73	
												221	H	UNCW	75 65	
												222	H	Presbyterian	54 46	
												233	A	Richmond	71 60	
												235	N	Marist	70 68	
												236	H	Southern U.	62 55	
												238	H	UMES	66 58	
LAST 12 Division I GAMES:																
27	H	South Fla.	66 76	27	A	South Fla.	48 79									
170	H	Houston	62 73	23	A	Temple	47 78									
130	A	Tulsa	92 100	101	H	SMU	58 57									
1	H	UConn	44 91	1	A	UConn	45 90									
152	A	Cincinnati	64 74	39	H	Tulane	45 61									
136	H	UCF	42 54	133	A	William & Mary	72 82									

Non-Div I Games: Greensboro 107 40

East Carolina

Loss, Non-Conf, S Site, H Home A Away N Neutral

Average RPI Win:	279	WON-LOST	WINNING	LAST 10	STRENGTH OF	OPP. STRENGTH	TEAM	ADJ.	CONF.	ADJ CONF.
Average RPI Loss:	209	RECORD	PCT. RANK	GAMES	SCHEDULE	OF SCHEDULE	RPI	RPI	RPI	RPI
DIV. I ONLY	6- 16	289	3- 7	238	333	302	302	26	26	
DIV. I NON-CONF.	2- 8	288	0- 0	202	347	294	294	26	26	
TOTALS	RPI 1-25	RPI 26-50	W-L RECORDS	RPI 51-100	RPI 101-150	RPI 150+				
6- 16	0- 0	0- 0	OVERALL	0- 2	0- 2	6- 12				
3- 6	0- 0	0- 0	HOME	0- 1	0- 1	3- 4				
3- 10	0- 0	0- 0	AWAY	0- 1	0- 1	3- 8				
0- 0	0- 0	0- 0	NEUTRAL	0- 0	0- 0	0- 0				
2- 8	0- 0	0- 0	NON-CONFERENCE	0- 1	0- 2	2- 5				
0- 3	0- 0	0- 0	HOME	0- 0	0- 1	0- 2				
2- 5	0- 0	0- 0	AWAY	0- 1	0- 1	2- 3				
0- 0	0- 0	0- 0	NEUTRAL	0- 0	0- 0	0- 0				
4- 8	0- 0	0- 0	CONFERENCE	0- 1	0- 0	4- 7				
3- 3	0- 0	0- 0	HOME	0- 1	0- 0	3- 2				
1- 5	0- 0	0- 0	AWAY	0- 0	0- 0	1- 5				
0- 0	0- 0	0- 0	NEUTRAL	0- 0	0- 0	0- 0				

RPI S	Opponent	Score	RPI S	Opponent	Score	RPI S	Opponent	Score	RPI S	Opponent	Score	Team's RPI: 302
						79	H Belmont	58 77	117	A Stetson	55 72	
						94	A Western Ill.	62 83	140	H Wright St.	61 71	
									152	A Cincinnati	64 78	
									188	A Morehead St.	62 66	
									194	H Cleveland St.	56 66	
									199	H Indiana St.	61 88	
									211	H SIUE	59 75	
									241	H Austin Peay	59 69	
									245	A Murray St.	74 92	
									253	H Jacksonville St.	71 67	
									262	A Tennessee St.	58 69	
									263	H Tennessee Tech	54 46	
									266	A UT Martin	72 74	
									266	H UT Martin	80 70	
									272	A Evansville	73 63	
									280	A Southeast Mo. St.	71 62	
									312	A Eastern Ky.	85 88	
									320	A Valparaiso	68 73	
									321	A Illinois St.	49 60	
									341	A Florida A&M	66 50	
LAST 12 Division I GAMES:												
266	A	UT Martin	72	74	241	H	Austin Peay	59	69			
263	H	Tennessee Tech	54	46	245	A	Murray St.	74	92			
262	A	Tennessee St.	58	69	312	A	Eastern Ky.	85	88			
211	H	SIUE	59	75	188	A	Morehead St.	62	66			
280	A	Southeast Mo. St.	71	62	253	H	Jacksonville St.	71	67			
266	H	UT Martin	80	70	79	H	Belmont	58	77			

Non-Div I Games: Ill.-Springfield 74 60 Millikin 97 54

Eastern Ill.

Loss, Non-Conf, S Site, H Home A Away N Neutral

Average RPI Win:	272	WON-LOST	WINNING	LAST 10	STRENGTH OF	OPP. STRENGTH	TEAM	ADJ.	CONF.	ADJ CONF.
Average RPI Loss:	201	RECORD	PCT. RANK	GAMES	SCHEDULE	OF SCHEDULE	RPI	RPI	RPI	RPI
DIV. I ONLY	7- 16	278	4- 6	290	308	312	312	26	26	
DIV. I NON-CONF.	2- 10	305	0- 1	307	297	342	342	26	26	
TOTALS	RPI 1-25	RPI 26-50	W-L RECORDS	RPI 51-100	RPI 101-150	RPI 150+				
7- 16	0- 0	0- 0	OVERALL	0- 2	0- 3	7- 11				
5- 4	0- 0	0- 0	HOME	0- 1	0- 0	5- 3				
1- 9	0- 0	0- 0	AWAY	0- 1	0- 3	1- 5				
1- 3	0- 0	0- 0	NEUTRAL	0- 0	0- 0	1- 3				
2- 10	0- 0	0- 0	NON-CONFERENCE	0- 1	0- 3	2- 6				
1- 3	0- 0	0- 0	HOME	0- 1	0- 0	1- 2				
0- 4	0- 0	0- 0	AWAY	0- 0	0- 3	0- 1				
1- 3	0- 0	0- 0	NEUTRAL	0- 0	0- 0	1- 3				
5- 6	0- 0	0- 0	CONFERENCE	0- 1	0- 0	5- 5				
4- 1	0- 0	0- 0	HOME	0- 0	0- 0	4- 1				
1- 5	0- 0	0- 0	AWAY	0- 1	0- 0	1- 4				
0- 0	0- 0	0- 0	NEUTRAL	0- 0	0- 0	0- 0				

RPI 1-25				RPI 26-50				RPI 51-100				RPI 101+ Team's RPI: 312			
RPI	S	Opponent	Score	RPI	S	Opponent	Score	RPI	S	Opponent	Score	RPI	S	Opponent	Score
								79	A	Belmont	58 74	110	A	Kent St.	67 80
								82	H	Western Ky.	63 90	114	A	Saint Louis	51 78
												140	A	Wright St.	73 85
												174	N	Western Mich.	59 74
												188	A	Morehead St.	54 80
												211	H	SIUE	75 63
												216	N	Miami (OH)	54 65
												217	H	Akron	57 63
												241	H	Austin Peay	80 71
												245	A	Murray St.	64 70
												252	A	UNCG	66 81
												253	H	Jacksonville St.	49 54
												261	H	Bowling Green	57 55
												262	H	Tennessee St.	66 62
												263	A	Tennessee Tech	51 53
												266	A	UT Martin	56 66
												280	A	Southeast Mo. St.	74 63
												286	H	Western Caro.	61 72
												302	H	Eastern Ill.	88 85
												323	N	Fort Wayne	59 68
												347	N	Morgan St.	66 58
LAST 12 Division I GAMES:															
245	A	Murray St.	64 70	262	H	Tennessee St.	66 62								
266	A	UT Martin	56 66	79	A	Belmont	58 74								
241	H	Austin Peay	80 71	302	H	Eastern Ill.	88 85								
263	A	Tennessee Tech	51 53	211	H	SIUE	75 63								
253	H	Jacksonville St.	49 54	280	A	Southeast Mo. St.	74 63								
188	A	Morehead St.	54 80	252	A	UNCG	66 81								

Non-Div I Games: Ohio Valley 88 30

Eastern Ky.

■ Loss, 
 ■ Non-Conf, 
 ■ S Site, 
 ■ Home 
 ■ A Away 
 N Neutral

Average RPI Win:	283	WON-LOST	WINNING	LAST 10	STRENGTH OF	OPP. STRENGTH	TEAM	ADJ.	CONF.	ADJ CONF.
Average RPI Loss:	124	RECORD	PCT. RANK	GAMES	SCHEDULE	OF SCHEDULE	RPI	RPI	RPI	RPI
DIV. I ONLY	5- 17	307	1- 9	129	182	271	271	10	10	
DIV. I NON-CONF.	4- 7	224	1- 0	185	272	236	236	11	11	
TOTALS	RPI 1-25	RPI 26-50	W-L RECORDS	RPI 51-100	RPI 101-150	RPI 150+				
5- 17	0- 0	0- 2	OVERALL	0- 5	0- 5	5- 5				
3- 6	0- 0	0- 0	HOME	0- 2	0- 2	3- 2				
1- 9	0- 0	0- 1	AWAY	0- 3	0- 2	1- 3				
1- 2	0- 0	0- 1	NEUTRAL	0- 0	0- 1	1- 0				
4- 7	0- 0	0- 1	NON-CONFERENCE	0- 2	0- 2	4- 2				
2- 2	0- 0	0- 0	HOME	0- 0	0- 1	2- 1				
1- 3	0- 0	0- 0	AWAY	0- 2	0- 0	1- 1				
1- 2	0- 0	0- 1	NEUTRAL	0- 0	0- 1	1- 0				
1- 10	0- 0	0- 1	CONFERENCE	0- 3	0- 3	1- 3				
1- 4	0- 0	0- 0	HOME	0- 2	0- 1	1- 1				
0- 6	0- 0	0- 1	AWAY	0- 1	0- 2	0- 2				
0- 0	0- 0	0- 0	NEUTRAL	0- 0	0- 0	0- 0				

RPI 1-25				RPI 26-50				RPI 51-100				RPI 101+				Team's RPI: 271
RPI	S	Opponent	Score	RPI	S	Opponent	Score	RPI	S	Opponent	Score	RPI	S	Opponent	Score	
				39	N	Tulane	50 62	58	A	Wake Forest	61 89	110	A	Kent St.	65 83	
				44	A	Ohio	51 68	64	H	Central Mich.	63 104	110	H	Kent St.	67 86	
								71	H	Toledo	49 66	112	N	Northern Colo.	57 58	
								88	A	Northern Ill.	73 85	137	A	Ball St.	49 78	
								99	A	Purdue	50 77	148	H	Detroit	64 77	
												174	H	Western Mich.	67 76	
												188	A	Morehead St.	73 78	
												216	A	Miami (OH)	61 72	
												217	A	Akron	62 80	
												224	H	St. Bonaventure	75 56	
												226	H	Monmouth	68 75	
												261	H	Bowling Green	81 74	
												283	N	Georgia St.	69 59	
												311	H	Air Force	65 44	
												334	A	Incarinate Word	66 47	
LAST 12 Division I GAMES:																
				110	A	Kent St.	65 83	174	H	Western Mich.	67 76					
				64	H	Central Mich.	63 104	216	A	Miami (OH)	61 72					
				217	A	Akron	62 80	110	H	Kent St.	67 86					
				261	H	Bowling Green	81 74	71	H	Toledo	49 66					
				44	A	Ohio	51 68	88	A	Northern Ill.	73 85					
				137	A	Ball St.	49 78	311	H	Air Force	65 44					

Non-Div I Games: Ferris St. 68 50

Eastern Mich.

■ Loss, 
 ■ Non-Conf, 
 ■ S Site, 
 ■ Home 
 ■ A Away 
 N Neutral

Average RPI Win:	262	WON-LOST	WINNING	LAST 10	STRENGTH OF	OPP. STRENGTH	TEAM	ADJ.	CONF.	ADJ CONF.
Average RPI Loss:	77	RECORD	PCT. RANK	GAMES	SCHEDULE	OF SCHEDULE	RPI	RPI	RPI	RPI
DIV. I ONLY	12- 9	132	7- 3	202	190	143	143	19	19	
DIV. I NON-CONF.	4- 6	209	0- 1	53	145	123	123	18	18	
TOTALS	RPI 1-25	RPI 26-50	W-L RECORDS	RPI 51-100	RPI 101-150	RPI 150+				
12- 9	0- 1	0- 3	OVERALL	0- 4	1- 0	11- 1				
5- 2	0- 0	0- 0	HOME	0- 2	1- 0	4- 0				
6- 5	0- 1	0- 1	AWAY	0- 2	0- 0	6- 1				
1- 2	0- 0	0- 2	NEUTRAL	0- 0	0- 0	1- 0				
4- 6	0- 1	0- 3	NON-CONFERENCE	0- 2	0- 0	4- 0				
1- 1	0- 0	0- 0	HOME	0- 1	0- 0	1- 0				
2- 3	0- 1	0- 1	AWAY	0- 1	0- 0	2- 0				
1- 2	0- 0	0- 2	NEUTRAL	0- 0	0- 0	1- 0				
8- 3	0- 0	0- 0	CONFERENCE	0- 2	1- 0	7- 1				
4- 1	0- 0	0- 0	HOME	0- 1	1- 0	3- 0				
4- 2	0- 0	0- 0	AWAY	0- 1	0- 0	4- 1				
0- 0	0- 0	0- 0	NEUTRAL	0- 0	0- 0	0- 0				

RPI 1-25				RPI 26-50				RPI 51-100				RPI 101+ Team's RPI: 143			
RPI	S	Opponent	Score	RPI	S	Opponent	Score	RPI	S	Opponent	Score	RPI	S	Opponent	Score
8	A	Washington	52 100	29	N	Elon	55 76	61	A	Montana St.	83 88	142	H	Idaho	67 57
				32	N	Drake	78 93	61	H	Montana St.	61 72	190	H	Idaho St.	58 41
				39	A	Tulane	51 63	80	H	Gonzaga	54 73	198	A	CSUN	71 57
								84	A	Boise St.	64 67	227	H	Weber St.	99 85
												255	N	Furman	68 56
												257	A	Portland St.	68 62
												276	A	Southern Utah	67 66
												279	A	Sacramento St.	72 65
												297	A	Northern Ariz.	47 56
												328	A	Montana	60 46
												328	H	Montana	64 57
												331	A	Utah Valley	83 50
												338	H	Cal St. Fullerton	84 67
LAST 12 Division I GAMES:															
257	A	Portland St.	68 62	227	H	Weber St.	99 85	190	H	Idaho St.	58 41	328	A	Montana	60 46
279	A	Sacramento St.	72 65	61	H	Montana St.	61 72	61	A	Montana St.	83 88	142	H	Idaho	67 57
61	H	Montana St.	64 57	276	A	Southern Utah	67 66	84	A	Boise St.	64 67	297	A	Northern Ariz.	47 56
328	H	Montana	64 57	297	A	Northern Ariz.	47 56	32	N	Drake	78 93				

Non-Div I Games: Multnomah 88 30

Eastern Wash.

■ Loss, 
 ■ Non-Conf, 
 ■ S Site, 
 ■ Home 
 ■ A Away 
 N Neutral

Average RPI Win:	156	WON-LOST	WINNING	LAST 10	STRENGTH OF	OPP. STRENGTH	TEAM	ADJ.	CONF.	ADJ CONF.
Average RPI Loss:	46	RECORD	PCT. RANK	GAMES	SCHEDULE	OF SCHEDULE	RPI	RPI	RPI	RPI
DIV. I ONLY	17- 5	30	3- 0	55	94	29	29	8	8	
DIV. I NON-CONF.	7- 4	114	2- 0	36	83	42	42	8	8	
TOTALS	RPI 1-25	RPI 26-50	W-L RECORDS	RPI 51-100	RPI 101-150	RPI 150+				
17- 5	0- 1	0- 2	OVERALL	4- 2	3- 0	10- 0				
6- 2	0- 0	0- 1	HOME	2- 1	1- 0	3- 0				
9- 3	0- 1	0- 1	AWAY	2- 1	1- 0	6- 0				
2- 0	0- 0	0- 0	NEUTRAL	0- 0	1- 0	1- 0				
7- 4	0- 1	0- 1	NON-CONFERENCE	2- 2	1- 0	4- 0				
2- 1	0- 0	0- 0	HOME	1- 1	0- 0	1- 0				
3- 3	0- 1	0- 1	AWAY	1- 1	0- 0	2- 0				
2- 0	0- 0	0- 0	NEUTRAL	0- 0	1- 0	1- 0				
10- 1	0- 0	0- 1	CONFERENCE	2- 0	2- 0	6- 0				
4- 1	0- 0	0- 1	HOME	1- 0	1- 0	2- 0				
6- 0	0- 0	0- 0	AWAY	1- 0	1- 0	4- 0				
0- 0	0- 0	0- 0	NEUTRAL	0- 0	0- 0	0- 0				

RPI 1-25				RPI 26-50				Team's RPI: 29				RPI 51-100				RPI 101+			
RPI	S	Opponent	Score	RPI	S	Opponent	Score	RPI	S	Opponent	Score	RPI	S	Opponent	Score	RPI	S	Opponent	Score
10	A	Duke	61 68	33	A	Green Bay	56 71	58	H	Wake Forest	68 78	116	H	Delaware	69 42				
				42	H	James Madison	70 76	64	A	Central Mich.	71 57	133	A	William & Mary	60 58				
								65	H	Bucknell	64 58	143	N	Eastern Wash.	76 55				
								70	A	Drexel	48 45	166	H	Towson	83 55				
								70	H	Drexel	75 65	177	A	Col. of Charleston	84 56				
								85	A	North Carolina	73 78	177	H	Col. of Charleston	70 57				
												180	A	Hofstra	64 53				
												184	A	Northeastern	76 65				
												186	A	ETSU	79 51				
												193	H	Rutgers	66 54				
												217	N	Akron	65 62				
												221	A	UNCW	66 56				
												283	A	Georgia St.	84 67				
LAST 12 Division I GAMES:																			
64	A	Central Mich.	71 57	133	A	William & Mary	60 58												
143	N	Eastern Wash.	76 55	42	H	James Madison	70 76												
221	A	UNCW	66 56	70	H	Drexel	75 65												
166	H	Towson	83 55	177	A	Col. of Charleston	84 56												
180	A	Hofstra	64 53	116	H	Delaware	69 42												
184	A	Northeastern	76 65	70	A	Drexel	48 45												

Non-Div I Games: King (TN) 93 47

Elon

■ Loss, 
 ■ Non-Conf, 
 ■ S Site, 
 ■ Home 
 ■ A Away 
 N Neutral



Average RPI Win:	264	WON-LOST	WINNING	LAST 10	STRENGTH OF	OPP. STRENGTH	TEAM	ADJ.	CONF.	ADJ CONF.
Average RPI Loss:	147	RECORD	PCT. RANK	GAMES	SCHEDULE	OF SCHEDULE	RPI	RPI	RPI	RPI
DIV. I ONLY	7- 14	260	2- 8	203	226	272	272	16	16	
DIV. I NON-CONF.	4- 6	209	1- 0	263	308	257	257	14	14	
TOTALS	RPI 1-25	RPI 26-50	W-L RECORDS	RPI 51-100	RPI 101-150	RPI 150+				
7- 14	0- 1	0- 2	OVERALL	0- 3	0- 1	7- 7				
5- 7	0- 0	0- 1	HOME	0- 1	0- 0	5- 5				
2- 7	0- 0	0- 1	AWAY	0- 0	0- 0	2- 1				
0- 0	0- 0	0- 0	NEUTRAL	0- 0	0- 0	0- 0				
4- 6	0- 1	0- 0	NON-CONFERENCE	0- 1	0- 1	4- 3				
2- 3	0- 0	0- 0	HOME	0- 0	0- 0	2- 3				
2- 3	0- 1	0- 0	AWAY	0- 1	0- 1	2- 0				
0- 0	0- 0	0- 0	NEUTRAL	0- 0	0- 0	0- 0				
3- 8	0- 0	0- 2	CONFERENCE	0- 2	0- 0	3- 4				
3- 4	0- 0	0- 1	HOME	0- 1	0- 0	3- 2				
0- 4	0- 0	0- 1	AWAY	0- 1	0- 0	0- 2				
0- 0	0- 0	0- 0	NEUTRAL	0- 0	0- 0	0- 0				

RPI 1-25				RPI 26-50				RPI 51-100				RPI 101+ Team's RPI: 272			
RPI	S	Opponent	Score	RPI	S	Opponent	Score	RPI	S	Opponent	Score	RPI	S	Opponent	Score
13	A	Louisville	47 89	32	A	Drake	65 82	51	A	Northwestern	66 88	137	A	Ball St.	49 84
				32	H	Drake	48 73	56	A	UNI	40 54	153	H	Missouri St.	41 77
								56	H	UNI	36 62	179	H	Southern Ill.	63 60
												194	H	Cleveland St.	62 66
												196	H	Wichita St.	67 74
												199	H	Indiana St.	57 41
												228	A	Bradley	52 56
												241	H	Austin Peay	68 54
												245	A	Murray St.	82 77
												280	H	Southeast Mo. St.	74 76
												302	H	Eastern Ill.	63 73
												317	H	Loyola Chicago	67 36
												320	A	Valparaiso	70 65
												321	A	Illinois St.	58 71
												349	H	Alabama A&M	63 54
LAST 12 Division I GAMES:															
				32	H	Drake	48 73					153	H	Missouri St.	41 77
				56	H	UNI	36 62					56	A	UNI	40 54
				228	A	Bradley	52 56					32	A	Drake	65 82
				321	A	Illinois St.	58 71					317	H	Loyola Chicago	67 36
				179	H	Southern Ill.	63 60					199	H	Indiana St.	57 41
				196	H	Wichita St.	67 74					349	H	Alabama A&M	63 54

Non-Div I Games: Oakland City 108 68

Evansville

■ Loss, 
 ■ Non-Conf, S Site, 
 ■ Home 
 ■ Away 
 N Neutral

Average RPI Win: <b>228</b>	WON-LOST	WINNING	LAST 10	STRENGTH OF	OPP. STRENGTH	TEAM	ADJ.	CONF.	ADJ CONF.
Average RPI Loss: <b>90</b>	RECORD	PCT. RANK	GAMES	SCHEDULE	OF SCHEDULE	RPI	RPI	RPI	RPI
DIV. I ONLY	17- 7	64	3- 2	184	188	93	93	24	24
DIV. I NON-CONF.	9- 6	126	0- 1	128	173	109	109	23	23
TOTALS	RPI 1-25	RPI 26-50	W-L RECORDS	RPI 51-100	RPI 101-150	RPI 150+			
17- 7	0- 0	0- 2	OVERALL	2- 2	1- 2	14- 1			
11- 0	0- 0	0- 0	HOME	2- 0	0- 0	9- 0			
6- 4	0- 0	0- 1	AWAY	0- 1	1- 1	5- 1			
0- 3	0- 0	0- 1	NEUTRAL	0- 1	0- 1	0- 0			
9- 6	0- 0	0- 2	NON-CONFERENCE	1- 1	0- 2	8- 1			
7- 0	0- 0	0- 0	HOME	1- 0	0- 0	6- 0			
2- 3	0- 0	0- 1	AWAY	0- 0	0- 1	2- 1			
0- 3	0- 0	0- 1	NEUTRAL	0- 1	0- 1	0- 0			
8- 1	0- 0	0- 0	CONFERENCE	1- 1	1- 0	6- 0			
4- 0	0- 0	0- 0	HOME	1- 0	0- 0	3- 0			
4- 1	0- 0	0- 0	AWAY	0- 1	1- 0	3- 0			
0- 0	0- 0	0- 0	NEUTRAL	0- 0	0- 0	0- 0			

RPI 1-25			RPI 26-50			RPI 51-100 Team's RPI: 93			RPI 101+		
RPI	S	Opponent	Score	RPI	S	Opponent	Score	RPI	S	Opponent	Score
31	N	Ohio St.	66 <b>79</b>	55	N	George Washington	47 <b>76</b>	110	N	Kent St.	64 <b>77</b>
49	A	Quinnipiac	56 <b>66</b>	83	A	Jacksonville	65 <b>73</b>	112	A	Northern Colo.	74 <b>77</b>
				83	H	Jacksonville	60 57	117	A	Stetson	84 71
				90	H	Chattanooga	68 55	156	H	Hampton	60 49
								157	H	UC Riverside	60 45
								167	A	Hartford	70 63
								192	A	Illinois	73 <b>82</b>
								200	H	Siena	66 42
								260	H	Savannah St.	89 40
								273	H	FIU	89 42
								275	A	North Florida	68 51
								275	H	North Florida	69 46
								277	H	N.C. A&T	67 41
								282	A	Kennesaw St.	75 56
								303	A	Lipscomb	90 63
								315	H	NJIT	73 53
								318	H	USC Upstate	93 43
								330	A	Fla. Atlantic	65 50
LAST 12 Division I GAMES:											
55	N	George Washington	47 <b>76</b>	315	H	NJIT	73 53				
275	H	North Florida	69 46	282	A	Kennesaw St.	75 56				
83	A	Jacksonville	65 <b>73</b>	303	A	Lipscomb	90 63				
275	A	North Florida	68 51	117	A	Stetson	84 71				
83	H	Jacksonville	60 57	260	H	Savannah St.	89 40				
318	H	USC Upstate	93 43	157	H	UC Riverside	60 45				

Non-Div I Games: St. Thomas (FL) 71 48 Ave Maria 101 34

FGCU

Loss, Non-Conf, S Site, H Home A Away N Neutral

Average RPI Win:	292	WON-LOST	WINNING	LAST 10	STRENGTH OF	OPP. STRENGTH	TEAM	ADJ.	CONF.	ADJ CONF.
Average RPI Loss:	124	RECORD	PCT. RANK	GAMES	SCHEDULE	OF SCHEDULE	RPI	RPI	RPI	RPI
DIV. I ONLY	5- 16	303	3- 7	105	203	273	273	14	14	
DIV. I NON-CONF.	2- 9	293	1- 1	37	232	251	251	16	16	
TOTALS	RPI 1-25	RPI 26-50	W-L RECORDS	RPI 51-100	RPI 101-150	RPI 150+				
5- 16	0- 1	0- 2	OVERALL	0- 5	0- 3	5- 5				
4- 10	0- 1	0- 1	HOME	0- 2	0- 3	4- 3				
1- 6	0- 0	0- 1	AWAY	0- 3	0- 0	1- 2				
0- 0	0- 0	0- 0	NEUTRAL	0- 0	0- 0	0- 0				
2- 9	0- 1	0- 2	NON-CONFERENCE	0- 2	0- 1	2- 3				
2- 7	0- 1	0- 1	HOME	0- 1	0- 1	2- 3				
0- 2	0- 0	0- 1	AWAY	0- 1	0- 0	0- 0				
0- 0	0- 0	0- 0	NEUTRAL	0- 0	0- 0	0- 0				
3- 7	0- 0	0- 0	CONFERENCE	0- 3	0- 2	3- 2				
2- 3	0- 0	0- 0	HOME	0- 1	0- 2	2- 0				
1- 4	0- 0	0- 0	AWAY	0- 2	0- 0	1- 2				
0- 0	0- 0	0- 0	NEUTRAL	0- 0	0- 0	0- 0				

RPI 1-25				RPI 26-50				RPI 51-100				RPI 101+ Team's RPI: 273			
RPI	S	Opponent	Score	RPI	S	Opponent	Score	RPI	S	Opponent	Score	RPI	S	Opponent	Score
20	H	Miami (FL)	49 69	27	A	South Fla.	41 91	82	A	Western Ky.	38 90	132	H	Old Dominion	64 86
				46	H	Georgetown	53 66	83	H	Jacksonville	56 71	136	H	UCF	52 69
								87	H	Charlotte	54 101	150	H	UTSA	61 70
								89	A	Middle Tenn.	43 95	163	H	George Mason	51 67
								93	A	FGCU	42 89	203	H	Texas Southern	62 70
												204	A	UAB	68 82
												214	H	Robert Morris	59 57
												227	H	Weber St.	61 64
												246	A	Marshall	52 70
												289	H	UTEP	88 87
												298	H	Massachusetts	58 57
												330	A	Fla. Atlantic	65 60
												330	H	Fla. Atlantic	74 65
LAST 12 Division I GAMES:															
				87	H	Charlotte	54 101	289	H	UTEP	88 87				
				132	H	Old Dominion	64 86	330	H	Fla. Atlantic	74 65				
				330	A	Fla. Atlantic	65 60	82	A	Western Ky.	38 90				
				204	A	UAB	68 82	246	A	Marshall	52 70				
				89	A	Middle Tenn.	43 95	163	H	George Mason	51 67				
				150	H	UTSA	61 70	298	H	Massachusetts	58 57				

Non-Div I Games:

FIU

■ Loss, 
 ■ Non-Conf, 
 S Site, 
 ■ Home 
 ■ Away 
 N Neutral

## Fairfield

Through Games Of Feb. 8, 2017

Average RPI Win:	222	WON-LOST	WINNING	LAST 10	STRENGTH OF	OPP. STRENGTH	TEAM	ADJ.	CONF.	ADJ CONF.
Average RPI Loss:	166	RECORD	PCT. RANK	GAMES	SCHEDULE	OF SCHEDULE	RPI	RPI	RPI	RPI
DIV. I ONLY	12- 11	161	7- 3	225	210	178	178	17	17	
DIV. I NON-CONF.	3- 6	230	0- 0	220	268	232	232	17	17	
TOTALS	RPI 1-25	RPI 26-50	W-L RECORDS	RPI 51-100	RPI 101-150	RPI 150+				
12- 11	0- 1	1- 2	OVERALL	0- 0	2- 1	9- 7				
7- 3	0- 0	1- 0	HOME	0- 0	1- 0	5- 3				
5- 8	0- 1	0- 2	AWAY	0- 0	1- 1	4- 4				
0- 0	0- 0	0- 0	NEUTRAL	0- 0	0- 0	0- 0				
3- 6	0- 1	0- 1	NON-CONFERENCE	0- 0	0- 1	3- 3				
1- 2	0- 0	0- 0	HOME	0- 0	0- 0	1- 2				
2- 4	0- 1	0- 1	AWAY	0- 0	0- 1	2- 1				
0- 0	0- 0	0- 0	NEUTRAL	0- 0	0- 0	0- 0				
9- 5	0- 0	1- 1	CONFERENCE	0- 0	2- 0	6- 4				
6- 1	0- 0	1- 0	HOME	0- 0	1- 0	4- 1				
3- 4	0- 0	0- 1	AWAY	0- 0	1- 0	2- 3				
0- 0	0- 0	0- 0	NEUTRAL	0- 0	0- 0	0- 0				

RPI 1-25				RPI 26-50				RPI 51-100				RPI 101+ Team's RPI: 178			
RPI	S	Opponent	Score	RPI	S	Opponent	Score	RPI	S	Opponent	Score	RPI	S	Opponent	Score
23	A	Temple	59 73	35	A	Harvard	44 58					127	A	Rider	68 67
				49	A	Quinnipiac	55 60					146	A	Albany (NY)	45 59
				49	H	Quinnipiac	65 52					147	H	Iona	68 59
												162	A	La Salle	61 68
												200	A	Siena	52 67
												200	H	Siena	61 57
												207	H	Sacred Heart	44 56
												219	A	Niagara	65 55
												219	H	Niagara	66 63
												226	A	Monmouth	71 68
												226	H	Monmouth	53 60
												235	A	Marist	55 71
												242	H	Loyola Maryland	58 57
												244	A	Canisius	49 63
												268	H	Manhattan	71 56
												296	H	Rhode Island	65 72
												309	H	Saint Peter's	50 38
												319	A	Mt. St. Mary's	70 57
												340	A	UMass Lowell	65 41
LAST 12 Division I GAMES:															
309	H	Saint Peter's	50 38	49	A	Quinnipiac	55 60								
49	H	Quinnipiac	65 52	127	A	Rider	68 67								
219	H	Niagara	66 63	268	H	Manhattan	71 56								
226	H	Monmouth	53 60	200	H	Siena	61 57								
244	A	Canisius	49 63	226	A	Monmouth	71 68								
219	A	Niagara	65 55	235	A	Marist	55 71								

Non-Div I Games:

Fairfield

■ Loss, 
 ■ Non-Conf, 
 ■ S Site, 
 ■ H Home 
 ■ A Away 
 N Neutral

Average RPI Win: 309		WON-LOST	WINNING	LAST 10	STRENGTH OF	OPP. STRENGTH	TEAM	ADJ.	CONF.	ADJ CONF.
Average RPI Loss: 268		RECORD	PCT. RANK	GAMES	SCHEDULE	OF SCHEDULE	RPI	RPI	RPI	RPI
DIV. I ONLY		6- 16	289	4- 6	349	346	346	346	31	31
DIV. I NON-CONF.		2- 8	288	0- 0	346	342	346	346	32	32
TOTALS		RPI 1-25	RPI 26-50	W-L RECORDS	RPI 51-100	RPI 101-150	RPI 150+			
6- 16	0- 0		0- 0	OVERALL	0- 0	0- 0	6- 16			
3- 8	0- 0		0- 0	HOME	0- 0	0- 0	3- 8			
3- 8	0- 0		0- 0	AWAY	0- 0	0- 0	3- 7			
0- 0	0- 0		0- 0	NEUTRAL	0- 0	0- 0	0- 0			
2- 8	0- 0		0- 0	NON-CONFERENCE	0- 0	0- 0	2- 8			
1- 3	0- 0		0- 0	HOME	0- 0	0- 0	1- 3			
1- 5	0- 0		0- 0	AWAY	0- 0	0- 0	1- 5			
0- 0	0- 0		0- 0	NEUTRAL	0- 0	0- 0	0- 0			
4- 8	0- 0		0- 0	CONFERENCE	0- 0	0- 0	4- 8			
2- 5	0- 0		0- 0	HOME	0- 0	0- 0	2- 5			
2- 3	0- 0		0- 0	AWAY	0- 0	0- 0	2- 3			
0- 0	0- 0		0- 0	NEUTRAL	0- 0	0- 0	0- 0			

[illegible]

Non-Div I Games: Queens (NY)

54

70

Fairleigh Dickinson

Loss, Non-Conf, S Site, H Home A Away N Neutral

Average RPI Win:	267	WON-LOST	WINNING	LAST 10	STRENGTH OF	OPP. STRENGTH	TEAM	ADJ.	CONF.	ADJ CONF.
Average RPI Loss:	183	RECORD	PCT. RANK	GAMES	SCHEDULE	OF SCHEDULE	RPI	RPI	RPI	RPI
DIV. I ONLY	3- 17	327	0- 10	233	250	330	330	14	14	
DIV. I NON-CONF.	3- 7	250	1- 1	251	341	317	317	16	16	
TOTALS	RPI 1-25	RPI 26-50	W-L RECORDS	RPI 51-100	RPI 101-150	RPI 150+				
3- 17	0- 0	0- 0	OVERALL	0- 4	0- 4	3- 9				
3- 8	0- 0	0- 0	HOME	0- 2	0- 2	3- 4				
0- 9	0- 0	0- 0	AWAY	0- 2	0- 2	0- 5				
0- 0	0- 0	0- 0	NEUTRAL	0- 0	0- 0	0- 0				
3- 7	0- 0	0- 0	NON-CONFERENCE	0- 1	0- 2	3- 4				
3- 3	0- 0	0- 0	HOME	0- 1	0- 0	3- 2				
0- 4	0- 0	0- 0	AWAY	0- 0	0- 2	0- 2				
0- 0	0- 0	0- 0	NEUTRAL	0- 0	0- 0	0- 0				
0- 10	0- 0	0- 0	CONFERENCE	0- 3	0- 2	0- 5				
0- 5	0- 0	0- 0	HOME	0- 1	0- 2	0- 2				
0- 5	0- 0	0- 0	AWAY	0- 2	0- 0	0- 3				
0- 0	0- 0	0- 0	NEUTRAL	0- 0	0- 0	0- 0				

RPI S	Opponent	Score	RPI S	Opponent	Score	RPI S	Opponent	Score	RPI S	Opponent	Score
						82	A Western Ky.	55 76	103	A Mercer	57 74
						87	H Charlotte	66 72	125	A Arizona	67 77
						89	A Middle Tenn.	69 87	132	H Old Dominion	73 93
						93	H FGCU	50 65	150	H UTSA	62 72
									199	H Indiana St.	70 67
									204	A UAB	55 66
									223	A Grand Canyon	60 81
									233	H Richmond	67 77
									238	H UMES	59 76
									246	A Marshall	53 76
									253	H Jacksonville St.	63 55
									273	A FIU	65 74
									273	H FIU	60 65
									275	A North Florida	88 95
									289	H UTEP	50 51
									348	H Jackson St.	67 58
LAST 12 Division I GAMES:											
132	H Old Dominion	73 93	150	H UTSA	62 72						
87	H Charlotte	66 72	273	A FIU	65 74						
273	H FIU	60 65	246	A Marshall	53 76						
89	A Middle Tenn.	69 87	82	A Western Ky.	55 76						
204	A UAB	55 66	238	H UMES	59 76						
289	H UTEP	50 51	348	H Jackson St.	67 58						

Non-Div I Games: Fla. Memorial 84 64

Fla. Atlantic

Loss, Non-Conf, S Site, H Home A Away N Neutral

Average RPI Win:	<b>198</b>	WON-LOST	WINNING	LAST 10	STRENGTH OF	OPP. STRENGTH	TEAM	ADJ.	CONF.	ADJ CONF.
Average RPI Loss:	<b>29</b>	RECORD	PCT. RANK	GAMES	SCHEDULE	OF SCHEDULE	RPI	RPI	RPI	RPI
DIV. I ONLY	<b>11- 12</b>	<b>183</b>	<b>2- 8</b>	<b>38</b>	<b>50</b>	<b>75</b>	<b>75</b>	<b>2</b>	<b>2</b>	
DIV. I NON-CONF.	<b>9- 4</b>	<b>85</b>	<b>2- 0</b>	<b>125</b>	<b>177</b>	<b>62</b>	<b>62</b>	<b>2</b>	<b>2</b>	
TOTALS	RPI 1-25	RPI 26-50	W-L RECORDS	RPI 51-100	RPI 101-150	RPI 150+				
11- 12	1- 7	0- 2	OVERALL	2- 3	2- 0	6- 0				
1- 5	0- 3	0- 1	HOME	0- 1	0- 0	1- 0				
4- 6	0- 4	0- 1	AWAY	2- 1	1- 0	1- 0				
6- 1	1- 0	0- 0	NEUTRAL	0- 1	1- 0	4- 0				
9- 4	1- 2	0- 0	NON-CONFERENCE	1- 2	1- 0	6- 0				
1- 0	0- 0	0- 0	HOME	0- 0	0- 0	1- 0				
2- 3	0- 2	0- 0	AWAY	1- 1	0- 0	1- 0				
6- 1	1- 0	0- 0	NEUTRAL	0- 1	1- 0	4- 0				
2- 8	0- 5	0- 2	CONFERENCE	1- 1	1- 0	0- 0				
0- 5	0- 3	0- 1	HOME	0- 1	0- 0	0- 0				
2- 3	0- 2	0- 1	AWAY	1- 0	1- 0	0- 0				
0- 0	0- 0	0- 0	NEUTRAL	0- 0	0- 0	0- 0				

RPI 1-25				RPI 26-50				RPI 51-100 Team's RPI: 75				RPI 101+			
RPI	S	Opponent	Score	RPI	S	Opponent	Score	RPI	S	Opponent	Score	RPI	S	Opponent	Score
3	H	South Carolina	62 <b>81</b>	26	A	LSU	67 <b>78</b>	51	A	Northwestern	68 <b>73</b>	102	N	Long Beach St.	83 53
4	A	Mississippi St.	49 <b>82</b>	28	H	Auburn	75 <b>82</b>	52	N	Indiana	88 <b>102</b>	108	A	Vanderbilt	93 73
5	A	Florida St.	58 <b>83</b>					90	A	Chattanooga	72 61	234	N	Wofford	74 51
14	H	Tennessee	75 <b>84</b>					97	A	Georgia	76 68	248	N	South Ala.	85 33
19	A	Texas A&M	76 <b>84</b>					98	H	Ole Miss	75 <b>84</b>	277	N	N.C. A&T	67 38
19	H	Texas A&M	59 <b>67</b>									324	A	Arkansas St.	71 60
23	N	Temple	83 76									336	H	Southeastern La.	102 51
25	A	Arizona St.	63 <b>69</b>									341	N	Florida A&M	78 65
LAST 12 Division I GAMES:															
98	H	Ole Miss	75 <b>84</b>	4	A	Mississippi St.	49 <b>82</b>								
19	A	Texas A&M	76 <b>84</b>	3	H	South Carolina	62 <b>81</b>								
108	A	Vanderbilt	93 73	26	A	LSU	67 <b>78</b>								
14	H	Tennessee	75 <b>84</b>	28	H	Auburn	75 <b>82</b>								
97	A	Georgia	76 68	336	H	Southeastern La.	102 51								
19	H	Texas A&M	59 <b>67</b>	341	N	Florida A&M	78 65								

Non-Div I Games:

Florida

■ Loss, 
■ Non-Conf, S Site, 
■ Home 
■ Away 
N Neutral

Average RPI Win:	313	WON-LOST	WINNING	LAST 10	STRENGTH OF	OPP. STRENGTH	TEAM	ADJ.	CONF.	ADJ CONF.
Average RPI Loss:	230	RECORD	PCT. RANK	GAMES	SCHEDULE	OF SCHEDULE	RPI	RPI	RPI	RPI
DIV. I ONLY	6- 15	286	6- 4	346	334	341	341	32	32	
DIV. I NON-CONF.	0- 11	335	0- 1	317	288	348	348	31	31	
TOTALS	RPI 1-25	RPI 26-50	W-L RECORDS	RPI 51-100	RPI 101-150	RPI 150+				
6- 15	0- 0	0- 0	OVERALL	0- 1	0- 1	6- 13				
4- 6	0- 0	0- 0	HOME	0- 0	0- 0	4- 6				
2- 5	0- 0	0- 0	AWAY	0- 0	0- 1	2- 4				
0- 4	0- 0	0- 0	NEUTRAL	0- 1	0- 0	0- 3				
0- 11	0- 0	0- 0	NON-CONFERENCE	0- 1	0- 1	0- 9				
0- 4	0- 0	0- 0	HOME	0- 0	0- 0	0- 4				
0- 3	0- 0	0- 0	AWAY	0- 0	0- 1	0- 2				
0- 4	0- 0	0- 0	NEUTRAL	0- 1	0- 0	0- 3				
6- 4	0- 0	0- 0	CONFERENCE	0- 0	0- 0	6- 4				
4- 2	0- 0	0- 0	HOME	0- 0	0- 0	4- 2				
2- 2	0- 0	0- 0	AWAY	0- 0	0- 0	2- 2				
0- 0	0- 0	0- 0	NEUTRAL	0- 0	0- 0	0- 0				

RPI 1-25			RPI 26-50			RPI 51-100			RPI 101+			Team's RPI: 341
RPI	S	Opponent	Score	RPI	S	Opponent	Score	RPI	S	Opponent	Score	
						75 N Florida	65 78	118 A		Alabama	46 81	
								164 H		Omaha	50 70	
								188 H		Morehead St.	48 53	
								233 N		Richmond	51 64	
								238 H		UMES	59 49	
								246 A		Marshall	67 77	
								247 H		Bethune-Cookman	41 64	
								250 N		Stony Brook	49 80	
								253 N		Jacksonville St.	54 66	
								256 A		Howard	58 72	
								256 H		Howard	55 51	
								260 A		Savannah St.	52 56	
								275 A		North Florida	60 71	
								286 H		Western Caro.	61 62	
								294 H		Coppin St.	62 70	
								302 H		Eastern Ill.	50 66	
								345 A		Delaware St.	65 56	
								345 H		Delaware St.	69 61	
								347 A		Morgan St.	61 26	
								347 H		Morgan St.	51 48	
LAST 12 Division I GAMES:												
345 H		Delaware St.	69 61	260 A		Savannah St.	52 56					
256 H		Howard	55 51	347 H		Morgan St.	51 48					
347 A		Morgan St.	61 26	294 H		Coppin St.	62 70					
345 A		Delaware St.	65 56	256 A		Howard	58 72					
238 H		UMES	59 49	118 A		Alabama	46 81					
247 H		Bethune-Cookman	41 64	75 N		Florida	65 78					

Non-Div I Games: Thomas (GA) 74 65 Stillman 69 59

Florida A&M

Loss, Non-Conf, S Site, H Home A Away N Neutral



Average RPI Win:	107	WON-LOST	WINNING	LAST 10	STRENGTH OF	OPP. STRENGTH	TEAM	ADJ.	CONF.	ADJ CONF.
Average RPI Loss:	19	RECORD	PCT. RANK	GAMES	SCHEDULE	OF SCHEDULE	RPI	RPI	RPI	RPI
DIV. I ONLY	22- 2	5	9- 1	15	23	5	5	3	3	
DIV. I NON-CONF.	12- 1	7	1- 0	61	55	11	11	4	4	
TOTALS	RPI 1-25	RPI 26-50	W-L RECORDS	RPI 51-100	RPI 101-150	RPI 150+				
22- 2	5- 1	4- 1	OVERALL	5- 0	2- 0	6- 0				
10- 2	3- 1	2- 1	HOME	2- 0	0- 0	3- 0				
9- 0	1- 0	2- 0	AWAY	2- 0	2- 0	2- 0				
3- 0	1- 0	0- 0	NEUTRAL	1- 0	0- 0	1- 0				
12- 1	1- 1	1- 0	NON-CONFERENCE	4- 0	1- 0	5- 0				
6- 1	0- 1	1- 0	HOME	2- 0	0- 0	3- 0				
3- 0	0- 0	0- 0	AWAY	1- 0	1- 0	1- 0				
3- 0	1- 0	0- 0	NEUTRAL	1- 0	0- 0	1- 0				
10- 1	4- 0	3- 1	CONFERENCE	1- 0	1- 0	1- 0				
4- 1	3- 0	1- 1	HOME	0- 0	0- 0	0- 0				
6- 0	1- 0	2- 0	AWAY	1- 0	1- 0	1- 0				
0- 0	0- 0	0- 0	NEUTRAL	0- 0	0- 0	0- 0				

RPI 1-25				Team's RPI: 5		RPI 26-50				RPI 51-100				RPI 101+			
RPI	S	Opponent	Score	RPI	S	Opponent	Score	RPI	S	Opponent	Score	RPI	S	Opponent	Score		
1	H	UConn	76 78	34	H	Syracuse	77 58	54	A	Minnesota	75 61	103	A	Mercer	83 40		
10	H	Duke	69 45	36	H	North Carolina St.	61 70	75	H	Florida	83 58	113	A	Clemson	86 27		
13	H	Louisville	72 65	41	A	Georgia Tech	69 63	80	N	Gonzaga	87 69	175	A	Boston College	85 53		
20	A	Miami (FL)	81 66	42	H	James Madison	84 64	83	H	Jacksonville	90 47	204	A	UAB	93 47		
20	H	Miami (FL)	80 71	45	A	Virginia Tech	82 54	85	A	North Carolina	90 77	253	H	Jacksonville St.	73 62		
24	N	Michigan	76 62									275	H	North Florida	95 39		
												286	H	Western Caro.	90 41		
												327	N	Winthrop	98 35		
LAST 12 Division I GAMES:																	
20	H	Miami (FL)	80 71	13	H	Louisville	72 65										
175	A	Boston College	85 53	10	H	Duke	69 45										
41	A	Georgia Tech	69 63	85	A	North Carolina	90 77										
45	A	Virginia Tech	82 54	36	H	North Carolina St.	61 70										
34	H	Syracuse	77 58	20	A	Miami (FL)	81 66										
113	A	Clemson	86 27	103	A	Mercer	83 40										

Non-Div I Games:

Florida St.

■ Loss, 
 ■ Non-Conf, S Site, 
 ■ Home 
 ■ Away 
 N Neutral

Average RPI Win:	205	WON-LOST	WINNING	LAST 10	STRENGTH OF	OPP. STRENGTH	TEAM	ADJ.	CONF.	ADJ CONF.
Average RPI Loss:	84	RECORD	PCT. RANK	GAMES	SCHEDULE	OF SCHEDULE	RPI	RPI	RPI	RPI
DIV. I ONLY	16- 9	105	6- 4	153	103	120	120	12	12	
DIV. I NON-CONF.	9- 5	112	1- 1	109	91	114	114	12	12	
TOTALS	RPI 1-25	RPI 26-50	W-L RECORDS	RPI 51-100	RPI 101-150	RPI 150+				
16- 9	0- 1	1- 0	OVERALL	0- 4	2- 4	13- 0				
12- 3	0- 0	1- 0	HOME	0- 2	2- 1	9- 0				
3- 5	0- 1	0- 0	AWAY	0- 1	0- 0	3- 0				
1- 1	0- 0	0- 0	NEUTRAL	0- 1	0- 0	1- 0				
9- 5	0- 1	1- 0	NON-CONFERENCE	0- 3	1- 1	7- 0				
8- 2	0- 0	1- 0	HOME	0- 2	1- 0	6- 0				
0- 2	0- 1	0- 0	AWAY	0- 0	0- 1	0- 0				
1- 1	0- 0	0- 0	NEUTRAL	0- 1	0- 0	1- 0				
7- 4	0- 0	0- 0	CONFERENCE	0- 1	1- 3	6- 0				
4- 1	0- 0	0- 0	HOME	0- 0	1- 1	3- 0				
3- 3	0- 0	0- 0	AWAY	0- 1	0- 2	3- 0				
0- 0	0- 0	0- 0	NEUTRAL	0- 0	0- 0	0- 0				

RPI 1-25				RPI 26-50				RPI 51-100				RPI 101+ Team's RPI: 120			
RPI	S	Opponent	Score	RPI	S	Opponent	Score	RPI	S	Opponent	Score	RPI	S	Opponent	Score
2	A	Notre Dame	36 67	48	H	Little Rock	65 43	55	A	George Washington	46 63	109	H	Duquesne	64 51
								62	H	Buffalo	54 58	111	A	Saint Joseph's	44 47
								63	H	St. John's (NY)	45 59	114	A	Saint Louis	58 82
								76	N	Texas Tech	50 59	129	H	VCU	58 61
												146	H	Albany (NY)	89 82
												147	A	Iona	46 55
												163	A	George Mason	53 49
												172	H	Princeton	57 55
												175	H	Boston College	56 49
												219	H	Niagara	92 69
												224	A	St. Bonaventure	60 44
												224	H	St. Bonaventure	57 45
												229	N	Grambling	59 53
												233	H	Richmond	67 41
												237	H	UNC Asheville	55 42
												255	H	Furman	60 47
												268	H	Manhattan	63 60
												284	H	Davidson	85 72
												296	A	Rhode Island	74 69
LAST 12 Division I GAMES:															
224	H	St. Bonaventure	57 45	233	H	Richmond	67 41								
55	A	George Washington	46 63	163	A	George Mason	53 49								
114	A	Saint Louis	58 82	284	H	Davidson	85 72								
129	H	VCU	58 61	296	A	Rhode Island	74 69								
111	A	Saint Joseph's	44 47	237	H	UNC Asheville	55 42								
224	A	St. Bonaventure	60 44	62	H	Buffalo	54 58								

Non-Div I Games:

Fordham

■ Loss, 
 ■ Non-Conf, S Site, 
 ■ Home 
 ■ Away 
 N Neutral

Average RPI Win:	267	WON-LOST	WINNING	LAST 10	STRENGTH OF	OPP. STRENGTH	TEAM	ADJ.	CONF.	ADJ CONF.
Average RPI Loss:	165	RECORD	PCT. RANK	GAMES	SCHEDULE	OF SCHEDULE	RPI	RPI	RPI	RPI
DIV. I ONLY	3- 18	329	1- 9	252	164	323	323	11	11	
DIV. I NON-CONF.	2- 9	293	1- 1	291	219	318	318	10	10	
TOTALS	RPI 1-25	RPI 26-50	W-L RECORDS	RPI 51-100	RPI 101-150	RPI 150+				
3- 18	0- 0	0- 1	OVERALL	0- 4	0- 4	3- 9				
1- 7	0- 0	0- 0	HOME	0- 3	0- 1	1- 3				
1- 10	0- 0	0- 1	AWAY	0- 1	0- 3	1- 5				
1- 1	0- 0	0- 0	NEUTRAL	0- 0	0- 0	1- 1				
2- 9	0- 0	0- 0	NON-CONFERENCE	0- 1	0- 2	2- 6				
0- 3	0- 0	0- 0	HOME	0- 1	0- 0	0- 2				
1- 5	0- 0	0- 0	AWAY	0- 0	0- 2	1- 3				
1- 1	0- 0	0- 0	NEUTRAL	0- 0	0- 0	1- 1				
1- 9	0- 0	0- 1	CONFERENCE	0- 3	0- 2	1- 3				
1- 4	0- 0	0- 0	HOME	0- 2	0- 1	1- 1				
0- 5	0- 0	0- 1	AWAY	0- 1	0- 1	0- 2				
0- 0	0- 0	0- 0	NEUTRAL	0- 0	0- 0	0- 0				

RPI 1-25	RPI 26-50	RPI 51-100	RPI 101+	Team's RPI: 323
RPI S Opponent Score	RPI S Opponent Score	RPI S Opponent Score	RPI S Opponent Score	Score
	38 A South Dakota St. 51 73	60 A South Dakota 59 87	110 A Kent St. 55 66	
		78 H IUPUI 48 62	134 A Oral Roberts 56 82	
		79 H Belmont 59 85	134 H Oral Roberts 59 75	
		94 H Western Ill. 53 75	140 A Wright St. 51 62	
			161 H Oakland 61 82	
			164 H Omaha 65 62	
			174 A Western Mich. 35 61	
			192 A Illinois 33 56	
			216 N Miami (OH) 47 69	
			232 A Butler 64 70	
			239 H Coastal Caro. 57 72	
			281 A North Dakota St. 56 68	
			301 A Denver 50 78	
			301 H Denver 72 78	
			312 N Eastern Ky. 68 59	
			325 A Ill.-Chicago 61 55	
LAST 12 Division I GAMES:				
301 A Denver 50 78	281 A North Dakota St. 56 68			
78 H IUPUI 48 62	38 A South Dakota St. 51 73			
164 H Omaha 65 62	134 A Oral Roberts 56 82			
134 H Oral Roberts 59 75	94 H Western Ill. 53 75			
60 A South Dakota 59 87	312 N Eastern Ky. 68 59			
301 H Denver 72 78	140 A Wright St. 51 62			

Non-Div I Games: Defiance 76 58 Trine 71 80

Fort Wayne

■ Loss, 
 ■ Non-Conf, 
 ■ S Site, 
 ■ H Home 
 ■ A Away 
 N Neutral

Average RPI Win: <b>229</b>	WON-LOST	WINNING	LAST 10	STRENGTH OF	OPP. STRENGTH	TEAM	ADJ.	CONF.	ADJ CONF.
Average RPI Loss: <b>124</b>	RECORD	PCT. RANK	GAMES	SCHEDULE	OF SCHEDULE	RPI	RPI	RPI	RPI
DIV. I ONLY	<b>12- 9</b>	<b>132</b>	<b>6- 4</b>	<b>178</b>	<b>186</b>	<b>155</b>	<b>155</b>	<b>13</b>	<b>13</b>
DIV. I NON-CONF.	<b>5- 4</b>	<b>143</b>	<b>0- 0</b>	<b>129</b>	<b>190</b>	<b>137</b>	<b>137</b>	<b>15</b>	<b>15</b>
TOTALS	RPI 1-25	RPI 26-50	W-L RECORDS	RPI 51-100	RPI 101-150	RPI 150+			
12- 9	0- 1	0- 0	OVERALL	1- 3	2- 1	9- 4			
5- 5	0- 0	0- 0	HOME	0- 1	2- 0	3- 4			
5- 4	0- 1	0- 0	AWAY	0- 2	0- 1	5- 0			
2- 0	0- 0	0- 0	NEUTRAL	1- 0	0- 0	1- 0			
5- 4	0- 1	0- 0	NON-CONFERENCE	1- 1	1- 0	3- 2			
1- 3	0- 0	0- 0	HOME	0- 1	1- 0	0- 2			
2- 1	0- 1	0- 0	AWAY	0- 0	0- 0	2- 0			
2- 0	0- 0	0- 0	NEUTRAL	1- 0	0- 0	1- 0			
7- 5	0- 0	0- 0	CONFERENCE	0- 2	1- 1	6- 2			
4- 2	0- 0	0- 0	HOME	0- 0	1- 0	3- 2			
3- 3	0- 0	0- 0	AWAY	0- 2	0- 1	3- 0			
0- 0	0- 0	0- 0	NEUTRAL	0- 0	0- 0	0- 0			

RPI 1-25				RPI 26-50				RPI 51-100				RPI 101+ Team's RPI: 155			
RPI	S	Opponent	Score	RPI	S	Opponent	Score	RPI	S	Opponent	Score	RPI	S	Opponent	Score
8	A	Washington	54 <b>85</b>					67	H	Utah	55 <b>65</b>	105	A	Wyoming	48 <b>70</b>
								73	A	Colorado St.	56 <b>73</b>	105	H	Wyoming	52 47
								79	N	Belmont	62 53	145	H	San Francisco	61 48
								84	A	Boise St.	66 <b>67</b>	154	H	New Mexico	54 <b>80</b>
												187	H	Utah St.	47 <b>52</b>
												198	H	CSUN	57 <b>61</b>
												202	H	San Jose St.	88 74
												208	A	Pacific	74 67
												227	A	Weber St.	60 57
												243	H	UC Santa Barbara	49 <b>50</b>
												259	A	San Diego St.	59 51
												285	A	Nevada	71 70
												285	H	Nevada	68 54
												311	A	Air Force	72 56
												311	H	Air Force	63 40
												326	N	UC Irvine	63 45
LAST 12 Division I GAMES:															
105	H	Wyoming	52 47	84	A	Boise St.	66 <b>67</b>	311	H	Air Force	63 40	202	H	San Jose St.	88 74
259	A	San Diego St.	59 51	311	H	Air Force	63 40	105	A	Wyoming	48 <b>70</b>	285	A	Nevada	71 70
311	A	Air Force	72 56	202	H	San Jose St.	88 74	105	A	Wyoming	48 <b>70</b>	285	H	Nevada	68 54
187	H	Utah St.	47 <b>52</b>	105	A	Wyoming	48 <b>70</b>	285	A	Nevada	71 70	311	H	Air Force	63 40
285	H	Nevada	68 54	285	A	Nevada	71 70	154	H	New Mexico	54 <b>80</b>				
73	A	Colorado St.	56 <b>73</b>	154	H	New Mexico	54 <b>80</b>								

Non-Div I Games: Biola 71 50 Cal St. Dom. Hills 73 60

Fresno St.

■ Loss, 
 ■ Non-Conf, 
 ■ S Site, 
 ■ Home 
 ■ A Away 
 N Neutral

Average RPI Win:	253	WON-LOST	WINNING	LAST 10	STRENGTH OF	OPP. STRENGTH	TEAM	ADJ.	CONF.	ADJ CONF.
Average RPI Loss:	167	RECORD	PCT. RANK	GAMES	SCHEDULE	OF SCHEDULE	RPI	RPI	RPI	RPI
DIV. I ONLY	9- 13	221	1- 4	255	236	255	255	18	18	
DIV. I NON-CONF.	4- 9	248	0- 1	275	251	307	307	21	21	
TOTALS	RPI 1-25	RPI 26-50	W-L RECORDS	RPI 51-100	RPI 101-150	RPI 150+				
9- 13	0- 0	0- 0	OVERALL	1- 3	0- 4	8- 6				
7- 3	0- 0	0- 0	HOME	1- 0	0- 1	6- 2				
2- 9	0- 0	0- 0	AWAY	0- 1	0- 0	2- 0				
0- 1	0- 0	0- 0	NEUTRAL	0- 0	0- 1	0- 0				
4- 9	0- 0	0- 0	NON-CONFERENCE	0- 3	0- 3	4- 3				
4- 2	0- 0	0- 0	HOME	0- 0	0- 1	4- 1				
0- 6	0- 0	0- 0	AWAY	0- 3	0- 1	0- 2				
0- 1	0- 0	0- 0	NEUTRAL	0- 0	0- 1	0- 0				
5- 4	0- 0	0- 0	CONFERENCE	1- 0	0- 1	4- 3				
3- 1	0- 0	0- 0	HOME	1- 0	0- 0	2- 1				
2- 3	0- 0	0- 0	AWAY	0- 0	0- 1	2- 2				
0- 0	0- 0	0- 0	NEUTRAL	0- 0	0- 0	0- 0				

RPI 1-25				RPI 26-50				RPI 51-100				RPI 101+				Team's RPI: 255	
RPI	S	Opponent	Score	RPI	S	Opponent	Score	RPI	S	Opponent	Score	RPI	S	Opponent	Score		
								58	A	Wake Forest	52	59	103	A	Mercer	52	76
								64	A	Central Mich.	71	81	120	A	Fordham	47	60
								90	H	Chattanooga	65	48	129	H	VCU	61	75
								97	A	Georgia	62	67	143	N	Eastern Wash.	56	68
													186	H	ETSU	64	74
													221	A	UNCW	52	56
													225	A	Samford	54	50
													233	H	Richmond	48	54
													234	A	Wofford	69	49
													237	H	UNC Asheville	63	51
													252	A	UNCG	52	65
													252	H	UNCG	65	55
													284	A	Davidson	61	71
													286	A	Western Caro.	72	75
													286	H	Western Caro.	73	44
													292	H	Gardner-Webb	84	62
													318	H	USC Upstate	57	37
													344	H	N.C. Central	60	40
LAST 12 Division I GAMES:																	
				64	A	Central Mich.	71	81	103	A	Mercer	52	76				
				252	A	UNCG	52	65	234	A	Wofford	69	49				
				286	A	Western Caro.	72	75	286	H	Western Caro.	73	44				
				90	H	Chattanooga	65	48	252	H	UNCG	65	55				
				186	H	ETSU	64	74	344	H	N.C. Central	60	40				
				225	A	Samford	54	50	292	H	Gardner-Webb	84	62				

Non-Div I Games: Bob Jones 95 45 Mars Hill 81 46 Newberry 67 41

Furman

Loss, Non-Conf, S Site, H Home A Away N Neutral

## Ga. Southern

Through Games Of Feb. 8, 2017

Average RPI Win:	267	WON-LOST	WINNING	LAST 10	STRENGTH OF	OPP. STRENGTH	TEAM	ADJ.	CONF.	ADJ CONF.
Average RPI Loss:	165	RECORD	PCT. RANK	GAMES	SCHEDULE	OF SCHEDULE	RPI	RPI	RPI	RPI
DIV. I ONLY	9- 12	214	6- 4	263	281	258	258	21	21	
DIV. I NON-CONF.	3- 7	250	1- 0	180	305	255	255	19	19	
TOTALS	RPI 1-25	RPI 26-50	W-L RECORDS	RPI 51-100	RPI 101-150	RPI 150+				
9- 12	0- 0	0- 0	OVERALL	0- 1	0- 6	9- 5				
6- 5	0- 0	0- 0	HOME	0- 0	0- 3	6- 2				
3- 7	0- 0	0- 0	AWAY	0- 1	0- 3	3- 3				
0- 0	0- 0	0- 0	NEUTRAL	0- 0	0- 0	0- 0				
3- 7	0- 0	0- 0	NON-CONFERENCE	0- 1	0- 4	3- 2				
2- 2	0- 0	0- 0	HOME	0- 0	0- 2	2- 0				
1- 5	0- 0	0- 0	AWAY	0- 1	0- 2	1- 2				
0- 0	0- 0	0- 0	NEUTRAL	0- 0	0- 0	0- 0				
6- 5	0- 0	0- 0	CONFERENCE	0- 0	0- 2	6- 3				
4- 3	0- 0	0- 0	HOME	0- 0	0- 1	4- 2				
2- 2	0- 0	0- 0	AWAY	0- 0	0- 1	2- 1				
0- 0	0- 0	0- 0	NEUTRAL	0- 0	0- 0	0- 0				

RPI 1-25			RPI 26-50			RPI 51-100			RPI 101+			Team's RPI: 258
RPI	S	Opponent	Score	RPI	S	Opponent	Score	RPI	S	Opponent	Score	
						78 A IUPUI	57 83	103 H Mercer			56 77	
								104 A Troy			67 77	
								104 H Troy			86 89	
								113 A Clemson			47 58	
								118 A Alabama			48 66	
								136 H UCF			54 74	
								185 H Appalachian St.			53 50	
								191 A Louisiana			52 79	
								191 H Louisiana			63 60	
								239 H Coastal Caro.			78 70	
								248 A South Ala.			53 45	
								248 H South Ala.			46 55	
								251 A Charleston So.			54 55	
								253 A Jacksonville St.			55 67	
								260 A Savannah St.			50 45	
								277 H N.C. A&T			65 50	
								283 H Georgia St.			54 58	
								332 A La.-Monroe			65 44	
								332 H La.-Monroe			76 65	
								339 H South Carolina St.			74 58	
LAST 12 Division I GAMES:												
332 H		La.-Monroe	76 65	191 A		Louisiana	52 79					
191 H		Louisiana	63 60	332 A		La.-Monroe	65 44					
248 A		South Ala.	53 45	104 H		Troy	86 89					
104 A		Troy	67 77	248 H		South Ala.	46 55					
185 H		Appalachian St.	53 50	283 H		Georgia St.	54 58					
239 H		Coastal Caro.	78 70	339 H		South Carolina St.	74 58					

Non-Div I Games: Thomas (GA) 106 43

Ga. Southern

■ Loss, 
 ■ Non-Conf, 
 ■ S Site, 
 ■ H Home 
 ■ A Away 
 N Neutral

Average RPI Win:	297	WON-LOST	WINNING	LAST 10	STRENGTH OF	OPP. STRENGTH	TEAM	ADJ.	CONF.	ADJ CONF.
Average RPI Loss:	202	RECORD	PCT. RANK	GAMES	SCHEDULE	OF SCHEDULE	RPI	RPI	RPI	RPI
DIV. I ONLY	7- 12	243	5- 5	329	303	292	292	28	28	
DIV. I NON-CONF.	2- 6	275	0- 0	278	271	267	267	28	28	
TOTALS	RPI 1-25	RPI 26-50	W-L RECORDS	RPI 51-100	RPI 101-150	RPI 150+				
7- 12	0- 0	0- 1	OVERALL	0- 0	0- 2	7- 9				
3- 2	0- 0	0- 0	HOME	0- 0	0- 0	3- 2				
4- 8	0- 0	0- 1	AWAY	0- 0	0- 1	4- 3				
0- 2	0- 0	0- 0	NEUTRAL	0- 0	0- 0	0- 2				
2- 6	0- 0	0- 1	NON-CONFERENCE	0- 0	0- 1	2- 4				
0- 0	0- 0	0- 0	HOME	0- 0	0- 0	0- 0				
2- 4	0- 0	0- 1	AWAY	0- 0	0- 1	2- 2				
0- 2	0- 0	0- 0	NEUTRAL	0- 0	0- 0	0- 2				
5- 6	0- 0	0- 0	CONFERENCE	0- 0	0- 1	5- 5				
3- 2	0- 0	0- 0	HOME	0- 0	0- 0	3- 2				
2- 4	0- 0	0- 0	AWAY	0- 0	0- 1	2- 3				
0- 0	0- 0	0- 0	NEUTRAL	0- 0	0- 0	0- 0				

RPI 1-25			RPI 26-50			RPI 51-100			RPI 101+			Team's RPI: 292
RPI	S	Opponent	Score	RPI	S	Opponent	Score	RPI	S	Opponent	Score	
				45	A	Virginia Tech	42 76					
								136	A	UCF	52 66	
								139	A	Radford	57 67	
								185	N	Appalachian St.	67 72	
								204	N	UAB	49 59	
								220	H	Campbell	61 73	
								222	H	Presbyterian	55 56	
								234	A	Wofford	66 75	
								237	H	UNC Asheville	55 52	
								240	A	Liberty	63 66	
								240	H	Liberty	84 82	
								251	A	Charleston So.	57 64	
								255	A	Furman	62 84	
								286	A	Western Caro.	68 60	
								290	A	High Point	69 71	
								318	A	USC Upstate	57 53	
								327	A	Winthrop	89 54	
								335	A	Longwood	77 43	
								335	H	Longwood	89 55	
LAST 12 Division I GAMES:												
335	H	Longwood	89 55	237	H	UNC Asheville	55 52					
240	A	Liberty	63 66	240	H	Liberty	84 82					
327	A	Winthrop	89 54	335	A	Longwood	77 43					
220	H	Campbell	61 73	222	H	Presbyterian	55 56					
251	A	Charleston So.	57 64	139	A	Radford	57 67					
290	A	High Point	69 71	255	A	Furman	62 84					

Non-Div I Games: Montreat 92 45 Southern Wesleyan 86 62 Converse 68 38

Gardner-Webb

Loss, Non-Conf, S Site, H Home A Away N Neutral

Average RPI Win:	230	WON-LOST	WINNING	LAST 10	STRENGTH OF	OPP. STRENGTH	TEAM	ADJ.	CONF.	ADJ CONF.
Average RPI Loss:	118	RECORD	PCT. RANK	GAMES	SCHEDULE	OF SCHEDULE	RPI	RPI	RPI	RPI
DIV. I ONLY	12- 13	182	3- 7	134	201	163	163	12	12	
DIV. I NON-CONF.	7- 6	157	1- 0	117	283	125	125	12	12	
TOTALS	RPI 1-25	RPI 26-50	W-L RECORDS	RPI 51-100	RPI 101-150	RPI 150+				
12- 13	0- 0	0- 1	OVERALL	0- 3	4- 6	8- 3				
6- 5	0- 0	0- 0	HOME	0- 2	3- 3	3- 0				
6- 7	0- 0	0- 1	AWAY	0- 0	1- 3	5- 3				
0- 1	0- 0	0- 0	NEUTRAL	0- 1	0- 0	0- 0				
7- 6	0- 0	0- 1	NON-CONFERENCE	0- 1	3- 3	4- 1				
3- 2	0- 0	0- 0	HOME	0- 0	2- 2	1- 0				
4- 3	0- 0	0- 1	AWAY	0- 0	1- 1	3- 1				
0- 1	0- 0	0- 0	NEUTRAL	0- 1	0- 0	0- 0				
5- 7	0- 0	0- 0	CONFERENCE	0- 2	1- 3	4- 2				
3- 3	0- 0	0- 0	HOME	0- 2	1- 1	2- 0				
2- 4	0- 0	0- 0	AWAY	0- 0	0- 2	2- 2				
0- 0	0- 0	0- 0	NEUTRAL	0- 0	0- 0	0- 0				

RPI S	Opponent	Score	RPI S	Opponent	Score	RPI S	Opponent	Score	RPI S	Opponent	Score	Team's RPI: 163
46	A Georgetown	56 69	55	H George Washington	71 79	107	H SFA	76 77				
			57	H Dayton	48 60	109	A Duquesne	57 76				
			70	N Drexel	71 82	114	A Saint Louis	50 89				
						114	H Navy	68 64				
						116	A Delaware	51 67				
						120	H Fordham	49 53				
						125	H Arizona	70 81				
						129	H VCU	70 59				
						139	H Radford	70 56				
						148	A Detroit	55 54				
						162	A La Salle	57 59				
						166	A Towson	75 79				
						224	H St. Bonaventure	52 49				
						233	A Richmond	54 50				
						269	H Norfolk St.	60 33				
						273	A FIU	67 51				
						284	A Davidson	54 58				
						284	H Davidson	59 55				
						298	A Massachusetts	66 55				
						321	A Illinois St.	72 46				
						333	A LIU Brooklyn	64 48				
LAST 12 Division I GAMES:												
284	H Davidson	59 55	129	H VCU	70 59							
109	A Duquesne	57 76	55	H George Washington	71 79							
162	A La Salle	57 59	120	H Fordham	49 53							
57	H Dayton	48 60	114	A Saint Louis	50 89							
233	A Richmond	54 50	224	H St. Bonaventure	52 49							
284	A Davidson	54 58	273	A FIU	67 51							

Non-Div I Games:

George Mason

■ Loss, 
■ Non-Conf, 
■ S Site, 
■ H Home 
■ A Away 
N Neutral



Average RPI Win:	176	WON-LOST	WINNING	LAST 10	STRENGTH OF	OPP. STRENGTH	TEAM	ADJ.	CONF.	ADJ CONF.
Average RPI Loss:	75	RECORD	PCT. RANK	GAMES	SCHEDULE	OF SCHEDULE	RPI	RPI	RPI	RPI
DIV. I ONLY	16- 8	81	7- 3	91	84	55	55	12	12	
DIV. I NON-CONF.	7- 5	137	1- 0	52	28	76	76	12	12	
TOTALS	RPI 1-25	RPI 26-50	W-L RECORDS	RPI 51-100	RPI 101-150	RPI 150+				
16- 8	0- 1	0- 3	OVERALL	3- 1	4- 2	9- 1				
8- 2	0- 1	0- 0	HOME	0- 0	3- 1	5- 0				
6- 5	0- 0	0- 2	AWAY	1- 1	1- 1	4- 1				
2- 1	0- 0	0- 1	NEUTRAL	2- 0	0- 0	0- 0				
7- 5	0- 1	0- 3	NON-CONFERENCE	3- 0	0- 0	4- 1				
4- 1	0- 1	0- 0	HOME	0- 0	0- 0	4- 0				
1- 3	0- 0	0- 2	AWAY	1- 0	0- 0	0- 1				
2- 1	0- 0	0- 1	NEUTRAL	2- 0	0- 0	0- 0				
9- 3	0- 0	0- 0	CONFERENCE	0- 1	4- 2	5- 0				
4- 1	0- 0	0- 0	HOME	0- 0	3- 1	1- 0				
5- 2	0- 0	0- 0	AWAY	0- 1	1- 1	4- 0				
0- 0	0- 0	0- 0	NEUTRAL	0- 0	0- 0	0- 0				

RPI 1-25				RPI 26-50				RPI 51-100 Team's RPI: 55				RPI 101+			
RPI	S	Opponent	Score	RPI	S	Opponent	Score	RPI	S	Opponent	Score	RPI	S	Opponent	Score
12	H	Stanford	52 71	34	N	Syracuse	71 74	57	A	Dayton	48 50	109	A	Duquesne	75 40
				38	A	South Dakota St.	55 60	66	A	Villanova	72 69	109	H	Duquesne	63 73
				46	A	Georgetown	57 72	82	N	Western Ky.	68 49	111	H	Saint Joseph's	53 44
								93	N	FGCU	76 47	114	A	Saint Louis	59 67
												120	H	Fordham	63 46
												129	H	VCU	81 67
												162	A	La Salle	79 65
												163	A	George Mason	79 71
												172	H	Princeton	56 45
												189	A	American	61 66
												192	H	Illinois	72 56
												242	H	Loyola Maryland	74 64
												284	H	Davidson	76 62
												294	H	Coppin St.	77 46
												296	A	Rhode Island	72 44
												298	A	Massachusetts	60 54
LAST 12 Division I GAMES:															
296	A	Rhode Island	72 44	284	H	Davidson	76 62								
162	A	La Salle	79 65	163	A	George Mason	79 71								
120	H	Fordham	63 46	57	A	Dayton	48 50								
109	H	Duquesne	63 73	111	H	Saint Joseph's	53 44								
114	A	Saint Louis	59 67	109	A	Duquesne	75 40								
298	A	Massachusetts	60 54	242	H	Loyola Maryland	74 64								

Non-Div I Games:

George Washington

■ Loss, 
 ■ Non-Conf, S Site, 
 ■ Home 
 ■ Away 
 N Neutral

Average RPI Win: <b>150</b>	WON-LOST	WINNING	LAST 10	STRENGTH OF	OPP. STRENGTH	TEAM	ADJ.	CONF.	ADJ CONF.
Average RPI Loss: <b>41</b>	RECORD	PCT. RANK	GAMES	SCHEDULE	OF SCHEDULE	RPI	RPI	RPI	RPI
DIV. I ONLY	<b>14- 8</b>	<b>106</b>	<b>6- 4</b>	<b>54</b>	<b>56</b>	<b>46</b>	<b>46</b>	<b>7</b>	<b>7</b>
DIV. I NON-CONF.	<b>8- 2</b>	<b>49</b>	<b>0- 0</b>	<b>38</b>	<b>60</b>	<b>9</b>	<b>9</b>	<b>7</b>	<b>7</b>
TOTALS	RPI 1-25	RPI 26-50	W-L RECORDS	RPI 51-100	RPI 101-150	RPI 150+			
14- 8	0- 3	0- 2	OVERALL	3- 3	3- 0	8- 0			
6- 4	0- 2	0- 1	HOME	2- 1	1- 0	3- 0			
6- 4	0- 1	0- 1	AWAY	0- 2	1- 0	5- 0			
2- 0	0- 0	0- 0	NEUTRAL	1- 0	1- 0	0- 0			
8- 2	0- 0	0- 1	NON-CONFERENCE	2- 1	3- 0	3- 0			
3- 0	0- 0	0- 0	HOME	1- 0	1- 0	1- 0			
3- 2	0- 0	0- 1	AWAY	0- 1	1- 0	2- 0			
2- 0	0- 0	0- 0	NEUTRAL	1- 0	1- 0	0- 0			
6- 6	0- 3	0- 1	CONFERENCE	1- 2	0- 0	5- 0			
3- 4	0- 2	0- 1	HOME	1- 1	0- 0	2- 0			
3- 2	0- 1	0- 0	AWAY	0- 1	0- 0	3- 0			
0- 0	0- 0	0- 0	NEUTRAL	0- 0	0- 0	0- 0			

RPI 1-25				RPI 26-50				Team's RPI: 46				RPI 51-100				RPI 101+			
RPI	S	Opponent	Score	RPI	S	Opponent	Score	RPI	S	Opponent	Score	RPI	S	Opponent	Score	RPI	S	Opponent	Score
15	H	DePaul	53 76	43	H	Marquette	77 84	54	A	Minnesota	60 68	116	A	Delaware	54 46				
21	A	Creighton	68 70	45	A	Virginia Tech	63 73	55	H	George Washington	72 57	118	H	Alabama	70 59				
21	H	Creighton	59 67					63	H	St. John's (NY)	66 71	140	N	Wright St.	67 60				
								66	A	Villanova	50 71	163	H	George Mason	69 56				
								66	H	Villanova	54 49	166	A	Towson	75 59				
								81	N	Penn St.	68 54	169	A	Providence	71 39				
												169	H	Providence	72 70				
												171	A	Xavier	69 64				
												181	H	Seton Hall	77 58				
												232	A	Butler	58 52				
												273	A	FIU	66 53				
LAST 12 Division I GAMES:																			
21	H	Creighton	59 67	63	H	St. John's (NY)	66 71												
169	H	Providence	72 70	169	A	Providence	71 39												
66	H	Villanova	54 49	21	A	Creighton	68 70												
232	A	Butler	58 52	66	A	Villanova	50 71												
171	A	Xavier	69 64	43	H	Marquette	77 84												
181	H	Seton Hall	77 58	15	H	DePaul	53 76												

Non-Div I Games:

Georgetown

■ Loss, 
 ■ Non-Conf, S Site, 
 ■ Home 
 ■ Away 
 N Neutral

Average RPI Win:	153	WON-LOST	WINNING	LAST 10	STRENGTH OF	OPP. STRENGTH	TEAM	ADJ.	CONF.	ADJ CONF.
Average RPI Loss:	60	RECORD	PCT. RANK	GAMES	SCHEDULE	OF SCHEDULE	RPI	RPI	RPI	RPI
DIV. I ONLY	12- 11	161	4- 6	47	32	97	97	2	2	
DIV. I NON-CONF.	8- 5	124	1- 1	153	109	136	136	2	2	
TOTALS	RPI 1-25	RPI 26-50	W-L RECORDS	RPI 51-100	RPI 101-150	RPI 150+				
12- 11	2- 3	0- 3	OVERALL	2- 4	3- 0	5- 1				
9- 4	2- 1	0- 0	HOME	1- 2	2- 0	4- 1				
2- 6	0- 2	0- 2	AWAY	0- 2	1- 0	1- 0				
1- 1	0- 0	0- 1	NEUTRAL	1- 0	0- 0	0- 0				
8- 5	0- 0	0- 2	NON-CONFERENCE	2- 2	1- 0	5- 1				
6- 2	0- 0	0- 0	HOME	1- 1	1- 0	4- 1				
1- 2	0- 0	0- 1	AWAY	0- 1	0- 0	1- 0				
1- 1	0- 0	0- 1	NEUTRAL	1- 0	0- 0	0- 0				
4- 6	2- 3	0- 1	CONFERENCE	0- 2	2- 0	0- 0				
3- 2	2- 1	0- 0	HOME	0- 1	1- 0	0- 0				
1- 4	0- 2	0- 1	AWAY	0- 1	1- 0	0- 0				
0- 0	0- 0	0- 0	NEUTRAL	0- 0	0- 0	0- 0				

RPI 1-25				RPI 26-50				RPI 51-100 Team's RPI: 97				RPI 101+			
RPI	S	Opponent	Score	RPI	S	Opponent	Score	RPI	S	Opponent	Score	RPI	S	Opponent	Score
3	A	South Carolina	63 66	27	N	South Fla.	65 81	54	N	Minnesota	70 58	103	H	Mercer	72 64
3	H	South Carolina	44 62	30	A	Missouri	45 63	68	A	Oklahoma St.	51 71	108	H	Vanderbilt	70 68
14	H	Tennessee	81 78	41	A	Georgia Tech	45 52	69	H	Virginia	43 66	124	A	Arkansas	69 66
17	A	Kentucky	61 82					75	H	Florida	68 76	152	A	Cincinnati	51 48
19	H	Texas A&M	69 59					95	H	BYU	81 51	225	H	Samford	59 65
								98	A	Ole Miss	62 69	255	H	Furman	67 62
												282	H	Kennesaw St.	82 40
												286	H	Western Caro.	78 43
												339	H	South Carolina St.	64 50
LAST 12 Division I GAMES:															
14	H	Tennessee	81 78	3	A	South Carolina	63 66								
124	A	Arkansas	69 66	108	H	Vanderbilt	70 68								
98	A	Ole Miss	62 69	19	H	Texas A&M	69 59								
3	H	South Carolina	44 62	30	A	Missouri	45 63								
75	H	Florida	68 76	286	H	Western Caro.	78 43								
17	A	Kentucky	61 82	225	H	Samford	59 65								

Non-Div I Games:

Georgia

■ Loss, 
 ■ Non-Conf, S Site, 
 ■ Home 
 ■ Away 
 N Neutral

Average RPI Win:	229	WON-LOST	WINNING	LAST 10	STRENGTH OF	OPP. STRENGTH	TEAM	ADJ.	CONF.	ADJ CONF.
Average RPI Loss:	176	RECORD	PCT. RANK	GAMES	SCHEDULE	OF SCHEDULE	RPI	RPI	RPI	RPI
DIV. I ONLY	7- 14	260	3- 7	261	224	283	283	21	21	
DIV. I NON-CONF.	3- 7	250	0- 1	165	174	244	244	19	19	
TOTALS	RPI 1-25	RPI 26-50	W-L RECORDS	RPI 51-100	RPI 101-150	RPI 150+				
7- 14	0- 0	0- 2	OVERALL	0- 1	1- 2	6- 9				
2- 8	0- 0	0- 1	HOME	0- 0	0- 1	2- 6				
4- 4	0- 0	0- 1	AWAY	0- 0	1- 1	3- 2				
1- 2	0- 0	0- 0	NEUTRAL	0- 1	0- 0	1- 1				
3- 7	0- 0	0- 2	NON-CONFERENCE	0- 1	0- 1	3- 3				
1- 3	0- 0	0- 1	HOME	0- 0	0- 0	1- 2				
1- 2	0- 0	0- 1	AWAY	0- 0	0- 1	1- 0				
1- 2	0- 0	0- 0	NEUTRAL	0- 1	0- 0	1- 1				
4- 7	0- 0	0- 0	CONFERENCE	0- 0	1- 1	3- 6				
1- 5	0- 0	0- 0	HOME	0- 0	0- 1	1- 4				
3- 2	0- 0	0- 0	AWAY	0- 0	1- 0	2- 2				
0- 0	0- 0	0- 0	NEUTRAL	0- 0	0- 0	0- 0				

RPI S	Opponent	Score	RPI S	Opponent	Score	RPI S	Opponent	Score	RPI S	Opponent	Score	Team's RPI: 283
29	H Elon	67 84	81	N Penn St.	42 69	104	A Troy	68 65	104	H Troy	69 87	
41	A Georgia Tech	42 73				118	A Alabama	57 80	185	H Appalachian St.	63 67	
						188	A Morehead St.	68 50	189	N American	59 58	
						191	A Louisiana	65 72	191	H Louisiana	64 70	
						217	H Akron	66 78	221	H UNCW	66 72	
						239	H Coastal Caro.	67 73	248	A South Ala.	55 45	
						248	H South Ala.	47 77	258	A Ga. Southern	58 54	
						271	N Eastern Mich.	59 69	282	H Kennesaw St.	62 59	
						332	A La.-Monroe	63 72	332	H La.-Monroe	87 35	
LAST 12 Division I GAMES:												
191	H Louisiana	64 70	332	A La.-Monroe	63 72							
332	H La.-Monroe	87 35	191	A Louisiana	65 72							
104	A Troy	68 65	248	H South Ala.	47 77							
248	A South Ala.	55 45	104	H Troy	69 87							
239	H Coastal Caro.	67 73	258	A Ga. Southern	58 54							
185	H Appalachian St.	63 67	29	H Elon	67 84							

Non-Div I Games: Allen

96 58

Georgia St.

Average RPI Win:	142	WON-LOST	WINNING	LAST 10	STRENGTH OF	OPP. STRENGTH	TEAM	ADJ.	CONF.	ADJ CONF.
Average RPI Loss:	46	RECORD	PCT. RANK	GAMES	SCHEDULE	OF SCHEDULE	RPI	RPI	RPI	RPI
DIV. I ONLY	14- 9	114	3- 7	19	47	41	41	3	3	
DIV. I NON-CONF.	11- 2	24	2- 0	78	113	34	34	4	4	
TOTALS	RPI 1-25	RPI 26-50	W-L RECORDS	RPI 51-100	RPI 101-150	RPI 150+				
14- 9	0- 5	3- 0	OVERALL	3- 2	1- 2	7- 0				
9- 4	0- 4	2- 0	HOME	1- 0	1- 0	5- 0				
3- 5	0- 1	0- 0	AWAY	1- 2	0- 2	2- 0				
2- 0	0- 0	1- 0	NEUTRAL	1- 0	0- 0	0- 0				
11- 2	0- 1	1- 0	NON-CONFERENCE	3- 0	1- 1	6- 0				
7- 1	0- 1	0- 0	HOME	1- 0	1- 0	5- 0				
2- 1	0- 0	0- 0	AWAY	1- 0	0- 1	1- 0				
2- 0	0- 0	1- 0	NEUTRAL	1- 0	0- 0	0- 0				
3- 7	0- 4	2- 0	CONFERENCE	0- 2	0- 1	1- 0				
2- 3	0- 3	2- 0	HOME	0- 0	0- 0	0- 0				
1- 4	0- 1	0- 0	AWAY	0- 2	0- 1	1- 0				
0- 0	0- 0	0- 0	NEUTRAL	0- 0	0- 0	0- 0				

RPI 1-25				RPI 26-50				Team's RPI: 41				RPI 51-100				RPI 101+			
RPI	S	Opponent	Score	RPI	S	Opponent	Score	RPI	S	Opponent	Score	RPI	S	Opponent	Score	RPI	S	Opponent	Score
2	H	Notre Dame	38 55	30	N	Missouri	72 70	57	N	Dayton	81 68	103	H	Mercer	70 50				
5	H	Florida St.	63 69	34	H	Syracuse	75 66	58	A	Wake Forest	65 70	113	A	Clemson	61 62				
10	H	Duke	68 75	45	H	Virginia Tech	87 81	69	A	Virginia	64 65	118	A	Alabama	65 67				
13	A	Louisville	51 91					89	A	Middle Tenn.	61 60	172	H	Princeton	67 51				
24	H	Michigan	52 92					97	H	Georgia	52 45	175	A	Boston College	71 67				
												185	H	Appalachian St.	81 52				
												210	H	Alabama St.	70 48				
												225	H	Samford	62 57				
												282	A	Kennesaw St.	86 49				
												283	H	Georgia St.	73 42				
LAST 12 Division I GAMES:																			
				45	H	Virginia Tech	87 81	34	H	Syracuse	75 66								
				69	A	Virginia	64 65	175	A	Boston College	71 67								
				113	A	Clemson	61 62	10	H	Duke	68 75								
				5	H	Florida St.	63 69	2	H	Notre Dame	38 55								
				58	A	Wake Forest	65 70	172	H	Princeton	67 51								
				13	A	Louisville	51 91	89	A	Middle Tenn.	61 60								

Non-Div I Games:

Georgia Tech

■ Loss, 
■ Non-Conf, S Site, 
■ Home 
■ Away 
N Neutral

Average RPI Win: <b>192</b>	WON-LOST	WINNING	LAST 10	STRENGTH OF	OPP. STRENGTH	TEAM	ADJ.	CONF.	ADJ CONF.
Average RPI Loss: <b>136</b>	RECORD	PCT. RANK	GAMES	SCHEDULE	OF SCHEDULE	RPI	RPI	RPI	RPI
DIV. I ONLY	19- 4	13	10- 0	237	98	80	80	15	15
DIV. I NON-CONF.	9- 2	37	0- 0	151	45	55	55	13	13
TOTALS	RPI 1-25	RPI 26-50	W-L RECORDS	RPI 51-100	RPI 101-150	RPI 150+			
19- 4	1- 2	0- 0	OVERALL	3- 0	3- 0	12- 2			
11- 1	0- 0	0- 0	HOME	3- 0	1- 0	7- 1			
7- 1	1- 0	0- 0	AWAY	0- 0	2- 0	4- 1			
1- 2	0- 2	0- 0	NEUTRAL	0- 0	0- 0	1- 0			
9- 2	1- 2	0- 0	NON-CONFERENCE	2- 0	1- 0	5- 0			
6- 0	0- 0	0- 0	HOME	2- 0	0- 0	4- 0			
2- 0	1- 0	0- 0	AWAY	0- 0	1- 0	0- 0			
1- 2	0- 2	0- 0	NEUTRAL	0- 0	0- 0	1- 0			
10- 2	0- 0	0- 0	CONFERENCE	1- 0	2- 0	7- 2			
5- 1	0- 0	0- 0	HOME	1- 0	1- 0	3- 1			
5- 1	0- 0	0- 0	AWAY	0- 0	1- 0	4- 1			
0- 0	0- 0	0- 0	NEUTRAL	0- 0	0- 0	0- 0			

RPI 1-25				RPI 26-50				RPI 51-100 Team's RPI: 80				RPI 101+			
RPI	S	Opponent	Score	RPI	S	Opponent	Score	RPI	S	Opponent	Score	RPI	S	Opponent	Score
5	N	Florida St.	69 <b>87</b>					51	H	Northwestern	67 56	128	A	St. Mary's (CA)	79 75
12	A	Stanford	68 63					53	H	Washington St.	79 61	143	A	Eastern Wash.	73 54
24	N	Michigan	66 <b>78</b>					95	H	BYU	87 52	145	H	San Francisco	61 46
												158	A	Santa Clara	50 49
												158	H	Santa Clara	51 39
												208	H	Pacific	63 <b>65</b>
												209	A	Loyola Marymount	80 56
												217	A	San Diego	57 55
												222	H	Presbyterian	79 39
												231	H	Colgate	72 42
												278	A	Portland	85 50
												278	H	Portland	67 55
												306	H	Nicholls St.	78 46
												308	A	Pepperdine	69 <b>79</b>
												308	H	Pepperdine	83 61
												326	H	UC Irvine	102 38
												327	N	Winthrop	71 41
LAST 12 Division I GAMES:															
158	A	Santa Clara	50 49	128	A	St. Mary's (CA)	79 75								
95	H	BYU	87 52	209	A	Loyola Marymount	80 56								
308	H	Pepperdine	83 61	278	H	Portland	67 55								
217	A	San Diego	57 55	145	H	San Francisco	61 46								
278	A	Portland	85 50	208	H	Pacific	63 <b>65</b>								
158	H	Santa Clara	51 39	308	A	Pepperdine	69 <b>79</b>								

Non-Div I Games:

Gonzaga

■ Loss, 
 ■ Non-Conf, 
 ■ S Site, 
 ■ H Home 
 ■ A Away 
 N Neutral

Average RPI Win:	300	WON-LOST	WINNING	LAST 10	STRENGTH OF	OPP. STRENGTH	TEAM	ADJ.	CONF.	ADJ CONF.
Average RPI Loss:	150	RECORD	PCT. RANK	GAMES	SCHEDULE	OF SCHEDULE	RPI	RPI	RPI	RPI
DIV. I ONLY	10- 12	201	7- 3	318	266	229	229	30	30	
DIV. I NON-CONF.	2- 9	293	1- 0	242	79	274	274	29	29	
TOTALS	RPI 1-25	RPI 26-50	W-L RECORDS	RPI 51-100	RPI 101-150	RPI 150+				
10- 12	0- 1	0- 1	OVERALL	0- 1	0- 4	10- 5				
4- 2	0- 0	0- 0	HOME	0- 0	0- 0	4- 2				
6- 8	0- 0	0- 0	AWAY	0- 0	0- 0	6- 1				
0- 2	0- 0	0- 0	NEUTRAL	0- 0	0- 2	0- 0				
2- 9	0- 1	0- 1	NON-CONFERENCE	0- 1	0- 4	2- 2				
0- 1	0- 0	0- 0	HOME	0- 0	0- 0	0- 1				
2- 6	0- 1	0- 1	AWAY	0- 1	0- 2	2- 1				
0- 2	0- 0	0- 0	NEUTRAL	0- 0	0- 2	0- 0				
8- 3	0- 0	0- 0	CONFERENCE	0- 0	0- 0	8- 3				
4- 1	0- 0	0- 0	HOME	0- 0	0- 0	4- 1				
4- 2	0- 0	0- 0	AWAY	0- 0	0- 0	4- 2				
0- 0	0- 0	0- 0	NEUTRAL	0- 0	0- 0	0- 0				

RPI 1-25				RPI 26-50				RPI 51-100				RPI 101+ Team's RPI: 229			
RPI	S	Opponent	Score	RPI	S	Opponent	Score	RPI	S	Opponent	Score	RPI	S	Opponent	Score
20	A	Miami (FL)	61 89	39	A	Tulane	56 79	74	A	Southern California	64 75	101	N	SMU	36 56
												120	N	Fordham	53 59
												122	A	TCU	47 83
												125	A	Arizona	46 73
												160	A	Louisiana Tech	55 69
												203	A	Texas Southern	61 69
												210	A	Alabama St.	60 45
												236	A	Southern U.	70 63
												236	H	Southern U.	68 71
												286	H	Mississippi Val.	88 67
												288	A	Prairie View	49 51
												293	H	Ark.-Pine Bluff	56 54
												306	H	Nicholls St.	60 71
												307	A	Alcorn	67 63
												307	H	Alcorn	86 63
												332	A	La.-Monroe	59 54
												336	A	Southeastern La.	87 71
												348	H	Jackson St.	90 85
												349	A	Alabama A&M	68 53
LAST 12 Division I GAMES:															
307	A	Alcorn	67 63	203	A	Texas Southern	61 69								
236	A	Southern U.	70 63	307	H	Alcorn	86 63								
286	H	Mississippi Val.	88 67	236	H	Southern U.	68 71								
293	H	Ark.-Pine Bluff	56 54	349	A	Alabama A&M	68 53								
348	H	Jackson St.	90 85	210	A	Alabama St.	60 45								
288	A	Prairie View	49 51	336	A	Southeastern La.	87 71								

Non-Div I Games:

Grambling

■ Loss, 
■ Non-Conf, 
■ S Site, 
■ H Home 
■ A Away 
N Neutral

## Grand Canyon

Through Games Of Feb. 8, 2017

Average RPI Win: <b>286</b>	WON-LOST	WINNING	LAST 10	STRENGTH OF	OPP. STRENGTH	TEAM	ADJ.	CONF.	ADJ CONF.
Average RPI Loss: <b>163</b>	RECORD	PCT. RANK	GAMES	SCHEDULE	OF SCHEDULE	RPI	RPI	RPI	RPI
DIV. I ONLY	11- 8	131	5- 4	321	258	223	223	29	29
DIV. I NON-CONF.	7- 5	137	3- 1	289	200	197	197	30	30
TOTALS	RPI 1-25	RPI 26-50	W-L RECORDS	RPI 51-100	RPI 101-150	RPI 150+			
11- 8	0- 2	0- 0	OVERALL	0- 0	1- 0	10- 6			
9- 2	0- 1	0- 0	HOME	0- 0	1- 0	8- 1			
2- 6	0- 1	0- 0	AWAY	0- 0	0- 0	2- 5			
0- 0	0- 0	0- 0	NEUTRAL	0- 0	0- 0	0- 0			
7- 5	0- 2	0- 0	NON-CONFERENCE	0- 0	1- 0	6- 3			
6- 1	0- 1	0- 0	HOME	0- 0	1- 0	5- 0			
1- 4	0- 1	0- 0	AWAY	0- 0	0- 0	1- 3			
0- 0	0- 0	0- 0	NEUTRAL	0- 0	0- 0	0- 0			
4- 3	0- 0	0- 0	CONFERENCE	0- 0	0- 0	4- 3			
3- 1	0- 0	0- 0	HOME	0- 0	0- 0	3- 1			
1- 2	0- 0	0- 0	AWAY	0- 0	0- 0	1- 2			
0- 0	0- 0	0- 0	NEUTRAL	0- 0	0- 0	0- 0			

RPI 1-25				RPI 26-50				RPI 51-100				RPI 101+ Team's RPI: 223			
RPI	S	Opponent	Score	RPI	S	Opponent	Score	RPI	S	Opponent	Score	RPI	S	Opponent	Score
8	H	Washington	66 <b>101</b>									142	H	Idaho	64 60
10	A	Duke	47 <b>90</b>									157	A	UC Riverside	64 <b>77</b>
												176	A	Rice	50 <b>64</b>
												197	H	New Mexico St.	65 <b>81</b>
												215	A	Seattle U	60 <b>86</b>
												249	A	Hawaii	47 <b>51</b>
												254	H	UTRGV	60 59
												270	H	Cal Poly	64 59
												276	A	Southern Utah	76 73
												291	A	CSU Bakersfield	59 <b>74</b>
												297	H	Northern Ariz.	76 65
												301	H	Denver	73 70
												307	H	Alcorn	77 44
												310	H	UMKC	75 64
												329	H	Chicago St.	57 39
												330	H	Fla. Atlantic	81 60
												331	A	Utah Valley	62 46
LAST 12 Division I GAMES:															
291	A	CSU Bakersfield	59 <b>74</b>	331	A	Utah Valley	62 46								
329	H	Chicago St.	57 39	249	A	Hawaii	47 <b>51</b>								
310	H	UMKC	75 64	297	H	Northern Ariz.	76 65								
215	A	Seattle U	60 <b>86</b>	276	A	Southern Utah	76 73								
254	H	UTRGV	60 59	270	H	Cal Poly	64 59								
197	H	New Mexico St.	65 <b>81</b>	330	H	Fla. Atlantic	81 60								

Non-Div I Games: Chaminade 85 55

Grand Canyon

■ Loss, 
 ■ Non-Conf, S Site, 
 ■ Home 
 ■ Away 
 N Neutral



Average RPI Win: <b>167</b>	WON-LOST	WINNING	LAST 10	STRENGTH OF	OPP. STRENGTH	TEAM	ADJ.	CONF.	ADJ CONF.
Average RPI Loss: <b>129</b>	RECORD	PCT. RANK	GAMES	SCHEDULE	OF SCHEDULE	RPI	RPI	RPI	RPI
DIV. I ONLY	19- 4	13	1- 3	89	130	33	33	20	20
DIV. I NON-CONF.	9- 2	37	0- 1	9	20	5	5	20	20
TOTALS	RPI 1-25	RPI 26-50	W-L RECORDS	RPI 51-100	RPI 101-150	RPI 150+			
19- 4	0- 1	5- 0	OVERALL	2- 0	2- 1	10- 2			
10- 1	0- 0	3- 0	HOME	0- 0	2- 0	5- 1			
9- 3	0- 1	2- 0	AWAY	2- 0	0- 1	5- 1			
0- 0	0- 0	0- 0	NEUTRAL	0- 0	0- 0	0- 0			
9- 2	0- 1	5- 0	NON-CONFERENCE	2- 0	0- 0	2- 1			
4- 1	0- 0	3- 0	HOME	0- 0	0- 0	1- 1			
5- 1	0- 1	2- 0	AWAY	2- 0	0- 0	1- 0			
0- 0	0- 0	0- 0	NEUTRAL	0- 0	0- 0	0- 0			
10- 2	0- 0	0- 0	CONFERENCE	0- 0	2- 1	8- 1			
6- 0	0- 0	0- 0	HOME	0- 0	2- 0	4- 0			
4- 2	0- 0	0- 0	AWAY	0- 0	0- 1	4- 1			
0- 0	0- 0	0- 0	NEUTRAL	0- 0	0- 0	0- 0			

RPI 1-25				RPI 26-50				Team's RPI: 33				RPI 51-100				RPI 101+			
RPI	S	Opponent	Score	RPI	S	Opponent	Score	RPI	S	Opponent	Score	RPI	S	Opponent	Score	RPI	S	Opponent	Score
2	A	Notre Dame	67 71	29	H	Elon	71 56	79	A	Belmont	62 53	140	H	Wright St.	62 41				
				32	H	Drake	71 48	90	A	Chattanooga	71 55	148	A	Detroit	72 76				
				38	A	South Dakota St.	67 43					148	H	Detroit	60 55				
				43	A	Marquette	78 63					161	A	Oakland	71 74				
				48	H	Little Rock	57 31					161	H	Oakland	89 47				
												173	H	Milwaukee	89 47				
												194	A	Cleveland St.	65 51				
												205	H	Wisconsin	53 54				
												228	A	Bradley	68 43				
												232	H	Butler	61 34				
												264	H	Northern Ky.	70 39				
												314	A	Youngstown St.	84 51				
												320	A	Valparaiso	75 36				
												320	H	Valparaiso	56 35				
												325	A	Ill.-Chicago	79 65				
LAST 12 Division I GAMES:																			
2	A	Notre Dame	67 71	320	H	Valparaiso	56 35												
148	A	Detroit	72 76	161	H	Oakland	89 47												
161	A	Oakland	71 74	148	H	Detroit	60 55												
194	A	Cleveland St.	65 51	325	A	Ill.-Chicago	79 65												
314	A	Youngstown St.	84 51	320	A	Valparaiso	75 36												
173	H	Milwaukee	89 47	140	H	Wright St.	62 41												

Non-Div I Games:

Green Bay

■ Loss, 
 ■ Non-Conf, S Site, 
 ■ Home 
 ■ Away 
 N Neutral

Average RPI Win:	264	WON-LOST	WINNING	LAST 10	STRENGTH OF	OPP. STRENGTH	TEAM	ADJ.	CONF.	ADJ CONF.
Average RPI Loss:	101	RECORD	PCT. RANK	GAMES	SCHEDULE	OF SCHEDULE	RPI	RPI	RPI	RPI
DIV. I ONLY	14- 9	114	8- 2	272	212	156	156	32	32	
DIV. I NON-CONF.	6- 7	182	1- 1	81	40	95	95	31	31	
TOTALS	RPI 1-25	RPI 26-50	W-L RECORDS	RPI 51-100	RPI 101-150	RPI 150+				
14- 9	1- 1	0- 3	OVERALL	0- 2	1- 1	12- 2				
7- 1	1- 0	0- 0	HOME	0- 0	0- 0	6- 1				
3- 8	0- 1	0- 3	AWAY	0- 2	0- 1	3- 1				
4- 0	0- 0	0- 0	NEUTRAL	0- 0	1- 0	3- 0				
6- 7	1- 1	0- 3	NON-CONFERENCE	0- 2	1- 1	4- 0				
2- 0	1- 0	0- 0	HOME	0- 0	0- 0	1- 0				
0- 7	0- 1	0- 3	AWAY	0- 2	0- 1	0- 0				
4- 0	0- 0	0- 0	NEUTRAL	0- 0	1- 0	3- 0				
8- 2	0- 0	0- 0	CONFERENCE	0- 0	0- 0	8- 2				
5- 1	0- 0	0- 0	HOME	0- 0	0- 0	5- 1				
3- 1	0- 0	0- 0	AWAY	0- 0	0- 0	3- 1				
0- 0	0- 0	0- 0	NEUTRAL	0- 0	0- 0	0- 0				

RPI 1-25				RPI 26-50				RPI 51-100				RPI 101+ Team's RPI: 156			
RPI	S	Opponent	Score	RPI	S	Opponent	Score	RPI	S	Opponent	Score	RPI	S	Opponent	Score
3	A	South Carolina	38 92	36	A	North Carolina St.	56 81	51	A	Northwestern	48 67	123	N	Maine	58 49
23	H	Temple	71 65	42	A	James Madison	50 71	93	A	FGCU	49 60	132	A	Old Dominion	58 61
				50	A	Iowa	51 84					225	N	Samford	63 57
												233	H	Richmond	72 45
												238	H	UMES	65 68
												260	A	Savannah St.	51 55
												260	H	Savannah St.	75 46
												269	A	Norfolk St.	58 57
												277	H	N.C. A&T	64 57
												294	H	Coppin St.	78 54
												309	N	Saint Peter's	71 42
												316	N	Lafayette	58 55
												339	A	South Carolina St.	51 50
												339	H	South Carolina St.	80 46
												344	H	N.C. Central	60 36
												345	A	Delaware St.	83 52
LAST 12 Division I GAMES:															
339	A	South Carolina St.	51 50	345	A	Delaware St.	83 52								
260	A	Savannah St.	51 55	260	H	Savannah St.	75 46								
238	H	UMES	65 68	339	H	South Carolina St.	80 46								
294	H	Coppin St.	78 54	277	H	N.C. A&T	64 57								
269	A	Norfolk St.	58 57	225	N	Samford	63 57								
344	H	N.C. Central	60 36	93	A	FGCU	49 60								

Non-Div I Games:

Hampton

■ Loss, 
 ■ Non-Conf, S Site, 
 ■ Home 
 ■ Away 
 N Neutral

Average RPI Win: <b>234</b>	WON-LOST	WINNING	LAST 10	STRENGTH OF	OPP. STRENGTH	TEAM	ADJ.	CONF.	ADJ CONF.
Average RPI Loss: <b>144</b>	RECORD	PCT. RANK	GAMES	SCHEDULE	OF SCHEDULE	RPI	RPI	RPI	RPI
DIV. I ONLY	<b>14- 9</b>	<b>114</b>	<b>5- 5</b>	<b>238</b>	<b>217</b>	<b>167</b>	<b>167</b>	<b>22</b>	<b>22</b>
DIV. I NON-CONF.	<b>9- 4</b>	<b>85</b>	<b>2- 0</b>	<b>217</b>	<b>229</b>	<b>131</b>	<b>131</b>	<b>22</b>	<b>22</b>
TOTALS	RPI 1-25	RPI 26-50	W-L RECORDS	RPI 51-100	RPI 101-150	RPI 150+			
14- 9	0- 0	0- 1	OVERALL	0- 2	1- 3	13- 3			
7- 4	0- 0	0- 1	HOME	0- 1	0- 1	7- 1			
5- 5	0- 0	0- 0	AWAY	0- 1	1- 2	4- 2			
2- 0	0- 0	0- 0	NEUTRAL	0- 0	0- 0	2- 0			
9- 4	0- 0	0- 1	NON-CONFERENCE	0- 1	1- 0	8- 2			
3- 3	0- 0	0- 1	HOME	0- 1	0- 0	3- 1			
4- 1	0- 0	0- 0	AWAY	0- 0	1- 0	3- 1			
2- 0	0- 0	0- 0	NEUTRAL	0- 0	0- 0	2- 0			
5- 5	0- 0	0- 0	CONFERENCE	0- 1	0- 3	5- 1			
4- 1	0- 0	0- 0	HOME	0- 0	0- 1	4- 0			
1- 4	0- 0	0- 0	AWAY	0- 1	0- 2	1- 1			
0- 0	0- 0	0- 0	NEUTRAL	0- 0	0- 0	0- 0			

RPI S	Opponent	Score	RPI S	Opponent	Score	RPI S	Opponent	Score	RPI S	Opponent	Score	Team's RPI: 167
49	H Quinnipiac	59 <b>82</b>	93	H FGCU	63 <b>70</b>	116	A Delaware	67 66				
			96	A New Hampshire	50 <b>58</b>	123	A Maine	62 <b>73</b>				
						123	H Maine	60 <b>66</b>				
						146	A Albany (NY)	71 <b>82</b>				
						169	H Providence	65 <b>77</b>				
						175	H Boston College	65 56				
						180	A Hofstra	69 67				
						200	A Siena	80 76				
						206	H Binghamton	76 73				
						207	H Sacred Heart	81 64				
						219	A Niagara	62 <b>75</b>				
						226	N Monmouth	75 72				
						230	A UMBC	80 73				
						250	H Stony Brook	65 52				
						269	N Norfolk St.	61 51				
						274	A Vermont	70 <b>76</b>				
						274	H Vermont	68 55				
						298	H Massachusetts	75 56				
						305	A Central Conn. St.	68 58				
						340	H UMass Lowell	80 59				
LAST 12 Division I GAMES:												
123	H Maine	60 <b>66</b>	123	A Maine	62 <b>73</b>							
274	A Vermont	70 <b>76</b>	340	H UMass Lowell	80 59							
146	A Albany (NY)	71 <b>82</b>	230	A UMBC	80 73							
206	H Binghamton	76 73	274	H Vermont	68 55							
96	A New Hampshire	50 <b>58</b>	180	A Hofstra	69 67							
250	H Stony Brook	65 52	116	A Delaware	67 66							

Non-Div I Games:

Hartford

■ Loss, 
 ■ Non-Conf, S Site, 
 ■ Home 
 ■ Away 
 N Neutral

Average RPI Win:	176	WON-LOST	WINNING	LAST 10	STRENGTH OF	OPP. STRENGTH	TEAM	ADJ.	CONF.	ADJ CONF.
Average RPI Loss:	115	RECORD	PCT. RANK	GAMES	SCHEDULE	OF SCHEDULE	RPI	RPI	RPI	RPI
DIV. I ONLY	16- 3	10	8- 2	123	138	35	35	9	9	
DIV. I NON-CONF.	12- 1	7	6- 0	145	184	23	23	9	9	
TOTALS	RPI 1-25	RPI 26-50	W-L RECORDS	RPI 51-100	RPI 101-150	RPI 150+				
16- 3	1- 0	0- 0	OVERALL	2- 1	3- 1	10- 1				
8- 0	1- 0	0- 0	HOME	1- 0	2- 0	4- 0				
6- 3	0- 0	0- 0	AWAY	0- 1	1- 1	5- 1				
2- 0	0- 0	0- 0	NEUTRAL	1- 0	0- 0	1- 0				
12- 1	1- 0	0- 0	NON-CONFERENCE	1- 1	2- 0	8- 0				
5- 0	1- 0	0- 0	HOME	0- 0	1- 0	3- 0				
5- 1	0- 0	0- 0	AWAY	0- 1	1- 0	4- 0				
2- 0	0- 0	0- 0	NEUTRAL	1- 0	0- 0	1- 0				
4- 2	0- 0	0- 0	CONFERENCE	1- 0	1- 1	2- 1				
3- 0	0- 0	0- 0	HOME	1- 0	1- 0	1- 0				
1- 2	0- 0	0- 0	AWAY	0- 0	0- 1	1- 1				
0- 0	0- 0	0- 0	NEUTRAL	0- 0	0- 0	0- 0				

RPI 1-25				RPI 26-50				Team's RPI: 35				RPI 51-100				RPI 101+			
RPI	S	Opponent	Score	RPI	S	Opponent	Score	RPI	S	Opponent	Score	RPI	S	Opponent	Score	RPI	S	Opponent	Score
23	H	Temple	73 62									54	A	Minnesota	87 103	119	A	Penn	43 63
												62	N	Buffalo	74 62	123	H	Maine	69 62
												91	H	Cornell	62 59	144	H	Columbia	70 68
																149	A	Kansas	69 59
																162	A	La Salle	66 64
																172	A	Princeton	58 63
																178	H	Fairfield	58 44
																200	A	Siena	65 58
																207	A	Sacred Heart	68 60
																213	A	Dartmouth	70 61
																213	H	Dartmouth	70 65
																225	H	Samford	57 52
																237	N	UNC Asheville	79 62
																267	A	Boston U.	65 52
																315	H	NJIT	59 38
LAST 12 Division I GAMES:																			
172	A	Princeton	58 63	213	H	Dartmouth	70 65												
119	A	Penn	43 63	62	N	Buffalo	74 62												
144	H	Columbia	70 68	237	N	UNC Asheville	79 62												
91	H	Cornell	62 59	200	A	Siena	65 58												
213	A	Dartmouth	70 61	149	A	Kansas	69 59												
162	A	La Salle	66 64	315	H	NJIT	59 38												

Non-Div I Games:

Harvard

■ Loss, 
 ■ Non-Conf, S Site, 
 ■ Home 
 ■ Away 
 N Neutral

Average RPI Win: <b>277</b>	WON-LOST	WINNING	LAST 10	STRENGTH OF	OPP. STRENGTH	TEAM	ADJ.	CONF.	ADJ CONF.
Average RPI Loss: <b>139</b>	RECORD	PCT. RANK	GAMES	SCHEDULE	OF SCHEDULE	RPI	RPI	RPI	RPI
DIV. I ONLY	7- 14	260	4- 6	170	204	249	249	25	25
DIV. I NON-CONF.	3- 8	262	1- 1	89	147	235	235	24	24
TOTALS	RPI 1-25	RPI 26-50	W-L RECORDS	RPI 51-100	RPI 101-150	RPI 150+			
7- 14	0- 2	0- 1	OVERALL	0- 3	0- 1	7- 7			
6- 4	0- 1	0- 1	HOME	0- 0	0- 0	6- 2			
1- 10	0- 1	0- 0	AWAY	0- 3	0- 1	1- 5			
0- 0	0- 0	0- 0	NEUTRAL	0- 0	0- 0	0- 0			
3- 8	0- 2	0- 1	NON-CONFERENCE	0- 2	0- 0	3- 3			
3- 3	0- 1	0- 1	HOME	0- 0	0- 0	3- 1			
0- 5	0- 1	0- 0	AWAY	0- 2	0- 0	0- 2			
0- 0	0- 0	0- 0	NEUTRAL	0- 0	0- 0	0- 0			
4- 6	0- 0	0- 0	CONFERENCE	0- 1	0- 1	4- 4			
3- 1	0- 0	0- 0	HOME	0- 0	0- 0	3- 1			
1- 5	0- 0	0- 0	AWAY	0- 1	0- 1	1- 3			
0- 0	0- 0	0- 0	NEUTRAL	0- 0	0- 0	0- 0			

RPI 1-25				RPI 26-50				RPI 51-100				RPI 101+ Team's RPI: 249			
RPI	S	Opponent	Score	RPI	S	Opponent	Score	RPI	S	Opponent	Score	RPI	S	Opponent	Score
4	H	Mississippi St.	41 <b>66</b>	37	H	Oregon	49 <b>86</b>	74	A	Southern California	44 <b>76</b>	102	A	Long Beach St.	57 <b>68</b>
11	A	UCLA	49 <b>72</b>					84	A	Boise St.	49 <b>61</b>	157	A	UC Riverside	45 <b>63</b>
								100	A	UC Davis	55 <b>70</b>	157	H	UC Riverside	59 <b>79</b>
												197	H	New Mexico St.	56 53
												198	A	CSUN	56 <b>67</b>
												202	H	San Jose St.	61 <b>77</b>
												223	H	Grand Canyon	51 47
												243	A	UC Santa Barbara	62 <b>74</b>
												270	A	Cal Poly	87 79
												270	H	Cal Poly	66 57
												285	A	Nevada	59 <b>67</b>
												291	A	CSU Bakersfield	51 <b>58</b>
												314	H	Youngstown St.	72 50
												326	H	UC Irvine	79 62
												338	H	Cal St. Fullerton	60 50
LAST 12 Division I GAMES:															
157	H	UC Riverside	59 <b>79</b>	270	A	Cal Poly	87 79								
198	A	CSUN	56 <b>67</b>	338	H	Cal St. Fullerton	60 50								
157	A	UC Riverside	45 <b>63</b>	100	A	UC Davis	55 <b>70</b>								
270	H	Cal Poly	66 57	102	A	Long Beach St.	57 <b>68</b>								
326	H	UC Irvine	79 62	223	H	Grand Canyon	51 47								
243	A	UC Santa Barbara	62 <b>74</b>	84	A	Boise St.	49 <b>61</b>								

Non-Div I Games: Hawaii Pacific 88 54

Hawaii

■ Loss, 
 ■ Non-Conf, S Site, 
 ■ Home 
 ■ Away 
 N Neutral

Average RPI Win:	282	WON-LOST	WINNING	LAST 10	STRENGTH OF	OPP. STRENGTH	TEAM	ADJ.	CONF.	ADJ CONF.
Average RPI Loss:	189	RECORD	PCT. RANK	GAMES	SCHEDULE	OF SCHEDULE	RPI	RPI	RPI	RPI
DIV. I ONLY	7- 13	250	6- 4	279	300	290	290	28	28	
DIV. I NON-CONF.	0- 9	335	0- 1	169	254	337	337	28	28	
TOTALS	RPI 1-25	RPI 26-50	W-L RECORDS	RPI 51-100	RPI 101-150	RPI 150+				
7- 13	0- 0	0- 1	OVERALL	0- 2	0- 2	7- 8				
4- 5	0- 0	0- 1	HOME	0- 0	0- 1	4- 3				
3- 8	0- 0	0- 0	AWAY	0- 0	0- 0	3- 0				
0- 0	0- 0	0- 0	NEUTRAL	0- 0	0- 0	0- 0				
0- 9	0- 0	0- 1	NON-CONFERENCE	0- 2	0- 1	0- 5				
0- 4	0- 0	0- 1	HOME	0- 0	0- 1	0- 2				
0- 5	0- 0	0- 0	AWAY	0- 2	0- 0	0- 3				
0- 0	0- 0	0- 0	NEUTRAL	0- 0	0- 0	0- 0				
7- 4	0- 0	0- 0	CONFERENCE	0- 0	0- 1	7- 3				
4- 1	0- 0	0- 0	HOME	0- 0	0- 0	4- 1				
3- 3	0- 0	0- 0	AWAY	0- 0	0- 1	3- 2				
0- 0	0- 0	0- 0	NEUTRAL	0- 0	0- 0	0- 0				

RPI 1-25				RPI 26-50				RPI 51-100				RPI 101+ Team's RPI: 290			
RPI	S	Opponent	Score	RPI	S	Opponent	Score	RPI	S	Opponent	Score	RPI	S	Opponent	Score
				44	H	Ohio	48 76	59	A	West Virginia	59 82	117	H	Stetson	47 81
								98	A	Ole Miss	62 73	139	A	Radford	56 59
												204	A	UAB	66 75
												220	A	Campbell	33 58
												222	H	Presbyterian	87 60
												237	A	UNC Asheville	76 60
												237	H	UNC Asheville	81 70
												240	A	Liberty	74 81
												251	H	Charleston So.	68 74
												252	H	UNCG	67 69
												269	H	Norfolk St.	60 63
												284	A	Davidson	72 82
												286	A	Western Caro.	64 73
												292	H	Gardner-Webb	71 69
												327	A	Winthrop	70 57
												327	H	Winthrop	88 43
												335	A	Longwood	80 49
LAST 12 Division I GAMES:															
				327	A	Winthrop	70 57	139	A	Radford	56 59				
				237	H	UNC Asheville	81 70	237	A	UNC Asheville	76 60				
				335	A	Longwood	80 49	251	H	Charleston So.	68 74				
				222	H	Presbyterian	87 60	240	A	Liberty	74 81				
				220	A	Campbell	33 58	327	H	Winthrop	88 43				
				292	H	Gardner-Webb	71 69	252	H	UNCG	67 69				

Non-Div I Games: Spring Hill 74 58 Brevard 89 42

High Point

Loss, Non-Conf, S Site, H Home A Away N Neutral

Average RPI Win:	203	WON-LOST	WINNING	LAST 10	STRENGTH OF	OPP. STRENGTH	TEAM	ADJ.	CONF.	ADJ CONF.
Average RPI Loss:	126	RECORD	PCT. RANK	GAMES	SCHEDULE	OF SCHEDULE	RPI	RPI	RPI	RPI
DIV. I ONLY	9- 13	221	2- 8	101	184	180	180	8	8	
DIV. I NON-CONF.	7- 4	114	0- 1	175	317	118	118	8	8	
TOTALS	RPI 1-25	RPI 26-50	W-L RECORDS	RPI 51-100	RPI 101-150	RPI 150+				
9- 13	0- 0	0- 3	OVERALL	1- 2	2- 3	6- 5				
5- 6	0- 0	0- 2	HOME	0- 0	1- 1	4- 3				
4- 7	0- 0	0- 1	AWAY	1- 2	1- 2	2- 2				
0- 0	0- 0	0- 0	NEUTRAL	0- 0	0- 0	0- 0				
7- 4	0- 0	0- 0	NON-CONFERENCE	1- 1	1- 1	5- 2				
4- 1	0- 0	0- 0	HOME	0- 0	0- 0	4- 1				
3- 3	0- 0	0- 0	AWAY	1- 1	1- 1	1- 1				
0- 0	0- 0	0- 0	NEUTRAL	0- 0	0- 0	0- 0				
2- 9	0- 0	0- 3	CONFERENCE	0- 1	1- 2	1- 3				
1- 5	0- 0	0- 2	HOME	0- 0	1- 1	0- 2				
1- 4	0- 0	0- 1	AWAY	0- 1	0- 1	1- 1				
0- 0	0- 0	0- 0	NEUTRAL	0- 0	0- 0	0- 0				

RPI S	Opponent	Score	RPI S	Opponent	Score	RPI S	Opponent	Score	RPI S	Opponent	Score	Team's RPI: 180
29	H Elon	53 64	62	A Buffalo	50 74	111	A Saint Joseph's	75 64				
42	A James Madison	57 93	70	A Drexel	43 65	114	A Navy	69 78				
42	H James Madison	50 61	100	A UC Davis	64 60	116	H Delaware	56 73				
						133	A William & Mary	65 81				
						133	H William & Mary	64 61				
						166	A Towson	70 61				
						167	H Hartford	67 69				
						177	A Col. of Charleston	55 71				
						184	H Northeastern	51 53				
						189	H American	72 67				
						221	H UNCW	54 56				
						235	H Marist	62 42				
						250	A Stony Brook	67 64				
						279	A Sacramento St.	85 97				
						298	H Massachusetts	71 55				
						345	H Delaware St.	64 44				
LAST 12 Division I GAMES:												
133	A William & Mary	65 81	221	H UNCW	54 56							
133	H William & Mary	64 61	116	H Delaware	56 73							
42	H James Madison	50 61	166	A Towson	70 61							
29	H Elon	53 64	42	A James Madison	57 93							
177	A Col. of Charleston	55 71	184	H Northeastern	51 53							
70	A Drexel	43 65	167	H Hartford	67 69							

Non-Div I Games:

Hofstra

■ Loss, 
 ■ Non-Conf, 
 ■ S Site, 
 ■ H Home 
 ■ A Away 
 N Neutral

# Holy Cross

Through Games Of Feb. 8, 2017

Average RPI Win:	242	WON-LOST	WINNING	LAST 10	STRENGTH OF	OPP. STRENGTH	TEAM	ADJ.	CONF.	ADJ CONF.
Average RPI Loss:	186	RECORD	PCT. RANK	GAMES	SCHEDULE	OF SCHEDULE	RPI	RPI	RPI	RPI
DIV. I ONLY	6- 17	296	4- 6	267	257	313	313	23	23	
DIV. I NON-CONF.	2- 9	293	0- 0	299	257	340	340	25	25	
TOTALS	RPI 1-25	RPI 26-50	W-L RECORDS	RPI 51-100	RPI 101-150	RPI 150+				
6- 17	0- 1	0- 1	OVERALL	1- 2	0- 2	5- 11				
4- 8	0- 0	0- 1	HOME	1- 1	0- 1	3- 5				
2- 9	0- 1	0- 0	AWAY	0- 1	0- 1	2- 6				
0- 0	0- 0	0- 0	NEUTRAL	0- 0	0- 0	0- 0				
2- 9	0- 1	0- 1	NON-CONFERENCE	0- 1	0- 0	2- 6				
2- 3	0- 0	0- 1	HOME	0- 1	0- 0	2- 1				
0- 6	0- 1	0- 0	AWAY	0- 0	0- 0	0- 5				
0- 0	0- 0	0- 0	NEUTRAL	0- 0	0- 0	0- 0				
4- 8	0- 0	0- 0	CONFERENCE	1- 1	0- 2	3- 5				
2- 5	0- 0	0- 0	HOME	1- 0	0- 1	1- 4				
2- 3	0- 0	0- 0	AWAY	0- 1	0- 1	2- 1				
0- 0	0- 0	0- 0	NEUTRAL	0- 0	0- 0	0- 0				

RPI S	Opponent	Score	RPI S	Opponent	Score	RPI S	Opponent	Score	RPI S	Opponent	Score	Team's RPI: 313
25	A Arizona St.	33 63	49	H Quinnipiac	55 78	65	A Bucknell	48 77	114	A Navy	56 57	
						65	H Bucknell	63 51	114	H Navy	71 73	
						81	H Penn St.	48 84	151	H Yale	70 71	
									168	H Army West Point	59 67	
									189	A American	61 60	
									213	A Dartmouth	49 53	
									231	A Colgate	52 70	
									231	H Colgate	54 62	
									235	H Marist	50 46	
									267	H Boston U.	49 66	
									268	A Manhattan	56 60	
									274	A Vermont	52 63	
									298	A Massachusetts	66 69	
									300	A Bryant	74 76	
									304	H Lehigh	65 47	
									316	A Lafayette	67 61	
									316	H Lafayette	70 85	
									340	H UMass Lowell	62 47	
LAST 12 Division I GAMES:												
316	H Lafayette	70 85	304	H Lehigh	65 47							
65	H Bucknell	63 51	316	A Lafayette	67 61							
231	A Colgate	52 70	65	A Bucknell	48 77							
114	H Navy	71 73	231	H Colgate	54 62							
189	A American	61 60	114	A Navy	56 57							
168	H Army West Point	59 67	267	H Boston U.	49 66							

Non-Div I Games:

Holy Cross

Loss, Non-Conf, S Site, H Home A Away N Neutral



Average RPI Win:	208	WON-LOST	WINNING	LAST 10	STRENGTH OF	OPP. STRENGTH	TEAM	ADJ.	CONF.	ADJ CONF.
Average RPI Loss:	97	RECORD	PCT. RANK	GAMES	SCHEDULE	OF SCHEDULE	RPI	RPI	RPI	RPI
DIV. I ONLY	9- 15	239	1- 9	85	92	170	170	5	5	
DIV. I NON-CONF.	7- 6	157	1- 0	159	242	153	153	5	5	
TOTALS	RPI 1-25	RPI 26-50	W-L RECORDS	RPI 51-100	RPI 101-150	RPI 150+				
9- 15	0- 2	0- 2	OVERALL	0- 2	3- 6	6- 3				
5- 6	0- 1	0- 1	HOME	0- 0	1- 3	4- 1				
4- 8	0- 1	0- 1	AWAY	0- 2	2- 2	2- 2				
0- 1	0- 0	0- 0	NEUTRAL	0- 0	0- 1	0- 0				
7- 6	0- 0	0- 0	NON-CONFERENCE	0- 2	1- 3	6- 1				
4- 2	0- 0	0- 0	HOME	0- 0	0- 1	4- 1				
3- 3	0- 0	0- 0	AWAY	0- 2	1- 1	2- 0				
0- 1	0- 0	0- 0	NEUTRAL	0- 0	0- 1	0- 0				
2- 9	0- 2	0- 2	CONFERENCE	0- 0	2- 3	0- 2				
1- 4	0- 1	0- 1	HOME	0- 0	1- 2	0- 0				
1- 5	0- 1	0- 1	AWAY	0- 0	1- 1	0- 2				
0- 0	0- 0	0- 0	NEUTRAL	0- 0	0- 0	0- 0				

RPI 1-25				RPI 26-50				RPI 51-100				RPI 101+ Team's RPI: 170			
RPI	S	Opponent	Score	RPI	S	Opponent	Score	RPI	S	Opponent	Score	RPI	S	Opponent	Score
1	A	UConn	42 91	39	A	Tulane	56 82	76	A	Texas Tech	60 84	101	H	SMU	45 66
23	H	Temple	57 69	39	H	Tulane	49 57	86	A	UNLV	53 64	102	A	Long Beach St.	55 65
												103	H	Mercer	60 64
												106	N	Central Ark.	55 69
												130	H	Tulsa	71 66
												135	A	East Carolina	73 62
												136	A	UCF	59 85
												136	H	UCF	48 62
												150	A	UTSA	56 49
												152	A	Cincinnati	64 85
												165	A	Memphis	65 66
												177	H	Col. of Charleston	79 63
												183	H	Texas St.	56 61
												191	A	Louisiana	69 64
												193	H	Rutgers	53 51
												254	A	UTRGV	68 52
												307	H	Alcorn	85 70
												336	H	Southeastern La.	83 80
LAST 12 Division I GAMES:															
136	A	UCF	59 85	23	H	Temple	57 69								
135	A	East Carolina	73 62	39	A	Tulane	56 82								
39	H	Tulane	49 57	136	H	UCF	48 62								
1	A	UConn	42 91	152	A	Cincinnati	64 85								
165	A	Memphis	65 66	130	H	Tulsa	71 66								
101	H	SMU	45 66	307	H	Alcorn	85 70								

Non-Div I Games:

Houston

■ Loss, 
 ■ Non-Conf, 
 ■ S Site, 
 ■ H Home 
 ■ A Away 
 N Neutral

## Houston Baptist

Through Games Of Feb. 8, 2017

Average RPI Win:	324	WON-LOST	WINNING	LAST 10	STRENGTH OF	OPP. STRENGTH	TEAM	ADJ.	CONF.	ADJ CONF.
Average RPI Loss:	195	RECORD	PCT. RANK	GAMES	SCHEDULE	OF SCHEDULE	RPI	RPI	RPI	RPI
DIV. I ONLY	3- 15	322	3- 7	303	272	337	337	27	27	
DIV. I NON-CONF.	0- 8	335	0- 2	133	142	320	320	27	27	
TOTALS	RPI 1-25	RPI 26-50	W-L RECORDS	RPI 51-100	RPI 101-150	RPI 150+				
3- 15	0- 2	0- 0	OVERALL	0- 0	0- 4	3- 9				
3- 7	0- 0	0- 0	HOME	0- 0	0- 2	3- 5				
0- 8	0- 0	0- 0	AWAY	0- 0	0- 0	0- 2				
0- 0	0- 0	0- 0	NEUTRAL	0- 0	0- 0	0- 0				
0- 8	0- 2	0- 0	NON-CONFERENCE	0- 0	0- 2	0- 4				
0- 4	0- 0	0- 0	HOME	0- 0	0- 1	0- 3				
0- 4	0- 2	0- 0	AWAY	0- 0	0- 1	0- 1				
0- 0	0- 0	0- 0	NEUTRAL	0- 0	0- 0	0- 0				
3- 7	0- 0	0- 0	CONFERENCE	0- 0	0- 2	3- 5				
3- 3	0- 0	0- 0	HOME	0- 0	0- 1	3- 2				
0- 4	0- 0	0- 0	AWAY	0- 0	0- 1	0- 3				
0- 0	0- 0	0- 0	NEUTRAL	0- 0	0- 0	0- 0				

RPI 1-25				RPI 26-50				RPI 51-100				RPI 101+ Team's RPI: 337			
RPI	S	Opponent	Score	RPI	S	Opponent	Score	RPI	S	Opponent	Score	RPI	S	Opponent	Score
7	A	Texas	46 98									106	H	Central Ark.	49 80
9	A	Baylor	43 118									107	A	SFA	49 86
												124	A	Arkansas	40 101
												134	H	Oral Roberts	65 75
												176	H	Rice	53 79
												195	H	New Orleans	63 73
												203	H	Texas Southern	34 50
												265	A	McNeese	53 68
												289	A	UTEP	45 75
												295	H	A&M-Corpus Christi	56 51
												306	A	Nicholls St.	57 76
												332	H	La.-Monroe	65 77
												334	A	Incarnate Word	54 69
												334	H	Incarnate Word	68 51
												336	H	Southeastern La.	71 87
												342	H	Sam Houston St.	61 51
LAST 12 Division I GAMES:															
295	H	A&M-Corpus Christi	56 51	265	A	McNeese	53 68								
334	A	Incarnate Word	54 69	336	H	Southeastern La.	71 87								
306	A	Nicholls St.	57 76	342	H	Sam Houston St.	61 51								
195	H	New Orleans	63 73	107	A	SFA	49 86								
334	H	Incarnate Word	68 51	124	A	Arkansas	40 101								
106	H	Central Ark.	49 80	332	H	La.-Monroe	65 77								

Non-Div I Games: S'western Assemblie71 52 Arlington Baptist 75 55

Houston Baptist

Loss, Non-Conf, S Site, H Home A Away N Neutral

Average RPI Win:	308	WON-LOST	WINNING	LAST 10	STRENGTH OF	OPP. STRENGTH	TEAM	ADJ.	CONF.	ADJ CONF.
Average RPI Loss:	200	RECORD	PCT. RANK	GAMES	SCHEDULE	OF SCHEDULE	RPI	RPI	RPI	RPI
DIV. I ONLY	10- 11	194	7- 3	332	343	256	256	32	32	
DIV. I NON-CONF.	4- 8	230	2- 1	254	338	249	249	31	31	
TOTALS	RPI 1-25	RPI 26-50	W-L RECORDS	RPI 51-100	RPI 101-150	RPI 150+				
10- 11	0- 1	0- 0	OVERALL	0- 2	0- 0	10- 8				
6- 1	0- 0	0- 0	HOME	0- 0	0- 0	6- 1				
4- 10	0- 1	0- 0	AWAY	0- 2	0- 0	4- 7				
0- 0	0- 0	0- 0	NEUTRAL	0- 0	0- 0	0- 0				
4- 8	0- 1	0- 0	NON-CONFERENCE	0- 2	0- 0	4- 5				
2- 1	0- 0	0- 0	HOME	0- 0	0- 0	2- 1				
2- 7	0- 1	0- 0	AWAY	0- 2	0- 0	2- 4				
0- 0	0- 0	0- 0	NEUTRAL	0- 0	0- 0	0- 0				
6- 3	0- 0	0- 0	CONFERENCE	0- 0	0- 0	6- 3				
4- 0	0- 0	0- 0	HOME	0- 0	0- 0	4- 0				
2- 3	0- 0	0- 0	AWAY	0- 0	0- 0	2- 3				
0- 0	0- 0	0- 0	NEUTRAL	0- 0	0- 0	0- 0				

RPI 1-25				RPI 26-50				RPI 51-100				RPI 101+ Team's RPI: 256			
RPI	S	Opponent	Score	RPI	S	Opponent	Score	RPI	S	Opponent	Score	RPI	S	Opponent	Score
24	A	Michigan	41 109					59	A	West Virginia	49 95	152	A	Cincinnati	56 66
								91	A	Cornell	55 67	159	A	Brown	78 83
												214	A	Robert Morris	42 59
												238	A	UMES	72 71
												247	A	Bethune-Cookman	54 75
												260	H	Savannah St.	55 49
												274	H	Vermont	64 57
												277	A	N.C. A&T	55 63
												294	H	Coppin St.	66 58
												315	A	NJIT	55 70
												319	H	Mt. St. Mary's	95 62
												322	A	St. Francis Brooklyn	78 63
												325	H	Ill.-Chicago	63 70
												339	H	South Carolina St.	75 57
												341	A	Florida A&M	51 55
												341	H	Florida A&M	72 58
												344	A	N.C. Central	73 50
												346	A	Fairleigh Dickinson	71 68
LAST 12 Division I GAMES:															
247	A	Bethune-Cookman	54 75	294	H	Coppin St.	66 58								
341	A	Florida A&M	51 55	238	A	UMES	72 71								
339	H	South Carolina St.	75 57	341	H	Florida A&M	72 58								
260	H	Savannah St.	55 49	274	H	Vermont	64 57								
344	A	N.C. Central	73 50	346	A	Fairleigh Dickinson	71 68								
277	A	N.C. A&T	55 63	325	H	Ill.-Chicago	63 70								

Non-Div I Games:

Howard

■ Loss, 
 ■ Non-Conf, 
 ■ S Site, 
 ■ H Home 
 ■ A Away 
 N Neutral

Average RPI Win:	201	WON-LOST	WINNING	LAST 10	STRENGTH OF	OPP. STRENGTH	TEAM	ADJ.	CONF.	ADJ CONF.
Average RPI Loss:	82	RECORD	PCT. RANK	GAMES	SCHEDULE	OF SCHEDULE	RPI	RPI	RPI	RPI
DIV. I ONLY	16- 7	73	7- 3	149	141	78	78	11	11	
DIV. I NON-CONF.	8- 3	67	0- 0	120	139	73	73	10	10	
TOTALS	RPI 1-25	RPI 26-50	W-L RECORDS	RPI 51-100	RPI 101-150	RPI 150+				
16- 7	0- 0	1- 2	OVERALL	3- 3	2- 1	10- 1				
8- 2	0- 0	1- 1	HOME	1- 1	1- 0	5- 0				
8- 5	0- 0	0- 1	AWAY	2- 2	1- 1	5- 1				
0- 0	0- 0	0- 0	NEUTRAL	0- 0	0- 0	0- 0				
8- 3	0- 0	1- 1	NON-CONFERENCE	1- 2	1- 0	5- 0				
3- 2	0- 0	1- 1	HOME	0- 1	0- 0	2- 0				
5- 1	0- 0	0- 0	AWAY	1- 1	1- 0	3- 0				
0- 0	0- 0	0- 0	NEUTRAL	0- 0	0- 0	0- 0				
8- 4	0- 0	0- 1	CONFERENCE	2- 1	1- 1	5- 1				
5- 0	0- 0	0- 0	HOME	1- 0	1- 0	3- 0				
3- 4	0- 0	0- 1	AWAY	1- 1	0- 1	2- 1				
0- 0	0- 0	0- 0	NEUTRAL	0- 0	0- 0	0- 0				

RPI 1-25				RPI 26-50				RPI 51-100				Team's RPI: 78	RPI 101+			
RPI	S	Opponent	Score	RPI	S	Opponent	Score	RPI	S	Opponent	Score		RPI	S	Opponent	Score
				30	H	Missouri	73 45	56	H	UNI	62 69		129	A	VCU	71 62
				38	A	South Dakota St.	49 68	60	A	South Dakota	62 75		134	A	Oral Roberts	45 54
				44	H	Ohio	65 71	79	A	Belmont	72 78		134	H	Oral Roberts	53 41
								94	A	Western Ill.	76 72		164	A	Omaha	44 64
								94	H	Western Ill.	66 52		164	H	Omaha	79 47
								99	A	Purdue	67 62		199	A	Indiana St.	45 35
													216	A	Miami (OH)	65 53
													258	H	Ga. Southern	83 57
													263	H	Tennessee Tech	77 63
													281	H	North Dakota St.	71 58
													301	A	Denver	67 45
													301	H	Denver	71 49
													323	A	Fort Wayne	62 48
													325	A	Ill.-Chicago	67 57
LAST 12 Division I GAMES:																
				301	A	Denver	67 45	134	H	Oral Roberts	53 41					
				134	A	Oral Roberts	45 54	301	H	Denver	71 49					
				164	H	Omaha	79 47	38	A	South Dakota St.	49 68					
				323	A	Fort Wayne	62 48	60	A	South Dakota	62 75					
				94	A	Western Ill.	76 72	164	A	Omaha	44 64					
				281	H	North Dakota St.	71 58	94	H	Western Ill.	66 52					

Non-Div I Games: Oakland City 95 62 Ind.-Northwest 89 36

IUPUI

Loss, Non-Conf, S Site, H Home A Away N Neutral

Average RPI Win:	265	WON-LOST	WINNING	LAST 10	STRENGTH OF	OPP. STRENGTH	TEAM	ADJ.	CONF.	ADJ CONF.
Average RPI Loss:	87	RECORD	PCT. RANK	GAMES	SCHEDULE	OF SCHEDULE	RPI	RPI	RPI	RPI
DIV. I ONLY	10- 10	169	7- 3	171	171	142	142	19	19	
DIV. I NON-CONF.	3- 6	230	0- 0	22	86	88	88	18	18	
TOTALS	RPI 1-25	RPI 26-50	W-L RECORDS	RPI 51-100	RPI 101-150	RPI 150+				
10- 10	0- 2	0- 1	OVERALL	0- 4	1- 1	9- 2				
2- 2	0- 0	0- 0	HOME	0- 1	0- 0	2- 1				
8- 5	0- 0	0- 0	AWAY	0- 0	1- 0	7- 0				
0- 3	0- 1	0- 0	NEUTRAL	0- 2	0- 0	0- 0				
3- 6	0- 2	0- 1	NON-CONFERENCE	0- 2	1- 0	2- 1				
0- 0	0- 0	0- 0	HOME	0- 0	0- 0	0- 0				
3- 3	0- 1	0- 1	AWAY	0- 0	1- 0	2- 1				
0- 3	0- 1	0- 0	NEUTRAL	0- 2	0- 0	0- 0				
7- 4	0- 0	0- 0	CONFERENCE	0- 2	0- 1	7- 1				
2- 2	0- 0	0- 0	HOME	0- 1	0- 0	2- 1				
5- 2	0- 0	0- 0	AWAY	0- 1	0- 1	5- 0				
0- 0	0- 0	0- 0	NEUTRAL	0- 0	0- 0	0- 0				

RPI 1-25				RPI 26-50				RPI 51-100				RPI 101+ Team's RPI: 142			
RPI	S	Opponent	Score	RPI	S	Opponent	Score	RPI	S	Opponent	Score	RPI	S	Opponent	Score
6	N	Oregon St.	49 60	37	A	Oregon	70 73	56	N	UNI	74 76	105	A	Wyoming	74 71
8	A	Washington	53 105					61	A	Montana St.	64 80	143	A	Eastern Wash.	57 67
								61	H	Montana St.	61 66	190	H	Idaho St.	60 67
								86	N	UNLV	61 73	215	A	Seattle U	68 64
												223	A	Grand Canyon	60 64
												227	H	Weber St.	95 77
												257	A	Portland St.	72 66
												276	A	Southern Utah	85 68
												279	A	Sacramento St.	72 58
												297	A	Northern Ariz.	91 80
												328	A	Montana	86 59
												328	H	Montana	75 50
												338	A	Cal St. Fullerton	88 86
LAST 12 Division I GAMES:															
279	A	Sacramento St.	72 58	190	H	Idaho St.	60 67								
257	A	Portland St.	72 66	227	H	Weber St.	95 77								
328	H	Montana	75 50	61	A	Montana St.	64 80								
61	H	Montana St.	61 66	328	A	Montana	86 59								
297	A	Northern Ariz.	91 80	143	A	Eastern Wash.	57 67								
276	A	Southern Utah	85 68	37	A	Oregon	70 73								

Non-Div I Games: Lewis-Clark St. 85 49 Central Wash. 79 45

Idaho

Loss, Non-Conf, S Site, H Home A Away N Neutral

Average RPI Win:	253	WON-LOST	WINNING	LAST 10	STRENGTH OF	OPP. STRENGTH	TEAM	ADJ.	CONF.	ADJ CONF.
Average RPI Loss:	123	RECORD	PCT. RANK	GAMES	SCHEDULE	OF SCHEDULE	RPI	RPI	RPI	RPI
DIV. I ONLY	11- 9	148	6- 4	286	148	190	190	19	19	
DIV. I NON-CONF.	5- 5	165	1- 0	319	68	205	205	18	18	
TOTALS	RPI 1-25	RPI 26-50	W-L RECORDS	RPI 51-100	RPI 101-150	RPI 150+				
11- 9	0- 1	0- 1	OVERALL	1- 1	1- 3	9- 3				
6- 2	0- 0	0- 0	HOME	1- 0	0- 2	5- 0				
4- 6	0- 0	0- 0	AWAY	0- 0	1- 0	3- 0				
1- 1	0- 0	0- 1	NEUTRAL	0- 0	0- 0	1- 0				
5- 5	0- 1	0- 1	NON-CONFERENCE	0- 1	0- 0	5- 2				
3- 0	0- 0	0- 0	HOME	0- 0	0- 0	3- 0				
1- 4	0- 1	0- 0	AWAY	0- 1	0- 0	1- 2				
1- 1	0- 0	0- 1	NEUTRAL	0- 0	0- 0	1- 0				
6- 4	0- 0	0- 0	CONFERENCE	1- 0	1- 3	4- 1				
3- 2	0- 0	0- 0	HOME	1- 0	0- 2	2- 0				
3- 2	0- 0	0- 0	AWAY	0- 0	1- 1	2- 1				
0- 0	0- 0	0- 0	NEUTRAL	0- 0	0- 0	0- 0				

RPI 1-25				RPI 26-50				RPI 51-100				RPI 101+ Team's RPI: 190			
RPI	S	Opponent	Score	RPI	S	Opponent	Score	RPI	S	Opponent	Score	RPI	S	Opponent	Score
6	A	Oregon St.	38 61	42	N	James Madison	53 83	61	H	Montana St.	67 59	112	H	Northern Colo.	62 77
								91	A	Colorado	56 85	138	H	North Dakota	62 65
												142	A	Idaho	67 60
												143	A	Eastern Wash.	41 58
												158	A	Santa Clara	78 82
												187	A	Utah St.	56 69
												205	A	Wisconsin	42 35
												227	A	Weber St.	43 50
												227	H	Weber St.	57 52
												276	A	Southern Utah	71 68
												284	N	Davidson	70 58
												297	A	Northern Ariz.	64 51
												301	H	Denver	65 64
												326	H	UC Irvine	65 54
												328	H	Montana	61 43
												331	H	Utah Valley	61 56
LAST 12 Division I GAMES:															
276	A	Southern Utah	71 68	143	A	Eastern Wash.	41 58								
297	A	Northern Ariz.	64 51	227	A	Weber St.	43 50								
227	H	Weber St.	57 52	61	H	Montana St.	67 59								
138	H	North Dakota	62 65	328	H	Montana	61 43								
112	H	Northern Colo.	62 77	331	H	Utah Valley	61 56								
142	A	Idaho	67 60	301	H	Denver	65 64								

Non-Div I Games: Montana Tech 77 55

Idaho St.

■ Loss, 
 ■ Non-Conf, S Site, 
 ■ Home 
 ■ Away 
 N Neutral

Average RPI Win:	288	WON-LOST	WINNING	LAST 10	STRENGTH OF	OPP. STRENGTH	TEAM	ADJ.	CONF.	ADJ CONF.
Average RPI Loss:	174	RECORD	PCT. RANK	GAMES	SCHEDULE	OF SCHEDULE	RPI	RPI	RPI	RPI
DIV. I ONLY	2- 19	338	1- 9	188	278	325	325	20	20	
DIV. I NON-CONF.	1- 8	314	0- 0	154	250	300	300	20	20	
TOTALS	RPI 1-25	RPI 26-50	W-L RECORDS	RPI 51-100	RPI 101-150	RPI 150+				
2- 19	0- 0	0- 1	OVERALL	0- 5	0- 2	2- 11				
1- 10	0- 0	0- 1	HOME	0- 1	0- 1	1- 7				
1- 9	0- 0	0- 0	AWAY	0- 4	0- 1	1- 4				
0- 0	0- 0	0- 0	NEUTRAL	0- 0	0- 0	0- 0				
1- 8	0- 0	0- 0	NON-CONFERENCE	0- 5	0- 0	1- 3				
0- 4	0- 0	0- 0	HOME	0- 1	0- 0	0- 3				
1- 4	0- 0	0- 0	AWAY	0- 4	0- 0	1- 0				
0- 0	0- 0	0- 0	NEUTRAL	0- 0	0- 0	0- 0				
1- 11	0- 0	0- 1	CONFERENCE	0- 0	0- 2	1- 8				
1- 6	0- 0	0- 1	HOME	0- 0	0- 1	1- 4				
0- 5	0- 0	0- 0	AWAY	0- 0	0- 1	0- 4				
0- 0	0- 0	0- 0	NEUTRAL	0- 0	0- 0	0- 0				

RPI 1-25			RPI 26-50			RPI 51-100			RPI 101+			Team's RPI: 325
RPI	S	Opponent	Score	RPI	S	Opponent	Score	RPI	S	Opponent	Score	
				33	H	Green Bay	65 79	51	A	Northwestern	44 88	140 H Wright St. 54 73
								64	A	Central Mich.	55 77	148 A Detroit 76 98
								69	A	Virginia	39 76	161 A Oakland 58 81
								71	A	Toledo	51 79	173 A Milwaukee 55 83
								78	H	IUPUI	57 67	173 H Milwaukee 65 88
												194 A Cleveland St. 59 77
												194 H Cleveland St. 59 63
												228 H Bradley 56 65
												256 A Howard 70 63
												264 H Northern Ky. 37 58
												314 A Youngstown St. 54 70
												314 H Youngstown St. 59 65
												320 H Valparaiso 74 60
												321 H Illinois St. 52 59
												323 H Fort Wayne 55 61
LAST 12 Division I GAMES:												
314	H	Youngstown St.	59 65	194	A	Cleveland St.	59 77					
194	H	Cleveland St.	59 63	314	A	Youngstown St.	54 70					
320	H	Valparaiso	74 60	33	H	Green Bay	65 79					
264	H	Northern Ky.	37 58	173	H	Milwaukee	65 88					
140	H	Wright St.	54 73	148	A	Detroit	76 98					
173	A	Milwaukee	55 83	161	A	Oakland	58 81					

Non-Div I Games: Lake Forest 84 48 Robert Morris (IL) 106 58

Ill.-Chicago

Loss, Non-Conf, S Site, H Home A Away N Neutral

Average RPI Win:	<b>199</b>	WON-LOST	WINNING	LAST 10	STRENGTH OF	OPP. STRENGTH	TEAM	ADJ.	CONF.	ADJ CONF.
Average RPI Loss:	<b>75</b>	RECORD	PCT. RANK	GAMES	SCHEDULE	OF SCHEDULE	RPI	RPI	RPI	RPI
DIV. I ONLY	<b>8- 16</b>	<b>260</b>	<b>2- 8</b>	<b>43</b>	<b>95</b>	<b>192</b>	<b>192</b>	<b>6</b>	<b>6</b>	
DIV. I NON-CONF.	<b>5- 8</b>	<b>218</b>	<b>0- 1</b>	<b>55</b>	<b>285</b>	<b>200</b>	<b>200</b>	<b>6</b>	<b>6</b>	
TOTALS	RPI 1-25	RPI 26-50	W-L RECORDS	RPI 51-100	RPI 101-150	RPI 150+				
8- 16	0- 2	1- 4	OVERALL	1- 7	1- 1	5- 2				
8- 7	0- 2	1- 0	HOME	1- 2	1- 1	5- 2				
0- 9	0- 0	0- 4	AWAY	0- 5	0- 0	0- 0				
0- 0	0- 0	0- 0	NEUTRAL	0- 0	0- 0	0- 0				
5- 8	0- 0	0- 1	NON-CONFERENCE	1- 4	1- 1	3- 2				
5- 4	0- 0	0- 0	HOME	1- 1	1- 1	3- 2				
0- 4	0- 0	0- 1	AWAY	0- 3	0- 0	0- 0				
0- 0	0- 0	0- 0	NEUTRAL	0- 0	0- 0	0- 0				
3- 8	0- 2	1- 3	CONFERENCE	0- 3	0- 0	2- 0				
3- 3	0- 2	1- 0	HOME	0- 1	0- 0	2- 0				
0- 5	0- 0	0- 3	AWAY	0- 2	0- 0	0- 0				
0- 0	0- 0	0- 0	NEUTRAL	0- 0	0- 0	0- 0				

RPI 1-25				RPI 26-50				RPI 51-100				RPI 101+ Team's RPI: 192			
RPI	S	Opponent	Score	RPI	S	Opponent	Score	RPI	S	Opponent	Score	RPI	S	Opponent	Score
18	H	Maryland	49 <b>94</b>	31	A	Ohio St.	64 <b>88</b>	54	A	Minnesota	50 <b>78</b>	103	H	Mercer	33 <b>51</b>
24	H	Michigan	70 <b>86</b>	44	A	Ohio	68 <b>80</b>	55	A	George Washington	56 <b>72</b>	140	H	Wright St.	76 72
				47	A	Michigan St.	47 <b>71</b>	58	H	Wake Forest	70 <b>79</b>	165	H	Memphis	54 <b>64</b>
				50	A	Iowa	58 <b>78</b>	60	A	South Dakota	68 <b>77</b>	182	H	Nebraska	79 59
				50	H	Iowa	70 65	64	A	Central Mich.	51 <b>82</b>	193	H	Rutgers	78 41
								81	A	Penn St.	66 <b>82</b>	246	H	Marshall	53 <b>55</b>
								93	H	FGCU	82 73	293	H	Ark.-Pine Bluff	70 58
								99	H	Purdue	64 <b>72</b>	318	H	USC Upstate	77 57
												323	H	Fort Wayne	56 33
LAST 12 Division I GAMES:															
99	H	Purdue	64 <b>72</b>	182	H	Nebraska	79 59								
24	H	Michigan	70 <b>86</b>	50	A	Iowa	58 <b>78</b>								
81	A	Penn St.	66 <b>82</b>	193	H	Rutgers	78 41								
18	H	Maryland	49 <b>94</b>	47	A	Michigan St.	47 <b>71</b>								
31	A	Ohio St.	64 <b>88</b>	50	H	Iowa	70 65								
54	A	Minnesota	50 <b>78</b>	44	A	Ohio	68 <b>80</b>								

Non-Div I Games:

Illinois

■ Loss, 
 ■ Non-Conf, 
 S Site, 
 ■ Home 
 ■ Away 
 N Neutral



THROUGH JAN. 31, 1917				THROUGH JAN. 31, 1917						
Average RPI Win:	294	WON-LOST	WINNING	LAST 10	STRENGTH OF	OPP. STRENGTH	TEAM	ADJ.	CONF.	ADJ CONF.
Average RPI Loss:	153	RECORD	PCT. RANK	GAMES	SCHEDULE	OF SCHEDULE	RPI	RPI	RPI	RPI
DIV. I ONLY	6- 16	289	2- 8	294	172	321	321	16	16	
DIV. I NON-CONF.	3- 8	262	0- 1	279	189	305	305	14	14	
-----										
TOTALS	RPI 1-25	RPI 26-50		W-L RECORDS		RPI 51-100	RPI 101-150	RPI 150+		
6- 16	0- 1	0- 1		OVERALL		0- 3	0- 0	6- 11		
5- 8	0- 0	0- 1		HOME		0- 1	0- 0	5- 6		
1- 8	0- 1	0- 0		AWAY		0- 2	0- 0	1- 5		
0- 0	0- 0	0- 0		NEUTRAL		0- 0	0- 0	0- 0		
3- 8	0- 1	0- 0		NON-CONFERENCE		0- 2	0- 0	3- 5		
2- 4	0- 0	0- 0		HOME		0- 0	0- 0	2- 4		
1- 4	0- 1	0- 0		AWAY		0- 2	0- 0	1- 1		
0- 0	0- 0	0- 0		NEUTRAL		0- 0	0- 0	0- 0		
3- 8	0- 0	0- 1		CONFERENCE		0- 1	0- 0	3- 6		
3- 4	0- 0	0- 1		HOME		0- 1	0- 0	3- 2		
0- 4	0- 0	0- 0		AWAY		0- 0	0- 0	0- 4		
0- 0	0- 0	0- 0		NEUTRAL		0- 0	0- 0	0- 0		

RPI 1-25					
RPI	S	Opponent	Score		
25	A	Arizona St.	40	76	
RPI 26-50					
RPI	S	Opponent	Score		
32	H	Drake	36	87	
RPI 51-100					
RPI	S	Opponent	Score		
56	H	UNI	40	78	
88	A	Northern Ill.	66	108	
94	A	Western Ill.	50	80	
RPI 101+					
RPI	S	Opponent	Score		
151	H	Yale	45	59	
153	A	Missouri St.	60	65	
163	H	George Mason	46	72	
173	H	Milwaukee	60	68	
179	H	Southern Ill.	56	63	
196	A	Wichita St.	45	67	
199	A	Indiana St.	49	63	
199	H	Indiana St.	47	65	
205	H	Wisconsin	46	64	
211	A	SIUE	80	92	
228	H	Bradley	71	63	
272	H	Evansville	71	58	
302	H	Eastern Ill.	60	49	
317	A	Loyola Chicago	61	64	
317	H	Loyola Chicago	63	51	
320	H	Valparaiso	77	56	
325	A	Ill.-Chicago	59	52	
Team's RPI: 321					
LAST 12 Division I GAMES:					
317	H	Loyola Chicago	63	51	
199	H	Indiana St.	47	65	
179	H	Southern Ill.	56	63	
272	H	Evansville	71	58	
196	A	Wichita St.	45	67	
153	A	Missouri St.	60	65	
32	H	Drake	36	87	
56	H	UNI	40	78	
199	A	Indiana St.	49	63	
317	A	Loyola Chicago	61	64	
228	H	Bradley	71	63	
211	A	SIUE	80	92	

Non-Div I Games:

Illinois St.

Loss, Non-Conf, S Site, H Home A Away N Neutral

Intramural Record				Through Games of Feb. 9, 1917						
Average RPI Win:	329	WON-LOST	WINNING	LAST 10	STRENGTH OF	OPP. STRENGTH	TEAM	ADJ.	CONF.	ADJ CONF.
Average RPI Loss:	201	RECORD	PCT. RANK	GAMES	SCHEDULE	OF SCHEDULE	RPI	RPI	RPI	RPI
DIV. I ONLY	4- 16	314	3- 7	326	307	334	334	27	27	
DIV. I NON-CONF.	0- 9	335	0- 0	327	224	349	349	27	27	
-----										
TOTALS	RPI 1-25	RPI 26-50		W-L RECORDS		RPI 51-100	RPI 101-150	RPI 150+		
4- 16	0- 0	0- 0		OVERALL		0- 0	0- 5	4- 11		
2- 6	0- 0	0- 0		HOME		0- 0	0- 2	2- 4		
2- 8	0- 0	0- 0		AWAY		0- 0	0- 0	2- 0		
0- 2	0- 0	0- 0		NEUTRAL		0- 0	0- 0	0- 2		
0- 9	0- 0	0- 0		NON-CONFERENCE		0- 0	0- 1	0- 8		
0- 2	0- 0	0- 0		HOME		0- 0	0- 0	0- 2		
0- 5	0- 0	0- 0		AWAY		0- 0	0- 1	0- 4		
0- 2	0- 0	0- 0		NEUTRAL		0- 0	0- 0	0- 2		
4- 7	0- 0	0- 0		CONFERENCE		0- 0	0- 4	4- 3		
2- 4	0- 0	0- 0		HOME		0- 0	0- 2	2- 2		
2- 3	0- 0	0- 0		AWAY		0- 0	0- 2	2- 1		
0- 0	0- 0	0- 0		NEUTRAL		0- 0	0- 0	0- 0		

RPI 1-25				RPI 26-50				RPI 51-100				RPI 101+				Team's RPI: 334	
RPI	S	Opponent	Score	RPI	S	Opponent	Score	RPI	S	Opponent	Score	RPI	S	Opponent	Score		
												106	A	Central Ark.	50	63	
												107	H	SFA	75	94	
												122	A	TCU	40	88	
												126	H	Abilene Christian	66	75	
												131	A	Lamar University	54	83	
												176	H	Rice	43	60	
												183	A	Texas St.	50	67	
												187	N	Utah St.	46	79	
												195	H	New Orleans	67	71	
												196	A	Wichita St.	63	73	
												201	A	North Texas	61	84	
												245	N	Murray St.	68	72	
												271	H	Eastern Mich.	47	66	
												299	H	Northwestern St.	74	76	
												306	A	Nicholls St.	78	52	
												328	A	Montana	56	61	
												336	A	Southeastern La.	85	76	
												336	H	Southeastern La.	96	56	
												337	A	Houston Baptist	51	68	
												337	H	Houston Baptist	69	54	
LAST 12 Division I GAMES:																	
												337	H	Houston Baptist	69	54	
												106	A	Central Ark.	50	63	
												126	H	Abilene Christian	66	75	
												107	H	SFA	75	94	
												336	H	Southeastern La.	96	56	
												337	A	Houston Baptist	51	68	
												131	A	Lamar University	54	83	
												195	H	New Orleans	67	71	
												299	H	Northwestern St.	74	76	
												336	A	Southeastern La.	85	76	
												306	A	Nicholls St.	78	52	
												196	A	Wichita St.	63	73	

**Non-Div I Games:**      LSU-Alexandria      106   79      Tex. A&M-Kingsville 79   66

Incarnate Word

Loss, Non-Conf, S Site, H Home A Away N Neutral

## Indiana

Through Games Of Feb. 8, 2017

Average RPI Win: 172		WON-LOST	WINNING	LAST 10	STRENGTH OF	OPP. STRENGTH	TEAM	ADJ.	CONF.	ADJ CONF.
Average RPI Loss: 40		RECORD	PCT. RANK	GAMES	SCHEDULE	OF SCHEDULE	RPI	RPI	RPI	RPI
DIV. I ONLY		16- 8	81	5- 5	90	63	52	52	6	6
DIV. I NON-CONF.		10- 3	54	1- 0	244	64	79	79	6	6
TOTALS		RPI 1-25	RPI 26-50		W-L RECORDS		RPI 51-100	RPI 101-150		RPI 150+
16- 8	0- 2	0- 4		OVERALL		6- 2	1- 0		9- 0	
9- 2	0- 1	0- 1		HOME		3- 0	1- 0		5- 0	
5- 6	0- 1	0- 3		AWAY		2- 2	0- 0		3- 0	
2- 0	0- 0	0- 0		NEUTRAL		1- 0	0- 0		1- 0	
10- 3	0- 0	0- 2		NON-CONFERENCE		2- 1	1- 0		7- 0	
6- 0	0- 0	0- 0		HOME		0- 0	1- 0		5- 0	
2- 3	0- 0	0- 2		AWAY		1- 1	0- 0		1- 0	
2- 0	0- 0	0- 0		NEUTRAL		1- 0	0- 0		1- 0	
6- 5	0- 2	0- 2		CONFERENCE		4- 1	0- 0		2- 0	
3- 2	0- 1	0- 1		HOME		3- 0	0- 0		0- 0	
3- 3	0- 1	0- 1		AWAY		1- 1	0- 0		2- 0	
0- 0	0- 0	0- 0		NEUTRAL		0- 0	0- 0		0- 0	

RPI S	Opponent	Score	RPI S	Opponent	Score	RPI S	Opponent	Score	RPI S	Opponent	Score
18	H Maryland	56 92	28	A Auburn	67 71	51	A Northwestern	67 80	108	H Vanderbilt	94 61
24	A Michigan	74 78	31	H Ohio St.	82 92	54	H Minnesota	78 62	161	H Oakland	84 59
			36	A North Carolina St.	70 84	75	N Florida	102 88	193	A Rutgers	63 52
			47	A Michigan St.	60 69	81	A Penn St.	89 70	201	A North Texas	94 64
						81	H Penn St.	72 66	205	A Wisconsin	78 54
						82	A Western Ky.	74 85	222	H Presbyterian	71 37
						90	A Chattanooga	79 76	250	N Stony Brook	74 60
						99	H Purdue	74 60	264	H Northern Ky.	100 49
									320	H Valparaiso	87 58
									340	H UMass Lowell	79 45
LAST 12 Division I GAMES:											
193	A Rutgers	63 52	51	A Northwestern	67 80						
18	H Maryland	56 92	24	A Michigan	74 78						
47	A Michigan St.	60 69	54	H Minnesota	78 62						
205	A Wisconsin	78 54	31	H Ohio St.	82 92						
81	H Penn St.	72 66	81	A Penn St.	89 70						
99	H Purdue	74 60	250	N Stony Brook	74 60						

Non-Div I Games:

Indiana

■ Loss, 
 ■ Non-Conf, S Site, 
 ■ Home 
 ■ Away 
 N Neutral

Average RPI Win:	231	WON-LOST	WINNING	LAST 10	STRENGTH OF	OPP. STRENGTH	TEAM	ADJ.	CONF.	ADJ CONF.
Average RPI Loss:	161	RECORD	PCT. RANK	GAMES	SCHEDULE	OF SCHEDULE	RPI	RPI	RPI	RPI
DIV. I ONLY	11- 11	169	5- 5	300	137	199	199	16	16	
DIV. I NON-CONF.	6- 5	148	1- 0	301	92	170	170	14	14	
TOTALS	RPI 1-25	RPI 26-50	W-L RECORDS	RPI 51-100	RPI 101-150	RPI 150+				
11- 11	0- 0	0- 2	OVERALL	0- 2	2- 0	9- 7				
4- 3	0- 0	0- 0	HOME	0- 1	1- 0	3- 2				
7- 8	0- 0	0- 2	AWAY	0- 1	1- 0	6- 5				
0- 0	0- 0	0- 0	NEUTRAL	0- 0	0- 0	0- 0				
6- 5	0- 0	0- 1	NON-CONFERENCE	0- 1	2- 0	4- 3				
2- 1	0- 0	0- 0	HOME	0- 1	1- 0	1- 0				
4- 4	0- 0	0- 1	AWAY	0- 0	1- 0	3- 3				
0- 0	0- 0	0- 0	NEUTRAL	0- 0	0- 0	0- 0				
5- 6	0- 0	0- 1	CONFERENCE	0- 1	0- 0	5- 4				
2- 2	0- 0	0- 0	HOME	0- 0	0- 0	2- 2				
3- 4	0- 0	0- 1	AWAY	0- 1	0- 0	3- 2				
0- 0	0- 0	0- 0	NEUTRAL	0- 0	0- 0	0- 0				

RPI 1-25				RPI 26-50				RPI 51-100				RPI 101+				Team's RPI: 199	
RPI	S	Opponent	Score	RPI	S	Opponent	Score	RPI	S	Opponent	Score	RPI	S	Opponent	Score		
				30	A	Missouri	48 77	56	A	UNI	47 59	114	A	Saint Louis	70 67		
				32	A	Drake	62 76	78	H	IUPUI	35 45	130	H	Tulsa	72 68		
												152	A	Cincinnati	63 55		
												153	H	Missouri St.	46 49		
												164	A	Omaha	45 72		
												179	A	Southern Ill.	68 53		
												196	H	Wichita St.	42 56		
												216	A	Miami (OH)	62 54		
												228	A	Bradley	41 54		
												228	H	Bradley	58 51		
												232	A	Butler	48 66		
												264	H	Northern Ky.	58 38		
												272	A	Evansville	41 57		
												302	A	Eastern Ill.	88 61		
												317	A	Loyola Chicago	48 38		
												321	A	Illinois St.	65 47		
												321	H	Illinois St.	63 49		
												330	A	Fla. Atlantic	67 70		
LAST 12 Division I GAMES:																	
				228	A	Bradley	41 54	317	A	Loyola Chicago	48 38						
				321	A	Illinois St.	65 47	321	H	Illinois St.	63 49						
				153	H	Missouri St.	46 49	228	H	Bradley	58 51						
				196	H	Wichita St.	42 56	179	A	Southern Ill.	68 53						
				32	A	Drake	62 76	272	A	Evansville	41 57						
				56	A	UNI	47 59	130	H	Tulsa	72 68						

Non-Div I Games:

Indiana St.

■ Loss, 
■ Non-Conf, 
■ S Site, 
■ H Home 
■ A Away 
N Neutral

Average RPI Win:	214	WON-LOST	WINNING	LAST 10	STRENGTH OF	OPP. STRENGTH	TEAM	ADJ.	CONF.	ADJ CONF.
Average RPI Loss:	156	RECORD	PCT. RANK	GAMES	SCHEDULE	OF SCHEDULE	RPI	RPI	RPI	RPI
DIV. I ONLY	15- 8	91	8- 2	243	177	147	147	17	17	
DIV. I NON-CONF.	5- 4	143	0- 0	161	138	144	144	17	17	
TOTALS	RPI 1-25	RPI 26-50	W-L RECORDS	RPI 51-100	RPI 101-150	RPI 150+				
15- 8	0- 0	1- 0	OVERALL	0- 1	3- 3	11- 4				
9- 3	0- 0	1- 0	HOME	0- 0	2- 1	6- 2				
6- 5	0- 0	0- 0	AWAY	0- 1	1- 2	5- 2				
0- 0	0- 0	0- 0	NEUTRAL	0- 0	0- 0	0- 0				
5- 4	0- 0	0- 0	NON-CONFERENCE	0- 1	3- 2	2- 1				
4- 1	0- 0	0- 0	HOME	0- 0	2- 1	2- 0				
1- 3	0- 0	0- 0	AWAY	0- 1	1- 1	0- 1				
0- 0	0- 0	0- 0	NEUTRAL	0- 0	0- 0	0- 0				
10- 4	0- 0	1- 0	CONFERENCE	0- 0	0- 1	9- 3				
5- 2	0- 0	1- 0	HOME	0- 0	0- 0	4- 2				
5- 2	0- 0	0- 0	AWAY	0- 0	0- 1	5- 1				
0- 0	0- 0	0- 0	NEUTRAL	0- 0	0- 0	0- 0				

RPI 1-25			RPI 26-50			RPI 51-100			RPI 101+ Team's RPI: 147		
RPI	S	Opponent	Score	RPI	S	Opponent	Score	RPI	S	Opponent	Score
				49	H	Quinnipiac	58 44	81	A	Penn St.	67 80
								109	H	Duquesne	58 61
								111	H	Saint Joseph's	58 57
								114	A	Navy	68 73
								120	H	Fordham	55 46
								127	A	Rider	65 85
								129	A	VCU	59 57
								178	A	Fairfield	59 68
								200	H	Siena	46 58
								201	A	North Texas	55 66
								219	A	Niagara	65 55
								219	H	Niagara	68 61
								226	H	Monmouth	60 54
								235	A	Marist	48 37
								235	H	Marist	62 68
								244	A	Canisius	58 45
								244	H	Canisius	55 52
								250	H	Stony Brook	57 46
								268	A	Manhattan	76 62
								268	H	Manhattan	70 53
								309	A	Saint Peter's	66 58
								322	H	St. Francis Brooklyn	62 46
LAST 12 Division I GAMES:											
244	A	Canisius	58 45	235	H	Marist	62 68				
219	A	Niagara	65 55	219	H	Niagara	68 61				
49	H	Quinnipiac	58 44	200	H	Siena	46 58				
235	A	Marist	48 37	309	A	Saint Peter's	66 58				
226	H	Monmouth	60 54	127	A	Rider	65 85				
268	A	Manhattan	76 62	244	H	Canisius	55 52				

Non-Div I Games:

Iona

Average RPI Win:	145	WON-LOST	WINNING	LAST 10	STRENGTH OF	OPP. STRENGTH	TEAM	ADJ.	CONF.	ADJ CONF.
Average RPI Loss:	46	RECORD	PCT. RANK	GAMES	SCHEDULE	OF SCHEDULE	RPI	RPI	RPI	RPI
DIV. I ONLY	14- 9	114	5- 5	34	48	50	50	6	6	
DIV. I NON-CONF.	9- 4	85	1- 1	7	62	31	31	6	6	
TOTALS	RPI 1-25	RPI 26-50	W-L RECORDS	RPI 51-100	RPI 101-150	RPI 150+				
14- 9	0- 5	1- 2	OVERALL	3- 1	3- 0	7- 1				
11- 3	0- 2	0- 1	HOME	3- 0	2- 0	6- 0				
2- 5	0- 2	0- 1	AWAY	0- 1	1- 0	1- 1				
1- 1	0- 1	1- 0	NEUTRAL	0- 0	0- 0	0- 0				
9- 4	0- 2	1- 2	NON-CONFERENCE	2- 0	3- 0	3- 0				
7- 2	0- 1	0- 1	HOME	2- 0	2- 0	3- 0				
1- 1	0- 0	0- 1	AWAY	0- 0	1- 0	0- 0				
1- 1	0- 1	1- 0	NEUTRAL	0- 0	0- 0	0- 0				
5- 5	0- 3	0- 0	CONFERENCE	1- 1	0- 0	4- 1				
4- 1	0- 1	0- 0	HOME	1- 0	0- 0	3- 0				
1- 4	0- 2	0- 0	AWAY	0- 1	0- 0	1- 1				
0- 0	0- 0	0- 0	NEUTRAL	0- 0	0- 0	0- 0				

RPI S	Opponent	Score	RPI S	Opponent	Score	Team's RPI: 50	RPI S	Opponent	Score	RPI S	Opponent	Score
2	H Notre Dame	58 73	32	A Drake	76 81		54	H Minnesota	80 65	110	H Kent St.	83 48
11	N UCLA	65 78	38	H South Dakota St.	64 66		56	H UNI	88 39	134	H Oral Roberts	96 76
18	A Maryland	81 100	42	N James Madison	90 75		72	H Iowa St.	88 76	138	A North Dakota	75 60
18	H Maryland	82 98					81	A Penn St.	58 71	156	H Hampton	84 51
24	A Michigan	70 72								182	H Nebraska	75 72
										192	A Illinois	65 70
										192	H Illinois	78 58
										193	A Rutgers	71 59
										193	H Rutgers	71 57
										214	H Robert Morris	81 60
										298	H Massachusetts	71 30
LAST 12 Division I GAMES:												
24	A Michigan	70 72	192	H Illinois	78 58							
193	H Rutgers	71 57	81	A Penn St.	58 71							
18	A Maryland	81 100	182	H Nebraska	75 72							
54	H Minnesota	80 65	192	A Illinois	65 70							
193	A Rutgers	71 59	110	H Kent St.	83 48							
18	H Maryland	82 98	32	A Drake	76 81							

Non-Div I Games:

Iowa

  Loss, 
  Non-Conf, 
  S Site, 
  H Home 
  A Away 
N Neutral

Average RPI Win: 162		WON-LOST	WINNING	LAST 10	STRENGTH OF		OPP. STRENGTH	TEAM	ADJ.	CONF.	ADJ CONF.
Average RPI Loss: 38		RECORD	PCT. RANK	GAMES	SCHEDULE		OF SCHEDULE	RPI	RPI	RPI	RPI
DIV. I ONLY		13- 10	135	4- 6	24		51	72	72	4	4
DIV. I NON-CONF.		9- 2	37	0- 0	70		217	57	57	3	3
TOTALS		RPI 1-25	RPI 26-50		W-L RECORDS		RPI 51-100	RPI 101-150		RPI 150+	
13- 10	1- 6	1- 1		OVERALL		3- 2	2- 1		6- 0		
12- 4	1- 4	1- 0		HOME		2- 0	2- 0		6- 0		
1- 6	0- 2	0- 1		AWAY		1- 2	0- 1		0- 0		
0- 0	0- 0	0- 0		NEUTRAL		0- 0	0- 0		0- 0		
9- 2	0- 1	1- 1		NON-CONFERENCE		2- 0	0- 0		6- 0		
9- 1	0- 1	1- 0		HOME		2- 0	0- 0		6- 0		
0- 1	0- 0	0- 1		AWAY		0- 0	0- 0		0- 0		
0- 0	0- 0	0- 0		NEUTRAL		0- 0	0- 0		0- 0		
4- 8	1- 5	0- 0		CONFERENCE		1- 2	2- 1		0- 0		
3- 3	1- 3	0- 0		HOME		0- 0	2- 0		0- 0		
1- 5	0- 2	0- 0		AWAY		1- 2	0- 1		0- 0		
0- 0	0- 0	0- 0		NEUTRAL		0- 0	0- 0		0- 0		

RPI	S	Opponent	Score	RPI	S	Opponent	Score	RPI	S	Opponent	Score	RPI	S	Opponent	Score
4	H	Mississippi St.	81 85	32	H	Drake	75 67	56	H	UNI	76 68	122	A	TCU	75 80
7	H	Texas	68 75	50	A	Iowa	76 88	59	A	West Virginia	80 55	122	H	TCU	72 69
9	A	Baylor	42 68					68	A	Oklahoma St.	59 71	149	H	Kansas	87 58
9	H	Baylor	52 83					76	A	Texas Tech	66 75	195	H	New Orleans	100 63
16	A	Oklahoma	63 78					88	H	Northern Ill.	97 89	207	H	Sacred Heart	76 56
16	H	Oklahoma	57 67									243	H	UC Santa Barbara	77 60
22	H	Kansas St.	75 69									260	H	Savannah St.	74 51
												324	H	Arkansas St.	105 53
												345	H	Delaware St.	88 57
LAST 12 Division I GAMES:															
59	A	West Virginia	80 55	122	A	TCU	75 80								
9	H	Baylor	52 83	16	H	Oklahoma	57 67								
122	H	TCU	72 69	149	H	Kansas	87 58								
16	A	Oklahoma	63 78	76	A	Texas Tech	66 75								
22	H	Kansas St.	75 69	7	H	Texas	68 75								
9	A	Baylor	42 68	68	A	Oklahoma St.	59 71								

Non-Div I Games:

Iowa St.

■ Loss, 
 ■ Non-Conf, S Site, 
 ■ Home 
 ■ Away 
 N Neutral

Average RPI Win:	299	WON-LOST	WINNING	LAST 10	STRENGTH OF	OPP. STRENGTH	TEAM	ADJ.	CONF.	ADJ CONF.
Average RPI Loss:	259	RECORD	PCT. RANK	GAMES	SCHEDULE	OF SCHEDULE	RPI	RPI	RPI	RPI
DIV. I ONLY	3- 14	319	0- 10	347	347	348	348	30	30	
DIV. I NON-CONF.	2- 4	230	0- 0	343	345	325	325	29	29	
TOTALS	RPI 1-25	RPI 26-50	W-L RECORDS	RPI 51-100	RPI 101-150	RPI 150+				
3- 14	0- 0	0- 0	OVERALL	0- 1	0- 0	3- 13				
1- 4	0- 0	0- 0	HOME	0- 0	0- 0	1- 4				
1- 10	0- 0	0- 0	AWAY	0- 0	0- 0	1- 3				
1- 0	0- 0	0- 0	NEUTRAL	0- 0	0- 0	1- 0				
2- 4	0- 0	0- 0	NON-CONFERENCE	0- 1	0- 0	2- 3				
1- 0	0- 0	0- 0	HOME	0- 0	0- 0	1- 0				
0- 4	0- 0	0- 0	AWAY	0- 1	0- 0	0- 3				
1- 0	0- 0	0- 0	NEUTRAL	0- 0	0- 0	1- 0				
1- 10	0- 0	0- 0	CONFERENCE	0- 0	0- 0	1- 10				
0- 4	0- 0	0- 0	HOME	0- 0	0- 0	0- 4				
1- 6	0- 0	0- 0	AWAY	0- 0	0- 0	1- 6				
0- 0	0- 0	0- 0	NEUTRAL	0- 0	0- 0	0- 0				

RPI 1-25			RPI 26-50			RPI 51-100			RPI 101+			Team's RPI: 348
RPI	S	Opponent	Score	RPI	S	Opponent	Score	RPI	S	Opponent	Score	
						98 A Ole Miss	41 89	203 A Texas Southern		52 62		
								210 A Alabama St.		64 73		
								212 N Saint Francis (PA)		88 84		
								229 A Grambling		85 90		
								236 A Southern U.		61 80		
								236 H Southern U.		56 85		
								286 H Mississippi Val.		57 62		
								288 A Prairie View		63 73		
								293 H Ark.-Pine Bluff		71 78		
								299 A Northwestern St.		65 83		
								306 A Nicholls St.		76 83		
								307 A Alcorn		51 74		
								307 H Alcorn		53 70		
								330 A Fla. Atlantic		58 67		
								336 H Southeastern La.		83 66		
								349 A Alabama A&M		64 54		
LAST 12 Division I GAMES:												
236 A		Southern U.	61 80	288 A		Prairie View	63 73					
307 A		Alcorn	51 74	236 H		Southern U.	56 85					
293 H		Ark.-Pine Bluff	71 78	307 H		Alcorn	53 70					
286 H		Mississippi Val.	57 62	210 A		Alabama St.	64 73					
229 A		Grambling	85 90	349 A		Alabama A&M	64 54					
203 A		Texas Southern	52 62	212 N		Saint Francis (PA)	88 84					

Non-Div I Games: Blue Mountain 86 54 LeMoyne-Owen 88 67 Lane 57 52 Fisk 93 54 Jackson St.



Jacksonville

Through Games Of Feb. 8, 2017

Average RPI Win: <b>240</b>	WON-LOST	WINNING	LAST 10	STRENGTH OF	OPP. STRENGTH	TEAM	ADJ.	CONF.	ADJ CONF.
Average RPI Loss: <b>67</b>	RECORD	PCT. RANK	GAMES	SCHEDULE	OF SCHEDULE	RPI	RPI	RPI	RPI
DIV. I ONLY	14- 7	81	7- 3	116	211	83	83	24	24
DIV. I NON-CONF.	8- 4	97	2- 1	85	151	61	61	23	23
TOTALS	RPI 1-25	RPI 26-50	W-L RECORDS	RPI 51-100	RPI 101-150	RPI 150+			
14- 7	0- 1	0- 2	OVERALL	2- 2	1- 2	11- 0			
8- 1	0- 0	0- 0	HOME	1- 0	1- 1	6- 0			
4- 5	0- 1	0- 2	AWAY	0- 1	0- 1	4- 0			
2- 1	0- 0	0- 0	NEUTRAL	1- 1	0- 0	1- 0			
8- 4	0- 1	0- 2	NON-CONFERENCE	1- 1	1- 0	6- 0			
4- 0	0- 0	0- 0	HOME	0- 0	1- 0	3- 0			
2- 3	0- 1	0- 2	AWAY	0- 0	0- 0	2- 0			
2- 1	0- 0	0- 0	NEUTRAL	1- 1	0- 0	1- 0			
6- 3	0- 0	0- 0	CONFERENCE	1- 1	0- 2	5- 0			
4- 1	0- 0	0- 0	HOME	1- 0	0- 1	3- 0			
2- 2	0- 0	0- 0	AWAY	0- 1	0- 1	2- 0			
0- 0	0- 0	0- 0	NEUTRAL	0- 0	0- 0	0- 0			

RPI 1-25				RPI 26-50				RPI 51-100				Team's RPI: 83	RPI 101+			
RPI	S	Opponent	Score	RPI	S	Opponent	Score	RPI	S	Opponent	Score		RPI	S	Opponent	Score
5	A	Florida St.	47 90	27	A	South Fla.	52 64	85	N	North Carolina	57 87		104	H	Troy	77 70
				28	A	Auburn	41 53	93	A	FGCU	57 60		117	A	Stetson	47 57
								93	H	FGCU	73 65		117	H	Stetson	49 65
								100	N	UC Davis	61 54		234	N	Wofford	66 60
													247	H	Bethune-Cookman	69 63
													248	H	South Ala.	62 55
													260	A	Savannah St.	55 40
													273	A	FIU	71 56
													275	H	North Florida	68 58
													282	H	Kennesaw St.	72 48
													303	H	Lipscomb	84 60
													306	H	Nicholls St.	76 71
													315	A	NJIT	75 56
													318	A	USC Upstate	65 47
LAST 12 Division I GAMES:																
				117	A	Stetson	47 57					315	A	NJIT	75 56	
				93	H	FGCU	73 65					318	A	USC Upstate	65 47	
				117	H	Stetson	49 65					275	H	North Florida	68 58	
				93	A	FGCU	57 60					234	N	Wofford	66 60	
				303	H	Lipscomb	84 60					100	N	UC Davis	61 54	
				282	H	Kennesaw St.	72 48					28	A	Auburn	41 53	

Non-Div I Games: Thomas (GA) 100 43 Johnson & Wales (FI110 31 Fla. Memorial 76 51

Jacksonville

Loss, Non-Conf, S Site, H Home A Away N Neutral

Average RPI Win:	277	WON-LOST	WINNING	LAST 10	STRENGTH OF	OPP. STRENGTH	TEAM	ADJ.	CONF.	ADJ CONF.
Average RPI Loss:	195	RECORD	PCT. RANK	GAMES	SCHEDULE	OF SCHEDULE	RPI	RPI	RPI	RPI
DIV. I ONLY	9- 14	228	3- 7	259	299	253	253	26	26	
DIV. I NON-CONF.	6- 5	148	0- 0	288	284	198	198	26	26	
TOTALS	RPI 1-25	RPI 26-50	W-L RECORDS	RPI 51-100	RPI 101-150	RPI 150+				
9- 14	0- 1	0- 0	OVERALL	0- 3	0- 1	9- 9				
4- 5	0- 0	0- 0	HOME	0- 1	0- 1	4- 3				
4- 9	0- 1	0- 0	AWAY	0- 2	0- 0	4- 6				
1- 0	0- 0	0- 0	NEUTRAL	0- 0	0- 0	1- 0				
6- 5	0- 1	0- 0	NON-CONFERENCE	0- 1	0- 1	6- 2				
2- 2	0- 0	0- 0	HOME	0- 0	0- 1	2- 1				
3- 3	0- 1	0- 0	AWAY	0- 1	0- 0	3- 1				
1- 0	0- 0	0- 0	NEUTRAL	0- 0	0- 0	1- 0				
3- 9	0- 0	0- 0	CONFERENCE	0- 2	0- 0	3- 7				
2- 3	0- 0	0- 0	HOME	0- 1	0- 0	2- 2				
1- 6	0- 0	0- 0	AWAY	0- 1	0- 0	1- 5				
0- 0	0- 0	0- 0	NEUTRAL	0- 0	0- 0	0- 0				

RPI 1-25				RPI 26-50				RPI 51-100				RPI 101+ Team's RPI: 253			
RPI	S	Opponent	Score	RPI	S	Opponent	Score	RPI	S	Opponent	Score	RPI	S	Opponent	Score
5	A	Florida St.	62 73					79	A	Belmont	52 61	113	H	Clemson	63 69
								79	H	Belmont	53 54	188	H	Morehead St.	69 68
								98	A	Ole Miss	50 68	195	H	New Orleans	79 81
												211	A	SIUE	62 69
												241	H	Austin Peay	65 45
												245	H	Murray St.	64 71
												258	H	Ga. Southern	67 55
												260	A	Savannah St.	64 57
												262	A	Tennessee St.	51 64
												263	A	Tennessee Tech	54 56
												266	A	UT Martin	83 94
												280	H	Southeast Mo. St.	58 65
												282	A	Kennesaw St.	65 59
												302	A	Eastern Ill.	67 71
												306	H	Nicholls St.	75 52
												307	A	Alcorn	70 66
												312	A	Eastern Ky.	54 49
												330	A	Fla. Atlantic	55 63
												341	N	Florida A&M	66 54
LAST 12 Division I GAMES:															
79	A	Belmont	52 61	79	H	Belmont	53 54								
211	A	SIUE	62 69	263	A	Tennessee Tech	54 56								
280	H	Southeast Mo. St.	58 65	241	H	Austin Peay	65 45								
188	H	Morehead St.	69 68	245	H	Murray St.	64 71								
312	A	Eastern Ky.	54 49	302	A	Eastern Ill.	67 71								
262	A	Tennessee St.	51 64	266	A	UT Martin	83 94								

Non-Div I Games: Brewton Parker 89 26

Jacksonville St.

■ Loss, 
 ■ Non-Conf, 
 ■ S Site, 
 ■ Home 
 ■ A Away 
 N Neutral

Average RPI Win:	160	WON-LOST	WINNING	LAST 10	STRENGTH OF	OPP. STRENGTH	TEAM	ADJ.	CONF.	ADJ CONF.
Average RPI Loss:	77	RECORD	PCT. RANK	GAMES	SCHEDULE	OF SCHEDULE	RPI	RPI	RPI	RPI
DIV. I ONLY	16- 6	52	8- 2	97	66	42	42	8	8	
DIV. I NON-CONF.	7- 4	114	1- 0	92	22	65	65	8	8	
TOTALS	RPI 1-25	RPI 26-50	W-L RECORDS	RPI 51-100	RPI 101-150	RPI 150+				
16- 6	0- 2	1- 1	OVERALL	2- 1	3- 0	10- 2				
7- 2	0- 1	0- 0	HOME	2- 0	0- 0	5- 1				
8- 3	0- 1	1- 0	AWAY	0- 1	3- 0	4- 1				
1- 1	0- 0	0- 1	NEUTRAL	0- 0	0- 0	1- 0				
7- 4	0- 2	0- 1	NON-CONFERENCE	1- 1	1- 0	5- 0				
3- 1	0- 1	0- 0	HOME	1- 0	0- 0	2- 0				
3- 2	0- 1	0- 0	AWAY	0- 1	1- 0	2- 0				
1- 1	0- 0	0- 1	NEUTRAL	0- 0	0- 0	1- 0				
9- 2	0- 0	1- 0	CONFERENCE	1- 0	2- 0	5- 2				
4- 1	0- 0	0- 0	HOME	1- 0	0- 0	3- 1				
5- 1	0- 0	1- 0	AWAY	0- 0	2- 0	2- 1				
0- 0	0- 0	0- 0	NEUTRAL	0- 0	0- 0	0- 0				

RPI 1-25				RPI 26-50				Team's RPI: 42	RPI 51-100				RPI 101+			
RPI	S	Opponent	Score	RPI	S	Opponent	Score		RPI	S	Opponent	Score	RPI	S	Opponent	Score
5	A	Florida St.	64 84	29	A	Elon	76 70		58	H	Wake Forest	83 76	111	A	Saint Joseph's	85 72
14	H	Tennessee	69 81	50	N	Iowa	75 90		63	A	St. John's (NY)	63 74	116	A	Delaware	66 51
									70	H	Drexel	54 47	133	A	William & Mary	79 64
													156	H	Hampton	71 50
													166	A	Towson	51 54
													166	H	Towson	55 60
													180	A	Hofstra	61 50
													180	H	Hofstra	93 57
													184	A	Northeastern	67 49
													184	H	Northeastern	74 54
													190	N	Idaho St.	83 53
													193	A	Rutgers	82 76
													221	H	UNCW	73 51
													240	A	Liberty	62 48
													322	H	St. Francis Brooklyn	83 57
LAST 12 Division I GAMES:																
184	A	Northeastern	67 49	184	H	Northeastern	74 54		116	A	Delaware	66 51				
180	A	Hofstra	61 50	166	A	Towson	51 54		180	H	Hofstra	93 57				
133	A	William & Mary	79 64	221	H	UNCW	73 51		58	H	Wake Forest	83 76				
70	H	Drexel	54 47													
166	H	Towson	55 60													
29	A	Elon	76 70													

Non-Div I Games:

James Madison

■ Loss, 
■ Non-Conf, S Site, 
■ Home 
■ Away 
N Neutral

Average RPI Win:	145	WON-LOST	WINNING	LAST 10	STRENGTH OF	OPP. STRENGTH	TEAM	ADJ.	CONF.	ADJ CONF.
Average RPI Loss:	59	RECORD	PCT. RANK	GAMES	SCHEDULE	OF SCHEDULE	RPI	RPI	RPI	RPI
DIV. I ONLY	8- 16	260	2- 8	22	18	149	149	4	4	
DIV. I NON-CONF.	6- 5	148	0- 0	76	89	134	134	3	3	
TOTALS	RPI 1-25	RPI 26-50	W-L RECORDS	RPI 51-100	RPI 101-150	RPI 150+				
8- 16	0- 7	0- 1	OVERALL	2- 3	3- 4	3- 1				
7- 8	0- 3	0- 1	HOME	2- 1	3- 2	2- 1				
1- 8	0- 4	0- 0	AWAY	0- 2	0- 2	1- 0				
0- 0	0- 0	0- 0	NEUTRAL	0- 0	0- 0	0- 0				
6- 5	0- 1	0- 1	NON-CONFERENCE	0- 0	3- 2	3- 1				
5- 3	0- 0	0- 1	HOME	0- 0	3- 1	2- 1				
1- 2	0- 1	0- 0	AWAY	0- 0	0- 1	1- 0				
0- 0	0- 0	0- 0	NEUTRAL	0- 0	0- 0	0- 0				
2- 11	0- 6	0- 0	CONFERENCE	2- 3	0- 2	0- 0				
2- 5	0- 3	0- 0	HOME	2- 1	0- 1	0- 0				
0- 6	0- 3	0- 0	AWAY	0- 2	0- 1	0- 0				
0- 0	0- 0	0- 0	NEUTRAL	0- 0	0- 0	0- 0				

RPI	S	Opponent	Score	RPI	S	Opponent	Score	RPI	S	Opponent	Score	RPI	S	Opponent	Score	Team's RPI: 149
7	H	Texas	54 66	35	H	Harvard	59 69	59	H	West Virginia	51 62	101	H	SMU	63 75	
9	A	Baylor	43 90					68	A	Oklahoma St.	70 74	118	A	Alabama	65 71	
9	H	Baylor	43 92					68	H	Oklahoma St.	67 49	122	A	TCU	68 83	
16	A	Oklahoma	52 89					72	A	Iowa St.	58 87	122	H	TCU	68 80	
16	H	Oklahoma	54 84					76	H	Texas Tech	66 60	125	H	Arizona	75 51	
21	A	Creighton	49 69									134	H	Oral Roberts	64 56	
22	A	Kansas St.	60 73									138	H	North Dakota	76 71	
												153	H	Missouri St.	64 87	
												157	H	UC Riverside	90 84	
												165	A	Memphis	68 58	
												296	H	Rhode Island	72 36	
LAST 12 Division I GAMES:																
68	H	Oklahoma St.	67 49	59	H	West Virginia	51 62									
122	H	TCU	68 80	9	H	Baylor	43 92									
16	A	Oklahoma	52 89	22	A	Kansas St.	60 73									
76	H	Texas Tech	66 60	72	A	Iowa St.	58 87									
68	A	Oklahoma St.	70 74	7	H	Texas	54 66									
122	A	TCU	68 83	9	A	Baylor	43 90									

Non-Div I Games:

Kansas

■ Loss, 
■ Non-Conf, 
■ S Site, 
■ H Home 
■ A Away 
N Neutral

Average RPI Win:	118	WON-LOST	WINNING	LAST 10	STRENGTH OF	OPP. STRENGTH	TEAM	ADJ.	CONF.	ADJ CONF.
Average RPI Loss:	24	RECORD	PCT. RANK	GAMES	SCHEDULE	OF SCHEDULE	RPI	RPI	RPI	RPI
DIV. I ONLY	17- 7	64	6- 4	26	3	22	22	4	4	
DIV. I NON-CONF.	10- 2	33	0- 0	57	7	19	19	3	3	
TOTALS	RPI 1-25	RPI 26-50	W-L RECORDS	RPI 51-100	RPI 101-150	RPI 150+				
17- 7	0- 5	3- 0	OVERALL	6- 2	4- 0	4- 0				
11- 2	0- 2	1- 0	HOME	4- 0	4- 0	2- 0				
3- 5	0- 3	0- 0	AWAY	2- 2	0- 0	1- 0				
3- 0	0- 0	2- 0	NEUTRAL	0- 0	0- 0	1- 0				
10- 2	0- 1	3- 0	NON-CONFERENCE	1- 1	2- 0	4- 0				
6- 1	0- 1	1- 0	HOME	1- 0	2- 0	2- 0				
1- 1	0- 0	0- 0	AWAY	0- 1	0- 0	1- 0				
3- 0	0- 0	2- 0	NEUTRAL	0- 0	0- 0	1- 0				
7- 5	0- 4	0- 0	CONFERENCE	5- 1	2- 0	0- 0				
5- 1	0- 1	0- 0	HOME	3- 0	2- 0	0- 0				
2- 4	0- 3	0- 0	AWAY	2- 1	0- 0	0- 0				
0- 0	0- 0	0- 0	NEUTRAL	0- 0	0- 0	0- 0				

RPI 1-25				RPI 26-50				RPI 51-100				RPI 101+			
RPI	S	Opponent	Score	RPI	S	Opponent	Score	RPI	S	Opponent	Score	RPI	S	Opponent	Score
1	H	UConn	58 75	26	N	LSU	69 54	56	A	UNI	59 67	122	H	TCU	74 63
7	A	Texas	58 63	28	H	Auburn	71 66	59	H	West Virginia	86 71	130	H	Tulsa	82 62
9	A	Baylor	57 87	36	N	North Carolina St.	67 50	68	A	Oklahoma St.	63 43	131	H	Lamar University	68 43
9	H	Baylor	49 91					68	H	Oklahoma St.	74 69	149	H	Kansas	73 60
16	A	Oklahoma	80 85					72	A	Iowa St.	69 75	164	A	Omaha	70 57
								76	A	Texas Tech	65 53	172	H	Princeton	60 42
								76	H	Texas Tech	68 54	289	N	UTEP	61 40
								77	H	UT Arlington	62 49	329	H	Chicago St.	83 33
LAST 12 Division I GAMES:															
7	A	Texas	58 63	68	A	Oklahoma St.	63 43								
76	A	Texas Tech	65 53	149	H	Kansas	73 60								
68	H	Oklahoma St.	74 69	76	H	Texas Tech	68 54								
9	H	Baylor	49 91	16	A	Oklahoma	80 85								
72	A	Iowa St.	69 75	59	H	West Virginia	86 71								
122	H	TCU	74 63	9	A	Baylor	57 87								

Non-Div I Games:

Kansas St.

■ Loss, 
■ Non-Conf, 
■ S Site, 
■ H Home 
■ A Away 
N Neutral

Average RPI Win:	301	WON-LOST	WINNING	LAST 10	STRENGTH OF	OPP. STRENGTH	TEAM	ADJ.	CONF.	ADJ CONF.
Average RPI Loss:	164	RECORD	PCT. RANK	GAMES	SCHEDULE	OF SCHEDULE	RPI	RPI	RPI	RPI
DIV. I ONLY	7- 16	278	6- 4	226	268	282	282	24	24	
DIV. I NON-CONF.	1- 13	334	0- 3	209	262	338	338	23	23	
TOTALS	RPI 1-25	RPI 26-50	W-L RECORDS	RPI 51-100	RPI 101-150	RPI 150+				
7- 16	0- 1	0- 1	OVERALL	0- 3	0- 3	7- 8				
3- 7	0- 1	0- 1	HOME	0- 1	0- 1	3- 3				
4- 6	0- 0	0- 0	AWAY	0- 0	0- 0	4- 0				
0- 3	0- 0	0- 0	NEUTRAL	0- 0	0- 0	0- 3				
1- 13	0- 1	0- 1	NON-CONFERENCE	0- 1	0- 2	1- 8				
1- 5	0- 1	0- 1	HOME	0- 0	0- 0	1- 3				
0- 5	0- 0	0- 0	AWAY	0- 1	0- 2	0- 2				
0- 3	0- 0	0- 0	NEUTRAL	0- 0	0- 0	0- 3				
6- 3	0- 0	0- 0	CONFERENCE	0- 2	0- 1	6- 0				
2- 2	0- 0	0- 0	HOME	0- 1	0- 1	2- 0				
4- 1	0- 0	0- 0	AWAY	0- 1	0- 0	4- 0				
0- 0	0- 0	0- 0	NEUTRAL	0- 0	0- 0	0- 0				

RPI 1-25				RPI 26-50				RPI 51-100				RPI 101+				Team's RPI: 282	
RPI	S	Opponent	Score	RPI	S	Opponent	Score	RPI	S	Opponent	Score	RPI	S	Opponent	Score		
23	H	Temple	38 79	41	H	Georgia Tech	49 86	83	A	Jacksonville	48 72	103	A	Mercer	46 61		
								93	H	FGCU	56 75	108	A	Vanderbilt	54 86		
								97	A	Georgia	40 82	117	H	Stetson	56 65		
												171	N	Xavier	52 75		
												188	H	Morehead St.	50 71		
												234	H	Wofford	49 78		
												241	A	Austin Peay	49 68		
												253	H	Jacksonville St.	59 65		
												257	N	Portland St.	61 71		
												260	H	Savannah St.	72 60		
												275	A	North Florida	67 61		
												283	A	Georgia St.	59 62		
												303	A	Lipscomb	70 55		
												315	A	NJIT	66 56		
												315	H	NJIT	75 64		
												318	A	USC Upstate	79 71		
												318	H	USC Upstate	74 67		
												324	N	Arkansas St.	67 70		
LAST 12 Division I GAMES:																	
315	A	NJIT	66 56	93	H	FGCU	56 75										
318	H	USC Upstate	74 67	117	H	Stetson	56 65										
315	H	NJIT	75 64	303	A	Lipscomb	70 55										
318	A	USC Upstate	79 71	23	H	Temple	38 79										
275	A	North Florida	67 61	234	H	Wofford	49 78										
83	A	Jacksonville	48 72	171	N	Xavier	52 75										

Non-Div I Games:

Kennesaw St.

■ Loss, 
■ Non-Conf, 
■ S Site, 
■ H Home 
■ A Away 
N Neutral

Average RPI Win:	209	WON-LOST	WINNING	LAST 10	STRENGTH OF	OPP. STRENGTH	TEAM	ADJ.	CONF.	ADJ CONF.
Average RPI Loss:	91	RECORD	PCT. RANK	GAMES	SCHEDULE	OF SCHEDULE	RPI	RPI	RPI	RPI
DIV. I ONLY	13- 11	153	7- 3	74	163	110	110	10	10	
DIV. I NON-CONF.	6- 6	165	0- 0	101	220	147	147	11	11	
TOTALS	RPI 1-25	RPI 26-50	W-L RECORDS	RPI 51-100	RPI 101-150	RPI 150+				
13- 11	0- 1	1- 1	OVERALL	2- 6	1- 2	9- 1				
8- 3	0- 0	0- 0	HOME	1- 2	0- 0	7- 1				
4- 6	0- 0	1- 1	AWAY	0- 3	1- 2	2- 0				
1- 2	0- 1	0- 0	NEUTRAL	1- 1	0- 0	0- 0				
6- 6	0- 1	0- 1	NON-CONFERENCE	1- 2	1- 1	4- 1				
4- 1	0- 0	0- 0	HOME	0- 0	0- 0	4- 1				
1- 3	0- 0	0- 1	AWAY	0- 1	1- 1	0- 0				
1- 2	0- 1	0- 0	NEUTRAL	1- 1	0- 0	0- 0				
7- 5	0- 0	1- 0	CONFERENCE	1- 4	0- 1	5- 0				
4- 2	0- 0	0- 0	HOME	1- 2	0- 0	3- 0				
3- 3	0- 0	1- 0	AWAY	0- 2	0- 1	2- 0				
0- 0	0- 0	0- 0	NEUTRAL	0- 0	0- 0	0- 0				

RPI 1-25				RPI 26-50				RPI 51-100				RPI 101+ Team's RPI: 110			
RPI	S	Opponent	Score	RPI	S	Opponent	Score	RPI	S	Opponent	Score	RPI	S	Opponent	Score
9	N	Baylor	42 84	44	A	Ohio	68 65	54	A	Minnesota	62 92	137	A	Ball St.	47 71
				50	A	Iowa	48 83	62	A	Buffalo	62 77	140	A	Wright St.	79 69
								64	H	Central Mich.	78 91	148	A	Detroit	52 73
								71	H	Toledo	70 60	174	A	Western Mich.	71 67
								82	N	Western Ky.	73 79	214	H	Robert Morris	65 68
								88	A	Northern Ill.	72 93	216	H	Miami (OH)	84 66
								88	H	Northern Ill.	97 98	228	H	Bradley	77 52
								93	N	FGCU	77 64	261	H	Bowling Green	80 78
												271	A	Eastern Mich.	86 67
												271	H	Eastern Mich.	83 65
												312	H	Eastern Ky.	80 67
												314	H	Youngstown St.	75 60
												323	H	Fort Wayne	66 55
LAST 12 Division I GAMES:															
271	H	Eastern Mich.	83 65	174	A	Western Mich.	71 67								
62	A	Buffalo	62 77	44	A	Ohio	68 65								
216	H	Miami (OH)	84 66	88	H	Northern Ill.	97 98								
261	H	Bowling Green	80 78	271	A	Eastern Mich.	86 67								
88	A	Northern Ill.	72 93	137	A	Ball St.	47 71								
71	H	Toledo	70 60	64	H	Central Mich.	78 91								

Non-Div I Games:

Kent St.

■ Loss, 
■ Non-Conf, 
■ S Site, 
■ H Home 
■ A Away 
N Neutral

Average RPI Win:	92	WON-LOST	WINNING	LAST 10	STRENGTH OF	OPP. STRENGTH	TEAM	ADJ.	CONF.	ADJ CONF.
Average RPI Loss:	26	RECORD	PCT. RANK	GAMES	SCHEDULE	OF SCHEDULE	RPI	RPI	RPI	RPI
DIV. I ONLY	16- 8	81	7- 3	4	9	17	17	2	2	
DIV. I NON-CONF.	9- 4	85	0- 1	6	25	16	16	2	2	
TOTALS	RPI 1-25	RPI 26-50	W-L RECORDS	RPI 51-100	RPI 101-150	RPI 150+				
16- 8	2- 6	3- 1	OVERALL	5- 1	4- 0	2- 0				
13- 3	2- 3	1- 0	HOME	5- 0	3- 0	2- 0				
3- 5	0- 3	2- 1	AWAY	0- 1	1- 0	0- 0				
0- 0	0- 0	0- 0	NEUTRAL	0- 0	0- 0	0- 0				
9- 4	2- 3	0- 0	NON-CONFERENCE	3- 1	2- 0	2- 0				
9- 1	2- 1	0- 0	HOME	3- 0	2- 0	2- 0				
0- 3	0- 2	0- 0	AWAY	0- 1	0- 0	0- 0				
0- 0	0- 0	0- 0	NEUTRAL	0- 0	0- 0	0- 0				
7- 4	0- 3	3- 1	CONFERENCE	2- 0	2- 0	0- 0				
4- 2	0- 2	1- 0	HOME	2- 0	1- 0	0- 0				
3- 2	0- 1	2- 1	AWAY	0- 0	1- 0	0- 0				
0- 0	0- 0	0- 0	NEUTRAL	0- 0	0- 0	0- 0				

RPI	S	Opponent	Score	RPI	S	Opponent	Score	RPI	S	Opponent	Score	RPI	S	Opponent	Score
3	H	South Carolina	63 75	26	A	LSU	55 42	53	H	Washington St.	69 67	108	H	Vanderbilt	71 63
10	A	Duke	54 69	28	A	Auburn	64 60	89	H	Middle Tenn.	61 48	118	A	Alabama	71 54
13	A	Louisville	67 69	30	A	Missouri	67 73	91	A	Colorado	69 79	139	H	Radford	59 36
14	A	Tennessee	65 72	30	H	Missouri	64 62	96	H	New Hampshire	92 43	146	H	Albany (NY)	70 46
16	H	Oklahoma	82 68					97	H	Georgia	82 61	188	H	Morehead St.	74 47
19	H	Texas A&M	68 77					98	H	Ole Miss	89 57	225	H	Samford	80 57
20	H	Miami (FL)	82 66												
25	H	Arizona St.	71 73												
LAST 12 Division I GAMES:															
108	H	Vanderbilt	71 63	97	H	Georgia	82 61								
3	H	South Carolina	63 75	118	A	Alabama	71 54								
30	A	Missouri	67 73	19	H	Texas A&M	68 77								
98	H	Ole Miss	89 57	30	H	Missouri	64 62								
28	A	Auburn	64 60	14	A	Tennessee	65 72								
26	A	LSU	55 42	10	A	Duke	54 69								

Non-Div I Games:

Kentucky

■ Loss, 
 ■ Non-Conf, S Site, 
 ■ Home 
 ■ Away 
 N Neutral



Average RPI Win:	304	WON-LOST	WINNING	LAST 10	STRENGTH OF	OPP. STRENGTH	TEAM	ADJ.	CONF.	ADJ CONF.
Average RPI Loss:	217	RECORD	PCT. RANK	GAMES	SCHEDULE	OF SCHEDULE	RPI	RPI	RPI	RPI
DIV. I ONLY	4- 19	320	1- 3	245	345	333	333	31	31	
DIV. I NON-CONF.	1- 10	325	0- 1	152	312	322	322	32	32	
TOTALS	RPI 1-25	RPI 26-50	W-L RECORDS	RPI 51-100	RPI 101-150	RPI 150+				
4- 19	0- 0	0- 1	OVERALL	0- 0	0- 1	4- 17				
3- 9	0- 0	0- 0	HOME	0- 0	0- 0	3- 9				
1- 8	0- 0	0- 1	AWAY	0- 0	0- 1	1- 6				
0- 2	0- 0	0- 0	NEUTRAL	0- 0	0- 0	0- 2				
1- 10	0- 0	0- 1	NON-CONFERENCE	0- 0	0- 1	1- 8				
1- 4	0- 0	0- 0	HOME	0- 0	0- 0	1- 4				
0- 4	0- 0	0- 1	AWAY	0- 0	0- 1	0- 2				
0- 2	0- 0	0- 0	NEUTRAL	0- 0	0- 0	0- 2				
3- 9	0- 0	0- 0	CONFERENCE	0- 0	0- 0	3- 9				
2- 5	0- 0	0- 0	HOME	0- 0	0- 0	2- 5				
1- 4	0- 0	0- 0	AWAY	0- 0	0- 0	1- 4				
0- 0	0- 0	0- 0	NEUTRAL	0- 0	0- 0	0- 0				

RPI 1-25			RPI 26-50			RPI 51-100			RPI 101+ Team's RPI: 333		
RPI	S	Opponent	Score	RPI	S	Opponent	Score	RPI	S	Opponent	Score
				31	A	Ohio St.	54 113				
								144	A	Columbia	57 66
								151	H	Yale	44 75
								163	H	George Mason	48 64
								168	H	Army West Point	47 68
								173	N	Milwaukee	50 88
								181	A	Seton Hall	59 77
								207	A	Sacred Heart	48 66
								212	A	Saint Francis (PA)	52 66
								212	H	Saint Francis (PA)	30 74
								214	A	Robert Morris	42 83
								214	H	Robert Morris	54 64
								230	H	UMBC	45 57
								231	A	Colgate	61 76
								250	H	Stony Brook	58 48
								300	H	Bryant	53 62
								305	A	Central Conn. St.	68 62
								305	H	Central Conn. St.	71 76
								315	N	NJIT	48 50
								319	H	Mt. St. Mary's	63 60
								322	H	St. Francis Brooklyn	54 56
								343	H	Wagner	69 64
								346	A	Fairleigh Dickinson	46 64
LAST 12 Division I GAMES:											
315	N	NJIT	48 50	346	A	Fairleigh Dickinson	46 64				
214	H	Robert Morris	54 64	305	H	Central Conn. St.	71 76				
212	H	Saint Francis (PA)	30 74	322	H	St. Francis Brooklyn	54 56				
305	A	Central Conn. St.	68 62	214	A	Robert Morris	42 83				
207	A	Sacred Heart	48 66	212	A	Saint Francis (PA)	52 66				
343	H	Wagner	69 64	300	H	Bryant	53 62				

Non-Div I Games:

LIU Brooklyn

■ Loss, 
 ■ Non-Conf, S Site, 
 ■ Home 
 ■ Away 
 N Neutral

Average RPI Win:	127	WON-LOST	WINNING	LAST 10	STRENGTH OF	OPP. STRENGTH	TEAM	ADJ.	CONF.	ADJ CONF.
Average RPI Loss:	11	RECORD	PCT. RANK	GAMES	SCHEDULE	OF SCHEDULE	RPI	RPI	RPI	RPI
DIV. I ONLY	16- 7	73	5- 5	14	5	26	26	2	2	
DIV. I NON-CONF.	11- 2	24	2- 0	56	23	25	25	2	2	
TOTALS	RPI 1-25	RPI 26-50	W-L RECORDS	RPI 51-100	RPI 101-150	RPI 150+				
16- 7	0- 7	4- 0	OVERALL	3- 0	4- 0	5- 0				
11- 3	0- 3	3- 0	HOME	2- 0	3- 0	3- 0				
2- 3	0- 0	0- 0	AWAY	0- 0	1- 0	1- 0				
3- 1	0- 1	1- 0	NEUTRAL	1- 0	0- 0	1- 0				
11- 2	0- 2	3- 0	NON-CONFERENCE	2- 0	1- 0	5- 0				
7- 1	0- 1	2- 0	HOME	1- 0	1- 0	3- 0				
1- 0	0- 0	0- 0	AWAY	0- 0	0- 0	1- 0				
3- 1	0- 1	1- 0	NEUTRAL	1- 0	0- 0	1- 0				
5- 5	0- 5	1- 0	CONFERENCE	1- 0	3- 0	0- 0				
4- 2	0- 2	1- 0	HOME	1- 0	2- 0	0- 0				
1- 3	0- 3	0- 0	AWAY	0- 0	1- 0	0- 0				
0- 0	0- 0	0- 0	NEUTRAL	0- 0	0- 0	0- 0				

RPI 1-25				RPI 26-50				Team's RPI: 26				RPI 51-100				RPI 101+			
RPI	S	Opponent	Score	RPI	S	Opponent	Score	RPI	S	Opponent	Score	RPI	S	Opponent	Score	RPI	S	Opponent	Score
1	H	UConn	53 76	30	H	Missouri	80 71	58	H	Wake Forest	60 57	118	H	Alabama	48 41				
3	H	South Carolina	61 84	36	N	North Carolina St.	59 58	75	H	Florida	78 67	122	H	TCU	67 61				
4	A	Mississippi St.	48 74	39	H	Tulane	69 51	85	N	North Carolina	70 43	124	A	Arkansas	53 52				
14	A	Tennessee	58 77	48	H	Little Rock	69 49					124	H	Arkansas	53 46				
17	H	Kentucky	42 55									160	A	Louisiana Tech	77 73				
19	A	Texas A&M	52 54									176	H	Rice	66 55				
22	N	Kansas St.	54 69									210	H	Alabama St.	93 40				
												289	N	UTEP	78 45				
												342	H	Sam Houston St.	89 41				
LAST 12 Division I GAMES:																			
118	H	Alabama	48 41	30	H	Missouri	80 71	124	A	Arkansas	53 52	75	H	Florida	78 67	4	A	Mississippi St.	48 74
14	A	Tennessee	58 77	124	A	Arkansas	53 52	210	H	Alabama St.	93 40	48	H	Little Rock	69 49				
124	H	Arkansas	53 46	75	H	Florida	78 67												
19	A	Texas A&M	52 54	4	A	Mississippi St.	48 74												
17	H	Kentucky	42 55																
3	H	South Carolina	61 84																

Non-Div I Games:

LSU

■ Loss, 
■ Non-Conf, 
■ S Site, 
■ H Home 
■ A Away 
N Neutral

Average RPI Win:	229	WON-LOST	WINNING	LAST 10	STRENGTH OF	OPP. STRENGTH	TEAM	ADJ.	CONF.	ADJ CONF.
Average RPI Loss:	108	RECORD	PCT. RANK	GAMES	SCHEDULE	OF SCHEDULE	RPI	RPI	RPI	RPI
DIV. I ONLY	15- 9	111	7- 3	262	117	162	162	12	12	
DIV. I NON-CONF.	7- 5	137	0- 1	233	187	167	167	12	12	
TOTALS	RPI 1-25	RPI 26-50	W-L RECORDS	RPI 51-100	RPI 101-150	RPI 150+				
15- 9	0- 1	0- 1	OVERALL	1- 2	1- 4	13- 1				
7- 5	0- 0	0- 1	HOME	0- 1	0- 2	7- 1				
7- 4	0- 1	0- 0	AWAY	1- 1	1- 2	5- 0				
1- 0	0- 0	0- 0	NEUTRAL	0- 0	0- 0	1- 0				
7- 5	0- 1	0- 1	NON-CONFERENCE	0- 1	1- 1	6- 1				
4- 2	0- 0	0- 1	HOME	0- 0	0- 0	4- 1				
2- 3	0- 1	0- 0	AWAY	0- 1	1- 1	1- 0				
1- 0	0- 0	0- 0	NEUTRAL	0- 0	0- 0	1- 0				
8- 4	0- 0	0- 0	CONFERENCE	1- 1	0- 3	7- 0				
3- 3	0- 0	0- 0	HOME	0- 1	0- 2	3- 0				
5- 1	0- 0	0- 0	AWAY	1- 0	0- 1	4- 0				
0- 0	0- 0	0- 0	NEUTRAL	0- 0	0- 0	0- 0				

RPI 1-25			RPI 26-50			RPI 51-100			RPI 101+			Team's RPI: 162
RPI	S	Opponent	Score	RPI	S	Opponent	Score	RPI	S	Opponent	Score	
23	A	Temple	70 86	35	H	Harvard	64 66	55	H	George Washington	65 79	109 H Duquesne 68 76
								57	A	Dayton	54 51	111 H Saint Joseph's 55 75
								66	A	Villanova	49 52	119 A Penn 58 56
												127 A Rider 61 74
												129 A VCU 56 61
												163 H George Mason 59 57
												178 H Fairfield 68 61
												189 H American 63 59
												216 N Miami (OH) 79 70
												221 A UNCW 64 48
												224 A St. Bonaventure 57 45
												233 A Richmond 63 58
												284 A Davidson 65 58
												296 A Rhode Island 58 49
												296 H Rhode Island 70 51
												298 H Massachusetts 68 64
												310 H UMKC 64 59
												316 H Lafayette 49 56
												345 H Delaware St. 78 38
LAST 12 Division I GAMES:												
224	A	St. Bonaventure	57 45	233	A	Richmond	63 58					
55	H	George Washington	65 79	111	H	Saint Joseph's	55 75					
296	A	Rhode Island	58 49	35	H	Harvard	64 66					
163	H	George Mason	59 57	296	H	Rhode Island	70 51					
298	H	Massachusetts	68 64	109	H	Duquesne	68 76					
284	A	Davidson	65 58	129	A	VCU	56 61					

Non-Div I Games:

La Salle

■ Loss, 
 ■ Non-Conf, S Site, 
 ■ Home 
 ■ Away 
 N Neutral

Average RPI Win:	315	WON-LOST	WINNING	LAST 10	STRENGTH OF	OPP. STRENGTH	TEAM	ADJ.	CONF.	ADJ CONF.
Average RPI Loss:	196	RECORD	PCT. RANK	GAMES	SCHEDULE	OF SCHEDULE	RPI	RPI	RPI	RPI
DIV. I ONLY	3- 17	327	2- 8	289	288	332	332	21	21	
DIV. I NON-CONF.	1- 8	314	1- 0	312	314	343	343	19	19	
TOTALS	RPI 1-25	RPI 26-50	W-L RECORDS	RPI 51-100	RPI 101-150	RPI 150+				
3- 17	0- 0	0- 2	OVERALL	0- 2	0- 1	3- 12				
2- 6	0- 0	0- 1	HOME	0- 0	0- 0	2- 5				
1- 11	0- 0	0- 1	AWAY	0- 2	0- 1	1- 7				
0- 0	0- 0	0- 0	NEUTRAL	0- 0	0- 0	0- 0				
1- 8	0- 0	0- 0	NON-CONFERENCE	0- 1	0- 1	1- 6				
0- 4	0- 0	0- 0	HOME	0- 0	0- 0	0- 4				
1- 4	0- 0	0- 0	AWAY	0- 1	0- 1	1- 2				
0- 0	0- 0	0- 0	NEUTRAL	0- 0	0- 0	0- 0				
2- 9	0- 0	0- 2	CONFERENCE	0- 1	0- 0	2- 6				
2- 2	0- 0	0- 1	HOME	0- 0	0- 0	2- 1				
0- 7	0- 0	0- 1	AWAY	0- 1	0- 0	0- 5				
0- 0	0- 0	0- 0	NEUTRAL	0- 0	0- 0	0- 0				

RPI 1-25				RPI 26-50				RPI 51-100				RPI 101+				Team's RPI: 332
RPI	S	Opponent	Score	RPI	S	Opponent	Score	RPI	S	Opponent	Score	RPI	S	Opponent	Score	
				48	A	Little Rock	34 78	77	A	UT Arlington	59 93	124	A	Arkansas	46 92	
				48	H	Little Rock	47 92	98	A	Ole Miss	40 97	160	H	Louisiana Tech	53 73	
												176	H	Rice	50 93	
												183	A	Texas St.	50 63	
												191	A	Louisiana	57 67	
												229	H	Grambling	54 59	
												258	A	Ga. Southern	65 76	
												258	H	Ga. Southern	44 65	
												265	H	McNeese	52 78	
												283	A	Georgia St.	35 87	
												283	H	Georgia St.	72 63	
												299	A	Northwestern St.	65 67	
												306	A	Nicholls St.	54 73	
												324	A	Arkansas St.	56 71	
												324	H	Arkansas St.	59 51	
												337	A	Houston Baptist	77 65	
LAST 12 Division I GAMES:																
				258	A	Ga. Southern	65 76	283	H	Georgia St.	72 63					
				283	A	Georgia St.	35 87	258	H	Ga. Southern	44 65					
				324	H	Arkansas St.	59 51	191	A	Louisiana	57 67					
				48	H	Little Rock	47 92	48	A	Little Rock	34 78					
				77	A	UT Arlington	59 93	324	A	Arkansas St.	56 71					
				183	A	Texas St.	50 63	337	A	Houston Baptist	77 65					

Non-Div I Games: Centenary (LA) 83 39 LSU-Alexandria 73 61

La.-Monroe

■ Loss, 
 ■ Non-Conf, S Site, 
 ■ Home 
 ■ Away 
 N Neutral

Average RPI Win: <b>238</b>	WON-LOST	WINNING	LAST 10	STRENGTH OF	OPP. STRENGTH	TEAM	ADJ.	CONF.	ADJ CONF.
Average RPI Loss: <b>177</b>	RECORD	PCT. RANK	GAMES	SCHEDULE	OF SCHEDULE	RPI	RPI	RPI	RPI
DIV. I ONLY	2- 22	344	1- 9	167	249	316	316	23	23
DIV. I NON-CONF.	1- 11	330	0- 0	44	179	248	248	25	25
TOTALS	RPI 1-25	RPI 26-50	W-L RECORDS	RPI 51-100	RPI 101-150	RPI 150+			
2- 22	0- 1	0- 0	OVERALL	0- 3	0- 4	2- 14			
0- 9	0- 0	0- 0	HOME	0- 1	0- 1	0- 7			
2- 10	0- 1	0- 0	AWAY	0- 1	0- 3	2- 5			
0- 3	0- 0	0- 0	NEUTRAL	0- 1	0- 0	0- 2			
1- 11	0- 1	0- 0	NON-CONFERENCE	0- 3	0- 3	1- 4			
0- 3	0- 0	0- 0	HOME	0- 1	0- 1	0- 1			
1- 5	0- 1	0- 0	AWAY	0- 1	0- 2	1- 1			
0- 3	0- 0	0- 0	NEUTRAL	0- 1	0- 0	0- 2			
1- 11	0- 0	0- 0	CONFERENCE	0- 0	0- 1	1- 10			
0- 6	0- 0	0- 0	HOME	0- 0	0- 0	0- 6			
1- 5	0- 0	0- 0	AWAY	0- 0	0- 1	1- 4			
0- 0	0- 0	0- 0	NEUTRAL	0- 0	0- 0	0- 0			

RPI 1-25				RPI 26-50				RPI 51-100				RPI 101+ Team's RPI: 316			
RPI	S	Opponent	Score	RPI	S	Opponent	Score	RPI	S	Opponent	Score	RPI	S	Opponent	Score
13	A	Louisville	48 <b>92</b>					63	A	St. John's (NY)	46 <b>64</b>	109	A	Duquesne	52 <b>67</b>
								70	H	Drexel	39 <b>81</b>	114	A	Navy	41 <b>76</b>
								90	N	Chattanooga	43 <b>68</b>	119	H	Penn	47 <b>64</b>
												127	A	Rider	58 <b>76</b>
												156	N	Hampton	55 <b>58</b>
												162	A	La Salle	56 <b>49</b>
												168	A	Army West Point	73 <b>76</b>
												168	H	Army West Point	55 <b>63</b>
												172	A	Princeton	27 <b>65</b>
												189	H	American	52 <b>76</b>
												214	H	Robert Morris	51 <b>62</b>
												231	A	Colgate	69 <b>76</b>
												242	A	Loyola Maryland	47 <b>75</b>
												242	H	Loyola Maryland	55 <b>60</b>
												261	N	Bowling Green	42 <b>69</b>
												267	A	Boston U.	50 <b>68</b>
												267	H	Boston U.	58 <b>75</b>
												304	H	Lehigh	53 <b>56</b>
												313	A	Holy Cross	85 <b>70</b>
												313	H	Holy Cross	61 <b>67</b>
LAST 12 Division I GAMES:															
313	A	Holy Cross	85 <b>70</b>	114	A	Navy	41 <b>76</b>								
267	H	Boston U.	58 <b>75</b>	313	H	Holy Cross	61 <b>67</b>								
168	H	Army West Point	55 <b>63</b>	267	A	Boston U.	50 <b>68</b>								
242	A	Loyola Maryland	47 <b>75</b>	168	A	Army West Point	73 <b>76</b>								
304	H	Lehigh	53 <b>56</b>	242	H	Loyola Maryland	55 <b>60</b>								
189	H	American	52 <b>76</b>	231	A	Colgate	69 <b>76</b>								

Non-Div I Games:

Lafayette

■ Loss, 
 ■ Non-Conf, 
 S Site, 
 ■ Home 
 ■ Away 
 N Neutral

Average RPI Win:	269	WON-LOST	WINNING	LAST 10	STRENGTH OF	OPP. STRENGTH	TEAM	ADJ.	CONF.	ADJ CONF.
Average RPI Loss:	99	RECORD	PCT. RANK	GAMES	SCHEDULE	OF SCHEDULE	RPI	RPI	RPI	RPI
DIV. I ONLY	12- 5	70	8- 2	307	197	131	131	27	27	
DIV. I NON-CONF.	3- 3	165	0- 0	205	3	127	127	27	27	
TOTALS	RPI 1-25	RPI 26-50	W-L RECORDS	RPI 51-100	RPI 101-150	RPI 150+				
12- 5	0- 2	0- 1	OVERALL	0- 0	1- 1	11- 1				
8- 0	0- 0	0- 0	HOME	0- 0	0- 0	8- 0				
4- 5	0- 2	0- 1	AWAY	0- 0	1- 1	3- 1				
0- 0	0- 0	0- 0	NEUTRAL	0- 0	0- 0	0- 0				
3- 3	0- 2	0- 1	NON-CONFERENCE	0- 0	0- 0	3- 0				
2- 0	0- 0	0- 0	HOME	0- 0	0- 0	2- 0				
1- 3	0- 2	0- 1	AWAY	0- 0	0- 0	1- 0				
0- 0	0- 0	0- 0	NEUTRAL	0- 0	0- 0	0- 0				
9- 2	0- 0	0- 0	CONFERENCE	0- 0	1- 1	8- 1				
6- 0	0- 0	0- 0	HOME	0- 0	0- 0	6- 0				
3- 2	0- 0	0- 0	AWAY	0- 0	1- 1	2- 1				
0- 0	0- 0	0- 0	NEUTRAL	0- 0	0- 0	0- 0				

RPI 1-25				RPI 26-50				RPI 51-100				RPI 101+ Team's RPI: 131			
RPI	S	Opponent	Score	RPI	S	Opponent	Score	RPI	S	Opponent	Score	RPI	S	Opponent	Score
6	A	Oregon St.	56 88	37	A	Oregon	67 84					106	A	Central Ark.	70 56
22	A	Kansas St.	43 68									126	A	Abilene Christian	59 77
												195	A	New Orleans	66 55
												195	H	New Orleans	73 42
												244	A	Canisius	65 51
												265	H	McNeese	79 57
												295	H	A&M-Corpus Christi	65 49
												297	H	Northern Ariz.	75 60
												299	H	Northwestern St.	73 60
												306	A	Nicholls St.	67 78
												317	H	Loyola Chicago	76 50
												334	H	Incarinate Word	83 54
												336	H	Southeastern La.	86 68
												342	A	Sam Houston St.	70 44
LAST 12 Division I GAMES:															
265	H	McNeese	79 57	126	A	Abilene Christian	59 77								
195	A	New Orleans	66 55	334	H	Incarinate Word	83 54								
299	H	Northwestern St.	73 60	336	H	Southeastern La.	86 68								
295	H	A&M-Corpus Christi	65 49	195	H	New Orleans	73 42								
306	A	Nicholls St.	67 78	106	A	Central Ark.	70 56								
342	A	Sam Houston St.	70 44	317	H	Loyola Chicago	76 50								

Non-Div I Games: St. Thomas (TX) 95 49 Louisiana Col. 94 55 Howard Payne 93 56 Southwestern (TX) 87 41

Lamar University

Loss, Non-Conf, S Site, H Home A Away N Neutral

Average RPI Win: <b>291</b>	WON-LOST	WINNING	LAST 10	STRENGTH OF	OPP. STRENGTH	TEAM	ADJ.	CONF.	ADJ CONF.
Average RPI Loss: <b>170</b>	RECORD	PCT. RANK	GAMES	SCHEDULE	OF SCHEDULE	RPI	RPI	RPI	RPI
DIV. I ONLY	6- 16	289	2- 8	220	302	304	304	23	23
DIV. I NON-CONF.	4- 6	209	0- 0	215	326	260	260	25	25
TOTALS	RPI 1-25	RPI 26-50	W-L RECORDS	RPI 51-100	RPI 101-150	RPI 150+			
6- 16	0- 0	0- 1	OVERALL	0- 3	0- 3	6- 9			
4- 8	0- 0	0- 0	HOME	0- 1	0- 2	4- 5			
2- 8	0- 0	0- 1	AWAY	0- 2	0- 1	2- 4			
0- 0	0- 0	0- 0	NEUTRAL	0- 0	0- 0	0- 0			
4- 6	0- 0	0- 1	NON-CONFERENCE	0- 1	0- 2	4- 2			
3- 3	0- 0	0- 0	HOME	0- 0	0- 1	3- 2			
1- 3	0- 0	0- 1	AWAY	0- 1	0- 1	1- 0			
0- 0	0- 0	0- 0	NEUTRAL	0- 0	0- 0	0- 0			
2- 10	0- 0	0- 0	CONFERENCE	0- 2	0- 1	2- 7			
1- 5	0- 0	0- 0	HOME	0- 1	0- 1	1- 3			
1- 5	0- 0	0- 0	AWAY	0- 1	0- 0	1- 4			
0- 0	0- 0	0- 0	NEUTRAL	0- 0	0- 0	0- 0			

RPI S	Opponent	Score	RPI S	Opponent	Score	RPI S	Opponent	Score	RPI S	Opponent	Score	Team's RPI: 304
40	A California	63 96	65	A Bucknell	54 73	109	A Duquesne	49 63				
			65	H Bucknell	58 77	114	H Navy	64 66				
			66	A Villanova	37 59	127	H Rider	68 75				
						168	H Army West Point	71 75				
						189	A American	51 68				
						189	H American	58 70				
						207	H Sacred Heart	68 62				
						226	H Monmouth	62 73				
						242	A Loyola Maryland	58 62				
						242	H Loyola Maryland	86 69				
						267	A Boston U.	50 64				
						267	H Boston U.	64 69				
						269	H Norfolk St.	57 81				
						313	A Holy Cross	47 65				
						315	H NJIT	84 52				
						316	A Lafayette	56 53				
						319	A Mt. St. Mary's	74 57				
						345	H Delaware St.	91 80				
LAST 12 Division I GAMES:												
65	A Bucknell	54 73	313	A Holy Cross	47 65							
189	H American	58 70	65	H Bucknell	58 77							
242	H Loyola Maryland	86 69	189	A American	51 68							
267	A Boston U.	50 64	242	A Loyola Maryland	58 62							
316	A Lafayette	56 53	267	H Boston U.	64 69							
114	H Navy	64 66	168	H Army West Point	71 75							

Non-Div I Games: East Stroudsburg 78 72

Lehigh

■ Loss, 
 ■ Non-Conf, 
 ■ S Site, 
 ■ H Home 
 ■ A Away 
 N Neutral

# Liberty

Through Games Of Feb. 8, 2017

Average RPI Win: <b>260</b>	WON-LOST	WINNING	LAST 10	STRENGTH OF	OPP. STRENGTH	TEAM	ADJ.	CONF.	ADJ CONF.
Average RPI Loss: <b>163</b>	RECORD	PCT. RANK	GAMES	SCHEDULE	OF SCHEDULE	RPI	RPI	RPI	RPI
DIV. I ONLY	8- 13	236	7- 3	172	313	240	240	28	28
DIV. I NON-CONF.	0- 10	335	0- 1	80	206	306	306	28	28
TOTALS	RPI 1-25	RPI 26-50	W-L RECORDS	RPI 51-100	RPI 101-150	RPI 150+			
8- 13	0- 1	0- 1	OVERALL	0- 1	1- 4	7- 6			
6- 3	0- 1	0- 1	HOME	0- 0	1- 0	5- 1			
2- 6	0- 0	0- 0	AWAY	0- 0	0- 3	2- 3			
0- 4	0- 0	0- 0	NEUTRAL	0- 1	0- 1	0- 2			
0- 10	0- 1	0- 1	NON-CONFERENCE	0- 1	0- 3	0- 4			
0- 3	0- 1	0- 1	HOME	0- 0	0- 0	0- 1			
0- 3	0- 0	0- 0	AWAY	0- 0	0- 2	0- 1			
0- 4	0- 0	0- 0	NEUTRAL	0- 1	0- 1	0- 2			
8- 3	0- 0	0- 0	CONFERENCE	0- 0	1- 1	7- 2			
6- 0	0- 0	0- 0	HOME	0- 0	1- 0	5- 0			
2- 3	0- 0	0- 0	AWAY	0- 0	0- 1	2- 2			
0- 0	0- 0	0- 0	NEUTRAL	0- 0	0- 0	0- 0			

RPI S	Opponent	Score	RPI S	Opponent	Score	RPI S	Opponent	Score	RPI S	Opponent	Score	Team's RPI: 240
10	H Duke	38 98	42	H James Madison	48 62	57	N Dayton	53 82	106	N Central Ark.	41 61	
									114	A Navy	66 67	
									139	A Radford	68 76	
									139	H Radford	49 48	
									150	A UTSA	64 80	
									185	H Appalachian St.	57 66	
									220	A Campbell	58 52	
									222	H Presbyterian	68 60	
									230	N UMBC	51 62	
									233	N Richmond	54 63	
									237	A UNC Asheville	54 64	
									251	A Charleston So.	81 72	
									290	H High Point	81 74	
									292	A Gardner-Webb	82 84	
									292	H Gardner-Webb	66 63	
									320	A Valparaiso	68 70	
									327	H Winthrop	80 51	
									335	H Longwood	92 47	
LAST 12 Division I GAMES:												
139	H Radford	49 48	335	H Longwood	92 47							
292	H Gardner-Webb	66 63	292	A Gardner-Webb	82 84							
220	A Campbell	58 52	222	H Presbyterian	68 60							
327	H Winthrop	80 51	290	H High Point	81 74							
139	A Radford	68 76	251	A Charleston So.	81 72							
237	A UNC Asheville	54 64	230	N UMBC	51 62							

Non-Div I Games: West Liberty 64 38

Liberty

Loss, Non-Conf, S Site, H Home A Away N Neutral



Average RPI Win: <b>248</b>	WON-LOST	WINNING	LAST 10	STRENGTH OF	OPP. STRENGTH	TEAM	ADJ.	CONF.	ADJ CONF.
Average RPI Loss: <b>192</b>	RECORD	PCT. RANK	GAMES	SCHEDULE	OF SCHEDULE	RPI	RPI	RPI	RPI
DIV. I ONLY	4- 19	320	2- 8	147	322	303	303	24	24
DIV. I NON-CONF.	2- 12	310	1- 2	68	337	266	266	23	23
TOTALS	RPI 1-25	RPI 26-50	W-L RECORDS	RPI 51-100	RPI 101-150	RPI 150+			
4- 19	0- 0	0- 0	OVERALL	0- 5	1- 3	3- 11			
2- 8	0- 0	0- 0	HOME	0- 1	0- 2	2- 5			
2- 11	0- 0	0- 0	AWAY	0- 1	1- 0	1- 1			
0- 0	0- 0	0- 0	NEUTRAL	0- 0	0- 0	0- 0			
2- 12	0- 0	0- 0	NON-CONFERENCE	0- 3	1- 2	1- 7			
1- 4	0- 0	0- 0	HOME	0- 0	0- 1	1- 3			
1- 8	0- 0	0- 0	AWAY	0- 3	1- 1	0- 4			
0- 0	0- 0	0- 0	NEUTRAL	0- 0	0- 0	0- 0			
2- 7	0- 0	0- 0	CONFERENCE	0- 2	0- 1	2- 4			
1- 4	0- 0	0- 0	HOME	0- 1	0- 1	1- 2			
1- 3	0- 0	0- 0	AWAY	0- 1	0- 0	1- 2			
0- 0	0- 0	0- 0	NEUTRAL	0- 0	0- 0	0- 0			

RPI 1-25				RPI 26-50				RPI 51-100				RPI 101+				Team's RPI: 303	
RPI	S	Opponent	Score	RPI	S	Opponent	Score	RPI	S	Opponent	Score	RPI	S	Opponent	Score		
								79	A	Belmont	62	100	114	H	Saint Louis	38	83
								82	A	Western Ky.	35	87	117	H	Stetson	66	91
								83	A	Jacksonville	60	84	118	A	Alabama	35	82
								93	H	FGCU	63	90	137	A	Ball St.	78	74
								98	A	Ole Miss	49	76	172	H	Princeton	43	71
													188	A	Morehead St.	53	73
													242	A	Loyola Maryland	30	74
													245	A	Murray St.	59	79
													251	H	Charleston So.	52	67
													262	H	Tennessee St.	71	77
													263	H	Tennessee Tech	71	69
													275	A	North Florida	60	58
													280	A	Southeast Mo. St.	63	79
													282	H	Kennesaw St.	55	70
													315	A	NJIT	68	76
													315	H	NJIT	53	76
													318	A	USC Upstate	75	89
													318	H	USC Upstate	84	77
LAST 12 Division I GAMES:																	
318	A	USC Upstate	75	89	117	H	Stetson	66	91								
315	H	NJIT	53	76	93	H	FGCU	63	90								
318	H	USC Upstate	84	77	282	H	Kennesaw St.	55	70								
315	A	NJIT	68	76	172	H	Princeton	43	71								
83	A	Jacksonville	60	84	114	H	Saint Louis	38	83								
275	A	North Florida	60	58	263	H	Tennessee Tech	71	69								

Non-Div I Games: Anderson (SC) 66 59

Lipscomb

Loss, Non-Conf, S Site, H Home A Away N Neutral

Little Rock

Through Games Of Feb. 8, 2017

Average RPI Win:	204	WON-LOST	WINNING	LAST 10	STRENGTH OF	OPP. STRENGTH	TEAM	ADJ.	CONF.	ADJ CONF.
Average RPI Loss:	36	RECORD	PCT. RANK	GAMES	SCHEDULE	OF SCHEDULE	RPI	RPI	RPI	RPI
DIV. I ONLY	17- 6	41	2- 1	107	116	48	48	21	21	
DIV. I NON-CONF.	6- 6	165	0- 1	16	8	53	53	19	19	
TOTALS	RPI 1-25	RPI 26-50	W-L RECORDS	RPI 51-100	RPI 101-150	RPI 150+				
17- 6	0- 3	0- 2	OVERALL	0- 0	4- 1	13- 0				
10- 2	0- 2	0- 0	HOME	0- 0	3- 0	7- 0				
7- 4	0- 1	0- 2	AWAY	0- 0	1- 1	6- 0				
0- 0	0- 0	0- 0	NEUTRAL	0- 0	0- 0	0- 0				
6- 6	0- 3	0- 2	NON-CONFERENCE	0- 0	3- 1	3- 0				
3- 2	0- 2	0- 0	HOME	0- 0	2- 0	1- 0				
3- 4	0- 1	0- 2	AWAY	0- 0	1- 1	2- 0				
0- 0	0- 0	0- 0	NEUTRAL	0- 0	0- 0	0- 0				
11- 0	0- 0	0- 0	CONFERENCE	0- 0	1- 0	10- 0				
7- 0	0- 0	0- 0	HOME	0- 0	1- 0	6- 0				
4- 0	0- 0	0- 0	AWAY	0- 0	0- 0	4- 0				
0- 0	0- 0	0- 0	NEUTRAL	0- 0	0- 0	0- 0				

RPI 1-25				RPI 26-50				Team's RPI: 48				RPI 51-100				RPI 101+			
RPI	S	Opponent	Score	RPI	S	Opponent	Score	RPI	S	Opponent	Score	RPI	S	Opponent	Score	RPI	S	Opponent	Score
4	H	Mississippi St.	44 58	26	A	LSU	49 69					104	H	Troy	77 74				
16	A	Oklahoma	58 68	33	A	Green Bay	31 57					114	H	Saint Louis	56 43				
19	H	Texas A&M	37 55									120	A	Fordham	43 65				
												130	A	Tulsa	63 58				
												134	H	Oral Roberts	56 50				
												153	A	Missouri St.	58 47				
												165	A	Memphis	54 44				
												185	A	Appalachian St.	77 69				
												185	H	Appalachian St.	67 55				
												191	A	Louisiana	82 64				
												191	H	Louisiana	64 60				
												201	H	North Texas	55 44				
												239	A	Coastal Caro.	74 66				
												239	H	Coastal Caro.	79 47				
												248	H	South Ala.	71 54				
												324	H	Arkansas St.	73 59				
												332	A	La.-Monroe	92 47				
												332	H	La.-Monroe	78 34				
LAST 12 Division I GAMES:																			
120	A	Fordham	43 65	104	H	Troy	77 74												
239	H	Coastal Caro.	79 47	324	H	Arkansas St.	73 59												
185	H	Appalachian St.	67 55	185	A	Appalachian St.	77 69												
191	A	Louisiana	82 64	239	A	Coastal Caro.	74 66												
332	A	La.-Monroe	92 47	332	H	La.-Monroe	78 34												
248	H	South Ala.	71 54	191	H	Louisiana	64 60												

Non-Div I Games:

Little Rock

Loss, Non-Conf, S Site, H Home A Away N Neutral

Average RPI Win: 211		WON-LOST		WINNING		LAST 10		STRENGTH OF		OPP. STRENGTH		TEAM		ADJ.		CONF.		ADJ CONF.	
Average RPI Loss: 108		RECORD		PCT. RANK		GAMES		SCHEDULE		OF SCHEDULE		RPI		RPI		RPI		RPI	
DIV. I ONLY		15- 8		91		8- 2		165		152		102		102		25		25	
DIV. I NON-CONF.		8- 6		141		1- 2		124		84		102		102		24		24	
TOTALS		RPI 1-25		RPI 26-50		W-L RECORDS		RPI 51-100		RPI 101-150		RPI 150+							
15- 8		0- 1		1- 1		OVERALL		2- 3		1- 1		11- 2							
7- 1		0- 1		0- 0		HOME		1- 0		1- 0		5- 0							
6- 4		0- 0		0- 0		AWAY		1- 1		0- 1		5- 2							
2- 3		0- 0		1- 1		NEUTRAL		0- 2		0- 0		1- 0							
8- 6		0- 1		1- 1		NON-CONFERENCE		0- 3		1- 1		6- 0							
3- 1		0- 1		0- 0		HOME		0- 0		1- 0		2- 0							
3- 2		0- 0		0- 0		AWAY		0- 1		0- 1		3- 0							
2- 3		0- 0		1- 1		NEUTRAL		0- 2		0- 0		1- 0							
7- 2		0- 0		0- 0		CONFERENCE		2- 0		0- 0		5- 2							
4- 0		0- 0		0- 0		HOME		1- 0		0- 0		3- 0							
3- 2		0- 0		0- 0		AWAY		1- 0		0- 0		2- 2							
0- 0		0- 0		0- 0		NEUTRAL		0- 0		0- 0		0- 0							

RPI 1-25				RPI 26-50				RPI 51-100				RPI 101+				Team's RPI: 102	
RPI	S	Opponent	Score	RPI	S	Opponent	Score	RPI	S	Opponent	Score	RPI	S	Opponent	Score		
10	H	Duke	46 83	27	N	South Fla.	73 68	68	N	Oklahoma St.	57 63	144	H	Columbia	73 60		
				49	N	Quinnipiac	60 63	74	A	Southern California	74 82	145	A	San Francisco	71 73		
								75	N	Florida	53 83	157	H	UC Riverside	55 51		
								100	A	UC Davis	64 51	170	H	Houston	65 55		
								100	H	UC Davis	64 62	198	A	CSUN	56 63		
												208	H	Pacific	66 58		
												209	A	Loyola Marymount	81 78		
												243	A	UC Santa Barbara	60 65		
												249	H	Hawaii	68 57		
												267	N	Boston U.	61 48		
												270	H	Cal Poly	83 80		
												285	A	Nevada	97 93		
												308	A	Pepperdine	44 41		
												326	A	UC Irvine	68 63		
												338	A	Cal St. Fullerton	65 48		
LAST 12 Division I GAMES:																	
				326	A	UC Irvine	68 63	270	H	Cal Poly	83 80						
				198	A	CSUN	56 63	100	A	UC Davis	64 51						
				157	H	UC Riverside	55 51	249	H	Hawaii	68 57						
				338	A	Cal St. Fullerton	65 48	144	H	Columbia	73 60						
				100	H	UC Davis	64 62	49	N	Quinnipiac	60 63						
				243	A	UC Santa Barbara	60 65	68	N	Oklahoma St.	57 63						

Non-Div I Games:	Biola	76	48
------------------	-------	----	----

Long Beach St.

Loss, Non-Conf, S Site, H Home A Away N Neutral

Average RPI Win:	343	WON-LOST	WINNING	LAST 10	STRENGTH OF	OPP. STRENGTH	TEAM	ADJ.	CONF.	ADJ CONF.
Average RPI Loss:	211	RECORD	PCT. RANK	GAMES	SCHEDULE	OF SCHEDULE	RPI	RPI	RPI	RPI
DIV. I ONLY	2- 18	336	0- 10	269	339	335	335	28	28	
DIV. I NON-CONF.	2- 7	284	0- 0	199	335	284	284	28	28	
TOTALS	RPI 1-25	RPI 26-50	W-L RECORDS	RPI 51-100	RPI 101-150	RPI 150+				
2- 18	0- 1	0- 1	OVERALL	0- 2	0- 1	2- 13				
1- 6	0- 0	0- 0	HOME	0- 0	0- 0	1- 6				
1- 12	0- 0	0- 0	AWAY	0- 1	0- 1	1- 2				
0- 0	0- 0	0- 0	NEUTRAL	0- 0	0- 0	0- 0				
2- 7	0- 1	0- 1	NON-CONFERENCE	0- 2	0- 0	2- 3				
1- 1	0- 0	0- 0	HOME	0- 0	0- 0	1- 1				
1- 6	0- 1	0- 1	AWAY	0- 2	0- 0	1- 2				
0- 0	0- 0	0- 0	NEUTRAL	0- 0	0- 0	0- 0				
0- 11	0- 0	0- 0	CONFERENCE	0- 0	0- 1	0- 10				
0- 5	0- 0	0- 0	HOME	0- 0	0- 0	0- 5				
0- 6	0- 0	0- 0	AWAY	0- 0	0- 1	0- 5				
0- 0	0- 0	0- 0	NEUTRAL	0- 0	0- 0	0- 0				

RPI 1-25				RPI 26-50				RPI 51-100				RPI 101+ Team's RPI: 335			
RPI	S	Opponent	Score	RPI	S	Opponent	Score	RPI	S	Opponent	Score	RPI	S	Opponent	Score
10	A	Duke	48 105	43	A	Marquette	37 87	59	A	West Virginia	40 107	139	A	Radford	55 73
								87	A	Charlotte	41 66	220	A	Campbell	50 74
												220	H	Campbell	54 66
												222	A	Presbyterian	55 65
												237	H	UNC Asheville	53 80
												240	A	Liberty	47 92
												246	A	Marshall	50 70
												251	H	Charleston So.	47 62
												269	H	Norfolk St.	56 85
												290	H	High Point	49 80
												292	A	Gardner-Webb	55 89
												292	H	Gardner-Webb	43 77
												327	A	Winthrop	72 78
												340	A	UMass Lowell	72 59
												345	H	Delaware St.	88 77
												346	A	Fairleigh Dickinson	59 75
LAST 12 Division I GAMES:															
292	A	Gardner-Webb	55 89	240	A	Liberty	47 92								
220	A	Campbell	50 74	139	A	Radford	55 73								
290	H	High Point	49 80	292	H	Gardner-Webb	43 77								
251	H	Charleston So.	47 62	237	H	UNC Asheville	53 80								
327	A	Winthrop	72 78	222	A	Presbyterian	55 65								
220	H	Campbell	54 66	345	H	Delaware St.	88 77								

Non-Div I Games: West Va. Tech 58 76 Milligan 71 47

Longwood

Loss, Non-Conf, S Site, H Home A Away N Neutral

Average RPI Win:	285	WON-LOST	WINNING	LAST 10	STRENGTH OF	OPP. STRENGTH	TEAM	ADJ.	CONF.	ADJ CONF.
Average RPI Loss:	113	RECORD	PCT. RANK	GAMES	SCHEDULE	OF SCHEDULE	RPI	RPI	RPI	RPI
DIV. I ONLY	10- 8	147	6- 4	250	223	191	191	21	21	
DIV. I NON-CONF.	4- 3	141	1- 0	249	119	177	177	19	19	
TOTALS	RPI 1-25	RPI 26-50	W-L RECORDS	RPI 51-100	RPI 101-150	RPI 150+				
10- 8	0- 1	0- 2	OVERALL	0- 1	0- 1	10- 3				
6- 2	0- 0	0- 1	HOME	0- 0	0- 0	6- 1				
3- 5	0- 0	0- 1	AWAY	0- 0	0- 1	3- 0				
1- 1	0- 1	0- 0	NEUTRAL	0- 0	0- 0	1- 0				
4- 3	0- 1	0- 0	NON-CONFERENCE	0- 0	0- 1	4- 1				
2- 1	0- 0	0- 0	HOME	0- 0	0- 0	2- 1				
1- 1	0- 0	0- 0	AWAY	0- 0	0- 1	1- 0				
1- 1	0- 1	0- 0	NEUTRAL	0- 0	0- 0	1- 0				
6- 5	0- 0	0- 2	CONFERENCE	0- 1	0- 0	6- 2				
4- 1	0- 0	0- 1	HOME	0- 0	0- 0	4- 0				
2- 4	0- 0	0- 1	AWAY	0- 1	0- 0	2- 2				
0- 0	0- 0	0- 0	NEUTRAL	0- 0	0- 0	0- 0				

RPI 1-25				RPI 26-50				RPI 51-100				RPI 101+ Team's RPI: 191			
RPI	S	Opponent	Score	RPI	S	Opponent	Score	RPI	S	Opponent	Score	RPI	S	Opponent	Score
2	N	Notre Dame	51 91	48	A	Little Rock	60 64	77	A	UT Arlington	66 79	121	A	Southern Miss.	49 71
				48	H	Little Rock	64 82					160	H	Louisiana Tech	80 72
												170	H	Houston	64 69
												183	A	Texas St.	40 62
												258	A	Ga. Southern	60 63
												258	H	Ga. Southern	79 52
												265	A	McNeese	77 70
												280	N	Southeast Mo. St.	82 78
												283	A	Georgia St.	70 64
												283	H	Georgia St.	72 65
												324	A	Arkansas St.	80 72
												324	H	Arkansas St.	72 60
												332	H	La.-Monroe	67 57
												336	H	Southeastern La.	86 77
LAST 12 Division I GAMES:															
				283	A	Georgia St.	70 64					258	H	Ga. Southern	79 52
				258	A	Ga. Southern	60 63					283	H	Georgia St.	72 65
				48	H	Little Rock	64 82					332	H	La.-Monroe	67 57
				324	H	Arkansas St.	72 60					324	A	Arkansas St.	80 72
				183	A	Texas St.	40 62					48	A	Little Rock	60 64
				77	A	UT Arlington	66 79					160	H	Louisiana Tech	80 72

Non-Div I Games: Xavier (LA) 74 55 Southern-N.O. 87 57

Louisiana

Loss, Non-Conf, S Site, H Home A Away N Neutral

Average RPI Win:	217	WON-LOST	WINNING	LAST 10	STRENGTH OF	OPP. STRENGTH	TEAM	ADJ.	CONF.	ADJ CONF.
Average RPI Loss:	125	RECORD	PCT. RANK	GAMES	SCHEDULE	OF SCHEDULE	RPI	RPI	RPI	RPI
DIV. I ONLY	10- 11	194	5- 5	124	165	160	160	14	14	
DIV. I NON-CONF.	4- 6	209	0- 1	184	204	209	209	16	16	
TOTALS	RPI 1-25	RPI 26-50	W-L RECORDS	RPI 51-100	RPI 101-150	RPI 150+				
10- 11	0- 0	0- 2	OVERALL	1- 2	1- 4	8- 3				
5- 5	0- 0	0- 2	HOME	1- 1	1- 2	3- 0				
5- 6	0- 0	0- 0	AWAY	0- 1	0- 2	5- 3				
0- 0	0- 0	0- 0	NEUTRAL	0- 0	0- 0	0- 0				
4- 6	0- 0	0- 2	NON-CONFERENCE	0- 0	0- 2	4- 2				
2- 3	0- 0	0- 2	HOME	0- 0	0- 1	2- 0				
2- 3	0- 0	0- 0	AWAY	0- 0	0- 1	2- 2				
0- 0	0- 0	0- 0	NEUTRAL	0- 0	0- 0	0- 0				
6- 5	0- 0	0- 0	CONFERENCE	1- 2	1- 2	4- 1				
3- 2	0- 0	0- 0	HOME	1- 1	1- 1	1- 0				
3- 3	0- 0	0- 0	AWAY	0- 1	0- 1	3- 1				
0- 0	0- 0	0- 0	NEUTRAL	0- 0	0- 0	0- 0				

RPI S	Opponent	Score	RPI S	Opponent	Score	RPI S	Opponent	Score	RPI S	Opponent	Score	Team's RPI: 160
26	H LSU	73 77	28	H Auburn	66 76	82	A Western Ky.	58 67	107	H SFA	58 60	
						87	H Charlotte	80 54	113	A Clemson	67 78	
						89	H Middle Tenn.	65 79	121	H Southern Miss.	72 61	
									132	H Old Dominion	64 69	
									150	A UTSA	61 63	
									165	A Memphis	54 56	
									176	A Rice	70 67	
									191	A Louisiana	72 80	
									201	A North Texas	72 65	
									204	H UAB	64 63	
									229	H Grambling	69 55	
									246	A Marshall	72 54	
									265	A McNeese	66 56	
									289	A UTEP	62 69	
									306	H Nicholls St.	68 52	
									332	A La.-Monroe	73 53	
LAST 12 Division I GAMES:												
246	A Marshall	72 54	132	H Old Dominion	64 69							
82	A Western Ky.	58 67	87	H Charlotte	80 54							
89	H Middle Tenn.	65 79	150	A UTSA	61 63							
204	H UAB	64 63	289	A UTEP	62 69							
201	A North Texas	72 65	121	H Southern Miss.	72 61							
176	A Rice	70 67	191	A Louisiana	72 80							

Non-Div I Games: LSU-Alexandria 103 63

Louisiana Tech

■ Loss, 
 ■ Non-Conf, S Site, 
 ■ Home 
 ■ Away 
 N Neutral

## Louisville

Through Games Of Feb. 8, 2017

2015-2016				through games of Feb. 6, 2017						
Average RPI Win:	119	WON-LOST	WINNING	LAST 10	STRENGTH OF	OPP. STRENGTH	TEAM	ADJ.	CONF.	ADJ CONF.
Average RPI Loss:	12	RECORD	PCT. RANK	GAMES	SCHEDULE	OF SCHEDULE	RPI	RPI	RPI	RPI
DIV. I ONLY	20- 6	34	7- 3	6	21	13	13	3	3	
DIV. I NON-CONF.	13- 2	22	1- 0	31	35	12	12	4	4	
-----										
TOTALS	RPI 1-25	RPI 26-50		W-L RECORDS		RPI 51-100	RPI 101-150	RPI 150+		
20- 6	2- 5	4- 1		OVERALL		5- 0	4- 0	5- 0		
13- 2	2- 1	3- 1		HOME		3- 0	1- 0	4- 0		
7- 3	0- 3	1- 0		AWAY		2- 0	3- 0	1- 0		
0- 1	0- 1	0- 0		NEUTRAL		0- 0	0- 0	0- 0		
13- 2	1- 2	2- 0		NON-CONFERENCE		4- 0	1- 0	5- 0		
9- 1	1- 1	1- 0		HOME		3- 0	0- 0	4- 0		
4- 0	0- 0	1- 0		AWAY		1- 0	1- 0	1- 0		
0- 1	0- 1	0- 0		NEUTRAL		0- 0	0- 0	0- 0		
7- 4	1- 3	2- 1		CONFERENCE		1- 0	3- 0	0- 0		
4- 1	1- 0	2- 1		HOME		0- 0	1- 0	0- 0		
3- 3	0- 3	0- 0		AWAY		1- 0	2- 0	0- 0		
0- 0	0- 0	0- 0		NEUTRAL		0- 0	0- 0	0- 0		

RPI	S	Opponent	Score	RPI	S	Opponent	Score	RPI	S	Opponent	Score	RPI	S	Opponent	Score
2	A	Notre Dame	66 85	27	A	South Fla.	66 52	69	A	Virginia	86 81	108	A	Vanderbilt	78 66
3	N	South Carolina	59 83	34	H	Syracuse	91 76	79	H	Belmont	73 50	113	A	Clemson	60 46
5	A	Florida St.	65 72	36	H	North Carolina St.	70 72	82	H	Western Ky.	68 61	141	A	Pittsburgh	63 48
10	A	Duke	55 58	38	H	South Dakota St.	83 30	89	A	Middle Tenn.	91 72	141	H	Pittsburgh	73 52
17	H	Kentucky	69 67	41	H	Georgia Tech	91 51	90	H	Chattanooga	63 47	177	H	Col. of Charleston	86 58
18	H	Maryland	72 78									261	H	Bowling Green	83 58
20	H	Miami (FL)	63 59									266	A	UT Martin	100 57
												272	H	Evansville	89 47
												316	H	Lafayette	92 48
LAST 12 Division I GAMES:															
2	A	Notre Dame	66 85	20	H	Miami (FL)	63 59								
36	H	North Carolina St.	70 72	5	A	Florida St.	65 72								
141	A	Pittsburgh	63 48	141	H	Pittsburgh	73 52								
113	A	Clemson	60 46	69	A	Virginia	86 81								
27	A	South Fla.	66 52	10	A	Duke	55 58								
41	H	Georgia Tech	91 51	34	H	Syracuse	91 76								

Non-Div I Games:

Louisville

■ Loss, 
 ■ Non-Conf, S Site, 
 ■ Home 
 ■ Away 
 N Neutral

Average RPI Win:	325	WON-LOST	WINNING	LAST 10	STRENGTH OF	OPP. STRENGTH	TEAM	ADJ.	CONF.	ADJ CONF.
Average RPI Loss:	144	RECORD	PCT. RANK	GAMES	SCHEDULE	OF SCHEDULE	RPI	RPI	RPI	RPI
DIV. I ONLY	2- 20	341	1- 9	126	185	317	317	16	16	
DIV. I NON-CONF.	1- 10	325	0- 1	34	155	256	256	14	14	
TOTALS	RPI 1-25	RPI 26-50	W-L RECORDS	RPI 51-100	RPI 101-150	RPI 150+				
2- 20	0- 2	0- 1	OVERALL	0- 3	0- 4	2- 10				
2- 7	0- 1	0- 0	HOME	0- 1	0- 0	2- 5				
0- 11	0- 1	0- 1	AWAY	0- 2	0- 2	0- 5				
0- 2	0- 0	0- 0	NEUTRAL	0- 0	0- 2	0- 0				
1- 10	0- 2	0- 0	NON-CONFERENCE	0- 2	0- 4	1- 2				
1- 3	0- 1	0- 0	HOME	0- 1	0- 0	1- 1				
0- 5	0- 1	0- 0	AWAY	0- 1	0- 2	0- 1				
0- 2	0- 0	0- 0	NEUTRAL	0- 0	0- 2	0- 0				
1- 10	0- 0	0- 1	CONFERENCE	0- 1	0- 0	1- 8				
1- 4	0- 0	0- 0	HOME	0- 0	0- 0	1- 4				
0- 6	0- 0	0- 1	AWAY	0- 1	0- 0	0- 4				
0- 0	0- 0	0- 0	NEUTRAL	0- 0	0- 0	0- 0				

RPI 1-25				RPI 26-50				RPI 51-100				RPI 101+				Team's RPI: 317	
RPI	S	Opponent	Score	RPI	S	Opponent	Score	RPI	S	Opponent	Score	RPI	S	Opponent	Score		
15	H	DePaul	46 107	32	A	Drake	46 89	56	A	UNI	30 68	104	N	Troy	67 91		
20	A	Miami (FL)	43 81					64	A	Central Mich.	57 95	113	N	Clemson	40 61		
								88	H	Northern Ill.	70 90	131	A	Lamar University	50 76		
												141	A	Pittsburgh	35 59		
												153	H	Missouri St.	32 60		
												173	H	Milwaukee	46 73		
												174	A	Western Mich.	53 65		
												179	A	Southern Ill.	57 73		
												196	H	Wichita St.	64 83		
												199	H	Indiana St.	38 48		
												228	A	Bradley	45 72		
												228	H	Bradley	53 60		
												272	A	Evansville	36 67		
												321	A	Illinois St.	51 63		
												321	H	Illinois St.	64 61		
												329	H	Chicago St.	59 54		
LAST 12 Division I GAMES:																	
				321	A	Illinois St.	51 63	199	H	Indiana St.	38 48						
				228	A	Bradley	45 72	228	H	Bradley	53 60						
				196	H	Wichita St.	64 83	321	H	Illinois St.	64 61						
				153	H	Missouri St.	32 60	272	A	Evansville	36 67						
				56	A	UNI	30 68	179	A	Southern Ill.	57 73						
				32	A	Drake	46 89	131	A	Lamar University	50 76						

Non-Div I Games:

Loyola Chicago

Loss, Non-Conf, S Site, H Home A Away N Neutral



Average RPI Win:	279	WON-LOST	WINNING	LAST 10	STRENGTH OF	OPP. STRENGTH	TEAM	ADJ.	CONF.	ADJ CONF.
Average RPI Loss:	140	RECORD	PCT. RANK	GAMES	SCHEDULE	OF SCHEDULE	RPI	RPI	RPI	RPI
DIV. I ONLY	9- 14	228	4- 6	192	259	242	242	23	23	
DIV. I NON-CONF.	4- 7	224	0- 0	147	218	221	221	25	25	
TOTALS	RPI 1-25	RPI 26-50	W-L RECORDS	RPI 51-100	RPI 101-150	RPI 150+				
9- 14	0- 1	0- 0	OVERALL	0- 3	0- 5	9- 5				
7- 6	0- 1	0- 0	HOME	0- 1	0- 3	7- 1				
2- 8	0- 0	0- 0	AWAY	0- 2	0- 2	2- 4				
0- 0	0- 0	0- 0	NEUTRAL	0- 0	0- 0	0- 0				
4- 7	0- 1	0- 0	NON-CONFERENCE	0- 2	0- 3	4- 1				
3- 3	0- 1	0- 0	HOME	0- 0	0- 2	3- 0				
1- 4	0- 0	0- 0	AWAY	0- 2	0- 1	1- 1				
0- 0	0- 0	0- 0	NEUTRAL	0- 0	0- 0	0- 0				
5- 7	0- 0	0- 0	CONFERENCE	0- 1	0- 2	5- 4				
4- 3	0- 0	0- 0	HOME	0- 1	0- 1	4- 1				
1- 4	0- 0	0- 0	AWAY	0- 0	0- 1	1- 3				
0- 0	0- 0	0- 0	NEUTRAL	0- 0	0- 0	0- 0				

RPI 1-25				RPI 26-50				RPI 51-100				RPI 101+ Team's RPI: 242			
RPI	S	Opponent	Score	RPI	S	Opponent	Score	RPI	S	Opponent	Score	RPI	S	Opponent	Score
18	H	Maryland	60 79					55	A	George Washington	64 74	114	A	Navy	51 77
								65	H	Bucknell	66 72	114	H	Navy	43 55
								91	A	Cornell	50 58	116	H	Delaware	45 47
												141	A	Pittsburgh	44 74
												144	H	Columbia	53 65
												168	A	Army West Point	48 67
												168	H	Army West Point	71 62
												178	A	Fairfield	57 58
												189	H	American	45 60
												230	A	UMBC	70 65
												231	H	Colgate	87 77
												267	A	Boston U.	58 61
												303	H	Lipscomb	74 30
												304	A	Lehigh	69 86
												304	H	Lehigh	62 58
												316	A	Lafayette	60 55
												316	H	Lafayette	75 47
												319	H	Mt. St. Mary's	58 53
												322	H	St. Francis Brooklyn	69 60
LAST 12 Division I GAMES:															
114	H	Navy	43 55	267	A	Boston U.	58 61								
168	A	Army West Point	48 67	114	A	Navy	51 77								
304	A	Lehigh	69 86	168	H	Army West Point	71 62								
316	H	Lafayette	75 47	304	H	Lehigh	62 58								
231	H	Colgate	87 77	316	A	Lafayette	60 55								
65	H	Bucknell	66 72	189	H	American	45 60								

Non-Div I Games:

Loyola Maryland

■ Loss, 
 ■ Non-Conf, S Site, 
 ■ Home 
 ■ Away 
 N Neutral

Average RPI Win:	240	WON-LOST	WINNING	LAST 10	STRENGTH OF	OPP. STRENGTH	TEAM	ADJ.	CONF.	ADJ CONF.
Average RPI Loss:	116	RECORD	PCT. RANK	GAMES	SCHEDULE	OF SCHEDULE	RPI	RPI	RPI	RPI
DIV. I ONLY	11- 12	183	6- 4	218	157	209	209	15	15	
DIV. I NON-CONF.	5- 6	186	0- 0	232	214	212	212	13	13	
TOTALS	RPI 1-25	RPI 26-50	W-L RECORDS	RPI 51-100	RPI 101-150	RPI 150+				
11- 12	0- 0	0- 0	OVERALL	1- 5	0- 4	10- 3				
7- 6	0- 0	0- 0	HOME	1- 2	0- 3	6- 1				
4- 6	0- 0	0- 0	AWAY	0- 1	0- 0	4- 1				
0- 0	0- 0	0- 0	NEUTRAL	0- 0	0- 0	0- 0				
5- 6	0- 0	0- 0	NON-CONFERENCE	0- 3	0- 2	5- 1				
2- 4	0- 0	0- 0	HOME	0- 1	0- 2	2- 1				
3- 2	0- 0	0- 0	AWAY	0- 2	0- 0	3- 0				
0- 0	0- 0	0- 0	NEUTRAL	0- 0	0- 0	0- 0				
6- 6	0- 0	0- 0	CONFERENCE	1- 2	0- 2	5- 2				
5- 2	0- 0	0- 0	HOME	1- 1	0- 1	4- 0				
1- 4	0- 0	0- 0	AWAY	0- 1	0- 1	1- 2				
0- 0	0- 0	0- 0	NEUTRAL	0- 0	0- 0	0- 0				

RPI 1-25				RPI 26-50				RPI 51-100				RPI 101+ Team's RPI: 209			
RPI	S	Opponent	Score	RPI	S	Opponent	Score	RPI	S	Opponent	Score	RPI	S	Opponent	Score
								53	A	Washington St.	45 92	102	H	Long Beach St.	78 81
								68	A	Oklahoma St.	58 66	114	H	Saint Louis	76 90
								79	H	Belmont	72 79	128	A	St. Mary's (CA)	59 74
								80	H	Gonzaga	56 80	145	H	San Francisco	72 79
								95	A	BYU	59 76	157	H	UC Riverside	72 75
								95	H	BYU	77 74	158	A	Santa Clara	64 71
												158	H	Santa Clara	61 50
												208	A	Pacific	65 52
												215	A	Seattle U	62 59
												217	A	San Diego	58 61
												217	H	San Diego	63 55
												243	H	UC Santa Barbara	57 55
												259	A	San Diego St.	60 53
												278	H	Portland	69 54
												308	H	Pepperdine	72 60
												326	H	UC Irvine	58 39
												338	A	Cal St. Fullerton	77 62
LAST 12 Division I GAMES:															
145	H	San Francisco	72 79	278	H	Portland	69 54								
217	H	San Diego	63 55	80	H	Gonzaga	56 80								
95	H	BYU	77 74	158	A	Santa Clara	64 71								
208	A	Pacific	65 52	308	H	Pepperdine	72 60								
158	H	Santa Clara	61 50	95	A	BYU	59 76								
217	A	San Diego	58 61	128	A	St. Mary's (CA)	59 74								

Non-Div I Games:

Loyola Marymount

■ Loss, 
■ Non-Conf, 
■ S Site, 
■ H Home 
■ A Away 
N Neutral

Average RPI Win:	208	WON-LOST	WINNING	LAST 10	STRENGTH OF	OPP. STRENGTH	TEAM	ADJ.	CONF.	ADJ CONF.
Average RPI Loss:	123	RECORD	PCT. RANK	GAMES	SCHEDULE	OF SCHEDULE	RPI	RPI	RPI	RPI
DIV. I ONLY	13- 13	169	6- 4	115	119	123	123	22	22	
DIV. I NON-CONF.	7- 8	181	0- 1	62	29	96	96	22	22	
TOTALS	RPI 1-25	RPI 26-50	W-L RECORDS	RPI 51-100	RPI 101-150	RPI 150+				
13- 13	0- 3	0- 2	OVERALL	2- 1	1- 1	10- 6				
7- 1	0- 1	0- 0	HOME	1- 0	1- 0	5- 0				
3- 11	0- 2	0- 2	AWAY	0- 1	0- 1	3- 5				
3- 1	0- 0	0- 0	NEUTRAL	1- 0	0- 0	2- 1				
7- 8	0- 3	0- 2	NON-CONFERENCE	2- 0	0- 1	5- 2				
3- 1	0- 1	0- 0	HOME	1- 0	0- 0	2- 0				
1- 6	0- 2	0- 2	AWAY	0- 0	0- 1	1- 1				
3- 1	0- 0	0- 0	NEUTRAL	1- 0	0- 0	2- 1				
6- 5	0- 0	0- 0	CONFERENCE	0- 1	1- 0	5- 4				
4- 0	0- 0	0- 0	HOME	0- 0	1- 0	3- 0				
2- 5	0- 0	0- 0	AWAY	0- 1	0- 0	2- 4				
0- 0	0- 0	0- 0	NEUTRAL	0- 0	0- 0	0- 0				

RPI 1-25				RPI 26-50				RPI 51-100				RPI 101+ Team's RPI: 123			
RPI	S	Opponent	Score	RPI	S	Opponent	Score	RPI	S	Opponent	Score	RPI	S	Opponent	Score
3	A	South Carolina	42 79	35	A	Harvard	62 69	90	N	Chattanooga	49 39	113	A	Clemson	61 69
4	H	Mississippi St.	43 87	39	A	Tulane	62 77	96	A	New Hampshire	44 50	146	H	Albany (NY)	84 71
20	A	Miami (FL)	51 76					99	H	Purdue	67 47	156	N	Hampton	49 58
												167	A	Hartford	66 60
												167	H	Hartford	73 62
												175	A	Boston College	53 64
												184	H	Northeastern	68 49
												186	N	ETSU	61 48
												206	A	Binghamton	52 58
												213	H	Dartmouth	60 55
												230	A	UMBC	62 66
												230	H	UMBC	72 40
												250	A	Stony Brook	41 55
												274	A	Vermont	52 55
												274	H	Vermont	59 43
												300	A	Bryant	77 52
												309	N	Saint Peter's	59 43
												340	A	UMass Lowell	65 44
LAST 12 Division I GAMES:															
167	A	Hartford	66 60	167	H	Hartford	73 62								
230	A	UMBC	62 66	250	A	Stony Brook	41 55								
274	H	Vermont	59 43	340	A	UMass Lowell	65 44								
206	A	Binghamton	52 58	230	H	UMBC	72 40								
146	H	Albany (NY)	84 71	274	A	Vermont	52 55								
96	A	New Hampshire	44 50	175	A	Boston College	53 64								

Non-Div I Games:

Maine

■ Loss, 
 ■ Non-Conf, 
 ■ S Site, 
 ■ Home 
 ■ A Away 
 N Neutral

Average RPI Win:	252	WON-LOST	WINNING	LAST 10	STRENGTH OF	OPP. STRENGTH	TEAM	ADJ.	CONF.	ADJ CONF.
Average RPI Loss:	158	RECORD	PCT. RANK	GAMES	SCHEDULE	OF SCHEDULE	RPI	RPI	RPI	RPI
DIV. I ONLY	7- 16	278	2- 8	204	240	268	268	17	17	
DIV. I NON-CONF.	4- 5	198	0- 0	67	307	145	145	17	17	
TOTALS	RPI 1-25	RPI 26-50	W-L RECORDS	RPI 51-100	RPI 101-150	RPI 150+				
7- 16	0- 0	0- 1	OVERALL	0- 3	0- 5	7- 7				
4- 7	0- 0	0- 0	HOME	0- 1	0- 2	4- 4				
3- 9	0- 0	0- 1	AWAY	0- 0	0- 1	3- 0				
0- 0	0- 0	0- 0	NEUTRAL	0- 0	0- 0	0- 0				
4- 5	0- 0	0- 0	NON-CONFERENCE	0- 3	0- 1	4- 1				
2- 2	0- 0	0- 0	HOME	0- 1	0- 0	2- 1				
2- 3	0- 0	0- 0	AWAY	0- 2	0- 1	2- 0				
0- 0	0- 0	0- 0	NEUTRAL	0- 0	0- 0	0- 0				
3- 11	0- 0	0- 1	CONFERENCE	0- 0	0- 4	3- 6				
2- 5	0- 0	0- 0	HOME	0- 0	0- 2	2- 3				
1- 6	0- 0	0- 1	AWAY	0- 0	0- 2	1- 3				
0- 0	0- 0	0- 0	NEUTRAL	0- 0	0- 0	0- 0				

RPI 1-25			RPI 26-50			RPI 51-100			RPI 101+ Team's RPI: 268		
RPI	S	Opponent	Score	RPI	S	Opponent	Score	RPI	S	Opponent	Score
				49	A	Quinnipiac	38 81	62	A	Buffalo	39 73
								65	A	Bucknell	64 69
								96	H	New Hampshire	42 59
								120	A	Fordham	60 63
								127	A	Rider	64 73
								127	H	Rider	36 53
								147	A	Iona	53 70
								147	H	Iona	62 76
								151	H	Yale	63 57
								159	A	Brown	58 57
								178	A	Fairfield	56 71
								200	H	Siena	68 66
								219	A	Niagara	42 65
								219	H	Niagara	59 62
								235	H	Marist	47 62
								244	A	Canisius	48 58
								244	H	Canisius	57 62
								250	H	Stony Brook	50 55
								309	A	Saint Peter's	69 65
								309	H	Saint Peter's	57 44
								313	H	Holy Cross	60 56
								322	A	St. Francis Brooklyn	55 52
LAST 12 Division I GAMES:											
219	A	Niagara	42 65	219	H	Niagara	59 62				
244	A	Canisius	48 58	49	A	Quinnipiac	38 81				
309	H	Saint Peter's	57 44	178	A	Fairfield	56 71				
127	A	Rider	64 73	127	H	Rider	36 53				
309	A	Saint Peter's	69 65	244	H	Canisius	57 62				
147	H	Iona	62 76	200	H	Siena	68 66				

Non-Div I Games:

Manhattan

■ Loss, 
■ Non-Conf, 
■ S Site, 
■ H Home 
■ A Away 
N Neutral

Average RPI Win: <b>233</b>	WON-LOST	WINNING	LAST 10	STRENGTH OF	OPP. STRENGTH	TEAM	ADJ.	CONF.	ADJ CONF.
Average RPI Loss: <b>180</b>	RECORD	PCT. RANK	GAMES	SCHEDULE	OF SCHEDULE	RPI	RPI	RPI	RPI
DIV. I ONLY	<b>11- 12</b>	<b>183</b>	<b>6- 4</b>	<b>322</b>	<b>128</b>	<b>235</b>	<b>235</b>	<b>17</b>	<b>17</b>
DIV. I NON-CONF.	<b>3- 7</b>	<b>250</b>	<b>0- 1</b>	<b>320</b>	<b>61</b>	<b>302</b>	<b>302</b>	<b>17</b>	<b>17</b>
TOTALS	RPI 1-25	RPI 26-50	W-L RECORDS	RPI 51-100	RPI 101-150	RPI 150+			
11- 12	0- 1	0- 1	OVERALL	0- 0	1- 3	10- 7			
3- 6	0- 1	0- 0	HOME	0- 0	0- 2	3- 3			
7- 4	0- 0	0- 0	AWAY	0- 0	1- 0	6- 4			
1- 2	0- 0	0- 1	NEUTRAL	0- 0	0- 1	1- 0			
3- 7	0- 1	0- 1	NON-CONFERENCE	0- 0	0- 1	3- 4			
1- 2	0- 1	0- 0	HOME	0- 0	0- 0	1- 1			
1- 3	0- 0	0- 0	AWAY	0- 0	0- 0	1- 3			
1- 2	0- 0	0- 1	NEUTRAL	0- 0	0- 1	1- 0			
8- 5	0- 0	0- 0	CONFERENCE	0- 0	1- 2	7- 3			
2- 4	0- 0	0- 0	HOME	0- 0	0- 2	2- 2			
6- 1	0- 0	0- 0	AWAY	0- 0	1- 0	5- 1			
0- 0	0- 0	0- 0	NEUTRAL	0- 0	0- 0	0- 0			

RPI 1-25				RPI 26-50				RPI 51-100				RPI 101+ Team's RPI: 235			
RPI	S	Opponent	Score	RPI	S	Opponent	Score	RPI	S	Opponent	Score	RPI	S	Opponent	Score
21	H	Creighton	50 <b>72</b>	28	N	Auburn	51 <b>52</b>					127	H	Rider	56 <b>69</b>
												135	N	East Carolina	68 <b>70</b>
												147	A	Iona	68 62
												147	H	Iona	37 <b>48</b>
												178	H	Fairfield	71 55
												180	A	Hofstra	42 <b>62</b>
												181	H	Seton Hall	63 <b>76</b>
												200	A	Siena	70 59
												200	H	Siena	68 <b>69</b>
												213	A	Dartmouth	66 61
												219	A	Niagara	60 58
												226	A	Monmouth	69 <b>79</b>
												244	A	Canisius	85 74
												244	H	Canisius	67 60
												267	H	Boston U.	76 57
												268	A	Manhattan	62 47
												277	N	N.C. A&T	69 64
												296	A	Rhode Island	61 <b>82</b>
												309	A	Saint Peter's	66 58
												309	H	Saint Peter's	69 <b>73</b>
												313	A	Holy Cross	46 <b>50</b>
LAST 12 Division I GAMES:															
309	A	Saint Peter's	66 58	127	H	Rider	56 <b>69</b>								
200	A	Siena	70 59	219	A	Niagara	60 58								
244	H	Canisius	67 60	244	A	Canisius	85 74								
147	H	Iona	37 <b>48</b>	226	A	Monmouth	69 <b>79</b>								
200	H	Siena	68 <b>69</b>	178	H	Fairfield	71 55								
147	A	Iona	68 62	21	H	Creighton	50 <b>72</b>								

Non-Div I Games:

Marist

■ Loss, 
 ■ Non-Conf, S Site, 
 ■ Home 
 ■ Away 
 N Neutral

Average RPI Win:	145	WON-LOST	WINNING	LAST 10	STRENGTH OF	OPP. STRENGTH	TEAM	ADJ.	CONF.	ADJ CONF.
Average RPI Loss:	75	RECORD	PCT. RANK	GAMES	SCHEDULE	OF SCHEDULE	RPI	RPI	RPI	RPI
DIV. I ONLY	17- 7	64	6- 4	62	67	43	43	7	7	
DIV. I NON-CONF.	9- 2	37	0- 0	77	88	45	45	7	7	
TOTALS	RPI 1-25	RPI 26-50	W-L RECORDS	RPI 51-100	RPI 101-150	RPI 150+				
17- 7	3- 2	1- 1	OVERALL	2- 2	0- 0	11- 2				
10- 3	1- 1	0- 1	HOME	1- 1	0- 0	8- 0				
7- 3	2- 1	1- 0	AWAY	1- 1	0- 0	3- 1				
0- 1	0- 0	0- 0	NEUTRAL	0- 0	0- 0	0- 1				
9- 2	2- 0	0- 1	NON-CONFERENCE	1- 0	0- 0	6- 1				
6- 1	1- 0	0- 1	HOME	1- 0	0- 0	4- 0				
3- 0	1- 0	0- 0	AWAY	0- 0	0- 0	2- 0				
0- 1	0- 0	0- 0	NEUTRAL	0- 0	0- 0	0- 1				
8- 5	1- 2	1- 0	CONFERENCE	1- 2	0- 0	5- 1				
4- 2	0- 1	0- 0	HOME	0- 1	0- 0	4- 0				
4- 3	1- 1	1- 0	AWAY	1- 1	0- 0	1- 1				
0- 0	0- 0	0- 0	NEUTRAL	0- 0	0- 0	0- 0				

RPI 1-25				RPI 26-50				Team's RPI: 43	RPI 51-100				RPI 101+			
RPI	S	Opponent	Score	RPI	S	Opponent	Score		RPI	S	Opponent	Score	RPI	S	Opponent	Score
6	A	Oregon St.	74 73	33	H	Green Bay	63 78		63	A	St. John's (NY)	64 70	154	H	New Mexico	62 52
15	A	DePaul	102 101	46	A	Georgetown	84 77		63	H	St. John's (NY)	72 82	158	N	Santa Clara	62 65
21	A	Creighton	77 80						66	A	Villanova	77 71	169	A	Providence	64 66
21	H	Creighton	63 83						94	H	Western Ill.	77 61	169	H	Providence	79 74
25	H	Arizona St.	75 63										171	H	Xavier	85 61
													173	H	Milwaukee	85 74
													181	A	Seton Hall	83 77
													181	H	Seton Hall	103 60
													205	A	Wisconsin	81 75
													208	A	Pacific	89 75
													212	H	Saint Francis (PA)	104 91
													232	H	Butler	91 53
													335	H	Longwood	87 37
LAST 12 Division I GAMES:																
63	H	St. John's (NY)	72 82	171	H	Xavier	85 61									
181	H	Seton Hall	103 60	181	A	Seton Hall	83 77									
21	A	Creighton	77 80	63	A	St. John's (NY)	64 70									
169	A	Providence	64 66	169	H	Providence	79 74									
15	A	DePaul	102 101	21	H	Creighton	63 83									
232	H	Butler	91 53	46	A	Georgetown	84 77									

Non-Div I Games:

Marquette

Average RPI Win:	275	WON-LOST	WINNING	LAST 10	STRENGTH OF	OPP. STRENGTH	TEAM	ADJ.	CONF.	ADJ CONF.
Average RPI Loss:	141	RECORD	PCT. RANK	GAMES	SCHEDULE	OF SCHEDULE	RPI	RPI	RPI	RPI
DIV. I ONLY	10- 10	169	3- 7	313	195	246	246	14	14	
DIV. I NON-CONF.	6- 3	97	0- 0	348	296	243	243	16	16	
TOTALS	RPI 1-25	RPI 26-50	W-L RECORDS	RPI 51-100	RPI 101-150	RPI 150+				
10- 10	0- 0	0- 0	OVERALL	0- 5	1- 2	9- 3				
7- 3	0- 0	0- 0	HOME	0- 1	0- 1	7- 1				
2- 6	0- 0	0- 0	AWAY	0- 4	1- 1	1- 1				
1- 1	0- 0	0- 0	NEUTRAL	0- 0	0- 0	1- 1				
6- 3	0- 0	0- 0	NON-CONFERENCE	0- 2	0- 0	6- 1				
4- 0	0- 0	0- 0	HOME	0- 0	0- 0	4- 0				
1- 2	0- 0	0- 0	AWAY	0- 2	0- 0	1- 0				
1- 1	0- 0	0- 0	NEUTRAL	0- 0	0- 0	1- 1				
4- 7	0- 0	0- 0	CONFERENCE	0- 3	1- 2	3- 2				
3- 3	0- 0	0- 0	HOME	0- 1	0- 1	3- 1				
1- 4	0- 0	0- 0	AWAY	0- 2	1- 1	0- 1				
0- 0	0- 0	0- 0	NEUTRAL	0- 0	0- 0	0- 0				

RPI 1-25				RPI 26-50				RPI 51-100				RPI 101+				Team's RPI: 246	
RPI	S	Opponent	Score	RPI	S	Opponent	Score	RPI	S	Opponent	Score	RPI	S	Opponent	Score		
								81	A	Penn St.	80	82	121	H	Southern Miss.	78	82
								82	A	Western Ky.	57	73	132	A	Old Dominion	69	73
								85	A	North Carolina	53	75	150	A	UTSA	88	81
								87	A	Charlotte	77	93	160	H	Louisiana Tech	54	72
								89	H	Middle Tenn.	63	72	192	A	Illinois	55	53
													204	H	UAB	61	58
													239	H	Coastal Caro.	84	66
													273	H	FIU	70	52
													288	N	Prairie View	68	78
													289	A	UTEP	74	84
													330	H	Fla. Atlantic	76	53
													335	H	Longwood	70	50
													341	H	Florida A&M	77	67
													342	N	Sam Houston St.	73	50
													347	H	Morgan St.	62	43
LAST 12 Division I GAMES:																	
160	H	Louisiana Tech	54	72	89	H	Middle Tenn.	63	72								
121	H	Southern Miss.	78	82	87	A	Charlotte	77	93								
289	A	UTEP	74	84	132	A	Old Dominion	69	73								
150	A	UTSA	88	81	330	H	Fla. Atlantic	76	53								
82	A	Western Ky.	57	73	273	H	FIU	70	52								
204	H	UAB	61	58	335	H	Longwood	70	50								

Non-Div I Games: Me.-Fort Kent 136 62 Bluefield Col. 77 35

Marshall

Loss, Non-Conf, S Site, H Home A Away N Neutral

Maryland

Through Games Of Feb. 8, 2017

Average RPI Win:	143	WON-LOST	WINNING	LAST 10	STRENGTH OF	OPP. STRENGTH	TEAM	ADJ.	CONF.	ADJ CONF.
Average RPI Loss:	1	RECORD	PCT. RANK	GAMES	SCHEDULE	OF SCHEDULE	RPI	RPI	RPI	RPI
DIV. I ONLY	23- 1	2	10- 0	121	27	18	18	6	6	
DIV. I NON-CONF.	12- 1	7	0- 1	213	38	48	48	6	6	
TOTALS	RPI 1-25	RPI 26-50	W-L RECORDS	RPI 51-100	RPI 101-150	RPI 150+				
23- 1	3- 1	2- 0	OVERALL	6- 0	1- 0	11- 0				
11- 1	1- 1	1- 0	HOME	2- 0	0- 0	7- 0				
10- 0	1- 0	1- 0	AWAY	3- 0	1- 0	4- 0				
2- 0	1- 0	0- 0	NEUTRAL	1- 0	0- 0	0- 0				
12- 1	2- 1	0- 0	NON-CONFERENCE	1- 0	1- 0	8- 0				
6- 1	0- 1	0- 0	HOME	0- 0	0- 0	6- 0				
4- 0	1- 0	0- 0	AWAY	0- 0	1- 0	2- 0				
2- 0	1- 0	0- 0	NEUTRAL	1- 0	0- 0	0- 0				
11- 0	1- 0	2- 0	CONFERENCE	5- 0	0- 0	3- 0				
5- 0	1- 0	1- 0	HOME	2- 0	0- 0	1- 0				
6- 0	0- 0	1- 0	AWAY	3- 0	0- 0	2- 0				
0- 0	0- 0	0- 0	NEUTRAL	0- 0	0- 0	0- 0				

RPI	S	Opponent	Score	RPI	S	Opponent	Score	RPI	S	Opponent	Score	RPI	S	Opponent	Score
1	H	UConn	81 87	50	A	Iowa	98 82	51	H	Northwestern	96 65	109	A	Duquesne	77 57
13	A	Louisville	78 72	50	H	Iowa	100 81	52	A	Indiana	92 56	166	H	Towson	97 63
24	H	Michigan	83 70					53	N	Washington St.	79 69	182	A	Nebraska	93 49
25	N	Arizona St.	83 42					54	A	Minnesota	83 72	192	A	Illinois	94 49
								81	H	Penn St.	89 83	193	H	Rutgers	80 71
								99	A	Purdue	85 70	219	A	Niagara	96 64
												230	H	UMBC	92 42
												238	H	UMES	106 61
												242	A	Loyola Maryland	79 60
												309	H	Saint Peter's	101 49
												319	H	Mt. St. Mary's	106 42
												340	H	UMass Lowell	100 44
LAST 12 Division I GAMES:															
52	A	Indiana	92 56	50	A	Iowa	98 82	81	H	Penn St.	89 83	51	H	Northwestern	96 65
99	A	Purdue	85 70	81	H	Penn St.	89 83	51	H	Northwestern	96 65	182	A	Nebraska	93 49
50	H	Iowa	100 81	51	H	Northwestern	96 65	54	A	Minnesota	83 72	193	H	Rutgers	80 71
192	A	Illinois	94 49	182	A	Nebraska	93 49	1	H	UConn	81 87	24	H	Michigan	83 70
193	H	Rutgers	80 71	54	A	Minnesota	83 72								
24	H	Michigan	83 70	1	H	UConn	81 87								

Non-Div I Games:

Maryland

Loss, Non-Conf, S Site, H Home A Away N Neutral



## Massachusetts

Through Games Of Feb. 8, 2017

Average RPI Win:	277	WON-LOST	WINNING	LAST 10	STRENGTH OF	OPP. STRENGTH	TEAM	ADJ.	CONF.	ADJ CONF.
Average RPI Loss:	148	RECORD	PCT. RANK	GAMES	SCHEDULE	OF SCHEDULE	RPI	RPI	RPI	RPI
DIV. I ONLY	8- 16	260	1- 5	291	134	298	298	12	12	
DIV. I NON-CONF.	5- 7	205	1- 0	316	238	276	276	12	12	
TOTALS	RPI 1-25	RPI 26-50	W-L RECORDS	RPI 51-100	RPI 101-150	RPI 150+				
8- 16	0- 0	0- 1	OVERALL	0- 4	1- 3	7- 8				
6- 5	0- 0	0- 0	HOME	0- 1	1- 1	5- 3				
1- 10	0- 0	0- 0	AWAY	0- 0	0- 1	1- 2				
1- 1	0- 0	0- 0	NEUTRAL	0- 1	0- 0	1- 0				
5- 7	0- 0	0- 1	NON-CONFERENCE	0- 2	0- 0	5- 4				
4- 0	0- 0	0- 0	HOME	0- 0	0- 0	4- 0				
0- 6	0- 0	0- 1	AWAY	0- 1	0- 0	0- 4				
1- 1	0- 0	0- 0	NEUTRAL	0- 1	0- 0	1- 0				
3- 9	0- 0	0- 0	CONFERENCE	0- 2	1- 3	2- 4				
2- 5	0- 0	0- 0	HOME	0- 1	1- 1	1- 3				
1- 4	0- 0	0- 0	AWAY	0- 1	0- 2	1- 1				
0- 0	0- 0	0- 0	NEUTRAL	0- 0	0- 0	0- 0				

RPI S	Opponent	Score	RPI S	Opponent	Score	RPI S	Opponent	Score	RPI S	Opponent	Score	Team's RPI: 298
50	A Iowa	30 71	55	H George Washington	54 60	109	H Duquesne	75 67				
			57	A Dayton	65 77	111	A Saint Joseph's	50 81				
			62	A Buffalo	47 61	114	H Saint Louis	60 81				
			70	N Drexel	47 65	129	A VCU	52 55				
						162	A La Salle	64 68				
						163	H George Mason	55 66				
						167	A Hartford	56 75				
						180	A Hofstra	55 71				
						224	H St. Bonaventure	38 55				
						267	A Boston U.	60 64				
						273	A FIU	57 58				
						281	H North Dakota St.	70 58				
						284	A Davidson	61 60				
						284	H Davidson	59 63				
						296	H Rhode Island	68 67				
						300	H Bryant	68 62				
						305	H Central Conn. St.	76 37				
						313	H Holy Cross	69 66				
						328	N Montana	59 58				
LAST 12 Division I GAMES:												
328	N Montana	59 58	224	H St. Bonaventure	38 55							
284	H Davidson	59 63	109	H Duquesne	75 67							
114	H Saint Louis	60 81	284	A Davidson	61 60							
129	A VCU	52 55	111	A Saint Joseph's	50 81							
162	A La Salle	64 68	296	H Rhode Island	68 67							
55	H George Washington	54 60	57	A Dayton	65 77							

Non-Div I Games: Merrimack 73 44

Massachusetts

■ Loss, 
 ■ Non-Conf, S Site, 
 ■ Home 
 ■ Away 
 N Neutral

Average RPI Win:	324	WON-LOST	WINNING	LAST 10	STRENGTH OF	OPP. STRENGTH	TEAM	ADJ.	CONF.	ADJ CONF.
Average RPI Loss:	129	RECORD	PCT. RANK	GAMES	SCHEDULE	OF SCHEDULE	RPI	RPI	RPI	RPI
DIV. I ONLY	6- 12	260	4- 6	215	268	265	265	27	27	
DIV. I NON-CONF.	1- 6	310	0- 1	197	106	297	297	27	27	
TOTALS	RPI 1-25	RPI 26-50	W-L RECORDS	RPI 51-100	RPI 101-150	RPI 150+				
6- 12	0- 0	0- 1	OVERALL	0- 0	0- 8	6- 3				
3- 5	0- 0	0- 0	HOME	0- 0	0- 2	3- 3				
3- 5	0- 0	0- 1	AWAY	0- 0	0- 4	3- 0				
0- 2	0- 0	0- 0	NEUTRAL	0- 0	0- 2	0- 0				
1- 6	0- 0	0- 1	NON-CONFERENCE	0- 0	0- 3	1- 2				
0- 2	0- 0	0- 0	HOME	0- 0	0- 0	0- 2				
1- 2	0- 0	0- 1	AWAY	0- 0	0- 1	1- 0				
0- 2	0- 0	0- 0	NEUTRAL	0- 0	0- 2	0- 0				
5- 6	0- 0	0- 0	CONFERENCE	0- 0	0- 5	5- 1				
3- 3	0- 0	0- 0	HOME	0- 0	0- 2	3- 1				
2- 3	0- 0	0- 0	AWAY	0- 0	0- 3	2- 0				
0- 0	0- 0	0- 0	NEUTRAL	0- 0	0- 0	0- 0				

RPI 1-25	RPI 26-50	RPI 51-100	RPI 101+	Team's RPI: 265
RPI S Opponent Score	RPI S Opponent Score	RPI S Opponent Score	RPI S Opponent Score	Score
	39 A Tulane 65 82		106 A Central Ark. 52 67	
			106 H Central Ark. 49 72	
			107 H SFA 65 96	
			118 N Alabama 63 84	
			122 A TCU 70 74	
			126 A Abilene Christian 65 77	
			131 A Lamar University 57 79	
			141 N Pittsburgh 65 71	
			160 H Louisiana Tech 56 66	
			191 H Louisiana 70 77	
			195 H New Orleans 59 71	
			299 A Northwestern St. 68 63	
			299 H Northwestern St. 68 52	
			332 A La.-Monroe 78 52	
			336 A Southeastern La. 86 83	
			337 H Houston Baptist 68 53	
			342 H Sam Houston St. 79 56	
LAST 12 Division I GAMES:				
131 A Lamar University 57 79	336 A Southeastern La. 86 83			
106 H Central Ark. 49 72	337 H Houston Baptist 68 53			
126 A Abilene Christian 65 77	342 H Sam Houston St. 79 56			
195 H New Orleans 59 71	107 H SFA 65 96			
299 H Northwestern St. 68 52	299 A Northwestern St. 68 63			
106 A Central Ark. 52 67	141 N Pittsburgh 65 71			

Non-Div I Games: LSU-Alexandria 100 66 Louisiana Col. 88 47 Southern-N.O. 94 65 Wiley 72 56  
McNeese

Loss, Non-Conf, S Site, H Home A Away N Neutral

Average RPI Win: <b>179</b>	WON-LOST	WINNING	LAST 10	STRENGTH OF	OPP. STRENGTH	TEAM	ADJ.	CONF.	ADJ CONF.
Average RPI Loss: <b>122</b>	RECORD	PCT. RANK	GAMES	SCHEDULE	OF SCHEDULE	RPI	RPI	RPI	RPI
DIV. I ONLY	<b>11- 12</b>	<b>183</b>	<b>4- 6</b>	<b>118</b>	<b>90</b>	<b>165</b>	<b>165</b>	<b>5</b>	<b>5</b>
DIV. I NON-CONF.	<b>7- 6</b>	<b>157</b>	<b>2- 0</b>	<b>277</b>	<b>150</b>	<b>219</b>	<b>219</b>	<b>5</b>	<b>5</b>
TOTALS	RPI 1-25	RPI 26-50	W-L RECORDS	RPI 51-100	RPI 101-150	RPI 150+			
11- 12	0- 2	1- 2	OVERALL	0- 0	3- 4	7- 4			
9- 4	0- 1	1- 1	HOME	0- 0	2- 1	6- 1			
2- 7	0- 1	0- 1	AWAY	0- 0	1- 2	1- 3			
0- 1	0- 0	0- 0	NEUTRAL	0- 0	0- 1	0- 0			
7- 6	0- 0	0- 1	NON-CONFERENCE	0- 0	1- 2	6- 3			
6- 2	0- 0	0- 1	HOME	0- 0	1- 1	5- 0			
1- 3	0- 0	0- 0	AWAY	0- 0	0- 0	1- 3			
0- 1	0- 0	0- 0	NEUTRAL	0- 0	0- 1	0- 0			
4- 6	0- 2	1- 1	CONFERENCE	0- 0	2- 2	1- 1			
3- 2	0- 1	1- 0	HOME	0- 0	1- 0	1- 1			
1- 4	0- 1	0- 1	AWAY	0- 0	1- 2	0- 0			
0- 0	0- 0	0- 0	NEUTRAL	0- 0	0- 0	0- 0			

RPI 1-25				RPI 26-50				RPI 51-100				RPI 101+ Team's RPI: 165			
RPI	S	Opponent	Score	RPI	S	Opponent	Score	RPI	S	Opponent	Score	RPI	S	Opponent	Score
23	A	Temple	51 <b>66</b>	27	A	South Fla.	49 <b>79</b>					101	A	SMU	44 <b>53</b>
23	H	Temple	67 <b>73</b>	27	H	South Fla.	62 57					108	H	Vanderbilt	75 59
				48	H	Little Rock	44 <b>54</b>					124	N	Arkansas	61 <b>91</b>
												130	A	Tulsa	52 <b>57</b>
												136	A	UCF	65 62
												136	H	UCF	65 59
												149	H	Kansas	58 <b>68</b>
												152	H	Cincinnati	59 <b>66</b>
												153	H	Missouri St.	69 60
												160	H	Louisiana Tech	56 54
												170	H	Houston	66 65
												179	A	Southern Ill.	61 <b>69</b>
												192	A	Illinois	64 54
												225	A	Samford	42 <b>48</b>
												280	H	Southeast Mo. St.	65 63
												285	A	Nevada	67 <b>75</b>
												299	H	Northwestern St.	54 38
												306	H	Nicholls St.	73 62
LAST 12 Division I GAMES:															
27	H	South Fla.	62 57	152	H	Cincinnati	59 <b>66</b>								
101	A	SMU	44 <b>53</b>	136	A	UCF	65 62								
136	H	UCF	65 59	130	A	Tulsa	52 <b>57</b>								
170	H	Houston	66 65	23	H	Temple	67 <b>73</b>								
23	A	Temple	51 <b>66</b>	108	H	Vanderbilt	75 59								
27	A	South Fla.	49 <b>79</b>	306	H	Nicholls St.	73 62								

Non-Div I Games:

Memphis

■ Loss, 
 ■ Non-Conf, S Site, 
 ■ Home 
 ■ Away 
 N Neutral

Average RPI Win: <b>246</b>	WON-LOST	WINNING	LAST 10	STRENGTH OF	OPP. STRENGTH	TEAM	ADJ.	CONF.	ADJ CONF.
Average RPI Loss: <b>65</b>	RECORD	PCT. RANK	GAMES	SCHEDULE	OF SCHEDULE	RPI	RPI	RPI	RPI
DIV. I ONLY	15- 5	39	7- 2	244	140	103	103	18	18
DIV. I NON-CONF.	8- 3	67	1- 1	303	73	117	117	21	21
TOTALS	RPI 1-25	RPI 26-50	W-L RECORDS	RPI 51-100	RPI 101-150	RPI 150+			
15- 5	0- 1	0- 1	OVERALL	0- 3	0- 0	15- 0			
7- 2	0- 1	0- 0	HOME	0- 1	0- 0	7- 0			
8- 3	0- 0	0- 1	AWAY	0- 2	0- 0	8- 0			
0- 0	0- 0	0- 0	NEUTRAL	0- 0	0- 0	0- 0			
8- 3	0- 1	0- 1	NON-CONFERENCE	0- 1	0- 0	8- 0			
3- 1	0- 1	0- 0	HOME	0- 0	0- 0	3- 0			
5- 2	0- 0	0- 1	AWAY	0- 1	0- 0	5- 0			
0- 0	0- 0	0- 0	NEUTRAL	0- 0	0- 0	0- 0			
7- 2	0- 0	0- 0	CONFERENCE	0- 2	0- 0	7- 0			
4- 1	0- 0	0- 0	HOME	0- 1	0- 0	4- 0			
3- 1	0- 0	0- 0	AWAY	0- 1	0- 0	3- 0			
0- 0	0- 0	0- 0	NEUTRAL	0- 0	0- 0	0- 0			

RPI 1-25					RPI 26-50					RPI 51-100					RPI 101+					Team's RPI: 103	
RPI	S	Opponent	Score		RPI	S	Opponent	Score		RPI	S	Opponent	Score		RPI	S	Opponent	Score			
5	H	Florida St.	40	83	41	A	Georgia Tech	50	70	90	A	Chattanooga	50	70	170	A	Houston	64	60		
										90	H	Chattanooga	56	74	186	A	ETSU	71	56		
										97	A	Georgia	64	72	186	H	ETSU	72	55		
															192	A	Illinois	51	33		
															220	H	Campbell	76	60		
															225	H	Samford	59	49		
															234	H	Wofford	54	39		
															252	A	UNCG	77	64		
															255	H	Furman	76	52		
															258	A	Ga. Southern	77	56		
															282	H	Kennesaw St.	61	46		
															284	A	Davidson	67	60		
															286	A	Western Caro.	59	57		
															327	A	Winthrop	71	48		
															330	H	Fla. Atlantic	74	57		
LAST 12 Division I GAMES:																					
186	A	ETSU	71	56	252	A	UNCG	77	64												
90	A	Chattanooga	50	70	90	H	Chattanooga	56	74												
225	H	Samford	59	49	186	H	ETSU	72	55												
234	H	Wofford	54	39	284	A	Davidson	67	60												
255	H	Furman	76	52	5	H	Florida St.	40	83												
286	A	Western Caro.	59	57	327	A	Winthrop	71	48												

Non-Div I Games: West Ga. 67 36 Paine 93 50 Emmanuel (GA) 84 70

Mercer

Loss, Non-Conf, S Site, H Home A Away N Neutral

Average RPI Win: 136		WON-LOST	WINNING	LAST 10	STRENGTH OF		OPP. STRENGTH	TEAM	ADJ.	CONF.	ADJ CONF.
Average RPI Loss: 13		RECORD	PCT. RANK	GAMES	SCHEDULE		OF SCHEDULE	RPI	RPI	RPI	RPI
DIV. I ONLY		17- 6	41	6- 4	33		17	20	20	3	3
DIV. I NON-CONF.		11- 1	13	1- 0	141		57	20	20	4	4
TOTALS		RPI 1-25	RPI 26-50		W-L RECORDS		RPI 51-100	RPI 101-150		RPI 150+	
17- 6	0- 5	3- 1		OVERALL		5- 0	4- 0		5- 0		
10- 2	0- 2	1- 0		HOME		3- 0	2- 0		4- 0		
6- 4	0- 3	2- 1		AWAY		2- 0	1- 0		1- 0		
1- 0	0- 0	0- 0		NEUTRAL		0- 0	1- 0		0- 0		
11- 1	0- 1	1- 0		NON-CONFERENCE		3- 0	3- 0		4- 0		
7- 0	0- 0	0- 0		HOME		2- 0	2- 0		3- 0		
3- 1	0- 1	1- 0		AWAY		1- 0	0- 0		1- 0		
1- 0	0- 0	0- 0		NEUTRAL		0- 0	1- 0		0- 0		
6- 5	0- 4	2- 1		CONFERENCE		2- 0	1- 0		1- 0		
3- 2	0- 2	1- 0		HOME		1- 0	0- 0		1- 0		
3- 3	0- 2	1- 1		AWAY		1- 0	1- 0		0- 0		
0- 0	0- 0	0- 0		NEUTRAL		0- 0	0- 0		0- 0		

RPI S	Opponent	Score	RPI S	Opponent	Score	RPI S	Opponent	Score	RPI S	Opponent	Score
2	H Notre Dame	55 67	31	A Ohio St.	94 89	58	A Wake Forest	79 56	123	H Maine	76 51
5	A Florida St.	71 80	34	A Syracuse	48 81	63	A St. John's (NY)	62 50	132	H Old Dominion	66 56
5	H Florida St.	66 81	36	A North Carolina St.	67 64	76	H Texas Tech	74 56	141	A Pittsburgh	82 50
13	A Louisville	59 63	45	H Virginia Tech	82 75	85	H North Carolina	100 88	146	N Albany (NY)	77 53
17	A Kentucky	66 82				87	H Charlotte	80 46	175	H Boston College	58 51
									229	H Grambling	89 61
									273	A FIU	69 49
									294	H Coppin St.	75 35
									317	H Loyola Chicago	81 43
LAST 12 Division I GAMES:											
5	A Florida St.	71 80	45	H Virginia Tech	82 75	2	H Notre Dame	55 67			
58	A Wake Forest	79 56	36	A North Carolina St.	67 64	141	A Pittsburgh	82 50			
175	H Boston College	58 51	5	H Florida St.	66 81						
85	H North Carolina	100 88	123	H Maine	76 51						
34	A Syracuse	48 81									
13	A Louisville	59 63									

Non-Div I Games:

Miami (FL)

■ Loss, 
 ■ Non-Conf, S Site, 
 ■ Home 
 ■ Away 
 N Neutral

Average RPI Win:	271	WON-LOST	WINNING	LAST 10	STRENGTH OF	OPP. STRENGTH	TEAM	ADJ.	CONF.	ADJ CONF.
Average RPI Loss:	119	RECORD	PCT. RANK	GAMES	SCHEDULE	OF SCHEDULE	RPI	RPI	RPI	RPI
DIV. I ONLY	6- 16	289	2- 8	76	244	216	216	10	10	
DIV. I NON-CONF.	4- 7	224	0- 0	183	339	228	228	11	11	
TOTALS	RPI 1-25	RPI 26-50	W-L RECORDS	RPI 51-100	RPI 101-150	RPI 150+				
6- 16	0- 0	0- 1	OVERALL	0- 6	0- 3	6- 6				
2- 7	0- 0	0- 1	HOME	0- 2	0- 1	2- 3				
2- 7	0- 0	0- 0	AWAY	0- 4	0- 2	2- 1				
2- 2	0- 0	0- 0	NEUTRAL	0- 0	0- 0	2- 2				
4- 7	0- 0	0- 0	NON-CONFERENCE	0- 1	0- 1	4- 5				
0- 3	0- 0	0- 0	HOME	0- 1	0- 0	0- 2				
2- 2	0- 0	0- 0	AWAY	0- 0	0- 1	2- 1				
2- 2	0- 0	0- 0	NEUTRAL	0- 0	0- 0	2- 2				
2- 9	0- 0	0- 1	CONFERENCE	0- 5	0- 2	2- 1				
2- 4	0- 0	0- 1	HOME	0- 1	0- 1	2- 1				
0- 5	0- 0	0- 0	AWAY	0- 4	0- 1	0- 0				
0- 0	0- 0	0- 0	NEUTRAL	0- 0	0- 0	0- 0				

RPI 1-25			RPI 26-50			RPI 51-100			RPI 101+ Team's RPI: 216		
RPI	S	Opponent	Score	RPI	S	Opponent	Score	RPI	S	Opponent	Score
				44	H	Ohio	62 79	62	A	Buffalo	45 71
								62	H	Buffalo	51 68
								64	A	Central Mich.	61 80
								71	A	Toledo	50 64
								78	H	IUPUI	53 65
								88	A	Northern Ill.	76 89
								110	A	Kent St.	66 84
								137	H	Ball St.	60 81
								140	A	Wright St.	57 65
								152	H	Cincinnati	43 49
								162	N	La Salle	70 79
								169	N	Providence	59 75
								174	H	Western Mich.	60 85
								188	A	Morehead St.	43 77
								199	H	Indiana St.	54 62
								217	H	Akron	54 49
								241	A	Austin Peay	73 58
								264	A	Northern Ky.	60 50
								271	H	Eastern Mich.	72 61
								312	N	Eastern Ky.	65 54
								323	N	Fort Wayne	69 47
LAST 12 Division I GAMES:											
217	H	Akron	54 49	62	H	Buffalo	51 68				
137	H	Ball St.	60 81	271	H	Eastern Mich.	72 61				
110	A	Kent St.	66 84	71	A	Toledo	50 64				
44	H	Ohio	62 79	174	H	Western Mich.	60 85				
88	A	Northern Ill.	76 89	62	A	Buffalo	45 71				
64	A	Central Mich.	61 80	140	A	Wright St.	57 65				

Non-Div I Games: Cedarville 70 57 Northwood 64 49

Miami (OH)

Loss, Non-Conf, S Site, H Home A Away N Neutral

Average RPI Win:	155	WON-LOST	WINNING	LAST 10	STRENGTH OF	OPP. STRENGTH	TEAM	ADJ.	CONF.	ADJ CONF.
Average RPI Loss:	47	RECORD	PCT. RANK	GAMES	SCHEDULE	OF SCHEDULE	RPI	RPI	RPI	RPI
DIV. I ONLY	20- 5	21	8- 2	81	58	24	24	6	6	
DIV. I NON-CONF.	11- 3	53	1- 0	104	104	43	43	6	6	
TOTALS	RPI 1-25	RPI 26-50	W-L RECORDS	RPI 51-100	RPI 101-150	RPI 150+				
20- 5	0- 3	3- 1	OVERALL	5- 0	0- 0	12- 1				
12- 0	0- 0	2- 0	HOME	3- 0	0- 0	7- 0				
6- 4	0- 2	1- 1	AWAY	1- 0	0- 0	4- 1				
2- 1	0- 1	0- 0	NEUTRAL	1- 0	0- 0	1- 0				
11- 3	0- 2	2- 0	NON-CONFERENCE	1- 0	0- 0	8- 1				
7- 0	0- 0	1- 0	HOME	0- 0	0- 0	6- 0				
2- 2	0- 1	1- 0	AWAY	0- 0	0- 0	1- 1				
2- 1	0- 1	0- 0	NEUTRAL	1- 0	0- 0	1- 0				
9- 2	0- 1	1- 1	CONFERENCE	4- 0	0- 0	4- 0				
5- 0	0- 0	1- 0	HOME	3- 0	0- 0	1- 0				
4- 2	0- 1	0- 1	AWAY	1- 0	0- 0	3- 0				
0- 0	0- 0	0- 0	NEUTRAL	0- 0	0- 0	0- 0				

RPI 1-25				Team's RPI: 24		RPI 26-50				RPI 51-100				RPI 101+			
RPI	S	Opponent	Score	RPI	S	Opponent	Score	RPI	S	Opponent	Score	RPI	S	Opponent	Score		
5	N	Florida St.	62 76	31	A	Ohio St.	87 96	51	H	Northwestern	80 54	161	H	Oakland	101 63		
11	A	UCLA	64 84	41	A	Georgia Tech	92 52	52	H	Indiana	78 74	171	A	Xavier	58 61		
18	A	Maryland	70 83	44	H	Ohio	69 46	54	H	Minnesota	84 69	174	H	Western Mich.	66 40		
				50	H	Iowa	72 70	80	N	Gonzaga	78 66	182	A	Nebraska	84 51		
								99	A	Purdue	72 62	189	H	American	82 33		
												192	A	Illinois	86 70		
												193	H	Rutgers	63 50		
												205	A	Wisconsin	73 56		
												219	H	Niagara	107 35		
												256	H	Howard	109 41		
												259	A	San Diego St.	92 57		
												274	H	Vermont	78 56		
												327	N	Winthrop	76 39		
LAST 12 Division I GAMES:																	
				99	A	Purdue	72 62	54	H	Minnesota	84 69						
				50	H	Iowa	72 70	52	H	Indiana	78 74						
				192	A	Illinois	86 70	31	A	Ohio St.	87 96						
				51	H	Northwestern	80 54	205	A	Wisconsin	73 56						
				182	A	Nebraska	84 51	193	H	Rutgers	63 50						
				18	A	Maryland	70 83	189	H	American	82 33						

Non-Div I Games:

Michigan

■ Loss, 
 ■ Non-Conf, S Site, 
 ■ Home 
 ■ Away 
 N Neutral

Average RPI Win: 157		WON-LOST	WINNING	LAST 10	STRENGTH OF	OPP. STRENGTH	TEAM	ADJ.	CONF.	ADJ CONF.	
Average RPI Loss: 74		RECORD	PCT. RANK	GAMES	SCHEDULE	OF SCHEDULE	RPI	RPI	RPI	RPI	
DIV. I ONLY		16- 7	73	6- 4	111	42	47	47	6	6	
DIV. I NON-CONF.		10- 3	54	1- 1	88	56	39	39	6	6	
TOTALS		RPI 1-25	RPI 26-50		W-L RECORDS		RPI 51-100		RPI 101-150		RPI 150+
16- 7	0- 1	2- 2		OVERALL		2- 3		2- 0		10- 1	
9- 2	0- 1	1- 0		HOME		1- 1		1- 0		6- 0	
6- 5	0- 0	1- 2		AWAY		1- 2		0- 0		4- 1	
1- 0	0- 0	0- 0		NEUTRAL		0- 0		1- 0		0- 0	
10- 3	0- 1	1- 2		NON-CONFERENCE		0- 0		2- 0		7- 0	
5- 1	0- 1	0- 0		HOME		0- 0		1- 0		4- 0	
4- 2	0- 0	1- 2		AWAY		0- 0		0- 0		3- 0	
1- 0	0- 0	0- 0		NEUTRAL		0- 0		1- 0		0- 0	
6- 4	0- 0	1- 0		CONFERENCE		2- 3		0- 0		3- 1	
4- 1	0- 0	1- 0		HOME		1- 1		0- 0		2- 0	
2- 3	0- 0	0- 0		AWAY		1- 2		0- 0		1- 1	
0- 0	0- 0	0- 0		NEUTRAL		0- 0		0- 0		0- 0	

RPI 1-25				Team's RPI: 47		RPI 51-100				RPI 101+					
RPI	S	Opponent	Score	RPI	S	Opponent	Score	RPI	S	Opponent	Score	RPI	S	Opponent	Score
2	H	Notre Dame	61 79	31	H	Ohio St.	94 75	51	A	Northwestern	65 76	105	H	Wyoming	63 51
				34	A	Syracuse	64 75	52	H	Indiana	69 60	116	N	Delaware	81 64
				37	A	Oregon	55 88	54	A	Minnesota	93 74	161	H	Oakland	81 74
				49	A	Quinnipiac	71 54	99	A	Purdue	54 66	174	A	Western Mich.	68 64
								99	H	Purdue	66 76	182	H	Nebraska	93 73
												184	H	Northeastern	78 44
												192	H	Illinois	71 47
												193	A	Rutgers	58 62
												198	A	CSUN	63 59
												205	A	Wisconsin	81 57
												236	H	Southern U.	70 55
												284	H	Davidson	70 34
												296	A	Rhode Island	85 48
LAST 12 Division I GAMES:															
				52	H	Indiana	69 60	31	H	Ohio St.	94 75				
				54	A	Minnesota	93 74	182	H	Nebraska	93 73				
				205	A	Wisconsin	81 57	99	A	Purdue	54 66				
				99	H	Purdue	66 76	192	H	Illinois	71 47				
				51	A	Northwestern	65 76	2	H	Notre Dame	61 79				
				193	A	Rutgers	58 62	184	H	Northeastern	78 44				

Non-Div I Games:

Michigan St.

Loss, Non-Conf, S Site, H Home A Away N Neutral



Average RPI Win:	199	WON-LOST	WINNING	LAST 10	STRENGTH OF	OPP. STRENGTH	TEAM	ADJ.	CONF.	ADJ CONF.
Average RPI Loss:	52	RECORD	PCT. RANK	GAMES	SCHEDULE	OF SCHEDULE	RPI	RPI	RPI	RPI
DIV. I ONLY	14- 8	106	8- 2	95	82	89	89	14	14	
DIV. I NON-CONF.	5- 6	186	1- 0	19	6	94	94	16	16	
TOTALS	RPI 1-25	RPI 26-50	W-L RECORDS	RPI 51-100	RPI 101-150	RPI 150+				
14- 8	0- 3	1- 2	OVERALL	1- 2	1- 1	11- 0				
9- 4	0- 2	1- 2	HOME	1- 0	1- 0	6- 0				
5- 4	0- 1	0- 0	AWAY	0- 2	0- 1	5- 0				
0- 0	0- 0	0- 0	NEUTRAL	0- 0	0- 0	0- 0				
5- 6	0- 3	1- 2	NON-CONFERENCE	1- 1	0- 0	3- 0				
3- 4	0- 2	1- 2	HOME	1- 0	0- 0	1- 0				
2- 2	0- 1	0- 0	AWAY	0- 1	0- 0	2- 0				
0- 0	0- 0	0- 0	NEUTRAL	0- 0	0- 0	0- 0				
9- 2	0- 0	0- 0	CONFERENCE	0- 1	1- 1	8- 0				
6- 0	0- 0	0- 0	HOME	0- 0	1- 0	5- 0				
3- 2	0- 0	0- 0	AWAY	0- 1	0- 1	3- 0				
0- 0	0- 0	0- 0	NEUTRAL	0- 0	0- 0	0- 0				

RPI 1-25				RPI 26-50				RPI 51-100				Team's RPI: 89		RPI 101+			
RPI	S	Opponent	Score	RPI	S	Opponent	Score	RPI	S	Opponent	Score			RPI	S	Opponent	Score
13	H	Louisville	72 91	39	H	Tulane	62 59	64	H	Central Mich.	79 69			121	A	Southern Miss.	61 81
17	A	Kentucky	48 61	41	H	Georgia Tech	60 61	69	A	Virginia	51 63			150	H	UTSA	77 63
25	H	Arizona St.	48 69	44	H	Ohio	52 73	82	A	Western Ky.	51 66			153	A	Missouri St.	71 52
														160	A	Louisiana Tech	79 65
														176	H	Rice	71 61
														201	H	North Texas	60 52
														204	A	UAB	64 61
														241	H	Austin Peay	82 51
														246	A	Marshall	72 63
														263	A	Tennessee Tech	73 62
														273	H	FIU	95 43
														289	H	UTEP	76 53
														330	H	Fla. Atlantic	87 69
LAST 12 Division I GAMES:																	
				289 H UTEP 76 53				82 A Western Ky. 51 66									
				150 H UTSA 77 63				246 A Marshall 72 63									
				160 A Louisiana Tech 79 65				201 H North Texas 60 52									
				121 A Southern Miss. 61 81				176 H Rice 71 61									
				330 H Fla. Atlantic 87 69				204 A UAB 64 61									
				273 H FIU 95 43				64 H Central Mich. 79 69									

Average RPI Win:	270	WON-LOST	WINNING	LAST 10	STRENGTH OF	OPP. STRENGTH	TEAM	ADJ.	CONF.	ADJ CONF.
Average RPI Loss:	103	RECORD	PCT. RANK	GAMES	SCHEDULE	OF SCHEDULE	RPI	RPI	RPI	RPI
DIV. I ONLY	15- 8	91	2- 2	317	179	173	173	20	20	
DIV. I NON-CONF.	8- 3	67	1- 0	334	133	166	166	20	20	
TOTALS	RPI 1-25	RPI 26-50	W-L RECORDS	RPI 51-100	RPI 101-150	RPI 150+				
15- 8	0- 0	0- 2	OVERALL	1- 2	1- 2	13- 2				
7- 3	0- 0	0- 0	HOME	1- 1	1- 1	5- 1				
7- 5	0- 0	0- 2	AWAY	0- 1	0- 1	7- 1				
1- 0	0- 0	0- 0	NEUTRAL	0- 0	0- 0	1- 0				
8- 3	0- 0	0- 1	NON-CONFERENCE	1- 2	0- 0	7- 0				
4- 1	0- 0	0- 0	HOME	1- 1	0- 0	3- 0				
3- 2	0- 0	0- 1	AWAY	0- 1	0- 0	3- 0				
1- 0	0- 0	0- 0	NEUTRAL	0- 0	0- 0	1- 0				
7- 5	0- 0	0- 1	CONFERENCE	0- 0	1- 2	6- 2				
3- 2	0- 0	0- 0	HOME	0- 0	1- 1	2- 1				
4- 3	0- 0	0- 1	AWAY	0- 0	0- 1	4- 1				
0- 0	0- 0	0- 0	NEUTRAL	0- 0	0- 0	0- 0				

RPI 1-25				RPI 26-50				RPI 51-100				RPI 101+				Team's RPI: 173	
RPI	S	Opponent	Score	RPI	S	Opponent	Score	RPI	S	Opponent	Score	RPI	S	Opponent	Score		
				33	A	Green Bay	47 89	51	H	Northwestern	63 65	140	H	Wright St.	51 69		
				43	A	Marquette	74 85	88	A	Northern Ill.	104 114	148	A	Detroit	63 77		
								94	H	Western Ill.	76 68	148	H	Detroit	81 69		
												161	A	Oakland	63 77		
												161	H	Oakland	73 75		
												194	A	Cleveland St.	80 78		
												205	H	Wisconsin	80 63		
												264	H	Northern Ky.	72 44		
												274	A	Vermont	68 44		
												281	H	North Dakota St.	79 74		
												314	A	Youngstown St.	78 74		
												317	A	Loyola Chicago	73 46		
												320	A	Valparaiso	85 74		
												321	A	Illinois St.	68 60		
												325	A	Ill.-Chicago	88 65		
												325	H	Ill.-Chicago	83 55		
												329	H	Chicago St.	71 49		
												333	N	LIU Brooklyn	88 50		
LAST 12 Division I GAMES:																	
				274	A	Vermont	68 44	325	H	Ill.-Chicago	83 55						
				161	A	Oakland	63 77	148	H	Detroit	81 69						
				148	A	Detroit	63 77	161	H	Oakland	73 75						
				314	A	Youngstown St.	78 74	320	A	Valparaiso	85 74						
				194	A	Cleveland St.	80 78	325	A	Ill.-Chicago	88 65						
				33	A	Green Bay	47 89	264	H	Northern Ky.	72 44						

Non-Div I Games:

Milwaukee

■ Loss, 
 ■ Non-Conf, 
 ■ S Site, 
 ■ H Home 
 ■ A Away 
 N Neutral

Average RPI Win:	136	WON-LOST	WINNING	LAST 10	STRENGTH OF	OPP. STRENGTH	TEAM	ADJ.	CONF.	ADJ CONF.
Average RPI Loss:	44	RECORD	PCT. RANK	GAMES	SCHEDULE	OF SCHEDULE	RPI	RPI	RPI	RPI
DIV. I ONLY	12- 12	169	3- 7	9	46	54	54	6	6	
DIV. I NON-CONF.	9- 4	85	1- 0	5	34	14	14	6	6	
TOTALS	RPI 1-25	RPI 26-50	W-L RECORDS	RPI 51-100	RPI 101-150	RPI 150+				
12- 12	0- 4	2- 4	OVERALL	1- 4	3- 0	6- 0				
9- 4	0- 2	2- 2	HOME	1- 0	2- 0	4- 0				
3- 6	0- 2	0- 2	AWAY	0- 2	1- 0	2- 0				
0- 2	0- 0	0- 0	NEUTRAL	0- 2	0- 0	0- 0				
9- 4	0- 2	2- 0	NON-CONFERENCE	1- 2	3- 0	3- 0				
7- 1	0- 1	2- 0	HOME	1- 0	2- 0	2- 0				
2- 1	0- 1	0- 0	AWAY	0- 0	1- 0	1- 0				
0- 2	0- 0	0- 0	NEUTRAL	0- 2	0- 0	0- 0				
3- 8	0- 2	0- 4	CONFERENCE	0- 2	0- 0	3- 0				
2- 3	0- 1	0- 2	HOME	0- 0	0- 0	2- 0				
1- 5	0- 1	0- 2	AWAY	0- 2	0- 0	1- 0				
0- 0	0- 0	0- 0	NEUTRAL	0- 0	0- 0	0- 0				

RPI 1-25				RPI 26-50				RPI 51-100 Team's RPI: 54				RPI 101+			
RPI	S	Opponent	Score	RPI	S	Opponent	Score	RPI	S	Opponent	Score	RPI	S	Opponent	Score
3	A	South Carolina	58 98	31	A	Ohio St.	62 87	52	A	Indiana	62 78	110	H	Kent St.	92 62
5	H	Florida St.	61 75	31	H	Ohio St.	76 88	79	H	Belmont	75 74	129	A	VCU	79 69
18	H	Maryland	72 83	35	H	Harvard	103 87	81	A	Penn St.	66 77	148	H	Detroit	111 91
24	A	Michigan	69 84	46	H	Georgetown	68 60	85	N	North Carolina	77 91	154	A	New Mexico	69 65
				47	H	Michigan St.	74 93	97	N	Georgia	58 70	168	H	Army West Point	70 52
				50	A	Iowa	65 80					181	H	Seton Hall	90 57
												182	A	Nebraska	79 69
												192	H	Illinois	78 50
												205	H	Wisconsin	88 60
LAST 12 Division I GAMES:															
81	A	Penn St.	66 77	24	A	Michigan	69 84								
182	A	Nebraska	79 69	205	H	Wisconsin	88 60								
47	H	Michigan St.	74 93	52	A	Indiana	62 78								
31	H	Ohio St.	76 88	18	H	Maryland	72 83								
50	A	Iowa	65 80	31	A	Ohio St.	62 87								
192	H	Illinois	78 50	110	H	Kent St.	92 62								

Non-Div I Games:

Minnesota

■ Loss, 
■ Non-Conf, S Site, 
■ Home 
■ Away 
N Neutral

Average RPI Win:	95	WON-LOST	WINNING	LAST 10	STRENGTH OF	OPP. STRENGTH	TEAM	ADJ.	CONF.	ADJ CONF.
Average RPI Loss:	3	RECORD	PCT. RANK	GAMES	SCHEDULE	OF SCHEDULE	RPI	RPI	RPI	RPI
DIV. I ONLY	23- 1	2	9- 1	25	6	4	4	2	2	
DIV. I NON-CONF.	14- 0	1	2- 0	72	14	4	4	2	2	
TOTALS	RPI 1-25	RPI 26-50	W-L RECORDS	RPI 51-100	RPI 101-150	RPI 150+				
23- 1	3- 1	6- 0	OVERALL	5- 0	5- 0	4- 0				
8- 0	2- 0	2- 0	HOME	2- 0	0- 0	2- 0				
10- 1	1- 1	2- 0	AWAY	2- 0	4- 0	1- 0				
5- 0	0- 0	2- 0	NEUTRAL	1- 0	1- 0	1- 0				
14- 0	1- 0	3- 0	NON-CONFERENCE	3- 0	3- 0	4- 0				
3- 0	1- 0	0- 0	HOME	0- 0	0- 0	2- 0				
6- 0	0- 0	1- 0	AWAY	2- 0	2- 0	1- 0				
5- 0	0- 0	2- 0	NEUTRAL	1- 0	1- 0	1- 0				
9- 1	2- 1	3- 0	CONFERENCE	2- 0	2- 0	0- 0				
5- 0	1- 0	2- 0	HOME	2- 0	0- 0	0- 0				
4- 1	1- 1	1- 0	AWAY	0- 0	2- 0	0- 0				
0- 0	0- 0	0- 0	NEUTRAL	0- 0	0- 0	0- 0				

RPI 1-25				Team's RPI: 4				RPI 26-50				RPI 51-100				RPI 101+			
RPI	S	Opponent	Score					RPI	S	Opponent	Score					RPI	S	Opponent	Score
3	A	South Carolina	61 64					26	H	LSU	74 48					66	N	Villanova	108 62
7	H	Texas	79 68					28	A	Auburn	77 47					72	A	Iowa St.	85 81
14	A	Tennessee	74 64					30	H	Missouri	70 53					74	A	Southern California	76 72
19	H	Texas A&M	71 61					37	N	Oregon	75 63					75	H	Florida	82 49
								39	N	Tulane	66 49					98	H	Ole Miss	73 62
								48	A	Little Rock	58 44								
LAST 12 Division I GAMES:																			
								30	H	Missouri	70 53					75	H	Florida	82 49
								28	A	Auburn	77 47					14	A	Tennessee	74 64
								19	H	Texas A&M	71 61					124	A	Arkansas	59 51
								3	A	South Carolina	61 64					26	H	LSU	74 48
								118	A	Alabama	67 54					299	H	Northwestern St.	106 30
								98	H	Ole Miss	73 62					210	H	Alabama St.	90 47

Non-Div I Games:

Mississippi St.

Average RPI Win:	304	WON-LOST	WINNING	LAST 10	STRENGTH OF	OPP. STRENGTH	TEAM	ADJ.	CONF.	ADJ CONF.
Average RPI Loss:	176	RECORD	PCT. RANK	GAMES	SCHEDULE	OF SCHEDULE	RPI	RPI	RPI	RPI
DIV. I ONLY	7- 13	250	5- 5	312	304	286	286	30	30	
DIV. I NON-CONF.	1- 8	314	0- 1	121	118	259	259	29	29	
TOTALS	RPI 1-25	RPI 26-50	W-L RECORDS	RPI 51-100	RPI 101-150	RPI 150+				
7- 13	0- 1	0- 0	OVERALL	0- 2	0- 2	7- 8				
3- 3	0- 0	0- 0	HOME	0- 1	0- 0	3- 2				
4- 10	0- 0	0- 0	AWAY	0- 0	0- 1	4- 1				
0- 0	0- 0	0- 0	NEUTRAL	0- 0	0- 0	0- 0				
1- 8	0- 1	0- 0	NON-CONFERENCE	0- 2	0- 2	1- 3				
0- 2	0- 0	0- 0	HOME	0- 1	0- 0	0- 1				
1- 6	0- 1	0- 0	AWAY	0- 1	0- 2	1- 2				
0- 0	0- 0	0- 0	NEUTRAL	0- 0	0- 0	0- 0				
6- 5	0- 0	0- 0	CONFERENCE	0- 0	0- 0	6- 5				
3- 1	0- 0	0- 0	HOME	0- 0	0- 0	3- 1				
3- 4	0- 0	0- 0	AWAY	0- 0	0- 0	3- 4				
0- 0	0- 0	0- 0	NEUTRAL	0- 0	0- 0	0- 0				

RPI 1-25			RPI 26-50			RPI 51-100			RPI 101+ Team's RPI: 286		
RPI	S	Opponent	Score	RPI	S	Opponent	Score	RPI	S	Opponent	Score
9	A	Baylor	36 101					91	H	Colorado	64 76
								98	A	Ole Miss	30 67
								118	A	Alabama	44 93
								121	A	Southern Miss.	55 83
								203	H	Texas Southern	75 74
								204	A	UAB	46 80
								205	A	Wisconsin	61 103
								210	A	Alabama St.	57 71
								210	H	Alabama St.	73 79
								229	A	Grambling	67 88
								236	A	Southern U.	44 51
								245	H	Murray St.	62 80
								288	H	Prairie View	64 55
								293	A	Ark.-Pine Bluff	73 63
								299	A	Northwestern St.	68 64
								307	A	Alcorn	49 69
								348	A	Jackson St.	62 57
								349	A	Alabama A&M	58 52
								349	H	Alabama A&M	60 58
LAST 12 Division I GAMES:											
210	A	Alabama St.	57 71	236	A	Southern U.	44 51				
349	A	Alabama A&M	58 52	307	A	Alcorn	49 69				
229	A	Grambling	67 88	210	H	Alabama St.	73 79				
348	A	Jackson St.	62 57	349	H	Alabama A&M	60 58				
203	H	Texas Southern	75 74	293	A	Ark.-Pine Bluff	73 63				
288	H	Prairie View	64 55	98	A	Ole Miss	30 67				

Non-Div I Games: Tougaloo 99 55 Blue Mountain 66 40

Mississippi Val.

Loss, Non-Conf, S Site, H Home A Away N Neutral

Average RPI Win:	125	WON-LOST	WINNING	LAST 10	STRENGTH OF	OPP. STRENGTH	TEAM	ADJ.	CONF.	ADJ CONF.
Average RPI Loss:	51	RECORD	PCT. RANK	GAMES	SCHEDULE	OF SCHEDULE	RPI	RPI	RPI	RPI
DIV. I ONLY	16- 8	81	6- 4	18	39	30	30	2	2	
DIV. I NON-CONF.	10- 4	80	1- 1	46	103	46	46	2	2	
TOTALS	RPI 1-25	RPI 26-50	W-L RECORDS	RPI 51-100	RPI 101-150	RPI 150+				
16- 8	3- 3	1- 2	OVERALL	2- 1	3- 2	7- 0				
12- 1	2- 0	1- 0	HOME	2- 0	1- 1	6- 0				
3- 6	0- 1	0- 0	AWAY	0- 0	2- 0	1- 0				
1- 1	1- 0	0- 1	NEUTRAL	0- 0	0- 0	0- 0				
10- 4	1- 1	0- 1	NON-CONFERENCE	1- 1	1- 1	7- 0				
8- 0	0- 0	0- 0	HOME	1- 0	1- 0	6- 0				
1- 3	0- 1	0- 0	AWAY	0- 1	0- 1	1- 0				
1- 1	1- 0	0- 1	NEUTRAL	0- 0	0- 0	0- 0				
6- 4	2- 2	1- 1	CONFERENCE	1- 0	2- 1	0- 0				
4- 1	2- 0	1- 0	HOME	1- 0	0- 1	0- 0				
2- 3	0- 2	0- 1	AWAY	0- 0	2- 0	0- 0				
0- 0	0- 0	0- 0	NEUTRAL	0- 0	0- 0	0- 0				

RPI 1-25				RPI 26-50				Team's RPI: 30	RPI 51-100				RPI 101+			
RPI	S	Opponent	Score	RPI	S	Opponent	Score		RPI	S	Opponent	Score	RPI	S	Opponent	Score
4	A	Mississippi St.	53 70	26	A	LSU	71 80		78	A	IUPUI	45 73	108	A	Vanderbilt	74 68
8	A	Washington	66 79	28	H	Auburn	68 53		94	H	Western Ill.	71 68	114	A	Saint Louis	61 72
17	A	Kentucky	62 64	41	N	Georgia Tech	70 72		97	H	Georgia	63 45	118	H	Alabama	58 59
17	H	Kentucky	73 67										124	A	Arkansas	60 46
19	H	Texas A&M	78 76										126	H	Abilene Christian	52 46
21	N	Creighton	72 63										153	H	Missouri St.	73 49
													157	H	UC Riverside	68 62
													182	A	Nebraska	55 35
													196	H	Wichita St.	64 57
													199	H	Indiana St.	77 48
													211	H	SIUE	72 60
													266	H	UT Martin	80 69
LAST 12 Division I GAMES:																
4	A	Mississippi St.	53 70	26	A	LSU	71 80		118	H	Alabama	58 59				
17	H	Kentucky	73 67						17	A	Kentucky	62 64				
28	H	Auburn	68 53						97	H	Georgia	63 45				
124	A	Arkansas	60 46						114	A	Saint Louis	61 72				
19	H	Texas A&M	78 76						157	H	UC Riverside	68 62				
108	A	Vanderbilt	74 68													

Non-Div I Games:

Missouri

■ Loss, 
■ Non-Conf, S Site, 
■ Home 
■ Away 
N Neutral

Average RPI Win:	215	WON-LOST	WINNING	LAST 10	STRENGTH OF	OPP. STRENGTH	TEAM	ADJ.	CONF.	ADJ CONF.
Average RPI Loss:	91	RECORD	PCT. RANK	GAMES	SCHEDULE	OF SCHEDULE	RPI	RPI	RPI	RPI
DIV. I ONLY	10- 10	169	7- 3	151	89	153	153	16	16	
DIV. I NON-CONF.	3- 7	250	1- 1	107	4	194	194	14	14	
TOTALS	RPI 1-25	RPI 26-50	W-L RECORDS	RPI 51-100	RPI 101-150	RPI 150+				
10- 10	0- 0	0- 3	OVERALL	0- 4	2- 1	8- 2				
4- 5	0- 0	0- 2	HOME	0- 2	1- 0	3- 1				
6- 4	0- 0	0- 1	AWAY	0- 1	1- 1	5- 1				
0- 1	0- 0	0- 0	NEUTRAL	0- 1	0- 0	0- 0				
3- 7	0- 0	0- 2	NON-CONFERENCE	0- 3	2- 1	1- 1				
2- 2	0- 0	0- 1	HOME	0- 1	1- 0	1- 0				
1- 4	0- 0	0- 1	AWAY	0- 1	1- 1	0- 1				
0- 1	0- 0	0- 0	NEUTRAL	0- 1	0- 0	0- 0				
7- 3	0- 0	0- 1	CONFERENCE	0- 1	0- 0	7- 1				
2- 3	0- 0	0- 1	HOME	0- 1	0- 0	2- 1				
5- 0	0- 0	0- 0	AWAY	0- 0	0- 0	5- 0				
0- 0	0- 0	0- 0	NEUTRAL	0- 0	0- 0	0- 0				

RPI 1-25				RPI 26-50				RPI 51-100				RPI 101+				Team's RPI: 153	
RPI	S	Opponent	Score	RPI	S	Opponent	Score	RPI	S	Opponent	Score	RPI	S	Opponent	Score		
				30	A	Missouri	49 73	51	A	Northwestern	52 75	124	H	Arkansas	64 62		
				32	H	Drake	64 90	56	H	UNI	54 61	134	A	Oral Roberts	56 78		
				48	H	Little Rock	47 58	74	N	Southern California	67 89	149	A	Kansas	87 64		
								89	H	Middle Tenn.	52 71	165	A	Memphis	60 69		
												179	A	Southern Ill.	78 60		
												196	A	Wichita St.	65 60		
												196	H	Wichita St.	73 62		
												199	A	Indiana St.	49 46		
												201	H	North Texas	63 54		
												228	H	Bradley	73 75		
												272	A	Evansville	77 41		
												317	A	Loyola Chicago	60 32		
												321	H	Illinois St.	65 60		
LAST 12 Division I GAMES:																	
				196	A	Wichita St.	65 60	272	A	Evansville	77 41						
				199	A	Indiana St.	49 46	196	H	Wichita St.	73 62						
				317	A	Loyola Chicago	60 32	32	H	Drake	64 90						
				228	H	Bradley	73 75	56	H	UNI	54 61						
				321	H	Illinois St.	65 60	89	H	Middle Tenn.	52 71						
				179	A	Southern Ill.	78 60	201	H	North Texas	63 54						

Non-Div I Games: Alas. Anchorage 65 58

Missouri St.

Average RPI Win: <b>236</b>	WON-LOST	WINNING	LAST 10	STRENGTH OF	OPP. STRENGTH	TEAM	ADJ.	CONF.	ADJ CONF.
Average RPI Loss: <b>178</b>	RECORD	PCT. RANK	GAMES	SCHEDULE	OF SCHEDULE	RPI	RPI	RPI	RPI
DIV. I ONLY	10- 12	201	4- 6	265	246	226	226	17	17
DIV. I NON-CONF.	5- 4	143	0- 1	311	333	215	215	17	17
TOTALS	RPI 1-25	RPI 26-50	W-L RECORDS	RPI 51-100	RPI 101-150	RPI 150+			
10- 12	0- 0	1- 1	OVERALL	0- 0	0- 3	9- 8			
5- 5	0- 0	1- 0	HOME	0- 0	0- 2	4- 3			
5- 6	0- 0	0- 1	AWAY	0- 0	0- 0	5- 1			
0- 1	0- 0	0- 0	NEUTRAL	0- 0	0- 0	0- 1			
5- 4	0- 0	0- 0	NON-CONFERENCE	0- 0	0- 1	5- 3			
1- 2	0- 0	0- 0	HOME	0- 0	0- 1	1- 1			
4- 1	0- 0	0- 0	AWAY	0- 0	0- 0	4- 1			
0- 1	0- 0	0- 0	NEUTRAL	0- 0	0- 0	0- 1			
5- 8	0- 0	1- 1	CONFERENCE	0- 0	0- 2	4- 5			
4- 3	0- 0	1- 0	HOME	0- 0	0- 1	3- 2			
1- 5	0- 0	0- 1	AWAY	0- 0	0- 1	1- 3			
0- 0	0- 0	0- 0	NEUTRAL	0- 0	0- 0	0- 0			

RPI S	Opponent	Score	RPI S	Opponent	Score	RPI S	Opponent	Score	RPI S	Opponent	Score	Team's RPI: 226
49	A Quinnipiac	54 <b>74</b>	49	H Quinnipiac	61 58				113	H Clemson	47 <b>60</b>	
									127	H Rider	69 <b>71</b>	
									147	A Iona	54 <b>60</b>	
									167	N Hartford	72 <b>75</b>	
									169	H Providence	58 <b>62</b>	
									178	A Fairfield	60 53	
									178	H Fairfield	68 <b>71</b>	
									200	A Siena	76 <b>85</b>	
									200	H Siena	86 <b>91</b>	
									207	A Sacred Heart	65 54	
									214	A Robert Morris	69 56	
									219	A Niagara	45 <b>66</b>	
									235	H Marist	79 69	
									244	A Canisius	54 <b>74</b>	
									244	H Canisius	55 53	
									271	A Eastern Mich.	75 68	
									304	A Lehigh	73 62	
									309	H Saint Peter's	76 59	
									322	A St. Francis Brooklyn	78 <b>87</b>	
									346	H Fairleigh Dickinson	72 63	
LAST 12 Division I GAMES:												
49	A Quinnipiac	54 <b>74</b>	244	H Canisius	55 53							
127	H Rider	69 <b>71</b>	200	A Siena	76 <b>85</b>							
200	H Siena	86 <b>91</b>	309	H Saint Peter's	76 59							
178	A Fairfield	60 53	178	H Fairfield	68 <b>71</b>							
147	A Iona	54 <b>60</b>	235	H Marist	79 69							
49	H Quinnipiac	61 58	169	H Providence	58 <b>62</b>							

Non-Div I Games:

Monmouth

■ Loss, 
 ■ Non-Conf, 
 S Site, 
 ■ Home 
 ■ Away 
 N Neutral



Average RPI Win:	334	WON-LOST	WINNING	LAST 10	STRENGTH OF	OPP. STRENGTH	TEAM	ADJ.	CONF.	ADJ CONF.
Average RPI Loss:	168	RECORD	PCT. RANK	GAMES	SCHEDULE	OF SCHEDULE	RPI	RPI	RPI	RPI
DIV. I ONLY	1- 19	346	0- 10	142	306	328	328	19	19	
DIV. I NON-CONF.	1- 8	314	0- 1	182	331	331	331	18	18	
TOTALS	RPI 1-25	RPI 26-50	W-L RECORDS	RPI 51-100	RPI 101-150	RPI 150+				
1- 19	0- 0	0- 1	OVERALL	0- 2	0- 8	1- 8				
1- 8	0- 0	0- 0	HOME	0- 2	0- 3	1- 3				
0- 9	0- 0	0- 0	AWAY	0- 0	0- 5	0- 4				
0- 2	0- 0	0- 1	NEUTRAL	0- 0	0- 0	0- 1				
1- 8	0- 0	0- 1	NON-CONFERENCE	0- 1	0- 2	1- 4				
1- 3	0- 0	0- 0	HOME	0- 1	0- 1	1- 1				
0- 3	0- 0	0- 0	AWAY	0- 0	0- 1	0- 2				
0- 2	0- 0	0- 1	NEUTRAL	0- 0	0- 0	0- 1				
0- 11	0- 0	0- 0	CONFERENCE	0- 1	0- 6	0- 4				
0- 5	0- 0	0- 0	HOME	0- 1	0- 2	0- 2				
0- 6	0- 0	0- 0	AWAY	0- 0	0- 4	0- 2				
0- 0	0- 0	0- 0	NEUTRAL	0- 0	0- 0	0- 0				

RPI S	Opponent	Score	RPI S	Opponent	Score	RPI S	Opponent	Score	RPI S	Opponent	Score	Team's RPI: 328
38 N	South Dakota St.	43 84	61 H	Montana St.	69 75	105 H	Wyoming	42 67	107 A	SFA	46 54	
			73 H	Colorado St.	49 63	112 A	Northern Colo.	46 65	138 A	North Dakota	63 73	
						142 A	Idaho	50 75	142 H	Idaho	59 86	
						143 A	Eastern Wash.	57 64	143 H	Eastern Wash.	46 60	
						187 H	Utah St.	47 65	190 A	Idaho St.	43 61	
						215 A	Seattle U	44 60	227 A	Weber St.	58 74	
						257 H	Portland St.	44 64	279 H	Sacramento St.	60 73	
						298 N	Massachusetts	58 59	334 H	Incarinate Word	61 56	
						338 A	Cal St. Fullerton	56 72				
LAST 12 Division I GAMES:												
61 H	Montana St.	69 75	112 A	Northern Colo.	46 65							
142 A	Idaho	50 75	143 H	Eastern Wash.	46 60							
143 A	Eastern Wash.	57 64	142 H	Idaho	59 86							
279 H	Sacramento St.	60 73	227 A	Weber St.	58 74							
257 H	Portland St.	44 64	190 A	Idaho St.	43 61							
138 A	North Dakota	63 73	73 H	Colorado St.	49 63							

Non-Div I Games: Rocky Mountain 64 56 Great Falls 66 55

Montana

Loss, Non-Conf, S Site, H Home A Away N Neutral

Average RPI Win:	209	WON-LOST	WINNING	LAST 10	STRENGTH OF	OPP. STRENGTH	TEAM	ADJ.	CONF.	ADJ CONF.
Average RPI Loss:	131	RECORD	PCT. RANK	GAMES	SCHEDULE	OF SCHEDULE	RPI	RPI	RPI	RPI
DIV. I ONLY	14- 5	51	8- 2	194	213	61	61	19	19	
DIV. I NON-CONF.	5- 3	121	1- 0	271	98	116	116	18	18	
TOTALS	RPI 1-25	RPI 26-50	W-L RECORDS	RPI 51-100	RPI 101-150	RPI 150+				
14- 5	0- 0	0- 0	OVERALL	0- 2	5- 1	9- 2				
6- 0	0- 0	0- 0	HOME	0- 0	2- 0	4- 0				
7- 5	0- 0	0- 0	AWAY	0- 2	3- 1	4- 2				
1- 0	0- 0	0- 0	NEUTRAL	0- 0	0- 0	1- 0				
5- 3	0- 0	0- 0	NON-CONFERENCE	0- 2	0- 0	5- 1				
2- 0	0- 0	0- 0	HOME	0- 0	0- 0	2- 0				
2- 3	0- 0	0- 0	AWAY	0- 2	0- 0	2- 1				
1- 0	0- 0	0- 0	NEUTRAL	0- 0	0- 0	1- 0				
9- 2	0- 0	0- 0	CONFERENCE	0- 0	5- 1	4- 1				
4- 0	0- 0	0- 0	HOME	0- 0	2- 0	2- 0				
5- 2	0- 0	0- 0	AWAY	0- 0	3- 1	2- 1				
0- 0	0- 0	0- 0	NEUTRAL	0- 0	0- 0	0- 0				

RPI 1-25			RPI 26-50			RPI 51-100			Team's RPI: 61	RPI 101+		
RPI	S	Opponent	Score	RPI	S	Opponent	Score	RPI	S	Opponent	Score	
						67	A Utah	64	74	112	A Northern Colo.	58 66
						100	A UC Davis	62	70	138	A North Dakota	74 71
										142	A Idaho	66 61
										142	H Idaho	80 64
										143	A Eastern Wash.	72 61
										143	H Eastern Wash.	88 83
										158	N Santa Clara	77 50
										187	A Utah St.	56 64
										190	A Idaho St.	59 67
										208	A Pacific	72 66
										215	H Seattle U	75 56
										227	A Weber St.	83 68
										257	H Portland St.	83 76
										270	H Cal Poly	71 52
										278	A Portland	70 66
										279	H Sacramento St.	84 80
										328	A Montana	75 69
LAST 12 Division I GAMES:												
328	A	Montana	75 69	138	A	North Dakota	74 71					
143	A	Eastern Wash.	72 61	142	H	Idaho	80 64					
142	A	Idaho	66 61	143	H	Eastern Wash.	88 83					
257	H	Portland St.	83 76	190	A	Idaho St.	59 67					
279	H	Sacramento St.	84 80	227	A	Weber St.	83 68					
112	A	Northern Colo.	58 66	270	H	Cal Poly	71 52					

Non-Div I Games: Carroll (MT) 75 44 Great Falls 75 42

Montana St.

Average RPI Win:	274	WON-LOST	WINNING	LAST 10	STRENGTH OF	OPP. STRENGTH	TEAM	ADJ.	CONF.	ADJ CONF.
Average RPI Loss:	159	RECORD	PCT. RANK	GAMES	SCHEDULE	OF SCHEDULE	RPI	RPI	RPI	RPI
DIV. I ONLY	16- 6	52	7- 3	340	229	188	188	26	26	
DIV. I NON-CONF.	8- 3	67	1- 0	349	136	210	210	26	26	
TOTALS	RPI 1-25	RPI 26-50	W-L RECORDS	RPI 51-100	RPI 101-150	RPI 150+				
16- 6	0- 1	0- 0	OVERALL	0- 2	0- 0	16- 3				
10- 2	0- 0	0- 0	HOME	0- 1	0- 0	10- 1				
6- 4	0- 1	0- 0	AWAY	0- 1	0- 0	6- 2				
0- 0	0- 0	0- 0	NEUTRAL	0- 0	0- 0	0- 0				
8- 3	0- 1	0- 0	NON-CONFERENCE	0- 1	0- 0	8- 1				
5- 1	0- 0	0- 0	HOME	0- 0	0- 0	5- 1				
3- 2	0- 1	0- 0	AWAY	0- 1	0- 0	3- 0				
0- 0	0- 0	0- 0	NEUTRAL	0- 0	0- 0	0- 0				
8- 3	0- 0	0- 0	CONFERENCE	0- 1	0- 0	8- 2				
5- 1	0- 0	0- 0	HOME	0- 1	0- 0	5- 0				
3- 2	0- 0	0- 0	AWAY	0- 0	0- 0	3- 2				
0- 0	0- 0	0- 0	NEUTRAL	0- 0	0- 0	0- 0				

RPI 1-25				RPI 26-50				RPI 51-100				RPI 101+ Team's RPI: 188			
RPI	S	Opponent	Score	RPI	S	Opponent	Score	RPI	S	Opponent	Score	RPI	S	Opponent	Score
17	A	Kentucky	47 74					59	A	West Virginia	53 94	211	H	SIUE	69 66
								79	H	Belmont	59 91	216	H	Miami (OH)	77 43
												241	A	Austin Peay	81 71
												244	H	Canisius	77 68
												245	H	Murray St.	73 59
												253	A	Jacksonville St.	68 69
												262	A	Tennessee St.	66 69
												263	H	Tennessee Tech	79 65
												266	A	UT Martin	89 68
												271	H	Eastern Mich.	78 73
												275	A	North Florida	84 65
												280	A	Southeast Mo. St.	82 72
												282	A	Kennesaw St.	71 50
												283	H	Georgia St.	50 68
												302	H	Eastern Ill.	66 62
												303	H	Lipscomb	73 53
												312	H	Eastern Ky.	80 54
												329	H	Chicago St.	63 55
												341	A	Florida A&M	53 48
LAST 12 Division I GAMES:															
280	A	Southeast Mo. St.	82 72	262	A	Tennessee St.	66 69								
245	H	Murray St.	73 59	211	H	SIUE	69 66								
253	A	Jacksonville St.	68 69	302	H	Eastern Ill.	66 62								
263	H	Tennessee Tech	79 65	266	A	UT Martin	89 68								
312	H	Eastern Ky.	80 54	241	A	Austin Peay	81 71								
79	H	Belmont	59 91	244	H	Canisius	77 68								

Non-Div I Games: Ky. Christian 100 52 Alice Lloyd 92 42

Morehead St.

Loss, Non-Conf, S Site, H Home A Away N Neutral

Average RPI Win:	287	WON-LOST	WINNING	LAST 10	STRENGTH OF	OPP. STRENGTH	TEAM	ADJ.	CONF.	ADJ CONF.
Average RPI Loss:	255	RECORD	PCT. RANK	GAMES	SCHEDULE	OF SCHEDULE	RPI	RPI	RPI	RPI
DIV. I ONLY	2- 19	338	1- 9	328	349	347	347	32	32	
DIV. I NON-CONF.	1- 11	330	0- 3	204	348	328	328	31	31	
TOTALS	RPI 1-25	RPI 26-50	W-L RECORDS	RPI 51-100	RPI 101-150	RPI 150+				
2- 19	0- 0	0- 0	OVERALL	0- 1	0- 1	2- 17				
1- 5	0- 0	0- 0	HOME	0- 0	0- 0	1- 5				
1- 11	0- 0	0- 0	AWAY	0- 1	0- 1	1- 9				
0- 3	0- 0	0- 0	NEUTRAL	0- 0	0- 0	0- 3				
1- 11	0- 0	0- 0	NON-CONFERENCE	0- 1	0- 1	1- 9				
0- 2	0- 0	0- 0	HOME	0- 0	0- 0	0- 2				
1- 6	0- 0	0- 0	AWAY	0- 1	0- 1	1- 4				
0- 3	0- 0	0- 0	NEUTRAL	0- 0	0- 0	0- 3				
1- 8	0- 0	0- 0	CONFERENCE	0- 0	0- 0	1- 8				
1- 3	0- 0	0- 0	HOME	0- 0	0- 0	1- 3				
0- 5	0- 0	0- 0	AWAY	0- 0	0- 0	0- 5				
0- 0	0- 0	0- 0	NEUTRAL	0- 0	0- 0	0- 0				

RPI S	Opponent	Score	RPI S	Opponent	Score	RPI S	Opponent	Score	RPI S	Opponent	Score	Team's RPI: 347
						57 A	Dayton	42 61	114 A	Saint Louis	43 71	
									159 H	Brown	51 68	
									214 H	Robert Morris	44 58	
									220 N	Campbell	51 62	
									230 A	UMBC	69 61	
									233 A	Richmond	37 54	
									246 A	Marshall	43 62	
									247 A	Bethune-Cookman	48 50	
									260 A	Savannah St.	62 66	
									269 H	Norfolk St.	47 56	
									277 H	N.C. A&T	62 67	
									293 N	Ark.-Pine Bluff	44 53	
									294 A	Coppin St.	45 61	
									310 A	UMKC	56 64	
									312 N	Eastern Ky.	58 66	
									319 A	Mt. St. Mary's	50 65	
									339 A	South Carolina St.	46 50	
									341 A	Florida A&M	48 51	
									341 H	Florida A&M	26 61	
									344 H	N.C. Central	44 42	
LAST 12 Division I GAMES:												
344 H	N.C. Central	44 42	341 A	Florida A&M	48 51							
341 H	Florida A&M	26 61	247 A	Bethune-Cookman	48 50							
294 A	Coppin St.	45 61	269 H	Norfolk St.	47 56							
339 A	South Carolina St.	46 50	159 H	Brown	51 68							
260 A	Savannah St.	62 66	233 A	Richmond	37 54							
277 H	N.C. A&T	62 67	293 N	Ark.-Pine Bluff	44 53							

Non-Div I Games: Washington Adventis79 28

Morgan St.

Average RPI Win:	308	WON-LOST	WINNING	LAST 10	STRENGTH OF	OPP. STRENGTH	TEAM	ADJ.	CONF.	ADJ CONF.
Average RPI Loss:	209	RECORD	PCT. RANK	GAMES	SCHEDULE	OF SCHEDULE	RPI	RPI	RPI	RPI
DIV. I ONLY	8- 15	256	5- 5	306	340	319	319	31	31	
DIV. I NON-CONF.	2- 9	293	0- 0	247	289	329	329	32	32	
TOTALS	RPI 1-25	RPI 26-50	W-L RECORDS	RPI 51-100	RPI 101-150	RPI 150+				
8- 15	0- 1	0- 0	OVERALL	0- 1	0- 2	8- 11				
7- 5	0- 0	0- 0	HOME	0- 0	0- 0	7- 5				
1- 10	0- 1	0- 0	AWAY	0- 1	0- 2	1- 6				
0- 0	0- 0	0- 0	NEUTRAL	0- 0	0- 0	0- 0				
2- 9	0- 1	0- 0	NON-CONFERENCE	0- 1	0- 2	2- 5				
2- 3	0- 0	0- 0	HOME	0- 0	0- 0	2- 3				
0- 6	0- 1	0- 0	AWAY	0- 1	0- 2	0- 2				
0- 0	0- 0	0- 0	NEUTRAL	0- 0	0- 0	0- 0				
6- 6	0- 0	0- 0	CONFERENCE	0- 0	0- 0	6- 6				
5- 2	0- 0	0- 0	HOME	0- 0	0- 0	5- 2				
1- 4	0- 0	0- 0	AWAY	0- 0	0- 0	1- 4				
0- 0	0- 0	0- 0	NEUTRAL	0- 0	0- 0	0- 0				

RPI 1-25				RPI 26-50				RPI 51-100				RPI 101+ Team's RPI: 319			
RPI	S	Opponent	Score	RPI	S	Opponent	Score	RPI	S	Opponent	Score	RPI	S	Opponent	Score
18	A	Maryland	42 106					59	A	West Virginia	45 77	133	A	William & Mary	46 68
												141	A	Pittsburgh	54 89
												178	H	Fairfield	57 70
												207	A	Sacred Heart	45 49
												207	H	Sacred Heart	61 59
												212	H	Saint Francis (PA)	88 97
												214	H	Robert Morris	44 50
												238	H	UMES	52 63
												242	A	Loyola Maryland	53 58
												256	A	Howard	62 95
												294	H	Coppin St.	54 48
												300	A	Bryant	62 78
												300	H	Bryant	61 53
												304	H	Lehigh	57 74
												305	A	Central Conn. St.	58 68
												305	H	Central Conn. St.	81 66
												322	A	St. Francis Brooklyn	62 44
												333	A	LIU Brooklyn	60 63
												343	H	Wagner	66 47
												346	H	Fairleigh Dickinson	61 50
												347	H	Morgan St.	65 50
LAST 12 Division I GAMES:															
300	H	Bryant	61 53	346	H	Fairleigh Dickinson	61 50	212	H	Saint Francis (PA)	88 97				
305	H	Central Conn. St.	81 66	305	A	Central Conn. St.	58 68	300	A	Bryant	62 78				
207	H	Sacred Heart	61 59	343	H	Wagner	66 47								
214	H	Robert Morris	44 50	333	A	LIU Brooklyn	60 63								
207	A	Sacred Heart	45 49												
322	A	St. Francis Brooklyn	62 44												

Non-Div I Games:

Mt. St. Mary's

Average RPI Win:	284	WON-LOST	WINNING	LAST 10	STRENGTH OF	OPP. STRENGTH	TEAM	ADJ.	CONF.	ADJ CONF.
Average RPI Loss:	193	RECORD	PCT. RANK	GAMES	SCHEDULE	OF SCHEDULE	RPI	RPI	RPI	RPI
DIV. I ONLY	11- 11	169	4- 6	320	314	245	245	26	26	
DIV. I NON-CONF.	6- 5	148	1- 0	332	311	246	246	26	26	
TOTALS	RPI 1-25	RPI 26-50	W-L RECORDS	RPI 51-100	RPI 101-150	RPI 150+				
11- 11	0- 0	0- 1	OVERALL	0- 1	0- 1	11- 8				
6- 3	0- 0	0- 0	HOME	0- 1	0- 0	6- 2				
4- 7	0- 0	0- 1	AWAY	0- 0	0- 0	4- 6				
1- 1	0- 0	0- 0	NEUTRAL	0- 0	0- 1	1- 0				
6- 5	0- 0	0- 1	NON-CONFERENCE	0- 0	0- 1	6- 3				
3- 1	0- 0	0- 0	HOME	0- 0	0- 0	3- 1				
2- 3	0- 0	0- 1	AWAY	0- 0	0- 0	2- 2				
1- 1	0- 0	0- 0	NEUTRAL	0- 0	0- 1	1- 0				
5- 6	0- 0	0- 0	CONFERENCE	0- 1	0- 0	5- 5				
3- 2	0- 0	0- 0	HOME	0- 1	0- 0	3- 1				
2- 4	0- 0	0- 0	AWAY	0- 0	0- 0	2- 4				
0- 0	0- 0	0- 0	NEUTRAL	0- 0	0- 0	0- 0				

RPI 1-25			RPI 26-50			RPI 51-100			RPI 101+			Team's RPI: 245
RPI	S	Opponent	Score	RPI	S	Opponent	Score	RPI	S	Opponent	Score	
				44	A	Ohio	70 79	79	H	Belmont	69 87	
								126	N	Abilene Christian	57 81	
								179	A	Southern Ill.	63 70	
								186	A	ETSU	60 79	
								188	A	Morehead St.	59 73	
								211	A	SIUE	84 77	
								241	A	Austin Peay	63 75	
								252	H	UNCG	81 70	
								253	A	Jacksonville St.	71 64	
								262	H	Tennessee St.	80 72	
								263	A	Tennessee Tech	54 72	
								264	A	Northern Ky.	72 69	
								266	H	UT Martin	70 90	
								272	H	Evansville	77 82	
								280	A	Southeast Mo. St.	70 79	
								286	A	Mississippi Val.	80 62	
								302	H	Eastern Ill.	92 74	
								303	H	Lipscomb	79 59	
								312	H	Eastern Ky.	70 64	
								334	N	Incarnate Word	72 68	
								349	H	Alabama A&M	81 49	
LAST 12 Division I GAMES:												
				312	H	Eastern Ky.	70 64	211	A	SIUE	84 77	
				79	H	Belmont	69 87	302	H	Eastern Ill.	92 74	
				188	A	Morehead St.	59 73	263	A	Tennessee Tech	54 72	
				266	H	UT Martin	70 90	253	A	Jacksonville St.	71 64	
				280	A	Southeast Mo. St.	70 79	262	H	Tennessee St.	80 72	
				241	A	Austin Peay	63 75	286	A	Mississippi Val.	80 62	

Non-Div I Games: Eureka 101 59 MacMurray 93 37

Murray St.

Loss, Non-Conf, S Site, H Home A Away N Neutral

Average RPI Win:	278	WON-LOST	WINNING	LAST 10	STRENGTH OF	OPP. STRENGTH	TEAM	ADJ.	CONF.	ADJ CONF.
Average RPI Loss:	157	RECORD	PCT. RANK	GAMES	SCHEDULE	OF SCHEDULE	RPI	RPI	RPI	RPI
DIV. I ONLY	7- 13	250	5- 4	257	273	277	277	32	32	
DIV. I NON-CONF.	2- 9	293	1- 1	65	87	250	250	31	31	
TOTALS	RPI 1-25	RPI 26-50	W-L RECORDS	RPI 51-100	RPI 101-150	RPI 150+				
7- 13	0- 1	1- 1	OVERALL	0- 3	0- 1	6- 7				
4- 3	0- 1	1- 1	HOME	0- 0	0- 0	3- 1				
3- 6	0- 0	0- 0	AWAY	0- 1	0- 0	3- 5				
0- 4	0- 0	0- 0	NEUTRAL	0- 2	0- 1	0- 1				
2- 9	0- 1	1- 1	NON-CONFERENCE	0- 3	0- 1	1- 3				
2- 2	0- 1	1- 1	HOME	0- 0	0- 0	1- 0				
0- 3	0- 0	0- 0	AWAY	0- 1	0- 0	0- 2				
0- 4	0- 0	0- 0	NEUTRAL	0- 2	0- 1	0- 1				
5- 4	0- 0	0- 0	CONFERENCE	0- 0	0- 0	5- 4				
2- 1	0- 0	0- 0	HOME	0- 0	0- 0	2- 1				
3- 3	0- 0	0- 0	AWAY	0- 0	0- 0	3- 3				
0- 0	0- 0	0- 0	NEUTRAL	0- 0	0- 0	0- 0				

RPI 1-25				RPI 26-50				RPI 51-100				RPI 101+ Team's RPI: 277			
RPI	S	Opponent	Score	RPI	S	Opponent	Score	RPI	S	Opponent	Score	RPI	S	Opponent	Score
11	H	UCLA	42 83	28	H	Auburn	36 68	59	N	West Virginia	64 80	137	N	Ball St.	57 76
				44	H	Ohio	63 57	75	N	Florida	38 67	156	A	Hampton	57 64
								93	A	FGCU	41 67	185	A	Appalachian St.	58 71
												235	N	Marist	64 69
												238	H	UMES	57 60
												256	H	Howard	63 55
												258	A	Ga. Southern	50 65
												266	H	UT Martin	74 59
												269	A	Norfolk St.	53 69
												294	A	Coppin St.	57 65
												344	A	N.C. Central	62 38
												345	A	Delaware St.	68 60
												345	H	Delaware St.	83 44
												347	A	Morgan St.	67 62
LAST 12 Division I GAMES:															
345	A	Delaware St.	68 60	238	H	UMES	57 60								
269	A	Norfolk St.	53 69	345	H	Delaware St.	83 44								
344	A	N.C. Central	62 38	156	A	Hampton	57 64								
256	H	Howard	63 55	44	H	Ohio	63 57								
347	A	Morgan St.	67 62	11	H	UCLA	42 83								
294	A	Coppin St.	57 65	93	A	FGCU	41 67								

Non-Div I Games: Francis Marion 72 65 Slippery Rock 70 59

N.C. A&amp;T

Loss, Non-Conf, S Site, H Home A Away N Neutral

Average RPI Win:	<b>292</b>	WON-LOST	WINNING	LAST 10	STRENGTH OF	OPP. STRENGTH	TEAM	ADJ.	CONF.	ADJ CONF.
Average RPI Loss:	<b>229</b>	RECORD	PCT. RANK	GAMES	SCHEDULE	OF SCHEDULE	RPI	RPI	RPI	RPI
DIV. I ONLY	<b>3- 16</b>	<b>325</b>	<b>3- 7</b>	<b>331</b>	<b>337</b>	<b>344</b>	<b>344</b>	<b>32</b>	<b>32</b>	
DIV. I NON-CONF.	<b>0- 10</b>	<b>335</b>	<b>0- 3</b>	<b>225</b>	<b>302</b>	<b>345</b>	<b>345</b>	<b>31</b>	<b>31</b>	
TOTALS	RPI 1-25	RPI 26-50	W-L RECORDS	RPI 51-100	RPI 101-150	RPI 150+				
3- 16	0- 0	0- 1	OVERALL	0- 1	0- 1	3- 13				
2- 6	0- 0	0- 0	HOME	0- 0	0- 0	2- 6				
1- 10	0- 0	0- 1	AWAY	0- 1	0- 1	1- 7				
0- 0	0- 0	0- 0	NEUTRAL	0- 0	0- 0	0- 0				
0- 10	0- 0	0- 1	NON-CONFERENCE	0- 1	0- 1	0- 7				
0- 4	0- 0	0- 0	HOME	0- 0	0- 0	0- 4				
0- 6	0- 0	0- 1	AWAY	0- 1	0- 1	0- 3				
0- 0	0- 0	0- 0	NEUTRAL	0- 0	0- 0	0- 0				
3- 6	0- 0	0- 0	CONFERENCE	0- 0	0- 0	3- 6				
2- 2	0- 0	0- 0	HOME	0- 0	0- 0	2- 2				
1- 4	0- 0	0- 0	AWAY	0- 0	0- 0	1- 4				
0- 0	0- 0	0- 0	NEUTRAL	0- 0	0- 0	0- 0				

RPI 1-25	RPI 26-50	RPI 51-100	RPI 101+ Team's RPI: 344
RPI S Opponent Score	RPI S Opponent Score	RPI S Opponent Score	RPI S Opponent Score
	36  North Carolina St. 33  83	99  Purdue 27  61	132  Old Dominion 52  83
			156  Hampton 36  60
			220  Campbell 30  61
			222  Presbyterian 63  72
			234  Wofford 54  64
			238  UMES 68 59
			239  Coastal Caro. 50  66
			252  UNCG 51  64
			255  Furman 40  60
			256  Howard 50  73
			269  Norfolk St. 40  71
			277  N.C. A&T 38  62
			294  Coppin St. 58 46
			318  USC Upstate 58  68
			345  Delaware St. 51  55
			345  Delaware St. 68 63
			347  Morgan St. 42  44
LAST 12 Division I GAMES:			
	294  Coppin St. 58 46	269  Norfolk St. 40  71	
	347  Morgan St. 42  44	345  Delaware St. 68 63	
	345  Delaware St. 51  55	238  UMES 68 59	
	277  N.C. A&T 38  62	318  USC Upstate 58  68	
	256  Howard 50  73	255  Furman 40  60	
	156  Hampton 36  60	222  Presbyterian 63  72	

Non-Div I Games: Johnson & Wales (NC75 38 Pfeiffer 47 50

N.C. Central

Loss, Non-Conf, S Site, H Home A Away N Neutral



Average RPI Win:	311	WON-LOST	WINNING	LAST 10	STRENGTH OF	OPP. STRENGTH	TEAM	ADJ.	CONF.	ADJ CONF.
Average RPI Loss:	190	RECORD	PCT. RANK	GAMES	SCHEDULE	OF SCHEDULE	RPI	RPI	RPI	RPI
DIV. I ONLY	8- 14	244	3- 7	338	270	315	315	24	24	
DIV. I NON-CONF.	5- 8	218	1- 1	339	324	310	310	23	23	
TOTALS	RPI 1-25	RPI 26-50	W-L RECORDS	RPI 51-100	RPI 101-150	RPI 150+				
8- 14	0- 0	0- 1	OVERALL	0- 3	0- 3	8- 7				
4- 5	0- 0	0- 0	HOME	0- 1	0- 1	4- 3				
3- 9	0- 0	0- 1	AWAY	0- 2	0- 2	3- 4				
1- 0	0- 0	0- 0	NEUTRAL	0- 0	0- 0	1- 0				
5- 8	0- 0	0- 1	NON-CONFERENCE	0- 1	0- 2	5- 4				
2- 3	0- 0	0- 0	HOME	0- 0	0- 1	2- 2				
2- 5	0- 0	0- 1	AWAY	0- 1	0- 1	2- 2				
1- 0	0- 0	0- 0	NEUTRAL	0- 0	0- 0	1- 0				
3- 6	0- 0	0- 0	CONFERENCE	0- 2	0- 1	3- 3				
2- 2	0- 0	0- 0	HOME	0- 1	0- 0	2- 1				
1- 4	0- 0	0- 0	AWAY	0- 1	0- 1	1- 2				
0- 0	0- 0	0- 0	NEUTRAL	0- 0	0- 0	0- 0				

RPI S	Opponent	Score	RPI S	Opponent	Score	RPI S	Opponent	Score	RPI S	Opponent	Score	Team's RPI: 315
35	A Harvard	38 59	65	A Bucknell	36 67	111	A Saint Joseph's	36 75	117	A Stetson	43 77	
			83	H Jacksonville	56 75	144	H Columbia	51 65	206	H Binghamton	44 68	
			93	A FGCU	53 73	256	H Howard	70 55	274	A Vermont	42 64	
						275	H North Florida	64 62	282	A Kennesaw St.	64 75	
						282	H Kennesaw St.	56 66	303	A Lipscomb	76 53	
						303	H Lipscomb	76 68	304	A Lehigh	52 84	
						318	A USC Upstate	58 75	329	A Chicago St.	57 42	
						333	N LIU Brooklyn	50 48	343	H Wagner	68 45	
						345	A Delaware St.	57 43	346	H Fairleigh Dickinson	61 66	
LAST 12 Division I GAMES:												
282	H Kennesaw St.	56 66	83	H Jacksonville	56 75							
303	A Lipscomb	76 53	275	H North Florida	64 62							
282	A Kennesaw St.	64 75	318	A USC Upstate	58 75							
303	H Lipscomb	76 68	144	H Columbia	51 65							
117	A Stetson	43 77	329	A Chicago St.	57 42							
93	A FGCU	53 73	256	H Howard	70 55							

Non-Div I Games: St. Joseph's (Brkln87 53 Rutgers-Newark 83 52

NJIT

Loss, Non-Conf, S Site, H Home A Away N Neutral

Average RPI Win: <b>251</b>	WON-LOST	WINNING	LAST 10	STRENGTH OF	OPP. STRENGTH	TEAM	ADJ.	CONF.	ADJ CONF.
Average RPI Loss: <b>109</b>	RECORD	PCT. RANK	GAMES	SCHEDULE	OF SCHEDULE	RPI	RPI	RPI	RPI
DIV. I ONLY	16- 6	52	9- 1	276	209	114	114	23	23
DIV. I NON-CONF.	6- 4	126	0- 0	208	100	121	121	25	25
TOTALS	RPI 1-25	RPI 26-50	W-L RECORDS	RPI 51-100	RPI 101-150	RPI 150+			
16- 6	0- 1	0- 0	OVERALL	0- 2	1- 1	15- 2			
8- 1	0- 0	0- 0	HOME	0- 0	1- 0	7- 1			
8- 4	0- 1	0- 0	AWAY	0- 2	0- 0	8- 1			
0- 1	0- 0	0- 0	NEUTRAL	0- 0	0- 1	0- 0			
6- 4	0- 1	0- 0	NON-CONFERENCE	0- 1	1- 1	5- 1			
4- 0	0- 0	0- 0	HOME	0- 0	1- 0	3- 0			
2- 3	0- 1	0- 0	AWAY	0- 1	0- 0	2- 1			
0- 1	0- 0	0- 0	NEUTRAL	0- 0	0- 1	0- 0			
10- 2	0- 0	0- 0	CONFERENCE	0- 1	0- 0	10- 1			
4- 1	0- 0	0- 0	HOME	0- 0	0- 0	4- 1			
6- 1	0- 0	0- 0	AWAY	0- 1	0- 0	6- 0			
0- 0	0- 0	0- 0	NEUTRAL	0- 0	0- 0	0- 0			

RPI 1-25				RPI 26-50				RPI 51-100				RPI 101+ Team's RPI: 114			
RPI	S	Opponent	Score	RPI	S	Opponent	Score	RPI	S	Opponent	Score	RPI	S	Opponent	Score
14	A	Tennessee	55 <b>85</b>					58	A	Wake Forest	65 <b>75</b>	124	N	Arkansas	67 <b>70</b>
								65	A	Bucknell	64 <b>67</b>	147	H	Iona	73 68
												163	A	George Mason	64 <b>68</b>
												168	A	Army West Point	63 58
												180	H	Hofstra	78 69
												194	H	Cleveland St.	88 63
												231	A	Colgate	80 67
												231	H	Colgate	61 <b>69</b>
												240	H	Liberty	67 66
												242	A	Loyola Maryland	55 43
												242	H	Loyola Maryland	77 51
												267	A	Boston U.	62 59
												267	H	Boston U.	55 41
												285	A	Nevada	79 62
												304	A	Lehigh	66 64
												311	A	Air Force	64 46
												313	A	Holy Cross	73 71
												313	H	Holy Cross	57 56
												316	H	Lafayette	76 41
LAST 12 Division I GAMES:															
242	A	Loyola Maryland	55 43	316	H	Lafayette	76 41								
231	H	Colgate	61 <b>69</b>	242	H	Loyola Maryland	77 51								
267	H	Boston U.	55 41	231	A	Colgate	80 67								
313	A	Holy Cross	73 71	267	A	Boston U.	62 59								
168	A	Army West Point	63 58	313	H	Holy Cross	57 56								
304	A	Lehigh	66 64	65	A	Bucknell	64 <b>67</b>								

Non-Div I Games: Goucher 93 40

Navy

## Nebraska

Through Games Of Feb. 8, 2017

Average RPI Win:	177	WON-LOST	WINNING	LAST 10	STRENGTH OF	OPP. STRENGTH	TEAM	ADJ.	CONF.	ADJ CONF.
Average RPI Loss:	52	RECORD	PCT. RANK	GAMES	SCHEDULE	OF SCHEDULE	RPI	RPI	RPI	RPI
DIV. I ONLY	5- 18	309	1- 9	13	26	182	182	6	6	
DIV. I NON-CONF.	4- 8	230	0- 1	12	15	150	150	6	6	
TOTALS	RPI 1-25	RPI 26-50	W-L RECORDS	RPI 51-100	RPI 101-150	RPI 150+				
5- 18	0- 4	0- 7	OVERALL	1- 6	0- 0	4- 1				
5- 8	0- 3	0- 3	HOME	1- 2	0- 0	4- 0				
0- 8	0- 1	0- 4	AWAY	0- 2	0- 0	0- 1				
0- 2	0- 0	0- 0	NEUTRAL	0- 2	0- 0	0- 0				
4- 8	0- 2	0- 4	NON-CONFERENCE	1- 2	0- 0	3- 0				
4- 4	0- 1	0- 3	HOME	1- 0	0- 0	3- 0				
0- 2	0- 1	0- 1	AWAY	0- 0	0- 0	0- 0				
0- 2	0- 0	0- 0	NEUTRAL	0- 2	0- 0	0- 0				
1- 10	0- 2	0- 3	CONFERENCE	0- 4	0- 0	1- 1				
1- 4	0- 2	0- 0	HOME	0- 2	0- 0	1- 0				
0- 6	0- 0	0- 3	AWAY	0- 2	0- 0	0- 1				
0- 0	0- 0	0- 0	NEUTRAL	0- 0	0- 0	0- 0				

RPI 1-25				RPI 26-50				RPI 51-100				RPI 101+ Team's RPI: 182			
RPI	S	Opponent	Score	RPI	S	Opponent	Score	RPI	S	Opponent	Score	RPI	S	Opponent	Score
1	H	UConn	41 84	30	H	Missouri	35 55	51	H	Northwestern	58 62	164	H	Omaha	66 58
18	H	Maryland	49 93	31	A	Ohio St.	75 95	53	N	Washington St.	65 79	192	A	Illinois	59 79
21	A	Creighton	64 80	32	H	Drake	70 84	54	H	Minnesota	69 79	193	H	Rutgers	62 58
24	H	Michigan	51 84	40	H	California	65 86	69	N	Virginia	51 73	202	H	San Jose St.	83 61
				45	A	Virginia Tech	67 76	73	H	Colorado St.	62 59	254	H	UTRGV	71 53
				47	A	Michigan St.	73 93	81	A	Penn St.	69 86				
				50	A	Iowa	72 75	99	A	Purdue	45 88				
LAST 12 Division I GAMES:															
				54	H	Minnesota	69 79	193	H	Rutgers	62 58				
				31	A	Ohio St.	75 95	47	A	Michigan St.	73 93				
				99	A	Purdue	45 88	18	H	Maryland	49 93				
				24	H	Michigan	51 84	50	A	Iowa	72 75				
				81	A	Penn St.	69 86	51	H	Northwestern	58 62				
				192	A	Illinois	59 79	1	H	UConn	41 84				

Non-Div I Games:

Nebraska

■ Loss, 
 ■ Non-Conf, 
 ■ S Site, 
 ■ H Home 
 ■ A Away 
 N Neutral

Average RPI Win: <b>239</b>	WON-LOST	WINNING	LAST 10	STRENGTH OF	OPP. STRENGTH	TEAM	ADJ.	CONF.	ADJ CONF.
Average RPI Loss: <b>163</b>	RECORD	PCT. RANK	GAMES	SCHEDULE	OF SCHEDULE	RPI	RPI	RPI	RPI
DIV. I ONLY	7- 14	260	2- 8	253	156	285	285	13	13
DIV. I NON-CONF.	5- 5	165	1- 0	318	208	272	272	15	15
TOTALS	RPI 1-25	RPI 26-50	W-L RECORDS	RPI 51-100	RPI 101-150	RPI 150+			
7- 14	0- 0	0- 0	OVERALL	1- 2	0- 3	6- 9			
4- 8	0- 0	0- 0	HOME	1- 1	0- 3	3- 4			
3- 6	0- 0	0- 0	AWAY	0- 1	0- 0	3- 5			
0- 0	0- 0	0- 0	NEUTRAL	0- 0	0- 0	0- 0			
5- 5	0- 0	0- 0	NON-CONFERENCE	0- 1	0- 2	5- 2			
3- 4	0- 0	0- 0	HOME	0- 1	0- 2	3- 1			
2- 1	0- 0	0- 0	AWAY	0- 0	0- 0	2- 1			
0- 0	0- 0	0- 0	NEUTRAL	0- 0	0- 0	0- 0			
2- 9	0- 0	0- 0	CONFERENCE	1- 1	0- 1	1- 7			
1- 4	0- 0	0- 0	HOME	1- 0	0- 1	0- 3			
1- 5	0- 0	0- 0	AWAY	0- 1	0- 0	1- 4			
0- 0	0- 0	0- 0	NEUTRAL	0- 0	0- 0	0- 0			

RPI S	Opponent	Score	RPI S	Opponent	Score	RPI S	Opponent	Score	RPI S	Opponent	Score	Team's RPI: 285
						67	H Utah	50 80	102	H Long Beach St.	93 97	
						84	H Boise St.	69 62	105	H Wyoming	59 72	
						86	A UNLV	41 60	114	H Navy	62 79	
									154	A New Mexico	50 59	
									154	H New Mexico	63 69	
									155	A Fresno St.	54 68	
									155	H Fresno St.	70 71	
									165	H Memphis	75 67	
									187	H Utah St.	69 81	
									202	A San Jose St.	84 107	
									217	A San Diego	54 70	
									249	H Hawaii	67 59	
									259	A San Diego St.	78 83	
									278	H Portland	72 59	
									279	A Sacramento St.	99 95	
									308	A Pepperdine	69 60	
									311	A Air Force	56 51	
									326	H UC Irvine	59 72	
LAST 12 Division I GAMES:												
			86	A UNLV	41 60		105	H Wyoming	59 72			
			187	H Utah St.	69 81		154	H New Mexico	63 69			
			154	A New Mexico	50 59		259	A San Diego St.	78 83			
			84	H Boise St.	69 62		155	H Fresno St.	70 71			
			155	A Fresno St.	54 68		202	A San Jose St.	84 107			
			311	A Air Force	56 51		249	H Hawaii	67 59			

Non-Div I Games: Holy Names 70 42

Nevada

■ Loss, 
 ■ Non-Conf, S Site, 
 ■ Home 
 ■ Away 
 N Neutral

Average RPI Win:	237	WON-LOST	WINNING	LAST 10	STRENGTH OF	OPP. STRENGTH	TEAM	ADJ.	CONF.	ADJ CONF.
Average RPI Loss:	101	RECORD	PCT. RANK	GAMES	SCHEDULE	OF SCHEDULE	RPI	RPI	RPI	RPI
DIV. I ONLY	18- 4	17	9- 1	282	222	96	96	22	22	
DIV. I NON-CONF.	9- 3	63	2- 0	300	223	130	130	22	22	
TOTALS	RPI 1-25	RPI 26-50	W-L RECORDS	RPI 51-100	RPI 101-150	RPI 150+				
18- 4	0- 1	0- 0	OVERALL	0- 1	2- 1	16- 1				
10- 1	0- 0	0- 0	HOME	0- 0	2- 0	8- 1				
8- 3	0- 1	0- 0	AWAY	0- 1	0- 1	8- 0				
0- 0	0- 0	0- 0	NEUTRAL	0- 0	0- 0	0- 0				
9- 3	0- 1	0- 0	NON-CONFERENCE	0- 1	0- 0	9- 1				
5- 1	0- 0	0- 0	HOME	0- 0	0- 0	5- 1				
4- 2	0- 1	0- 0	AWAY	0- 1	0- 0	4- 0				
0- 0	0- 0	0- 0	NEUTRAL	0- 0	0- 0	0- 0				
9- 1	0- 0	0- 0	CONFERENCE	0- 0	2- 1	7- 0				
5- 0	0- 0	0- 0	HOME	0- 0	2- 0	3- 0				
4- 1	0- 0	0- 0	AWAY	0- 0	0- 1	4- 0				
0- 0	0- 0	0- 0	NEUTRAL	0- 0	0- 0	0- 0				

RPI 1-25				RPI 26-50				RPI 51-100 Team's RPI: 96				RPI 101+			
RPI	S	Opponent	Score	RPI	S	Opponent	Score	RPI	S	Opponent	Score	RPI	S	Opponent	Score
17	A	Kentucky	43 92					91	A	Cornell	56 61	123	H	Maine	50 44
												146	A	Albany (NY)	55 64
												146	H	Albany (NY)	71 58
												151	H	Yale	58 64
												167	H	Hartford	58 50
												184	A	Northeastern	66 63
												200	A	Siena	77 67
												206	A	Binghamton	70 62
												207	H	Sacred Heart	71 43
												213	H	Dartmouth	64 47
												230	H	UMBC	60 50
												250	A	Stony Brook	56 45
												250	H	Stony Brook	49 46
												267	A	Boston U.	59 51
												268	A	Manhattan	59 42
												274	A	Vermont	57 49
												300	H	Bryant	62 60
												305	H	Central Conn. St.	56 52
												340	A	UMass Lowell	76 57
												343	H	Wagner	73 40
LAST 12 Division I GAMES:															
146	A	Albany (NY)	55 64	274	A	Vermont	57 49								
250	A	Stony Brook	56 45	206	A	Binghamton	70 62								
230	H	UMBC	60 50	146	H	Albany (NY)	71 58								
340	A	UMass Lowell	76 57	250	H	Stony Brook	49 46								
167	H	Hartford	58 50	213	H	Dartmouth	64 47								
123	H	Maine	50 44	268	A	Manhattan	59 42								

Non-Div I Games: New England Col. 58 38

New Hampshire

■ Loss, 
■ Non-Conf, S Site, 
■ Home 
■ Away 
N Neutral

NON-CONFERENCE				THROUGH GAMES OF FEB. 07, 1917						
Average RPI Win:	222	WON-LOST	WINNING	LAST 10	STRENGTH OF	OPP. STRENGTH	TEAM	ADJ.	CONF.	ADJ CONF.
Average RPI Loss:	96	RECORD	PCT. RANK	GAMES	SCHEDULE	OF SCHEDULE	RPI	RPI	RPI	RPI
DIV. I ONLY		13- 10	135	5- 4	148	136	154	154	13	13
DIV. I NON-CONF.		4- 6	209	0- 0	179	105	247	247	15	15
-----										
TOTALS	RPI 1-25		RPI 26-50		W-L RECORDS		RPI 51-100		RPI 101-150	RPI 150+
13- 10	0- 0		0- 1		OVERALL		1- 5		1- 3	11- 1
9- 5	0- 0		0- 0		HOME		1- 3		1- 2	7- 0
4- 5	0- 0		0- 1		AWAY		0- 2		0- 1	4- 1
0- 0	0- 0		0- 0		NEUTRAL		0- 0		0- 0	0- 0
4- 6	0- 0		0- 1		NON-CONFERENCE		0- 2		1- 2	3- 1
4- 3	0- 0		0- 0		HOME		0- 1		1- 2	3- 0
0- 3	0- 0		0- 1		AWAY		0- 1		0- 0	0- 1
0- 0	0- 0		0- 0		NEUTRAL		0- 0		0- 0	0- 0
9- 4	0- 0		0- 0		CONFERENCE		1- 3		0- 1	8- 0
5- 2	0- 0		0- 0		HOME		1- 2		0- 0	4- 0
4- 2	0- 0		0- 0		AWAY		0- 1		0- 1	4- 0
0- 0	0- 0		0- 0		NEUTRAL		0- 0		0- 0	0- 0

RPI 1-25				RPI 26-50				RPI 51-100				RPI 101+ Team's RPI: 154			
RPI	S	Opponent	Score	RPI	S	Opponent	Score	RPI	S	Opponent	Score	RPI	S	Opponent	Score
				43	A	Marquette	52 62	54	H	Minnesota	65 69	101	H	SMU	64 49
								73	H	Colorado St.	63 78	105	A	Wyoming	52 68
								76	A	Texas Tech	58 69	111	H	Saint Joseph's	67 79
								84	H	Boise St.	75 68	130	H	Tulsa	64 67
								86	A	UNLV	42 56	155	A	Fresno St.	80 54
								86	H	UNLV	52 61	187	A	Utah St.	68 58
												187	H	Utah St.	78 67
												197	A	New Mexico St.	70 77
												197	H	New Mexico St.	84 55
												202	A	San Jose St.	82 72
												259	H	San Diego St.	85 42
												285	A	Nevada	69 63
												285	H	Nevada	59 50
												289	H	UTEP	79 66
												311	H	Air Force	81 64
												346	H	Fairleigh Dickinson	83 56
LAST 12 Division I GAMES:															
				311	H	Air Force	81 64	84	H	Boise St.	75 68				
				202	A	San Jose St.	82 72	73	H	Colorado St.	63 78				
				86	H	UNLV	52 61	86	A	UNLV	42 56				
				285	H	Nevada	59 50	285	A	Nevada	69 63				
				187	A	Utah St.	68 58	187	H	Utah St.	78 67				
				105	A	Wyoming	52 68	259	H	San Diego St.	85 42				

Non-Div I Games:	Northern N.M.	87	47
------------------	---------------	----	----

New Mexico

Loss, Non-Conf, S Site, H Home A Away N Neutral

Average RPI Win:	276	WON-LOST	WINNING	LAST 10	STRENGTH OF	OPP. STRENGTH	TEAM	ADJ.	CONF.	ADJ CONF.
Average RPI Loss:	137	RECORD	PCT. RANK	GAMES	SCHEDULE	OF SCHEDULE	RPI	RPI	RPI	RPI
DIV. I ONLY	14- 6	71	8- 1	343	178	197	197	29	29	
DIV. I NON-CONF.	6- 6	165	0- 3	292	128	216	216	30	30	
TOTALS	RPI 1-25	RPI 26-50	W-L RECORDS	RPI 51-100	RPI 101-150	RPI 150+				
14- 6	0- 0	0- 1	OVERALL	0- 1	0- 1	14- 3				
7- 1	0- 0	0- 0	HOME	0- 0	0- 1	7- 0				
6- 2	0- 0	0- 0	AWAY	0- 0	0- 0	6- 2				
1- 3	0- 0	0- 1	NEUTRAL	0- 1	0- 0	1- 1				
6- 6	0- 0	0- 1	NON-CONFERENCE	0- 1	0- 1	6- 3				
3- 1	0- 0	0- 0	HOME	0- 0	0- 1	3- 0				
2- 2	0- 0	0- 0	AWAY	0- 0	0- 0	2- 2				
1- 3	0- 0	0- 1	NEUTRAL	0- 1	0- 0	1- 1				
8- 0	0- 0	0- 0	CONFERENCE	0- 0	0- 0	8- 0				
4- 0	0- 0	0- 0	HOME	0- 0	0- 0	4- 0				
4- 0	0- 0	0- 0	AWAY	0- 0	0- 0	4- 0				
0- 0	0- 0	0- 0	NEUTRAL	0- 0	0- 0	0- 0				

RPI 1-25				RPI 26-50				RPI 51-100				RPI 101+				Team's RPI: 197
RPI	S	Opponent	Score	RPI	S	Opponent	Score	RPI	S	Opponent	Score	RPI	S	Opponent	Score	
				49	N	Quinnipiac	46 49	86	N	UNLV	47 52	125	H	Arizona	63 74	
												154	A	New Mexico	55 84	
												154	H	New Mexico	77 70	
												158	N	Santa Clara	46 60	
												202	H	San Jose St.	66 55	
												215	H	Seattle U	73 69	
												223	A	Grand Canyon	81 65	
												249	A	Hawaii	53 56	
												279	N	Sacramento St.	99 73	
												289	A	UTEP	67 59	
												291	A	CSU Bakersfield	64 55	
												297	A	Northern Ariz.	79 68	
												308	H	Pepperdine	75 66	
												310	A	UMKC	60 43	
												310	H	UMKC	78 72	
												329	A	Chicago St.	65 54	
												329	H	Chicago St.	100 63	
												331	H	Utah Valley	63 46	
LAST 12 Division I GAMES:																
				329	A	Chicago St.	65 54	329	H	Chicago St.	100 63					
				331	H	Utah Valley	63 46	310	H	UMKC	78 72					
				215	H	Seattle U	73 69	158	N	Santa Clara	46 60					
				310	A	UMKC	60 43	86	N	UNLV	47 52					
				291	A	CSU Bakersfield	64 55	49	N	Quinnipiac	46 49					
				223	A	Grand Canyon	81 65	289	A	UTEP	67 59					

Non-Div I Games: N.M. Highlands 94 37 Western N.M. 85 28

New Mexico St.

Loss, Non-Conf, S Site, H Home A Away N Neutral

Average RPI Win:	292	WON-LOST	WINNING	LAST 10	STRENGTH OF	OPP. STRENGTH	TEAM	ADJ.	CONF.	ADJ CONF.
Average RPI Loss:	117	RECORD	PCT. RANK	GAMES	SCHEDULE	OF SCHEDULE	RPI	RPI	RPI	RPI
DIV. I ONLY	8- 10	209	5- 5	186	279	195	195	27	27	
DIV. I NON-CONF.	2- 5	259	0- 0	86	116	180	180	27	27	
TOTALS	RPI 1-25	RPI 26-50	W-L RECORDS	RPI 51-100	RPI 101-150	RPI 150+				
8- 10	0- 1	0- 0	OVERALL	0- 1	0- 7	8- 1				
4- 3	0- 0	0- 0	HOME	0- 0	0- 2	4- 1				
4- 7	0- 1	0- 0	AWAY	0- 1	0- 5	4- 0				
0- 0	0- 0	0- 0	NEUTRAL	0- 0	0- 0	0- 0				
2- 5	0- 1	0- 0	NON-CONFERENCE	0- 1	0- 2	2- 1				
1- 1	0- 0	0- 0	HOME	0- 0	0- 0	1- 1				
1- 4	0- 1	0- 0	AWAY	0- 1	0- 2	1- 0				
0- 0	0- 0	0- 0	NEUTRAL	0- 0	0- 0	0- 0				
6- 5	0- 0	0- 0	CONFERENCE	0- 0	0- 5	6- 0				
3- 2	0- 0	0- 0	HOME	0- 0	0- 2	3- 0				
3- 3	0- 0	0- 0	AWAY	0- 0	0- 3	3- 0				
0- 0	0- 0	0- 0	NEUTRAL	0- 0	0- 0	0- 0				

RPI 1-25				RPI 26-50				RPI 51-100				RPI 101+ Team's RPI: 195			
RPI	S	Opponent	Score	RPI	S	Opponent	Score	RPI	S	Opponent	Score	RPI	S	Opponent	Score
7	A	Texas	48 80					72	A	Iowa St.	63 100	106	H	Central Ark.	51 55
												107	A	SFA	61 88
												118	A	Alabama	57 78
												121	A	Southern Miss.	53 78
												126	A	Abilene Christian	55 68
												131	A	Lamar University	42 73
												131	H	Lamar University	55 66
												203	H	Texas Southern	63 57
												248	H	South Ala.	62 65
												253	A	Jacksonville St.	81 79
												265	A	McNeese	71 59
												295	H	A&M-Corpus Christi	75 54
												306	H	Nicholls St.	81 77
												334	A	Incarinate Word	71 67
												337	A	Houston Baptist	73 63
												342	H	Sam Houston St.	78 49
LAST 12 Division I GAMES:															
306	H	Nicholls St.	81 77	342	H	Sam Houston St.	78 49								
131	H	Lamar University	55 66	334	A	Incarinate Word	71 67								
107	A	SFA	61 88	131	A	Lamar University	42 73								
265	A	McNeese	71 59	126	A	Abilene Christian	55 68								
106	H	Central Ark.	51 55	295	H	A&M-Corpus Christi	75 54								
337	A	Houston Baptist	73 63	7	A	Texas	48 80								

Non-Div I Games: Blue Mountain 75 37 Crowley's Ridge 123 33 Trinity Baptist 100 35

New Orleans



## Niagara

Through Games Of Feb. 8, 2017

Average RPI Win:	225	WON-LOST	WINNING	LAST 10	STRENGTH OF	OPP. STRENGTH	TEAM	ADJ.	CONF.	ADJ CONF.
Average RPI Loss:	129	RECORD	PCT. RANK	GAMES	SCHEDULE	OF SCHEDULE	RPI	RPI	RPI	RPI
DIV. I ONLY	6- 17	296	2- 8	69	205	219	219	17	17	
DIV. I NON-CONF.	3- 6	230	0- 0	4	153	86	86	17	17	
TOTALS	RPI 1-25	RPI 26-50	W-L RECORDS	RPI 51-100	RPI 101-150	RPI 150+				
6- 17	0- 2	0- 3	OVERALL	0- 2	0- 4	6- 6				
4- 7	0- 1	0- 1	HOME	0- 0	0- 2	4- 3				
2- 10	0- 1	0- 2	AWAY	0- 2	0- 2	2- 3				
0- 0	0- 0	0- 0	NEUTRAL	0- 0	0- 0	0- 0				
3- 6	0- 2	0- 1	NON-CONFERENCE	0- 2	0- 1	3- 0				
2- 1	0- 1	0- 0	HOME	0- 0	0- 0	2- 0				
1- 5	0- 1	0- 1	AWAY	0- 2	0- 1	1- 0				
0- 0	0- 0	0- 0	NEUTRAL	0- 0	0- 0	0- 0				
3- 11	0- 0	0- 2	CONFERENCE	0- 0	0- 3	3- 6				
2- 6	0- 0	0- 1	HOME	0- 0	0- 2	2- 3				
1- 5	0- 0	0- 1	AWAY	0- 0	0- 1	1- 3				
0- 0	0- 0	0- 0	NEUTRAL	0- 0	0- 0	0- 0				

RPI	S	Opponent	Score	RPI	S	Opponent	Score	RPI	S	Opponent	Score	RPI	S	Opponent	Score	Team's RPI: 219
18	H	Maryland	64 96	34	A	Syracuse	60 109	62	A	Buffalo	63 73	120	A	Fordham	69 92	
24	A	Michigan	35 107	49	A	Quinnipiac	45 61	70	A	Drexel	57 69	127	H	Rider	58 78	
				49	H	Quinnipiac	64 71					147	A	Iona	61 68	
												147	H	Iona	55 65	
												167	H	Hartford	75 62	
												178	A	Fairfield	63 66	
												178	H	Fairfield	55 65	
												194	A	Cleveland St.	67 49	
												200	A	Siena	53 71	
												224	H	St. Bonaventure	65 43	
												226	H	Monmouth	66 45	
												235	H	Marist	58 60	
												244	H	Canisius	57 65	
												268	A	Manhattan	62 59	
												268	H	Manhattan	65 42	
												309	A	Saint Peter's	66 78	
LAST 12 Division I GAMES:																
268	H	Manhattan	65 42	268	A	Manhattan	62 59									
147	H	Iona	55 65	147	A	Iona	61 68									
178	A	Fairfield	63 66	235	H	Marist	58 60									
49	A	Quinnipiac	45 61	49	H	Quinnipiac	64 71									
178	H	Fairfield	55 65	200	A	Siena	53 71									
244	H	Canisius	57 65	309	A	Saint Peter's	66 78									

Non-Div I Games:

Niagara

■ Loss, 
 ■ Non-Conf, S Site, 
 ■ Home 
 ■ Away 
 N Neutral

Average RPI Win:	294	WON-LOST	WINNING	LAST 10	STRENGTH OF	OPP. STRENGTH	TEAM	ADJ.	CONF.	ADJ CONF.
Average RPI Loss:	191	RECORD	PCT. RANK	GAMES	SCHEDULE	OF SCHEDULE	RPI	RPI	RPI	RPI
DIV. I ONLY	8- 15	256	4- 6	314	319	306	306	27	27	
DIV. I NON-CONF.	3- 8	262	0- 0	285	321	303	303	27	27	
TOTALS	RPI 1-25	RPI 26-50	W-L RECORDS	RPI 51-100	RPI 101-150	RPI 150+				
8- 15	0- 0	0- 0	OVERALL	0- 2	1- 4	7- 9				
5- 4	0- 0	0- 0	HOME	0- 0	1- 3	4- 1				
3- 10	0- 0	0- 0	AWAY	0- 0	0- 0	3- 1				
0- 1	0- 0	0- 0	NEUTRAL	0- 0	0- 0	0- 1				
3- 8	0- 0	0- 0	NON-CONFERENCE	0- 2	0- 1	3- 5				
2- 1	0- 0	0- 0	HOME	0- 0	0- 1	2- 0				
1- 6	0- 0	0- 0	AWAY	0- 2	0- 0	1- 4				
0- 1	0- 0	0- 0	NEUTRAL	0- 0	0- 0	0- 1				
5- 7	0- 0	0- 0	CONFERENCE	0- 0	1- 3	4- 4				
3- 3	0- 0	0- 0	HOME	0- 0	1- 2	2- 1				
2- 4	0- 0	0- 0	AWAY	0- 0	0- 1	2- 3				
0- 0	0- 0	0- 0	NEUTRAL	0- 0	0- 0	0- 0				

RPI 1-25			RPI 26-50			RPI 51-100			RPI 101+ Team's RPI: 306		
RPI	S	Opponent	Score	RPI	S	Opponent	Score	RPI	S	Opponent	Score
								80	A	Gonzaga	46 78
								83	A	Jacksonville	71 76
								104	H	Troy	75 100
								107	A	SFA	55 80
								107	H	SFA	77 82
								126	H	Abilene Christian	73 89
								131	H	Lamar University	78 67
								160	A	Louisiana Tech	52 68
								165	A	Memphis	62 73
								195	A	New Orleans	77 81
								229	A	Grambling	71 60
								253	A	Jacksonville St.	52 75
								275	N	North Florida	74 77
								288	A	Prairie View	67 69
								295	A	A&M-Corpus Christi	60 65
								295	H	A&M-Corpus Christi	74 54
								299	A	Northwestern St.	58 75
								332	H	La.-Monroe	73 54
								334	H	Incarinate Word	52 78
								336	A	Southeastern La.	76 60
								337	H	Houston Baptist	76 57
								342	A	Sam Houston St.	66 59
								348	H	Jackson St.	83 76
LAST 12 Division I GAMES:											
107	H	SFA	77 82	126	H	Abilene Christian	73 89				
195	A	New Orleans	77 81	107	A	SFA	55 80				
336	A	Southeastern La.	76 60	299	A	Northwestern St.	58 75				
295	A	A&M-Corpus Christi	60 65	342	A	Sam Houston St.	66 59				
337	H	Houston Baptist	76 57	295	H	A&M-Corpus Christi	74 54				
131	H	Lamar University	78 67	334	H	Incarinate Word	52 78				

Non-Div I Games:

Nicholls St.

■ Loss, 
 ■ Non-Conf, 
 ■ S Site, 
 ■ H Home 
 ■ A Away 
 N Neutral

Average RPI Win: 314		WON-LOST	WINNING	LAST 10	STRENGTH OF	OPP. STRENGTH	TEAM	ADJ.	CONF.	ADJ CONF.
Average RPI Loss: 190		RECORD	PCT. RANK	GAMES	SCHEDULE	OF SCHEDULE	RPI	RPI	RPI	RPI
DIV. I ONLY		10- 10	169	7- 3	345	321	269	269	32	32
DIV. I NON-CONF.		3- 7	250	0- 2	302	281	263	263	31	31
TOTALS		RPI 1-25	RPI 26-50	W-L RECORDS	RPI 51-100	RPI 101-150	RPI 150+			
10- 10	0- 0		0- 0	OVERALL	0- 0	0- 2	10- 8			
3- 3	0- 0		0- 0	HOME	0- 0	0- 1	3- 2			
7- 6	0- 0		0- 0	AWAY	0- 0	0- 1	7- 5			
0- 1	0- 0		0- 0	NEUTRAL	0- 0	0- 0	0- 1			
3- 7	0- 0		0- 0	NON-CONFERENCE	0- 0	0- 2	3- 5			
0- 1	0- 0		0- 0	HOME	0- 0	0- 1	0- 0			
3- 5	0- 0		0- 0	AWAY	0- 0	0- 1	3- 4			
0- 1	0- 0		0- 0	NEUTRAL	0- 0	0- 0	0- 1			
7- 3	0- 0		0- 0	CONFERENCE	0- 0	0- 0	7- 3			
3- 2	0- 0		0- 0	HOME	0- 0	0- 0	3- 2			
4- 1	0- 0		0- 0	AWAY	0- 0	0- 0	4- 1			
0- 0	0- 0		0- 0	NEUTRAL	0- 0	0- 0	0- 0			

RPI 1-25				RPI 26-50				RPI 51-100				RPI 101+ Team's RPI: 269			
RPI	S	Opponent	Score	RPI	S	Opponent	Score	RPI	S	Opponent	Score	RPI	S	Opponent	Score
												132	A	Old Dominion	54 65
												133	H	William & Mary	52 65
												156	H	Hampton	57 58
												163	A	George Mason	33 60
												166	A	Towson	58 61
												167	N	Hartford	51 61
												221	A	UNCW	56 64
												247	H	Bethune-Cookman	58 68
												252	A	UNCG	52 59
												260	A	Savannah St.	53 59
												260	H	Savannah St.	61 55
												277	H	N.C. A&T	69 53
												290	A	High Point	63 60
												294	A	Coppin St.	49 45
												304	A	Lehigh	81 57
												335	A	Longwood	85 56
												339	A	South Carolina St.	68 53
												344	H	N.C. Central	71 40
												345	A	Delaware St.	82 74
												347	A	Morgan St.	56 47
LAST 12 Division I GAMES:															
				260	A	Savannah St.	53 59	345	A	Delaware St.	82 74				
				339	A	South Carolina St.	68 53	344	H	N.C. Central	71 40				
				277	H	N.C. A&T	69 53	260	H	Savannah St.	61 55				
				247	H	Bethune-Cookman	58 68	347	A	Morgan St.	56 47				
				294	A	Coppin St.	49 45	166	A	Towson	58 61				
				156	H	Hampton	57 58	252	A	UNCG	52 59				

Non-Div I Games:	Lincoln (PA)	62	28	Saint Augustine's	99	59
------------------	--------------	----	----	-------------------	----	----

Norfolk St.

Loss, Non-Conf, S Site, H Home A Away N Neutral

# North Carolina

Through Games Of Feb. 8, 2017

Average RPI Win:	172	WON-LOST	WINNING	LAST 10	STRENGTH OF	OPP. STRENGTH	TEAM	ADJ.	CONF.	ADJ CONF.
Average RPI Loss:	45	RECORD	PCT. RANK	GAMES	SCHEDULE	OF SCHEDULE	RPI	RPI	RPI	RPI
DIV. I ONLY	13- 10	135	2- 2	45	64	85	85	3	3	
DIV. I NON-CONF.	11- 2	24	1- 0	172	183	69	69	4	4	
TOTALS	RPI 1-25	RPI 26-50	W-L RECORDS	RPI 51-100	RPI 101-150	RPI 150+				
13- 10	0- 4	2- 3	OVERALL	4- 1	0- 2	7- 0				
10- 3	0- 2	2- 0	HOME	2- 1	0- 0	6- 0				
1- 5	0- 2	0- 1	AWAY	0- 0	0- 2	1- 0				
2- 2	0- 0	0- 2	NEUTRAL	2- 0	0- 0	0- 0				
11- 2	0- 0	1- 2	NON-CONFERENCE	3- 0	0- 0	7- 0				
8- 0	0- 0	1- 0	HOME	1- 0	0- 0	6- 0				
1- 0	0- 0	0- 0	AWAY	0- 0	0- 0	1- 0				
2- 2	0- 0	0- 2	NEUTRAL	2- 0	0- 0	0- 0				
2- 8	0- 4	1- 1	CONFERENCE	1- 1	0- 2	0- 0				
2- 3	0- 2	1- 0	HOME	1- 1	0- 0	0- 0				
0- 5	0- 2	0- 1	AWAY	0- 0	0- 2	0- 0				
0- 0	0- 0	0- 0	NEUTRAL	0- 0	0- 0	0- 0				

RPI S	Opponent	Score	RPI S	Opponent	Score	RPI S	Opponent	Score	RPI S	Opponent	Score
2	H Notre Dame	55 77	26	N LSU	43 70	54	N Minnesota	91 77	113	A Clemson	67 78
5	H Florida St.	77 90	27	N South Fla.	55 83	58	H Wake Forest	77 80	141	A Pittsburgh	48 68
10	A Duke	58 70	29	H Elon	78 73	65	H Bucknell	65 50	205	A Wisconsin	72 59
20	A Miami (FL)	88 100	36	H North Carolina St.	83 70	69	H Virginia	67 58	210	H Alabama St.	84 54
			45	A Virginia Tech	68 76	83	N Jacksonville	87 57	246	H Marshall	75 53
									251	H Charleston So.	93 77
									294	H Coppin St.	90 55
									339	H South Carolina St.	82 49
									349	H Alabama A&M	80 35
LAST 12 Division I GAMES:											
54	N Minnesota	91 77	141	A Pittsburgh	48 68						
113	A Clemson	67 78	10	A Duke	58 70						
36	H North Carolina St.	83 70	69	H Virginia	67 58						
20	A Miami (FL)	88 100	5	H Florida St.	77 90						
2	H Notre Dame	55 77	45	A Virginia Tech	68 76						
58	H Wake Forest	77 80	339	H South Carolina St.	82 49						

Non-Div I Games:

North Carolina

Loss, Non-Conf, S Site, H Home A Away N Neutral

Average RPI Win:	152	WON-LOST	WINNING	LAST 10	STRENGTH OF	OPP. STRENGTH	TEAM	ADJ.	CONF.	ADJ CONF.
Average RPI Loss:	38	RECORD	PCT. RANK	GAMES	SCHEDULE	OF SCHEDULE	RPI	RPI	RPI	RPI
DIV. I ONLY	17- 6	41	7- 3	56	45	36	36	3	3	
DIV. I NON-CONF.	10- 3	54	1- 1	248	141	107	107	4	4	
TOTALS	RPI 1-25	RPI 26-50	W-L RECORDS	RPI 51-100	RPI 101-150	RPI 150+				
17- 6	4- 2	0- 3	OVERALL	2- 1	2- 0	9- 0				
12- 1	2- 1	0- 0	HOME	1- 0	2- 0	7- 0				
4- 3	2- 0	0- 2	AWAY	1- 1	0- 0	1- 0				
1- 2	0- 1	0- 1	NEUTRAL	0- 0	0- 0	1- 0				
10- 3	0- 1	0- 2	NON-CONFERENCE	1- 0	0- 0	9- 0				
8- 0	0- 0	0- 0	HOME	1- 0	0- 0	7- 0				
1- 1	0- 0	0- 1	AWAY	0- 0	0- 0	1- 0				
1- 2	0- 1	0- 1	NEUTRAL	0- 0	0- 0	1- 0				
7- 3	4- 1	0- 1	CONFERENCE	1- 1	2- 0	0- 0				
4- 1	2- 1	0- 0	HOME	0- 0	2- 0	0- 0				
3- 2	2- 0	0- 1	AWAY	1- 1	0- 0	0- 0				
0- 0	0- 0	0- 0	NEUTRAL	0- 0	0- 0	0- 0				

RPI 1-25				RPI 26-50				Team's RPI: 36	RPI 51-100				RPI 101+			
RPI	S	Opponent	Score	RPI	S	Opponent	Score		RPI	S	Opponent	Score	RPI	S	Opponent	Score
2	H	Notre Dame	70 62	26	N	LSU	58 59		52	H	Indiana	84 70	113	H	Clemson	65 53
5	A	Florida St.	70 61	34	A	Syracuse	75 85		58	A	Wake Forest	65 50	141	H	Pittsburgh	55 42
10	H	Duke	55 52	39	A	Tulane	58 63		85	A	North Carolina	70 83	156	H	Hampton	81 56
13	A	Louisville	72 70										177	H	Col. of Charleston	91 47
20	H	Miami (FL)	64 67										221	H	UNCW	86 54
22	N	Kansas St.	50 67										234	H	Wofford	80 40
													238	H	UMES	77 58
													248	A	South Ala.	74 31
													275	H	North Florida	78 52
													289	N	UTEP	71 55
													344	H	N.C. Central	83 33
LAST 12 Division I GAMES:																
13	A	Louisville	72 70	58	A	Wake Forest	65 50									
85	A	North Carolina	70 83	20	H	Miami (FL)	64 67									
141	H	Pittsburgh	55 42	5	A	Florida St.	70 61									
113	H	Clemson	65 53	2	H	Notre Dame	70 62									
10	H	Duke	55 52	248	A	South Ala.	74 31									
34	A	Syracuse	75 85	39	A	Tulane	58 63									

Non-Div I Games:

North Carolina St.

■ Loss, 
■ Non-Conf, S Site, 
■ Home 
■ Away 
N Neutral

## North Dakota

Through Games Of Feb. 8, 2017

Average RPI Win:	245	WON-LOST	WINNING	LAST 10	STRENGTH OF	OPP. STRENGTH	TEAM	ADJ.	CONF.	ADJ CONF.
Average RPI Loss:	66	RECORD	PCT. RANK	GAMES	SCHEDULE	OF SCHEDULE	RPI	RPI	RPI	RPI
DIV. I ONLY	13- 7	101	9- 1	227	126	138	138	19	19	
DIV. I NON-CONF.	3- 6	230	1- 0	112	19	174	174	18	18	
TOTALS	RPI 1-25	RPI 26-50	W-L RECORDS	RPI 51-100	RPI 101-150	RPI 150+				
13- 7	0- 0	0- 3	OVERALL	0- 3	2- 1	11- 0				
6- 4	0- 0	0- 3	HOME	0- 1	1- 0	5- 0				
7- 3	0- 0	0- 0	AWAY	0- 2	1- 1	6- 0				
0- 0	0- 0	0- 0	NEUTRAL	0- 0	0- 0	0- 0				
3- 6	0- 0	0- 3	NON-CONFERENCE	0- 2	1- 1	2- 0				
1- 3	0- 0	0- 3	HOME	0- 0	1- 0	0- 0				
2- 3	0- 0	0- 0	AWAY	0- 2	0- 1	2- 0				
0- 0	0- 0	0- 0	NEUTRAL	0- 0	0- 0	0- 0				
10- 1	0- 0	0- 0	CONFERENCE	0- 1	1- 0	9- 0				
5- 1	0- 0	0- 0	HOME	0- 1	0- 0	5- 0				
5- 0	0- 0	0- 0	AWAY	0- 0	1- 0	4- 0				
0- 0	0- 0	0- 0	NEUTRAL	0- 0	0- 0	0- 0				

RPI 1-25				RPI 26-50				RPI 51-100				RPI 101+				Team's RPI: 138	
RPI	S	Opponent	Score	RPI	S	Opponent	Score	RPI	S	Opponent	Score	RPI	S	Opponent	Score		
				32	H	Drake	91 99	56	A	UNI	53 74	112	A	Northern Colo.	57 51		
				38	H	South Dakota St.	72 83	61	H	Montana St.	71 74	145	H	San Francisco	71 63		
				50	H	Iowa	60 75	76	A	Texas Tech	80 90	149	A	Kansas	71 76		
												190	A	Idaho St.	65 62		
												217	A	San Diego	65 61		
												227	A	Weber St.	70 65		
												257	H	Portland St.	65 61		
												276	A	Southern Utah	68 65		
												276	H	Southern Utah	75 70		
												279	H	Sacramento St.	94 71		
												281	A	North Dakota St.	76 55		
												297	A	Northern Ariz.	80 78		
												297	H	Northern Ariz.	88 69		
												328	H	Montana	73 63		
LAST 12 Division I GAMES:																	
				112	A	Northern Colo.	57 51	61	H	Montana St.	71 74						
				297	H	Northern Ariz.	88 69	276	A	Southern Utah	68 65						
				276	H	Southern Utah	75 70	297	A	Northern Ariz.	80 78						
				190	A	Idaho St.	65 62	279	H	Sacramento St.	94 71						
				227	A	Weber St.	70 65	257	H	Portland St.	65 61						
				328	H	Montana	73 63	217	A	San Diego	65 61						

Non-Div I Games: Mayville St. 70 43 Mary 79 67

North Dakota

Loss, Non-Conf, S Site, H Home A Away N Neutral

Average RPI Win: <b>228</b>	WON-LOST	WINNING	LAST 10	STRENGTH OF	OPP. STRENGTH	TEAM	ADJ.	CONF.	ADJ CONF.
Average RPI Loss: <b>144</b>	RECORD	PCT. RANK	GAMES	SCHEDULE	OF SCHEDULE	RPI	RPI	RPI	RPI
DIV. I ONLY	3- 19	331	3- 7	72	252	281	281	11	11
DIV. I NON-CONF.	0- 11	335	0- 1	146	332	336	336	10	10
TOTALS	RPI 1-25	RPI 26-50	W-L RECORDS	RPI 51-100	RPI 101-150	RPI 150+			
3- 19	0- 0	0- 2	OVERALL	1- 6	0- 2	2- 9			
2- 7	0- 0	0- 1	HOME	1- 2	0- 2	1- 2			
1- 10	0- 0	0- 1	AWAY	0- 3	0- 0	1- 6			
0- 2	0- 0	0- 0	NEUTRAL	0- 1	0- 0	0- 1			
0- 11	0- 0	0- 0	NON-CONFERENCE	0- 2	0- 1	0- 8			
0- 3	0- 0	0- 0	HOME	0- 1	0- 1	0- 1			
0- 6	0- 0	0- 0	AWAY	0- 0	0- 0	0- 6			
0- 2	0- 0	0- 0	NEUTRAL	0- 1	0- 0	0- 1			
3- 8	0- 0	0- 2	CONFERENCE	1- 4	0- 1	2- 1			
2- 4	0- 0	0- 1	HOME	1- 1	0- 1	1- 1			
1- 4	0- 0	0- 1	AWAY	0- 3	0- 0	1- 0			
0- 0	0- 0	0- 0	NEUTRAL	0- 0	0- 0	0- 0			

RPI 1-25				RPI 26-50				RPI 51-100				RPI 101+				Team's RPI: 281	
RPI	S	Opponent	Score	RPI	S	Opponent	Score	RPI	S	Opponent	Score	RPI	S	Opponent	Score		
				38	A	South Dakota St.	44 70	60	A	South Dakota	48 80	134	H	Oral Roberts	50 70		
				38	H	South Dakota St.	66 69	60	H	South Dakota	83 73	138	H	North Dakota	55 76		
								64	N	Central Mich.	55 77	161	A	Oakland	66 95		
								78	A	IUPUI	58 71	164	H	Omaha	60 80		
								91	H	Colorado	59 76	169	A	Providence	63 86		
								94	A	Western Ill.	81 110	173	A	Milwaukee	74 79		
								94	H	Western Ill.	60 87	174	H	Western Mich.	63 68		
												243	N	UC Santa Barbara	59 66		
												254	A	UTRGV	67 81		
												270	A	Cal Poly	46 73		
												298	A	Massachusetts	58 70		
												301	A	Denver	86 80		
												323	H	Fort Wayne	68 56		
LAST 12 Division I GAMES:																	
				94	H	Western Ill.	60 87	94	A	Western Ill.	81 110						
				38	A	South Dakota St.	44 70	323	H	Fort Wayne	68 56						
				134	H	Oral Roberts	50 70	60	H	South Dakota	83 73						
				60	A	South Dakota	48 80	301	A	Denver	86 80						
				78	A	IUPUI	58 71	38	H	South Dakota St.	66 69						
				164	H	Omaha	60 80	243	N	UC Santa Barbara	59 66						

Non-Div I Games: Mayville St. 93 44 Dickinson St. 70 63

North Dakota St.

■ Loss, 
 ■ Non-Conf, S Site, 
 ■ Home 
 ■ Away 
 N Neutral

Average RPI Win: 294		WON-LOST	WINNING	LAST 10	STRENGTH OF	OPP. STRENGTH	TEAM	ADJ.	CONF.	ADJ CONF.
Average RPI Loss: 160		RECORD	PCT. RANK	GAMES	SCHEDULE	OF SCHEDULE	RPI	RPI	RPI	RPI
DIV. I ONLY		5- 16	303	1- 8	163	271	275	275	24	24
DIV. I NON-CONF.		4- 8	230	0- 2	176	286	234	234	23	23
TOTALS	RPI 1-25	RPI 26-50		W-L RECORDS		RPI 51-100	RPI 101-150	RPI 150+		
5- 16	0- 1	0- 2		OVERALL		0- 3	0- 2	5- 8		
2- 6	0- 0	0- 0		HOME		0- 1	0- 1	2- 4		
2- 9	0- 1	0- 2		AWAY		0- 2	0- 1	2- 3		
1- 1	0- 0	0- 0		NEUTRAL		0- 0	0- 0	1- 1		
4- 8	0- 1	0- 2		NON-CONFERENCE		0- 0	0- 0	4- 5		
2- 2	0- 0	0- 0		HOME		0- 0	0- 0	2- 2		
1- 5	0- 1	0- 2		AWAY		0- 0	0- 0	1- 2		
1- 1	0- 0	0- 0		NEUTRAL		0- 0	0- 0	1- 1		
1- 8	0- 0	0- 0		CONFERENCE		0- 3	0- 2	1- 3		
0- 4	0- 0	0- 0		HOME		0- 1	0- 1	0- 2		
1- 4	0- 0	0- 0		AWAY		0- 2	0- 1	1- 1		
0- 0	0- 0	0- 0		NEUTRAL		0- 0	0- 0	0- 0		

RPI 1-25				RPI 26-50				RPI 51-100				RPI 101+				Team's RPI: 275	
RPI	S	Opponent	Score	RPI	S	Opponent	Score	RPI	S	Opponent	Score	RPI	S	Opponent	Score		
5	A	Florida St.	39 95	27	A	South Fla.	42 78	83	A	Jacksonville	58 68	117	A	Stetson	44 68		
				36	A	North Carolina St.	52 78	93	A	FGCU	46 69	117	H	Stetson	44 62		
								93	H	FGCU	51 68	171	A	Xavier	46 83		
												177	A	Col. of Charleston	60 47		
												188	H	Morehead St.	65 84		
												234	H	Wofford	60 79		
												247	A	Bethune-Cookman	50 52		
												248	N	South Ala.	55 62		
												282	H	Kennesaw St.	61 67		
												303	H	Lipscomb	58 60		
												306	N	Nicholls St.	77 74		
												315	A	NJIT	62 64		
												318	A	USC Upstate	78 67		
												330	H	Fla. Atlantic	95 88		
												341	H	Florida A&M	71 60		
LAST 12 Division I GAMES:																	
				93	A	FGCU	46 69	318	A	USC Upstate	78 67						
				117	H	Stetson	44 62	315	A	NJIT	62 64						
				93	H	FGCU	51 68	83	A	Jacksonville	58 68						
				117	A	Stetson	44 68	234	H	Wofford	60 79						
				282	H	Kennesaw St.	61 67	5	A	Florida St.	39 95						
				303	H	Lipscomb	58 60	247	A	Bethune-Cookman	50 52						

Non-Div I Games:	Warner	72	44	Webber Int'l	103	57	Edward Waters	70	50
------------------	--------	----	----	--------------	-----	----	---------------	----	----

North Florida

■ Loss, ■ Non-Conf, S Site, H Home A Away N Neutral



North Texas				Through Games Of Feb. 9, 1917						
Average RPI Win:	177	WON-LOST	WINNING	LAST 10	STRENGTH OF	OPP. STRENGTH	TEAM	ADJ.	CONF.	ADJ CONF.
Average RPI Loss:	130	RECORD	PCT. RANK	GAMES	SCHEDULE	OF SCHEDULE	RPI	RPI	RPI	RPI
DIV. I ONLY	7- 14	260	4- 6	86	169	201	201	14	14	
DIV. I NON-CONF.	3- 8	262	0- 2	164	202	253	253	16	16	
-----										
TOTALS	RPI 1-25		RPI 26-50	W-L RECORDS	RPI 51-100	RPI 101-150		RPI 150+		
7- 14	0- 0		0- 1	OVERALL	0- 4	4- 3		3- 6		
4- 5	0- 0		0- 0	HOME	0- 2	3- 0		1- 3		
3- 7	0- 0		0- 1	AWAY	0- 2	1- 3		2- 1		
0- 2	0- 0		0- 0	NEUTRAL	0- 0	0- 0		0- 2		
3- 8	0- 0		0- 1	NON-CONFERENCE	0- 1	2- 2		1- 4		
2- 2	0- 0		0- 0	HOME	0- 1	1- 0		1- 1		
1- 4	0- 0		0- 1	AWAY	0- 0	1- 2		0- 1		
0- 2	0- 0		0- 0	NEUTRAL	0- 0	0- 0		0- 2		
4- 6	0- 0		0- 0	CONFERENCE	0- 3	2- 1		2- 2		
2- 3	0- 0		0- 0	HOME	0- 1	2- 0		0- 2		
2- 3	0- 0		0- 0	AWAY	0- 2	0- 1		2- 0		
0- 0	0- 0		0- 0	NEUTRAL	0- 0	0- 0		0- 0		

RPI 1-25				RPI 26-50				RPI 51-100				RPI 101+				Team's RPI: 201	
RPI	S	Opponent	Score	RPI	S	Opponent	Score	RPI	S	Opponent	Score	RPI	S	Opponent	Score		
				48	A	Little Rock	44 55	52	H	Indiana	64 94	101	A	SMU	51 65		
								87	A	Charlotte	49 66	121	H	Southern Miss.	75 62		
								87	H	Charlotte	63 78	125	A	Arizona	62 58		
								89	A	Middle Tenn.	52 60	130	A	Tulsa	58 63		
												132	A	Old Dominion	47 62		
												132	H	Old Dominion	65 55		
												147	H	Iona	66 55		
												153	A	Missouri St.	54 63		
												160	H	Louisiana Tech	65 72		
												164	N	Omaha	57 85		
												176	A	Rice	77 69		
												176	H	Rice	49 51		
												183	H	Texas St.	58 59		
												204	A	UAB	59 58		
												254	N	UTRGV	69 74		
												334	H	Incarinate Word	84 61		
LAST 12 Division I GAMES:																	
				176	A	Rice	77 69	89	A	Middle Tenn.	52 60						
				132	A	Old Dominion	47 62	204	A	UAB	59 58						
				87	A	Charlotte	49 66	132	H	Old Dominion	65 55						
				160	H	Louisiana Tech	65 72	87	H	Charlotte	63 78						
				121	H	Southern Miss.	75 62	183	H	Texas St.	58 59						
				176	H	Rice	49 51	153	A	Missouri St.	54 63						

Non-Div I Games:

North Texas

Loss, Non-Conf, S Site, H Home A Away N Neutral

## Northeastern

Through Games Of Feb. 8, 2017

Average RPI Win:	226	WON-LOST	WINNING	LAST 10	STRENGTH OF	OPP. STRENGTH	TEAM	ADJ.	CONF.	ADJ CONF.
Average RPI Loss:	87	RECORD	PCT. RANK	GAMES	SCHEDULE	OF SCHEDULE	RPI	RPI	RPI	RPI
DIV. I ONLY	7- 16	278	2- 8	51	114	184	184	8	8	
DIV. I NON-CONF.	4- 8	230	1- 0	99	129	187	187	8	8	
TOTALS	RPI 1-25	RPI 26-50	W-L RECORDS	RPI 51-100	RPI 101-150	RPI 150+				
7- 16	0- 1	0- 5	OVERALL	0- 4	0- 5	7- 1				
4- 6	0- 0	0- 2	HOME	0- 2	0- 2	4- 0				
3- 7	0- 0	0- 3	AWAY	0- 1	0- 3	3- 0				
0- 3	0- 1	0- 0	NEUTRAL	0- 1	0- 0	0- 1				
4- 8	0- 1	0- 2	NON-CONFERENCE	0- 2	0- 2	4- 1				
2- 2	0- 0	0- 0	HOME	0- 1	0- 1	2- 0				
2- 3	0- 0	0- 2	AWAY	0- 0	0- 1	2- 0				
0- 3	0- 1	0- 0	NEUTRAL	0- 1	0- 0	0- 1				
3- 8	0- 0	0- 3	CONFERENCE	0- 2	0- 3	3- 0				
2- 4	0- 0	0- 2	HOME	0- 1	0- 1	2- 0				
1- 4	0- 0	0- 1	AWAY	0- 1	0- 2	1- 0				
0- 0	0- 0	0- 0	NEUTRAL	0- 0	0- 0	0- 0				

RPI 1-25				RPI 26-50				RPI 51-100				RPI 101+				Team's RPI: 184	
RPI	S	Opponent	Score	RPI	S	Opponent	Score	RPI	S	Opponent	Score	RPI	S	Opponent	Score		
12	N	Stanford	45 74	29	H	Elon	65 76	70	A	Drexel	51 74	116	A	Delaware	53 65		
				42	A	James Madison	54 74	70	H	Drexel	33 63	123	A	Maine	49 68		
				42	H	James Madison	49 67	96	H	New Hampshire	63 66	128	H	St. Mary's (CA)	53 77		
				47	A	Michigan St.	44 78	99	N	Purdue	54 79	133	A	William & Mary	58 60		
				49	A	Quinnipiac	59 76					133	H	William & Mary	54 68		
												166	H	Towson	72 64		
												180	A	Hofstra	53 51		
												196	N	Wichita St.	73 87		
												200	H	Siena	61 50		
												221	H	UNCW	55 47		
												244	A	Canisius	83 59		
												267	H	Boston U.	78 59		
												301	A	Denver	72 69		
LAST 12 Division I GAMES:																	
				42	H	James Madison	49 67	42	A	James Madison	54 74						
				133	H	William & Mary	54 68	133	A	William & Mary	58 60						
				70	A	Drexel	51 74	70	H	Drexel	33 63						
				29	H	Elon	65 76	166	H	Towson	72 64						
				221	H	UNCW	55 47	180	A	Hofstra	53 51						
				116	A	Delaware	53 65	200	H	Siena	61 50						

Non-Div I Games:

Northeastern

■ Loss, 
 ■ Non-Conf, 
 ■ S Site, 
 ■ H Home 
 ■ A Away 
 N Neutral

Average RPI Win:	265	WON-LOST	WINNING	LAST 10	STRENGTH OF	OPP. STRENGTH	TEAM	ADJ.	CONF.	ADJ CONF.
Average RPI Loss:	183	RECORD	PCT. RANK	GAMES	SCHEDULE	OF SCHEDULE	RPI	RPI	RPI	RPI
DIV. I ONLY	5- 16	303	1- 9	185	315	297	297	19	19	
DIV. I NON-CONF.	3- 7	250	0- 1	246	340	295	295	18	18	
TOTALS	RPI 1-25	RPI 26-50	W-L RECORDS	RPI 51-100	RPI 101-150	RPI 150+				
5- 16	0- 0	0- 0	OVERALL	0- 1	1- 6	4- 9				
3- 7	0- 0	0- 0	HOME	0- 0	1- 3	2- 4				
2- 9	0- 0	0- 0	AWAY	0- 1	0- 3	2- 5				
0- 0	0- 0	0- 0	NEUTRAL	0- 0	0- 0	0- 0				
3- 7	0- 0	0- 0	NON-CONFERENCE	0- 1	0- 1	3- 5				
2- 2	0- 0	0- 0	HOME	0- 0	0- 0	2- 2				
1- 5	0- 0	0- 0	AWAY	0- 1	0- 1	1- 3				
0- 0	0- 0	0- 0	NEUTRAL	0- 0	0- 0	0- 0				
2- 9	0- 0	0- 0	CONFERENCE	0- 0	1- 5	1- 4				
1- 5	0- 0	0- 0	HOME	0- 0	1- 3	0- 2				
1- 4	0- 0	0- 0	AWAY	0- 0	0- 2	1- 2				
0- 0	0- 0	0- 0	NEUTRAL	0- 0	0- 0	0- 0				

RPI S	Opponent	Score	RPI S	Opponent	Score	RPI S	Opponent	Score	RPI S	Opponent	Score	Team's RPI: 297
						67	A Utah	65 78	112	A Northern Colo.	64 75	
									112	H Northern Colo.	66 69	
									131	A Lamar University	60 75	
									138	A North Dakota	69 88	
									138	H North Dakota	78 80	
									142	H Idaho	80 91	
									143	H Eastern Wash.	56 47	
									190	H Idaho St.	51 64	
									197	H New Mexico St.	68 79	
									198	H CSUN	79 83	
									223	A Grand Canyon	65 76	
									227	H Weber St.	64 75	
									243	A UC Santa Barbara	51 60	
									257	A Portland St.	55 56	
									270	A Cal Poly	53 58	
									276	A Southern Utah	77 68	
									279	A Sacramento St.	76 82	
									289	A UTEP	65 51	
									301	H Denver	82 67	
									314	H Youngstown St.	70 49	
LAST 12 Division I GAMES:												
227	H	Weber St.	64	75	279	A	Sacramento St.	76	82			
190	H	Idaho St.	51	64	257	A	Portland St.	55	56			
138	A	North Dakota	69	88	112	H	Northern Colo.	66	69			
112	A	Northern Colo.	64	75	138	H	North Dakota	78	80			
142	H	Idaho	80	91	276	A	Southern Utah	77	68			
143	H	Eastern Wash.	56	47	67	A	Utah	65	78			

Non-Div I Games: Antelope Valley 109 60

Northern Ariz.

■ Loss, 
■ Non-Conf, 
■ S Site, 
■ H Home 
■ A Away 
N Neutral

## Northern Colo.

Through Games Of Feb. 8, 2017

Average RPI Win:	238	WON-LOST	WINNING	LAST 10	STRENGTH OF	OPP. STRENGTH	TEAM	ADJ.	CONF.	ADJ CONF.
Average RPI Loss:	108	RECORD	PCT. RANK	GAMES	SCHEDULE	OF SCHEDULE	RPI	RPI	RPI	RPI
DIV. I ONLY	17- 4	18	9- 1	298	200	112	112	19	19	
DIV. I NON-CONF.	7- 3	83	1- 0	238	157	106	106	18	18	
TOTALS	RPI 1-25	RPI 26-50	W-L RECORDS	RPI 51-100	RPI 101-150	RPI 150+				
17- 4	0- 0	0- 0	OVERALL	2- 2	1- 2	14- 0				
9- 2	0- 0	0- 0	HOME	2- 1	0- 1	7- 0				
7- 2	0- 0	0- 0	AWAY	0- 1	1- 1	6- 0				
1- 0	0- 0	0- 0	NEUTRAL	0- 0	0- 0	1- 0				
7- 3	0- 0	0- 0	NON-CONFERENCE	1- 2	1- 1	5- 0				
3- 1	0- 0	0- 0	HOME	1- 1	0- 0	2- 0				
3- 2	0- 0	0- 0	AWAY	0- 1	1- 1	2- 0				
1- 0	0- 0	0- 0	NEUTRAL	0- 0	0- 0	1- 0				
10- 1	0- 0	0- 0	CONFERENCE	1- 0	0- 1	9- 0				
6- 1	0- 0	0- 0	HOME	1- 0	0- 1	5- 0				
4- 0	0- 0	0- 0	AWAY	0- 0	0- 0	4- 0				
0- 0	0- 0	0- 0	NEUTRAL	0- 0	0- 0	0- 0				

RPI 1-25			RPI 26-50			RPI 51-100			RPI 101+			Team's RPI: 112
RPI	S	Opponent	Score	RPI	S	Opponent	Score	RPI	S	Opponent	Score	
						61 H Montana St.	66 58	128 A St. Mary's (CA)		65 75		
						73 A Colorado St.	47 58	138 H North Dakota		51 57		
						91 H Colorado	62 83	150 A UTSA		73 66		
						93 H FGCU	77 74	190 A Idaho St.		77 62		
								208 A Pacific		60 56		
								217 H San Diego		54 51		
								227 A Weber St.		88 79		
								257 H Portland St.		91 62		
								271 N Eastern Mich.		58 57		
								276 A Southern Utah		83 53		
								276 H Southern Utah		74 55		
								279 H Sacramento St.		95 88		
								297 A Northern Ariz.		69 66		
								297 H Northern Ariz.		75 64		
								301 H Denver		68 48		
								311 A Air Force		71 44		
								328 H Montana		65 46		
LAST 12 Division I GAMES:												
						138 H North Dakota	51 57	328 H Montana		65 46		
						276 H Southern Utah	74 55	297 A Northern Ariz.		69 66		
						297 H Northern Ariz.	75 64	276 A Southern Utah		83 53		
						227 A Weber St.	88 79	257 H Portland St.		91 62		
						190 A Idaho St.	77 62	279 H Sacramento St.		95 88		
						61 H Montana St.	66 58	208 A Pacific		60 56		

Non-Div I Games: Colo. Christian 90 47

Northern Colo.

■ Loss, 
 ■ Non-Conf, S Site, 
 ■ Home 
 ■ Away 
 N Neutral

Average RPI Win:	205	WON-LOST	WINNING	LAST 10	STRENGTH OF	OPP. STRENGTH	TEAM	ADJ.	CONF.	ADJ CONF.
Average RPI Loss:	90	RECORD	PCT. RANK	GAMES	SCHEDULE	OF SCHEDULE	RPI	RPI	RPI	RPI
DIV. I ONLY	16- 6	52	8- 2	187	139	88	88	10	10	
DIV. I NON-CONF.	7- 4	114	1- 0	266	205	133	133	11	11	
TOTALS	RPI 1-25	RPI 26-50	W-L RECORDS	RPI 51-100	RPI 101-150	RPI 150+				
16- 6	0- 0	1- 1	OVERALL	1- 4	3- 0	11- 1				
9- 2	0- 0	1- 0	HOME	0- 1	1- 0	7- 1				
7- 3	0- 0	0- 1	AWAY	1- 1	2- 0	4- 0				
0- 1	0- 0	0- 0	NEUTRAL	0- 1	0- 0	0- 0				
7- 4	0- 0	0- 1	NON-CONFERENCE	0- 3	0- 0	7- 0				
4- 0	0- 0	0- 0	HOME	0- 0	0- 0	4- 0				
3- 3	0- 0	0- 1	AWAY	0- 2	0- 0	3- 0				
0- 1	0- 0	0- 0	NEUTRAL	0- 1	0- 0	0- 0				
9- 2	0- 0	1- 0	CONFERENCE	1- 1	3- 0	4- 1				
5- 2	0- 0	1- 0	HOME	0- 1	1- 0	3- 1				
4- 0	0- 0	0- 0	AWAY	1- 0	2- 0	1- 0				
0- 0	0- 0	0- 0	NEUTRAL	0- 0	0- 0	0- 0				

RPI S	Opponent	Score	RPI S	Opponent	Score	RPI S	Opponent	Score	RPI S	Opponent	Score
32	A Drake	86 95	44	H Ohio	88 80	60	N South Dakota	83 97	110	A Kent St.	98 97
						64	H Central Mich.	94 109	110	H Kent St.	93 72
						71	A Toledo	77 73	137	A Ball St.	101 96
						72	A Iowa St.	89 97	173	H Milwaukee	114 104
						94	A Western Ill.	79 83	174	H Western Mich.	67 62
									211	H SIUE	97 78
									216	H Miami (OH)	89 76
									217	H Akron	55 84
									228	A Bradley	81 51
									261	A Bowling Green	89 76
									271	H Eastern Mich.	85 73
									310	A UMKC	86 75
									317	A Loyola Chicago	90 70
									321	H Illinois St.	108 66
									329	H Chicago St.	94 85
LAST 12 Division I GAMES:											
64	H Central Mich.	94 109	71	A Toledo	77 73						
174	H Western Mich.	67 62	110	A Kent St.	98 97						
137	A Ball St.	101 96	44	H Ohio	88 80						
110	H Kent St.	93 72	261	A Bowling Green	89 76						
216	H Miami (OH)	89 76	271	H Eastern Mich.	85 73						
217	H Akron	55 84	310	A UMKC	86 75						

Non-Div I Games:

Northern Ill.

■ Loss, 
 ■ Non-Conf, 
 ■ S Site, 
 ■ H Home 
 ■ A Away 
 N Neutral

Average RPI Win:	265	WON-LOST	WINNING	LAST 10	STRENGTH OF	OPP. STRENGTH	TEAM	ADJ.	CONF.	ADJ CONF.
Average RPI Loss:	158	RECORD	PCT. RANK	GAMES	SCHEDULE	OF SCHEDULE	RPI	RPI	RPI	RPI
DIV. I ONLY	6- 16	289	3- 7	146	291	264	264	20	20	
DIV. I NON-CONF.	3- 8	262	1- 0	162	303	271	271	20	20	
TOTALS	RPI 1-25	RPI 26-50	W-L RECORDS	RPI 51-100	RPI 101-150	RPI 150+				
6- 16	0- 0	0- 2	OVERALL	0- 1	1- 5	5- 8				
2- 7	0- 0	0- 0	HOME	0- 0	0- 3	2- 4				
2- 8	0- 0	0- 2	AWAY	0- 0	0- 1	2- 3				
2- 1	0- 0	0- 0	NEUTRAL	0- 0	1- 0	1- 1				
3- 8	0- 0	0- 1	NON-CONFERENCE	0- 1	1- 1	2- 5				
1- 3	0- 0	0- 0	HOME	0- 0	0- 1	1- 2				
0- 4	0- 0	0- 1	AWAY	0- 1	0- 0	0- 2				
2- 1	0- 0	0- 0	NEUTRAL	0- 0	1- 0	1- 1				
3- 8	0- 0	0- 1	CONFERENCE	0- 0	0- 4	3- 3				
1- 4	0- 0	0- 0	HOME	0- 0	0- 2	1- 2				
2- 4	0- 0	0- 1	AWAY	0- 0	0- 2	2- 1				
0- 0	0- 0	0- 0	NEUTRAL	0- 0	0- 0	0- 0				

RPI S	Opponent	Score	RPI S	Opponent	Score	RPI S	Opponent	Score	RPI S	Opponent	Score	Team's RPI: 264
33	A Green Bay	39 70	52	A Indiana	49 100	117	H Stetson	45 54				
44	A Ohio	41 58				121	N Southern Miss.	58 53				
						140	A Wright St.	47 67				
						140	H Wright St.	63 70				
						148	A Detroit	49 57				
						148	H Detroit	53 55				
						161	H Oakland	47 61				
						173	A Milwaukee	44 72				
						186	H ETSU	62 56				
						194	H Cleveland St.	54 58				
						199	A Indiana St.	38 58				
						216	H Miami (OH)	50 60				
						245	H Murray St.	69 72				
						257	N Portland St.	54 77				
						263	A Tennessee Tech	40 55				
						314	H Youngstown St.	87 81				
						320	A Valparaiso	70 55				
						324	N Arkansas St.	83 78				
						325	A Ill.-Chicago	58 37				
LAST 12 Division I GAMES:												
140	A Wright St.	47 67	140	H Wright St.	63 70							
148	H Detroit	53 55	314	H Youngstown St.	87 81							
161	H Oakland	47 61	194	H Cleveland St.	54 58							
325	A Ill.-Chicago	58 37	173	A Milwaukee	44 72							
320	A Valparaiso	70 55	33	A Green Bay	39 70							
148	A Detroit	49 57	121	N Southern Miss.	58 53							

Non-Div I Games: Ind.-East 66 46

Northern Ky.

Loss, Non-Conf, S Site, H Home A Away N Neutral

## Northwestern

Through Games Of Feb. 8, 2017

Average RPI Win:	170	WON-LOST	WINNING	LAST 10	STRENGTH OF	OPP. STRENGTH	TEAM	ADJ.	CONF.	ADJ CONF.
Average RPI Loss:	42	RECORD	PCT. RANK	GAMES	SCHEDULE	OF SCHEDULE	RPI	RPI	RPI	RPI
DIV. I ONLY	17- 6	41	6- 4	98	76	51	51	6	6	
DIV. I NON-CONF.	11- 2	24	1- 1	193	140	51	51	6	6	
TOTALS	RPI 1-25	RPI 26-50	W-L RECORDS	RPI 51-100	RPI 101-150	RPI 150+				
17- 6	0- 3	1- 1	OVERALL	4- 2	1- 0	11- 0				
13- 2	0- 0	1- 1	HOME	4- 1	1- 0	7- 0				
4- 4	0- 3	0- 0	AWAY	0- 1	0- 0	4- 0				
0- 0	0- 0	0- 0	NEUTRAL	0- 0	0- 0	0- 0				
11- 2	0- 1	0- 0	NON-CONFERENCE	2- 1	1- 0	8- 0				
9- 0	0- 0	0- 0	HOME	2- 0	1- 0	6- 0				
2- 2	0- 1	0- 0	AWAY	0- 1	0- 0	2- 0				
0- 0	0- 0	0- 0	NEUTRAL	0- 0	0- 0	0- 0				
6- 4	0- 2	1- 1	CONFERENCE	2- 1	0- 0	3- 0				
4- 2	0- 0	1- 1	HOME	2- 1	0- 0	1- 0				
2- 2	0- 2	0- 0	AWAY	0- 0	0- 0	2- 0				
0- 0	0- 0	0- 0	NEUTRAL	0- 0	0- 0	0- 0				

RPI 1-25				RPI 26-50				RPI 51-100 Team's RPI: 51				RPI 101+			
RPI	S	Opponent	Score	RPI	S	Opponent	Score	RPI	S	Opponent	Score	RPI	S	Opponent	Score
15	A	DePaul	66 89	31	H	Ohio St.	87 94	52	H	Indiana	80 67	134	H	Oral Roberts	64 55
18	A	Maryland	65 96	47	H	Michigan St.	76 65	69	H	Virginia	69 60	153	H	Missouri St.	75 52
24	A	Michigan	54 80					75	H	Florida	73 68	156	H	Hampton	67 48
								80	A	Gonzaga	56 67	158	A	Santa Clara	87 75
								81	H	Penn St.	58 74	173	A	Milwaukee	65 63
								99	H	Purdue	76 60	182	A	Nebraska	62 58
												193	A	Rutgers	55 37
												205	H	Wisconsin	63 43
												266	H	UT Martin	82 59
												272	H	Evansville	88 66
												325	H	Ill.-Chicago	88 44
												329	H	Chicago St.	75 42
LAST 12 Division I GAMES:															
81	H	Penn St.	58 74	18	A	Maryland	65 96								
205	H	Wisconsin	63 43	31	H	Ohio St.	87 94								
193	A	Rutgers	55 37	99	H	Purdue	76 60								
24	A	Michigan	54 80	182	A	Nebraska	62 58								
47	H	Michigan St.	76 65	266	H	UT Martin	82 59								
52	H	Indiana	80 67	80	A	Gonzaga	56 67								

Non-Div I Games:

Northwestern

■ Loss, 
 ■ Non-Conf, S Site, 
 ■ Home 
 ■ Away 
 N Neutral

Average RPI Win:	295	WON-LOST	WINNING	LAST 10	STRENGTH OF	OPP. STRENGTH	TEAM	ADJ.	CONF.	ADJ CONF.
Average RPI Loss:	180	RECORD	PCT. RANK	GAMES	SCHEDULE	OF SCHEDULE	RPI	RPI	RPI	RPI
DIV. I ONLY	6- 11	249	4- 6	295	290	299	299	27	27	
DIV. I NON-CONF.	2- 5	259	0- 1	187	176	278	278	27	27	
TOTALS	RPI 1-25	RPI 26-50	W-L RECORDS	RPI 51-100	RPI 101-150	RPI 150+				
6- 11	0- 2	0- 0	OVERALL	0- 0	1- 3	5- 6				
5- 2	0- 0	0- 0	HOME	0- 0	1- 0	4- 2				
1- 9	0- 2	0- 0	AWAY	0- 0	0- 3	1- 4				
0- 0	0- 0	0- 0	NEUTRAL	0- 0	0- 0	0- 0				
2- 5	0- 2	0- 0	NON-CONFERENCE	0- 0	0- 1	2- 2				
2- 1	0- 0	0- 0	HOME	0- 0	0- 0	2- 1				
0- 4	0- 2	0- 0	AWAY	0- 0	0- 1	0- 1				
0- 0	0- 0	0- 0	NEUTRAL	0- 0	0- 0	0- 0				
4- 6	0- 0	0- 0	CONFERENCE	0- 0	1- 2	3- 4				
3- 1	0- 0	0- 0	HOME	0- 0	1- 0	2- 1				
1- 5	0- 0	0- 0	AWAY	0- 0	0- 2	1- 3				
0- 0	0- 0	0- 0	NEUTRAL	0- 0	0- 0	0- 0				

RPI 1-25			RPI 26-50			RPI 51-100			RPI 101+			Team's RPI: 299
RPI	S	Opponent	Score	RPI	S	Opponent	Score	RPI	S	Opponent	Score	
4	A	Mississippi St.	30 106					106	A	Central Ark.	43 76	
7	A	Texas	39 86					107	H	SFA	76 72	
								124	A	Arkansas	36 65	
								131	A	Lamar University	60 73	
								165	A	Memphis	38 54	
								265	A	McNeese	52 68	
								265	H	McNeese	63 68	
								286	H	Mississippi Val.	64 68	
								295	A	A&M-Corpus Christi	51 60	
								306	H	Nicholls St.	75 58	
								332	H	La.-Monroe	67 65	
								334	A	Incarinate Word	76 74	
								336	A	Southeastern La.	58 69	
								342	H	Sam Houston St.	78 51	
								348	H	Jackson St.	83 65	
LAST 12 Division I GAMES:												
107	H	SFA	76 72	295	A	A&M-Corpus Christi	51 60					
131	A	Lamar University	60 73	334	A	Incarinate Word	76 74					
336	A	Southeastern La.	58 69	106	A	Central Ark.	43 76					
265	A	McNeese	52 68	265	H	McNeese	63 68					
342	H	Sam Houston St.	78 51	4	A	Mississippi St.	30 106					
306	H	Nicholls St.	75 58	124	A	Arkansas	36 65					

Non-Div I Games: LeTourneau 80 68 Louisiana Col. 113 65 LSU-Alexandria 97 76 Central Baptist 93 42 Northwestern St.



Average RPI Win:	81	WON-LOST	WINNING	LAST 10	STRENGTH OF	OPP. STRENGTH	TEAM	ADJ.	CONF.	ADJ CONF.
Average RPI Loss:	17	RECORD	PCT. RANK	GAMES	SCHEDULE	OF SCHEDULE	RPI	RPI	RPI	RPI
DIV. I ONLY	22- 3	8	9- 1	1	8	2	2	3	3	
DIV. I NON-CONF.	12- 2	23	0- 1	2	5	2	2	4	4	
TOTALS	RPI 1-25	RPI 26-50	W-L RECORDS	RPI 51-100	RPI 101-150	RPI 150+				
22- 3	5- 2	5- 1	OVERALL	6- 0	3- 0	3- 0				
11- 1	3- 1	1- 0	HOME	3- 0	3- 0	1- 0				
10- 2	2- 1	4- 1	AWAY	3- 0	0- 0	1- 0				
1- 0	0- 0	0- 0	NEUTRAL	0- 0	0- 0	1- 0				
12- 2	2- 2	3- 0	NON-CONFERENCE	3- 0	2- 0	2- 0				
6- 1	1- 1	1- 0	HOME	1- 0	2- 0	1- 0				
5- 1	1- 1	2- 0	AWAY	2- 0	0- 0	0- 0				
1- 0	0- 0	0- 0	NEUTRAL	0- 0	0- 0	1- 0				
10- 1	3- 0	2- 1	CONFERENCE	3- 0	1- 0	1- 0				
5- 0	2- 0	0- 0	HOME	2- 0	1- 0	0- 0				
5- 1	1- 0	2- 1	AWAY	1- 0	0- 0	1- 0				
0- 0	0- 0	0- 0	NEUTRAL	0- 0	0- 0	0- 0				

RPI S	Opponent	Score	RPI S	Opponent	Score	RPI S	Opponent	Score	RPI S	Opponent	Score
1	H UConn	61 72	33	H Green Bay	71 67	58	H Wake Forest	92 72	120	H Fordham	67 36
8	H Washington	71 60	36	A North Carolina St.	62 70	64	H Central Mich.	107 47	122	H TCU	92 59
10	H Duke	62 58	41	A Georgia Tech	55 38	69	H Virginia	82 74	141	H Pittsburgh	86 54
13	H Louisville	85 66	45	A Virginia Tech	76 59	71	A Toledo	85 68	175	A Boston College	80 69
14	A Tennessee	69 71	47	A Michigan St.	79 61	85	A North Carolina	77 55	191	N Louisiana	91 51
15	A DePaul	75 61	50	A Iowa	73 58	90	A Chattanooga	79 58	320	H Valparaiso	114 54
20	A Miami (FL)	67 55									
LAST 12 Division I GAMES:											
13	H Louisville	85 66	14	A Tennessee	69 71						
45	A Virginia Tech	76 59	141	H Pittsburgh	86 54						
69	H Virginia	82 74	20	A Miami (FL)	67 55						
10	H Duke	62 58	58	H Wake Forest	92 72						
85	A North Carolina	77 55	41	A Georgia Tech	55 38						
175	A Boston College	80 69	36	A North Carolina St.	62 70						

Non-Div I Games:

Notre Dame

Average RPI Win:	255	WON-LOST	WINNING	LAST 10	STRENGTH OF	OPP. STRENGTH	TEAM	ADJ.	CONF.	ADJ CONF.
Average RPI Loss:	98	RECORD	PCT. RANK	GAMES	SCHEDULE	OF SCHEDULE	RPI	RPI	RPI	RPI
DIV. I ONLY	11- 10	159	5- 5	141	231	161	161	20	20	
DIV. I NON-CONF.	4- 5	198	0- 0	240	134	190	190	20	20	
TOTALS	RPI 1-25	RPI 26-50	W-L RECORDS	RPI 51-100	RPI 101-150	RPI 150+				
11- 10	0- 1	1- 2	OVERALL	0- 2	0- 4	10- 1				
7- 4	0- 0	1- 0	HOME	0- 0	0- 3	6- 1				
4- 6	0- 1	0- 2	AWAY	0- 2	0- 1	4- 0				
0- 0	0- 0	0- 0	NEUTRAL	0- 0	0- 0	0- 0				
4- 5	0- 1	0- 1	NON-CONFERENCE	0- 2	0- 1	4- 0				
2- 1	0- 0	0- 0	HOME	0- 0	0- 1	2- 0				
2- 4	0- 1	0- 1	AWAY	0- 2	0- 0	2- 0				
0- 0	0- 0	0- 0	NEUTRAL	0- 0	0- 0	0- 0				
7- 5	0- 0	1- 1	CONFERENCE	0- 0	0- 3	6- 1				
5- 3	0- 0	1- 0	HOME	0- 0	0- 2	4- 1				
2- 2	0- 0	0- 1	AWAY	0- 0	0- 1	2- 0				
0- 0	0- 0	0- 0	NEUTRAL	0- 0	0- 0	0- 0				

RPI 1-25				RPI 26-50				RPI 51-100				RPI 101+ Team's RPI: 161			
RPI	S	Opponent	Score	RPI	S	Opponent	Score	RPI	S	Opponent	Score	RPI	S	Opponent	Score
24	A	Michigan	63 101	33	A	Green Bay	47 89	52	A	Indiana	59 84	137	H	Ball St.	59 66
				33	H	Green Bay	74 71	64	A	Central Mich.	67 70	140	A	Wright St.	66 84
				47	A	Michigan St.	74 81					140	H	Wright St.	61 73
												148	H	Detroit	71 80
												173	A	Milwaukee	75 73
												173	H	Milwaukee	77 63
												194	H	Cleveland St.	62 74
												264	A	Northern Ky.	61 47
												274	H	Vermont	79 55
												281	H	North Dakota St.	95 66
												314	H	Youngstown St.	80 54
												320	H	Valparaiso	104 63
												323	A	Fort Wayne	82 61
												325	H	Ill.-Chicago	81 58
												329	A	Chicago St.	80 60
LAST 12 Division I GAMES:															
173	H	Milwaukee	77 63	140	H	Wright St.	61 73								
33	H	Green Bay	74 71	33	A	Green Bay	47 89								
140	A	Wright St.	66 84	173	A	Milwaukee	75 73								
264	A	Northern Ky.	61 47	148	H	Detroit	71 80								
314	H	Youngstown St.	80 54	320	H	Valparaiso	104 63								
194	H	Cleveland St.	62 74	325	H	Ill.-Chicago	81 58								

Non-Div I Games: Concordia (MI) 99 32 Marygrove 126 31

Oakland

Loss, Non-Conf, S Site, H Home A Away N Neutral

Average RPI Win:	181	WON-LOST	WINNING	LAST 10	STRENGTH OF	OPP. STRENGTH	TEAM	ADJ.	CONF.	ADJ CONF.
Average RPI Loss:	113	RECORD	PCT. RANK	GAMES	SCHEDULE	OF SCHEDULE	RPI	RPI	RPI	RPI
DIV. I ONLY	17- 5	30	7- 3	127	122	44	44	10	10	
DIV. I NON-CONF.	9- 2	37	0- 1	192	185	58	58	11	11	
TOTALS	RPI 1-25	RPI 26-50	W-L RECORDS	RPI 51-100	RPI 101-150	RPI 150+				
17- 5	0- 1	0- 0	OVERALL	5- 2	1- 1	11- 1				
10- 1	0- 0	0- 0	HOME	2- 0	1- 1	7- 0				
7- 4	0- 1	0- 0	AWAY	3- 2	0- 0	4- 1				
0- 0	0- 0	0- 0	NEUTRAL	0- 0	0- 0	0- 0				
9- 2	0- 1	0- 0	NON-CONFERENCE	2- 0	1- 0	6- 1				
6- 0	0- 0	0- 0	HOME	0- 0	1- 0	5- 0				
3- 2	0- 1	0- 0	AWAY	2- 0	0- 0	1- 1				
0- 0	0- 0	0- 0	NEUTRAL	0- 0	0- 0	0- 0				
8- 3	0- 0	0- 0	CONFERENCE	3- 2	0- 1	5- 0				
4- 1	0- 0	0- 0	HOME	2- 0	0- 1	2- 0				
4- 2	0- 0	0- 0	AWAY	1- 2	0- 0	3- 0				
0- 0	0- 0	0- 0	NEUTRAL	0- 0	0- 0	0- 0				

RPI 1-25				RPI 26-50				Team's RPI: 44				RPI 51-100				RPI 101+			
RPI	S	Opponent	Score	RPI	S	Opponent	Score	RPI	S	Opponent	Score	RPI	S	Opponent	Score	RPI	S	Opponent	Score
24	A	Michigan	46 69									62	H	Buffalo	83 55	109	H	Duquesne	64 46
												64	A	Central Mich.	59 64	110	H	Kent St.	65 68
												71	A	Toledo	64 55	174	H	Western Mich.	80 67
												71	H	Toledo	61 55	192	H	Illinois	80 68
												78	A	IUPUI	71 65	206	H	Binghamton	63 55
												88	A	Northern Ill.	80 88	216	A	Miami (OH)	79 62
												89	A	Middle Tenn.	73 52	217	A	Akron	85 69
																245	H	Murray St.	79 70
																261	A	Bowling Green	69 58
																264	H	Northern Ky.	58 41
																266	H	UT Martin	72 55
																271	H	Eastern Mich.	68 51
																277	A	N.C. A&T	57 63
																290	A	High Point	76 48
LAST 12 Division I GAMES:																			
71	H	Toledo	61 55	110	H	Kent St.	65 68												
64	A	Central Mich.	59 64	217	A	Akron	85 69												
216	A	Miami (OH)	79 62	88	A	Northern Ill.	80 88												
174	H	Western Mich.	80 67	62	H	Buffalo	83 55												
271	H	Eastern Mich.	68 51	261	A	Bowling Green	69 58												
71	A	Toledo	64 55	277	A	N.C. A&T	57 63												

Non-Div I Games:

Ohio

Average RPI Win: 149		WON-LOST	WINNING	LAST 10	STRENGTH OF	OPP. STRENGTH	TEAM	ADJ.	CONF.	ADJ CONF.
Average RPI Loss: 16		RECORD	PCT. RANK	GAMES	SCHEDULE	OF SCHEDULE	RPI	RPI	RPI	RPI
DIV. I ONLY		21- 5	20	9- 1	61	40	31	31	6	6
DIV. I NON-CONF.		10- 4	80	0- 0	45	48	68	68	6	6
<hr/>										
TOTALS	RPI 1-25		RPI 26-50		W-L RECORDS	RPI 51-100	RPI 101-150		RPI 150+	
21- 5	1- 4		1- 1		OVERALL	7- 0	1- 0		11- 0	
14- 2	1- 2		0- 0		HOME	2- 0	1- 0		10- 0	
5- 2	0- 1		0- 1		AWAY	4- 0	0- 0		1- 0	
2- 1	0- 1		1- 0		NEUTRAL	1- 0	0- 0		0- 0	
10- 4	0- 4		1- 0		NON-CONFERENCE	1- 0	1- 0		7- 0	
8- 2	0- 2		0- 0		HOME	0- 0	1- 0		7- 0	
0- 1	0- 1		0- 0		AWAY	0- 0	0- 0		0- 0	
2- 1	0- 1		1- 0		NEUTRAL	1- 0	0- 0		0- 0	
11- 1	1- 0		0- 1		CONFERENCE	6- 0	0- 0		4- 0	
6- 0	1- 0		0- 0		HOME	2- 0	0- 0		3- 0	
5- 1	0- 0		0- 1		AWAY	4- 0	0- 0		1- 0	
0- 0	0- 0		0- 0		NEUTRAL	0- 0	0- 0		0- 0	

RPI S	Opponent	Score	RPI S	Opponent	Score	Team's RPI: 31	RPI S	Opponent	Score	RPI S	Opponent	Score
1	A UConn	63 82	34	N Syracuse	77 72		51	A Northwestern	94 87	109	H Duquesne	89 69
3	H South Carolina	80 92	47	A Michigan St.	75 94		52	A Indiana	92 82	152	H Cincinnati	80 38
9	N Baylor	68 85					54	A Minnesota	88 76	182	H Nebraska	95 75
20	H Miami (FL)	89 94					54	H Minnesota	87 62	192	H Illinois	88 64
24	H Michigan	96 87					81	H Penn St.	87 72	194	H Cleveland St.	96 78
							93	N FGCU	79 66	205	A Wisconsin	96 68
							99	A Purdue	61 56	205	H Wisconsin	70 61
										210	H Alabama St.	118 61
										236	H Southern U.	108 73
										244	H Canisius	89 56
										327	H Winthrop	88 48
										333	H LIU Brooklyn	113 54
LAST 12 Division I GAMES:												
205	A Wisconsin	96 68	99	A Purdue	61 56							
81	H Penn St.	87 72	47	A Michigan St.	75 94							
182	H Nebraska	95 75	24	H Michigan	96 87							
54	A Minnesota	88 76	51	A Northwestern	94 87							
192	H Illinois	88 64	52	A Indiana	92 82							
205	H Wisconsin	70 61	54	H Minnesota	87 62							

Non-Div I Games:

Ohio St.

■ Loss, 
■ Non-Conf, S Site, 
■ Home 
■ Away 
N Neutral

Average RPI Win:	111	WON-LOST	WINNING	LAST 10	STRENGTH OF	OPP. STRENGTH	TEAM	ADJ.	CONF.	ADJ CONF.
Average RPI Loss:	44	RECORD	PCT. RANK	GAMES	SCHEDULE	OF SCHEDULE	RPI	RPI	RPI	RPI
DIV. I ONLY	19- 6	37	7- 3	29	24	16	16	4	4	
DIV. I NON-CONF.	9- 3	63	0- 0	32	107	41	41	3	3	
TOTALS	RPI 1-25	RPI 26-50	W-L RECORDS	RPI 51-100	RPI 101-150	RPI 150+				
19- 6	1- 3	2- 1	OVERALL	8- 1	4- 1	4- 0				
13- 1	1- 0	2- 0	HOME	5- 0	3- 1	2- 0				
4- 4	0- 3	0- 0	AWAY	3- 1	1- 0	0- 0				
2- 1	0- 0	0- 1	NEUTRAL	0- 0	0- 0	2- 0				
9- 3	0- 1	2- 1	NON-CONFERENCE	2- 0	1- 1	4- 0				
6- 1	0- 0	2- 0	HOME	1- 0	1- 1	2- 0				
1- 1	0- 1	0- 0	AWAY	1- 0	0- 0	0- 0				
2- 1	0- 0	0- 1	NEUTRAL	0- 0	0- 0	2- 0				
10- 3	1- 2	0- 0	CONFERENCE	6- 1	3- 0	0- 0				
7- 0	1- 0	0- 0	HOME	4- 0	2- 0	0- 0				
3- 3	0- 2	0- 0	AWAY	2- 1	1- 0	0- 0				
0- 0	0- 0	0- 0	NEUTRAL	0- 0	0- 0	0- 0				

RPI 1-25				RPI 26-50				RPI 51-100				RPI 101+			
RPI	S	Opponent	Score	RPI	S	Opponent	Score	RPI	S	Opponent	Score	RPI	S	Opponent	Score
7	A	Texas	68 86	38	H	South Dakota St.	74 60	59	A	West Virginia	73 83	122	H	TCU	87 72
9	A	Baylor	58 92	40	N	California	74 82	59	H	West Virginia	90 87	130	H	Tulsa	85 68
17	A	Kentucky	68 82	48	H	Little Rock	68 58	68	A	Oklahoma St.	66 60	134	H	Oral Roberts	67 74
22	H	Kansas St.	85 80					68	H	Oklahoma St.	68 62	149	A	Kansas	84 54
								72	A	Iowa St.	67 57	149	H	Kansas	89 52
								72	H	Iowa St.	78 63	171	N	Xavier	81 69
								73	H	Colorado St.	70 55	179	H	Southern Ill.	80 48
								76	H	Texas Tech	66 45	254	H	UTRGV	92 59
								95	A	BYU	68 61	257	N	Portland St.	74 60
LAST 12 Division I GAMES:															
59	H	West Virginia	90 87	7	A	Texas	68 86	76	H	Texas Tech	66 45				
68	A	Oklahoma St.	66 60	72	A	Iowa St.	67 57	59	A	West Virginia	73 83				
149	H	Kansas	89 52	22	H	Kansas St.	85 80	122	H	TCU	87 72				
9	A	Baylor	58 92												
72	H	Iowa St.	78 63												
68	H	Oklahoma St.	68 62												

Non-Div I Games:

Oklahoma

■ Loss, 
 ■ Non-Conf, S Site, 
 ■ Home 
 ■ Away 
 N Neutral

Average RPI Win:	156	WON-LOST	WINNING	LAST 10	STRENGTH OF	OPP. STRENGTH	TEAM	ADJ.	CONF.	ADJ CONF.
Average RPI Loss:	33	RECORD	PCT. RANK	GAMES	SCHEDULE	OF SCHEDULE	RPI	RPI	RPI	RPI
DIV. I ONLY	13- 10	135	2- 8	40	16	68	68	4	4	
DIV. I NON-CONF.	10- 1	16	0- 0	91	149	21	21	3	3	
TOTALS	RPI 1-25	RPI 26-50	W-L RECORDS	RPI 51-100	RPI 101-150	RPI 150+				
13- 10	0- 8	0- 0	OVERALL	4- 1	3- 1	6- 0				
9- 4	0- 4	0- 0	HOME	3- 0	1- 0	5- 0				
2- 5	0- 3	0- 0	AWAY	1- 1	1- 1	0- 0				
2- 1	0- 1	0- 0	NEUTRAL	0- 0	1- 0	1- 0				
10- 1	0- 1	0- 0	NON-CONFERENCE	3- 0	1- 0	6- 0				
7- 0	0- 0	0- 0	HOME	2- 0	0- 0	5- 0				
1- 0	0- 0	0- 0	AWAY	1- 0	0- 0	0- 0				
2- 1	0- 1	0- 0	NEUTRAL	0- 0	1- 0	1- 0				
3- 9	0- 7	0- 0	CONFERENCE	1- 1	2- 1	0- 0				
2- 4	0- 4	0- 0	HOME	1- 0	1- 0	0- 0				
1- 5	0- 3	0- 0	AWAY	0- 1	1- 1	0- 0				
0- 0	0- 0	0- 0	NEUTRAL	0- 0	0- 0	0- 0				

RPI 1-25				RPI 26-50				RPI 51-100 Team's RPI: 68				RPI 101+			
RPI	S	Opponent	Score	RPI	S	Opponent	Score	RPI	S	Opponent	Score	RPI	S	Opponent	Score
6	N	Oregon St.	54 73					53	A	Washington St.	79 72	102	N	Long Beach St.	63 57
7	A	Texas	35 66					56	H	UNI	81 57	122	A	TCU	82 67
7	H	Texas	71 85					72	H	Iowa St.	71 59	149	A	Kansas	49 67
9	H	Baylor	50 86					76	A	Texas Tech	65 70	149	H	Kansas	74 70
16	A	Oklahoma	62 68					97	H	Georgia	71 51	158	N	Santa Clara	67 53
16	H	Oklahoma	60 66									176	H	Rice	65 51
22	A	Kansas St.	69 74									209	H	Loyola Marymount	66 58
22	H	Kansas St.	43 63									254	H	UTRGV	86 53
												262	H	Tennessee St.	86 48
												324	H	Arkansas St.	76 34
LAST 12 Division I GAMES:															
149	A	Kansas	49 67	22	H	Kansas St.	43 63								
16	H	Oklahoma	60 66	7	A	Texas	35 66								
7	H	Texas	71 85	9	H	Baylor	50 86								
22	A	Kansas St.	69 74	122	A	TCU	82 67								
149	H	Kansas	74 70	76	A	Texas Tech	65 70								
16	A	Oklahoma	62 68	72	H	Iowa St.	71 59								

Non-Div I Games:

Oklahoma St.

Average RPI Win:	<b>223</b>	WON-LOST	WINNING	LAST 10	STRENGTH OF	OPP. STRENGTH	TEAM	ADJ.	CONF.	ADJ CONF.
Average RPI Loss:	<b>93</b>	RECORD	PCT. RANK	GAMES	SCHEDULE	OF SCHEDULE	RPI	RPI	RPI	RPI
DIV. I ONLY	<b>12- 10</b>	<b>151</b>	<b>6- 4</b>	<b>103</b>	<b>170</b>	<b>132</b>	<b>132</b>	<b>14</b>	<b>14</b>	
DIV. I NON-CONF.	<b>5- 6</b>	<b>186</b>	<b>0- 1</b>	<b>51</b>	<b>186</b>	<b>159</b>	<b>159</b>	<b>16</b>	<b>16</b>	
TOTALS	RPI 1-25	RPI 26-50	W-L RECORDS	RPI 51-100	RPI 101-150	RPI 150+				
12- 10	0- 2	0- 1	OVERALL	0- 3	1- 2	11- 2				
8- 3	0- 0	0- 0	HOME	0- 2	1- 1	7- 0				
4- 5	0- 2	0- 0	AWAY	0- 0	0- 1	4- 2				
0- 2	0- 0	0- 1	NEUTRAL	0- 1	0- 0	0- 0				
5- 6	0- 2	0- 1	NON-CONFERENCE	0- 1	1- 1	4- 1				
5- 1	0- 0	0- 0	HOME	0- 0	1- 1	4- 0				
0- 3	0- 2	0- 0	AWAY	0- 0	0- 0	0- 1				
0- 2	0- 0	0- 1	NEUTRAL	0- 1	0- 0	0- 0				
7- 4	0- 0	0- 0	CONFERENCE	0- 2	0- 1	7- 1				
3- 2	0- 0	0- 0	HOME	0- 2	0- 0	3- 0				
4- 2	0- 0	0- 0	AWAY	0- 0	0- 1	4- 1				
0- 0	0- 0	0- 0	NEUTRAL	0- 0	0- 0	0- 0				

RPI 1-25				RPI 26-50				RPI 51-100				RPI 101+ Team's RPI: 132			
RPI	S	Opponent	Score	RPI	S	Opponent	Score	RPI	S	Opponent	Score	RPI	S	Opponent	Score
10	A	Duke	64 <b>92</b>	34	N	Syracuse	66 <b>92</b>	57	N	Dayton	69 <b>77</b>	121	A	Southern Miss.	69 <b>84</b>
20	A	Miami (FL)	56 <b>66</b>					82	H	Western Ky.	62 <b>67</b>	129	H	VCU	70 60
								87	H	Charlotte	75 <b>86</b>	133	H	William & Mary	58 <b>69</b>
												156	H	Hampton	61 58
												160	A	Louisiana Tech	69 64
												176	A	Rice	59 47
												176	H	Rice	81 66
												186	A	ETSU	60 <b>70</b>
												201	A	North Texas	55 <b>65</b>
												201	H	North Texas	62 47
												213	H	Dartmouth	82 56
												246	H	Marshall	73 69
												269	H	Norfolk St.	65 54
												273	A	FIU	86 64
												330	A	Fla. Atlantic	93 73
												344	H	N.C. Central	83 52
LAST 12 Division I GAMES:															
330	A	Fla. Atlantic	93 73	121	A	Southern Miss.	69 <b>84</b>								
273	A	FIU	86 64	82	H	Western Ky.	62 <b>67</b>								
201	H	North Texas	62 47	246	H	Marshall	73 69								
176	H	Rice	81 66	201	A	North Texas	55 <b>65</b>								
87	H	Charlotte	75 <b>86</b>	176	A	Rice	59 47								
160	A	Louisiana Tech	69 64	186	A	ETSU	60 <b>70</b>								

Non-Div I Games:

Old Dominion

■ Loss, 
 ■ Non-Conf, 
 ■ S Site, 
 ■ H Home 
 ■ A Away 
 N Neutral

Average RPI Win: 205		WON-LOST	WINNING	LAST 10	STRENGTH OF	OPP. STRENGTH	TEAM	ADJ.	CONF.	ADJ CONF.
Average RPI Loss: 54		RECORD	PCT. RANK	GAMES	SCHEDULE	OF SCHEDULE	RPI	RPI	RPI	RPI
DIV. I ONLY		15- 8	91	4- 6	145	73	98	98	2	2
DIV. I NON-CONF.		11- 2	24	2- 0	330	256	128	128	2	2
TOTALS		RPI 1-25	RPI 26-50		W-L RECORDS		RPI 51-100	RPI 101-150	RPI 150+	
15- 8	1- 3	1- 1		OVERALL		2- 2	2- 2	9- 0		
13- 1	1- 0	1- 0		HOME		1- 0	2- 1	8- 0		
1- 7	0- 3	0- 1		AWAY		1- 2	0- 1	0- 0		
1- 0	0- 0	0- 0		NEUTRAL		0- 0	0- 0	1- 0		
11- 2	0- 0	1- 0		NON-CONFERENCE		0- 2	1- 0	9- 0		
10- 0	0- 0	1- 0		HOME		0- 0	1- 0	8- 0		
0- 2	0- 0	0- 0		AWAY		0- 2	0- 0	0- 0		
1- 0	0- 0	0- 0		NEUTRAL		0- 0	0- 0	1- 0		
4- 6	1- 3	0- 1		CONFERENCE		2- 0	1- 2	0- 0		
3- 1	1- 0	0- 0		HOME		1- 0	1- 1	0- 0		
1- 5	0- 3	0- 1		AWAY		1- 0	0- 1	0- 0		
0- 0	0- 0	0- 0		NEUTRAL		0- 0	0- 0	0- 0		

RPI	S	Opponent	Score	RPI	S	Opponent	Score	RPI	S	Opponent	Score	RPI	S	Opponent	Score
3	A	South Carolina	46 65	28	A	Auburn	60 83	59	A	West Virginia	61 66	118	A	Alabama	80 90
4	A	Mississippi St.	62 73	37	H	Oregon	83 67	75	A	Florida	84 75	118	H	Alabama	57 65
14	H	Tennessee	67 62					86	A	UNLV	57 64	124	H	Arkansas	73 64
17	A	Kentucky	57 89					97	H	Georgia	69 62	129	H	VCU	77 57
												205	N	Wisconsin	69 44
												241	H	Austin Peay	66 38
												253	H	Jacksonville St.	68 50
												286	H	Mississippi Val.	67 30
												290	H	High Point	73 62
												303	H	Lipscomb	76 49
												332	H	La.-Monroe	97 40
												336	H	Southeastern La.	81 31
												348	H	Jackson St.	89 41
LAST 12 Division I GAMES:															
75	A	Florida	84 75	14	H	Tennessee	67 62								
97	H	Georgia	69 62	28	A	Auburn	60 83								
17	A	Kentucky	57 89	118	A	Alabama	80 90								
118	H	Alabama	57 65	124	H	Arkansas	73 64								
3	A	South Carolina	46 65	286	H	Mississippi Val.	67 30								
4	A	Mississippi St.	62 73	241	H	Austin Peay	66 38								

Non-Div I Games:

Ole Miss

■ Loss, 
 ■ Non-Conf, 
 ■ S Site, 
 ■ H Home 
 ■ A Away 
 N Neutral



Average RPI Win: <b>220</b>	WON-LOST	WINNING	LAST 10	STRENGTH OF	OPP. STRENGTH	TEAM	ADJ.	CONF.	ADJ CONF.
Average RPI Loss: <b>106</b>	RECORD	PCT. RANK	GAMES	SCHEDULE	OF SCHEDULE	RPI	RPI	RPI	RPI
DIV. I ONLY	<b>9- 13</b>	<b>221</b>	<b>2- 3</b>	<b>113</b>	<b>146</b>	<b>164</b>	<b>164</b>	<b>11</b>	<b>11</b>
DIV. I NON-CONF.	<b>5- 6</b>	<b>186</b>	<b>1- 1</b>	<b>195</b>	<b>162</b>	<b>165</b>	<b>165</b>	<b>10</b>	<b>10</b>
TOTALS	RPI 1-25	RPI 26-50	W-L RECORDS	RPI 51-100	RPI 101-150	RPI 150+			
9- 13	0- 2	1- 1	OVERALL	1- 5	0- 3	7- 2			
4- 4	0- 1	1- 0	HOME	1- 2	0- 1	2- 0			
4- 9	0- 1	0- 1	AWAY	0- 3	0- 2	4- 2			
1- 0	0- 0	0- 0	NEUTRAL	0- 0	0- 0	1- 0			
5- 6	0- 2	0- 0	NON-CONFERENCE	0- 1	0- 2	5- 1			
2- 1	0- 1	0- 0	HOME	0- 0	0- 0	2- 0			
2- 5	0- 1	0- 0	AWAY	0- 1	0- 2	2- 1			
1- 0	0- 0	0- 0	NEUTRAL	0- 0	0- 0	1- 0			
4- 7	0- 0	1- 1	CONFERENCE	1- 4	0- 1	2- 1			
2- 3	0- 0	1- 0	HOME	1- 2	0- 1	0- 0			
2- 4	0- 0	0- 1	AWAY	0- 2	0- 0	2- 1			
0- 0	0- 0	0- 0	NEUTRAL	0- 0	0- 0	0- 0			

RPI 1-25				RPI 26-50				RPI 51-100				RPI 101+ Team's RPI: 164			
RPI	S	Opponent	Score	RPI	S	Opponent	Score	RPI	S	Opponent	Score	RPI	S	Opponent	Score
21	A	Creighton	45 <b>82</b>	38	A	South Dakota St.	64 <b>76</b>	60	H	South Dakota	52 <b>60</b>	126	A	Abilene Christian	66 <b>73</b>
22	H	Kansas St.	57 <b>70</b>	38	H	South Dakota St.	83 82	73	A	Colorado St.	42 <b>69</b>	134	H	Oral Roberts	65 <b>67</b>
								78	A	IUPUI	47 <b>79</b>	136	A	UCF	41 <b>81</b>
								78	H	IUPUI	64 44	182	A	Nebraska	58 <b>66</b>
								94	A	Western Ill.	63 <b>80</b>	199	H	Indiana St.	72 45
								94	H	Western Ill.	74 <b>78</b>	201	N	North Texas	85 57
												234	H	Wofford	89 64
												281	A	North Dakota St.	80 60
												301	A	Denver	82 73
												310	A	UMKC	80 57
												323	A	Fort Wayne	62 <b>65</b>
												341	A	Florida A&M	70 50
LAST 12 Division I GAMES:															
201	N	North Texas	85 57	301	A	Denver	82 73								
126	A	Abilene Christian	66 <b>73</b>	281	A	North Dakota St.	80 60								
94	A	Western Ill.	63 <b>80</b>	60	H	South Dakota	52 <b>60</b>								
78	A	IUPUI	47 <b>79</b>	94	H	Western Ill.	74 <b>78</b>								
38	H	South Dakota St.	83 82	38	A	South Dakota St.	64 <b>76</b>								
323	A	Fort Wayne	62 <b>65</b>	78	H	IUPUI	64 44								

Non-Div I Games: Lincoln (MO) 98 49 York (NE) 106 37

Omaha

Loss, Non-Conf, S Site, H Home A Away N Neutral

Oral Roberts

Through Games Of Feb. 8, 2017

Average RPI Win:	200	WON-LOST	WINNING	LAST 10	STRENGTH OF	OPP. STRENGTH	TEAM	ADJ.	CONF.	ADJ CONF.
Average RPI Loss:	86	RECORD	PCT. RANK	GAMES	SCHEDULE	OF SCHEDULE	RPI	RPI	RPI	RPI
DIV. I ONLY	11- 12	183	3- 7	120	91	134	134	11	11	
DIV. I NON-CONF.	6- 5	148	0- 0	134	11	80	80	10	10	
TOTALS	RPI 1-25	RPI 26-50	W-L RECORDS	RPI 51-100	RPI 101-150	RPI 150+				
11- 12	1- 1	0- 4	OVERALL	1- 5	2- 1	7- 1				
5- 4	0- 0	0- 1	HOME	1- 2	1- 0	3- 1				
6- 8	1- 1	0- 3	AWAY	0- 3	1- 1	4- 0				
0- 0	0- 0	0- 0	NEUTRAL	0- 0	0- 0	0- 0				
6- 5	1- 1	0- 2	NON-CONFERENCE	0- 1	2- 1	3- 0				
3- 0	0- 0	0- 0	HOME	0- 0	1- 0	2- 0				
3- 5	1- 1	0- 2	AWAY	0- 1	1- 1	1- 0				
0- 0	0- 0	0- 0	NEUTRAL	0- 0	0- 0	0- 0				
5- 7	0- 0	0- 2	CONFERENCE	1- 4	0- 0	4- 1				
2- 4	0- 0	0- 1	HOME	1- 2	0- 0	1- 1				
3- 3	0- 0	0- 1	AWAY	0- 2	0- 0	3- 0				
0- 0	0- 0	0- 0	NEUTRAL	0- 0	0- 0	0- 0				

RPI 1-25				RPI 26-50				RPI 51-100				RPI 101+ Team's RPI: 134			
RPI	S	Opponent	Score	RPI	S	Opponent	Score	RPI	S	Opponent	Score	RPI	S	Opponent	Score
16	A	Oklahoma	74 67	38	A	South Dakota St.	35 82	51	A	Northwestern	55 64	124	A	Arkansas	70 60
25	A	Arizona St.	52 79	38	H	South Dakota St.	57 78	60	H	South Dakota	47 69	130	H	Tulsa	76 68
				48	A	Little Rock	50 56	78	A	IUPUI	41 53	149	A	Kansas	56 64
				50	A	Iowa	76 96	78	H	IUPUI	54 45	153	H	Missouri St.	78 56
								94	A	Western Ill.	72 76	164	A	Omaha	67 65
								94	H	Western Ill.	62 76	266	H	UT Martin	82 53
												281	A	North Dakota St.	70 50
												301	H	Denver	45 47
												323	A	Fort Wayne	75 59
												323	H	Fort Wayne	82 56
												337	A	Houston Baptist	75 65
LAST 12 Division I GAMES:															
				38	A	South Dakota St.	35 82	78	A	IUPUI	41 53				
				78	H	IUPUI	54 45	38	H	South Dakota St.	57 78				
				94	H	Western Ill.	62 76	60	H	South Dakota	47 69				
				281	A	North Dakota St.	70 50	94	A	Western Ill.	72 76				
				301	H	Denver	45 47	323	H	Fort Wayne	82 56				
				323	A	Fort Wayne	75 59	164	A	Omaha	67 65				

O  
r  
a  
l  
R  
o  
b  
e  
r  
t  
s

O  
r  
a  
l  
R  
o  
b  
e  
r  
t  
s

Non-Div I Games: Mid-Amer. Christian98 63 Okla. Sci. & Arts 67 35

Oral Roberts

Loss, Non-Conf, S Site, H Home A Away N Neutral

## Oregon

Through Games Of Feb. 8, 2017

Average RPI Win:	150	WON-LOST	WINNING	LAST 10	STRENGTH OF	OPP. STRENGTH	TEAM	ADJ.	CONF.	ADJ CONF.
Average RPI Loss:	25	RECORD	PCT. RANK	GAMES	SCHEDULE	OF SCHEDULE	RPI	RPI	RPI	RPI
DIV. I ONLY	15- 9	111	5- 5	20	35	37	37	1	1	
DIV. I NON-CONF.	10- 2	33	0- 0	115	169	40	40	1	1	
TOTALS	RPI 1-25	RPI 26-50	W-L RECORDS	RPI 51-100	RPI 101-150	RPI 150+				
15- 9	0- 7	2- 0	OVERALL	3- 2	5- 0	5- 0				
8- 3	0- 2	1- 0	HOME	2- 1	3- 0	2- 0				
5- 5	0- 4	1- 0	AWAY	1- 1	2- 0	1- 0				
2- 1	0- 1	0- 0	NEUTRAL	0- 0	0- 0	2- 0				
10- 2	0- 1	1- 0	NON-CONFERENCE	0- 1	4- 0	5- 0				
6- 0	0- 0	1- 0	HOME	0- 0	3- 0	2- 0				
2- 1	0- 0	0- 0	AWAY	0- 1	1- 0	1- 0				
2- 1	0- 1	0- 0	NEUTRAL	0- 0	0- 0	2- 0				
5- 7	0- 6	1- 0	CONFERENCE	3- 1	1- 0	0- 0				
2- 3	0- 2	0- 0	HOME	2- 1	0- 0	0- 0				
3- 4	0- 4	1- 0	AWAY	1- 0	1- 0	0- 0				
0- 0	0- 0	0- 0	NEUTRAL	0- 0	0- 0	0- 0				

RPI	S	Opponent	Score	RPI	S	Opponent	Score	Team's RPI: 37	RPI	S	Opponent	Score	RPI	S	Opponent	Score
4	N	Mississippi St.	63 75	40	A	California	69 66		53	H	Washington St.	59 75	113	A	Clemson	87 59
6	A	Oregon St.	60 67	47	H	Michigan St.	88 55		67	H	Utah	84 66	125	A	Arizona	79 65
6	H	Oregon St.	40 43						74	A	Southern California	59 53	131	H	Lamar University	84 67
8	H	Washington	77 99						91	H	Colorado	71 66	142	H	Idaho	73 70
11	A	UCLA	63 79						98	A	Ole Miss	67 83	150	H	UTSA	77 63
12	A	Stanford	60 81										202	N	San Jose St.	91 62
25	A	Arizona St.	63 68										249	A	Hawaii	86 49
													257	N	Portland St.	90 46
													278	H	Portland	81 41
													291	H	CSU Bakersfield	77 62
LAST 12 Division I GAMES:																
25	A	Arizona St.	63 68	11	A	UCLA	63 79									
125	A	Arizona	79 65	74	A	Southern California	59 53									
6	A	Oregon St.	60 67	40	A	California	69 66									
6	H	Oregon St.	40 43	12	A	Stanford	60 81									
67	H	Utah	84 66	53	H	Washington St.	59 75									
91	H	Colorado	71 66	8	H	Washington	77 99									

Non-Div I Games:

Oregon

■ Loss, 
■ Non-Conf, S Site, 
■ Home 
■ Away 
N Neutral

Average RPI Win:	104	WON-LOST	WINNING	LAST 10	STRENGTH OF	OPP. STRENGTH	TEAM	ADJ.	CONF.	ADJ CONF.
Average RPI Loss:	27	RECORD	PCT. RANK	GAMES	SCHEDULE	OF SCHEDULE	RPI	RPI	RPI	RPI
DIV. I ONLY	22- 2	5	9- 1	21	37	6	6	1	1	
DIV. I NON-CONF.	11- 1	13	0- 0	78	175	26	26	1	1	
TOTALS	RPI 1-25	RPI 26-50	W-L RECORDS	RPI 51-100	RPI 101-150	RPI 150+				
22- 2	3- 1	4- 1	OVERALL	8- 0	3- 0	4- 0				
11- 1	1- 0	1- 1	HOME	4- 0	1- 0	4- 0				
6- 1	2- 1	2- 0	AWAY	1- 0	1- 0	0- 0				
5- 0	0- 0	1- 0	NEUTRAL	3- 0	1- 0	0- 0				
11- 1	0- 0	1- 1	NON-CONFERENCE	4- 0	2- 0	4- 0				
6- 1	0- 0	0- 1	HOME	1- 0	1- 0	4- 0				
0- 0	0- 0	0- 0	AWAY	0- 0	0- 0	0- 0				
5- 0	0- 0	1- 0	NEUTRAL	3- 0	1- 0	0- 0				
11- 1	3- 1	3- 0	CONFERENCE	4- 0	1- 0	0- 0				
5- 0	1- 0	1- 0	HOME	3- 0	0- 0	0- 0				
6- 1	2- 1	2- 0	AWAY	1- 0	1- 0	0- 0				
0- 0	0- 0	0- 0	NEUTRAL	0- 0	0- 0	0- 0				

RPI 1-25				Team's RPI: 6				RPI 26-50				RPI 51-100				RPI 101+			
RPI	S	Opponent	Score					RPI	S	Opponent	Score	RPI	S	Opponent	Score	RPI	S	Opponent	Score
8	H	Washington	73 70					37	A	Oregon	43 40	53	H	Washington St.	80 58	125	A	Arizona	65 57
11	A	UCLA	56 66					37	H	Oregon	67 60	67	H	Utah	70 44	131	H	Lamar University	88 56
12	A	Stanford	72 69					40	A	California	66 56	68	N	Oklahoma St.	73 54	142	N	Idaho	60 49
25	A	Arizona St.	54 45					43	H	Marquette	73 74	74	A	Southern California	74 60	190	H	Idaho St.	61 38
								49	N	Quinnipiac	75 60	86	N	UNLV	62 59	276	H	Southern Utah	77 38
												91	H	Colorado	81 57	278	H	Portland	62 45
												95	N	BYU	65 56	293	H	Ark.-Pine Bluff	73 40
												100	H	UC Davis	93 52				
LAST 12 Division I GAMES:																			
125	A	Arizona	65 57					74	A	Southern California	74 60								
25	A	Arizona St.	54 45					11	A	UCLA	56 66								
37	H	Oregon	67 60					12	A	Stanford	72 69								
37	A	Oregon	43 40					40	A	California	66 56								
91	H	Colorado	81 57					8	H	Washington	73 70								
67	H	Utah	70 44					53	H	Washington St.	80 58								

Non-Div I Games:

Oregon St.

Average RPI Win:	217	WON-LOST	WINNING	LAST 10	STRENGTH OF	OPP. STRENGTH	TEAM	ADJ.	CONF.	ADJ CONF.
Average RPI Loss:	121	RECORD	PCT. RANK	GAMES	SCHEDULE	OF SCHEDULE	RPI	RPI	RPI	RPI
DIV. I ONLY	7- 14	260	3- 7	79	189	208	208	15	15	
DIV. I NON-CONF.	2- 7	284	0- 0	17	182	185	185	13	13	
TOTALS	RPI 1-25	RPI 26-50	W-L RECORDS	RPI 51-100	RPI 101-150	RPI 150+				
7- 14	0- 1	0- 1	OVERALL	1- 4	1- 5	5- 3				
4- 8	0- 0	0- 1	HOME	0- 3	1- 2	3- 2				
3- 6	0- 1	0- 0	AWAY	1- 1	0- 3	2- 1				
0- 0	0- 0	0- 0	NEUTRAL	0- 0	0- 0	0- 0				
2- 7	0- 1	0- 1	NON-CONFERENCE	0- 2	0- 2	2- 1				
1- 5	0- 0	0- 1	HOME	0- 2	0- 1	1- 1				
1- 2	0- 1	0- 0	AWAY	0- 0	0- 1	1- 0				
0- 0	0- 0	0- 0	NEUTRAL	0- 0	0- 0	0- 0				
5- 7	0- 0	0- 0	CONFERENCE	1- 2	1- 3	3- 2				
3- 3	0- 0	0- 0	HOME	0- 1	1- 1	2- 1				
2- 4	0- 0	0- 0	AWAY	1- 1	0- 2	1- 1				
0- 0	0- 0	0- 0	NEUTRAL	0- 0	0- 0	0- 0				

RPI 1-25				RPI 26-50				RPI 51-100				RPI 101+ Team's RPI: 208			
RPI	S	Opponent	Score	RPI	S	Opponent	Score	RPI	S	Opponent	Score	RPI	S	Opponent	Score
11	A	UCLA	55 82	43	H	Marquette	75 89	61	H	Montana St.	66 72	102	A	Long Beach St.	58 66
								80	A	Gonzaga	65 63	112	H	Northern Colo.	56 60
								95	A	BYU	50 68	128	A	St. Mary's (CA)	74 82
								95	H	BYU	55 68	128	H	St. Mary's (CA)	54 63
								100	H	UC Davis	87 95	145	A	San Francisco	64 67
												145	H	San Francisco	63 60
												155	H	Fresno St.	67 74
												202	A	San Jose St.	99 96
												209	H	Loyola Marymount	52 65
												217	H	San Diego	84 64
												278	A	Portland	84 74
												291	H	CSU Bakersfield	91 61
												308	A	Pepperdine	58 59
												308	H	Pepperdine	80 79
LAST 12 Division I GAMES:															
308	H	Pepperdine	80 79	145	H	San Francisco	63 60								
128	A	St. Mary's (CA)	74 82	308	A	Pepperdine	58 59								
145	A	San Francisco	64 67	95	H	BYU	55 68								
209	H	Loyola Marymount	52 65	217	H	San Diego	84 64								
95	A	BYU	50 68	80	A	Gonzaga	65 63								
128	H	St. Mary's (CA)	54 63	278	A	Portland	84 74								

Non-Div I Games: UC Merced 111 50 William Jessup 103 65

Pacific

Loss, Non-Conf, S Site, H Home A Away N Neutral

Average RPI Win:	207	WON-LOST	WINNING	LAST 10	STRENGTH OF	OPP. STRENGTH	TEAM	ADJ.	CONF.	ADJ CONF.
Average RPI Loss:	96	RECORD	PCT. RANK	GAMES	SCHEDULE	OF SCHEDULE	RPI	RPI	RPI	RPI
DIV. I ONLY	11- 6	104	7- 2	158	124	119	119	9	9	
DIV. I NON-CONF.	6- 6	165	3- 3	241	125	186	186	9	9	
TOTALS	RPI 1-25	RPI 26-50	W-L RECORDS	RPI 51-100	RPI 101-150	RPI 150+				
11- 6	0- 2	1- 0	OVERALL	0- 1	0- 1	10- 2				
4- 5	0- 1	1- 0	HOME	0- 1	0- 1	3- 2				
7- 1	0- 1	0- 0	AWAY	0- 0	0- 0	7- 0				
0- 0	0- 0	0- 0	NEUTRAL	0- 0	0- 0	0- 0				
6- 6	0- 2	0- 0	NON-CONFERENCE	0- 1	0- 1	6- 2				
0- 5	0- 1	0- 0	HOME	0- 1	0- 1	0- 2				
6- 1	0- 1	0- 0	AWAY	0- 0	0- 0	6- 0				
0- 0	0- 0	0- 0	NEUTRAL	0- 0	0- 0	0- 0				
5- 0	0- 0	1- 0	CONFERENCE	0- 0	0- 0	4- 0				
4- 0	0- 0	1- 0	HOME	0- 0	0- 0	3- 0				
1- 0	0- 0	0- 0	AWAY	0- 0	0- 0	1- 0				
0- 0	0- 0	0- 0	NEUTRAL	0- 0	0- 0	0- 0				

RPI 1-25				RPI 26-50				RPI 51-100				RPI 101+ Team's RPI: 119			
RPI	S	Opponent	Score	RPI	S	Opponent	Score	RPI	S	Opponent	Score	RPI	S	Opponent	Score
10	A	Duke	55 68	35	H	Harvard	63 43	66	H	Villanova	48 60	111	H	Saint Joseph's	53 57
23	H	Temple	53 63									151	H	Yale	66 55
												157	A	UC Riverside	71 55
												159	H	Brown	86 60
												162	H	La Salle	56 58
												172	A	Princeton	62 57
												198	A	CSUN	47 36
												206	H	Binghamton	48 61
												213	H	Dartmouth	68 38
												233	A	Richmond	47 44
												296	A	Rhode Island	75 43
												316	A	Lafayette	64 47
												343	A	Wagner	63 39
LAST 12 Division I GAMES:															
213	H	Dartmouth	68 38	172	A	Princeton	62 57								
35	H	Harvard	63 43	157	A	UC Riverside	71 55								
23	H	Temple	53 63	198	A	CSUN	47 36								
66	H	Villanova	48 60	233	A	Richmond	47 44								
159	H	Brown	86 60	162	H	La Salle	56 58								
151	H	Yale	66 55	343	A	Wagner	63 39								

Non-Div I Games: Stevens 89 43

Penn

Average RPI Win:	173	WON-LOST	WINNING	LAST 10	STRENGTH OF	OPP. STRENGTH	TEAM	ADJ.	CONF.	ADJ CONF.
Average RPI Loss:	70	RECORD	PCT. RANK	GAMES	SCHEDULE	OF SCHEDULE	RPI	RPI	RPI	RPI
DIV. I ONLY	16- 8	81	6- 4	133	60	81	81	6	6	
DIV. I NON-CONF.	10- 2	33	0- 0	212	148	74	74	6	6	
TOTALS	RPI 1-25	RPI 26-50	W-L RECORDS	RPI 51-100	RPI 101-150	RPI 150+				
16- 8	1- 1	1- 2	OVERALL	2- 4	2- 0	10- 1				
12- 1	1- 0	1- 0	HOME	1- 1	2- 0	7- 0				
3- 6	0- 1	0- 1	AWAY	1- 3	0- 0	2- 1				
1- 1	0- 0	0- 1	NEUTRAL	0- 0	0- 0	1- 0				
10- 2	1- 0	0- 1	NON-CONFERENCE	0- 1	2- 0	7- 0				
7- 0	1- 0	0- 0	HOME	0- 0	2- 0	4- 0				
2- 1	0- 0	0- 0	AWAY	0- 1	0- 0	2- 0				
1- 1	0- 0	0- 1	NEUTRAL	0- 0	0- 0	1- 0				
6- 6	0- 1	1- 1	CONFERENCE	2- 3	0- 0	3- 1				
5- 1	0- 0	1- 0	HOME	1- 1	0- 0	3- 0				
1- 5	0- 1	0- 1	AWAY	1- 2	0- 0	0- 1				
0- 0	0- 0	0- 0	NEUTRAL	0- 0	0- 0	0- 0				

RPI 1-25				RPI 26-50				RPI 51-100				RPI 101+			
RPI	S	Opponent	Score	RPI	S	Opponent	Score	RPI	S	Opponent	Score	RPI	S	Opponent	Score
14	H	Tennessee	70 56	31	A	Ohio St.	72 87	51	A	Northwestern	74 58	141	H	Pittsburgh	91 62
18	A	Maryland	83 89	46	N	Georgetown	54 68	52	A	Indiana	66 72	147	H	Iona	80 67
				50	H	Iowa	71 58	52	H	Indiana	70 89	175	A	Boston College	60 56
								54	H	Minnesota	77 66	182	H	Nebraska	86 69
								70	A	Drexel	60 83	189	H	American	70 65
								99	A	Purdue	51 64	192	H	Illinois	82 66
												193	A	Rutgers	45 61
												205	H	Wisconsin	76 46
												217	H	Akron	84 71
												246	H	Marshall	82 80
												283	N	Georgia St.	69 42
												309	H	Saint Peter's	106 50
												313	A	Holy Cross	84 48
LAST 12 Division I GAMES:															
				54	H	Minnesota	77 66	205	H	Wisconsin	76 46				
				51	A	Northwestern	74 58	18	A	Maryland	83 89				
				31	A	Ohio St.	72 87	99	A	Purdue	51 64				
				192	H	Illinois	82 66	50	H	Iowa	71 58				
				52	A	Indiana	66 72	193	A	Rutgers	45 61				
				182	H	Nebraska	86 69	52	H	Indiana	70 89				

Non-Div I Games:

Penn St.

■ Loss, 
■ Non-Conf, S Site, 
■ Home 
■ Away 
N Neutral

# Pepperdine

Through Games Of Feb. 8, 2017

Average RPI Win:	213	WON-LOST	WINNING	LAST 10	STRENGTH OF	OPP. STRENGTH	TEAM	ADJ.	CONF.	ADJ CONF.
Average RPI Loss:	192	RECORD	PCT. RANK	GAMES	SCHEDULE	OF SCHEDULE	RPI	RPI	RPI	RPI
DIV. I ONLY	6- 17	296	3- 7	251	220	308	308	15	15	
DIV. I NON-CONF.	2- 9	293	0- 0	280	325	330	330	13	13	
TOTALS	RPI 1-25	RPI 26-50	W-L RECORDS	RPI 51-100	RPI 101-150	RPI 150+				
6- 17	0- 1	0- 0	OVERALL	1- 3	1- 2	4- 11				
4- 7	0- 1	0- 0	HOME	1- 2	1- 2	2- 2				
2- 10	0- 0	0- 0	AWAY	0- 1	0- 0	2- 9				
0- 0	0- 0	0- 0	NEUTRAL	0- 0	0- 0	0- 0				
2- 9	0- 1	0- 0	NON-CONFERENCE	0- 1	0- 1	2- 6				
1- 4	0- 1	0- 0	HOME	0- 1	0- 1	1- 1				
1- 5	0- 0	0- 0	AWAY	0- 0	0- 0	1- 5				
0- 0	0- 0	0- 0	NEUTRAL	0- 0	0- 0	0- 0				
4- 8	0- 0	0- 0	CONFERENCE	1- 2	1- 1	2- 5				
3- 3	0- 0	0- 0	HOME	1- 1	1- 1	1- 1				
1- 5	0- 0	0- 0	AWAY	0- 1	0- 0	1- 4				
0- 0	0- 0	0- 0	NEUTRAL	0- 0	0- 0	0- 0				

RPI S	Opponent	Score	RPI S	Opponent	Score	RPI S	Opponent	Score	RPI S	Opponent	Score	Team's RPI: 308
10	H Duke	65 99				80	A Gonzaga	61 83	102	H Long Beach St.	41 44	
						80	H Gonzaga	79 69	128	H St. Mary's (CA)	60 81	
						86	H UNLV	61 68	145	H San Francisco	81 59	
						95	H BYU	47 73	158	A Santa Clara	40 61	
									197	A New Mexico St.	66 75	
									208	A Pacific	79 80	
									208	H Pacific	59 58	
									209	A Loyola Marymount	60 72	
									217	A San Diego	55 42	
									243	A UC Santa Barbara	57 66	
									270	A Cal Poly	52 62	
									278	A Portland	55 75	
									278	H Portland	61 71	
									285	H Nevada	60 69	
									291	H CSU Bakersfield	62 57	
									301	A Denver	67 75	
									331	A Utah Valley	65 72	
									338	A Cal St. Fullerton	69 58	
LAST 12 Division I GAMES:												
208	A Pacific	79 80	158	A Santa Clara	40 61							
145	H San Francisco	81 59	208	H Pacific	59 58							
80	A Gonzaga	61 83	217	A San Diego	55 42							
278	A Portland	55 75	209	A Loyola Marymount	60 72							
128	H St. Mary's (CA)	60 81	278	H Portland	61 71							
95	H BYU	47 73	80	H Gonzaga	79 69							

Non-Div I Games:

Pepperdine

Loss, Non-Conf, S Site, H Home A Away N Neutral



Average RPI Win:	224	WON-LOST	WINNING	LAST 10	STRENGTH OF	OPP. STRENGTH	TEAM	ADJ.	CONF.	ADJ CONF.
Average RPI Loss:	50	RECORD	PCT. RANK	GAMES	SCHEDULE	OF SCHEDULE	RPI	RPI	RPI	RPI
DIV. I ONLY	11- 11	169	3- 7	75	71	141	141	3	3	
DIV. I NON-CONF.	8- 4	97	1- 1	262	265	181	181	4	4	
TOTALS	RPI 1-25	RPI 26-50	W-L RECORDS	RPI 51-100	RPI 101-150	RPI 150+				
11- 11	0- 4	0- 2	OVERALL	3- 4	0- 1	8- 0				
9- 4	0- 2	0- 0	HOME	3- 2	0- 0	6- 0				
0- 7	0- 2	0- 2	AWAY	0- 2	0- 1	0- 0				
2- 0	0- 0	0- 0	NEUTRAL	0- 0	0- 0	2- 0				
8- 4	0- 0	0- 0	NON-CONFERENCE	1- 3	0- 1	7- 0				
6- 2	0- 0	0- 0	HOME	1- 2	0- 0	5- 0				
0- 2	0- 0	0- 0	AWAY	0- 1	0- 1	0- 0				
2- 0	0- 0	0- 0	NEUTRAL	0- 0	0- 0	2- 0				
3- 7	0- 4	0- 2	CONFERENCE	2- 1	0- 0	1- 0				
3- 2	0- 2	0- 0	HOME	2- 0	0- 0	1- 0				
0- 5	0- 2	0- 2	AWAY	0- 1	0- 0	0- 0				
0- 0	0- 0	0- 0	NEUTRAL	0- 0	0- 0	0- 0				

RPI 1-25				RPI 26-50				RPI 51-100				RPI 101+ Team's RPI: 141			
RPI	S	Opponent	Score	RPI	S	Opponent	Score	RPI	S	Opponent	Score	RPI	S	Opponent	Score
2	A	Notre Dame	54 86	34	A	Syracuse	65 93	58	A	Wake Forest	48 57	109	A	Duquesne	54 63
13	A	Louisville	52 73	36	A	North Carolina St.	42 55	69	H	Virginia	62 54	175	H	Boston College	56 43
13	H	Louisville	48 63					81	A	Penn St.	62 91	242	H	Loyola Maryland	74 44
20	H	Miami (FL)	50 82					85	H	North Carolina	68 48	265	N	McNeese	71 65
								87	H	Charlotte	63 70	289	N	UTEP	71 46
								91	H	Cornell	56 44	300	H	Bryant	76 60
								99	H	Purdue	61 67	314	H	Youngstown St.	63 50
												317	H	Loyola Chicago	59 35
												319	H	Mt. St. Mary's	89 54
LAST 12 Division I GAMES:															
58	A	Wake Forest	48 57	2	A	Notre Dame	54 86								
34	A	Syracuse	65 93	13	A	Louisville	52 73								
13	H	Louisville	48 63	175	H	Boston College	56 43								
36	A	North Carolina St.	42 55	20	H	Miami (FL)	50 82								
69	H	Virginia	62 54	109	A	Duquesne	54 63								
85	H	North Carolina	68 48	265	N	McNeese	71 65								

Non-Div I Games: Slippery Rock 94 48

Pittsburgh

Loss, Non-Conf, S Site, H Home A Away N Neutral

Average RPI Win:	291	WON-LOST	WINNING	LAST 10	STRENGTH OF	OPP. STRENGTH	TEAM	ADJ.	CONF.	ADJ CONF.
Average RPI Loss:	124	RECORD	PCT. RANK	GAMES	SCHEDULE	OF SCHEDULE	RPI	RPI	RPI	RPI
DIV. I ONLY	3- 19	331	1- 9	93	123	278	278	15	15	
DIV. I NON-CONF.	1- 9	323	0- 0	26	67	231	231	13	13	
TOTALS	RPI 1-25	RPI 26-50	W-L RECORDS	RPI 51-100	RPI 101-150	RPI 150+				
3- 19	0- 2	0- 1	OVERALL	0- 7	0- 2	3- 7				
2- 7	0- 1	0- 0	HOME	0- 3	0- 1	2- 2				
1- 11	0- 1	0- 1	AWAY	0- 3	0- 1	1- 5				
0- 1	0- 0	0- 0	NEUTRAL	0- 1	0- 0	0- 0				
1- 9	0- 2	0- 1	NON-CONFERENCE	0- 4	0- 0	1- 2				
1- 2	0- 1	0- 0	HOME	0- 1	0- 0	1- 0				
0- 6	0- 1	0- 1	AWAY	0- 2	0- 0	0- 2				
0- 1	0- 0	0- 0	NEUTRAL	0- 1	0- 0	0- 0				
2- 10	0- 0	0- 0	CONFERENCE	0- 3	0- 2	2- 5				
1- 5	0- 0	0- 0	HOME	0- 2	0- 1	1- 2				
1- 5	0- 0	0- 0	AWAY	0- 1	0- 1	1- 3				
0- 0	0- 0	0- 0	NEUTRAL	0- 0	0- 0	0- 0				

RPI 1-25				RPI 26-50				RPI 51-100				RPI 101+ Team's RPI: 278			
RPI	S	Opponent	Score	RPI	S	Opponent	Score	RPI	S	Opponent	Score	RPI	S	Opponent	Score
6	A	Oregon St.	45 62	37	A	Oregon	41 81	61	H	Montana St.	66 70	128	A	St. Mary's (CA)	76 92
8	H	Washington	53 83					74	N	Southern California	54 67	145	H	San Francisco	56 75
								80	A	Gonzaga	55 67	158	A	Santa Clara	56 68
								80	H	Gonzaga	50 85	158	H	Santa Clara	44 56
								84	A	Boise St.	60 74	208	H	Pacific	74 84
								95	H	BYU	38 77	209	A	Loyola Marymount	54 69
								100	A	UC Davis	52 66	217	A	San Diego	40 57
												227	A	Weber St.	37 76
												257	H	Portland St.	79 68
												285	A	Nevada	59 72
												308	A	Pepperdine	71 61
												308	H	Pepperdine	75 55
LAST 12 Division I GAMES:															
95	H	BYU	38 77	209	A	Loyola Marymount	54 69								
158	A	Santa Clara	56 68	128	A	St. Mary's (CA)	76 92								
217	A	San Diego	40 57	80	A	Gonzaga	55 67								
308	H	Pepperdine	75 55	158	H	Santa Clara	44 56								
80	H	Gonzaga	50 85	308	A	Pepperdine	71 61								
145	H	San Francisco	56 75	208	H	Pacific	74 84								

Non-Div I Games: Alas. Anchorage 66 57

Portland

Loss, Non-Conf, S Site, H Home A Away N Neutral

Average RPI Win:	<b>289</b>	WON-LOST	WINNING	LAST 10	STRENGTH OF	OPP. STRENGTH	TEAM	ADJ.	CONF.	ADJ CONF.
Average RPI Loss:	<b>134</b>	RECORD	PCT. RANK	GAMES	SCHEDULE	OF SCHEDULE	RPI	RPI	RPI	RPI
DIV. I ONLY	<b>9- 12</b>	<b>214</b>	<b>4- 6</b>	<b>315</b>	<b>153</b>	<b>257</b>	<b>257</b>	<b>19</b>	<b>19</b>	
DIV. I NON-CONF.	<b>5- 6</b>	<b>186</b>	<b>0- 2</b>	<b>328</b>	<b>90</b>	<b>241</b>	<b>241</b>	<b>18</b>	<b>18</b>	
TOTALS	RPI 1-25	RPI 26-50	W-L RECORDS	RPI 51-100	RPI 101-150	RPI 150+				
9- 12	0- 1	0- 1	OVERALL	0- 2	0- 5	9- 3				
4- 3	0- 0	0- 0	HOME	0- 0	0- 2	4- 1				
3- 7	0- 0	0- 0	AWAY	0- 0	0- 0	3- 0				
2- 2	0- 1	0- 1	NEUTRAL	0- 0	0- 0	2- 0				
5- 6	0- 1	0- 1	NON-CONFERENCE	0- 1	0- 1	5- 2				
2- 0	0- 0	0- 0	HOME	0- 0	0- 0	2- 0				
1- 4	0- 0	0- 0	AWAY	0- 1	0- 1	1- 2				
2- 2	0- 1	0- 1	NEUTRAL	0- 0	0- 0	2- 0				
4- 6	0- 0	0- 0	CONFERENCE	0- 1	0- 4	4- 1				
2- 3	0- 0	0- 0	HOME	0- 0	0- 2	2- 1				
2- 3	0- 0	0- 0	AWAY	0- 1	0- 2	2- 0				
0- 0	0- 0	0- 0	NEUTRAL	0- 0	0- 0	0- 0				

RPI 1-25				RPI 26-50				RPI 51-100				RPI 101+ Team's RPI: 257			
RPI	S	Opponent	Score	RPI	S	Opponent	Score	RPI	S	Opponent	Score	RPI	S	Opponent	Score
16	N	Oklahoma	60 74	37	N	Oregon	46 90	61	A	Montana St.	76 83	112	A	Northern Colo.	62 91
								84	A	Boise St.	76 94	125	A	Arizona	52 75
												138	A	North Dakota	61 65
												142	H	Idaho	66 72
												143	H	Eastern Wash.	62 68
												198	A	CSUN	72 99
												215	A	Seattle U	79 71
												264	N	Northern Ky.	77 54
												276	H	Southern Utah	81 74
												278	A	Portland	68 79
												279	A	Sacramento St.	88 86
												279	H	Sacramento St.	68 77
												282	N	Kennesaw St.	71 61
												297	H	Northern Ariz.	56 55
												326	H	UC Irvine	79 73
												328	A	Montana	64 44
												338	H	Cal St. Fullerton	81 73
LAST 12 Division I GAMES:															
143	H	Eastern Wash.	62 68	297	H	Northern Ariz.	56 55								
142	H	Idaho	66 72	279	A	Sacramento St.	88 86								
279	H	Sacramento St.	68 77	112	A	Northern Colo.	62 91								
61	A	Montana St.	76 83	138	A	North Dakota	61 65								
328	A	Montana	64 44	125	A	Arizona	52 75								
276	H	Southern Utah	81 74	16	N	Oklahoma	60 74								

Non-Div I Games: Pacific Union 93 61

Portland St.

■ Loss, 
■ Non-Conf, S Site, 
■ Home 
■ Away 
N Neutral

Average RPI Win:	281	WON-LOST	WINNING	LAST 10	STRENGTH OF	OPP. STRENGTH	TEAM	ADJ.	CONF.	ADJ CONF.
Average RPI Loss:	178	RECORD	PCT. RANK	GAMES	SCHEDULE	OF SCHEDULE	RPI	RPI	RPI	RPI
DIV. I ONLY	8- 14	244	3- 7	235	332	288	288	30	30	
DIV. I NON-CONF.	5- 7	205	0- 2	114	280	171	171	29	29	
TOTALS	RPI 1-25	RPI 26-50	W-L RECORDS	RPI 51-100	RPI 101-150	RPI 150+				
8- 14	0- 2	0- 0	OVERALL	0- 1	0- 2	8- 9				
7- 2	0- 0	0- 0	HOME	0- 0	0- 0	7- 2				
0- 12	0- 0	0- 0	AWAY	0- 0	0- 0	0- 1				
1- 0	0- 0	0- 0	NEUTRAL	0- 0	0- 0	1- 0				
5- 7	0- 2	0- 0	NON-CONFERENCE	0- 1	0- 2	5- 2				
4- 0	0- 0	0- 0	HOME	0- 0	0- 0	4- 0				
0- 7	0- 2	0- 0	AWAY	0- 1	0- 2	0- 2				
1- 0	0- 0	0- 0	NEUTRAL	0- 0	0- 0	1- 0				
3- 7	0- 0	0- 0	CONFERENCE	0- 0	0- 0	3- 7				
3- 2	0- 0	0- 0	HOME	0- 0	0- 0	3- 2				
0- 5	0- 0	0- 0	AWAY	0- 0	0- 0	0- 5				
0- 0	0- 0	0- 0	NEUTRAL	0- 0	0- 0	0- 0				

RPI	S	Opponent	Score	RPI	S	Opponent	Score	RPI	S	Opponent	Score	RPI	S	Opponent	Score	Team's RPI: 288
15	A	DePaul	62 94					76	A	Texas Tech	43 85	101	A	SMU	54 61	
19	A	Texas A&M	62 90									107	A	SFA	64 88	
												176	A	Rice	57 68	
												183	H	Texas St.	64 60	
												203	A	Texas Southern	51 73	
												203	H	Texas Southern	62 70	
												210	H	Alabama St.	61 75	
												229	H	Grambling	51 49	
												236	A	Southern U.	72 86	
												246	N	Marshall	78 68	
												247	H	Bethune-Cookman	66 64	
												254	A	UTRGV	74 82	
												286	A	Mississippi Val.	55 64	
												293	A	Ark.-Pine Bluff	47 64	
												306	H	Nicholls St.	69 67	
												307	A	Alcorn	55 62	
												342	H	Sam Houston St.	75 65	
												348	H	Jackson St.	73 63	
												349	H	Alabama A&M	71 47	
LAST 12 Division I GAMES:																
203	A	Texas Southern	51 73	348	H	Jackson St.	73 63									
210	H	Alabama St.	61 75	203	H	Texas Southern	62 70									
349	H	Alabama A&M	71 47	307	A	Alcorn	55 62									
293	A	Ark.-Pine Bluff	47 64	236	A	Southern U.	72 86									
286	A	Mississippi Val.	55 64	19	A	Texas A&M	62 90									
229	H	Grambling	51 49	107	A	SFA	64 88									

Non-Div I Games:

Prairie View

Average RPI Win: 272		WON-LOST	WINNING	LAST 10	STRENGTH OF	OPP. STRENGTH	TEAM	ADJ.	CONF.	ADJ CONF.
Average RPI Loss: 166		RECORD	PCT. RANK	GAMES	SCHEDULE	OF SCHEDULE	RPI	RPI	RPI	RPI
DIV. I ONLY		8- 14	244	5- 5	181	318	222	222	28	28
DIV. I NON-CONF.		2- 9	293	0- 1	74	279	218	218	28	28
TOTALS		RPI 1-25	RPI 26-50	W-L RECORDS	RPI 51-100	RPI 101-150	RPI 150+			
8- 14	0- 0		0- 1	OVERALL	0- 5	1- 1	7- 7			
3- 5	0- 0		0- 0	HOME	0- 2	1- 0	2- 3			
5- 8	0- 0		0- 1	AWAY	0- 3	0- 1	5- 3			
0- 1	0- 0		0- 0	NEUTRAL	0- 0	0- 0	0- 1			
2- 9	0- 0		0- 1	NON-CONFERENCE	0- 5	0- 1	2- 2			
0- 3	0- 0		0- 0	HOME	0- 2	0- 0	0- 1			
2- 5	0- 0		0- 1	AWAY	0- 3	0- 1	2- 0			
0- 1	0- 0		0- 0	NEUTRAL	0- 0	0- 0	0- 1			
6- 5	0- 0		0- 0	CONFERENCE	0- 0	1- 0	5- 5			
3- 2	0- 0		0- 0	HOME	0- 0	1- 0	2- 2			
3- 3	0- 0		0- 0	AWAY	0- 0	0- 0	3- 3			
0- 0	0- 0		0- 0	NEUTRAL	0- 0	0- 0	0- 0			

RPI 1-25				RPI 26-50				RPI 51-100				RPI 101+				Team's RPI: 222	
RPI	S	Opponent	Score	RPI	S	Opponent	Score	RPI	S	Opponent	Score	RPI	S	Opponent	Score		
				45	A	Virginia Tech	36 67	52	A	Indiana	37 71	135	A	East Carolina	46 54		
								79	H	Belmont	58 83	139	H	Radford	58 54		
								80	A	Gonzaga	39 79	203	N	Texas Southern	62 74		
								87	A	Charlotte	63 71	220	H	Campbell	39 49		
								90	H	Chattanooga	48 56	237	A	UNC Asheville	52 47		
												237	H	UNC Asheville	60 67		
												240	A	Liberty	60 68		
												251	A	Charleston So.	34 52		
												251	H	Charleston So.	50 48		
												252	A	UNCG	69 62		
												290	A	High Point	60 87		
												292	A	Gardner-Webb	56 55		
												318	H	USC Upstate	48 55		
												327	A	Winthrop	78 39		
												335	H	Longwood	65 55		
												344	A	N.C. Central	72 63		
LAST 12 Division I GAMES:																	
				237	A	UNC Asheville	52 47	251	H	Charleston So.	50 48						
				251	A	Charleston So.	34 52	220	H	Campbell	39 49						
				139	H	Radford	58 54	240	A	Liberty	60 68						
				290	A	High Point	60 87	292	A	Gardner-Webb	56 55						
				237	H	UNC Asheville	60 67	335	H	Longwood	65 55						
				327	A	Winthrop	78 39	90	H	Chattanooga	48 56						

Non-Div I Games:

Presbyterian

Loss, Non-Conf, S Site, H Home A Away N Neutral

Average RPI Win:	218	WON-LOST	WINNING	LAST 10	STRENGTH OF	OPP. STRENGTH	TEAM	ADJ.	CONF.	ADJ CONF.
Average RPI Loss:	91	RECORD	PCT. RANK	GAMES	SCHEDULE	OF SCHEDULE	RPI	RPI	RPI	RPI
DIV. I ONLY	9- 9	169	5- 5	140	109	172	172	9	9	
DIV. I NON-CONF.	6- 7	182	4- 3	222	78	193	193	9	9	
TOTALS	RPI 1-25	RPI 26-50	W-L RECORDS	RPI 51-100	RPI 101-150	RPI 150+				
9- 9	0- 1	1- 1	OVERALL	0- 2	0- 4	8- 1				
7- 4	0- 0	1- 0	HOME	0- 1	0- 2	6- 1				
2- 5	0- 1	0- 1	AWAY	0- 1	0- 2	2- 0				
0- 0	0- 0	0- 0	NEUTRAL	0- 0	0- 0	0- 0				
6- 7	0- 1	0- 1	NON-CONFERENCE	0- 2	0- 3	6- 0				
4- 2	0- 0	0- 0	HOME	0- 1	0- 1	4- 0				
2- 5	0- 1	0- 1	AWAY	0- 1	0- 2	2- 0				
0- 0	0- 0	0- 0	NEUTRAL	0- 0	0- 0	0- 0				
3- 2	0- 0	1- 0	CONFERENCE	0- 0	0- 1	2- 1				
3- 2	0- 0	1- 0	HOME	0- 0	0- 1	2- 1				
0- 0	0- 0	0- 0	AWAY	0- 0	0- 0	0- 0				
0- 0	0- 0	0- 0	NEUTRAL	0- 0	0- 0	0- 0				

RPI 1-25				RPI 26-50				RPI 51-100				RPI 101+ Team's RPI: 172			
RPI	S	Opponent	Score	RPI	S	Opponent	Score	RPI	S	Opponent	Score	RPI	S	Opponent	Score
22	A	Kansas St.	42 60	35	H	Harvard	63 58	55	A	George Washington	45 56	116	A	Delaware	62 66
				41	A	Georgia Tech	51 67	57	H	Dayton	56 62	119	H	Penn	57 62
												120	A	Fordham	55 57
												127	H	Rider	62 70
												151	H	Yale	74 62
												159	H	Brown	88 98
												181	H	Seton Hall	94 67
												193	H	Rutgers	64 34
												213	H	Dartmouth	85 55
												230	A	UMBC	69 58
												303	A	Lipscomb	71 43
												316	H	Lafayette	65 27
												343	H	Wagner	107 44
LAST 12 Division I GAMES:															
				35	H	Harvard	63 58	41	A	Georgia Tech	51 67				
				213	H	Dartmouth	85 55	343	H	Wagner	107 44				
				151	H	Yale	74 62	22	A	Kansas St.	42 60				
				159	H	Brown	88 98	120	A	Fordham	55 57				
				119	H	Penn	57 62	316	H	Lafayette	65 27				
				303	A	Lipscomb	71 43	181	H	Seton Hall	94 67				

Non-Div I Games:

Princeton

Providence

Through Games Of Feb. 8, 2017

Average RPI Win:	212	WON-LOST	WINNING	LAST 10	STRENGTH OF	OPP. STRENGTH	TEAM	ADJ.	CONF.	ADJ CONF.
Average RPI Loss:	87	RECORD	PCT. RANK	GAMES	SCHEDULE	OF SCHEDULE	RPI	RPI	RPI	RPI
DIV. I ONLY	10- 14	220	1- 9	125	77	169	169	7	7	
DIV. I NON-CONF.	8- 3	67	0- 0	286	260	105	105	7	7	
TOTALS	RPI 1-25	RPI 26-50	W-L RECORDS	RPI 51-100	RPI 101-150	RPI 150+				
10- 14	0- 3	1- 3	OVERALL	0- 3	0- 1	9- 4				
5- 5	0- 2	1- 1	HOME	0- 1	0- 0	4- 1				
3- 9	0- 1	0- 2	AWAY	0- 2	0- 1	3- 3				
2- 0	0- 0	0- 0	NEUTRAL	0- 0	0- 0	2- 0				
8- 3	0- 0	0- 0	NON-CONFERENCE	0- 0	0- 1	8- 2				
3- 0	0- 0	0- 0	HOME	0- 0	0- 0	3- 0				
3- 3	0- 0	0- 0	AWAY	0- 0	0- 1	3- 2				
2- 0	0- 0	0- 0	NEUTRAL	0- 0	0- 0	2- 0				
2- 11	0- 3	1- 3	CONFERENCE	0- 3	0- 0	1- 2				
2- 5	0- 2	1- 1	HOME	0- 1	0- 0	1- 1				
0- 6	0- 1	0- 2	AWAY	0- 2	0- 0	0- 1				
0- 0	0- 0	0- 0	NEUTRAL	0- 0	0- 0	0- 0				

RPI S Opponent	Score	RPI S Opponent	Score	RPI S Opponent	Score	RPI S Opponent	Score	Team's RPI: 169
15 A DePaul	56 61	43 A Marquette	74 79	63 A St. John's (NY)	50 60	144 A Columbia	64 66	
15 H DePaul	55 64	43 H Marquette	66 64	66 A Villanova	43 61	159 A Brown	70 77	
21 H Creighton	51 58	46 A Georgetown	70 72	66 H Villanova	59 64	167 A Hartford	77 65	
		46 H Georgetown	39 71			171 H Xavier	51 54	
						175 A Boston College	53 57	
						181 A Seton Hall	43 55	
						206 H Binghamton	71 58	
						216 N Miami (OH)	75 59	
						221 A UNCW	65 49	
						226 A Monmouth	62 58	
						231 H Colgate	92 85	
						232 H Butler	68 51	
						281 H North Dakota St.	86 63	
						300 N Bryant	62 51	
LAST 12 Division I GAMES:								
66 A Villanova	43 61	21 H Creighton	51 58					
46 A Georgetown	70 72	46 H Georgetown	39 71					
15 H DePaul	55 64	66 H Villanova	59 64					
43 H Marquette	66 64	43 A Marquette	74 79					
63 A St. John's (NY)	50 60	15 A DePaul	56 61					
181 A Seton Hall	43 55	232 H Butler	68 51					

Non-Div I Games:

Providence

Loss, Non-Conf, S Site, H Home A Away N Neutral

Average RPI Win:	176	WON-LOST	WINNING	LAST 10	STRENGTH OF	OPP. STRENGTH	TEAM	ADJ.	CONF.	ADJ CONF.
Average RPI Loss:	63	RECORD	PCT. RANK	GAMES	SCHEDULE	OF SCHEDULE	RPI	RPI	RPI	RPI
DIV. I ONLY	15- 10	124	6- 4	73	78	99	99	6	6	
DIV. I NON-CONF.	9- 5	112	0- 1	191	130	138	138	6	6	
-----										
TOTALS	RPI 1-25	RPI 26-50	W-L RECORDS	RPI 51-100	RPI 101-150	RPI 150+				
15- 10	0- 3	2- 1	OVERALL	2- 4	2- 1	9- 1				
8- 5	0- 2	1- 1	HOME	2- 1	0- 0	5- 1				
5- 3	0- 0	1- 0	AWAY	0- 2	2- 1	2- 0				
2- 2	0- 1	0- 0	NEUTRAL	0- 1	0- 0	2- 0				
9- 5	0- 1	0- 0	NON-CONFERENCE	1- 2	2- 1	6- 1				
5- 2	0- 0	0- 0	HOME	1- 1	0- 0	4- 1				
2- 1	0- 0	0- 0	AWAY	0- 0	2- 1	0- 0				
2- 2	0- 1	0- 0	NEUTRAL	0- 1	0- 0	2- 0				
6- 5	0- 2	2- 1	CONFERENCE	1- 2	0- 0	3- 0				
3- 3	0- 2	1- 1	HOME	1- 0	0- 0	1- 0				
3- 2	0- 0	1- 0	AWAY	0- 2	0- 0	2- 0				
0- 0	0- 0	0- 0	NEUTRAL	0- 0	0- 0	0- 0				

RPI 1-25				RPI 26-50				RPI 51-100 Team's RPI: 99				RPI 101+			
RPI	S	Opponent	Score	RPI	S	Opponent	Score	RPI	S	Opponent	Score	RPI	S	Opponent	Score
12	N	Stanford	69 78	31	H	Ohio St.	56 61	51	A	Northwestern	60 76	123	A	Maine	47 67
18	H	Maryland	70 85	47	A	Michigan St.	76 66	52	A	Indiana	60 74	137	A	Ball St.	58 42
24	H	Michigan	62 72	47	H	Michigan St.	66 54	64	H	Central Mich.	62 51	141	A	Pittsburgh	67 61
								66	N	Villanova	44 58	179	H	Southern Ill.	61 64
								78	H	IUPUI	62 67	182	H	Nebraska	88 45
								81	H	Penn St.	64 51	184	N	Northeastern	79 54
												192	A	Illinois	72 64
												196	N	Wichita St.	86 49
												205	A	Wisconsin	79 57
												231	H	Colgate	71 51
												271	H	Eastern Mich.	77 50
												318	H	USC Upstate	71 41
												344	H	N.C. Central	61 27
LAST 12 Division I GAMES:															
24	H	Michigan	62 72	31	H	Ohio St.	56 61	205	A	Wisconsin	79 57				
192	A	Illinois	72 64	81	H	Penn St.	64 51	47	H	Michigan St.	66 54				
18	H	Maryland	70 85	51	A	Northwestern	60 76	52	A	Indiana	60 74				
182	H	Nebraska	88 45	78	H	IUPUI	62 67								

Non-Div I Games:

Purdue

■ Loss, 
 ■ Non-Conf, S Site, 
 ■ Home 
 ■ Away 
 N Neutral



Quinnipiac

Through Games Of Feb. 8, 2017

Average RPI Win:	197	WON-LOST	WINNING	LAST 10	STRENGTH OF	OPP. STRENGTH	TEAM	ADJ.	CONF.	ADJ CONF.
Average RPI Loss:	105	RECORD	PCT. RANK	GAMES	SCHEDULE	OF SCHEDULE	RPI	RPI	RPI	RPI
DIV. I ONLY	18- 6	39	7- 3	117	181	49	49	17	17	
DIV. I NON-CONF.	7- 3	83	0- 0	10	146	17	17	17	17	
TOTALS	RPI 1-25	RPI 26-50	W-L RECORDS	RPI 51-100	RPI 101-150	RPI 150+				
18- 6	0- 2	0- 1	OVERALL	2- 0	3- 1	13- 2				
9- 1	0- 0	0- 1	HOME	1- 0	1- 0	7- 0				
7- 4	0- 0	0- 0	AWAY	1- 0	1- 0	5- 1				
2- 1	0- 1	0- 0	NEUTRAL	0- 0	1- 0	1- 0				
7- 3	0- 2	0- 1	NON-CONFERENCE	2- 0	1- 0	4- 0				
2- 1	0- 0	0- 1	HOME	1- 0	0- 0	1- 0				
3- 1	0- 1	0- 0	AWAY	1- 0	0- 0	2- 0				
2- 1	0- 1	0- 0	NEUTRAL	0- 0	1- 0	1- 0				
11- 3	0- 0	0- 0	CONFERENCE	0- 0	2- 1	9- 2				
7- 0	0- 0	0- 0	HOME	0- 0	1- 0	6- 0				
4- 3	0- 0	0- 0	AWAY	0- 0	1- 1	3- 2				
0- 0	0- 0	0- 0	NEUTRAL	0- 0	0- 0	0- 0				

RPI 1-25			RPI 26-50			Team's RPI: 49	RPI 51-100			RPI 101+		
RPI	S	Opponent	Score	RPI	S	Opponent	Score	RPI	S	Opponent	Score	
6	N	Oregon St.	60 75	47	H	Michigan St.	54 71	57	A	Dayton	63 60	102 N Long Beach St. 63 60
23	A	Temple	68 71					93	H	FGCU	66 56	127 A Rider 91 79
												127 H Rider 79 53
												147 A Iona 44 58
												167 A Hartford 82 59
												178 A Fairfield 52 65
												178 H Fairfield 60 55
												184 H Northeastern 76 59
												197 N New Mexico St. 49 46
												200 H Siena 73 47
												219 A Niagara 71 64
												219 H Niagara 61 45
												226 A Monmouth 58 61
												226 H Monmouth 74 54
												244 A Canisius 64 53
												268 H Manhattan 81 38
												309 A Saint Peter's 84 51
												309 H Saint Peter's 82 47
												313 A Holy Cross 78 55
LAST 12 Division I GAMES:												
226	H	Monmouth	74 54	178	H	Fairfield	60 55					
178	A	Fairfield	52 65	268	H	Manhattan	81 38					
147	A	Iona	44 58	244	A	Canisius	64 53					
219	H	Niagara	61 45	219	A	Niagara	71 64					
127	H	Rider	79 53	309	H	Saint Peter's	82 47					
226	A	Monmouth	58 61	127	A	Rider	91 79					

Non-Div I Games:

Quinnipiac

Loss, Non-Conf, S Site, H Home A Away N Neutral

Average RPI Win:	257	WON-LOST	WINNING	LAST 10	STRENGTH OF	OPP. STRENGTH	TEAM	ADJ.	CONF.	ADJ CONF.
Average RPI Loss:	156	RECORD	PCT. RANK	GAMES	SCHEDULE	OF SCHEDULE	RPI	RPI	RPI	RPI
DIV. I ONLY	14- 6	71	7- 3	327	202	139	139	28	28	
DIV. I NON-CONF.	6- 3	97	0- 0	237	51	85	85	28	28	
TOTALS	RPI 1-25	RPI 26-50	W-L RECORDS	RPI 51-100	RPI 101-150	RPI 150+				
14- 6	0- 1	0- 1	OVERALL	1- 0	0- 0	13- 4				
7- 0	0- 0	0- 0	HOME	0- 0	0- 0	7- 0				
7- 6	0- 0	0- 1	AWAY	1- 0	0- 0	6- 0				
0- 0	0- 0	0- 0	NEUTRAL	0- 0	0- 0	0- 0				
6- 3	0- 1	0- 1	NON-CONFERENCE	1- 0	0- 0	5- 1				
2- 0	0- 0	0- 0	HOME	0- 0	0- 0	2- 0				
4- 3	0- 1	0- 1	AWAY	1- 0	0- 0	3- 1				
0- 0	0- 0	0- 0	NEUTRAL	0- 0	0- 0	0- 0				
8- 3	0- 0	0- 0	CONFERENCE	0- 0	0- 0	8- 3				
5- 0	0- 0	0- 0	HOME	0- 0	0- 0	5- 0				
3- 3	0- 0	0- 0	AWAY	0- 0	0- 0	3- 3				
0- 0	0- 0	0- 0	NEUTRAL	0- 0	0- 0	0- 0				

RPI 1-25				RPI 26-50				RPI 51-100				RPI 101+ Team's RPI: 139			
RPI	S	Opponent	Score	RPI	S	Opponent	Score	RPI	S	Opponent	Score	RPI	S	Opponent	Score
17	A	Kentucky	36 59	45	A	Virginia Tech	52 71	58	A	Wake Forest	68 60	163	A	George Mason	56 70
												185	A	Appalachian St.	57 54
												220	A	Campbell	61 42
												222	A	Presbyterian	54 58
												237	A	UNC Asheville	64 62
												240	A	Liberty	48 49
												240	H	Liberty	76 68
												251	A	Charleston So.	45 57
												252	A	UNCG	70 54
												263	H	Tennessee Tech	79 46
												284	A	Davidson	44 40
												286	H	Western Caro.	67 39
												290	H	High Point	59 56
												292	H	Gardner-Webb	67 57
												327	A	Winthrop	60 50
												327	H	Winthrop	74 49
												335	H	Longwood	73 55
LAST 12 Division I GAMES:															
240	A	Liberty	48 49	290	H	High Point	59 56								
327	H	Winthrop	74 49	335	H	Longwood	73 55								
222	A	Presbyterian	54 58	220	A	Campbell	61 42								
237	A	UNC Asheville	64 62	327	A	Winthrop	60 50								
240	H	Liberty	76 68	292	H	Gardner-Webb	67 57								
251	A	Charleston So.	45 57	45	A	Virginia Tech	52 71								

Non-Div I Games: Concord 78 51 Davis & Elkins 67 57

Radford

Loss, Non-Conf, S Site, H Home A Away N Neutral

Average RPI Win:	245	WON-LOST	WINNING	LAST 10	STRENGTH OF	OPP. STRENGTH	TEAM	ADJ.	CONF.	ADJ CONF.
Average RPI Loss:	150	RECORD	PCT. RANK	GAMES	SCHEDULE	OF SCHEDULE	RPI	RPI	RPI	RPI
DIV. I ONLY	4- 20	322	0- 10	154	193	296	296	12	12	
DIV. I NON-CONF.	4- 8	230	0- 0	198	207	240	240	12	12	
TOTALS	RPI 1-25	RPI 26-50	W-L RECORDS	RPI 51-100	RPI 101-150	RPI 150+				
4- 20	0- 0	0- 2	OVERALL	0- 3	0- 6	4- 9				
2- 9	0- 0	0- 1	HOME	0- 1	0- 4	2- 3				
2- 10	0- 0	0- 1	AWAY	0- 2	0- 2	2- 5				
0- 1	0- 0	0- 0	NEUTRAL	0- 0	0- 0	0- 1				
4- 8	0- 0	0- 2	NON-CONFERENCE	0- 1	0- 2	4- 3				
2- 3	0- 0	0- 1	HOME	0- 0	0- 1	2- 1				
2- 4	0- 0	0- 1	AWAY	0- 1	0- 1	2- 1				
0- 1	0- 0	0- 0	NEUTRAL	0- 0	0- 0	0- 1				
0- 12	0- 0	0- 0	CONFERENCE	0- 2	0- 4	0- 6				
0- 6	0- 0	0- 0	HOME	0- 1	0- 3	0- 2				
0- 6	0- 0	0- 0	AWAY	0- 1	0- 1	0- 4				
0- 0	0- 0	0- 0	NEUTRAL	0- 0	0- 0	0- 0				

RPI	S	Opponent	Score	RPI	S	Opponent	Score	RPI	S	Opponent	Score	RPI	S	Opponent	Score	Team's RPI: 296
34	A	Syracuse	49 95	55	H	George Washington	44 72	111	H	Saint Joseph's	49 75	114	H	Saint Louis	50 68	
47	H	Michigan St.	48 85	57	A	Dayton	51 81	119	H	Penn	43 75	120	H	Fordham	69 74	
				71	A	Toledo	50 65	129	A	VCU	57 68	149	A	Kansas	36 72	
								159	A	Brown	65 76	162	A	La Salle	51 70	
								162	H	La Salle	49 58	178	A	Fairfield	72 65	
								213	H	Dartmouth	52 62	224	A	St. Bonaventure	69 78	
								225	H	Samford	78 63	233	A	Richmond	51 67	
								233	H	Richmond	53 58	235	H	Marist	82 61	
								298	A	Massachusetts	67 68	300	N	Bryant	56 62	
								340	A	UMass Lowell	64 57					
LAST 12 Division I GAMES:																
55	H	George Washington	44 72	129	A	VCU	57 68	233	A	Richmond	51 67	233	H	Richmond	53 58	
162	H	La Salle	49 58	162	A	La Salle	51 70	298	A	Massachusetts	67 68	120	H	Fordham	69 74	
57	A	Dayton	51 81	224	A	St. Bonaventure	69 78									
111	H	Saint Joseph's	49 75													
114	H	Saint Louis	50 68													

Non-Div I Games:

Rhode Island

■ Loss, 
■ Non-Conf, 
■ S Site, 
■ H Home 
■ A Away 
N Neutral

Average RPI Win:	251	WON-LOST	WINNING	LAST 10	STRENGTH OF	OPP. STRENGTH	TEAM	ADJ.	CONF.	ADJ CONF.
Average RPI Loss:	122	RECORD	PCT. RANK	GAMES	SCHEDULE	OF SCHEDULE	RPI	RPI	RPI	RPI
DIV. I ONLY	11- 9	148	3- 7	230	208	176	176	14	14	
DIV. I NON-CONF.	8- 2	49	1- 0	331	322	132	132	16	16	
TOTALS	RPI 1-25	RPI 26-50	W-L RECORDS	RPI 51-100	RPI 101-150	RPI 150+				
11- 9	0- 0	0- 1	OVERALL	1- 3	1- 2	9- 3				
5- 4	0- 0	0- 0	HOME	0- 1	1- 1	4- 2				
6- 5	0- 0	0- 1	AWAY	1- 2	0- 1	5- 1				
0- 0	0- 0	0- 0	NEUTRAL	0- 0	0- 0	0- 0				
8- 2	0- 0	0- 1	NON-CONFERENCE	0- 1	0- 0	8- 0				
4- 0	0- 0	0- 0	HOME	0- 0	0- 0	4- 0				
4- 2	0- 0	0- 1	AWAY	0- 1	0- 0	4- 0				
0- 0	0- 0	0- 0	NEUTRAL	0- 0	0- 0	0- 0				
3- 7	0- 0	0- 0	CONFERENCE	1- 2	1- 2	1- 3				
1- 4	0- 0	0- 0	HOME	0- 1	1- 1	0- 2				
2- 3	0- 0	0- 0	AWAY	1- 1	0- 1	1- 1				
0- 0	0- 0	0- 0	NEUTRAL	0- 0	0- 0	0- 0				

RPI S	Opponent	Score	RPI S	Opponent	Score	RPI S	Opponent	Score	RPI S	Opponent	Score	Team's RPI: 176
26	A LSU	55 66	68	A Oklahoma St.	51 65	121	H Southern Miss.	76 68				
			87	A Charlotte	55 52	132	A Old Dominion	66 81				
			87	H Charlotte	51 69	132	H Old Dominion	47 59				
			89	A Middle Tenn.	61 71	160	H Louisiana Tech	67 70				
						201	A North Texas	51 49				
						201	H North Texas	69 77				
						203	A Texas Southern	52 49				
						204	A UAB	61 62				
						223	H Grand Canyon	64 50				
						288	H Prairie View	68 57				
						295	H A&M-Corpus Christi	70 36				
						332	A La.-Monroe	93 50				
						334	A Incarnate Word	60 43				
						337	A Houston Baptist	79 53				
						342	H Sam Houston St.	77 51				
LAST 12 Division I GAMES:												
201	H North Texas	69 77	204	A UAB	61 62							
87	A Charlotte	55 52	89	A Middle Tenn.	61 71							
132	A Old Dominion	66 81	87	H Charlotte	51 69							
121	H Southern Miss.	76 68	132	H Old Dominion	47 59							
160	H Louisiana Tech	67 70	332	A La.-Monroe	93 50							
201	A North Texas	51 49	295	H A&M-Corpus Christi	70 36							

Non-Div I Games: Huston-Tillotson 96 62

Rice

Average RPI Win:	264	WON-LOST	WINNING	LAST 10	STRENGTH OF	OPP. STRENGTH	TEAM	ADJ.	CONF.	ADJ CONF.
Average RPI Loss:	130	RECORD	PCT. RANK	GAMES	SCHEDULE	OF SCHEDULE	RPI	RPI	RPI	RPI
DIV. I ONLY	11- 14	211	4- 6	268	173	233	233	12	12	
DIV. I NON-CONF.	6- 7	182	0- 0	264	300	242	242	12	12	
TOTALS	RPI 1-25	RPI 26-50	W-L RECORDS	RPI 51-100	RPI 101-150	RPI 150+				
11- 14	0- 0	0- 0	OVERALL	0- 2	1- 8	10- 4				
5- 7	0- 0	0- 0	HOME	0- 1	1- 4	4- 2				
4- 6	0- 0	0- 0	AWAY	0- 1	0- 4	4- 1				
2- 1	0- 0	0- 0	NEUTRAL	0- 0	0- 0	2- 1				
6- 7	0- 0	0- 0	NON-CONFERENCE	0- 1	0- 4	6- 2				
2- 4	0- 0	0- 0	HOME	0- 1	0- 3	2- 0				
2- 2	0- 0	0- 0	AWAY	0- 0	0- 1	2- 1				
2- 1	0- 0	0- 0	NEUTRAL	0- 0	0- 0	2- 1				
5- 7	0- 0	0- 0	CONFERENCE	0- 1	1- 4	4- 2				
3- 3	0- 0	0- 0	HOME	0- 0	1- 1	2- 2				
2- 4	0- 0	0- 0	AWAY	0- 1	0- 3	2- 0				
0- 0	0- 0	0- 0	NEUTRAL	0- 0	0- 0	0- 0				

RPI 1-25			RPI 26-50			RPI 51-100			RPI 101+ Team's RPI: 233		
RPI	S	Opponent	Score	RPI	S	Opponent	Score	RPI	S	Opponent	Score
						57 A Dayton	39 55	109 A Duquesne		61 73	
						69 H Virginia	56 63	111 H Saint Joseph's		70 52	
								119 H Penn		44 47	
								120 A Fordham		41 67	
								129 A VCU		55 62	
								129 H VCU		55 57	
								133 A William & Mary		39 67	
								135 H East Carolina		60 71	
								144 H Columbia		58 65	
								156 A Hampton		45 72	
								162 H La Salle		58 63	
								163 H George Mason		50 54	
								185 H Appalachian St.		55 46	
								194 N Cleveland St.		65 69	
								224 H St. Bonaventure		61 54	
								240 N Liberty		63 54	
								255 A Furman		54 48	
								284 A Davidson		61 52	
								296 A Rhode Island		58 53	
								296 H Rhode Island		67 51	
								330 A Fla. Atlantic		77 67	
								341 N Florida A&M		64 51	
								347 H Morgan St.		54 37	
LAST 12 Division I GAMES:											
						57 A Dayton	39 55	162 H La Salle		58 63	
						296 H Rhode Island	67 51	296 A Rhode Island		58 53	
						129 H VCU	55 57	120 A Fordham		41 67	
						284 A Davidson	61 52	224 H St. Bonaventure		61 54	
						109 A Duquesne	61 73	129 A VCU		55 62	
						163 H George Mason	50 54	111 H Saint Joseph's		70 52	

Non-Div I Games:

Richmond

■ Loss, 
 ■ Non-Conf, 
 S Site, 
 ■ Home 
 ■ Away 
 N Neutral

Average RPI Win: <b>239</b>	WON-LOST	WINNING	LAST 10	STRENGTH OF	OPP. STRENGTH	TEAM	ADJ.	CONF.	ADJ CONF.
Average RPI Loss: <b>136</b>	RECORD	PCT. RANK	GAMES	SCHEDULE	OF SCHEDULE	RPI	RPI	RPI	RPI
DIV. I ONLY	17- 6	41	8- 2	297	194	127	127	17	17
DIV. I NON-CONF.	6- 3	97	0- 0	308	247	155	155	17	17
TOTALS	RPI 1-25	RPI 26-50	W-L RECORDS	RPI 51-100	RPI 101-150	RPI 150+			
17- 6	0- 0	0- 2	OVERALL	0- 0	1- 1	16- 3			
7- 2	0- 0	0- 1	HOME	0- 0	1- 0	6- 1			
10- 3	0- 0	0- 1	AWAY	0- 0	0- 1	10- 1			
0- 1	0- 0	0- 0	NEUTRAL	0- 0	0- 0	0- 1			
6- 3	0- 0	0- 0	NON-CONFERENCE	0- 0	0- 1	6- 2			
3- 0	0- 0	0- 0	HOME	0- 0	0- 0	3- 0			
3- 2	0- 0	0- 0	AWAY	0- 0	0- 1	3- 1			
0- 1	0- 0	0- 0	NEUTRAL	0- 0	0- 0	0- 1			
11- 3	0- 0	0- 2	CONFERENCE	0- 0	1- 0	10- 1			
4- 2	0- 0	0- 1	HOME	0- 0	1- 0	3- 1			
7- 1	0- 0	0- 1	AWAY	0- 0	0- 0	7- 0			
0- 0	0- 0	0- 0	NEUTRAL	0- 0	0- 0	0- 0			

RPI 1-25				RPI 26-50				RPI 51-100				RPI 101+ Team's RPI: 127			
RPI	S	Opponent	Score	RPI	S	Opponent	Score	RPI	S	Opponent	Score	RPI	S	Opponent	Score
				49	A	Quinnipiac	53 79					136	A	UCF	30 49
				49	H	Quinnipiac	79 91					147	H	Iona	85 65
												162	H	La Salle	74 61
												166	A	Towson	79 75
												172	A	Princeton	70 62
												178	H	Fairfield	67 68
												181	A	Seton Hall	81 89
												200	A	Siena	62 61
												200	H	Siena	72 70
												219	A	Niagara	78 58
												224	N	St. Bonaventure	47 60
												226	A	Monmouth	71 69
												235	A	Marist	69 56
												244	A	Canisius	71 70
												268	A	Manhattan	53 36
												268	H	Manhattan	73 64
												304	A	Lehigh	75 68
												309	A	Saint Peter's	56 43
												309	H	Saint Peter's	47 46
												316	H	Lafayette	76 58
												322	H	St. Francis Brooklyn	77 60
LAST 12 Division I GAMES:															
				200	H	Siena	72 70					178	H	Fairfield	67 68
				226	A	Monmouth	71 69					235	A	Marist	69 56
				309	H	Saint Peter's	47 46					200	A	Siena	62 61
				268	H	Manhattan	73 64					268	A	Manhattan	53 36
				49	A	Quinnipiac	53 79					147	H	Iona	85 65
				309	A	Saint Peter's	56 43					49	H	Quinnipiac	79 91

Non-Div I Games:

Rider

■ Loss, 
 ■ Non-Conf, 
 S Site, 
 ■ Home 
 ■ Away 
 N Neutral

REPORT HERE				THROUGH SUMMER OF 1987-88, 1987						
Average RPI Win:	296	WON-LOST	WINNING	LAST 10	STRENGTH OF	OPP. STRENGTH	TEAM	ADJ.	CONF.	ADJ CONF.
Average RPI Loss:	181	RECORD	PCT. RANK	GAMES	SCHEDULE	OF SCHEDULE	RPI	RPI	RPI	RPI
DIV. I ONLY	13- 9	126	8- 2	337	317	214	214	31	31	
DIV. I NON-CONF.	4- 6	209	0- 0	298	195	223	223	32	32	
-----										
TOTALS	RPI 1-25	RPI 26-50		W-L RECORDS		RPI 51-100	RPI 101-150	RPI 150+		
13- 9	0- 0	0- 1		OVERALL		0- 0	1- 3	12- 5		
4- 3	0- 0	0- 0		HOME		0- 0	0- 0	4- 3		
9- 5	0- 0	0- 1		AWAY		0- 0	1- 2	8- 2		
0- 1	0- 0	0- 0		NEUTRAL		0- 0	0- 1	0- 0		
4- 6	0- 0	0- 1		NON-CONFERENCE		0- 0	1- 3	3- 2		
1- 1	0- 0	0- 0		HOME		0- 0	0- 0	1- 1		
3- 4	0- 0	0- 1		AWAY		0- 0	1- 2	2- 1		
0- 1	0- 0	0- 0		NEUTRAL		0- 0	0- 1	0- 0		
9- 3	0- 0	0- 0		CONFERENCE		0- 0	0- 0	9- 3		
3- 2	0- 0	0- 0		HOME		0- 0	0- 0	3- 2		
6- 1	0- 0	0- 0		AWAY		0- 0	0- 0	6- 1		
0- 0	0- 0	0- 0		NEUTRAL		0- 0	0- 0	0- 0		

RPI 1-25				RPI 26-50				RPI 51-100				RPI 101+			
RPI	S	Opponent	Score	RPI	S	Opponent	Score	RPI	S	Opponent	Score	RPI	S	Opponent	Score
				50	A	Iowa	60 81					108	A	Vanderbilt	59 75
												110	A	Kent St.	68 65
												116	A	Delaware	65 67
												117	N	Stetson	60 68
												207	A	Sacred Heart	59 69
												212	A	Saint Francis (PA)	70 68
												212	H	Saint Francis (PA)	55 70
												226	H	Monmouth	56 69
												256	H	Howard	59 42
												273	A	FIU	57 59
												300	H	Bryant	62 46
												305	H	Central Conn. St.	55 46
												316	A	Lafayette	62 51
												319	A	Mt. St. Mary's	50 44
												322	A	St. Francis Brooklyn	61 54
												322	H	St. Francis Brooklyn	49 56
												333	A	LIU Brooklyn	64 54
												333	H	LIU Brooklyn	83 42
												343	A	Wagner	82 63
												346	A	Fairleigh Dickinson	66 64
												347	A	Morgan St.	58 44
LAST 12 Division I GAMES:															
				333	A	LIU Brooklyn	64 54					212	H	Saint Francis (PA)	55 70
				322	A	St. Francis Brooklyn	61 54					343	A	Wagner	82 63
				212	A	Saint Francis (PA)	70 68					333	H	LIU Brooklyn	83 42
				319	A	Mt. St. Mary's	50 44					322	H	St. Francis Brooklyn	49 56
				305	H	Central Conn. St.	55 46					346	A	Fairleigh Dickinson	66 64
				300	H	Bryant	62 46					207	A	Sacred Heart	59 69

Non-Div I Games:	Point Park	69	52
------------------	------------	----	----

Robert Morris

Loss, Non-Conf, S Site, H Home A Away N Neutral

Average RPI Win:	147	WON-LOST	WINNING	LAST 10	STRENGTH OF	OPP. STRENGTH	TEAM	ADJ.	CONF.	ADJ CONF.
Average RPI Loss:	75	RECORD	PCT. RANK	GAMES	SCHEDULE	OF SCHEDULE	RPI	RPI	RPI	RPI
DIV. I ONLY	6- 18	301	3- 7	36	55	193	193	6	6	
DIV. I NON-CONF.	3- 10	280	0- 1	20	53	191	191	6	6	
TOTALS	RPI 1-25	RPI 26-50	W-L RECORDS	RPI 51-100	RPI 101-150	RPI 150+				
6- 18	0- 4	1- 4	OVERALL	2- 6	0- 0	3- 4				
6- 7	0- 2	1- 2	HOME	2- 3	0- 0	3- 0				
0- 11	0- 2	0- 2	AWAY	0- 3	0- 0	0- 4				
0- 0	0- 0	0- 0	NEUTRAL	0- 0	0- 0	0- 0				
3- 10	0- 2	0- 2	NON-CONFERENCE	1- 4	0- 0	2- 2				
3- 4	0- 2	0- 1	HOME	1- 1	0- 0	2- 0				
0- 6	0- 0	0- 1	AWAY	0- 3	0- 0	0- 2				
0- 0	0- 0	0- 0	NEUTRAL	0- 0	0- 0	0- 0				
3- 8	0- 2	1- 2	CONFERENCE	1- 2	0- 0	1- 2				
3- 3	0- 0	1- 1	HOME	1- 2	0- 0	1- 0				
0- 5	0- 2	0- 1	AWAY	0- 0	0- 0	0- 2				
0- 0	0- 0	0- 0	NEUTRAL	0- 0	0- 0	0- 0				

RPI 1-25				RPI 26-50				RPI 51-100				RPI 101+ Team's RPI: 193			
RPI	S	Opponent	Score	RPI	S	Opponent	Score	RPI	S	Opponent	Score	RPI	S	Opponent	Score
10	H	Duke	32 68	29	A	Elon	54 66	51	H	Northwestern	37 55	170	A	Houston	51 53
18	A	Maryland	71 80	42	H	James Madison	76 82	52	H	Indiana	52 63	172	A	Princeton	34 64
23	H	Temple	37 48	47	H	Michigan St.	62 58	58	A	Wake Forest	43 55	181	H	Seton Hall	53 45
24	A	Michigan	50 63	50	A	Iowa	57 71	63	A	St. John's (NY)	39 65	182	A	Nebraska	58 62
				50	H	Iowa	59 71	65	H	Bucknell	57 53	192	A	Illinois	41 78
								69	A	Virginia	54 62	205	H	Wisconsin	68 52
								81	H	Penn St.	61 45	300	H	Bryant	50 42
								90	H	Chattanooga	53 66				
LAST 12 Division I GAMES:															
52	H	Indiana	52 63	182	A	Nebraska	58 62								
50	A	Iowa	57 71	192	A	Illinois	41 78								
51	H	Northwestern	37 55	205	H	Wisconsin	68 52								
18	A	Maryland	71 80	81	H	Penn St.	61 45								
50	H	Iowa	59 71	24	A	Michigan	50 63								
47	H	Michigan St.	62 58	23	H	Temple	37 48								

Non-Div I Games:

Rutgers

■ Loss, 
 ■ Non-Conf, S Site, 
 ■ Home 
 ■ Away 
 N Neutral



Average RPI Win:	254	WON-LOST	WINNING	LAST 10	STRENGTH OF	OPP. STRENGTH	TEAM	ADJ.	CONF.	ADJ CONF.
Average RPI Loss:	121	RECORD	PCT. RANK	GAMES	SCHEDULE	OF SCHEDULE	RPI	RPI	RPI	RPI
DIV. I ONLY	15- 4	25	8- 2	304	261	107	107	27	27	
DIV. I NON-CONF.	6- 2	63	1- 0	188	126	59	59	27	27	
TOTALS	RPI 1-25	RPI 26-50	W-L RECORDS	RPI 51-100	RPI 101-150	RPI 150+				
15- 4	0- 1	0- 0	OVERALL	1- 1	1- 1	13- 1				
6- 1	0- 0	0- 0	HOME	0- 0	0- 1	6- 0				
9- 3	0- 1	0- 0	AWAY	1- 1	1- 0	7- 1				
0- 0	0- 0	0- 0	NEUTRAL	0- 0	0- 0	0- 0				
6- 2	0- 1	0- 0	NON-CONFERENCE	1- 1	0- 0	5- 0				
2- 0	0- 0	0- 0	HOME	0- 0	0- 0	2- 0				
4- 2	0- 1	0- 0	AWAY	1- 1	0- 0	3- 0				
0- 0	0- 0	0- 0	NEUTRAL	0- 0	0- 0	0- 0				
9- 2	0- 0	0- 0	CONFERENCE	0- 0	1- 1	8- 1				
4- 1	0- 0	0- 0	HOME	0- 0	0- 1	4- 0				
5- 1	0- 0	0- 0	AWAY	0- 0	1- 0	4- 1				
0- 0	0- 0	0- 0	NEUTRAL	0- 0	0- 0	0- 0				

RPI 1-25				RPI 26-50				RPI 51-100				RPI 101+ Team's RPI: 107			
RPI	S	Opponent	Score	RPI	S	Opponent	Score	RPI	S	Opponent	Score	RPI	S	Opponent	Score
19	A	Texas A&M	48 63					60	A	South Dakota	74 80	106	H	Central Ark.	63 67
								77	A	UT Arlington	65 60	126	A	Abilene Christian	70 61
												160	A	Louisiana Tech	60 58
												163	A	George Mason	77 76
												195	H	New Orleans	88 61
												265	A	McNeese	96 65
												288	H	Prairie View	88 64
												294	A	Coppin St.	72 57
												295	H	A&M-Corpus Christi	64 56
												299	A	Northwestern St.	72 76
												306	A	Nicholls St.	82 77
												306	H	Nicholls St.	80 55
												328	H	Montana	54 46
												334	A	Incarinate Word	94 75
												337	H	Houston Baptist	86 49
												342	A	Sam Houston St.	83 65
LAST 12 Division I GAMES:															
306	A	Nicholls St.	82 77	306	H	Nicholls St.	80 55								
299	A	Northwestern St.	72 76	126	A	Abilene Christian	70 61								
342	A	Sam Houston St.	83 65	295	H	A&M-Corpus Christi	64 56								
195	H	New Orleans	88 61	265	A	McNeese	96 65								
106	H	Central Ark.	63 67	337	H	Houston Baptist	86 49								
334	A	Incarinate Word	94 75	288	H	Prairie View	88 64								

Non-Div I Games: Okla. Panhandle 77 43 Tex. Permian Basin 89 70 LSU-Shreveport 93 56

SFA

Loss, Non-Conf, S Site, H Home A Away N Neutral

Average RPI Win:	273	WON-LOST	WINNING	LAST 10	STRENGTH OF	OPP. STRENGTH	TEAM	ADJ.	CONF.	ADJ CONF.
Average RPI Loss:	149	RECORD	PCT. RANK	GAMES	SCHEDULE	OF SCHEDULE	RPI	RPI	RPI	RPI
DIV. I ONLY	9- 15	239	5- 5	130	309	211	211	26	26	
DIV. I NON-CONF.	3- 9	275	0- 0	40	274	204	204	26	26	
TOTALS	RPI 1-25	RPI 26-50	W-L RECORDS	RPI 51-100	RPI 101-150	RPI 150+				
9- 15	0- 0	0- 2	OVERALL	0- 4	0- 3	9- 6				
6- 2	0- 0	0- 0	HOME	0- 1	0- 0	6- 1				
2- 10	0- 0	0- 2	AWAY	0- 2	0- 2	2- 4				
1- 3	0- 0	0- 0	NEUTRAL	0- 1	0- 1	1- 1				
3- 9	0- 0	0- 2	NON-CONFERENCE	0- 3	0- 3	3- 1				
2- 1	0- 0	0- 0	HOME	0- 1	0- 0	2- 0				
0- 5	0- 0	0- 2	AWAY	0- 1	0- 2	0- 0				
1- 3	0- 0	0- 0	NEUTRAL	0- 1	0- 1	1- 1				
6- 6	0- 0	0- 0	CONFERENCE	0- 1	0- 0	6- 5				
4- 1	0- 0	0- 0	HOME	0- 0	0- 0	4- 1				
2- 5	0- 0	0- 0	AWAY	0- 1	0- 0	2- 4				
0- 0	0- 0	0- 0	NEUTRAL	0- 0	0- 0	0- 0				

RPI 1-25			RPI 26-50			RPI 51-100			RPI 101+			Team's RPI: 211
RPI	S	Opponent	Score	RPI	S	Opponent	Score	RPI	S	Opponent	Score	
30	A	Missouri	60 72	60	N	South Dakota	68 75	108	N	Vanderbilt	63 73	
38	A	South Dakota St.	49 82	79	A	Belmont	67 94	114	A	Saint Louis	49 90	
				88	A	Northern Ill.	78 97	117	A	Stetson	68 78	
				94	H	Western Ill.	74 76	179	H	Southern Ill.	60 59	
								188	A	Morehead St.	66 69	
								241	A	Austin Peay	62 85	
								245	H	Murray St.	77 84	
								247	N	Bethune-Cookman	78 83	
								253	H	Jacksonville St.	69 62	
								262	H	Tennessee St.	73 52	
								263	H	Tennessee Tech	60 49	
								266	A	UT Martin	70 68	
								280	A	Southeast Mo. St.	74 78	
								280	H	Southeast Mo. St.	70 69	
								302	A	Eastern Ill.	75 59	
								312	A	Eastern Ky.	63 75	
								321	H	Illinois St.	92 80	
								331	N	Utah Valley	71 64	
LAST 12 Division I GAMES:												
280	A	Southeast Mo. St.	74 78	280	H	Southeast Mo. St.	70 69					
253	H	Jacksonville St.	69 62	245	H	Murray St.	77 84					
79	A	Belmont	67 94	241	A	Austin Peay	62 85					
302	A	Eastern Ill.	75 59	188	A	Morehead St.	66 69					
262	H	Tennessee St.	73 52	312	A	Eastern Ky.	63 75					
266	A	UT Martin	70 68	263	H	Tennessee Tech	60 49					

Non-Div I Games: Mo.-St. Louis 59 49

SIUE

■ Loss, 
 ■ Non-Conf, 
 ■ S Site, 
 ■ Home 
 ■ A Away 
 N Neutral

SMU				STRENGTH OF SCHEDULE	OPP. STRENGTH OF SCHEDULE	TEAM RPI	ADJ. RPI	CONF. RPI	ADJ CONF. RPI
Average RPI Win:	176	WON-LOST RECORD	WINNING PCT. RANK						
Average RPI Loss:	86		LAST 10 GAMES						
DIV. I ONLY	13- 10	135	4- 6	70	70	101	101	5	5
DIV. I NON-CONF.	9- 4	85	2- 0	122	85	71	71	5	5
-----									
TOTALS	RPI 1-25	RPI 26-50	W-L RECORDS	RPI 51-100	RPI 101-150	RPI 150+			
13- 10	1- 2	0- 2	OVERALL	0- 1	2- 3	10- 2			
9- 3	1- 1	0- 2	HOME	0- 0	1- 0	7- 0			
2- 6	0- 0	0- 0	AWAY	0- 1	1- 3	1- 2			
2- 1	0- 1	0- 0	NEUTRAL	0- 0	0- 0	2- 0			
9- 4	1- 1	0- 0	NON-CONFERENCE	0- 1	1- 1	7- 1			
6- 0	1- 0	0- 0	HOME	0- 0	0- 0	5- 0			
1- 3	0- 0	0- 0	AWAY	0- 1	1- 1	0- 1			
2- 1	0- 1	0- 0	NEUTRAL	0- 0	0- 0	2- 0			
4- 6	0- 1	0- 2	CONFERENCE	0- 0	1- 2	3- 1			
3- 3	0- 1	0- 2	HOME	0- 0	1- 0	2- 0			
1- 3	0- 0	0- 0	AWAY	0- 0	0- 2	1- 1			
0- 0	0- 0	0- 0	NEUTRAL	0- 0	0- 0	0- 0			

RPI 1-25				RPI 26-50				RPI 51-100				RPI 101+ Team's RPI: 101			
RPI	S	Opponent	Score	RPI	S	Opponent	Score	RPI	S	Opponent	Score	RPI	S	Opponent	Score
1	H	UConn	48 88	27	H	South Fla.	51 52	91	A	Colorado	50 67	122	A	TCU	67 76
4	N	Mississippi St.	42 91	39	H	Tulane	59 71					130	A	Tulsa	59 66
19	H	Texas A&M	54 53									135	A	East Carolina	57 58
												136	H	UCF	63 58
												149	A	Kansas	75 63
												152	A	Cincinnati	65 67
												152	H	Cincinnati	64 47
												154	A	New Mexico	49 64
												165	H	Memphis	53 44
												170	A	Houston	66 45
												175	N	Boston College	72 64
												183	H	Texas St.	64 56
												201	H	North Texas	65 51
												203	H	Texas Southern	61 36
												215	H	Seattle U	77 43
												229	N	Grambling	56 36
												288	H	Prairie View	61 54
LAST 12 Division I GAMES:															
136	H	UCF	63 58	1	H	UConn	48 88	39	H	Tulane	59 71	135	A	East Carolina	57 58
165	H	Memphis	53 44	27	H	South Fla.	51 52	152	H	Cincinnati	64 47	215	H	Seattle U	77 43
130	A	Tulsa	59 66	39	H	Tulane	59 71	203	H	Texas Southern	61 36				
27	H	South Fla.	51 52												
170	A	Houston	66 45												
152	A	Cincinnati	65 67												

Non-Div I Games:

SMU

■ Loss, 
 ■ Non-Conf, 
 ■ S Site, 
 ■ Home 
 ■ Away 
 N Neutral

Average RPI Win:	276	WON-LOST	WINNING	LAST 10	STRENGTH OF	OPP. STRENGTH	TEAM	ADJ.	CONF.	ADJ CONF.
Average RPI Loss:	154	RECORD	PCT. RANK	GAMES	SCHEDULE	OF SCHEDULE	RPI	RPI	RPI	RPI
DIV. I ONLY	7- 13	250	4- 6	240	247	279	279	19	19	
DIV. I NON-CONF.	3- 7	250	1- 1	252	246	299	299	18	18	
TOTALS	RPI 1-25	RPI 26-50	W-L RECORDS	RPI 51-100	RPI 101-150	RPI 150+				
7- 13	0- 0	0- 1	OVERALL	0- 3	0- 5	7- 4				
4- 6	0- 0	0- 0	HOME	0- 2	0- 2	4- 2				
3- 5	0- 0	0- 1	AWAY	0- 1	0- 3	3- 0				
0- 2	0- 0	0- 0	NEUTRAL	0- 0	0- 0	0- 2				
3- 7	0- 0	0- 1	NON-CONFERENCE	0- 2	0- 1	3- 3				
2- 3	0- 0	0- 0	HOME	0- 2	0- 0	2- 1				
1- 2	0- 0	0- 1	AWAY	0- 0	0- 1	1- 0				
0- 2	0- 0	0- 0	NEUTRAL	0- 0	0- 0	0- 2				
4- 6	0- 0	0- 0	CONFERENCE	0- 1	0- 4	4- 1				
2- 3	0- 0	0- 0	HOME	0- 0	0- 2	2- 1				
2- 3	0- 0	0- 0	AWAY	0- 1	0- 2	2- 0				
0- 0	0- 0	0- 0	NEUTRAL	0- 0	0- 0	0- 0				

RPI 1-25				RPI 26-50				RPI 51-100				RPI 101+				Team's RPI: 279
RPI	S	Opponent	Score	RPI	S	Opponent	Score	RPI	S	Opponent	Score	RPI	S	Opponent	Score	
				40	A	California	73 97	61	A	Montana St.	80 84	112	A	Northern Colo.	88 95	
								74	H	Southern California	95 111	138	A	North Dakota	71 94	
								100	H	UC Davis	78 110	142	H	Idaho	58 72	
												143	H	Eastern Wash.	65 72	
												145	A	San Francisco	80 91	
												180	H	Hofstra	97 85	
												197	N	New Mexico St.	73 99	
												257	A	Portland St.	77 68	
												257	H	Portland St.	86 88	
												270	H	Cal Poly	97 96	
												276	H	Southern Utah	81 69	
												285	H	Nevada	95 99	
												297	H	Northern Ariz.	82 76	
												314	N	Youngstown St.	94 102	
												326	A	UC Irvine	78 70	
												328	A	Montana	73 60	
LAST 12 Division I GAMES:																
				142	H	Idaho	58 72					276	H	Southern Utah	81 69	
				143	H	Eastern Wash.	65 72					257	H	Portland St.	86 88	
				257	A	Portland St.	77 68					138	A	North Dakota	71 94	
				328	A	Montana	73 60					112	A	Northern Colo.	88 95	
				61	A	Montana St.	80 84					100	H	UC Davis	78 110	
				297	H	Northern Ariz.	82 76					326	A	UC Irvine	78 70	

Non-Div I Games: Stanislaus St. 102 72

Sacramento St.

## Sacred Heart

Through Games Of Feb. 8, 2017

Average RPI Win:	273	WON-LOST	WINNING	LAST 10	STRENGTH OF	OPP. STRENGTH	TEAM	ADJ.	CONF.	ADJ CONF.
Average RPI Loss:	190	RECORD	PCT. RANK	GAMES	SCHEDULE	OF SCHEDULE	RPI	RPI	RPI	RPI
DIV. I ONLY	12- 11	161	7- 3	249	329	207	207	31	31	
DIV. I NON-CONF.	3- 8	262	0- 0	66	228	189	189	32	32	
TOTALS	RPI 1-25	RPI 26-50	W-L RECORDS	RPI 51-100	RPI 101-150	RPI 150+				
12- 11	0- 0	0- 1	OVERALL	0- 3	0- 0	12- 7				
7- 3	0- 0	0- 1	HOME	0- 0	0- 0	7- 2				
5- 8	0- 0	0- 0	AWAY	0- 3	0- 0	5- 5				
0- 0	0- 0	0- 0	NEUTRAL	0- 0	0- 0	0- 0				
3- 8	0- 0	0- 1	NON-CONFERENCE	0- 3	0- 0	3- 4				
1- 3	0- 0	0- 1	HOME	0- 0	0- 0	1- 2				
2- 5	0- 0	0- 0	AWAY	0- 3	0- 0	2- 2				
0- 0	0- 0	0- 0	NEUTRAL	0- 0	0- 0	0- 0				
9- 3	0- 0	0- 0	CONFERENCE	0- 0	0- 0	9- 3				
6- 0	0- 0	0- 0	HOME	0- 0	0- 0	6- 0				
3- 3	0- 0	0- 0	AWAY	0- 0	0- 0	3- 3				
0- 0	0- 0	0- 0	NEUTRAL	0- 0	0- 0	0- 0				

RPI S	Opponent	Score	RPI S	Opponent	Score	RPI S	Opponent	Score	RPI S	Opponent	Score	Team's RPI: 207
35	H Harvard	60 68	62	A Buffalo	55 76	159	H Brown	66 80	167	A Hartford	64 81	
			72	A Iowa St.	56 76	178	A Fairfield	56 44	200	H Siena	62 58	
			96	A New Hampshire	43 71	206	A Binghamton	77 69	212	H Saint Francis (PA)	73 63	
						214	H Robert Morris	69 59	226	H Monmouth	54 65	
						300	A Bryant	65 53	300	H Bryant	66 59	
						304	A Lehigh	62 68	305	A Central Conn. St.	50 67	
						319	A Mt. St. Mary's	59 61	319	H Mt. St. Mary's	49 45	
						322	A St. Francis Brooklyn	81 74	333	H LIU Brooklyn	66 48	
						343	A Wagner	70 56	343	H Wagner	62 52	
						346	A Fairleigh Dickinson	56 58				
LAST 12 Division I GAMES:												
346	A Fairleigh Dickinson	56 58	322	A St. Francis Brooklyn	81 74							
300	H Bryant	66 59	300	A Bryant	65 53							
319	A Mt. St. Mary's	59 61	343	A Wagner	70 56							
333	H LIU Brooklyn	66 48	305	A Central Conn. St.	50 67							
319	H Mt. St. Mary's	49 45	212	H Saint Francis (PA)	73 63							
343	H Wagner	62 52	214	H Robert Morris	69 59							

Non-Div I Games:

Sacred Heart

■ Loss, 
 ■ Non-Conf, 
 ■ S Site, 
 ■ H Home 
 ■ A Away 
 N Neutral

## Saint Francis (PA)

Through Games Of Feb. 8, 2017

Average RPI Win:	294	WON-LOST	WINNING	LAST 10	STRENGTH OF	OPP. STRENGTH	TEAM	ADJ.	CONF.	ADJ CONF.
Average RPI Loss:	176	RECORD	PCT. RANK	GAMES	SCHEDULE	OF SCHEDULE	RPI	RPI	RPI	RPI
DIV. I ONLY	13- 10	135	9- 1	316	336	212	212	31	31	
DIV. I NON-CONF.	3- 8	262	0- 0	229	282	269	269	32	32	
TOTALS	RPI 1-25	RPI 26-50	W-L RECORDS	RPI 51-100	RPI 101-150	RPI 150+				
13- 10	0- 0	0- 2	OVERALL	0- 1	0- 2	13- 5				
5- 3	0- 0	0- 0	HOME	0- 1	0- 1	5- 1				
8- 5	0- 0	0- 2	AWAY	0- 0	0- 1	8- 2				
0- 2	0- 0	0- 0	NEUTRAL	0- 0	0- 0	0- 2				
3- 8	0- 0	0- 2	NON-CONFERENCE	0- 1	0- 2	3- 3				
1- 2	0- 0	0- 0	HOME	0- 1	0- 1	1- 0				
2- 4	0- 0	0- 2	AWAY	0- 0	0- 1	2- 1				
0- 2	0- 0	0- 0	NEUTRAL	0- 0	0- 0	0- 2				
10- 2	0- 0	0- 0	CONFERENCE	0- 0	0- 0	10- 2				
4- 1	0- 0	0- 0	HOME	0- 0	0- 0	4- 1				
6- 1	0- 0	0- 0	AWAY	0- 0	0- 0	6- 1				
0- 0	0- 0	0- 0	NEUTRAL	0- 0	0- 0	0- 0				

RPI S	Opponent	Score	RPI S	Opponent	Score	RPI S	Opponent	Score	RPI S	Opponent	Score	Team's RPI: 212
27	A South Fla.	80 129	91	H Cornell	72 78	133	A William & Mary	60 73				
43	A Marquette	91 104				144	H Columbia	77 84				
						205	A Wisconsin	103 100				
						207	A Sacred Heart	63 73				
						214	A Robert Morris	70 55				
						214	H Robert Morris	68 70				
						238	N UMES	82 90				
						239	A Coastal Caro.	70 59				
						244	H Canisius	95 74				
						300	H Bryant	79 67				
						305	H Central Conn. St.	87 81				
						314	A Youngstown St.	68 69				
						319	A Mt. St. Mary's	97 88				
						322	A St. Francis Brooklyn	75 59				
						322	H St. Francis Brooklyn	79 62				
						333	A LIU Brooklyn	74 30				
						333	H LIU Brooklyn	66 52				
						343	A Wagner	67 46				
						346	A Fairleigh Dickinson	82 79				
						348	N Jackson St.	84 88				
LAST 12 Division I GAMES:												
322	A St. Francis Brooklyn	75 59	214	A Robert Morris	70 55							
333	A LIU Brooklyn	74 30	319	A Mt. St. Mary's	97 88							
214	H Robert Morris	68 70	322	H St. Francis Brooklyn	79 62							
343	A Wagner	67 46	333	H LIU Brooklyn	66 52							
300	H Bryant	79 67	207	A Sacred Heart	63 73							
305	H Central Conn. St.	87 81	346	A Fairleigh Dickinson	82 79							

Non-Div I Games:

Saint Francis (PA)

■ Loss, 
 ■ Non-Conf, 
 ■ S Site, 
 ■ Home 
 ■ A Away 
 N Neutral

## Saint Joseph's

Through Games Of Feb. 8, 2017

Average RPI Win:	185	WON-LOST	WINNING	LAST 10	STRENGTH OF	OPP. STRENGTH	TEAM	ADJ.	CONF.	ADJ CONF.
Average RPI Loss:	91	RECORD	PCT. RANK	GAMES	SCHEDULE	OF SCHEDULE	RPI	RPI	RPI	RPI
DIV. I ONLY	11- 12	183	8- 2	50	150	111	111	12	12	
DIV. I NON-CONF.	3- 9	275	0- 1	21	165	168	168	12	12	
TOTALS	RPI 1-25	RPI 26-50	W-L RECORDS	RPI 51-100	RPI 101-150	RPI 150+				
11- 12	0- 1	0- 1	OVERALL	0- 7	5- 1	6- 2				
6- 5	0- 1	0- 1	HOME	0- 2	3- 0	3- 1				
5- 6	0- 0	0- 0	AWAY	0- 1	2- 0	3- 0				
0- 1	0- 0	0- 0	NEUTRAL	0- 1	0- 0	0- 0				
3- 9	0- 1	0- 1	NON-CONFERENCE	0- 5	1- 1	2- 1				
1- 5	0- 1	0- 1	HOME	0- 2	0- 0	1- 1				
2- 3	0- 0	0- 0	AWAY	0- 2	1- 1	1- 0				
0- 1	0- 0	0- 0	NEUTRAL	0- 1	0- 0	0- 0				
8- 3	0- 0	0- 0	CONFERENCE	0- 2	4- 0	4- 1				
5- 0	0- 0	0- 0	HOME	0- 0	3- 0	2- 0				
3- 3	0- 0	0- 0	AWAY	0- 2	1- 0	2- 1				
0- 0	0- 0	0- 0	NEUTRAL	0- 0	0- 0	0- 0				

RPI 1-25				RPI 26-50				RPI 51-100				RPI 101+ Team's RPI: 111			
RPI	S	Opponent	Score	RPI	S	Opponent	Score	RPI	S	Opponent	Score	RPI	S	Opponent	Score
23	H	Temple	70 86	42	H	James Madison	72 85	55	A	George Washington	44 53	109	H	Duquesne	60 58
								57	A	Dayton	59 64	114	A	Saint Louis	66 63
								64	A	Central Mich.	71 73	119	A	Penn	57 53
								65	H	Bucknell	61 64	120	H	Fordham	47 44
								66	H	Villanova	54 62	129	H	VCU	64 58
								70	A	Drexel	49 60	147	A	Iona	57 58
								95	N	BYU	56 71	154	A	New Mexico	79 67
												162	A	La Salle	75 55
												180	H	Hofstra	64 75
												224	H	St. Bonaventure	70 53
												233	A	Richmond	52 70
												296	A	Rhode Island	75 49
												298	H	Massachusetts	81 50
												315	H	NJIT	75 36
LAST 12 Division I GAMES:															
114	A	Saint Louis	66 63	162	A	La Salle	75 55								
109	H	Duquesne	60 58	129	H	VCU	64 58								
224	H	St. Bonaventure	70 53	298	H	Massachusetts	81 50								
296	A	Rhode Island	75 49	55	A	George Washington	44 53								
57	A	Dayton	59 64	233	A	Richmond	52 70								
120	H	Fordham	47 44	42	H	James Madison	72 85								

Non-Div I Games:

Saint Joseph's

■ Loss, 
 ■ Non-Conf, 
 ■ S Site, 
 ■ H Home 
 ■ A Away 
 N Neutral

Average RPI Win:	210	WON-LOST	WINNING	LAST 10	STRENGTH OF	OPP. STRENGTH	TEAM	ADJ.	CONF.	ADJ CONF.
Average RPI Loss:	109	RECORD	PCT. RANK	GAMES	SCHEDULE	OF SCHEDULE	RPI	RPI	RPI	RPI
DIV. I ONLY	19- 6	37	7- 3	288	112	114	114	12	12	
DIV. I NON-CONF.	10- 3	54	0- 0	325	166	140	140	12	12	
TOTALS	RPI 1-25	RPI 26-50	W-L RECORDS	RPI 51-100	RPI 101-150	RPI 150+				
19- 6	0- 0	1- 1	OVERALL	2- 1	3- 3	13- 1				
10- 3	0- 0	1- 0	HOME	2- 1	2- 1	5- 1				
9- 3	0- 0	0- 1	AWAY	0- 0	1- 2	8- 0				
0- 0	0- 0	0- 0	NEUTRAL	0- 0	0- 0	0- 0				
10- 3	0- 0	1- 1	NON-CONFERENCE	1- 0	0- 1	8- 1				
5- 1	0- 0	1- 0	HOME	1- 0	0- 0	3- 1				
5- 2	0- 0	0- 1	AWAY	0- 0	0- 1	5- 0				
0- 0	0- 0	0- 0	NEUTRAL	0- 0	0- 0	0- 0				
9- 3	0- 0	0- 0	CONFERENCE	1- 1	3- 2	5- 0				
5- 2	0- 0	0- 0	HOME	1- 1	2- 1	2- 0				
4- 1	0- 0	0- 0	AWAY	0- 0	1- 1	3- 0				
0- 0	0- 0	0- 0	NEUTRAL	0- 0	0- 0	0- 0				

RPI S	Opponent	Score	RPI S	Opponent	Score	RPI S	Opponent	Score	RPI S	Opponent	Score	Team's RPI: 114
30	H Missouri	72 61	53	H Washington St.	73 70	109	A Duquesne	65 94	111	H Saint Joseph's	63 66	
48	A Little Rock	43 56	55	H George Washington	67 59	120	H Fordham	82 58	129	A VCU	62 48	
			57	H Dayton	67 78	129	H VCU	77 72	130	A Tulsa	64 70	
						163	H George Mason	89 50	199	H Indiana St.	67 70	
						209	A Loyola Marymount	90 76	211	H SIUE	90 49	
						224	H St. Bonaventure	64 49	228	A Bradley	68 58	
						280	A Southeast Mo. St.	89 50	284	A Davidson	106 69	
						296	A Rhode Island	68 50	298	A Massachusetts	81 60	
						303	A Lipscomb	83 38	312	H Eastern Ky.	78 51	
						326	A UC Irvine	79 69	347	H Morgan St.	71 43	
LAST 12 Division I GAMES:												
129	H VCU	77 72	109	A Duquesne	65 94							
111	H Saint Joseph's	63 66	57	H Dayton	67 78							
298	A Massachusetts	81 60	224	H St. Bonaventure	64 49							
120	H Fordham	82 58	129	A VCU	62 48							
55	H George Washington	67 59	163	H George Mason	89 50							
296	A Rhode Island	68 50	284	A Davidson	106 69							

Non-Div I Games:

Saint Louis



## Saint Peter's

Through Games Of Feb. 8, 2017

Average RPI Win:	267	WON-LOST	WINNING	LAST 10	STRENGTH OF	OPP. STRENGTH	TEAM	ADJ.	CONF.	ADJ CONF.
Average RPI Loss:	162	RECORD	PCT. RANK	GAMES	SCHEDULE	OF SCHEDULE	RPI	RPI	RPI	RPI
DIV. I ONLY	3- 20	334	0- 10	143	243	309	309	17	17	
DIV. I NON-CONF.	1- 8	314	0- 0	103	245	298	298	17	17	
TOTALS	RPI 1-25	RPI 26-50	W-L RECORDS	RPI 51-100	RPI 101-150	RPI 150+				
3- 20	0- 2	0- 2	OVERALL	0- 1	0- 4	3- 11				
2- 6	0- 0	0- 1	HOME	0- 0	0- 2	2- 3				
1- 11	0- 0	0- 0	AWAY	0- 0	0- 0	1- 1				
0- 3	0- 0	0- 0	NEUTRAL	0- 0	0- 1	0- 2				
1- 8	0- 2	0- 0	NON-CONFERENCE	0- 1	0- 1	1- 4				
1- 0	0- 0	0- 0	HOME	0- 0	0- 0	1- 0				
0- 5	0- 2	0- 0	AWAY	0- 1	0- 0	0- 2				
0- 3	0- 0	0- 0	NEUTRAL	0- 0	0- 1	0- 2				
2- 12	0- 0	0- 2	CONFERENCE	0- 0	0- 3	2- 7				
1- 6	0- 0	0- 1	HOME	0- 0	0- 2	1- 3				
1- 6	0- 0	0- 1	AWAY	0- 0	0- 1	1- 4				
0- 0	0- 0	0- 0	NEUTRAL	0- 0	0- 0	0- 0				

RPI 1-25				RPI 26-50				RPI 51-100				RPI 101+ Team's RPI: 309			
RPI	S	Opponent	Score	RPI	S	Opponent	Score	RPI	S	Opponent	Score	RPI	S	Opponent	Score
3	A	South Carolina	38 93	49	A	Quinnipiac	47 82	81	A	Penn St.	50 106	123	N	Maine	43 59
18	A	Maryland	49 101	49	H	Quinnipiac	51 84					127	A	Rider	46 47
												127	H	Rider	43 56
												147	H	Iona	58 66
												156	N	Hampton	42 71
												159	A	Brown	71 80
												178	A	Fairfield	38 50
												200	A	Siena	55 80
												219	H	Niagara	78 66
												226	A	Monmouth	59 76
												235	A	Marist	73 69
												235	H	Marist	58 66
												244	H	Canisius	54 59
												261	N	Bowling Green	68 73
												268	A	Manhattan	44 57
												268	H	Manhattan	65 69
												322	A	St. Francis Brooklyn	52 58
												346	H	Fairleigh Dickinson	65 43
LAST 12 Division I GAMES:															
178	A	Fairfield	38 50	200	A	Siena	55 80								
235	H	Marist	58 66	244	H	Canisius	54 59								
268	A	Manhattan	44 57	226	A	Monmouth	59 76								
127	A	Rider	46 47	147	H	Iona	58 66								
268	H	Manhattan	65 69	49	A	Quinnipiac	47 82								
127	H	Rider	43 56	219	H	Niagara	78 66								

Non-Div I Games:

Saint Peter's

■ Loss, 
 ■ Non-Conf, 
 ■ S Site, 
 ■ Home 
 ■ A Away 
 N Neutral

Average RPI Win:	336	WON-LOST	WINNING	LAST 10	STRENGTH OF	OPP. STRENGTH	TEAM	ADJ.	CONF.	ADJ CONF.
Average RPI Loss:	207	RECORD	PCT. RANK	GAMES	SCHEDULE	OF SCHEDULE	RPI	RPI	RPI	RPI
DIV. I ONLY	1- 18	345	1- 9	246	316	342	342	27	27	
DIV. I NON-CONF.	0- 9	335	0- 2	148	313	334	334	27	27	
TOTALS	RPI 1-25	RPI 26-50	W-L RECORDS	RPI 51-100	RPI 101-150	RPI 150+				
1- 18	0- 0	0- 1	OVERALL	0- 0	0- 5	1- 12				
1- 5	0- 0	0- 0	HOME	0- 0	0- 2	1- 3				
0- 12	0- 0	0- 1	AWAY	0- 0	0- 3	0- 7				
0- 1	0- 0	0- 0	NEUTRAL	0- 0	0- 0	0- 1				
0- 9	0- 0	0- 1	NON-CONFERENCE	0- 0	0- 2	0- 6				
0- 1	0- 0	0- 0	HOME	0- 0	0- 0	0- 1				
0- 7	0- 0	0- 1	AWAY	0- 0	0- 2	0- 4				
0- 1	0- 0	0- 0	NEUTRAL	0- 0	0- 0	0- 1				
1- 9	0- 0	0- 0	CONFERENCE	0- 0	0- 3	1- 6				
1- 4	0- 0	0- 0	HOME	0- 0	0- 2	1- 2				
0- 5	0- 0	0- 0	AWAY	0- 0	0- 1	0- 4				
0- 0	0- 0	0- 0	NEUTRAL	0- 0	0- 0	0- 0				

RPI S	Opponent	Score	RPI S	Opponent	Score	RPI S	Opponent	Score	RPI S	Opponent	Score	Team's RPI: 342
26	A LSU	41 89							107	H SFA	65 83	
									122	A TCU	37 81	
									124	A Arkansas	39 71	
									126	A Abilene Christian	56 78	
									131	H Lamar University	44 70	
									176	A Rice	51 77	
									183	A Texas St.	46 69	
									195	A New Orleans	49 78	
									246	N Marshall	50 73	
									254	A UTRGV	50 78	
									254	H UTRGV	45 69	
									265	A McNeese	56 79	
									288	A Prairie View	65 75	
									295	H A&M-Corpus Christi	37 63	
									299	A Northwestern St.	51 78	
									306	H Nicholls St.	59 66	
									336	H Southeastern La.	68 61	
									337	A Houston Baptist	51 61	
LAST 12 Division I GAMES:												
126	A	Abilene Christian	56	78	195	A	New Orleans	49	78			
107	H	SFA	65	83	306	H	Nicholls St.	59	66			
336	H	Southeastern La.	68	61	265	A	McNeese	56	79			
295	H	A&M-Corpus Christi	37	63	337	A	Houston Baptist	51	61			
131	H	Lamar University	44	70	183	A	Texas St.	46	69			
299	A	Northwestern St.	51	78	26	A	LSU	41	89			

Non-Div I Games: Wiley 51 57

Sam Houston St.

Loss, Non-Conf, S Site, H Home A Away N Neutral

Average RPI Win: <b>226</b>	WON-LOST	WINNING	LAST 10	STRENGTH OF	OPP. STRENGTH	TEAM	ADJ.	CONF.	ADJ CONF.
Average RPI Loss: <b>133</b>	RECORD	PCT. RANK	GAMES	SCHEDULE	OF SCHEDULE	RPI	RPI	RPI	RPI
DIV. I ONLY	8- 15	256	2- 7	159	161	225	225	18	18
DIV. I NON-CONF.	6- 8	203	0- 2	166	108	196	196	21	21
<hr/>									
TOTALS	RPI 1-25	RPI 26-50	W-L RECORDS	RPI 51-100	RPI 101-150	RPI 150+			
8- 15	0- 1	0- 2	OVERALL	1- 4	0- 1	7- 7			
6- 4	0- 0	0- 0	HOME	0- 2	0- 0	6- 2			
2- 9	0- 1	0- 2	AWAY	1- 2	0- 1	1- 3			
0- 2	0- 0	0- 0	NEUTRAL	0- 0	0- 0	0- 2			
6- 8	0- 1	0- 2	NON-CONFERENCE	1- 2	0- 0	5- 3			
5- 1	0- 0	0- 0	HOME	0- 1	0- 0	5- 0			
1- 5	0- 1	0- 2	AWAY	1- 1	0- 0	0- 1			
0- 2	0- 0	0- 0	NEUTRAL	0- 0	0- 0	0- 2			
2- 7	0- 0	0- 0	CONFERENCE	0- 2	0- 1	2- 4			
1- 3	0- 0	0- 0	HOME	0- 1	0- 0	1- 2			
1- 4	0- 0	0- 0	AWAY	0- 1	0- 1	1- 2			
0- 0	0- 0	0- 0	NEUTRAL	0- 0	0- 0	0- 0			

RPI 1-25				RPI 26-50				RPI 51-100				RPI 101+ Team's RPI: 225			
RPI	S	Opponent	Score	RPI	S	Opponent	Score	RPI	S	Opponent	Score	RPI	S	Opponent	Score
17	A	Kentucky	57 <b>80</b>	35	A	Harvard	52 <b>57</b>	58	A	Wake Forest	40 <b>51</b>	103	A	Mercer	49 <b>59</b>
				41	A	Georgia Tech	57 <b>62</b>	79	H	Belmont	54 <b>73</b>	156	N	Hampton	57 <b>63</b>
								90	A	Chattanooga	45 <b>51</b>	157	N	UC Riverside	48 <b>51</b>
								90	H	Chattanooga	61 <b>77</b>	165	H	Memphis	48 42
								97	A	Georgia	65 59	186	A	ETSU	56 <b>61</b>
												186	H	ETSU	57 <b>69</b>
												204	H	UAB	52 49
												210	H	Alabama St.	63 49
												234	H	Wofford	57 54
												252	A	UNCG	40 <b>64</b>
												255	H	Furman	50 <b>54</b>
												266	H	UT Martin	69 62
												286	A	Western Caro.	49 42
												296	A	Rhode Island	63 <b>78</b>
												349	H	Alabama A&M	61 37
<hr/>															
LAST 12 Division I GAMES:															
				90	A	Chattanooga	45 <b>51</b>	286	A	Western Caro.	49 42				
				186	A	ETSU	56 <b>61</b>	186	H	ETSU	57 <b>69</b>				
				103	A	Mercer	49 <b>59</b>	90	H	Chattanooga	61 <b>77</b>				
				255	H	Furman	50 <b>54</b>	156	N	Hampton	57 <b>63</b>				
				234	H	Wofford	57 54	157	N	UC Riverside	48 <b>51</b>				
				252	A	UNCG	40 <b>64</b>	97	A	Georgia	65 59				

Non-Div I Games: AUM 72 50

Samford

■ Loss, 
 ■ Non-Conf, 
 ■ S Site, 
 ■ Home 
 ■ A Away 
 N Neutral

Average RPI Win:	231	WON-LOST	WINNING	LAST 10	STRENGTH OF	OPP. STRENGTH	TEAM	ADJ.	CONF.	ADJ CONF.
Average RPI Loss:	146	RECORD	PCT. RANK	GAMES	SCHEDULE	OF SCHEDULE	RPI	RPI	RPI	RPI
DIV. I ONLY	10- 12	201	3- 7	222	191	217	217	15	15	
DIV. I NON-CONF.	6- 4	126	0- 0	256	252	176	176	13	13	
TOTALS	RPI 1-25	RPI 26-50	W-L RECORDS	RPI 51-100	RPI 101-150	RPI 150+				
10- 12	0- 0	0- 0	OVERALL	0- 3	1- 6	9- 3				
8- 4	0- 0	0- 0	HOME	0- 1	1- 2	7- 1				
2- 8	0- 0	0- 0	AWAY	0- 0	0- 0	2- 1				
0- 0	0- 0	0- 0	NEUTRAL	0- 0	0- 0	0- 0				
6- 4	0- 0	0- 0	NON-CONFERENCE	0- 1	0- 3	6- 0				
5- 1	0- 0	0- 0	HOME	0- 0	0- 1	5- 0				
1- 3	0- 0	0- 0	AWAY	0- 1	0- 2	1- 0				
0- 0	0- 0	0- 0	NEUTRAL	0- 0	0- 0	0- 0				
4- 8	0- 0	0- 0	CONFERENCE	0- 2	1- 3	3- 3				
3- 3	0- 0	0- 0	HOME	0- 1	1- 1	2- 1				
1- 5	0- 0	0- 0	AWAY	0- 1	0- 2	1- 2				
0- 0	0- 0	0- 0	NEUTRAL	0- 0	0- 0	0- 0				

RPI S	Opponent	Score	RPI S	Opponent	Score	RPI S	Opponent	Score	RPI S	Opponent	Score	Team's RPI: 217
						53	A Washington St.	73 83	112	A Northern Colo.	51 54	
						80	H Gonzaga	55 57	125	A Arizona	59 76	
						95	A BYU	63 81	128	A St. Mary's (CA)	65 77	
									128	H St. Mary's (CA)	73 71	
									138	H North Dakota	61 65	
									145	A San Francisco	72 81	
									145	H San Francisco	67 82	
									158	A Santa Clara	57 56	
									198	A CSUN	76 67	
									208	A Pacific	64 84	
									209	A Loyola Marymount	55 63	
									209	H Loyola Marymount	61 58	
									215	H Seattle U	67 44	
									243	H UC Santa Barbara	77 63	
									259	H San Diego St.	91 53	
									278	H Portland	57 40	
									285	H Nevada	70 54	
									308	H Pepperdine	42 55	
									338	H Cal St. Fullerton	103 50	
LAST 12 Division I GAMES:												
128	A	St. Mary's (CA)	65	77	95	A	BYU	63	81			
209	A	Loyola Marymount	55	63	158	A	Santa Clara	57	56			
278	H	Portland	57	40	308	H	Pepperdine	42	55			
80	H	Gonzaga	55	57	208	A	Pacific	64	84			
145	A	San Francisco	72	81	128	H	St. Mary's (CA)	73	71			
209	H	Loyola Marymount	61	58	145	H	San Francisco	67	82			

Non-Div I Games:

San Diego

■ Loss, 
 ■ Non-Conf, 
 ■ S Site, 
 ■ H Home 
 ■ A Away 
 N Neutral

Average RPI Win:	224	WON-LOST	WINNING	LAST 10	STRENGTH OF	OPP. STRENGTH	TEAM	ADJ.	CONF.	ADJ CONF.
Average RPI Loss:	155	RECORD	PCT. RANK	GAMES	SCHEDULE	OF SCHEDULE	RPI	RPI	RPI	RPI
DIV. I ONLY	6- 14	284	3- 7	161	225	259	259	13	13	
DIV. I NON-CONF.	3- 6	230	0- 0	143	323	220	220	15	15	
TOTALS	RPI 1-25	RPI 26-50	W-L RECORDS	RPI 51-100	RPI 101-150	RPI 150+				
6- 14	0- 1	0- 0	OVERALL	2- 3	0- 1	4- 9				
4- 5	0- 1	0- 0	HOME	2- 0	0- 0	2- 4				
1- 8	0- 0	0- 0	AWAY	0- 2	0- 1	1- 5				
1- 1	0- 0	0- 0	NEUTRAL	0- 1	0- 0	1- 0				
3- 6	0- 1	0- 0	NON-CONFERENCE	0- 2	0- 0	3- 3				
1- 2	0- 1	0- 0	HOME	0- 0	0- 0	1- 1				
1- 3	0- 0	0- 0	AWAY	0- 1	0- 0	1- 2				
1- 1	0- 0	0- 0	NEUTRAL	0- 1	0- 0	1- 0				
3- 8	0- 0	0- 0	CONFERENCE	2- 1	0- 1	1- 6				
3- 3	0- 0	0- 0	HOME	2- 0	0- 0	1- 3				
0- 5	0- 0	0- 0	AWAY	0- 1	0- 1	0- 3				
0- 0	0- 0	0- 0	NEUTRAL	0- 0	0- 0	0- 0				

RPI 1-25				RPI 26-50				RPI 51-100				RPI 101+ Team's RPI: 259			
RPI	S	Opponent	Score	RPI	S	Opponent	Score	RPI	S	Opponent	Score	RPI	S	Opponent	Score
24	H	Michigan	57 92					73	A	Colorado St.	43 60	105	A	Wyoming	67 80
								77	N	UT Arlington	58 64	154	A	New Mexico	42 85
								84	H	Boise St.	84 77	155	H	Fresno St.	51 59
								86	H	UNLV	87 68	157	A	UC Riverside	44 72
								100	A	UC Davis	55 75	187	A	Utah St.	47 53
												202	A	San Jose St.	80 81
												202	H	San Jose St.	90 99
												209	H	Loyola Marymount	53 60
												217	A	San Diego	53 91
												243	H	UC Santa Barbara	84 70
												285	H	Nevada	83 78
												305	N	Central Conn. St.	80 62
												311	H	Air Force	59 62
												338	A	Cal St. Fullerton	71 61
LAST 12 Division I GAMES:															
202	H	San Jose St.	90 99	187	A	Utah St.	47 53								
155	H	Fresno St.	51 59	202	A	San Jose St.	80 81								
105	A	Wyoming	67 80	84	H	Boise St.	84 77								
73	A	Colorado St.	43 60	285	H	Nevada	83 78								
311	H	Air Force	59 62	154	A	New Mexico	42 85								
86	H	UNLV	87 68	338	A	Cal St. Fullerton	71 61								

Non-Div I Games: Biola 63 48 San Diego Christian80 70

San Diego St.

Loss, Non-Conf, S Site, H Home A Away N Neutral

## San Francisco

Through Games Of Feb. 8, 2017

Average RPI Win:	210	WON-LOST	WINNING	LAST 10	STRENGTH OF	OPP. STRENGTH	TEAM	ADJ.	CONF.	ADJ CONF.
Average RPI Loss:	134	RECORD	PCT. RANK	GAMES	SCHEDULE	OF SCHEDULE	RPI	RPI	RPI	RPI
DIV. I ONLY	13- 10	135	5- 5	210	131	145	145	15	15	
DIV. I NON-CONF.	6- 5	148	0- 0	181	143	149	149	13	13	
TOTALS	RPI 1-25	RPI 26-50	W-L RECORDS	RPI 51-100	RPI 101-150	RPI 150+				
13- 10	0- 0	0- 1	OVERALL	1- 3	1- 3	11- 3				
8- 2	0- 0	0- 0	HOME	1- 1	1- 1	6- 0				
4- 8	0- 0	0- 1	AWAY	0- 2	0- 2	4- 3				
1- 0	0- 0	0- 0	NEUTRAL	0- 0	0- 0	1- 0				
6- 5	0- 0	0- 1	NON-CONFERENCE	0- 2	1- 1	5- 1				
4- 1	0- 0	0- 0	HOME	0- 1	1- 0	3- 0				
1- 4	0- 0	0- 1	AWAY	0- 1	0- 1	1- 1				
1- 0	0- 0	0- 0	NEUTRAL	0- 0	0- 0	1- 0				
7- 5	0- 0	0- 0	CONFERENCE	1- 1	0- 2	6- 2				
4- 1	0- 0	0- 0	HOME	1- 0	0- 1	3- 0				
3- 4	0- 0	0- 0	AWAY	0- 1	0- 1	3- 2				
0- 0	0- 0	0- 0	NEUTRAL	0- 0	0- 0	0- 0				

RPI S	Opponent	Score	RPI S	Opponent	Score	RPI S	Opponent	Score	RPI S	Opponent	Score	Team's RPI: 145
40	A California	52 75	53	A Washington St.	35 73	102	H Long Beach St.	73 71				
			80	A Gonzaga	46 61	128	A St. Mary's (CA)	72 75				
			95	H BYU	70 63	128	H St. Mary's (CA)	62 64				
			100	H UC Davis	58 78	138	A North Dakota	63 71				
						155	A Fresno St.	48 61				
						158	H Santa Clara	77 68				
						202	H San Jose St.	79 71				
						208	A Pacific	60 63				
						208	H Pacific	67 64				
						209	A Loyola Marymount	79 72				
						215	H Seattle U	73 59				
						217	A San Diego	82 67				
						217	H San Diego	81 72				
						270	A Cal Poly	73 67				
						278	A Portland	75 56				
						279	H Sacramento St.	91 80				
						286	N Western Caro.	73 52				
						308	A Pepperdine	59 81				
LAST 12 Division I GAMES:												
209	A Loyola Marymount	79 72	208	A Pacific	60 63							
308	A Pepperdine	59 81	95	H BYU	70 63							
208	H Pacific	67 64	128	A St. Mary's (CA)	72 75							
128	H St. Mary's (CA)	62 64	80	A Gonzaga	46 61							
217	H San Diego	81 72	158	H Santa Clara	77 68							
278	A Portland	75 56	217	A San Diego	82 67							

Non-Div I Games:

San Francisco

■ Loss, 
 ■ Non-Conf, 
 ■ S Site, 
 ■ Home 
 ■ A Away 
 N Neutral

Average RPI Win:	230	WON-LOST	WINNING	LAST 10	STRENGTH OF	OPP. STRENGTH	TEAM	ADJ.	CONF.	ADJ CONF.
Average RPI Loss:	109	RECORD	PCT. RANK	GAMES	SCHEDULE	OF SCHEDULE	RPI	RPI	RPI	RPI
DIV. I ONLY	7- 15	275	4- 6	104	101	202	202	13	13	
DIV. I NON-CONF.	2- 9	293	0- 0	96	33	225	225	15	15	
TOTALS	RPI 1-25	RPI 26-50	W-L RECORDS	RPI 51-100	RPI 101-150	RPI 150+				
7- 15	0- 2	0- 1	OVERALL	1- 4	0- 3	6- 5				
4- 4	0- 0	0- 0	HOME	0- 1	0- 1	4- 2				
3- 9	0- 1	0- 0	AWAY	1- 3	0- 1	2- 3				
0- 2	0- 1	0- 1	NEUTRAL	0- 0	0- 0	0- 0				
2- 9	0- 2	0- 1	NON-CONFERENCE	0- 1	0- 2	2- 3				
1- 2	0- 0	0- 0	HOME	0- 0	0- 1	1- 1				
1- 5	0- 1	0- 0	AWAY	0- 1	0- 1	1- 2				
0- 2	0- 1	0- 1	NEUTRAL	0- 0	0- 0	0- 0				
5- 6	0- 0	0- 0	CONFERENCE	1- 3	0- 1	4- 2				
3- 2	0- 0	0- 0	HOME	0- 1	0- 0	3- 1				
2- 4	0- 0	0- 0	AWAY	1- 2	0- 1	1- 1				
0- 0	0- 0	0- 0	NEUTRAL	0- 0	0- 0	0- 0				

RPI 1-25				RPI 26-50				RPI 51-100				RPI 101+ Team's RPI: 202			
RPI	S	Opponent	Score	RPI	S	Opponent	Score	RPI	S	Opponent	Score	RPI	S	Opponent	Score
4	N	Mississippi St.	51 88	37	N	Oregon	62 91	60	A	South Dakota	69 84	105	A	Wyoming	60 89
25	A	Arizona St.	37 82					73	A	Colorado St.	67 70	128	H	St. Mary's (CA)	64 85
								73	H	Colorado St.	56 68	145	A	San Francisco	71 79
								84	A	Boise St.	64 86	154	H	New Mexico	72 82
								86	A	UNLV	76 65	155	A	Fresno St.	74 88
												158	H	Santa Clara	75 64
												182	A	Nebraska	61 83
												197	A	New Mexico St.	55 66
												208	H	Pacific	96 99
												249	A	Hawaii	77 61
												259	A	San Diego St.	99 90
												259	H	San Diego St.	81 80
												285	H	Nevada	107 84
												311	H	Air Force	86 74
LAST 12 Division I GAMES:															
259	A	San Diego St.	99 90	311	H	Air Force	86 74								
154	H	New Mexico	72 82	259	H	San Diego St.	81 80								
86	A	UNLV	76 65	155	A	Fresno St.	74 88								
73	H	Colorado St.	56 68	73	A	Colorado St.	67 70								
84	A	Boise St.	64 86	285	H	Nevada	107 84								
105	A	Wyoming	60 89	60	A	South Dakota	69 84								

Non-Div I Games: Stanislaus St. 90 85

San Jose St.

Santa Clara

Through Games Of Feb. 8, 2017

Average RPI Win:	205	WON-LOST	WINNING	LAST 10	STRENGTH OF	OPP. STRENGTH	TEAM	ADJ.	CONF.	ADJ CONF.
Average RPI Loss:	108	RECORD	PCT. RANK	GAMES	SCHEDULE	OF SCHEDULE	RPI	RPI	RPI	RPI
DIV. I ONLY	9- 13	221	1- 3	63	176	158	158	15	15	
DIV. I NON-CONF.	4- 6	209	0- 1	13	180	97	97	13	13	
TOTALS	RPI 1-25	RPI 26-50	W-L RECORDS	RPI 51-100	RPI 101-150	RPI 150+				
9- 13	0- 0	1- 2	OVERALL	1- 6	0- 2	7- 3				
5- 3	0- 0	0- 0	HOME	1- 2	0- 0	4- 1				
2- 7	0- 0	0- 0	AWAY	0- 0	0- 0	2- 0				
2- 3	0- 0	1- 1	NEUTRAL	0- 2	0- 0	1- 0				
4- 6	0- 0	1- 2	NON-CONFERENCE	0- 3	0- 0	3- 1				
1- 1	0- 0	0- 0	HOME	0- 1	0- 0	1- 0				
1- 2	0- 0	0- 1	AWAY	0- 0	0- 0	1- 1				
2- 3	0- 0	1- 1	NEUTRAL	0- 2	0- 0	1- 0				
5- 7	0- 0	0- 0	CONFERENCE	1- 3	0- 2	4- 2				
4- 2	0- 0	0- 0	HOME	1- 1	0- 0	3- 1				
1- 5	0- 0	0- 0	AWAY	0- 2	0- 2	1- 1				
0- 0	0- 0	0- 0	NEUTRAL	0- 0	0- 0	0- 0				

RPI 1-25				RPI 26-50				RPI 51-100				RPI 101+				Team's RPI: 158	
RPI	S	Opponent	Score	RPI	S	Opponent	Score	RPI	S	Opponent	Score	RPI	S	Opponent	Score		
				27	N	South Fla.	54 63	51	H	Northwestern	75 87	128	A	St. Mary's (CA)	53 55		
				40	A	California	58 73	61	N	Montana St.	50 77	145	A	San Francisco	68 77		
				43	N	Marquette	65 62	68	N	Oklahoma St.	53 67	190	H	Idaho St.	82 78		
								80	A	Gonzaga	39 51	197	N	New Mexico St.	60 46		
								80	H	Gonzaga	49 50	202	A	San Jose St.	64 75		
								95	A	BYU	66 72	209	A	Loyola Marymount	50 61		
								95	H	BYU	64 63	209	H	Loyola Marymount	71 64		
												217	H	San Diego	56 57		
												243	A	UC Santa Barbara	69 58		
												278	A	Portland	56 44		
												278	H	Portland	68 56		
												308	H	Pepperdine	61 40		
LAST 12 Division I GAMES:																	
				27	N	South Fla.	54 63	80	A	Gonzaga	39 51						
				80	H	Gonzaga	49 50	308	H	Pepperdine	61 40						
				278	H	Portland	68 56	217	H	San Diego	56 57						
				128	A	St. Mary's (CA)	53 55	209	H	Loyola Marymount	71 64						
				95	A	BYU	66 72	278	A	Portland	56 44						
				209	A	Loyola Marymount	50 61	145	A	San Francisco	68 77						

Non-Div I Games: UC Santa Cruz 85 39

Santa Clara

Loss, Non-Conf, S Site, H Home A Away N Neutral



Average RPI Win:	281	WON-LOST	WINNING	LAST 10	STRENGTH OF	OPP. STRENGTH	TEAM	ADJ.	CONF.	ADJ CONF.
Average RPI Loss:	156	RECORD	PCT. RANK	GAMES	SCHEDULE	OF SCHEDULE	RPI	RPI	RPI	RPI
DIV. I ONLY	8- 14	244	7- 3	206	293	260	260	32	32	
DIV. I NON-CONF.	1- 10	325	0- 1	75	44	282	282	31	31	
TOTALS	RPI 1-25	RPI 26-50	W-L RECORDS	RPI 51-100	RPI 101-150	RPI 150+				
8- 14	0- 2	0- 1	OVERALL	0- 3	0- 0	8- 8				
6- 5	0- 1	0- 0	HOME	0- 1	0- 0	6- 3				
2- 9	0- 1	0- 1	AWAY	0- 2	0- 0	2- 5				
0- 0	0- 0	0- 0	NEUTRAL	0- 0	0- 0	0- 0				
1- 10	0- 2	0- 1	NON-CONFERENCE	0- 3	0- 0	1- 4				
1- 4	0- 1	0- 0	HOME	0- 1	0- 0	1- 2				
0- 6	0- 1	0- 1	AWAY	0- 2	0- 0	0- 2				
0- 0	0- 0	0- 0	NEUTRAL	0- 0	0- 0	0- 0				
7- 4	0- 0	0- 0	CONFERENCE	0- 0	0- 0	7- 4				
5- 1	0- 0	0- 0	HOME	0- 0	0- 0	5- 1				
2- 3	0- 0	0- 0	AWAY	0- 0	0- 0	2- 3				
0- 0	0- 0	0- 0	NEUTRAL	0- 0	0- 0	0- 0				

RPI 1-25				RPI 26-50				RPI 51-100				RPI 101+ Team's RPI: 260			
RPI	S	Opponent	Score	RPI	S	Opponent	Score	RPI	S	Opponent	Score	RPI	S	Opponent	Score
3	H	South Carolina	30 70	28	A	Auburn	46 75	72	A	Iowa St.	51 74	156	A	Hampton	46 75
8	A	Washington	36 87					83	H	Jacksonville	40 55	156	H	Hampton	55 51
								93	A	FGCU	40 89	181	A	Seton Hall	60 74
												210	H	Alabama St.	54 39
												238	A	UMES	59 58
												247	H	Bethune-Cookman	31 38
												253	H	Jacksonville St.	57 64
												256	A	Howard	49 55
												258	H	Ga. Southern	45 50
												269	A	Norfolk St.	55 61
												269	H	Norfolk St.	59 53
												282	A	Kennesaw St.	60 72
												339	A	South Carolina St.	60 49
												341	H	Florida A&M	56 52
												345	H	Delaware St.	64 57
												347	H	Morgan St.	66 62
LAST 12 Division I GAMES:															
269	H	Norfolk St.	59 53	339	A	South Carolina St.	60 49								
156	H	Hampton	55 51	341	H	Florida A&M	56 52								
238	A	UMES	59 58	156	A	Hampton	46 75								
256	A	Howard	49 55	269	A	Norfolk St.	55 61								
345	H	Delaware St.	64 57	247	H	Bethune-Cookman	31 38								
347	H	Morgan St.	66 62	93	A	FGCU	40 89								

Non-Div I Games: Columbia (SC) 68 52

Savannah St.

■ Loss, 
 ■ Non-Conf, 
 ■ S Site, 
 ■ H Home 
 ■ A Away 
 N Neutral

Average RPI Win:	290	WON-LOST	WINNING	LAST 10	STRENGTH OF	OPP. STRENGTH	TEAM	ADJ.	CONF.	ADJ CONF.
Average RPI Loss:	142	RECORD	PCT. RANK	GAMES	SCHEDULE	OF SCHEDULE	RPI	RPI	RPI	RPI
DIV. I ONLY	9- 13	221	6- 4	213	282	215	215	29	29	
DIV. I NON-CONF.	3- 12	288	1- 4	157	235	286	286	30	30	
TOTALS	RPI 1-25	RPI 26-50	W-L RECORDS	RPI 51-100	RPI 101-150	RPI 150+				
9- 13	0- 1	0- 0	OVERALL	0- 3	0- 3	9- 6				
4- 5	0- 1	0- 0	HOME	0- 0	0- 1	4- 3				
5- 8	0- 0	0- 0	AWAY	0- 3	0- 2	5- 3				
0- 0	0- 0	0- 0	NEUTRAL	0- 0	0- 0	0- 0				
3- 12	0- 1	0- 0	NON-CONFERENCE	0- 3	0- 3	3- 5				
2- 5	0- 1	0- 0	HOME	0- 0	0- 1	2- 3				
1- 7	0- 0	0- 0	AWAY	0- 3	0- 2	1- 2				
0- 0	0- 0	0- 0	NEUTRAL	0- 0	0- 0	0- 0				
6- 1	0- 0	0- 0	CONFERENCE	0- 0	0- 0	6- 1				
2- 0	0- 0	0- 0	HOME	0- 0	0- 0	2- 0				
4- 1	0- 0	0- 0	AWAY	0- 0	0- 0	4- 1				
0- 0	0- 0	0- 0	NEUTRAL	0- 0	0- 0	0- 0				

RPI 1-25				RPI 26-50				RPI 51-100				RPI 101+				Team's RPI: 215	
RPI	S	Opponent	Score	RPI	S	Opponent	Score	RPI	S	Opponent	Score	RPI	S	Opponent	Score		
8	H	Washington	64 94					61	A	Montana St.	56 75	101	A	SMU	43 77		
								73	A	Colorado St.	62 66	142	H	Idaho	64 68		
								84	A	Boise St.	68 73	145	A	San Francisco	59 73		
												157	A	UC Riverside	54 58		
												197	A	New Mexico St.	69 73		
												198	H	CSUN	64 68		
												209	H	Loyola Marymount	59 62		
												217	A	San Diego	44 67		
												223	H	Grand Canyon	86 60		
												243	H	UC Santa Barbara	58 53		
												254	A	UTRGV	67 54		
												257	H	Portland St.	71 79		
												291	H	CSU Bakersfield	54 47		
												301	A	Denver	75 72		
												310	A	UMKC	75 65		
												328	H	Montana	60 44		
												329	A	Chicago St.	64 51		
												331	A	Utah Valley	69 51		
LAST 12 Division I GAMES:																	
331	A	Utah Valley	69 51	291	H	CSU Bakersfield	54 47										
254	A	UTRGV	67 54	198	H	CSUN	64 68										
197	A	New Mexico St.	69 73	101	A	SMU	43 77										
223	H	Grand Canyon	86 60	73	A	Colorado St.	62 66										
329	A	Chicago St.	64 51	301	A	Denver	75 72										
310	A	UMKC	75 65	217	A	San Diego	44 67										

Non-Div I Games:

Seattle U

■ Loss, 
 ■ Non-Conf, 
 ■ S Site, 
 ■ Home 
 ■ Away 
 N Neutral

Average RPI Win:	193	WON-LOST	WINNING	LAST 10	STRENGTH OF	OPP. STRENGTH	TEAM	ADJ.	CONF.	ADJ CONF.
Average RPI Loss:	88	RECORD	PCT. RANK	GAMES	SCHEDULE	OF SCHEDULE	RPI	RPI	RPI	RPI
DIV. I ONLY	11- 13	200	3- 7	131	72	181	181	7	7	
DIV. I NON-CONF.	7- 4	114	0- 0	235	152	156	156	7	7	
TOTALS	RPI 1-25	RPI 26-50	W-L RECORDS	RPI 51-100	RPI 101-150	RPI 150+				
11- 13	0- 3	0- 3	OVERALL	2- 3	1- 0	8- 4				
10- 4	0- 2	0- 1	HOME	2- 1	1- 0	7- 0				
1- 9	0- 1	0- 2	AWAY	0- 2	0- 0	1- 4				
0- 0	0- 0	0- 0	NEUTRAL	0- 0	0- 0	0- 0				
7- 4	0- 0	0- 0	NON-CONFERENCE	1- 2	1- 0	5- 2				
6- 1	0- 0	0- 0	HOME	1- 1	1- 0	4- 0				
1- 3	0- 0	0- 0	AWAY	0- 1	0- 0	1- 2				
0- 0	0- 0	0- 0	NEUTRAL	0- 0	0- 0	0- 0				
4- 9	0- 3	0- 3	CONFERENCE	1- 1	0- 0	3- 2				
4- 3	0- 2	0- 1	HOME	1- 0	0- 0	3- 0				
0- 6	0- 1	0- 2	AWAY	0- 1	0- 0	0- 2				
0- 0	0- 0	0- 0	NEUTRAL	0- 0	0- 0	0- 0				

RPI 1-25				RPI 26-50				RPI 51-100				RPI 101+ Team's RPI: 181			
RPI	S	Opponent	Score	RPI	S	Opponent	Score	RPI	S	Opponent	Score	RPI	S	Opponent	Score
15	A	DePaul	60 86	43	A	Marquette	60 103	54	A	Minnesota	57 90	127	H	Rider	89 81
15	H	DePaul	65 96	43	H	Marquette	77 83	58	H	Wake Forest	70 63	169	H	Providence	55 43
21	H	Creighton	60 70	46	A	Georgetown	58 77	63	H	St. John's (NY)	64 59	171	A	Xavier	64 72
								66	A	Villanova	52 69	171	H	Xavier	71 62
								77	H	UT Arlington	61 86	172	A	Princeton	67 94
												175	H	Boston College	71 66
												193	A	Rutgers	45 53
												232	A	Butler	58 79
												232	H	Butler	65 63
												235	A	Marist	76 63
												260	H	Savannah St.	74 60
												305	H	Central Conn. St.	78 70
												333	H	LIU Brooklyn	77 59
LAST 12 Division I GAMES:															
15	A	DePaul	60 86	46	A	Georgetown	58 77								
43	A	Marquette	60 103	66	A	Villanova	52 69								
232	H	Butler	65 63	43	H	Marquette	77 83								
171	H	Xavier	71 62	15	H	DePaul	65 96								
21	H	Creighton	60 70	171	A	Xavier	64 72								
169	H	Providence	55 43	232	A	Butler	58 79								

Non-Div I Games:

Seton Hall

■ Loss, 
 ■ Non-Conf, 
 ■ S Site, 
 ■ H Home 
 ■ A Away 
 N Neutral

Average RPI Win: <b>224</b>	WON-LOST	WINNING	LAST 10	STRENGTH OF	OPP. STRENGTH	TEAM	ADJ.	CONF.	ADJ CONF.
Average RPI Loss: <b>139</b>	RECORD	PCT. RANK	GAMES	SCHEDULE	OF SCHEDULE	RPI	RPI	RPI	RPI
DIV. I ONLY	9- 14	228	6- 4	110	245	200	200	17	17
DIV. I NON-CONF.	1- 8	314	0- 0	41	196	262	262	17	17
TOTALS	RPI 1-25	RPI 26-50	W-L RECORDS	RPI 51-100	RPI 101-150	RPI 150+			
9- 14	0- 0	0- 3	OVERALL	0- 2	1- 3	8- 6			
6- 5	0- 0	0- 1	HOME	0- 1	0- 1	6- 2			
3- 9	0- 0	0- 2	AWAY	0- 1	1- 2	2- 4			
0- 0	0- 0	0- 0	NEUTRAL	0- 0	0- 0	0- 0			
1- 8	0- 0	0- 2	NON-CONFERENCE	0- 2	0- 1	1- 3			
1- 3	0- 0	0- 1	HOME	0- 1	0- 0	1- 1			
0- 5	0- 0	0- 1	AWAY	0- 1	0- 1	0- 2			
0- 0	0- 0	0- 0	NEUTRAL	0- 0	0- 0	0- 0			
8- 6	0- 0	0- 1	CONFERENCE	0- 0	1- 2	7- 3			
5- 2	0- 0	0- 0	HOME	0- 0	0- 1	5- 1			
3- 4	0- 0	0- 1	AWAY	0- 0	1- 1	2- 2			
0- 0	0- 0	0- 0	NEUTRAL	0- 0	0- 0	0- 0			

RPI S	Opponent	Score	RPI S	Opponent	Score	RPI S	Opponent	Score	RPI S	Opponent	Score	Team's RPI: 200
			34	A Syracuse	65 <b>102</b>	93	A FGCU	42 <b>66</b>	127	A Rider	70 <b>72</b>	
			35	H Harvard	58 <b>65</b>	96	H New Hampshire	67 <b>77</b>	127	H Rider	61 <b>62</b>	
			49	A Quinnipiac	47 <b>73</b>				146	A Albany (NY)	86 <b>88</b>	
									147	A Iona	58 46	
									167	H Hartford	76 <b>80</b>	
									178	A Fairfield	57 <b>61</b>	
									178	H Fairfield	67 52	
									184	A Northeastern	50 <b>61</b>	
									207	A Sacred Heart	58 <b>62</b>	
									219	H Niagara	71 53	
									226	A Monmouth	91 86	
									226	H Monmouth	85 76	
									231	H Colgate	71 63	
									235	A Marist	69 68	
									235	H Marist	59 <b>70</b>	
									244	H Canisius	67 42	
									268	A Manhattan	66 <b>68</b>	
									309	H Saint Peter's	80 55	
LAST 12 Division I GAMES:												
			127	A Rider	70 <b>72</b>	226	H Monmouth	85 76				
			235	H Marist	59 <b>70</b>	147	A Iona	58 46				
			226	A Monmouth	91 86	127	H Rider	61 <b>62</b>				
			244	H Canisius	67 42	178	A Fairfield	57 <b>61</b>				
			235	A Marist	69 68	219	H Niagara	71 53				
			309	H Saint Peter's	80 55	268	A Manhattan	66 <b>68</b>				

Non-Div I Games:

Siena

Average RPI Win: <b>249</b>	WON-LOST	WINNING	LAST 10	STRENGTH OF	OPP. STRENGTH	TEAM	ADJ.	CONF.	ADJ CONF.
Average RPI Loss: <b>145</b>	RECORD	PCT. RANK	GAMES	SCHEDULE	OF SCHEDULE	RPI	RPI	RPI	RPI
DIV. I ONLY	5- 14	295	2- 8	157	199	248	248	21	21
DIV. I NON-CONF.	3- 6	230	0- 2	149	115	203	203	19	19
TOTALS	RPI 1-25	RPI 26-50	W-L RECORDS	RPI 51-100	RPI 101-150	RPI 150+			
5- 14	0- 0	0- 2	OVERALL	0- 3	0- 4	5- 5			
1- 7	0- 0	0- 1	HOME	0- 1	0- 2	1- 3			
3- 6	0- 0	0- 1	AWAY	0- 1	0- 2	3- 2			
1- 1	0- 0	0- 0	NEUTRAL	0- 1	0- 0	1- 0			
3- 6	0- 0	0- 1	NON-CONFERENCE	0- 2	0- 2	3- 1			
1- 2	0- 0	0- 1	HOME	0- 0	0- 1	1- 0			
1- 3	0- 0	0- 0	AWAY	0- 1	0- 1	1- 1			
1- 1	0- 0	0- 0	NEUTRAL	0- 1	0- 0	1- 0			
2- 8	0- 0	0- 1	CONFERENCE	0- 1	0- 2	2- 4			
0- 5	0- 0	0- 0	HOME	0- 1	0- 1	0- 3			
2- 3	0- 0	0- 1	AWAY	0- 0	0- 1	2- 1			
0- 0	0- 0	0- 0	NEUTRAL	0- 0	0- 0	0- 0			

RPI S	Opponent	Score	RPI S	Opponent	Score	RPI S	Opponent	Score	RPI S	Opponent	Score	Team's RPI: 248
36	H North Carolina St.	31 74	75	N Florida	33 85	104	A Troy	71 75				
48	A Little Rock	54 71	77	H UT Arlington	49 73	104	H Troy	57 73				
			83	A Jacksonville	55 62	121	H Southern Miss.	48 57				
						136	A UCF	58 70				
						183	H Texas St.	44 57				
						195	A New Orleans	65 62				
						204	A UAB	41 66				
						236	H Southern U.	55 48				
						258	A Ga. Southern	55 46				
						258	H Ga. Southern	45 53				
						275	N North Florida	62 55				
						283	A Georgia St.	77 47				
						283	H Georgia St.	45 55				
						324	A Arkansas St.	53 56				
LAST 12 Division I GAMES:												
104	A Troy	71 75	77	H UT Arlington	49 73							
258	H Ga. Southern	45 53	283	A Georgia St.	77 47							
283	H Georgia St.	45 55	258	A Ga. Southern	55 46							
48	A Little Rock	54 71	104	H Troy	57 73							
324	A Arkansas St.	53 56	204	A UAB	41 66							
183	H Texas St.	44 57	36	H North Carolina St.	31 74							

Non-Div I Games: Spring Hill 38 33 William Carey 62 39

South Ala.

■ Loss, 
 ■ Non-Conf, 
 ■ S Site, 
 ■ Home 
 ■ Away 
 N Neutral

# South Carolina

Through Games Of Feb. 8, 2017

Through Games of Feb. 9, 2017									
Average RPI Win: 88	WON-LOST	WINNING	LAST 10	STRENGTH OF	OPP. STRENGTH	TEAM	ADJ.	CONF.	ADJ CONF.
Average RPI Loss: 12	RECORD	PCT. RANK	GAMES	SCHEDULE	OF SCHEDULE	RPI	RPI	RPI	RPI
DIV. I ONLY	20- 2	7	9- 1	7	2	3	3	2	2
DIV. I NON-CONF.	10- 1	16	1- 0	18	2	3	3	2	2
-----									
TOTALS	RPI 1-25	RPI 26-50	W-L RECORDS	RPI 51-100	RPI 101-150	RPI 150+			
20- 2	5- 2	3- 0	OVERALL	5- 0	4- 0	3- 0			
10- 1	2- 1	0- 0	HOME	3- 0	3- 0	2- 0			
9- 1	2- 1	3- 0	AWAY	2- 0	1- 0	1- 0			
1- 0	1- 0	0- 0	NEUTRAL	0- 0	0- 0	0- 0			
10- 1	3- 1	1- 0	NON-CONFERENCE	1- 0	2- 0	3- 0			
6- 0	1- 0	0- 0	HOME	1- 0	2- 0	2- 0			
3- 1	1- 1	1- 0	AWAY	0- 0	0- 0	1- 0			
1- 0	1- 0	0- 0	NEUTRAL	0- 0	0- 0	0- 0			
10- 1	2- 1	2- 0	CONFERENCE	4- 0	2- 0	0- 0			
4- 1	1- 1	0- 0	HOME	2- 0	1- 0	0- 0			
6- 0	1- 0	2- 0	AWAY	2- 0	1- 0	0- 0			
0- 0	0- 0	0- 0	NEUTRAL	0- 0	0- 0	0- 0			

RPI	S	Opponent	Score	RPI	S	Opponent	Score	RPI	S	Opponent	Score	RPI	S	Opponent	Score
4	H	Mississippi St.	64 61	26	A	LSU	84 61	54	H	Minnesota	98 58	113	H	Clemson	83 61
7	A	Texas	76 67	28	A	Auburn	73 47	75	A	Florida	81 62	118	H	Alabama	93 45
10	A	Duke	63 74	31	A	Ohio St.	92 80	97	A	Georgia	62 44	123	H	Maine	79 42
11	H	UCLA	66 57					97	H	Georgia	66 63	124	A	Arkansas	79 49
13	N	Louisville	83 59					98	H	Ole Miss	65 46	156	H	Hampton	92 38
14	H	Tennessee	74 76									260	A	Savannah St.	70 30
17	A	Kentucky	75 63									309	H	Saint Peter's	93 38
LAST 12 Division I GAMES:															
124	A	Arkansas	79 49	26	A	LSU	84 61	97	H	Georgia	66 63	75	A	Florida	81 62
17	A	Kentucky	75 63	28	A	Auburn	73 47	118	H	Alabama	93 45	260	A	Savannah St.	70 30
14	H	Tennessee	74 76	31	A	Ohio St.	92 80								
97	A	Georgia	62 44												
4	H	Mississippi St.	64 61												
98	H	Ole Miss	65 46												

Non-Div I Games:

South Carolina

Loss, Non-Conf, S Site, H Home A Away N Neutral

Average RPI Win: 304		WON-LOST	WINNING	LAST 10	STRENGTH OF	OPP. STRENGTH	TEAM	ADJ.	CONF.	ADJ CONF.
Average RPI Loss: 224		RECORD	PCT. RANK	GAMES	SCHEDULE	OF SCHEDULE	RPI	RPI	RPI	RPI
DIV. I ONLY		3- 16	325	2- 8	335	324	339	339	32	32
DIV. I NON-CONF.		1- 8	314	0- 2	322	248	339	339	31	31
TOTALS	RPI 1-25	RPI 26-50		W-L RECORDS		RPI 51-100	RPI 101-150	RPI 150+		
3- 16	0- 0	0- 0		OVERALL		0- 2	0- 1	3- 13		
1- 6	0- 0	0- 0		HOME		0- 0	0- 0	1- 6		
2- 9	0- 0	0- 0		AWAY		0- 2	0- 1	2- 6		
0- 1	0- 0	0- 0		NEUTRAL		0- 0	0- 0	0- 1		
1- 8	0- 0	0- 0		NON-CONFERENCE		0- 2	0- 1	1- 5		
0- 1	0- 0	0- 0		HOME		0- 0	0- 0	0- 1		
1- 6	0- 0	0- 0		AWAY		0- 2	0- 1	1- 3		
0- 1	0- 0	0- 0		NEUTRAL		0- 0	0- 0	0- 1		
2- 8	0- 0	0- 0		CONFERENCE		0- 0	0- 0	2- 8		
1- 5	0- 0	0- 0		HOME		0- 0	0- 0	1- 5		
1- 3	0- 0	0- 0		AWAY		0- 0	0- 0	1- 3		
0- 0	0- 0	0- 0		NEUTRAL		0- 0	0- 0	0- 0		

RPI 1-25				RPI 26-50				RPI 51-100				RPI 101+				Team's RPI: 339	
RPI	S	Opponent	Score	RPI	S	Opponent	Score	RPI	S	Opponent	Score	RPI	S	Opponent	Score		
								85	A	North Carolina	49	82	113	A	Clemson	36	56
								97	A	Georgia	50	64	156	A	Hampton	46	80
												156	H	Hampton	50	51	
												234	A	Wofford	65	66	
												238	A	UMES	67	60	
												239	N	Coastal Caro.	54	63	
												247	H	Bethune-Cookman	34	64	
												251	A	Charleston So.	62	67	
												256	A	Howard	57	75	
												258	A	Ga. Southern	58	74	
												260	H	Savannah St.	49	60	
												269	H	Norfolk St.	53	68	
												294	A	Coppin St.	54	70	
												318	H	USC Upstate	67	73	
												327	A	Winthrop	63	55	
												345	H	Delaware St.	70	72	
												347	H	Morgan St.	50	46	
LAST 12 Division I GAMES:																	
				156	H	Hampton	50	51				345	H	Delaware St.	70	72	
				269	H	Norfolk St.	53	68				260	H	Savannah St.	49	60	
				256	A	Howard	57	75				247	H	Bethune-Cookman	34	64	
				238	A	UMES	67	60				294	A	Coppin St.	54	70	
				156	A	Hampton	46	80				85	A	North Carolina	49	82	
				347	H	Morgan St.	50	46				258	A	Ga. Southern	58	74	

Non-Div I Games:	St. Andrews	72	35	Morris	85	57
------------------	-------------	----	----	--------	----	----

South Carolina St.

■ Loss, ■ Non-Conf, S Site, H Home A Away N Neutral

Average RPI Win:	187	WON-LOST	WINNING	LAST 10	STRENGTH OF	OPP. STRENGTH	TEAM	ADJ.	CONF.	ADJ CONF.
Average RPI Loss:	128	RECORD	PCT. RANK	GAMES	SCHEDULE	OF SCHEDULE	RPI	RPI	RPI	RPI
DIV. I ONLY	17- 5	30	7- 3	193	132	60	60	11	11	
DIV. I NON-CONF.	9- 2	37	1- 0	127	172	37	37	10	10	
TOTALS	RPI 1-25	RPI 26-50	W-L RECORDS	RPI 51-100	RPI 101-150	RPI 150+				
17- 5	0- 0	1- 1	OVERALL	2- 1	3- 2	11- 1				
8- 1	0- 0	1- 0	HOME	1- 1	1- 0	5- 0				
6- 4	0- 0	0- 1	AWAY	0- 0	2- 2	4- 1				
3- 0	0- 0	0- 0	NEUTRAL	1- 0	0- 0	2- 0				
9- 2	0- 0	0- 0	NON-CONFERENCE	1- 0	2- 2	6- 0				
3- 0	0- 0	0- 0	HOME	0- 0	1- 0	2- 0				
3- 2	0- 0	0- 0	AWAY	0- 0	1- 2	2- 0				
3- 0	0- 0	0- 0	NEUTRAL	1- 0	0- 0	2- 0				
8- 3	0- 0	1- 1	CONFERENCE	1- 1	1- 0	5- 1				
5- 1	0- 0	1- 0	HOME	1- 1	0- 0	3- 0				
3- 2	0- 0	0- 1	AWAY	0- 0	1- 0	2- 1				
0- 0	0- 0	0- 0	NEUTRAL	0- 0	0- 0	0- 0				

RPI S	Opponent	Score	RPI S	Opponent	Score	RPI S	Opponent	Score	RPI S	Opponent	Score
38	A South Dakota St.	58 70	38	H South Dakota St.	65 62	78	H IUPUI	75 62	105	A Wyoming	62 69
38	H South Dakota St.	65 62	88	N Northern Ill.	97 83	94	H Western Ill.	78 86	107	H SFA	80 74
									124	A Arkansas	67 70
									130	A Tulsa	71 68
									134	A Oral Roberts	69 47
									157	A UC Riverside	61 55
									164	A Omaha	60 52
									179	N Southern Ill.	68 57
									192	H Illinois	77 68
									202	H San Jose St.	84 69
									211	N SIUE	75 68
									281	A North Dakota St.	73 83
									281	H North Dakota St.	80 48
									291	A CSU Bakersfield	75 60
									301	A Denver	53 44
									301	H Denver	70 64
									323	H Fort Wayne	87 59
LAST 12 Division I GAMES:											
38	A South Dakota St.	58 70	134	A Oral Roberts	69 47						
301	A Denver	53 44	78	H IUPUI	75 62						
94	H Western Ill.	78 86	281	A North Dakota St.	73 83						
281	H North Dakota St.	80 48	38	H South Dakota St.	65 62						
323	H Fort Wayne	87 59	301	H Denver	70 64						
164	A Omaha	60 52	179	N Southern Ill.	68 57						

Non-Div I Games: Concordia-St. Paul 83 58 Northwestern (IA) 100 57

South Dakota



Average RPI Win:	168	WON-LOST	WINNING	LAST 10	STRENGTH OF	OPP. STRENGTH	TEAM	ADJ.	CONF.	ADJ CONF.
Average RPI Loss:	57	RECORD	PCT. RANK	GAMES	SCHEDULE	OF SCHEDULE	RPI	RPI	RPI	RPI
DIV. I ONLY	19- 5	23	9- 1	99	92	38	38	11	11	
DIV. I NON-CONF.	9- 3	63	0- 0	33	30	18	18	10	10	
TOTALS	RPI 1-25	RPI 26-50	W-L RECORDS	RPI 51-100	RPI 101-150	RPI 150+				
19- 5	1- 2	1- 1	OVERALL	5- 1	3- 0	9- 1				
11- 1	1- 0	0- 1	HOME	4- 0	1- 0	5- 0				
7- 4	0- 2	1- 0	AWAY	1- 1	2- 0	3- 1				
1- 0	0- 0	0- 0	NEUTRAL	0- 0	0- 0	1- 0				
9- 3	1- 2	1- 1	NON-CONFERENCE	2- 0	1- 0	4- 0				
4- 1	1- 0	0- 1	HOME	1- 0	0- 0	2- 0				
4- 2	0- 2	1- 0	AWAY	1- 0	1- 0	1- 0				
1- 0	0- 0	0- 0	NEUTRAL	0- 0	0- 0	1- 0				
10- 2	0- 0	0- 0	CONFERENCE	3- 1	2- 0	5- 1				
7- 0	0- 0	0- 0	HOME	3- 0	1- 0	3- 0				
3- 2	0- 0	0- 0	AWAY	0- 1	1- 0	2- 1				
0- 0	0- 0	0- 0	NEUTRAL	0- 0	0- 0	0- 0				

RPI 1-25				RPI 26-50				Team's RPI: 38				RPI 51-100				RPI 101+			
RPI	S	Opponent	Score	RPI	S	Opponent	Score	RPI	S	Opponent	Score	RPI	S	Opponent	Score	RPI	S	Opponent	Score
13	A	Louisville	30 83	33	H	Green Bay	43 67	55	H	George Washington	60 55	134	A	Oral Roberts	78 57				
16	A	Oklahoma	60 74	50	A	Iowa	66 64	56	A	UNI	61 50	134	H	Oral Roberts	82 35				
21	H	Creighton	63 56					60	A	South Dakota	62 65	138	A	North Dakota	83 72				
								60	H	South Dakota	70 58	164	A	Omaha	82 83				
								78	H	IUPUI	68 49	164	H	Omaha	76 64				
								94	H	Western Ill.	73 58	196	A	Wichita St.	78 58				
												211	H	SIUE	82 49				
												281	A	North Dakota St.	69 66				
												281	H	North Dakota St.	70 44				
												293	H	Ark.-Pine Bluff	103 45				
												301	A	Denver	72 63				
												323	H	Fort Wayne	73 51				
												328	N	Montana	84 43				
LAST 12 Division I GAMES:																			
134	H	Oral Roberts	82 35	134	A	Oral Roberts	78 57												
60	H	South Dakota	70 58	78	H	IUPUI	68 49												
281	H	North Dakota St.	70 44	164	H	Omaha	76 64												
164	A	Omaha	82 83	323	H	Fort Wayne	73 51												
94	H	Western Ill.	73 58	60	A	South Dakota	62 65												
301	A	Denver	72 63	281	A	North Dakota St.	69 66												

Non-Div I Games:

South Dakota St.

■ Loss, 
■ Non-Conf, S Site, 
■ Home 
■ Away 
N Neutral

Average RPI Win:	149	WON-LOST	WINNING	LAST 10	STRENGTH OF	OPP. STRENGTH	TEAM	ADJ.	CONF.	ADJ CONF.
Average RPI Loss:	70	RECORD	PCT. RANK	GAMES	SCHEDULE	OF SCHEDULE	RPI	RPI	RPI	RPI
DIV. I ONLY	19- 4	13	7- 3	84	52	27	27	5	5	
DIV. I NON-CONF.	11- 2	24	1- 1	150	71	52	52	5	5	
TOTALS	RPI 1-25	RPI 26-50	W-L RECORDS	RPI 51-100	RPI 101-150	RPI 150+				
19- 4	1- 2	1- 0	OVERALL	4- 0	5- 1	8- 1				
9- 1	0- 1	0- 0	HOME	1- 0	3- 0	5- 0				
6- 2	1- 1	1- 0	AWAY	0- 0	2- 0	2- 1				
4- 1	0- 0	0- 0	NEUTRAL	3- 0	0- 1	1- 0				
11- 2	0- 1	0- 0	NON-CONFERENCE	4- 0	1- 1	6- 0				
5- 1	0- 1	0- 0	HOME	1- 0	1- 0	3- 0				
2- 0	0- 0	0- 0	AWAY	0- 0	0- 0	2- 0				
4- 1	0- 0	0- 0	NEUTRAL	3- 0	0- 1	1- 0				
8- 2	1- 1	1- 0	CONFERENCE	0- 0	4- 0	2- 1				
4- 0	0- 0	0- 0	HOME	0- 0	2- 0	2- 0				
4- 2	1- 1	1- 0	AWAY	0- 0	2- 0	0- 1				
0- 0	0- 0	0- 0	NEUTRAL	0- 0	0- 0	0- 0				

RPI 1-25				RPI 26-50				Team's RPI: 27				RPI 51-100				RPI 101+			
RPI	S	Opponent	Score	RPI	S	Opponent	Score	RPI	S	Opponent	Score	RPI	S	Opponent	Score	RPI	S	Opponent	Score
1	A	UConn	37 102	39	A	Tulane	62 53	83	H	Jacksonville	64 52	101	A	SMU	52 51				
13	H	Louisville	52 66					85	N	North Carolina	83 55	102	N	Long Beach St.	68 73				
23	A	Temple	55 51					86	N	UNLV	77 42	117	H	Stetson	74 60				
								97	N	Georgia	81 65	130	H	Tulsa	84 68				
												135	A	East Carolina	76 66				
												135	H	East Carolina	79 48				
												152	H	Cincinnati	72 52				
												158	N	Santa Clara	63 54				
												165	A	Memphis	57 62				
												165	H	Memphis	79 49				
												212	H	Saint Francis (PA)	129 80				
												232	A	Butler	74 59				
												273	H	FIU	91 41				
												275	H	North Florida	78 42				
												324	A	Arkansas St.	78 59				
LAST 12 Division I GAMES:																			
135	A	East Carolina	76 66	165	H	Memphis	79 49												
165	A	Memphis	57 62	135	H	East Carolina	79 48												
152	H	Cincinnati	72 52	1	A	UConn	37 102												
23	A	Temple	55 51	130	H	Tulsa	84 68												
101	A	SMU	52 51	39	A	Tulane	62 53												
13	H	Louisville	52 66	117	H	Stetson	74 60												

Non-Div I Games:

South Fla.

  Loss, 
  Non-Conf, 
  S Site, 
  H Home 
  A Away 
N Neutral

Average RPI Win:	274	WON-LOST	WINNING	LAST 10	STRENGTH OF	OPP. STRENGTH	TEAM	ADJ.	CONF.	ADJ CONF.
Average RPI Loss:	190	RECORD	PCT. RANK	GAMES	SCHEDULE	OF SCHEDULE	RPI	RPI	RPI	RPI
DIV. I ONLY	9- 14	228	5- 5	284	301	280	280	26	26	
DIV. I NON-CONF.	4- 7	224	0- 0	276	299	291	291	26	26	
TOTALS	RPI 1-25	RPI 26-50	W-L RECORDS	RPI 51-100	RPI 101-150	RPI 150+				
9- 14	0- 0	0- 0	OVERALL	0- 2	0- 1	9- 11				
4- 7	0- 0	0- 0	HOME	0- 1	0- 1	4- 5				
4- 6	0- 0	0- 0	AWAY	0- 1	0- 0	4- 5				
1- 1	0- 0	0- 0	NEUTRAL	0- 0	0- 0	1- 1				
4- 7	0- 0	0- 0	NON-CONFERENCE	0- 1	0- 1	4- 5				
2- 3	0- 0	0- 0	HOME	0- 1	0- 1	2- 1				
1- 3	0- 0	0- 0	AWAY	0- 0	0- 0	1- 3				
1- 1	0- 0	0- 0	NEUTRAL	0- 0	0- 0	1- 1				
5- 7	0- 0	0- 0	CONFERENCE	0- 1	0- 0	5- 6				
2- 4	0- 0	0- 0	HOME	0- 0	0- 0	2- 4				
3- 3	0- 0	0- 0	AWAY	0- 1	0- 0	3- 2				
0- 0	0- 0	0- 0	NEUTRAL	0- 0	0- 0	0- 0				

RPI S	Opponent	Score	RPI S	Opponent	Score	RPI S	Opponent	Score	RPI S	Opponent	Score	Team's RPI: 280
						79	A Belmont	77 89	114	H Saint Louis	50 89	
						94	H Western Ill.	87 100	152	H Cincinnati	75 83	
									165	A Memphis	63 65	
									171	A Xavier	48 54	
									179	A Southern Ill.	70 77	
									188	H Morehead St.	72 82	
									191	N Louisiana	78 82	
									211	A SIUE	69 70	
									211	H SIUE	78 74	
									241	A Austin Peay	74 84	
									245	H Murray St.	79 70	
									253	A Jacksonville St.	65 58	
									262	A Tennessee St.	75 67	
									263	H Tennessee Tech	63 74	
									266	A UT Martin	82 79	
									272	A Evansville	76 74	
									302	H Eastern Ill.	62 71	
									303	H Lipscomb	79 63	
									307	N Alcorn	68 50	
									312	H Eastern Ky.	63 74	
									349	H Alabama A&M	75 47	
LAST 12 Division I GAMES:												
211	H	SIUE	78	74	211	A	SIUE	69	70			
188	H	Morehead St.	72	82	266	A	UT Martin	82	79			
253	A	Jacksonville St.	65	58	79	A	Belmont	77	89			
241	A	Austin Peay	74	84	262	A	Tennessee St.	75	67			
245	H	Murray St.	79	70	312	H	Eastern Ky.	63	74			
302	H	Eastern Ill.	62	71	263	H	Tennessee Tech	63	74			

Non-Div I Games: Hannibal-La Grange 99 52 Stephens College 107 59

Southeast Mo. St.

■ Loss, 
 ■ Non-Conf, S Site, 
 ■ Home 
 ■ Away 
 N Neutral

Average RPI Win:	294	WON-LOST	WINNING	LAST 10	STRENGTH OF	OPP. STRENGTH	TEAM	ADJ.	CONF.	ADJ CONF.
Average RPI Loss:	201	RECORD	PCT. RANK	GAMES	SCHEDULE	OF SCHEDULE	RPI	RPI	RPI	RPI
DIV. I ONLY	3- 19	331	2- 8	309	297	336	336	27	27	
DIV. I NON-CONF.	1- 9	323	0- 0	130	230	304	304	27	27	
TOTALS	RPI 1-25	RPI 26-50	W-L RECORDS	RPI 51-100	RPI 101-150	RPI 150+				
3- 19	0- 1	0- 0	OVERALL	0- 4	0- 3	3- 11				
2- 6	0- 0	0- 0	HOME	0- 0	0- 1	2- 5				
1- 13	0- 1	0- 0	AWAY	0- 4	0- 2	1- 6				
0- 0	0- 0	0- 0	NEUTRAL	0- 0	0- 0	0- 0				
1- 9	0- 1	0- 0	NON-CONFERENCE	0- 4	0- 0	1- 4				
1- 1	0- 0	0- 0	HOME	0- 0	0- 0	1- 1				
0- 8	0- 1	0- 0	AWAY	0- 4	0- 0	0- 3				
0- 0	0- 0	0- 0	NEUTRAL	0- 0	0- 0	0- 0				
2- 10	0- 0	0- 0	CONFERENCE	0- 0	0- 3	2- 7				
1- 5	0- 0	0- 0	HOME	0- 0	0- 1	1- 4				
1- 5	0- 0	0- 0	AWAY	0- 0	0- 2	1- 3				
0- 0	0- 0	0- 0	NEUTRAL	0- 0	0- 0	0- 0				

RPI 1-25				RPI 26-50				RPI 51-100				RPI 101+ Team's RPI: 336			
RPI	S	Opponent	Score	RPI	S	Opponent	Score	RPI	S	Opponent	Score	RPI	S	Opponent	Score
9	A	Baylor	38 109					73	A	Colorado St.	31 77	106	A	Central Ark.	55 77
								75	A	Florida	51 102	126	H	Abilene Christian	57 82
								91	A	Colorado	54 112	131	A	Lamar University	68 86
								98	A	Ole Miss	31 81	170	A	Houston	80 83
												191	A	Louisiana	77 86
												229	H	Grambling	71 87
												247	H	Bethune-Cookman	75 63
												265	H	McNeese	83 86
												295	A	A&M-Corpus Christi	61 77
												295	H	A&M-Corpus Christi	53 69
												299	H	Northwestern St.	69 58
												306	H	Nicholls St.	60 76
												334	A	Incarnate Word	56 96
												334	H	Incarnate Word	76 85
												337	A	Houston Baptist	87 71
												342	A	Sam Houston St.	61 68
												348	A	Jackson St.	66 83
LAST 12 Division I GAMES:															
295	H	A&M-Corpus Christi	53 69	265	H	McNeese	83 86								
106	A	Central Ark.	55 77	295	A	A&M-Corpus Christi	61 77								
306	H	Nicholls St.	60 76	131	A	Lamar University	68 86								
342	A	Sam Houston St.	61 68	337	A	Houston Baptist	87 71								
299	H	Northwestern St.	69 58	334	H	Incarnate Word	76 85								
334	A	Incarnate Word	56 96	126	H	Abilene Christian	57 82								

Non-Div I Games: Mobile 67 52

Southeastern La.

■ Loss, 
 ■ Non-Conf, S Site, 
 ■ Home 
 ■ Away 
 N Neutral

Average RPI Win:	169	WON-LOST	WINNING	LAST 10	STRENGTH OF	OPP. STRENGTH	TEAM	ADJ.	CONF.	ADJ CONF.
Average RPI Loss:	30	RECORD	PCT. RANK	GAMES	SCHEDULE	OF SCHEDULE	RPI	RPI	RPI	RPI
DIV. I ONLY	12- 11	161	2- 8	37	20	74	74	1	1	
DIV. I NON-CONF.	9- 2	37	0- 0	158	130	60	60	1	1	
<hr/>										
TOTALS	RPI 1-25	RPI 26-50	W-L RECORDS	RPI 51-100	RPI 101-150	RPI 150+				
12- 11	2- 6	0- 2	OVERALL	1- 3	2- 0	7- 0				
7- 5	1- 3	0- 1	HOME	1- 1	2- 0	3- 0				
3- 6	1- 3	0- 1	AWAY	0- 2	0- 0	2- 0				
2- 0	0- 0	0- 0	NEUTRAL	0- 0	0- 0	2- 0				
9- 2	1- 1	0- 0	NON-CONFERENCE	0- 1	1- 0	7- 0				
4- 1	0- 1	0- 0	HOME	0- 0	1- 0	3- 0				
3- 1	1- 0	0- 0	AWAY	0- 1	0- 0	2- 0				
2- 0	0- 0	0- 0	NEUTRAL	0- 0	0- 0	2- 0				
3- 9	1- 5	0- 2	CONFERENCE	1- 2	1- 0	0- 0				
3- 4	1- 2	0- 1	HOME	1- 1	1- 0	0- 0				
0- 5	0- 3	0- 1	AWAY	0- 1	0- 0	0- 0				
0- 0	0- 0	0- 0	NEUTRAL	0- 0	0- 0	0- 0				

RPI 1-25				RPI 26-50				RPI 51-100				RPI 101+			
RPI	S	Opponent	Score	RPI	S	Opponent	Score	RPI	S	Opponent	Score	RPI	S	Opponent	Score
4	H	Mississippi St.	72 76	37	H	Oregon	53 59	53	A	Washington St.	57 74	102	H	Long Beach St.	82 74
6	H	Oregon St.	60 74	40	A	California	56 63	67	H	Utah	53 58	125	H	Arizona	58 54
8	A	Washington	67 77					86	A	UNLV	66 77	153	N	Missouri St.	89 67
11	A	UCLA	67 71					91	H	Colorado	79 54	157	H	UC Riverside	67 49
11	H	UCLA	59 74									229	H	Grambling	75 64
12	A	Stanford	42 58									249	H	Hawaii	76 44
19	A	Texas A&M	66 62									278	N	Portland	67 54
25	H	Arizona St.	65 50									279	A	Sacramento St.	111 95
												326	A	UC Irvine	83 45
<hr/>															
LAST 12 Division I GAMES:															
40	A	California	56 63	6	H	Oregon St.	60 74								
12	A	Stanford	42 58	37	H	Oregon	53 59								
25	H	Arizona St.	65 50	53	A	Washington St.	57 74								
125	H	Arizona	58 54	8	A	Washington	67 77								
11	A	UCLA	67 71	67	H	Utah	53 58								
11	H	UCLA	59 74	91	H	Colorado	79 54								

Non-Div I Games:

Southern California

■ Loss, 
 ■ Non-Conf, 
 ■ S Site, 
 ■ H Home 
 ■ A Away 
 N Neutral

Average RPI Win: <b>222</b>	WON-LOST	WINNING	LAST 10	STRENGTH OF	OPP. STRENGTH	TEAM	ADJ.	CONF.	ADJ CONF.
Average RPI Loss: <b>136</b>	RECORD	PCT. RANK	GAMES	SCHEDULE	OF SCHEDULE	RPI	RPI	RPI	RPI
DIV. I ONLY	10- 11	194	4- 6	166	166	179	179	16	16
DIV. I NON-CONF.	5- 5	165	0- 1	194	193	172	172	14	14
TOTALS	RPI 1-25	RPI 26-50	W-L RECORDS	RPI 51-100	RPI 101-150	RPI 150+			
10- 11	0- 1	0- 2	OVERALL	2- 2	0- 0	8- 6			
6- 4	0- 0	0- 1	HOME	1- 0	0- 0	5- 3			
4- 6	0- 1	0- 1	AWAY	1- 1	0- 0	3- 3			
0- 1	0- 0	0- 0	NEUTRAL	0- 1	0- 0	0- 0			
5- 5	0- 1	0- 0	NON-CONFERENCE	1- 1	0- 0	4- 3			
3- 1	0- 0	0- 0	HOME	0- 0	0- 0	3- 1			
2- 3	0- 1	0- 0	AWAY	1- 0	0- 0	1- 2			
0- 1	0- 0	0- 0	NEUTRAL	0- 1	0- 0	0- 0			
5- 6	0- 0	0- 2	CONFERENCE	1- 1	0- 0	4- 3			
3- 3	0- 0	0- 1	HOME	1- 0	0- 0	2- 2			
2- 3	0- 0	0- 1	AWAY	0- 1	0- 0	2- 1			
0- 0	0- 0	0- 0	NEUTRAL	0- 0	0- 0	0- 0			

RPI 1-25				RPI 26-50				RPI 51-100				RPI 101+ Team's RPI: 179			
RPI	S	Opponent	Score	RPI	S	Opponent	Score	RPI	S	Opponent	Score	RPI	S	Opponent	Score
16	A	Oklahoma	48 <b>80</b>	32	A	Drake	59 <b>75</b>	56	A	UNI	49 <b>79</b>	153	H	Missouri St.	60 <b>78</b>
				32	H	Drake	60 <b>71</b>	56	H	UNI	64 59	165	H	Memphis	69 61
								60	N	South Dakota	57 <b>68</b>	196	H	Wichita St.	77 54
								99	A	Purdue	64 61	199	H	Indiana St.	53 <b>68</b>
												204	H	UAB	49 <b>64</b>
												211	A	SIUE	59 <b>60</b>
												228	A	Bradley	66 57
												245	H	Murray St.	70 63
												266	A	UT Martin	68 <b>76</b>
												272	A	Evansville	60 <b>63</b>
												280	H	Southeast Mo. St.	77 70
												310	A	UMKC	77 69
												317	H	Loyola Chicago	73 57
												321	A	Illinois St.	63 56
LAST 12 Division I GAMES:															
56	H	UNI	64 59	196	H	Wichita St.	77 54								
32	H	Drake	60 <b>71</b>	32	A	Drake	59 <b>75</b>								
321	A	Illinois St.	63 56	56	A	UNI	49 <b>79</b>								
228	A	Bradley	66 57	199	H	Indiana St.	53 <b>68</b>								
272	A	Evansville	60 <b>63</b>	317	H	Loyola Chicago	73 57								
153	H	Missouri St.	60 <b>78</b>	60	N	South Dakota	57 <b>68</b>								

Non-Div I Games: Brescia 104 35

Southern Ill.

Average RPI Win:	209	WON-LOST	WINNING	LAST 10	STRENGTH OF	OPP. STRENGTH	TEAM	ADJ.	CONF.	ADJ CONF.
Average RPI Loss:	117	RECORD	PCT. RANK	GAMES	SCHEDULE	OF SCHEDULE	RPI	RPI	RPI	RPI
DIV. I ONLY	13- 9	126	6- 4	128	147	121	121	14	14	
DIV. I NON-CONF.	7- 4	114	0- 1	174	171	142	142	16	16	
TOTALS	RPI 1-25	RPI 26-50	W-L RECORDS	RPI 51-100	RPI 101-150	RPI 150+				
13- 9	0- 1	0- 2	OVERALL	1- 2	2- 0	10- 4				
8- 2	0- 1	0- 0	HOME	1- 1	1- 0	6- 0				
4- 5	0- 0	0- 0	AWAY	0- 0	1- 0	3- 0				
1- 2	0- 0	0- 1	NEUTRAL	0- 0	0- 0	1- 1				
7- 4	0- 1	0- 2	NON-CONFERENCE	0- 0	0- 0	7- 1				
5- 1	0- 1	0- 0	HOME	0- 0	0- 0	5- 0				
1- 1	0- 0	0- 1	AWAY	0- 0	0- 0	1- 0				
1- 2	0- 0	0- 1	NEUTRAL	0- 0	0- 0	1- 1				
6- 5	0- 0	0- 0	CONFERENCE	1- 2	2- 0	3- 3				
3- 1	0- 0	0- 0	HOME	1- 1	1- 0	1- 0				
3- 4	0- 0	0- 0	AWAY	0- 1	1- 0	2- 3				
0- 0	0- 0	0- 0	NEUTRAL	0- 0	0- 0	0- 0				

RPI 1-25				RPI 26-50				RPI 51-100				RPI 101+ Team's RPI: 121			
RPI	S	Opponent	Score	RPI	S	Opponent	Score	RPI	S	Opponent	Score	RPI	S	Opponent	Score
4	H	Mississippi St.	50 72	39	A	Tulane	67 86	82	A	Western Ky.	53 79	132	H	Old Dominion	84 69
				40	N	California	51 71	87	H	Charlotte	61 78	150	A	UTSA	69 68
								89	H	Middle Tenn.	81 61	160	A	Louisiana Tech	61 72
												171	N	Xavier	73 59
												176	A	Rice	68 76
												191	H	Louisiana	71 49
												195	H	New Orleans	78 53
												201	A	North Texas	62 75
												204	H	UAB	64 59
												210	H	Alabama St.	70 43
												246	A	Marshall	82 78
												248	A	South Ala.	57 48
												264	N	Northern Ky.	53 58
												286	H	Mississippi Val.	83 55
												289	A	UTEP	79 68
												307	H	Alcorn	99 56
LAST 12 Division I GAMES:															
				82	A	Western Ky.	53 79	87	H	Charlotte	61 78				
				246	A	Marshall	82 78	132	H	Old Dominion	84 69				
				204	H	UAB	64 59	289	A	UTEP	79 68				
				89	H	Middle Tenn.	81 61	150	A	UTSA	69 68				
				176	A	Rice	68 76	160	A	Louisiana Tech	61 72				
				201	A	North Texas	62 75	264	N	Northern Ky.	53 58				

Non-Div I Games: William Carey 92 39

Southern Miss.

■ Loss, 
 ■ Non-Conf, 
 ■ S Site, 
 ■ H Home 
 ■ A Away 
 N Neutral

Average RPI Win:	299	WON-LOST	WINNING	LAST 10	STRENGTH OF	OPP. STRENGTH	TEAM	ADJ.	CONF.	ADJ CONF.
Average RPI Loss:	144	RECORD	PCT. RANK	GAMES	SCHEDULE	OF SCHEDULE	RPI	RPI	RPI	RPI
DIV. I ONLY	8- 10	209	6- 4	283	310	236	236	30	30	
DIV. I NON-CONF.	1- 6	310	0- 1	42	24	217	217	29	29	
TOTALS	RPI 1-25	RPI 26-50	W-L RECORDS	RPI 51-100	RPI 101-150	RPI 150+				
8- 10	0- 2	0- 2	OVERALL	0- 0	0- 1	8- 5				
5- 2	0- 0	0- 0	HOME	0- 0	0- 0	5- 2				
3- 7	0- 0	0- 0	AWAY	0- 0	0- 0	3- 1				
0- 1	0- 1	0- 0	NEUTRAL	0- 0	0- 0	0- 0				
1- 6	0- 2	0- 2	NON-CONFERENCE	0- 0	0- 1	1- 1				
1- 0	0- 0	0- 0	HOME	0- 0	0- 0	1- 0				
0- 5	0- 1	0- 2	AWAY	0- 0	0- 1	0- 1				
0- 1	0- 1	0- 0	NEUTRAL	0- 0	0- 0	0- 0				
7- 4	0- 0	0- 0	CONFERENCE	0- 0	0- 0	7- 4				
4- 2	0- 0	0- 0	HOME	0- 0	0- 0	4- 2				
3- 2	0- 0	0- 0	AWAY	0- 0	0- 0	3- 2				
0- 0	0- 0	0- 0	NEUTRAL	0- 0	0- 0	0- 0				

RPI 1-25				RPI 26-50				RPI 51-100				RPI 101+ Team's RPI: 236			
RPI	S	Opponent	Score	RPI	S	Opponent	Score	RPI	S	Opponent	Score	RPI	S	Opponent	Score
11	A	UCLA	47 95	31	A	Ohio St.	73 108					135	A	East Carolina	55 62
19	N	Texas A&M	58 81	47	A	Michigan St.	55 70					203	H	Texas Southern	71 77
												210	A	Alabama St.	70 75
												229	A	Grambling	71 68
												229	H	Grambling	63 70
												247	H	Bethune-Cookman	61 59
												248	A	South Ala.	48 55
												286	H	Mississippi Val.	51 44
												288	H	Prairie View	86 72
												293	H	Ark.-Pine Bluff	67 50
												307	A	Alcorn	63 69
												348	A	Jackson St.	85 56
												348	H	Jackson St.	80 61
												349	A	Alabama A&M	66 54
LAST 12 Division I GAMES:															
348	H	Jackson St.	80 61	293	H	Ark.-Pine Bluff	67 50								
229	H	Grambling	63 70	348	A	Jackson St.	85 56								
307	A	Alcorn	63 69	229	A	Grambling	71 68								
210	A	Alabama St.	70 75	203	H	Texas Southern	71 77								
349	A	Alabama A&M	66 54	288	H	Prairie View	86 72								
286	H	Mississippi Val.	51 44	135	A	East Carolina	55 62								

Non-Div I Games: Spring Hill 68 53

Southern U.

Loss, Non-Conf, S Site, H Home A Away N Neutral



## Southern Utah

Through Games Of Feb. 8, 2017

Average RPI Win:	251	WON-LOST	WINNING	LAST 10	STRENGTH OF	OPP. STRENGTH	TEAM	ADJ.	CONF.	ADJ CONF.
Average RPI Loss:	170	RECORD	PCT. RANK	GAMES	SCHEDULE	OF SCHEDULE	RPI	RPI	RPI	RPI
DIV. I ONLY	4- 17	317	0- 10	144	267	276	276	19	19	
DIV. I NON-CONF.	4- 6	209	1- 0	167	240	178	178	18	18	
TOTALS	RPI 1-25	RPI 26-50	W-L RECORDS	RPI 51-100	RPI 101-150	RPI 150+				
4- 17	0- 1	0- 0	OVERALL	0- 1	0- 8	4- 7				
0- 10	0- 0	0- 0	HOME	0- 0	0- 5	0- 5				
4- 7	0- 1	0- 0	AWAY	0- 1	0- 3	4- 2				
0- 0	0- 0	0- 0	NEUTRAL	0- 0	0- 0	0- 0				
4- 6	0- 1	0- 0	NON-CONFERENCE	0- 1	0- 2	4- 2				
0- 3	0- 0	0- 0	HOME	0- 0	0- 1	0- 2				
4- 3	0- 1	0- 0	AWAY	0- 1	0- 1	4- 0				
0- 0	0- 0	0- 0	NEUTRAL	0- 0	0- 0	0- 0				
0- 11	0- 0	0- 0	CONFERENCE	0- 0	0- 6	0- 5				
0- 7	0- 0	0- 0	HOME	0- 0	0- 4	0- 3				
0- 4	0- 0	0- 0	AWAY	0- 0	0- 2	0- 2				
0- 0	0- 0	0- 0	NEUTRAL	0- 0	0- 0	0- 0				

RPI 1-25			RPI 26-50			RPI 51-100			RPI 101+			Team's RPI: 276
RPI	S	Opponent	Score	RPI	S	Opponent	Score	RPI	S	Opponent	Score	
6	A	Oregon St.	38 77					67	A	Utah	43 69	
								105	A	Wyoming	48 68	
								112	A	Northern Colo.	55 74	
								112	H	Northern Colo.	53 83	
								125	H	Arizona	65 77	
								138	A	North Dakota	70 75	
								138	H	North Dakota	65 68	
								142	H	Idaho	68 85	
								143	H	Eastern Wash.	66 67	
								187	A	Utah St.	70 54	
								190	H	Idaho St.	68 71	
								198	A	CSUN	77 71	
								223	H	Grand Canyon	73 76	
								227	H	Weber St.	68 73	
								257	A	Portland St.	74 81	
								279	A	Sacramento St.	69 81	
								291	A	CSU Bakersfield	65 59	
								297	H	Northern Ariz.	68 77	
								326	A	UC Irvine	70 58	
								331	H	Utah Valley	64 70	
LAST 12 Division I GAMES:												
190	H	Idaho St.	68 71	257	A	Portland St.	74 81					
227	H	Weber St.	68 73	279	A	Sacramento St.	69 81					
112	A	Northern Colo.	55 74	138	H	North Dakota	65 68					
138	A	North Dakota	70 75	112	H	Northern Colo.	53 83					
143	H	Eastern Wash.	66 67	297	H	Northern Ariz.	68 77					
142	H	Idaho	68 85	198	A	CSUN	77 71					

Non-Div I Games: Antelope Valley 89 76

Southern Utah

■ Loss, 
 ■ Non-Conf, 
 ■ S Site, 
 ■ Home 
 ■ A Away 
 N Neutral

## St. Bonaventure

Through Games Of Feb. 8, 2017

Average RPI Win:	220	WON-LOST	WINNING	LAST 10	STRENGTH OF	OPP. STRENGTH	TEAM	ADJ.	CONF.	ADJ CONF.
Average RPI Loss:	142	RECORD	PCT. RANK	GAMES	SCHEDULE	OF SCHEDULE	RPI	RPI	RPI	RPI
DIV. I ONLY	9- 15	239	3- 7	174	154	224	224	12	12	
DIV. I NON-CONF.	5- 7	205	0- 0	168	198	202	202	12	12	
TOTALS	RPI 1-25	RPI 26-50	W-L RECORDS	RPI 51-100	RPI 101-150	RPI 150+				
9- 15	0- 0	0- 0	OVERALL	0- 4	3- 5	6- 6				
6- 5	0- 0	0- 0	HOME	0- 2	2- 1	4- 2				
1- 10	0- 0	0- 0	AWAY	0- 2	0- 4	1- 4				
2- 0	0- 0	0- 0	NEUTRAL	0- 0	1- 0	1- 0				
5- 7	0- 0	0- 0	NON-CONFERENCE	0- 3	2- 1	3- 3				
3- 2	0- 0	0- 0	HOME	0- 1	1- 0	2- 1				
0- 5	0- 0	0- 0	AWAY	0- 2	0- 1	0- 2				
2- 0	0- 0	0- 0	NEUTRAL	0- 0	1- 0	1- 0				
4- 8	0- 0	0- 0	CONFERENCE	0- 1	1- 4	3- 3				
3- 3	0- 0	0- 0	HOME	0- 1	1- 1	2- 1				
1- 5	0- 0	0- 0	AWAY	0- 0	0- 3	1- 2				
0- 0	0- 0	0- 0	NEUTRAL	0- 0	0- 0	0- 0				

RPI 1-25				RPI 26-50				RPI 51-100				RPI 101+				Team's RPI: 224	
RPI	S	Opponent	Score	RPI	S	Opponent	Score	RPI	S	Opponent	Score	RPI	S	Opponent	Score		
								57	H	Dayton	60	62	109	H	Duquesne	69	56
								62	A	Buffalo	47	68	111	A	Saint Joseph's	53	70
								65	H	Bucknell	35	57	114	A	Saint Louis	49	64
								71	A	Toledo	50	74	116	A	Delaware	40	43
												120	A	Fordham	45	57	
												120	H	Fordham	44	60	
												127	N	Rider	60	47	
												146	H	Albany (NY)	67	59	
												162	H	La Salle	45	57	
												163	A	George Mason	49	52	
												219	A	Niagara	43	65	
												231	H	Colgate	70	57	
												233	A	Richmond	54	61	
												241	N	Austin Peay	58	57	
												244	H	Canisius	57	74	
												250	H	Stony Brook	51	37	
												271	A	Eastern Mich.	56	75	
												284	H	Davidson	70	51	
												296	H	Rhode Island	78	69	
												298	A	Massachusetts	55	38	
LAST 12 Division I GAMES:																	
162	H	La Salle	45	57	120	H	Fordham	44	60								
120	A	Fordham	45	57	114	A	Saint Louis	49	64								
111	A	Saint Joseph's	53	70	233	A	Richmond	54	61								
284	H	Davidson	70	51	57	H	Dayton	60	62								
109	H	Duquesne	69	56	163	A	George Mason	49	52								
298	A	Massachusetts	55	38	296	H	Rhode Island	78	69								

Non-Div I Games:

St. Bonaventure

■ Loss, 
 ■ Non-Conf, 
 ■ S Site, 
 ■ H Home 
 ■ A Away 
 N Neutral

Average RPI Win:	<b>288</b>	WON-LOST	WINNING	LAST 10	STRENGTH OF	OPP. STRENGTH	TEAM	ADJ.	CONF.	ADJ CONF.
Average RPI Loss:	<b>216</b>	RECORD	PCT. RANK	GAMES	SCHEDULE	OF SCHEDULE	RPI	RPI	RPI	RPI
DIV. I ONLY	<b>6- 17</b>	<b>296</b>	<b>3- 7</b>	<b>287</b>	<b>342</b>	<b>322</b>	<b>322</b>	<b>31</b>	<b>31</b>	
DIV. I NON-CONF.	<b>2- 9</b>	<b>293</b>	<b>0- 0</b>	<b>196</b>	<b>270</b>	<b>313</b>	<b>313</b>	<b>32</b>	<b>32</b>	
TOTALS	RPI 1-25	RPI 26-50	W-L RECORDS	RPI 51-100	RPI 101-150	RPI 150+				
6- 17	0- 0	0- 1	OVERALL	0- 1	0- 2	6- 13				
3- 8	0- 0	0- 0	HOME	0- 0	0- 0	3- 8				
3- 8	0- 0	0- 1	AWAY	0- 1	0- 2	3- 4				
0- 1	0- 0	0- 0	NEUTRAL	0- 0	0- 0	0- 1				
2- 9	0- 0	0- 1	NON-CONFERENCE	0- 1	0- 2	2- 5				
2- 2	0- 0	0- 0	HOME	0- 0	0- 0	2- 2				
0- 6	0- 0	0- 1	AWAY	0- 1	0- 2	0- 2				
0- 1	0- 0	0- 0	NEUTRAL	0- 0	0- 0	0- 1				
4- 8	0- 0	0- 0	CONFERENCE	0- 0	0- 0	4- 8				
1- 6	0- 0	0- 0	HOME	0- 0	0- 0	1- 6				
3- 2	0- 0	0- 0	AWAY	0- 0	0- 0	3- 2				
0- 0	0- 0	0- 0	NEUTRAL	0- 0	0- 0	0- 0				

RPI 1-25			RPI 26-50			RPI 51-100			RPI 101+			Team's RPI: 322
RPI	S	Opponent	Score	RPI	S	Opponent	Score	RPI	S	Opponent	Score	
42	A	James Madison	57 83	91	A	Colorado	54 81	127	A	Rider	60 77	
								147	A	Iona	46 62	
								168	A	Army West Point	46 69	
								175	N	Boston College	58 73	
								207	H	Sacred Heart	74 81	
								212	A	Saint Francis (PA)	62 79	
								212	H	Saint Francis (PA)	59 75	
								214	A	Robert Morris	56 49	
								214	H	Robert Morris	54 61	
								226	H	Monmouth	87 78	
								242	A	Loyola Maryland	60 69	
								256	H	Howard	63 78	
								268	H	Manhattan	52 55	
								300	H	Bryant	63 47	
								305	H	Central Conn. St.	53 61	
								309	H	Saint Peter's	58 52	
								319	H	Mt. St. Mary's	44 62	
								333	A	LIU Brooklyn	56 54	
								343	A	Wagner	45 58	
								346	A	Fairleigh Dickinson	66 59	
								346	H	Fairleigh Dickinson	58 59	
LAST 12 Division I GAMES:												
212	H	Saint Francis (PA)	59 75	207	H	Sacred Heart	74 81					
214	H	Robert Morris	54 61	333	A	LIU Brooklyn	56 54					
343	A	Wagner	45 58	212	A	Saint Francis (PA)	62 79					
346	H	Fairleigh Dickinson	58 59	214	A	Robert Morris	56 49					
346	A	Fairleigh Dickinson	66 59	305	H	Central Conn. St.	53 61					
319	H	Mt. St. Mary's	44 62	300	H	Bryant	63 47					

Non-Div I Games:

St. Francis Brooklyn

■ Loss, 
 ■ Non-Conf, 
 ■ S Site, 
 ■ H Home 
 ■ A Away 
 N Neutral

Average RPI Win:	154	WON-LOST	WINNING	LAST 10	STRENGTH OF	OPP. STRENGTH	TEAM	ADJ.	CONF.	ADJ CONF.
Average RPI Loss:	57	RECORD	PCT. RANK	GAMES	SCHEDULE	OF SCHEDULE	RPI	RPI	RPI	RPI
DIV. I ONLY	16- 8	81	6- 4	82	53	63	63	7	7	
DIV. I NON-CONF.	8- 3	67	0- 0	140	49	92	92	7	7	
<hr/>										
TOTALS	RPI 1-25	RPI 26-50	W-L RECORDS	RPI 51-100	RPI 101-150	RPI 150+				
16- 8	0- 5	4- 0	OVERALL	1- 1	3- 1	8- 1				
9- 4	0- 3	2- 0	HOME	0- 0	1- 1	6- 0				
6- 3	0- 1	2- 0	AWAY	0- 1	2- 0	2- 1				
1- 1	0- 1	0- 0	NEUTRAL	1- 0	0- 0	0- 0				
8- 3	0- 2	1- 0	NON-CONFERENCE	1- 0	3- 1	3- 0				
5- 2	0- 1	1- 0	HOME	0- 0	1- 1	3- 0				
2- 0	0- 0	0- 0	AWAY	0- 0	2- 0	0- 0				
1- 1	0- 1	0- 0	NEUTRAL	1- 0	0- 0	0- 0				
8- 5	0- 3	3- 0	CONFERENCE	0- 1	0- 0	5- 1				
4- 2	0- 2	1- 0	HOME	0- 0	0- 0	3- 0				
4- 3	0- 1	2- 0	AWAY	0- 1	0- 0	2- 1				
0- 0	0- 0	0- 0	NEUTRAL	0- 0	0- 0	0- 0				

RPI 1-25				RPI 26-50				RPI 51-100				RPI 101+			
RPI	S	Opponent	Score	RPI	S	Opponent	Score	RPI	S	Opponent	Score	RPI	S	Opponent	Score
15	A	DePaul	51 54	42	H	James Madison	74 63	66	A	Villanova	50 55	109	H	Duquesne	65 71
15	H	DePaul	66 78	43	A	Marquette	82 72	69	N	Virginia	66 55	120	A	Fordham	59 45
20	H	Miami (FL)	50 62	43	H	Marquette	70 64					133	A	William & Mary	73 57
21	H	Creighton	43 55	46	A	Georgetown	71 66					146	H	Albany (NY)	54 36
25	N	Arizona St.	41 54									169	H	Providence	60 50
												171	A	Xavier	65 48
												171	H	Xavier	64 55
												181	A	Seton Hall	59 64
												193	H	Rutgers	65 39
												232	A	Butler	62 41
												232	H	Butler	62 55
												316	H	Lafayette	64 46
												343	H	Wagner	62 34
<hr/>															
LAST 12 Division I GAMES:															
43	A	Marquette	82 72	66	A	Villanova	50 55								
15	A	DePaul	51 54	46	A	Georgetown	71 66								
171	H	Xavier	64 55	15	H	DePaul	66 78								
232	H	Butler	62 55	43	H	Marquette	70 64								
169	H	Providence	60 50	232	A	Butler	62 41								
21	H	Creighton	43 55	171	A	Xavier	65 48								

Non-Div I Games:

St. John's (NY)

■ Loss, 
 ■ Non-Conf, 
 ■ S Site, 
 ■ H Home 
 ■ A Away 
 N Neutral

Average RPI Win:	201	WON-LOST	WINNING	LAST 10	STRENGTH OF	OPP. STRENGTH	TEAM	ADJ.	CONF.	ADJ CONF.
Average RPI Loss:	104	RECORD	PCT. RANK	GAMES	SCHEDULE	OF SCHEDULE	RPI	RPI	RPI	RPI
DIV. I ONLY	14- 9	114	8- 2	175	105	128	128	15	15	
DIV. I NON-CONF.	5- 6	186	0- 0	144	41	151	151	13	13	
TOTALS	RPI 1-25	RPI 26-50	W-L RECORDS	RPI 51-100	RPI 101-150	RPI 150+				
14- 9	0- 0	0- 1	OVERALL	0- 6	3- 0	11- 2				
7- 5	0- 0	0- 1	HOME	0- 3	2- 0	5- 1				
7- 4	0- 0	0- 0	AWAY	0- 3	1- 0	6- 1				
0- 0	0- 0	0- 0	NEUTRAL	0- 0	0- 0	0- 0				
5- 6	0- 0	0- 1	NON-CONFERENCE	0- 4	1- 0	4- 1				
1- 4	0- 0	0- 1	HOME	0- 2	1- 0	0- 1				
4- 2	0- 0	0- 0	AWAY	0- 2	0- 0	4- 0				
0- 0	0- 0	0- 0	NEUTRAL	0- 0	0- 0	0- 0				
9- 3	0- 0	0- 0	CONFERENCE	0- 2	2- 0	7- 1				
6- 1	0- 0	0- 0	HOME	0- 1	1- 0	5- 0				
3- 2	0- 0	0- 0	AWAY	0- 1	1- 0	2- 1				
0- 0	0- 0	0- 0	NEUTRAL	0- 0	0- 0	0- 0				

RPI 1-25				RPI 26-50				RPI 51-100				RPI 101+ Team's RPI: 128			
RPI	S	Opponent	Score	RPI	S	Opponent	Score	RPI	S	Opponent	Score	RPI	S	Opponent	Score
				40	H	California	67 74	53	A	Washington St.	69 85	112	H	Northern Colo.	75 65
								67	H	Utah	62 63	145	A	San Francisco	64 62
								80	H	Gonzaga	75 79	145	H	San Francisco	75 72
								84	H	Boise St.	78 83	158	H	Santa Clara	55 53
								95	A	BYU	65 70	175	A	Boston College	62 54
								100	A	UC Davis	66 68	184	A	Northeastern	77 53
												198	H	CSUN	61 73
												202	A	San Jose St.	85 64
												208	A	Pacific	63 54
												208	H	Pacific	82 74
												209	H	Loyola Marymount	74 59
												217	A	San Diego	71 73
												217	H	San Diego	77 65
												270	A	Cal Poly	79 71
												278	H	Portland	92 76
												308	A	Pepperdine	81 60
LAST 12 Division I GAMES:															
				217	H	San Diego	77 65	80	H	Gonzaga	75 79				
				208	H	Pacific	82 74	278	H	Portland	92 76				
				158	H	Santa Clara	55 53	145	H	San Francisco	75 72				
				145	A	San Francisco	64 62	95	A	BYU	65 70				
				308	A	Pepperdine	81 60	217	A	San Diego	71 73				
				208	A	Pacific	63 54	209	H	Loyola Marymount	74 59				

Non-Div I Games:

St. Mary's (CA)

■ Loss, 
 ■ Non-Conf, 
 ■ S Site, 
 ■ H Home 
 ■ A Away 
 N Neutral

Average RPI Win: 109		WON-LOST	WINNING	LAST 10	STRENGTH OF	OPP. STRENGTH	TEAM	ADJ.	CONF.	ADJ CONF.
Average RPI Loss: 28		RECORD	PCT. RANK	GAMES	SCHEDULE	OF SCHEDULE	RPI	RPI	RPI	RPI
DIV. I ONLY		20- 4	11	8- 2	16	13	12	12	1	1
DIV. I NON-CONF.		10- 2	33	0- 0	39	72	15	15	1	1
TOTALS	RPI 1-25	RPI 26-50		W-L RECORDS		RPI 51-100	RPI 101-150	RPI 150+		
20- 4	4- 3	1- 0		OVERALL		7- 1	2- 0	6- 0		
9- 3	2- 2	1- 0		HOME		2- 1	1- 0	3- 0		
8- 1	2- 1	0- 0		AWAY		4- 0	1- 0	1- 0		
3- 0	0- 0	0- 0		NEUTRAL		1- 0	0- 0	2- 0		
10- 2	1- 1	0- 0		NON-CONFERENCE		3- 1	0- 0	6- 0		
5- 1	1- 0	0- 0		HOME		1- 1	0- 0	3- 0		
2- 1	0- 1	0- 0		AWAY		1- 0	0- 0	1- 0		
3- 0	0- 0	0- 0		NEUTRAL		1- 0	0- 0	2- 0		
10- 2	3- 2	1- 0		CONFERENCE		4- 0	2- 0	0- 0		
4- 2	1- 2	1- 0		HOME		1- 0	1- 0	0- 0		
6- 0	2- 0	0- 0		AWAY		3- 0	1- 0	0- 0		
0- 0	0- 0	0- 0		NEUTRAL		0- 0	0- 0	0- 0		

RPI 1-25				Team's RPI: 12		RPI 26-50				RPI 51-100				RPI 101+			
RPI	S	Opponent	Score	RPI	S	Opponent	Score	RPI	S	Opponent	Score	RPI	S	Opponent	Score		
6	H	Oregon St.	69 72	37	H	Oregon	81 60	53	A	Washington St.	76 54	125	A	Arizona	77 55		
7	H	Texas	71 59					55	A	George Washington	71 52	125	H	Arizona	73 46		
8	A	Washington	72 68					67	A	Utah	77 58	151	H	Yale	102 44		
11	H	UCLA	76 85					74	H	Southern California	58 42	184	N	Northeastern	74 45		
14	A	Tennessee	51 59					80	H	Gonzaga	63 68	196	N	Wichita St.	87 39		
25	A	Arizona St.	64 57					91	A	Colorado	84 70	198	H	CSUN	88 54		
25	H	Arizona St.	66 56					99	N	Purdue	78 69	270	H	Cal Poly	83 55		
								100	H	UC Davis	68 42	291	A	CSU Bakersfield	77 56		
LAST 12 Division I GAMES:																	
11	H	UCLA	76 85	91	A	Colorado	84 70										
74	H	Southern California	58 42	67	A	Utah	77 58										
8	A	Washington	72 68	6	H	Oregon St.	69 72										
53	A	Washington St.	76 54	37	H	Oregon	81 60										
25	H	Arizona St.	66 56	125	A	Arizona	77 55										
125	H	Arizona	73 46	25	A	Arizona St.	64 57										

Non-Div I Games:

Stanford

Loss, Non-Conf, S Site, H Home A Away N Neutral

Average RPI Win:	251	WON-LOST	WINNING	LAST 10	STRENGTH OF	OPP. STRENGTH	TEAM	ADJ.	CONF.	ADJ CONF.
Average RPI Loss:	119	RECORD	PCT. RANK	GAMES	SCHEDULE	OF SCHEDULE	RPI	RPI	RPI	RPI
DIV. I ONLY	16- 5	35	8- 2	264	254	117	117	24	24	
DIV. I NON-CONF.	8- 4	97	1- 2	255	294	143	143	23	23	
TOTALS	RPI 1-25	RPI 26-50	W-L RECORDS	RPI 51-100	RPI 101-150	RPI 150+				
16- 5	0- 0	0- 1	OVERALL	2- 2	0- 1	14- 1				
8- 2	0- 0	0- 0	HOME	1- 1	0- 0	7- 1				
6- 3	0- 0	0- 1	AWAY	1- 1	0- 1	5- 0				
2- 0	0- 0	0- 0	NEUTRAL	0- 0	0- 0	2- 0				
8- 4	0- 0	0- 1	NON-CONFERENCE	0- 1	0- 1	8- 1				
4- 1	0- 0	0- 0	HOME	0- 0	0- 0	4- 1				
2- 3	0- 0	0- 1	AWAY	0- 1	0- 1	2- 0				
2- 0	0- 0	0- 0	NEUTRAL	0- 0	0- 0	2- 0				
8- 1	0- 0	0- 0	CONFERENCE	2- 1	0- 0	6- 0				
4- 1	0- 0	0- 0	HOME	1- 1	0- 0	3- 0				
4- 0	0- 0	0- 0	AWAY	1- 0	0- 0	3- 0				
0- 0	0- 0	0- 0	NEUTRAL	0- 0	0- 0	0- 0				

RPI 1-25				RPI 26-50				RPI 51-100				RPI 101+				Team's RPI: 117	
RPI	S	Opponent	Score	RPI	S	Opponent	Score	RPI	S	Opponent	Score	RPI	S	Opponent	Score		
				27	A	South Fla.	60 74	83	A	Jacksonville	65 49	124	A	Arkansas	62 79		
								83	H	Jacksonville	57 47	211	H	SIUE	78 68		
								90	A	Chattanooga	55 66	214	N	Robert Morris	68 60		
								93	H	FGCU	71 84	227	N	Weber St.	70 68		
												247	H	Bethune-Cookman	63 60		
												262	H	Tennessee St.	50 56		
												264	A	Northern Ky.	54 45		
												275	A	North Florida	62 44		
												275	H	North Florida	68 44		
												282	A	Kennesaw St.	65 56		
												290	A	High Point	81 47		
												302	H	Eastern Ill.	72 55		
												303	A	Lipscomb	91 66		
												315	H	NJIT	77 43		
												318	H	USC Upstate	80 68		
												320	H	Valparaiso	87 75		
LAST 12 Division I GAMES:																	
				83	H	Jacksonville	57 47	303	A	Lipscomb	91 66						
				275	A	North Florida	62 44	282	A	Kennesaw St.	65 56						
				83	A	Jacksonville	65 49	93	H	FGCU	71 84						
				275	H	North Florida	68 44	27	A	South Fla.	60 74						
				315	H	NJIT	77 43	262	H	Tennessee St.	50 56						
				318	H	USC Upstate	80 68	211	H	SIUE	78 68						

Non-Div I Games: Webber Int'l 92 54 Palm Beach Atl. 89 50 Warner 100 34

Stetson

Average RPI Win:	251	WON-LOST	WINNING	LAST 10	STRENGTH OF	OPP. STRENGTH	TEAM	ADJ.	CONF.	ADJ CONF.
Average RPI Loss:	167	RECORD	PCT. RANK	GAMES	SCHEDULE	OF SCHEDULE	RPI	RPI	RPI	RPI
DIV. I ONLY	9- 14	228	3- 7	233	260	250	250	22	22	
DIV. I NON-CONF.	6- 6	165	1- 0	258	278	207	207	22	22	
TOTALS	RPI 1-25	RPI 26-50	W-L RECORDS	RPI 51-100	RPI 101-150	RPI 150+				
9- 14	0- 0	0- 1	OVERALL	1- 3	2- 3	6- 7				
5- 5	0- 0	0- 1	HOME	1- 1	2- 1	2- 2				
3- 8	0- 0	0- 0	AWAY	0- 1	0- 2	3- 5				
1- 1	0- 0	0- 0	NEUTRAL	0- 1	0- 0	1- 0				
6- 6	0- 0	0- 1	NON-CONFERENCE	1- 1	1- 1	4- 3				
3- 2	0- 0	0- 1	HOME	1- 0	1- 0	1- 1				
2- 3	0- 0	0- 0	AWAY	0- 0	0- 1	2- 2				
1- 1	0- 0	0- 0	NEUTRAL	0- 1	0- 0	1- 0				
3- 8	0- 0	0- 0	CONFERENCE	0- 2	1- 2	2- 4				
2- 3	0- 0	0- 0	HOME	0- 1	1- 1	1- 1				
1- 5	0- 0	0- 0	AWAY	0- 1	0- 1	1- 3				
0- 0	0- 0	0- 0	NEUTRAL	0- 0	0- 0	0- 0				

RPI	S	Opponent	Score	RPI	S	Opponent	Score	RPI	S	Opponent	Score	RPI	S	Opponent	Score	Team's RPI: 250
34	H	Syracuse	60 78	52	N	Indiana	60 74	123	H	Maine	55 41	144	H	Columbia	55 53	
				91	H	Cornell	66 65	146	A	Albany (NY)	54 64	146	H	Albany (NY)	57 75	
				96	A	New Hampshire	46 49	147	A	Iona	46 57	167	A	Hartford	52 65	
				96	H	New Hampshire	45 56	180	H	Hofstra	64 67	206	H	Binghamton	40 48	
								224	A	St. Bonaventure	37 51	230	A	UMBC	61 67	
								268	A	Manhattan	55 50	274	A	Vermont	43 53	
								305	A	Central Conn. St.	64 59	310	H	UMKC	57 55	
								333	A	LIU Brooklyn	48 58	340	A	UMass Lowell	86 44	
								340	H	UMass Lowell	83 53	341	N	Florida A&M	80 49	
LAST 12 Division I GAMES:																
340	A	UMass Lowell	86 44	167	A	Hartford	52 65									
146	H	Albany (NY)	57 75	340	H	UMass Lowell	83 53									
96	H	New Hampshire	45 56	123	H	Maine	55 41									
274	A	Vermont	43 53	146	A	Albany (NY)	54 64									
230	A	UMBC	61 67	96	A	New Hampshire	46 49									
206	H	Binghamton	40 48	310	H	UMKC	57 55									

Non-Div I Games: Molloy 62 53

Stony Brook



Average RPI Win:	151	WON-LOST	WINNING	LAST 10	STRENGTH OF	OPP. STRENGTH	TEAM	ADJ.	CONF.	ADJ CONF.
Average RPI Loss:	28	RECORD	PCT. RANK	GAMES	SCHEDULE	OF SCHEDULE	RPI	RPI	RPI	RPI
DIV. I ONLY	17- 7	64	8- 2	48	43	34	34	3	3	
DIV. I NON-CONF.	9- 4	85	0- 1	119	82	84	84	4	4	
TOTALS	RPI 1-25	RPI 26-50	W-L RECORDS	RPI 51-100	RPI 101-150	RPI 150+				
17- 7	1- 4	3- 2	OVERALL	2- 1	3- 0	8- 0				
11- 0	1- 0	2- 0	HOME	1- 0	1- 0	6- 0				
4- 4	0- 2	1- 1	AWAY	0- 1	1- 0	2- 0				
2- 3	0- 2	0- 1	NEUTRAL	1- 0	1- 0	0- 0				
9- 4	0- 2	1- 1	NON-CONFERENCE	1- 1	1- 0	6- 0				
6- 0	0- 0	1- 0	HOME	0- 0	0- 0	5- 0				
1- 1	0- 0	0- 0	AWAY	0- 1	0- 0	1- 0				
2- 3	0- 2	0- 1	NEUTRAL	1- 0	1- 0	0- 0				
8- 3	1- 2	2- 1	CONFERENCE	1- 0	2- 0	2- 0				
5- 0	1- 0	1- 0	HOME	1- 0	1- 0	1- 0				
3- 3	0- 2	1- 1	AWAY	0- 0	1- 0	1- 0				
0- 0	0- 0	0- 0	NEUTRAL	0- 0	0- 0	0- 0				

RPI S	Opponent	Score	RPI S	Opponent	Score	Team's RPI: 34	RPI S	Opponent	Score	RPI S	Opponent	Score
5	A Florida St.	58 77	31	N Ohio St.	72 77		55	N George Washington	74 71	113	A Clemson	88 62
13	A Louisville	76 91	36	H North Carolina St.	85 75		69	H Virginia	54 49	132	N Old Dominion	92 66
15	N DePaul	84 108	41	A Georgia Tech	66 75		70	A Drexel	61 62	141	H Pittsburgh	93 65
19	N Texas A&M	84 105	45	A Virginia Tech	82 72					175	A Boston College	72 45
20	H Miami (FL)	81 48	47	H Michigan St.	75 64					175	H Boston College	79 52
										200	H Siena	102 65
										219	H Niagara	109 60
										250	A Stony Brook	78 60
										294	H Coppin St.	76 30
										296	H Rhode Island	95 49
										305	H Central Conn. St.	95 63
LAST 12 Division I GAMES:												
175	A Boston College	72 45	36	H North Carolina St.	85 75							
141	H Pittsburgh	93 65	175	H Boston College	79 52							
45	A Virginia Tech	82 72	113	A Clemson	88 62							
20	H Miami (FL)	81 48	69	H Virginia	54 49							
5	A Florida St.	58 77	13	A Louisville	76 91							
41	A Georgia Tech	66 75	19	N Texas A&M	84 105							

Non-Div I Games:

Syracuse

■ Loss, 
■ Non-Conf, 
■ S Site, 
■ Home 
■ A Away 
N Neutral

TCU

Average RPI Win: 205

Average RPI Loss: 28

WON-LOST

RECORD

WINNING

PCT. RANK

LAST 10

GAMES

STRENGTH OF

SCHEDULE

OPP. STRENGTH

OF SCHEDULE

TEAM

RPI

ADJ.

RPI

CONF.

RPI

ADJ CONF.

RPI

DIV. I ONLY

12- 11

161

4- 6

71

19

122

122

4

4

DIV. I NON-CONF.

8- 3

67

0- 0

216

163

129

129

3

3

TOTALS

RPI 1-25

RPI 26-50

W-L RECORDS

RPI 51-100

RPI 101-150

RPI 150+

12- 11

0- 7

0- 1

OVERALL

2- 3

3- 0

7- 0

11- 4

0- 2

0- 0

HOME

2- 2

2- 0

7- 0

1- 7

0- 5

0- 1

AWAY

0- 1

1- 0

0- 0

0- 0

0- 0

0- 0

NEUTRAL

0- 0

0- 0

0- 0

8- 3

0- 2

0- 1

NON-CONFERENCE

0- 0

1- 0

7- 0

8- 1

0- 1

0- 0

HOME

0- 0

1- 0

7- 0

0- 2

0- 1

0- 1

AWAY

0- 0

0- 0

0- 0

0- 0

0- 0

0- 0

NEUTRAL

0- 0

0- 0

0- 0

4- 8

0- 5

0- 0

CONFERENCE

2- 3

2- 0

0- 0

3- 3

0- 1

0- 0

HOME

2- 2

1- 0

0- 0

1- 5

0- 4

0- 0

AWAY

0- 1

1- 0

0- 0

0- 0

0- 0

0- 0

NEUTRAL

0- 0

0- 0

0- 0

T

T

T  
C  
U

RPI 1-25			
RPI	S	Opponent	Score
2	A	Notre Dame	59 92
7	A	Texas	54 83
7	H	Texas	69 77
9	A	Baylor	54 77
16	A	Oklahoma	72 87
19	H	Texas A&M	67 75
22	A	Kansas St.	63 74

RPI 26-50			
RPI	S	Opponent	Score
26	A	LSU	61 67

RPI 51-100			
RPI	S	Opponent	Score
59	H	West Virginia	61 83
68	H	Oklahoma St.	67 82
72	A	Iowa St.	69 72
72	H	Iowa St.	80 75
76	H	Texas Tech	76 62

RPI 101+				Team's RPI: 122	
RPI	S	Opponent	Score		
101	H	SMU	76 67		
149	A	Kansas	80 68		
149	H	Kansas	83 68		
203	H	Texas Southern	77 48		
229	H	Grambling	83 47		
232	H	Butler	73 47		
265	H	McNeese	74 70		
307	H	Alcorn	95 39		
334	H	Incarnate Word	88 40		
342	H	Sam Houston St.	81 37		

T  
C  
U

LAST 12 Division I GAMES:									
76	H	Texas Tech	76	62	72	H	Iowa St.	80	75
149	A	Kansas	80	68	9	A	Baylor	54	77
72	A	Iowa St.	69	72	7	A	Texas	54	83
7	H	Texas	69	77	68	H	Oklahoma St.	67	82
149	H	Kansas	83	68	16	A	Oklahoma	72	87
22	A	Kansas St.	63	74	59	H	West Virginia	61	83

Non-Div I Games:

TCU

Average RPI Win:	135	WON-LOST	WINNING	LAST 10	STRENGTH OF	OPP. STRENGTH	TEAM	ADJ.	CONF.	ADJ CONF.
Average RPI Loss:	59	RECORD	PCT. RANK	GAMES	SCHEDULE	OF SCHEDULE	RPI	RPI	RPI	RPI
DIV. I ONLY	18- 5	26	8- 2	57	41	23	23	5	5	
DIV. I NON-CONF.	10- 3	54	2- 0	69	59	27	27	5	5	
TOTALS	RPI 1-25	RPI 26-50	W-L RECORDS	RPI 51-100	RPI 101-150	RPI 150+				
18- 5	1- 1	3- 2	OVERALL	1- 1	5- 0	8- 1				
9- 2	1- 1	2- 1	HOME	0- 0	2- 0	4- 0				
9- 2	0- 0	1- 1	AWAY	1- 0	3- 0	4- 1				
0- 1	0- 0	0- 0	NEUTRAL	0- 1	0- 0	0- 0				
10- 3	1- 0	1- 1	NON-CONFERENCE	1- 1	2- 0	5- 1				
5- 0	1- 0	1- 0	HOME	0- 0	0- 0	3- 0				
5- 2	0- 0	0- 1	AWAY	1- 0	2- 0	2- 1				
0- 1	0- 0	0- 0	NEUTRAL	0- 1	0- 0	0- 0				
8- 2	0- 1	2- 1	CONFERENCE	0- 0	3- 0	3- 0				
4- 2	0- 1	1- 1	HOME	0- 0	2- 0	1- 0				
4- 0	0- 0	1- 0	AWAY	0- 0	1- 0	2- 0				
0- 0	0- 0	0- 0	NEUTRAL	0- 0	0- 0	0- 0				

RPI 1-25				RPI 26-50				RPI 51-100				RPI 101+			
RPI	S	Opponent	Score	RPI	S	Opponent	Score	RPI	S	Opponent	Score	RPI	S	Opponent	Score
1	H	UConn	69 97	27	H	South Fla.	51 55	66	A	Villanova	83 48	111	A	Saint Joseph's	86 70
15	H	DePaul	84 74	35	A	Harvard	62 73	75	N	Florida	76 83	119	A	Penn	63 53
				39	A	Tulane	76 50					130	A	Tulsa	58 49
				39	H	Tulane	86 71					130	H	Tulsa	70 43
				49	H	Quinnipiac	71 68					135	H	East Carolina	78 47
												156	A	Hampton	65 71
												162	H	La Salle	86 70
												165	A	Memphis	73 67
												165	H	Memphis	66 51
												170	A	Houston	69 57
												178	H	Fairfield	73 59
												193	A	Rutgers	48 37
												274	H	Vermont	53 39
												282	A	Kennesaw St.	79 38
LAST 12 Division I GAMES:															
130	H	Tulsa	70 43	170	A	Houston	69 57								
39	A	Tulane	76 50	130	A	Tulsa	58 49								
1	H	UConn	69 97	135	H	East Carolina	78 47								
27	H	South Fla.	51 55	39	H	Tulane	86 71								
119	A	Penn	63 53	282	A	Kennesaw St.	79 38								
165	H	Memphis	66 51	165	A	Memphis	73 67								

Non-Div I Games:

Temple

## Tennessee

Through Games Of Feb. 8, 2017

Average RPI Win:	98	WON-LOST	WINNING	LAST 10	STRENGTH OF	OPP. STRENGTH	TEAM	ADJ.	CONF.	ADJ CONF.
Average RPI Loss:	46	RECORD	PCT. RANK	GAMES	SCHEDULE	OF SCHEDULE	RPI	RPI	RPI	RPI
DIV. I ONLY	15- 8	91	6- 4	3	11	14	14	2	2	
DIV. I NON-CONF.	9- 4	85	2- 0	3	36	7	7	2	2	
TOTALS	RPI 1-25	RPI 26-50	W-L RECORDS	RPI 51-100	RPI 101-150	RPI 150+				
15- 8	4- 3	2- 2	OVERALL	1- 3	4- 0	4- 0				
10- 2	3- 2	1- 0	HOME	0- 0	3- 0	3- 0				
5- 6	1- 1	1- 2	AWAY	1- 3	1- 0	1- 0				
0- 0	0- 0	0- 0	NEUTRAL	0- 0	0- 0	0- 0				
9- 4	2- 2	1- 1	NON-CONFERENCE	0- 1	2- 0	4- 0				
7- 1	2- 1	0- 0	HOME	0- 0	2- 0	3- 0				
2- 3	0- 1	1- 1	AWAY	0- 1	0- 0	1- 0				
0- 0	0- 0	0- 0	NEUTRAL	0- 0	0- 0	0- 0				
6- 4	2- 1	1- 1	CONFERENCE	1- 2	2- 0	0- 0				
3- 1	1- 1	1- 0	HOME	0- 0	1- 0	0- 0				
3- 3	1- 0	0- 1	AWAY	1- 2	1- 0	0- 0				
0- 0	0- 0	0- 0	NEUTRAL	0- 0	0- 0	0- 0				

RPI	S	Opponent	Score	RPI	S	Opponent	Score	RPI	S	Opponent	Score	RPI	S	Opponent	Score
2	H	Notre Dame	71 69	26	H	LSU	77 58	75	A	Florida	84 75	104	H	Troy	110 84
3	A	South Carolina	76 74	28	A	Auburn	61 79	81	A	Penn St.	56 70	108	A	Vanderbilt	70 57
4	H	Mississippi St.	64 74	42	A	James Madison	81 69	97	A	Georgia	78 81	108	H	Vanderbilt	91 63
7	A	Texas	67 72	45	A	Virginia Tech	63 67	98	A	Ole Miss	62 67	114	H	Navy	85 55
9	H	Baylor	66 88									185	H	Appalachian St.	92 66
12	H	Stanford	59 51									186	A	ETSU	83 58
17	H	Kentucky	72 65									221	H	UNCW	90 54
												262	H	Tennessee St.	86 36
LAST 12 Division I GAMES:															
97	A	Georgia	78 81	2	H	Notre Dame	71 69	98	A	Ole Miss	62 67	4	H	Mississippi St.	64 74
26	H	LSU	77 58	108	A	Vanderbilt	70 57	17	H	Kentucky	72 65				
3	A	South Carolina	76 74	221	H	UNCW	90 54								
75	A	Florida	84 75												
108	H	Vanderbilt	91 63												
28	A	Auburn	61 79												

Non-Div I Games:

Tennessee

■ Loss, 
■ Non-Conf, S Site, 
■ Home 
■ Away 
N Neutral

Average RPI Win:	250	WON-LOST	WINNING	LAST 10	STRENGTH OF	OPP. STRENGTH	TEAM	ADJ.	CONF.	ADJ CONF.
Average RPI Loss:	188	RECORD	PCT. RANK	GAMES	SCHEDULE	OF SCHEDULE	RPI	RPI	RPI	RPI
DIV. I ONLY	8- 13	236	4- 6	266	241	262	262	26	26	
DIV. I NON-CONF.	4- 5	198	0- 0	228	97	162	162	26	26	
TOTALS	RPI 1-25	RPI 26-50	W-L RECORDS	RPI 51-100	RPI 101-150	RPI 150+				
8- 13	0- 1	0- 0	OVERALL	0- 3	1- 0	7- 9				
5- 3	0- 0	0- 0	HOME	0- 1	0- 0	5- 2				
2- 9	0- 1	0- 0	AWAY	0- 2	1- 0	1- 6				
1- 1	0- 0	0- 0	NEUTRAL	0- 0	0- 0	1- 1				
4- 5	0- 1	0- 0	NON-CONFERENCE	0- 2	1- 0	3- 2				
1- 0	0- 0	0- 0	HOME	0- 0	0- 0	1- 0				
2- 4	0- 1	0- 0	AWAY	0- 2	1- 0	1- 1				
1- 1	0- 0	0- 0	NEUTRAL	0- 0	0- 0	1- 1				
4- 8	0- 0	0- 0	CONFERENCE	0- 1	0- 0	4- 7				
4- 3	0- 0	0- 0	HOME	0- 1	0- 0	4- 2				
0- 5	0- 0	0- 0	AWAY	0- 0	0- 0	0- 5				
0- 0	0- 0	0- 0	NEUTRAL	0- 0	0- 0	0- 0				

RPI 1-25				RPI 26-50				RPI 51-100				RPI 101+ Team's RPI: 262			
RPI	S	Opponent	Score	RPI	S	Opponent	Score	RPI	S	Opponent	Score	RPI	S	Opponent	Score
14	A	Tennessee	36 86					68	A	Oklahoma St.	48 86	117	A	Stetson	56 50
								79	H	Belmont	60 70	171	A	Xavier	54 63
								86	A	UNLV	48 69	188	H	Morehead St.	69 66
												205	N	Wisconsin	70 80
												211	A	SIUE	52 73
												241	A	Austin Peay	63 79
												245	A	Murray St.	72 80
												247	N	Bethune-Cookman	69 60
												253	H	Jacksonville St.	64 51
												263	A	Tennessee Tech	59 64
												263	H	Tennessee Tech	59 72
												266	H	UT Martin	85 80
												280	H	Southeast Mo. St.	67 75
												302	H	Eastern Ill.	69 58
												303	A	Lipscomb	77 71
												312	A	Eastern Ky.	62 66
												324	H	Arkansas St.	76 66
LAST 12 Division I GAMES:															
263	H	Tennessee Tech	59 72	263	A	Tennessee Tech	59 64								
241	A	Austin Peay	63 79	312	A	Eastern Ky.	62 66								
302	H	Eastern Ill.	69 58	188	H	Morehead St.	69 66								
79	H	Belmont	60 70	266	H	UT Martin	85 80								
211	A	SIUE	52 73	280	H	Southeast Mo. St.	67 75								
253	H	Jacksonville St.	64 51	245	A	Murray St.	72 80								

Non-Div I Games: Fisk 97 41

Tennessee St.

■ Loss, 
 ■ Non-Conf, 
 ■ S Site, 
 ■ H Home 
 ■ A Away 
 N Neutral

Average RPI Win:	275	WON-LOST	WINNING	LAST 10	STRENGTH OF	OPP. STRENGTH	TEAM	ADJ.	CONF.	ADJ CONF.
Average RPI Loss:	180	RECORD	PCT. RANK	GAMES	SCHEDULE	OF SCHEDULE	RPI	RPI	RPI	RPI
DIV. I ONLY	9- 15	239	6- 4	231	296	263	263	26	26	
DIV. I NON-CONF.	2- 10	305	0- 0	221	273	311	311	26	26	
TOTALS	RPI 1-25	RPI 26-50	W-L RECORDS	RPI 51-100	RPI 101-150	RPI 150+				
9- 15	0- 0	0- 0	OVERALL	0- 3	0- 3	9- 9				
6- 5	0- 0	0- 0	HOME	0- 1	0- 1	6- 3				
3- 10	0- 0	0- 0	AWAY	0- 2	0- 2	3- 6				
0- 0	0- 0	0- 0	NEUTRAL	0- 0	0- 0	0- 0				
2- 10	0- 0	0- 0	NON-CONFERENCE	0- 2	0- 3	2- 5				
1- 4	0- 0	0- 0	HOME	0- 1	0- 1	1- 2				
1- 6	0- 0	0- 0	AWAY	0- 1	0- 2	1- 3				
0- 0	0- 0	0- 0	NEUTRAL	0- 0	0- 0	0- 0				
7- 5	0- 0	0- 0	CONFERENCE	0- 1	0- 0	7- 4				
5- 1	0- 0	0- 0	HOME	0- 0	0- 0	5- 1				
2- 4	0- 0	0- 0	AWAY	0- 1	0- 0	2- 3				
0- 0	0- 0	0- 0	NEUTRAL	0- 0	0- 0	0- 0				

RPI 1-25			RPI 26-50			RPI 51-100			RPI 101+ Team's RPI: 263		
RPI	S	Opponent	Score	RPI	S	Opponent	Score	RPI	S	Opponent	Score
								78	A	IUPUI	63 77
								79	A	Belmont	75 89
								89	H	Middle Tenn.	62 73
								108	A	Vanderbilt	57 89
								139	A	Radford	46 79
								140	H	Wright St.	54 65
								152	A	Cincinnati	38 60
								186	H	ETSU	76 82
								188	A	Morehead St.	65 79
								211	A	SIUE	49 60
								237	A	UNC Asheville	65 77
								241	H	Austin Peay	84 87
								245	H	Murray St.	72 54
								252	H	UNCG	59 65
								253	H	Jacksonville St.	56 54
								262	A	Tennessee St.	72 59
								262	H	Tennessee St.	64 59
								264	H	Northern Ky.	55 40
								266	H	UT Martin	81 71
								280	A	Southeast Mo. St.	74 63
								302	A	Eastern Ill.	46 54
								303	A	Lipscomb	69 71
								312	H	Eastern Ky.	53 51
								327	A	Winthrop	73 50
LAST 12 Division I GAMES:											
262	A	Tennessee St.	72 59	262	H	Tennessee St.	64 59				
302	A	Eastern Ill.	46 54	253	H	Jacksonville St.	56 54				
266	H	UT Martin	81 71	245	H	Murray St.	72 54				
312	H	Eastern Ky.	53 51	241	H	Austin Peay	84 87				
188	A	Morehead St.	65 79	211	A	SIUE	49 60				
79	A	Belmont	75 89	280	A	Southeast Mo. St.	74 63				

Non-Div I Games: Tenn. Wesleyan 54 41

Tennessee Tech

■ Loss, 
 ■ Non-Conf, 
 ■ S Site, 
 ■ H Home 
 ■ A Away 
 N Neutral

Average RPI Win: 114		WON-LOST	WINNING	LAST 10	STRENGTH OF	OPP. STRENGTH	TEAM	ADJ.	CONF.	ADJ CONF.
Average RPI Loss: 5		RECORD	PCT. RANK	GAMES	SCHEDULE	OF SCHEDULE	RPI	RPI	RPI	RPI
DIV. I ONLY		19- 4	13	10- 0	8	4	7	7	4	4
DIV. I NON-CONF.		6- 4	126	0- 0	8	26	54	54	3	3
TOTALS		RPI 1-25	RPI 26-50		W-L RECORDS		RPI 51-100	RPI 101-150	RPI 150+	
19- 4	4- 4	0- 0		OVERALL		7- 0	4- 0	4- 0		
12- 1	3- 1	0- 0		HOME		3- 0	2- 0	4- 0		
7- 2	1- 2	0- 0		AWAY		4- 0	2- 0	0- 0		
0- 1	0- 1	0- 0		NEUTRAL		0- 0	0- 0	0- 0		
6- 4	1- 4	0- 0		NON-CONFERENCE		0- 0	1- 0	4- 0		
6- 1	1- 1	0- 0		HOME		0- 0	1- 0	4- 0		
0- 2	0- 2	0- 0		AWAY		0- 0	0- 0	0- 0		
0- 1	0- 1	0- 0		NEUTRAL		0- 0	0- 0	0- 0		
13- 0	3- 0	0- 0		CONFERENCE		7- 0	3- 0	0- 0		
6- 0	2- 0	0- 0		HOME		3- 0	1- 0	0- 0		
7- 0	1- 0	0- 0		AWAY		4- 0	2- 0	0- 0		
0- 0	0- 0	0- 0		NEUTRAL		0- 0	0- 0	0- 0		

RPI	S	Opponent	Score	RPI	S	Opponent	Score	RPI	S	Opponent	Score	RPI	S	Opponent	Score
1	N	UConn	54 72					59	A	West Virginia	73 63	122	A	TCU	77 69
3	H	South Carolina	67 76					59	H	West Virginia	69 54	122	H	TCU	83 54
4	A	Mississippi St.	68 79					68	A	Oklahoma St.	85 71	149	A	Kansas	66 54
9	A	Baylor	85 79					68	H	Oklahoma St.	66 35	150	H	UTSA	76 43
12	A	Stanford	59 71					72	A	Iowa St.	75 68	195	H	New Orleans	80 48
14	H	Tennessee	72 67					76	A	Texas Tech	77 57	254	H	UTRGV	85 61
16	H	Oklahoma	86 68					76	H	Texas Tech	67 47	299	H	Northwestern St.	86 39
22	H	Kansas St.	63 58									337	H	Houston Baptist	98 46
LAST 12 Division I GAMES:															
9	A	Baylor	85 79	16	H	Oklahoma	86 68								
22	H	Kansas St.	63 58	59	A	West Virginia	73 63								
68	A	Oklahoma St.	85 71	68	H	Oklahoma St.	66 35								
59	H	West Virginia	69 54	122	H	TCU	83 54								
122	A	TCU	77 69	149	A	Kansas	66 54								
76	A	Texas Tech	77 57	72	A	Iowa St.	75 68								

Non-Div I Games:

Texas

■ Loss, 
 ■ Non-Conf, S Site, 
 ■ Home 
 ■ Away 
 N Neutral

Average RPI Win:	111	WON-LOST	WINNING	LAST 10	STRENGTH OF	OPP. STRENGTH	TEAM	ADJ.	CONF.	ADJ CONF.
Average RPI Loss:	61	RECORD	PCT. RANK	GAMES	SCHEDULE	OF SCHEDULE	RPI	RPI	RPI	RPI
DIV. I ONLY	17- 6	41	7- 3	28	29	19	19	2	2	
DIV. I NON-CONF.	10- 3	54	2- 0	35	102	35	35	2	2	
TOTALS	RPI 1-25	RPI 26-50	W-L RECORDS	RPI 51-100	RPI 101-150	RPI 150+				
17- 6	1- 1	4- 1	OVERALL	3- 3	6- 1	3- 0				
11- 1	0- 0	2- 0	HOME	2- 1	5- 0	2- 0				
4- 4	1- 1	1- 1	AWAY	1- 1	1- 1	0- 0				
2- 1	0- 0	1- 0	NEUTRAL	0- 1	0- 0	1- 0				
10- 3	0- 0	2- 0	NON-CONFERENCE	1- 2	4- 1	3- 0				
6- 1	0- 0	0- 0	HOME	1- 1	3- 0	2- 0				
2- 1	0- 0	1- 0	AWAY	0- 0	1- 1	0- 0				
2- 1	0- 0	1- 0	NEUTRAL	0- 1	0- 0	1- 0				
7- 3	1- 1	2- 1	CONFERENCE	2- 1	2- 0	0- 0				
5- 0	0- 0	2- 0	HOME	1- 0	2- 0	0- 0				
2- 3	1- 1	0- 1	AWAY	1- 1	0- 0	0- 0				
0- 0	0- 0	0- 0	NEUTRAL	0- 0	0- 0	0- 0				

RPI 1-25				RPI 26-50				RPI 51-100				RPI 101+			
RPI	S	Opponent	Score	RPI	S	Opponent	Score	RPI	S	Opponent	Score	RPI	S	Opponent	Score
4	A	Mississippi St.	61 71	26	H	LSU	54 52	57	N	Dayton	57 74	101	A	SMU	53 54
17	A	Kentucky	77 68	28	H	Auburn	66 61	74	H	Southern California	62 66	106	H	Central Ark.	74 49
				30	A	Missouri	76 78	75	A	Florida	67 59	107	H	SFA	63 48
				34	N	Syracuse	105 84	75	H	Florida	84 76	108	H	Vanderbilt	77 72
				48	A	Little Rock	55 37	76	H	Texas Tech	98 90	122	A	TCU	75 67
								97	A	Georgia	59 69	124	H	Arkansas	90 65
												126	H	Abilene Christian	71 45
												236	N	Southern U.	81 58
												288	H	Prairie View	90 62
												295	H	A&M-Corpus Christi	84 55
LAST 12 Division I GAMES:															
				28	H	Auburn	66 61	124	H	Arkansas	90 65				
				75	H	Florida	84 76	17	A	Kentucky	77 68				
				4	A	Mississippi St.	61 71	97	A	Georgia	59 69				
				26	H	LSU	54 52	108	H	Vanderbilt	77 72				
				30	A	Missouri	76 78	288	H	Prairie View	90 62				
				75	A	Florida	67 59	34	N	Syracuse	105 84				

Non-Div I Games:

Texas A&amp;M



Through Games of Feb. 9, 1917				Through Games of Feb. 9, 1917						
Average RPI Win: 274		WON-LOST	WINNING	LAST 10	STRENGTH OF	OPP. STRENGTH	TEAM	ADJ.	CONF.	ADJ CONF.
Average RPI Loss: 210		RECORD	PCT. RANK	GAMES	SCHEDULE	OF SCHEDULE	RPI	RPI	RPI	RPI
DIV. I ONLY		13- 7	101	8- 2	344	312	203	203	30	30
DIV. I NON-CONF.		5- 5	165	1- 1	326	210	199	199	29	29
TOTALS		RPI 1-25	RPI 26-50	W-L RECORDS	RPI 51-100	RPI 101-150	RPI 150+			
13- 7	0- 0		0- 0	OVERALL	0- 0	0- 2	13- 5			
5- 1	0- 0		0- 0	HOME	0- 0	0- 0	5- 1			
7- 6	0- 0		0- 0	AWAY	0- 0	0- 2	7- 4			
1- 0	0- 0		0- 0	NEUTRAL	0- 0	0- 0	1- 0			
5- 5	0- 0		0- 0	NON-CONFERENCE	0- 0	0- 2	5- 3			
0- 1	0- 0		0- 0	HOME	0- 0	0- 0	0- 1			
4- 4	0- 0		0- 0	AWAY	0- 0	0- 2	4- 2			
1- 0	0- 0		0- 0	NEUTRAL	0- 0	0- 0	1- 0			
8- 2	0- 0		0- 0	CONFERENCE	0- 0	0- 0	8- 2			
5- 0	0- 0		0- 0	HOME	0- 0	0- 0	5- 0			
3- 2	0- 0		0- 0	AWAY	0- 0	0- 0	3- 2			
0- 0	0- 0		0- 0	NEUTRAL	0- 0	0- 0	0- 0			

RPI 1-25				RPI 26-50				RPI 51-100				RPI 101+				Team's RPI: 203	
RPI	S	Opponent	Score	RPI	S	Opponent	Score	RPI	S	Opponent	Score	RPI	S	Opponent	Score		
												101	A	SMU	36	61	
												122	A	TCU	48	77	
												176	H	Rice	49	52	
												183	A	Texas St.	66	53	
												195	A	New Orleans	57	63	
												210	H	Alabama St.	52	48	
												222	N	Presbyterian	74	62	
												229	H	Grambling	69	61	
												236	A	Southern U.	77	71	
												273	A	FIU	70	62	
												286	A	Mississippi Val.	74	75	
												288	A	Prairie View	70	62	
												288	H	Prairie View	73	51	
												289	A	UTEP	89	68	
												293	A	Ark.-Pine Bluff	45	49	
												295	A	A&M-Corpus Christi	61	64	
												307	A	Alcorn	57	53	
												337	A	Houston Baptist	50	34	
												348	H	Jackson St.	62	52	
												349	H	Alabama A&M	60	51	
LAST 12 Division I GAMES:																	
				288	H	Prairie View	73 51	229	H	Grambling	69 61						
				349	H	Alabama A&M	60 51	288	A	Prairie View	70 62						
				210	H	Alabama St.	52 48	236	A	Southern U.	77 71						
				286	A	Mississippi Val.	74 75	307	A	Alcorn	57 53						
				293	A	Ark.-Pine Bluff	45 49	273	A	FIU	70 62						
				348	H	Jackson St.	62 52	101	A	SMU	36 61						

Non-Div I Games:	P.R.-Bayamon	64	58
------------------	--------------	----	----

Texas Southern

Loss, Non-Conf, S Site, H Home A Away N Neutral

Average RPI Win:	238	WON-LOST	WINNING	LAST 10	STRENGTH OF	OPP. STRENGTH	TEAM	ADJ.	CONF.	ADJ CONF.
Average RPI Loss:	151	RECORD	PCT. RANK	GAMES	SCHEDULE	OF SCHEDULE	RPI	RPI	RPI	RPI
DIV. I ONLY	11- 9	148	6- 4	242	219	183	183	21	21	
DIV. I NON-CONF.	5- 5	165	2- 0	297	224	206	206	19	19	
TOTALS	RPI 1-25	RPI 26-50	W-L RECORDS	RPI 51-100	RPI 101-150	RPI 150+				
11- 9	0- 1	0- 0	OVERALL	1- 1	0- 3	10- 4				
6- 3	0- 0	0- 0	HOME	0- 1	0- 0	6- 2				
5- 6	0- 1	0- 0	AWAY	1- 0	0- 3	4- 2				
0- 0	0- 0	0- 0	NEUTRAL	0- 0	0- 0	0- 0				
5- 5	0- 1	0- 0	NON-CONFERENCE	0- 0	0- 2	5- 2				
3- 1	0- 0	0- 0	HOME	0- 0	0- 0	3- 1				
2- 4	0- 1	0- 0	AWAY	0- 0	0- 2	2- 1				
0- 0	0- 0	0- 0	NEUTRAL	0- 0	0- 0	0- 0				
6- 4	0- 0	0- 0	CONFERENCE	1- 1	0- 1	5- 2				
3- 2	0- 0	0- 0	HOME	0- 1	0- 0	3- 1				
3- 2	0- 0	0- 0	AWAY	1- 0	0- 1	2- 1				
0- 0	0- 0	0- 0	NEUTRAL	0- 0	0- 0	0- 0				

RPI 1-25				RPI 26-50				RPI 51-100				RPI 101+ Team's RPI: 183			
RPI	S	Opponent	Score	RPI	S	Opponent	Score	RPI	S	Opponent	Score	RPI	S	Opponent	Score
9	A	Baylor	24 90					77	A	UT Arlington	75 69	101	A	SMU	56 64
								77	H	UT Arlington	39 61	104	A	Troy	54 65
												150	A	UTSA	47 72
												170	A	Houston	61 56
												185	A	Appalachian St.	53 37
												185	H	Appalachian St.	64 66
												191	H	Louisiana	62 40
												201	A	North Texas	59 58
												203	H	Texas Southern	53 66
												239	A	Coastal Caro.	48 64
												239	H	Coastal Caro.	83 62
												248	A	South Ala.	57 44
												288	A	Prairie View	60 64
												295	H	A&M-Corpus Christi	57 50
												332	H	La.-Monroe	63 50
												334	H	Incarnate Word	67 50
												342	H	Sam Houston St.	69 46
LAST 12 Division I GAMES:															
77	A	UT Arlington	75 69	104	A	Troy	54 65								
239	A	Coastal Caro.	48 64	77	H	UT Arlington	39 61								
185	A	Appalachian St.	53 37	185	H	Appalachian St.	64 66								
191	H	Louisiana	62 40	239	H	Coastal Caro.	83 62								
332	H	La.-Monroe	63 50	201	A	North Texas	59 58								
248	A	South Ala.	57 44	342	H	Sam Houston St.	69 46								

Non-Div I Games: St. Edward's 51 65

Texas St.

Average RPI Win:	142	WON-LOST	WINNING	LAST 10	STRENGTH OF	OPP. STRENGTH	TEAM	ADJ.	CONF.	ADJ CONF.
Average RPI Loss:	48	RECORD	PCT. RANK	GAMES	SCHEDULE	OF SCHEDULE	RPI	RPI	RPI	RPI
DIV. I ONLY	11- 12	183	2- 8	11	25	76	76	4	4	
DIV. I NON-CONF.	8- 3	67	0- 0	30	121	32	32	3	3	
TOTALS	RPI 1-25	RPI 26-50	W-L RECORDS	RPI 51-100	RPI 101-150	RPI 150+				
11- 12	0- 8	0- 0	OVERALL	4- 1	3- 3	4- 0				
10- 3	0- 3	0- 0	HOME	4- 0	2- 0	4- 0				
0- 9	0- 5	0- 0	AWAY	0- 1	0- 3	0- 0				
1- 0	0- 0	0- 0	NEUTRAL	0- 0	1- 0	0- 0				
8- 3	0- 2	0- 0	NON-CONFERENCE	1- 0	3- 1	4- 0				
7- 0	0- 0	0- 0	HOME	1- 0	2- 0	4- 0				
0- 3	0- 2	0- 0	AWAY	0- 0	0- 1	0- 0				
1- 0	0- 0	0- 0	NEUTRAL	0- 0	1- 0	0- 0				
3- 9	0- 6	0- 0	CONFERENCE	3- 1	0- 2	0- 0				
3- 3	0- 3	0- 0	HOME	3- 0	0- 0	0- 0				
0- 6	0- 3	0- 0	AWAY	0- 1	0- 2	0- 0				
0- 0	0- 0	0- 0	NEUTRAL	0- 0	0- 0	0- 0				

RPI 1-25				RPI 26-50				RPI 51-100				RPI 101+			
RPI	S	Opponent	Score	RPI	S	Opponent	Score	RPI	S	Opponent	Score	RPI	S	Opponent	Score
7	A	Texas	47 67					59	A	West Virginia	79 89	106	H	Central Ark.	79 45
7	H	Texas	57 77					59	H	West Virginia	75 66	120	N	Fordham	59 50
9	H	Baylor	61 79					68	H	Oklahoma St.	70 65	122	A	TCU	62 76
16	A	Oklahoma	45 66					72	H	Iowa St.	75 66	124	A	Arkansas	60 66
19	A	Texas A&M	90 98					77	H	UT Arlington	79 60	138	H	North Dakota	90 80
20	A	Miami (FL)	56 74									149	A	Kansas	60 66
22	A	Kansas St.	54 68									154	H	New Mexico	69 58
22	H	Kansas St.	53 65									170	H	Houston	84 60
												288	H	Prairie View	85 43
												307	H	Alcorn	90 37
LAST 12 Division I GAMES:															
122	A	TCU	62 76	16	A	Oklahoma	45 66								
9	H	Baylor	61 79	59	H	West Virginia	75 66								
22	H	Kansas St.	53 65	22	A	Kansas St.	54 68								
149	A	Kansas	60 66	72	H	Iowa St.	75 66								
59	A	West Virginia	79 89	68	H	Oklahoma St.	70 65								
7	H	Texas	57 77	7	A	Texas	47 67								

Non-Div I Games:

Texas Tech

■ Loss, 
 ■ Non-Conf, S Site, 
 ■ Home 
 ■ Away 
 N Neutral

Average RPI Win:	191	WON-LOST	WINNING	LAST 10	STRENGTH OF	OPP. STRENGTH	TEAM	ADJ.	CONF.	ADJ CONF.
Average RPI Loss:	62	RECORD	PCT. RANK	GAMES	SCHEDULE	OF SCHEDULE	RPI	RPI	RPI	RPI
DIV. I ONLY	14- 7	81	6- 4	68	111	71	71	10	10	
DIV. I NON-CONF.	8- 2	49	1- 0	230	65	89	89	11	11	
TOTALS	RPI 1-25	RPI 26-50	W-L RECORDS	RPI 51-100	RPI 101-150	RPI 150+				
14- 7	0- 2	0- 2	OVERALL	4- 1	1- 2	9- 0				
7- 4	0- 1	0- 1	HOME	2- 1	1- 1	4- 0				
6- 2	0- 0	0- 1	AWAY	2- 0	0- 1	4- 0				
1- 1	0- 1	0- 0	NEUTRAL	0- 0	0- 0	1- 0				
8- 2	0- 2	0- 0	NON-CONFERENCE	1- 0	1- 0	6- 0				
4- 1	0- 1	0- 0	HOME	0- 0	1- 0	3- 0				
3- 0	0- 0	0- 0	AWAY	1- 0	0- 0	2- 0				
1- 1	0- 1	0- 0	NEUTRAL	0- 0	0- 0	1- 0				
6- 5	0- 0	0- 2	CONFERENCE	3- 1	0- 2	3- 0				
3- 3	0- 0	0- 1	HOME	2- 1	0- 1	1- 0				
3- 2	0- 0	0- 1	AWAY	1- 0	0- 1	2- 0				
0- 0	0- 0	0- 0	NEUTRAL	0- 0	0- 0	0- 0				

RPI	S	Opponent	Score	RPI	S	Opponent	Score	RPI	S	Opponent	Score	RPI	S	Opponent	Score
2	H	Notre Dame	68 85	44	A	Ohio	55 61	57	A	Dayton	76 72	110	A	Kent St.	60 70
11	N	UCLA	73 75	44	H	Ohio	55 64	62	A	Buffalo	73 64	137	H	Ball St.	45 51
								62	H	Buffalo	85 63	148	H	Detroit	72 66
								64	H	Central Mich.	74 72	174	A	Western Mich.	72 66
								88	H	Northern Ill.	73 77	194	A	Cleveland St.	92 59
												216	H	Miami (OH)	64 50
												224	H	St. Bonaventure	74 50
												271	A	Eastern Mich.	66 49
												284	N	Davidson	76 41
												295	A	A&M-Corpus Christi	76 60
												296	H	Rhode Island	65 50
												325	H	Ill.-Chicago	79 51
LAST 12 Division I GAMES:															
174	A	Western Mich.	72 66	88	H	Northern Ill.	73 77								
44	A	Ohio	55 61	62	A	Buffalo	73 64								
62	H	Buffalo	85 63	216	H	Miami (OH)	64 50								
64	H	Central Mich.	74 72	271	A	Eastern Mich.	66 49								
110	A	Kent St.	60 70	137	H	Ball St.	45 51								
44	H	Ohio	55 64	148	H	Detroit	72 66								

Non-Div I Games: Madonna 99 47

Toledo

Average RPI Win:	193	WON-LOST	WINNING	LAST 10	STRENGTH OF	OPP. STRENGTH	TEAM	ADJ.	CONF.	ADJ CONF.
Average RPI Loss:	127	RECORD	PCT. RANK	GAMES	SCHEDULE	OF SCHEDULE	RPI	RPI	RPI	RPI
DIV. I ONLY	11- 11	169	4- 6	139	142	166	166	8	8	
DIV. I NON-CONF.	7- 4	114	1- 0	218	290	164	164	8	8	
TOTALS	RPI 1-25	RPI 26-50	W-L RECORDS	RPI 51-100	RPI 101-150	RPI 150+				
11- 11	0- 1	2- 2	OVERALL	1- 1	1- 2	7- 5				
8- 4	0- 0	1- 1	HOME	1- 0	1- 2	5- 1				
3- 7	0- 1	1- 1	AWAY	0- 1	0- 0	2- 4				
0- 0	0- 0	0- 0	NEUTRAL	0- 0	0- 0	0- 0				
7- 4	0- 1	0- 1	NON-CONFERENCE	1- 0	0- 1	6- 1				
5- 2	0- 0	0- 1	HOME	1- 0	0- 1	4- 0				
2- 2	0- 1	0- 0	AWAY	0- 0	0- 0	2- 1				
0- 0	0- 0	0- 0	NEUTRAL	0- 0	0- 0	0- 0				
4- 7	0- 0	2- 1	CONFERENCE	0- 1	1- 1	1- 4				
3- 2	0- 0	1- 0	HOME	0- 0	1- 1	1- 1				
1- 5	0- 0	1- 1	AWAY	0- 1	0- 0	0- 3				
0- 0	0- 0	0- 0	NEUTRAL	0- 0	0- 0	0- 0				

RPI	S	Opponent	Score	RPI	S	Opponent	Score	RPI	S	Opponent	Score	RPI	S	Opponent	Score	Team's RPI: 166
18	A	Maryland	63 97	29	A	Elon	55 83	70	A	Drexel	48 58	116	H	Delaware	67 73	
				42	A	James Madison	60 55	91	H	Cornell	68 63	127	H	Rider	75 79	
				42	H	James Madison	54 51					133	H	William & Mary	64 60	
				46	H	Georgetown	59 75					163	H	George Mason	79 75	
												177	A	Col. of Charleston	54 59	
												177	H	Col. of Charleston	61 59	
												180	H	Hofstra	61 70	
												184	A	Northeastern	64 72	
												221	A	UNCW	56 59	
												230	A	UMBC	59 48	
												231	A	Colgate	71 76	
												269	H	Norfolk St.	61 58	
												294	H	Coppin St.	69 65	
												340	H	UMass Lowell	90 56	
												343	A	Wagner	69 40	
LAST 12 Division I GAMES:																
177	A	Col. of Charleston	54 59	177	H	Col. of Charleston	61 59									
29	A	Elon	55 83	180	H	Hofstra	61 70									
116	H	Delaware	67 73	42	H	James Madison	54 51									
221	A	UNCW	56 59	184	A	Northeastern	64 72									
42	A	James Madison	60 55	70	A	Drexel	48 58									
133	H	William & Mary	64 60	269	H	Norfolk St.	61 58									

Non-Div I Games:

Towson

■ Loss, 
■ Non-Conf, 
■ S Site, 
■ H Home 
■ A Away 
N Neutral

Average RPI Win: <b>220</b>	WON-LOST	WINNING	LAST 10	STRENGTH OF	OPP. STRENGTH	TEAM	ADJ.	CONF.	ADJ CONF.
Average RPI Loss: <b>110</b>	RECORD	PCT. RANK	GAMES	SCHEDULE	OF SCHEDULE	RPI	RPI	RPI	RPI
DIV. I ONLY	13- 6	78	8- 2	207	143	104	104	21	21
DIV. I NON-CONF.	5- 4	143	0- 1	156	43	110	110	19	19
TOTALS	RPI 1-25	RPI 26-50	W-L RECORDS	RPI 51-100	RPI 101-150	RPI 150+			
13- 6	0- 1	0- 2	OVERALL	3- 1	0- 0	10- 2			
6- 2	0- 0	0- 0	HOME	2- 0	0- 0	4- 2			
5- 4	0- 0	0- 0	AWAY	0- 0	0- 0	5- 0			
2- 0	0- 0	0- 0	NEUTRAL	1- 0	0- 0	1- 0			
5- 4	0- 1	0- 1	NON-CONFERENCE	2- 1	0- 0	3- 1			
2- 1	0- 0	0- 0	HOME	1- 0	0- 0	1- 1			
1- 3	0- 1	0- 1	AWAY	0- 1	0- 0	1- 0			
2- 0	0- 0	0- 0	NEUTRAL	1- 0	0- 0	1- 0			
8- 2	0- 0	0- 1	CONFERENCE	1- 0	0- 0	7- 1			
4- 1	0- 0	0- 0	HOME	1- 0	0- 0	3- 1			
4- 1	0- 0	0- 1	AWAY	0- 0	0- 0	4- 0			
0- 0	0- 0	0- 0	NEUTRAL	0- 0	0- 0	0- 0			

RPI 1-25				RPI 26-50				RPI 51-100				RPI 101+ Team's RPI: 104			
RPI	S	Opponent	Score	RPI	S	Opponent	Score	RPI	S	Opponent	Score	RPI	S	Opponent	Score
14	A	Tennessee	84 <b>110</b>	28	A	Auburn	52 <b>61</b>	66	N	Villanova	93 85	183	H	Texas St.	65 54
				48	A	Little Rock	74 <b>77</b>	77	H	UT Arlington	85 68	204	H	UAB	77 <b>81</b>
								79	H	Belmont	91 74	210	H	Alabama St.	95 66
								83	A	Jacksonville	70 <b>77</b>	248	A	South Ala.	73 57
												248	H	South Ala.	75 71
												258	A	Ga. Southern	89 86
												258	H	Ga. Southern	77 67
												283	A	Georgia St.	87 69
												283	H	Georgia St.	65 <b>68</b>
												306	A	Nicholls St.	100 75
												317	N	Loyola Chicago	91 67
												324	A	Arkansas St.	83 75
LAST 12 Division I GAMES:															
248	H	South Ala.	75 71	183	H	Texas St.	65 54								
283	H	Georgia St.	65 <b>68</b>	258	A	Ga. Southern	89 86								
258	H	Ga. Southern	77 67	283	A	Georgia St.	87 69								
324	A	Arkansas St.	83 75	248	A	South Ala.	73 57								
48	A	Little Rock	74 <b>77</b>	14	A	Tennessee	84 <b>110</b>								
77	H	UT Arlington	85 68	204	H	UAB	77 <b>81</b>								

Non-Div I Games: Armstrong St. 118 72 Thomas (GA) 110 55

Troy

Tulane

Through Games Of Feb. 8, 2017

Average RPI Win:	148	WON-LOST	WINNING	LAST 10	STRENGTH OF	OPP. STRENGTH	TEAM	ADJ.	CONF.	ADJ CONF.
Average RPI Loss:	38	RECORD	PCT. RANK	GAMES	SCHEDULE	OF SCHEDULE	RPI	RPI	RPI	RPI
DIV. I ONLY	15- 8	91	6- 4	42	38	39	39	5	5	
DIV. I NON-CONF.	9- 4	85	2- 0	58	31	47	47	5	5	
TOTALS	RPI 1-25	RPI 26-50	W-L RECORDS	RPI 51-100	RPI 101-150	RPI 150+				
15- 8	0- 4	2- 2	OVERALL	0- 1	7- 1	6- 0				
9- 2	0- 1	2- 1	HOME	0- 0	4- 0	3- 0				
5- 5	0- 2	0- 1	AWAY	0- 1	3- 1	2- 0				
1- 1	0- 1	0- 0	NEUTRAL	0- 0	0- 0	1- 0				
9- 4	0- 1	2- 1	NON-CONFERENCE	0- 1	4- 1	3- 0				
7- 0	0- 0	2- 0	HOME	0- 0	3- 0	2- 0				
1- 3	0- 0	0- 1	AWAY	0- 1	1- 1	0- 0				
1- 1	0- 1	0- 0	NEUTRAL	0- 0	0- 0	1- 0				
6- 4	0- 3	0- 1	CONFERENCE	0- 0	3- 0	3- 0				
2- 2	0- 1	0- 1	HOME	0- 0	1- 0	1- 0				
4- 2	0- 2	0- 0	AWAY	0- 0	2- 0	2- 0				
0- 0	0- 0	0- 0	NEUTRAL	0- 0	0- 0	0- 0				

RPI	S	Opponent	Score	RPI	S	Opponent	Score	RPI	S	Opponent	Score	RPI	S	Opponent	Score
1	A	UConn	56 100	26	A	LSU	51 69	89	A	Middle Tenn.	59 62	101	A	SMU	71 59
4	N	Mississippi St.	49 66	27	H	South Fla.	53 62					108	A	Vanderbilt	63 74
23	A	Temple	71 86	28	H	Auburn	61 59					121	H	Southern Miss.	86 67
23	H	Temple	50 76	36	H	North Carolina St.	63 58					123	H	Maine	77 62
LAST 12 Division I GAMES:															
23	H	Temple	50 76	101	A	SMU	71 59					170	H	Houston	82 56
170	A	Houston	57 49	23	A	Temple	71 86					229	H	Grambling	79 56
152	A	Cincinnati	74 68	27	H	South Fla.	53 62					265	H	McNeese	82 65
130	H	Tulsa	70 65	135	A	East Carolina	61 45					271	N	Eastern Mich.	62 50
1	A	UConn	56 100	123	H	Maine	77 62								
170	H	Houston	82 56	28	H	Auburn	61 59								

Non-Div I Games:

Tulane

Loss, Non-Conf, S Site, H Home A Away N Neutral

Average RPI Win:	165	WON-LOST	WINNING	LAST 10	STRENGTH OF	OPP. STRENGTH	TEAM	ADJ.	CONF.	ADJ CONF.
Average RPI Loss:	82	RECORD	PCT. RANK	GAMES	SCHEDULE	OF SCHEDULE	RPI	RPI	RPI	RPI
DIV. I ONLY	8- 16	260	4- 6	31	59	130	130	5	5	
DIV. I NON-CONF.	4- 9	248	0- 1	97	120	195	195	5	5	
TOTALS	RPI 1-25	RPI 26-50	W-L RECORDS	RPI 51-100	RPI 101-150	RPI 150+				
8- 16	0- 6	0- 3	OVERALL	0- 2	4- 2	4- 3				
5- 5	0- 2	0- 1	HOME	0- 1	3- 1	2- 0				
3- 10	0- 4	0- 2	AWAY	0- 0	1- 1	2- 3				
0- 1	0- 0	0- 0	NEUTRAL	0- 1	0- 0	0- 0				
4- 9	0- 2	0- 1	NON-CONFERENCE	0- 2	1- 2	3- 2				
2- 3	0- 0	0- 1	HOME	0- 1	1- 1	1- 0				
2- 5	0- 2	0- 0	AWAY	0- 0	0- 1	2- 2				
0- 1	0- 0	0- 0	NEUTRAL	0- 1	0- 0	0- 0				
4- 7	0- 4	0- 2	CONFERENCE	0- 0	3- 0	1- 1				
3- 2	0- 2	0- 0	HOME	0- 0	2- 0	1- 0				
1- 5	0- 2	0- 2	AWAY	0- 0	1- 0	0- 1				
0- 0	0- 0	0- 0	NEUTRAL	0- 0	0- 0	0- 0				

RPI 1-25				RPI 26-50				RPI 51-100				RPI 101+ Team's RPI: 130			
RPI	S	Opponent	Score	RPI	S	Opponent	Score	RPI	S	Opponent	Score	RPI	S	Opponent	Score
1	A	UConn	50 96	27	A	South Fla.	68 84	60	H	South Dakota	68 71	101	H	SMU	66 59
1	H	UConn	58 98	39	A	Tulane	65 70	95	N	BYU	56 71	114	H	Saint Louis	70 64
16	A	Oklahoma	68 85	48	H	Little Rock	58 63					124	H	Arkansas	50 57
22	A	Kansas St.	62 82									134	A	Oral Roberts	68 76
23	A	Temple	43 70									135	H	East Carolina	100 92
23	H	Temple	49 58									136	A	UCF	73 62
												154	A	New Mexico	67 64
												165	H	Memphis	57 52
												170	A	Houston	66 71
												199	A	Indiana St.	68 72
												201	H	North Texas	63 58
												310	A	UMKC	80 70
												324	A	Arkansas St.	80 83
LAST 12 Division I GAMES:															
23	A	Temple	43 70	1	H	UConn	58 98								
1	A	UConn	50 96	23	H	Temple	49 58								
135	H	East Carolina	100 92	27	A	South Fla.	68 84								
101	H	SMU	66 59	165	H	Memphis	57 52								
39	A	Tulane	65 70	170	A	Houston	66 71								
136	A	UCF	73 62	199	A	Indiana St.	68 72								

Non-Div I Games:

Tulsa



UAB										
Average RPI Win:	247	WON-LOST	WINNING	LAST 10	STRENGTH OF	OPP. STRENGTH	TEAM	ADJ.	CONF.	ADJ CONF.
Average RPI Loss:	125	RECORD	PCT. RANK	GAMES	SCHEDULE	OF SCHEDULE	RPI	RPI	RPI	RPI
DIV. I ONLY	10- 11	194	4- 6	179	162	204	204	14	14	
DIV. I NON-CONF.	6- 4	126	0- 0	106	211	104	104	16	16	
<hr/>										
TOTALS	RPI 1-25	RPI 26-50	W-L RECORDS	RPI 51-100	RPI 101-150	RPI 150+				
10- 11	0- 2	0- 0	OVERALL	0- 3	1- 2	9- 4				
7- 5	0- 1	0- 0	HOME	0- 2	0- 1	7- 1				
2- 6	0- 1	0- 0	AWAY	0- 1	1- 1	1- 3				
1- 0	0- 0	0- 0	NEUTRAL	0- 0	0- 0	1- 0				
6- 4	0- 2	0- 0	NON-CONFERENCE	0- 1	1- 0	5- 1				
3- 2	0- 1	0- 0	HOME	0- 1	0- 0	3- 0				
2- 2	0- 1	0- 0	AWAY	0- 0	1- 0	1- 1				
1- 0	0- 0	0- 0	NEUTRAL	0- 0	0- 0	1- 0				
4- 7	0- 0	0- 0	CONFERENCE	0- 2	0- 2	4- 3				
4- 3	0- 0	0- 0	HOME	0- 1	0- 1	4- 1				
0- 4	0- 0	0- 0	AWAY	0- 1	0- 1	0- 2				
0- 0	0- 0	0- 0	NEUTRAL	0- 0	0- 0	0- 0				

RPI 1-25				RPI 26-50				RPI 51-100				RPI 101+ Team's RPI: 204			
RPI	S	Opponent	Score	RPI	S	Opponent	Score	RPI	S	Opponent	Score	RPI	S	Opponent	Score
5	H	Florida St.	47 93					79	H	Belmont	58 72	104	A	Troy	81 77
15	A	DePaul	80 90					82	A	Western Ky.	48 60	121	A	Southern Miss.	59 64
								89	H	Middle Tenn.	61 64	150	H	UTSA	67 82
												160	A	Louisiana Tech	63 64
												176	H	Rice	62 61
												179	A	Southern Ill.	64 49
												201	H	North Texas	58 59
												225	A	Samford	49 52
												246	A	Marshall	58 61
												248	H	South Ala.	66 41
												273	H	FIU	82 68
												286	H	Mississippi Val.	80 46
												289	H	UTEP	74 61
												290	H	High Point	75 66
												292	N	Gardner-Webb	59 49
												330	H	Fla. Atlantic	66 55
<hr/>															
LAST 12 Division I GAMES:															
150	H	UTSA	67 82	246	A	Marshall	58 61								
289	H	UTEP	74 61	82	A	Western Ky.	48 60								
121	A	Southern Miss.	59 64	176	H	Rice	62 61								
160	A	Louisiana Tech	63 64	201	H	North Texas	58 59								
273	H	FIU	82 68	89	H	Middle Tenn.	61 64								
330	H	Fla. Atlantic	66 55	248	H	South Ala.	66 41								

Non-Div I Games: Miles 106 48

UAB

■ Loss, 
 ■ Non-Conf, 
 ■ S Site, 
 ■ H Home 
 ■ A Away 
 N Neutral

Average RPI Win:	226	WON-LOST	WINNING	LAST 10	STRENGTH OF	OPP. STRENGTH	TEAM	ADJ.	CONF.	ADJ CONF.
Average RPI Loss:	81	RECORD	PCT. RANK	GAMES	SCHEDULE	OF SCHEDULE	RPI	RPI	RPI	RPI
DIV. I ONLY	16- 6	52	8- 2	209	155	100	100	25	25	
DIV. I NON-CONF.	8- 4	97	1- 1	98	70	66	66	24	24	
TOTALS	RPI 1-25	RPI 26-50	W-L RECORDS	RPI 51-100	RPI 101-150	RPI 150+				
16- 6	0- 2	0- 0	OVERALL	1- 1	3- 2	12- 1				
8- 2	0- 0	0- 0	HOME	1- 0	1- 1	6- 1				
8- 3	0- 2	0- 0	AWAY	0- 0	2- 1	6- 0				
0- 1	0- 0	0- 0	NEUTRAL	0- 1	0- 0	0- 0				
8- 4	0- 2	0- 0	NON-CONFERENCE	1- 1	3- 0	4- 1				
4- 1	0- 0	0- 0	HOME	1- 0	1- 0	2- 1				
4- 2	0- 2	0- 0	AWAY	0- 0	2- 0	2- 0				
0- 1	0- 0	0- 0	NEUTRAL	0- 1	0- 0	0- 0				
8- 2	0- 0	0- 0	CONFERENCE	0- 0	0- 2	8- 0				
4- 1	0- 0	0- 0	HOME	0- 0	0- 1	4- 0				
4- 1	0- 0	0- 0	AWAY	0- 0	0- 1	4- 0				
0- 0	0- 0	0- 0	NEUTRAL	0- 0	0- 0	0- 0				

RPI 1-25				RPI 26-50				RPI 51-100				RPI 101+			
RPI	S	Opponent	Score	RPI	S	Opponent	Score	RPI	S	Opponent	Score	RPI	S	Opponent	Score
6	A	Oregon St.	52 93					61	H	Montana St.	70 62	102	A	Long Beach St.	62 64
12	A	Stanford	42 68					83	N	Jacksonville	54 61	102	H	Long Beach St.	51 64
												128	H	St. Mary's (CA)	68 66
												136	A	UCF	77 71
												145	A	San Francisco	78 58
												157	H	UC Riverside	72 55
												180	H	Hofstra	60 64
												198	H	CSUN	81 65
												208	A	Pacific	95 87
												243	A	UC Santa Barbara	62 48
												249	H	Hawaii	70 55
												259	H	San Diego St.	75 55
												270	A	Cal Poly	61 53
												278	H	Portland	66 52
												279	A	Sacramento St.	110 78
												326	A	UC Irvine	89 48
												338	A	Cal St. Fullerton	70 51
												338	H	Cal St. Fullerton	59 39
LAST 12 Division I GAMES:															
243	A	UC Santa Barbara	62 48	198	H	CSUN	81 65								
270	A	Cal Poly	61 53	102	H	Long Beach St.	51 64								
338	H	Cal St. Fullerton	59 39	249	H	Hawaii	70 55								
157	H	UC Riverside	72 55	326	A	UC Irvine	89 48								
102	A	Long Beach St.	62 64	83	N	Jacksonville	54 61								
338	A	Cal St. Fullerton	70 51	136	A	UCF	77 71								

Non-Div I Games: Holy Names 91 51

UC Davis

■ Loss, 
 ■ Non-Conf, 
 ■ S Site, 
 ■ Home 
 ■ A Away 
 N Neutral

Average RPI Win:	<b>242</b>	WON-LOST	WINNING	LAST 10	STRENGTH OF	OPP. STRENGTH	TEAM	ADJ.	CONF.	ADJ CONF.
Average RPI Loss:	<b>187</b>	RECORD	PCT. RANK	GAMES	SCHEDULE	OF SCHEDULE	RPI	RPI	RPI	RPI
DIV. I ONLY	<b>2- 19</b>	<b>338</b>	<b>1- 8</b>	<b>200</b>	<b>274</b>	<b>326</b>	<b>326</b>	<b>25</b>	<b>25</b>	
DIV. I NON-CONF.	<b>1- 12</b>	<b>332</b>	<b>0- 3</b>	<b>190</b>	<b>293</b>	<b>321</b>	<b>321</b>	<b>24</b>	<b>24</b>	
TOTALS	RPI 1-25	RPI 26-50	W-L RECORDS	RPI 51-100	RPI 101-150	RPI 150+				
2- 19	0- 0	0- 0	OVERALL	0- 4	0- 2	2- 13				
1- 10	0- 0	0- 0	HOME	0- 3	0- 2	1- 5				
1- 8	0- 0	0- 0	AWAY	0- 1	0- 0	1- 7				
0- 1	0- 0	0- 0	NEUTRAL	0- 0	0- 0	0- 1				
1- 12	0- 0	0- 0	NON-CONFERENCE	0- 3	0- 1	1- 8				
0- 6	0- 0	0- 0	HOME	0- 2	0- 1	0- 3				
1- 5	0- 0	0- 0	AWAY	0- 1	0- 0	1- 4				
0- 1	0- 0	0- 0	NEUTRAL	0- 0	0- 0	0- 1				
1- 7	0- 0	0- 0	CONFERENCE	0- 1	0- 1	1- 5				
1- 4	0- 0	0- 0	HOME	0- 1	0- 1	1- 2				
0- 3	0- 0	0- 0	AWAY	0- 0	0- 0	0- 3				
0- 0	0- 0	0- 0	NEUTRAL	0- 0	0- 0	0- 0				

RPI S	Opponent	Score	RPI S	Opponent	Score	RPI S	Opponent	Score	RPI S	Opponent	Score	Team's RPI: 326
						74	H Southern California	45 <b>83</b>	102	H Long Beach St.	63 <b>68</b>	
						80	A Gonzaga	38 <b>102</b>	114	H Saint Louis	69 <b>79</b>	
						86	H UNLV	46 <b>62</b>	155	N Fresno St.	45 <b>63</b>	
						100	H UC Davis	48 <b>89</b>	157	A UC Riverside	58 <b>76</b>	
									157	H UC Riverside	58 <b>79</b>	
									187	A Utah St.	52 <b>66</b>	
									190	A Idaho St.	54 <b>65</b>	
									198	H CSUN	77 52	
									209	A Loyola Marymount	39 <b>58</b>	
									243	H UC Santa Barbara	60 <b>85</b>	
									249	A Hawaii	62 <b>79</b>	
									257	A Portland St.	73 <b>79</b>	
									276	H Southern Utah	58 <b>70</b>	
									279	H Sacramento St.	70 <b>78</b>	
									285	A Nevada	72 59	
									291	H CSU Bakersfield	66 <b>86</b>	
									338	A Cal St. Fullerton	53 <b>64</b>	
LAST 12 Division I GAMES:												
			102	H Long Beach St.	63 <b>68</b>		157	A UC Riverside	58 <b>76</b>			
			243	H UC Santa Barbara	60 <b>85</b>		100	H UC Davis	48 <b>89</b>			
			249	A Hawaii	62 <b>79</b>		74	H Southern California	45 <b>83</b>			
			157	H UC Riverside	58 <b>79</b>		276	H Southern Utah	58 <b>70</b>			
			338	A Cal St. Fullerton	53 <b>64</b>		291	H CSU Bakersfield	66 <b>86</b>			
			198	H CSUN	77 52		86	H UNLV	46 <b>62</b>			

Non-Div I Games: Concordia (CA) 92 61

UC Irvine

■ Loss, 
 ■ Non-Conf, S Site, 
 ■ Home 
 ■ Away 
 N Neutral

## UC Riverside

Through Games Of Feb. 8, 2017

Average RPI Win:	265	WON-LOST	WINNING	LAST 10	STRENGTH OF	OPP. STRENGTH	TEAM	ADJ.	CONF.	ADJ CONF.
Average RPI Loss:	101	RECORD	PCT. RANK	GAMES	SCHEDULE	OF SCHEDULE	RPI	RPI	RPI	RPI
DIV. I ONLY	13- 10	135	7- 3	232	174	157	157	25	25	
DIV. I NON-CONF.	6- 7	182	0- 2	123	123	146	146	24	24	
TOTALS	RPI 1-25	RPI 26-50	W-L RECORDS	RPI 51-100	RPI 101-150	RPI 150+				
13- 10	0- 0	0- 2	OVERALL	0- 4	0- 3	13- 1				
7- 2	0- 0	0- 0	HOME	0- 1	0- 1	7- 0				
5- 8	0- 0	0- 2	AWAY	0- 3	0- 2	5- 1				
1- 0	0- 0	0- 0	NEUTRAL	0- 0	0- 0	1- 0				
6- 7	0- 0	0- 2	NON-CONFERENCE	0- 3	0- 2	6- 0				
3- 2	0- 0	0- 0	HOME	0- 1	0- 1	3- 0				
2- 5	0- 0	0- 2	AWAY	0- 2	0- 1	2- 0				
1- 0	0- 0	0- 0	NEUTRAL	0- 0	0- 0	1- 0				
7- 3	0- 0	0- 0	CONFERENCE	0- 1	0- 1	7- 1				
4- 0	0- 0	0- 0	HOME	0- 0	0- 0	4- 0				
3- 3	0- 0	0- 0	AWAY	0- 1	0- 1	3- 1				
0- 0	0- 0	0- 0	NEUTRAL	0- 0	0- 0	0- 0				

RPI S	Opponent	Score	RPI S	Opponent	Score	RPI S	Opponent	Score	RPI S	Opponent	Score	Team's RPI: 157
30	A Missouri	62 68	60	H South Dakota	55 61	102	A Long Beach St.	51 55				
40	A California	56 71	74	A Southern California	49 67	119	H Penn	55 71				
			93	A FGCU	45 60	149	A Kansas	84 90				
			100	A UC Davis	55 72	209	A Loyola Marymount	75 72				
						215	H Seattle U	58 54				
						223	H Grand Canyon	77 64				
						225	N Samford	51 48				
						243	A UC Santa Barbara	54 58				
						249	A Hawaii	79 59				
						249	H Hawaii	63 45				
						259	H San Diego St.	72 44				
						270	A Cal Poly	72 69				
						270	H Cal Poly	68 59				
						291	A CSU Bakersfield	71 66				
						326	A UC Irvine	79 58				
						326	H UC Irvine	76 58				
						338	H Cal St. Fullerton	68 45				
LAST 12 Division I GAMES:												
249	A Hawaii	79 59	326	A UC Irvine	79 58							
270	A Cal Poly	72 69	243	A UC Santa Barbara	54 58							
249	H Hawaii	63 45	270	H Cal Poly	68 59							
102	A Long Beach St.	51 55	326	H UC Irvine	76 58							
100	A UC Davis	55 72	119	H Penn	55 71							
338	H Cal St. Fullerton	68 45	93	A FGCU	45 60							

Non-Div I Games:

UC Riverside

■ Loss, 
 ■ Non-Conf, 
 ■ S Site, 
 ■ H Home 
 ■ A Away 
 N Neutral

Average RPI Win:	259	WON-LOST	WINNING	LAST 10	STRENGTH OF	OPP. STRENGTH	TEAM	ADJ.	CONF.	ADJ CONF.
Average RPI Loss:	169	RECORD	PCT. RANK	GAMES	SCHEDULE	OF SCHEDULE	RPI	RPI	RPI	RPI
DIV. I ONLY	11- 11	169	6- 4	324	168	243	243	25	25	
DIV. I NON-CONF.	5- 8	218	2- 1	314	117	281	281	24	24	
TOTALS	RPI 1-25	RPI 26-50	W-L RECORDS	RPI 51-100	RPI 101-150	RPI 150+				
11- 11	0- 1	0- 0	OVERALL	0- 2	1- 0	10- 8				
6- 4	0- 1	0- 0	HOME	0- 1	1- 0	5- 2				
3- 7	0- 0	0- 0	AWAY	0- 1	0- 0	3- 6				
2- 0	0- 0	0- 0	NEUTRAL	0- 0	0- 0	2- 0				
5- 8	0- 1	0- 0	NON-CONFERENCE	0- 1	0- 0	5- 6				
2- 3	0- 1	0- 0	HOME	0- 0	0- 0	2- 2				
1- 5	0- 0	0- 0	AWAY	0- 1	0- 0	1- 4				
2- 0	0- 0	0- 0	NEUTRAL	0- 0	0- 0	2- 0				
6- 3	0- 0	0- 0	CONFERENCE	0- 1	1- 0	5- 2				
4- 1	0- 0	0- 0	HOME	0- 1	1- 0	3- 0				
2- 2	0- 0	0- 0	AWAY	0- 0	0- 0	2- 2				
0- 0	0- 0	0- 0	NEUTRAL	0- 0	0- 0	0- 0				

RPI 1-25				RPI 26-50				RPI 51-100				RPI 101+ Team's RPI: 243			
RPI	S	Opponent	Score	RPI	S	Opponent	Score	RPI	S	Opponent	Score	RPI	S	Opponent	Score
11	H	UCLA	52 71					72	A	Iowa St.	60 77	102	H	Long Beach St.	65 60
								100	H	UC Davis	48 62	151	H	Yale	60 64
												155	A	Fresno St.	50 49
												157	H	UC Riverside	58 54
												158	H	Santa Clara	58 69
												198	A	CSUN	61 75
												209	A	Loyola Marymount	55 57
												215	A	Seattle U	53 58
												217	A	San Diego	63 77
												249	H	Hawaii	74 62
												259	A	San Diego St.	70 84
												270	A	Cal Poly	67 78
												281	N	North Dakota St.	66 59
												295	N	A&M-Corpus Christi	66 60
												297	H	Northern Ariz.	60 51
												308	H	Pepperdine	66 57
												326	A	UC Irvine	85 60
												338	A	Cal St. Fullerton	56 49
												338	H	Cal St. Fullerton	57 37
LAST 12 Division I GAMES:															
100	H	UC Davis	48 62	157	H	UC Riverside	58 54								
338	H	Cal St. Fullerton	57 37	338	A	Cal St. Fullerton	56 49								
326	A	UC Irvine	85 60	270	A	Cal Poly	67 78								
198	A	CSUN	61 75	151	H	Yale	60 64								
249	H	Hawaii	74 62	281	N	North Dakota St.	66 59								
102	H	Long Beach St.	65 60	295	N	A&M-Corpus Christi	66 60								

Non-Div I Games:

UC Santa Barbara

■ Loss, 
■ Non-Conf, 
■ S Site, 
■ H Home 
■ A Away 
N Neutral

Average RPI Win:	214	WON-LOST	WINNING	LAST 10	STRENGTH OF	OPP. STRENGTH	TEAM	ADJ.	CONF.	ADJ CONF.
Average RPI Loss:	102	RECORD	PCT. RANK	GAMES	SCHEDULE	OF SCHEDULE	RPI	RPI	RPI	RPI
DIV. I ONLY	14- 9	114	4- 6	189	102	136	136	5	5	
DIV. I NON-CONF.	10- 3	54	1- 1	226	243	108	108	5	5	
TOTALS	RPI 1-25	RPI 26-50	W-L RECORDS	RPI 51-100	RPI 101-150	RPI 150+				
14- 9	0- 1	0- 1	OVERALL	0- 2	2- 2	12- 3				
8- 5	0- 1	0- 1	HOME	0- 1	1- 1	7- 1				
6- 4	0- 0	0- 0	AWAY	0- 1	1- 1	5- 2				
0- 0	0- 0	0- 0	NEUTRAL	0- 0	0- 0	0- 0				
10- 3	0- 0	0- 1	NON-CONFERENCE	0- 2	1- 0	9- 0				
6- 2	0- 0	0- 1	HOME	0- 1	1- 0	5- 0				
4- 1	0- 0	0- 0	AWAY	0- 1	0- 0	4- 0				
0- 0	0- 0	0- 0	NEUTRAL	0- 0	0- 0	0- 0				
4- 6	0- 1	0- 0	CONFERENCE	0- 0	1- 2	3- 3				
2- 3	0- 1	0- 0	HOME	0- 0	0- 1	2- 1				
2- 3	0- 0	0- 0	AWAY	0- 0	1- 1	1- 2				
0- 0	0- 0	0- 0	NEUTRAL	0- 0	0- 0	0- 0				

RPI 1-25				RPI 26-50				RPI 51-100				RPI 101+ Team's RPI: 136			
RPI	S	Opponent	Score	RPI	S	Opponent	Score	RPI	S	Opponent	Score	RPI	S	Opponent	Score
1	H	UConn	48 84	45	H	Virginia Tech	64 67	62	A	Buffalo	65 66	101	A	SMU	58 63
								100	H	UC Davis	71 77	127	H	Rider	49 30
												130	H	Tulsa	62 73
												135	A	East Carolina	54 42
												152	A	Cincinnati	57 63
												152	H	Cincinnati	64 44
												164	H	Omaha	81 41
												165	A	Memphis	59 65
												165	H	Memphis	62 65
												170	A	Houston	62 48
												170	H	Houston	85 59
												232	A	Butler	66 59
												241	H	Austin Peay	61 43
												247	H	Bethune-Cookman	70 43
												248	H	South Ala.	70 58
												258	A	Ga. Southern	74 54
												273	A	FIU	69 52
												284	A	Davidson	57 38
												292	H	Gardner-Webb	66 52
LAST 12 Division I GAMES:															
170	H	Houston	85 59	170	A	Houston	62 48								
101	A	SMU	58 63	165	H	Memphis	62 65								
165	A	Memphis	59 65	152	A	Cincinnati	57 63								
152	H	Cincinnati	64 44	1	H	UConn	48 84								
130	H	Tulsa	62 73	100	H	UC Davis	71 77								
135	A	East Carolina	54 42	164	H	Omaha	81 41								

Non-Div I Games:

UCF

■ Loss, 
 ■ Non-Conf, 
 S Site, 
 ■ Home 
 ■ Away 
 N Neutral

Average RPI Win:	119	WON-LOST	WINNING	LAST 10	STRENGTH OF	OPP. STRENGTH	TEAM	ADJ.	CONF.	ADJ CONF.
Average RPI Loss:	23	RECORD	PCT. RANK	GAMES	SCHEDULE	OF SCHEDULE	RPI	RPI	RPI	RPI
DIV. I ONLY	18- 5	26	7- 3	17	12	11	11	1	1	
DIV. I NON-CONF.	9- 2	37	0- 0	47	74	13	13	1	1	
TOTALS	RPI 1-25	RPI 26-50	W-L RECORDS	RPI 51-100	RPI 101-150	RPI 150+				
18- 5	4- 3	2- 1	OVERALL	5- 1	1- 0	6- 0				
12- 0	3- 0	1- 0	HOME	3- 0	1- 0	4- 0				
4- 5	1- 3	0- 1	AWAY	1- 1	0- 0	2- 0				
2- 0	0- 0	1- 0	NEUTRAL	1- 0	0- 0	0- 0				
9- 2	1- 2	1- 0	NON-CONFERENCE	1- 0	0- 0	6- 0				
5- 0	1- 0	0- 0	HOME	0- 0	0- 0	4- 0				
2- 2	0- 2	0- 0	AWAY	0- 0	0- 0	2- 0				
2- 0	0- 0	1- 0	NEUTRAL	1- 0	0- 0	0- 0				
9- 3	3- 1	1- 1	CONFERENCE	4- 1	1- 0	0- 0				
7- 0	2- 0	1- 0	HOME	3- 0	1- 0	0- 0				
2- 3	1- 1	0- 1	AWAY	1- 1	0- 0	0- 0				
0- 0	0- 0	0- 0	NEUTRAL	0- 0	0- 0	0- 0				

RPI 1-25				RPI 26-50				RPI 51-100				RPI 101+			
RPI	S	Opponent	Score	RPI	S	Opponent	Score	RPI	S	Opponent	Score	RPI	S	Opponent	Score
3	A	South Carolina	57 66	37	H	Oregon	79 63	53	A	Washington St.	73 82	125	H	Arizona	69 49
6	H	Oregon St.	66 56	40	A	California	77 80	67	H	Utah	67 56	208	H	Pacific	82 55
8	A	Washington	70 82	50	N	Iowa	78 65	71	N	Toledo	75 73	236	H	Southern U.	95 47
9	A	Baylor	70 84					74	A	Southern California	74 59	243	A	UC Santa Barbara	71 52
12	A	Stanford	85 76					74	H	Southern California	71 67	249	H	Hawaii	72 49
24	H	Michigan	84 64					91	H	Colorado	87 74	270	H	Cal Poly	80 64
25	H	Arizona St.	69 60									277	A	N.C. A&T	83 42
LAST 12 Division I GAMES:															
12	A	Stanford	85 76	37	H	Oregon	79 63								
40	A	California	77 80	6	H	Oregon St.	66 56								
125	H	Arizona	69 49	8	A	Washington	70 82								
25	H	Arizona St.	69 60	53	A	Washington St.	73 82								
74	H	Southern California	71 67	91	H	Colorado	87 74								
74	A	Southern California	74 59	67	H	Utah	67 56								

Non-Div I Games:

UCLA

Average RPI Win:	71	WON-LOST	WINNING	LAST 10	STRENGTH OF	OPP. STRENGTH	TEAM	ADJ.	CONF.	ADJ CONF.
Average RPI Loss:	0	RECORD	PCT. RANK	GAMES	SCHEDULE	OF SCHEDULE	RPI	RPI	RPI	RPI
DIV. I ONLY	23- 0	1	10- 0	2	1	1	1	1	5	5
DIV. I NON-CONF.	12- 0	1	1- 0	1	1	1	1	1	5	5
TOTALS	RPI 1-25	RPI 26-50	W-L RECORDS	RPI 51-100	RPI 101-150	RPI 150+				
23- 0	8- 0	4- 0	OVERALL	2- 0	6- 0	3- 0				
10- 0	2- 0	3- 0	HOME	2- 0	2- 0	1- 0				
12- 0	5- 0	1- 0	AWAY	0- 0	4- 0	2- 0				
1- 0	1- 0	0- 0	NEUTRAL	0- 0	0- 0	0- 0				
12- 0	7- 0	2- 0	NON-CONFERENCE	2- 0	0- 0	1- 0				
5- 0	2- 0	1- 0	HOME	2- 0	0- 0	0- 0				
6- 0	4- 0	1- 0	AWAY	0- 0	0- 0	1- 0				
1- 0	1- 0	0- 0	NEUTRAL	0- 0	0- 0	0- 0				
11- 0	1- 0	2- 0	CONFERENCE	0- 0	6- 0	2- 0				
5- 0	0- 0	2- 0	HOME	0- 0	2- 0	1- 0				
6- 0	1- 0	0- 0	AWAY	0- 0	4- 0	1- 0				
0- 0	0- 0	0- 0	NEUTRAL	0- 0	0- 0	0- 0				

RPI	S	Opponent	Score	RPI	S	Opponent	Score	RPI	S	Opponent	Score	RPI	S	Opponent	Score
2	A	Notre Dame	72 61	26	A	LSU	76 53	57	H	Dayton	98 65	101	A	SMU	88 48
5	A	Florida St.	78 76	27	H	South Fla.	102 37	90	H	Chattanooga	80 43	130	A	Tulsa	98 58
7	N	Texas	72 54	31	H	Ohio St.	82 63					130	H	Tulsa	96 50
9	H	Baylor	72 61	39	H	Tulane	100 56					135	A	East Carolina	91 44
15	H	DePaul	91 46									135	H	East Carolina	90 45
18	A	Maryland	87 81									136	A	UCF	84 48
22	A	Kansas St.	75 58									152	A	Cincinnati	96 49
23	A	Temple	97 69									170	H	Houston	91 42
												182	A	Nebraska	84 41
LAST 12 Division I GAMES:															
152	A	Cincinnati	96 49	130	A	Tulsa	98 58								
130	H	Tulsa	96 50	101	A	SMU	88 48								
23	A	Temple	97 69	27	H	South Fla.	102 37								
170	H	Houston	91 42	135	H	East Carolina	90 45								
135	A	East Carolina	91 44	136	A	UCF	84 48								
39	H	Tulane	100 56	18	A	Maryland	87 81								

Non-Div I Games:

UConn



Average RPI Win:	235	WON-LOST	WINNING	LAST 10	STRENGTH OF	OPP. STRENGTH	TEAM	ADJ.	CONF.	ADJ CONF.
Average RPI Loss:	169	RECORD	PCT. RANK	GAMES	SCHEDULE	OF SCHEDULE	RPI	RPI	RPI	RPI
DIV. I ONLY	10- 12	201	6- 4	241	235	230	230	22	22	
DIV. I NON-CONF.	4- 8	230	2- 0	272	277	289	289	22	22	
TOTALS	RPI 1-25	RPI 26-50	W-L RECORDS	RPI 51-100	RPI 101-150	RPI 150+				
10- 12	0- 1	0- 0	OVERALL	0- 2	3- 1	7- 8				
6- 6	0- 0	0- 0	HOME	0- 0	1- 0	5- 6				
3- 6	0- 1	0- 0	AWAY	0- 2	2- 1	1- 2				
1- 0	0- 0	0- 0	NEUTRAL	0- 0	0- 0	1- 0				
4- 8	0- 1	0- 0	NON-CONFERENCE	0- 1	1- 0	3- 6				
1- 5	0- 0	0- 0	HOME	0- 0	0- 0	1- 5				
2- 3	0- 1	0- 0	AWAY	0- 1	1- 0	1- 1				
1- 0	0- 0	0- 0	NEUTRAL	0- 0	0- 0	1- 0				
6- 4	0- 0	0- 0	CONFERENCE	0- 1	2- 1	4- 2				
5- 1	0- 0	0- 0	HOME	0- 0	1- 0	4- 1				
1- 3	0- 0	0- 0	AWAY	0- 1	1- 1	0- 1				
0- 0	0- 0	0- 0	NEUTRAL	0- 0	0- 0	0- 0				

RPI 1-25				RPI 26-50				RPI 51-100				RPI 101+ Team's RPI: 230			
RPI	S	Opponent	Score	RPI	S	Opponent	Score	RPI	S	Opponent	Score	RPI	S	Opponent	Score
18	A	Maryland	42 92					69	A	Virginia	30 56	123	A	Maine	40 72
								96	A	New Hampshire	50 60	123	H	Maine	66 62
												144	A	Columbia	67 56
												146	A	Albany (NY)	64 56
												166	H	Towson	48 59
												167	H	Hartford	73 80
												172	H	Princeton	58 69
												189	A	American	53 70
												206	A	Binghamton	62 69
												206	H	Binghamton	53 45
												238	H	UMES	57 70
												240	N	Liberty	62 51
												242	H	Loyola Maryland	65 70
												250	H	Stony Brook	67 61
												274	H	Vermont	69 66
												294	H	Coppin St.	73 63
												333	A	LIU Brooklyn	57 45
												340	H	UMass Lowell	79 72
												347	H	Morgan St.	61 69
LAST 12 Division I GAMES:															
123	H	Maine	66 62	274	H	Vermont	69 66								
206	H	Binghamton	53 45	167	H	Hartford	73 80								
96	A	New Hampshire	50 60	123	A	Maine	40 72								
250	H	Stony Brook	67 61	206	A	Binghamton	62 69								
340	H	UMass Lowell	79 72	294	H	Coppin St.	73 63								
146	A	Albany (NY)	64 56	240	N	Liberty	62 51								

Non-Div I Games: Gettysburg 71 51

UMBC

■ Loss, 
 ■ Non-Conf, 
 ■ S Site, 
 ■ H Home 
 ■ A Away 
 N Neutral

Average RPI Win:	253	WON-LOST	WINNING	LAST 10	STRENGTH OF	OPP. STRENGTH	TEAM	ADJ.	CONF.	ADJ CONF.
Average RPI Loss:	219	RECORD	PCT. RANK	GAMES	SCHEDULE	OF SCHEDULE	RPI	RPI	RPI	RPI
DIV. I ONLY	8- 11	216	3- 7	301	320	238	238	32	32	
DIV. I NON-CONF.	5- 5	165	1- 2	171	258	111	111	31	31	
TOTALS	RPI 1-25	RPI 26-50	W-L RECORDS	RPI 51-100	RPI 101-150	RPI 150+				
8- 11	0- 1	0- 1	OVERALL	0- 1	0- 1	8- 7				
1- 4	0- 0	0- 0	HOME	0- 0	0- 0	1- 4				
6- 7	0- 1	0- 1	AWAY	0- 1	0- 1	6- 3				
1- 0	0- 0	0- 0	NEUTRAL	0- 0	0- 0	1- 0				
5- 5	0- 1	0- 1	NON-CONFERENCE	0- 1	0- 1	5- 1				
1- 0	0- 0	0- 0	HOME	0- 0	0- 0	1- 0				
3- 5	0- 1	0- 1	AWAY	0- 1	0- 1	3- 1				
1- 0	0- 0	0- 0	NEUTRAL	0- 0	0- 0	1- 0				
3- 6	0- 0	0- 0	CONFERENCE	0- 0	0- 0	3- 6				
0- 4	0- 0	0- 0	HOME	0- 0	0- 0	0- 4				
3- 2	0- 0	0- 0	AWAY	0- 0	0- 0	3- 2				
0- 0	0- 0	0- 0	NEUTRAL	0- 0	0- 0	0- 0				

RPI 1-25				RPI 26-50				RPI 51-100				RPI 101+ Team's RPI: 238			
RPI	S	Opponent	Score	RPI	S	Opponent	Score	RPI	S	Opponent	Score	RPI	S	Opponent	Score
18	A	Maryland	61 106	36	A	North Carolina St.	58 77	69	A	Virginia	50 60	135	A	East Carolina	58 66
												156	A	Hampton	68 65
												212	N	Saint Francis (PA)	90 82
												230	A	UMBC	70 57
												247	A	Bethune-Cookman	59 56
												252	H	UNCG	60 53
												256	H	Howard	71 72
												260	H	Savannah St.	58 59
												277	A	N.C. A&T	60 57
												294	H	Coppin St.	49 55
												318	A	USC Upstate	63 76
												319	A	Mt. St. Mary's	63 52
												330	A	Fla. Atlantic	76 59
												339	H	South Carolina St.	60 67
												341	A	Florida A&M	49 59
												344	A	N.C. Central	59 68
LAST 12 Division I GAMES:															
294	H	Coppin St.	49 55	256	H	Howard	71 72								
156	A	Hampton	68 65	277	A	N.C. A&T	60 57								
260	H	Savannah St.	58 59	344	A	N.C. Central	59 68								
339	H	South Carolina St.	60 67	318	A	USC Upstate	63 76								
341	A	Florida A&M	49 59	69	A	Virginia	50 60								
247	A	Bethune-Cookman	59 56	330	A	Fla. Atlantic	76 59								

Non-Div I Games: Cheyney 75 38

UMES

■ Loss, 
 ■ Non-Conf, 
 ■ S Site, 
 ■ Home 
 ■ A Away 
 N Neutral

Average RPI Win:	250	WON-LOST	WINNING	LAST 10	STRENGTH OF	OPP. STRENGTH	TEAM	ADJ.	CONF.	ADJ CONF.
Average RPI Loss:	191	RECORD	PCT. RANK	GAMES	SCHEDULE	OF SCHEDULE	RPI	RPI	RPI	RPI
DIV. I ONLY	4- 15	313	1- 9	180	338	310	310	29	29	
DIV. I NON-CONF.	3- 8	262	0- 4	186	267	277	277	30	30	
TOTALS	RPI 1-25	RPI 26-50	W-L RECORDS	RPI 51-100	RPI 101-150	RPI 150+				
4- 15	0- 0	0- 0	OVERALL	0- 2	1- 1	3- 12				
2- 9	0- 0	0- 0	HOME	0- 2	0- 1	2- 6				
2- 6	0- 0	0- 0	AWAY	0- 0	1- 0	1- 6				
0- 0	0- 0	0- 0	NEUTRAL	0- 0	0- 0	0- 0				
3- 8	0- 0	0- 0	NON-CONFERENCE	0- 2	1- 1	2- 5				
1- 6	0- 0	0- 0	HOME	0- 2	0- 1	1- 3				
2- 2	0- 0	0- 0	AWAY	0- 0	1- 0	1- 2				
0- 0	0- 0	0- 0	NEUTRAL	0- 0	0- 0	0- 0				
1- 7	0- 0	0- 0	CONFERENCE	0- 0	0- 0	1- 7				
1- 3	0- 0	0- 0	HOME	0- 0	0- 0	1- 3				
0- 4	0- 0	0- 0	AWAY	0- 0	0- 0	0- 4				
0- 0	0- 0	0- 0	NEUTRAL	0- 0	0- 0	0- 0				

RPI 1-25			RPI 26-50			RPI 51-100			RPI 101+			Team's RPI: 310
RPI	S	Opponent	Score	RPI	S	Opponent	Score	RPI	S	Opponent	Score	
						88	H Northern Ill.	75	86	126	A Abilene Christian	71 68
						94	H Western Ill.	65	78	130	H Tulsa	70 80
										162	A La Salle	59 64
										164	H Omaha	57 80
										174	H Western Mich.	54 66
										179	H Southern Ill.	69 77
										196	A Wichita St.	56 54
										197	A New Mexico St.	72 78
										197	H New Mexico St.	43 60
										215	H Seattle U	65 75
										223	A Grand Canyon	64 75
										250	A Stony Brook	55 57
										254	A UTRGV	39 74
										254	H UTRGV	52 63
										291	A CSU Bakersfield	33 52
										331	H Utah Valley	66 63
										347	H Morgan St.	64 56
LAST 12 Division I GAMES:												
254	H	UTRGV	52	63	254	A	UTRGV	39	74			
291	A	CSU Bakersfield	33	52	197	A	New Mexico St.	72	78			
223	A	Grand Canyon	64	75	250	A	Stony Brook	55	57			
197	H	New Mexico St.	43	60	162	A	La Salle	59	64			
331	H	Utah Valley	66	63	88	H	Northern Ill.	75	86			
215	H	Seattle U	65	75	179	H	Southern Ill.	69	77			

Non-Div I Games: Cent. Christian (KS111 43 Mo.-St. Louis 60 45

UMKC

Loss, Non-Conf, S Site, H Home A Away N Neutral

Average RPI Win:	<b>289</b>	WON-LOST	WINNING	LAST 10	STRENGTH OF	OPP. STRENGTH	TEAM	ADJ.	CONF.	ADJ CONF.
Average RPI Loss:	<b>198</b>	RECORD	PCT. RANK	GAMES	SCHEDULE	OF SCHEDULE	RPI	RPI	RPI	RPI
DIV. I ONLY	2- 21	343	0- 10	273	280	340	340	22	22	
DIV. I NON-CONF.	2- 10	305	0- 0	304	328	344	344	22	22	
TOTALS	RPI 1-25	RPI 26-50	W-L RECORDS	RPI 51-100	RPI 101-150	RPI 150+				
2- 21	0- 1	0- 0	OVERALL	0- 2	0- 4	2- 14				
2- 9	0- 0	0- 0	HOME	0- 1	0- 2	2- 6				
0- 12	0- 1	0- 0	AWAY	0- 1	0- 2	0- 8				
0- 0	0- 0	0- 0	NEUTRAL	0- 0	0- 0	0- 0				
2- 10	0- 1	0- 0	NON-CONFERENCE	0- 1	0- 1	2- 7				
2- 3	0- 0	0- 0	HOME	0- 0	0- 0	2- 3				
0- 7	0- 1	0- 0	AWAY	0- 1	0- 1	0- 4				
0- 0	0- 0	0- 0	NEUTRAL	0- 0	0- 0	0- 0				
0- 11	0- 0	0- 0	CONFERENCE	0- 1	0- 3	0- 7				
0- 6	0- 0	0- 0	HOME	0- 1	0- 2	0- 3				
0- 5	0- 0	0- 0	AWAY	0- 0	0- 1	0- 4				
0- 0	0- 0	0- 0	NEUTRAL	0- 0	0- 0	0- 0				

RPI 1-25				RPI 26-50				RPI 51-100				RPI 101+ Team's RPI: 340			
RPI	S	Opponent	Score	RPI	S	Opponent	Score	RPI	S	Opponent	Score	RPI	S	Opponent	Score
18	A	Maryland	44 100					52	A	Indiana	45 79	123	H	Maine	44 65
								96	H	New Hampshire	57 76	144	A	Columbia	57 76
												146	A	Albany (NY)	69 93
												146	H	Albany (NY)	60 79
												166	A	Towson	56 90
												167	A	Hartford	59 80
												178	H	Fairfield	41 65
												206	A	Binghamton	54 69
												206	H	Binghamton	48 58
												230	A	UMBC	72 79
												231	H	Colgate	82 77
												250	A	Stony Brook	53 83
												250	H	Stony Brook	44 86
												267	A	Boston U.	56 66
												274	H	Vermont	46 61
												296	H	Rhode Island	57 64
												300	A	Bryant	62 73
												313	A	Holy Cross	47 62
												335	H	Longwood	59 72
												346	H	Fairleigh Dickinson	61 55
LAST 12 Division I GAMES:															
250	H	Stony Brook	44 86	250	A	Stony Brook	53 83								
206	A	Binghamton	54 69	167	A	Hartford	59 80								
146	H	Albany (NY)	60 79	123	H	Maine	44 65								
96	H	New Hampshire	57 76	206	H	Binghamton	48 58								
230	A	UMBC	72 79	146	A	Albany (NY)	69 93								
274	H	Vermont	46 61	300	A	Bryant	62 73								

Non-Div I Games: Keene St. 74 48

UMass Lowell

## UNC Asheville

Through Games Of Feb. 8, 2017

Average RPI Win:	273	WON-LOST	WINNING	LAST 10	STRENGTH OF	OPP. STRENGTH	TEAM	ADJ.	CONF.	ADJ CONF.
Average RPI Loss:	190	RECORD	PCT. RANK	GAMES	SCHEDULE	OF SCHEDULE	RPI	RPI	RPI	RPI
DIV. I ONLY	10- 11	194	5- 5	299	305	237	237	28	28	
DIV. I NON-CONF.	5- 5	165	0- 1	201	274	163	163	28	28	
TOTALS	RPI 1-25	RPI 26-50	W-L RECORDS	RPI 51-100	RPI 101-150	RPI 150+				
10- 11	0- 0	0- 2	OVERALL	0- 0	0- 2	10- 7				
5- 4	0- 0	0- 0	HOME	0- 0	0- 1	5- 3				
5- 6	0- 0	0- 1	AWAY	0- 0	0- 1	5- 1				
0- 1	0- 0	0- 1	NEUTRAL	0- 0	0- 0	0- 0				
5- 5	0- 0	0- 2	NON-CONFERENCE	0- 0	0- 1	5- 2				
3- 0	0- 0	0- 0	HOME	0- 0	0- 0	3- 0				
2- 4	0- 0	0- 1	AWAY	0- 0	0- 1	2- 2				
0- 1	0- 0	0- 1	NEUTRAL	0- 0	0- 0	0- 0				
5- 6	0- 0	0- 0	CONFERENCE	0- 0	0- 1	5- 5				
2- 4	0- 0	0- 0	HOME	0- 0	0- 1	2- 3				
3- 2	0- 0	0- 0	AWAY	0- 0	0- 0	3- 2				
0- 0	0- 0	0- 0	NEUTRAL	0- 0	0- 0	0- 0				

RPI 1-25			RPI 26-50			RPI 51-100			RPI 101+ Team's RPI: 237		
RPI	S	Opponent	Score	RPI	S	Opponent	Score	RPI	S	Opponent	Score
				35	N	Harvard	62 79	120	A	Fordham	42 55
				45	A	Virginia Tech	52 71	139	H	Radford	62 64
								185	A	Appalachian St.	51 81
								220	H	Campbell	55 61
								222	A	Presbyterian	67 60
								222	H	Presbyterian	47 52
								234	H	Wofford	84 65
								240	H	Liberty	64 54
								251	H	Charleston So.	56 47
								252	A	UNCG	77 63
								255	A	Furman	51 63
								263	H	Tennessee Tech	77 65
								286	H	Western Caro.	62 53
								290	A	High Point	70 81
								290	H	High Point	60 76
								292	A	Gardner-Webb	52 55
								318	A	USC Upstate	70 59
								327	A	Winthrop	68 53
								335	A	Longwood	80 53
LAST 12 Division I GAMES:											
222	H	Presbyterian	47 52	292	A	Gardner-Webb	52 55				
290	A	High Point	70 81	290	H	High Point	60 76				
251	H	Charleston So.	56 47	327	A	Winthrop	68 53				
139	H	Radford	62 64	335	A	Longwood	80 53				
222	A	Presbyterian	67 60	220	H	Campbell	55 61				
240	H	Liberty	64 54	120	A	Fordham	42 55				

Non-Div I Games: Warren Wilson 113 51

UNC Asheville

Loss, Non-Conf, S Site, H Home A Away N Neutral

Average RPI Win:	275	WON-LOST	WINNING	LAST 10	STRENGTH OF	OPP. STRENGTH	TEAM	ADJ.	CONF.	ADJ CONF.
Average RPI Loss:	189	RECORD	PCT. RANK	GAMES	SCHEDULE	OF SCHEDULE	RPI	RPI	RPI	RPI
DIV. I ONLY	9- 11	208	5- 5	271	327	252	252	18	18	
DIV. I NON-CONF.	5- 6	186	3- 0	305	349	265	265	21	21	
TOTALS	RPI 1-25	RPI 26-50	W-L RECORDS	RPI 51-100	RPI 101-150	RPI 150+				
9- 11	0- 0	0- 0	OVERALL	0- 1	0- 3	9- 7				
6- 4	0- 0	0- 0	HOME	0- 0	0- 2	6- 2				
3- 7	0- 0	0- 0	AWAY	0- 1	0- 1	3- 5				
0- 0	0- 0	0- 0	NEUTRAL	0- 0	0- 0	0- 0				
5- 6	0- 0	0- 0	NON-CONFERENCE	0- 0	0- 2	5- 4				
2- 3	0- 0	0- 0	HOME	0- 0	0- 1	2- 2				
3- 3	0- 0	0- 0	AWAY	0- 0	0- 1	3- 2				
0- 0	0- 0	0- 0	NEUTRAL	0- 0	0- 0	0- 0				
4- 5	0- 0	0- 0	CONFERENCE	0- 1	0- 1	4- 3				
4- 1	0- 0	0- 0	HOME	0- 0	0- 1	4- 0				
0- 4	0- 0	0- 0	AWAY	0- 1	0- 0	0- 3				
0- 0	0- 0	0- 0	NEUTRAL	0- 0	0- 0	0- 0				

RPI 1-25				RPI 26-50				RPI 51-100				RPI 101+				Team's RPI: 252	
RPI	S	Opponent	Score	RPI	S	Opponent	Score	RPI	S	Opponent	Score	RPI	S	Opponent	Score		
								90	A	Chattanooga	55	58	103	H	Mercer	64	77
													129	A	VCU	54	65
													139	H	Radford	54	70
													186	A	ETSU	52	60
													222	H	Presbyterian	62	69
													225	H	Samford	64	40
													234	A	Wofford	48	54
													234	H	Wofford	67	61
													237	H	UNC Asheville	63	77
													238	A	UMES	53	60
													245	A	Murray St.	70	81
													255	A	Furman	55	65
													255	H	Furman	65	52
													263	A	Tennessee Tech	65	59
													269	H	Norfolk St.	59	52
													286	H	Western Caro.	62	45
													290	A	High Point	69	67
													312	H	Eastern Ky.	81	66
													344	A	N.C. Central	64	51
LAST 12 Division I GAMES:																	
255	H	Furman	65	52	103	H	Mercer	64	77								
234	H	Wofford	67	61	234	A	Wofford	48	54								
286	H	Western Caro.	62	45	255	A	Furman	55	65								
90	A	Chattanooga	55	58	290	A	High Point	69	67								
186	A	ETSU	52	60	312	H	Eastern Ky.	81	66								
225	H	Samford	64	40	269	H	Norfolk St.	59	52								

Non-Div I Games: Barton 70 48 Greensboro 83 26 UNC Pembroke 72 69 Brevard 77 34 UNCG

Average RPI Win:	231	WON-LOST	WINNING	LAST 10	STRENGTH OF	OPP. STRENGTH	TEAM	ADJ.	CONF.	ADJ CONF.
Average RPI Loss:	116	RECORD	PCT. RANK	GAMES	SCHEDULE	OF SCHEDULE	RPI	RPI	RPI	RPI
DIV. I ONLY	7- 14	260	3- 7	162	97	221	221	8	8	
DIV. I NON-CONF.	4- 6	209	0- 1	236	167	229	229	8	8	
TOTALS	RPI 1-25	RPI 26-50	W-L RECORDS	RPI 51-100	RPI 101-150	RPI 150+				
7- 14	0- 1	0- 3	OVERALL	0- 1	0- 4	7- 5				
4- 7	0- 0	0- 1	HOME	0- 1	0- 2	4- 3				
3- 7	0- 1	0- 2	AWAY	0- 0	0- 2	3- 2				
0- 0	0- 0	0- 0	NEUTRAL	0- 0	0- 0	0- 0				
4- 6	0- 1	0- 1	NON-CONFERENCE	0- 0	0- 1	4- 3				
2- 3	0- 0	0- 0	HOME	0- 0	0- 0	2- 3				
2- 3	0- 1	0- 1	AWAY	0- 0	0- 1	2- 0				
0- 0	0- 0	0- 0	NEUTRAL	0- 0	0- 0	0- 0				
3- 8	0- 0	0- 2	CONFERENCE	0- 1	0- 3	3- 2				
2- 4	0- 0	0- 1	HOME	0- 1	0- 2	2- 0				
1- 4	0- 0	0- 1	AWAY	0- 0	0- 1	1- 2				
0- 0	0- 0	0- 0	NEUTRAL	0- 0	0- 0	0- 0				

RPI 1-25				RPI 26-50				RPI 51-100				RPI 101+ Team's RPI: 221			
RPI	S	Opponent	Score	RPI	S	Opponent	Score	RPI	S	Opponent	Score	RPI	S	Opponent	Score
14	A	Tennessee	54 90	29	H	Elon	56 66	70	H	Drexel	38 71	116	A	Delaware	40 57
				36	A	North Carolina St.	54 86					116	H	Delaware	52 63
				42	A	James Madison	51 73					133	H	William & Mary	43 57
												135	A	East Carolina	65 75
												162	H	La Salle	48 64
												166	H	Towson	59 56
												169	H	Providence	49 65
												177	A	Col. of Charleston	37 76
												177	H	Col. of Charleston	67 61
												180	A	Hofstra	56 54
												184	A	Northeastern	47 55
												234	H	Wofford	67 71
												255	H	Furman	56 52
												269	H	Norfolk St.	64 56
												283	A	Georgia St.	72 66
												284	A	Davidson	67 58
LAST 12 Division I GAMES:															
29	H	Elon	56 66	133	H	William & Mary	43 57								
116	A	Delaware	40 57	70	H	Drexel	38 71								
177	H	Col. of Charleston	67 61	177	A	Col. of Charleston	37 76								
166	H	Towson	59 56	116	H	Delaware	52 63								
184	A	Northeastern	47 55	42	A	James Madison	51 73								
180	A	Hofstra	56 54	14	A	Tennessee	54 90								

Non-Div I Games: Catawba 91 65

UNCW

■ Loss, 
 ■ Non-Conf, S Site, 
 ■ Home 
 ■ Away 
 N Neutral

UNI				STRENGTH OF SCHEDULE	OPP. STRENGTH OF SCHEDULE	TEAM RPI	ADJ. RPI	CONF. RPI	ADJ CONF. RPI
Average RPI Win:	189	WON-LOST RECORD	WINNING PCT. RANK						
Average RPI Loss:	73		LAST 10 GAMES						
DIV. I ONLY	15- 6	62	8- 2	119	110	56	56	16	16
DIV. I NON-CONF.	6- 4	126	1- 0	23	21	44	44	14	14
TOTALS	RPI 1-25	RPI 26-50	W-L RECORDS	RPI 51-100	RPI 101-150	RPI 150+			
15- 6	2- 0	0- 3	OVERALL	1- 2	2- 0	10- 1			
7- 2	2- 0	0- 2	HOME	0- 0	1- 0	4- 0			
6- 4	0- 0	0- 1	AWAY	1- 2	0- 0	5- 1			
2- 0	0- 0	0- 0	NEUTRAL	0- 0	1- 0	1- 0			
6- 4	2- 0	0- 2	NON-CONFERENCE	1- 2	2- 0	1- 0			
3- 1	2- 0	0- 1	HOME	0- 0	1- 0	0- 0			
1- 3	0- 0	0- 1	AWAY	1- 2	0- 0	0- 0			
2- 0	0- 0	0- 0	NEUTRAL	0- 0	1- 0	1- 0			
9- 2	0- 0	0- 1	CONFERENCE	0- 0	0- 0	9- 1			
4- 1	0- 0	0- 1	HOME	0- 0	0- 0	4- 0			
5- 1	0- 0	0- 0	AWAY	0- 0	0- 0	5- 1			
0- 0	0- 0	0- 0	NEUTRAL	0- 0	0- 0	0- 0			

RPI 1-25				RPI 26-50				RPI 51-100				RPI 101+			
RPI	S	Opponent	Score	RPI	S	Opponent	Score	RPI	S	Opponent	Score	RPI	S	Opponent	Score
21	H	Creighton	50 49	32	H	Drake	79 88	68	A	Oklahoma St.	57 81	138	H	North Dakota	74 53
22	H	Kansas St.	67 59	38	H	South Dakota St.	50 61	72	A	Iowa St.	68 76	142	N	Idaho	76 74
				50	A	Iowa	39 88	78	A	IUPUI	69 62	153	A	Missouri St.	61 54
												179	A	Southern Ill.	59 64
												179	H	Southern Ill.	79 49
												196	A	Wichita St.	63 61
												199	H	Indiana St.	59 47
												228	A	Bradley	72 53
												272	A	Evansville	62 36
												272	H	Evansville	54 40
												301	N	Denver	79 68
												317	H	Loyola Chicago	68 30
												321	A	Illinois St.	78 40
LAST 12 Division I GAMES:															
179	A	Southern Ill.	59 64	321	A	Illinois St.	78 40								
272	A	Evansville	62 36	272	H	Evansville	54 40								
32	H	Drake	79 88	179	H	Southern Ill.	79 49								
317	H	Loyola Chicago	68 30	196	A	Wichita St.	63 61								
199	H	Indiana St.	59 47	153	A	Missouri St.	61 54								
228	A	Bradley	72 53	22	H	Kansas St.	67 59								

Non-Div I Games: Wis.-Parkside 72 57

UNI

Loss, Non-Conf, S Site, H Home A Away N Neutral



Average RPI Win:	190	WON-LOST	WINNING	LAST 10	STRENGTH OF	OPP. STRENGTH	TEAM	ADJ.	CONF.	ADJ CONF.
Average RPI Loss:	105	RECORD	PCT. RANK	GAMES	SCHEDULE	OF SCHEDULE	RPI	RPI	RPI	RPI
DIV. I ONLY	15- 8	91	7- 3	94	158	86	86	13	13	
DIV. I NON-CONF.	8- 3	67	0- 0	105	156	70	70	15	15	
TOTALS	RPI 1-25	RPI 26-50	W-L RECORDS	RPI 51-100	RPI 101-150	RPI 150+				
15- 8	0- 1	0- 1	OVERALL	3- 3	2- 1	10- 2				
8- 2	0- 0	0- 0	HOME	2- 1	1- 0	5- 1				
5- 3	0- 0	0- 0	AWAY	1- 1	0- 1	4- 1				
2- 3	0- 1	0- 1	NEUTRAL	0- 1	1- 0	1- 0				
8- 3	0- 1	0- 1	NON-CONFERENCE	2- 1	1- 0	5- 0				
4- 0	0- 0	0- 0	HOME	2- 0	0- 0	2- 0				
2- 0	0- 0	0- 0	AWAY	0- 0	0- 0	2- 0				
2- 3	0- 1	0- 1	NEUTRAL	0- 1	1- 0	1- 0				
7- 5	0- 0	0- 0	CONFERENCE	1- 2	1- 1	5- 2				
4- 2	0- 0	0- 0	HOME	0- 1	1- 0	3- 1				
3- 3	0- 0	0- 0	AWAY	1- 1	0- 1	2- 1				
0- 0	0- 0	0- 0	NEUTRAL	0- 0	0- 0	0- 0				

RPI 1-25				RPI 26-50				RPI 51-100				Team's RPI: 86	RPI 101+			
RPI	S	Opponent	Score	RPI	S	Opponent	Score	RPI	S	Opponent	Score		RPI	S	Opponent	Score
6	N	Oregon St.	59 62	27	N	South Fla.	42 77	73	A	Colorado St.	41 44		105	A	Wyoming	57 79
								73	H	Colorado St.	37 57		105	H	Wyoming	51 46
								74	H	Southern California	77 66		142	N	Idaho	73 61
								84	A	Boise St.	58 55		154	A	New Mexico	61 52
								95	N	BYU	54 63		154	H	New Mexico	56 42
								98	H	Ole Miss	64 57		170	H	Houston	64 53
													187	H	Utah St.	55 53
													197	N	New Mexico St.	52 47
													202	H	San Jose St.	65 76
													259	A	San Diego St.	68 87
													262	H	Tennessee St.	69 48
													285	H	Nevada	60 41
													308	A	Pepperdine	68 61
													311	A	Air Force	60 56
													326	A	UC Irvine	62 46
LAST 12 Division I GAMES:																
285	H	Nevada	60 41	259	A	San Diego St.	68 87									
73	A	Colorado St.	41 44	154	H	New Mexico	56 42									
154	A	New Mexico	61 52	187	H	Utah St.	55 53									
202	H	San Jose St.	65 76	84	A	Boise St.	58 55									
105	H	Wyoming	51 46	105	A	Wyoming	57 79									
311	A	Air Force	60 56	73	H	Colorado St.	37 57									

Non-Div I Games: Concordia (CA) 102 46

UNLV

■ Loss, 
 ■ Non-Conf, 
 ■ S Site, 
 ■ H Home 
 ■ A Away 
 N Neutral

## USC Upstate

Through Games Of Feb. 8, 2017

Average RPI Win:	294	WON-LOST	WINNING	LAST 10	STRENGTH OF	OPP. STRENGTH	TEAM	ADJ.	CONF.	ADJ CONF.
Average RPI Loss:	195	RECORD	PCT. RANK	GAMES	SCHEDULE	OF SCHEDULE	RPI	RPI	RPI	RPI
DIV. I ONLY	6- 15	286	3- 7	311	287	318	318	24	24	
DIV. I NON-CONF.	4- 8	230	2- 1	284	330	285	285	23	23	
TOTALS	RPI 1-25	RPI 26-50	W-L RECORDS	RPI 51-100	RPI 101-150	RPI 150+				
6- 15	0- 0	0- 0	OVERALL	0- 4	0- 2	6- 9				
3- 7	0- 0	0- 0	HOME	0- 1	0- 1	3- 5				
3- 8	0- 0	0- 0	AWAY	0- 3	0- 1	3- 4				
0- 0	0- 0	0- 0	NEUTRAL	0- 0	0- 0	0- 0				
4- 8	0- 0	0- 0	NON-CONFERENCE	0- 2	0- 1	4- 5				
1- 4	0- 0	0- 0	HOME	0- 0	0- 1	1- 3				
3- 4	0- 0	0- 0	AWAY	0- 2	0- 0	3- 2				
0- 0	0- 0	0- 0	NEUTRAL	0- 0	0- 0	0- 0				
2- 7	0- 0	0- 0	CONFERENCE	0- 2	0- 1	2- 4				
2- 3	0- 0	0- 0	HOME	0- 1	0- 0	2- 2				
0- 4	0- 0	0- 0	AWAY	0- 1	0- 1	0- 2				
0- 0	0- 0	0- 0	NEUTRAL	0- 0	0- 0	0- 0				

RPI 1-25				RPI 26-50				RPI 51-100				RPI 101+				Team's RPI: 318	
RPI	S	Opponent	Score	RPI	S	Opponent	Score	RPI	S	Opponent	Score	RPI	S	Opponent	Score		
								59	A	West Virginia	33	91	117	A	Stetson	68	80
								83	H	Jacksonville	47	65	133	H	William & Mary	46	49
								93	A	FGCU	43	93	192	A	Illinois	57	77
								99	A	Purdue	41	71	220	H	Campbell	41	56
													222	A	Presbyterian	55	48
													237	H	UNC Asheville	59	70
													238	H	UMES	76	63
													255	A	Furman	37	57
													275	H	North Florida	67	78
													282	A	Kennesaw St.	67	74
													282	H	Kennesaw St.	71	79
													292	H	Gardner-Webb	53	57
													303	A	Lipscomb	77	84
													303	H	Lipscomb	89	75
													315	H	NJIT	75	58
													339	A	South Carolina St.	73	67
													344	A	N.C. Central	68	58
LAST 12 Division I GAMES:																	
303	H	Lipscomb	89	75	275	H	North Florida	67	78								
282	A	Kennesaw St.	67	74	83	H	Jacksonville	47	65								
303	A	Lipscomb	77	84	315	H	NJIT	75	58								
282	H	Kennesaw St.	71	79	344	A	N.C. Central	68	58								
93	A	FGCU	43	93	238	H	UMES	76	63								
117	A	Stetson	68	80	237	H	UNC Asheville	59	70								

Non-Div I Games: Bob Jones 92 50 Converse 93 35 Warren Wilson 91 53

USC Upstate

Loss, Non-Conf, S Site, H Home A Away N Neutral

Average RPI Win:	205	WON-LOST	WINNING	LAST 10	STRENGTH OF	OPP. STRENGTH	TEAM	ADJ.	CONF.	ADJ CONF.
Average RPI Loss:	98	RECORD	PCT. RANK	GAMES	SCHEDULE	OF SCHEDULE	RPI	RPI	RPI	RPI
DIV. I ONLY	13- 5	61	8- 2	137	180	77	77	21	21	
DIV. I NON-CONF.	5- 3	121	0- 1	63	66	63	63	19	19	
TOTALS	RPI 1-25	RPI 26-50	W-L RECORDS	RPI 51-100	RPI 101-150	RPI 150+				
13- 5	0- 1	0- 0	OVERALL	1- 1	1- 2	11- 1				
6- 2	0- 0	0- 0	HOME	0- 0	1- 1	5- 1				
6- 3	0- 1	0- 0	AWAY	1- 1	0- 1	5- 0				
1- 0	0- 0	0- 0	NEUTRAL	0- 0	0- 0	1- 0				
5- 3	0- 1	0- 0	NON-CONFERENCE	1- 1	1- 1	3- 0				
2- 1	0- 0	0- 0	HOME	0- 0	1- 1	1- 0				
2- 2	0- 1	0- 0	AWAY	1- 1	0- 0	1- 0				
1- 0	0- 0	0- 0	NEUTRAL	0- 0	0- 0	1- 0				
8- 2	0- 0	0- 0	CONFERENCE	0- 0	0- 1	8- 1				
4- 1	0- 0	0- 0	HOME	0- 0	0- 0	4- 1				
4- 1	0- 0	0- 0	AWAY	0- 0	0- 1	4- 0				
0- 0	0- 0	0- 0	NEUTRAL	0- 0	0- 0	0- 0				

RPI 1-25				RPI 26-50				RPI 51-100				Team's RPI: 77	RPI 101+			
RPI	S	Opponent	Score	RPI	S	Opponent	Score	RPI	S	Opponent	Score		RPI	S	Opponent	Score
22	A	Kansas St.	49 62					76	A	Texas Tech	60 79		104	A	Troy	68 85
								82	A	Western Ky.	71 68		107	H	SFA	60 65
													150	H	UTSA	75 54
													181	A	Seton Hall	86 61
													183	A	Texas St.	61 39
													183	H	Texas St.	69 75
													185	A	Appalachian St.	73 62
													185	H	Appalachian St.	74 63
													191	H	Louisiana	79 66
													196	H	Wichita St.	74 70
													239	A	Coastal Caro.	70 41
													239	H	Coastal Caro.	60 58
													248	A	South Ala.	73 49
													259	N	San Diego St.	64 58
													332	H	La.-Monroe	93 59
LAST 12 Division I GAMES:																
				183	H	Texas St.	69 75						248	A	South Ala.	73 49
				185	A	Appalachian St.	73 62						183	A	Texas St.	61 39
				239	A	Coastal Caro.	70 41						239	H	Coastal Caro.	60 58
				332	H	La.-Monroe	93 59						185	H	Appalachian St.	74 63
				191	H	Louisiana	79 66						76	A	Texas Tech	60 79
				104	A	Troy	68 85						22	A	Kansas St.	49 62

Non-Div I Games: Tex. A&M-Commerce 80 50 Eastern N.M. 65 48

UT Arlington

Loss, Non-Conf, S Site, H Home A Away N Neutral

Average RPI Win:	268	WON-LOST	WINNING	LAST 10	STRENGTH OF	OPP. STRENGTH	TEAM	ADJ.	CONF.	ADJ CONF.
Average RPI Loss:	151	RECORD	PCT. RANK	GAMES	SCHEDULE	OF SCHEDULE	RPI	RPI	RPI	RPI
DIV. I ONLY	8- 17	274	4- 6	205	192	266	266	26	26	
DIV. I NON-CONF.	3- 10	280	0- 0	131	46	233	233	26	26	
TOTALS	RPI 1-25	RPI 26-50	W-L RECORDS	RPI 51-100	RPI 101-150	RPI 150+				
8- 17	0- 2	0- 2	OVERALL	0- 3	0- 2	8- 8				
6- 6	0- 1	0- 0	HOME	0- 1	0- 1	6- 3				
2- 11	0- 1	0- 2	AWAY	0- 2	0- 1	2- 5				
0- 0	0- 0	0- 0	NEUTRAL	0- 0	0- 0	0- 0				
3- 10	0- 2	0- 2	NON-CONFERENCE	0- 2	0- 2	3- 2				
2- 3	0- 1	0- 0	HOME	0- 1	0- 1	2- 0				
1- 7	0- 1	0- 2	AWAY	0- 1	0- 1	1- 2				
0- 0	0- 0	0- 0	NEUTRAL	0- 0	0- 0	0- 0				
5- 7	0- 0	0- 0	CONFERENCE	0- 1	0- 0	5- 6				
4- 3	0- 0	0- 0	HOME	0- 0	0- 0	4- 3				
1- 4	0- 0	0- 0	AWAY	0- 1	0- 0	1- 3				
0- 0	0- 0	0- 0	NEUTRAL	0- 0	0- 0	0- 0				

RPI 1-25				RPI 26-50				RPI 51-100				RPI 101+ Team's RPI: 266			
RPI	S	Opponent	Score	RPI	S	Opponent	Score	RPI	S	Opponent	Score	RPI	S	Opponent	Score
13	H	Louisville	57 100	30	A	Missouri	69 80	51	A	Northwestern	59 82	108	H	Vanderbilt	77 79
15	A	DePaul	68 100	44	A	Ohio	55 72	79	A	Belmont	66 71	134	A	Oral Roberts	53 82
								90	H	Chattanooga	60 80	179	H	Southern Ill.	76 68
												188	H	Morehead St.	68 89
												211	H	SIUE	68 70
												225	A	Samford	62 69
												241	H	Austin Peay	83 80
												245	A	Murray St.	90 70
												253	H	Jacksonville St.	94 83
												262	A	Tennessee St.	80 85
												263	A	Tennessee Tech	71 81
												277	A	N.C. A&T	59 74
												280	H	Southeast Mo. St.	79 82
												286	A	Western Caro.	84 72
												302	A	Eastern Ill.	70 80
												302	H	Eastern Ill.	74 72
												312	H	Eastern Ky.	66 56
												324	H	Arkansas St.	68 63
LAST 12 Division I GAMES:															
302	H	Eastern Ill.	74 72	302	A	Eastern Ill.	70 80								
312	H	Eastern Ky.	66 56	280	H	Southeast Mo. St.	79 82								
263	A	Tennessee Tech	71 81	262	A	Tennessee St.	80 85								
245	A	Murray St.	90 70	79	A	Belmont	66 71								
241	H	Austin Peay	83 80	188	H	Morehead St.	68 89								
211	H	SIUE	68 70	253	H	Jacksonville St.	94 83								

Non-Div I Games:

UT Martin

■ Loss, 
 ■ Non-Conf, S Site, 
 ■ Home 
 ■ Away 
 N Neutral

Average RPI Win:	273	WON-LOST	WINNING	LAST 10	STRENGTH OF	OPP. STRENGTH	TEAM	ADJ.	CONF.	ADJ CONF.
Average RPI Loss:	141	RECORD	PCT. RANK	GAMES	SCHEDULE	OF SCHEDULE	RPI	RPI	RPI	RPI
DIV. I ONLY	5- 16	303	3- 7	150	160	289	289	14	14	
DIV. I NON-CONF.	2- 9	293	1- 1	116	209	296	296	16	16	
TOTALS	RPI 1-25	RPI 26-50	W-L RECORDS	RPI 51-100	RPI 101-150	RPI 150+				
5- 16	0- 1	0- 2	OVERALL	0- 2	0- 5	5- 6				
4- 6	0- 0	0- 0	HOME	0- 1	0- 2	4- 3				
1- 5	0- 0	0- 0	AWAY	0- 1	0- 1	1- 3				
0- 5	0- 1	0- 2	NEUTRAL	0- 0	0- 2	0- 0				
2- 9	0- 1	0- 2	NON-CONFERENCE	0- 0	0- 2	2- 4				
2- 3	0- 0	0- 0	HOME	0- 0	0- 0	2- 3				
0- 1	0- 0	0- 0	AWAY	0- 0	0- 0	0- 1				
0- 5	0- 1	0- 2	NEUTRAL	0- 0	0- 2	0- 0				
3- 7	0- 0	0- 0	CONFERENCE	0- 2	0- 3	3- 2				
2- 3	0- 0	0- 0	HOME	0- 1	0- 2	2- 0				
1- 4	0- 0	0- 0	AWAY	0- 1	0- 1	1- 2				
0- 0	0- 0	0- 0	NEUTRAL	0- 0	0- 0	0- 0				

RPI 1-25			RPI 26-50			RPI 51-100			RPI 101+ Team's RPI: 289		
RPI	S	Opponent	Score	RPI	S	Opponent	Score	RPI	S	Opponent	Score
22	N	Kansas St.	40 61	26	N	LSU	45 78	82	H	Western Ky.	54 71
				36	N	North Carolina St.	55 71	89	A	Middle Tenn.	53 76
LAST 12 Division I GAMES:											
		89	A	Middle Tenn.	53	76	273	A	FIU	87	88
		204	A	UAB	61	74	121	H	Southern Miss.	68	79
		246	H	Marshall	84	74	160	H	Louisiana Tech	69	62
		82	H	Western Ky.	54	71	150	H	UTSA	81	83
		150	A	UTSA	76	97	291	H	CSU Bakersfield	74	61
		330	A	Fla. Atlantic	51	50	118	N	Alabama	60	78

Non-Div I Games: Western N.M. 93 46

UTEP

■ Loss, 
 ■ Non-Conf, 
 ■ S Site, 
 ■ Home 
 ■ A Away 
 N Neutral

Average RPI Win: <b>304</b>	WON-LOST	WINNING	LAST 10	STRENGTH OF	OPP. STRENGTH	TEAM	ADJ.	CONF.	ADJ CONF.
Average RPI Loss: <b>144</b>	RECORD	PCT. RANK	GAMES	SCHEDULE	OF SCHEDULE	RPI	RPI	RPI	RPI
DIV. I ONLY	12- 9	132	2- 2	348	118	254	254	29	29
DIV. I NON-CONF.	7- 6	157	1- 1	336	47	213	213	30	30
<hr/>									
TOTALS	RPI 1-25	RPI 26-50	W-L RECORDS	RPI 51-100	RPI 101-150	RPI 150+			
12- 9	0- 2	0- 0	OVERALL	0- 1	0- 1	12- 5			
7- 2	0- 0	0- 0	HOME	0- 0	0- 0	7- 2			
4- 7	0- 2	0- 0	AWAY	0- 1	0- 1	4- 3			
1- 0	0- 0	0- 0	NEUTRAL	0- 0	0- 0	1- 0			
7- 6	0- 2	0- 0	NON-CONFERENCE	0- 1	0- 1	7- 2			
4- 1	0- 0	0- 0	HOME	0- 0	0- 0	4- 1			
2- 5	0- 2	0- 0	AWAY	0- 1	0- 1	2- 1			
1- 0	0- 0	0- 0	NEUTRAL	0- 0	0- 0	1- 0			
5- 3	0- 0	0- 0	CONFERENCE	0- 0	0- 0	5- 3			
3- 1	0- 0	0- 0	HOME	0- 0	0- 0	3- 1			
2- 2	0- 0	0- 0	AWAY	0- 0	0- 0	2- 2			
0- 0	0- 0	0- 0	NEUTRAL	0- 0	0- 0	0- 0			

RPI 1-25				RPI 26-50				RPI 51-100				RPI 101+ Team's RPI: 254			
RPI	S	Opponent	Score	RPI	S	Opponent	Score	RPI	S	Opponent	Score	RPI	S	Opponent	Score
7	A	Texas	61 <b>85</b>					68	A	Oklahoma St.	53 <b>86</b>	126	A	Abilene Christian	54 <b>70</b>
16	A	Oklahoma	59 <b>92</b>									170	H	Houston	52 <b>68</b>
												182	A	Nebraska	53 <b>71</b>
												201	N	North Texas	74 69
												215	H	Seattle U	54 <b>67</b>
												223	A	Grand Canyon	59 <b>60</b>
												281	H	North Dakota St.	81 67
												288	H	Prairie View	82 74
												291	A	CSU Bakersfield	46 <b>74</b>
												295	A	A&M-Corpus Christi	68 65
												295	H	A&M-Corpus Christi	55 46
												310	A	UMKC	63 52
												310	H	UMKC	74 39
												329	A	Chicago St.	57 46
												329	H	Chicago St.	71 43
												331	H	Utah Valley	64 55
												342	A	Sam Houston St.	69 45
												342	H	Sam Houston St.	78 50
<hr/>															
LAST 12 Division I GAMES:															
126	A	Abilene Christian	54 <b>70</b>	223	A	Grand Canyon	59 <b>60</b>								
201	N	North Texas	74 69	291	A	CSU Bakersfield	46 <b>74</b>								
310	A	UMKC	63 52	310	H	UMKC	74 39								
215	H	Seattle U	54 <b>67</b>	329	H	Chicago St.	71 43								
331	H	Utah Valley	64 55	295	H	A&M-Corpus Christi	55 46								
329	A	Chicago St.	57 46	281	H	North Dakota St.	81 67								

Non-Div I Games: St. Thomas (TX) 63 56 Texas Lutheran 68 52 Evangel 86 55

UTRGV

Loss, Non-Conf, S Site, H Home A Away N Neutral

Average RPI Win:	218	WON-LOST	WINNING	LAST 10	STRENGTH OF	OPP. STRENGTH	TEAM	ADJ.	CONF.	ADJ CONF.
Average RPI Loss:	100	RECORD	PCT. RANK	GAMES	SCHEDULE	OF SCHEDULE	RPI	RPI	RPI	RPI
DIV. I ONLY	10- 9	155	7- 3	122	113	150	150	14	14	
DIV. I NON-CONF.	3- 6	230	1- 1	25	50	173	173	16	16	
TOTALS	RPI 1-25	RPI 26-50	W-L RECORDS	RPI 51-100	RPI 101-150	RPI 150+				
10- 9	0- 1	0- 2	OVERALL	1- 2	1- 2	8- 2				
6- 5	0- 0	0- 1	HOME	1- 0	1- 2	4- 2				
4- 4	0- 1	0- 1	AWAY	0- 2	0- 0	4- 0				
0- 0	0- 0	0- 0	NEUTRAL	0- 0	0- 0	0- 0				
3- 6	0- 1	0- 2	NON-CONFERENCE	0- 1	1- 1	2- 1				
3- 3	0- 0	0- 1	HOME	0- 0	1- 1	2- 1				
0- 3	0- 1	0- 1	AWAY	0- 1	0- 0	0- 0				
0- 0	0- 0	0- 0	NEUTRAL	0- 0	0- 0	0- 0				
7- 3	0- 0	0- 0	CONFERENCE	1- 1	0- 1	6- 1				
3- 2	0- 0	0- 0	HOME	1- 0	0- 1	2- 1				
4- 1	0- 0	0- 0	AWAY	0- 1	0- 0	4- 0				
0- 0	0- 0	0- 0	NEUTRAL	0- 0	0- 0	0- 0				

RPI 1-25				RPI 26-50				RPI 51-100				RPI 101+ Team's RPI: 150			
RPI	S	Opponent	Score	RPI	S	Opponent	Score	RPI	S	Opponent	Score	RPI	S	Opponent	Score
7	A	Texas	43 76	37	A	Oregon	63 77	77	A	UT Arlington	54 75	112	H	Northern Colo.	66 73
				39	H	Tulane	66 75	82	H	Western Ky.	80 77	121	H	Southern Miss.	68 69
								89	A	Middle Tenn.	63 77	126	H	Abilene Christian	71 68
												160	H	Louisiana Tech	63 61
												170	H	Houston	49 56
												183	H	Texas St.	72 47
												204	A	UAB	82 67
												240	H	Liberty	80 64
												246	H	Marshall	81 88
												273	A	FIU	70 61
												289	A	UTEP	83 81
												289	H	UTEP	97 76
												330	A	Fla. Atlantic	72 62
LAST 12 Division I GAMES:															
204	A	UAB	82 67	330	A	Fla. Atlantic	72 62								
89	A	Middle Tenn.	63 77	160	H	Louisiana Tech	63 61								
82	H	Western Ky.	80 77	121	H	Southern Miss.	68 69								
246	H	Marshall	81 88	289	A	UTEP	83 81								
289	H	UTEP	97 76	240	H	Liberty	80 64								
273	A	FIU	70 61	170	H	Houston	49 56								

Non-Div I Games: Tex. A&M-Kingsville70 44 Angelo St. 77 85

UTSA

Loss, Non-Conf, S Site, H Home A Away N Neutral

Average RPI Win:	167	WON-LOST	WINNING	LAST 10	STRENGTH OF	OPP. STRENGTH	TEAM	ADJ.	CONF.	ADJ CONF.
Average RPI Loss:	41	RECORD	PCT. RANK	GAMES	SCHEDULE	OF SCHEDULE	RPI	RPI	RPI	RPI
DIV. I ONLY	14- 9	114	2- 8	46	61	67	67	1	1	
DIV. I NON-CONF.	11- 0	1	0- 0	173	287	28	28	1	1	
TOTALS	RPI 1-25	RPI 26-50	W-L RECORDS	RPI 51-100	RPI 101-150	RPI 150+				
14- 9	0- 5	1- 1	OVERALL	5- 2	1- 1	7- 0				
9- 5	0- 3	1- 0	HOME	3- 1	0- 1	5- 0				
4- 4	0- 2	0- 1	AWAY	1- 1	1- 0	2- 0				
1- 0	0- 0	0- 0	NEUTRAL	1- 0	0- 0	0- 0				
11- 0	0- 0	0- 0	NON-CONFERENCE	3- 0	1- 0	7- 0				
7- 0	0- 0	0- 0	HOME	2- 0	0- 0	5- 0				
3- 0	0- 0	0- 0	AWAY	0- 0	1- 0	2- 0				
1- 0	0- 0	0- 0	NEUTRAL	1- 0	0- 0	0- 0				
3- 9	0- 5	1- 1	CONFERENCE	2- 2	0- 1	0- 0				
2- 5	0- 3	1- 0	HOME	1- 1	0- 1	0- 0				
1- 4	0- 2	0- 1	AWAY	1- 1	0- 0	0- 0				
0- 0	0- 0	0- 0	NEUTRAL	0- 0	0- 0	0- 0				

RPI 1-25				RPI 26-50				RPI 51-100 Team's RPI: 67				RPI 101+			
RPI	S	Opponent	Score	RPI	S	Opponent	Score	RPI	S	Opponent	Score	RPI	S	Opponent	Score
6	A	Oregon St.	44 70	37	A	Oregon	66 84	53	H	Washington St.	55 61	125	H	Arizona	70 81
8	H	Washington	53 82	40	H	California	63 57	61	H	Montana St.	74 64	128	A	St. Mary's (CA)	63 62
11	A	UCLA	56 67					74	A	Southern California	58 53	155	A	Fresno St.	65 55
12	H	Stanford	58 77					87	N	Charlotte	81 68	187	H	Utah St.	65 58
25	H	Arizona St.	44 66					91	A	Colorado	49 54	227	H	Weber St.	71 52
								91	H	Colorado	58 53	276	H	Southern Utah	69 43
								95	H	BYU	77 60	285	A	Nevada	80 50
												297	H	Northern Ariz.	78 65
												331	H	Utah Valley	100 52
LAST 12 Division I GAMES:															
53	H	Washington St.	55 61	40	H	California	63 57								
8	H	Washington	53 82	12	H	Stanford	58 77								
91	H	Colorado	58 53	125	H	Arizona	70 81								
91	A	Colorado	49 54	25	H	Arizona St.	44 66								
37	A	Oregon	66 84	74	A	Southern California	58 53								
6	A	Oregon St.	44 70	11	A	UCLA	56 67								

Non-Div I Games:

Utah

■ Loss, 
 ■ Non-Conf, 
 ■ S Site, 
 ■ H Home 
 ■ A Away 
 N Neutral



Average RPI Win:	228	WON-LOST	WINNING	LAST 10	STRENGTH OF	OPP. STRENGTH	TEAM	ADJ.	CONF.	ADJ CONF.
Average RPI Loss:	122	RECORD	PCT. RANK	GAMES	SCHEDULE	OF SCHEDULE	RPI	RPI	RPI	RPI
DIV. I ONLY	12- 10	151	5- 5	217	175	187	187	13	13	
DIV. I NON-CONF.	6- 4	126	0- 0	338	234	252	252	15	15	
TOTALS	RPI 1-25	RPI 26-50	W-L RECORDS	RPI 51-100	RPI 101-150	RPI 150+				
12- 10	0- 0	0- 0	OVERALL	3- 5	0- 2	9- 3				
8- 4	0- 0	0- 0	HOME	3- 1	0- 1	5- 2				
3- 6	0- 0	0- 0	AWAY	0- 4	0- 1	3- 1				
1- 0	0- 0	0- 0	NEUTRAL	0- 0	0- 0	1- 0				
6- 4	0- 0	0- 0	NON-CONFERENCE	1- 2	0- 1	5- 1				
4- 2	0- 0	0- 0	HOME	1- 1	0- 0	3- 1				
1- 2	0- 0	0- 0	AWAY	0- 1	0- 1	1- 0				
1- 0	0- 0	0- 0	NEUTRAL	0- 0	0- 0	1- 0				
6- 6	0- 0	0- 0	CONFERENCE	2- 3	0- 1	4- 2				
4- 2	0- 0	0- 0	HOME	2- 0	0- 1	2- 1				
2- 4	0- 0	0- 0	AWAY	0- 3	0- 0	2- 1				
0- 0	0- 0	0- 0	NEUTRAL	0- 0	0- 0	0- 0				

RPI 1-25				RPI 26-50				RPI 51-100				RPI 101+				Team's RPI: 187	
RPI	S	Opponent	Score	RPI	S	Opponent	Score	RPI	S	Opponent	Score	RPI	S	Opponent	Score		
								61	H	Montana St.	64 56	105	H	Wyoming	48	71	
								67	A	Utah	58 65	125	A	Arizona	57	61	
								73	A	Colorado St.	43 74	154	A	New Mexico	67	78	
								73	H	Colorado St.	55 48	154	H	New Mexico	58	68	
								84	A	Boise St.	56 76	155	A	Fresno St.	52	47	
								84	H	Boise St.	65 63	190	H	Idaho St.	69	56	
								86	A	UNLV	53 55	259	H	San Diego St.	53	47	
								95	H	BYU	40 60	276	H	Southern Utah	54	70	
												285	A	Nevada	81	69	
												311	H	Air Force	65	62	
												326	H	UC Irvine	66	52	
												328	A	Montana	65	47	
												331	H	Utah Valley	56	45	
												334	N	Incarnate Word	79	46	
LAST 12 Division I GAMES:																	
				73	H	Colorado St.	55 48					259	H	San Diego St.	53 47		
				84	H	Boise St.	65 63					105	H	Wyoming	48 71		
				285	A	Nevada	81 69					86	A	UNLV	53 55		
				155	A	Fresno St.	52 47					154	A	New Mexico	67 78		
				154	H	New Mexico	58 68					311	H	Air Force	65 62		
				73	A	Colorado St.	43 74					84	A	Boise St.	56 76		

Non-Div I Games: Westminster (UT) 72 49

Utah St.

■ Loss, 
■ Non-Conf, 
■ S Site, 
■ H Home 
■ A Away 
N Neutral

Team Valley				Through Games of Feb. 9, 1917.						
Average RPI Win:	304	WON-LOST	WINNING	LAST 10	STRENGTH OF	OPP. STRENGTH	TEAM	ADJ.	CONF.	ADJ CONF.
Average RPI Loss:	203	RECORD	PCT. RANK	GAMES	SCHEDULE	OF SCHEDULE	RPI	RPI	RPI	RPI
DIV. I ONLY	4- 16	314	1- 7	319	277	331	331	29	29	
DIV. I NON-CONF.	3- 10	280	1- 2	308	237	326	326	30	30	
-----										
TOTALS	RPI 1-25	RPI 26-50		W-L RECORDS		RPI 51-100	RPI 101-150	RPI 150+		
4- 16	0- 0	0- 0		OVERALL		0- 3	0- 1	4- 12		
2- 6	0- 0	0- 0		HOME		0- 1	0- 1	2- 4		
2- 8	0- 0	0- 0		AWAY		0- 0	0- 0	2- 2		
0- 2	0- 0	0- 0		NEUTRAL		0- 1	0- 0	0- 1		
3- 10	0- 0	0- 0		NON-CONFERENCE		0- 3	0- 1	3- 6		
2- 3	0- 0	0- 0		HOME		0- 1	0- 1	2- 1		
1- 5	0- 0	0- 0		AWAY		0- 1	0- 0	1- 4		
0- 2	0- 0	0- 0		NEUTRAL		0- 1	0- 0	0- 1		
1- 6	0- 0	0- 0		CONFERENCE		0- 0	0- 0	1- 6		
0- 3	0- 0	0- 0		HOME		0- 0	0- 0	0- 3		
1- 3	0- 0	0- 0		AWAY		0- 0	0- 0	1- 3		
0- 0	0- 0	0- 0		NEUTRAL		0- 0	0- 0	0- 0		

RPI 1-25				RPI 26-50				RPI 51-100				RPI 101+				Team's RPI: 331	
RPI	S	Opponent	Score	RPI	S	Opponent	Score	RPI	S	Opponent	Score	RPI	S	Opponent	Score		
								64	N	Central Mich.	62	71	143	H	Eastern Wash.	50	83
								67	A	Utah	52	100	187	A	Utah St.	45	56
								95	H	BYU	50	68	190	A	Idaho St.	56	61
													197	A	New Mexico St.	46	63
													211	N	SIUE	64	71
													215	H	Seattle U	51	69
													223	H	Grand Canyon	46	62
													227	H	Weber St.	61	64
													254	A	UTRGV	55	64
													270	A	Cal Poly	65	77
													276	A	Southern Utah	70	64
													291	H	CSU Bakersfield	59	63
													301	H	Denver	72	58
													308	H	Pepperdine	72	65
													310	A	UMKC	63	66
													311	A	Air Force	53	64
													329	A	Chicago St.	62	59
LAST 12 Division I GAMES:																	
				215	H	Seattle U	51	69	223	H	Grand Canyon	46	62				
				197	A	New Mexico St.	46	63	190	A	Idaho St.	56	61				
				254	A	UTRGV	55	64	187	A	Utah St.	45	56				
				291	H	CSU Bakersfield	59	63	301	H	Denver	72	58				
				310	A	UMKC	63	66	276	A	Southern Utah	70	64				
				329	A	Chicago St.	62	59	311	A	Air Force	53	64				

Non-Div I Games:	Dixie St.	68	56	Antelope Valley	87	47
------------------	-----------	----	----	-----------------	----	----

Utah Valley

Loss, Non-Conf, S Site, H Home A Away N Neutral

Average RPI Win:	214	WON-LOST	WINNING	LAST 10	STRENGTH OF	OPP. STRENGTH	TEAM	ADJ.	CONF.	ADJ CONF.
Average RPI Loss:	98	RECORD	PCT. RANK	GAMES	SCHEDULE	OF SCHEDULE	RPI	RPI	RPI	RPI
DIV. I ONLY	13- 12	167	5- 5	80	187	129	129	12	12	
DIV. I NON-CONF.	7- 6	157	1- 0	95	194	122	122	12	12	
TOTALS	RPI 1-25	RPI 26-50	W-L RECORDS	RPI 51-100	RPI 101-150	RPI 150+				
13- 12	0- 0	0- 0	OVERALL	1- 6	1- 5	11- 1				
7- 5	0- 0	0- 0	HOME	0- 3	0- 2	7- 0				
4- 7	0- 0	0- 0	AWAY	0- 0	1- 0	3- 0				
2- 0	0- 0	0- 0	NEUTRAL	1- 0	0- 0	1- 0				
7- 6	0- 0	0- 0	NON-CONFERENCE	1- 4	0- 2	6- 0				
3- 3	0- 0	0- 0	HOME	0- 2	0- 1	3- 0				
2- 3	0- 0	0- 0	AWAY	0- 2	0- 1	2- 0				
2- 0	0- 0	0- 0	NEUTRAL	1- 0	0- 0	1- 0				
6- 6	0- 0	0- 0	CONFERENCE	0- 2	1- 3	5- 1				
4- 2	0- 0	0- 0	HOME	0- 1	0- 1	4- 0				
2- 4	0- 0	0- 0	AWAY	0- 1	1- 2	1- 1				
0- 0	0- 0	0- 0	NEUTRAL	0- 0	0- 0	0- 0				

RPI 1-25			RPI 26-50			RPI 51-100				RPI 101+		Team's RPI: 129
RPI	S	Opponent	Score	RPI	S	Opponent	Score	RPI	S	Opponent	Score	
								54	H	Minnesota	69	79
								55	A	George Washington	67	81
								57	H	Dayton	48	68
								58	A	Wake Forest	54	60
								66	N	Villanova	68	66
								78	H	IUPUI	62	71
								98	A	Ole Miss	57	77

Non-Div I Games:

VCU

## Valparaiso

Through Games Of Feb. 8, 2017

Average RPI Win:	296	WON-LOST	WINNING	LAST 10	STRENGTH OF	OPP. STRENGTH	TEAM	ADJ.	CONF.	ADJ CONF.
Average RPI Loss:	175	RECORD	PCT. RANK	GAMES	SCHEDULE	OF SCHEDULE	RPI	RPI	RPI	RPI
DIV. I ONLY	4- 17	317	1- 9	229	221	320	320	20	20	
DIV. I NON-CONF.	3- 6	230	0- 0	290	168	288	288	20	20	
TOTALS	RPI 1-25	RPI 26-50	W-L RECORDS	RPI 51-100	RPI 101-150	RPI 150+				
4- 17	0- 1	0- 2	OVERALL	0- 1	0- 3	4- 10				
3- 7	0- 0	0- 1	HOME	0- 0	0- 1	3- 5				
1- 10	0- 0	0- 0	AWAY	0- 0	0- 0	1- 0				
0- 0	0- 0	0- 0	NEUTRAL	0- 0	0- 0	0- 0				
3- 6	0- 1	0- 0	NON-CONFERENCE	0- 1	0- 1	3- 3				
2- 2	0- 0	0- 0	HOME	0- 0	0- 0	2- 2				
1- 4	0- 1	0- 0	AWAY	0- 1	0- 1	1- 1				
0- 0	0- 0	0- 0	NEUTRAL	0- 0	0- 0	0- 0				
1- 11	0- 0	0- 2	CONFERENCE	0- 0	0- 2	1- 7				
1- 5	0- 0	0- 1	HOME	0- 0	0- 1	1- 3				
0- 6	0- 0	0- 1	AWAY	0- 0	0- 1	0- 4				
0- 0	0- 0	0- 0	NEUTRAL	0- 0	0- 0	0- 0				

RPI 1-25				RPI 26-50				RPI 51-100				RPI 101+ Team's RPI: 320			
RPI	S	Opponent	Score	RPI	S	Opponent	Score	RPI	S	Opponent	Score	RPI	S	Opponent	Score
2	A	Notre Dame	54 114	33	A	Green Bay	35 56	52	A	Indiana	58 87	117	A	Stetson	75 87
				33	H	Green Bay	36 75					140	H	Wright St.	52 65
												148	A	Detroit	60 85
												161	A	Oakland	63 104
												173	H	Milwaukee	74 85
												194	A	Cleveland St.	60 71
												194	H	Cleveland St.	62 66
												228	H	Bradley	56 67
												240	H	Liberty	70 68
												264	H	Northern Ky.	55 70
												272	H	Evansville	65 70
												302	H	Eastern Ill.	73 68
												314	A	Youngstown St.	70 76
												314	H	Youngstown St.	77 60
												321	A	Illinois St.	56 77
												325	A	Ill.-Chicago	60 74
												329	A	Chicago St.	53 51
LAST 12 Division I GAMES:															
194	H	Cleveland St.	62 66	314	A	Youngstown St.	70 76								
314	H	Youngstown St.	77 60	194	A	Cleveland St.	60 71								
325	A	Ill.-Chicago	60 74	173	H	Milwaukee	74 85								
140	H	Wright St.	52 65	33	H	Green Bay	36 75								
264	H	Northern Ky.	55 70	161	A	Oakland	63 104								
33	A	Green Bay	35 56	148	A	Detroit	60 85								

Non-Div I Games: Ind.-Kokomo 102 47 Grace (IN) 71 49

Valparaiso

Loss, Non-Conf, S Site, H Home A Away N Neutral

## Vanderbilt

Through Games Of Feb. 8, 2017

Average RPI Win:	179	WON-LOST	WINNING	LAST 10	STRENGTH OF	OPP. STRENGTH	TEAM	ADJ.	CONF.	ADJ CONF.
Average RPI Loss:	54	RECORD	PCT. RANK	GAMES	SCHEDULE	OF SCHEDULE	RPI	RPI	RPI	RPI
DIV. I ONLY	11- 12	183	1- 9	59	34	108	108	2	2	
DIV. I NON-CONF.	10- 3	54	0- 2	113	127	50	50	2	2	
TOTALS	RPI 1-25	RPI 26-50	W-L RECORDS	RPI 51-100	RPI 101-150	RPI 150+				
11- 12	1- 5	1- 2	OVERALL	1- 3	1- 1	7- 1				
7- 5	1- 2	1- 2	HOME	1- 1	1- 0	3- 0				
3- 7	0- 3	0- 0	AWAY	0- 2	0- 1	3- 1				
1- 0	0- 0	0- 0	NEUTRAL	0- 0	0- 0	1- 0				
10- 3	1- 1	1- 0	NON-CONFERENCE	1- 1	0- 0	7- 1				
6- 1	1- 1	1- 0	HOME	1- 0	0- 0	3- 0				
3- 2	0- 0	0- 0	AWAY	0- 1	0- 0	3- 1				
1- 0	0- 0	0- 0	NEUTRAL	0- 0	0- 0	1- 0				
1- 9	0- 4	0- 2	CONFERENCE	0- 2	1- 1	0- 0				
1- 4	0- 1	0- 2	HOME	0- 1	1- 0	0- 0				
0- 5	0- 3	0- 0	AWAY	0- 1	0- 1	0- 0				
0- 0	0- 0	0- 0	NEUTRAL	0- 0	0- 0	0- 0				

RPI S	Opponent	Score	RPI S	Opponent	Score	RPI S	Opponent	Score	RPI S	Opponent	Score	Team's RPI: 108
10	H Duke	77 73	28	H Auburn	59 64	52	A Indiana	61 94	118	H Alabama	87 80	
13	H Louisville	66 78	30	H Missouri	68 74	70	H Drexel	73 63	124	A Arkansas	56 59	
14	A Tennessee	63 91	39	H Tulane	74 63	75	H Florida	73 93	165	A Memphis	59 75	
14	H Tennessee	57 70				97	A Georgia	68 70	186	A ETSU	80 72	
17	A Kentucky	63 71							211	N SIUE	73 63	
19	A Texas A&M	72 77							214	H Robert Morris	75 59	
									263	H Tennessee Tech	89 57	
									266	A UT Martin	79 77	
									282	H Kennesaw St.	86 54	
									311	A Air Force	75 49	
LAST 12 Division I GAMES:												
17	A Kentucky	63 71	28	H Auburn	59 64							
75	H Florida	73 93	97	A Georgia	68 70							
118	H Alabama	87 80	14	H Tennessee	57 70							
14	A Tennessee	63 91	19	A Texas A&M	72 77							
124	A Arkansas	56 59	165	A Memphis	59 75							
30	H Missouri	68 74	13	H Louisville	66 78							

Non-Div I Games:

Vanderbilt

■ Loss, 
 ■ Non-Conf, S Site, 
 ■ Home 
 ■ Away 
 N Neutral

Average RPI Win:	246	WON-LOST	WINNING	LAST 10	STRENGTH OF	OPP. STRENGTH	TEAM	ADJ.	CONF.	ADJ CONF.
Average RPI Loss:	170	RECORD	PCT. RANK	GAMES	SCHEDULE	OF SCHEDULE	RPI	RPI	RPI	RPI
DIV. I ONLY	7- 16	278	3- 7	169	289	274	274	22	22	
DIV. I NON-CONF.	3- 9	275	0- 1	163	336	301	301	22	22	
TOTALS	RPI 1-25	RPI 26-50	W-L RECORDS	RPI 51-100	RPI 101-150	RPI 150+				
7- 16	0- 2	0- 0	OVERALL	0- 1	1- 2	6- 11				
6- 5	0- 0	0- 0	HOME	0- 1	1- 0	5- 4				
1- 11	0- 2	0- 0	AWAY	0- 0	0- 2	1- 7				
0- 0	0- 0	0- 0	NEUTRAL	0- 0	0- 0	0- 0				
3- 9	0- 2	0- 0	NON-CONFERENCE	0- 0	0- 0	3- 7				
3- 3	0- 0	0- 0	HOME	0- 0	0- 0	3- 3				
0- 6	0- 2	0- 0	AWAY	0- 0	0- 0	0- 4				
0- 0	0- 0	0- 0	NEUTRAL	0- 0	0- 0	0- 0				
4- 7	0- 0	0- 0	CONFERENCE	0- 1	1- 2	3- 4				
3- 2	0- 0	0- 0	HOME	0- 1	1- 0	2- 1				
1- 5	0- 0	0- 0	AWAY	0- 0	0- 2	1- 3				
0- 0	0- 0	0- 0	NEUTRAL	0- 0	0- 0	0- 0				

RPI	S	Opponent	Score	RPI	S	Opponent	Score	RPI	S	Opponent	Score	RPI	S	Opponent	Score	Team's RPI: 274
23	A	Temple	39 53					96	H	New Hampshire	49 57	123	A	Maine	43 59	
24	A	Michigan	56 78									123	H	Maine	55 52	
												146	A	Albany (NY)	53 64	
												151	A	Yale	48 77	
												159	H	Brown	50 62	
												161	A	Oakland	55 79	
												167	A	Hartford	55 68	
												167	H	Hartford	76 70	
												173	H	Milwaukee	44 68	
												206	A	Binghamton	61 76	
												206	H	Binghamton	55 64	
												213	H	Dartmouth	59 54	
												230	A	UMBC	66 69	
												250	H	Stony Brook	53 43	
												256	A	Howard	57 64	
												300	H	Bryant	57 63	
												305	A	Central Conn. St.	76 78	
												313	H	Holy Cross	63 52	
												315	H	NJIT	64 42	
												340	A	UMass Lowell	61 46	
LAST 12 Division I GAMES:																
206	A	Binghamton	61 76	96	H	New Hampshire	49 57	230	A	UMBC	66 69	206	H	Binghamton	55 64	
167	H	Hartford	76 70	230	A	UMBC	66 69	167	A	Hartford	55 68	123	H	Maine	55 52	
123	A	Maine	43 59	206	H	Binghamton	55 64	123	H	Maine	55 52	256	A	Howard	57 64	
250	H	Stony Brook	53 43	167	A	Hartford	55 68	250	H	Stony Brook	53 43	340	A	UMass Lowell	61 46	
146	A	Albany (NY)	53 64	123	H	Maine	55 52	146	A	Albany (NY)	53 64					
340	A	UMass Lowell	61 46	256	A	Howard	57 64									

Non-Div I Games:

Vermont

■ Loss, 
 ■ Non-Conf, 
 ■ S Site, 
 ■ H Home 
 ■ A Away 
 N Neutral

Average RPI Win:	152	WON-LOST	WINNING	LAST 10	STRENGTH OF	OPP. STRENGTH	TEAM	ADJ.	CONF.	ADJ CONF.
Average RPI Loss:	43	RECORD	PCT. RANK	GAMES	SCHEDULE	OF SCHEDULE	RPI	RPI	RPI	RPI
DIV. I ONLY	12- 11	161	7- 3	23	54	66	66	7	7	
DIV. I NON-CONF.	5- 6	186	1- 0	11	37	78	78	7	7	
TOTALS	RPI 1-25	RPI 26-50	W-L RECORDS	RPI 51-100	RPI 101-150	RPI 150+				
12- 11	0- 6	1- 2	OVERALL	2- 1	2- 2	7- 0				
6- 5	0- 3	1- 1	HOME	1- 1	0- 0	4- 0				
5- 3	0- 2	0- 1	AWAY	0- 0	2- 0	3- 0				
1- 3	0- 1	0- 0	NEUTRAL	1- 0	0- 2	0- 0				
5- 6	0- 3	0- 0	NON-CONFERENCE	1- 1	2- 2	2- 0				
2- 2	0- 1	0- 0	HOME	0- 1	0- 0	2- 0				
2- 1	0- 1	0- 0	AWAY	0- 0	2- 0	0- 0				
1- 3	0- 1	0- 0	NEUTRAL	1- 0	0- 2	0- 0				
7- 5	0- 3	1- 2	CONFERENCE	1- 0	0- 0	5- 0				
4- 3	0- 2	1- 1	HOME	1- 0	0- 0	2- 0				
3- 2	0- 1	0- 1	AWAY	0- 0	0- 0	3- 0				
0- 0	0- 0	0- 0	NEUTRAL	0- 0	0- 0	0- 0				

RPI S	Opponent	Score	RPI S	Opponent	Score	RPI S	Opponent	Score	RPI S	Opponent	Score
4 N	Mississippi St.	62 108	43 H	Marquette	71 77	55 H	George Washington	69 72	104 N	Troy	85 93
10 A	Duke	50 68	46 A	Georgetown	49 54	63 H	St. John's (NY)	55 50	111 A	Saint Joseph's	62 54
15 H	DePaul	50 80	46 H	Georgetown	71 50	99 N	Purdue	58 44	119 A	Penn	60 48
21 A	Creighton	46 60							129 N	VCU	66 68
21 H	Creighton	44 47							162 H	La Salle	52 49
23 H	Temple	48 83							169 A	Providence	64 59
									169 H	Providence	61 43
									171 A	Xavier	72 47
									181 H	Seton Hall	69 52
									232 A	Butler	70 69
									304 H	Lehigh	59 37
LAST 12 Division I GAMES:											
169 H	Providence	61 43	63 H	St. John's (NY)	55 50						
21 H	Creighton	44 47	181 H	Seton Hall	69 52						
46 A	Georgetown	49 54	21 A	Creighton	46 60						
171 A	Xavier	72 47	169 A	Providence	64 59						
232 A	Butler	70 69	46 H	Georgetown	71 50						
119 A	Penn	60 48	15 H	DePaul	50 80						

Non-Div I Games:

Villanova

■ Loss, 
■ Non-Conf, S Site, 
■ Home 
■ Away 
N Neutral

Average RPI Win:	172	WON-LOST	WINNING	LAST 10	STRENGTH OF	OPP. STRENGTH	TEAM	ADJ.	CONF.	ADJ CONF.
Average RPI Loss:	50	RECORD	PCT. RANK	GAMES	SCHEDULE	OF SCHEDULE	RPI	RPI	RPI	RPI
DIV. I ONLY	15- 8	91	4- 6	108	30	69	69	3	3	
DIV. I NON-CONF.	11- 2	24	2- 0	268	81	81	81	4	4	
TOTALS	RPI 1-25	RPI 26-50	W-L RECORDS	RPI 51-100	RPI 101-150	RPI 150+				
15- 8	0- 3	2- 1	OVERALL	3- 3	1- 1	9- 0				
10- 2	0- 2	2- 0	HOME	2- 0	0- 0	6- 0				
4- 5	0- 1	0- 1	AWAY	1- 2	1- 1	2- 0				
1- 1	0- 0	0- 0	NEUTRAL	0- 1	0- 0	1- 0				
11- 2	0- 0	0- 0	NON-CONFERENCE	3- 2	0- 0	8- 0				
7- 0	0- 0	0- 0	HOME	2- 0	0- 0	5- 0				
3- 1	0- 0	0- 0	AWAY	1- 1	0- 0	2- 0				
1- 1	0- 0	0- 0	NEUTRAL	0- 1	0- 0	1- 0				
4- 6	0- 3	2- 1	CONFERENCE	0- 1	1- 1	1- 0				
3- 2	0- 2	2- 0	HOME	0- 0	0- 0	1- 0				
1- 4	0- 1	0- 1	AWAY	0- 1	1- 1	0- 0				
0- 0	0- 0	0- 0	NEUTRAL	0- 0	0- 0	0- 0				

RPI 1-25				RPI 26-50				RPI 51-100 Team's RPI: 69				RPI 101+			
RPI	S	Opponent	Score	RPI	S	Opponent	Score	RPI	S	Opponent	Score	RPI	S	Opponent	Score
2	A	Notre Dame	74 82	34	A	Syracuse	49 54	51	A	Northwestern	60 69	113	A	Clemson	69 37
10	H	Duke	51 70	41	H	Georgia Tech	65 64	57	H	Dayton	66 56	141	A	Pittsburgh	54 62
13	H	Louisville	81 86	45	H	Virginia Tech	76 27	63	N	St. John's (NY)	55 66	175	H	Boston College	62 55
								85	A	North Carolina	58 67	182	N	Nebraska	73 51
								89	H	Middle Tenn.	63 51	193	H	Rutgers	62 54
								97	A	Georgia	66 43	230	H	UMBC	56 30
												233	A	Richmond	63 56
												238	H	UMES	60 50
												261	A	Bowling Green	67 47
												294	H	Coppin St.	103 40
												325	H	Ill.-Chicago	76 39
LAST 12 Division I GAMES:															
10	H	Duke	51 70	175	H	Boston College	62 55								
41	H	Georgia Tech	65 64	85	A	North Carolina	58 67								
2	A	Notre Dame	74 82	13	H	Louisville	81 86								
45	H	Virginia Tech	76 27	34	A	Syracuse	49 54								
141	A	Pittsburgh	54 62	57	H	Dayton	66 56								
113	A	Clemson	69 37	230	H	UMBC	56 30								

Non-Div I Games:

Virginia

■ Loss, 
 ■ Non-Conf, S Site, 
 ■ Home 
 ■ Away 
 N Neutral



Average RPI Win:	165	WON-LOST	WINNING	LAST 10	STRENGTH OF	OPP. STRENGTH	TEAM	ADJ.	CONF.	ADJ CONF.
Average RPI Loss:	26	RECORD	PCT. RANK	GAMES	SCHEDULE	OF SCHEDULE	RPI	RPI	RPI	RPI
DIV. I ONLY	16- 7	73	3- 7	58	57	45	45	3	3	
DIV. I NON-CONF.	13- 0	1	2- 0	239	158	38	38	4	4	
TOTALS	RPI 1-25	RPI 26-50	W-L RECORDS	RPI 51-100	RPI 101-150	RPI 150+				
16- 7	1- 4	2- 2	OVERALL	2- 1	3- 0	8- 0				
12- 3	1- 2	1- 1	HOME	2- 0	1- 0	7- 0				
4- 4	0- 0	1- 0	AWAY	0- 0	2- 0	1- 0				
0- 0	0- 0	0- 0	NEUTRAL	0- 0	0- 0	0- 0				
13- 0	1- 0	2- 0	NON-CONFERENCE	0- 0	2- 0	8- 0				
10- 0	1- 0	1- 0	HOME	0- 0	1- 0	7- 0				
3- 0	0- 0	1- 0	AWAY	0- 0	1- 0	1- 0				
0- 0	0- 0	0- 0	NEUTRAL	0- 0	0- 0	0- 0				
3- 7	0- 4	0- 2	CONFERENCE	2- 1	1- 0	0- 0				
2- 3	0- 2	0- 1	HOME	2- 0	0- 0	0- 0				
1- 4	0- 2	0- 1	AWAY	0- 1	1- 0	0- 0				
0- 0	0- 0	0- 0	NEUTRAL	0- 0	0- 0	0- 0				

RPI 1-25				RPI 26-50				Team's RPI: 45				RPI 51-100				RPI 101+			
RPI	S	Opponent	Score	RPI	S	Opponent	Score	RPI	S	Opponent	Score	RPI	S	Opponent	Score	RPI	S	Opponent	Score
2	H	Notre Dame	59 76	28	A	Auburn	92 87	58	H	Wake Forest	72 70	113	A	Clemson	78 69				
5	H	Florida St.	54 82	34	H	Syracuse	72 82	69	A	Virginia	27 76	136	A	UCF	67 64				
10	A	Duke	59 84	41	A	Georgia Tech	81 87	85	H	North Carolina	76 68	139	H	Radford	71 52				
14	H	Tennessee	67 63	46	H	Georgetown	73 63					177	A	Col. of Charleston	71 61				
20	A	Miami (FL)	75 82									182	H	Nebraska	76 67				
												222	H	Presbyterian	67 36				
												237	H	UNC Asheville	71 52				
												261	H	Bowling Green	98 51				
												292	H	Gardner-Webb	76 42				
												305	H	Central Conn. St.	81 47				
												345	H	Delaware St.	88 48				
LAST 12 Division I GAMES:																			
41	A	Georgia Tech	81 87	58	H	Wake Forest	72 70												
2	H	Notre Dame	59 76	20	A	Miami (FL)	75 82												
34	H	Syracuse	72 82	113	A	Clemson	78 69												
69	A	Virginia	27 76	85	H	North Carolina	76 68												
5	H	Florida St.	54 82	345	H	Delaware St.	88 48												
10	A	Duke	59 84	139	H	Radford	71 52												

Non-Div I Games:

Virginia Tech

■ Loss, 
 ■ Non-Conf, 
 ■ S Site, 
 ■ H Home 
 ■ A Away 
 N Neutral

W  
a  
g  
n  
e  
rW  
a  
g  
n  
e  
r

Wagner

Page 330

## Wake Forest

Through Games Of Feb. 8, 2017

Average RPI Win:	152	WON-LOST	WINNING	LAST 10	STRENGTH OF	OPP. STRENGTH	TEAM	ADJ.	CONF.	ADJ CONF.
Average RPI Loss:	56	RECORD	PCT. RANK	GAMES	SCHEDULE	OF SCHEDULE	RPI	RPI	RPI	RPI
DIV. I ONLY	14- 9	114	5- 5	53	36	58	58	3	3	
DIV. I NON-CONF.	9- 4	85	1- 1	139	76	83	83	4	4	
TOTALS	RPI 1-25	RPI 26-50	W-L RECORDS	RPI 51-100	RPI 101-150	RPI 150+				
14- 9	0- 3	2- 4	OVERALL	1- 0	4- 1	7- 1				
11- 3	0- 1	1- 1	HOME	0- 0	4- 1	6- 0				
3- 6	0- 2	1- 3	AWAY	1- 0	0- 0	1- 1				
0- 0	0- 0	0- 0	NEUTRAL	0- 0	0- 0	0- 0				
9- 4	0- 0	1- 2	NON-CONFERENCE	0- 0	2- 1	6- 1				
7- 1	0- 0	0- 0	HOME	0- 0	2- 1	5- 0				
2- 3	0- 0	1- 2	AWAY	0- 0	0- 0	1- 1				
0- 0	0- 0	0- 0	NEUTRAL	0- 0	0- 0	0- 0				
5- 5	0- 3	1- 2	CONFERENCE	1- 0	2- 0	1- 0				
4- 2	0- 1	1- 1	HOME	0- 0	2- 0	1- 0				
1- 3	0- 2	0- 1	AWAY	1- 0	0- 0	0- 0				
0- 0	0- 0	0- 0	NEUTRAL	0- 0	0- 0	0- 0				

RPI 1-25				RPI 26-50				RPI 51-100				RPI 101+			
RPI	S	Opponent	Score	RPI	S	Opponent	Score	RPI	S	Opponent	Score	RPI	S	Opponent	Score
2	A	Notre Dame	72 92	26	A	LSU	57 60	85	A	North Carolina	80 77	113	H	Clemson	68 56
10	A	Duke	43 71	29	A	Elon	78 68					114	H	Navy	75 65
20	H	Miami (FL)	56 79	36	H	North Carolina St.	50 65					129	H	VCU	60 54
				41	H	Georgia Tech	70 65					139	H	Radford	60 68
				42	A	James Madison	76 83					141	H	Pittsburgh	57 48
				45	A	Virginia Tech	70 72					171	H	Xavier	58 45
												175	H	Boston College	71 55
												181	A	Seton Hall	63 70
												192	A	Illinois	79 70
												193	H	Rutgers	55 43
												225	H	Samford	51 40
												255	H	Furman	59 52
												271	H	Eastern Mich.	89 61
LAST 12 Division I GAMES:															
141	H	Pittsburgh	57 48	45	A	Virginia Tech	70 72								
20	H	Miami (FL)	56 79	113	H	Clemson	68 56								
10	A	Duke	43 71	36	H	North Carolina St.	50 65								
175	H	Boston College	71 55	2	A	Notre Dame	72 92								
41	H	Georgia Tech	70 65	42	A	James Madison	76 83								
85	A	North Carolina	80 77	129	H	VCU	60 54								

Non-Div I Games:

Wake Forest

  Loss, 
  Non-Conf, 
  S Site, 
  H Home 
  A Away 
N Neutral

Average RPI Win:	112	WON-LOST	WINNING	LAST 10	STRENGTH OF	OPP. STRENGTH	TEAM	ADJ.	CONF.	ADJ CONF.
Average RPI Loss:	7	RECORD	PCT. RANK	GAMES	SCHEDULE	OF SCHEDULE	RPI	RPI	RPI	RPI
DIV. I ONLY	22- 3	8	2- 2	27	22	8	8	1	1	
DIV. I NON-CONF.	12- 1	7	0- 1	60	111	6	6	1	1	
TOTALS	RPI 1-25	RPI 26-50	W-L RECORDS	RPI 51-100	RPI 101-150	RPI 150+				
22- 3	2- 3	3- 0	OVERALL	8- 0	3- 0	6- 0				
12- 1	1- 1	2- 0	HOME	4- 0	2- 0	3- 0				
10- 2	1- 2	1- 0	AWAY	4- 0	1- 0	3- 0				
0- 0	0- 0	0- 0	NEUTRAL	0- 0	0- 0	0- 0				
12- 1	0- 1	1- 0	NON-CONFERENCE	3- 0	2- 0	6- 0				
8- 0	0- 0	1- 0	HOME	2- 0	2- 0	3- 0				
4- 1	0- 1	0- 0	AWAY	1- 0	0- 0	3- 0				
0- 0	0- 0	0- 0	NEUTRAL	0- 0	0- 0	0- 0				
10- 2	2- 2	2- 0	CONFERENCE	5- 0	1- 0	0- 0				
4- 1	1- 1	1- 0	HOME	2- 0	0- 0	0- 0				
6- 1	1- 1	1- 0	AWAY	3- 0	1- 0	0- 0				
0- 0	0- 0	0- 0	NEUTRAL	0- 0	0- 0	0- 0				

RPI	S	Opponent	Score	RPI	S	Opponent	Score	RPI	S	Opponent	Score	RPI	S	Opponent	Score
2	A	Notre Dame	60 71	30	H	Missouri	79 66	53	A	Washington St.	87 44	125	A	Arizona	90 73
6	A	Oregon St.	70 73	37	A	Oregon	99 77	53	H	Washington St.	94 63	142	H	Idaho	105 53
11	H	UCLA	82 70	40	H	California	90 67	67	A	Utah	82 53	143	H	Eastern Wash.	100 52
12	H	Stanford	68 72					73	H	Colorado St.	101 68	155	H	Fresno St.	85 54
25	A	Arizona St.	65 54					74	H	Southern California	77 67	198	H	CSUN	101 44
								84	H	Boise St.	92 66	215	A	Seattle U	94 64
								91	A	Colorado	79 75	223	A	Grand Canyon	101 66
								95	A	BYU	82 70	260	H	Savannah St.	87 36
												278	A	Portland	83 53
LAST 12 Division I GAMES:															
2	A	Notre Dame	60 71	25	A	Arizona St.	65 54								
91	A	Colorado	79 75	125	A	Arizona	90 73								
67	A	Utah	82 53	11	H	UCLA	82 70								
12	H	Stanford	68 72	74	H	Southern California	77 67								
40	H	California	90 67	6	A	Oregon St.	70 73								
53	A	Washington St.	87 44	37	A	Oregon	99 77								

Non-Div I Games:

Washington

■ Loss, 
 ■ Non-Conf, S Site, 
 ■ Home 
 ■ Away 
 N Neutral

Average RPI Win:	111	WON-LOST	WINNING	LAST 10	STRENGTH OF	OPP. STRENGTH	TEAM	ADJ.	CONF.	ADJ CONF.
Average RPI Loss:	50	RECORD	PCT. RANK	GAMES	SCHEDULE	OF SCHEDULE	RPI	RPI	RPI	RPI
DIV. I ONLY	10- 13	212	5- 5	5	15	53	53	1	1	
DIV. I NON-CONF.	5- 6	186	0- 0	24	75	115	115	1	1	
TOTALS	RPI 1-25	RPI 26-50	W-L RECORDS	RPI 51-100	RPI 101-150	RPI 150+				
10- 13	1- 7	2- 0	OVERALL	2- 4	2- 2	3- 0				
7- 4	1- 2	1- 0	HOME	1- 2	2- 0	2- 0				
2- 8	0- 4	1- 0	AWAY	1- 2	0- 2	0- 0				
1- 1	0- 1	0- 0	NEUTRAL	0- 0	0- 0	1- 0				
5- 6	0- 2	0- 0	NON-CONFERENCE	0- 3	2- 1	3- 0				
4- 2	0- 0	0- 0	HOME	0- 2	2- 0	2- 0				
0- 3	0- 1	0- 0	AWAY	0- 1	0- 1	0- 0				
1- 1	0- 1	0- 0	NEUTRAL	0- 0	0- 0	1- 0				
5- 7	1- 5	2- 0	CONFERENCE	2- 1	0- 1	0- 0				
3- 2	1- 2	1- 0	HOME	1- 0	0- 0	0- 0				
2- 5	0- 3	1- 0	AWAY	1- 1	0- 1	0- 0				
0- 0	0- 0	0- 0	NEUTRAL	0- 0	0- 0	0- 0				

RPI 1-25				RPI 26-50				RPI 51-100 Team's RPI: 53				RPI 101+			
RPI	S	Opponent	Score	RPI	S	Opponent	Score	RPI	S	Opponent	Score	RPI	S	Opponent	Score
6	A	Oregon St.	58 80	37	A	Oregon	75 59	67	A	Utah	61 55	114	A	Saint Louis	70 73
8	A	Washington	63 94	40	H	California	84 79	68	H	Oklahoma St.	72 79	125	A	Arizona	55 56
8	H	Washington	44 87					74	H	Southern California	74 57	128	H	St. Mary's (CA)	85 69
11	H	UCLA	82 73					80	A	Gonzaga	61 79	145	H	San Francisco	73 35
12	H	Stanford	54 76					84	H	Boise St.	73 77	182	N	Nebraska	79 65
17	A	Kentucky	67 69					91	A	Colorado	58 70	209	H	Loyola Marymount	92 45
18	N	Maryland	69 79									217	H	San Diego	83 73
25	A	Arizona St.	49 68												
LAST 12 Division I GAMES:															
67	A	Utah	61 55	25	A	Arizona St.	49 68								
91	A	Colorado	58 70	74	H	Southern California	74 57								
40	H	California	84 79	11	H	UCLA	82 73								
12	H	Stanford	54 76	37	A	Oregon	75 59								
8	H	Washington	44 87	6	A	Oregon St.	58 80								
125	A	Arizona	55 56	8	A	Washington	63 94								

Non-Div I Games:

Washington St.

Average RPI Win: 286		WON-LOST	WINNING	LAST 10	STRENGTH OF	OPP. STRENGTH	TEAM	ADJ.	CONF.	ADJ CONF.
Average RPI Loss: 129		RECORD	PCT. RANK	GAMES	SCHEDULE	OF SCHEDULE	RPI	RPI	RPI	RPI
DIV. I ONLY		8- 11	216	4- 6	253	218	227	227	19	19
DIV. I NON-CONF.		4- 5	198	0- 2	310	196	237	237	18	18
TOTALS		RPI 1-25	RPI 26-50	W-L RECORDS	RPI 51-100	RPI 101-150	RPI 150+			
8- 11	0- 0		0- 0	OVERALL	0- 3	0- 5	8- 3			
3- 5	0- 0		0- 0	HOME	0- 1	0- 2	3- 2			
5- 5	0- 0		0- 0	AWAY	0- 2	0- 2	5- 1			
0- 1	0- 0		0- 0	NEUTRAL	0- 0	0- 1	0- 0			
4- 5	0- 0		0- 0	NON-CONFERENCE	0- 2	0- 1	4- 2			
1- 2	0- 0		0- 0	HOME	0- 0	0- 0	1- 2			
3- 2	0- 0		0- 0	AWAY	0- 2	0- 0	3- 0			
0- 1	0- 0		0- 0	NEUTRAL	0- 0	0- 1	0- 0			
4- 6	0- 0		0- 0	CONFERENCE	0- 1	0- 4	4- 1			
2- 3	0- 0		0- 0	HOME	0- 1	0- 2	2- 0			
2- 3	0- 0		0- 0	AWAY	0- 0	0- 2	2- 1			
0- 0	0- 0		0- 0	NEUTRAL	0- 0	0- 0	0- 0			

RPI 1-25				RPI 26-50				RPI 51-100				RPI 101+				Team's RPI: 227	
RPI	S	Opponent	Score	RPI	S	Opponent	Score	RPI	S	Opponent	Score	RPI	S	Opponent	Score		
								61	H	Montana St.	68	83	112	H	Northern Colo.	79	88
								67	A	Utah	52	71	117	N	Stetson	68	70
								95	A	BYU	64	73	138	H	North Dakota	65	70
													142	A	Idaho	77	95
													143	A	Eastern Wash.	85	99
													155	H	Fresno St.	57	60
													190	A	Idaho St.	52	57
													190	H	Idaho St.	50	43
													198	H	CSUN	78	89
													273	A	FIU	64	61
													276	A	Southern Utah	73	68
													278	H	Portland	76	37
													297	A	Northern Ariz.	75	64
													311	A	Air Force	76	61
													328	H	Montana	74	58
													331	A	Utah Valley	64	61
LAST 12 Division I GAMES:																	
				297	A	Northern Ariz.	75	64	142	A	Idaho	77	95				
				276	A	Southern Utah	73	68	190	H	Idaho St.	50	43				
				190	A	Idaho St.	52	57	328	H	Montana	74	58				
				112	H	Northern Colo.	79	88	61	H	Montana St.	68	83				
				138	H	North Dakota	65	70	155	H	Fresno St.	57	60				
				143	A	Eastern Wash.	85	99	67	A	Utah	52	71				

**Non-Div I Games:** Cal St. San B'dino 75 69 Westminster (UT) 81 68

Weber St.

Loss, Non-Conf, S Site, H Home A Away N Neutral

Average RPI Win:	197	WON-LOST	WINNING	LAST 10	STRENGTH OF	OPP. STRENGTH	TEAM	ADJ.	CONF.	ADJ CONF.
Average RPI Loss:	27	RECORD	PCT. RANK	GAMES	SCHEDULE	OF SCHEDULE	RPI	RPI	RPI	RPI
DIV. I ONLY	16- 8	81	3- 7	65	65	59	59	4	4	
DIV. I NON-CONF.	12- 0	1	0- 0	269	316	56	56	3	3	
TOTALS	RPI 1-25	RPI 26-50	W-L RECORDS	RPI 51-100	RPI 101-150	RPI 150+				
16- 8	1- 6	1- 0	OVERALL	2- 2	3- 0	9- 0				
11- 3	1- 2	0- 0	HOME	2- 1	0- 0	8- 0				
2- 5	0- 4	0- 0	AWAY	0- 1	2- 0	0- 0				
3- 0	0- 0	1- 0	NEUTRAL	0- 0	1- 0	1- 0				
12- 0	0- 0	1- 0	NON-CONFERENCE	1- 0	1- 0	9- 0				
9- 0	0- 0	0- 0	HOME	1- 0	0- 0	8- 0				
0- 0	0- 0	0- 0	AWAY	0- 0	0- 0	0- 0				
3- 0	0- 0	1- 0	NEUTRAL	0- 0	1- 0	1- 0				
4- 8	1- 6	0- 0	CONFERENCE	1- 2	2- 0	0- 0				
2- 3	1- 2	0- 0	HOME	1- 1	0- 0	0- 0				
2- 5	0- 4	0- 0	AWAY	0- 1	2- 0	0- 0				
0- 0	0- 0	0- 0	NEUTRAL	0- 0	0- 0	0- 0				

RPI	S	Opponent	Score	RPI	S	Opponent	Score	RPI	S	Opponent	Score	RPI	S	Opponent	Score
7	A	Texas	54 69	28	N	Auburn	56 52	72	H	Iowa St.	55 80	122	A	TCU	83 61
7	H	Texas	63 73					76	A	Texas Tech	66 75	135	N	East Carolina	79 47
9	A	Baylor	73 79					76	H	Texas Tech	89 79	149	A	Kansas	62 51
9	H	Baylor	56 91					98	H	Ole Miss	66 61	188	H	Morehead St.	94 53
16	A	Oklahoma	87 90									251	H	Charleston So.	88 38
16	H	Oklahoma	83 73									256	H	Howard	95 49
22	A	Kansas St.	71 86									277	N	N.C. A&T	80 64
LAST 12 Division I GAMES:															
16	A	Oklahoma	87 90	7	H	Texas	63 73								
72	H	Iowa St.	55 80	76	A	Texas Tech	66 75								
7	A	Texas	54 69	16	H	Oklahoma	83 73								
76	H	Texas Tech	89 79	9	H	Baylor	56 91								
9	A	Baylor	73 79	22	A	Kansas St.	71 86								
149	A	Kansas	62 51	122	A	TCU	83 61								

Non-Div I Games:

West Virginia

Average RPI Win:	281	WON-LOST	WINNING	LAST 10	STRENGTH OF	OPP. STRENGTH	TEAM	ADJ.	CONF.	ADJ CONF.
Average RPI Loss:	175	RECORD	PCT. RANK	GAMES	SCHEDULE	OF SCHEDULE	RPI	RPI	RPI	RPI
DIV. I ONLY	6- 17	296	3- 7	182	295	286	286	18	18	
DIV. I NON-CONF.	4- 10	259	2- 1	178	310	258	258	21	21	
TOTALS	RPI 1-25	RPI 26-50	W-L RECORDS	RPI 51-100	RPI 101-150	RPI 150+				
6- 17	0- 1	0- 0	OVERALL	0- 2	0- 5	6- 9				
4- 5	0- 0	0- 0	HOME	0- 0	0- 1	4- 4				
2- 10	0- 1	0- 0	AWAY	0- 2	0- 2	2- 5				
0- 2	0- 0	0- 0	NEUTRAL	0- 0	0- 2	0- 0				
4- 10	0- 1	0- 0	NON-CONFERENCE	0- 1	0- 4	4- 4				
2- 3	0- 0	0- 0	HOME	0- 0	0- 0	2- 3				
2- 5	0- 1	0- 0	AWAY	0- 1	0- 2	2- 1				
0- 2	0- 0	0- 0	NEUTRAL	0- 0	0- 2	0- 0				
2- 7	0- 0	0- 0	CONFERENCE	0- 1	0- 1	2- 5				
2- 2	0- 0	0- 0	HOME	0- 0	0- 1	2- 1				
0- 5	0- 0	0- 0	AWAY	0- 1	0- 0	0- 4				
0- 0	0- 0	0- 0	NEUTRAL	0- 0	0- 0	0- 0				

RPI 1-25				RPI 26-50				RPI 51-100				RPI 101+ Team's RPI: 286			
RPI	S	Opponent	Score	RPI	S	Opponent	Score	RPI	S	Opponent	Score	RPI	S	Opponent	Score
5	A	Florida St.	41 90					90	A	Chattanooga	46 67	103	H	Mercer	57 59
								97	A	Georgia	43 78	109	N	Duquesne	50 65
												113	A	Clemson	63 78
												139	A	Radford	39 67
												145	N	San Francisco	52 73
												186	A	ETSU	57 76
												220	H	Campbell	48 50
												225	H	Samford	42 49
												234	A	Wofford	59 68
												234	H	Wofford	69 66
												237	A	UNC Asheville	53 62
												251	H	Charleston So.	58 53
												252	A	UNCG	45 62
												255	A	Furman	44 73
												255	H	Furman	75 72
												266	H	UT Martin	72 84
												290	H	High Point	73 64
												292	H	Gardner-Webb	60 68
												312	A	Eastern Ky.	72 61
												341	A	Florida A&M	62 61
LAST 12 Division I GAMES:															
234	H	Wofford	69 66	225	H	Samford	42 49								
255	H	Furman	75 72	255	A	Furman	44 73								
252	A	UNCG	45 62	234	A	Wofford	59 68								
186	A	ETSU	57 76	251	H	Charleston So.	58 53								
90	A	Chattanooga	46 67	97	A	Georgia	43 78								
103	H	Mercer	57 59	290	H	High Point	73 64								

Non-Div I Games: North Greenville 95 48

Western Caro.



Average RPI Win:	230	WON-LOST	WINNING	LAST 10	STRENGTH OF	OPP. STRENGTH	TEAM	ADJ.	CONF.	ADJ CONF.
Average RPI Loss:	73	RECORD	PCT. RANK	GAMES	SCHEDULE	OF SCHEDULE	RPI	RPI	RPI	RPI
DIV. I ONLY	17- 6	41	8- 2	248	135	94	94	11	11	
DIV. I NON-CONF.	8- 3	67	0- 0	287	215	101	101	10	10	
TOTALS	RPI 1-25	RPI 26-50	W-L RECORDS	RPI 51-100	RPI 101-150	RPI 150+				
17- 6	0- 0	0- 3	OVERALL	2- 2	2- 0	13- 1				
8- 1	0- 0	0- 0	HOME	1- 1	1- 0	6- 0				
9- 5	0- 0	0- 0	AWAY	1- 0	1- 0	7- 0				
0- 0	0- 0	0- 0	NEUTRAL	0- 0	0- 0	0- 0				
8- 3	0- 0	0- 2	NON-CONFERENCE	1- 0	0- 0	7- 1				
4- 0	0- 0	0- 0	HOME	1- 0	0- 0	3- 0				
4- 3	0- 0	0- 2	AWAY	0- 0	0- 0	4- 1				
0- 0	0- 0	0- 0	NEUTRAL	0- 0	0- 0	0- 0				
9- 3	0- 0	0- 1	CONFERENCE	1- 2	2- 0	6- 0				
4- 1	0- 0	0- 0	HOME	0- 1	1- 0	3- 0				
5- 2	0- 0	0- 1	AWAY	1- 1	1- 0	3- 0				
0- 0	0- 0	0- 0	NEUTRAL	0- 0	0- 0	0- 0				

RPI 1-25				RPI 26-50				RPI 51-100				Team's RPI: 94				RPI 101+			
RPI	S	Opponent	Score	RPI	S	Opponent	Score	RPI	S	Opponent	Score	RPI	S	Opponent	Score	RPI	S	Opponent	Score
				30	A	Missouri	68 71	60	A	South Dakota	86 78	134	A	Oral Roberts	76 62				
				38	A	South Dakota St.	58 73	78	A	IUPUI	52 66	134	H	Oral Roberts	76 72				
				43	A	Marquette	61 77	78	H	IUPUI	72 76	164	A	Omaha	78 74				
								88	H	Northern Ill.	83 79	164	H	Omaha	80 63				
												173	A	Milwaukee	68 76				
												211	A	SIUE	76 74				
												228	H	Bradley	91 77				
												280	A	Southeast Mo. St.	100 87				
												281	A	North Dakota St.	87 60				
												281	H	North Dakota St.	110 81				
												301	H	Denver	87 62				
												302	H	Eastern Ill.	83 62				
												310	A	UMKC	78 65				
												321	H	Illinois St.	80 50				
												323	A	Fort Wayne	75 53				
												329	A	Chicago St.	54 50				
LAST 12 Division I GAMES:																			
				281	A	North Dakota St.	87 60					281	H	North Dakota St.	110 81				
				164	H	Omaha	80 63					164	A	Omaha	78 74				
				134	A	Oral Roberts	76 62					134	H	Oral Roberts	76 72				
				60	A	South Dakota	86 78					301	H	Denver	87 62				
				78	H	IUPUI	72 76					78	A	IUPUI	52 66				
				38	A	South Dakota St.	58 73					323	A	Fort Wayne	75 53				

Non-Div I Games: Graceland (IA) 118 40 Monmouth (IL) 113 29

Western Ill.

Loss, Non-Conf, S Site, H Home A Away N Neutral

Average RPI Win:	207	WON-LOST	WINNING	LAST 10	STRENGTH OF	OPP. STRENGTH	TEAM	ADJ.	CONF.	ADJ CONF.
Average RPI Loss:	66	RECORD	PCT. RANK	GAMES	SCHEDULE	OF SCHEDULE	RPI	RPI	RPI	RPI
DIV. I ONLY	17- 6	41	3- 0	156	125	82	82	14	14	
DIV. I NON-CONF.	8- 4	97	1- 0	138	109	100	100	16	16	
TOTALS	RPI 1-25	RPI 26-50	W-L RECORDS	RPI 51-100	RPI 101-150	RPI 150+				
17- 6	0- 2	0- 0	OVERALL	2- 3	4- 1	11- 0				
12- 1	0- 0	0- 0	HOME	2- 1	2- 0	8- 0				
4- 3	0- 1	0- 0	AWAY	0- 1	1- 1	3- 0				
1- 2	0- 1	0- 0	NEUTRAL	0- 1	1- 0	0- 0				
8- 4	0- 2	0- 0	NON-CONFERENCE	1- 2	2- 0	5- 0				
5- 1	0- 0	0- 0	HOME	1- 1	1- 0	3- 0				
2- 1	0- 1	0- 0	AWAY	0- 0	0- 0	2- 0				
1- 2	0- 1	0- 0	NEUTRAL	0- 1	1- 0	0- 0				
9- 2	0- 0	0- 0	CONFERENCE	1- 1	2- 1	6- 0				
7- 0	0- 0	0- 0	HOME	1- 0	1- 0	5- 0				
2- 2	0- 0	0- 0	AWAY	0- 1	1- 1	1- 0				
0- 0	0- 0	0- 0	NEUTRAL	0- 0	0- 0	0- 0				

RPI 1-25				RPI 26-50				RPI 51-100 Team's RPI: 82				RPI 101+			
RPI	S	Opponent	Score	RPI	S	Opponent	Score	RPI	S	Opponent	Score	RPI	S	Opponent	Score
13	A	Louisville	61 68					52	H	Indiana	85 74	110	N	Kent St.	79 73
15	N	DePaul	69 77					55	N	George Washington	49 68	121	H	Southern Miss.	79 53
								77	H	UT Arlington	68 71	132	A	Old Dominion	67 62
								87	A	Charlotte	85 89	137	H	Ball St.	68 61
								89	H	Middle Tenn.	66 51	150	A	UTSA	77 80
												160	H	Louisiana Tech	67 58
												177	H	Col. of Charleston	89 76
												204	H	UAB	60 48
												241	A	Austin Peay	85 65
												246	H	Marshall	73 57
												273	H	FIU	90 38
												289	A	UTEP	71 54
												303	H	Lipscomb	87 35
												312	A	Eastern Ky.	90 63
												330	H	Fla. Atlantic	76 55
												349	H	Alabama A&M	96 32
LAST 12 Division I GAMES:															
110	N	Kent St.	79 73	89	H	Middle Tenn.	66 51								
121	H	Southern Miss.	79 53	204	H	UAB	60 48								
160	H	Louisiana Tech	67 58	132	A	Old Dominion	67 62								
150	A	UTSA	77 80	87	A	Charlotte	85 89								
289	A	UTEP	71 54	273	H	FIU	90 38								
246	H	Marshall	73 57	330	H	Fla. Atlantic	76 55								

Non-Div I Games:

Western Ky.

■ Loss, 
 ■ Non-Conf, 
 ■ S Site, 
 ■ H Home 
 ■ A Away 
 N Neutral

Average RPI Win:	265	WON-LOST	WINNING	LAST 10	STRENGTH OF	OPP. STRENGTH	TEAM	ADJ.	CONF.	ADJ CONF.
Average RPI Loss:	73	RECORD	PCT. RANK	GAMES	SCHEDULE	OF SCHEDULE	RPI	RPI	RPI	RPI
DIV. I ONLY	14- 8	106	4- 6	308	119	174	174	10	10	
DIV. I NON-CONF.	9- 2	37	1- 0	347	163	178	178	11	11	
TOTALS	RPI 1-25	RPI 26-50	W-L RECORDS	RPI 51-100	RPI 101-150	RPI 150+				
14- 8	0- 1	0- 2	OVERALL	0- 3	1- 2	13- 0				
6- 4	0- 0	0- 1	HOME	0- 2	0- 1	6- 0				
7- 4	0- 0	0- 0	AWAY	0- 1	1- 0	6- 0				
1- 0	0- 0	0- 0	NEUTRAL	0- 0	0- 0	1- 0				
9- 2	0- 1	0- 1	NON-CONFERENCE	0- 0	1- 0	8- 0				
4- 1	0- 0	0- 1	HOME	0- 0	0- 0	4- 0				
4- 1	0- 1	0- 0	AWAY	0- 0	1- 0	3- 0				
1- 0	0- 0	0- 0	NEUTRAL	0- 0	0- 0	1- 0				
5- 6	0- 0	0- 1	CONFERENCE	0- 3	0- 2	5- 0				
2- 3	0- 0	0- 0	HOME	0- 2	0- 1	2- 0				
3- 3	0- 0	0- 1	AWAY	0- 1	0- 1	3- 0				
0- 0	0- 0	0- 0	NEUTRAL	0- 0	0- 0	0- 0				

RPI 1-25				RPI 26-50				RPI 51-100				RPI 101+ Team's RPI: 174			
RPI	S	Opponent	Score	RPI	S	Opponent	Score	RPI	S	Opponent	Score	RPI	S	Opponent	Score
24	A	Michigan	40 66	44	A	Ohio	67 80	62	H	Buffalo	47 62	110	H	Kent St.	67 71
				47	H	Michigan St.	64 68	71	H	Toledo	66 72	137	A	Ball St.	56 61
								88	A	Northern Ill.	62 67	148	A	Detroit	75 65
												216	A	Miami (OH)	85 60
												217	A	Akron	73 57
												217	H	Akron	73 60
												228	H	Bradley	83 64
												261	H	Bowling Green	75 58
												271	A	Eastern Mich.	76 67
												281	A	North Dakota St.	68 63
												284	H	Davidson	76 63
												310	A	UMKC	66 54
												312	N	Eastern Ky.	74 59
												317	H	Loyola Chicago	65 53
												323	H	Fort Wayne	61 35
												329	A	Chicago St.	64 51
LAST 12 Division I GAMES:															
				71	H	Toledo	66 72	271	A	Eastern Mich.	76 67				
				88	A	Northern Ill.	62 67	261	H	Bowling Green	75 58				
				62	H	Buffalo	47 62	137	A	Ball St.	56 61				
				44	A	Ohio	67 80	216	A	Miami (OH)	85 60				
				217	A	Akron	73 57	217	H	Akron	73 60				
				110	H	Kent St.	67 71	329	A	Chicago St.	64 51				

Non-Div I Games:

Western Mich.

■ Loss, 
 ■ Non-Conf, S Site, 
 ■ Home 
 ■ Away 
 N Neutral

Average RPI Win:	233	WON-LOST	WINNING	LAST 10	STRENGTH OF	OPP. STRENGTH	TEAM	ADJ.	CONF.	ADJ CONF.
Average RPI Loss:	104	RECORD	PCT. RANK	GAMES	SCHEDULE	OF SCHEDULE	RPI	RPI	RPI	RPI
DIV. I ONLY	10- 11	194	5- 5	173	115	196	196	16	16	
DIV. I NON-CONF.	5- 6	186	1- 1	118	52	184	184	14	14	
TOTALS	RPI 1-25	RPI 26-50	W-L RECORDS	RPI 51-100	RPI 101-150	RPI 150+				
10- 11	1- 1	0- 3	OVERALL	0- 3	1- 0	8- 4				
6- 5	1- 0	0- 2	HOME	0- 1	1- 0	4- 2				
3- 4	0- 0	0- 1	AWAY	0- 1	0- 0	3- 2				
1- 2	0- 1	0- 0	NEUTRAL	0- 1	0- 0	1- 0				
5- 6	1- 1	0- 2	NON-CONFERENCE	0- 2	1- 0	3- 1				
4- 2	1- 0	0- 1	HOME	0- 0	1- 0	2- 1				
0- 2	0- 0	0- 1	AWAY	0- 1	0- 0	0- 0				
1- 2	0- 1	0- 0	NEUTRAL	0- 1	0- 0	1- 0				
5- 5	0- 0	0- 1	CONFERENCE	0- 1	0- 0	5- 3				
2- 3	0- 0	0- 1	HOME	0- 1	0- 0	2- 1				
3- 2	0- 0	0- 0	AWAY	0- 0	0- 0	3- 2				
0- 0	0- 0	0- 0	NEUTRAL	0- 0	0- 0	0- 0				

RPI 1-25				RPI 26-50				RPI 51-100				RPI 101+				Team's RPI: 196	
RPI	S	Opponent	Score	RPI	S	Opponent	Score	RPI	S	Opponent	Score	RPI	S	Opponent	Score		
12	N	Stanford	39 87	30	A	Missouri	57 64	56	H	UNI	61 63	126	H	Abilene Christian	81 62		
21	H	Creighton	62 54	32	H	Drake	78 83	77	A	UT Arlington	70 74	153	A	Missouri St.	62 73		
				38	H	South Dakota St.	58 78	99	N	Purdue	49 86	153	H	Missouri St.	60 65		
												179	A	Southern Ill.	54 77		
												184	N	Northeastern	87 73		
												199	A	Indiana St.	56 42		
												228	H	Bradley	65 54		
												272	A	Evansville	74 67		
												310	H	UMKC	54 56		
												317	A	Loyola Chicago	83 64		
												321	H	Illinois St.	67 45		
												324	H	Arkansas St.	69 51		
												334	H	Incarnate Word	73 63		
LAST 12 Division I GAMES:																	
				153	H	Missouri St.	60 65					179	A	Southern Ill.	54 77		
				317	A	Loyola Chicago	83 64					153	A	Missouri St.	62 73		
				199	A	Indiana St.	56 42					56	H	UNI	61 63		
				321	H	Illinois St.	67 45					32	H	Drake	78 83		
				228	H	Bradley	65 54					38	H	South Dakota St.	58 78		
				272	A	Evansville	74 67					334	H	Incarnate Word	73 63		

Non-Div I Games:

Wichita St.

■ Loss, 
■ Non-Conf, 
■ S Site, 
■ H Home 
■ A Away 
N Neutral

## William &amp; Mary

Through Games Of Feb. 8, 2017

Average RPI Win:	217	WON-LOST	WINNING	LAST 10	STRENGTH OF	OPP. STRENGTH	TEAM	ADJ.	CONF.	ADJ CONF.
Average RPI Loss:	110	RECORD	PCT. RANK	GAMES	SCHEDULE	OF SCHEDULE	RPI	RPI	RPI	RPI
DIV. I ONLY	15- 7	80	4- 6	228	127	133	133	8	8	
DIV. I NON-CONF.	10- 1	16	1- 0	274	306	93	93	8	8	
TOTALS	RPI 1-25	RPI 26-50	W-L RECORDS	RPI 51-100	RPI 101-150	RPI 150+				
15- 7	0- 0	0- 2	OVERALL	0- 1	3- 1	12- 3				
8- 4	0- 0	0- 2	HOME	0- 1	1- 1	7- 0				
7- 3	0- 0	0- 0	AWAY	0- 0	2- 0	5- 3				
0- 0	0- 0	0- 0	NEUTRAL	0- 0	0- 0	0- 0				
10- 1	0- 0	0- 0	NON-CONFERENCE	0- 1	2- 0	8- 0				
6- 1	0- 0	0- 0	HOME	0- 1	1- 0	5- 0				
4- 0	0- 0	0- 0	AWAY	0- 0	1- 0	3- 0				
0- 0	0- 0	0- 0	NEUTRAL	0- 0	0- 0	0- 0				
5- 6	0- 0	0- 2	CONFERENCE	0- 0	1- 1	4- 3				
2- 3	0- 0	0- 2	HOME	0- 0	0- 1	2- 0				
3- 3	0- 0	0- 0	AWAY	0- 0	1- 0	2- 3				
0- 0	0- 0	0- 0	NEUTRAL	0- 0	0- 0	0- 0				

RPI S	Opponent	Score	RPI S	Opponent	Score	RPI S	Opponent	Score	RPI S	Opponent	Score	Team's RPI: 133
29	H Elon	58 60	42	H James Madison	64 79	63	H St. John's (NY)	57 73	116	A Delaware	60 49	
									116	H Delaware	54 68	
									132	A Old Dominion	69 58	
									135	H East Carolina	82 72	
									166	A Towson	60 64	
									177	A Col. of Charleston	60 70	
									180	A Hofstra	61 64	
									180	H Hofstra	81 65	
									184	A Northeastern	68 54	
									184	H Northeastern	60 58	
									189	A American	48 34	
									212	H Saint Francis (PA)	73 60	
									213	H Dartmouth	63 50	
									221	A UNCW	57 43	
									233	H Richmond	67 39	
									269	A Norfolk St.	65 52	
									318	A USC Upstate	49 46	
									319	H Mt. St. Mary's	68 46	
									345	H Delaware St.	82 48	
LAST 12 Division I GAMES:												
180	H Hofstra	81 65	166	A Towson	60 64							
180	A Hofstra	61 64	221	A UNCW	57 43							
184	A Northeastern	68 54	184	H Northeastern	60 58							
42	H James Madison	64 79	177	A Col. of Charleston	60 70							
116	H Delaware	54 68	116	A Delaware	60 49							
29	H Elon	58 60	135	H East Carolina	82 72							

Non-Div I Games:

William &amp; Mary

■ Loss, 
 ■ Non-Conf, 
 ■ S Site, 
 ■ H Home 
 ■ A Away 
 N Neutral

Average RPI Win:	335	WON-LOST	WINNING	LAST 10	STRENGTH OF	OPP. STRENGTH	TEAM	ADJ.	CONF.	ADJ CONF.
Average RPI Loss:	179	RECORD	PCT. RANK	GAMES	SCHEDULE	OF SCHEDULE	RPI	RPI	RPI	RPI
DIV. I ONLY	1- 21	347	1- 9	132	284	327	327	28	28	
DIV. I NON-CONF.	0- 11	335	0- 1	29	159	283	283	28	28	
TOTALS	RPI 1-25	RPI 26-50	W-L RECORDS	RPI 51-100	RPI 101-150	RPI 150+				
1- 21	0- 3	0- 1	OVERALL	0- 1	0- 3	1- 13				
1- 10	0- 0	0- 0	HOME	0- 0	0- 2	1- 8				
0- 8	0- 1	0- 1	AWAY	0- 0	0- 1	0- 5				
0- 3	0- 2	0- 0	NEUTRAL	0- 1	0- 0	0- 0				
0- 11	0- 3	0- 1	NON-CONFERENCE	0- 1	0- 1	0- 5				
0- 5	0- 0	0- 0	HOME	0- 0	0- 1	0- 4				
0- 3	0- 1	0- 1	AWAY	0- 0	0- 0	0- 1				
0- 3	0- 2	0- 0	NEUTRAL	0- 1	0- 0	0- 0				
1- 10	0- 0	0- 0	CONFERENCE	0- 0	0- 2	1- 8				
1- 5	0- 0	0- 0	HOME	0- 0	0- 1	1- 4				
0- 5	0- 0	0- 0	AWAY	0- 0	0- 1	0- 4				
0- 0	0- 0	0- 0	NEUTRAL	0- 0	0- 0	0- 0				

RPI 1-25				RPI 26-50				RPI 51-100				RPI 101+ Team's RPI: 327			
RPI	S	Opponent	Score	RPI	S	Opponent	Score	RPI	S	Opponent	Score	RPI	S	Opponent	Score
5	N	Florida St.	35 98	31	A	Ohio St.	48 88	80	N	Gonzaga	41 71	103	H	Mercer	48 71
9	A	Baylor	32 140									139	A	Radford	49 74
24	N	Michigan	39 76									139	H	Radford	50 60
												177	H	Col. of Charleston	64 95
												186	A	ETSU	45 62
												217	H	Akron	59 80
												220	A	Campbell	32 61
												222	H	Presbyterian	39 78
												237	H	UNC Asheville	53 68
												240	A	Liberty	51 80
												251	A	Charleston So.	52 71
												263	H	Tennessee Tech	50 73
												290	A	High Point	43 88
												290	H	High Point	57 70
												292	H	Gardner-Webb	54 89
												335	H	Longwood	78 72
												339	H	South Carolina St.	55 63
LAST 12 Division I GAMES:															
290	H	High Point	57 70	220	A	Campbell	32 61								
139	A	Radford	49 74	251	A	Charleston So.	52 71								
292	H	Gardner-Webb	54 89	237	H	UNC Asheville	53 68								
240	A	Liberty	51 80	139	H	Radford	50 60								
335	H	Longwood	78 72	290	A	High Point	43 88								
222	H	Presbyterian	39 78	31	A	Ohio St.	48 88								

Non-Div I Games: N.C. Wesleyan 89 40

Winthrop

■ Loss, 
 ■ Non-Conf, S Site, 
 ■ Home 
 ■ Away 
 N Neutral

Average RPI Win:	227	WON-LOST	WINNING	LAST 10	STRENGTH OF	OPP. STRENGTH	TEAM	ADJ.	CONF.	ADJ CONF.
Average RPI Loss:	89	RECORD	PCT. RANK	GAMES	SCHEDULE	OF SCHEDULE	RPI	RPI	RPI	RPI
DIV. I ONLY	5- 18	309	0- 10	44	107	205	205	6	6	
DIV. I NON-CONF.	5- 8	218	1- 1	90	262	192	192	6	6	
TOTALS	RPI 1-25	RPI 26-50	W-L RECORDS	RPI 51-100	RPI 101-150	RPI 150+				
5- 18	0- 1	1- 4	OVERALL	0- 9	0- 0	4- 4				
2- 10	0- 1	0- 3	HOME	0- 4	0- 0	2- 2				
2- 7	0- 0	1- 1	AWAY	0- 4	0- 0	1- 2				
1- 1	0- 0	0- 0	NEUTRAL	0- 1	0- 0	1- 0				
5- 8	0- 0	1- 1	NON-CONFERENCE	0- 4	0- 0	4- 3				
2- 5	0- 0	0- 1	HOME	0- 2	0- 0	2- 2				
2- 2	0- 0	1- 0	AWAY	0- 1	0- 0	1- 1				
1- 1	0- 0	0- 0	NEUTRAL	0- 1	0- 0	1- 0				
0- 10	0- 1	0- 3	CONFERENCE	0- 5	0- 0	0- 1				
0- 5	0- 1	0- 2	HOME	0- 2	0- 0	0- 0				
0- 5	0- 0	0- 1	AWAY	0- 3	0- 0	0- 1				
0- 0	0- 0	0- 0	NEUTRAL	0- 0	0- 0	0- 0				

RPI 1-25				RPI 26-50				RPI 51-100				RPI 101+ Team's RPI: 205			
RPI	S	Opponent	Score	RPI	S	Opponent	Score	RPI	S	Opponent	Score	RPI	S	Opponent	Score
24	H	Michigan	56 73	31	A	Ohio St.	61 70	51	A	Northwestern	43 63	173	A	Milwaukee	63 80
				31	H	Ohio St.	68 96	52	H	Indiana	54 78	190	H	Idaho St.	35 42
				33	A	Green Bay	54 53	54	A	Minnesota	60 88	193	A	Rutgers	52 68
				43	H	Marquette	75 81	57	H	Dayton	64 83	212	H	Saint Francis (PA)	100 103
				47	H	Michigan St.	57 81	81	A	Penn St.	46 76	232	H	Butler	60 55
								85	H	North Carolina	59 72	262	N	Tennessee St.	80 70
								87	A	Charlotte	48 63	286	H	Mississippi Val.	103 61
								98	N	Ole Miss	44 69	321	A	Illinois St.	64 46
								99	H	Purdue	57 79				
LAST 12 Division I GAMES:															
				31	H	Ohio St.	68 96	99	H	Purdue	57 79				
				51	A	Northwestern	43 63	54	A	Minnesota	60 88				
				52	H	Indiana	54 78	193	A	Rutgers	52 68				
				47	H	Michigan St.	57 81	24	H	Michigan	56 73				
				31	A	Ohio St.	61 70	33	A	Green Bay	54 53				
				81	A	Penn St.	46 76	43	H	Marquette	75 81				

Non-Div I Games:

Wisconsin

■ Loss, 
■ Non-Conf, 
■ S Site, 
■ H Home 
■ A Away 
N Neutral

Average RPI Win:	278	WON-LOST	WINNING	LAST 10	STRENGTH OF	OPP. STRENGTH	TEAM	ADJ.	CONF.	ADJ CONF.
Average RPI Loss:	166	RECORD	PCT. RANK	GAMES	SCHEDULE	OF SCHEDULE	RPI	RPI	RPI	RPI
DIV. I ONLY	10- 12	201	2- 7	302	263	234	234	18	18	
DIV. I NON-CONF.	8- 5	124	1- 1	315	295	175	175	21	21	
TOTALS	RPI 1-25	RPI 26-50	W-L RECORDS	RPI 51-100	RPI 101-150	RPI 150+				
10- 12	0- 0	0- 1	OVERALL	0- 3	0- 1	10- 7				
5- 3	0- 0	0- 0	HOME	0- 1	0- 0	5- 2				
5- 7	0- 0	0- 1	AWAY	0- 0	0- 1	5- 5				
0- 2	0- 0	0- 0	NEUTRAL	0- 2	0- 0	0- 0				
8- 5	0- 0	0- 1	NON-CONFERENCE	0- 2	0- 0	8- 2				
3- 0	0- 0	0- 0	HOME	0- 0	0- 0	3- 0				
5- 3	0- 0	0- 1	AWAY	0- 0	0- 0	5- 2				
0- 2	0- 0	0- 0	NEUTRAL	0- 2	0- 0	0- 0				
2- 7	0- 0	0- 0	CONFERENCE	0- 1	0- 1	2- 5				
2- 3	0- 0	0- 0	HOME	0- 1	0- 0	2- 2				
0- 4	0- 0	0- 0	AWAY	0- 0	0- 1	0- 3				
0- 0	0- 0	0- 0	NEUTRAL	0- 0	0- 0	0- 0				

RPI S	Opponent	Score	RPI S	Opponent	Score	RPI S	Opponent	Score	RPI S	Opponent	Score	Team's RPI: 234
36	A North Carolina St.	40 80	75	N Florida	51 74	103	A Mercer	39 54	103	A Mercer	39 54	
			83	N Jacksonville	60 66	164	A Omaha	64 89	164	A Omaha	64 89	
			90	H Chattanooga	61 71	186	H ETSU	69 77	186	H ETSU	69 77	
						221	A UNCW	71 67	221	A UNCW	71 67	
						225	A Samford	54 57	225	A Samford	54 57	
						237	A UNC Asheville	65 84	237	A UNC Asheville	65 84	
						239	H Coastal Caro.	67 62	239	H Coastal Caro.	67 62	
						251	A Charleston So.	59 45	251	A Charleston So.	59 45	
						252	A UNCG	61 67	252	A UNCG	61 67	
						252	H UNCG	54 48	252	H UNCG	54 48	
						255	H Furman	49 69	255	H Furman	49 69	
						275	A North Florida	79 60	275	A North Florida	79 60	
						282	A Kennesaw St.	78 49	282	A Kennesaw St.	78 49	
						286	A Western Caro.	66 69	286	A Western Caro.	66 69	
						286	H Western Caro.	68 59	286	H Western Caro.	68 59	
						292	H Gardner-Webb	75 66	292	H Gardner-Webb	75 66	
						339	H South Carolina St.	66 65	339	H South Carolina St.	66 65	
						344	A N.C. Central	64 54	344	A N.C. Central	64 54	
LAST 12 Division I GAMES:												
286	A Western Caro.	66 69	255	H Furman	49 69							
252	A UNCG	61 67	252	H UNCG	54 48							
186	H ETSU	69 77	286	H Western Caro.	68 59							
90	H Chattanooga	61 71	282	A Kennesaw St.	78 49							
103	A Mercer	39 54	83	N Jacksonville	60 66							
225	A Samford	54 57	275	A North Florida	79 60							

Non-Div I Games: Montreat 71 30 Erskine 116 74

Wofford



Average RPI Win:	254	WON-LOST	WINNING	LAST 10	STRENGTH OF	OPP. STRENGTH	TEAM	ADJ.	CONF.	ADJ CONF.
Average RPI Loss:	99	RECORD	PCT. RANK	GAMES	SCHEDULE	OF SCHEDULE	RPI	RPI	RPI	RPI
DIV. I ONLY	16- 5	35	9- 1	323	159	140	140	20	20	
DIV. I NON-CONF.	6- 4	126	1- 0	345	101	245	245	20	20	
TOTALS	RPI 1-25	RPI 26-50	W-L RECORDS	RPI 51-100	RPI 101-150	RPI 150+				
16- 5	0- 0	0- 2	OVERALL	0- 0	1- 2	15- 1				
8- 1	0- 0	0- 0	HOME	0- 0	1- 1	7- 0				
8- 2	0- 0	0- 1	AWAY	0- 0	0- 0	8- 1				
0- 2	0- 0	0- 1	NEUTRAL	0- 0	0- 1	0- 0				
6- 4	0- 0	0- 1	NON-CONFERENCE	0- 0	0- 2	6- 1				
3- 1	0- 0	0- 0	HOME	0- 0	0- 1	3- 0				
3- 1	0- 0	0- 0	AWAY	0- 0	0- 0	3- 1				
0- 2	0- 0	0- 1	NEUTRAL	0- 0	0- 1	0- 0				
10- 1	0- 0	0- 1	CONFERENCE	0- 0	1- 0	9- 0				
5- 0	0- 0	0- 0	HOME	0- 0	1- 0	4- 0				
5- 1	0- 0	0- 1	AWAY	0- 0	0- 0	5- 0				
0- 0	0- 0	0- 0	NEUTRAL	0- 0	0- 0	0- 0				

RPI S	Opponent	Score	RPI S	Opponent	Score	RPI S	Opponent	Score	RPI S	Opponent	Score	Team's RPI: 140
33	A Green Bay	41 62	46	N Georgetown	60 67				110	H Kent St.	69 79	
									113	N Clemson	51 75	
									148	H Detroit	77 69	
									161	A Oakland	73 61	
									161	H Oakland	84 66	
									173	A Milwaukee	69 51	
									192	A Illinois	72 76	
									194	H Cleveland St.	84 63	
									216	H Miami (OH)	65 57	
									263	A Tennessee Tech	65 54	
									264	A Northern Ky.	70 63	
									264	H Northern Ky.	67 47	
									302	A Eastern Ill.	71 61	
									312	H Eastern Ky.	85 73	
									314	H Youngstown St.	71 58	
									320	A Valparaiso	65 52	
									323	H Fort Wayne	62 51	
									325	A Ill.-Chicago	73 54	
									329	A Chicago St.	71 65	
LAST 12 Division I GAMES:												
264	H Northern Ky.	67 47	264	A Northern Ky.	70 63							
161	H Oakland	84 66	194	H Cleveland St.	84 63							
148	H Detroit	77 69	314	H Youngstown St.	71 58							
320	A Valparaiso	65 52	33	A Green Bay	41 62							
325	A Ill.-Chicago	73 54	173	A Milwaukee	69 51							
161	A Oakland	73 61	216	H Miami (OH)	65 57							

Non-Div I Games: Grace (IN) 87 56 Cincinnati Christia 85 61

Wright St.

Loss, Non-Conf, S Site, H Home A Away N Neutral

Average RPI Win:	223	WON-LOST	WINNING	LAST 10	STRENGTH OF	OPP. STRENGTH	TEAM	ADJ.	CONF.	ADJ CONF.
Average RPI Loss:	91	RECORD	PCT. RANK	GAMES	SCHEDULE	OF SCHEDULE	RPI	RPI	RPI	RPI
DIV. I ONLY	15- 6	62	7- 3	236	133	105	105	13	13	
DIV. I NON-CONF.	6- 3	97	0- 0	270	161	148	148	15	15	
TOTALS	RPI 1-25	RPI 26-50	W-L RECORDS	RPI 51-100	RPI 101-150	RPI 150+				
15- 6	0- 0	0- 2	OVERALL	3- 2	0- 1	12- 1				
10- 1	0- 0	0- 0	HOME	2- 0	0- 1	8- 0				
5- 5	0- 0	0- 2	AWAY	1- 2	0- 0	4- 1				
0- 0	0- 0	0- 0	NEUTRAL	0- 0	0- 0	0- 0				
6- 3	0- 0	0- 2	NON-CONFERENCE	2- 0	0- 1	4- 0				
4- 1	0- 0	0- 0	HOME	1- 0	0- 1	3- 0				
2- 2	0- 0	0- 2	AWAY	1- 0	0- 0	1- 0				
0- 0	0- 0	0- 0	NEUTRAL	0- 0	0- 0	0- 0				
9- 3	0- 0	0- 0	CONFERENCE	1- 2	0- 0	8- 1				
6- 0	0- 0	0- 0	HOME	1- 0	0- 0	5- 0				
3- 3	0- 0	0- 0	AWAY	0- 2	0- 0	3- 1				
0- 0	0- 0	0- 0	NEUTRAL	0- 0	0- 0	0- 0				

RPI S	Opponent	Score	RPI S	Opponent	Score	RPI S	Opponent	Score	RPI S	Opponent	Score	Team's RPI: 105
32	A Drake	50 63	60	H South Dakota	69 62	142	H Idaho	71 74				
47	A Michigan St.	51 63	84	A Boise St.	54 64	154	H New Mexico	68 52				
			86	A UNLV	46 51	155	A Fresno St.	47 52				
			86	H UNLV	79 57	155	H Fresno St.	70 48				
			91	A Colorado	82 75	187	A Utah St.	71 48				
						202	H San Jose St.	89 60				
						259	H San Diego St.	80 67				
						276	H Southern Utah	68 48				
						285	A Nevada	72 59				
						301	H Denver	59 49				
						311	A Air Force	66 54				
						311	H Air Force	73 41				
						328	A Montana	67 42				
						338	H Cal St. Fullerton	61 26				
LAST 12 Division I GAMES:												
155	A Fresno St.	47 52	202	H San Jose St.	89 60							
311	H Air Force	73 41	285	A Nevada	72 59							
259	H San Diego St.	80 67	187	A Utah St.	71 48							
84	A Boise St.	54 64	155	H Fresno St.	70 48							
86	A UNLV	46 51	86	H UNLV	79 57							
154	H New Mexico	68 52	311	A Air Force	66 54							

Non-Div I Games: Adams St. 79 40 Chadron St. 74 50

Wyoming

Loss, Non-Conf, S Site, H Home A Away N Neutral

Average RPI Win:	227	WON-LOST	WINNING	LAST 10	STRENGTH OF	OPP. STRENGTH	TEAM	ADJ.	CONF.	ADJ CONF.
Average RPI Loss:	77	RECORD	PCT. RANK	GAMES	SCHEDULE	OF SCHEDULE	RPI	RPI	RPI	RPI
DIV. I ONLY	11- 12	183	2- 8	155	86	171	171	7	7	
DIV. I NON-CONF.	8- 3	67	0- 0	214	221	112	112	7	7	
TOTALS	RPI 1-25	RPI 26-50	W-L RECORDS	RPI 51-100	RPI 101-150	RPI 150+				
11- 12	1- 3	0- 2	OVERALL	0- 4	0- 1	10- 2				
7- 4	1- 0	0- 1	HOME	0- 2	0- 0	6- 1				
3- 6	0- 2	0- 1	AWAY	0- 2	0- 0	3- 1				
1- 2	0- 1	0- 0	NEUTRAL	0- 0	0- 1	1- 0				
8- 3	1- 1	0- 0	NON-CONFERENCE	0- 1	0- 1	7- 0				
6- 0	1- 0	0- 0	HOME	0- 0	0- 0	5- 0				
1- 1	0- 0	0- 0	AWAY	0- 1	0- 0	1- 0				
1- 2	0- 1	0- 0	NEUTRAL	0- 0	0- 1	1- 0				
3- 9	0- 2	0- 2	CONFERENCE	0- 3	0- 0	3- 2				
1- 4	0- 0	0- 1	HOME	0- 2	0- 0	1- 1				
2- 5	0- 2	0- 1	AWAY	0- 1	0- 0	2- 1				
0- 0	0- 0	0- 0	NEUTRAL	0- 0	0- 0	0- 0				

RPI	S	Opponent	Score	RPI	S	Opponent	Score	RPI	S	Opponent	Score	RPI	S	Opponent	Score	Team's RPI: 171
15	A	DePaul	69 85	43	A	Marquette	61 85	58	A	Wake Forest	45 58	121	N	Southern Miss.	59 73	
16	N	Oklahoma	69 81	46	H	Georgetown	64 69	63	A	St. John's (NY)	55 64	152	A	Cincinnati	72 61	
21	A	Creighton	52 63					63	H	St. John's (NY)	48 65	169	A	Providence	54 51	
24	H	Michigan	61 58					66	H	Villanova	47 72	181	A	Seton Hall	62 71	
												181	H	Seton Hall	72 64	
												232	A	Butler	53 43	
												232	H	Butler	62 65	
												262	H	Tennessee St.	63 54	
												275	H	North Florida	83 46	
												280	H	Southeast Mo. St.	54 48	
												282	N	Kennesaw St.	75 52	
												293	H	Ark.-Pine Bluff	62 41	
												345	H	Delaware St.	86 53	
LAST 12 Division I GAMES:																
232	A	Butler	53 43	43	A	Marquette	61 85	232	H	Butler	62 65					
63	A	St. John's (NY)	55 64	181	H	Seton Hall	72 64	63	H	St. John's (NY)	48 65					
181	A	Seton Hall	62 71	21	A	Creighton	52 63	169	A	Providence	54 51					
66	H	Villanova	47 72													
46	H	Georgetown	64 69													
15	A	DePaul	69 85													

Non-Div I Games:

Xavier

■ Loss, 
■ Non-Conf, 
■ S Site, 
■ H Home 
■ A Away 
N Neutral

Average RPI Win:	243	WON-LOST	WINNING	LAST 10	STRENGTH OF	OPP. STRENGTH	TEAM	ADJ.	CONF.	ADJ CONF.
Average RPI Loss:	145	RECORD	PCT. RANK	GAMES	SCHEDULE	OF SCHEDULE	RPI	RPI	RPI	RPI
DIV. I ONLY	10- 9	155	3- 7	168	262	151	151	9	9	
DIV. I NON-CONF.	9- 4	85	4- 2	273	292	126	126	9	9	
TOTALS	RPI 1-25	RPI 26-50	W-L RECORDS	RPI 51-100	RPI 101-150	RPI 150+				
10- 9	0- 1	0- 0	OVERALL	1- 1	1- 2	8- 5				
4- 3	0- 0	0- 0	HOME	0- 1	1- 1	3- 1				
6- 6	0- 1	0- 0	AWAY	1- 0	0- 1	5- 4				
0- 0	0- 0	0- 0	NEUTRAL	0- 0	0- 0	0- 0				
9- 4	0- 1	0- 0	NON-CONFERENCE	1- 0	1- 0	7- 3				
3- 1	0- 0	0- 0	HOME	0- 0	1- 0	2- 1				
6- 3	0- 1	0- 0	AWAY	1- 0	0- 0	5- 2				
0- 0	0- 0	0- 0	NEUTRAL	0- 0	0- 0	0- 0				
1- 5	0- 0	0- 0	CONFERENCE	0- 1	0- 2	1- 2				
1- 2	0- 0	0- 0	HOME	0- 1	0- 1	1- 0				
0- 3	0- 0	0- 0	AWAY	0- 0	0- 1	0- 2				
0- 0	0- 0	0- 0	NEUTRAL	0- 0	0- 0	0- 0				

RPI 1-25				RPI 26-50				RPI 51-100				RPI 101+ Team's RPI: 151			
RPI	S	Opponent	Score	RPI	S	Opponent	Score	RPI	S	Opponent	Score	RPI	S	Opponent	Score
12	A	Stanford	44 102					91	H	Cornell	63 76	119	A	Penn	55 66
								96	A	New Hampshire	64 58	144	H	Columbia	68 72
												146	H	Albany (NY)	64 53
												159	A	Brown	73 76
												159	H	Brown	73 51
												168	A	Army West Point	55 59
												172	A	Princeton	62 74
												175	H	Boston College	64 71
												206	H	Binghamton	57 48
												243	A	UC Santa Barbara	64 60
												268	A	Manhattan	57 63
												274	H	Vermont	77 48
												313	A	Holy Cross	71 70
												321	A	Illinois St.	59 45
												333	A	LIU Brooklyn	75 44
												343	A	Wagner	66 52
LAST 12 Division I GAMES:															
91	H	Cornell	63 76	243	A	UC Santa Barbara	64 60								
144	H	Columbia	68 72	12	A	Stanford	44 102								
159	H	Brown	73 51	96	A	New Hampshire	64 58								
159	A	Brown	73 76	175	H	Boston College	64 71								
172	A	Princeton	62 74	146	H	Albany (NY)	64 53								
119	A	Penn	55 66	333	A	LIU Brooklyn	75 44								

Non-Div I Games:

Yale

Average RPI Win:	276	WON-LOST	WINNING	LAST 10	STRENGTH OF	OPP. STRENGTH	TEAM	ADJ.	CONF.	ADJ CONF.
Average RPI Loss:	182	RECORD	PCT. RANK	GAMES	SCHEDULE	OF SCHEDULE	RPI	RPI	RPI	RPI
DIV. I ONLY	6- 15	286	4- 6	295	238	314	314	20	20	
DIV. I NON-CONF.	2- 7	284	0- 0	294	216	324	324	20	20	
TOTALS	RPI 1-25	RPI 26-50	W-L RECORDS	RPI 51-100	RPI 101-150	RPI 150+				
6- 15	0- 0	0- 1	OVERALL	0- 1	0- 4	6- 9				
4- 5	0- 0	0- 1	HOME	0- 1	0- 0	4- 3				
1- 10	0- 0	0- 0	AWAY	0- 0	0- 4	1- 6				
1- 0	0- 0	0- 0	NEUTRAL	0- 0	0- 0	1- 0				
2- 7	0- 0	0- 0	NON-CONFERENCE	0- 1	0- 2	2- 4				
1- 3	0- 0	0- 0	HOME	0- 1	0- 0	1- 2				
0- 4	0- 0	0- 0	AWAY	0- 0	0- 2	0- 2				
1- 0	0- 0	0- 0	NEUTRAL	0- 0	0- 0	1- 0				
4- 8	0- 0	0- 1	CONFERENCE	0- 0	0- 2	4- 5				
3- 2	0- 0	0- 1	HOME	0- 0	0- 0	3- 1				
1- 6	0- 0	0- 0	AWAY	0- 0	0- 2	1- 4				
0- 0	0- 0	0- 0	NEUTRAL	0- 0	0- 0	0- 0				

RPI S	Opponent	Score	RPI S	Opponent	Score	RPI S	Opponent	Score	RPI S	Opponent	Score	Team's RPI: 314
33	H Green Bay	51 84	91	H Cornell	75 80	110	A Kent St.	60 75	140	A Wright St.	58 71	
						141	A Pittsburgh	50 63	148	A Detroit	63 80	
						161	A Oakland	54 80	173	H Milwaukee	74 78	
						189	H American	64 77	194	A Cleveland St.	68 71	
						194	H Cleveland St.	92 67	212	H Saint Francis (PA)	69 68	
						217	H Akron	74 76	249	A Hawaii	50 72	
						264	A Northern Ky.	81 87	279	N Sacramento St.	102 94	
						297	A Northern Ariz.	49 70	320	A Valparaiso	60 77	
						320	H Valparaiso	76 70	325	A Ill.-Chicago	65 59	
						325	H Ill.-Chicago	70 54				
LAST 12 Division I GAMES:												
325	A Ill.-Chicago	65 59	194	H Cleveland St.	92 67							
320	A Valparaiso	60 77	320	H Valparaiso	76 70							
173	H Milwaukee	74 78	325	H Ill.-Chicago	70 54							
33	H Green Bay	51 84	264	A Northern Ky.	81 87							
161	A Oakland	54 80	140	A Wright St.	58 71							
148	A Detroit	63 80	194	A Cleveland St.	68 71							

Non-Div I Games: Point Park 84 71 Tiffin 84 62

Youngstown St.

Loss, Non-Conf, S Site, H Home A Away N Neutral