

Average RPI Win:	280	WON-LOST	WINNING	LAST 10	STRENGTH OF	OPP. STRENGTH	TEAM	ADJ.	CONF.	ADJ CONF.
Average RPI Loss:	174	RECORD	PCT. RANK	GAMES	SCHEDULE	OF SCHEDULE	RPI	RPI	RPI	RPI
DIV. I ONLY	7- 9	212	0- 1	292	309	263	263	26	26	
DIV. I NON-CONF.	2- 5	264	0- 0	259	248	284	284	23	23	
TOTALS	RPI 1-25	RPI 26-50	W-L RECORDS	RPI 51-100	RPI 101-150	RPI 150+				
7- 9	0- 0	0- 0	OVERALL	0- 1	0- 1	7- 7				
3- 4	0- 0	0- 0	HOME	0- 0	0- 0	3- 4				
3- 4	0- 0	0- 0	AWAY	0- 1	0- 1	3- 2				
1- 1	0- 0	0- 0	NEUTRAL	0- 0	0- 0	1- 1				
2- 5	0- 0	0- 0	NON-CONFERENCE	0- 0	0- 1	2- 4				
0- 3	0- 0	0- 0	HOME	0- 0	0- 0	0- 3				
1- 1	0- 0	0- 0	AWAY	0- 0	0- 1	1- 0				
1- 1	0- 0	0- 0	NEUTRAL	0- 0	0- 0	1- 1				
5- 4	0- 0	0- 0	CONFERENCE	0- 1	0- 0	5- 3				
3- 1	0- 0	0- 0	HOME	0- 0	0- 0	3- 1				
2- 3	0- 0	0- 0	AWAY	0- 1	0- 0	2- 2				
0- 0	0- 0	0- 0	NEUTRAL	0- 0	0- 0	0- 0				

RPI S	Opponent	Score	RPI S	Opponent	Score	RPI S	Opponent	Score	RPI S	Opponent	Score	Team's RPI: 263
						58 A	Lamar University	58 76	148 A	Texas Tech	61 78	
									161 H	Abilene Christian	68 72	
									164 H	New Mexico St.	65 67	
									175 H	Texas St.	53 60	
									185 A	Nicholls St.	55 85	
									192 N	Prairie View	59 67	
									201 H	Sam Houston St.	76 61	
									218 A	UTRGV	59 49	
									218 H	UTRGV	57 70	
									256 N	Louisiana	64 63	
									266 A	Southeastern La.	45 56	
									292 A	Central Ark.	73 65	
									317 H	New Orleans	57 51	
									335 A	Houston Baptist	70 56	
									341 H	Northwestern St.	79 55	
LAST 12 Division I GAMES:												
266 A	Southeastern La.	45 56	341 H	Northwestern St.	79 55							
335 A	Houston Baptist	70 56	58 A	Lamar University	58 76							
161 H	Abilene Christian	68 72	292 A	Central Ark.	73 65							
185 A	Nicholls St.	55 85	164 H	New Mexico St.	65 67							
317 H	New Orleans	57 51	218 H	UTRGV	57 70							
201 H	Sam Houston St.	76 61	192 N	Prairie View	59 67							

Non-Div I Games: Schreiner 64 34 UNKNOWN 78 40 Tex. A&M Int'l 84 36 Texas Lutheran 73 49 A&M-Corpus Christi

Loss, Non-Conf, S Site, H Home A Away N Neutral

Average RPI Win:	274	WON-LOST	WINNING	LAST 10	STRENGTH OF	OPP. STRENGTH	TEAM	ADJ.	CONF.	ADJ CONF.
Average RPI Loss:	120	RECORD	PCT. RANK	GAMES	SCHEDULE	OF SCHEDULE	RPI	RPI	RPI	RPI
DIV. I ONLY	10- 7	124	0- 1	241	279	161	161	26	26	
DIV. I NON-CONF.	3- 4	199	0- 0	131	150	133	133	23	23	
TOTALS	RPI 1-25	RPI 26-50	W-L RECORDS	RPI 51-100	RPI 101-150	RPI 150+				
10- 7	0- 0	0- 0	OVERALL	0- 4	0- 1	10- 2				
2- 3	0- 0	0- 0	HOME	0- 3	0- 0	2- 0				
7- 4	0- 0	0- 0	AWAY	0- 1	0- 1	7- 2				
1- 0	0- 0	0- 0	NEUTRAL	0- 0	0- 0	1- 0				
3- 4	0- 0	0- 0	NON-CONFERENCE	0- 2	0- 1	3- 1				
0- 1	0- 0	0- 0	HOME	0- 1	0- 0	0- 0				
2- 3	0- 0	0- 0	AWAY	0- 1	0- 1	2- 1				
1- 0	0- 0	0- 0	NEUTRAL	0- 0	0- 0	1- 0				
7- 3	0- 0	0- 0	CONFERENCE	0- 2	0- 0	7- 1				
2- 2	0- 0	0- 0	HOME	0- 2	0- 0	2- 0				
5- 1	0- 0	0- 0	AWAY	0- 0	0- 0	5- 1				
0- 0	0- 0	0- 0	NEUTRAL	0- 0	0- 0	0- 0				

RPI 1-25				RPI 26-50				RPI 51-100				RPI 101+				Team's RPI: 161	
RPI	S	Opponent	Score	RPI	S	Opponent	Score	RPI	S	Opponent	Score	RPI	S	Opponent	Score		
								58	H	Lamar University	60	63	148	A	Texas Tech	54	105
								67	A	FGCU	65	81	158	A	Tulsa	63	75
								70	H	SFA	55	71	164	A	New Mexico St.	58	46
								75	H	Arkansas	68	80	201	A	Sam Houston St.	91	79
													240	N	Texas Southern	81	39
													263	A	A&M-Corpus Christi	72	68
													266	A	Southeastern La.	71	74
													268	A	UTEP	70	69
													292	H	Central Ark.	77	70
													317	A	New Orleans	59	52
													321	H	McNeese	109	52
													335	A	Houston Baptist	72	62
													341	A	Northwestern St.	72	63
LAST 12 Division I GAMES:																	
				58	H	Lamar University	60	63	266	A	Southeastern La.	71	74				
				263	A	A&M-Corpus Christi	72	68	321	H	McNeese	109	52				
				292	H	Central Ark.	77	70	201	A	Sam Houston St.	91	79				
				70	H	SFA	55	71	317	A	New Orleans	59	52				
				341	A	Northwestern St.	72	63	148	A	Texas Tech	54	105				
				335	A	Houston Baptist	72	62	67	A	FGCU	65	81				

Non-Div I Games: Eastern N.M. 78 46 Southwest (NM) 90 47 Howard Payne 98 43 Schreiner 90 43 Abilene Christian

Loss, Non-Conf, S Site, H Home A Away N Neutral

Average RPI Win:	255	WON-LOST	WINNING	LAST 10	STRENGTH OF	OPP. STRENGTH	TEAM	ADJ.	CONF.	ADJ CONF.
Average RPI Loss:	142	RECORD	PCT. RANK	GAMES	SCHEDULE	OF SCHEDULE	RPI	RPI	RPI	RPI
DIV. I ONLY	7- 14	256	0- 1	184	178	249	249	15	15	
DIV. I NON-CONF.	3- 7	256	0- 0	114	256	219	219	13	13	
TOTALS	RPI 1-25	RPI 26-50	W-L RECORDS	RPI 51-100	RPI 101-150	RPI 150+				
7- 14	0- 1	0- 1	OVERALL	0- 3	1- 1	6- 8				
6- 3	0- 0	0- 0	HOME	0- 0	1- 0	5- 3				
1- 11	0- 1	0- 1	AWAY	0- 3	0- 1	1- 5				
0- 0	0- 0	0- 0	NEUTRAL	0- 0	0- 0	0- 0				
3- 7	0- 1	0- 0	NON-CONFERENCE	0- 1	1- 1	2- 4				
2- 2	0- 0	0- 0	HOME	0- 0	1- 0	1- 2				
1- 5	0- 1	0- 0	AWAY	0- 1	0- 1	1- 2				
0- 0	0- 0	0- 0	NEUTRAL	0- 0	0- 0	0- 0				
4- 7	0- 0	0- 1	CONFERENCE	0- 2	0- 0	4- 4				
4- 1	0- 0	0- 0	HOME	0- 0	0- 0	4- 1				
0- 6	0- 0	0- 1	AWAY	0- 2	0- 0	0- 3				
0- 0	0- 0	0- 0	NEUTRAL	0- 0	0- 0	0- 0				

RPI 1-25				RPI 26-50				RPI 51-100				RPI 101+ Team's RPI: 249			
RPI	S	Opponent	Score	RPI	S	Opponent	Score	RPI	S	Opponent	Score	RPI	S	Opponent	Score
5	A	Oregon	36 82	50	A	Wyoming	60 80	51	A	New Mexico	57 78	108	H	Northern Colo.	69 57
								57	A	Boise St.	48 79	116	A	Minnesota	50 67
								79	A	Northeastern	41 54	163	A	Portland	60 79
												169	A	Denver	66 92
												204	H	George Mason	71 78
												206	H	Utah St.	44 48
												210	A	UNLV	56 66
												213	H	Navy	47 54
												216	A	San Diego St.	61 70
												216	H	San Diego St.	75 66
												242	H	Nevada	79 74
												247	A	Colorado St.	48 55
												247	H	Colorado St.	63 48
												300	A	Army West Point	71 60
												328	H	San Jose St.	88 77
												344	H	Fairleigh Dickinson	85 37
LAST 12 Division I GAMES:															
50	A	Wyoming	60 80	210	A	UNLV	56 66								
247	A	Colorado St.	48 55	216	A	San Diego St.	61 70								
216	H	San Diego St.	75 66	247	H	Colorado St.	63 48								
328	H	San Jose St.	88 77	206	H	Utah St.	44 48								
57	A	Boise St.	48 79	51	A	New Mexico	57 78								
242	H	Nevada	79 74	5	A	Oregon	36 82								

Non-Div I Games: Western St. 72 54

Air Force

■ Loss, 
■ Non-Conf, S Site, 
■ Home 
■ Away 
N Neutral

Average RPI Win:	255	WON-LOST	WINNING	LAST 10	STRENGTH OF	OPP. STRENGTH	TEAM	ADJ.	CONF.	ADJ CONF.
Average RPI Loss:	77	RECORD	PCT. RANK	GAMES	SCHEDULE	OF SCHEDULE	RPI	RPI	RPI	RPI
DIV. I ONLY	11- 8	128	0- 1	196	150	142	142	7	7	
DIV. I NON-CONF.	8- 2	52	0- 0	325	272	164	164	8	8	
TOTALS	RPI 1-25	RPI 26-50	W-L RECORDS	RPI 51-100	RPI 101-150	RPI 150+				
11- 8	0- 2	0- 2	OVERALL	1- 2	0- 1	10- 1				
5- 2	0- 0	0- 1	HOME	1- 0	0- 0	4- 1				
2- 6	0- 2	0- 1	AWAY	0- 2	0- 1	2- 0				
4- 0	0- 0	0- 0	NEUTRAL	0- 0	0- 0	4- 0				
8- 2	0- 0	0- 1	NON-CONFERENCE	0- 0	0- 1	8- 0				
3- 1	0- 0	0- 1	HOME	0- 0	0- 0	3- 0				
1- 1	0- 0	0- 0	AWAY	0- 0	0- 1	1- 0				
4- 0	0- 0	0- 0	NEUTRAL	0- 0	0- 0	4- 0				
3- 6	0- 2	0- 1	CONFERENCE	1- 2	0- 0	2- 1				
2- 1	0- 0	0- 0	HOME	1- 0	0- 0	1- 1				
1- 5	0- 2	0- 1	AWAY	0- 2	0- 0	1- 0				
0- 0	0- 0	0- 0	NEUTRAL	0- 0	0- 0	0- 0				

RPI 1-25				RPI 26-50				RPI 51-100				RPI 101+ Team's RPI: 142			
RPI	S	Opponent	Score	RPI	S	Opponent	Score	RPI	S	Opponent	Score	RPI	S	Opponent	Score
23	A	Central Mich.	71 94	35	A	Ohio	70 92	84	A	Kent St.	58 73	125	A	Youngstown St.	61 72
24	A	Buffalo	72 91	45	H	Butler	47 63	86	H	Toledo	70 64	183	H	Eastern Mich.	60 72
								97	A	Northern Ill.	59 70	205	H	St. Bonaventure	67 58
												230	A	N.C. A&T	49 36
												235	H	Bowling Green	74 71
												268	N	UTEP	64 57
												278	N	Northern Ky.	77 60
												281	A	Western Mich.	72 59
												284	H	Canisius	62 53
												307	N	Jackson St.	74 57
												309	N	Oakland	85 65
												318	H	Eastern Ky.	63 54
LAST 12 Division I GAMES:															
35	A	Ohio	70 92	235	H	Bowling Green	74 71								
84	A	Kent St.	58 73	281	A	Western Mich.	72 59								
86	H	Toledo	70 64	23	A	Central Mich.	71 94								
24	A	Buffalo	72 91	268	N	UTEP	64 57								
97	A	Northern Ill.	59 70	307	N	Jackson St.	74 57								
183	H	Eastern Mich.	60 72	284	H	Canisius	62 53								

Non-Div I Games: Malone 63 44

Akron

■ Loss, 
 ■ Non-Conf, 
 ■ S Site, 
 ■ H Home 
 ■ A Away 
 N Neutral

## Alabama

Through Games Of Feb. 7, 2019

Average RPI Win:	171	WON-LOST	WINNING	LAST 10	STRENGTH OF	OPP. STRENGTH	TEAM	ADJ.	CONF.	ADJ CONF.
Average RPI Loss:	76	RECORD	PCT. RANK	GAMES	SCHEDULE	OF SCHEDULE	RPI	RPI	RPI	RPI
DIV. I ONLY	11- 12	176	0- 1	53	72	128	128	5	5	
DIV. I NON-CONF.	8- 5	120	0- 1	110	145	114	114	5	5	
TOTALS	RPI 1-25	RPI 26-50	W-L RECORDS	RPI 51-100	RPI 101-150	RPI 150+				
11- 12	0- 4	1- 1	OVERALL	2- 3	2- 1	6- 3				
8- 4	0- 1	1- 0	HOME	1- 2	1- 1	5- 0				
2- 5	0- 2	0- 1	AWAY	0- 1	1- 0	1- 1				
1- 3	0- 1	0- 0	NEUTRAL	1- 0	0- 0	0- 2				
8- 5	0- 1	1- 1	NON-CONFERENCE	1- 0	1- 1	5- 2				
6- 1	0- 0	1- 0	HOME	0- 0	1- 1	4- 0				
1- 1	0- 0	0- 1	AWAY	0- 0	0- 0	1- 0				
1- 3	0- 1	0- 0	NEUTRAL	1- 0	0- 0	0- 2				
3- 7	0- 3	0- 0	CONFERENCE	1- 3	1- 0	1- 1				
2- 3	0- 1	0- 0	HOME	1- 2	0- 0	1- 0				
1- 4	0- 2	0- 0	AWAY	0- 1	1- 0	0- 1				
0- 0	0- 0	0- 0	NEUTRAL	0- 0	0- 0	0- 0				

RPI 1-25				RPI 26-50				RPI 51-100				RPI 101+ Team's RPI: 128			
RPI	S	Opponent	Score	RPI	S	Opponent	Score	RPI	S	Opponent	Score	RPI	S	Opponent	Score
7	H	Mississippi St.	49 65	30	A	Utah	62 72	52	H	LSU	56 62	106	A	Georgia	58 53
16	A	South Carolina	59 62	44	H	Clemson	76 56	63	H	Auburn	56 66	115	H	South Alabama	67 72
21	A	Texas A&M	43 70					64	H	Tennessee	86 65	137	H	Tulane	69 58
22	N	Miami (FL)	74 101					75	A	Arkansas	61 72	155	N	Louisiana Tech	62 79
								95	N	Virginia	64 52	158	N	Tulsa	73 80
												202	H	Grambling	73 55
												203	A	Florida	55 57
												203	H	Florida	74 67
												209	A	SMU	62 61
												211	H	Stetson	59 47
												266	H	Southeastern La.	88 40
												341	H	Northwestern St.	87 73
LAST 12 Division I GAMES:															
155	N	Louisiana Tech	62 79	64	H	Tennessee	86 65								
203	A	Florida	55 57	21	A	Texas A&M	43 70								
7	H	Mississippi St.	49 65	63	H	Auburn	56 66								
106	A	Georgia	58 53	16	A	South Carolina	59 62								
75	A	Arkansas	61 72	203	H	Florida	74 67								
52	H	LSU	56 62	22	N	Miami (FL)	74 101								

Non-Div I Games:

Alabama

■ Loss, 
 ■ Non-Conf, 
 S Site, 
 ■ Home 
 ■ Away 
 N Neutral

Average RPI Win:	295	WON-LOST	WINNING	LAST 10	STRENGTH OF	OPP. STRENGTH	TEAM	ADJ.	CONF.	ADJ CONF.
Average RPI Loss:	209	RECORD	PCT. RANK	GAMES	SCHEDULE	OF SCHEDULE	RPI	RPI	RPI	RPI
DIV. I ONLY	9- 11	202	0- 1	350	324	304	304	29	29	
DIV. I NON-CONF.	5- 6	177	0- 0	309	322	268	268	27	27	
TOTALS	RPI 1-25	RPI 26-50	W-L RECORDS	RPI 51-100	RPI 101-150	RPI 150+				
9- 11	0- 0	0- 0	OVERALL	0- 0	0- 2	9- 9				
4- 5	0- 0	0- 0	HOME	0- 0	0- 0	4- 5				
4- 6	0- 0	0- 0	AWAY	0- 0	0- 2	4- 4				
1- 0	0- 0	0- 0	NEUTRAL	0- 0	0- 0	1- 0				
5- 6	0- 0	0- 0	NON-CONFERENCE	0- 0	0- 2	5- 4				
2- 2	0- 0	0- 0	HOME	0- 0	0- 0	2- 2				
2- 4	0- 0	0- 0	AWAY	0- 0	0- 2	2- 2				
1- 0	0- 0	0- 0	NEUTRAL	0- 0	0- 0	1- 0				
4- 5	0- 0	0- 0	CONFERENCE	0- 0	0- 0	4- 5				
2- 3	0- 0	0- 0	HOME	0- 0	0- 0	2- 3				
2- 2	0- 0	0- 0	AWAY	0- 0	0- 0	2- 2				
0- 0	0- 0	0- 0	NEUTRAL	0- 0	0- 0	0- 0				

RPI 1-25			RPI 26-50			RPI 51-100			RPI 101+ Team's RPI: 304		
RPI	S	Opponent	Score	RPI	S	Opponent	Score	RPI	S	Opponent	Score
								110	A	Kansas	54 65
								127	A	UAB	47 82
								173	H	Southern U.	50 54
								188	A	Illinois	60 88
								192	A	Prairie View	65 77
								202	H	Grambling	51 63
								225	N	Jacksonville	65 60
								226	H	Jacksonville St.	48 55
								236	H	Alabama St.	46 60
								240	A	Texas Southern	45 53
								266	H	Southeastern La.	51 48
								276	A	Austin Peay	58 75
								283	A	North Florida	63 62
								287	A	Murray St.	59 53
								290	H	Tennessee St.	67 57
								301	A	Mississippi Val.	80 60
								307	H	Jackson St.	58 55
								329	H	Lipscomb	58 62
								345	A	Ark.-Pine Bluff	78 52
								350	H	Alcorn	87 69
LAST 12 Division I GAMES:											
240	A	Texas Southern	45 53	301	A	Mississippi Val.	80 60				
192	A	Prairie View	65 77	202	H	Grambling	51 63				
350	H	Alcorn	87 69	307	H	Jackson St.	58 55				
173	H	Southern U.	50 54	225	N	Jacksonville	65 60				
236	H	Alabama St.	46 60	283	A	North Florida	63 62				
345	A	Ark.-Pine Bluff	78 52	266	H	Southeastern La.	51 48				

Non-Div I Games:

Alabama A&amp;M

■ Loss, 
 ■ Non-Conf, 
 ■ S Site, 
 ■ H Home 
 ■ A Away 
 N Neutral

Average RPI Win:	287	WON-LOST	WINNING	LAST 10	STRENGTH OF	OPP. STRENGTH	TEAM	ADJ.	CONF.	ADJ CONF.
Average RPI Loss:	135	RECORD	PCT. RANK	GAMES	SCHEDULE	OF SCHEDULE	RPI	RPI	RPI	RPI
DIV. I ONLY	6- 13	268	0- 1	156	291	236	236	29	29	
DIV. I NON-CONF.	0- 10	336	0- 0	15	189	231	231	27	27	
TOTALS	RPI 1-25	RPI 26-50	W-L RECORDS	RPI 51-100	RPI 101-150	RPI 150+				
6- 13	0- 1	0- 2	OVERALL	0- 2	0- 3	6- 5				
3- 4	0- 1	0- 0	HOME	0- 0	0- 1	3- 2				
3- 9	0- 0	0- 2	AWAY	0- 2	0- 2	3- 3				
0- 0	0- 0	0- 0	NEUTRAL	0- 0	0- 0	0- 0				
0- 10	0- 1	0- 2	NON-CONFERENCE	0- 2	0- 3	0- 2				
0- 3	0- 1	0- 0	HOME	0- 0	0- 1	0- 1				
0- 7	0- 0	0- 2	AWAY	0- 2	0- 2	0- 1				
0- 0	0- 0	0- 0	NEUTRAL	0- 0	0- 0	0- 0				
6- 3	0- 0	0- 0	CONFERENCE	0- 0	0- 0	6- 3				
3- 1	0- 0	0- 0	HOME	0- 0	0- 0	3- 1				
3- 2	0- 0	0- 0	AWAY	0- 0	0- 0	3- 2				
0- 0	0- 0	0- 0	NEUTRAL	0- 0	0- 0	0- 0				

RPI 1-25				RPI 26-50				RPI 51-100				RPI 101+ Team's RPI: 236			
RPI	S	Opponent	Score	RPI	S	Opponent	Score	RPI	S	Opponent	Score	RPI	S	Opponent	Score
16	H	South Carolina	38 94	26	A	Kentucky	35 87	63	A	Auburn	50 83	115	A	South Alabama	65 77
				49	A	Georgia Tech	42 69	90	A	Troy	46 116	127	H	UAB	47 62
												144	A	North Ala.	42 68
												170	A	Xavier	58 87
												173	H	Southern U.	78 61
												192	A	Prairie View	59 71
												202	H	Grambling	72 80
												240	A	Texas Southern	58 51
												261	H	Samford	51 60
												301	A	Mississippi Val.	62 64
												304	A	Alabama A&M	60 46
												307	H	Jackson St.	74 67
												345	A	Ark.-Pine Bluff	58 56
												350	H	Alcorn	76 63
LAST 12 Division I GAMES:															
192	A	Prairie View	59 71	345	A	Ark.-Pine Bluff	58 56								
240	A	Texas Southern	58 51	307	H	Jackson St.	74 67								
173	H	Southern U.	78 61	202	H	Grambling	72 80								
350	H	Alcorn	76 63	63	A	Auburn	50 83								
304	A	Alabama A&M	60 46	170	A	Xavier	58 87								
301	A	Mississippi Val.	62 64	127	H	UAB	47 62								

Non-Div I Games: Mobile 69 63

Alabama St.

■ Loss, 
 ■ Non-Conf, 
 ■ S Site, 
 ■ Home 
 ■ A Away 
 N Neutral

Average RPI Win:	271	WON-LOST	WINNING	LAST 10	STRENGTH OF	OPP. STRENGTH	TEAM	ADJ.	CONF.	ADJ CONF.
Average RPI Loss:	183	RECORD	PCT. RANK	GAMES	SCHEDULE	OF SCHEDULE	RPI	RPI	RPI	RPI
DIV. I ONLY	9- 13	226	1- 0	248	278	241	241	23	23	
DIV. I NON-CONF.	3- 10	278	0- 0	228	306	289	289	24	24	
TOTALS	RPI 1-25	RPI 26-50	W-L RECORDS	RPI 51-100	RPI 101-150	RPI 150+				
9- 13	0- 1	0- 1	OVERALL	0- 1	0- 3	9- 7				
5- 4	0- 0	0- 0	HOME	0- 0	0- 1	5- 3				
4- 9	0- 1	0- 1	AWAY	0- 1	0- 2	4- 4				
0- 0	0- 0	0- 0	NEUTRAL	0- 0	0- 0	0- 0				
3- 10	0- 1	0- 1	NON-CONFERENCE	0- 0	0- 2	3- 6				
1- 4	0- 0	0- 0	HOME	0- 0	0- 1	1- 3				
2- 6	0- 1	0- 1	AWAY	0- 0	0- 1	2- 3				
0- 0	0- 0	0- 0	NEUTRAL	0- 0	0- 0	0- 0				
6- 3	0- 0	0- 0	CONFERENCE	0- 1	0- 1	6- 1				
4- 0	0- 0	0- 0	HOME	0- 0	0- 0	4- 0				
2- 3	0- 0	0- 0	AWAY	0- 1	0- 1	2- 1				
0- 0	0- 0	0- 0	NEUTRAL	0- 0	0- 0	0- 0				

RPI	S	Opponent	Score	RPI	S	Opponent	Score	RPI	S	Opponent	Score	RPI	S	Opponent	Score	Team's RPI: 241
15	A	Rutgers	39 65	42	A	Purdue	41 53	73	A	Maine	65 76	103	A	Hartford	35 82	
												136	A	South Fla.	37 74	
												145	H	Marist	56 74	
												162	A	Stony Brook	54 49	
												212	H	Holy Cross	50 56	
												233	A	Monmouth	56 64	
												246	A	Binghamton	71 62	
												246	H	Binghamton	61 56	
												251	A	Cornell	34 48	
												258	A	St. Francis Brooklyn	67 60	
												265	A	Columbia	62 58	
												271	A	Vermont	39 52	
												284	H	Canisius	42 48	
												295	H	Central Conn. St.	53 60	
												297	H	UMBC	64 44	
												313	H	Manhattan	60 54	
												324	H	UMass Lowell	63 56	
												325	A	Lafayette	66 67	
												326	H	New Hampshire	59 41	
LAST 12 Division I GAMES:																
246	A	Binghamton	71 62	73	A	Maine	65 76									
326	H	New Hampshire	59 41	271	A	Vermont	39 52									
103	A	Hartford	35 82	246	H	Binghamton	61 56									
162	A	Stony Brook	54 49	265	A	Columbia	62 58									
297	H	UMBC	64 44	42	A	Purdue	41 53									
324	H	UMass Lowell	63 56	258	A	St. Francis Brooklyn	67 60									

Non-Div I Games:

Albany (NY)

■ Loss, 
 ■ Non-Conf, S Site, 
 ■ Home 
 ■ Away 
 N Neutral



Average RPI Win: <b>271</b>	WON-LOST	WINNING	LAST 10	STRENGTH OF	OPP. STRENGTH	TEAM	ADJ.	CONF.	ADJ CONF.
Average RPI Loss: <b>235</b>	RECORD	PCT. RANK	GAMES	SCHEDULE	OF SCHEDULE	RPI	RPI	RPI	RPI
DIV. I ONLY	2- 16	334	0- 1	344	327	350	350	29	29
DIV. I NON-CONF.	0- 9	336	0- 1	295	318	349	349	27	27
TOTALS	RPI 1-25	RPI 26-50	W-L RECORDS	RPI 51-100	RPI 101-150	RPI 150+			
2- 16	0- 0	0- 1	OVERALL	0- 0	0- 1	2- 14			
2- 5	0- 0	0- 0	HOME	0- 0	0- 0	2- 5			
0- 10	0- 0	0- 1	AWAY	0- 0	0- 1	0- 8			
0- 1	0- 0	0- 0	NEUTRAL	0- 0	0- 0	0- 1			
0- 9	0- 0	0- 1	NON-CONFERENCE	0- 0	0- 1	0- 7			
0- 2	0- 0	0- 0	HOME	0- 0	0- 0	0- 2			
0- 6	0- 0	0- 1	AWAY	0- 0	0- 1	0- 4			
0- 1	0- 0	0- 0	NEUTRAL	0- 0	0- 0	0- 1			
2- 7	0- 0	0- 0	CONFERENCE	0- 0	0- 0	2- 7			
2- 3	0- 0	0- 0	HOME	0- 0	0- 0	2- 3			
0- 4	0- 0	0- 0	AWAY	0- 0	0- 0	0- 4			
0- 0	0- 0	0- 0	NEUTRAL	0- 0	0- 0	0- 0			

RPI 1-25	RPI 26-50	RPI 51-100	RPI 101+ Team's RPI: 350
RPI S Opponent Score	RPI S Opponent Score	RPI S Opponent Score	RPI S Opponent Score
	48 <b>A</b> TCU 31 <b>88</b>		127 <b>A</b> UAB 53 <b>80</b>
			164 <b>N</b> New Mexico St. 64 <b>82</b>
			173 <b>H</b> Southern U. 54 <b>75</b>
			187 <b>A</b> Southern Miss. 47 <b>66</b>
			192 <b>H</b> Prairie View 61 <b>82</b>
			202 <b>A</b> Grambling 56 <b>61</b>
			236 <b>A</b> Alabama St. 63 <b>76</b>
			240 <b>H</b> Texas Southern 53 52
			266 <b>H</b> Southeastern La. 59 <b>77</b>
			268 <b>A</b> UTEP 51 <b>77</b>
			292 <b>H</b> Central Ark. 46 <b>57</b>
			301 <b>H</b> Mississippi Val. 73 63
			304 <b>A</b> Alabama A&M 69 <b>87</b>
			307 <b>A</b> Jackson St. 66 <b>88</b>
			315 <b>A</b> FIU 40 <b>75</b>
			341 <b>A</b> Northwestern St. 65 <b>78</b>
			345 <b>H</b> Ark.-Pine Bluff 57 <b>59</b>
LAST 12 Division I GAMES:			
	164 <b>N</b> New Mexico St. 64 <b>82</b>	202 <b>A</b> Grambling 56 <b>61</b>	
	173 <b>H</b> Southern U. 54 <b>75</b>	307 <b>A</b> Jackson St. 66 <b>88</b>	
	304 <b>A</b> Alabama A&M 69 <b>87</b>	192 <b>H</b> Prairie View 61 <b>82</b>	
	236 <b>A</b> Alabama St. 63 <b>76</b>	240 <b>H</b> Texas Southern 53 52	
	345 <b>H</b> Ark.-Pine Bluff 57 <b>59</b>	48 <b>A</b> TCU 31 <b>88</b>	
	301 <b>H</b> Mississippi Val. 73 63	315 <b>A</b> FIU 40 <b>75</b>	

Non-Div I Games: Lane 58 **70** Fisk 67 64 Rust 59 **78**

Alcorn

**Loss**, **Non-Conf**, **S Site**, **H Home** **A Away** **N Neutral**

Average RPI Win: <b>230</b>	WON-LOST	WINNING	LAST 10	STRENGTH OF	OPP. STRENGTH	TEAM	ADJ.	CONF.	ADJ CONF.
Average RPI Loss: <b>83</b>	RECORD	PCT. RANK	GAMES	SCHEDULE	OF SCHEDULE	RPI	RPI	RPI	RPI
DIV. I ONLY	13- 8	107	1- 0	101	186	94	94	19	19
DIV. I NON-CONF.	4- 7	228	0- 0	74	92	168	168	22	22
TOTALS	RPI 1-25	RPI 26-50	W-L RECORDS	RPI 51-100	RPI 101-150	RPI 150+			
13- 8	0- 1	0- 2	OVERALL	0- 2	1- 2	12- 1			
8- 1	0- 0	0- 1	HOME	0- 0	0- 0	8- 0			
5- 5	0- 0	0- 1	AWAY	0- 1	1- 2	4- 1			
0- 2	0- 1	0- 0	NEUTRAL	0- 1	0- 0	0- 0			
4- 7	0- 1	0- 1	NON-CONFERENCE	0- 2	0- 2	4- 1			
3- 1	0- 0	0- 1	HOME	0- 0	0- 0	3- 0			
1- 4	0- 0	0- 0	AWAY	0- 1	0- 2	1- 1			
0- 2	0- 1	0- 0	NEUTRAL	0- 1	0- 0	0- 0			
9- 1	0- 0	0- 1	CONFERENCE	0- 0	1- 0	8- 0			
5- 0	0- 0	0- 0	HOME	0- 0	0- 0	5- 0			
4- 1	0- 0	0- 1	AWAY	0- 0	1- 0	3- 0			
0- 0	0- 0	0- 0	NEUTRAL	0- 0	0- 0	0- 0			

RPI 1-25				RPI 26-50				RPI 51-100				Team's RPI: 94	RPI 101+			
RPI	S	Opponent	Score	RPI	S	Opponent	Score	RPI	S	Opponent	Score		RPI	S	Opponent	Score
4	N	Stanford	49 71	35	H	Ohio	67 77	67	N	FGCU	71 90		121	A	Penn St.	59 80
				46	A	Bucknell	56 71	95	A	Virginia	54 57		124	A	High Point	61 66
													138	A	Lehigh	61 53
													158	H	Tulsa	68 52
													165	A	Boston U.	64 51
													169	A	Denver	54 83
													204	H	George Mason	86 71
													212	H	Holy Cross	70 58
													213	A	Navy	58 45
													222	A	Hawaii	69 57
													228	A	Colgate	71 66
													228	H	Colgate	76 57
													297	H	UMBC	64 42
													299	H	Loyola Maryland	82 38
													300	H	Army West Point	61 51
													325	H	Lafayette	60 45
LAST 12 Division I GAMES:																
				228	A	Colgate	71 66					300	H	Army West Point	61 51	
				212	H	Holy Cross	70 58					213	A	Navy	58 45	
				325	H	Lafayette	60 45					228	H	Colgate	76 57	
				165	A	Boston U.	64 51					46	A	Bucknell	56 71	
				138	A	Lehigh	61 53					35	H	Ohio	67 77	
				299	H	Loyola Maryland	82 38					124	A	High Point	61 66	

Non-Div I Games:

American

■ Loss, 
 ■ Non-Conf, 
 ■ S Site, 
 ■ H Home 
 ■ A Away 
 N Neutral

Average RPI Win:	215	WON-LOST	WINNING	LAST 10	STRENGTH OF	OPP. STRENGTH	TEAM	ADJ.	CONF.	ADJ CONF.
Average RPI Loss:	111	RECORD	PCT. RANK	GAMES	SCHEDULE	OF SCHEDULE	RPI	RPI	RPI	RPI
DIV. I ONLY	12- 9	132	1- 0	140	166	135	135	12	12	
DIV. I NON-CONF.	6- 5	143	0- 0	159	199	131	131	15	15	
TOTALS	RPI 1-25	RPI 26-50	W-L RECORDS	RPI 51-100	RPI 101-150	RPI 150+				
12- 9	0- 1	0- 2	OVERALL	0- 3	2- 1	10- 2				
9- 2	0- 0	0- 0	HOME	0- 2	1- 0	8- 0				
3- 7	0- 1	0- 2	AWAY	0- 1	1- 1	2- 2				
0- 0	0- 0	0- 0	NEUTRAL	0- 0	0- 0	0- 0				
6- 5	0- 1	0- 2	NON-CONFERENCE	0- 0	1- 1	5- 1				
5- 0	0- 0	0- 0	HOME	0- 0	0- 0	5- 0				
1- 5	0- 1	0- 2	AWAY	0- 0	1- 1	0- 1				
0- 0	0- 0	0- 0	NEUTRAL	0- 0	0- 0	0- 0				
6- 4	0- 0	0- 0	CONFERENCE	0- 3	1- 0	5- 1				
4- 2	0- 0	0- 0	HOME	0- 2	1- 0	3- 0				
2- 2	0- 0	0- 0	AWAY	0- 1	0- 0	2- 1				
0- 0	0- 0	0- 0	NEUTRAL	0- 0	0- 0	0- 0				

RPI 1-25				RPI 26-50				RPI 51-100				RPI 101+ Team's RPI: 135			
RPI	S	Opponent	Score	RPI	S	Opponent	Score	RPI	S	Opponent	Score	RPI	S	Opponent	Score
16	A	South Carolina	50 80	44	A	Clemson	48 87	71	H	Little Rock	59 74	115	H	South Alabama	71 63
				49	A	Georgia Tech	53 71	90	H	Troy	72 83	127	A	UAB	61 80
								96	A	UT Arlington	94 99	146	A	Davidson	81 78
												166	H	Arkansas St.	75 67
												175	A	Texas St.	62 49
												175	H	Texas St.	77 56
												189	H	Coastal Caro.	67 53
												197	H	Elon	65 62
												217	H	Marshall	74 52
												252	A	ETSU	64 95
												256	A	Louisiana	55 73
												288	H	Wofford	94 70
												289	H	Col. of Charleston	80 66
												306	H	UNC Greensboro	68 65
												312	A	La.-Monroe	80 58
LAST 12 Division I GAMES:															
175	H	Texas St.	77 56	175	A	Texas St.	62 49	96	A	UT Arlington	94 99	115	H	South Alabama	71 63
312	A	La.-Monroe	80 58	96	A	UT Arlington	94 99	90	H	Troy	72 83	44	A	Clemson	48 87
256	A	Louisiana	55 73	90	H	Troy	72 83	115	H	South Alabama	71 63	288	H	Wofford	94 70
71	H	Little Rock	59 74	115	H	South Alabama	71 63	44	A	Clemson	48 87				
166	H	Arkansas St.	75 67	44	A	Clemson	48 87								
189	H	Coastal Caro.	67 53	288	H	Wofford	94 70								

Non-Div I Games:

Appalachian St.

■ Loss, 
■ Non-Conf, S Site, 
■ Home 
■ Away 
N Neutral

# Arizona

Through Games Of Feb. 7, 2019

Average RPI Win:	181	WON-LOST	WINNING	LAST 10	STRENGTH OF	OPP. STRENGTH	TEAM	ADJ.	CONF.	ADJ CONF.
Average RPI Loss:	34	RECORD	PCT. RANK	GAMES	SCHEDULE	OF SCHEDULE	RPI	RPI	RPI	RPI
DIV. I ONLY	15- 7	82	1- 0	90	47	65	65	2	2	
DIV. I NON-CONF.	10- 1	17	0- 0	333	205	134	134	2	2	
TOTALS	RPI 1-25	RPI 26-50	W-L RECORDS	RPI 51-100	RPI 101-150	RPI 150+				
15- 7	1- 3	1- 3	OVERALL	2- 0	3- 1	8- 0				
9- 3	1- 1	1- 1	HOME	2- 0	1- 1	4- 0				
4- 4	0- 2	0- 2	AWAY	0- 0	2- 0	2- 0				
2- 0	0- 0	0- 0	NEUTRAL	0- 0	0- 0	2- 0				
10- 1	0- 0	0- 0	NON-CONFERENCE	1- 0	1- 1	8- 0				
6- 1	0- 0	0- 0	HOME	1- 0	1- 1	4- 0				
2- 0	0- 0	0- 0	AWAY	0- 0	0- 0	2- 0				
2- 0	0- 0	0- 0	NEUTRAL	0- 0	0- 0	2- 0				
5- 6	1- 3	1- 3	CONFERENCE	1- 0	2- 0	0- 0				
3- 2	1- 1	1- 1	HOME	1- 0	0- 0	0- 0				
2- 4	0- 2	0- 2	AWAY	0- 0	2- 0	0- 0				
0- 0	0- 0	0- 0	NEUTRAL	0- 0	0- 0	0- 0				

RPI	S	Opponent	Score	RPI	S	Opponent	Score	RPI	S	Opponent	Score	RPI	S	Opponent	Score
4	H	Stanford	48 78	28	H	California	60 55	54	H	Southern California	71 68	102	H	Loyola Marymount	64 66
5	A	Oregon	60 93	30	A	Utah	64 80	98	H	Idaho St.	71 46	132	A	Colorado	69 67
17	A	Arizona St.	47 60	33	A	Oregon St.	64 86					141	A	Washington	69 59
17	H	Arizona St.	51 39	47	H	UCLA	93 98					147	H	Montana	100 51
												163	N	Portland	92 70
												216	A	San Diego St.	69 60
												244	H	Northern Ariz.	71 47
												262	A	Long Beach St.	70 43
												268	H	UTEP	62 40
												291	H	South Carolina St.	73 32
												320	H	Incarnate Word	84 42
												339	N	Seattle U	84 54
LAST 12 Division I GAMES:															
141	A	Washington	69 59	4	H	Stanford	48 78								
17	A	Arizona St.	47 60	28	H	California	60 55								
47	H	UCLA	93 98	30	A	Utah	64 80								
54	H	Southern California	71 68	132	A	Colorado	69 67								
5	A	Oregon	60 93	17	H	Arizona St.	51 39								
33	A	Oregon St.	64 86	244	H	Northern Ariz.	71 47								

Non-Div I Games:

Arizona

Loss, Non-Conf, S Site, H Home A Away N Neutral

Average RPI Win:	120	WON-LOST	WINNING	LAST 10	STRENGTH OF	OPP. STRENGTH	TEAM	ADJ.	CONF.	ADJ CONF.
Average RPI Loss:	21	RECORD	PCT. RANK	GAMES	SCHEDULE	OF SCHEDULE	RPI	RPI	RPI	RPI
DIV. I ONLY	16- 6	58	1- 0	12	13	17	17	2	2	
DIV. I NON-CONF.	9- 2	43	1- 0	52	18	25	25	2	2	
TOTALS	RPI 1-25	RPI 26-50	W-L RECORDS	RPI 51-100	RPI 101-150	RPI 150+				
16- 6	0- 4	3- 1	OVERALL	4- 1	3- 0	6- 0				
8- 3	0- 2	1- 1	HOME	2- 0	1- 0	4- 0				
6- 2	0- 1	2- 0	AWAY	1- 1	2- 0	1- 0				
2- 1	0- 1	0- 0	NEUTRAL	1- 0	0- 0	1- 0				
9- 2	0- 2	0- 0	NON-CONFERENCE	2- 0	1- 0	6- 0				
5- 1	0- 1	0- 0	HOME	0- 0	1- 0	4- 0				
2- 0	0- 0	0- 0	AWAY	1- 0	0- 0	1- 0				
2- 1	0- 1	0- 0	NEUTRAL	1- 0	0- 0	1- 0				
7- 4	0- 2	3- 1	CONFERENCE	2- 1	2- 0	0- 0				
3- 2	0- 1	1- 1	HOME	2- 0	0- 0	0- 0				
4- 2	0- 1	2- 0	AWAY	0- 1	2- 0	0- 0				
0- 0	0- 0	0- 0	NEUTRAL	0- 0	0- 0	0- 0				

RPI 1-25				Team's RPI: 17		RPI 26-50				RPI 51-100				RPI 101+					
RPI	S	Opponent	Score		RPI	S	Opponent	Score		RPI	S	Opponent	Score		RPI	S	Opponent	Score	
2	H	Baylor	59	65	28	H	California	62	61	53	N	Kansas St.	65	51	117	H	Fresno St.	68	52
3	N	Louisville	56	58	30	A	Utah	65	63	54	H	Southern California	68	59	126	A	Washington St.	61	46
4	H	Stanford	65	72	33	A	Oregon St.	79	76	65	A	Arizona	39	51	132	A	Colorado	76	70
5	A	Oregon	71	77	47	H	UCLA	59	61	65	H	Arizona	60	47	151	N	Southern Ill.	82	38
										75	A	Arkansas	88	85	155	H	Louisiana Tech	80	44
															158	H	Tulsa	70	52
															173	H	Southern U.	69	47
															247	A	Colorado St.	70	39
															320	H	Incarnate Word	81	43
LAST 12 Division I GAMES:																			
158	H	Tulsa	70	52	5	A	Oregon	71	77	28	H	California	62	61					
126	A	Washington St.	61	46	4	H	Stanford	65	72	132	A	Colorado	76	70					
65	H	Arizona	60	47	30	A	Utah	65	63	65	A	Arizona	39	51					
54	H	Southern California	68	59															
47	H	UCLA	59	61															
33	A	Oregon St.	79	76															

Non-Div I Games:

Arizona St.

■ Loss, 
■ Non-Conf, 
■ S Site, 
■ H Home 
■ A Away 
N Neutral

Average RPI Win:	350	WON-LOST	WINNING	LAST 10	STRENGTH OF	OPP. STRENGTH	TEAM	ADJ.	CONF.	ADJ CONF.
Average RPI Loss:	214	RECORD	PCT. RANK	GAMES	SCHEDULE	OF SCHEDULE	RPI	RPI	RPI	RPI
DIV. I ONLY	1- 11	346	0- 0	323	335	345	345	29	29	
DIV. I NON-CONF.	0- 3	336	0- 0	16	242	248	248	27	27	
TOTALS	RPI 1-25	RPI 26-50	W-L RECORDS	RPI 51-100	RPI 101-150	RPI 150+				
1- 11	0- 0	0- 1	OVERALL	0- 0	0- 1	1- 9				
0- 5	0- 0	0- 0	HOME	0- 0	0- 0	0- 5				
1- 6	0- 0	0- 1	AWAY	0- 0	0- 1	1- 4				
0- 0	0- 0	0- 0	NEUTRAL	0- 0	0- 0	0- 0				
0- 3	0- 0	0- 1	NON-CONFERENCE	0- 0	0- 1	0- 1				
0- 0	0- 0	0- 0	HOME	0- 0	0- 0	0- 0				
0- 3	0- 0	0- 1	AWAY	0- 0	0- 1	0- 1				
0- 0	0- 0	0- 0	NEUTRAL	0- 0	0- 0	0- 0				
1- 8	0- 0	0- 0	CONFERENCE	0- 0	0- 0	1- 8				
0- 5	0- 0	0- 0	HOME	0- 0	0- 0	0- 5				
1- 3	0- 0	0- 0	AWAY	0- 0	0- 0	1- 3				
0- 0	0- 0	0- 0	NEUTRAL	0- 0	0- 0	0- 0				

RPI 1-25			RPI 26-50			RPI 51-100			RPI 101+			Team's RPI: 345
RPI	S	Opponent	Score	RPI	S	Opponent	Score	RPI	S	Opponent	Score	
				33	A	Oregon St.	33 89					
								116	A	Minnesota	42 84	
								173	A	Southern U.	41 73	
								192	H	Prairie View	41 80	
								202	A	Grambling	57 77	
								236	H	Alabama St.	56 58	
								240	H	Texas Southern	58 59	
								255	A	Wichita St.	39 76	
								301	H	Mississippi Val.	56 62	
								304	H	Alabama A&M	52 78	
								307	A	Jackson St.	41 60	
								350	A	Alcorn	59 57	
LAST 12 Division I GAMES:												
307	A	Jackson St.	41 60	304	H	Alabama A&M	52 78					
202	A	Grambling	57 77	236	H	Alabama St.	56 58					
192	H	Prairie View	41 80	301	H	Mississippi Val.	56 62					
240	H	Texas Southern	58 59	116	A	Minnesota	42 84					
350	A	Alcorn	59 57	33	A	Oregon St.	33 89					
173	A	Southern U.	41 73	255	A	Wichita St.	39 76					

Non-Div I Games: LeMoyne-Owen 52 43 Paul Quinn 68 52 Philander Smith 48 53 Tougaloo 68 60 Ark.-Pine Bluff

## Arkansas

Through Games Of Feb. 7, 2019

Average RPI Win:	183	WON-LOST	WINNING	LAST 10	STRENGTH OF	OPP. STRENGTH	TEAM	ADJ.	CONF.	ADJ CONF.
Average RPI Loss:	46	RECORD	PCT. RANK	GAMES	SCHEDULE	OF SCHEDULE	RPI	RPI	RPI	RPI
DIV. I ONLY	16- 8	89	0- 1	97	58	75	75	5	5	
DIV. I NON-CONF.	11- 3	56	0- 0	152	123	61	61	5	5	
TOTALS	RPI 1-25	RPI 26-50	W-L RECORDS	RPI 51-100	RPI 101-150	RPI 150+				
16- 8	0- 4	0- 1	OVERALL	2- 1	3- 2	11- 0				
8- 4	0- 3	0- 0	HOME	0- 0	3- 1	5- 0				
6- 3	0- 1	0- 1	AWAY	2- 1	0- 0	4- 0				
2- 1	0- 0	0- 0	NEUTRAL	0- 0	0- 1	2- 0				
11- 3	0- 2	0- 0	NON-CONFERENCE	1- 0	2- 1	8- 0				
6- 1	0- 1	0- 0	HOME	0- 0	2- 0	4- 0				
3- 1	0- 1	0- 0	AWAY	1- 0	0- 0	2- 0				
2- 1	0- 0	0- 0	NEUTRAL	0- 0	0- 1	2- 0				
5- 5	0- 2	0- 1	CONFERENCE	1- 1	1- 1	3- 0				
2- 3	0- 2	0- 0	HOME	0- 0	1- 1	1- 0				
3- 2	0- 0	0- 1	AWAY	1- 1	0- 0	2- 0				
0- 0	0- 0	0- 0	NEUTRAL	0- 0	0- 0	0- 0				

RPI 1-25				RPI 26-50				RPI 51-100				Team's RPI: 75		RPI 101+			
RPI	S	Opponent	Score	RPI	S	Opponent	Score	RPI	S	Opponent	Score			RPI	S	Opponent	Score
7	H	Mississippi St.	69 93	31	A	Missouri	53 71	52	A	LSU	34 71			106	H	Georgia	72 80
11	A	Iowa St.	82 91					64	A	Tennessee	80 79			107	H	Nebraska	84 80
16	H	South Carolina	79 87					96	A	UT Arlington	66 65			128	H	Alabama	72 61
17	H	Arizona St.	85 88											130	N	Pittsburgh	54 61
														150	H	Tennessee Tech	65 42
														158	A	Tulsa	61 59
														161	A	Abilene Christian	80 68
														174	H	Vanderbilt	83 62
														180	H	Oral Roberts	74 61
														181	N	Wisconsin	69 68
														192	H	Prairie View	71 44
														198	A	Ole Miss	85 55
														203	A	Florida	83 73
														290	N	Tennessee St.	79 55
														307	H	Jackson St.	76 57
														341	H	Northwestern St.	98 53
LAST 12 Division I GAMES:																	
				52	A	LSU	34 71					174	H	Vanderbilt	83 62		
				16	H	South Carolina	79 87					31	A	Missouri	53 71		
				106	H	Georgia	72 80					198	A	Ole Miss	85 55		
				203	A	Florida	83 73					7	H	Mississippi St.	69 93		
				128	H	Alabama	72 61					307	H	Jackson St.	76 57		
				64	A	Tennessee	80 79					158	A	Tulsa	61 59		

Non-Div I Games:

Arkansas

■ Loss, 
 ■ Non-Conf, 
 ■ S Site, 
 ■ H Home 
 ■ A Away 
 N Neutral

Average RPI Win:	226	WON-LOST	WINNING	LAST 10	STRENGTH OF	OPP. STRENGTH	TEAM	ADJ.	CONF.	ADJ CONF.
Average RPI Loss:	104	RECORD	PCT. RANK	GAMES	SCHEDULE	OF SCHEDULE	RPI	RPI	RPI	RPI
DIV. I ONLY	9- 12	218	1- 0	86	156	166	166	12	12	
DIV. I NON-CONF.	5- 6	177	0- 0	143	120	171	171	15	15	
TOTALS	RPI 1-25	RPI 26-50	W-L RECORDS	RPI 51-100	RPI 101-150	RPI 150+				
9- 12	0- 1	0- 1	OVERALL	0- 5	2- 2	7- 3				
7- 3	0- 0	0- 0	HOME	0- 1	1- 0	6- 2				
2- 9	0- 1	0- 1	AWAY	0- 4	1- 2	1- 1				
0- 0	0- 0	0- 0	NEUTRAL	0- 0	0- 0	0- 0				
5- 6	0- 1	0- 1	NON-CONFERENCE	0- 2	0- 1	5- 1				
4- 1	0- 0	0- 0	HOME	0- 0	0- 0	4- 1				
1- 5	0- 1	0- 1	AWAY	0- 2	0- 1	1- 0				
0- 0	0- 0	0- 0	NEUTRAL	0- 0	0- 0	0- 0				
4- 6	0- 0	0- 0	CONFERENCE	0- 3	2- 1	2- 2				
3- 2	0- 0	0- 0	HOME	0- 1	1- 0	2- 1				
1- 4	0- 0	0- 0	AWAY	0- 2	1- 1	0- 1				
0- 0	0- 0	0- 0	NEUTRAL	0- 0	0- 0	0- 0				

RPI 1-25				RPI 26-50				RPI 51-100				RPI 101+ Team's RPI: 166			
RPI	S	Opponent	Score	RPI	S	Opponent	Score	RPI	S	Opponent	Score	RPI	S	Opponent	Score
21	A	Texas A&M	56 97	31	A	Missouri	50 70	71	A	Little Rock	55 68	115	A	South Alabama	77 64
								72	A	Belmont	55 74	115	H	South Alabama	69 58
								88	A	Oklahoma St.	60 62	129	A	UT Martin	91 97
								90	A	Troy	79 87	135	A	Appalachian St.	67 75
								96	H	UT Arlington	73 100	155	H	Louisiana Tech	70 80
												158	H	Tulsa	73 60
												175	H	Texas St.	62 85
												189	A	Coastal Caro.	72 88
												223	H	Memphis	77 66
												256	H	Louisiana	87 75
												268	A	UTEP	67 66
												287	H	Murray St.	74 63
												301	H	Mississippi Val.	60 57
												312	H	La.-Monroe	64 54
LAST 12 Division I GAMES:															
115	H	South Alabama	69 58	90	A	Troy	79 87								
71	A	Little Rock	55 68	115	A	South Alabama	77 64								
189	A	Coastal Caro.	72 88	312	H	La.-Monroe	64 54								
135	A	Appalachian St.	67 75	256	H	Louisiana	87 75								
175	H	Texas St.	62 85	31	A	Missouri	50 70								
96	H	UT Arlington	73 100	72	A	Belmont	55 74								

Non-Div I Games:

Arkansas St.

■ Loss, 
■ Non-Conf, S Site, 
■ Home 
■ Away 
N Neutral



Average RPI Win:	302	WON-LOST	WINNING	LAST 10	STRENGTH OF	OPP. STRENGTH	TEAM	ADJ.	CONF.	ADJ CONF.
Average RPI Loss:	169	RECORD	PCT. RANK	GAMES	SCHEDULE	OF SCHEDULE	RPI	RPI	RPI	RPI
DIV. I ONLY	7- 13	250	0- 1	304	272	300	300	19	19	
DIV. I NON-CONF.	4- 6	212	0- 0	319	325	304	304	22	22	
TOTALS	RPI 1-25	RPI 26-50	W-L RECORDS	RPI 51-100	RPI 101-150	RPI 150+				
7- 13	0- 0	0- 2	OVERALL	0- 2	0- 2	7- 7				
5- 6	0- 0	0- 1	HOME	0- 1	0- 2	5- 2				
2- 7	0- 0	0- 1	AWAY	0- 1	0- 0	2- 5				
0- 0	0- 0	0- 0	NEUTRAL	0- 0	0- 0	0- 0				
4- 6	0- 0	0- 1	NON-CONFERENCE	0- 1	0- 1	4- 3				
2- 3	0- 0	0- 0	HOME	0- 1	0- 1	2- 1				
2- 3	0- 0	0- 1	AWAY	0- 0	0- 0	2- 2				
0- 0	0- 0	0- 0	NEUTRAL	0- 0	0- 0	0- 0				
3- 7	0- 0	0- 1	CONFERENCE	0- 1	0- 1	3- 4				
3- 3	0- 0	0- 1	HOME	0- 0	0- 1	3- 1				
0- 4	0- 0	0- 0	AWAY	0- 1	0- 0	0- 3				
0- 0	0- 0	0- 0	NEUTRAL	0- 0	0- 0	0- 0				

RPI S	Opponent	Score	RPI S	Opponent	Score	RPI S	Opponent	Score	RPI S	Opponent	Score	Team's RPI: 300
46	H Bucknell	52 66	48	A TCU	38 63	89	H Yale	51 62	123	H St. John's (NY)	49 60	
						94	A American	51 61	138	H Lehigh	50 73	
									165	A Boston U.	51 63	
									212	A Holy Cross	39 58	
									213	H Navy	55 52	
									228	H Colgate	58 70	
									246	A Binghamton	47 60	
									249	H Air Force	60 71	
									258	H St. Francis Brooklyn	69 57	
									265	A Columbia	49 70	
									299	A Loyola Maryland	51 70	
									299	H Loyola Maryland	69 57	
									325	H Lafayette	65 50	
									327	A Wagner	61 46	
									344	H Fairleigh Dickinson	62 40	
									351	A LIU Brooklyn	57 42	
LAST 12 Division I GAMES:												
299	A Loyola Maryland	51 70	94	A American	51 61							
228	H Colgate	58 70	46	H Bucknell	52 66							
138	H Lehigh	50 73	299	H Loyola Maryland	69 57							
212	A Holy Cross	39 58	165	A Boston U.	51 63							
213	H Navy	55 52	89	H Yale	51 62							
325	H Lafayette	65 50	327	A Wagner	61 46							

Non-Div I Games: Connecticut Col. 74 48

Army West Point

■ Loss, 
 ■ Non-Conf, 
 ■ S Site, 
 ■ H Home 
 ■ A Away 
 N Neutral

Average RPI Win:	177	WON-LOST	WINNING	LAST 10	STRENGTH OF	OPP. STRENGTH	TEAM	ADJ.	CONF.	ADJ CONF.
Average RPI Loss:	27	RECORD	PCT. RANK	GAMES	SCHEDULE	OF SCHEDULE	RPI	RPI	RPI	RPI
DIV. I ONLY	16- 6	58	1- 0	118	31	63	63	5	5	
DIV. I NON-CONF.	11- 1	13	1- 0	229	55	37	37	5	5	
TOTALS	RPI 1-25	RPI 26-50	W-L RECORDS	RPI 51-100	RPI 101-150	RPI 150+				
16- 6	0- 3	1- 2	OVERALL	1- 1	2- 0	12- 0				
7- 4	0- 2	0- 1	HOME	0- 1	1- 0	6- 0				
7- 2	0- 1	0- 1	AWAY	1- 0	1- 0	5- 0				
2- 0	0- 0	1- 0	NEUTRAL	0- 0	0- 0	1- 0				
11- 1	0- 1	1- 0	NON-CONFERENCE	1- 0	0- 0	9- 0				
6- 0	0- 0	0- 0	HOME	0- 0	0- 0	6- 0				
3- 1	0- 1	0- 0	AWAY	1- 0	0- 0	2- 0				
2- 0	0- 0	1- 0	NEUTRAL	0- 0	0- 0	1- 0				
5- 5	0- 2	0- 2	CONFERENCE	0- 1	2- 0	3- 0				
1- 4	0- 2	0- 1	HOME	0- 1	1- 0	0- 0				
4- 1	0- 0	0- 1	AWAY	0- 0	1- 0	3- 0				
0- 0	0- 0	0- 0	NEUTRAL	0- 0	0- 0	0- 0				

RPI 1-25				RPI 26-50				RPI 51-100				Team's RPI: 63	RPI 101+			
RPI	S	Opponent	Score	RPI	S	Opponent	Score	RPI	S	Opponent	Score		RPI	S	Opponent	Score
7	H	Mississippi St.	59 85	26	H	Kentucky	68 78	51	A	New Mexico	79 76		106	H	Georgia	59 58
11	A	Iowa St.	64 67	29	N	North Carolina	86 81	64	H	Tennessee	69 78		128	A	Alabama	66 56
21	H	Texas A&M	67 69	31	A	Missouri	65 74						153	H	Oklahoma	95 79
													174	A	Vanderbilt	72 70
													185	H	Nicholls St.	80 59
													189	N	Coastal Caro.	84 78
													197	A	Elon	96 44
													198	A	Ole Miss	64 51
													202	H	Grambling	97 48
													203	A	Florida	64 56
													236	H	Alabama St.	83 50
													256	H	Louisiana	71 59
													261	H	Samford	73 46
													267	A	Saint Joseph's	81 70
LAST 12 Division I GAMES:																
51	A	New Mexico	79 76	21	H	Texas A&M	67 69									
11	A	Iowa St.	64 67	174	A	Vanderbilt	72 70									
26	H	Kentucky	68 78	7	H	Mississippi St.	59 85									
106	H	Georgia	59 58	128	A	Alabama	66 56									
198	A	Ole Miss	64 51	203	A	Florida	64 56									
31	A	Missouri	65 74	64	H	Tennessee	69 78									

Non-Div I Games: Xavier (LA) 77 58

Auburn

■ Loss, 
 ■ Non-Conf, S Site, 
 ■ Home 
 ■ Away 
 N Neutral

Average RPI Win:	258	WON-LOST	WINNING	LAST 10	STRENGTH OF	OPP. STRENGTH	TEAM	ADJ.	CONF.	ADJ CONF.
Average RPI Loss:	198	RECORD	PCT. RANK	GAMES	SCHEDULE	OF SCHEDULE	RPI	RPI	RPI	RPI
DIV. I ONLY	9- 11	202	0- 0	329	269	276	276	22	22	
DIV. I NON-CONF.	3- 6	241	0- 0	348	263	344	344	21	21	
TOTALS	RPI 1-25	RPI 26-50	W-L RECORDS	RPI 51-100	RPI 101-150	RPI 150+				
9- 11	0- 0	0- 0	OVERALL	0- 2	2- 1	7- 8				
7- 2	0- 0	0- 0	HOME	0- 1	1- 0	6- 1				
2- 9	0- 0	0- 0	AWAY	0- 1	1- 1	1- 7				
0- 0	0- 0	0- 0	NEUTRAL	0- 0	0- 0	0- 0				
3- 6	0- 0	0- 0	NON-CONFERENCE	0- 1	0- 0	3- 5				
3- 1	0- 0	0- 0	HOME	0- 0	0- 0	3- 1				
0- 5	0- 0	0- 0	AWAY	0- 1	0- 0	0- 4				
0- 0	0- 0	0- 0	NEUTRAL	0- 0	0- 0	0- 0				
6- 5	0- 0	0- 0	CONFERENCE	0- 1	2- 1	4- 3				
4- 1	0- 0	0- 0	HOME	0- 1	1- 0	3- 0				
2- 4	0- 0	0- 0	AWAY	0- 0	1- 1	1- 3				
0- 0	0- 0	0- 0	NEUTRAL	0- 0	0- 0	0- 0				

RPI 1-25			RPI 26-50			RPI 51-100			RPI 101+ Team's RPI: 276		
RPI	S	Opponent	Score	RPI	S	Opponent	Score	RPI	S	Opponent	Score
								72	H	Belmont	62 80
								87	A	Cincinnati	48 69
								122	H	Morehead St.	81 80
								129	A	UT Martin	65 74
								150	A	Tennessee Tech	72 65
								174	A	Vanderbilt	70 99
								184	A	Illinois St.	49 61
								200	A	Southeast Mo. St.	54 64
								224	A	Western Ill.	72 77
								226	A	Jacksonville St.	56 67
								243	A	SIUE	68 69
								243	H	SIUE	77 65
								278	H	Northern Ky.	52 48
								285	A	Eastern Ill.	73 60
								290	H	Tennessee St.	74 47
								301	H	Mississippi Val.	89 95
								304	H	Alabama A&M	75 58
								318	H	Eastern Ky.	100 65
								329	H	Lipscomb	70 58
								338	A	Evansville	52 56
LAST 12 Division I GAMES:											
243	H	SIUE	77 65	243	A	SIUE	68 69				
226	A	Jacksonville St.	56 67	129	A	UT Martin	65 74				
150	A	Tennessee Tech	72 65	200	A	Southeast Mo. St.	54 64				
72	H	Belmont	62 80	122	H	Morehead St.	81 80				
290	H	Tennessee St.	74 47	318	H	Eastern Ky.	100 65				
285	A	Eastern Ill.	73 60	338	A	Evansville	52 56				

Non-Div I Games: Christian Bros. 100 62 Trevecca Nazarene 90 78

Austin Peay

■ Loss, 
 ■ Non-Conf, S Site, 
 ■ Home 
 ■ Away 
 N Neutral

Average RPI Win:	161	WON-LOST	WINNING	LAST 10	STRENGTH OF	OPP. STRENGTH	TEAM	ADJ.	CONF.	ADJ CONF.
Average RPI Loss:	102	RECORD	PCT. RANK	GAMES	SCHEDULE	OF SCHEDULE	RPI	RPI	RPI	RPI
DIV. I ONLY	17- 6	54	0- 1	73	108	39	39	8	8	
DIV. I NON-CONF.	8- 3	72	0- 0	129	193	66	66	7	7	
TOTALS	RPI 1-25	RPI 26-50	W-L RECORDS	RPI 51-100	RPI 101-150	RPI 150+				
17- 6	1- 0	2- 3	OVERALL	1- 0	3- 2	10- 1				
8- 2	1- 0	0- 2	HOME	0- 0	3- 0	4- 0				
7- 4	0- 0	1- 1	AWAY	1- 0	0- 2	5- 1				
2- 0	0- 0	1- 0	NEUTRAL	0- 0	0- 0	1- 0				
8- 3	0- 0	1- 2	NON-CONFERENCE	0- 0	1- 0	6- 1				
4- 1	0- 0	0- 1	HOME	0- 0	1- 0	3- 0				
2- 2	0- 0	0- 1	AWAY	0- 0	0- 0	2- 1				
2- 0	0- 0	1- 0	NEUTRAL	0- 0	0- 0	1- 0				
9- 3	1- 0	1- 1	CONFERENCE	1- 0	2- 2	4- 0				
4- 1	1- 0	0- 1	HOME	0- 0	2- 0	1- 0				
5- 2	0- 0	1- 0	AWAY	1- 0	0- 2	3- 0				
0- 0	0- 0	0- 0	NEUTRAL	0- 0	0- 0	0- 0				

RPI 1-25				RPI 26-50				Team's RPI: 39	RPI 51-100				RPI 101+			
RPI	S	Opponent	Score	RPI	S	Opponent	Score		RPI	S	Opponent	Score	RPI	S	Opponent	Score
13	H	Gonzaga	70 68	28	H	California	52 70		78	A	Pacific	77 74	102	A	Loyola Marymount	58 61
				30	A	Utah	67 78						102	H	Loyola Marymount	55 44
				43	A	Saint Mary's (CA)	74 73						108	H	Northern Colo.	70 50
				43	H	Saint Mary's (CA)	75 78						133	A	Pepperdine	65 79
				48	N	TCU	61 58						133	H	Pepperdine	83 58
													163	H	Portland	79 71
													168	H	UC Riverside	72 70
													176	A	Santa Clara	54 44
													199	H	Eastern Wash.	80 65
													206	A	Utah St.	62 57
													234	A	San Francisco	67 59
													247	H	Colorado St.	51 42
													257	A	San Diego	65 56
													273	A	Southern Utah	64 67
													275	A	Utah Valley	77 51
													282	N	California Baptist	76 69
LAST 12 Division I GAMES:																
43	H	Saint Mary's (CA)	75 78	43	A	Saint Mary's (CA)	74 73									
133	A	Pepperdine	65 79	78	A	Pacific	77 74									
102	A	Loyola Marymount	58 61	102	H	Loyola Marymount	55 44									
257	A	San Diego	65 56	133	H	Pepperdine	83 58									
163	H	Portland	79 71	234	A	San Francisco	67 59									
13	H	Gonzaga	70 68	176	A	Santa Clara	54 44									

Non-Div I Games:

BYU

■ Loss, 
 ■ Non-Conf, 
 S Site, 
 ■ Home 
 ■ Away 
 N Neutral

Average RPI Win:	182	WON-LOST	WINNING	LAST 10	STRENGTH OF	OPP. STRENGTH	TEAM	ADJ.	CONF.	ADJ CONF.
Average RPI Loss:	81	RECORD	PCT. RANK	GAMES	SCHEDULE	OF SCHEDULE	RPI	RPI	RPI	RPI
DIV. I ONLY	6- 14	275	0- 1	41	77	177	177	7	7	
DIV. I NON-CONF.	4- 7	228	0- 0	121	32	202	202	8	8	
TOTALS	RPI 1-25	RPI 26-50	W-L RECORDS	RPI 51-100	RPI 101-150	RPI 150+				
6- 14	0- 2	0- 4	OVERALL	2- 5	1- 1	3- 2				
5- 4	0- 0	0- 2	HOME	2- 0	0- 0	3- 2				
1- 7	0- 2	0- 2	AWAY	0- 3	1- 0	0- 0				
0- 3	0- 0	0- 0	NEUTRAL	0- 2	0- 1	0- 0				
4- 7	0- 0	0- 2	NON-CONFERENCE	1- 3	1- 1	2- 1				
3- 2	0- 0	0- 1	HOME	1- 0	0- 0	2- 1				
1- 2	0- 0	0- 1	AWAY	0- 1	1- 0	0- 0				
0- 3	0- 0	0- 0	NEUTRAL	0- 2	0- 1	0- 0				
2- 7	0- 2	0- 2	CONFERENCE	1- 2	0- 0	1- 1				
2- 2	0- 0	0- 1	HOME	1- 0	0- 0	1- 1				
0- 5	0- 2	0- 1	AWAY	0- 2	0- 0	0- 0				
0- 0	0- 0	0- 0	NEUTRAL	0- 0	0- 0	0- 0				

RPI 1-25				RPI 26-50				RPI 51-100				RPI 101+ Team's RPI: 177			
RPI	S	Opponent	Score	RPI	S	Opponent	Score	RPI	S	Opponent	Score	RPI	S	Opponent	Score
23	A	Central Mich.	63 81	35	A	Ohio	62 94	55	A	Miami (OH)	57 60	120	A	Western Ky.	86 83
24	A	Buffalo	65 77	35	H	Ohio	75 90	60	N	Quinnipiac	66 69	139	N	Fordham	70 78
				42	H	Purdue	38 80	61	N	Duke	62 79	174	H	Vanderbilt	43 60
				45	A	Butler	47 64	68	A	Missouri St.	54 74	235	H	Bowling Green	77 70
								84	H	Kent St.	48 44	277	H	Cleveland St.	67 62
								86	A	Toledo	58 65	281	H	Western Mich.	62 65
								87	H	Cincinnati	75 63	290	H	Tennessee St.	90 51
LAST 12 Division I GAMES:															
23	A	Central Mich.	63 81	55	A	Miami (OH)	57 60	24	A	Buffalo	65 77				
60	N	Quinnipiac	66 69	35	H	Ohio	75 90	235	H	Bowling Green	77 70				
61	N	Duke	62 79	35	A	Ohio	62 94	86	A	Toledo	58 65				
281	H	Western Mich.	62 65	84	H	Kent St.	48 44	290	H	Tennessee St.	90 51				

Non-Div I Games: Urbana 99 62

Ball St.

■ Loss, 
 ■ Non-Conf, 
 ■ S Site, 
 ■ H Home 
 ■ A Away 
 N Neutral

Average RPI Win: 96		WON-LOST	WINNING	LAST 10	STRENGTH OF	OPP. STRENGTH	TEAM	ADJ.	CONF.	ADJ CONF.
Average RPI Loss: 4		RECORD	PCT. RANK	GAMES	SCHEDULE	OF SCHEDULE	RPI	RPI	RPI	RPI
DIV. I ONLY		20- 1	3	1- 0	4	19	2	2	3	3
DIV. I NON-CONF.		10- 1	17	0- 0	13	19	4	4	3	3
TOTALS		RPI 1-25	RPI 26-50	W-L RECORDS		RPI 51-100	RPI 101-150	RPI 150+		
20- 1	4- 1		3- 0	OVERALL		4- 0	4- 0	5- 0		
10- 0	2- 0		0- 0	HOME		2- 0	2- 0	4- 0		
8- 1	2- 1		2- 0	AWAY		1- 0	2- 0	1- 0		
2- 0	0- 0		1- 0	NEUTRAL		1- 0	0- 0	0- 0		
10- 1	3- 1		1- 0	NON-CONFERENCE		1- 0	1- 0	4- 0		
6- 0	1- 0		0- 0	HOME		0- 0	1- 0	4- 0		
2- 1	2- 1		0- 0	AWAY		0- 0	0- 0	0- 0		
2- 0	0- 0		1- 0	NEUTRAL		1- 0	0- 0	0- 0		
10- 0	1- 0		2- 0	CONFERENCE		3- 0	3- 0	1- 0		
4- 0	1- 0		0- 0	HOME		2- 0	1- 0	0- 0		
6- 0	0- 0		2- 0	AWAY		1- 0	2- 0	1- 0		
0- 0	0- 0		0- 0	NEUTRAL		0- 0	0- 0	0- 0		

RPI	S	Opponent	Score	RPI	S	Opponent	Score	RPI	S	Opponent	Score	RPI	S	Opponent	Score
4	A	Stanford	63 68	27	N	South Dakota St.	72 66	53	H	Kansas St.	65 50	110	A	Kansas	94 68
6	H	UConn	68 57	32	A	Texas	74 68	66	H	West Virginia	79 47	122	H	Morehead St.	96 58
11	H	Iowa St.	84 69	48	A	TCU	79 55	88	A	Oklahoma St.	66 58	148	A	Texas Tech	73 56
16	A	South Carolina	94 69					93	N	Georgetown	67 46	148	H	Texas Tech	96 37
17	A	Arizona St.	65 59									153	A	Oklahoma	74 53
												173	H	Southern U.	94 49
												185	H	Nicholls St.	100 39
												208	H	Saint Francis (PA)	116 58
												218	H	UTRGV	98 37
LAST 12 Division I GAMES:															
32	A	Texas	74 68	110	A	Kansas	94 68								
148	H	Texas Tech	96 37	48	A	TCU	79 55								
88	A	Oklahoma St.	66 58	53	H	Kansas St.	65 50								
153	A	Oklahoma	74 53	148	A	Texas Tech	73 56								
11	H	Iowa St.	84 69	6	H	UConn	68 57								
66	H	West Virginia	79 47	218	H	UTRGV	98 37								

Non-Div I Games:

Baylor

■ Loss, 
■ Non-Conf, S Site, 
■ Home 
■ Away 
N Neutral

# Belmont

Through Games Of Feb. 7, 2019

Average RPI Win:	211	WON-LOST	WINNING	LAST 10	STRENGTH OF	OPP. STRENGTH	TEAM	ADJ.	CONF.	ADJ CONF.
Average RPI Loss:	71	RECORD	PCT. RANK	GAMES	SCHEDULE	OF SCHEDULE	RPI	RPI	RPI	RPI
DIV. I ONLY	17- 5	38	1- 0	176	139	72	72	22	22	
DIV. I NON-CONF.	7- 4	109	0- 0	63	37	43	43	21	21	
TOTALS	RPI 1-25	RPI 26-50	W-L RECORDS	RPI 51-100	RPI 101-150	RPI 150+				
17- 5	0- 1	0- 1	OVERALL	2- 2	3- 1	12- 0				
9- 2	0- 0	0- 0	HOME	0- 1	2- 1	7- 0				
8- 3	0- 1	0- 1	AWAY	2- 1	1- 0	5- 0				
0- 0	0- 0	0- 0	NEUTRAL	0- 0	0- 0	0- 0				
7- 4	0- 1	0- 1	NON-CONFERENCE	2- 2	1- 0	4- 0				
3- 1	0- 0	0- 0	HOME	0- 1	0- 0	3- 0				
4- 3	0- 1	0- 1	AWAY	2- 1	1- 0	1- 0				
0- 0	0- 0	0- 0	NEUTRAL	0- 0	0- 0	0- 0				
10- 1	0- 0	0- 0	CONFERENCE	0- 0	2- 1	8- 0				
6- 1	0- 0	0- 0	HOME	0- 0	2- 1	4- 0				
4- 0	0- 0	0- 0	AWAY	0- 0	0- 0	4- 0				
0- 0	0- 0	0- 0	NEUTRAL	0- 0	0- 0	0- 0				

RPI S	Opponent	Score	RPI S	Opponent	Score	RPI S	Opponent	Score	RPI S	Opponent	Score
10	A NC State	62 77	44	A Clemson	62 65	56	A Middle Tenn.	45 38	122	H Morehead St.	77 50
						64	A Tennessee	76 84	129	H UT Martin	100 86
						81	A Wright St.	79 63	131	A Chattanooga	67 51
						86	H Toledo	69 78	150	H Tennessee Tech	72 77
									158	H Tulsa	78 53
									166	H Arkansas St.	74 55
									200	H Southeast Mo. St.	91 57
									226	A Jacksonville St.	64 41
									226	H Jacksonville St.	66 52
									276	A Austin Peay	80 62
									278	A Northern Ky.	71 53
									287	A Murray St.	65 58
									290	H Tennessee St.	80 46
									318	A Eastern Ky.	87 52
									318	H Eastern Ky.	69 43
									329	H Lipscomb	83 43
LAST 12 Division I GAMES:											
318	A Eastern Ky.	87 52	226	A Jacksonville St.	64 41						
129	H UT Martin	100 86	318	H Eastern Ky.	69 43						
200	H Southeast Mo. St.	91 57	122	H Morehead St.	77 50						
276	A Austin Peay	80 62	150	H Tennessee Tech	72 77						
287	A Murray St.	65 58	226	H Jacksonville St.	66 52						
290	H Tennessee St.	80 46	64	A Tennessee	76 84						

Non-Div I Games:

Belmont

Loss, Non-Conf, S Site, H Home A Away N Neutral

Season 2009-10				Through Games Of Feb. 7, 2010						
Average RPI Win:	301	WON-LOST	WINNING	LAST 10	STRENGTH OF	OPP. STRENGTH	TEAM	ADJ.	CONF.	ADJ CONF.
Average RPI Loss:	204	RECORD	PCT. RANK	GAMES	SCHEDULE	OF SCHEDULE	RPI	RPI	RPI	RPI
DIV. I ONLY	10- 9	148	0- 1	348	319	264	264	32	32	
DIV. I NON-CONF.	5- 5	162	0- 0	332	221	239	239	32	32	
TOTALS	RPI 1-25	RPI 26-50	W-L RECORDS	RPI 51-100	RPI 101-150	RPI 150+				
10- 9	0- 0	0- 0	OVERALL	0- 0	0- 1	10- 8				
5- 2	0- 0	0- 0	HOME	0- 0	0- 0	5- 2				
4- 7	0- 0	0- 0	AWAY	0- 0	0- 1	4- 6				
1- 0	0- 0	0- 0	NEUTRAL	0- 0	0- 0	1- 0				
5- 5	0- 0	0- 0	NON-CONFERENCE	0- 0	0- 1	5- 4				
3- 0	0- 0	0- 0	HOME	0- 0	0- 0	3- 0				
1- 5	0- 0	0- 0	AWAY	0- 0	0- 1	1- 4				
1- 0	0- 0	0- 0	NEUTRAL	0- 0	0- 0	1- 0				
5- 4	0- 0	0- 0	CONFERENCE	0- 0	0- 0	5- 4				
2- 2	0- 0	0- 0	HOME	0- 0	0- 0	2- 2				
3- 2	0- 0	0- 0	AWAY	0- 0	0- 0	3- 2				
0- 0	0- 0	0- 0	NEUTRAL	0- 0	0- 0	0- 0				

RPI 1-25				RPI 26-50				RPI 51-100				RPI 101+				Team's RPI: 264	
RPI	S	Opponent	Score	RPI	S	Opponent	Score	RPI	S	Opponent	Score	RPI	S	Opponent	Score		
												136	A	South Fla.	39	88	
												157	A	Georgia St.	57	62	
												167	A	Charlotte	69	73	
												179	H	UMES	52	64	
												203	A	Florida	53	64	
												219	A	Howard	40	61	
												225	A	Jacksonville	58	56	
												230	H	N.C. A&T	48	72	
												245	H	Liberty	81	76	
												270	A	Norfolk St.	50	57	
												279	A	Ga. Southern	76	77	
												283	H	North Florida	76	60	
												296	N	Kennesaw St.	64	61	
												303	A	Morgan St.	73	69	
												314	A	Coppin St.	71	65	
												315	H	FIU	68	57	
												343	A	N.C. Central	67	50	
												343	H	N.C. Central	72	54	
												346	H	Delaware St.	67	55	
LAST 12 Division I GAMES:																	
				230	H	N.C. A&T	48	72	270	A	Norfolk St.	50	57				
				343	H	N.C. Central	72	54	219	A	Howard	40	61				
				314	A	Coppin St.	71	65	343	A	N.C. Central	67	50				
				303	A	Morgan St.	73	69	167	A	Charlotte	69	73				
				179	H	UMES	52	64	157	A	Georgia St.	57	62				
				346	H	Delaware St.	67	55	296	N	Kennesaw St.	64	61				

Non-Div I Games:	Flagler	74	59	Edward Waters	73	46
------------------	---------	----	----	---------------	----	----

Bethune-Cookman

Loss, Non-Conf, S Site, H Home A Away N Neutral



Binghamton

Through Games Of Feb. 7, 2019

Average RPI Win:	278	WON-LOST	WINNING	LAST 10	STRENGTH OF	OPP. STRENGTH	TEAM	ADJ.	CONF.	ADJ CONF.
Average RPI Loss:	164	RECORD	PCT. RANK	GAMES	SCHEDULE	OF SCHEDULE	RPI	RPI	RPI	RPI
DIV. I ONLY	7- 14	256	0- 1	146	289	246	246	23	23	
DIV. I NON-CONF.	3- 8	267	0- 0	88	278	242	242	24	24	
TOTALS	RPI 1-25	RPI 26-50	W-L RECORDS	RPI 51-100	RPI 101-150	RPI 150+				
7- 14	0- 2	0- 1	OVERALL	0- 1	1- 1	6- 9				
5- 5	0- 0	0- 0	HOME	0- 0	1- 1	4- 4				
2- 9	0- 2	0- 1	AWAY	0- 1	0- 0	2- 5				
0- 0	0- 0	0- 0	NEUTRAL	0- 0	0- 0	0- 0				
3- 8	0- 2	0- 1	NON-CONFERENCE	0- 0	0- 1	3- 4				
3- 2	0- 0	0- 0	HOME	0- 0	0- 1	3- 1				
0- 6	0- 2	0- 1	AWAY	0- 0	0- 0	0- 3				
0- 0	0- 0	0- 0	NEUTRAL	0- 0	0- 0	0- 0				
4- 6	0- 0	0- 0	CONFERENCE	0- 1	1- 0	3- 5				
2- 3	0- 0	0- 0	HOME	0- 0	1- 0	1- 3				
2- 3	0- 0	0- 0	AWAY	0- 1	0- 0	2- 2				
0- 0	0- 0	0- 0	NEUTRAL	0- 0	0- 0	0- 0				

RPI 1-25				RPI 26-50				RPI 51-100				RPI 101+ Team's RPI: 246			
RPI	S	Opponent	Score	RPI	S	Opponent	Score	RPI	S	Opponent	Score	RPI	S	Opponent	Score
1	A	Notre Dame	53 103	35	A	Ohio	49 86	73	A	Maine	66 95	103	H	Hartford	73 62
8	A	Marquette	40 93									138	H	Lehigh	55 65
												162	A	Stony Brook	53 68
												162	H	Stony Brook	56 65
												186	H	Rider	57 62
												221	A	Niagara	72 79
												227	A	Dartmouth	39 63
												241	A	Albany (NY)	56 61
												241	H	Albany (NY)	62 71
												251	H	Cornell	72 61
												271	H	Vermont	57 58
												297	H	UMBC	67 45
												300	H	Army West Point	60 47
												324	A	UMass Lowell	70 50
												325	A	Lafayette	50 59
												326	A	New Hampshire	71 62
												344	H	Fairleigh Dickinson	73 54
LAST 12 Division I GAMES:															
162	A	Stony Brook	53 68	297	H	UMBC	67 45								
241	H	Albany (NY)	62 71	162	H	Stony Brook	56 65								
103	H	Hartford	73 62	326	A	New Hampshire	71 62								
73	A	Maine	66 95	241	A	Albany (NY)	56 61								
324	A	UMass Lowell	70 50	227	A	Dartmouth	39 63								
271	H	Vermont	57 58	8	A	Marquette	40 93								

Non-Div I Games: Charleston (WV) 69 62 Caldwell 73 54

Binghamton

Loss, Non-Conf, S Site, H Home A Away N Neutral

Average RPI Win:	191	WON-LOST	WINNING	LAST 10	STRENGTH OF	OPP. STRENGTH	TEAM	ADJ.	CONF.	ADJ CONF.
Average RPI Loss:	60	RECORD	PCT. RANK	GAMES	SCHEDULE	OF SCHEDULE	RPI	RPI	RPI	RPI
DIV. I ONLY	16- 3	20	1- 0	232	66	57	57	15	15	
DIV. I NON-CONF.	7- 2	58	1- 0	205	9	67	67	13	13	
TOTALS	RPI 1-25	RPI 26-50	W-L RECORDS	RPI 51-100	RPI 101-150	RPI 150+				
16- 3	0- 1	1- 1	OVERALL	2- 0	3- 1	10- 0				
8- 1	0- 1	1- 0	HOME	0- 0	1- 0	6- 0				
5- 2	0- 0	0- 1	AWAY	0- 0	2- 1	3- 0				
3- 0	0- 0	0- 0	NEUTRAL	2- 0	0- 0	1- 0				
7- 2	0- 1	0- 0	NON-CONFERENCE	2- 0	2- 1	3- 0				
3- 1	0- 1	0- 0	HOME	0- 0	1- 0	2- 0				
1- 1	0- 0	0- 0	AWAY	0- 0	1- 1	0- 0				
3- 0	0- 0	0- 0	NEUTRAL	2- 0	0- 0	1- 0				
9- 1	0- 0	1- 1	CONFERENCE	0- 0	1- 0	7- 0				
5- 0	0- 0	1- 0	HOME	0- 0	0- 0	4- 0				
4- 1	0- 0	0- 1	AWAY	0- 0	1- 0	3- 0				
0- 0	0- 0	0- 0	NEUTRAL	0- 0	0- 0	0- 0				

RPI 1-25				RPI 26-50				RPI 51-100 Team's RPI: 57				RPI 101+			
RPI	S	Opponent	Score	RPI	S	Opponent	Score	RPI	S	Opponent	Score	RPI	S	Opponent	Score
3	H	Louisville	55 74	50	A	Wyoming	52 64	91	N	Idaho	91 85	117	A	Fresno St.	72 60
				50	H	Wyoming	72 64	92	N	UNI	61 60	126	A	Washington St.	71 95
												141	A	Washington	73 69
												143	H	CSUN	74 63
												199	H	Eastern Wash.	67 55
												208	N	Saint Francis (PA)	78 64
												210	A	UNLV	64 57
												216	A	San Diego St.	69 66
												242	A	Nevada	75 74
												242	H	Nevada	80 65
												247	H	Colorado St.	70 57
												249	H	Air Force	79 48
												273	H	Southern Utah	88 53
												328	H	San Jose St.	99 68
LAST 12 Division I GAMES:															
141	A	Washington	73 69	117	A	Fresno St.	72 60								
210	A	UNLV	64 57	242	A	Nevada	75 74								
242	H	Nevada	80 65	328	H	San Jose St.	99 68								
247	H	Colorado St.	70 57	216	A	San Diego St.	69 66								
50	A	Wyoming	52 64	50	H	Wyoming	72 64								
249	H	Air Force	79 48	273	H	Southern Utah	88 53								

Non-Div I Games: Southern Ore. 91 46 Northwest Chrst. 93 26

Boise St.

■ Loss, 
 ■ Non-Conf, S Site, 
 ■ Home 
 ■ Away 
 N Neutral

Average RPI Win:	204	WON-LOST	WINNING	LAST 10	STRENGTH OF	OPP. STRENGTH	TEAM	ADJ.	CONF.	ADJ CONF.
Average RPI Loss:	53	RECORD	PCT. RANK	GAMES	SCHEDULE	OF SCHEDULE	RPI	RPI	RPI	RPI
DIV. I ONLY	14- 9	113	1- 0	88	75	112	112	1	1	
DIV. I NON-CONF.	11- 2	31	1- 0	242	299	106	106	1	1	
TOTALS	RPI 1-25	RPI 26-50	W-L RECORDS	RPI 51-100	RPI 101-150	RPI 150+				
14- 9	0- 4	0- 1	OVERALL	1- 3	3- 1	10- 0				
8- 6	0- 2	0- 1	HOME	1- 2	0- 1	7- 0				
4- 3	0- 2	0- 0	AWAY	0- 1	3- 0	1- 0				
2- 0	0- 0	0- 0	NEUTRAL	0- 0	0- 0	2- 0				
11- 2	0- 0	0- 0	NON-CONFERENCE	0- 1	1- 1	10- 0				
7- 2	0- 0	0- 0	HOME	0- 1	0- 1	7- 0				
2- 0	0- 0	0- 0	AWAY	0- 0	1- 0	1- 0				
2- 0	0- 0	0- 0	NEUTRAL	0- 0	0- 0	2- 0				
3- 7	0- 4	0- 1	CONFERENCE	1- 2	2- 0	0- 0				
1- 4	0- 2	0- 1	HOME	1- 1	0- 0	0- 0				
2- 3	0- 2	0- 0	AWAY	0- 1	2- 0	0- 0				
0- 0	0- 0	0- 0	NEUTRAL	0- 0	0- 0	0- 0				

RPI 1-25				RPI 26-50				RPI 51-100				RPI 101+ Team's RPI: 112			
RPI	S	Opponent	Score	RPI	S	Opponent	Score	RPI	S	Opponent	Score	RPI	S	Opponent	Score
1	A	Notre Dame	63 92	49	H	Georgia Tech	76 81	61	H	Duke	92 90	109	A	Wake Forest	65 64
10	H	NC State	69 85					62	H	Virginia Tech	86 95	111	A	Houston	64 57
18	H	Florida St.	71 91					95	A	Virginia	77 79	116	H	Minnesota	69 77
22	A	Miami (FL)	73 76					100	H	Providence	57 61	130	A	Pittsburgh	59 55
												165	H	Boston U.	78 51
												186	N	Rider	112 61
												212	H	Holy Cross	89 63
												215	A	Rhode Island	88 64
												227	H	Dartmouth	99 68
												254	H	Campbell	76 56
												265	H	Columbia	74 60
												299	N	Loyola Maryland	73 47
												302	H	Bryant	83 46
												322	H	Saint Peter's	89 57
LAST 12 Division I GAMES:															
186	N	Rider	112 61	18	H	Florida St.	71 91								
95	A	Virginia	77 79	130	A	Pittsburgh	59 55								
62	H	Virginia Tech	86 95	109	A	Wake Forest	65 64								
61	H	Duke	92 90	10	H	NC State	69 85								
22	A	Miami (FL)	73 76	49	H	Georgia Tech	76 81								
1	A	Notre Dame	63 92	227	H	Dartmouth	99 68								

Non-Div I Games:

Boston College

■ Loss, 
 ■ Non-Conf, 
 ■ S Site, 
 ■ H Home 
 ■ A Away 
 N Neutral

Average RPI Win: <b>235</b>	WON-LOST	WINNING	LAST 10	STRENGTH OF	OPP. STRENGTH	TEAM	ADJ.	CONF.	ADJ CONF.
Average RPI Loss: <b>141</b>	RECORD	PCT. RANK	GAMES	SCHEDULE	OF SCHEDULE	RPI	RPI	RPI	RPI
DIV. I ONLY	10- 10	159	0- 1	150	243	165	165	19	19
DIV. I NON-CONF.	4- 6	212	0- 0	185	243	222	222	22	22
TOTALS	RPI 1-25	RPI 26-50	W-L RECORDS	RPI 51-100	RPI 101-150	RPI 150+			
10- 10	0- 0	1- 1	OVERALL	0- 3	1- 2	8- 4			
6- 3	0- 0	0- 1	HOME	0- 1	1- 0	5- 1			
4- 7	0- 0	1- 0	AWAY	0- 2	0- 2	3- 3			
0- 0	0- 0	0- 0	NEUTRAL	0- 0	0- 0	0- 0			
4- 6	0- 0	0- 0	NON-CONFERENCE	0- 2	0- 2	4- 2			
4- 0	0- 0	0- 0	HOME	0- 0	0- 0	4- 0			
0- 6	0- 0	0- 0	AWAY	0- 2	0- 2	0- 2			
0- 0	0- 0	0- 0	NEUTRAL	0- 0	0- 0	0- 0			
6- 4	0- 0	1- 1	CONFERENCE	0- 1	1- 0	4- 2			
2- 3	0- 0	0- 1	HOME	0- 1	1- 0	1- 1			
4- 1	0- 0	1- 0	AWAY	0- 0	0- 0	3- 1			
0- 0	0- 0	0- 0	NEUTRAL	0- 0	0- 0	0- 0			

RPI 1-25				RPI 26-50				RPI 51-100				RPI 101+				Team's RPI: 165	
RPI	S	Opponent	Score	RPI	S	Opponent	Score	RPI	S	Opponent	Score	RPI	S	Opponent	Score		
				46	A	Bucknell	70 62	69	A	Harvard	47 67	112	A	Boston College	51 78		
				46	H	Bucknell	58 62	79	A	Northeastern	51 81	138	H	Lehigh	58 45		
								94	H	American	51 64	145	A	Marist	57 68		
												159	H	Delaware	72 61		
												196	A	Massachusetts	55 66		
												212	A	Holy Cross	69 75		
												213	A	Navy	49 35		
												227	A	Dartmouth	44 64		
												228	H	Colgate	72 81		
												238	H	Brown	72 51		
												299	A	Loyola Maryland	64 62		
												300	H	Army West Point	63 51		
												302	H	Bryant	67 65		
												325	A	Lafayette	47 44		
												326	H	New Hampshire	60 39		
LAST 12 Division I GAMES:																	
				46	H	Bucknell	58 62	138	H	Lehigh	58 45						
				325	A	Lafayette	47 44	299	A	Loyola Maryland	64 62						
				213	A	Navy	49 35	46	A	Bucknell	70 62						
				94	H	American	51 64	300	H	Army West Point	63 51						
				212	A	Holy Cross	69 75	69	A	Harvard	47 67						
				228	H	Colgate	72 81	112	A	Boston College	51 78						

Non-Div I Games:

Boston U.

## Bowling Green

Through Games Of Feb. 7, 2019

Average RPI Win:	262	WON-LOST	WINNING	LAST 10	STRENGTH OF	OPP. STRENGTH	TEAM	ADJ.	CONF.	ADJ CONF.
Average RPI Loss:	133	RECORD	PCT. RANK	GAMES	SCHEDULE	OF SCHEDULE	RPI	RPI	RPI	RPI
DIV. I ONLY	6- 13	268	0- 1	132	231	235	235	7	7	
DIV. I NON-CONF.	6- 4	125	0- 0	186	335	142	142	8	8	
TOTALS	RPI 1-25	RPI 26-50	W-L RECORDS	RPI 51-100	RPI 101-150	RPI 150+				
6- 13	0- 1	0- 1	OVERALL	0- 4	0- 1	6- 6				
4- 4	0- 0	0- 1	HOME	0- 2	0- 0	4- 1				
2- 8	0- 1	0- 0	AWAY	0- 2	0- 1	2- 4				
0- 1	0- 0	0- 0	NEUTRAL	0- 0	0- 0	0- 1				
6- 4	0- 1	0- 0	NON-CONFERENCE	0- 0	0- 0	6- 3				
4- 0	0- 0	0- 0	HOME	0- 0	0- 0	4- 0				
2- 3	0- 1	0- 0	AWAY	0- 0	0- 0	2- 2				
0- 1	0- 0	0- 0	NEUTRAL	0- 0	0- 0	0- 1				
0- 9	0- 0	0- 1	CONFERENCE	0- 4	0- 1	0- 3				
0- 4	0- 0	0- 1	HOME	0- 2	0- 0	0- 1				
0- 5	0- 0	0- 0	AWAY	0- 2	0- 1	0- 2				
0- 0	0- 0	0- 0	NEUTRAL	0- 0	0- 0	0- 0				

RPI 1-25				RPI 26-50				RPI 51-100				RPI 101+ Team's RPI: 235			
RPI	S	Opponent	Score	RPI	S	Opponent	Score	RPI	S	Opponent	Score	RPI	S	Opponent	Score
25	A	Michigan St.	69 99	35	H	Ohio	79 82	86	A	Toledo	56 76	142	A	Akron	71 74
								86	H	Toledo	65 79	156	N	Mercer	63 76
								97	A	Northern Ill.	47 88	170	A	Xavier	49 65
								97	H	Northern Ill.	52 66	177	A	Ball St.	70 77
												183	A	Eastern Mich.	74 81
												189	A	Coastal Caro.	80 81
												214	H	Robert Morris	61 60
												217	H	Marshall	99 76
												232	H	Loyola Chicago	88 74
												281	H	Western Mich.	82 84
												284	A	Canisius	74 53
												294	A	Valparaiso	79 72
												331	H	Detroit Mercy	79 73
LAST 12 Division I GAMES:															
				97	A	Northern Ill.	47 88	142	A	Akron	71 74				
				86	A	Toledo	56 76	177	A	Ball St.	70 77				
				35	H	Ohio	79 82	281	H	Western Mich.	82 84				
				183	A	Eastern Mich.	74 81	294	A	Valparaiso	79 72				
				86	H	Toledo	65 79	331	H	Detroit Mercy	79 73				
				97	H	Northern Ill.	52 66	284	A	Canisius	74 53				

Non-Div I Games: Davis &amp; Elkins 63 28

Bowling Green

■ Loss, 
 ■ Non-Conf, 
 ■ S Site, 
 ■ H Home 
 ■ A Away 
 N Neutral

## Bradley

Through Games Of Feb. 7, 2019

Average RPI Win:	249	WON-LOST	WINNING	LAST 10	STRENGTH OF	OPP. STRENGTH	TEAM	ADJ.	CONF.	ADJ CONF.
Average RPI Loss:	103	RECORD	PCT. RANK	GAMES	SCHEDULE	OF SCHEDULE	RPI	RPI	RPI	RPI
DIV. I ONLY	14- 5	57	1- 0	318	162	152	152	13	13	
DIV. I NON-CONF.	9- 1	29	1- 0	346	202	139	139	14	14	
TOTALS	RPI 1-25	RPI 26-50	W-L RECORDS	RPI 51-100	RPI 101-150	RPI 150+				
14- 5	0- 1	0- 1	OVERALL	0- 2	0- 0	14- 1				
6- 3	0- 1	0- 0	HOME	0- 2	0- 0	6- 0				
7- 2	0- 0	0- 1	AWAY	0- 0	0- 0	7- 1				
1- 0	0- 0	0- 0	NEUTRAL	0- 0	0- 0	1- 0				
9- 1	0- 0	0- 1	NON-CONFERENCE	0- 0	0- 0	9- 0				
5- 0	0- 0	0- 0	HOME	0- 0	0- 0	5- 0				
3- 1	0- 0	0- 1	AWAY	0- 0	0- 0	3- 0				
1- 0	0- 0	0- 0	NEUTRAL	0- 0	0- 0	1- 0				
5- 4	0- 1	0- 0	CONFERENCE	0- 2	0- 0	5- 1				
1- 3	0- 1	0- 0	HOME	0- 2	0- 0	1- 0				
4- 1	0- 0	0- 0	AWAY	0- 0	0- 0	4- 1				
0- 0	0- 0	0- 0	NEUTRAL	0- 0	0- 0	0- 0				

RPI	S	Opponent	Score	RPI	S	Opponent	Score	RPI	S	Opponent	Score	RPI	S	Opponent	Score	Team's RPI: 152
20	H	Drake	63 92	42	A	Purdue	61 74	68	H	Missouri St.	56 68	151	H	Southern Ill.	58 53	
								92	H	UNI	78 81	159	N	Delaware	59 47	
												172	A	Indiana St.	61 45	
												184	A	Illinois St.	79 68	
												200	H	Southeast Mo. St.	85 79	
												224	H	Western Ill.	82 68	
												232	A	Loyola Chicago	69 56	
												277	A	Cleveland St.	67 65	
												285	H	Eastern Ill.	67 64	
												293	A	Fla. Atlantic	80 59	
												294	A	Valparaiso	73 76	
												308	A	Omaha	80 60	
												309	H	Oakland	73 64	
												338	A	Evansville	75 68	
												347	H	Chicago St.	89 59	
LAST 12 Division I GAMES:																
293	A	Fla. Atlantic	80 59	172	A	Indiana St.	61 45	338	A	Evansville	75 68	92	H	UNI	78 81	
232	A	Loyola Chicago	69 56	42	A	Purdue	61 74	20	H	Drake	63 92	347	H	Chicago St.	89 59	
294	A	Valparaiso	73 76	68	H	Missouri St.	56 68									
184	A	Illinois St.	79 68													
151	H	Southern Ill.	58 53													

Non-Div I Games: Rockhurst 83 40

Bradley

■ Loss, 
 ■ Non-Conf, 
 ■ S Site, 
 ■ H Home 
 ■ A Away 
 N Neutral

Average RPI Win:	269	WON-LOST	WINNING	LAST 10	STRENGTH OF	OPP. STRENGTH	TEAM	ADJ.	CONF.	ADJ CONF.
Average RPI Loss:	136	RECORD	PCT. RANK	GAMES	SCHEDULE	OF SCHEDULE	RPI	RPI	RPI	RPI
DIV. I ONLY	7- 11	238	0- 1	211	222	238	238	11	11	
DIV. I NON-CONF.	6- 8	199	0- 1	278	269	238	238	11	11	
TOTALS	RPI 1-25	RPI 26-50	W-L RECORDS	RPI 51-100	RPI 101-150	RPI 150+				
7- 11	0- 1	0- 1	OVERALL	1- 4	0- 0	6- 5				
4- 4	0- 0	0- 1	HOME	1- 1	0- 0	3- 2				
2- 7	0- 1	0- 0	AWAY	0- 3	0- 0	2- 3				
1- 0	0- 0	0- 0	NEUTRAL	0- 0	0- 0	1- 0				
6- 8	0- 1	0- 1	NON-CONFERENCE	0- 2	0- 0	6- 4				
3- 2	0- 0	0- 1	HOME	0- 0	0- 0	3- 1				
2- 6	0- 1	0- 0	AWAY	0- 2	0- 0	2- 3				
1- 0	0- 0	0- 0	NEUTRAL	0- 0	0- 0	1- 0				
1- 3	0- 0	0- 0	CONFERENCE	1- 2	0- 0	0- 1				
1- 2	0- 0	0- 0	HOME	1- 1	0- 0	0- 1				
0- 1	0- 0	0- 0	AWAY	0- 1	0- 0	0- 0				
0- 0	0- 0	0- 0	NEUTRAL	0- 0	0- 0	0- 0				

RPI 1-25				RPI 26-50				RPI 51-100				RPI 101+ Team's RPI: 238			
RPI	S	Opponent	Score	RPI	S	Opponent	Score	RPI	S	Opponent	Score	RPI	S	Opponent	Score
15	A	Rutgers	52 73	46	H	Bucknell	78 91	69	H	Harvard	83 100	165	A	Boston U.	51 72
								73	A	Maine	96 102	196	H	Massachusetts	61 90
								89	A	Yale	72 84	212	A	Holy Cross	89 85
								89	H	Yale	86 71	215	A	Rhode Island	67 72
								97	A	Northern Ill.	102 109	227	H	Dartmouth	61 81
												295	H	Central Conn. St.	68 63
												302	A	Bryant	57 75
												302	N	Bryant	84 68
												311	H	Fairfield	68 49
												326	H	New Hampshire	76 70
												347	A	Chicago St.	90 65
LAST 12 Division I GAMES:															
215	A	Rhode Island	67 72	97	A	Northern Ill.	102 109								
69	H	Harvard	83 100	347	A	Chicago St.	90 65								
227	H	Dartmouth	61 81	73	A	Maine	96 102								
89	A	Yale	72 84	302	N	Bryant	84 68								
89	H	Yale	86 71	46	H	Bucknell	78 91								
15	A	Rutgers	52 73	196	H	Massachusetts	61 90								

Non-Div I Games: Johnson &amp; Wales (RI) 78 46 Adelphi 75 62

Brown

■ Loss, 
 ■ Non-Conf, S Site, 
 ■ Home 
 ■ Away 
 N Neutral

Average RPI Win:	277	WON-LOST	WINNING	LAST 10	STRENGTH OF	OPP. STRENGTH	TEAM	ADJ.	CONF.	ADJ CONF.
Average RPI Loss:	196	RECORD	PCT. RANK	GAMES	SCHEDULE	OF SCHEDULE	RPI	RPI	RPI	RPI
DIV. I ONLY	6- 14	275	0- 1	281	321	302	302	31	31	
DIV. I NON-CONF.	2- 9	297	0- 1	187	239	290	290	31	31	
TOTALS	RPI 1-25	RPI 26-50	W-L RECORDS	RPI 51-100	RPI 101-150	RPI 150+				
6- 14	0- 0	0- 0	OVERALL	0- 3	0- 2	6- 9				
4- 4	0- 0	0- 0	HOME	0- 1	0- 0	4- 3				
2- 8	0- 0	0- 0	AWAY	0- 1	0- 2	2- 5				
0- 2	0- 0	0- 0	NEUTRAL	0- 1	0- 0	0- 1				
2- 9	0- 0	0- 0	NON-CONFERENCE	0- 3	0- 2	2- 4				
1- 2	0- 0	0- 0	HOME	0- 1	0- 0	1- 1				
1- 5	0- 0	0- 0	AWAY	0- 1	0- 2	1- 2				
0- 2	0- 0	0- 0	NEUTRAL	0- 1	0- 0	0- 1				
4- 5	0- 0	0- 0	CONFERENCE	0- 0	0- 0	4- 5				
3- 2	0- 0	0- 0	HOME	0- 0	0- 0	3- 2				
1- 3	0- 0	0- 0	AWAY	0- 0	0- 0	1- 3				
0- 0	0- 0	0- 0	NEUTRAL	0- 0	0- 0	0- 0				

RPI S	Opponent	Score	RPI S	Opponent	Score	RPI S	Opponent	Score	RPI S	Opponent	Score	Team's RPI: 302
						66 A	West Virginia	48 94	103 A	Hartford	57 67	
						73 H	Maine	57 74	112 A	Boston College	46 83	
						100 N	Providence	64 72	165 A	Boston U.	65 67	
									208 H	Saint Francis (PA)	66 63	
									212 H	Holy Cross	62 81	
									214 H	Robert Morris	57 60	
									238 H	Brown	75 57	
									238 N	Brown	68 84	
									239 A	Sacred Heart	48 49	
									248 A	Mt. St. Mary's	73 68	
									258 H	St. Francis Brooklyn	55 60	
									295 A	Central Conn. St.	65 66	
									295 H	Central Conn. St.	72 60	
									324 A	UMass Lowell	58 57	
									326 A	New Hampshire	74 79	
									344 A	Fairleigh Dickinson	53 63	
									351 H	LIU Brooklyn	69 62	
LAST 12 Division I GAMES:												
100 N	Providence	64 72	239 A	Sacred Heart	48 49							
295 A	Central Conn. St.	65 66	248 A	Mt. St. Mary's	73 68							
344 A	Fairleigh Dickinson	53 63	258 H	St. Francis Brooklyn	55 60							
295 H	Central Conn. St.	72 60	351 H	LIU Brooklyn	69 62							
208 H	Saint Francis (PA)	66 63	212 H	Holy Cross	62 81							
214 H	Robert Morris	57 60	103 A	Hartford	57 67							

Non-Div I Games:

Bryant



Average RPI Win:	214	WON-LOST	WINNING	LAST 10	STRENGTH OF	OPP. STRENGTH	TEAM	ADJ.	CONF.	ADJ CONF.
Average RPI Loss:	68	RECORD	PCT. RANK	GAMES	SCHEDULE	OF SCHEDULE	RPI	RPI	RPI	RPI
DIV. I ONLY	18- 4	22	1- 0	151	188	46	46	19	19	
DIV. I NON-CONF.	9- 3	61	0- 0	116	130	35	35	22	22	
TOTALS	RPI 1-25	RPI 26-50	W-L RECORDS	RPI 51-100	RPI 101-150	RPI 150+				
18- 4	0- 2	0- 0	OVERALL	2- 1	2- 0	14- 1				
7- 1	0- 0	0- 0	HOME	2- 0	2- 0	3- 1				
9- 3	0- 2	0- 0	AWAY	0- 1	0- 0	9- 0				
2- 0	0- 0	0- 0	NEUTRAL	0- 0	0- 0	2- 0				
9- 3	0- 2	0- 0	NON-CONFERENCE	1- 1	1- 0	7- 0				
4- 0	0- 0	0- 0	HOME	1- 0	1- 0	2- 0				
3- 3	0- 2	0- 0	AWAY	0- 1	0- 0	3- 0				
2- 0	0- 0	0- 0	NEUTRAL	0- 0	0- 0	2- 0				
9- 1	0- 0	0- 0	CONFERENCE	1- 0	1- 0	7- 1				
3- 1	0- 0	0- 0	HOME	1- 0	1- 0	1- 1				
6- 0	0- 0	0- 0	AWAY	0- 0	0- 0	6- 0				
0- 0	0- 0	0- 0	NEUTRAL	0- 0	0- 0	0- 0				

RPI 1-25				RPI 26-50				RPI 51-100				RPI 101+			
RPI	S	Opponent	Score	RPI	S	Opponent	Score	RPI	S	Opponent	Score	RPI	S	Opponent	Score
9	A	Syracuse	56 70					60	H	Quinnipiac	75 58	125	H	Youngstown St.	73 68
11	A	Iowa St.	61 86					85	A	Drexel	42 64	138	H	Lehigh	71 53
								94	H	American	71 56	165	A	Boston U.	62 58
												165	H	Boston U.	62 70
												186	H	Rider	80 59
												196	N	Massachusetts	77 58
												205	A	St. Bonaventure	77 46
												212	H	Holy Cross	75 71
												213	A	Navy	77 43
												228	A	Colgate	90 62
												233	A	Monmouth	70 32
												238	A	Brown	91 78
												299	A	Loyola Maryland	75 57
												300	A	Army West Point	66 52
												311	N	Fairfield	77 54
												325	A	Lafayette	56 47
												332	H	Iona	81 43
LAST 12 Division I GAMES:															
165	A	Boston U.	62 58	325	A	Lafayette	56 47								
213	A	Navy	77 43	300	A	Army West Point	66 52								
212	H	Holy Cross	75 71	165	H	Boston U.	62 70								
299	A	Loyola Maryland	75 57	94	H	American	71 56								
228	A	Colgate	90 62	11	A	Iowa St.	61 86								
138	H	Lehigh	71 53	125	H	Youngstown St.	73 68								

Non-Div I Games:

Bucknell

■ Loss, 
 ■ Non-Conf, S Site, 
 ■ Home 
 ■ Away 
 N Neutral

## Buffalo

Through Games Of Feb. 7, 2019

Average RPI Win:	170	WON-LOST	WINNING	LAST 10	STRENGTH OF	OPP. STRENGTH	TEAM	ADJ.	CONF.	ADJ CONF.
Average RPI Loss:	34	RECORD	PCT. RANK	GAMES	SCHEDULE	OF SCHEDULE	RPI	RPI	RPI	RPI
DIV. I ONLY	15- 5	49	1- 0	32	105	24	24	7	7	
DIV. I NON-CONF.	8- 3	72	0- 0	56	104	29	29	8	8	
TOTALS	RPI 1-25	RPI 26-50	W-L RECORDS	RPI 51-100	RPI 101-150	RPI 150+				
15- 5	0- 3	1- 1	OVERALL	4- 0	1- 1	9- 0				
6- 2	0- 1	0- 1	HOME	2- 0	1- 0	3- 0				
7- 3	0- 2	0- 0	AWAY	1- 0	0- 1	6- 0				
2- 0	0- 0	1- 0	NEUTRAL	1- 0	0- 0	0- 0				
8- 3	0- 2	1- 0	NON-CONFERENCE	1- 0	0- 1	6- 0				
2- 1	0- 1	0- 0	HOME	0- 0	0- 0	2- 0				
4- 2	0- 1	0- 0	AWAY	0- 0	0- 1	4- 0				
2- 0	0- 0	1- 0	NEUTRAL	1- 0	0- 0	0- 0				
7- 2	0- 1	0- 1	CONFERENCE	3- 0	1- 0	3- 0				
4- 1	0- 0	0- 1	HOME	2- 0	1- 0	1- 0				
3- 1	0- 1	0- 0	AWAY	1- 0	0- 0	2- 0				
0- 0	0- 0	0- 0	NEUTRAL	0- 0	0- 0	0- 0				

RPI 1-25				RPI 26-50				RPI 51-100				RPI 101+			
RPI	S	Opponent	Score	RPI	S	Opponent	Score	RPI	S	Opponent	Score	RPI	S	Opponent	Score
4	H	Stanford	55 62	27	N	South Dakota St.	61 55	55	A	Miami (OH)	66 59	105	A	Dayton	59 72
5	A	Oregon	82 102	35	H	Ohio	71 74	86	H	Toledo	73 63	142	H	Akron	91 72
23	A	Central Mich.	65 76					93	N	Georgetown	73 64	177	H	Ball St.	77 65
								97	H	Northern Ill.	93 64	179	A	UMES	69 63
												183	A	Eastern Mich.	91 84
												205	H	St. Bonaventure	90 43
												221	H	Niagara	88 61
												227	A	Dartmouth	75 69
												281	A	Western Mich.	61 59
												284	A	Canisius	84 66
												295	A	Central Conn. St.	82 69
LAST 12 Division I GAMES:															
86	H	Toledo	73 63	55	A	Miami (OH)	66 59	183	A	Eastern Mich.	91 84	4	H	Stanford	55 62
23	A	Central Mich.	65 76	35	H	Ohio	71 74	205	H	St. Bonaventure	90 43	227	A	Dartmouth	75 69
97	H	Northern Ill.	93 64												
142	H	Akron	91 72												
281	A	Western Mich.	61 59												
177	H	Ball St.	77 65												

Non-Div I Games:

Buffalo

■ Loss, 
 ■ Non-Conf, S Site, 
 ■ Home 
 ■ Away 
 N Neutral

Average RPI Win:	166	WON-LOST	WINNING	LAST 10	STRENGTH OF	OPP. STRENGTH	TEAM	ADJ.	CONF.	ADJ CONF.
Average RPI Loss:	58	RECORD	PCT. RANK	GAMES	SCHEDULE	OF SCHEDULE	RPI	RPI	RPI	RPI
DIV. I ONLY	17- 5	38	0- 1	114	76	45	45	6	6	
DIV. I NON-CONF.	10- 1	17	0- 0	257	183	52	52	4	4	
TOTALS	RPI 1-25	RPI 26-50	W-L RECORDS	RPI 51-100	RPI 101-150	RPI 150+				
17- 5	0- 1	1- 2	OVERALL	2- 1	5- 1	9- 0				
9- 2	0- 1	0- 1	HOME	0- 0	2- 0	7- 0				
6- 3	0- 0	1- 1	AWAY	2- 1	2- 1	1- 0				
2- 0	0- 0	0- 0	NEUTRAL	0- 0	1- 0	1- 0				
10- 1	0- 0	0- 1	NON-CONFERENCE	0- 0	2- 0	8- 0				
7- 0	0- 0	0- 0	HOME	0- 0	0- 0	7- 0				
1- 1	0- 0	0- 1	AWAY	0- 0	1- 0	0- 0				
2- 0	0- 0	0- 0	NEUTRAL	0- 0	1- 0	1- 0				
7- 4	0- 1	1- 1	CONFERENCE	2- 1	3- 1	1- 0				
2- 2	0- 1	0- 1	HOME	0- 0	2- 0	0- 0				
5- 2	0- 0	1- 0	AWAY	2- 1	1- 1	1- 0				
0- 0	0- 0	0- 0	NEUTRAL	0- 0	0- 0	0- 0				

RPI 1-25				RPI 26-50				Team's RPI: 45		RPI 51-100				RPI 101+			
RPI	S	Opponent	Score	RPI	S	Opponent	Score	RPI	S	Opponent	Score	RPI	S	Opponent	Score		
8	H	Marquette	58 87	36	H	DePaul	78 86	93	A	Georgetown	59 50	101	N	Ohio St.	66 53		
				37	A	Villanova	63 55	99	A	Creighton	75 43	104	A	Seton Hall	62 83		
				41	A	Indiana	46 66	100	A	Providence	68 74	104	H	Seton Hall	62 59		
												123	A	St. John's (NY)	73 68		
												123	H	St. John's (NY)	66 45		
												142	A	Akron	63 47		
												170	A	Xavier	63 41		
												172	H	Indiana St.	72 49		
												177	H	Ball St.	64 47		
												183	N	Eastern Mich.	73 63		
												184	H	Illinois St.	58 56		
												224	H	Western Ill.	92 51		
												285	H	Eastern Ill.	72 37		
												287	H	Murray St.	86 65		
												324	H	UMass Lowell	89 36		
LAST 12 Division I GAMES:																	
104	A	Seton Hall	62 83	170	A	Xavier	63 41										
123	A	St. John's (NY)	73 68	123	H	St. John's (NY)	66 45										
8	H	Marquette	58 87	104	H	Seton Hall	62 59										
36	H	DePaul	78 86	93	A	Georgetown	59 50										
99	A	Creighton	75 43	37	A	Villanova	63 55										
100	A	Providence	68 74	183	N	Eastern Mich.	73 63										

Non-Div I Games:

Butler

■ Loss, 
 ■ Non-Conf, 
 S Site, 
 ■ Home 
 ■ Away 
 N Neutral

CSU Bakersfield

Through Games Of Feb. 7, 2019

Average RPI Win:	263	WON-LOST	WINNING	LAST 10	STRENGTH OF	OPP. STRENGTH	TEAM	ADJ.	CONF.	ADJ CONF.
Average RPI Loss:	216	RECORD	PCT. RANK	GAMES	SCHEDULE	OF SCHEDULE	RPI	RPI	RPI	RPI
DIV. I ONLY	7- 13	250	0- 1	312	322	274	274	30	30	
DIV. I NON-CONF.	2- 9	297	0- 0	293	266	317	317	30	30	
TOTALS	RPI 1-25	RPI 26-50	W-L RECORDS	RPI 51-100	RPI 101-150	RPI 150+				
7- 13	0- 0	0- 1	OVERALL	1- 0	0- 0	6- 12				
2- 3	0- 0	0- 0	HOME	1- 0	0- 0	1- 3				
5- 10	0- 0	0- 1	AWAY	0- 0	0- 0	5- 9				
0- 0	0- 0	0- 0	NEUTRAL	0- 0	0- 0	0- 0				
2- 9	0- 0	0- 1	NON-CONFERENCE	1- 0	0- 0	1- 8				
1- 1	0- 0	0- 0	HOME	1- 0	0- 0	0- 1				
1- 8	0- 0	0- 1	AWAY	0- 0	0- 0	1- 7				
0- 0	0- 0	0- 0	NEUTRAL	0- 0	0- 0	0- 0				
5- 4	0- 0	0- 0	CONFERENCE	0- 0	0- 0	5- 4				
1- 2	0- 0	0- 0	HOME	0- 0	0- 0	1- 2				
4- 2	0- 0	0- 0	AWAY	0- 0	0- 0	4- 2				
0- 0	0- 0	0- 0	NEUTRAL	0- 0	0- 0	0- 0				

RPI S	Opponent	Score	RPI S	Opponent	Score	RPI S	Opponent	Score	RPI S	Opponent	Score	Team's RPI: 274
33	A Oregon St.	52 92	81	H Wright St.	76 74	164	A New Mexico St.	48 61	164	H New Mexico St.	59 61	
						168	H UC Riverside	67 79	171	A UC Irvine	78 85	
						182	A North Texas	59 71	209	A SMU	43 49	
						218	H UTRGV	68 63	220	A UMKC	67 57	
						253	A Cal St. Fullerton	56 64	268	A UTEP	47 53	
						275	A Utah Valley	70 78	282	H California Baptist	45 68	
						298	A UC Santa Barbara	56 48	308	A Omaha	46 53	
						328	A San Jose St.	72 82	339	A Seattle U	70 60	
						340	A Grand Canyon	59 46	347	A Chicago St.	67 56	
LAST 12 Division I GAMES:												
164	A New Mexico St.	48 61	218	H UTRGV	68 63							
340	A Grand Canyon	59 46	275	A Utah Valley	70 78							
282	H California Baptist	45 68	339	A Seattle U	70 60							
347	A Chicago St.	67 56	168	H UC Riverside	67 79							
220	A UMKC	67 57	33	A Oregon St.	52 92							
164	H New Mexico St.	59 61	182	A North Texas	59 71							

Non-Div I Games: Whittier 74 46 Westcliff 91 37

CSU Bakersfield

Loss, Non-Conf, S Site, H Home A Away N Neutral

Average RPI Win:	240	WON-LOST	WINNING	LAST 10	STRENGTH OF	OPP. STRENGTH	TEAM	ADJ.	CONF.	ADJ CONF.
Average RPI Loss:	69	RECORD	PCT. RANK	GAMES	SCHEDULE	OF SCHEDULE	RPI	RPI	RPI	RPI
DIV. I ONLY	11- 11	159	0- 1	122	120	143	143	20	20	
DIV. I NON-CONF.	6- 8	199	0- 1	124	47	157	157	20	20	
TOTALS	RPI 1-25	RPI 26-50	W-L RECORDS	RPI 51-100	RPI 101-150	RPI 150+				
11- 11	0- 2	0- 1	OVERALL	0- 6	1- 1	10- 1				
7- 3	0- 0	0- 0	HOME	0- 2	1- 1	6- 0				
4- 8	0- 2	0- 1	AWAY	0- 4	0- 0	4- 1				
0- 0	0- 0	0- 0	NEUTRAL	0- 0	0- 0	0- 0				
6- 8	0- 2	0- 1	NON-CONFERENCE	0- 4	1- 1	5- 0				
4- 2	0- 0	0- 0	HOME	0- 1	1- 1	3- 0				
2- 6	0- 2	0- 1	AWAY	0- 3	0- 0	2- 0				
0- 0	0- 0	0- 0	NEUTRAL	0- 0	0- 0	0- 0				
5- 3	0- 0	0- 0	CONFERENCE	0- 2	0- 0	5- 1				
3- 1	0- 0	0- 0	HOME	0- 1	0- 0	3- 0				
2- 2	0- 0	0- 0	AWAY	0- 1	0- 0	2- 1				
0- 0	0- 0	0- 0	NEUTRAL	0- 0	0- 0	0- 0				

RPI 1-25				RPI 26-50				RPI 51-100				RPI 101+ Team's RPI: 143			
RPI	S	Opponent	Score	RPI	S	Opponent	Score	RPI	S	Opponent	Score	RPI	S	Opponent	Score
4	A	Stanford	43 69	28	A	California	42 67	54	A	Southern California	42 58	102	H	Loyola Marymount	53 72
20	A	Drake	63 73					57	A	Boise St.	63 74	126	H	Washington St.	65 52
								69	H	Harvard	55 75	168	H	UC Riverside	69 56
								83	A	UC Davis	54 70	171	A	UC Irvine	61 65
								83	H	UC Davis	49 60	176	A	Santa Clara	53 38
								91	A	Idaho	73 88	216	H	San Diego St.	77 74
												222	A	Hawaii	49 29
												253	H	Cal St. Fullerton	74 44
												262	A	Long Beach St.	51 37
												282	H	California Baptist	73 67
												298	H	UC Santa Barbara	73 65
												308	A	Omaha	64 52
												328	H	San Jose St.	76 40
LAST 12 Division I GAMES:															
69	H	Harvard	55 75	222	A	Hawaii	49 29								
83	A	UC Davis	54 70	171	A	UC Irvine	61 65								
253	H	Cal St. Fullerton	74 44	298	H	UC Santa Barbara	73 65								
262	A	Long Beach St.	51 37	4	A	Stanford	43 69								
83	H	UC Davis	49 60	328	H	San Jose St.	76 40								
168	H	UC Riverside	69 56	54	A	Southern California	42 58								

Non-Div I Games:

CSUN

■ Loss, 
■ Non-Conf, 
■ S Site, 
■ H Home 
■ A Away 
N Neutral

Average RPI Win:	275	WON-LOST	WINNING	LAST 10	STRENGTH OF	OPP. STRENGTH	TEAM	ADJ.	CONF.	ADJ CONF.
Average RPI Loss:	166	RECORD	PCT. RANK	GAMES	SCHEDULE	OF SCHEDULE	RPI	RPI	RPI	RPI
DIV. I ONLY	4- 14	310	1- 0	286	175	323	323	20	20	
DIV. I NON-CONF.	2- 8	293	0- 0	261	67	298	298	20	20	
TOTALS	RPI 1-25	RPI 26-50	W-L RECORDS	RPI 51-100	RPI 101-150	RPI 150+				
4- 14	0- 0	0- 3	OVERALL	0- 0	0- 2	4- 9				
3- 5	0- 0	0- 1	HOME	0- 0	0- 1	3- 3				
1- 8	0- 0	0- 2	AWAY	0- 0	0- 1	1- 5				
0- 1	0- 0	0- 0	NEUTRAL	0- 0	0- 0	0- 1				
2- 8	0- 0	0- 3	NON-CONFERENCE	0- 0	0- 2	2- 3				
1- 3	0- 0	0- 1	HOME	0- 0	0- 1	1- 1				
1- 4	0- 0	0- 2	AWAY	0- 0	0- 1	1- 1				
0- 1	0- 0	0- 0	NEUTRAL	0- 0	0- 0	0- 1				
2- 6	0- 0	0- 0	CONFERENCE	0- 0	0- 0	2- 6				
2- 2	0- 0	0- 0	HOME	0- 0	0- 0	2- 2				
0- 4	0- 0	0- 0	AWAY	0- 0	0- 0	0- 4				
0- 0	0- 0	0- 0	NEUTRAL	0- 0	0- 0	0- 0				

RPI S	Opponent	Score	RPI S	Opponent	Score	RPI S	Opponent	Score	RPI S	Opponent	Score	Team's RPI: 323
33	A Oregon St.	54 79	43	H Saint Mary's (CA)	51 69	117	A Fresno St.	58 76	133	H Pepperdine	63 70	
47	A UCLA	35 81				171	A UC Irvine	57 73	171	H UC Irvine	59 75	
						188	H Illinois	51 74	199	H Eastern Wash.	59 55	
						222	A Hawaii	52 70	222	H Hawaii	54 71	
						231	A Sacramento St.	85 88	234	N San Francisco	62 65	
						253	A Cal St. Fullerton	64 78	262	A Long Beach St.	58 61	
						262	H Long Beach St.	66 59	298	H UC Santa Barbara	75 67	
						339	A Seattle U	60 50				
LAST 12 Division I GAMES:												
262	H Long Beach St.	66 59	298	H UC Santa Barbara	75 67							
222	A Hawaii	52 70	171	H UC Irvine	59 75							
171	A UC Irvine	57 73	47	A UCLA	35 81							
222	H Hawaii	54 71	339	A Seattle U	60 50							
253	A Cal St. Fullerton	64 78	43	H Saint Mary's (CA)	51 69							
262	A Long Beach St.	58 61	199	H Eastern Wash.	59 55							

Non-Div I Games: Academy of Art 87 65

Cal Poly

■ Loss, 
 ■ Non-Conf, 
 ■ S Site, 
 ■ H Home 
 ■ A Away 
 N Neutral

Average RPI Win:	283	WON-LOST	WINNING	LAST 10	STRENGTH OF	OPP. STRENGTH	TEAM	ADJ.	CONF.	ADJ CONF.
Average RPI Loss:	151	RECORD	PCT. RANK	GAMES	SCHEDULE	OF SCHEDULE	RPI	RPI	RPI	RPI
DIV. I ONLY	10- 10	159	0- 1	325	223	253	253	20	20	
DIV. I NON-CONF.	7- 5	132	0- 0	324	260	236	236	20	20	
TOTALS	RPI 1-25	RPI 26-50	W-L RECORDS	RPI 51-100	RPI 101-150	RPI 150+				
10- 10	0- 0	0- 0	OVERALL	0- 3	0- 2	10- 5				
5- 5	0- 0	0- 0	HOME	0- 2	0- 0	5- 3				
5- 5	0- 0	0- 0	AWAY	0- 1	0- 2	5- 2				
0- 0	0- 0	0- 0	NEUTRAL	0- 0	0- 0	0- 0				
7- 5	0- 0	0- 0	NON-CONFERENCE	0- 1	0- 1	7- 3				
3- 3	0- 0	0- 0	HOME	0- 1	0- 0	3- 2				
4- 2	0- 0	0- 0	AWAY	0- 0	0- 1	4- 1				
0- 0	0- 0	0- 0	NEUTRAL	0- 0	0- 0	0- 0				
3- 5	0- 0	0- 0	CONFERENCE	0- 2	0- 1	3- 2				
2- 2	0- 0	0- 0	HOME	0- 1	0- 0	2- 1				
1- 3	0- 0	0- 0	AWAY	0- 1	0- 1	1- 1				
0- 0	0- 0	0- 0	NEUTRAL	0- 0	0- 0	0- 0				

RPI S	Opponent	Score	RPI S	Opponent	Score	RPI S	Opponent	Score	RPI S	Opponent	Score	Team's RPI: 253
						78	H Pacific	64 72	141	A Washington	74 83	
						83	A UC Davis	51 75	143	A CSUN	44 74	
						83	H UC Davis	39 75	163	A Portland	74 83	
									168	A UC Riverside	59 62	
									176	H Santa Clara	60 64	
									216	H San Diego St.	72 83	
									222	H Hawaii	72 68	
									227	H Dartmouth	67 62	
									262	H Long Beach St.	53 59	
									265	A Columbia	61 58	
									274	H CSU Bakersfield	64 56	
									275	H Utah Valley	56 55	
									282	A California Baptist	79 65	
									298	A UC Santa Barbara	59 52	
									322	A Saint Peter's	69 45	
									323	H Cal Poly	78 64	
									339	A Seattle U	57 54	
LAST 12 Division I GAMES:												
168	A UC Riverside	59 62	83	A UC Davis	51 75							
262	H Long Beach St.	53 59	222	H Hawaii	72 68							
143	A CSUN	44 74	275	H Utah Valley	56 55							
83	H UC Davis	39 75	78	H Pacific	64 72							
298	A UC Santa Barbara	59 52	322	A Saint Peter's	69 45							
323	H Cal Poly	78 64	265	A Columbia	61 58							

Non-Div I Games: Antelope Valley 77 65

Cal St. Fullerton

■ Loss, 
 ■ Non-Conf, S Site, 
 ■ Home 
 ■ Away 
 N Neutral

Average RPI Win:	120	WON-LOST	WINNING	LAST 10	STRENGTH OF	OPP. STRENGTH	TEAM	ADJ.	CONF.	ADJ CONF.
Average RPI Loss:	34	RECORD	PCT. RANK	GAMES	SCHEDULE	OF SCHEDULE	RPI	RPI	RPI	RPI
DIV. I ONLY	14- 7	89	0- 1	23	3	28	28	2	2	
DIV. I NON-CONF.	9- 2	43	0- 0	50	27	24	24	2	2	
TOTALS	RPI 1-25	RPI 26-50	W-L RECORDS	RPI 51-100	RPI 101-150	RPI 150+				
14- 7	1- 3	2- 2	OVERALL	2- 2	7- 0	2- 0				
7- 3	1- 1	0- 1	HOME	1- 1	4- 0	1- 0				
5- 4	0- 2	2- 1	AWAY	0- 1	2- 0	1- 0				
2- 0	0- 0	0- 0	NEUTRAL	1- 0	1- 0	0- 0				
9- 2	0- 1	2- 0	NON-CONFERENCE	1- 1	4- 0	2- 0				
3- 2	0- 1	0- 0	HOME	0- 1	2- 0	1- 0				
4- 0	0- 0	2- 0	AWAY	0- 0	1- 0	1- 0				
2- 0	0- 0	0- 0	NEUTRAL	1- 0	1- 0	0- 0				
5- 5	1- 2	0- 2	CONFERENCE	1- 1	3- 0	0- 0				
4- 1	1- 0	0- 1	HOME	1- 0	2- 0	0- 0				
1- 4	0- 2	0- 1	AWAY	0- 1	1- 0	0- 0				
0- 0	0- 0	0- 0	NEUTRAL	0- 0	0- 0	0- 0				

RPI 1-25					
RPI	S	Opponent	Score		
4	A	Stanford	50	75	
4	H	Stanford	81	80	
6	H	UConn	66	76	
17	A	Arizona St.	61	62	

RPI 26-50					
RPI	S	Opponent	Score		
30	A	Utah	74	87	
39	A	BYU	70	52	
43	A	Saint Mary's (CA)	81	78	
47	H	UCLA	79	84	

Team's RPI: 28					
RPI	S	Opponent	Score		
54	H	Southern California	66	59	
65	A	Arizona	55	60	
69	H	Harvard	79	85	
78	N	Pacific	81	69	

RPI 51-100					
RPI	S	Opponent	Score		
111	H	Houston	80	79	
121	A	Penn St.	75	58	
126	H	Washington St.	77	63	
132	A	Colorado	80	60	
137	N	Tulane	65	57	
141	H	Washington	79	70	
143	H	CSUN	67	42	
257	A	San Diego	70	53	
298	H	UC Santa Barbara	69	45	

RPI 101+					
RPI	S	Opponent	Score		

LAST 12 Division I GAMES:					
4	A	Stanford	50	75	17 A Arizona St. 61 62
4	H	Stanford	81	80	65 A Arizona 55 60
132	A	Colorado	80	60	54 H Southern California 66 59
30	A	Utah	74	87	47 H UCLA 79 84
141	H	Washington	79	70	69 H Harvard 79 85
126	H	Washington St.	77	63	6 H UConn 66 76

Non-Div I Games:

California

Loss, Non-Conf, S Site, H Home A Away N Neutral



Average RPI Win:	289	WON-LOST	WINNING	LAST 10	STRENGTH OF	OPP. STRENGTH	TEAM	ADJ.	CONF.	ADJ CONF.
Average RPI Loss:	194	RECORD	PCT. RANK	GAMES	SCHEDULE	OF SCHEDULE	RPI	RPI	RPI	RPI
DIV. I ONLY	8- 10	210	1- 0	339	299	282	282	30	30	
DIV. I NON-CONF.	3- 6	241	0- 0	269	217	263	263	30	30	
TOTALS	RPI 1-25	RPI 26-50	W-L RECORDS	RPI 51-100	RPI 101-150	RPI 150+				
8- 10	0- 0	0- 1	OVERALL	0- 1	0- 1	8- 7				
4- 3	0- 0	0- 0	HOME	0- 1	0- 0	4- 2				
4- 6	0- 0	0- 0	AWAY	0- 0	0- 1	4- 5				
0- 1	0- 0	0- 1	NEUTRAL	0- 0	0- 0	0- 0				
3- 6	0- 0	0- 1	NON-CONFERENCE	0- 1	0- 1	3- 3				
1- 2	0- 0	0- 0	HOME	0- 1	0- 0	1- 1				
2- 3	0- 0	0- 0	AWAY	0- 0	0- 1	2- 2				
0- 1	0- 0	0- 1	NEUTRAL	0- 0	0- 0	0- 0				
5- 4	0- 0	0- 0	CONFERENCE	0- 0	0- 0	5- 4				
3- 1	0- 0	0- 0	HOME	0- 0	0- 0	3- 1				
2- 3	0- 0	0- 0	AWAY	0- 0	0- 0	2- 3				
0- 0	0- 0	0- 0	NEUTRAL	0- 0	0- 0	0- 0				

RPI S	Opponent	Score	RPI S	Opponent	Score	RPI S	Opponent	Score	RPI S	Opponent	Score	Team's RPI: 282
39 N	BYU	69 76	98 H	Idaho St.	57 72	143 A	CSUN	67 73				
						164 A	New Mexico St.	69 76				
						168 H	UC Riverside	65 57				
						216 A	San Diego St.	67 83				
						218 A	UTRGV	56 60				
						220 H	UMKC	74 78				
						244 A	Northern Ariz.	88 91				
						253 H	Cal St. Fullerton	65 79				
						262 A	Long Beach St.	85 83				
						274 A	CSU Bakersfield	68 45				
						275 H	Utah Valley	83 54				
						298 A	UC Santa Barbara	76 64				
						339 H	Seattle U	100 83				
						340 A	Grand Canyon	71 75				
						347 A	Chicago St.	93 67				
						347 H	Chicago St.	89 52				
LAST 12 Division I GAMES:												
347 A	Chicago St.	93 67	220 H	UMKC	74 78							
339 H	Seattle U	100 83	218 A	UTRGV	56 60							
275 H	Utah Valley	83 54	164 A	New Mexico St.	69 76							
340 A	Grand Canyon	71 75	298 A	UC Santa Barbara	76 64							
274 A	CSU Bakersfield	68 45	168 H	UC Riverside	65 57							
347 H	Chicago St.	89 52	143 A	CSUN	67 73							

Non-Div I Games: La Sierra 91 44 Notre Dame de Namur 80 47 Fresno Pacific 93 71 Westcliff 133 43  
California Baptist

Average RPI Win:	304	WON-LOST	WINNING	LAST 10	STRENGTH OF	OPP. STRENGTH	TEAM	ADJ.	CONF.	ADJ CONF.
Average RPI Loss:	171	RECORD	PCT. RANK	GAMES	SCHEDULE	OF SCHEDULE	RPI	RPI	RPI	RPI
DIV. I ONLY	11- 8	128	1- 0	335	328	254	254	28	28	
DIV. I NON-CONF.	6- 3	91	1- 0	326	315	215	215	29	29	
TOTALS	RPI 1-25	RPI 26-50	W-L RECORDS	RPI 51-100	RPI 101-150	RPI 150+				
11- 8	0- 0	0- 0	OVERALL	0- 1	0- 3	11- 4				
5- 5	0- 0	0- 0	HOME	0- 1	0- 1	5- 3				
5- 3	0- 0	0- 0	AWAY	0- 0	0- 2	5- 1				
1- 0	0- 0	0- 0	NEUTRAL	0- 0	0- 0	1- 0				
6- 3	0- 0	0- 0	NON-CONFERENCE	0- 1	0- 1	6- 1				
2- 2	0- 0	0- 0	HOME	0- 1	0- 0	2- 1				
3- 1	0- 0	0- 0	AWAY	0- 0	0- 1	3- 0				
1- 0	0- 0	0- 0	NEUTRAL	0- 0	0- 0	1- 0				
5- 5	0- 0	0- 0	CONFERENCE	0- 0	0- 2	5- 3				
3- 3	0- 0	0- 0	HOME	0- 0	0- 1	3- 2				
2- 2	0- 0	0- 0	AWAY	0- 0	0- 1	2- 1				
0- 0	0- 0	0- 0	NEUTRAL	0- 0	0- 0	0- 0				

RPI S	Opponent	Score	RPI S	Opponent	Score	RPI S	Opponent	Score	RPI S	Opponent	Score	Team's RPI: 254
76	H Old Dominion	59	83	112	A Boston College	56	76	114	H Radford	52	56	
				124	A High Point	60	65	193	H Hampton	52	46	
				195	A UNC Asheville	52	60	219	H Howard	64	69	
				259	H Gardner-Webb	38	52	270	A Norfolk St.	57	49	
				272	H Winthrop	46	59	289	H Col. of Charleston	66	65	
				306	H UNC Greensboro	53	49	308	N Omaha	65	52	
				315	A FIU	59	54	319	A Charleston So.	60	58	
				334	H Presbyterian	51	46	336	A Western Caro.	63	37	
				337	H USC Upstate	61	41	342	A Longwood	66	60	
LAST 12 Division I GAMES:												
315	A FIU	59	54	272	H Winthrop	46	59	195	A UNC Asheville	52	60	
337	H USC Upstate	61	41	319	A Charleston So.	60	58	259	H Gardner-Webb	38	52	
342	A Longwood	66	60	334	H Presbyterian	51	46	336	A Western Caro.	63	37	
114	H Radford	52	56	112	A Boston College	56	76					
124	A High Point	60	65									
193	H Hampton	52	46									

Non-Div I Games: William Peace 65 36 Columbia (SC) 93 46

Campbell

Loss, Non-Conf, S Site, H Home A Away N Neutral

Average RPI Win:	292	WON-LOST	WINNING	LAST 10	STRENGTH OF	OPP. STRENGTH	TEAM	ADJ.	CONF.	ADJ CONF.
Average RPI Loss:	176	RECORD	PCT. RANK	GAMES	SCHEDULE	OF SCHEDULE	RPI	RPI	RPI	RPI
DIV. I ONLY	9- 13	226	0- 1	314	257	284	284	25	25	
DIV. I NON-CONF.	2- 9	297	0- 0	225	225	312	312	28	28	
TOTALS	RPI 1-25	RPI 26-50	W-L RECORDS	RPI 51-100	RPI 101-150	RPI 150+				
9- 13	0- 1	0- 0	OVERALL	0- 2	0- 3	9- 7				
5- 7	0- 1	0- 0	HOME	0- 2	0- 2	5- 2				
4- 6	0- 0	0- 0	AWAY	0- 0	0- 1	4- 5				
0- 0	0- 0	0- 0	NEUTRAL	0- 0	0- 0	0- 0				
2- 9	0- 1	0- 0	NON-CONFERENCE	0- 1	0- 2	2- 5				
1- 5	0- 1	0- 0	HOME	0- 1	0- 1	1- 2				
1- 4	0- 0	0- 0	AWAY	0- 0	0- 1	1- 3				
0- 0	0- 0	0- 0	NEUTRAL	0- 0	0- 0	0- 0				
7- 4	0- 0	0- 0	CONFERENCE	0- 1	0- 1	7- 2				
4- 2	0- 0	0- 0	HOME	0- 1	0- 1	4- 0				
3- 2	0- 0	0- 0	AWAY	0- 0	0- 0	3- 2				
0- 0	0- 0	0- 0	NEUTRAL	0- 0	0- 0	0- 0				

RPI S	Opponent	Score	RPI S	Opponent	Score	RPI S	Opponent	Score	RPI S	Opponent	Score	Team's RPI: 284
24	H Buffalo	66 84				55	H Miami (OH)	59 62	125	H Youngstown St.	36 62	
						60	H Quinnipiac	42 55	142	A Akron	53 62	
									145	H Marist	66 71	
									186	A Rider	62 49	
									205	A St. Bonaventure	94 100	
									218	H UTRGV	53 57	
									228	A Colgate	53 67	
									233	A Monmouth	61 67	
									235	H Bowling Green	53 74	
									241	A Albany (NY)	48 42	
									271	H Vermont	67 46	
									309	A Oakland	60 71	
									311	A Fairfield	65 72	
									311	H Fairfield	53 50	
									313	H Manhattan	47 44	
									322	A Saint Peter's	75 62	
									322	H Saint Peter's	78 59	
									332	A Iona	48 40	
									332	H Iona	67 47	
LAST 12 Division I GAMES:												
311	A Fairfield	65 72	311	H Fairfield	53 50							
322	H Saint Peter's	78 59	322	A Saint Peter's	75 62							
332	H Iona	67 47	332	A Iona	48 40							
186	A Rider	62 49	145	H Marist	66 71							
233	A Monmouth	61 67	313	H Manhattan	47 44							
60	H Quinnipiac	42 55	271	H Vermont	67 46							

Non-Div I Games:

Canisius

■ Loss, 
■ Non-Conf, 
■ S Site, 
■ H Home 
■ A Away 
N Neutral

## Central Ark.

Through Games Of Feb. 7, 2019

Average RPI Win:	332	WON-LOST	WINNING	LAST 10	STRENGTH OF	OPP. STRENGTH	TEAM	ADJ.	CONF.	ADJ CONF.
Average RPI Loss:	154	RECORD	PCT. RANK	GAMES	SCHEDULE	OF SCHEDULE	RPI	RPI	RPI	RPI
DIV. I ONLY	4- 12	302	1- 0	250	281	292	292	26	26	
DIV. I NON-CONF.	1- 5	311	0- 0	252	152	281	281	23	23	
TOTALS	RPI 1-25	RPI 26-50	W-L RECORDS	RPI 51-100	RPI 101-150	RPI 150+				
4- 12	0- 1	0- 0	OVERALL	0- 3	0- 1	4- 7				
2- 4	0- 0	0- 0	HOME	0- 1	0- 1	2- 2				
2- 8	0- 1	0- 0	AWAY	0- 2	0- 0	2- 5				
0- 0	0- 0	0- 0	NEUTRAL	0- 0	0- 0	0- 0				
1- 5	0- 1	0- 0	NON-CONFERENCE	0- 1	0- 1	1- 2				
0- 1	0- 0	0- 0	HOME	0- 0	0- 1	0- 0				
1- 4	0- 1	0- 0	AWAY	0- 1	0- 0	1- 2				
0- 0	0- 0	0- 0	NEUTRAL	0- 0	0- 0	0- 0				
3- 7	0- 0	0- 0	CONFERENCE	0- 2	0- 0	3- 5				
2- 3	0- 0	0- 0	HOME	0- 1	0- 0	2- 2				
1- 4	0- 0	0- 0	AWAY	0- 1	0- 0	1- 3				
0- 0	0- 0	0- 0	NEUTRAL	0- 0	0- 0	0- 0				

RPI 1-25				RPI 26-50				RPI 51-100				RPI 101+ Team's RPI: 292			
RPI	S	Opponent	Score	RPI	S	Opponent	Score	RPI	S	Opponent	Score	RPI	S	Opponent	Score
21	A	Texas A&M	27 84					53	A	Kansas St.	54 70	115	H	South Alabama	50 58
								58	A	Lamar University	37 57	153	A	Oklahoma	52 65
								70	H	SFA	53 59	161	A	Abilene Christian	70 77
												185	H	Nicholls St.	60 64
												201	A	Sam Houston St.	62 66
												263	H	A&M-Corpus Christi	65 73
												266	A	Southeastern La.	53 62
												307	A	Jackson St.	56 65
												317	A	New Orleans	62 60
												320	H	Incarinate Word	74 43
												341	H	Northwestern St.	74 52
												350	A	Alcorn	57 46
LAST 12 Division I GAMES:															
341	H	Northwestern St.	74 52	58	A	Lamar University	37 57								
70	H	SFA	53 59	201	A	Sam Houston St.	62 66								
161	A	Abilene Christian	70 77	266	A	Southeastern La.	53 62								
317	A	New Orleans	62 60	263	H	A&M-Corpus Christi	65 73								
185	H	Nicholls St.	60 64	53	A	Kansas St.	54 70								
320	H	Incarinate Word	74 43	21	A	Texas A&M	27 84								

Non-Div I Games: Central Baptist 55 34 Crowley's Ridge 91 33 Williams Baptist 70 35 Hendrix 72 40 Central Ark.

Loss, Non-Conf, S Site, H Home A Away N Neutral

Average RPI Win:	289	WON-LOST	WINNING	LAST 10	STRENGTH OF	OPP. STRENGTH	TEAM	ADJ.	CONF.	ADJ CONF.
Average RPI Loss:	191	RECORD	PCT. RANK	GAMES	SCHEDULE	OF SCHEDULE	RPI	RPI	RPI	RPI
DIV. I ONLY	6- 13	268	1- 0	287	307	295	295	31	31	
DIV. I NON-CONF.	3- 7	256	0- 0	126	194	211	211	31	31	
TOTALS	RPI 1-25	RPI 26-50	W-L RECORDS	RPI 51-100	RPI 101-150	RPI 150+				
6- 13	0- 2	0- 0	OVERALL	0- 1	0- 2	6- 8				
4- 5	0- 1	0- 0	HOME	0- 0	0- 2	4- 2				
2- 8	0- 1	0- 0	AWAY	0- 1	0- 0	2- 6				
0- 0	0- 0	0- 0	NEUTRAL	0- 0	0- 0	0- 0				
3- 7	0- 2	0- 0	NON-CONFERENCE	0- 1	0- 2	3- 2				
1- 3	0- 1	0- 0	HOME	0- 0	0- 2	1- 0				
2- 4	0- 1	0- 0	AWAY	0- 1	0- 0	2- 2				
0- 0	0- 0	0- 0	NEUTRAL	0- 0	0- 0	0- 0				
3- 6	0- 0	0- 0	CONFERENCE	0- 0	0- 0	3- 6				
3- 2	0- 0	0- 0	HOME	0- 0	0- 0	3- 2				
0- 4	0- 0	0- 0	AWAY	0- 0	0- 0	0- 4				
0- 0	0- 0	0- 0	NEUTRAL	0- 0	0- 0	0- 0				

RPI 1-25				RPI 26-50				RPI 51-100				RPI 101+ Team's RPI: 295			
RPI	S	Opponent	Score	RPI	S	Opponent	Score	RPI	S	Opponent	Score	RPI	S	Opponent	Score
15	A	Rutgers	44 73					89	A	Yale	46 58	103	H	Hartford	52 54
24	H	Buffalo	69 82									138	H	Lehigh	62 88
												196	A	Massachusetts	59 74
												208	H	Saint Francis (PA)	73 62
												214	H	Robert Morris	57 64
												238	A	Brown	63 68
												239	A	Sacred Heart	61 66
												241	A	Albany (NY)	60 53
												248	A	Mt. St. Mary's	53 84
												302	A	Bryant	60 72
												302	H	Bryant	66 65
												303	A	Morgan St.	60 36
												326	H	New Hampshire	56 47
												327	H	Wagner	63 75
												344	A	Fairleigh Dickinson	67 74
												351	H	LIU Brooklyn	63 57
LAST 12 Division I GAMES:															
302	H	Bryant	66 65	344	A	Fairleigh Dickinson	67 74								
351	H	LIU Brooklyn	63 57	327	H	Wagner	63 75								
302	A	Bryant	60 72	239	A	Sacred Heart	61 66								
214	H	Robert Morris	57 64	103	H	Hartford	52 54								
208	H	Saint Francis (PA)	73 62	89	A	Yale	46 58								
248	A	Mt. St. Mary's	53 84	326	H	New Hampshire	56 47								

Non-Div I Games:

Central Conn. St.

■ Loss, 
 ■ Non-Conf, S Site, 
 ■ Home 
 ■ Away 
 N Neutral

Average RPI Win:	125	WON-LOST	WINNING	LAST 10	STRENGTH OF	OPP. STRENGTH	TEAM	ADJ.	CONF.	ADJ CONF.
Average RPI Loss:	62	RECORD	PCT. RANK	GAMES	SCHEDULE	OF SCHEDULE	RPI	RPI	RPI	RPI
DIV. I ONLY	16- 5	47	1- 0	35	39	23	23	7	7	
DIV. I NON-CONF.	9- 3	61	0- 0	87	5	36	36	8	8	
TOTALS	RPI 1-25	RPI 26-50	W-L RECORDS	RPI 51-100	RPI 101-150	RPI 150+				
16- 5	3- 1	1- 1	OVERALL	4- 2	3- 1	5- 0				
7- 3	2- 1	0- 1	HOME	0- 1	2- 0	3- 0				
8- 1	1- 0	1- 0	AWAY	4- 1	0- 0	2- 0				
1- 1	0- 0	0- 0	NEUTRAL	0- 0	1- 1	0- 0				
9- 3	2- 1	0- 1	NON-CONFERENCE	2- 0	2- 1	3- 0				
3- 2	1- 1	0- 1	HOME	0- 0	1- 0	1- 0				
5- 0	1- 0	0- 0	AWAY	2- 0	0- 0	2- 0				
1- 1	0- 0	0- 0	NEUTRAL	0- 0	1- 1	0- 0				
7- 2	1- 0	1- 0	CONFERENCE	2- 2	1- 0	2- 0				
4- 1	1- 0	0- 0	HOME	0- 1	1- 0	2- 0				
3- 1	0- 0	1- 0	AWAY	2- 1	0- 0	0- 0				
0- 0	0- 0	0- 0	NEUTRAL	0- 0	0- 0	0- 0				

RPI	S	Opponent	Score
3	H	Louisville	68 72
14	H	UCF	75 68
22	A	Miami (FL)	90 80
24	H	Buffalo	76 65

RPI	S	Opponent	Score
27	H	South Dakota St.	71 80
35	A	Ohio	88 70

RPI	S	Opponent	Score
55	H	Miami (OH)	67 70
60	A	Quinnipiac	67 52
84	A	Kent St.	82 75
86	A	Toledo	59 62
95	A	Virginia	74 61
97	A	Northern Ill.	89 66

RPI	S	Opponent	Score
120	H	Western Ky.	108 90
131	N	Chattanooga	73 50
137	N	Tulane	57 68
142	H	Akron	94 71
174	A	Vanderbilt	66 57
177	H	Ball St.	81 63
183	H	Eastern Mich.	71 61
309	H	Oakland	104 61
332	A	Iona	82 39

## LAST 12 Division I GAMES:

177	H	Ball St.	81 63	97	A	Northern Ill.	89 66
24	H	Buffalo	76 65	35	A	Ohio	88 70
183	H	Eastern Mich.	71 61	142	H	Akron	94 71
86	A	Toledo	59 62	22	A	Miami (FL)	90 80
84	A	Kent St.	82 75	137	N	Tulane	57 68
55	H	Miami (OH)	67 70	3	H	Louisville	68 72

Non-Div I Games:

Central Mich.

■ Loss, 
 ■ Non-Conf, 
 ■ S Site, 
 ■ H Home 
 ■ A Away 
 N Neutral

Average RPI Win: 302		WON-LOST	WINNING	LAST 10	STRENGTH OF	OPP. STRENGTH	TEAM	ADJ.	CONF.	ADJ CONF.
Average RPI Loss: 208		RECORD	PCT. RANK	GAMES	SCHEDULE	OF SCHEDULE	RPI	RPI	RPI	RPI
DIV. I ONLY		4- 14	310	1- 0	290	338	319	319	28	28
DIV. I NON-CONF.		0- 8	336	0- 0	288	320	348	348	29	29
TOTALS		RPI 1-25	RPI 26-50	W-L RECORDS	RPI 51-100	RPI 101-150	RPI 150+			
4- 14	0- 0		0- 0	OVERALL	0- 0	0- 5	4- 9			
1- 6	0- 0		0- 0	HOME	0- 0	0- 3	1- 3			
3- 8	0- 0		0- 0	AWAY	0- 0	0- 2	3- 6			
0- 0	0- 0		0- 0	NEUTRAL	0- 0	0- 0	0- 0			
0- 8	0- 0		0- 0	NON-CONFERENCE	0- 0	0- 3	0- 5			
0- 3	0- 0		0- 0	HOME	0- 0	0- 2	0- 1			
0- 5	0- 0		0- 0	AWAY	0- 0	0- 1	0- 4			
0- 0	0- 0		0- 0	NEUTRAL	0- 0	0- 0	0- 0			
4- 6	0- 0		0- 0	CONFERENCE	0- 0	0- 2	4- 4			
1- 3	0- 0		0- 0	HOME	0- 0	0- 1	1- 2			
3- 3	0- 0		0- 0	AWAY	0- 0	0- 1	3- 2			
0- 0	0- 0		0- 0	NEUTRAL	0- 0	0- 0	0- 0			

RPI 1-25				RPI 26-50				RPI 51-100				RPI 101+				Team's RPI: 319	
RPI	S	Opponent	Score	RPI	S	Opponent	Score	RPI	S	Opponent	Score	RPI	S	Opponent	Score		
												106	A	Georgia	75	83	
												114	H	Radford	41	67	
												124	A	High Point	64	71	
												146	H	Davidson	34	72	
												150	H	Tennessee Tech	55	77	
												193	H	Hampton	66	74	
												195	H	UNC Asheville	70	59	
												203	A	Florida	60	70	
												225	H	Jacksonville	58	68	
												254	H	Campbell	58	60	
												259	A	Gardner-Webb	65	75	
												272	A	Winthrop	52	57	
												283	A	North Florida	76	82	
												289	A	Col. of Charleston	52	79	
												291	A	South Carolina St.	58	67	
												334	A	Presbyterian	63	55	
												337	A	USC Upstate	78	75	
												342	A	Longwood	81	74	
LAST 12 Division I GAMES:																	
				195	H	UNC Asheville	70	59	342	A	Longwood	81	74				
				334	A	Presbyterian	63	55	254	H	Campbell	58	60				
				259	A	Gardner-Webb	65	75	272	A	Winthrop	52	57				
				124	A	High Point	64	71	193	H	Hampton	66	74				
				337	A	USC Upstate	78	75	203	A	Florida	60	70				
				114	H	Radford	41	67	289	A	Col. of Charleston	52	79				

Non-Div I Games:	Converse	101	50	Columbia (SC)	89	57	Erskine	74	50
------------------	----------	-----	----	---------------	----	----	---------	----	----

Charleston So.

Loss, Non-Conf, S Site, H Home A Away N Neutral

Average RPI Win:	<b>227</b>	WON-LOST	WINNING	LAST 10	STRENGTH OF	OPP. STRENGTH	TEAM	ADJ.	CONF.	ADJ CONF.
Average RPI Loss:	<b>132</b>	RECORD	PCT. RANK	GAMES	SCHEDULE	OF SCHEDULE	RPI	RPI	RPI	RPI
DIV. I ONLY	<b>12- 11</b>	<b>155</b>	<b>1- 0</b>	<b>155</b>	<b>206</b>	<b>167</b>	<b>167</b>	<b>14</b>	<b>14</b>	
DIV. I NON-CONF.	<b>8- 4</b>	<b>91</b>	<b>1- 0</b>	<b>93</b>	<b>288</b>	<b>80</b>	<b>80</b>	<b>19</b>	<b>19</b>	
TOTALS	RPI 1-25	RPI 26-50	W-L RECORDS	RPI 51-100	RPI 101-150	RPI 150+				
12- 11	0- 0	0- 1	OVERALL	1- 2	2- 3	9- 5				
10- 2	0- 0	0- 0	HOME	1- 1	1- 1	8- 0				
1- 9	0- 0	0- 1	AWAY	0- 1	1- 2	0- 5				
1- 0	0- 0	0- 0	NEUTRAL	0- 0	0- 0	1- 0				
8- 4	0- 0	0- 0	NON-CONFERENCE	1- 1	2- 2	5- 1				
6- 1	0- 0	0- 0	HOME	1- 0	1- 1	4- 0				
1- 3	0- 0	0- 0	AWAY	0- 1	1- 1	0- 1				
1- 0	0- 0	0- 0	NEUTRAL	0- 0	0- 0	1- 0				
4- 7	0- 0	0- 1	CONFERENCE	0- 1	0- 1	4- 4				
4- 1	0- 0	0- 0	HOME	0- 1	0- 0	4- 0				
0- 6	0- 0	0- 1	AWAY	0- 0	0- 1	0- 4				
0- 0	0- 0	0- 0	NEUTRAL	0- 0	0- 0	0- 0				

RPI S	Opponent	Score	RPI S	Opponent	Score	RPI S	Opponent	Score	RPI S	Opponent	Score	Team's RPI: 167
			34  Rice		51  61	56  Middle Tenn.		55  62	109  Wake Forest		43  69	
						81  Wright St.		88 85	120  Western Ky.		58  76	
						95  Virginia		61  65	138  Lehigh		62 60	
									139  Fordham		64  71	
									146  Davidson		78 66	
									155  Louisiana Tech		51  88	
									156  Mercer		40  57	
									182  North Texas		63  68	
									187  Southern Miss.		54  65	
									195  UNC Asheville		70 53	
									207  East Carolina		52 46	
									217  Marshall		62  63	
									245 N Liberty		63 61	
									264  Bethune-Cookman		73 69	
									268  UTEP		62 39	
									286  UTSA		66 54	
									288  Wofford		85 63	
									293  Fla. Atlantic		68 47	
									315  FIU		69 54	
LAST 12 Division I GAMES:												
138  Lehigh		62 60	155  Louisiana Tech		51  88							
56  Middle Tenn.		55  62	187  Southern Miss.		54  65							
182  North Texas		63  68	293  Fla. Atlantic		68 47							
34  Rice		51  61	315  FIU		69 54							
268  UTEP		62 39	217  Marshall		62  63							
286  UTSA		66 54	120  Western Ky.		58  76							

Non-Div I Games:

Charlotte



## Chattanooga

Through Games Of Feb. 7, 2019

Average RPI Win:	238	WON-LOST	WINNING	LAST 10	STRENGTH OF	OPP. STRENGTH	TEAM	ADJ.	CONF.	ADJ CONF.
Average RPI Loss:	60	RECORD	PCT. RANK	GAMES	SCHEDULE	OF SCHEDULE	RPI	RPI	RPI	RPI
DIV. I ONLY	10- 11	179	1- 0	36	154	131	131	27	27	
DIV. I NON-CONF.	4- 10	264	1- 0	3	68	89	89	25	25	
TOTALS	RPI 1-25	RPI 26-50	W-L RECORDS	RPI 51-100	RPI 101-150	RPI 150+				
10- 11	0- 4	0- 1	OVERALL	1- 3	0- 2	9- 1				
6- 5	0- 2	0- 1	HOME	0- 1	0- 1	6- 0				
2- 4	0- 1	0- 0	AWAY	0- 1	0- 1	2- 1				
2- 2	0- 1	0- 0	NEUTRAL	1- 1	0- 0	1- 0				
4- 10	0- 4	0- 1	NON-CONFERENCE	1- 3	0- 2	3- 0				
1- 5	0- 2	0- 1	HOME	0- 1	0- 1	1- 0				
1- 3	0- 1	0- 0	AWAY	0- 1	0- 1	1- 0				
2- 2	0- 1	0- 0	NEUTRAL	1- 1	0- 0	1- 0				
6- 1	0- 0	0- 0	CONFERENCE	0- 0	0- 0	6- 1				
5- 0	0- 0	0- 0	HOME	0- 0	0- 0	5- 0				
1- 1	0- 0	0- 0	AWAY	0- 0	0- 0	1- 1				
0- 0	0- 0	0- 0	NEUTRAL	0- 0	0- 0	0- 0				

RPI S	Opponent	Score	RPI S	Opponent	Score	RPI S	Opponent	Score	RPI S	Opponent	Score	Team's RPI: 131
3	H Louisville	49 75	27	H South Dakota St.	54 71	56	N Middle Tenn.	47 58	108	A Northern Colo.	65 68	
10	H NC State	58 78				62	A Virginia Tech	59 74	129	H UT Martin	79 81	
14	A UCF	37 75				72	H Belmont	51 67	156	A Mercer	58 65	
23	N Central Mich.	50 73				73	N Maine	66 61	191	N Saint Louis	71 61	
									193	A Hampton	58 50	
									237	H Furman	73 53	
									245	H Liberty	75 60	
									252	H ETSU	76 67	
									261	A Samford	73 63	
									288	H Wofford	89 82	
									306	H UNC Greensboro	64 54	
									336	H Western Caro.	72 58	
LAST 12 Division I GAMES:												
73	N Maine	66 61	288	H Wofford	89 82							
306	H UNC Greensboro	64 54	252	H ETSU	76 67							
336	H Western Caro.	72 58	56	N Middle Tenn.	47 58							
261	A Samford	73 63	10	H NC State	58 78							
156	A Mercer	58 65	72	H Belmont	51 67							
237	H Furman	73 53	108	A Northern Colo.	65 68							

Non-Div I Games: Lee 61 55

Chattanooga

Loss, Non-Conf, S Site, H Home A Away N Neutral

Average RPI Win:	340	WON-LOST	WINNING	LAST 10	STRENGTH OF	OPP. STRENGTH	TEAM	ADJ.	CONF.	ADJ CONF.
Average RPI Loss:	218	RECORD	PCT. RANK	GAMES	SCHEDULE	OF SCHEDULE	RPI	RPI	RPI	RPI
DIV. I ONLY	1- 21	349	0- 1	263	345	347	347	30	30	
DIV. I NON-CONF.	0- 13	336	0- 0	180	329	341	341	30	30	
TOTALS	RPI 1-25	RPI 26-50	W-L RECORDS	RPI 51-100	RPI 101-150	RPI 150+				
1- 21	0- 0	0- 0	OVERALL	0- 2	0- 2	1- 17				
1- 10	0- 0	0- 0	HOME	0- 0	0- 1	1- 9				
0- 10	0- 0	0- 0	AWAY	0- 2	0- 1	0- 7				
0- 1	0- 0	0- 0	NEUTRAL	0- 0	0- 0	0- 1				
0- 13	0- 0	0- 0	NON-CONFERENCE	0- 2	0- 2	0- 9				
0- 5	0- 0	0- 0	HOME	0- 0	0- 1	0- 4				
0- 7	0- 0	0- 0	AWAY	0- 2	0- 1	0- 4				
0- 1	0- 0	0- 0	NEUTRAL	0- 0	0- 0	0- 1				
1- 8	0- 0	0- 0	CONFERENCE	0- 0	0- 0	1- 8				
1- 5	0- 0	0- 0	HOME	0- 0	0- 0	1- 5				
0- 3	0- 0	0- 0	AWAY	0- 0	0- 0	0- 3				
0- 0	0- 0	0- 0	NEUTRAL	0- 0	0- 0	0- 0				

RPI S	Opponent	Score	RPI S	Opponent	Score	RPI S	Opponent	Score	RPI S	Opponent	Score	Team's RPI: 347
						82	A Northwestern	35 97	122	A Morehead St.	68 104	
						97	A Northern Ill.	52 114	127	H UAB	45 90	
									152	A Bradley	59 89	
									164	H New Mexico St.	66 87	
									170	A Xavier	57 91	
									181	A Wisconsin	38 85	
									218	H UTRGV	55 71	
									220	H UMKC	58 111	
									232	A Loyola Chicago	40 76	
									238	H Brown	65 90	
									243	H SIUE	66 82	
									258	N St. Francis Brooklyn	73 110	
									274	H CSU Bakersfield	56 67	
									275	A Utah Valley	61 76	
									282	A California Baptist	52 89	
									282	H California Baptist	67 93	
									294	H Valparaiso	70 76	
									338	H Evansville	58 67	
									339	A Seattle U	54 90	
									340	H Grand Canyon	50 48	
LAST 12 Division I GAMES:												
282	H	California Baptist	67	93	340	H	Grand Canyon	50	48			
164	H	New Mexico St.	66	87	282	A	California Baptist	52	89			
218	H	UTRGV	55	71	220	H	UMKC	58	111			
275	A	Utah Valley	61	76	238	H	Brown	65	90			
339	A	Seattle U	54	90	152	A	Bradley	59	89			
274	H	CSU Bakersfield	56	67	97	A	Northern Ill.	52	114			

Non-Div I Games:

Chicago St.

Average RPI Win:	190	WON-LOST	WINNING	LAST 10	STRENGTH OF	OPP. STRENGTH	TEAM	ADJ.	CONF.	ADJ CONF.
Average RPI Loss:	71	RECORD	PCT. RANK	GAMES	SCHEDULE	OF SCHEDULE	RPI	RPI	RPI	RPI
DIV. I ONLY	14- 8	100	0- 1	96	86	87	87	9	9	
DIV. I NON-CONF.	8- 5	120	0- 0	177	138	137	137	9	9	
TOTALS	RPI 1-25	RPI 26-50	W-L RECORDS	RPI 51-100	RPI 101-150	RPI 150+				
14- 8	0- 3	0- 0	OVERALL	1- 2	3- 2	10- 1				
11- 2	0- 1	0- 0	HOME	1- 1	2- 0	8- 0				
3- 6	0- 2	0- 0	AWAY	0- 1	1- 2	2- 1				
0- 0	0- 0	0- 0	NEUTRAL	0- 0	0- 0	0- 0				
8- 5	0- 0	0- 0	NON-CONFERENCE	1- 2	1- 2	6- 1				
7- 1	0- 0	0- 0	HOME	1- 1	1- 0	5- 0				
1- 4	0- 0	0- 0	AWAY	0- 1	0- 2	1- 1				
0- 0	0- 0	0- 0	NEUTRAL	0- 0	0- 0	0- 0				
6- 3	0- 3	0- 0	CONFERENCE	0- 0	2- 0	4- 0				
4- 1	0- 1	0- 0	HOME	0- 0	1- 0	3- 0				
2- 2	0- 2	0- 0	AWAY	0- 0	1- 0	1- 0				
0- 0	0- 0	0- 0	NEUTRAL	0- 0	0- 0	0- 0				

RPI 1-25				RPI 26-50				RPI 51-100 Team's RPI: 87				RPI 101+			
RPI	S	Opponent	Score	RPI	S	Opponent	Score	RPI	S	Opponent	Score	RPI	S	Opponent	Score
6	A	UConn	38 82					55	A	Miami (OH)	65 78	101	A	Ohio St.	56 69
6	H	UConn	55 65					76	H	Old Dominion	72 76	111	H	Houston	68 57
14	A	UCF	55 56					89	H	Yale	66 52	113	H	VCU	66 54
												130	A	Pittsburgh	48 65
												136	A	South Fla.	57 56
												158	A	Tulsa	70 50
												170	H	Xavier	79 61
												177	A	Ball St.	63 75
												178	H	Temple	72 52
												191	A	Saint Louis	51 50
												209	H	SMU	69 57
												219	H	Howard	85 51
												223	H	Memphis	80 56
												252	H	ETSU	77 64
												276	H	Austin Peay	69 48
												329	H	Lipscomb	71 55
LAST 12 Division I GAMES:															
6	H	UConn	55 65	14	A	UCF	55 56	6	A	UConn	38 82				
136	A	South Fla.	57 56	209	H	SMU	69 57	219	H	Howard	85 51				
223	H	Memphis	80 56	170	H	Xavier	79 61	113	H	VCU	66 54				
111	H	Houston	68 57												
158	A	Tulsa	70 50												
178	H	Temple	72 52												

Non-Div I Games:

Cincinnati

Average RPI Win:	143	WON-LOST	WINNING	LAST 10	STRENGTH OF	OPP. STRENGTH	TEAM	ADJ.	CONF.	ADJ CONF.
Average RPI Loss:	47	RECORD	PCT. RANK	GAMES	SCHEDULE	OF SCHEDULE	RPI	RPI	RPI	RPI
DIV. I ONLY	15- 8	93	1- 0	30	22	44	44	1	1	
DIV. I NON-CONF.	9- 4	85	1- 0	141	125	105	105	1	1	
TOTALS	RPI 1-25	RPI 26-50	W-L RECORDS	RPI 51-100	RPI 101-150	RPI 150+				
15- 8	2- 5	1- 0	OVERALL	2- 1	4- 2	6- 0				
10- 4	0- 3	1- 0	HOME	2- 0	2- 1	5- 0				
4- 3	2- 2	0- 0	AWAY	0- 0	2- 1	0- 0				
1- 1	0- 0	0- 0	NEUTRAL	0- 1	0- 0	1- 0				
9- 4	0- 1	0- 0	NON-CONFERENCE	1- 1	2- 2	6- 0				
8- 1	0- 0	0- 0	HOME	1- 0	2- 1	5- 0				
0- 2	0- 1	0- 0	AWAY	0- 0	0- 1	0- 0				
1- 1	0- 0	0- 0	NEUTRAL	0- 1	0- 0	1- 0				
6- 4	2- 4	1- 0	CONFERENCE	1- 0	2- 0	0- 0				
2- 3	0- 3	1- 0	HOME	1- 0	0- 0	0- 0				
4- 1	2- 1	0- 0	AWAY	0- 0	2- 0	0- 0				
0- 0	0- 0	0- 0	NEUTRAL	0- 0	0- 0	0- 0				

RPI S	Opponent	Score	RPI S	Opponent	Score	RPI S	Opponent	Score	RPI S	Opponent	Score
1	H Notre Dame	63 101	49	H Georgia Tech	71 61	64	N Tennessee	66 78	109	A Wake Forest	69 53
3	H Louisville	44 76				72	H Belmont	65 62	124	H High Point	83 64
9	H Syracuse	75 84				95	H Virginia	71 65	128	A Alabama	56 76
10	A NC State	51 54							130	A Pittsburgh	65 59
16	A South Carolina	57 69							135	H Appalachian St.	87 48
18	A Florida St.	57 45							146	H Davidson	80 90
22	A Miami (FL)	76 67							153	N Oklahoma	74 62
									188	H Illinois	69 67
									215	H Rhode Island	80 67
									217	H Marshall	68 54
									288	H Wofford	85 77
									329	H Lipscomb	68 26
LAST 12 Division I GAMES:											
153	N Oklahoma	74 62	49	H Georgia Tech	71 61						
109	A Wake Forest	69 53	18	A Florida St.	57 45						
3	H Louisville	44 76	22	A Miami (FL)	76 67						
1	H Notre Dame	63 101	95	H Virginia	71 65						
10	A NC State	51 54	9	H Syracuse	75 84						
130	A Pittsburgh	65 59	135	H Appalachian St.	87 48						

Non-Div I Games:

Clemson

■ Loss, 
 ■ Non-Conf, S Site, 
 ■ Home 
 ■ Away 
 N Neutral

## Cleveland St.

Through Games Of Feb. 7, 2019

Average RPI Win:	296	WON-LOST	WINNING	LAST 10	STRENGTH OF	OPP. STRENGTH	TEAM	ADJ.	CONF.	ADJ CONF.
Average RPI Loss:	142	RECORD	PCT. RANK	GAMES	SCHEDULE	OF SCHEDULE	RPI	RPI	RPI	RPI
DIV. I ONLY	7- 13	250	1- 0	255	225	277	277	21	21	
DIV. I NON-CONF.	1- 8	322	0- 0	94	259	288	288	17	17	
TOTALS	RPI 1-25	RPI 26-50	W-L RECORDS	RPI 51-100	RPI 101-150	RPI 150+				
7- 13	0- 0	0- 1	OVERALL	0- 3	0- 3	7- 6				
5- 4	0- 0	0- 0	HOME	0- 2	0- 1	5- 1				
2- 8	0- 0	0- 1	AWAY	0- 1	0- 1	2- 5				
0- 1	0- 0	0- 0	NEUTRAL	0- 0	0- 1	0- 0				
1- 8	0- 0	0- 1	NON-CONFERENCE	0- 1	0- 1	1- 5				
1- 2	0- 0	0- 0	HOME	0- 1	0- 0	1- 1				
0- 5	0- 0	0- 1	AWAY	0- 0	0- 0	0- 4				
0- 1	0- 0	0- 0	NEUTRAL	0- 0	0- 1	0- 0				
6- 5	0- 0	0- 0	CONFERENCE	0- 2	0- 2	6- 1				
4- 2	0- 0	0- 0	HOME	0- 1	0- 1	4- 0				
2- 3	0- 0	0- 0	AWAY	0- 1	0- 1	2- 1				
0- 0	0- 0	0- 0	NEUTRAL	0- 0	0- 0	0- 0				

RPI 1-25			RPI 26-50			RPI 51-100			RPI 101+ Team's RPI: 277		
RPI	S	Opponent	Score	RPI	S	Opponent	Score	RPI	S	Opponent	Score
				35	A	Ohio	54 72	77	A	Green Bay	53 62
								81	H	Wright St.	65 70
								86	H	Toledo	60 65
								125	A	Youngstown St.	55 73
								134	H	IUPUI	50 75
								137	N	Tulane	72 81
								152	H	Bradley	65 67
								177	A	Ball St.	62 67
								183	A	Eastern Mich.	63 69
								184	H	Illinois St.	67 63
								190	A	Milwaukee	53 59
								217	A	Marshall	64 86
								257	A	San Diego	82 83
								278	H	Northern Ky.	76 47
								309	A	Oakland	64 62
								309	H	Oakland	98 90
								330	H	UIC	71 53
								331	A	Detroit Mercy	67 49
								331	H	Detroit Mercy	67 51
LAST 12 Division I GAMES:											
309	H	Oakland	98 90	77	A	Green Bay	53 62				
331	H	Detroit Mercy	67 51	330	H	UIC	71 53				
125	A	Youngstown St.	55 73	134	H	IUPUI	50 75				
81	H	Wright St.	65 70	331	A	Detroit Mercy	67 49				
278	H	Northern Ky.	76 47	309	A	Oakland	64 62				
190	A	Milwaukee	53 59	152	H	Bradley	65 67				

Non-Div I Games: Lake Erie 79 49 Salem (WV) 113 81

Cleveland St.

■ Loss, 
 ■ Non-Conf, S Site, 
 ■ Home 
 ■ Away 
 N Neutral

Average RPI Win:	274	WON-LOST	WINNING	LAST 10	STRENGTH OF	OPP. STRENGTH	TEAM	ADJ.	CONF.	ADJ CONF.
Average RPI Loss:	104	RECORD	PCT. RANK	GAMES	SCHEDULE	OF SCHEDULE	RPI	RPI	RPI	RPI
DIV. I ONLY	9- 10	184	0- 1	169	247	189	189	12	12	
DIV. I NON-CONF.	6- 3	91	0- 0	281	324	176	176	15	15	
TOTALS	RPI 1-25	RPI 26-50	W-L RECORDS	RPI 51-100	RPI 101-150	RPI 150+				
9- 10	0- 0	0- 1	OVERALL	0- 5	0- 2	9- 2				
5- 4	0- 0	0- 0	HOME	0- 3	0- 1	5- 0				
4- 4	0- 0	0- 0	AWAY	0- 1	0- 1	4- 2				
0- 2	0- 0	0- 1	NEUTRAL	0- 1	0- 0	0- 0				
6- 3	0- 0	0- 1	NON-CONFERENCE	0- 1	0- 0	6- 1				
4- 0	0- 0	0- 0	HOME	0- 0	0- 0	4- 0				
2- 1	0- 0	0- 0	AWAY	0- 0	0- 0	2- 1				
0- 2	0- 0	0- 1	NEUTRAL	0- 1	0- 0	0- 0				
3- 7	0- 0	0- 0	CONFERENCE	0- 4	0- 2	3- 1				
1- 4	0- 0	0- 0	HOME	0- 3	0- 1	1- 0				
2- 3	0- 0	0- 0	AWAY	0- 1	0- 1	2- 1				
0- 0	0- 0	0- 0	NEUTRAL	0- 0	0- 0	0- 0				

RPI 1-25				RPI 26-50				RPI 51-100				RPI 101+				Team's RPI: 189	
RPI	S	Opponent	Score	RPI	S	Opponent	Score	RPI	S	Opponent	Score	RPI	S	Opponent	Score		
				34	N	Rice	52 56	63	N	Auburn	78 84	115	H	South Alabama	78 88		
								71	H	Little Rock	47 60	135	A	Appalachian St.	53 67		
								90	H	Troy	81 82	166	H	Arkansas St.	88 72		
								96	A	UT Arlington	53 79	168	A	UC Riverside	43 62		
								96	H	UT Arlington	64 67	175	A	Texas St.	58 73		
												223	H	Memphis	90 71		
												235	H	Bowling Green	81 80		
												256	A	Louisiana	76 58		
												291	H	South Carolina St.	57 44		
												306	A	UNC Greensboro	78 71		
												312	A	La.-Monroe	79 54		
												336	H	Western Caro.	77 59		
												343	A	N.C. Central	89 66		
LAST 12 Division I GAMES:																	
				96	H	UT Arlington	64 67	96	A	UT Arlington	53 79						
				256	A	Louisiana	76 58	175	A	Texas St.	58 73						
				312	A	La.-Monroe	79 54	115	H	South Alabama	78 88						
				166	H	Arkansas St.	88 72	90	H	Troy	81 82						
				71	H	Little Rock	47 60	306	A	UNC Greensboro	78 71						
				135	A	Appalachian St.	53 67	34	N	Rice	52 56						

Non-Div I Games: N.C. Wesleyan 126 65 Meredith 128 39

Coastal Caro.

■ Loss, 
 ■ Non-Conf, S Site, 
 ■ Home 
 ■ Away 
 N Neutral

Average RPI Win: 268		WON-LOST	WINNING	LAST 10	STRENGTH OF	OPP. STRENGTH	TEAM	ADJ.	CONF.	ADJ CONF.
Average RPI Loss: 180		RECORD	PCT. RANK	GAMES	SCHEDULE	OF SCHEDULE	RPI	RPI	RPI	RPI
DIV. I ONLY		5- 14	294	1- 0	215	300	289	289	10	10
DIV. I NON-CONF.		3- 7	256	0- 0	314	351	336	336	10	10
TOTALS		RPI 1-25	RPI 26-50	W-L RECORDS	RPI 51-100	RPI 101-150	RPI 150+			
5- 14	0- 0		0- 1	OVERALL	0- 2	1- 3	4- 8			
3- 6	0- 0		0- 1	HOME	0- 1	0- 1	3- 3			
2- 8	0- 0		0- 0	AWAY	0- 1	1- 2	1- 5			
0- 0	0- 0		0- 0	NEUTRAL	0- 0	0- 0	0- 0			
3- 7	0- 0		0- 0	NON-CONFERENCE	0- 0	0- 1	3- 6			
2- 3	0- 0		0- 0	HOME	0- 0	0- 0	2- 3			
1- 4	0- 0		0- 0	AWAY	0- 0	0- 1	1- 3			
0- 0	0- 0		0- 0	NEUTRAL	0- 0	0- 0	0- 0			
2- 7	0- 0		0- 1	CONFERENCE	0- 2	1- 2	1- 2			
1- 3	0- 0		0- 1	HOME	0- 1	0- 1	1- 0			
1- 4	0- 0		0- 0	AWAY	0- 1	1- 1	0- 2			
0- 0	0- 0		0- 0	NEUTRAL	0- 0	0- 0	0- 0			

RPI 1-25				RPI 26-50				RPI 51-100				RPI 101+				Team's RPI: 289	
RPI	S	Opponent	Score	RPI	S	Opponent	Score	RPI	S	Opponent	Score	RPI	S	Opponent	Score		
				40	H	James Madison	50 91	79	H	Northeastern	56 87	118	H	Towson	61 77		
								85	A	Drexel	53 76	119	A	UNCW	49 71		
												135	A	Appalachian St.	66 80		
												149	A	William & Mary	66 54		
												159	A	Delaware	50 74		
												197	A	Elon	68 76		
												204	A	George Mason	52 66		
												237	H	Furman	67 70		
												250	H	Hofstra	70 62		
												254	A	Campbell	65 66		
												272	H	Winthrop	64 71		
												288	A	Wofford	58 78		
												291	H	South Carolina St.	75 51		
												319	H	Charleston So.	79 52		
												329	A	Lipscomb	65 63		
												334	H	Presbyterian	65 71		
LAST 12 Division I GAMES:																	
				250	H	Hofstra	70 62	149	A	William & Mary	66 54						
				79	H	Northeastern	56 87	197	A	Elon	68 76						
				159	A	Delaware	50 74	119	A	UNCW	49 71						
				85	A	Drexel	53 76	204	A	George Mason	52 66						
				40	H	James Madison	50 91	334	H	Presbyterian	65 71						
				118	H	Towson	61 77	319	H	Charleston So.	79 52						

Non-Div I Games:	North Greenville	95	62
------------------	------------------	----	----

Col. of Charleston

Loss, Non-Conf, S Site, H Home A Away N Neutral

Average RPI Win: <b>280</b>	WON-LOST	WINNING	LAST 10	STRENGTH OF	OPP. STRENGTH	TEAM	ADJ.	CONF.	ADJ CONF.
Average RPI Loss: <b>162</b>	RECORD	PCT. RANK	GAMES	SCHEDULE	OF SCHEDULE	RPI	RPI	RPI	RPI
DIV. I ONLY	9- 11	202	0- 1	249	301	228	228	19	19
DIV. I NON-CONF.	4- 6	212	0- 0	306	343	287	287	22	22
TOTALS	RPI 1-25	RPI 26-50	W-L RECORDS	RPI 51-100	RPI 101-150	RPI 150+			
9- 11	0- 0	0- 1	OVERALL	0- 3	0- 2	9- 5			
5- 4	0- 0	0- 1	HOME	0- 1	0- 0	5- 2			
4- 7	0- 0	0- 0	AWAY	0- 2	0- 2	4- 3			
0- 0	0- 0	0- 0	NEUTRAL	0- 0	0- 0	0- 0			
4- 6	0- 0	0- 0	NON-CONFERENCE	0- 1	0- 1	4- 4			
3- 1	0- 0	0- 0	HOME	0- 0	0- 0	3- 1			
1- 5	0- 0	0- 0	AWAY	0- 1	0- 1	1- 3			
0- 0	0- 0	0- 0	NEUTRAL	0- 0	0- 0	0- 0			
5- 5	0- 0	0- 1	CONFERENCE	0- 2	0- 1	5- 1			
2- 3	0- 0	0- 1	HOME	0- 1	0- 0	2- 1			
3- 2	0- 0	0- 0	AWAY	0- 1	0- 1	3- 0			
0- 0	0- 0	0- 0	NEUTRAL	0- 0	0- 0	0- 0			

RPI 1-25			RPI 26-50			RPI 51-100			RPI 101+ Team's RPI: 228		
RPI	S	Opponent	Score	RPI	S	Opponent	Score	RPI	S	Opponent	Score
				46	H	Bucknell	62 <b>90</b>	89	A	Yale	61 <b>80</b>
								94	A	American	57 <b>76</b>
								94	H	American	66 <b>71</b>
								105	A	Dayton	58 <b>67</b>
								138	A	Lehigh	58 <b>86</b>
								165	A	Boston U.	81 72
								204	A	George Mason	61 <b>64</b>
								212	A	Holy Cross	70 67
								213	H	Navy	49 <b>62</b>
								221	A	Niagara	69 <b>74</b>
								265	H	Columbia	84 71
								269	A	Siena	53 <b>55</b>
								284	H	Canisius	67 53
								299	H	Loyola Maryland	73 64
								300	A	Army West Point	70 58
								310	H	NJIT	53 <b>71</b>
								324	A	UMass Lowell	61 52
								325	H	Lafayette	60 49
								344	H	Fairleigh Dickinson	71 52
LAST 12 Division I GAMES:											
94	H	American	66 <b>71</b>	213	H	Navy	49 <b>62</b>				
300	A	Army West Point	70 58	325	H	Lafayette	60 49				
299	H	Loyola Maryland	73 64	94	A	American	57 <b>76</b>				
138	A	Lehigh	58 <b>86</b>	212	A	Holy Cross	70 67				
46	H	Bucknell	62 <b>90</b>	221	A	Niagara	69 <b>74</b>				
165	A	Boston U.	81 72	310	H	NJIT	53 <b>71</b>				

Non-Div I Games:

Colgate

■ Loss, 
 ■ Non-Conf, 
 ■ S Site, 
 ■ H Home 
 ■ A Away 
 N Neutral



Colorado

Through Games Of Feb. 7, 2019

Average RPI Win:	196	WON-LOST	WINNING	LAST 10	STRENGTH OF	OPP. STRENGTH	TEAM	ADJ.	CONF.	ADJ CONF.
Average RPI Loss:	46	RECORD	PCT. RANK	GAMES	SCHEDULE	OF SCHEDULE	RPI	RPI	RPI	RPI
DIV. I ONLY	10- 11	179	0- 1	50	54	132	132	2	2	
DIV. I NON-CONF.	10- 1	17	0- 0	212	156	44	44	2	2	
TOTALS	RPI 1-25	RPI 26-50	W-L RECORDS	RPI 51-100	RPI 101-150	RPI 150+				
10- 11	0- 4	1- 4	OVERALL	0- 1	2- 2	7- 0				
8- 5	0- 2	1- 2	HOME	0- 1	2- 0	5- 0				
1- 6	0- 2	0- 2	AWAY	0- 0	0- 2	1- 0				
1- 0	0- 0	0- 0	NEUTRAL	0- 0	0- 0	1- 0				
10- 1	0- 1	1- 0	NON-CONFERENCE	0- 0	2- 0	7- 0				
8- 0	0- 0	1- 0	HOME	0- 0	2- 0	5- 0				
1- 1	0- 1	0- 0	AWAY	0- 0	0- 0	1- 0				
1- 0	0- 0	0- 0	NEUTRAL	0- 0	0- 0	1- 0				
0- 10	0- 3	0- 4	CONFERENCE	0- 1	0- 2	0- 0				
0- 5	0- 2	0- 2	HOME	0- 1	0- 0	0- 0				
0- 5	0- 1	0- 2	AWAY	0- 0	0- 2	0- 0				
0- 0	0- 0	0- 0	NEUTRAL	0- 0	0- 0	0- 0				

RPI S Opponent Score	RPI S Opponent Score	RPI S Opponent Score	RPI S Opponent Score
4 H Stanford 69 80	28 H California 60 80	65 H Arizona 67 69	108 H Northern Colo. 77 69
5 A Oregon 43 102	29 H North Carolina 86 74		126 A Washington St. 48 74
17 H Arizona St. 70 76	30 A Utah 59 78		133 H Pepperdine 80 65
22 A Miami (FL) 58 73	30 H Utah 61 76		141 A Washington 58 68
	33 A Oregon St. 65 89		192 H Prairie View 79 38
			206 N Utah St. 78 68
			213 H Navy 59 43
			242 A Nevada 65 52
			247 H Colorado St. 59 40
			261 H Samford 81 39
			328 H San Jose St. 76 64
LAST 12 Division I GAMES:			
5 A Oregon 43 102	141 A Washington 58 68		
33 A Oregon St. 65 89	17 H Arizona St. 70 76		
28 H California 60 80	65 H Arizona 67 69		
4 H Stanford 69 80	30 H Utah 61 76		
30 A Utah 59 78	261 H Samford 81 39		
126 A Washington St. 48 74	192 H Prairie View 79 38		

Non-Div I Games:

Colorado

Loss, Non-Conf, S Site, H Home A Away N Neutral

Average RPI Win:	234	WON-LOST	WINNING	LAST 10	STRENGTH OF	OPP. STRENGTH	TEAM	ADJ.	CONF.	ADJ CONF.
Average RPI Loss:	122	RECORD	PCT. RANK	GAMES	SCHEDULE	OF SCHEDULE	RPI	RPI	RPI	RPI
DIV. I ONLY	6- 13	268	0- 1	102	144	247	247	15	15	
DIV. I NON-CONF.	4- 5	190	0- 0	41	109	160	160	13	13	
TOTALS	RPI 1-25	RPI 26-50	W-L RECORDS	RPI 51-100	RPI 101-150	RPI 150+				
6- 13	0- 2	0- 1	OVERALL	0- 2	0- 4	6- 4				
6- 5	0- 1	0- 0	HOME	0- 0	0- 2	6- 2				
0- 8	0- 1	0- 1	AWAY	0- 2	0- 2	0- 2				
0- 0	0- 0	0- 0	NEUTRAL	0- 0	0- 0	0- 0				
4- 5	0- 2	0- 1	NON-CONFERENCE	0- 0	0- 2	4- 0				
4- 2	0- 1	0- 0	HOME	0- 0	0- 1	4- 0				
0- 3	0- 1	0- 1	AWAY	0- 0	0- 1	0- 0				
0- 0	0- 0	0- 0	NEUTRAL	0- 0	0- 0	0- 0				
2- 8	0- 0	0- 0	CONFERENCE	0- 2	0- 2	2- 4				
2- 3	0- 0	0- 0	HOME	0- 0	0- 1	2- 2				
0- 5	0- 0	0- 0	AWAY	0- 2	0- 1	0- 2				
0- 0	0- 0	0- 0	NEUTRAL	0- 0	0- 0	0- 0				

RPI 1-25				RPI 26-50				RPI 51-100				RPI 101+ Team's RPI: 247			
RPI	S	Opponent	Score	RPI	S	Opponent	Score	RPI	S	Opponent	Score	RPI	S	Opponent	Score
13	A	Gonzaga	39 50	39	A	BYU	42 51	51	A	New Mexico	58 70	108	H	Northern Colo.	47 53
17	H	Arizona St.	39 70					57	A	Boise St.	57 70	117	A	Fresno St.	54 57
												117	H	Fresno St.	55 66
												132	A	Colorado	40 59
												169	H	Denver	84 79
												206	H	Utah St.	53 72
												210	H	UNLV	52 49
												242	A	Nevada	57 68
												242	H	Nevada	38 62
												244	H	Northern Ariz.	65 54
												249	A	Air Force	48 63
												249	H	Air Force	55 48
												251	H	Cornell	56 53
												283	H	North Florida	61 59
LAST 12 Division I GAMES:															
242	A	Nevada	57 68	51	A	New Mexico	58 70								
249	H	Air Force	55 48	249	A	Air Force	48 63								
57	A	Boise St.	57 70	117	H	Fresno St.	55 66								
117	A	Fresno St.	54 57	210	H	UNLV	52 49								
242	H	Nevada	38 62	169	H	Denver	84 79								
206	H	Utah St.	53 72	39	A	BYU	42 51								

Non-Div I Games: Chadron St. 91 38 Eastern N.M. 72 46

Colorado St.

Loss, Non-Conf, S Site, H Home A Away N Neutral

Average RPI Win:	230	WON-LOST	WINNING	LAST 10	STRENGTH OF	OPP. STRENGTH	TEAM	ADJ.	CONF.	ADJ CONF.
Average RPI Loss:	178	RECORD	PCT. RANK	GAMES	SCHEDULE	OF SCHEDULE	RPI	RPI	RPI	RPI
DIV. I ONLY	5- 12	280	0- 1	190	251	265	265	11	11	
DIV. I NON-CONF.	4- 9	252	0- 0	232	283	269	269	11	11	
TOTALS	RPI 1-25	RPI 26-50	W-L RECORDS	RPI 51-100	RPI 101-150	RPI 150+				
5- 12	0- 0	0- 0	OVERALL	0- 2	0- 3	5- 7				
3- 5	0- 0	0- 0	HOME	0- 2	0- 1	3- 2				
2- 7	0- 0	0- 0	AWAY	0- 0	0- 2	2- 5				
0- 0	0- 0	0- 0	NEUTRAL	0- 0	0- 0	0- 0				
4- 9	0- 0	0- 0	NON-CONFERENCE	0- 0	0- 3	4- 6				
2- 3	0- 0	0- 0	HOME	0- 0	0- 1	2- 2				
2- 6	0- 0	0- 0	AWAY	0- 0	0- 2	2- 4				
0- 0	0- 0	0- 0	NEUTRAL	0- 0	0- 0	0- 0				
1- 3	0- 0	0- 0	CONFERENCE	0- 2	0- 0	1- 1				
1- 2	0- 0	0- 0	HOME	0- 2	0- 0	1- 0				
0- 1	0- 0	0- 0	AWAY	0- 0	0- 0	0- 1				
0- 0	0- 0	0- 0	NEUTRAL	0- 0	0- 0	0- 0				

RPI 1-25				RPI 26-50				RPI 51-100				RPI 101+ Team's RPI: 265					
RPI	S	Opponent	Score	RPI	S	Opponent	Score	RPI	S	Opponent	Score	RPI	S	Opponent	Score		
								74	H	Penn	60	72	111	H	Houston	72	83
								80	H	Princeton	64	79	112	A	Boston College	60	74
													139	A	Fordham	49	68
													156	A	Mercer	72	68
													188	A	Illinois	69	76
													190	A	Milwaukee	65	78
													193	H	Hampton	88	63
													228	A	Colgate	71	84
													241	H	Albany (NY)	58	62
													250	A	Hofstra	65	63
													251	A	Cornell	51	60
													251	H	Cornell	65	57
													253	H	Cal St. Fullerton	58	61
													267	A	Saint Joseph's	61	68
													300	H	Army West Point	70	49
LAST 12 Division I GAMES:																	
				74	H	Penn	60	72					241	H	Albany (NY)	58	62
				80	H	Princeton	64	79					139	A	Fordham	49	68
				251	H	Cornell	65	57					253	H	Cal St. Fullerton	58	61
				251	A	Cornell	51	60					112	A	Boston College	60	74
				156	A	Mercer	72	68					267	A	Saint Joseph's	61	68
				193	H	Hampton	88	63					228	A	Colgate	71	84

Non-Div I Games:

Columbia

■ Loss, 
 ■ Non-Conf, 
 ■ S Site, 
 ■ H Home 
 ■ A Away 
 N Neutral

Average RPI Win:	348	WON-LOST	WINNING	LAST 10	STRENGTH OF	OPP. STRENGTH	TEAM	ADJ.	CONF.	ADJ CONF.
Average RPI Loss:	179	RECORD	PCT. RANK	GAMES	SCHEDULE	OF SCHEDULE	RPI	RPI	RPI	RPI
DIV. I ONLY	2- 19	342	0- 1	145	337	314	314	32	32	
DIV. I NON-CONF.	0- 12	336	0- 0	12	201	225	225	32	32	
TOTALS	RPI 1-25	RPI 26-50	W-L RECORDS	RPI 51-100	RPI 101-150	RPI 150+				
2- 19	0- 2	0- 1	OVERALL	0- 4	0- 2	2- 10				
1- 6	0- 0	0- 0	HOME	0- 0	0- 0	1- 6				
1- 12	0- 2	0- 1	AWAY	0- 4	0- 1	1- 4				
0- 1	0- 0	0- 0	NEUTRAL	0- 0	0- 1	0- 0				
0- 12	0- 2	0- 1	NON-CONFERENCE	0- 4	0- 2	0- 3				
0- 1	0- 0	0- 0	HOME	0- 0	0- 0	0- 1				
0- 10	0- 2	0- 1	AWAY	0- 4	0- 1	0- 2				
0- 1	0- 0	0- 0	NEUTRAL	0- 0	0- 1	0- 0				
2- 7	0- 0	0- 0	CONFERENCE	0- 0	0- 0	2- 7				
1- 5	0- 0	0- 0	HOME	0- 0	0- 0	1- 5				
1- 2	0- 0	0- 0	AWAY	0- 0	0- 0	1- 2				
0- 0	0- 0	0- 0	NEUTRAL	0- 0	0- 0	0- 0				

RPI 1-25				RPI 26-50				RPI 51-100				RPI 101+ Team's RPI: 314			
RPI	S	Opponent	Score	RPI	S	Opponent	Score	RPI	S	Opponent	Score	RPI	S	Opponent	Score
7	A	Mississippi St.	38 110	35	A	Ohio	62 87	66	A	West Virginia	37 78	116	A	Minnesota	52 84
19	A	Maryland	36 93					67	A	FGCU	61 93	127	N	UAB	61 86
								76	A	Old Dominion	51 81	217	A	Marshall	67 88
								95	A	Virginia	41 55	221	A	Niagara	69 71
												230	A	N.C. A&T	42 66
												264	H	Bethune-Cookman	65 71
												270	H	Norfolk St.	63 68
												291	H	South Carolina St.	59 75
												297	H	UMBC	52 57
												303	H	Morgan St.	57 74
												343	A	N.C. Central	57 62
												346	A	Delaware St.	71 57
												348	H	Savannah St.	70 76
												349	H	Florida A&M	73 53
LAST 12 Division I GAMES:															
303	H	Morgan St.	57 74	270	H	Norfolk St.	63 68								
264	H	Bethune-Cookman	65 71	346	A	Delaware St.	71 57								
349	H	Florida A&M	73 53	348	H	Savannah St.	70 76								
230	A	N.C. A&T	42 66	76	A	Old Dominion	51 81								
343	A	N.C. Central	57 62	127	N	UAB	61 86								
291	H	South Carolina St.	59 75	67	A	FGCU	61 93								

Non-Div I Games:

Coppin St.

■ Loss, 
 ■ Non-Conf, 
 ■ S Site, 
 ■ Home 
 ■ A Away 
 N Neutral

Average RPI Win:	271	WON-LOST	WINNING	LAST 10	STRENGTH OF	OPP. STRENGTH	TEAM	ADJ.	CONF.	ADJ CONF.
Average RPI Loss:	166	RECORD	PCT. RANK	GAMES	SCHEDULE	OF SCHEDULE	RPI	RPI	RPI	RPI
DIV. I ONLY	7- 8	194	0- 1	279	262	251	251	11	11	
DIV. I NON-CONF.	6- 5	143	0- 0	290	323	207	207	11	11	
TOTALS	RPI 1-25	RPI 26-50	W-L RECORDS	RPI 51-100	RPI 101-150	RPI 150+				
7- 8	0- 0	0- 0	OVERALL	0- 2	0- 2	7- 4				
6- 2	0- 0	0- 0	HOME	0- 2	0- 0	6- 0				
1- 6	0- 0	0- 0	AWAY	0- 0	0- 2	1- 4				
0- 0	0- 0	0- 0	NEUTRAL	0- 0	0- 0	0- 0				
6- 5	0- 0	0- 0	NON-CONFERENCE	0- 0	0- 2	6- 3				
5- 0	0- 0	0- 0	HOME	0- 0	0- 0	5- 0				
1- 5	0- 0	0- 0	AWAY	0- 0	0- 2	1- 3				
0- 0	0- 0	0- 0	NEUTRAL	0- 0	0- 0	0- 0				
1- 3	0- 0	0- 0	CONFERENCE	0- 2	0- 0	1- 1				
1- 2	0- 0	0- 0	HOME	0- 2	0- 0	1- 0				
0- 1	0- 0	0- 0	AWAY	0- 0	0- 0	0- 1				
0- 0	0- 0	0- 0	NEUTRAL	0- 0	0- 0	0- 0				

RPI 1-25				RPI 26-50				RPI 51-100				RPI 101+ Team's RPI: 251					
RPI	S	Opponent	Score	RPI	S	Opponent	Score	RPI	S	Opponent	Score	RPI	S	Opponent	Score		
								74	H	Penn	46	59	116	A	Minnesota	45	65
								80	H	Princeton	46	75	138	A	Lehigh	54	67
													162	A	Stony Brook	61	63
													193	H	Hampton	79	53
													205	H	St. Bonaventure	58	44
													241	H	Albany (NY)	48	34
													246	A	Binghamton	61	72
													247	A	Colorado St.	53	56
													265	A	Columbia	57	65
													265	H	Columbia	60	51
													324	H	UMass Lowell	63	54
													325	A	Lafayette	62	59
													346	H	Delaware St.	94	59
LAST 12 Division I GAMES:																	
				80	H	Princeton	46	75	325	A	Lafayette	62	59				
				74	H	Penn	46	59	346	H	Delaware St.	94	59				
				265	A	Columbia	57	65	162	A	Stony Brook	61	63				
				265	H	Columbia	60	51	138	A	Lehigh	54	67				
				205	H	St. Bonaventure	58	44	247	A	Colorado St.	53	56				
				193	H	Hampton	79	53	116	A	Minnesota	45	65				

Non-Div I Games:

Cornell

Average RPI Win:	172	WON-LOST	WINNING	LAST 10	STRENGTH OF	OPP. STRENGTH	TEAM	ADJ.	CONF.	ADJ CONF.
Average RPI Loss:	52	RECORD	PCT. RANK	GAMES	SCHEDULE	OF SCHEDULE	RPI	RPI	RPI	RPI
DIV. I ONLY	10- 12	195	0- 1	48	37	99	99	6	6	
DIV. I NON-CONF.	6- 5	143	0- 0	101	48	95	95	4	4	
TOTALS	RPI 1-25	RPI 26-50	W-L RECORDS	RPI 51-100	RPI 101-150	RPI 150+				
10- 12	0- 3	1- 5	OVERALL	1- 3	3- 1	5- 0				
4- 5	0- 1	0- 3	HOME	1- 1	1- 0	2- 0				
4- 7	0- 2	1- 2	AWAY	0- 2	1- 1	2- 0				
2- 0	0- 0	0- 0	NEUTRAL	0- 0	1- 0	1- 0				
6- 5	0- 2	0- 2	NON-CONFERENCE	0- 1	2- 0	4- 0				
2- 2	0- 1	0- 1	HOME	0- 0	1- 0	1- 0				
2- 3	0- 1	0- 1	AWAY	0- 1	0- 0	2- 0				
2- 0	0- 0	0- 0	NEUTRAL	0- 0	1- 0	1- 0				
4- 7	0- 1	1- 3	CONFERENCE	1- 2	1- 1	1- 0				
2- 3	0- 0	0- 2	HOME	1- 1	0- 0	1- 0				
2- 4	0- 1	1- 1	AWAY	0- 1	1- 1	0- 0				
0- 0	0- 0	0- 0	NEUTRAL	0- 0	0- 0	0- 0				

RPI 1-25				RPI 26-50				RPI 51-100 Team's RPI: 99				RPI 101+			
RPI	S	Opponent	Score	RPI	S	Opponent	Score	RPI	S	Opponent	Score	RPI	S	Opponent	Score
8	A	Marquette	67 85	27	A	South Dakota St.	48 74	92	A	UNI	55 65	104	A	Seton Hall	75 82
18	A	Florida St.	52 71	36	A	DePaul	85 82	93	A	Georgetown	53 62	107	H	Nebraska	74 65
20	H	Drake	69 85	37	A	Villanova	62 67	93	H	Georgetown	65 38	123	A	St. John's (NY)	65 63
				37	H	Villanova	52 54	100	H	Providence	63 77	136	N	South Fla.	83 76
				38	H	South Dakota	65 77					170	H	Xavier	66 62
				45	H	Butler	43 75					174	N	Vanderbilt	75 55
												255	A	Wichita St.	83 71
												308	H	Omaha	66 51
												316	A	North Dakota St.	86 51
LAST 12 Division I GAMES:															
37	A	Villanova	62 67	104	A	Seton Hall	75 82								
93	A	Georgetown	53 62	93	H	Georgetown	65 38								
100	H	Providence	63 77	37	H	Villanova	52 54								
45	H	Butler	43 75	8	A	Marquette	67 85								
170	H	Xavier	66 62	36	A	DePaul	85 82								
123	A	St. John's (NY)	65 63	174	N	Vanderbilt	75 55								

Non-Div I Games:

Creighton

■ Loss, 
 ■ Non-Conf, 
 ■ S Site, 
 ■ H Home 
 ■ A Away 
 N Neutral

Average RPI Win:	273	WON-LOST	WINNING	LAST 10	STRENGTH OF	OPP. STRENGTH	TEAM	ADJ.	CONF.	ADJ CONF.
Average RPI Loss:	136	RECORD	PCT. RANK	GAMES	SCHEDULE	OF SCHEDULE	RPI	RPI	RPI	RPI
DIV. I ONLY	8- 9	191	0- 1	289	174	227	227	11	11	
DIV. I NON-CONF.	7- 6	153	0- 1	311	244	246	246	11	11	
TOTALS	RPI 1-25	RPI 26-50	W-L RECORDS	RPI 51-100	RPI 101-150	RPI 150+				
8- 9	0- 1	0- 0	OVERALL	0- 4	0- 1	8- 3				
5- 2	0- 1	0- 0	HOME	0- 1	0- 0	5- 0				
3- 5	0- 0	0- 0	AWAY	0- 2	0- 1	3- 2				
0- 2	0- 0	0- 0	NEUTRAL	0- 1	0- 0	0- 1				
7- 6	0- 1	0- 0	NON-CONFERENCE	0- 1	0- 1	7- 3				
5- 1	0- 1	0- 0	HOME	0- 0	0- 0	5- 0				
2- 3	0- 0	0- 0	AWAY	0- 0	0- 1	2- 2				
0- 2	0- 0	0- 0	NEUTRAL	0- 1	0- 0	0- 1				
1- 3	0- 0	0- 0	CONFERENCE	0- 3	0- 0	1- 0				
0- 1	0- 0	0- 0	HOME	0- 1	0- 0	0- 0				
1- 2	0- 0	0- 0	AWAY	0- 2	0- 0	1- 0				
0- 0	0- 0	0- 0	NEUTRAL	0- 0	0- 0	0- 0				

RPI 1-25				RPI 26-50				RPI 51-100				RPI 101+ Team's RPI: 227			
RPI	S	Opponent	Score	RPI	S	Opponent	Score	RPI	S	Opponent	Score	RPI	S	Opponent	Score
24	H	Buffalo	69 75					56	N	Middle Tenn.	58 70	112	A	Boston College	68 99
								69	A	Harvard	46 56	165	H	Boston U.	64 44
								69	H	Harvard	57 73	238	A	Brown	81 61
								89	A	Yale	49 64	246	H	Binghamton	63 39
												253	A	Cal St. Fullerton	62 67
												257	A	San Diego	76 78
												271	A	Vermont	66 42
												298	N	UC Santa Barbara	56 62
												299	H	Loyola Maryland	54 41
												311	H	Fairfield	59 46
												324	H	UMass Lowell	70 54
												326	A	New Hampshire	62 42
LAST 12 Division I GAMES:															
298	N	UC Santa Barbara	56 62	112	A	Boston College	68 99								
89	A	Yale	49 64	326	A	New Hampshire	62 42								
238	A	Brown	81 61	24	H	Buffalo	69 75								
69	H	Harvard	57 73	324	H	UMass Lowell	70 54								
69	A	Harvard	46 56	311	H	Fairfield	59 46								
246	H	Binghamton	63 39	165	H	Boston U.	64 44								

Non-Div I Games:

Dartmouth

■ Loss, 
■ Non-Conf, 
■ S Site, 
■ H Home 
■ A Away 
N Neutral

## Davidson

Through Games Of Feb. 7, 2019

Average RPI Win:	202	WON-LOST	WINNING	LAST 10	STRENGTH OF	OPP. STRENGTH	TEAM	ADJ.	CONF.	ADJ CONF.
Average RPI Loss:	167	RECORD	PCT. RANK	GAMES	SCHEDULE	OF SCHEDULE	RPI	RPI	RPI	RPI
DIV. I ONLY	12- 9	132	0- 1	220	151	146	146	17	17	
DIV. I NON-CONF.	5- 7	206	0- 0	163	155	178	178	16	16	
TOTALS	RPI 1-25	RPI 26-50	W-L RECORDS	RPI 51-100	RPI 101-150	RPI 150+				
12- 9	0- 1	1- 0	OVERALL	0- 1	3- 1	8- 6				
6- 2	0- 0	0- 0	HOME	0- 0	2- 1	4- 1				
6- 7	0- 1	1- 0	AWAY	0- 1	1- 0	4- 5				
0- 0	0- 0	0- 0	NEUTRAL	0- 0	0- 0	0- 0				
5- 7	0- 1	1- 0	NON-CONFERENCE	0- 1	2- 1	2- 4				
3- 1	0- 0	0- 0	HOME	0- 0	2- 1	1- 0				
2- 6	0- 1	1- 0	AWAY	0- 1	0- 0	1- 4				
0- 0	0- 0	0- 0	NEUTRAL	0- 0	0- 0	0- 0				
7- 2	0- 0	0- 0	CONFERENCE	0- 0	1- 0	6- 2				
3- 1	0- 0	0- 0	HOME	0- 0	0- 0	3- 1				
4- 1	0- 0	0- 0	AWAY	0- 0	1- 0	3- 1				
0- 0	0- 0	0- 0	NEUTRAL	0- 0	0- 0	0- 0				

RPI 1-25				RPI 26-50				RPI 51-100				RPI 101+ Team's RPI: 146			
RPI	S	Opponent	Score	RPI	S	Opponent	Score	RPI	S	Opponent	Score	RPI	S	Opponent	Score
10	A	NC State	45 75	44	A	Clemson	90 80	80	A	Princeton	57 65	124	H	High Point	71 62
												135	H	Appalachian St.	78 81
												139	A	Fordham	60 56
												149	H	William & Mary	76 65
												160	A	Duquesne	62 47
												167	A	Charlotte	66 78
												194	A	George Washington	62 42
												195	A	UNC Asheville	56 69
												196	H	Massachusetts	58 70
												197	A	Elon	72 73
												204	H	George Mason	67 59
												215	A	Rhode Island	77 67
												259	A	Gardner-Webb	49 54
												260	H	Richmond	78 55
												267	A	Saint Joseph's	54 66
												280	H	La Salle	80 61
												319	A	Charleston So.	72 34
												334	H	Presbyterian	83 56
LAST 12 Division I GAMES:															
267	A	Saint Joseph's	54 66	215	A	Rhode Island	77 67								
280	H	La Salle	80 61	160	A	Duquesne	62 47								
194	A	George Washington	62 42	204	H	George Mason	67 59								
139	A	Fordham	60 56	10	A	NC State	45 75								
196	H	Massachusetts	58 70	167	A	Charlotte	66 78								
260	H	Richmond	78 55	334	H	Presbyterian	83 56								

Non-Div I Games: Queens (NC) 80 47

Davidson

■ Loss, 
 ■ Non-Conf, 
 ■ S Site, 
 ■ Home 
 ■ A Away 
 N Neutral



Average RPI Win:	191	WON-LOST	WINNING	LAST 10	STRENGTH OF	OPP. STRENGTH	TEAM	ADJ.	CONF.	ADJ CONF.
Average RPI Loss:	85	RECORD	PCT. RANK	GAMES	SCHEDULE	OF SCHEDULE	RPI	RPI	RPI	RPI
DIV. I ONLY	12- 8	117	1- 0	113	94	105	105	17	17	
DIV. I NON-CONF.	5- 6	177	0- 0	20	49	78	78	16	16	
TOTALS	RPI 1-25	RPI 26-50	W-L RECORDS	RPI 51-100	RPI 101-150	RPI 150+				
12- 8	1- 2	1- 1	OVERALL	1- 3	1- 0	8- 2				
9- 1	1- 0	0- 0	HOME	1- 1	1- 0	6- 0				
2- 6	0- 2	0- 1	AWAY	0- 1	0- 0	2- 2				
1- 1	0- 0	1- 0	NEUTRAL	0- 1	0- 0	0- 0				
5- 6	1- 2	1- 1	NON-CONFERENCE	1- 3	0- 0	2- 0				
4- 1	1- 0	0- 0	HOME	1- 1	0- 0	2- 0				
0- 4	0- 2	0- 1	AWAY	0- 1	0- 0	0- 0				
1- 1	0- 0	1- 0	NEUTRAL	0- 1	0- 0	0- 0				
7- 2	0- 0	0- 0	CONFERENCE	0- 0	1- 0	6- 2				
5- 0	0- 0	0- 0	HOME	0- 0	1- 0	4- 0				
2- 2	0- 0	0- 0	AWAY	0- 0	0- 0	2- 2				
0- 0	0- 0	0- 0	NEUTRAL	0- 0	0- 0	0- 0				

RPI S	Opponent	Score	RPI S	Opponent	Score	RPI S	Opponent	Score	RPI S	Opponent	Score	Team's RPI: 105
16	A South Carolina	55 65	40	A James Madison	55 68	62	N Virginia Tech	57 69	139	H Fordham	72 50	
19	A Maryland	71 82	49	N Georgia Tech	85 66	77	A Green Bay	35 51	191	A Saint Louis	65 68	
24	H Buffalo	72 59				79	H Northeastern	79 84	194	A George Washington	45 46	
						86	H Toledo	70 49	196	H Massachusetts	75 47	
									205	A St. Bonaventure	62 49	
									215	A Rhode Island	74 62	
									228	H Colgate	67 58	
									260	H Richmond	71 50	
									267	H Saint Joseph's	72 65	
									280	H La Salle	84 45	
									338	H Evansville	69 30	
LAST 12 Division I GAMES:												
260	H Richmond	71 50	194	A George Washington	45 46							
215	A Rhode Island	74 62	196	H Massachusetts	75 47							
267	H Saint Joseph's	72 65	280	H La Salle	84 45							
191	A Saint Louis	65 68	49	N Georgia Tech	85 66							
139	H Fordham	72 50	62	N Virginia Tech	57 69							
205	A St. Bonaventure	62 49	338	H Evansville	69 30							

Non-Div I Games:

Dayton

■ Loss, 
 ■ Non-Conf, 
 ■ S Site, 
 ■ H Home 
 ■ A Away 
 N Neutral

Average RPI Win:	137	WON-LOST	WINNING	LAST 10	STRENGTH OF	OPP. STRENGTH	TEAM	ADJ.	CONF.	ADJ CONF.
Average RPI Loss:	34	RECORD	PCT. RANK	GAMES	SCHEDULE	OF SCHEDULE	RPI	RPI	RPI	RPI
DIV. I ONLY	15- 7	82	0- 1	43	14	36	36	6	6	
DIV. I NON-CONF.	9- 3	61	0- 0	109	11	45	45	4	4	
TOTALS	RPI 1-25	RPI 26-50	W-L RECORDS	RPI 51-100	RPI 101-150	RPI 150+				
15- 7	0- 5	2- 0	OVERALL	6- 1	1- 1	6- 0				
7- 4	0- 2	0- 0	HOME	3- 1	1- 1	3- 0				
6- 2	0- 2	2- 0	AWAY	1- 0	0- 0	3- 0				
2- 1	0- 1	0- 0	NEUTRAL	2- 0	0- 0	0- 0				
9- 3	0- 3	0- 0	NON-CONFERENCE	4- 0	0- 0	5- 0				
5- 1	0- 1	0- 0	HOME	2- 0	0- 0	3- 0				
2- 1	0- 1	0- 0	AWAY	0- 0	0- 0	2- 0				
2- 1	0- 1	0- 0	NEUTRAL	2- 0	0- 0	0- 0				
6- 4	0- 2	2- 0	CONFERENCE	2- 1	1- 1	1- 0				
2- 3	0- 1	0- 0	HOME	1- 1	1- 1	0- 0				
4- 1	0- 1	2- 0	AWAY	1- 0	0- 0	1- 0				
0- 0	0- 0	0- 0	NEUTRAL	0- 0	0- 0	0- 0				

RPI 1-25				RPI 26-50				Team's RPI: 36	RPI 51-100				RPI 101+			
RPI	S	Opponent	Score	RPI	S	Opponent	Score		RPI	S	Opponent	Score	RPI	S	Opponent	Score
1	H	Notre Dame	77 101	37	A	Villanova	66 59		53	N	Kansas St.	79 59	104	H	Seton Hall	73 84
6	A	UConn	63 99	45	A	Butler	86 78		77	H	Green Bay	73 64	123	H	St. John's (NY)	73 64
8	A	Marquette	63 96						80	N	Princeton	82 67	153	A	Oklahoma	87 76
8	H	Marquette	87 93						82	H	Northwestern	76 60	170	A	Xavier	73 71
9	N	Syracuse	81 83						93	A	Georgetown	69 64	178	H	Temple	102 88
									99	H	Creighton	82 85	232	A	Loyola Chicago	102 76
									100	H	Providence	88 62	290	H	Tennessee St.	95 73
													348	H	Savannah St.	124 61
LAST 12 Division I GAMES:																
		8	H	Marquette	87	93			93	A	Georgetown	69	64			
		170	A	Xavier	73	71			8	A	Marquette	63	96			
		45	A	Butler	86	78			100	H	Providence	88	62			
		104	H	Seton Hall	73	84			99	H	Creighton	82	85			
		123	H	St. John's (NY)	73	64			232	A	Loyola Chicago	102	76			
		37	A	Villanova	66	59			290	H	Tennessee St.	95	73			

Non-Div I Games:

DePaul

■ Loss, 
■ Non-Conf, 
■ S Site, 
■ H Home 
■ A Away 
N Neutral

Delaware

Through Games Of Feb. 7, 2019

Average RPI Win:	239	WON-LOST	WINNING	LAST 10	STRENGTH OF	OPP. STRENGTH	TEAM	ADJ.	CONF.	ADJ CONF.
Average RPI Loss:	101	RECORD	PCT. RANK	GAMES	SCHEDULE	OF SCHEDULE	RPI	RPI	RPI	RPI
DIV. I ONLY	10- 11	179	1- 0	94	214	159	159	10	10	
DIV. I NON-CONF.	5- 7	206	1- 0	122	297	191	191	10	10	
TOTALS	RPI 1-25	RPI 26-50	W-L RECORDS	RPI 51-100	RPI 101-150	RPI 150+				
10- 11	0- 2	0- 1	OVERALL	0- 3	2- 2	8- 3				
4- 5	0- 2	0- 1	HOME	0- 1	1- 1	3- 0				
4- 4	0- 0	0- 0	AWAY	0- 2	1- 0	3- 2				
2- 2	0- 0	0- 0	NEUTRAL	0- 0	0- 1	2- 1				
5- 7	0- 2	0- 0	NON-CONFERENCE	0- 1	0- 1	5- 3				
2- 2	0- 2	0- 0	HOME	0- 0	0- 0	2- 0				
1- 3	0- 0	0- 0	AWAY	0- 1	0- 0	1- 2				
2- 2	0- 0	0- 0	NEUTRAL	0- 0	0- 1	2- 1				
5- 4	0- 0	0- 1	CONFERENCE	0- 2	2- 1	3- 0				
2- 3	0- 0	0- 1	HOME	0- 1	1- 1	1- 0				
3- 1	0- 0	0- 0	AWAY	0- 1	1- 0	2- 0				
0- 0	0- 0	0- 0	NEUTRAL	0- 0	0- 0	0- 0				

RPI 1-25				RPI 26-50				RPI 51-100				RPI 101+ Team's RPI: 159			
RPI	S	Opponent	Score	RPI	S	Opponent	Score	RPI	S	Opponent	Score	RPI	S	Opponent	Score
14	H	UCF	60 71	40	H	James Madison	43 68	79	A	Northeastern	62 75	118	H	Towson	48 56
19	H	Maryland	53 77					85	H	Drexel	40 57	119	H	UNCW	65 53
								92	A	UNI	67 79	140	N	Montana St.	60 69
												149	A	William & Mary	70 59
												152	N	Bradley	47 59
												165	A	Boston U.	61 72
												185	N	Nicholls St.	71 56
												197	A	Elon	74 63
												204	A	George Mason	46 72
												250	A	Hofstra	78 59
												259	H	Gardner-Webb	69 45
												267	H	Saint Joseph's	48 39
												289	H	Col. of Charleston	74 50
												325	N	Lafayette	65 47
												346	A	Delaware St.	85 77
LAST 12 Division I GAMES:															
325	N	Lafayette	65 47	79	A	Northeastern	62 75								
185	N	Nicholls St.	71 56	250	A	Hofstra	78 59								
197	A	Elon	74 63	85	H	Drexel	40 57								
149	A	William & Mary	70 59	118	H	Towson	48 56								
289	H	Col. of Charleston	74 50	40	H	James Madison	43 68								
119	H	UNCW	65 53	267	H	Saint Joseph's	48 39								

Non-Div I Games:

Delaware

Loss, Non-Conf, S Site, H Home A Away N Neutral

Average RPI Win:	346	WON-LOST	WINNING	LAST 10	STRENGTH OF	OPP. STRENGTH	TEAM	ADJ.	CONF.	ADJ CONF.
Average RPI Loss:	213	RECORD	PCT. RANK	GAMES	SCHEDULE	OF SCHEDULE	RPI	RPI	RPI	RPI
DIV. I ONLY	2- 16	334	0- 1	295	347	346	346	32	32	
DIV. I NON-CONF.	0- 9	336	0- 0	123	258	327	327	32	32	
TOTALS	RPI 1-25	RPI 26-50	W-L RECORDS	RPI 51-100	RPI 101-150	RPI 150+				
2- 16	0- 0	0- 1	OVERALL	0- 0	0- 2	2- 13				
2- 5	0- 0	0- 1	HOME	0- 0	0- 0	2- 4				
0- 11	0- 0	0- 0	AWAY	0- 0	0- 2	0- 9				
0- 0	0- 0	0- 0	NEUTRAL	0- 0	0- 0	0- 0				
0- 9	0- 0	0- 1	NON-CONFERENCE	0- 0	0- 2	0- 6				
0- 2	0- 0	0- 1	HOME	0- 0	0- 0	0- 1				
0- 7	0- 0	0- 0	AWAY	0- 0	0- 2	0- 5				
0- 0	0- 0	0- 0	NEUTRAL	0- 0	0- 0	0- 0				
2- 7	0- 0	0- 0	CONFERENCE	0- 0	0- 0	2- 7				
2- 3	0- 0	0- 0	HOME	0- 0	0- 0	2- 3				
0- 4	0- 0	0- 0	AWAY	0- 0	0- 0	0- 4				
0- 0	0- 0	0- 0	NEUTRAL	0- 0	0- 0	0- 0				

RPI S	Opponent	Score	RPI S	Opponent	Score	RPI S	Opponent	Score	RPI S	Opponent	Score	Team's RPI: 346
40	H James Madison	57 103							113	A VCU	55 97	
									123	A St. John's (NY)	44 82	
									159	H Delaware	77 85	
									170	A Xavier	59 80	
									178	A Temple	61 75	
									214	A Robert Morris	63 64	
									217	A Marshall	63 75	
									219	A Howard	62 78	
									230	H N.C. A&T	47 67	
									251	A Cornell	59 94	
									264	A Bethune-Cookman	55 67	
									270	A Norfolk St.	50 63	
									291	H South Carolina St.	60 63	
									314	H Coppin St.	57 71	
									343	H N.C. Central	71 61	
									348	H Savannah St.	66 58	
									349	A Florida A&M	52 57	
LAST 12 Division I GAMES:												
291	H South Carolina St.	60 63	230	H N.C. A&T	47 67							
348	H Savannah St.	66 58	314	H Coppin St.	57 71							
219	A Howard	62 78	270	A Norfolk St.	50 63							
349	A Florida A&M	52 57	113	A VCU	55 97							
264	A Bethune-Cookman	55 67	217	A Marshall	63 75							
343	H N.C. Central	71 61	214	A Robert Morris	63 64							

Non-Div I Games: Post 65 53 Cheyney 79 59

Delaware St.

Loss, Non-Conf, S Site, H Home A Away N Neutral

D  
e  
n  
v  
e  
rD  
e  
n  
v  
e  
r

Denver

Page 69

Detroit Mercy

Through Games Of Feb. 7, 2019

Average RPI Win:	322	WON-LOST	WINNING	LAST 10	STRENGTH OF	OPP. STRENGTH	TEAM	ADJ.	CONF.	ADJ CONF.
Average RPI Loss:	180	RECORD	PCT. RANK	GAMES	SCHEDULE	OF SCHEDULE	RPI	RPI	RPI	RPI
DIV. I ONLY	2- 19	342	0- 1	261	218	331	331	21	21	
DIV. I NON-CONF.	1- 9	326	0- 0	264	214	323	323	17	17	
TOTALS	RPI 1-25	RPI 26-50	W-L RECORDS	RPI 51-100	RPI 101-150	RPI 150+				
2- 19	0- 0	0- 0	OVERALL	0- 5	0- 4	2- 10				
0- 7	0- 0	0- 0	HOME	0- 2	0- 1	0- 4				
2- 12	0- 0	0- 0	AWAY	0- 3	0- 3	2- 6				
0- 0	0- 0	0- 0	NEUTRAL	0- 0	0- 0	0- 0				
1- 9	0- 0	0- 0	NON-CONFERENCE	0- 3	0- 1	1- 5				
0- 3	0- 0	0- 0	HOME	0- 1	0- 0	0- 2				
1- 6	0- 0	0- 0	AWAY	0- 2	0- 1	1- 3				
0- 0	0- 0	0- 0	NEUTRAL	0- 0	0- 0	0- 0				
1- 10	0- 0	0- 0	CONFERENCE	0- 2	0- 3	1- 5				
0- 4	0- 0	0- 0	HOME	0- 1	0- 1	0- 2				
1- 6	0- 0	0- 0	AWAY	0- 1	0- 2	1- 3				
0- 0	0- 0	0- 0	NEUTRAL	0- 0	0- 0	0- 0				

RPI S	Opponent	Score	RPI S	Opponent	Score	RPI S	Opponent	Score	RPI S	Opponent	Score	Team's RPI: 331
						55	H Miami (OH)	59 78	101	A Ohio St.	41 55	
						59	A Michigan	62 95	125	A Youngstown St.	45 91	
						77	H Green Bay	40 65	125	H Youngstown St.	59 85	
						81	A Wright St.	59 78	134	A IUPUI	47 82	
						86	A Toledo	60 77	183	A Eastern Mich.	53 60	
									190	H Milwaukee	44 62	
									232	A Loyola Chicago	43 52	
									235	A Bowling Green	73 79	
									277	A Cleveland St.	51 67	
									277	H Cleveland St.	49 67	
									278	A Northern Ky.	56 68	
									281	H Western Mich.	44 54	
									308	H Omaha	42 51	
									309	A Oakland	67 74	
									313	A Manhattan	58 56	
									330	A UIC	42 36	
LAST 12 Division I GAMES:												
			125	A Youngstown St.	45 91	330	A UIC	42 36				
			277	A Cleveland St.	51 67	134	A IUPUI	47 82				
			81	A Wright St.	59 78	309	A Oakland	67 74				
			278	A Northern Ky.	56 68	277	H Cleveland St.	49 67				
			190	H Milwaukee	44 62	125	H Youngstown St.	59 85				
			77	H Green Bay	40 65	86	A Toledo	60 77				

Non-Div I Games: Mich.-Dearborn 68 60

Detroit Mercy

Loss, Non-Conf, S Site, H Home A Away N Neutral

## Drake

Through Games Of Feb. 7, 2019

Average RPI Win:	150	WON-LOST	WINNING	LAST 10	STRENGTH OF	OPP. STRENGTH	TEAM	ADJ.	CONF.	ADJ CONF.
Average RPI Loss:	24	RECORD	PCT. RANK	GAMES	SCHEDULE	OF SCHEDULE	RPI	RPI	RPI	RPI
DIV. I ONLY	15- 5	49	1- 0	27	62	20	20	13	13	
DIV. I NON-CONF.	7- 4	109	1- 0	6	2	11	11	14	14	
TOTALS	RPI 1-25	RPI 26-50	W-L RECORDS	RPI 51-100	RPI 101-150	RPI 150+				
15- 5	2- 3	1- 1	OVERALL	2- 1	2- 0	8- 0				
5- 2	0- 1	1- 0	HOME	0- 1	1- 0	3- 0				
8- 2	0- 1	0- 1	AWAY	2- 0	1- 0	5- 0				
2- 1	2- 1	0- 0	NEUTRAL	0- 0	0- 0	0- 0				
7- 4	2- 3	1- 1	NON-CONFERENCE	1- 0	2- 0	1- 0				
2- 1	0- 1	1- 0	HOME	0- 0	1- 0	0- 0				
3- 2	0- 1	0- 1	AWAY	1- 0	1- 0	1- 0				
2- 1	2- 1	0- 0	NEUTRAL	0- 0	0- 0	0- 0				
8- 1	0- 0	0- 0	CONFERENCE	1- 1	0- 0	7- 0				
3- 1	0- 0	0- 0	HOME	0- 1	0- 0	3- 0				
5- 0	0- 0	0- 0	AWAY	1- 0	0- 0	4- 0				
0- 0	0- 0	0- 0	NEUTRAL	0- 0	0- 0	0- 0				

RPI	S	Opponent	Score
1	N	Notre Dame	64 82
11	A	Iowa St.	81 86
12	H	Iowa	82 91
15	N	Rutgers	69 59
16	N	South Carolina	90 85

RPI	S	Opponent	Score
27	A	South Dakota St.	71 80
38	H	South Dakota	76 64

RPI	S	Opponent	Score
68	H	Missouri St.	79 85
92	A	UNI	88 64
99	A	Creighton	85 69

RPI	S	Opponent	Score
107	A	Nebraska	83 77
143	H	CSUN	73 63
151	H	Southern Ill.	94 66
152	A	Bradley	92 63
172	A	Indiana St.	70 68
184	A	Illinois St.	82 64
224	A	Western Ill.	98 71
232	H	Loyola Chicago	69 60
294	H	Valparaiso	84 53
338	A	Evansville	78 47

## LAST 12 Division I GAMES:

16	N	South Carolina	90 85	92	A	UNI	88 64
1	N	Notre Dame	64 82	294	H	Valparaiso	84 53
151	H	Southern Ill.	94 66	232	H	Loyola Chicago	69 60
68	H	Missouri St.	79 85	184	A	Illinois St.	82 64
338	A	Evansville	78 47	152	A	Bradley	92 63
172	A	Indiana St.	70 68	12	H	Iowa	82 91

Non-Div I Games: Clarke 91 43

Drake

Loss, Non-Conf, S Site, H Home A Away N Neutral

Average RPI Win:	214	WON-LOST	WINNING	LAST 10	STRENGTH OF	OPP. STRENGTH	TEAM	ADJ.	CONF.	ADJ CONF.
Average RPI Loss:	75	RECORD	PCT. RANK	GAMES	SCHEDULE	OF SCHEDULE	RPI	RPI	RPI	RPI
DIV. I ONLY	15- 5	49	1- 0	136	184	85	85	10	10	
DIV. I NON-CONF.	8- 3	72	1- 0	165	252	103	103	10	10	
TOTALS	RPI 1-25	RPI 26-50	W-L RECORDS	RPI 51-100	RPI 101-150	RPI 150+				
15- 5	0- 0	1- 1	OVERALL	1- 3	2- 1	11- 0				
5- 4	0- 0	1- 1	HOME	0- 2	1- 1	3- 0				
9- 0	0- 0	0- 0	AWAY	1- 0	1- 0	7- 0				
1- 1	0- 0	0- 0	NEUTRAL	0- 1	0- 0	1- 0				
8- 3	0- 0	1- 0	NON-CONFERENCE	0- 3	0- 0	7- 0				
3- 2	0- 0	1- 0	HOME	0- 2	0- 0	2- 0				
4- 0	0- 0	0- 0	AWAY	0- 0	0- 0	4- 0				
1- 1	0- 0	0- 0	NEUTRAL	0- 1	0- 0	1- 0				
7- 2	0- 0	0- 1	CONFERENCE	1- 0	2- 1	4- 0				
2- 2	0- 0	0- 1	HOME	0- 0	1- 1	1- 0				
5- 0	0- 0	0- 0	AWAY	1- 0	1- 0	3- 0				
0- 0	0- 0	0- 0	NEUTRAL	0- 0	0- 0	0- 0				

RPI S	Opponent	Score	RPI S	Opponent	Score	RPI S	Opponent	Score	RPI S	Opponent	Score
40	H James Madison	35 51	46	H Bucknell	64 42	60	H Quinnipiac	52 56	118	H Towson	54 55
						74	H Penn	39 55	119	H UNCW	67 55
						79	A Northeastern	61 59	149	A William & Mary	62 58
						81	N Wright St.	63 71	159	A Delaware	57 40
									197	A Elon	59 44
									250	A Hofstra	61 49
									259	H Gardner-Webb	65 48
									260	A Richmond	58 35
									267	H Saint Joseph's	51 34
									269	N Siena	51 39
									271	A Vermont	60 44
									280	A La Salle	58 43
									289	H Col. of Charleston	76 53
									313	A Manhattan	53 39
LAST 12 Division I GAMES:											
271	A Vermont	60 44	79	A Northeastern	61 59						
149	A William & Mary	62 58	159	A Delaware	57 40						
197	A Elon	59 44	40	H James Madison	35 51						
119	H UNCW	67 55	118	H Towson	54 55						
289	H Col. of Charleston	76 53	260	A Richmond	58 35						
250	A Hofstra	61 49	74	H Penn	39 55						

Non-Div I Games:

Drexel



Average RPI Win:	139	WON-LOST	WINNING	LAST 10	STRENGTH OF	OPP. STRENGTH	TEAM	ADJ.	CONF.	ADJ CONF.
Average RPI Loss:	46	RECORD	PCT. RANK	GAMES	SCHEDULE	OF SCHEDULE	RPI	RPI	RPI	RPI
DIV. I ONLY	11- 11	159	0- 1	18	8	61	61	1	1	
DIV. I NON-CONF.	8- 4	91	0- 1	79	50	48	48	1	1	
TOTALS	RPI 1-25	RPI 26-50	W-L RECORDS	RPI 51-100	RPI 101-150	RPI 150+				
11- 11	0- 5	1- 3	OVERALL	2- 1	3- 2	5- 0				
7- 3	0- 3	0- 0	HOME	1- 0	3- 0	3- 0				
3- 6	0- 2	1- 2	AWAY	1- 1	0- 1	1- 0				
1- 2	0- 0	0- 1	NEUTRAL	0- 0	0- 1	1- 0				
8- 4	0- 0	0- 2	NON-CONFERENCE	2- 1	1- 1	5- 0				
5- 0	0- 0	0- 0	HOME	1- 0	1- 0	3- 0				
2- 2	0- 0	0- 1	AWAY	1- 1	0- 0	1- 0				
1- 2	0- 0	0- 1	NEUTRAL	0- 0	0- 1	1- 0				
3- 7	0- 5	1- 1	CONFERENCE	0- 0	2- 1	0- 0				
2- 3	0- 3	0- 0	HOME	0- 0	2- 0	0- 0				
1- 4	0- 2	1- 1	AWAY	0- 0	0- 1	0- 0				
0- 0	0- 0	0- 0	NEUTRAL	0- 0	0- 0	0- 0				

RPI 1-25				RPI 26-50				RPI 51-100 Team's RPI: 61				RPI 101+			
RPI	S	Opponent	Score	RPI	S	Opponent	Score	RPI	S	Opponent	Score	RPI	S	Opponent	Score
3	H	Louisville	51 73	29	A	North Carolina	85 69	67	H	FGCU	57 41	109	H	Wake Forest	66 52
9	H	Syracuse	55 64	31	N	Missouri	54 62	73	A	Maine	66 63	112	A	Boston College	90 92
10	A	NC State	51 63	33	A	Oregon St.	57 71	82	A	Northwestern	58 84	130	H	Pittsburgh	74 55
18	A	Florida St.	62 66	49	A	Georgia Tech	64 70					141	N	Washington	64 71
22	H	Miami (FL)	50 58									145	H	Marist	64 56
												177	N	Ball St.	79 62
												181	A	Wisconsin	60 53
												197	H	Elon	81 64
												207	H	East Carolina	83 66
												210	H	UNLV	66 38
LAST 12 Division I GAMES:															
31	N	Missouri	54 62	109	H	Wake Forest	66 52								
177	N	Ball St.	79 62	18	A	Florida St.	62 66								
29	A	North Carolina	85 69	22	H	Miami (FL)	50 58								
130	H	Pittsburgh	74 55	49	A	Georgia Tech	64 70								
112	A	Boston College	90 92	3	H	Louisville	51 73								
9	H	Syracuse	55 64	10	A	NC State	51 63								

Non-Div I Games:

Duke

■ Loss, 
 ■ Non-Conf, 
 ■ S Site, 
 ■ H Home 
 ■ A Away 
 N Neutral

Average RPI Win:	210	WON-LOST	WINNING	LAST 10	STRENGTH OF	OPP. STRENGTH	TEAM	ADJ.	CONF.	ADJ CONF.
Average RPI Loss:	113	RECORD	PCT. RANK	GAMES	SCHEDULE	OF SCHEDULE	RPI	RPI	RPI	RPI
DIV. I ONLY	11- 11	159	0- 1	174	90	160	160	17	17	
DIV. I NON-CONF.	6- 7	172	0- 0	99	25	122	122	16	16	
TOTALS	RPI 1-25	RPI 26-50	W-L RECORDS	RPI 51-100	RPI 101-150	RPI 150+				
11- 11	0- 2	0- 2	OVERALL	1- 1	1- 3	9- 3				
5- 4	0- 1	0- 0	HOME	0- 0	0- 2	5- 1				
6- 5	0- 0	0- 2	AWAY	1- 1	1- 1	4- 1				
0- 2	0- 1	0- 0	NEUTRAL	0- 0	0- 0	0- 1				
6- 7	0- 2	0- 2	NON-CONFERENCE	1- 1	1- 1	4- 1				
3- 2	0- 1	0- 0	HOME	0- 0	0- 1	3- 0				
3- 3	0- 0	0- 2	AWAY	1- 1	1- 0	1- 0				
0- 2	0- 1	0- 0	NEUTRAL	0- 0	0- 0	0- 1				
5- 4	0- 0	0- 0	CONFERENCE	0- 0	0- 2	5- 2				
2- 2	0- 0	0- 0	HOME	0- 0	0- 1	2- 1				
3- 2	0- 0	0- 0	AWAY	0- 0	0- 1	3- 1				
0- 0	0- 0	0- 0	NEUTRAL	0- 0	0- 0	0- 0				

RPI 1-25				RPI 26-50				RPI 51-100				RPI 101+ Team's RPI: 160			
RPI	S	Opponent	Score	RPI	S	Opponent	Score	RPI	S	Opponent	Score	RPI	S	Opponent	Score
9	N	Syracuse	71 87	32	A	Texas	41 78	84	A	Kent St.	77 72	121	A	Penn St.	64 58
14	H	UCF	63 71	48	A	TCU	48 61	86	A	Toledo	52 65	130	H	Pittsburgh	58 66
												139	A	Fordham	46 57
												146	H	Davidson	47 62
												178	H	Temple	54 53
												194	H	George Washington	54 55
												196	A	Massachusetts	66 69
												204	A	George Mason	60 57
												205	A	St. Bonaventure	60 54
												208	A	Saint Francis (PA)	93 73
												245	N	Liberty	51 55
												248	H	Mt. St. Mary's	73 64
												252	H	ETSU	66 58
												260	H	Richmond	80 54
												267	H	Saint Joseph's	81 73
												280	A	La Salle	66 62
LAST 12 Division I GAMES:															
196	A	Massachusetts	66 69	204	A	George Mason	60 57								
139	A	Fordham	46 57	146	H	Davidson	47 62								
194	H	George Washington	54 55	205	A	St. Bonaventure	60 54								
280	A	La Salle	66 62	178	H	Temple	54 53								
260	H	Richmond	80 54	130	H	Pittsburgh	58 66								
267	H	Saint Joseph's	81 73	245	N	Liberty	51 55								

Non-Div I Games:

Duquesne

■ Loss, 
 ■ Non-Conf, 
 ■ S Site, 
 ■ H Home 
 ■ A Away 
 N Neutral

Average RPI Win: <b>255</b>	WON-LOST	WINNING	LAST 10	STRENGTH OF	OPP. STRENGTH	TEAM	ADJ.	CONF.	ADJ CONF.
Average RPI Loss: <b>119</b>	RECORD	PCT. RANK	GAMES	SCHEDULE	OF SCHEDULE	RPI	RPI	RPI	RPI
DIV. I ONLY	6- 17	300	0- 2	83	187	252	252	27	27
DIV. I NON-CONF.	2- 14	319	0- 2	26	133	234	234	25	25
TOTALS	RPI 1-25	RPI 26-50	W-L RECORDS	RPI 51-100	RPI 101-150	RPI 150+			
6- 17	0- 3	0- 0	OVERALL	0- 3	1- 6	5- 5			
6- 4	0- 0	0- 0	HOME	0- 1	1- 2	5- 1			
0- 10	0- 1	0- 0	AWAY	0- 2	0- 3	0- 4			
0- 3	0- 2	0- 0	NEUTRAL	0- 0	0- 1	0- 0			
2- 14	0- 3	0- 0	NON-CONFERENCE	0- 3	1- 5	1- 3			
2- 4	0- 0	0- 0	HOME	0- 1	1- 2	1- 1			
0- 7	0- 1	0- 0	AWAY	0- 2	0- 2	0- 2			
0- 3	0- 2	0- 0	NEUTRAL	0- 0	0- 1	0- 0			
4- 3	0- 0	0- 0	CONFERENCE	0- 0	0- 1	4- 2			
4- 0	0- 0	0- 0	HOME	0- 0	0- 0	4- 0			
0- 3	0- 0	0- 0	AWAY	0- 0	0- 1	0- 2			
0- 0	0- 0	0- 0	NEUTRAL	0- 0	0- 0	0- 0			

RPI 1-25				RPI 26-50				RPI 51-100				RPI 101+ Team's RPI: 252			
RPI	S	Opponent	Score	RPI	S	Opponent	Score	RPI	S	Opponent	Score	RPI	S	Opponent	Score
15	N	Rutgers	44 <b>68</b>					64	A	Tennessee	61 <b>80</b>	111	H	Houston	77 <b>84</b>
16	N	South Carolina	55 <b>101</b>					87	A	Cincinnati	64 <b>77</b>	114	A	Radford	64 <b>79</b>
25	A	Michigan St.	53 <b>75</b>					90	H	Troy	66 <b>84</b>	115	A	South Alabama	74 <b>81</b>
												120	N	Western Ky.	68 <b>82</b>
												124	H	High Point	65 <b>73</b>
												131	A	Chattanooga	67 <b>76</b>
												135	H	Appalachian St.	95 64
												156	A	Mercer	41 <b>64</b>
												160	A	Duquesne	58 <b>66</b>
												195	A	UNC Asheville	55 <b>56</b>
												230	H	N.C. A&T	61 56
												237	H	Furman	75 70
												245	H	Liberty	86 <b>89</b>
												261	A	Samford	58 <b>79</b>
												288	H	Wofford	92 79
												306	H	UNC Greensboro	85 76
												336	H	Western Caro.	88 80
LAST 12 Division I GAMES:															
15	N	Rutgers	44 <b>68</b>	288	H	Wofford	92 79								
120	N	Western Ky.	68 <b>82</b>	237	H	Furman	75 70								
336	H	Western Caro.	88 80	131	A	Chattanooga	67 <b>76</b>								
306	H	UNC Greensboro	85 76	124	H	High Point	65 <b>73</b>								
156	A	Mercer	41 <b>64</b>	64	A	Tennessee	61 <b>80</b>								
261	A	Samford	58 <b>79</b>	160	A	Duquesne	58 <b>66</b>								

Non-Div I Games:

ETSU

■ Loss, 
■ Non-Conf, 
■ S Site, 
■ H Home 
■ A Away 
N Neutral

# East Carolina

Through Games Of Feb. 7, 2019

Average RPI Win:	251	WON-LOST	WINNING	LAST 10	STRENGTH OF	OPP. STRENGTH	TEAM	ADJ.	CONF.	ADJ CONF.
Average RPI Loss:	133	RECORD	PCT. RANK	GAMES	SCHEDULE	OF SCHEDULE	RPI	RPI	RPI	RPI
DIV. I ONLY	11- 11	159	0- 1	221	183	207	207	9	9	
DIV. I NON-CONF.	9- 4	85	0- 0	312	268	200	200	9	9	
TOTALS	RPI 1-25	RPI 26-50	W-L RECORDS	RPI 51-100	RPI 101-150	RPI 150+				
11- 11	0- 2	0- 0	OVERALL	0- 1	2- 3	9- 5				
9- 3	0- 1	0- 0	HOME	0- 0	2- 1	7- 1				
0- 8	0- 1	0- 0	AWAY	0- 1	0- 2	0- 4				
2- 0	0- 0	0- 0	NEUTRAL	0- 0	0- 0	2- 0				
9- 4	0- 0	0- 0	NON-CONFERENCE	0- 1	1- 2	8- 1				
7- 1	0- 0	0- 0	HOME	0- 0	1- 1	6- 0				
0- 3	0- 0	0- 0	AWAY	0- 1	0- 1	0- 1				
2- 0	0- 0	0- 0	NEUTRAL	0- 0	0- 0	2- 0				
2- 7	0- 2	0- 0	CONFERENCE	0- 0	1- 1	1- 4				
2- 2	0- 1	0- 0	HOME	0- 0	1- 0	1- 1				
0- 5	0- 1	0- 0	AWAY	0- 0	0- 1	0- 3				
0- 0	0- 0	0- 0	NEUTRAL	0- 0	0- 0	0- 0				

RPI 1-25				RPI 26-50				RPI 51-100				RPI 101+ Team's RPI: 207			
RPI	S	Opponent	Score	RPI	S	Opponent	Score	RPI	S	Opponent	Score	RPI	S	Opponent	Score
6	A	UConn	55 118					61	A	Duke	66 83	109	H	Wake Forest	70 61
14	H	UCF	58 61									119	H	UNCW	68 71
												137	A	Tulane	57 68
												137	H	Tulane	63 61
												149	A	William & Mary	43 63
												158	H	Tulsa	55 75
												167	A	Charlotte	46 52
												178	A	Temple	62 84
												179	H	UMES	84 69
												223	A	Memphis	46 58
												233	H	Monmouth	73 67
												245	H	Liberty	66 63
												255	A	Wichita St.	47 57
												255	H	Wichita St.	78 56
												291	N	South Carolina St.	71 63
												296	H	Kennesaw St.	68 56
												337	H	USC Upstate	63 53
												340	H	Grand Canyon	59 47
												342	N	Longwood	61 52
LAST 12 Division I GAMES:															
6	A	UConn	55 118	158	H	Tulsa	55 75								
137	H	Tulane	63 61	255	H	Wichita St.	78 56								
255	A	Wichita St.	47 57	137	A	Tulane	57 68								
178	A	Temple	62 84	119	H	UNCW	68 71								
14	H	UCF	58 61	61	A	Duke	66 83								
223	A	Memphis	46 58	291	N	South Carolina St.	71 63								

Non-Div I Games:

East Carolina

Loss, Non-Conf, S Site, H Home A Away N Neutral

Average RPI Win: <b>244</b>	WON-LOST	WINNING	LAST 10	STRENGTH OF	OPP. STRENGTH	TEAM	ADJ.	CONF.	ADJ CONF.
Average RPI Loss: <b>182</b>	RECORD	PCT. RANK	GAMES	SCHEDULE	OF SCHEDULE	RPI	RPI	RPI	RPI
DIV. I ONLY	6- 13	268	0- 1	214	298	285	285	22	22
DIV. I NON-CONF.	3- 5	227	0- 0	189	254	216	216	21	21
TOTALS	RPI 1-25	RPI 26-50	W-L RECORDS	RPI 51-100	RPI 101-150	RPI 150+			
6- 13	0- 0	0- 1	OVERALL	0- 1	1- 3	5- 8			
5- 3	0- 0	0- 0	HOME	0- 0	1- 1	4- 2			
0- 10	0- 0	0- 1	AWAY	0- 1	0- 2	0- 6			
1- 0	0- 0	0- 0	NEUTRAL	0- 0	0- 0	1- 0			
3- 5	0- 0	0- 1	NON-CONFERENCE	0- 1	0- 0	3- 3			
2- 0	0- 0	0- 0	HOME	0- 0	0- 0	2- 0			
0- 5	0- 0	0- 1	AWAY	0- 1	0- 0	0- 3			
1- 0	0- 0	0- 0	NEUTRAL	0- 0	0- 0	1- 0			
3- 8	0- 0	0- 0	CONFERENCE	0- 0	1- 3	2- 5			
3- 3	0- 0	0- 0	HOME	0- 0	1- 1	2- 2			
0- 5	0- 0	0- 0	AWAY	0- 0	0- 2	0- 3			
0- 0	0- 0	0- 0	NEUTRAL	0- 0	0- 0	0- 0			

RPI S	Opponent	Score	RPI S	Opponent	Score	RPI S	Opponent	Score	RPI S	Opponent	Score	Team's RPI: 285
45	A Butler	37 72	97	A Northern Ill.	59 78	122	H Morehead St.	57 67	129	A UT Martin	66 90	
						129	H UT Martin	77 71	150	A Tennessee Tech	88 99	
						151	A Southern Ill.	59 73	152	A Bradley	64 67	
						172	H Indiana St.	63 39	200	A Southeast Mo. St.	57 72	
						224	N Western Ill.	64 62	226	A Jacksonville St.	49 78	
						243	H SIUE	56 65	276	H Austin Peay	60 73	
						287	A Murray St.	51 60	287	H Murray St.	75 67	
						294	A Valparaiso	60 62	318	H Eastern Ky.	80 60	
						333	H Purdue Fort Wayne	72 63				
LAST 12 Division I GAMES:												
287	A Murray St.	51 60	287	H Murray St.	75 67	150	A Tennessee Tech	88 99	226	A Jacksonville St.	49 78	
122	H Morehead St.	57 67	243	H SIUE	56 65	129	H UT Martin	77 71	172	H Indiana St.	63 39	
318	H Eastern Ky.	80 60	276	H Austin Peay	60 73							
200	A Southeast Mo. St.	57 72										
129	A UT Martin	66 90										
276	H Austin Peay	60 73										

Non-Div I Games: Lincoln Christian 97 34 Eureka 104 48 Oakland City 102 43

Eastern Ill.

Average RPI Win:	0	WON-LOST	WINNING	LAST 10	STRENGTH OF	OPP. STRENGTH	TEAM	ADJ.	CONF.	ADJ CONF.
Average RPI Loss:	164	RECORD	PCT. RANK	GAMES	SCHEDULE	OF SCHEDULE	RPI	RPI	RPI	RPI
DIV. I ONLY	0- 20	351	0- 1	77	270	318	318	22	22	
DIV. I NON-CONF.	0- 9	336	0- 1	18	232	252	252	21	21	
TOTALS	RPI 1-25	RPI 26-50	W-L RECORDS	RPI 51-100	RPI 101-150	RPI 150+				
0- 20	0- 1	0- 1	OVERALL	0- 5	0- 3	0- 10				
0- 7	0- 0	0- 0	HOME	0- 1	0- 2	0- 4				
0- 11	0- 0	0- 1	AWAY	0- 3	0- 1	0- 6				
0- 2	0- 1	0- 0	NEUTRAL	0- 1	0- 0	0- 0				
0- 9	0- 1	0- 1	NON-CONFERENCE	0- 3	0- 1	0- 3				
0- 2	0- 0	0- 0	HOME	0- 0	0- 0	0- 2				
0- 5	0- 0	0- 1	AWAY	0- 2	0- 1	0- 1				
0- 2	0- 1	0- 0	NEUTRAL	0- 1	0- 0	0- 0				
0- 11	0- 0	0- 0	CONFERENCE	0- 2	0- 2	0- 7				
0- 5	0- 0	0- 0	HOME	0- 1	0- 2	0- 2				
0- 6	0- 0	0- 0	AWAY	0- 1	0- 0	0- 5				
0- 0	0- 0	0- 0	NEUTRAL	0- 0	0- 0	0- 0				

RPI 1-25				RPI 26-50				RPI 51-100				RPI 101+ Team's RPI: 318			
RPI	S	Opponent	Score	RPI	S	Opponent	Score	RPI	S	Opponent	Score	RPI	S	Opponent	Score
18	N	Florida St.	45 62	35	A	Ohio	60 100	55	A	Miami (OH)	44 60	129	H	UT Martin	61 87
								66	A	West Virginia	29 78	142	A	Akron	54 63
								66	N	West Virginia	39 81	150	H	Tennessee Tech	68 81
								72	A	Belmont	43 69	191	H	Saint Louis	43 70
								72	H	Belmont	52 87	200	H	Southeast Mo. St.	42 52
												204	H	George Mason	75 91
												226	H	Jacksonville St.	44 53
												243	A	SIUE	55 74
												276	A	Austin Peay	65 100
												281	A	Western Mich.	53 64
												285	A	Eastern Ill.	60 80
												287	A	Murray St.	63 81
												290	A	Tennessee St.	38 60
LAST 12 Division I GAMES:															
		66	N	West Virginia	39	81		200	H	Southeast Mo. St.	42	52			
		72	H	Belmont	52	87		129	H	UT Martin	61	87			
		243	A	SIUE	55	74		72	A	Belmont	43	69			
		285	A	Eastern Ill.	60	80		290	A	Tennessee St.	38	60			
		150	H	Tennessee Tech	68	81		287	A	Murray St.	63	81			
		226	H	Jacksonville St.	44	53		276	A	Austin Peay	65	100			

Non-Div I Games: Brescia 70 41 Ky. Christian 90 35

Eastern Ky.

Loss, Non-Conf, S Site, H Home A Away N Neutral

Average RPI Win:	273	WON-LOST	WINNING	LAST 10	STRENGTH OF	OPP. STRENGTH	TEAM	ADJ.	CONF.	ADJ CONF.
Average RPI Loss:	87	RECORD	PCT. RANK	GAMES	SCHEDULE	OF SCHEDULE	RPI	RPI	RPI	RPI
DIV. I ONLY	9- 10	184	0- 1	197	138	183	183	7	7	
DIV. I NON-CONF.	6- 4	125	0- 0	343	234	253	253	8	8	
TOTALS	RPI 1-25	RPI 26-50	W-L RECORDS	RPI 51-100	RPI 101-150	RPI 150+				
9- 10	0- 3	0- 2	OVERALL	0- 3	1- 0	8- 2				
6- 2	0- 1	0- 0	HOME	0- 1	0- 0	6- 0				
3- 5	0- 1	0- 1	AWAY	0- 2	1- 0	2- 1				
0- 3	0- 1	0- 1	NEUTRAL	0- 0	0- 0	0- 1				
6- 4	0- 1	0- 1	NON-CONFERENCE	0- 0	0- 0	6- 2				
4- 0	0- 0	0- 0	HOME	0- 0	0- 0	4- 0				
2- 1	0- 0	0- 0	AWAY	0- 0	0- 0	2- 1				
0- 3	0- 1	0- 1	NEUTRAL	0- 0	0- 0	0- 1				
3- 6	0- 2	0- 1	CONFERENCE	0- 3	1- 0	2- 0				
2- 2	0- 1	0- 0	HOME	0- 1	0- 0	2- 0				
1- 4	0- 1	0- 1	AWAY	0- 2	1- 0	0- 0				
0- 0	0- 0	0- 0	NEUTRAL	0- 0	0- 0	0- 0				

RPI 1-25				RPI 26-50				RPI 51-100				RPI 101+ Team's RPI: 183			
RPI	S	Opponent	Score	RPI	S	Opponent	Score	RPI	S	Opponent	Score	RPI	S	Opponent	Score
11	N	Iowa St.	59 85	35	A	Ohio	44 85	55	A	Miami (OH)	58 63	142	A	Akron	72 60
23	A	Central Mich.	61 71	45	N	Butler	63 73	84	A	Kent St.	64 71	184	H	Illinois St.	50 41
24	H	Buffalo	84 91					97	H	Northern Ill.	65 68	188	A	Illinois	66 72
												235	H	Bowling Green	81 74
												277	H	Cleveland St.	69 63
												281	H	Western Mich.	64 61
												306	N	UNC Greensboro	44 49
												330	H	UIC	52 38
												331	H	Detroit Mercy	60 53
												333	A	Purdue Fort Wayne	87 72
												342	A	Longwood	64 45
LAST 12 Division I GAMES:															
55	A	Miami (OH)	58 63	281	H	Western Mich.	64 61								
97	H	Northern Ill.	65 68	24	H	Buffalo	84 91								
23	A	Central Mich.	61 71	84	A	Kent St.	64 71								
235	H	Bowling Green	81 74	45	N	Butler	63 73								
35	A	Ohio	44 85	306	N	UNC Greensboro	44 49								
142	A	Akron	72 60	342	A	Longwood	64 45								

Non-Div I Games: Northwood 53 39

Eastern Mich.

■ Loss, 
 ■ Non-Conf, 
 ■ S Site, 
 ■ H Home 
 ■ A Away 
 N Neutral

Average RPI Win:	209	WON-LOST	WINNING	LAST 10	STRENGTH OF	OPP. STRENGTH	TEAM	ADJ.	CONF.	ADJ CONF.
Average RPI Loss:	125	RECORD	PCT. RANK	GAMES	SCHEDULE	OF SCHEDULE	RPI	RPI	RPI	RPI
DIV. I ONLY	4- 15	314	0- 1	64	168	199	199	16	16	
DIV. I NON-CONF.	0- 8	336	0- 0	9	153	221	221	12	12	
TOTALS	RPI 1-25	RPI 26-50	W-L RECORDS	RPI 51-100	RPI 101-150	RPI 150+				
4- 15	0- 1	0- 3	OVERALL	0- 3	2- 3	2- 5				
0- 7	0- 1	0- 1	HOME	0- 0	0- 3	0- 2				
4- 6	0- 0	0- 1	AWAY	0- 3	2- 0	2- 2				
0- 2	0- 0	0- 1	NEUTRAL	0- 0	0- 0	0- 1				
0- 8	0- 1	0- 3	NON-CONFERENCE	0- 1	0- 1	0- 2				
0- 3	0- 1	0- 1	HOME	0- 0	0- 1	0- 0				
0- 3	0- 0	0- 1	AWAY	0- 1	0- 0	0- 1				
0- 2	0- 0	0- 1	NEUTRAL	0- 0	0- 0	0- 1				
4- 7	0- 0	0- 0	CONFERENCE	0- 2	2- 2	2- 3				
0- 4	0- 0	0- 0	HOME	0- 0	0- 2	0- 2				
4- 3	0- 0	0- 0	AWAY	0- 2	2- 0	2- 1				
0- 0	0- 0	0- 0	NEUTRAL	0- 0	0- 0	0- 0				

RPI 1-25				RPI 26-50				RPI 51-100				RPI 101+ Team's RPI: 199			
RPI	S	Opponent	Score	RPI	S	Opponent	Score	RPI	S	Opponent	Score	RPI	S	Opponent	Score
13	H	Gonzaga	51 63	30	H	Utah	51 95	57	A	Boise St.	55 67	108	H	Northern Colo.	62 67
				33	N	Oregon St.	45 93	91	A	Idaho	68 84	117	H	Fresno St.	58 68
				39	A	BYU	65 80	98	A	Idaho St.	48 63	140	A	Montana St.	89 87
												140	H	Montana St.	47 61
												147	A	Montana	68 62
												154	H	Portland St.	64 76
												168	N	UC Riverside	45 57
												231	H	Sacramento St.	70 73
												244	A	Northern Ariz.	64 62
												273	A	Southern Utah	63 73
												305	A	Weber St.	64 58
												323	A	Cal Poly	55 59
LAST 12 Division I GAMES:															
140	H	Montana St.	47 61	147	A	Montana	68 62	108	H	Northern Colo.	62 67	91	A	Idaho	68 84
244	A	Northern Ariz.	64 62	98	A	Idaho St.	48 63	305	A	Weber St.	64 58	168	N	UC Riverside	45 57
273	A	Southern Utah	63 73												
231	H	Sacramento St.	70 73												
154	H	Portland St.	64 76												
140	A	Montana St.	89 87												

Non-Div I Games: Eastern Ore. 66 45

Eastern Wash.

■ Loss, 
■ Non-Conf, 
■ S Site, 
■ H Home 
■ A Away 
N Neutral



Average RPI Win: <b>242</b>	WON-LOST	WINNING	LAST 10	STRENGTH OF	OPP. STRENGTH	TEAM	ADJ.	CONF.	ADJ CONF.
Average RPI Loss: <b>112</b>	RECORD	PCT. RANK	GAMES	SCHEDULE	OF SCHEDULE	RPI	RPI	RPI	RPI
DIV. I ONLY	6- 13	268	0- 1	84	189	197	197	10	10
DIV. I NON-CONF.	4- 6	212	0- 0	111	251	188	188	10	10
TOTALS	RPI 1-25	RPI 26-50	W-L RECORDS	RPI 51-100	RPI 101-150	RPI 150+			
6- 13	0- 0	0- 2	OVERALL	0- 4	1- 5	5- 2			
3- 6	0- 0	0- 1	HOME	0- 2	1- 2	2- 1			
3- 7	0- 0	0- 1	AWAY	0- 2	0- 3	3- 1			
0- 0	0- 0	0- 0	NEUTRAL	0- 0	0- 0	0- 0			
4- 6	0- 0	0- 1	NON-CONFERENCE	0- 2	1- 2	3- 1			
2- 3	0- 0	0- 1	HOME	0- 1	1- 1	1- 0			
2- 3	0- 0	0- 0	AWAY	0- 1	0- 1	2- 1			
0- 0	0- 0	0- 0	NEUTRAL	0- 0	0- 0	0- 0			
2- 7	0- 0	0- 1	CONFERENCE	0- 2	0- 3	2- 1			
1- 3	0- 0	0- 0	HOME	0- 1	0- 1	1- 1			
1- 4	0- 0	0- 1	AWAY	0- 1	0- 2	1- 0			
0- 0	0- 0	0- 0	NEUTRAL	0- 0	0- 0	0- 0			

RPI 1-25				RPI 26-50				RPI 51-100				RPI 101+				Team's RPI: 197	
RPI	S	Opponent	Score	RPI	S	Opponent	Score	RPI	S	Opponent	Score	RPI	S	Opponent	Score		
				29	H	North Carolina	69 100	61	A	Duke	64 81	118	A	Towson	58 59		
				40	A	James Madison	30 82	63	H	Auburn	44 96	119	H	UNCW	70 75		
								79	A	Northeastern	71 79	135	A	Appalachian St.	62 65		
								85	H	Drexel	44 59	145	H	Marist	57 61		
												146	H	Davidson	73 72		
												149	A	William & Mary	60 65		
												159	H	Delaware	63 74		
												193	A	Hampton	77 62		
												230	H	N.C. A&T	73 64		
												250	A	Hofstra	77 64		
												272	A	Winthrop	57 58		
												289	H	Col. of Charleston	76 68		
												343	A	N.C. Central	83 54		
LAST 12 Division I GAMES:																	
				159	H	Delaware	63 74	289	H	Col. of Charleston	76 68						
				85	H	Drexel	44 59	250	A	Hofstra	77 64						
				40	A	James Madison	30 82	79	A	Northeastern	71 79						
				118	A	Towson	58 59	63	H	Auburn	44 96						
				149	A	William & Mary	60 65	230	H	N.C. A&T	73 64						
				119	H	UNCW	70 75	272	A	Winthrop	57 58						

Non-Div I Games: Chowan

88 74

Elon

Average RPI Win:	312	WON-LOST	WINNING	LAST 10	STRENGTH OF	OPP. STRENGTH	TEAM	ADJ.	CONF.	ADJ CONF.
Average RPI Loss:	188	RECORD	PCT. RANK	GAMES	SCHEDULE	OF SCHEDULE	RPI	RPI	RPI	RPI
DIV. I ONLY	2- 18	337	0- 1	259	273	338	338	13	13	
DIV. I NON-CONF.	2- 9	297	0- 0	330	341	345	345	14	14	
TOTALS	RPI 1-25	RPI 26-50	W-L RECORDS	RPI 51-100	RPI 101-150	RPI 150+				
2- 18	0- 1	0- 0	OVERALL	0- 2	0- 2	2- 13				
1- 9	0- 1	0- 0	HOME	0- 1	0- 0	1- 7				
1- 9	0- 0	0- 0	AWAY	0- 1	0- 2	1- 6				
0- 0	0- 0	0- 0	NEUTRAL	0- 0	0- 0	0- 0				
2- 9	0- 0	0- 0	NON-CONFERENCE	0- 0	0- 2	2- 7				
1- 4	0- 0	0- 0	HOME	0- 0	0- 0	1- 4				
1- 5	0- 0	0- 0	AWAY	0- 0	0- 2	1- 3				
0- 0	0- 0	0- 0	NEUTRAL	0- 0	0- 0	0- 0				
0- 9	0- 1	0- 0	CONFERENCE	0- 2	0- 0	0- 6				
0- 5	0- 1	0- 0	HOME	0- 1	0- 0	0- 3				
0- 4	0- 0	0- 0	AWAY	0- 1	0- 0	0- 3				
0- 0	0- 0	0- 0	NEUTRAL	0- 0	0- 0	0- 0				

RPI	S	Opponent	Score	RPI	S	Opponent	Score	RPI	S	Opponent	Score	RPI	S	Opponent	Score	Team's RPI: 338
20	H	Drake	47 78					68	A	Missouri St.	66 88	105	A	Dayton	30 69	
								92	H	UNI	46 74	122	A	Morehead St.	63 85	
												151	A	Southern Ill.	47 67	
												152	H	Bradley	68 75	
												172	H	Indiana St.	69 76	
												181	A	Wisconsin	60 96	
												184	H	Illinois St.	61 72	
												200	H	Southeast Mo. St.	50 54	
												217	A	Marshall	65 72	
												232	A	Loyola Chicago	56 61	
												243	H	SIUE	45 54	
												276	H	Austin Peay	56 52	
												287	A	Murray St.	53 81	
												294	A	Valparaiso	49 93	
												330	H	UIC	54 62	
												333	H	Purdue Fort Wayne	66 72	
												347	A	Chicago St.	67 58	
LAST 12 Division I GAMES:																
172	H	Indiana St.	69 76	152	H	Bradley	68 75									
20	H	Drake	47 78	68	A	Missouri St.	66 88									
92	H	UNI	46 74	151	A	Southern Ill.	47 67									
294	A	Valparaiso	49 93	181	A	Wisconsin	60 96									
232	A	Loyola Chicago	56 61	276	H	Austin Peay	56 52									
184	H	Illinois St.	61 72	105	A	Dayton	30 69									

Non-Div I Games:

Evansville

Average RPI Win: <b>230</b>	WON-LOST	WINNING	LAST 10	STRENGTH OF	OPP. STRENGTH	TEAM	ADJ.	CONF.	ADJ CONF.
Average RPI Loss: <b>55</b>	RECORD	PCT. RANK	GAMES	SCHEDULE	OF SCHEDULE	RPI	RPI	RPI	RPI
DIV. I ONLY	16- 4	24	1- 0	165	208	67	67	24	24
DIV. I NON-CONF.	7- 4	109	0- 0	127	65	90	90	26	26
TOTALS	RPI 1-25	RPI 26-50	W-L RECORDS	RPI 51-100	RPI 101-150	RPI 150+			
16- 4	0- 1	0- 1	OVERALL	1- 1	3- 1	12- 0			
9- 1	0- 0	0- 0	HOME	0- 0	2- 1	7- 0			
6- 2	0- 0	0- 1	AWAY	0- 1	1- 0	5- 0			
1- 1	0- 1	0- 0	NEUTRAL	1- 0	0- 0	0- 0			
7- 4	0- 1	0- 1	NON-CONFERENCE	1- 1	1- 1	5- 0			
4- 1	0- 0	0- 0	HOME	0- 0	1- 1	3- 0			
2- 2	0- 0	0- 1	AWAY	0- 1	0- 0	2- 0			
1- 1	0- 1	0- 0	NEUTRAL	1- 0	0- 0	0- 0			
9- 0	0- 0	0- 0	CONFERENCE	0- 0	2- 0	7- 0			
5- 0	0- 0	0- 0	HOME	0- 0	1- 0	4- 0			
4- 0	0- 0	0- 0	AWAY	0- 0	1- 0	3- 0			
0- 0	0- 0	0- 0	NEUTRAL	0- 0	0- 0	0- 0			

RPI 1-25				RPI 26-50				RPI 51-100 Team's RPI: 67				RPI 101+			
RPI	S	Opponent	Score	RPI	S	Opponent	Score	RPI	S	Opponent	Score	RPI	S	Opponent	Score
4	N	Stanford	65 <b>88</b>	27	A	South Dakota St.	62 <b>80</b>	61	A	Duke	41 <b>57</b>	111	H	Houston	76 71
								94	N	American	90 71	127	H	UAB	60 <b>62</b>
												144	A	North Ala.	68 52
												144	H	North Ala.	76 51
												161	H	Abilene Christian	81 65
												208	A	Saint Francis (PA)	83 69
												222	A	Hawaii	73 67
												225	H	Jacksonville	82 58
												245	H	Liberty	68 50
												283	A	North Florida	105 66
												283	H	North Florida	80 48
												296	A	Kennesaw St.	69 46
												310	A	NJIT	67 35
												314	H	Coppin St.	93 61
												315	H	FIU	100 58
												329	H	Lipscomb	82 40
LAST 12 Division I GAMES:															
144	H	North Ala.	76 51	283	A	North Florida	105 66								
225	H	Jacksonville	82 58	144	A	North Ala.	68 52								
310	A	NJIT	67 35	245	H	Liberty	68 50								
283	H	North Florida	80 48	61	A	Duke	41 <b>57</b>								
329	H	Lipscomb	82 40	127	H	UAB	60 <b>62</b>								
296	A	Kennesaw St.	69 46	314	H	Coppin St.	93 61								

Non-Div I Games: Fla. Memorial 99 68 Johnson &amp; Wales (FI109 64

FGCU

■ Loss, 
 ■ Non-Conf, 
 ■ S Site, 
 ■ Home 
 ■ A Away 
 N Neutral

Average RPI Win:	322	WON-LOST	WINNING	LAST 10	STRENGTH OF	OPP. STRENGTH	TEAM	ADJ.	CONF.	ADJ CONF.
Average RPI Loss:	167	RECORD	PCT. RANK	GAMES	SCHEDULE	OF SCHEDULE	RPI	RPI	RPI	RPI
DIV. I ONLY	4- 18	322	0- 1	160	302	315	315	14	14	
DIV. I NON-CONF.	3- 9	271	0- 1	193	348	322	322	19	19	
TOTALS	RPI 1-25	RPI 26-50	W-L RECORDS	RPI 51-100	RPI 101-150	RPI 150+				
4- 18	0- 1	0- 0	OVERALL	0- 3	0- 3	4- 11				
4- 10	0- 1	0- 0	HOME	0- 1	0- 3	4- 5				
0- 8	0- 0	0- 0	AWAY	0- 2	0- 0	0- 6				
0- 0	0- 0	0- 0	NEUTRAL	0- 0	0- 0	0- 0				
3- 9	0- 1	0- 0	NON-CONFERENCE	0- 1	0- 1	3- 6				
3- 6	0- 1	0- 0	HOME	0- 0	0- 1	3- 4				
0- 3	0- 0	0- 0	AWAY	0- 1	0- 0	0- 2				
0- 0	0- 0	0- 0	NEUTRAL	0- 0	0- 0	0- 0				
1- 9	0- 0	0- 0	CONFERENCE	0- 2	0- 2	1- 5				
1- 4	0- 0	0- 0	HOME	0- 1	0- 2	1- 1				
0- 5	0- 0	0- 0	AWAY	0- 1	0- 0	0- 4				
0- 0	0- 0	0- 0	NEUTRAL	0- 0	0- 0	0- 0				

RPI	S	Opponent	Score	RPI	S	Opponent	Score	RPI	S	Opponent	Score	RPI	S	Opponent	Score	Team's RPI:	315
22	H	Miami (FL)	43 94					56	H	Middle Tenn.	43 49	115	H	South Alabama	77 84		
								67	A	FGCU	58 100	120	H	Western Ky.	82 94		
								76	A	Old Dominion	68 95	127	H	UAB	59 83		
												155	A	Louisiana Tech	72 90		
												157	H	Georgia St.	61 67		
												167	A	Charlotte	54 69		
												187	A	Southern Miss.	57 71		
												217	H	Marshall	58 86		
												219	H	Howard	62 89		
												225	H	Jacksonville	62 73		
												254	H	Campbell	54 59		
												264	A	Bethune-Cookman	57 68		
												283	A	North Florida	53 62		
												286	H	UTSA	51 40		
												293	A	Fla. Atlantic	55 77		
												303	H	Morgan St.	59 50		
												349	H	Florida A&M	77 54		
												350	H	Alcorn	75 40		
LAST 12 Division I GAMES:																	
115	H	South Alabama	77 84	217	H	Marshall	58 86										
254	H	Campbell	54 59	120	H	Western Ky.	82 94										
286	H	UTSA	51 40	76	A	Old Dominion	68 95										
155	A	Louisiana Tech	72 90	167	A	Charlotte	54 69										
187	A	Southern Miss.	57 71	127	H	UAB	59 83										
293	A	Fla. Atlantic	55 77	56	H	Middle Tenn.	43 49										

Non-Div I Games: Palm Beach Atl. 63 66

FIU

Loss, Non-Conf, S Site, H Home A Away N Neutral

## Fairfield

Through Games Of Feb. 7, 2019

Average RPI Win:	304	WON-LOST	WINNING	LAST 10	STRENGTH OF	OPP. STRENGTH	TEAM	ADJ.	CONF.	ADJ CONF.
Average RPI Loss:	194	RECORD	PCT. RANK	GAMES	SCHEDULE	OF SCHEDULE	RPI	RPI	RPI	RPI
DIV. I ONLY	6- 16	290	1- 0	294	310	311	311	25	25	
DIV. I NON-CONF.	3- 8	267	0- 0	275	308	306	306	28	28	
TOTALS	RPI 1-25	RPI 26-50	W-L RECORDS	RPI 51-100	RPI 101-150	RPI 150+				
6- 16	0- 0	0- 1	OVERALL	0- 2	0- 2	6- 11				
3- 5	0- 0	0- 0	HOME	0- 1	0- 2	3- 2				
2- 8	0- 0	0- 0	AWAY	0- 1	0- 0	2- 7				
1- 3	0- 0	0- 1	NEUTRAL	0- 0	0- 0	1- 2				
3- 8	0- 0	0- 1	NON-CONFERENCE	0- 1	0- 1	3- 5				
1- 2	0- 0	0- 0	HOME	0- 1	0- 1	1- 0				
1- 3	0- 0	0- 0	AWAY	0- 0	0- 0	1- 3				
1- 3	0- 0	0- 1	NEUTRAL	0- 0	0- 0	1- 2				
3- 8	0- 0	0- 0	CONFERENCE	0- 1	0- 1	3- 6				
2- 3	0- 0	0- 0	HOME	0- 0	0- 1	2- 2				
1- 5	0- 0	0- 0	AWAY	0- 1	0- 0	1- 4				
0- 0	0- 0	0- 0	NEUTRAL	0- 0	0- 0	0- 0				

RPI S	Opponent	Score	RPI S	Opponent	Score	RPI S	Opponent	Score	RPI S	Opponent	Score	Team's RPI: 311
46 N	Bucknell	54 77	60 A	Quinnipiac	36 81	145 H	Marist	46 56				
			79 H	Northeastern	50 59	149 H	William & Mary	54 60				
						170 A	Xavier	35 48				
						186 A	Rider	59 62				
						196 N	Massachusetts	49 59				
						221 A	Niagara	68 71				
						227 A	Dartmouth	46 59				
						233 H	Monmouth	63 73				
						237 N	Furman	70 77				
						238 A	Brown	49 68				
						260 A	Richmond	58 40				
						269 H	Siena	59 55				
						284 A	Canisius	50 53				
						284 H	Canisius	72 65				
						313 A	Manhattan	41 47				
						322 H	Saint Peter's	65 68				
						330 N	UIC	68 60				
						332 A	Iona	55 42				
						351 H	LIU Brooklyn	71 43				
LAST 12 Division I GAMES:												
284 H	Canisius	72 65	284 A	Canisius	50 53							
233 H	Monmouth	63 73	322 H	Saint Peter's	65 68							
313 A	Manhattan	41 47	145 H	Marist	46 56							
269 H	Siena	59 55	186 A	Rider	59 62							
332 A	Iona	55 42	60 A	Quinnipiac	36 81							
221 A	Niagara	68 71	330 N	UIC	68 60							

Non-Div I Games:

Fairfield

■ Loss, 
■ Non-Conf, 
■ S Site, 
■ H Home 
■ A Away 
N Neutral

Ralphie Bickmon				Through Games Of Feb. 7, 1919						
Average RPI Win:	315	WON-LOST	WINNING	LAST 10	STRENGTH OF	OPP. STRENGTH	TEAM	ADJ.	CONF.	ADJ CONF.
Average RPI Loss:	251	RECORD	PCT. RANK	GAMES	SCHEDULE	OF SCHEDULE	RPI	RPI	RPI	RPI
DIV. I ONLY	4- 14	310	0- 1	342	350	344	344	31	31	
DIV. I NON-CONF.	1- 8	322	0- 0	328	345	350	350	31	31	
TOTALS	RPI 1-25	RPI 26-50	W-L RECORDS	RPI 51-100	RPI 101-150	RPI 150+				
4- 14	0- 0	0- 0	OVERALL	0- 0	0- 0	4- 14				
3- 5	0- 0	0- 0	HOME	0- 0	0- 0	3- 5				
1- 9	0- 0	0- 0	AWAY	0- 0	0- 0	1- 9				
0- 0	0- 0	0- 0	NEUTRAL	0- 0	0- 0	0- 0				
1- 8	0- 0	0- 0	NON-CONFERENCE	0- 0	0- 0	1- 8				
1- 2	0- 0	0- 0	HOME	0- 0	0- 0	1- 2				
0- 6	0- 0	0- 0	AWAY	0- 0	0- 0	0- 6				
0- 0	0- 0	0- 0	NEUTRAL	0- 0	0- 0	0- 0				
3- 6	0- 0	0- 0	CONFERENCE	0- 0	0- 0	3- 6				
2- 3	0- 0	0- 0	HOME	0- 0	0- 0	2- 3				
1- 3	0- 0	0- 0	AWAY	0- 0	0- 0	1- 3				
0- 0	0- 0	0- 0	NEUTRAL	0- 0	0- 0	0- 0				

RPI 1-25				RPI 26-50				RPI 51-100				RPI 101+				Team's RPI: 344	
RPI	S	Opponent	Score	RPI	S	Opponent	Score	RPI	S	Opponent	Score	RPI	S	Opponent	Score		
												162	A	Stony Brook	49	63	
												208	A	Saint Francis (PA)	64	75	
												214	A	Robert Morris	49	71	
												214	H	Robert Morris	43	63	
												219	H	Howard	58	79	
												228	A	Colgate	52	71	
												246	A	Binghamton	54	73	
												248	H	Mt. St. Mary's	47	63	
												249	A	Air Force	37	85	
												258	H	St. Francis Brooklyn	53	64	
												295	H	Central Conn. St.	74	67	
												300	A	Army West Point	40	62	
												302	H	Bryant	63	53	
												310	H	NJIT	64	43	
												322	A	Saint Peter's	58	75	
												325	H	Lafayette	57	63	
												327	A	Wagner	59	71	
												351	A	LIU Brooklyn	69	52	
LAST 12 Division I GAMES:																	
				214	H	Robert Morris	43	63	295	H	Central Conn. St.	74	67				
				302	H	Bryant	63	53	214	A	Robert Morris	49	71				
				258	H	St. Francis Brooklyn	53	64	208	A	Saint Francis (PA)	64	75				
				248	H	Mt. St. Mary's	47	63	322	A	Saint Peter's	58	75				
				351	A	LIU Brooklyn	69	52	162	A	Stony Brook	49	63				
				327	A	Wagner	59	71	300	A	Army West Point	40	62				

Non-Div I Games:	Georgian Court	70	45	Rutgers-Newark	97	51
------------------	----------------	----	----	----------------	----	----

Fairleigh Dickinson

■ Loss, ■ Non-Conf, S Site, H Home A Away N Neutral

Average RPI Win:	292	WON-LOST	WINNING	LAST 10	STRENGTH OF	OPP. STRENGTH	TEAM	ADJ.	CONF.	ADJ CONF.
Average RPI Loss:	160	RECORD	PCT. RANK	GAMES	SCHEDULE	OF SCHEDULE	RPI	RPI	RPI	RPI
DIV. I ONLY	4- 19	326	0- 1	133	256	293	293	14	14	
DIV. I NON-CONF.	3- 10	278	0- 1	149	326	286	286	19	19	
TOTALS	RPI 1-25	RPI 26-50	W-L RECORDS	RPI 51-100	RPI 101-150	RPI 150+				
4- 19	0- 1	0- 0	OVERALL	0- 3	0- 3	4- 12				
3- 11	0- 0	0- 0	HOME	0- 1	0- 2	3- 8				
1- 8	0- 1	0- 0	AWAY	0- 2	0- 1	1- 4				
0- 0	0- 0	0- 0	NEUTRAL	0- 0	0- 0	0- 0				
3- 10	0- 1	0- 0	NON-CONFERENCE	0- 1	0- 1	3- 7				
2- 6	0- 0	0- 0	HOME	0- 0	0- 0	2- 6				
1- 4	0- 1	0- 0	AWAY	0- 1	0- 1	1- 1				
0- 0	0- 0	0- 0	NEUTRAL	0- 0	0- 0	0- 0				
1- 9	0- 0	0- 0	CONFERENCE	0- 2	0- 2	1- 5				
1- 5	0- 0	0- 0	HOME	0- 1	0- 2	1- 2				
0- 4	0- 0	0- 0	AWAY	0- 1	0- 0	0- 3				
0- 0	0- 0	0- 0	NEUTRAL	0- 0	0- 0	0- 0				

RPI 1-25				RPI 26-50				RPI 51-100				RPI 101+ Team's RPI: 293			
RPI	S	Opponent	Score	RPI	S	Opponent	Score	RPI	S	Opponent	Score	RPI	S	Opponent	Score
25	A	Michigan St.	74 89					56	H	Middle Tenn.	55 74	120	H	Western Ky.	50 81
								71	A	Little Rock	38 61	127	H	UAB	64 89
								76	A	Old Dominion	53 87	137	A	Tulane	45 88
												152	H	Bradley	59 80
												155	A	Louisiana Tech	55 86
												157	H	Georgia St.	59 75
												167	A	Charlotte	47 68
												187	A	Southern Miss.	45 67
												191	H	Saint Louis	61 93
												193	H	Hampton	68 72
												217	H	Marshall	67 72
												230	H	N.C. A&T	65 67
												237	A	Furman	57 73
												260	H	Richmond	69 55
												268	H	UTEP	44 70
												269	A	Siena	70 66
												281	H	Western Mich.	59 69
												315	H	FIU	77 55
												325	H	Lafayette	53 49
LAST 12 Division I GAMES:															
191	H	Saint Louis	61 93	120	H	Western Ky.	50 81								
152	H	Bradley	59 80	217	H	Marshall	67 72								
268	H	UTEP	44 70	167	A	Charlotte	47 68								
187	A	Southern Miss.	45 67	76	A	Old Dominion	53 87								
155	A	Louisiana Tech	55 86	56	H	Middle Tenn.	55 74								
315	H	FIU	77 55	127	H	UAB	64 89								

Non-Div I Games:

Fla. Atlantic

Average RPI Win:	207	WON-LOST	WINNING	LAST 10	STRENGTH OF	OPP. STRENGTH	TEAM	ADJ.	CONF.	ADJ CONF.
Average RPI Loss:	91	RECORD	PCT. RANK	GAMES	SCHEDULE	OF SCHEDULE	RPI	RPI	RPI	RPI
DIV. I ONLY	6- 17	300	0- 1	49	78	203	203	5	5	
DIV. I NON-CONF.	4- 9	252	0- 1	125	185	257	257	5	5	
TOTALS	RPI 1-25	RPI 26-50	W-L RECORDS	RPI 51-100	RPI 101-150	RPI 150+				
6- 17	0- 3	1- 3	OVERALL	0- 5	2- 2	3- 4				
6- 6	0- 1	1- 0	HOME	0- 4	2- 0	3- 1				
0- 10	0- 2	0- 2	AWAY	0- 1	0- 2	0- 3				
0- 1	0- 0	0- 1	NEUTRAL	0- 0	0- 0	0- 0				
4- 9	0- 1	0- 2	NON-CONFERENCE	0- 2	1- 1	3- 3				
4- 3	0- 0	0- 0	HOME	0- 2	1- 0	3- 1				
0- 5	0- 1	0- 1	AWAY	0- 0	0- 1	0- 2				
0- 1	0- 0	0- 1	NEUTRAL	0- 0	0- 0	0- 0				
2- 8	0- 2	1- 1	CONFERENCE	0- 3	1- 1	0- 1				
2- 3	0- 1	1- 0	HOME	0- 2	1- 0	0- 0				
0- 5	0- 1	0- 1	AWAY	0- 1	0- 1	0- 1				
0- 0	0- 0	0- 0	NEUTRAL	0- 0	0- 0	0- 0				

RPI 1-25				RPI 26-50				RPI 51-100				RPI 101+				Team's RPI: 203	
RPI	S	Opponent	Score	RPI	S	Opponent	Score	RPI	S	Opponent	Score	RPI	S	Opponent	Score		
7	H	Mississippi St.	42 90	26	A	Kentucky	51 62	63	H	Auburn	56 64	101	A	Ohio St.	41 46		
16	A	South Carolina	40 71	30	N	Utah	58 74	64	A	Tennessee	50 67	128	A	Alabama	67 74		
18	A	Florida St.	56 63	31	H	Missouri	58 56	75	H	Arkansas	73 83	128	H	Alabama	57 55		
				41	A	Indiana	64 83	79	H	Northeastern	66 79	148	H	Texas Tech	72 67		
								82	H	Northwestern	74 83	156	A	Mercer	82 92		
												198	A	Ole Miss	66 76		
												210	A	UNLV	53 56		
												259	H	Gardner-Webb	58 60		
												264	H	Bethune-Cookman	64 53		
												319	H	Charleston So.	70 60		
												349	H	Florida A&M	62 38		
LAST 12 Division I GAMES:																	
210	A	UNLV	53 56	198	A	Ole Miss	66 76										
128	H	Alabama	57 55	31	H	Missouri	58 56										
26	A	Kentucky	51 62	16	A	South Carolina	40 71										
64	A	Tennessee	50 67	63	H	Auburn	56 64										
75	H	Arkansas	73 83	128	A	Alabama	67 74										
7	H	Mississippi St.	42 90	319	H	Charleston So.	70 60										

Non-Div I Games:

Florida

■ Loss, 
 ■ Non-Conf, S Site, 
 ■ Home 
 ■ Away 
 N Neutral



Average RPI Win:	201	WON-LOST	WINNING	LAST 10	STRENGTH OF	OPP. STRENGTH	TEAM	ADJ.	CONF.	ADJ CONF.
Average RPI Loss:	236	RECORD	PCT. RANK	GAMES	SCHEDULE	OF SCHEDULE	RPI	RPI	RPI	RPI
DIV. I ONLY	2- 18	337	0- 1	336	315	349	349	32	32	
DIV. I NON-CONF.	1- 10	330	0- 1	253	215	337	337	32	32	
TOTALS	RPI 1-25	RPI 26-50	W-L RECORDS	RPI 51-100	RPI 101-150	RPI 150+				
2- 18	0- 1	0- 0	OVERALL	1- 1	0- 1	1- 15				
2- 5	0- 0	0- 0	HOME	1- 0	0- 0	1- 5				
0- 10	0- 1	0- 0	AWAY	0- 1	0- 0	0- 8				
0- 3	0- 0	0- 0	NEUTRAL	0- 0	0- 1	0- 2				
1- 10	0- 1	0- 0	NON-CONFERENCE	1- 1	0- 1	0- 7				
1- 1	0- 0	0- 0	HOME	1- 0	0- 0	0- 1				
0- 6	0- 1	0- 0	AWAY	0- 1	0- 0	0- 4				
0- 3	0- 0	0- 0	NEUTRAL	0- 0	0- 1	0- 2				
1- 8	0- 0	0- 0	CONFERENCE	0- 0	0- 0	1- 8				
1- 4	0- 0	0- 0	HOME	0- 0	0- 0	1- 4				
0- 4	0- 0	0- 0	AWAY	0- 0	0- 0	0- 4				
0- 0	0- 0	0- 0	NEUTRAL	0- 0	0- 0	0- 0				

RPI 1-25			RPI 26-50			RPI 51-100			RPI 101+			Team's RPI: 349
RPI	S	Opponent	Score	RPI	S	Opponent	Score	RPI	S	Opponent	Score	
22	A	Miami (FL)	54 103					55	H	Miami (OH)	57 56	
								64	A	Tennessee	31 96	
								137	N	Tulane	34 78	
								179	H	UMES	36 68	
								203	A	Florida	38 62	
								211	A	Stetson	44 69	
								219	A	Howard	68 74	
								226	H	Jacksonville St.	31 62	
								230	H	N.C. A&T	48 56	
								270	A	Norfolk St.	58 60	
								281	N	Western Mich.	50 69	
								283	A	North Florida	53 64	
								303	A	Morgan St.	71 75	
								308	N	Omaha	50 57	
								314	A	Coppin St.	53 73	
								315	A	FIU	54 77	
								343	H	N.C. Central	57 64	
								346	H	Delaware St.	57 52	
								348	H	Savannah St.	50 54	
LAST 12 Division I GAMES:												
308	N	Omaha	50 57	179	H	UMES	36 68					
343	H	N.C. Central	57 64	348	H	Savannah St.	50 54					
230	H	N.C. A&T	48 56	270	A	Norfolk St.	58 60					
303	A	Morgan St.	71 75	219	A	Howard	68 74					
314	A	Coppin St.	53 73	137	N	Tulane	34 78					
346	H	Delaware St.	57 52	22	A	Miami (FL)	54 103					

Non-Div I Games: Edward Waters 70 64

Florida A&amp;M

■ Loss, 
 ■ Non-Conf, 
 ■ S Site, 
 ■ H Home 
 ■ A Away 
 N Neutral

Average RPI Win:	124	WON-LOST	WINNING	LAST 10	STRENGTH OF	OPP. STRENGTH	TEAM	ADJ.	CONF.	ADJ CONF.
Average RPI Loss:	33	RECORD	PCT. RANK	GAMES	SCHEDULE	OF SCHEDULE	RPI	RPI	RPI	RPI
DIV. I ONLY	20- 3	11	1- 0	52	15	18	18	1	1	
DIV. I NON-CONF.	12- 1	11	1- 0	154	61	33	33	1	1	
TOTALS	RPI 1-25	RPI 26-50	W-L RECORDS	RPI 51-100	RPI 101-150	RPI 150+				
20- 3	3- 1	1- 1	OVERALL	5- 1	4- 0	7- 0				
11- 3	2- 1	0- 1	HOME	3- 1	2- 0	4- 0				
7- 0	0- 0	1- 0	AWAY	2- 0	2- 0	2- 0				
2- 0	1- 0	0- 0	NEUTRAL	0- 0	0- 0	1- 0				
12- 1	1- 0	0- 0	NON-CONFERENCE	2- 1	2- 0	7- 0				
7- 1	0- 0	0- 0	HOME	2- 1	1- 0	4- 0				
3- 0	0- 0	0- 0	AWAY	0- 0	1- 0	2- 0				
2- 0	1- 0	0- 0	NEUTRAL	0- 0	0- 0	1- 0				
8- 2	2- 1	1- 1	CONFERENCE	3- 0	2- 0	0- 0				
4- 2	2- 1	0- 1	HOME	1- 0	1- 0	0- 0				
4- 0	0- 0	1- 0	AWAY	2- 0	1- 0	0- 0				
0- 0	0- 0	0- 0	NEUTRAL	0- 0	0- 0	0- 0				

RPI	S	Opponent	Score
3	H	Louisville	49 68
10	H	NC State	75 70
12	N	Iowa	71 67
22	H	Miami (FL)	62 58

RPI	S	Opponent	Score
29	A	North Carolina	64 63
44	H	Clemson	45 57

RPI	S	Opponent	Score
52	H	LSU	45 58
61	H	Duke	66 62
62	A	Virginia Tech	56 54
90	H	Troy	103 67
95	A	Virginia	63 61
99	H	Creighton	71 52

RPI	S	Opponent	Score
109	H	Wake Forest	85 61
112	A	Boston College	91 71
121	H	Penn St.	87 58
123	A	St. John's (NY)	57 53
156	A	Mercer	57 56
157	H	Georgia St.	79 43
190	A	Milwaukee	87 62
203	H	Florida	63 56
225	H	Jacksonville	79 46
283	H	North Florida	74 53
318	N	Eastern Ky.	62 45

## LAST 12 Division I GAMES:

12	N	Iowa	71 67	61	H	Duke	66 62
10	H	NC State	75 70	112	A	Boston College	91 71
109	H	Wake Forest	85 61	44	H	Clemson	45 57
22	H	Miami (FL)	62 58	29	A	North Carolina	64 63
62	A	Virginia Tech	56 54	95	A	Virginia	63 61
3	H	Louisville	49 68	157	H	Georgia St.	79 43

Non-Div I Games:

Florida St.

■ Loss, 
 ■ Non-Conf, S Site, 
 ■ Home 
 ■ Away 
 N Neutral

Average RPI Win: <b>209</b>	WON-LOST	WINNING	LAST 10	STRENGTH OF	OPP. STRENGTH	TEAM	ADJ.	CONF.	ADJ CONF.
Average RPI Loss: <b>102</b>	RECORD	PCT. RANK	GAMES	SCHEDULE	OF SCHEDULE	RPI	RPI	RPI	RPI
DIV. I ONLY	16- 8	89	1- 0	244	89	139	139	17	17
DIV. I NON-CONF.	9- 5	105	1- 0	254	34	145	145	16	16
TOTALS	RPI 1-25	RPI 26-50	W-L RECORDS	RPI 51-100	RPI 101-150	RPI 150+			
16- 8	0- 0	0- 1	OVERALL	2- 2	1- 5	13- 0			
9- 3	0- 0	0- 0	HOME	2- 0	0- 3	7- 0			
5- 4	0- 0	0- 0	AWAY	0- 2	0- 2	5- 0			
2- 1	0- 0	0- 1	NEUTRAL	0- 0	1- 0	1- 0			
9- 5	0- 0	0- 1	NON-CONFERENCE	2- 2	1- 2	6- 0			
6- 1	0- 0	0- 0	HOME	2- 0	0- 1	4- 0			
1- 3	0- 0	0- 0	AWAY	0- 2	0- 1	1- 0			
2- 1	0- 0	0- 1	NEUTRAL	0- 0	1- 0	1- 0			
7- 3	0- 0	0- 0	CONFERENCE	0- 0	0- 3	7- 0			
3- 2	0- 0	0- 0	HOME	0- 0	0- 2	3- 0			
4- 1	0- 0	0- 0	AWAY	0- 0	0- 1	4- 0			
0- 0	0- 0	0- 0	NEUTRAL	0- 0	0- 0	0- 0			

RPI S	Opponent	Score	RPI S	Opponent	Score	RPI S	Opponent	Score	RPI S	Opponent	Score	Team's RPI: 139
32 N	Texas	54 <b>72</b>	56 H	Middle Tenn.	61 49	105 A	Dayton	50 <b>72</b>	113 H	VCU	44 <b>47</b>	
			73 H	Maine	72 64	121 H	Penn St.	55 <b>72</b>	130 A	Pittsburgh	62 <b>65</b>	
			79 A	Northeastern	54 <b>58</b>	141 N	Washington	65 57	146 H	Davidson	56 <b>60</b>	
			93 A	Georgetown	38 <b>58</b>	160 H	Duquesne	57 46	167 H	Charlotte	71 64	
						177 N	Ball St.	78 70	191 A	Saint Louis	56 53	
						191 H	Saint Louis	54 51	194 A	George Washington	50 38	
						215 A	Rhode Island	56 38	260 H	Richmond	60 48	
						265 H	Columbia	68 49	280 A	La Salle	65 54	
						313 H	Manhattan	65 61	327 H	Wagner	80 59	
						332 A	Iona	57 40				
LAST 12 Division I GAMES:												
56 H	Middle Tenn.	61 49	146 H	Davidson	56 <b>60</b>							
32 N	Texas	54 <b>72</b>	215 A	Rhode Island	56 38							
141 N	Washington	65 57	105 A	Dayton	50 <b>72</b>							
191 H	Saint Louis	54 51	113 H	VCU	44 <b>47</b>							
160 H	Duquesne	57 46	191 A	Saint Louis	56 53							
280 A	La Salle	65 54	260 H	Richmond	60 48							

Non-Div I Games:

Fordham

Average RPI Win:	223	WON-LOST	WINNING	LAST 10	STRENGTH OF	OPP. STRENGTH	TEAM	ADJ.	CONF.	ADJ CONF.
Average RPI Loss:	74	RECORD	PCT. RANK	GAMES	SCHEDULE	OF SCHEDULE	RPI	RPI	RPI	RPI
DIV. I ONLY	12- 7	105	1- 0	180	115	117	117	15	15	
DIV. I NON-CONF.	5- 4	139	0- 0	190	60	127	127	13	13	
TOTALS	RPI 1-25	RPI 26-50	W-L RECORDS	RPI 51-100	RPI 101-150	RPI 150+				
12- 7	0- 1	0- 2	OVERALL	1- 3	0- 0	11- 1				
7- 2	0- 0	0- 1	HOME	1- 1	0- 0	6- 0				
5- 5	0- 1	0- 1	AWAY	0- 2	0- 0	5- 1				
0- 0	0- 0	0- 0	NEUTRAL	0- 0	0- 0	0- 0				
5- 4	0- 1	0- 1	NON-CONFERENCE	1- 1	0- 0	4- 1				
4- 0	0- 0	0- 0	HOME	1- 0	0- 0	3- 0				
1- 4	0- 1	0- 1	AWAY	0- 1	0- 0	1- 1				
0- 0	0- 0	0- 0	NEUTRAL	0- 0	0- 0	0- 0				
7- 3	0- 0	0- 1	CONFERENCE	0- 2	0- 0	7- 0				
3- 2	0- 0	0- 1	HOME	0- 1	0- 0	3- 0				
4- 1	0- 0	0- 0	AWAY	0- 1	0- 0	4- 0				
0- 0	0- 0	0- 0	NEUTRAL	0- 0	0- 0	0- 0				

RPI 1-25				RPI 26-50				RPI 51-100				RPI 101+				Team's RPI: 117	
RPI	S	Opponent	Score	RPI	S	Opponent	Score	RPI	S	Opponent	Score	RPI	S	Opponent	Score		
17	A	Arizona St.	52 68	47	A	UCLA	80 89	51	A	New Mexico	73 82	176	H	Santa Clara	80 53		
				50	H	Wyoming	56 63	54	A	Southern California	61 62	190	H	Milwaukee	65 48		
								57	H	Boise St.	60 72	199	A	Eastern Wash.	68 58		
								96	H	UT Arlington	70 61	206	A	Utah St.	64 53		
												206	H	Utah St.	70 59		
												216	A	San Diego St.	87 81		
												242	A	Nevada	79 63		
												244	A	Northern Ariz.	73 86		
												247	A	Colorado St.	66 55		
												247	H	Colorado St.	57 54		
												323	H	Cal Poly	76 58		
												328	H	San Jose St.	77 48		
LAST 12 Division I GAMES:																	
206	A	Utah St.	64 53	242	A	Nevada	79 63										
51	A	New Mexico	73 82	206	H	Utah St.	70 59										
50	H	Wyoming	56 63	247	A	Colorado St.	66 55										
247	H	Colorado St.	57 54	328	H	San Jose St.	77 48										
216	A	San Diego St.	87 81	17	A	Arizona St.	52 68										
57	H	Boise St.	60 72	176	H	Santa Clara	80 53										

Non-Div I Games: Stanislaus St. 86 51 Fresno Pacific 90 51

Fresno St.

Average RPI Win: <b>295</b>	WON-LOST	WINNING	LAST 10	STRENGTH OF	OPP. STRENGTH	TEAM	ADJ.	CONF.	ADJ CONF.
Average RPI Loss: <b>138</b>	RECORD	PCT. RANK	GAMES	SCHEDULE	OF SCHEDULE	RPI	RPI	RPI	RPI
DIV. I ONLY	<b>12- 9</b>	<b>132</b>	<b>1- 0</b>	<b>332</b>	<b>216</b>	<b>237</b>	<b>237</b>	<b>27</b>	<b>27</b>
DIV. I NON-CONF.	<b>7- 6</b>	<b>153</b>	<b>0- 0</b>	<b>276</b>	<b>216</b>	<b>209</b>	<b>209</b>	<b>25</b>	<b>25</b>
TOTALS	RPI 1-25	RPI 26-50	W-L RECORDS	RPI 51-100	RPI 101-150	RPI 150+			
12- 9	0- 2	0- 0	OVERALL	0- 1	0- 2	12- 4			
9- 2	0- 0	0- 0	HOME	0- 1	0- 0	9- 1			
2- 6	0- 2	0- 0	AWAY	0- 0	0- 2	2- 2			
1- 1	0- 0	0- 0	NEUTRAL	0- 0	0- 0	1- 1			
7- 6	0- 2	0- 0	NON-CONFERENCE	0- 1	0- 1	7- 2			
5- 1	0- 0	0- 0	HOME	0- 1	0- 0	5- 0			
1- 4	0- 2	0- 0	AWAY	0- 0	0- 1	1- 1			
1- 1	0- 0	0- 0	NEUTRAL	0- 0	0- 0	1- 1			
5- 3	0- 0	0- 0	CONFERENCE	0- 0	0- 1	5- 2			
4- 1	0- 0	0- 0	HOME	0- 0	0- 0	4- 1			
1- 2	0- 0	0- 0	AWAY	0- 0	0- 1	1- 1			
0- 0	0- 0	0- 0	NEUTRAL	0- 0	0- 0	0- 0			

RPI 1-25			RPI 26-50			RPI 51-100			RPI 101+ Team's RPI: 237		
RPI	S	Opponent	Score	RPI	S	Opponent	Score	RPI	S	Opponent	Score
7	A	Mississippi St.	41 <b>106</b>					106	A	Georgia	38 <b>61</b>
16	A	South Carolina	53 <b>66</b>					131	A	Chattanooga	53 <b>73</b>
								156	H	Mercer	60 <b>75</b>
								195	H	UNC Asheville	58 47
								224	N	Western Ill.	78 <b>85</b>
								252	A	ETSU	70 <b>75</b>
								259	H	Gardner-Webb	70 57
								261	H	Samford	57 36
								288	H	Wofford	63 50
								289	A	Col. of Charleston	70 67
								293	H	Fla. Atlantic	73 57
								296	A	Kennesaw St.	63 <b>74</b>
								306	H	UNC Greensboro	64 61
								311	N	Fairfield	77 70
								334	H	Presbyterian	76 68
								336	A	Western Caro.	53 28
								336	H	Western Caro.	65 55
								337	H	USC Upstate	78 67
LAST 12 Division I GAMES:											
336	A	Western Caro.	53 28	336	H	Western Caro.	65 55				
156	H	Mercer	60 <b>75</b>	306	H	UNC Greensboro	64 61				
261	H	Samford	57 36	334	H	Presbyterian	76 68				
288	H	Wofford	63 50	16	A	South Carolina	53 <b>66</b>				
131	A	Chattanooga	53 <b>73</b>	224	N	Western Ill.	78 <b>85</b>				
252	A	ETSU	70 <b>75</b>	311	N	Fairfield	77 70				

Non-Div I Games: Coker 71 42 North Greenville 74 **78**

Furman

Loss, Non-Conf, S Site, H Home A Away N Neutral

## Ga. Southern

Through Games Of Feb. 7, 2019

Average RPI Win:	275	WON-LOST	WINNING	LAST 10	STRENGTH OF	OPP. STRENGTH	TEAM	ADJ.	CONF.	ADJ CONF.
Average RPI Loss:	169	RECORD	PCT. RANK	GAMES	SCHEDULE	OF SCHEDULE	RPI	RPI	RPI	RPI
DIV. I ONLY	6- 14	275	1- 0	210	314	279	279	12	12	
DIV. I NON-CONF.	4- 6	212	0- 0	263	346	260	260	15	15	
TOTALS	RPI 1-25	RPI 26-50	W-L RECORDS	RPI 51-100	RPI 101-150	RPI 150+				
6- 14	0- 0	0- 0	OVERALL	0- 4	0- 2	6- 8				
3- 7	0- 0	0- 0	HOME	0- 2	0- 1	3- 4				
3- 7	0- 0	0- 0	AWAY	0- 2	0- 1	3- 4				
0- 0	0- 0	0- 0	NEUTRAL	0- 0	0- 0	0- 0				
4- 6	0- 0	0- 0	NON-CONFERENCE	0- 1	0- 1	4- 4				
2- 2	0- 0	0- 0	HOME	0- 0	0- 0	2- 2				
2- 4	0- 0	0- 0	AWAY	0- 1	0- 1	2- 2				
0- 0	0- 0	0- 0	NEUTRAL	0- 0	0- 0	0- 0				
2- 8	0- 0	0- 0	CONFERENCE	0- 3	0- 1	2- 4				
1- 5	0- 0	0- 0	HOME	0- 2	0- 1	1- 2				
1- 3	0- 0	0- 0	AWAY	0- 1	0- 0	1- 2				
0- 0	0- 0	0- 0	NEUTRAL	0- 0	0- 0	0- 0				

RPI 1-25				RPI 26-50				RPI 51-100				RPI 101+				Team's RPI: 279
RPI	S	Opponent	Score	RPI	S	Opponent	Score	RPI	S	Opponent	Score	RPI	S	Opponent	Score	
								62	A	Virginia Tech	49 78	106	A	Georgia	38 81	
								90	H	Troy	81 97	115	H	South Alabama	53 69	
								96	A	UT Arlington	48 81	156	H	Mercer	72 79	
								96	H	UT Arlington	53 74	157	H	Georgia St.	66 83	
												162	A	Stony Brook	43 72	
												175	A	Texas St.	65 55	
												175	H	Texas St.	52 64	
												256	A	Louisiana	48 59	
												256	H	Louisiana	79 71	
												264	H	Bethune-Cookman	77 76	
												272	H	Winthrop	64 55	
												288	H	Wofford	65 81	
												296	A	Kennesaw St.	59 78	
												312	A	La.-Monroe	57 58	
												334	A	Presbyterian	69 68	
												348	A	Savannah St.	82 71	
LAST 12 Division I GAMES:																
256	H	Louisiana	79 71	256	A	Louisiana	48 59									
157	H	Georgia St.	66 83	312	A	La.-Monroe	57 58									
175	A	Texas St.	65 55	96	H	UT Arlington	53 74									
96	A	UT Arlington	48 81	175	H	Texas St.	52 64									
115	H	South Alabama	53 69	106	A	Georgia	38 81									
90	H	Troy	81 97	272	H	Winthrop	64 55									

Non-Div I Games: Coastal Ga. 68 46

Ga. Southern

■ Loss, 
 ■ Non-Conf, S Site, 
 ■ Home 
 ■ Away 
 N Neutral

Average RPI Win:	266	WON-LOST	WINNING	LAST 10	STRENGTH OF	OPP. STRENGTH	TEAM	ADJ.	CONF.	ADJ CONF.
Average RPI Loss:	199	RECORD	PCT. RANK	GAMES	SCHEDULE	OF SCHEDULE	RPI	RPI	RPI	RPI
DIV. I ONLY	8- 11	223	0- 1	274	332	259	259	28	28	
DIV. I NON-CONF.	3- 6	241	0- 0	221	310	247	247	29	29	
TOTALS	RPI 1-25	RPI 26-50	W-L RECORDS	RPI 51-100	RPI 101-150	RPI 150+				
8- 11	0- 0	0- 0	OVERALL	0- 1	1- 3	7- 7				
4- 4	0- 0	0- 0	HOME	0- 0	1- 2	3- 2				
4- 7	0- 0	0- 0	AWAY	0- 1	0- 1	4- 5				
0- 0	0- 0	0- 0	NEUTRAL	0- 0	0- 0	0- 0				
3- 6	0- 0	0- 0	NON-CONFERENCE	0- 1	1- 1	2- 4				
1- 2	0- 0	0- 0	HOME	0- 0	1- 1	0- 1				
2- 4	0- 0	0- 0	AWAY	0- 1	0- 0	2- 3				
0- 0	0- 0	0- 0	NEUTRAL	0- 0	0- 0	0- 0				
5- 5	0- 0	0- 0	CONFERENCE	0- 0	0- 2	5- 3				
3- 2	0- 0	0- 0	HOME	0- 0	0- 1	3- 1				
2- 3	0- 0	0- 0	AWAY	0- 0	0- 1	2- 2				
0- 0	0- 0	0- 0	NEUTRAL	0- 0	0- 0	0- 0				

RPI S	Opponent	Score	RPI S	Opponent	Score	RPI S	Opponent	Score	RPI S	Opponent	Score	Team's RPI: 259
						85	A Drexel	48 65	114	A Radford	69 79	
									122	H Morehead St.	69 84	
									124	H High Point	61 78	
									146	H Davidson	54 49	
									159	A Delaware	45 69	
									193	A Hampton	80 82	
									195	H UNC Asheville	69 59	
									203	A Florida	60 58	
									237	A Furman	57 70	
									248	H Mt. St. Mary's	62 69	
									254	A Campbell	52 38	
									272	H Winthrop	62 64	
									288	A Wofford	53 59	
									319	H Charleston So.	75 65	
									334	A Presbyterian	66 58	
									336	A Western Caro.	62 52	
									337	H USC Upstate	92 72	
									342	A Longwood	79 85	
LAST 12 Division I GAMES:												
			114	A Radford	69 79		334	A Presbyterian	66 58			
			342	A Longwood	79 85		124	H High Point	61 78			
			319	H Charleston So.	75 65		195	H UNC Asheville	69 59			
			193	A Hampton	80 82		254	A Campbell	52 38			
			337	H USC Upstate	92 72		336	A Western Caro.	62 52			
			272	H Winthrop	62 64		159	A Delaware	45 69			

Non-Div I Games: Converse 79 51 Warren Wilson 100 37 Pfeiffer 82 46

Gardner-Webb

Loss, Non-Conf, S Site, H Home A Away N Neutral

## George Mason

Through Games Of Feb. 7, 2019

Average RPI Win:	228	WON-LOST	WINNING	LAST 10	STRENGTH OF	OPP. STRENGTH	TEAM	ADJ.	CONF.	ADJ CONF.
Average RPI Loss:	158	RECORD	PCT. RANK	GAMES	SCHEDULE	OF SCHEDULE	RPI	RPI	RPI	RPI
DIV. I ONLY	12- 10	146	1- 0	322	128	204	204	17	17	
DIV. I NON-CONF.	8- 5	120	0- 0	304	151	186	186	16	16	
TOTALS	RPI 1-25	RPI 26-50	W-L RECORDS	RPI 51-100	RPI 101-150	RPI 150+				
12- 10	0- 0	0- 0	OVERALL	0- 1	0- 4	12- 5				
7- 3	0- 0	0- 0	HOME	0- 0	0- 1	7- 2				
5- 7	0- 0	0- 0	AWAY	0- 1	0- 3	5- 3				
0- 0	0- 0	0- 0	NEUTRAL	0- 0	0- 0	0- 0				
8- 5	0- 0	0- 0	NON-CONFERENCE	0- 1	0- 3	8- 1				
5- 1	0- 0	0- 0	HOME	0- 0	0- 1	5- 0				
3- 4	0- 0	0- 0	AWAY	0- 1	0- 2	3- 1				
0- 0	0- 0	0- 0	NEUTRAL	0- 0	0- 0	0- 0				
4- 5	0- 0	0- 0	CONFERENCE	0- 0	0- 1	4- 4				
2- 2	0- 0	0- 0	HOME	0- 0	0- 0	2- 2				
2- 3	0- 0	0- 0	AWAY	0- 0	0- 1	2- 2				
0- 0	0- 0	0- 0	NEUTRAL	0- 0	0- 0	0- 0				

RPI 1-25			RPI 26-50			RPI 51-100			RPI 101+			Team's RPI: 204
RPI	S	Opponent	Score	RPI	S	Opponent	Score	RPI	S	Opponent	Score	
						94 A American	71 86	110 A Kansas			56 77	
								111 H Houston			56 66	
								141 A Washington			52 81	
								146 A Davidson			59 67	
								159 H Delaware			72 46	
								160 H Duquesne			57 60	
								179 H UMES			70 49	
								191 A Saint Louis			53 60	
								194 A George Washington			64 60	
								194 H George Washington			61 46	
								196 A Massachusetts			70 52	
								205 A St. Bonaventure			55 64	
								205 H St. Bonaventure			57 68	
								215 H Rhode Island			75 69	
								219 A Howard			59 73	
								220 A UMKC			91 84	
								228 H Colgate			64 61	
								249 A Air Force			78 71	
								289 H Col. of Charleston			66 52	
								299 H Loyola Maryland			70 38	
								318 A Eastern Ky.			91 75	
LAST 12 Division I GAMES:												
194 H		George Washington	61 46	160 H		Duquesne	57 60					
205 A		St. Bonaventure	55 64	205 H		St. Bonaventure	57 68					
191 A		Saint Louis	53 60	146 A		Davidson	59 67					
215 H		Rhode Island	75 69	289 H		Col. of Charleston	66 52					
194 A		George Washington	64 60	179 H		UMES	70 49					
196 A		Massachusetts	70 52	111 H		Houston	56 66					

Non-Div I Games:

George Mason

■ Loss, 
 ■ Non-Conf, 
 ■ S Site, 
 ■ H Home 
 ■ A Away 
 N Neutral



Average RPI Win:	162	WON-LOST	WINNING	LAST 10	STRENGTH OF	OPP. STRENGTH	TEAM	ADJ.	CONF.	ADJ CONF.
Average RPI Loss:	136	RECORD	PCT. RANK	GAMES	SCHEDULE	OF SCHEDULE	RPI	RPI	RPI	RPI
DIV. I ONLY	8- 15	255	0- 1	81	145	194	194	17	17	
DIV. I NON-CONF.	3- 10	278	0- 0	47	77	226	226	16	16	
TOTALS	RPI 1-25	RPI 26-50	W-L RECORDS	RPI 51-100	RPI 101-150	RPI 150+				
8- 15	0- 2	0- 3	OVERALL	1- 0	3- 4	4- 6				
5- 7	0- 1	0- 1	HOME	1- 0	3- 2	1- 3				
3- 6	0- 0	0- 1	AWAY	0- 0	0- 2	3- 3				
0- 2	0- 1	0- 1	NEUTRAL	0- 0	0- 0	0- 0				
3- 10	0- 2	0- 3	NON-CONFERENCE	1- 0	1- 2	1- 3				
3- 4	0- 1	0- 1	HOME	1- 0	1- 0	1- 2				
0- 4	0- 0	0- 1	AWAY	0- 0	0- 2	0- 1				
0- 2	0- 1	0- 1	NEUTRAL	0- 0	0- 0	0- 0				
5- 5	0- 0	0- 0	CONFERENCE	0- 0	2- 2	3- 3				
2- 3	0- 0	0- 0	HOME	0- 0	2- 2	0- 1				
3- 2	0- 0	0- 0	AWAY	0- 0	0- 0	3- 2				
0- 0	0- 0	0- 0	NEUTRAL	0- 0	0- 0	0- 0				

RPI S	Opponent	Score	RPI S	Opponent	Score	RPI S	Opponent	Score	RPI S	Opponent	Score	Team's RPI: 194
10 N	NC State	61 69	37 H	Villanova	45 60	80 H	Princeton	64 49	105 H	Dayton	46 45	
19 H	Maryland	30 69	40 A	James Madison	37 50				113 H	VCU	57 48	
			49 N	Georgia Tech	55 70				118 H	Towson	76 63	
									136 A	South Fla.	30 63	
									139 H	Fordham	38 50	
									146 H	Davidson	42 62	
									149 A	William & Mary	59 73	
									156 H	Mercer	53 61	
									160 A	Duquesne	55 54	
									191 A	Saint Louis	44 60	
									204 A	George Mason	46 61	
									204 H	George Mason	60 64	
									215 A	Rhode Island	64 59	
									223 H	Memphis	51 38	
									233 H	Monmouth	51 55	
									280 A	La Salle	67 59	
									332 A	Iona	43 52	
LAST 12 Division I GAMES:												
204 A	George Mason	46 61	280 A	La Salle	67 59							
191 A	Saint Louis	44 60	105 H	Dayton	46 45							
146 H	Davidson	42 62	215 A	Rhode Island	64 59							
160 A	Duquesne	55 54	139 H	Fordham	38 50							
113 H	VCU	57 48	223 H	Memphis	51 38							
204 H	George Mason	60 64	149 A	William & Mary	59 73							

Non-Div I Games:

George Washington

■ Loss, 
 ■ Non-Conf, 
 ■ S Site, 
 ■ H Home 
 ■ A Away 
 N Neutral

Average RPI Win: 154		WON-LOST	WINNING	LAST 10	STRENGTH OF		OPP. STRENGTH	TEAM	ADJ.	CONF.	ADJ CONF.
Average RPI Loss: 55		RECORD	PCT. RANK	GAMES	SCHEDULE		OF SCHEDULE	RPI	RPI	RPI	RPI
DIV. I ONLY		11- 11	159	1- 0	22		55	93	93	6	6
DIV. I NON-CONF.		6- 5	143	0- 0	25		69	76	76	4	4
TOTALS		RPI 1-25	RPI 26-50		W-L RECORDS		RPI 51-100	RPI 101-150		RPI 150+	
11- 11	0- 4	1- 3		OVERALL		3- 1	2- 3		5- 0		
8- 5	0- 2	1- 2		HOME		2- 0	2- 1		3- 0		
3- 4	0- 0	0- 1		AWAY		1- 1	0- 2		2- 0		
0- 2	0- 2	0- 0		NEUTRAL		0- 0	0- 0		0- 0		
6- 5	0- 3	0- 1		NON-CONFERENCE		0- 0	2- 1		4- 0		
4- 2	0- 1	0- 0		HOME		0- 0	2- 1		2- 0		
2- 1	0- 0	0- 1		AWAY		0- 0	0- 0		2- 0		
0- 2	0- 2	0- 0		NEUTRAL		0- 0	0- 0		0- 0		
5- 6	0- 1	1- 2		CONFERENCE		3- 1	0- 2		1- 0		
4- 3	0- 1	1- 2		HOME		2- 0	0- 0		1- 0		
1- 3	0- 0	0- 0		AWAY		1- 1	0- 2		0- 0		
0- 0	0- 0	0- 0		NEUTRAL		0- 0	0- 0		0- 0		

RPI S	Opponent	Score	RPI S	Opponent	Score	RPI S	Opponent	Score	Team's RPI: 93	RPI S	Opponent	Score
2 N	Baylor	46 67	36 H	DePaul	64 69	99 A	Creighton	38 65		104 A	Seton Hall	63 76
8 H	Marquette	62 72	37 H	Villanova	68 63	99 H	Creighton	62 53		113 H	VCU	45 47
10 H	NC State	65 76	40 A	James Madison	57 69	100 A	Providence	68 52		123 A	St. John's (NY)	51 59
24 N	Buffalo	64 73	45 H	Butler	50 59	100 H	Providence	61 56		130 H	Pittsburgh	70 41
LAST 12 Division I GAMES:												
			100 H	Providence	61 56	36 H	DePaul	64 69		139 H	Fordham	58 38
			99 H	Creighton	62 53	99 A	Creighton	38 65		170 H	Xavier	68 61
			104 A	Seton Hall	63 76	100 A	Providence	68 52		179 H	UMES	74 55
			123 A	St. John's (NY)	51 59	45 H	Butler	50 59		186 A	Rider	79 49
			37 H	Villanova	68 63	170 H	Xavier	68 61		260 A	Richmond	73 53
			8 H	Marquette	62 72	186 A	Rider	79 49		299 H	Loyola Maryland	45 30

Non-Div I Games:

Georgetown

■ Loss, 
 ■ Non-Conf, 
 S Site, 
 ■ Home 
 ■ Away 
 N Neutral

Average RPI Win:	215	WON-LOST	WINNING	LAST 10	STRENGTH OF	OPP. STRENGTH	TEAM	ADJ.	CONF.	ADJ CONF.
Average RPI Loss:	45	RECORD	PCT. RANK	GAMES	SCHEDULE	OF SCHEDULE	RPI	RPI	RPI	RPI
DIV. I ONLY	13- 9	121	0- 1	85	88	106	106	5	5	
DIV. I NON-CONF.	9- 4	85	0- 0	241	233	141	141	5	5	
TOTALS	RPI 1-25	RPI 26-50	W-L RECORDS	RPI 51-100	RPI 101-150	RPI 150+				
13- 9	0- 3	0- 4	OVERALL	3- 1	0- 1	10- 0				
10- 2	0- 1	0- 0	HOME	2- 0	0- 1	8- 0				
2- 6	0- 1	0- 4	AWAY	1- 1	0- 0	1- 0				
1- 1	0- 1	0- 0	NEUTRAL	0- 0	0- 0	1- 0				
9- 4	0- 1	0- 3	NON-CONFERENCE	0- 0	0- 0	9- 0				
8- 0	0- 0	0- 0	HOME	0- 0	0- 0	8- 0				
0- 3	0- 0	0- 3	AWAY	0- 0	0- 0	0- 0				
1- 1	0- 1	0- 0	NEUTRAL	0- 0	0- 0	1- 0				
4- 5	0- 2	0- 1	CONFERENCE	3- 1	0- 1	1- 0				
2- 2	0- 1	0- 0	HOME	2- 0	0- 1	0- 0				
2- 3	0- 1	0- 1	AWAY	1- 1	0- 0	1- 0				
0- 0	0- 0	0- 0	NEUTRAL	0- 0	0- 0	0- 0				

RPI 1-25				RPI 26-50				RPI 51-100				RPI 101+ Team's RPI: 106			
RPI	S	Opponent	Score	RPI	S	Opponent	Score	RPI	S	Opponent	Score	RPI	S	Opponent	Score
7	A	Mississippi St.	71 80	31	A	Missouri	35 61	52	H	LSU	63 50	128	H	Alabama	53 58
19	N	Maryland	51 58	37	A	Villanova	56 62	63	A	Auburn	58 59	156	H	Mercer	67 60
21	H	Texas A&M	66 76	47	A	UCLA	69 80	64	H	Tennessee	66 62	174	A	Vanderbilt	71 64
				49	A	Georgia Tech	53 63	75	A	Arkansas	80 72	205	H	St. Bonaventure	67 40
												237	H	Furman	61 38
												272	H	Winthrop	85 39
												279	H	Ga. Southern	81 38
												303	N	Morgan St.	60 33
												319	H	Charleston So.	83 75
												329	H	Lipscomb	77 45
												334	H	Presbyterian	83 59
LAST 12 Division I GAMES:															
63	A	Auburn	58 59	7	A	Mississippi St.	71 80	174	A	Vanderbilt	71 64	52	H	LSU	63 50
75	A	Arkansas	80 72	334	H	Presbyterian	83 59	279	H	Ga. Southern	81 38	329	H	Lipscomb	77 45
128	H	Alabama	53 58	31	A	Missouri	35 61								
21	H	Texas A&M	66 76	64	H	Tennessee	66 62								

Non-Div I Games:

Georgia

Average RPI Win:	257	WON-LOST	WINNING	LAST 10	STRENGTH OF	OPP. STRENGTH	TEAM	ADJ.	CONF.	ADJ CONF.
Average RPI Loss:	114	RECORD	PCT. RANK	GAMES	SCHEDULE	OF SCHEDULE	RPI	RPI	RPI	RPI
DIV. I ONLY	12- 9	132	1- 0	199	246	157	157	12	12	
DIV. I NON-CONF.	6- 5	143	0- 0	224	246	175	175	15	15	
TOTALS	RPI 1-25	RPI 26-50	W-L RECORDS	RPI 51-100	RPI 101-150	RPI 150+				
12- 9	0- 1	0- 2	OVERALL	2- 2	0- 1	10- 3				
7- 3	0- 0	0- 1	HOME	2- 0	0- 1	5- 1				
5- 6	0- 1	0- 1	AWAY	0- 2	0- 0	5- 2				
0- 0	0- 0	0- 0	NEUTRAL	0- 0	0- 0	0- 0				
6- 5	0- 1	0- 2	NON-CONFERENCE	0- 1	0- 0	6- 1				
4- 1	0- 0	0- 1	HOME	0- 0	0- 0	4- 0				
2- 4	0- 1	0- 1	AWAY	0- 1	0- 0	2- 1				
0- 0	0- 0	0- 0	NEUTRAL	0- 0	0- 0	0- 0				
6- 4	0- 0	0- 0	CONFERENCE	2- 1	0- 1	4- 2				
3- 2	0- 0	0- 0	HOME	2- 0	0- 1	1- 1				
3- 2	0- 0	0- 0	AWAY	0- 1	0- 0	3- 1				
0- 0	0- 0	0- 0	NEUTRAL	0- 0	0- 0	0- 0				

RPI 1-25				RPI 26-50				RPI 51-100				RPI 101+ Team's RPI: 157			
RPI	S	Opponent	Score	RPI	S	Opponent	Score	RPI	S	Opponent	Score	RPI	S	Opponent	Score
18	A	Florida St.	43 79	34	A	Rice	49 66	56	A	Middle Tenn.	54 69	115	H	South Alabama	59 68
				49	H	Georgia Tech	71 78	90	H	Troy	84 80	175	A	Texas St.	57 34
								96	A	UT Arlington	45 69	175	H	Texas St.	60 69
								96	H	UT Arlington	50 48	226	A	Jacksonville St.	56 61
												256	A	Louisiana	54 57
												264	H	Bethune-Cookman	62 57
												279	A	Ga. Southern	83 66
												293	A	Fla. Atlantic	75 59
												296	H	Kennesaw St.	79 73
												306	H	UNC Greensboro	70 63
												312	A	La.-Monroe	56 41
												312	H	La.-Monroe	68 46
												315	A	FIU	67 61
												343	H	N.C. Central	65 54
LAST 12 Division I GAMES:															
312	H	La.-Monroe	68 46	312	A	La.-Monroe	56 41								
279	A	Ga. Southern	83 66	256	A	Louisiana	54 57								
96	A	UT Arlington	45 69	175	H	Texas St.	60 69								
175	A	Texas St.	57 34	96	H	UT Arlington	50 48								
90	H	Troy	84 80	18	A	Florida St.	43 79								
115	H	South Alabama	59 68	264	H	Bethune-Cookman	62 57								

Non-Div I Games:

Georgia St.

■ Loss, 
 ■ Non-Conf, S Site, 
 ■ Home 
 ■ Away 
 N Neutral

Average RPI Win:	162	WON-LOST	WINNING	LAST 10	STRENGTH OF	OPP. STRENGTH	TEAM	ADJ.	CONF.	ADJ CONF.
Average RPI Loss:	36	RECORD	PCT. RANK	GAMES	SCHEDULE	OF SCHEDULE	RPI	RPI	RPI	RPI
DIV. I ONLY	14- 9	113	1- 0	37	16	49	49	1	1	
DIV. I NON-CONF.	10- 3	59	0- 0	160	149	60	60	1	1	
TOTALS	RPI 1-25	RPI 26-50	W-L RECORDS	RPI 51-100	RPI 101-150	RPI 150+				
14- 9	1- 5	0- 2	OVERALL	2- 0	5- 2	6- 0				
9- 2	1- 2	0- 0	HOME	1- 0	3- 0	4- 0				
2- 6	0- 3	0- 2	AWAY	0- 0	1- 1	1- 0				
3- 1	0- 0	0- 0	NEUTRAL	1- 0	1- 1	1- 0				
10- 3	0- 1	0- 0	NON-CONFERENCE	1- 0	3- 2	6- 0				
6- 0	0- 0	0- 0	HOME	0- 0	2- 0	4- 0				
1- 2	0- 1	0- 0	AWAY	0- 0	0- 1	1- 0				
3- 1	0- 0	0- 0	NEUTRAL	1- 0	1- 1	1- 0				
4- 6	1- 4	0- 2	CONFERENCE	1- 0	2- 0	0- 0				
3- 2	1- 2	0- 0	HOME	1- 0	1- 0	0- 0				
1- 4	0- 2	0- 2	AWAY	0- 0	1- 0	0- 0				
0- 0	0- 0	0- 0	NEUTRAL	0- 0	0- 0	0- 0				

RPI 1-25				RPI 26-50				Team's RPI: 49	RPI 51-100				RPI 101+			
RPI	S	Opponent	Score	RPI	S	Opponent	Score		RPI	S	Opponent	Score	RPI	S	Opponent	Score
1	A	Notre Dame	50 90	29	A	North Carolina	90 91		61	H	Duke	70 64	104	N	Seton Hall	84 73
1	H	Notre Dame	55 76	44	A	Clemson	61 71		98	N	Idaho St.	74 51	105	N	Dayton	66 85
3	A	Louisville	44 61										106	H	Georgia	63 53
9	H	Syracuse	65 55										111	A	Houston	89 95
10	H	NC State	60 68										112	A	Boston College	81 76
19	A	Maryland	54 67										130	H	Pittsburgh	67 55
													135	H	Appalachian St.	71 53
													157	A	Georgia St.	78 71
													194	N	George Washington	70 55
													236	H	Alabama St.	69 42
													288	H	Wofford	81 40
													296	H	Kennesaw St.	60 35
													336	H	Western Caro.	84 49
LAST 12 Division I GAMES:																
130	H	Pittsburgh	67 55	3	A	Louisville	44 61									
1	A	Notre Dame	50 90	61	H	Duke	70 64									
29	A	North Carolina	90 91	1	H	Notre Dame	55 76									
10	H	NC State	60 68	112	A	Boston College	81 76									
9	H	Syracuse	65 55	288	H	Wofford	81 40									
44	A	Clemson	61 71	105	N	Dayton	66 85									

Non-Div I Games:

Georgia Tech

■ Loss, 
■ Non-Conf, S Site, 
■ Home 
■ Away 
N Neutral

Average RPI Win:	125	WON-LOST	WINNING	LAST 10	STRENGTH OF	OPP. STRENGTH	TEAM	ADJ.	CONF.	ADJ CONF.
Average RPI Loss:	20	RECORD	PCT. RANK	GAMES	SCHEDULE	OF SCHEDULE	RPI	RPI	RPI	RPI
DIV. I ONLY	21- 2	5	1- 0	56	25	13	13	8	8	
DIV. I NON-CONF.	11- 1	13	1- 0	64	4	12	12	7	7	
TOTALS	RPI 1-25	RPI 26-50	W-L RECORDS	RPI 51-100	RPI 101-150	RPI 150+				
21- 2	2- 1	2- 1	OVERALL	5- 0	5- 0	7- 0				
11- 0	1- 0	1- 0	HOME	3- 0	2- 0	4- 0				
8- 1	0- 0	1- 1	AWAY	2- 0	2- 0	3- 0				
2- 1	1- 1	0- 0	NEUTRAL	0- 0	1- 0	0- 0				
11- 1	2- 1	0- 0	NON-CONFERENCE	3- 0	3- 0	3- 0				
6- 0	1- 0	0- 0	HOME	2- 0	2- 0	1- 0				
3- 0	0- 0	0- 0	AWAY	1- 0	0- 0	2- 0				
2- 1	1- 1	0- 0	NEUTRAL	0- 0	1- 0	0- 0				
10- 1	0- 0	2- 1	CONFERENCE	2- 0	2- 0	4- 0				
5- 0	0- 0	1- 0	HOME	1- 0	0- 0	3- 0				
5- 1	0- 0	1- 1	AWAY	1- 0	2- 0	1- 0				
0- 0	0- 0	0- 0	NEUTRAL	0- 0	0- 0	0- 0				

RPI 1-25				RPI 26-50				RPI 51-100				RPI 101+			
RPI	S	Opponent	Score	RPI	S	Opponent	Score	RPI	S	Opponent	Score	RPI	S	Opponent	Score
1	N	Notre Dame	65 81	39	A	BYU	68 70	68	A	Missouri St.	70 67	102	A	Loyola Marymount	78 53
4	H	Stanford	79 73	43	A	Saint Mary's (CA)	66 52	78	A	Pacific	63 51	120	N	Western Ky.	76 55
15	N	Rutgers	57 40	43	H	Saint Mary's (CA)	74 62	78	H	Pacific	88 65	126	H	Washington St.	76 53
								91	H	Idaho	88 51	133	A	Pepperdine	79 54
								98	H	Idaho St.	70 51	147	H	Montana	76 52
												163	H	Portland	97 71
												176	H	Santa Clara	78 61
												199	A	Eastern Wash.	63 51
												210	A	UNLV	70 59
												234	H	San Francisco	78 51
												247	H	Colorado St.	50 39
												257	A	San Diego	86 61
LAST 12 Division I GAMES:															
120	N	Western Ky.	76 55	257	A	San Diego	86 61								
15	N	Rutgers	57 40	39	A	BYU	68 70								
43	A	Saint Mary's (CA)	66 52	163	H	Portland	97 71								
78	A	Pacific	63 51	78	H	Pacific	88 65								
176	H	Santa Clara	78 61	43	H	Saint Mary's (CA)	74 62								
234	H	San Francisco	78 51	133	A	Pepperdine	79 54								

Non-Div I Games:

Gonzaga

Average RPI Win: <b>237</b>	WON-LOST	WINNING	LAST 10	STRENGTH OF	OPP. STRENGTH	TEAM	ADJ.	CONF.	ADJ CONF.
Average RPI Loss: <b>157</b>	RECORD	PCT. RANK	GAMES	SCHEDULE	OF SCHEDULE	RPI	RPI	RPI	RPI
DIV. I ONLY	<b>9- 12</b>	<b>218</b>	<b>0- 1</b>	<b>228</b>	<b>228</b>	<b>202</b>	<b>202</b>	<b>29</b>	<b>29</b>
DIV. I NON-CONF.	<b>3- 9</b>	<b>271</b>	<b>0- 0</b>	<b>53</b>	<b>94</b>	<b>184</b>	<b>184</b>	<b>27</b>	<b>27</b>
TOTALS	RPI 1-25	RPI 26-50	W-L RECORDS	RPI 51-100	RPI 101-150	RPI 150+			
9- 12	0- 0	1- 1	OVERALL	0- 3	1- 3	7- 5			
3- 3	0- 0	0- 0	HOME	0- 0	0- 0	3- 3			
4- 8	0- 0	0- 0	AWAY	0- 3	0- 3	4- 2			
2- 1	0- 0	1- 1	NEUTRAL	0- 0	1- 0	0- 0			
3- 9	0- 0	1- 1	NON-CONFERENCE	0- 3	1- 3	1- 2			
1- 0	0- 0	0- 0	HOME	0- 0	0- 0	1- 0			
0- 8	0- 0	0- 0	AWAY	0- 3	0- 3	0- 2			
2- 1	0- 0	1- 1	NEUTRAL	0- 0	1- 0	0- 0			
6- 3	0- 0	0- 0	CONFERENCE	0- 0	0- 0	6- 3			
2- 3	0- 0	0- 0	HOME	0- 0	0- 0	2- 3			
4- 0	0- 0	0- 0	AWAY	0- 0	0- 0	4- 0			
0- 0	0- 0	0- 0	NEUTRAL	0- 0	0- 0	0- 0			

RPI S	Opponent	Score	RPI S	Opponent	Score	RPI S	Opponent	Score	RPI S	Opponent	Score	Team's RPI: 202
			38 N	South Dakota	53 <b>67</b>	63 A	Auburn	48 <b>97</b>	102 N	Loyola Marymount	62 61	
			41 N	Indiana	65 62	88 A	Oklahoma St.	40 <b>86</b>	110 A	Kansas	45 <b>76</b>	
						96 A	UT Arlington	54 <b>78</b>	128 A	Alabama	55 <b>73</b>	
									136 A	South Fla.	50 <b>67</b>	
									173 H	Southern U.	81 <b>86</b>	
									187 A	Southern Miss.	47 <b>68</b>	
									192 A	Prairie View	64 63	
									236 A	Alabama St.	80 72	
									240 A	Texas Southern	75 67	
									255 A	Wichita St.	61 <b>70</b>	
									301 H	Mississippi Val.	52 <b>54</b>	
									304 A	Alabama A&M	63 51	
									307 H	Jackson St.	74 <b>77</b>	
									321 H	McNeese	75 51	
									345 H	Ark.-Pine Bluff	77 57	
									350 H	Alcorn	61 56	
LAST 12 Division I GAMES:												
			301 H	Mississippi Val.	52 <b>54</b>	173 H	Southern U.	81 <b>86</b>				
			345 H	Ark.-Pine Bluff	77 57	304 A	Alabama A&M	63 51				
			307 H	Jackson St.	74 <b>77</b>	236 A	Alabama St.	80 72				
			192 A	Prairie View	64 63	88 A	Oklahoma St.	40 <b>86</b>				
			240 A	Texas Southern	75 67	102 N	Loyola Marymount	62 61				
			350 H	Alcorn	61 56	41 N	Indiana	65 62				

Non-Div I Games:

Grambling

■ Loss, 
 ■ Non-Conf, S Site, 
 ■ Home 
 ■ Away 
 N Neutral

Average RPI Win: 291		WON-LOST	WINNING	LAST 10	STRENGTH OF	OPP. STRENGTH	TEAM	ADJ.	CONF.	ADJ CONF.
Average RPI Loss: 221		RECORD	PCT. RANK	GAMES	SCHEDULE	OF SCHEDULE	RPI	RPI	RPI	RPI
DIV. I ONLY		5- 14	294	0- 1	345	325	340	340	30	30
DIV. I NON-CONF.		2- 8	293	0- 0	335	294	347	347	30	30
TOTALS	RPI 1-25	RPI 26-50		W-L RECORDS		RPI 51-100	RPI 101-150	RPI 150+		
5- 14	0- 0	0- 0		OVERALL		0- 0	0- 2	5- 12		
4- 5	0- 0	0- 0		HOME		0- 0	0- 1	4- 4		
1- 9	0- 0	0- 0		AWAY		0- 0	0- 1	1- 8		
0- 0	0- 0	0- 0		NEUTRAL		0- 0	0- 0	0- 0		
2- 8	0- 0	0- 0		NON-CONFERENCE		0- 0	0- 2	2- 6		
2- 3	0- 0	0- 0		HOME		0- 0	0- 1	2- 2		
0- 5	0- 0	0- 0		AWAY		0- 0	0- 1	0- 4		
0- 0	0- 0	0- 0		NEUTRAL		0- 0	0- 0	0- 0		
3- 6	0- 0	0- 0		CONFERENCE		0- 0	0- 0	3- 6		
2- 2	0- 0	0- 0		HOME		0- 0	0- 0	2- 2		
1- 4	0- 0	0- 0		AWAY		0- 0	0- 0	1- 4		
0- 0	0- 0	0- 0		NEUTRAL		0- 0	0- 0	0- 0		

RPI 1-25				RPI 26-50				RPI 51-100				RPI 101+				Team's RPI: 340	
RPI	S	Opponent	Score	RPI	S	Opponent	Score	RPI	S	Opponent	Score	RPI	S	Opponent	Score		
												119	A	UNCW	55	77	
												147	H	Montana	47	69	
												154	H	Portland St.	55	60	
												164	H	New Mexico St.	54	51	
												172	H	Indiana St.	81	88	
												176	A	Santa Clara	55	75	
												207	A	East Carolina	47	59	
												218	A	UTRGV	42	49	
												218	H	UTRGV	50	66	
												220	A	UMKC	45	73	
												262	A	Long Beach St.	50	57	
												274	H	CSU Bakersfield	46	59	
												275	A	Utah Valley	46	57	
												282	H	California Baptist	75	71	
												298	A	UC Santa Barbara	55	66	
												320	H	Incarinate Word	74	63	
												339	A	Seattle U	74	73	
												347	A	Chicago St.	48	50	
												351	H	LIU Brooklyn	65	62	
LAST 12 Division I GAMES:																	
				218	A	UTRGV	42	49				164	H	New Mexico St.	54	51	
				274	H	CSU Bakersfield	46	59				339	A	Seattle U	74	73	
				282	H	California Baptist	75	71				275	A	Utah Valley	46	57	
				220	A	UMKC	45	73				176	A	Santa Clara	55	75	
				347	A	Chicago St.	48	50				262	A	Long Beach St.	50	57	
				218	H	UTRGV	50	66				154	H	Portland St.	55	60	

Non-Div I Games:

## Grand Canyon

■ Loss, ■ Non-Conf, S Site, H Home A Away N Neutral



Average RPI Win:	208	WON-LOST	WINNING	LAST 10	STRENGTH OF	OPP. STRENGTH	TEAM	ADJ.	CONF.	ADJ CONF.
Average RPI Loss:	58	RECORD	PCT. RANK	GAMES	SCHEDULE	OF SCHEDULE	RPI	RPI	RPI	RPI
DIV. I ONLY	13- 7	95	1- 0	95	119	77	77	21	21	
DIV. I NON-CONF.	4- 5	190	0- 0	4	13	34	34	17	17	
TOTALS	RPI 1-25	RPI 26-50	W-L RECORDS	RPI 51-100	RPI 101-150	RPI 150+				
13- 7	0- 1	1- 3	OVERALL	1- 2	2- 1	9- 0				
8- 2	0- 0	0- 0	HOME	1- 1	2- 1	5- 0				
5- 5	0- 1	1- 3	AWAY	0- 1	0- 0	4- 0				
0- 0	0- 0	0- 0	NEUTRAL	0- 0	0- 0	0- 0				
4- 5	0- 1	1- 3	NON-CONFERENCE	1- 1	1- 0	1- 0				
3- 1	0- 0	0- 0	HOME	1- 1	1- 0	1- 0				
1- 4	0- 1	1- 3	AWAY	0- 0	0- 0	0- 0				
0- 0	0- 0	0- 0	NEUTRAL	0- 0	0- 0	0- 0				
9- 2	0- 0	0- 0	CONFERENCE	0- 1	1- 1	8- 0				
5- 1	0- 0	0- 0	HOME	0- 0	1- 1	4- 0				
4- 1	0- 0	0- 0	AWAY	0- 1	0- 0	4- 0				
0- 0	0- 0	0- 0	NEUTRAL	0- 0	0- 0	0- 0				

RPI 1-25				RPI 26-50				RPI 51-100				Team's RPI: 77	RPI 101+			
RPI	S	Opponent	Score	RPI	S	Opponent	Score	RPI	S	Opponent	Score		RPI	S	Opponent	Score
8	A	Marquette	54 80	27	A	South Dakota St.	47 77	73	H	Maine	70 39		105	H	Dayton	51 35
				31	A	Missouri	56 49	81	A	Wright St.	67 85		125	H	Youngstown St.	60 42
				36	A	DePaul	64 73	82	H	Northwestern	55 57		134	H	IUPUI	63 67
				38	A	South Dakota	49 55						181	H	Wisconsin	55 46
													190	A	Milwaukee	76 62
													190	H	Milwaukee	59 45
													277	H	Cleveland St.	62 53
													278	A	Northern Ky.	81 61
													278	H	Northern Ky.	70 42
													309	A	Oakland	77 53
													330	H	UIC	62 32
													331	A	Detroit Mercy	65 40
LAST 12 Division I GAMES:																
				278	H	Northern Ky.	70 42						125	H	Youngstown St.	60 42
				190	H	Milwaukee	59 45						277	H	Cleveland St.	62 53
				134	H	IUPUI	63 67						278	A	Northern Ky.	81 61
				330	H	UIC	62 32						81	A	Wright St.	67 85
				309	A	Oakland	77 53						190	A	Milwaukee	76 62
				331	A	Detroit Mercy	65 40						8	A	Marquette	54 80

Non-Div I Games: Wis.-Parkside 81 32

Green Bay

■ Loss, 
■ Non-Conf, 
■ S Site, 
■ H Home 
■ A Away 
N Neutral

Average RPI Win:	251	WON-LOST	WINNING	LAST 10	STRENGTH OF	OPP. STRENGTH	TEAM	ADJ.	CONF.	ADJ CONF.
Average RPI Loss:	170	RECORD	PCT. RANK	GAMES	SCHEDULE	OF SCHEDULE	RPI	RPI	RPI	RPI
DIV. I ONLY	11- 9	143	0- 1	262	260	193	193	28	28	
DIV. I NON-CONF.	3- 7	256	0- 1	208	122	266	266	29	29	
TOTALS	RPI 1-25	RPI 26-50	W-L RECORDS	RPI 51-100	RPI 101-150	RPI 150+				
11- 9	0- 1	1- 0	OVERALL	0- 1	1- 2	9- 5				
7- 2	0- 0	1- 0	HOME	0- 0	1- 1	5- 1				
4- 5	0- 1	0- 0	AWAY	0- 0	0- 1	4- 3				
0- 2	0- 0	0- 0	NEUTRAL	0- 1	0- 0	0- 1				
3- 7	0- 1	1- 0	NON-CONFERENCE	0- 1	0- 1	2- 4				
2- 2	0- 0	1- 0	HOME	0- 0	0- 1	1- 1				
1- 3	0- 1	0- 0	AWAY	0- 0	0- 0	1- 2				
0- 2	0- 0	0- 0	NEUTRAL	0- 1	0- 0	0- 1				
8- 2	0- 0	0- 0	CONFERENCE	0- 0	1- 1	7- 1				
5- 0	0- 0	0- 0	HOME	0- 0	1- 0	4- 0				
3- 2	0- 0	0- 0	AWAY	0- 0	0- 1	3- 1				
0- 0	0- 0	0- 0	NEUTRAL	0- 0	0- 0	0- 0				

RPI 1-25				RPI 26-50				RPI 51-100				RPI 101+ Team's RPI: 193			
RPI	S	Opponent	Score	RPI	S	Opponent	Score	RPI	S	Opponent	Score	RPI	S	Opponent	Score
10	A	NC State	51 83	40	H	James Madison	72 65	70	N	SFA	68 70	114	H	Radford	68 54
												124	A	High Point	73 82
												131	H	Chattanooga	50 58
												195	A	UNC Asheville	61 58
												197	H	Elon	62 77
												231	N	Sacramento St.	61 65
												251	A	Cornell	53 79
												254	A	Campbell	46 52
												259	H	Gardner-Webb	82 80
												261	H	Samford	64 57
												265	A	Columbia	63 88
												272	A	Winthrop	84 63
												293	A	Fla. Atlantic	72 68
												319	A	Charleston So.	74 66
												334	H	Presbyterian	79 62
												337	H	USC Upstate	67 43
												342	H	Longwood	66 40
LAST 12 Division I GAMES:															
231	N	Sacramento St.	61 65	254	A	Campbell	46 52								
334	H	Presbyterian	79 62	342	H	Longwood	66 40								
124	A	High Point	73 82	114	H	Radford	68 54								
337	H	USC Upstate	67 43	195	A	UNC Asheville	61 58								
259	H	Gardner-Webb	82 80	319	A	Charleston So.	74 66								
272	A	Winthrop	84 63	265	A	Columbia	63 88								

Non-Div I Games: Mid-Atlantic Christ115 48

Hampton

Average RPI Win:	237	WON-LOST	WINNING	LAST 10	STRENGTH OF	OPP. STRENGTH	TEAM	ADJ.	CONF.	ADJ CONF.
Average RPI Loss:	77	RECORD	PCT. RANK	GAMES	SCHEDULE	OF SCHEDULE	RPI	RPI	RPI	RPI
DIV. I ONLY	16- 8	89	0- 1	149	179	103	103	23	23	
DIV. I NON-CONF.	7- 7	162	0- 1	97	78	117	117	24	24	
TOTALS	RPI 1-25	RPI 26-50	W-L RECORDS	RPI 51-100	RPI 101-150	RPI 150+				
16- 8	0- 3	0- 1	OVERALL	2- 2	1- 0	13- 2				
9- 2	0- 1	0- 0	HOME	2- 1	1- 0	6- 0				
7- 4	0- 1	0- 1	AWAY	0- 1	0- 0	7- 1				
0- 2	0- 1	0- 0	NEUTRAL	0- 0	0- 0	0- 1				
7- 7	0- 3	0- 1	NON-CONFERENCE	1- 2	1- 0	5- 1				
4- 2	0- 1	0- 0	HOME	1- 1	1- 0	2- 0				
3- 3	0- 1	0- 1	AWAY	0- 1	0- 0	3- 0				
0- 2	0- 1	0- 0	NEUTRAL	0- 0	0- 0	0- 1				
9- 1	0- 0	0- 0	CONFERENCE	1- 0	0- 0	8- 1				
5- 0	0- 0	0- 0	HOME	1- 0	0- 0	4- 0				
4- 1	0- 0	0- 0	AWAY	0- 0	0- 0	4- 1				
0- 0	0- 0	0- 0	NEUTRAL	0- 0	0- 0	0- 0				

RPI 1-25				RPI 26-50				RPI 51-100				RPI 101+ Team's RPI: 103			
RPI	S	Opponent	Score	RPI	S	Opponent	Score	RPI	S	Opponent	Score	RPI	S	Opponent	Score
3	N	Louisville	69 86	37	A	Villanova	41 59	51	A	New Mexico	65 72	149	H	William & Mary	50 45
22	A	Miami (FL)	62 75					69	H	Harvard	73 60	151	N	Southern Ill.	50 72
25	H	Michigan St.	66 74					73	H	Maine	49 46	162	A	Stony Brook	64 36
								80	H	Princeton	38 75	162	H	Stony Brook	73 62
												215	A	Rhode Island	65 51
												241	H	Albany (NY)	82 35
												246	A	Binghamton	62 73
												271	H	Vermont	61 32
												295	A	Central Conn. St.	54 52
												297	A	UMBC	66 52
												297	H	UMBC	92 47
												302	H	Bryant	67 57
												303	H	Morgan St.	80 59
												310	A	NJIT	84 53
												324	A	UMass Lowell	66 44
												326	A	New Hampshire	66 48
LAST 12 Division I GAMES:															
51	A	New Mexico	65 72	326	A	New Hampshire	66 48								
22	A	Miami (FL)	62 75	324	A	UMass Lowell	66 44								
297	H	UMBC	92 47	73	H	Maine	49 46								
162	H	Stony Brook	73 62	271	H	Vermont	61 32								
246	A	Binghamton	62 73	297	A	UMBC	66 52								
241	H	Albany (NY)	82 35	162	A	Stony Brook	64 36								

Non-Div I Games:

Hartford

■ Loss, 
 ■ Non-Conf, 
 ■ S Site, 
 ■ H Home 
 ■ A Away 
 N Neutral

Average RPI Win:	202	WON-LOST	WINNING	LAST 10	STRENGTH OF	OPP. STRENGTH	TEAM	ADJ.	CONF.	ADJ CONF.
Average RPI Loss:	55	RECORD	PCT. RANK	GAMES	SCHEDULE	OF SCHEDULE	RPI	RPI	RPI	RPI
DIV. I ONLY	10- 7	124	1- 0	66	93	69	69	11	11	
DIV. I NON-CONF.	7- 6	153	1- 0	58	31	74	74	11	11	
TOTALS	RPI 1-25	RPI 26-50	W-L RECORDS	RPI 51-100	RPI 101-150	RPI 150+				
10- 7	0- 2	1- 1	OVERALL	0- 3	1- 1	8- 0				
3- 3	0- 1	0- 0	HOME	0- 2	0- 0	3- 0				
6- 4	0- 1	1- 1	AWAY	0- 1	1- 1	4- 0				
1- 0	0- 0	0- 0	NEUTRAL	0- 0	0- 0	1- 0				
7- 6	0- 2	1- 1	NON-CONFERENCE	0- 2	1- 1	5- 0				
2- 3	0- 1	0- 0	HOME	0- 2	0- 0	2- 0				
4- 3	0- 1	1- 1	AWAY	0- 0	1- 1	2- 0				
1- 0	0- 0	0- 0	NEUTRAL	0- 0	0- 0	1- 0				
3- 1	0- 0	0- 0	CONFERENCE	0- 1	0- 0	3- 0				
1- 0	0- 0	0- 0	HOME	0- 0	0- 0	1- 0				
2- 1	0- 0	0- 0	AWAY	0- 1	0- 0	2- 0				
0- 0	0- 0	0- 0	NEUTRAL	0- 0	0- 0	0- 0				

RPI 1-25				RPI 26-50				RPI 51-100				Team's RPI: 69	RPI 101+			
RPI	S	Opponent	Score	RPI	S	Opponent	Score	RPI	S	Opponent	Score		RPI	S	Opponent	Score
1	A	Notre Dame	58 103	28	A	California	85 79	60	H	Quinnipiac	67 72		103	A	Hartford	60 73
15	H	Rutgers	49 60	42	A	Purdue	65 66	73	H	Maine	60 67		143	A	CSUN	75 55
								89	A	Yale	62 65		165	H	Boston U.	67 47
													215	A	Rhode Island	80 47
													226	N	Jacksonville St.	69 62
													227	A	Dartmouth	73 57
													227	H	Dartmouth	56 46
													238	A	Brown	100 83
													269	A	Siena	73 54
													280	H	La Salle	88 43
LAST 12 Division I GAMES:																
143	A	CSUN	75 55	215	A	Rhode Island	80 47	165	H	Boston U.	67 47		15	H	Rutgers	49 60
238	A	Brown	100 83	73	H	Maine	60 67	60	H	Quinnipiac	67 72		73	N	Jacksonville St.	69 62
89	A	Yale	62 65	226	N	Jacksonville St.	69 62									
227	A	Dartmouth	73 57													
227	H	Dartmouth	56 46													
28	A	California	85 79													

Non-Div I Games:

Harvard

Average RPI Win:	230	WON-LOST	WINNING	LAST 10	STRENGTH OF	OPP. STRENGTH	TEAM	ADJ.	CONF.	ADJ CONF.
Average RPI Loss:	148	RECORD	PCT. RANK	GAMES	SCHEDULE	OF SCHEDULE	RPI	RPI	RPI	RPI
DIV. I ONLY	8- 12	230	0- 1	195	181	222	222	20	20	
DIV. I NON-CONF.	3- 9	271	0- 1	158	96	271	271	20	20	
TOTALS	RPI 1-25	RPI 26-50	W-L RECORDS	RPI 51-100	RPI 101-150	RPI 150+				
8- 12	0- 1	0- 1	OVERALL	2- 2	0- 2	6- 6				
4- 7	0- 1	0- 0	HOME	2- 2	0- 2	2- 2				
4- 4	0- 0	0- 0	AWAY	0- 0	0- 0	4- 4				
0- 1	0- 0	0- 1	NEUTRAL	0- 0	0- 0	0- 0				
3- 9	0- 1	0- 1	NON-CONFERENCE	1- 2	0- 1	2- 4				
2- 5	0- 1	0- 0	HOME	1- 2	0- 1	1- 1				
1- 3	0- 0	0- 0	AWAY	0- 0	0- 0	1- 3				
0- 1	0- 0	0- 1	NEUTRAL	0- 0	0- 0	0- 0				
5- 3	0- 0	0- 0	CONFERENCE	1- 0	0- 1	4- 2				
2- 2	0- 0	0- 0	HOME	1- 0	0- 1	1- 1				
3- 1	0- 0	0- 0	AWAY	0- 0	0- 0	3- 1				
0- 0	0- 0	0- 0	NEUTRAL	0- 0	0- 0	0- 0				

RPI 1-25				RPI 26-50				RPI 51-100				RPI 101+ Team's RPI: 222			
RPI	S	Opponent	Score	RPI	S	Opponent	Score	RPI	S	Opponent	Score	RPI	S	Opponent	Score
4	H	Stanford	59 81	30	N	Utah	48 73	67	H	FGCU	67 73	133	H	Pepperdine	64 65
								83	H	UC Davis	65 60	143	H	CSUN	29 49
								91	H	Idaho	69 61	163	H	Portland	65 72
								94	H	American	57 69	168	H	UC Riverside	55 60
												171	A	UC Irvine	70 68
												210	A	UNLV	66 61
												216	A	San Diego St.	57 58
												242	A	Nevada	78 79
												253	A	Cal St. Fullerton	68 72
												257	A	San Diego	50 58
												298	A	UC Santa Barbara	47 35
												323	A	Cal Poly	71 54
												323	H	Cal Poly	70 52
												339	H	Seattle U	67 51
LAST 12 Division I GAMES:															
				30	N	Utah	48 73	143	H	CSUN	29 49				
				171	A	UC Irvine	70 68	83	H	UC Davis	65 60				
				323	H	Cal Poly	70 52	253	A	Cal St. Fullerton	68 72				
				168	H	UC Riverside	55 60	242	A	Nevada	78 79				
				298	A	UC Santa Barbara	47 35	210	A	UNLV	66 61				
				323	A	Cal Poly	71 54	91	H	Idaho	69 61				

Non-Div I Games: Hawaii Pacific 66 51

Hawaii

Average RPI Win:	275	WON-LOST	WINNING	LAST 10	STRENGTH OF	OPP. STRENGTH	TEAM	ADJ.	CONF.	ADJ CONF.
Average RPI Loss:	97	RECORD	PCT. RANK	GAMES	SCHEDULE	OF SCHEDULE	RPI	RPI	RPI	RPI
DIV. I ONLY	13- 6	80	1- 0	239	304	124	124	28	28	
DIV. I NON-CONF.	5- 4	139	0- 0	134	219	110	110	29	29	
TOTALS	RPI 1-25	RPI 26-50	W-L RECORDS	RPI 51-100	RPI 101-150	RPI 150+				
13- 6	0- 0	0- 2	OVERALL	1- 1	0- 2	12- 1				
9- 0	0- 0	0- 0	HOME	1- 0	0- 0	8- 0				
4- 6	0- 0	0- 2	AWAY	0- 1	0- 2	4- 1				
0- 0	0- 0	0- 0	NEUTRAL	0- 0	0- 0	0- 0				
5- 4	0- 0	0- 2	NON-CONFERENCE	1- 1	0- 1	4- 0				
4- 0	0- 0	0- 0	HOME	1- 0	0- 0	3- 0				
1- 4	0- 0	0- 2	AWAY	0- 1	0- 1	1- 0				
0- 0	0- 0	0- 0	NEUTRAL	0- 0	0- 0	0- 0				
8- 2	0- 0	0- 0	CONFERENCE	0- 0	0- 1	8- 1				
5- 0	0- 0	0- 0	HOME	0- 0	0- 0	5- 0				
3- 2	0- 0	0- 0	AWAY	0- 0	0- 1	3- 1				
0- 0	0- 0	0- 0	NEUTRAL	0- 0	0- 0	0- 0				

RPI 1-25				RPI 26-50				RPI 51-100				RPI 101+				Team's RPI: 124	
RPI	S	Opponent	Score	RPI	S	Opponent	Score	RPI	S	Opponent	Score	RPI	S	Opponent	Score		
				26	A	Kentucky	49 71	55	A	Miami (OH)	55 68	114	A	Radford	58 80		
				44	A	Clemson	64 83	94	H	American	66 61	146	A	Davidson	62 71		
												193	H	Hampton	82 73		
												195	A	UNC Asheville	56 67		
												252	A	ETSU	73 65		
												254	H	Campbell	65 60		
												259	A	Gardner-Webb	78 61		
												270	H	Norfolk St.	83 51		
												272	H	Winthrop	56 54		
												306	H	UNC Greensboro	82 75		
												319	H	Charleston So.	71 64		
												334	H	Presbyterian	79 40		
												337	A	USC Upstate	87 61		
												342	A	Longwood	65 54		
												343	H	N.C. Central	80 69		
LAST 12 Division I GAMES:																	
				342	A	Longwood	65 54	259	A	Gardner-Webb	78 61						
				193	H	Hampton	82 73	334	H	Presbyterian	79 40						
				272	H	Winthrop	56 54	114	A	Radford	58 80						
				319	H	Charleston So.	71 64	337	A	USC Upstate	87 61						
				254	H	Campbell	65 60	252	A	ETSU	73 65						
				195	A	UNC Asheville	56 67	94	H	American	66 61						

Non-Div I Games: Greensboro 102 50 Mars Hill 86 36

High Point

■ Loss, 
■ Non-Conf, 
■ S Site, 
■ H Home 
■ A Away 
N Neutral

Average RPI Win: <b>232</b>	WON-LOST	WINNING	LAST 10	STRENGTH OF	OPP. STRENGTH	TEAM	ADJ.	CONF.	ADJ CONF.
Average RPI Loss: <b>161</b>	RECORD	PCT. RANK	GAMES	SCHEDULE	OF SCHEDULE	RPI	RPI	RPI	RPI
DIV. I ONLY	6- 14	275	0- 1	161	241	250	250	10	10
DIV. I NON-CONF.	5- 6	177	0- 0	247	338	220	220	10	10
-----									
TOTALS	RPI 1-25	RPI 26-50	W-L RECORDS	RPI 51-100	RPI 101-150	RPI 150+			
6- 14	0- 0	0- 1	OVERALL	1- 2	0- 4	5- 7			
2- 6	0- 0	0- 0	HOME	1- 1	0- 1	1- 4			
3- 6	0- 0	0- 1	AWAY	0- 0	0- 2	3- 3			
1- 2	0- 0	0- 0	NEUTRAL	0- 1	0- 1	1- 0			
5- 6	0- 0	0- 0	NON-CONFERENCE	0- 1	0- 1	5- 4			
1- 2	0- 0	0- 0	HOME	0- 0	0- 0	1- 2			
3- 2	0- 0	0- 0	AWAY	0- 0	0- 0	3- 2			
1- 2	0- 0	0- 0	NEUTRAL	0- 1	0- 1	1- 0			
1- 8	0- 0	0- 1	CONFERENCE	1- 1	0- 3	0- 3			
1- 4	0- 0	0- 0	HOME	1- 1	0- 1	0- 2			
0- 4	0- 0	0- 1	AWAY	0- 0	0- 2	0- 1			
0- 0	0- 0	0- 0	NEUTRAL	0- 0	0- 0	0- 0			

RPI 1-25			RPI 26-50			RPI 51-100			RPI 101+ Team's RPI: 250		
RPI	S	Opponent	Score	RPI	S	Opponent	Score	RPI	S	Opponent	Score
				40	A	James Madison	54 <b>77</b>	79	H	Northeastern	78 61
								81	N	Wright St.	64 <b>93</b>
								85	H	Drexel	49 <b>61</b>
								118	A	Towson	68 <b>92</b>
								119	A	UNCW	54 <b>89</b>
								145	N	Marist	57 <b>71</b>
								149	H	William & Mary	55 <b>60</b>
								159	H	Delaware	59 <b>78</b>
								162	A	Stony Brook	49 <b>77</b>
								197	H	Elon	64 <b>77</b>
								205	A	St. Bonaventure	67 59
								211	N	Stetson	53 50
								212	A	Holy Cross	66 <b>72</b>
								239	H	Sacred Heart	64 <b>70</b>
								265	H	Columbia	63 <b>65</b>
								269	A	Siena	57 50
								289	A	Col. of Charleston	62 <b>70</b>
								297	A	UMBC	45 42
								332	H	Iona	74 49
LAST 12 Division I GAMES:											
289	A	Col. of Charleston	62 <b>70</b>	40	A	James Madison	54 <b>77</b>	197	H	Elon	64 <b>77</b>
119	A	UNCW	54 <b>89</b>	149	H	William & Mary	55 <b>60</b>	269	A	Siena	57 50
79	H	Northeastern	78 61	297	A	UMBC	45 42	212	A	Holy Cross	66 <b>72</b>
85	H	Drexel	49 <b>61</b>								
159	H	Delaware	59 <b>78</b>								
118	A	Towson	68 <b>92</b>								

Non-Div I Games: Wilmington (DE) 77 56

Hofstra

■ Loss, 
 ■ Non-Conf, S Site, 
 ■ Home 
 ■ Away 
 N Neutral

# Holy Cross

Through Games Of Feb. 7, 2019

Average RPI Win:	266	WON-LOST	WINNING	LAST 10	STRENGTH OF	OPP. STRENGTH	TEAM	ADJ.	CONF.	ADJ CONF.
Average RPI Loss:	191	RECORD	PCT. RANK	GAMES	SCHEDULE	OF SCHEDULE	RPI	RPI	RPI	RPI
DIV. I ONLY	12- 9	132	1- 0	316	280	212	212	19	19	
DIV. I NON-CONF.	8- 3	72	0- 0	337	305	199	199	22	22	
TOTALS	RPI 1-25	RPI 26-50	W-L RECORDS	RPI 51-100	RPI 101-150	RPI 150+				
12- 9	0- 0	0- 1	OVERALL	0- 1	0- 2	12- 5				
9- 2	0- 0	0- 0	HOME	0- 0	0- 0	9- 2				
3- 7	0- 0	0- 1	AWAY	0- 1	0- 2	3- 3				
0- 0	0- 0	0- 0	NEUTRAL	0- 0	0- 0	0- 0				
8- 3	0- 0	0- 0	NON-CONFERENCE	0- 0	0- 1	8- 2				
5- 1	0- 0	0- 0	HOME	0- 0	0- 0	5- 1				
3- 2	0- 0	0- 0	AWAY	0- 0	0- 1	3- 1				
0- 0	0- 0	0- 0	NEUTRAL	0- 0	0- 0	0- 0				
4- 6	0- 0	0- 1	CONFERENCE	0- 1	0- 1	4- 3				
4- 1	0- 0	0- 0	HOME	0- 0	0- 0	4- 1				
0- 5	0- 0	0- 1	AWAY	0- 1	0- 1	0- 2				
0- 0	0- 0	0- 0	NEUTRAL	0- 0	0- 0	0- 0				

RPI S	Opponent	Score	RPI S	Opponent	Score	RPI S	Opponent	Score	RPI S	Opponent	Score	Team's RPI: 212
46	A Bucknell	71 75	94	A American	58 70	112	A Boston College	63 89				
						138	A Lehigh	55 64				
						165	H Boston U.	75 69				
						186	H Rider	71 61				
						213	A Navy	47 54				
						215	H Rhode Island	73 65				
						228	H Colgate	67 70				
						238	H Brown	85 89				
						241	A Albany (NY)	56 50				
						250	H Hofstra	72 66				
						271	A Vermont	65 40				
						299	H Loyola Maryland	78 60				
						300	H Army West Point	58 39				
						302	A Bryant	81 62				
						313	H Manhattan	61 53				
						324	H UMass Lowell	63 54				
						325	A Lafayette	63 73				
						325	H Lafayette	56 53				
						326	A New Hampshire	62 74				
LAST 12 Division I GAMES:												
325	H Lafayette	56 53	299	H Loyola Maryland	78 60							
94	A American	58 70	138	A Lehigh	55 64							
46	A Bucknell	71 75	325	A Lafayette	63 73							
300	H Army West Point	58 39	228	H Colgate	67 70							
165	H Boston U.	75 69	302	A Bryant	81 62							
213	A Navy	47 54	313	H Manhattan	61 53							

Non-Div I Games:

Holy Cross

Loss, Non-Conf, S Site, H Home A Away N Neutral



Average RPI Win:	208	WON-LOST	WINNING	LAST 10	STRENGTH OF	OPP. STRENGTH	TEAM	ADJ.	CONF.	ADJ CONF.
Average RPI Loss:	74	RECORD	PCT. RANK	GAMES	SCHEDULE	OF SCHEDULE	RPI	RPI	RPI	RPI
DIV. I ONLY	11- 11	159	0- 1	74	87	111	111	9	9	
DIV. I NON-CONF.	6- 7	172	0- 0	80	100	107	107	9	9	
<hr/>										
TOTALS	RPI 1-25	RPI 26-50	W-L RECORDS	RPI 51-100	RPI 101-150	RPI 150+				
11- 11	0- 3	1- 1	OVERALL	0- 4	0- 1	10- 2				
4- 5	0- 2	1- 0	HOME	0- 2	0- 1	3- 0				
7- 6	0- 1	0- 1	AWAY	0- 2	0- 0	7- 2				
0- 0	0- 0	0- 0	NEUTRAL	0- 0	0- 0	0- 0				
6- 7	0- 1	1- 1	NON-CONFERENCE	0- 3	0- 1	5- 1				
1- 4	0- 1	1- 0	HOME	0- 2	0- 1	0- 0				
5- 3	0- 0	0- 1	AWAY	0- 1	0- 0	5- 1				
0- 0	0- 0	0- 0	NEUTRAL	0- 0	0- 0	0- 0				
5- 4	0- 2	0- 0	CONFERENCE	0- 1	0- 0	5- 1				
3- 1	0- 1	0- 0	HOME	0- 0	0- 0	3- 0				
2- 3	0- 1	0- 0	AWAY	0- 1	0- 0	2- 1				
0- 0	0- 0	0- 0	NEUTRAL	0- 0	0- 0	0- 0				

RPI 1-25				RPI 26-50				RPI 51-100				RPI 101+ Team's RPI: 111			
RPI	S	Opponent	Score	RPI	S	Opponent	Score	RPI	S	Opponent	Score	RPI	S	Opponent	Score
6	H	UConn	61 81	28	A	California	79 80	51	H	New Mexico	84 89	112	H	Boston College	57 64
14	A	UCF	56 58	49	H	Georgia Tech	95 89	67	A	FGCU	71 76	155	A	Louisiana Tech	88 100
21	H	Texas A&M	52 68					87	A	Cincinnati	57 68	158	H	Tulsa	76 44
								96	H	UT Arlington	61 65	178	A	Temple	65 76
												178	H	Temple	78 65
												187	A	Southern Miss.	61 44
												204	A	George Mason	66 56
												209	A	SMU	72 61
												209	H	SMU	69 68
												252	A	ETSU	84 77
												255	A	Wichita St.	66 58
												265	A	Columbia	83 72
												320	A	Incarinate Word	79 60
<hr/>															
LAST 12 Division I GAMES:															
178	A	Temple	65 76	178	H	Temple	78 65								
209	H	SMU	69 68	209	A	SMU	72 61								
14	A	UCF	56 58	6	H	UConn	61 81								
158	H	Tulsa	76 44	187	A	Southern Miss.	61 44								
87	A	Cincinnati	57 68	204	A	George Mason	66 56								
255	A	Wichita St.	66 58	96	H	UT Arlington	61 65								

Non-Div I Games:

Houston

■ Loss, 
 ■ Non-Conf, S Site, 
 ■ Home 
 ■ Away 
 N Neutral

## Houston Baptist

Through Games Of Feb. 7, 2019

Average RPI Win:	316	WON-LOST	WINNING	LAST 10	STRENGTH OF	OPP. STRENGTH	TEAM	ADJ.	CONF.	ADJ CONF.
Average RPI Loss:	183	RECORD	PCT. RANK	GAMES	SCHEDULE	OF SCHEDULE	RPI	RPI	RPI	RPI
DIV. I ONLY	3- 13	321	0- 0	276	274	335	335	26	26	
DIV. I NON-CONF.	1- 5	311	0- 0	284	167	332	332	23	23	
TOTALS	RPI 1-25	RPI 26-50	W-L RECORDS	RPI 51-100	RPI 101-150	RPI 150+				
3- 13	0- 0	0- 0	OVERALL	0- 3	0- 1	3- 9				
3- 4	0- 0	0- 0	HOME	0- 0	0- 0	3- 4				
0- 9	0- 0	0- 0	AWAY	0- 3	0- 1	0- 5				
0- 0	0- 0	0- 0	NEUTRAL	0- 0	0- 0	0- 0				
1- 5	0- 0	0- 0	NON-CONFERENCE	0- 1	0- 1	1- 3				
1- 1	0- 0	0- 0	HOME	0- 0	0- 0	1- 1				
0- 4	0- 0	0- 0	AWAY	0- 1	0- 1	0- 2				
0- 0	0- 0	0- 0	NEUTRAL	0- 0	0- 0	0- 0				
2- 8	0- 0	0- 0	CONFERENCE	0- 2	0- 0	2- 6				
2- 3	0- 0	0- 0	HOME	0- 0	0- 0	2- 3				
0- 5	0- 0	0- 0	AWAY	0- 2	0- 0	0- 3				
0- 0	0- 0	0- 0	NEUTRAL	0- 0	0- 0	0- 0				

RPI 1-25				RPI 26-50				RPI 51-100				RPI 101+ Team's RPI: 335			
RPI	S	Opponent	Score	RPI	S	Opponent	Score	RPI	S	Opponent	Score	RPI	S	Opponent	Score
								58	A	Lamar University	50 63	148	A	Texas Tech	76 82
								70	A	SFA	53 65	161	H	Abilene Christian	62 72
								88	A	Oklahoma St.	44 77	180	H	Oral Roberts	56 74
												182	A	North Texas	75 100
												185	A	Nicholls St.	54 77
												201	H	Sam Houston St.	63 74
												255	A	Wichita St.	50 68
												263	H	A&M-Corpus Christi	56 70
												266	A	Southeastern La.	65 73
												312	H	La.-Monroe	68 60
												317	H	New Orleans	83 74
												320	H	Incarnate Word	60 59
												321	A	McNeese	71 81
LAST 12 Division I GAMES:															
				70	A	SFA	53 65					161	H	Abilene Christian	62 72
				263	H	A&M-Corpus Christi	56 70					185	A	Nicholls St.	54 77
				320	H	Incarnate Word	60 59					317	H	New Orleans	83 74
				321	A	McNeese	71 81					58	A	Lamar University	50 63
				266	A	Southeastern La.	65 73					312	H	La.-Monroe	68 60
				201	H	Sam Houston St.	63 74					180	H	Oral Roberts	56 74

Non-Div I Games: Howard Payne 93 60 Tex. A&M Int'l 81 48 McMurry 92 41 Southwest (NM) 100 57  
Houston Baptist

Loss, Non-Conf, S Site, H Home A Away N Neutral

Average RPI Win: <b>288</b>	WON-LOST	WINNING	LAST 10	STRENGTH OF	OPP. STRENGTH	TEAM	ADJ.	CONF.	ADJ CONF.
Average RPI Loss: <b>178</b>	RECORD	PCT. RANK	GAMES	SCHEDULE	OF SCHEDULE	RPI	RPI	RPI	RPI
DIV. I ONLY	12- 9	132	1- 0	319	336	219	219	32	32
DIV. I NON-CONF.	7- 6	153	0- 0	291	286	195	195	32	32
TOTALS	RPI 1-25	RPI 26-50	W-L RECORDS	RPI 51-100	RPI 101-150	RPI 150+			
12- 9	0- 0	0- 1	OVERALL	0- 1	0- 1	12- 6			
7- 3	0- 0	0- 0	HOME	0- 0	0- 0	7- 3			
5- 6	0- 0	0- 1	AWAY	0- 1	0- 1	5- 3			
0- 0	0- 0	0- 0	NEUTRAL	0- 0	0- 0	0- 0			
7- 6	0- 0	0- 1	NON-CONFERENCE	0- 1	0- 1	7- 3			
2- 2	0- 0	0- 0	HOME	0- 0	0- 0	2- 2			
5- 4	0- 0	0- 1	AWAY	0- 1	0- 1	5- 1			
0- 0	0- 0	0- 0	NEUTRAL	0- 0	0- 0	0- 0			
5- 3	0- 0	0- 0	CONFERENCE	0- 0	0- 0	5- 3			
5- 1	0- 0	0- 0	HOME	0- 0	0- 0	5- 1			
0- 2	0- 0	0- 0	AWAY	0- 0	0- 0	0- 2			
0- 0	0- 0	0- 0	NEUTRAL	0- 0	0- 0	0- 0			

RPI S	Opponent	Score	RPI S	Opponent	Score	RPI S	Opponent	Score	RPI S	Opponent	Score	Team's RPI: 219
29	A North Carolina	63 85	87	A Cincinnati	51 85	149	A William & Mary	75 88				
						156	H Mercer	70 85				
						179	A UMES	72 80				
						179	H UMES	73 80				
						204	H George Mason	73 59				
						221	A Niagara	68 61				
						254	A Campbell	69 64				
						260	A Richmond	60 67				
						264	H Bethune-Cookman	61 40				
						269	H Siena	81 86				
						270	H Norfolk St.	74 70				
						280	A La Salle	57 54				
						291	A South Carolina St.	63 72				
						303	H Morgan St.	79 56				
						310	H NJIT	77 57				
						315	A FIU	89 62				
						344	A Fairleigh Dickinson	79 58				
						346	H Delaware St.	78 62				
						349	H Florida A&M	74 68				
LAST 12 Division I GAMES:												
270	H Norfolk St.	74 70	179	A UMES	72 80							
179	H UMES	73 80	349	H Florida A&M	74 68							
346	H Delaware St.	78 62	29	A North Carolina	63 85							
291	A South Carolina St.	63 72	87	A Cincinnati	51 85							
303	H Morgan St.	79 56	156	H Mercer	70 85							
264	H Bethune-Cookman	61 40	315	A FIU	89 62							

Non-Div I Games:

Howard

■ Loss, 
 ■ Non-Conf, S Site, 
 ■ Home 
 ■ Away 
 N Neutral

Average RPI Win: <b>224</b>	WON-LOST	WINNING	LAST 10	STRENGTH OF	OPP. STRENGTH	TEAM	ADJ.	CONF.	ADJ CONF.
Average RPI Loss: <b>115</b>	RECORD	PCT. RANK	GAMES	SCHEDULE	OF SCHEDULE	RPI	RPI	RPI	RPI
DIV. I ONLY	12- 9	132	0- 1	168	170	134	134	21	21
DIV. I NON-CONF.	5- 5	162	0- 0	55	110	87	87	17	17
TOTALS	RPI 1-25	RPI 26-50	W-L RECORDS	RPI 51-100	RPI 101-150	RPI 150+			
12- 9	0- 1	0- 1	OVERALL	1- 3	2- 1	9- 3			
5- 3	0- 0	0- 1	HOME	0- 2	1- 0	4- 0			
6- 6	0- 1	0- 0	AWAY	1- 1	0- 1	5- 3			
1- 0	0- 0	0- 0	NEUTRAL	0- 0	1- 0	0- 0			
5- 5	0- 1	0- 1	NON-CONFERENCE	0- 1	2- 0	3- 2			
1- 2	0- 0	0- 1	HOME	0- 1	1- 0	0- 0			
3- 3	0- 1	0- 0	AWAY	0- 0	0- 0	3- 2			
1- 0	0- 0	0- 0	NEUTRAL	0- 0	1- 0	0- 0			
7- 4	0- 0	0- 0	CONFERENCE	1- 2	0- 1	6- 1			
4- 1	0- 0	0- 0	HOME	0- 1	0- 0	4- 0			
3- 3	0- 0	0- 0	AWAY	1- 1	0- 1	2- 1			
0- 0	0- 0	0- 0	NEUTRAL	0- 0	0- 0	0- 0			

RPI 1-25				RPI 26-50				RPI 51-100				RPI 101+ Team's RPI: 134			
RPI	S	Opponent	Score	RPI	S	Opponent	Score	RPI	S	Opponent	Score	RPI	S	Opponent	Score
12	A	Iowa	58 <b>72</b>	35	H	Ohio	66 <b>73</b>	77	A	Green Bay	67 63	113	N	VCU	63 61
								81	A	Wright St.	59 <b>66</b>	125	A	Youngstown St.	52 <b>70</b>
								81	H	Wright St.	75 <b>78</b>	129	H	UT Martin	73 72
								92	H	UNI	40 <b>53</b>	151	A	Southern Ill.	73 <b>78</b>
												172	A	Indiana St.	64 59
												181	A	Wisconsin	64 <b>65</b>
												190	A	Milwaukee	67 66
												198	A	Ole Miss	66 58
												277	A	Cleveland St.	75 50
												278	A	Northern Ky.	57 <b>60</b>
												278	H	Northern Ky.	70 48
												286	A	UTSA	58 50
												309	H	Oakland	82 53
												330	H	UIC	71 43
												331	H	Detroit Mercy	82 47
LAST 12 Division I GAMES:															
81	A	Wright St.	59 <b>66</b>	331	H	Detroit Mercy	82 47								
278	A	Northern Ky.	57 <b>60</b>	125	A	Youngstown St.	52 <b>70</b>								
77	A	Green Bay	67 63	277	A	Cleveland St.	75 50								
190	A	Milwaukee	67 66	278	H	Northern Ky.	70 48								
330	H	UIC	71 43	81	H	Wright St.	75 <b>78</b>								
309	H	Oakland	82 53	151	A	Southern Ill.	73 <b>78</b>								

Non-Div I Games: Purdue Northwest 101 40

IUPUI

■ Loss, 
 ■ Non-Conf, 
 ■ S Site, 
 ■ H Home 
 ■ A Away 
 N Neutral

Average RPI Win:	193	WON-LOST	WINNING	LAST 10	STRENGTH OF	OPP. STRENGTH	TEAM	ADJ.	CONF.	ADJ CONF.
Average RPI Loss:	108	RECORD	PCT. RANK	GAMES	SCHEDULE	OF SCHEDULE	RPI	RPI	RPI	RPI
DIV. I ONLY	12- 8	117	1- 0	129	104	91	91	16	16	
DIV. I NON-CONF.	3- 6	241	0- 0	60	33	143	143	12	12	
TOTALS	RPI 1-25	RPI 26-50	W-L RECORDS	RPI 51-100	RPI 101-150	RPI 150+				
12- 8	0- 2	0- 1	OVERALL	1- 1	4- 2	7- 2				
6- 1	0- 0	0- 0	HOME	0- 0	2- 1	4- 0				
6- 6	0- 2	0- 1	AWAY	1- 0	2- 1	3- 2				
0- 1	0- 0	0- 0	NEUTRAL	0- 1	0- 0	0- 0				
3- 6	0- 2	0- 1	NON-CONFERENCE	0- 1	2- 0	1- 2				
2- 0	0- 0	0- 0	HOME	0- 0	1- 0	1- 0				
1- 5	0- 2	0- 1	AWAY	0- 0	1- 0	0- 2				
0- 1	0- 0	0- 0	NEUTRAL	0- 1	0- 0	0- 0				
9- 2	0- 0	0- 0	CONFERENCE	1- 0	2- 2	6- 0				
4- 1	0- 0	0- 0	HOME	0- 0	1- 1	3- 0				
5- 1	0- 0	0- 0	AWAY	1- 0	1- 1	3- 0				
0- 0	0- 0	0- 0	NEUTRAL	0- 0	0- 0	0- 0				

RPI 1-25				RPI 26-50				RPI 51-100 Team's RPI: 91				RPI 101+			
RPI	S	Opponent	Score	RPI	S	Opponent	Score	RPI	S	Opponent	Score	RPI	S	Opponent	Score
4	A	Stanford	71 115	50	A	Wyoming	61 64	57	N	Boise St.	85 91	108	H	Northern Colo.	72 86
13	A	Gonzaga	51 88					98	A	Idaho St.	86 72	140	A	Montana St.	82 66
												143	H	CSUN	88 73
												147	A	Montana	79 82
												147	H	Montana	76 68
												148	A	Texas Tech	88 77
												154	H	Portland St.	80 78
												199	H	Eastern Wash.	84 68
												222	A	Hawaii	61 69
												231	H	Sacramento St.	104 66
												234	H	San Francisco	70 63
												244	A	Northern Ariz.	86 69
												262	A	Long Beach St.	63 70
												273	A	Southern Utah	82 70
												305	A	Weber St.	79 74
LAST 12 Division I GAMES:															
147	H	Montana	76 68	140	A	Montana St.	82 66								
273	A	Southern Utah	82 70	108	H	Northern Colo.	72 86								
244	A	Northern Ariz.	86 69	199	H	Eastern Wash.	84 68								
154	H	Portland St.	80 78	305	A	Weber St.	79 74								
231	H	Sacramento St.	104 66	98	A	Idaho St.	86 72								
147	A	Montana	79 82	13	A	Gonzaga	51 88								

Non-Div I Games:

Idaho

■ Loss, 
■ Non-Conf, 
■ S Site, 
■ H Home 
■ A Away 
N Neutral

Average RPI Win:	224	WON-LOST	WINNING	LAST 10	STRENGTH OF	OPP. STRENGTH	TEAM	ADJ.	CONF.	ADJ CONF.
Average RPI Loss:	86	RECORD	PCT. RANK	GAMES	SCHEDULE	OF SCHEDULE	RPI	RPI	RPI	RPI
DIV. I ONLY	13- 7	95	0- 1	141	180	98	98	16	16	
DIV. I NON-CONF.	4- 4	162	0- 0	36	191	71	71	12	12	
TOTALS	RPI 1-25	RPI 26-50	W-L RECORDS	RPI 51-100	RPI 101-150	RPI 150+				
13- 7	0- 1	0- 2	OVERALL	0- 2	3- 1	10- 1				
6- 2	0- 0	0- 0	HOME	0- 1	3- 0	3- 1				
6- 4	0- 1	0- 1	AWAY	0- 1	0- 1	6- 0				
1- 1	0- 0	0- 1	NEUTRAL	0- 0	0- 0	1- 0				
4- 4	0- 1	0- 2	NON-CONFERENCE	0- 1	1- 0	3- 0				
2- 0	0- 0	0- 0	HOME	0- 0	1- 0	1- 0				
1- 3	0- 1	0- 1	AWAY	0- 1	0- 0	1- 0				
1- 1	0- 0	0- 1	NEUTRAL	0- 0	0- 0	1- 0				
9- 3	0- 0	0- 0	CONFERENCE	0- 1	2- 1	7- 1				
4- 2	0- 0	0- 0	HOME	0- 1	2- 0	2- 1				
5- 1	0- 0	0- 0	AWAY	0- 0	0- 1	5- 0				
0- 0	0- 0	0- 0	NEUTRAL	0- 0	0- 0	0- 0				

RPI 1-25				RPI 26-50				RPI 51-100				Team's RPI: 98	RPI 101+			
RPI	S	Opponent	Score	RPI	S	Opponent	Score	RPI	S	Opponent	Score		RPI	S	Opponent	Score
13	A	Gonzaga	51 70	30	A	Utah	60 74	65	A	Arizona	46 71		108	A	Northern Colo.	56 60
				49	N	Georgia Tech	51 74	91	H	Idaho	72 86		133	H	Pepperdine	65 63
													140	H	Montana St.	61 43
													147	H	Montana	50 34
													154	A	Portland St.	58 57
													199	H	Eastern Wash.	63 48
													231	A	Sacramento St.	56 42
													231	H	Sacramento St.	73 43
													244	A	Northern Ariz.	80 69
													244	H	Northern Ariz.	77 81
													273	A	Southern Utah	69 57
													275	H	Utah Valley	80 68
													282	A	California Baptist	72 57
													296	N	Kennesaw St.	60 49
													305	A	Weber St.	70 57
LAST 12 Division I GAMES:																
244	H	Northern Ariz.	77 81	231	H	Sacramento St.	73 43									
154	A	Portland St.	58 57	305	A	Weber St.	70 57									
231	A	Sacramento St.	56 42	244	A	Northern Ariz.	80 69									
140	H	Montana St.	61 43	273	A	Southern Utah	69 57									
147	H	Montana	50 34	199	H	Eastern Wash.	63 48									
108	A	Northern Colo.	56 60	91	H	Idaho	72 86									

Non-Div I Games: Benedictine Mesa 88 51

Idaho St.

Average RPI Win:	<b>243</b>	WON-LOST	WINNING	LAST 10	STRENGTH OF	OPP. STRENGTH	TEAM	ADJ.	CONF.	ADJ CONF.
Average RPI Loss:	<b>68</b>	RECORD	PCT. RANK	GAMES	SCHEDULE	OF SCHEDULE	RPI	RPI	RPI	RPI
DIV. I ONLY	<b>9- 14</b>	<b>235</b>	<b>0- 1</b>	<b>92</b>	<b>82</b>	<b>188</b>	<b>188</b>	<b>4</b>	<b>4</b>	
DIV. I NON-CONF.	<b>8- 3</b>	<b>72</b>	<b>0- 0</b>	<b>283</b>	<b>273</b>	<b>177</b>	<b>177</b>	<b>6</b>	<b>6</b>	
TOTALS	RPI 1-25	RPI 26-50	W-L RECORDS	RPI 51-100	RPI 101-150	RPI 150+				
9- 14	0- 4	0- 4	OVERALL	0- 2	1- 3	8- 1				
7- 7	0- 3	0- 2	HOME	0- 1	0- 1	7- 0				
2- 6	0- 1	0- 2	AWAY	0- 1	1- 2	1- 0				
0- 1	0- 0	0- 0	NEUTRAL	0- 0	0- 0	0- 1				
8- 3	0- 0	0- 2	NON-CONFERENCE	0- 0	0- 0	8- 1				
7- 1	0- 0	0- 1	HOME	0- 0	0- 0	7- 0				
1- 1	0- 0	0- 1	AWAY	0- 0	0- 0	1- 0				
0- 1	0- 0	0- 0	NEUTRAL	0- 0	0- 0	0- 1				
1- 11	0- 4	0- 2	CONFERENCE	0- 2	1- 3	0- 0				
0- 6	0- 3	0- 1	HOME	0- 1	0- 1	0- 0				
1- 5	0- 1	0- 1	AWAY	0- 1	1- 2	0- 0				
0- 0	0- 0	0- 0	NEUTRAL	0- 0	0- 0	0- 0				

RPI 1-25				RPI 26-50				RPI 51-100				RPI 101+ Team's RPI: 188			
RPI	S	Opponent	Score	RPI	S	Opponent	Score	RPI	S	Opponent	Score	RPI	S	Opponent	Score
12	H	Iowa	75 94	31	H	Missouri	45 67	82	A	Northwestern	45 68	101	A	Ohio St.	70 78
15	H	Rutgers	60 71	41	H	Indiana	83 85	82	H	Northwestern	56 64	107	H	Nebraska	67 77
19	H	Maryland	66 80	42	A	Purdue	50 72					116	A	Minnesota	66 62
25	A	Michigan St.	60 77	44	A	Clemson	67 69					121	A	Penn St.	48 62

Average RPI Win:	238	WON-LOST	WINNING	LAST 10	STRENGTH OF	OPP. STRENGTH	TEAM	ADJ.	CONF.	ADJ CONF.
Average RPI Loss:	155	RECORD	PCT. RANK	GAMES	SCHEDULE	OF SCHEDULE	RPI	RPI	RPI	RPI
DIV. I ONLY	10- 9	148	1- 0	233	234	184	184	13	13	
DIV. I NON-CONF.	6- 4	125	0- 0	300	312	182	182	14	14	
TOTALS	RPI 1-25	RPI 26-50	W-L RECORDS	RPI 51-100	RPI 101-150	RPI 150+				
10- 9	0- 1	0- 1	OVERALL	1- 1	0- 0	9- 6				
6- 3	0- 1	0- 0	HOME	1- 1	0- 0	5- 1				
4- 6	0- 0	0- 1	AWAY	0- 0	0- 0	4- 5				
0- 0	0- 0	0- 0	NEUTRAL	0- 0	0- 0	0- 0				
6- 4	0- 0	0- 1	NON-CONFERENCE	0- 0	0- 0	6- 3				
4- 0	0- 0	0- 0	HOME	0- 0	0- 0	4- 0				
2- 4	0- 0	0- 1	AWAY	0- 0	0- 0	2- 3				
0- 0	0- 0	0- 0	NEUTRAL	0- 0	0- 0	0- 0				
4- 5	0- 1	0- 0	CONFERENCE	1- 1	0- 0	3- 3				
2- 3	0- 1	0- 0	HOME	1- 1	0- 0	1- 1				
2- 2	0- 0	0- 0	AWAY	0- 0	0- 0	2- 2				
0- 0	0- 0	0- 0	NEUTRAL	0- 0	0- 0	0- 0				

RPI 1-25				RPI 26-50				RPI 51-100				RPI 101+				Team's RPI: 184	
RPI	S	Opponent	Score	RPI	S	Opponent	Score	RPI	S	Opponent	Score	RPI	S	Opponent	Score		
20	H	Drake	64 82	45	A	Butler	56 58	68	H	Missouri St.	47 59	151	H	Southern Ill.	60 52		
								92	H	UNI	66 64	152	H	Bradley	68 79		
												172	A	Indiana St.	44 59		
												183	A	Eastern Mich.	41 50		
												191	H	Saint Louis	72 67		
												220	A	UMKC	62 55		
												229	H	North Dakota	67 55		
												232	A	Loyola Chicago	59 62		
												243	A	SIUE	61 68		
												276	H	Austin Peay	61 49		
												277	A	Cleveland St.	63 67		
												278	A	Northern Ky.	58 53		
												294	A	Valparaiso	70 67		
												309	H	Oakland	62 56		
												338	A	Evansville	72 61		
LAST 12 Division I GAMES:																	
294	A	Valparaiso	70 67	172	A	Indiana St.	44 59										
232	A	Loyola Chicago	59 62	20	H	Drake	64 82										
152	H	Bradley	68 79	92	H	UNI	66 64										
68	H	Missouri St.	47 59	220	A	UMKC	62 55										
151	H	Southern Ill.	60 52	191	H	Saint Louis	72 67										
338	A	Evansville	72 61	278	A	Northern Ky.	58 53										

Non-Div I Games: Maryville (MO) 61 52

Illinois St.



Average RPI Win: <b>319</b>	WON-LOST	WINNING	LAST 10	STRENGTH OF	OPP. STRENGTH	TEAM	ADJ.	CONF.	ADJ CONF.
Average RPI Loss: <b>166</b>	RECORD	PCT. RANK	GAMES	SCHEDULE	OF SCHEDULE	RPI	RPI	RPI	RPI
DIV. I ONLY	2- 18	337	0- 1	183	263	320	320	26	26
DIV. I NON-CONF.	0- 11	336	0- 0	71	197	303	303	23	23
TOTALS	RPI 1-25	RPI 26-50	W-L RECORDS	RPI 51-100	RPI 101-150	RPI 150+			
2- 18	0- 1	0- 2	OVERALL	0- 4	0- 2	2- 9			
1- 7	0- 0	0- 1	HOME	0- 3	0- 1	1- 2			
1- 11	0- 1	0- 1	AWAY	0- 1	0- 1	1- 7			
0- 0	0- 0	0- 0	NEUTRAL	0- 0	0- 0	0- 0			
0- 11	0- 1	0- 2	NON-CONFERENCE	0- 2	0- 2	0- 4			
0- 4	0- 0	0- 1	HOME	0- 1	0- 1	0- 1			
0- 7	0- 1	0- 1	AWAY	0- 1	0- 1	0- 3			
0- 0	0- 0	0- 0	NEUTRAL	0- 0	0- 0	0- 0			
2- 7	0- 0	0- 0	CONFERENCE	0- 2	0- 0	2- 5			
1- 3	0- 0	0- 0	HOME	0- 2	0- 0	1- 1			
1- 4	0- 0	0- 0	AWAY	0- 0	0- 0	1- 4			
0- 0	0- 0	0- 0	NEUTRAL	0- 0	0- 0	0- 0			

RPI 1-25				RPI 26-50				RPI 51-100				RPI 101+ Team's RPI: 320			
RPI	S	Opponent	Score	RPI	S	Opponent	Score	RPI	S	Opponent	Score	RPI	S	Opponent	Score
17	A	Arizona St.	43 <b>81</b>	34	H	Rice	63 <b>74</b>	58	H	Lamar University	51 <b>77</b>	111	H	Houston	60 <b>79</b>
				38	A	South Dakota	43 <b>96</b>	65	A	Arizona	42 <b>84</b>	116	A	Minnesota	39 <b>75</b>
								70	H	SFA	56 <b>66</b>	185	A	Nicholls St.	62 <b>86</b>
								96	H	UT Arlington	49 <b>97</b>	196	A	Massachusetts	59 <b>71</b>
												201	H	Sam Houston St.	56 <b>76</b>
												216	A	San Diego St.	38 <b>81</b>
												292	A	Central Ark.	43 <b>74</b>
												305	H	Weber St.	64 <b>72</b>
												317	A	New Orleans	55 <b>58</b>
												317	H	New Orleans	81 69
												321	A	McNeese	68 66
												335	A	Houston Baptist	59 <b>60</b>
												340	A	Grand Canyon	63 <b>74</b>
LAST 12 Division I GAMES:															
317	A	New Orleans	55 <b>58</b>	201	H	Sam Houston St.	56 <b>76</b>								
335	A	Houston Baptist	59 <b>60</b>	185	A	Nicholls St.	62 <b>86</b>								
317	H	New Orleans	81 69	321	A	McNeese	68 66								
58	H	Lamar University	51 <b>77</b>	34	H	Rice	63 <b>74</b>								
70	H	SFA	56 <b>66</b>	196	A	Massachusetts	59 <b>71</b>								
292	A	Central Ark.	43 <b>74</b>	116	A	Minnesota	39 <b>75</b>								

Non-Div I Games:

Incarnate Word

Loss, Non-Conf, S Site, H Home A Away N Neutral

## Indiana

Through Games Of Feb. 7, 2019

Average RPI Win:	128	WON-LOST	WINNING	LAST 10	STRENGTH OF	OPP. STRENGTH	TEAM	ADJ.	CONF.	ADJ CONF.
Average RPI Loss:	82	RECORD	PCT. RANK	GAMES	SCHEDULE	OF SCHEDULE	RPI	RPI	RPI	RPI
DIV. I ONLY	17- 7	66	0- 1	63	43	41	41	4	4	
DIV. I NON-CONF.	11- 1	13	0- 0	118	57	21	21	6	6	
TOTALS	RPI 1-25	RPI 26-50	W-L RECORDS	RPI 51-100	RPI 101-150	RPI 150+				
17- 7	1- 2	3- 1	OVERALL	3- 1	4- 2	6- 1				
9- 3	1- 1	1- 0	HOME	3- 1	1- 1	3- 0				
6- 3	0- 1	1- 1	AWAY	0- 0	2- 1	3- 0				
2- 1	0- 0	1- 0	NEUTRAL	0- 0	1- 0	0- 1				
11- 1	0- 0	3- 0	NON-CONFERENCE	2- 0	2- 0	4- 1				
6- 0	0- 0	1- 0	HOME	2- 0	0- 0	3- 0				
3- 0	0- 0	1- 0	AWAY	0- 0	1- 0	1- 0				
2- 1	0- 0	1- 0	NEUTRAL	0- 0	1- 0	0- 1				
6- 6	1- 2	0- 1	CONFERENCE	1- 1	2- 2	2- 0				
3- 3	1- 1	0- 0	HOME	1- 1	1- 1	0- 0				
3- 3	0- 1	0- 1	AWAY	0- 0	1- 1	2- 0				
0- 0	0- 0	0- 0	NEUTRAL	0- 0	0- 0	0- 0				

RPI 1-25				RPI 26-50				Team's RPI: 41	RPI 51-100				RPI 101+			
RPI	S	Opponent	Score	RPI	S	Opponent	Score		RPI	S	Opponent	Score	RPI	S	Opponent	Score
15	A	Rutgers	64 69	38	N	South Dakota	68 60		59	H	Michigan	70 60	101	A	Ohio St.	50 55
19	H	Maryland	56 76	42	A	Purdue	53 56		68	H	Missouri St.	98 74	102	N	Loyola Marymount	67 43
25	H	Michigan St.	68 64	45	H	Butler	66 46		82	H	Northwestern	69 75	107	A	Nebraska	82 78
				47	A	UCLA	67 65		97	H	Northern Ill.	91 73	109	A	Wake Forest	87 73
													116	H	Minnesota	61 65
													121	H	Penn St.	83 75
													181	A	Wisconsin	75 68
													188	A	Illinois	85 83
													190	H	Milwaukee	68 66
													202	N	Grambling	62 65
													203	H	Florida	83 64
													283	H	North Florida	75 52
													309	A	Oakland	59 32
LAST 12 Division I GAMES:																
116	H	Minnesota	61 65	82	H	Northwestern	69 75									
107	A	Nebraska	82 78	181	A	Wisconsin	75 68									
15	A	Rutgers	64 69	101	A	Ohio St.	50 55									
19	H	Maryland	56 76	25	H	Michigan St.	68 64									
59	H	Michigan	70 60	121	H	Penn St.	83 75									
42	A	Purdue	53 56	188	A	Illinois	85 83									

Non-Div I Games:

Indiana

■ Loss, 
■ Non-Conf, 
■ S Site, 
■ H Home 
■ A Away 
N Neutral

Average RPI Win:	249	WON-LOST	WINNING	LAST 10	STRENGTH OF	OPP. STRENGTH	TEAM	ADJ.	CONF.	ADJ CONF.
Average RPI Loss:	139	RECORD	PCT. RANK	GAMES	SCHEDULE	OF SCHEDULE	RPI	RPI	RPI	RPI
DIV. I ONLY	9- 10	184	1- 0	191	255	172	172	13	13	
DIV. I NON-CONF.	5- 5	162	0- 0	240	330	183	183	14	14	
TOTALS	RPI 1-25	RPI 26-50	W-L RECORDS	RPI 51-100	RPI 101-150	RPI 150+				
9- 10	0- 1	0- 1	OVERALL	0- 2	0- 1	9- 5				
2- 4	0- 1	0- 0	HOME	0- 1	0- 1	2- 1				
7- 5	0- 0	0- 1	AWAY	0- 1	0- 0	7- 3				
0- 1	0- 0	0- 0	NEUTRAL	0- 0	0- 0	0- 1				
5- 5	0- 0	0- 1	NON-CONFERENCE	0- 0	0- 1	5- 3				
1- 1	0- 0	0- 0	HOME	0- 0	0- 1	1- 0				
4- 3	0- 0	0- 1	AWAY	0- 0	0- 0	4- 2				
0- 1	0- 0	0- 0	NEUTRAL	0- 0	0- 0	0- 1				
4- 5	0- 1	0- 0	CONFERENCE	0- 2	0- 0	4- 2				
1- 3	0- 1	0- 0	HOME	0- 1	0- 0	1- 1				
3- 2	0- 0	0- 0	AWAY	0- 1	0- 0	3- 1				
0- 0	0- 0	0- 0	NEUTRAL	0- 0	0- 0	0- 0				

RPI 1-25				RPI 26-50				RPI 51-100				RPI 101+ Team's RPI: 172			
RPI	S	Opponent	Score	RPI	S	Opponent	Score	RPI	S	Opponent	Score	RPI	S	Opponent	Score
20	H	Drake	68 70	45	A	Butler	49 72	68	A	Missouri St.	58 71	134	H	IUPUI	59 64
								92	H	UNI	51 71	151	A	Southern Ill.	61 58
												152	H	Bradley	45 61
												171	N	UC Irvine	61 77
												184	H	Illinois St.	59 44
												188	A	Illinois	57 75
												191	A	Saint Louis	60 56
												200	A	Southeast Mo. St.	62 51
												217	A	Marshall	62 53
												232	A	Loyola Chicago	54 56
												285	A	Eastern Ill.	39 63
												294	A	Valparaiso	86 82
												330	H	UIC	60 53
												338	A	Evansville	76 69
												340	A	Grand Canyon	88 81
LAST 12 Division I GAMES:															
338	A	Evansville	76 69	184	H	Illinois St.	59 44								
92	H	UNI	51 71	151	A	Southern Ill.	61 58								
20	H	Drake	68 70	68	A	Missouri St.	58 71								
232	A	Loyola Chicago	54 56	285	A	Eastern Ill.	39 63								
294	A	Valparaiso	86 82	45	A	Butler	49 72								
152	H	Bradley	45 61	330	H	UIC	60 53								

Non-Div I Games: Davenport 79 43

Indiana St.

■ Loss, 
 ■ Non-Conf, 
 ■ S Site, 
 ■ Home 
 ■ A Away 
 N Neutral

Average RPI Win: <b>194</b>	WON-LOST	WINNING	LAST 10	STRENGTH OF	OPP. STRENGTH	TEAM	ADJ.	CONF.	ADJ CONF.
Average RPI Loss: <b>181</b>	RECORD	PCT. RANK	GAMES	SCHEDULE	OF SCHEDULE	RPI	RPI	RPI	RPI
DIV. I ONLY	1- 22	350	0- 1	170	244	332	332	25	25
DIV. I NON-CONF.	1- 10	330	0- 0	67	118	278	278	28	28
TOTALS	RPI 1-25	RPI 26-50	W-L RECORDS	RPI 51-100	RPI 101-150	RPI 150+			
1- 22	0- 1	0- 1	OVERALL	0- 3	0- 4	1- 13			
1- 12	0- 1	0- 0	HOME	0- 2	0- 2	1- 7			
0- 10	0- 0	0- 1	AWAY	0- 1	0- 2	0- 6			
0- 0	0- 0	0- 0	NEUTRAL	0- 0	0- 0	0- 0			
1- 10	0- 1	0- 1	NON-CONFERENCE	0- 2	0- 3	1- 3			
1- 5	0- 1	0- 0	HOME	0- 1	0- 2	1- 1			
0- 5	0- 0	0- 1	AWAY	0- 1	0- 1	0- 2			
0- 0	0- 0	0- 0	NEUTRAL	0- 0	0- 0	0- 0			
0- 12	0- 0	0- 0	CONFERENCE	0- 1	0- 1	0- 10			
0- 7	0- 0	0- 0	HOME	0- 1	0- 0	0- 6			
0- 5	0- 0	0- 0	AWAY	0- 0	0- 1	0- 4			
0- 0	0- 0	0- 0	NEUTRAL	0- 0	0- 0	0- 0			

RPI 1-25				RPI 26-50				RPI 51-100				RPI 101+ Team's RPI: 332			
RPI	S	Opponent	Score	RPI	S	Opponent	Score	RPI	S	Opponent	Score	RPI	S	Opponent	Score
23	H	Central Mich.	39 <b>82</b>	46	A	Bucknell	43 <b>81</b>	60	H	Quinnipiac	39 <b>76</b>	110	A	Kansas	44 <b>75</b>
								74	H	Penn	43 <b>66</b>	123	H	St. John's (NY)	35 <b>61</b>
								86	A	Toledo	38 <b>84</b>	139	H	Fordham	40 <b>57</b>
												145	A	Marist	36 <b>76</b>
												162	H	Stony Brook	51 <b>53</b>
												178	A	Temple	39 <b>59</b>
												186	H	Rider	58 <b>66</b>
												194	H	George Washington	52 <b>43</b>
												221	A	Niagara	53 <b>72</b>
												221	H	Niagara	46 <b>58</b>
												233	H	Monmouth	38 <b>55</b>
												250	A	Hofstra	49 <b>74</b>
												269	A	Siena	47 <b>59</b>
												269	H	Siena	45 <b>66</b>
												284	A	Canisius	47 <b>67</b>
												284	H	Canisius	40 <b>48</b>
												311	H	Fairfield	42 <b>55</b>
												313	A	Manhattan	33 <b>55</b>
LAST 12 Division I GAMES:															
269	H	Siena	45 <b>66</b>	313	A	Manhattan	33 <b>55</b>								
221	A	Niagara	53 <b>72</b>	186	H	Rider	58 <b>66</b>								
284	A	Canisius	47 <b>67</b>	221	H	Niagara	46 <b>58</b>								
60	H	Quinnipiac	39 <b>76</b>	284	H	Canisius	40 <b>48</b>								
311	H	Fairfield	42 <b>55</b>	269	A	Siena	47 <b>59</b>								
145	A	Marist	36 <b>76</b>	233	H	Monmouth	38 <b>55</b>								

Non-Div I Games:

Iona

■ Loss, 
 ■ Non-Conf, S Site, 
 ■ Home 
 ■ Away 
 N Neutral

Average RPI Win:	113	WON-LOST	WINNING	LAST 10	STRENGTH OF	OPP. STRENGTH	TEAM	ADJ.	CONF.	ADJ CONF.
Average RPI Loss:	29	RECORD	PCT. RANK	GAMES	SCHEDULE	OF SCHEDULE	RPI	RPI	RPI	RPI
DIV. I ONLY	18- 5	33	0- 1	9	27	12	12	4	4	
DIV. I NON-CONF.	9- 2	43	0- 1	14	41	10	10	6	6	
TOTALS	RPI 1-25	RPI 26-50	W-L RECORDS	RPI 51-100	RPI 101-150	RPI 150+				
18- 5	4- 3	1- 1	OVERALL	3- 1	5- 0	5- 0				
12- 0	3- 0	1- 0	HOME	2- 0	2- 0	4- 0				
5- 4	1- 2	0- 1	AWAY	0- 1	3- 0	1- 0				
1- 1	0- 1	0- 0	NEUTRAL	1- 0	0- 0	0- 0				
9- 2	2- 2	0- 0	NON-CONFERENCE	2- 0	2- 0	3- 0				
6- 0	1- 0	0- 0	HOME	1- 0	1- 0	3- 0				
2- 1	1- 1	0- 0	AWAY	0- 0	1- 0	0- 0				
1- 1	0- 1	0- 0	NEUTRAL	1- 0	0- 0	0- 0				
9- 3	2- 1	1- 1	CONFERENCE	1- 1	3- 0	2- 0				
6- 0	2- 0	1- 0	HOME	1- 0	1- 0	1- 0				
3- 3	0- 1	0- 1	AWAY	0- 1	2- 0	1- 0				
0- 0	0- 0	0- 0	NEUTRAL	0- 0	0- 0	0- 0				

RPI	S	Opponent	Score	RPI	S	Opponent	Score	RPI	S	Opponent	Score	RPI	S	Opponent	Score
1	A	Notre Dame	71 105	42	A	Purdue	57 62	59	A	Michigan	81 90	107	H	Nebraska	77 71
11	H	Iowa St.	73 70	42	H	Purdue	72 58	59	H	Michigan	75 61	116	A	Minnesota	81 63
15	H	Rutgers	72 66					66	N	West Virginia	84 81	120	A	Western Ky.	104 67
18	N	Florida St.	67 71					92	H	UNI	83 57	121	A	Penn St.	81 61
20	A	Drake	91 82									134	H	IUPUI	72 58
25	A	Michigan St.	70 84									180	H	Oral Roberts	90 77
25	H	Michigan St.	86 71									181	H	Wisconsin	71 53
												188	A	Illinois	94 75
												214	H	Robert Morris	92 63
												343	H	N.C. Central	106 39
LAST 12 Division I GAMES:															
18	N	Florida St.	67 71	188	A	Illinois	94 75								
25	H	Michigan St.	86 71	59	H	Michigan	75 61								
121	A	Penn St.	81 61	116	A	Minnesota	81 63								
59	A	Michigan	81 90	42	A	Purdue	57 62								
42	H	Purdue	72 58	181	H	Wisconsin	71 53								
15	H	Rutgers	72 66	107	H	Nebraska	77 71								

Non-Div I Games:

Iowa

Average RPI Win: 106		WON-LOST	WINNING	LAST 10	STRENGTH OF	OPP. STRENGTH	TEAM	ADJ.	CONF.	ADJ CONF.
Average RPI Loss: 30		RECORD	PCT. RANK	GAMES	SCHEDULE	OF SCHEDULE	RPI	RPI	RPI	RPI
DIV. I ONLY		17- 5	38	3- 0	2	44	11	11	3	3
DIV. I NON-CONF.		10- 2	37	3- 0	10	88	8	8	3	3
TOTALS		RPI 1-25	RPI 26-50		W-L RECORDS		RPI 51-100	RPI 101-150	RPI 150+	
17- 5	2- 2	2- 2		OVERALL		6- 1	2- 0	5- 0		
13- 1	2- 0	2- 1		HOME		4- 0	1- 0	4- 0		
3- 4	0- 2	0- 1		AWAY		2- 1	1- 0	0- 0		
1- 0	0- 0	0- 0		NEUTRAL		0- 0	0- 0	1- 0		
10- 2	2- 1	1- 1		NON-CONFERENCE		3- 0	0- 0	4- 0		
9- 0	2- 0	1- 0		HOME		3- 0	0- 0	3- 0		
0- 2	0- 1	0- 1		AWAY		0- 0	0- 0	0- 0		
1- 0	0- 0	0- 0		NEUTRAL		0- 0	0- 0	1- 0		
7- 3	0- 1	1- 1		CONFERENCE		3- 1	2- 0	1- 0		
4- 1	0- 0	1- 1		HOME		1- 0	1- 0	1- 0		
3- 2	0- 1	0- 0		AWAY		2- 1	1- 0	0- 0		
0- 0	0- 0	0- 0		NEUTRAL		0- 0	0- 0	0- 0		

RPI	S	Opponent	Score	RPI	S	Opponent	Score	RPI	S	Opponent	Score	RPI	S	Opponent	Score
2	A	Baylor	69 84	32	H	Texas	62 64	53	A	Kansas St.	81 52	110	A	Kansas	82 73
12	A	Iowa	70 73	38	A	South Dakota	59 64	53	H	Kansas St.	96 58	148	H	Texas Tech	105 66
20	H	Drake	86 81	46	H	Bucknell	86 61	63	H	Auburn	67 64	153	H	Oklahoma	104 78
22	H	Miami (FL)	75 52	48	H	TCU	92 54	66	A	West Virginia	64 73	183	N	Eastern Mich.	85 59
								75	H	Arkansas	91 82	192	H	Prairie View	94 46
								88	A	Oklahoma St.	84 71	221	H	Niagara	95 35
								97	H	Northern Ill.	70 60	229	H	North Dakota	87 35
LAST 12 Division I GAMES:															
				97	H	Northern Ill.	70 60	2	A	Baylor	69 84				
				63	H	Auburn	67 64	153	H	Oklahoma	104 78				
				22	H	Miami (FL)	75 52	66	A	West Virginia	64 73				
				53	A	Kansas St.	81 52	32	H	Texas	62 64				
				148	H	Texas Tech	105 66	48	H	TCU	92 54				
				88	A	Oklahoma St.	84 71	110	A	Kansas	82 73				

Non-Div I Games:

Iowa St.

■ Loss, 
 ■ Non-Conf, S Site, 
 ■ Home 
 ■ Away 
 N Neutral

Average RPI Win:	303	WON-LOST	WINNING	LAST 10	STRENGTH OF	OPP. STRENGTH	TEAM	ADJ.	CONF.	ADJ CONF.
Average RPI Loss:	184	RECORD	PCT. RANK	GAMES	SCHEDULE	OF SCHEDULE	RPI	RPI	RPI	RPI
DIV. I ONLY	6- 12	256	1- 0	327	293	307	307	29	29	
DIV. I NON-CONF.	2- 7	288	0- 0	195	230	283	283	27	27	
TOTALS	RPI 1-25	RPI 26-50	W-L RECORDS	RPI 51-100	RPI 101-150	RPI 150+				
6- 12	0- 1	0- 0	OVERALL	0- 2	0- 1	6- 8				
4- 2	0- 0	0- 0	HOME	0- 0	0- 0	4- 2				
1- 9	0- 1	0- 0	AWAY	0- 2	0- 0	1- 6				
1- 1	0- 0	0- 0	NEUTRAL	0- 0	0- 1	1- 0				
2- 7	0- 1	0- 0	NON-CONFERENCE	0- 2	0- 1	2- 3				
1- 1	0- 0	0- 0	HOME	0- 0	0- 0	1- 1				
0- 5	0- 1	0- 0	AWAY	0- 2	0- 0	0- 2				
1- 1	0- 0	0- 0	NEUTRAL	0- 0	0- 1	1- 0				
4- 5	0- 0	0- 0	CONFERENCE	0- 0	0- 0	4- 5				
3- 1	0- 0	0- 0	HOME	0- 0	0- 0	3- 1				
1- 4	0- 0	0- 0	AWAY	0- 0	0- 0	1- 4				
0- 0	0- 0	0- 0	NEUTRAL	0- 0	0- 0	0- 0				

RPI 1-25				RPI 26-50				RPI 51-100				RPI 101+ Team's RPI: 307			
RPI	S	Opponent	Score	RPI	S	Opponent	Score	RPI	S	Opponent	Score	RPI	S	Opponent	Score
7	A	Mississippi St.	38 105					75	A	Arkansas	57 76	142	N	Akron	57 74
								96	A	UT Arlington	63 99	173	H	Southern U.	74 76
												192	A	Prairie View	57 76
												202	A	Grambling	77 74
												223	A	Memphis	67 68
												236	A	Alabama St.	67 74
												240	A	Texas Southern	67 76
												256	A	Louisiana	61 68
												266	H	Southeastern La.	45 50
												292	H	Central Ark.	65 56
												301	H	Mississippi Val.	87 56
												304	A	Alabama A&M	55 58
												330	N	UIC	72 57
												345	H	Ark.-Pine Bluff	60 41
												350	H	Alcorn	88 66
LAST 12 Division I GAMES:															
345	H	Ark.-Pine Bluff	60 41	350	H	Alcorn	88 66								
301	H	Mississippi Val.	87 56	236	A	Alabama St.	67 74								
202	A	Grambling	77 74	304	A	Alabama A&M	55 58								
240	A	Texas Southern	67 76	75	A	Arkansas	57 76								
192	A	Prairie View	57 76	330	N	UIC	72 57								
173	H	Southern U.	74 76	142	N	Akron	57 74								

Non-Div I Games: Spring Hill 105 57 Millsaps 88 38

Jackson St.

Loss, Non-Conf, S Site, H Home A Away N Neutral

Jacksonville

Through Games Of Feb. 7, 2019

Average RPI Win:	289	WON-LOST	WINNING	LAST 10	STRENGTH OF	OPP. STRENGTH	TEAM	ADJ.	CONF.	ADJ CONF.
Average RPI Loss:	161	RECORD	PCT. RANK	GAMES	SCHEDULE	OF SCHEDULE	RPI	RPI	RPI	RPI
DIV. I ONLY	9- 11	202	1- 0	271	284	225	225	24	24	
DIV. I NON-CONF.	4- 6	212	0- 0	176	293	192	192	26	26	
TOTALS	RPI 1-25	RPI 26-50	W-L RECORDS	RPI 51-100	RPI 101-150	RPI 150+				
9- 11	0- 2	0- 0	OVERALL	0- 2	0- 2	9- 5				
3- 4	0- 0	0- 0	HOME	0- 0	0- 1	3- 3				
6- 5	0- 2	0- 0	AWAY	0- 1	0- 1	6- 1				
0- 2	0- 0	0- 0	NEUTRAL	0- 1	0- 0	0- 1				
4- 6	0- 2	0- 0	NON-CONFERENCE	0- 1	0- 1	4- 2				
1- 1	0- 0	0- 0	HOME	0- 0	0- 0	1- 1				
3- 3	0- 2	0- 0	AWAY	0- 0	0- 1	3- 0				
0- 2	0- 0	0- 0	NEUTRAL	0- 1	0- 0	0- 1				
5- 5	0- 0	0- 0	CONFERENCE	0- 1	0- 1	5- 3				
2- 3	0- 0	0- 0	HOME	0- 0	0- 1	2- 2				
3- 2	0- 0	0- 0	AWAY	0- 1	0- 0	3- 1				
0- 0	0- 0	0- 0	NEUTRAL	0- 0	0- 0	0- 0				

RPI 1-25			RPI 26-50			RPI 51-100			RPI 101+ Team's RPI: 225		
RPI	S	Opponent	Score	RPI	S	Opponent	Score	RPI	S	Opponent	Score
18	A	Florida St.	46 79					121	A	Penn St.	61 80
21	A	Texas A&M	53 73					144	H	North Ala.	59 62
								156	H	Mercer	71 66
								211	H	Stetson	56 69
								245	A	Liberty	64 52
								245	H	Liberty	75 85
								264	H	Bethune-Cookman	56 58
								283	A	North Florida	80 72
								296	A	Kennesaw St.	55 75
								296	H	Kennesaw St.	68 53
								304	N	Alabama A&M	60 65
								310	A	NJIT	61 56
								315	A	FIU	73 62
								319	A	Charleston So.	68 58
								329	H	Lipscomb	62 47
								348	A	Savannah St.	68 58
LAST 12 Division I GAMES:											
296	H	Kennesaw St.	68 53	144	H	North Ala.	59 62				
67	A	FGCU	58 82	245	A	Liberty	64 52				
211	H	Stetson	56 69	296	A	Kennesaw St.	55 75				
245	H	Liberty	75 85	329	H	Lipscomb	62 47				
283	A	North Florida	80 72	156	H	Mercer	71 66				
310	A	NJIT	61 56	315	A	FIU	73 62				

Non-Div I Games: Webber Int'l 73 39 Edward Waters 100 48 Warner 105 55

Jacksonville

Loss, Non-Conf, S Site, H Home A Away N Neutral



Average RPI Win:	278	WON-LOST	WINNING	LAST 10	STRENGTH OF	OPP. STRENGTH	TEAM	ADJ.	CONF.	ADJ CONF.
Average RPI Loss:	130	RECORD	PCT. RANK	GAMES	SCHEDULE	OF SCHEDULE	RPI	RPI	RPI	RPI
DIV. I ONLY	9- 12	218	0- 1	240	227	226	226	22	22	
DIV. I NON-CONF.	5- 5	162	0- 1	271	170	203	203	21	21	
TOTALS	RPI 1-25	RPI 26-50	W-L RECORDS	RPI 51-100	RPI 101-150	RPI 150+				
9- 12	0- 0	0- 0	OVERALL	0- 5	0- 5	9- 2				
3- 6	0- 0	0- 0	HOME	0- 3	0- 1	3- 2				
6- 4	0- 0	0- 0	AWAY	0- 1	0- 3	6- 0				
0- 2	0- 0	0- 0	NEUTRAL	0- 1	0- 1	0- 0				
5- 5	0- 0	0- 0	NON-CONFERENCE	0- 3	0- 2	5- 0				
1- 2	0- 0	0- 0	HOME	0- 2	0- 0	1- 0				
4- 1	0- 0	0- 0	AWAY	0- 0	0- 1	4- 0				
0- 2	0- 0	0- 0	NEUTRAL	0- 1	0- 1	0- 0				
4- 7	0- 0	0- 0	CONFERENCE	0- 2	0- 3	4- 2				
2- 4	0- 0	0- 0	HOME	0- 1	0- 1	2- 2				
2- 3	0- 0	0- 0	AWAY	0- 1	0- 2	2- 0				
0- 0	0- 0	0- 0	NEUTRAL	0- 0	0- 0	0- 0				

RPI 1-25			RPI 26-50			RPI 51-100			RPI 101+			Team's RPI: 226
RPI	S	Opponent	Score	RPI	S	Opponent	Score	RPI	S	Opponent	Score	
						55 H Miami (OH)	41 58	122 A Morehead St.		55 66		
						69 N Harvard	62 69	126 N Washington St.		51 64		
						72 A Belmont	52 66	129 A UT Martin		72 77		
						72 H Belmont	41 64	148 A Texas Tech		58 71		
						90 H Troy	63 89	150 H Tennessee Tech		49 66		
								157 H Georgia St.		61 56		
								198 A Ole Miss		60 49		
								243 H SIUE		47 51		
								276 H Austin Peay		67 56		
								285 H Eastern Ill.		78 49		
								287 H Murray St.		59 64		
								290 A Tennessee St.		62 52		
								304 A Alabama A&M		55 48		
								318 A Eastern Ky.		53 44		
								329 A Lipscomb		58 46		
								349 A Florida A&M		62 31		
LAST 12 Division I GAMES:												
126	N	Washington St.	51 64	150	H	Tennessee Tech	49 66					
129	A	UT Martin	72 77	72	H	Belmont	41 64					
276	H	Austin Peay	67 56	243	H	SIUE	47 51					
287	H	Murray St.	59 64	285	H	Eastern Ill.	78 49					
122	A	Morehead St.	55 66	290	A	Tennessee St.	62 52					
318	A	Eastern Ky.	53 44	72	A	Belmont	52 66					

Non-Div I Games: Montevallo 84 52

Jacksonville St.

Average RPI Win:	182	WON-LOST	WINNING	LAST 10	STRENGTH OF	OPP. STRENGTH	TEAM	ADJ.	CONF.	ADJ CONF.
Average RPI Loss:	110	RECORD	PCT. RANK	GAMES	SCHEDULE	OF SCHEDULE	RPI	RPI	RPI	RPI
DIV. I ONLY	16- 4	24	1- 0	144	134	40	40	10	10	
DIV. I NON-CONF.	8- 3	72	0- 0	178	157	62	62	10	10	
TOTALS	RPI 1-25	RPI 26-50	W-L RECORDS	RPI 51-100	RPI 101-150	RPI 150+				
16- 4	0- 1	0- 0	OVERALL	3- 0	4- 2	9- 1				
10- 0	0- 0	0- 0	HOME	2- 0	4- 0	4- 0				
6- 4	0- 1	0- 0	AWAY	1- 0	0- 2	5- 1				
0- 0	0- 0	0- 0	NEUTRAL	0- 0	0- 0	0- 0				
8- 3	0- 1	0- 0	NON-CONFERENCE	1- 0	2- 1	5- 1				
5- 0	0- 0	0- 0	HOME	1- 0	2- 0	2- 0				
3- 3	0- 1	0- 0	AWAY	0- 0	0- 1	3- 1				
0- 0	0- 0	0- 0	NEUTRAL	0- 0	0- 0	0- 0				
8- 1	0- 0	0- 0	CONFERENCE	2- 0	2- 1	4- 0				
5- 0	0- 0	0- 0	HOME	1- 0	2- 0	2- 0				
3- 1	0- 0	0- 0	AWAY	1- 0	0- 1	2- 0				
0- 0	0- 0	0- 0	NEUTRAL	0- 0	0- 0	0- 0				

RPI 1-25				RPI 26-50				Team's RPI: 40				RPI 51-100				RPI 101+			
RPI	S	Opponent	Score	RPI	S	Opponent	Score	RPI	S	Opponent	Score	RPI	S	Opponent	Score	RPI	S	Opponent	Score
19	A	Maryland	63 87									79	H	Northeastern	84 49	105	H	Dayton	68 55
												85	A	Drexel	51 35	109	A	Wake Forest	49 50
												93	H	Georgetown	69 57	118	H	Towson	71 59
																119	A	UNCW	63 66
																123	H	St. John's (NY)	64 51
																149	H	William & Mary	65 48
																159	A	Delaware	68 43
																193	A	Hampton	65 72
																194	H	George Washington	50 37
																197	H	Elon	82 30
																214	A	Robert Morris	59 36
																245	A	Liberty	74 53
																250	H	Hofstra	77 54
																272	H	Winthrop	56 39
																289	A	Col. of Charleston	91 50
																346	A	Delaware St.	103 57
LAST 12 Division I GAMES:																			
118	H	Towson	71 59	250	H	Hofstra	77 54												
197	H	Elon	82 30	85	A	Drexel	51 35												
149	H	William & Mary	65 48	159	A	Delaware	68 43												
289	A	Col. of Charleston	91 50	214	A	Robert Morris	59 36												
119	A	UNCW	63 66	123	H	St. John's (NY)	64 51												
79	H	Northeastern	84 49	109	A	Wake Forest	49 50												

Non-Div I Games:

James Madison

■ Loss, 
■ Non-Conf, S Site, 
■ Home 
■ Away 
N Neutral

Kansas

Through Games Of Feb. 7, 2019

Average RPI Win:	182	WON-LOST	WINNING	LAST 10	STRENGTH OF	OPP. STRENGTH	TEAM	ADJ.	CONF.	ADJ CONF.
Average RPI Loss:	62	RECORD	PCT. RANK	GAMES	SCHEDULE	OF SCHEDULE	RPI	RPI	RPI	RPI
DIV. I ONLY	12- 9	132	1- 0	80	52	110	110	3	3	
DIV. I NON-CONF.	10- 1	17	1- 0	256	171	51	51	3	3	
TOTALS	RPI 1-25	RPI 26-50	W-L RECORDS	RPI 51-100	RPI 101-150	RPI 150+				
12- 9	0- 2	0- 2	OVERALL	3- 3	1- 2	8- 0				
8- 4	0- 2	0- 0	HOME	0- 2	0- 0	8- 0				
2- 5	0- 0	0- 2	AWAY	2- 1	0- 2	0- 0				
2- 0	0- 0	0- 0	NEUTRAL	1- 0	1- 0	0- 0				
10- 1	0- 0	0- 0	NON-CONFERENCE	2- 0	1- 1	7- 0				
7- 0	0- 0	0- 0	HOME	0- 0	0- 0	7- 0				
1- 1	0- 0	0- 0	AWAY	1- 0	0- 1	0- 0				
2- 0	0- 0	0- 0	NEUTRAL	1- 0	1- 0	0- 0				
2- 8	0- 2	0- 2	CONFERENCE	1- 3	0- 1	1- 0				
1- 4	0- 2	0- 0	HOME	0- 2	0- 0	1- 0				
1- 4	0- 0	0- 2	AWAY	1- 1	0- 1	0- 0				
0- 0	0- 0	0- 0	NEUTRAL	0- 0	0- 0	0- 0				

RPI	S	Opponent	Score	RPI	S	Opponent	Score	RPI	S	Opponent	Score	RPI	S	Opponent	Score	Team's RPI: 110
2	H	Baylor	68 94	32	A	Texas	43 62	52	A	LSU	68 61	107	A	Nebraska	52 58	
11	H	Iowa St.	73 82	48	A	TCU	53 58	53	A	Kansas St.	61 54	126	N	Washington St.	71 63	
								53	H	Kansas St.	62 72	148	A	Texas Tech	66 69	
								66	A	West Virginia	50 71	153	H	Oklahoma	88 79	
								82	N	Northwestern	66 57	180	H	Oral Roberts	70 58	
								88	H	Oklahoma St.	62 72	202	H	Grambling	76 45	
												204	H	George Mason	77 56	
												220	H	UMKC	67 55	
												271	H	Vermont	77 36	
												304	H	Alabama A&M	65 54	
												332	H	Iona	75 44	
LAST 12 Division I GAMES:																
82	N	Northwestern	66 57	88	H	Oklahoma St.	62 72	2	H	Baylor	68 94					
53	H	Kansas St.	62 72	53	A	Kansas St.	61 54	148	A	Texas Tech	66 69					
66	A	West Virginia	50 71	11	H	Iowa St.	73 82	271	H	Vermont	77 36					
153	H	Oklahoma	88 79	32	A	Texas	43 62									

Non-Div I Games:

Kansas

Loss, Non-Conf, S Site, H Home A Away N Neutral

Average RPI Win:	143	WON-LOST	WINNING	LAST 10	STRENGTH OF	OPP. STRENGTH	TEAM	ADJ.	CONF.	ADJ CONF.
Average RPI Loss:	34	RECORD	PCT. RANK	GAMES	SCHEDULE	OF SCHEDULE	RPI	RPI	RPI	RPI
DIV. I ONLY	14- 9	113	1- 0	28	11	53	53	3	3	
DIV. I NON-CONF.	9- 3	61	0- 0	102	22	54	54	3	3	
TOTALS	RPI 1-25	RPI 26-50	W-L RECORDS	RPI 51-100	RPI 101-150	RPI 150+				
14- 9	0- 5	1- 2	OVERALL	5- 1	2- 1	6- 0				
10- 3	0- 1	1- 1	HOME	3- 0	0- 1	6- 0				
3- 3	0- 2	0- 0	AWAY	1- 1	2- 0	0- 0				
1- 3	0- 2	0- 1	NEUTRAL	1- 0	0- 0	0- 0				
9- 3	0- 2	0- 1	NON-CONFERENCE	4- 0	0- 0	5- 0				
7- 0	0- 0	0- 0	HOME	2- 0	0- 0	5- 0				
1- 0	0- 0	0- 0	AWAY	1- 0	0- 0	0- 0				
1- 3	0- 2	0- 1	NEUTRAL	1- 0	0- 0	0- 0				
5- 6	0- 3	1- 1	CONFERENCE	1- 1	2- 1	1- 0				
3- 3	0- 1	1- 1	HOME	1- 0	0- 1	1- 0				
2- 3	0- 2	0- 0	AWAY	0- 1	2- 0	0- 0				
0- 0	0- 0	0- 0	NEUTRAL	0- 0	0- 0	0- 0				

RPI 1-25				RPI 26-50				RPI 51-100 Team's RPI: 53				RPI 101+			
RPI	S	Opponent	Score	RPI	S	Opponent	Score	RPI	S	Opponent	Score	RPI	S	Opponent	Score
2	A	Baylor	50 65	32	H	Texas	87 69	58	H	Lamar University	73 55	110	A	Kansas	72 62
9	N	Syracuse	61 70	36	N	DePaul	59 79	66	A	West Virginia	30 60	110	H	Kansas	54 61
11	A	Iowa St.	58 96	48	H	TCU	47 61	71	A	Little Rock	53 47	148	A	Texas Tech	66 62
11	H	Iowa St.	52 81					80	N	Princeton	80 61	153	H	Oklahoma	86 56
17	N	Arizona St.	51 65					88	H	Oklahoma St.	59 48	174	H	Vanderbilt	72 61
								92	H	UNI	72 62	182	H	North Texas	60 42
												220	H	UMKC	61 50
												292	H	Central Ark.	70 54
												308	H	Omaha	61 46
LAST 12 Division I GAMES:															
110	A	Kansas	72 62	32	H	Texas	87 69	110	H	Kansas	54 61				
11	H	Iowa St.	52 81	2	A	Baylor	50 65	153	H	Oklahoma	86 56				
48	H	TCU	47 61	11	A	Iowa St.	58 96	92	H	UNI	72 62				
66	A	West Virginia	30 60												
88	H	Oklahoma St.	59 48												
148	A	Texas Tech	66 62												

Non-Div I Games:

Kansas St.

■ Loss, 
■ Non-Conf, 
■ S Site, 
■ H Home 
■ A Away 
N Neutral

Average RPI Win:	271	WON-LOST	WINNING	LAST 10	STRENGTH OF	OPP. STRENGTH	TEAM	ADJ.	CONF.	ADJ CONF.
Average RPI Loss:	178	RECORD	PCT. RANK	GAMES	SCHEDULE	OF SCHEDULE	RPI	RPI	RPI	RPI
DIV. I ONLY	4- 16	315	0- 1	163	312	296	296	24	24	
DIV. I NON-CONF.	3- 9	271	0- 0	145	304	274	274	26	26	
TOTALS	RPI 1-25	RPI 26-50	W-L RECORDS	RPI 51-100	RPI 101-150	RPI 150+				
4- 16	0- 1	0- 1	OVERALL	0- 2	0- 2	4- 10				
3- 3	0- 0	0- 0	HOME	0- 1	0- 0	3- 2				
0- 9	0- 0	0- 1	AWAY	0- 0	0- 2	0- 6				
1- 4	0- 1	0- 0	NEUTRAL	0- 1	0- 0	1- 2				
3- 9	0- 1	0- 1	NON-CONFERENCE	0- 1	0- 1	3- 5				
2- 0	0- 0	0- 0	HOME	0- 0	0- 0	2- 0				
0- 5	0- 0	0- 1	AWAY	0- 0	0- 1	0- 3				
1- 4	0- 1	0- 0	NEUTRAL	0- 1	0- 0	1- 2				
1- 7	0- 0	0- 0	CONFERENCE	0- 1	0- 1	1- 5				
1- 3	0- 0	0- 0	HOME	0- 1	0- 0	1- 2				
0- 4	0- 0	0- 0	AWAY	0- 0	0- 1	0- 3				
0- 0	0- 0	0- 0	NEUTRAL	0- 0	0- 0	0- 0				

RPI S	Opponent	Score	RPI S	Opponent	Score	RPI S	Opponent	Score	RPI S	Opponent	Score	Team's RPI: 296
25 N	Michigan St.	51 75	49 A	Georgia Tech	35 60	67 H	FGCU	46 69	104 A	Seton Hall	80 102	
						98 N	Idaho St.	49 60	144 A	North Ala.	55 80	
									156 A	Mercer	48 64	
									157 A	Georgia St.	73 79	
									207 A	East Carolina	56 68	
									211 A	Stetson	69 76	
									225 A	Jacksonville	53 68	
									225 H	Jacksonville	75 55	
									237 H	Furman	74 63	
									245 H	Liberty	61 67	
									264 N	Bethune-Cookman	61 64	
									279 H	Ga. Southern	78 59	
									283 H	North Florida	60 71	
									297 N	UMBC	53 57	
									310 A	NJIT	60 66	
									343 N	N.C. Central	78 54	
LAST 12 Division I GAMES:												
225 A	Jacksonville	53 68	225 H	Jacksonville	75 55							
211 A	Stetson	69 76	310 A	NJIT	60 66							
283 H	North Florida	60 71	343 N	N.C. Central	78 54							
144 A	North Ala.	55 80	264 N	Bethune-Cookman	61 64							
67 H	FGCU	46 69	49 A	Georgia Tech	35 60							
245 H	Liberty	61 67	157 A	Georgia St.	73 79							

Non-Div I Games: Middle Ga. St. 80 70

Kennesaw St.

Loss, Non-Conf, S Site, H Home A Away N Neutral

Average RPI Win:	203	WON-LOST	WINNING	LAST 10	STRENGTH OF	OPP. STRENGTH	TEAM	ADJ.	CONF.	ADJ CONF.
Average RPI Loss:	71	RECORD	PCT. RANK	GAMES	SCHEDULE	OF SCHEDULE	RPI	RPI	RPI	RPI
DIV. I ONLY	11- 8	128	1- 0	68	123	84	84	7	7	
DIV. I NON-CONF.	6- 4	125	0- 0	146	147	102	102	8	8	
TOTALS	RPI 1-25	RPI 26-50	W-L RECORDS	RPI 51-100	RPI 101-150	RPI 150+				
11- 8	0- 2	0- 2	OVERALL	2- 2	2- 0	7- 2				
7- 2	0- 1	0- 0	HOME	1- 0	2- 0	4- 1				
4- 6	0- 1	0- 2	AWAY	1- 2	0- 0	3- 1				
0- 0	0- 0	0- 0	NEUTRAL	0- 0	0- 0	0- 0				
6- 4	0- 1	0- 1	NON-CONFERENCE	0- 1	1- 0	5- 1				
3- 1	0- 0	0- 0	HOME	0- 0	1- 0	2- 1				
3- 3	0- 1	0- 1	AWAY	0- 1	0- 0	3- 0				
0- 0	0- 0	0- 0	NEUTRAL	0- 0	0- 0	0- 0				
5- 4	0- 1	0- 1	CONFERENCE	2- 1	1- 0	2- 1				
4- 1	0- 1	0- 0	HOME	1- 0	1- 0	2- 0				
1- 3	0- 0	0- 1	AWAY	1- 1	0- 0	0- 1				
0- 0	0- 0	0- 0	NEUTRAL	0- 0	0- 0	0- 0				

RPI 1-25				RPI 26-50				RPI 51-100				RPI 101+			
RPI	S	Opponent	Score	RPI	S	Opponent	Score	RPI	S	Opponent	Score	RPI	S	Opponent	Score
10	A	NC State	61 78	29	A	North Carolina	60 73	55	A	Miami (OH)	63 79	125	H	Youngstown St.	62 34
23	H	Central Mich.	75 82	35	A	Ohio	81 83	81	A	Wright St.	55 61	142	H	Akron	73 58
								86	A	Toledo	58 47	160	H	Duquesne	72 77
								97	H	Northern Ill.	87 78	177	A	Ball St.	44 48
												183	H	Eastern Mich.	71 64
												205	A	St. Bonaventure	76 64
												214	A	Robert Morris	54 46
												278	H	Northern Ky.	62 61
												281	H	Western Mich.	55 51
												309	H	Oakland	75 65
												310	A	NJIT	57 40
LAST 12 Division I GAMES:															
281	H	Western Mich.	55 51	86	A	Toledo	58 47								
142	H	Akron	73 58	97	H	Northern Ill.	87 78								
55	A	Miami (OH)	63 79	183	H	Eastern Mich.	71 64								
177	A	Ball St.	44 48	310	A	NJIT	57 40								
23	H	Central Mich.	75 82	205	A	St. Bonaventure	76 64								
35	A	Ohio	81 83	214	A	Robert Morris	54 46								

Non-Div I Games: Clarion 92 38

Kent St.

## Kentucky

Through Games Of Feb. 7, 2019

Average RPI Win:	141	WON-LOST	WINNING	LAST 10	STRENGTH OF	OPP. STRENGTH	TEAM	ADJ.	CONF.	ADJ CONF.
Average RPI Loss:	49	RECORD	PCT. RANK	GAMES	SCHEDULE	OF SCHEDULE	RPI	RPI	RPI	RPI
DIV. I ONLY	19- 5	29	1- 0	59	38	26	26	5	5	
DIV. I NON-CONF.	13- 1	9	0- 0	115	66	18	18	5	5	
TOTALS	RPI 1-25	RPI 26-50	W-L RECORDS	RPI 51-100	RPI 101-150	RPI 150+				
19- 5	0- 4	3- 0	OVERALL	5- 0	3- 0	8- 1				
13- 2	0- 1	1- 0	HOME	2- 0	2- 0	8- 1				
3- 3	0- 3	0- 0	AWAY	3- 0	0- 0	0- 0				
3- 0	0- 0	2- 0	NEUTRAL	0- 0	1- 0	0- 0				
13- 1	0- 1	2- 0	NON-CONFERENCE	2- 0	3- 0	6- 0				
10- 0	0- 0	0- 0	HOME	2- 0	2- 0	6- 0				
0- 1	0- 1	0- 0	AWAY	0- 0	0- 0	0- 0				
3- 0	0- 0	2- 0	NEUTRAL	0- 0	1- 0	0- 0				
6- 4	0- 3	1- 0	CONFERENCE	3- 0	0- 0	2- 1				
3- 2	0- 1	1- 0	HOME	0- 0	0- 0	2- 1				
3- 2	0- 2	0- 0	AWAY	3- 0	0- 0	0- 0				
0- 0	0- 0	0- 0	NEUTRAL	0- 0	0- 0	0- 0				

RPI 1-25				RPI 26-50				RPI 51-100				RPI 101+			
RPI	S	Opponent	Score	RPI	S	Opponent	Score	RPI	S	Opponent	Score	RPI	S	Opponent	Score
3	A	Louisville	75 80	29	N	North Carolina	85 75	52	A	LSU	64 60	122	H	Morehead St.	87 57
7	A	Mississippi St.	71 86	31	H	Missouri	52 41	56	H	Middle Tenn.	72 55	124	H	High Point	71 49
16	H	South Carolina	70 74	47	N	UCLA	75 74	63	A	Auburn	78 68	136	N	South Fla.	85 63
21	A	Texas A&M	71 73					64	A	Tennessee	73 71	173	H	Southern U.	91 41
								95	H	Virginia	63 51	174	H	Vanderbilt	77 55
												198	H	Ole Miss	49 55
												203	H	Florida	62 51
												215	H	Rhode Island	75 52
												236	H	Alabama St.	87 35
												239	H	Sacred Heart	71 43
												287	H	Murray St.	88 49
												336	H	Western Caro.	99 39
LAST 12 Division I GAMES:															
63	A	Auburn	78 68	198	H	Ole Miss	49 55								
203	H	Florida	62 51	64	A	Tennessee	73 71								
16	H	South Carolina	70 74	7	A	Mississippi St.	71 86								
21	A	Texas A&M	71 73	174	H	Vanderbilt	77 55								
31	H	Missouri	52 41	239	H	Sacred Heart	71 43								
52	A	LSU	64 60	287	H	Murray St.	88 49								

Non-Div I Games:

Kentucky

■ Loss, 
 ■ Non-Conf, S Site, 
 ■ Home 
 ■ Away 
 N Neutral

Average RPI Win:	325	WON-LOST	WINNING	LAST 10	STRENGTH OF	OPP. STRENGTH	TEAM	ADJ.	CONF.	ADJ CONF.
Average RPI Loss:	264	RECORD	PCT. RANK	GAMES	SCHEDULE	OF SCHEDULE	RPI	RPI	RPI	RPI
DIV. I ONLY	1- 19	347	0- 1	346	351	351	351	31	31	
DIV. I NON-CONF.	1- 10	330	0- 0	338	347	351	351	31	31	
TOTALS	RPI 1-25	RPI 26-50	W-L RECORDS	RPI 51-100	RPI 101-150	RPI 150+				
1- 19	0- 0	0- 0	OVERALL	0- 1	0- 1	1- 17				
1- 7	0- 0	0- 0	HOME	0- 0	0- 0	1- 7				
0- 11	0- 0	0- 0	AWAY	0- 1	0- 1	0- 9				
0- 1	0- 0	0- 0	NEUTRAL	0- 0	0- 0	0- 1				
1- 10	0- 0	0- 0	NON-CONFERENCE	0- 1	0- 1	1- 8				
1- 3	0- 0	0- 0	HOME	0- 0	0- 0	1- 3				
0- 6	0- 0	0- 0	AWAY	0- 1	0- 1	0- 4				
0- 1	0- 0	0- 0	NEUTRAL	0- 0	0- 0	0- 1				
0- 9	0- 0	0- 0	CONFERENCE	0- 0	0- 0	0- 9				
0- 4	0- 0	0- 0	HOME	0- 0	0- 0	0- 4				
0- 5	0- 0	0- 0	AWAY	0- 0	0- 0	0- 5				
0- 0	0- 0	0- 0	NEUTRAL	0- 0	0- 0	0- 0				

RPI 1-25				RPI 26-50				RPI 51-100				RPI 101+				Team's RPI: 351	
RPI	S	Opponent	Score	RPI	S	Opponent	Score	RPI	S	Opponent	Score	RPI	S	Opponent	Score		
								59	A	Michigan	38	83	138	A	Lehigh	38	72
												171	N	UC Irvine	71	84	
												208	H	Saint Francis (PA)	66	80	
												214	H	Robert Morris	37	89	
												239	A	Sacred Heart	53	75	
												248	A	Mt. St. Mary's	45	61	
												258	H	St. Francis Brooklyn	67	79	
												295	A	Central Conn. St.	57	63	
												300	H	Army West Point	42	57	
												302	A	Bryant	62	69	
												310	H	NJIT	51	72	
												311	A	Fairfield	43	71	
												313	A	Manhattan	46	61	
												322	A	Saint Peter's	59	86	
												324	H	UMass Lowell	64	69	
												325	H	Lafayette	55	50	
												327	A	Wagner	62	72	
												340	A	Grand Canyon	62	65	
												344	H	Fairleigh Dickinson	52	69	
LAST 12 Division I GAMES:																	
				327	A	Wagner	62	72	208	H	Saint Francis (PA)	66	80				
				295	A	Central Conn. St.	57	63	239	A	Sacred Heart	53	75				
				248	A	Mt. St. Mary's	45	61	302	A	Bryant	62	69				
				258	H	St. Francis Brooklyn	67	79	325	H	Lafayette	55	50				
				344	H	Fairleigh Dickinson	52	69	138	A	Lehigh	38	72				
				214	H	Robert Morris	37	89	310	H	NJIT	51	72				

Non-Div I Games:

LIU Brooklyn

Loss, Non-Conf, S Site, H Home A Away N Neutral



Average RPI Win:	144	WON-LOST	WINNING	LAST 10	STRENGTH OF	OPP. STRENGTH	TEAM	ADJ.	CONF.	ADJ CONF.
Average RPI Loss:	60	RECORD	PCT. RANK	GAMES	SCHEDULE	OF SCHEDULE	RPI	RPI	RPI	RPI
DIV. I ONLY	14- 8	100	1- 0	19	65	52	52	5	5	
DIV. I NON-CONF.	9- 3	61	0- 0	81	142	59	59	5	5	
TOTALS	RPI 1-25	RPI 26-50	W-L RECORDS	RPI 51-100	RPI 101-150	RPI 150+				
14- 8	2- 3	1- 1	OVERALL	2- 1	3- 3	6- 0				
10- 5	1- 2	1- 1	HOME	2- 0	2- 2	4- 0				
4- 3	1- 1	0- 0	AWAY	0- 1	1- 1	2- 0				
0- 0	0- 0	0- 0	NEUTRAL	0- 0	0- 0	0- 0				
9- 3	1- 1	0- 0	NON-CONFERENCE	1- 0	2- 2	5- 0				
7- 2	0- 0	0- 0	HOME	1- 0	2- 2	4- 0				
2- 1	1- 1	0- 0	AWAY	0- 0	0- 0	1- 0				
0- 0	0- 0	0- 0	NEUTRAL	0- 0	0- 0	0- 0				
5- 5	1- 2	1- 1	CONFERENCE	1- 1	1- 1	1- 0				
3- 3	1- 2	1- 1	HOME	1- 0	0- 0	0- 0				
2- 2	0- 0	0- 0	AWAY	0- 1	1- 1	1- 0				
0- 0	0- 0	0- 0	NEUTRAL	0- 0	0- 0	0- 0				

RPI S	Opponent	Score	RPI S	Opponent	Score	RPI S	Opponent	Score	RPI S	Opponent	Score
7	H Mississippi St.	35 68	26	H Kentucky	60 64	64	A Tennessee	65 74	106	A Georgia	50 63
15	A Rutgers	43 57	31	H Missouri	61 51	71	H Little Rock	60 45	108	H Northern Colo.	62 57
16	H South Carolina	53 76				75	H Arkansas	71 34	110	H Kansas	61 68
18	A Florida St.	58 45							128	A Alabama	62 56
21	H Texas A&M	63 52							136	H South Fla.	78 49
									137	H Tulane	54 56
									185	H Nicholls St.	76 44
									198	A Ole Miss	55 41
									201	H Sam Houston St.	66 52
									256	A Louisiana	76 54
									266	H Southeastern La.	72 52
									321	H McNeese	86 36
LAST 12 Division I GAMES:											
75	H Arkansas	71 34	16	H South Carolina	53 76						
31	H Missouri	61 51	198	A Ole Miss	55 41						
7	H Mississippi St.	35 68	21	H Texas A&M	63 52						
64	A Tennessee	65 74	106	A Georgia	50 63						
128	A Alabama	62 56	136	H South Fla.	78 49						
26	H Kentucky	60 64	266	H Southeastern La.	72 52						

Non-Div I Games:

LSU

■ Loss, 
■ Non-Conf, 
■ S Site, 
■ H Home 
■ A Away 
N Neutral

Average RPI Win: <b>224</b>	WON-LOST	WINNING	LAST 10	STRENGTH OF	OPP. STRENGTH	TEAM	ADJ.	CONF.	ADJ CONF.
Average RPI Loss: <b>142</b>	RECORD	PCT. RANK	GAMES	SCHEDULE	OF SCHEDULE	RPI	RPI	RPI	RPI
DIV. I ONLY	<b>4- 20</b>	<b>327</b>	<b>1- 0</b>	<b>107</b>	<b>182</b>	<b>280</b>	<b>280</b>	<b>17</b>	<b>17</b>
DIV. I NON-CONF.	<b>3- 11</b>	<b>292</b>	<b>0- 0</b>	<b>51</b>	<b>211</b>	<b>218</b>	<b>218</b>	<b>16</b>	<b>16</b>
TOTALS	RPI 1-25	RPI 26-50	W-L RECORDS	RPI 51-100	RPI 101-150	RPI 150+			
4- 20	0- 0	0- 2	OVERALL	0- 4	1- 6	3- 8			
2- 8	0- 0	0- 0	HOME	0- 1	0- 2	2- 5			
0- 12	0- 0	0- 2	AWAY	0- 3	0- 4	0- 3			
2- 0	0- 0	0- 0	NEUTRAL	0- 0	1- 0	1- 0			
3- 11	0- 0	0- 2	NON-CONFERENCE	0- 4	1- 2	2- 3			
1- 3	0- 0	0- 0	HOME	0- 1	0- 1	1- 1			
0- 8	0- 0	0- 2	AWAY	0- 3	0- 1	0- 2			
2- 0	0- 0	0- 0	NEUTRAL	0- 0	1- 0	1- 0			
1- 9	0- 0	0- 0	CONFERENCE	0- 0	0- 4	1- 5			
1- 5	0- 0	0- 0	HOME	0- 0	0- 1	1- 4			
0- 4	0- 0	0- 0	AWAY	0- 0	0- 3	0- 1			
0- 0	0- 0	0- 0	NEUTRAL	0- 0	0- 0	0- 0			

RPI	S	Opponent	Score	RPI	S	Opponent	Score	RPI	S	Opponent	Score	RPI	S	Opponent	Score	Team's RPI: 280
33	A	Oregon St.	46 <b>100</b>	69	A	Harvard	43 <b>88</b>	105	A	Dayton	45 <b>84</b>					
37	A	Villanova	68 <b>81</b>	74	A	Penn	34 <b>65</b>	113	A	VCU	38 <b>68</b>					
				85	H	Drexel	43 <b>58</b>	118	A	Towson	68 <b>92</b>					
				100	A	Providence	47 <b>77</b>	123	H	St. John's (NY)	57 <b>83</b>					
								133	N	Pepperdine	62 55					
								139	H	Fordham	54 <b>65</b>					
								146	A	Davidson	61 <b>80</b>					
								160	H	Duquesne	62 <b>66</b>					
								178	A	Temple	47 <b>75</b>					
								194	H	George Washington	59 <b>67</b>					
								196	H	Massachusetts	60 <b>74</b>					
								214	A	Robert Morris	39 <b>67</b>					
								215	H	Rhode Island	77 71					
								219	H	Howard	54 <b>57</b>					
								260	H	Richmond	60 <b>74</b>					
								267	A	Saint Joseph's	57 <b>60</b>					
								270	H	Norfolk St.	62 52					
								278	N	Northern Ky.	74 56					
LAST 12 Division I GAMES:																
215	H	Rhode Island	77 71	194	H	George Washington	59 <b>67</b>									
146	A	Davidson	61 <b>80</b>	196	H	Massachusetts	60 <b>74</b>									
139	H	Fordham	54 <b>65</b>	113	A	VCU	38 <b>68</b>									
260	H	Richmond	60 <b>74</b>	105	A	Dayton	45 <b>84</b>									
160	H	Duquesne	62 <b>66</b>	178	A	Temple	47 <b>75</b>									
267	A	Saint Joseph's	57 <b>60</b>	100	A	Providence	47 <b>77</b>									

Non-Div I Games:

La Salle

■ Loss, 
 ■ Non-Conf, 
 ■ S Site, 
 ■ H Home 
 ■ A Away 
 N Neutral

Average RPI Win:	312	WON-LOST	WINNING	LAST 10	STRENGTH OF	OPP. STRENGTH	TEAM	ADJ.	CONF.	ADJ CONF.
Average RPI Loss:	177	RECORD	PCT. RANK	GAMES	SCHEDULE	OF SCHEDULE	RPI	RPI	RPI	RPI
DIV. I ONLY	5- 14	294	0- 1	313	238	312	312	12	12	
DIV. I NON-CONF.	4- 5	190	0- 0	349	332	318	318	15	15	
TOTALS	RPI 1-25	RPI 26-50	W-L RECORDS	RPI 51-100	RPI 101-150	RPI 150+				
5- 14	0- 0	0- 0	OVERALL	0- 2	0- 3	5- 9				
3- 4	0- 0	0- 0	HOME	0- 0	0- 1	3- 3				
2- 10	0- 0	0- 0	AWAY	0- 2	0- 2	2- 6				
0- 0	0- 0	0- 0	NEUTRAL	0- 0	0- 0	0- 0				
4- 5	0- 0	0- 0	NON-CONFERENCE	0- 0	0- 1	4- 4				
2- 1	0- 0	0- 0	HOME	0- 0	0- 0	2- 1				
2- 4	0- 0	0- 0	AWAY	0- 0	0- 1	2- 3				
0- 0	0- 0	0- 0	NEUTRAL	0- 0	0- 0	0- 0				
1- 9	0- 0	0- 0	CONFERENCE	0- 2	0- 2	1- 5				
1- 3	0- 0	0- 0	HOME	0- 0	0- 1	1- 2				
0- 6	0- 0	0- 0	AWAY	0- 2	0- 1	0- 3				
0- 0	0- 0	0- 0	NEUTRAL	0- 0	0- 0	0- 0				

RPI 1-25				RPI 26-50				RPI 51-100				RPI 101+				Team's RPI: 312	
RPI	S	Opponent	Score	RPI	S	Opponent	Score	RPI	S	Opponent	Score	RPI	S	Opponent	Score		
								71	A	Little Rock	44	63	115	A	South Alabama	49	77
								90	A	Troy	56	78	135	H	Appalachian St.	58	80
													148	A	Texas Tech	42	86
													157	A	Georgia St.	46	68
													157	H	Georgia St.	41	56
													166	A	Arkansas St.	54	64
													185	H	Nicholls St.	54	55
													189	H	Coastal Caro.	54	79
													209	A	SMU	38	49
													256	A	Louisiana	45	52
													266	A	Southeastern La.	42	49
													279	H	Ga. Southern	58	57
													301	H	Mississippi Val.	72	65
													317	A	New Orleans	57	44
													321	H	McNeese	69	60
													335	A	Houston Baptist	60	68
													341	A	Northwestern St.	63	55
LAST 12 Division I GAMES:																	
				157	A	Georgia St.	46	68		157	H	Georgia St.	41	56			
				135	H	Appalachian St.	58	80		279	H	Ga. Southern	58	57			
				189	H	Coastal Caro.	54	79		166	A	Arkansas St.	54	64			
				115	A	South Alabama	49	77		71	A	Little Rock	44	63			
				90	A	Troy	56	78		335	A	Houston Baptist	60	68			
				256	A	Louisiana	45	52		266	A	Southeastern La.	42	49			

Non-Div I Games: LSU-Alexandria 93 62 Ark.-Monticello 70 39

La.-Monroe

■ Loss, 
 ■ Non-Conf, S Site, 
 ■ Home 
 ■ Away 
 N Neutral

## Lafayette

Through Games Of Feb. 7, 2019

Average RPI Win:	259	WON-LOST	WINNING	LAST 10	STRENGTH OF	OPP. STRENGTH	TEAM	ADJ.	CONF.	ADJ CONF.
Average RPI Loss:	227	RECORD	PCT. RANK	GAMES	SCHEDULE	OF SCHEDULE	RPI	RPI	RPI	RPI
DIV. I ONLY	7- 14	256	0- 1	334	297	325	325	19	19	
DIV. I NON-CONF.	5- 6	177	0- 1	351	339	335	335	22	22	
TOTALS	RPI 1-25	RPI 26-50	W-L RECORDS	RPI 51-100	RPI 101-150	RPI 150+				
7- 14	0- 0	0- 1	OVERALL	0- 1	0- 1	7- 11				
5- 5	0- 0	0- 1	HOME	0- 0	0- 1	5- 3				
2- 8	0- 0	0- 0	AWAY	0- 1	0- 0	2- 7				
0- 1	0- 0	0- 0	NEUTRAL	0- 0	0- 0	0- 1				
5- 6	0- 0	0- 0	NON-CONFERENCE	0- 0	0- 0	5- 6				
3- 2	0- 0	0- 0	HOME	0- 0	0- 0	3- 2				
2- 3	0- 0	0- 0	AWAY	0- 0	0- 0	2- 3				
0- 1	0- 0	0- 0	NEUTRAL	0- 0	0- 0	0- 1				
2- 8	0- 0	0- 1	CONFERENCE	0- 1	0- 1	2- 5				
2- 3	0- 0	0- 1	HOME	0- 0	0- 1	2- 1				
0- 5	0- 0	0- 0	AWAY	0- 1	0- 0	0- 4				
0- 0	0- 0	0- 0	NEUTRAL	0- 0	0- 0	0- 0				

RPI 1-25			RPI 26-50			RPI 51-100			RPI 101+			Team's RPI: 325
RPI	S	Opponent	Score	RPI	S	Opponent	Score	RPI	S	Opponent	Score	
				46	H	Bucknell	47 56	94	A	American	45 60	
								138	H	Lehigh	43 70	
								159	N	Delaware	47 65	
								165	H	Boston U.	44 47	
								212	A	Holy Cross	53 56	
								212	H	Holy Cross	73 63	
								213	H	Navy	55 42	
								228	A	Colgate	49 60	
								233	H	Monmouth	73 69	
								241	H	Albany (NY)	67 66	
								246	H	Binghamton	59 50	
								251	H	Cornell	59 62	
								293	A	Fla. Atlantic	49 53	
								299	A	Loyola Maryland	50 62	
								300	A	Army West Point	50 65	
								313	A	Manhattan	49 60	
								322	H	Saint Peter's	60 62	
								327	A	Wagner	66 43	
								344	A	Fairleigh Dickinson	63 57	
								351	A	LIU Brooklyn	50 55	
LAST 12 Division I GAMES:												
159	N	Delaware	47 65	300	A	Army West Point	50 65					
212	A	Holy Cross	53 56	46	H	Bucknell	47 56					
165	H	Boston U.	44 47	228	A	Colgate	49 60					
94	A	American	45 60	212	H	Holy Cross	73 63					
213	H	Navy	55 42	138	H	Lehigh	43 70					
299	A	Loyola Maryland	50 62	351	A	LIU Brooklyn	50 55					

Non-Div I Games:

Lafayette

■ Loss, 
 ■ Non-Conf, 
 ■ S Site, 
 ■ H Home 
 ■ A Away 
 N Neutral

Average RPI Win:	232	WON-LOST	WINNING	LAST 10	STRENGTH OF	OPP. STRENGTH	TEAM	ADJ.	CONF.	ADJ CONF.
Average RPI Loss:	66	RECORD	PCT. RANK	GAMES	SCHEDULE	OF SCHEDULE	RPI	RPI	RPI	RPI
DIV. I ONLY	13- 4	46	0- 0	166	213	58	58	26	26	
DIV. I NON-CONF.	3- 4	199	0- 0	8	24	26	26	23	23	
TOTALS	RPI 1-25	RPI 26-50	W-L RECORDS	RPI 51-100	RPI 101-150	RPI 150+				
13- 4	1- 1	0- 1	OVERALL	1- 1	0- 0	11- 1				
6- 0	0- 0	0- 0	HOME	1- 0	0- 0	5- 0				
7- 3	1- 1	0- 0	AWAY	0- 1	0- 0	6- 1				
0- 1	0- 0	0- 1	NEUTRAL	0- 0	0- 0	0- 0				
3- 4	1- 1	0- 1	NON-CONFERENCE	1- 1	0- 0	1- 1				
1- 0	0- 0	0- 0	HOME	1- 0	0- 0	0- 0				
2- 3	1- 1	0- 0	AWAY	0- 1	0- 0	1- 1				
0- 1	0- 0	0- 1	NEUTRAL	0- 0	0- 0	0- 0				
10- 0	0- 0	0- 0	CONFERENCE	0- 0	0- 0	10- 0				
5- 0	0- 0	0- 0	HOME	0- 0	0- 0	5- 0				
5- 0	0- 0	0- 0	AWAY	0- 0	0- 0	5- 0				
0- 0	0- 0	0- 0	NEUTRAL	0- 0	0- 0	0- 0				

RPI 1-25				RPI 26-50				RPI 51-100				Team's RPI: 58	RPI 101+			
RPI	S	Opponent	Score	RPI	S	Opponent	Score	RPI	S	Opponent	Score		RPI	S	Opponent	Score
7	A	Mississippi St.	53 104	35	N	Ohio	62 87	53	A	Kansas St.	55 73		161	A	Abilene Christian	63 60
21	A	Texas A&M	74 68					78	H	Pacific	82 66		169	A	Denver	110 117
													185	H	Nicholls St.	78 65
													201	A	Sam Houston St.	83 72
													256	A	Louisiana	79 77
													263	H	A&M-Corpus Christi	76 58
													266	H	Southeastern La.	94 54
													292	H	Central Ark.	57 37
													317	A	New Orleans	79 57
													320	A	Incarinate Word	77 51
													321	A	McNeese	64 62
													335	H	Houston Baptist	63 50
LAST 12 Division I GAMES:																
161	A	Abilene Christian	63 60	292	H	Central Ark.	57 37									
321	A	McNeese	64 62	317	A	New Orleans	79 57									
185	H	Nicholls St.	78 65	263	H	A&M-Corpus Christi	76 58									
201	A	Sam Houston St.	83 72	335	H	Houston Baptist	63 50									
320	A	Incarinate Word	77 51	78	H	Pacific	82 66									
266	H	Southeastern La.	94 54	53	A	Kansas St.	55 73									

Non-Div I Games: LeTourneau 104 27 Louisiana Col. 94 43 McMurry 100 37 Howard Payne 93 37 Lamar University

Loss, Non-Conf, S Site, H Home A Away N Neutral

Average RPI Win:	263	WON-LOST	WINNING	LAST 10	STRENGTH OF	OPP. STRENGTH	TEAM	ADJ.	CONF.	ADJ CONF.
Average RPI Loss:	85	RECORD	PCT. RANK	GAMES	SCHEDULE	OF SCHEDULE	RPI	RPI	RPI	RPI
DIV. I ONLY	14- 6	69	0- 1	218	237	138	138	19	19	
DIV. I NON-CONF.	7- 3	83	0- 1	222	247	152	152	22	22	
TOTALS	RPI 1-25	RPI 26-50	W-L RECORDS	RPI 51-100	RPI 101-150	RPI 150+				
14- 6	0- 1	0- 2	OVERALL	0- 1	0- 0	14- 2				
9- 3	0- 0	0- 1	HOME	0- 1	0- 0	9- 1				
5- 3	0- 1	0- 1	AWAY	0- 0	0- 0	5- 1				
0- 0	0- 0	0- 0	NEUTRAL	0- 0	0- 0	0- 0				
7- 3	0- 1	0- 1	NON-CONFERENCE	0- 0	0- 0	7- 1				
5- 2	0- 0	0- 1	HOME	0- 0	0- 0	5- 1				
2- 1	0- 1	0- 0	AWAY	0- 0	0- 0	2- 0				
0- 0	0- 0	0- 0	NEUTRAL	0- 0	0- 0	0- 0				
7- 3	0- 0	0- 1	CONFERENCE	0- 1	0- 0	7- 1				
4- 1	0- 0	0- 0	HOME	0- 1	0- 0	4- 0				
3- 2	0- 0	0- 1	AWAY	0- 0	0- 0	3- 1				
0- 0	0- 0	0- 0	NEUTRAL	0- 0	0- 0	0- 0				

RPI 1-25				RPI 26-50				RPI 51-100				RPI 101+ Team's RPI: 138			
RPI	S	Opponent	Score	RPI	S	Opponent	Score	RPI	S	Opponent	Score	RPI	S	Opponent	Score
1	A	Notre Dame	68 95	37	H	Villanova	48 70	94	H	American	53 61	165	A	Boston U.	45 58
				46	A	Bucknell	53 71					167	H	Charlotte	60 62
												212	H	Holy Cross	64 55
												213	A	Navy	56 38
												213	H	Navy	66 55
												228	H	Colgate	86 58
												233	H	Monmouth	63 48
												239	H	Sacred Heart	70 66
												246	A	Binghamton	65 55
												251	H	Cornell	67 54
												270	H	Norfolk St.	62 41
												295	A	Central Conn. St.	88 62
												299	H	Loyola Maryland	51 42
												300	A	Army West Point	73 50
												325	A	Lafayette	70 43
												351	H	LIU Brooklyn	72 38
LAST 12 Division I GAMES:															
167	H	Charlotte	60 62	46	A	Bucknell	53 71								
213	H	Navy	66 55	165	A	Boston U.	45 58								
299	H	Loyola Maryland	51 42	212	H	Holy Cross	64 55								
300	A	Army West Point	73 50	213	A	Navy	56 38								
228	H	Colgate	86 58	325	A	Lafayette	70 43								
94	H	American	53 61	1	A	Notre Dame	68 95								

Non-Div I Games: Kutztown 73 39

Lehigh

■ Loss, 
 ■ Non-Conf, 
 ■ S Site, 
 ■ H Home 
 ■ A Away 
 N Neutral

# Liberty

Through Games Of Feb. 7, 2019

Average RPI Win: <b>258</b>	WON-LOST	WINNING	LAST 10	STRENGTH OF	OPP. STRENGTH	TEAM	ADJ.	CONF.	ADJ CONF.
Average RPI Loss: <b>167</b>	RECORD	PCT. RANK	GAMES	SCHEDULE	OF SCHEDULE	RPI	RPI	RPI	RPI
DIV. I ONLY	8- 13	243	0- 1	237	230	245	245	24	24
DIV. I NON-CONF.	3- 9	271	0- 1	149	209	256	256	26	26
TOTALS	RPI 1-25	RPI 26-50	W-L RECORDS	RPI 51-100	RPI 101-150	RPI 150+			
8- 13	0- 1	0- 1	OVERALL	0- 2	0- 1	8- 8			
3- 4	0- 0	0- 1	HOME	0- 1	0- 0	3- 2			
4- 6	0- 0	0- 0	AWAY	0- 1	0- 1	4- 4			
1- 3	0- 1	0- 0	NEUTRAL	0- 0	0- 0	1- 2			
3- 9	0- 1	0- 1	NON-CONFERENCE	0- 1	0- 1	3- 5			
1- 2	0- 0	0- 1	HOME	0- 1	0- 0	1- 0			
1- 4	0- 0	0- 0	AWAY	0- 0	0- 1	1- 3			
1- 3	0- 1	0- 0	NEUTRAL	0- 0	0- 0	1- 2			
5- 4	0- 0	0- 0	CONFERENCE	0- 1	0- 0	5- 3			
2- 2	0- 0	0- 0	HOME	0- 0	0- 0	2- 2			
3- 2	0- 0	0- 0	AWAY	0- 1	0- 0	3- 1			
0- 0	0- 0	0- 0	NEUTRAL	0- 0	0- 0	0- 0			

RPI S	Opponent	Score	RPI S	Opponent	Score	RPI S	Opponent	Score	RPI S	Opponent	Score	Team's RPI: 245
14 N	UCF	45 <b>53</b>	40 H	James Madison	53 <b>74</b>	62 H	Virginia Tech	61 <b>72</b>	131 A	Chattanooga	60 <b>75</b>	
						67 A	FGCU	50 <b>68</b>	160 N	Duquesne	55 51	
									167 N	Charlotte	61 <b>63</b>	
									207 A	East Carolina	63 <b>66</b>	
									208 H	Saint Francis (PA)	82 53	
									211 A	Stetson	52 <b>69</b>	
									211 H	Stetson	56 <b>68</b>	
									225 A	Jacksonville	85 75	
									225 H	Jacksonville	52 <b>64</b>	
									252 A	ETSU	89 86	
									264 A	Bethune-Cookman	76 <b>81</b>	
									270 N	Norfolk St.	53 <b>66</b>	
									283 H	North Florida	69 53	
									296 A	Kennesaw St.	67 61	
									306 A	UNC Greensboro	45 <b>48</b>	
									310 H	NJIT	58 47	
									329 A	Lipscomb	77 60	
LAST 12 Division I GAMES:												
270 N	Norfolk St.	53 <b>66</b>	296 A	Kennesaw St.	67 61							
211 H	Stetson	56 <b>68</b>	225 H	Jacksonville	52 <b>64</b>							
310 H	NJIT	58 47	211 A	Stetson	52 <b>69</b>							
329 A	Lipscomb	77 60	67 A	FGCU	50 <b>68</b>							
225 A	Jacksonville	85 75	160 N	Duquesne	55 51							
283 H	North Florida	69 53	14 N	UCF	45 <b>53</b>							

Non-Div I Games: West Chester 61 42

Liberty

Loss, Non-Conf, S Site, H Home A Away N Neutral

Average RPI Win:	<b>297</b>	WON-LOST	WINNING	LAST 10	STRENGTH OF	OPP. STRENGTH	TEAM	ADJ.	CONF.	ADJ CONF.
Average RPI Loss:	<b>188</b>	RECORD	PCT. RANK	GAMES	SCHEDULE	OF SCHEDULE	RPI	RPI	RPI	RPI
DIV. I ONLY	<b>2- 20</b>	<b>345</b>	<b>0- 1</b>	<b>202</b>	<b>308</b>	<b>329</b>	<b>329</b>	<b>24</b>	<b>24</b>	
DIV. I NON-CONF.	<b>2- 11</b>	<b>316</b>	<b>0- 0</b>	<b>157</b>	<b>300</b>	<b>294</b>	<b>294</b>	<b>26</b>	<b>26</b>	
TOTALS	RPI 1-25	RPI 26-50	W-L RECORDS	RPI 51-100	RPI 101-150	RPI 150+				
2- 20	0- 0	0- 1	OVERALL	0- 3	0- 5	2- 11				
1- 8	0- 0	0- 0	HOME	0- 0	0- 3	1- 5				
1- 12	0- 0	0- 1	AWAY	0- 3	0- 2	1- 6				
0- 0	0- 0	0- 0	NEUTRAL	0- 0	0- 0	0- 0				
2- 11	0- 0	0- 1	NON-CONFERENCE	0- 2	0- 4	2- 4				
1- 4	0- 0	0- 0	HOME	0- 0	0- 2	1- 2				
1- 7	0- 0	0- 1	AWAY	0- 2	0- 2	1- 2				
0- 0	0- 0	0- 0	NEUTRAL	0- 0	0- 0	0- 0				
0- 9	0- 0	0- 0	CONFERENCE	0- 1	0- 1	0- 7				
0- 4	0- 0	0- 0	HOME	0- 0	0- 1	0- 3				
0- 5	0- 0	0- 0	AWAY	0- 1	0- 0	0- 4				
0- 0	0- 0	0- 0	NEUTRAL	0- 0	0- 0	0- 0				

RPI S	Opponent	Score	RPI S	Opponent	Score	RPI S	Opponent	Score	RPI S	Opponent	Score	Team's RPI: 329
			44 A	Clemson	26 68	67 A	FGCU	40 82	106 A	Georgia	45 77	
						72 A	Belmont	43 83	122 A	Morehead St.	44 79	
						87 A	Cincinnati	55 71	129 H	UT Martin	53 62	
									144 H	North Ala.	60 81	
									150 H	Tennessee Tech	52 67	
									211 A	Stetson	49 76	
									211 H	Stetson	65 80	
									225 A	Jacksonville	47 62	
									226 H	Jacksonville St.	46 58	
									245 H	Liberty	60 77	
									276 A	Austin Peay	58 70	
									283 A	North Florida	66 72	
									283 H	North Florida	53 68	
									287 A	Murray St.	61 97	
									289 H	Col. of Charleston	63 65	
									290 H	Tennessee St.	64 62	
									304 A	Alabama A&M	62 58	
									310 A	NJIT	67 80	
LAST 12 Division I GAMES:												
283 A	North Florida	66 72	211 H	Stetson	65 80							
144 H	North Ala.	60 81	283 H	North Florida	53 68							
245 H	Liberty	60 77	225 A	Jacksonville	47 62							
211 A	Stetson	49 76	122 A	Morehead St.	44 79							
67 A	FGCU	40 82	150 H	Tennessee Tech	52 67							
310 A	NJIT	67 80	106 A	Georgia	45 77							

Non-Div I Games:

Lipscomb



Little Rock

Through Games Of Feb. 7, 2019

Average RPI Win:	182	WON-LOST	WINNING	LAST 10	STRENGTH OF	OPP. STRENGTH	TEAM	ADJ.	CONF.	ADJ CONF.
Average RPI Loss:	56	RECORD	PCT. RANK	GAMES	SCHEDULE	OF SCHEDULE	RPI	RPI	RPI	RPI
DIV. I ONLY	13- 8	107	1- 0	47	101	71	71	12	12	
DIV. I NON-CONF.	4- 7	228	0- 0	38	15	129	129	15	15	
TOTALS	RPI 1-25	RPI 26-50	W-L RECORDS	RPI 51-100	RPI 101-150	RPI 150+				
13- 8	0- 2	0- 1	OVERALL	2- 4	2- 1	9- 0				
7- 5	0- 2	0- 1	HOME	2- 1	0- 1	5- 0				
6- 3	0- 0	0- 0	AWAY	0- 3	2- 0	4- 0				
0- 0	0- 0	0- 0	NEUTRAL	0- 0	0- 0	0- 0				
4- 7	0- 2	0- 1	NON-CONFERENCE	0- 3	0- 1	4- 0				
1- 5	0- 2	0- 1	HOME	0- 1	0- 1	1- 0				
3- 2	0- 0	0- 0	AWAY	0- 2	0- 0	3- 0				
0- 0	0- 0	0- 0	NEUTRAL	0- 0	0- 0	0- 0				
9- 1	0- 0	0- 0	CONFERENCE	2- 1	2- 0	5- 0				
6- 0	0- 0	0- 0	HOME	2- 0	0- 0	4- 0				
3- 1	0- 0	0- 0	AWAY	0- 1	2- 0	1- 0				
0- 0	0- 0	0- 0	NEUTRAL	0- 0	0- 0	0- 0				

RPI 1-25				RPI 26-50				RPI 51-100				Team's RPI: 71	RPI 101+			
RPI	S	Opponent	Score	RPI	S	Opponent	Score	RPI	S	Opponent	Score		RPI	S	Opponent	Score
7	H	Mississippi St.	63 98	34	H	Rice	65 79	52	A	LSU	45 60		115	A	South Alabama	65 42
21	H	Texas A&M	40 61					53	H	Kansas St.	47 53		120	H	Western Ky.	56 68
								68	A	Missouri St.	44 48		135	A	Appalachian St.	74 59
								90	A	Troy	66 71		155	A	Louisiana Tech	69 58
								90	H	Troy	76 72		158	A	Tulsa	63 53
								96	H	UT Arlington	68 65		166	H	Arkansas St.	68 55
													175	H	Texas St.	62 47
													189	A	Coastal Caro.	60 47
													223	A	Memphis	63 60
													256	H	Louisiana	62 48
													293	H	Fla. Atlantic	61 38
													312	H	La.-Monroe	63 44
LAST 12 Division I GAMES:																
				90	H	Troy	76 72						115	A	South Alabama	65 42
				166	H	Arkansas St.	68 55						90	A	Troy	66 71
				135	A	Appalachian St.	74 59						256	H	Louisiana	62 48
				189	A	Coastal Caro.	60 47						312	H	La.-Monroe	63 44
				96	H	UT Arlington	68 65						68	A	Missouri St.	44 48
				175	H	Texas St.	62 47						223	A	Memphis	63 60

Non-Div I Games:

Little Rock

Loss, Non-Conf, S Site, H Home A Away N Neutral

Average RPI Win:	230	WON-LOST	WINNING	LAST 10	STRENGTH OF	OPP. STRENGTH	TEAM	ADJ.	CONF.	ADJ CONF.
Average RPI Loss:	152	RECORD	PCT. RANK	GAMES	SCHEDULE	OF SCHEDULE	RPI	RPI	RPI	RPI
DIV. I ONLY	6- 15	282	0- 1	177	196	262	262	20	20	
DIV. I NON-CONF.	3- 10	278	0- 0	104	162	249	249	20	20	
TOTALS	RPI 1-25	RPI 26-50	W-L RECORDS	RPI 51-100	RPI 101-150	RPI 150+				
6- 15	0- 1	0- 1	OVERALL	1- 4	0- 3	5- 6				
3- 8	0- 0	0- 0	HOME	1- 3	0- 1	2- 4				
3- 7	0- 1	0- 1	AWAY	0- 1	0- 2	3- 2				
0- 0	0- 0	0- 0	NEUTRAL	0- 0	0- 0	0- 0				
3- 10	0- 1	0- 1	NON-CONFERENCE	1- 3	0- 2	2- 3				
2- 6	0- 0	0- 0	HOME	1- 3	0- 0	1- 3				
1- 4	0- 1	0- 1	AWAY	0- 0	0- 2	1- 0				
0- 0	0- 0	0- 0	NEUTRAL	0- 0	0- 0	0- 0				
3- 5	0- 0	0- 0	CONFERENCE	0- 1	0- 1	3- 3				
1- 2	0- 0	0- 0	HOME	0- 0	0- 1	1- 1				
2- 3	0- 0	0- 0	AWAY	0- 1	0- 0	2- 2				
0- 0	0- 0	0- 0	NEUTRAL	0- 0	0- 0	0- 0				

RPI 1-25				RPI 26-50				RPI 51-100				RPI 101+ Team's RPI: 262			
RPI	S	Opponent	Score	RPI	S	Opponent	Score	RPI	S	Opponent	Score	RPI	S	Opponent	Score
5	A	Oregon	48 110	30	A	Utah	59 82	54	H	Southern California	50 86	102	A	Loyola Marymount	62 71
								65	H	Arizona	43 70	140	A	Montana St.	62 85
								83	A	UC Davis	50 70	143	H	CSUN	37 51
								91	H	Idaho	70 63	168	A	UC Riverside	63 45
								92	H	UNI	64 71	168	H	UC Riverside	59 73
												206	A	Utah St.	50 48
												242	H	Nevada	67 76
												253	A	Cal St. Fullerton	59 53
												257	H	San Diego	56 60
												282	H	California Baptist	83 85
												298	A	UC Santa Barbara	54 60
												323	A	Cal Poly	59 66
												323	H	Cal Poly	61 58
												340	H	Grand Canyon	57 50
LAST 12 Division I GAMES:															
323	A	Cal Poly	59 66	323	H	Cal Poly	61 58								
253	A	Cal St. Fullerton	59 53	168	A	UC Riverside	63 45								
83	A	UC Davis	50 70	206	A	Utah St.	50 48								
143	H	CSUN	37 51	340	H	Grand Canyon	57 50								
168	H	UC Riverside	59 73	102	A	Loyola Marymount	62 71								
298	A	UC Santa Barbara	54 60	65	H	Arizona	43 70								

Non-Div I Games:

Long Beach St.

■ Loss, 
■ Non-Conf, S Site, 
■ Home 
■ Away 
N Neutral

Average RPI Win: <b>219</b>	WON-LOST	WINNING	LAST 10	STRENGTH OF	OPP. STRENGTH	TEAM	ADJ.	CONF.	ADJ CONF.
Average RPI Loss: <b>218</b>	RECORD	PCT. RANK	GAMES	SCHEDULE	OF SCHEDULE	RPI	RPI	RPI	RPI
DIV. I ONLY	2- 18	337	0- 1	246	342	342	342	28	28
DIV. I NON-CONF.	1- 9	326	0- 0	192	334	334	334	29	29

TOTALS	RPI 1-25	RPI 26-50	W-L RECORDS	RPI 51-100	RPI 101-150	RPI 150+
2- 18	0- 0	0- 0	OVERALL	0- 1	0- 4	2- 13
2- 8	0- 0	0- 0	HOME	0- 0	0- 2	2- 6
0- 9	0- 0	0- 0	AWAY	0- 1	0- 2	0- 6
0- 1	0- 0	0- 0	NEUTRAL	0- 0	0- 0	0- 1
1- 9	0- 0	0- 0	NON-CONFERENCE	0- 1	0- 2	1- 6
1- 4	0- 0	0- 0	HOME	0- 0	0- 0	1- 4
0- 4	0- 0	0- 0	AWAY	0- 1	0- 2	0- 1
0- 1	0- 0	0- 0	NEUTRAL	0- 0	0- 0	0- 1
1- 9	0- 0	0- 0	CONFERENCE	0- 0	0- 2	1- 7
1- 4	0- 0	0- 0	HOME	0- 0	0- 2	1- 2
0- 5	0- 0	0- 0	AWAY	0- 0	0- 0	0- 5
0- 0	0- 0	0- 0	NEUTRAL	0- 0	0- 0	0- 0

RPI 1-25				RPI 26-50				RPI 51-100				RPI 101+				Team's RPI: 342	
RPI	S	Opponent	Score	RPI	S	Opponent	Score	RPI	S	Opponent	Score	RPI	S	Opponent	Score		
								62	A	Virginia Tech	39 93	113	A	VCU	55 84		
												114	H	Radford	34 68		
												119	A	UNCW	33 35		
												124	H	High Point	54 65		
												179	H	UMES	83 71		
												183	H	Eastern Mich.	45 64		
												193	A	Hampton	40 66		
												195	A	UNC Asheville	55 80		
												207	N	East Carolina	52 61		
												208	H	Saint Francis (PA)	88 91		
												254	H	Campbell	60 66		
												259	H	Gardner-Webb	85 79		
												270	A	Norfolk St.	42 74		
												272	A	Winthrop	69 77		
												288	H	Wofford	72 101		
												319	H	Charleston So.	74 81		
												327	H	Wagner	60 86		
												334	A	Presbyterian	66 81		
												337	A	USC Upstate	67 72		
LAST 12 Division I GAMES:																	
				124	H	High Point	54 65	193	A	Hampton	40 66						
				259	H	Gardner-Webb	85 79	319	H	Charleston So.	74 81						
				254	H	Campbell	60 66	334	A	Presbyterian	66 81						
				337	A	USC Upstate	67 72	272	A	Winthrop	69 77						
				195	A	UNC Asheville	55 80	62	A	Virginia Tech	39 93						
				114	H	Radford	34 68	119	A	UNCW	33 35						

Longwood

Average RPI Win:	252	WON-LOST	WINNING	LAST 10	STRENGTH OF	OPP. STRENGTH	TEAM	ADJ.	CONF.	ADJ CONF.
Average RPI Loss:	138	RECORD	PCT. RANK	GAMES	SCHEDULE	OF SCHEDULE	RPI	RPI	RPI	RPI
DIV. I ONLY	6- 15	282	0- 1	120	193	256	256	12	12	
DIV. I NON-CONF.	2- 8	293	0- 0	136	196	270	270	15	15	
TOTALS	RPI 1-25	RPI 26-50	W-L RECORDS	RPI 51-100	RPI 101-150	RPI 150+				
6- 15	0- 1	0- 0	OVERALL	0- 6	1- 1	5- 7				
5- 5	0- 0	0- 0	HOME	0- 3	1- 0	4- 2				
1- 9	0- 1	0- 0	AWAY	0- 3	0- 1	1- 4				
0- 1	0- 0	0- 0	NEUTRAL	0- 0	0- 0	0- 1				
2- 8	0- 1	0- 0	NON-CONFERENCE	0- 3	0- 0	2- 4				
1- 3	0- 0	0- 0	HOME	0- 2	0- 0	1- 1				
1- 4	0- 1	0- 0	AWAY	0- 1	0- 0	1- 2				
0- 1	0- 0	0- 0	NEUTRAL	0- 0	0- 0	0- 1				
4- 7	0- 0	0- 0	CONFERENCE	0- 3	1- 1	3- 3				
4- 2	0- 0	0- 0	HOME	0- 1	1- 0	3- 1				
0- 5	0- 0	0- 0	AWAY	0- 2	0- 1	0- 2				
0- 0	0- 0	0- 0	NEUTRAL	0- 0	0- 0	0- 0				

RPI 1-25				RPI 26-50				RPI 51-100				RPI 101+				Team's RPI: 256	
RPI	S	Opponent	Score	RPI	S	Opponent	Score	RPI	S	Opponent	Score	RPI	S	Opponent	Score		
7	A	Mississippi St.	36 104					52	H	LSU	54 76	115	A	South Alabama	60 83		
								58	H	Lamar University	77 79	135	H	Appalachian St.	73 55		
								63	A	Auburn	59 71	157	H	Georgia St.	57 54		
								71	A	Little Rock	48 62	166	A	Arkansas St.	75 87		
								90	A	Troy	64 90	189	H	Coastal Caro.	58 76		
								96	H	UT Arlington	61 76	198	A	Ole Miss	57 79		
												201	H	Sam Houston St.	62 68		
												218	A	UTRGV	60 75		
												263	N	A&M-Corpus Christi	63 64		
												279	A	Ga. Southern	71 79		
												279	H	Ga. Southern	59 48		
												307	H	Jackson St.	68 61		
												312	H	La.-Monroe	52 45		
												321	A	McNeese	70 59		
LAST 12 Division I GAMES:																	
279	A	Ga. Southern	71 79	312	H	La.-Monroe	52 45										
189	H	Coastal Caro.	58 76	279	H	Ga. Southern	59 48										
135	H	Appalachian St.	73 55	157	H	Georgia St.	57 54										
96	H	UT Arlington	61 76	71	A	Little Rock	48 62										
90	A	Troy	64 90	166	A	Arkansas St.	75 87										
115	A	South Alabama	60 83	7	A	Mississippi St.	36 104										

Non-Div I Games: Dillard

69 72

Louisiana

■ Loss, 
 ■ Non-Conf, 
 ■ S Site, 
 ■ H Home 
 ■ A Away 
 N Neutral

Housatonic Team				Through Games Of Feb. 7, 1919						
Average RPI Win:	210	WON-LOST	WINNING	LAST 10	STRENGTH OF	OPP. STRENGTH	TEAM	ADJ.	CONF.	ADJ CONF.
Average RPI Loss:	120	RECORD	PCT. RANK	GAMES	SCHEDULE	OF SCHEDULE	RPI	RPI	RPI	RPI
DIV. I ONLY	11- 11	159	1- 0	138	122	155	155	14	14	
DIV. I NON-CONF.	7- 5	132	1- 0	216	76	132	132	19	19	
-----										
TOTALS	RPI 1-25		RPI 26-50	W-L RECORDS	RPI 51-100	RPI 101-150	RPI 150+			
11- 11	0- 1		0- 1	OVERALL	0- 4	3- 1	8- 4			
6- 4	0- 0		0- 1	HOME	0- 2	1- 0	5- 1			
4- 6	0- 1		0- 0	AWAY	0- 1	1- 1	3- 3			
1- 1	0- 0		0- 0	NEUTRAL	0- 1	1- 0	0- 0			
7- 5	0- 1		0- 0	NON-CONFERENCE	0- 2	2- 0	5- 2			
3- 1	0- 0		0- 0	HOME	0- 1	1- 0	2- 0			
3- 3	0- 1		0- 0	AWAY	0- 0	0- 0	3- 2			
1- 1	0- 0		0- 0	NEUTRAL	0- 1	1- 0	0- 0			
4- 6	0- 0		0- 1	CONFERENCE	0- 2	1- 1	3- 2			
3- 3	0- 0		0- 1	HOME	0- 1	0- 0	3- 1			
1- 3	0- 0		0- 0	AWAY	0- 1	1- 1	0- 1			
0- 0	0- 0		0- 0	NEUTRAL	0- 0	0- 0	0- 0			

RPI 1-25				RPI 26-50				RPI 51-100				RPI 101+				Team's RPI: 155	
RPI	S	Opponent	Score	RPI	S	Opponent	Score	RPI	S	Opponent	Score	RPI	S	Opponent	Score		
17	A	Arizona St.	44 80	34	H	Rice	51 61	56	A	Middle Tenn.	38 75	111	H	Houston	100 88		
								68	N	Missouri St.	70 82	120	A	Western Ky.	76 81		
								71	H	Little Rock	58 69	127	A	UAB	73 68		
								76	H	Old Dominion	59 70	128	N	Alabama	79 62		
												166	A	Arkansas St.	80 70		
												167	H	Charlotte	88 51		
												182	H	North Texas	54 65		
												198	H	Ole Miss	80 71		
												217	A	Marshall	88 90		
												220	A	UMKC	70 80		
												223	A	Memphis	66 50		
												255	A	Wichita St.	56 70		
												266	H	Southeastern La.	72 53		
												293	H	Fla. Atlantic	86 55		
												315	H	FIU	90 72		
												321	A	McNeese	89 48		
LAST 12 Division I GAMES:																	
128	N	Alabama	79 62	76	H	Old Dominion	59 70										
315	H	FIU	90 72	56	A	Middle Tenn.	38 75										
293	H	Fla. Atlantic	86 55	127	A	UAB	73 68										
120	A	Western Ky.	76 81	34	H	Rice	51 61										
217	A	Marshall	88 90	182	H	North Texas	54 65										
167	H	Charlotte	88 51	321	A	McNeese	89 48										

Non-Div I Games: LSU-Alexandria 112 70

Louisiana Tech

■ Loss, ■ Non-Conf, S Site, H Home A Away N Neutral

## Louisville

Through Games Of Feb. 7, 2019

Average RPI Win:	86	WON-LOST	WINNING	LAST 10	STRENGTH OF	OPP. STRENGTH	TEAM	ADJ.	CONF.	ADJ CONF.
Average RPI Loss:	1	RECORD	PCT. RANK	GAMES	SCHEDULE	OF SCHEDULE	RPI	RPI	RPI	RPI
DIV. I ONLY	22- 1	1	1- 0	10	1	3	3	1	1	
DIV. I NON-CONF.	13- 0	1	0- 0	19	30	3	3	1	1	
TOTALS	RPI 1-25	RPI 26-50	W-L RECORDS	RPI 51-100	RPI 101-150	RPI 150+				
22- 1	5- 1	4- 0	OVERALL	4- 0	7- 0	2- 0				
12- 0	2- 0	3- 0	HOME	2- 0	3- 0	2- 0				
8- 1	2- 1	1- 0	AWAY	2- 0	3- 0	0- 0				
2- 0	1- 0	0- 0	NEUTRAL	0- 0	1- 0	0- 0				
13- 0	3- 0	1- 0	NON-CONFERENCE	2- 0	5- 0	2- 0				
7- 0	1- 0	1- 0	HOME	1- 0	2- 0	2- 0				
4- 0	1- 0	0- 0	AWAY	1- 0	2- 0	0- 0				
2- 0	1- 0	0- 0	NEUTRAL	0- 0	1- 0	0- 0				
9- 1	2- 1	3- 0	CONFERENCE	2- 0	2- 0	0- 0				
5- 0	1- 0	2- 0	HOME	1- 0	1- 0	0- 0				
4- 1	1- 1	1- 0	AWAY	1- 0	1- 0	0- 0				
0- 0	0- 0	0- 0	NEUTRAL	0- 0	0- 0	0- 0				

RPI	S	Opponent	Score	RPI	S	Opponent	Score	RPI	S	Opponent	Score	RPI	S	Opponent	Score
1	A	Notre Dame	68 82	26	H	Kentucky	80 75	55	H	Miami (OH)	95 73	103	N	Hartford	86 69
6	H	UConn	78 69	29	H	North Carolina	73 66	57	A	Boise St.	74 55	107	H	Nebraska	85 68
9	H	Syracuse	76 51	44	A	Clemson	76 44	61	A	Duke	73 51	109	A	Wake Forest	73 49
17	N	Arizona St.	58 56	49	H	Georgia Tech	61 44	95	H	Virginia	91 43	120	A	Western Ky.	102 80
18	A	Florida St.	68 49									129	H	UT Martin	102 62
23	A	Central Mich.	72 68									130	H	Pittsburgh	70 42
												131	A	Chattanooga	75 49
												278	H	Northern Ky.	92 59
												290	H	Tennessee St.	107 52
LAST 12 Division I GAMES:															
9	H	Syracuse	76 51	95	H	Virginia	91 43								
44	A	Clemson	76 44	49	H	Georgia Tech	61 44								
6	H	UConn	78 69	1	A	Notre Dame	68 82								
130	H	Pittsburgh	70 42	61	A	Duke	73 51								
18	A	Florida St.	68 49	29	H	North Carolina	73 66								
109	A	Wake Forest	73 49	23	A	Central Mich.	72 68								

Non-Div I Games:

Louisville

■ Loss, 
 ■ Non-Conf, S Site, 
 ■ Home 
 ■ Away 
 N Neutral

## Loyola Chicago

Through Games Of Feb. 7, 2019

Average RPI Win:	285	WON-LOST	WINNING	LAST 10	STRENGTH OF	OPP. STRENGTH	TEAM	ADJ.	CONF.	ADJ CONF.
Average RPI Loss:	114	RECORD	PCT. RANK	GAMES	SCHEDULE	OF SCHEDULE	RPI	RPI	RPI	RPI
DIV. I ONLY	10- 10	159	0- 1	282	219	232	232	13	13	
DIV. I NON-CONF.	6- 5	143	0- 0	334	296	272	272	14	14	
TOTALS	RPI 1-25	RPI 26-50	W-L RECORDS	RPI 51-100	RPI 101-150	RPI 150+				
10- 10	0- 1	0- 2	OVERALL	0- 2	0- 1	10- 4				
8- 3	0- 0	0- 1	HOME	0- 0	0- 0	8- 2				
2- 7	0- 1	0- 1	AWAY	0- 2	0- 1	2- 2				
0- 0	0- 0	0- 0	NEUTRAL	0- 0	0- 0	0- 0				
6- 5	0- 0	0- 2	NON-CONFERENCE	0- 0	0- 1	6- 2				
4- 2	0- 0	0- 1	HOME	0- 0	0- 0	4- 1				
2- 3	0- 0	0- 1	AWAY	0- 0	0- 1	2- 1				
0- 0	0- 0	0- 0	NEUTRAL	0- 0	0- 0	0- 0				
4- 5	0- 1	0- 0	CONFERENCE	0- 2	0- 0	4- 2				
4- 1	0- 0	0- 0	HOME	0- 0	0- 0	4- 1				
0- 4	0- 1	0- 0	AWAY	0- 2	0- 0	0- 1				
0- 0	0- 0	0- 0	NEUTRAL	0- 0	0- 0	0- 0				

RPI	S	Opponent	Score	RPI	S	Opponent	Score	RPI	S	Opponent	Score	RPI	S	Opponent	Score	Team's RPI: 232
20	A	Drake	60 69	36	H	DePaul	76 102	68	A	Missouri St.	49 84	125	A	Youngstown St.	63 74	
				42	A	Purdue	41 65	92	A	UNI	52 64	151	A	Southern Ill.	63 74	
												152	H	Bradley	56 69	
												172	H	Indiana St.	56 54	
												184	H	Illinois St.	62 59	
												220	H	UMKC	74 88	
												235	A	Bowling Green	74 88	
												243	H	SIUE	56 43	
												281	A	Western Mich.	64 53	
												294	H	Valparaiso	80 54	
												330	A	UIC	75 60	
												331	H	Detroit Mercy	52 43	
												333	H	Purdue Fort Wayne	81 67	
												338	H	Evansville	61 56	
												347	H	Chicago St.	76 40	
LAST 12 Division I GAMES:																
152	H	Bradley	56 69	92	A	UNI	52 64									
184	H	Illinois St.	62 59	20	A	Drake	60 69									
151	A	Southern Ill.	63 74	294	H	Valparaiso	80 54									
68	A	Missouri St.	49 84	36	H	DePaul	76 102									
172	H	Indiana St.	56 54	220	H	UMKC	74 88									
338	H	Evansville	61 56	42	A	Purdue	41 65									

Non-Div I Games:

Loyola Chicago

■ Loss, 
 ■ Non-Conf, 
 ■ S Site, 
 ■ H Home 
 ■ A Away 
 N Neutral

Loyola Maryland

Through Games Of Feb. 7, 2019

Average RPI Win:	286	WON-LOST	WINNING	LAST 10	STRENGTH OF	OPP. STRENGTH	TEAM	ADJ.	CONF.	ADJ CONF.
Average RPI Loss:	172	RECORD	PCT. RANK	GAMES	SCHEDULE	OF SCHEDULE	RPI	RPI	RPI	RPI
DIV. I ONLY	3- 18	330	0- 1	154	264	299	299	19	19	
DIV. I NON-CONF.	1- 10	330	0- 1	138	254	293	293	22	22	
TOTALS	RPI 1-25	RPI 26-50	W-L RECORDS	RPI 51-100	RPI 101-150	RPI 150+				
3- 18	0- 1	0- 1	OVERALL	0- 2	0- 4	3- 10				
2- 6	0- 0	0- 1	HOME	0- 0	0- 1	2- 4				
1- 11	0- 1	0- 0	AWAY	0- 2	0- 2	1- 6				
0- 1	0- 0	0- 0	NEUTRAL	0- 0	0- 1	0- 0				
1- 10	0- 1	0- 0	NON-CONFERENCE	0- 1	0- 3	1- 5				
0- 3	0- 0	0- 0	HOME	0- 0	0- 1	0- 2				
1- 6	0- 1	0- 0	AWAY	0- 1	0- 1	1- 3				
0- 1	0- 0	0- 0	NEUTRAL	0- 0	0- 1	0- 0				
2- 8	0- 0	0- 1	CONFERENCE	0- 1	0- 1	2- 5				
2- 3	0- 0	0- 1	HOME	0- 0	0- 0	2- 2				
0- 5	0- 0	0- 0	AWAY	0- 1	0- 1	0- 3				
0- 0	0- 0	0- 0	NEUTRAL	0- 0	0- 0	0- 0				

RPI 1-25			RPI 26-50			RPI 51-100			RPI 101+ Team's RPI: 299		
RPI	S	Opponent	Score	RPI	S	Opponent	Score	RPI	S	Opponent	Score
19	A	Maryland	48 83	46	H	Bucknell	57 75	93	A	Georgetown	30 45
								94	A	American	38 82
								112	N	Boston College	47 73
								118	A	Towson	57 62
								138	A	Lehigh	42 51
								149	H	William & Mary	49 65
								165	H	Boston U.	62 64
								204	A	George Mason	38 70
								212	A	Holy Cross	60 78
								213	H	Navy	46 58
								227	A	Dartmouth	41 54
								228	A	Colgate	64 73
								233	A	Monmouth	75 67
								248	H	Mt. St. Mary's	67 77
								258	H	St. Francis Brooklyn	70 75
								267	A	Saint Joseph's	46 49
								300	A	Army West Point	57 69
								300	H	Army West Point	70 51
								325	H	Lafayette	62 50
LAST 12 Division I GAMES:											
267	A	Saint Joseph's	46 49	94	A	American	38 82				
300	H	Army West Point	70 51	212	A	Holy Cross	60 78				
138	A	Lehigh	42 51	165	H	Boston U.	62 64				
228	A	Colgate	64 73	300	A	Army West Point	57 69				
46	H	Bucknell	57 75	213	H	Navy	46 58				
325	H	Lafayette	62 50	233	A	Monmouth	75 67				

Non-Div I Games:

Loyola Maryland

Loss, Non-Conf, S Site, H Home A Away N Neutral



Average RPI Win:	165	WON-LOST	WINNING	LAST 10	STRENGTH OF	OPP. STRENGTH	TEAM	ADJ.	CONF.	ADJ CONF.
Average RPI Loss:	110	RECORD	PCT. RANK	GAMES	SCHEDULE	OF SCHEDULE	RPI	RPI	RPI	RPI
DIV. I ONLY	14- 10	126	1- 0	82	103	102	102	8	8	
DIV. I NON-CONF.	7- 5	132	1- 0	112	168	108	108	7	7	
TOTALS	RPI 1-25	RPI 26-50	W-L RECORDS	RPI 51-100	RPI 101-150	RPI 150+				
14- 10	0- 1	2- 4	OVERALL	3- 0	1- 1	8- 4				
8- 3	0- 1	2- 0	HOME	1- 0	0- 0	5- 2				
6- 4	0- 0	0- 2	AWAY	2- 0	1- 1	3- 1				
0- 3	0- 0	0- 2	NEUTRAL	0- 0	0- 0	0- 1				
7- 5	0- 0	1- 2	NON-CONFERENCE	2- 0	1- 0	3- 3				
4- 1	0- 0	1- 0	HOME	1- 0	0- 0	2- 1				
3- 1	0- 0	0- 0	AWAY	1- 0	1- 0	1- 1				
0- 3	0- 0	0- 2	NEUTRAL	0- 0	0- 0	0- 1				
7- 5	0- 1	1- 2	CONFERENCE	1- 0	0- 1	5- 1				
4- 2	0- 1	1- 0	HOME	0- 0	0- 0	3- 1				
3- 3	0- 0	0- 2	AWAY	1- 0	0- 1	2- 0				
0- 0	0- 0	0- 0	NEUTRAL	0- 0	0- 0	0- 0				

RPI S Opponent	Score	RPI S Opponent	Score	RPI S Opponent	Score	RPI S Opponent	Score	Team's RPI: 102
13 H Gonzaga	53 78	38 N South Dakota	40 67	65 A Arizona	66 64	133 A Pepperdine	86 95	
		39 A BYU	44 55	78 A Pacific	72 67	143 A CSUN	72 53	
		39 H BYU	61 58	83 H UC Davis	60 53	163 H Portland	76 58	
		41 N Indiana	43 67			169 A Denver	75 104	
		43 A Saint Mary's (CA)	62 86			176 A Santa Clara	69 60	
		47 H UCLA	69 63			176 H Santa Clara	75 83	
						202 N Grambling	61 62	
						214 H Robert Morris	61 53	
						234 H San Francisco	66 58	
						244 H Northern Ariz.	62 63	
						257 A San Diego	69 52	
						257 H San Diego	83 57	
						262 H Long Beach St.	71 62	
						298 A UC Santa Barbara	70 57	
LAST 12 Division I GAMES:								
214 H Robert Morris	61 53	133 A Pepperdine	86 95					
176 A Santa Clara	69 60	176 H Santa Clara	75 83					
257 H San Diego	83 57	234 H San Francisco	66 58					
39 H BYU	61 58	39 A BYU	44 55					
43 A Saint Mary's (CA)	62 86	257 A San Diego	69 52					
78 A Pacific	72 67	163 H Portland	76 58					

Non-Div I Games:

Loyola Marymount

■ Loss, 
 ■ Non-Conf, 
 ■ S Site, 
 ■ H Home 
 ■ A Away 
 N Neutral

## Maine

Through Games Of Feb. 7, 2019

Average RPI Win: <b>218</b>	WON-LOST	WINNING	LAST 10	STRENGTH OF	OPP. STRENGTH	TEAM	ADJ.	CONF.	ADJ CONF.
Average RPI Loss: <b>86</b>	RECORD	PCT. RANK	GAMES	SCHEDULE	OF SCHEDULE	RPI	RPI	RPI	RPI
DIV. I ONLY	16- 7	76	0- 1	137	171	73	73	23	23
DIV. I NON-CONF.	7- 6	153	0- 1	34	74	49	49	24	24
TOTALS	RPI 1-25	RPI 26-50	W-L RECORDS	RPI 51-100	RPI 101-150	RPI 150+			
16- 7	0- 1	1- 0	OVERALL	3- 3	0- 3	12- 0			
8- 1	0- 0	0- 0	HOME	1- 1	0- 0	7- 0			
6- 5	0- 1	1- 0	AWAY	1- 2	0- 2	4- 0			
2- 1	0- 0	0- 0	NEUTRAL	1- 0	0- 1	1- 0			
7- 6	0- 1	1- 0	NON-CONFERENCE	3- 3	0- 2	3- 0			
2- 1	0- 0	0- 0	HOME	1- 1	0- 0	1- 0			
3- 4	0- 1	1- 0	AWAY	1- 2	0- 1	1- 0			
2- 1	0- 0	0- 0	NEUTRAL	1- 0	0- 1	1- 0			
9- 1	0- 0	0- 0	CONFERENCE	0- 0	0- 1	9- 0			
6- 0	0- 0	0- 0	HOME	0- 0	0- 0	6- 0			
3- 1	0- 0	0- 0	AWAY	0- 0	0- 1	3- 0			
0- 0	0- 0	0- 0	NEUTRAL	0- 0	0- 0	0- 0			

RPI 1-25				RPI 26-50				RPI 51-100 Team's RPI: 73				RPI 101+			
RPI	S	Opponent	Score	RPI	S	Opponent	Score	RPI	S	Opponent	Score	RPI	S	Opponent	Score
10	A	NC State	46 <b>84</b>	29	A	North Carolina	85 73	61	H	Duke	63 <b>66</b>	103	A	Hartford	46 <b>49</b>
								69	A	Harvard	67 60	131	N	Chattanooga	61 <b>66</b>
								74	N	Penn	47 46	139	A	Fordham	64 <b>72</b>
								77	A	Green Bay	39 <b>70</b>	162	A	Stony Brook	68 54
								79	A	Northeastern	55 <b>63</b>	230	N	N.C. A&T	58 52
								86	H	Toledo	73 59	238	H	Brown	102 96
												241	H	Albany (NY)	76 65
												246	H	Binghamton	95 66
												271	A	Vermont	63 51
												271	H	Vermont	66 45
												297	H	UMBC	84 44
												302	A	Bryant	74 57
												324	H	UMass Lowell	79 45
												326	A	New Hampshire	69 45
												326	H	New Hampshire	67 46
LAST 12 Division I GAMES:															
131	N	Chattanooga	61 <b>66</b>	103	A	Hartford	46 <b>49</b>								
271	H	Vermont	66 45	241	H	Albany (NY)	76 65								
326	A	New Hampshire	69 45	271	A	Vermont	63 51								
324	H	UMass Lowell	79 45	297	H	UMBC	84 44								
246	H	Binghamton	95 66	326	H	New Hampshire	67 46								
162	A	Stony Brook	68 54	139	A	Fordham	64 <b>72</b>								

Non-Div I Games:

Maine

■ Loss, 
 ■ Non-Conf, 
 S Site, 
 ■ Home 
 ■ Away 
 N Neutral

Average RPI Win:	289	WON-LOST	WINNING	LAST 10	STRENGTH OF	OPP. STRENGTH	TEAM	ADJ.	CONF.	ADJ CONF.
Average RPI Loss:	205	RECORD	PCT. RANK	GAMES	SCHEDULE	OF SCHEDULE	RPI	RPI	RPI	RPI
DIV. I ONLY	6- 15	282	0- 1	226	348	313	313	25	25	
DIV. I NON-CONF.	2- 9	297	0- 0	207	350	333	333	28	28	
TOTALS	RPI 1-25	RPI 26-50	W-L RECORDS	RPI 51-100	RPI 101-150	RPI 150+				
6- 15	0- 0	0- 0	OVERALL	0- 2	1- 2	5- 11				
5- 8	0- 0	0- 0	HOME	0- 2	0- 1	5- 5				
1- 7	0- 0	0- 0	AWAY	0- 0	1- 1	0- 6				
0- 0	0- 0	0- 0	NEUTRAL	0- 0	0- 0	0- 0				
2- 9	0- 0	0- 0	NON-CONFERENCE	0- 2	0- 1	2- 6				
2- 5	0- 0	0- 0	HOME	0- 2	0- 0	2- 3				
0- 4	0- 0	0- 0	AWAY	0- 0	0- 1	0- 3				
0- 0	0- 0	0- 0	NEUTRAL	0- 0	0- 0	0- 0				
4- 6	0- 0	0- 0	CONFERENCE	0- 0	1- 1	3- 5				
3- 3	0- 0	0- 0	HOME	0- 0	0- 1	3- 2				
1- 3	0- 0	0- 0	AWAY	0- 0	1- 0	0- 3				
0- 0	0- 0	0- 0	NEUTRAL	0- 0	0- 0	0- 0				

RPI S	Opponent	Score	RPI S	Opponent	Score	RPI S	Opponent	Score	RPI S	Opponent	Score	Team's RPI: 313
						81	H Wright St.	44 60	139	A Fordham	61 65	
						85	H Drexel	39 53	145	A Marist	69 51	
									145	H Marist	51 62	
									162	H Stony Brook	48 79	
									186	H Rider	63 73	
									212	A Holy Cross	53 61	
									221	A Niagara	51 61	
									221	H Niagara	54 58	
									239	H Sacred Heart	46 74	
									241	A Albany (NY)	54 60	
									258	A St. Francis Brooklyn	65 73	
									269	A Siena	56 62	
									269	H Siena	52 48	
									284	A Canisius	44 47	
									311	H Fairfield	47 41	
									325	H Lafayette	60 49	
									331	H Detroit Mercy	56 58	
									332	H Iona	55 33	
									351	H LIU Brooklyn	61 46	
LAST 12 Division I GAMES:												
145	H Marist	51 62	332	H Iona	55 33							
269	H Siena	52 48	269	A Siena	56 62							
311	H Fairfield	47 41	221	A Niagara	51 61							
145	A Marist	69 51	284	A Canisius	44 47							
221	H Niagara	54 58	212	A Holy Cross	53 61							
186	H Rider	63 73	239	H Sacred Heart	46 74							

Non-Div I Games:

Manhattan

Average RPI Win: <b>240</b>	WON-LOST	WINNING	LAST 10	STRENGTH OF	OPP. STRENGTH	TEAM	ADJ.	CONF.	ADJ CONF.
Average RPI Loss: <b>140</b>	RECORD	PCT. RANK	GAMES	SCHEDULE	OF SCHEDULE	RPI	RPI	RPI	RPI
DIV. I ONLY	17- 7	66	1- 0	267	224	145	145	25	25
DIV. I NON-CONF.	8- 4	91	0- 0	183	127	101	101	28	28
TOTALS	RPI 1-25	RPI 26-50	W-L RECORDS	RPI 51-100	RPI 101-150	RPI 150+			
17- 7	0- 0	0- 0	OVERALL	1- 4	0- 0	16- 3			
6- 4	0- 0	0- 0	HOME	1- 1	0- 0	5- 3			
9- 2	0- 0	0- 0	AWAY	0- 2	0- 0	9- 0			
2- 1	0- 0	0- 0	NEUTRAL	0- 1	0- 0	2- 0			
8- 4	0- 0	0- 0	NON-CONFERENCE	1- 3	0- 0	7- 1			
3- 1	0- 0	0- 0	HOME	1- 0	0- 0	2- 1			
3- 2	0- 0	0- 0	AWAY	0- 2	0- 0	3- 0			
2- 1	0- 0	0- 0	NEUTRAL	0- 1	0- 0	2- 0			
9- 3	0- 0	0- 0	CONFERENCE	0- 1	0- 0	9- 2			
3- 3	0- 0	0- 0	HOME	0- 1	0- 0	3- 2			
6- 0	0- 0	0- 0	AWAY	0- 0	0- 0	6- 0			
0- 0	0- 0	0- 0	NEUTRAL	0- 0	0- 0	0- 0			

RPI 1-25			RPI 26-50			RPI 51-100			RPI 101+			Team's RPI: 145
RPI	S	Opponent	Score	RPI	S	Opponent	Score	RPI	S	Opponent	Score	
						60 H Quinnipiac	69 76	165 H Boston U.			68 57	
						61 A Duke	56 64	178 H Temple			74 68	
						79 H Northeastern	90 84	186 H Rider			58 68	
						80 A Princeton	57 60	196 H Massachusetts			55 70	
						81 N Wright St.	60 76	197 A Elon			61 57	
								211 N Stetson			76 69	
								213 A Navy			72 48	
								221 A Niagara			87 58	
								233 H Monmouth			69 45	
								241 A Albany (NY)			74 56	
								250 N Hofstra			71 57	
								269 A Siena			73 58	
								269 H Siena			88 59	
								284 A Canisius			71 66	
								311 A Fairfield			56 46	
								313 A Manhattan			62 51	
								313 H Manhattan			51 69	
								322 A Saint Peter's			62 42	
								332 H Iona			76 36	
LAST 12 Division I GAMES:												
313 A		Manhattan	62 51	269 H		Siena	88 59					
269 A		Siena	73 58	233 H		Monmouth	69 45					
186 H		Rider	58 68	311 A		Fairfield	56 46					
313 H		Manhattan	51 69	60 H		Quinnipiac	69 76					
322 A		Saint Peter's	62 42	284 A		Canisius	71 66					
332 H		Iona	76 36	221 A		Niagara	87 58					

Non-Div I Games:

Marist

■ Loss, 
 ■ Non-Conf, 
 S Site, 
 ■ Home 
 ■ Away 
 N Neutral

Average RPI Win:	110	WON-LOST	WINNING	LAST 10	STRENGTH OF	OPP. STRENGTH	TEAM	ADJ.	CONF.	ADJ CONF.
Average RPI Loss:	10	RECORD	PCT. RANK	GAMES	SCHEDULE	OF SCHEDULE	RPI	RPI	RPI	RPI
DIV. I ONLY	19- 3	12	1- 0	15	24	8	8	6	6	
DIV. I NON-CONF.	9- 3	61	1- 0	24	14	19	19	4	4	
TOTALS	RPI 1-25	RPI 26-50	W-L RECORDS	RPI 51-100	RPI 101-150	RPI 150+				
19- 3	0- 3	5- 0	OVERALL	7- 0	3- 0	4- 0				
12- 1	0- 1	2- 0	HOME	5- 0	3- 0	2- 0				
7- 2	0- 2	3- 0	AWAY	2- 0	0- 0	2- 0				
0- 0	0- 0	0- 0	NEUTRAL	0- 0	0- 0	0- 0				
9- 3	0- 3	1- 0	NON-CONFERENCE	4- 0	1- 0	3- 0				
7- 1	0- 1	1- 0	HOME	3- 0	1- 0	2- 0				
2- 2	0- 2	0- 0	AWAY	1- 0	0- 0	1- 0				
0- 0	0- 0	0- 0	NEUTRAL	0- 0	0- 0	0- 0				
10- 0	0- 0	4- 0	CONFERENCE	3- 0	2- 0	1- 0				
5- 0	0- 0	1- 0	HOME	2- 0	2- 0	0- 0				
5- 0	0- 0	3- 0	AWAY	1- 0	0- 0	1- 0				
0- 0	0- 0	0- 0	NEUTRAL	0- 0	0- 0	0- 0				

RPI 1-25				Team's RPI: 8		RPI 26-50				RPI 51-100				RPI 101+			
RPI	S	Opponent	Score	RPI	S	Opponent	Score	RPI	S	Opponent	Score	RPI	S	Opponent	Score		
1	H	Notre Dame	63 87	27	H	South Dakota St.	91 52	59	H	Michigan	85 74	104	H	Seton Hall	96 60		
7	A	Mississippi St.	82 87	36	A	DePaul	93 87	77	H	Green Bay	80 54	123	H	St. John's (NY)	83 73		
22	A	Miami (FL)	55 63	36	H	DePaul	96 63	82	A	Northwestern	76 57	140	H	Montana St.	100 52		
				37	A	Villanova	91 55	92	H	UNI	102 61	170	A	Xavier	90 44		
				45	A	Butler	87 58	93	A	Georgetown	72 62	190	A	Milwaukee	83 74		
								99	H	Creighton	85 67	246	H	Binghamton	93 40		
								100	H	Providence	85 46	330	H	UIC	96 32		
LAST 12 Division I GAMES:																	
				92	H	UNI	102 61					104	H	Seton Hall	96 60		
				22	A	Miami (FL)	55 63					93	A	Georgetown	72 62		
				36	A	DePaul	93 87					37	A	Villanova	91 55		
				45	A	Butler	87 58					36	H	DePaul	96 63		
				170	A	Xavier	90 44					99	H	Creighton	85 67		
				123	H	St. John's (NY)	83 73					100	H	Providence	85 46		

Non-Div I Games:

Marquette

Average RPI Win:	254	WON-LOST	WINNING	LAST 10	STRENGTH OF	OPP. STRENGTH	TEAM	ADJ.	CONF.	ADJ CONF.
Average RPI Loss:	149	RECORD	PCT. RANK	GAMES	SCHEDULE	OF SCHEDULE	RPI	RPI	RPI	RPI
DIV. I ONLY	13- 9	121	1- 0	340	131	217	217	14	14	
DIV. I NON-CONF.	5- 7	206	0- 0	344	179	324	324	19	19	
TOTALS	RPI 1-25	RPI 26-50	W-L RECORDS	RPI 51-100	RPI 101-150	RPI 150+				
13- 9	0- 0	0- 1	OVERALL	1- 0	0- 3	12- 5				
9- 3	0- 0	0- 0	HOME	1- 0	0- 1	8- 2				
4- 6	0- 0	0- 1	AWAY	0- 0	0- 2	4- 3				
0- 0	0- 0	0- 0	NEUTRAL	0- 0	0- 0	0- 0				
5- 7	0- 0	0- 1	NON-CONFERENCE	0- 0	0- 2	5- 4				
5- 2	0- 0	0- 0	HOME	0- 0	0- 1	5- 1				
0- 5	0- 0	0- 1	AWAY	0- 0	0- 1	0- 3				
0- 0	0- 0	0- 0	NEUTRAL	0- 0	0- 0	0- 0				
8- 2	0- 0	0- 0	CONFERENCE	1- 0	0- 1	7- 1				
4- 1	0- 0	0- 0	HOME	1- 0	0- 0	3- 1				
4- 1	0- 0	0- 0	AWAY	0- 0	0- 1	4- 0				
0- 0	0- 0	0- 0	NEUTRAL	0- 0	0- 0	0- 0				

RPI 1-25			RPI 26-50			RPI 51-100			RPI 101+ Team's RPI: 217		
RPI	S	Opponent	Score	RPI	S	Opponent	Score	RPI	S	Opponent	Score
				44	A	Clemson	54 68	76	H	Old Dominion	57 48
								118	H	Towson	69 76
								120	A	Western Ky.	55 85
								135	A	Appalachian St.	52 74
								151	A	Southern Ill.	49 58
								155	H	Louisiana Tech	90 88
								167	H	Charlotte	63 62
								172	H	Indiana St.	53 62
								181	A	Wisconsin	49 67
								182	H	North Texas	67 55
								187	H	Southern Miss.	52 64
								235	A	Bowling Green	76 99
								268	A	UTEP	63 60
								277	H	Cleveland St.	86 64
								286	A	UTSA	79 72
								290	H	Tennessee St.	80 59
								293	A	Fla. Atlantic	72 67
								314	H	Coppin St.	88 67
								315	A	FIU	86 58
								338	H	Evansville	72 65
								346	H	Delaware St.	75 63
LAST 12 Division I GAMES:											
182	H	North Texas	67 55	293	A	Fla. Atlantic	72 67				
286	A	UTSA	79 72	120	A	Western Ky.	55 85				
268	A	UTEP	63 60	167	H	Charlotte	63 62				
187	H	Southern Miss.	52 64	76	H	Old Dominion	57 48				
155	H	Louisiana Tech	90 88	346	H	Delaware St.	75 63				
315	A	FIU	86 58	118	H	Towson	69 76				

Non-Div I Games: Bluefield St. 82 29

Marshall

■ Loss, 
 ■ Non-Conf, S Site, 
 ■ Home 
 ■ Away 
 N Neutral

Average RPI Win:	142	WON-LOST	WINNING	LAST 10	STRENGTH OF	OPP. STRENGTH	TEAM	ADJ.	CONF.	ADJ CONF.
Average RPI Loss:	20	RECORD	PCT. RANK	GAMES	SCHEDULE	OF SCHEDULE	RPI	RPI	RPI	RPI
DIV. I ONLY	21- 2	5	1- 0	111	36	19	19	4	4	
DIV. I NON-CONF.	11- 0	1	0- 0	215	71	23	23	6	6	
TOTALS	RPI 1-25	RPI 26-50	W-L RECORDS	RPI 51-100	RPI 101-150	RPI 150+				
21- 2	1- 2	3- 0	OVERALL	2- 0	7- 0	8- 0				
11- 1	0- 1	2- 0	HOME	2- 0	3- 0	4- 0				
8- 1	1- 1	1- 0	AWAY	0- 0	3- 0	3- 0				
2- 0	0- 0	0- 0	NEUTRAL	0- 0	1- 0	1- 0				
11- 0	1- 0	2- 0	NON-CONFERENCE	0- 0	2- 0	6- 0				
6- 0	0- 0	2- 0	HOME	0- 0	1- 0	3- 0				
3- 0	1- 0	0- 0	AWAY	0- 0	0- 0	2- 0				
2- 0	0- 0	0- 0	NEUTRAL	0- 0	1- 0	1- 0				
10- 2	0- 2	1- 0	CONFERENCE	2- 0	5- 0	2- 0				
5- 1	0- 1	0- 0	HOME	2- 0	2- 0	1- 0				
5- 1	0- 1	1- 0	AWAY	0- 0	3- 0	1- 0				
0- 0	0- 0	0- 0	NEUTRAL	0- 0	0- 0	0- 0				

RPI 1-25				Team's RPI: 19	RPI 26-50				RPI 51-100				RPI 101+			
RPI	S	Opponent	Score		RPI	S	Opponent	Score	RPI	S	Opponent	Score	RPI	S	Opponent	Score
15	H	Rutgers	65 73		40	H	James Madison	87 63	59	H	Michigan	83 69	101	A	Ohio St.	70 57
16	A	South Carolina	85 61		41	A	Indiana	76 56	82	H	Northwestern	72 57	101	H	Ohio St.	75 69
25	A	Michigan St.	60 77		49	H	Georgia Tech	67 54					105	H	Dayton	82 71
													106	N	Georgia	58 51
													107	A	Nebraska	81 63
													121	A	Penn St.	77 61
													121	H	Penn St.	79 67
													159	A	Delaware	77 53
													181	H	Wisconsin	75 57
													188	A	Illinois	80 66
													194	A	George Washington	69 30
													297	H	UMBC	92 61
													299	H	Loyola Maryland	83 48
													303	N	Morgan St.	68 44
													314	H	Coppin St.	93 36
LAST 12 Division I GAMES:																
					82	H	Northwestern	72 57	25	A	Michigan St.	60 77				
					188	A	Illinois	80 66	59	H	Michigan	83 69				
					181	H	Wisconsin	75 57	107	A	Nebraska	81 63				
					41	A	Indiana	76 56	101	H	Ohio St.	75 69				
					101	A	Ohio St.	70 57	15	H	Rutgers	65 73				
					121	H	Penn St.	79 67	121	A	Penn St.	77 61				

Non-Div I Games:

Maryland

## Massachusetts

Through Games Of Feb. 7, 2019

Average RPI Win:	226	WON-LOST	WINNING	LAST 10	STRENGTH OF	OPP. STRENGTH	TEAM	ADJ.	CONF.	ADJ CONF.
Average RPI Loss:	177	RECORD	PCT. RANK	GAMES	SCHEDULE	OF SCHEDULE	RPI	RPI	RPI	RPI
DIV. I ONLY	12- 11	155	1- 0	231	267	196	196	17	17	
DIV. I NON-CONF.	8- 6	138	0- 0	235	331	198	198	16	16	
TOTALS	RPI 1-25	RPI 26-50	W-L RECORDS	RPI 51-100	RPI 101-150	RPI 150+				
12- 11	0- 0	0- 1	OVERALL	0- 1	2- 3	10- 6				
7- 4	0- 0	0- 0	HOME	0- 0	0- 0	7- 4				
4- 6	0- 0	0- 0	AWAY	0- 1	2- 3	2- 2				
1- 1	0- 0	0- 1	NEUTRAL	0- 0	0- 0	1- 0				
8- 6	0- 0	0- 1	NON-CONFERENCE	0- 1	1- 1	7- 3				
5- 2	0- 0	0- 0	HOME	0- 0	0- 0	5- 2				
2- 3	0- 0	0- 0	AWAY	0- 1	1- 1	1- 1				
1- 1	0- 0	0- 1	NEUTRAL	0- 0	0- 0	1- 0				
4- 5	0- 0	0- 0	CONFERENCE	0- 0	1- 2	3- 3				
2- 2	0- 0	0- 0	HOME	0- 0	0- 0	2- 2				
2- 3	0- 0	0- 0	AWAY	0- 0	1- 2	1- 1				
0- 0	0- 0	0- 0	NEUTRAL	0- 0	0- 0	0- 0				

RPI 1-25			RPI 26-50			RPI 51-100			RPI 101+ Team's RPI: 196		
RPI	S	Opponent	Score	RPI	S	Opponent	Score	RPI	S	Opponent	Score
				46	N	Bucknell	58 77	79	A	Northeastern	52 53
								105	A	Dayton	47 75
								113	A	VCU	48 52
								118	A	Towson	53 78
								145	A	Marist	70 55
								146	A	Davidson	70 58
								160	H	Duquesne	69 66
								165	H	Boston U.	66 55
								191	H	Saint Louis	70 66
								204	H	George Mason	52 70
								205	H	St. Bonaventure	63 64
								218	H	UTRGV	74 70
								229	H	North Dakota	52 59
								238	A	Brown	90 61
								239	H	Sacred Heart	78 61
								260	A	Richmond	58 62
								269	A	Siena	59 64
								280	A	La Salle	74 60
								295	H	Central Conn. St.	74 59
								311	N	Fairfield	59 49
								320	H	Incarnate Word	71 59
								324	H	UMass Lowell	59 62
LAST 12 Division I GAMES:											
160	H	Duquesne	69 66	280	A	La Salle	74 60				
260	A	Richmond	58 62	105	A	Dayton	47 75				
113	A	VCU	48 52	191	H	Saint Louis	70 66				
205	H	St. Bonaventure	63 64	145	A	Marist	70 55				
146	A	Davidson	70 58	324	H	UMass Lowell	59 62				
204	H	George Mason	52 70	269	A	Siena	59 64				

Non-Div I Games:

Massachusetts

■ Loss, 
 ■ Non-Conf, 
 ■ S Site, 
 ■ H Home 
 ■ A Away 
 N Neutral



## McNeese

Through Games Of Feb. 7, 2019

Average RPI Win:	262	WON-LOST	WINNING	LAST 10	STRENGTH OF	OPP. STRENGTH	TEAM	ADJ.	CONF.	ADJ CONF.
Average RPI Loss:	183	RECORD	PCT. RANK	GAMES	SCHEDULE	OF SCHEDULE	RPI	RPI	RPI	RPI
DIV. I ONLY	3- 14	324	0- 1	236	265	321	321	26	26	
DIV. I NON-CONF.	0- 8	336	0- 0	98	169	310	310	23	23	
TOTALS	RPI 1-25	RPI 26-50	W-L RECORDS	RPI 51-100	RPI 101-150	RPI 150+				
3- 14	0- 0	0- 2	OVERALL	0- 2	0- 1	3- 9				
2- 5	0- 0	0- 0	HOME	0- 1	0- 0	2- 4				
1- 9	0- 0	0- 2	AWAY	0- 1	0- 1	1- 5				
0- 0	0- 0	0- 0	NEUTRAL	0- 0	0- 0	0- 0				
0- 8	0- 0	0- 2	NON-CONFERENCE	0- 1	0- 1	0- 4				
0- 2	0- 0	0- 0	HOME	0- 0	0- 0	0- 2				
0- 6	0- 0	0- 2	AWAY	0- 1	0- 1	0- 2				
0- 0	0- 0	0- 0	NEUTRAL	0- 0	0- 0	0- 0				
3- 6	0- 0	0- 0	CONFERENCE	0- 1	0- 0	3- 5				
2- 3	0- 0	0- 0	HOME	0- 1	0- 0	2- 2				
1- 3	0- 0	0- 0	AWAY	0- 0	0- 0	1- 3				
0- 0	0- 0	0- 0	NEUTRAL	0- 0	0- 0	0- 0				

RPI S	Opponent	Score	RPI S	Opponent	Score	RPI S	Opponent	Score	RPI S	Opponent	Score	Team's RPI: 321
32	A Texas	40 96	34	A Rice	65 93	52	A LSU	36 86	127	A UAB	48 91	
									155	H Louisiana Tech	48 89	
									161	A Abilene Christian	52 109	
									185	A Nicholls St.	69 68	
									201	H Sam Houston St.	80 93	
									202	A Grambling	51 75	
									256	H Louisiana	59 70	
									266	H Southeastern La.	62 56	
									312	A La.-Monroe	60 69	
									317	A New Orleans	76 88	
									320	H Incarnate Word	66 68	
									335	H Houston Baptist	81 71	
									341	A Northwestern St.	63 82	
LAST 12 Division I GAMES:												
201	H Sam Houston St.	80 93	161	A Abilene Christian	52 109							
58	H Lamar University	62 64	341	A Northwestern St.	63 82							
335	H Houston Baptist	81 71	320	H Incarnate Word	66 68							
266	H Southeastern La.	62 56	155	H Louisiana Tech	48 89							
185	A Nicholls St.	69 68	52	A LSU	36 86							
317	A New Orleans	76 88	127	A UAB	48 91							

Non-Div I Games: LSU-Alexandria 60 68 Southern-N.O. 106 54 Louisiana Col. 86 68

McNeese

Loss, Non-Conf, S Site, H Home A Away N Neutral

Average RPI Win: 225		WON-LOST	WINNING	LAST 10	STRENGTH OF	OPP. STRENGTH	TEAM	ADJ.	CONF.	ADJ CONF.
Average RPI Loss: 150		RECORD	PCT. RANK	GAMES	SCHEDULE	OF SCHEDULE	RPI	RPI	RPI	RPI
DIV. I ONLY		9- 13	226	0- 1	164	204	223	223	9	9
DIV. I NON-CONF.		5- 8	224	0- 0	249	295	282	282	9	9
TOTALS		RPI 1-25	RPI 26-50		W-L RECORDS		RPI 51-100	RPI 101-150	RPI 150+	
9- 13	0- 1	0- 0		OVERALL		0- 3	1- 2	8- 7		
6- 7	0- 1	0- 0		HOME		0- 2	0- 1	6- 3		
2- 6	0- 0	0- 0		AWAY		0- 1	1- 1	1- 4		
1- 0	0- 0	0- 0		NEUTRAL		0- 0	0- 0	1- 0		
5- 8	0- 0	0- 0		NON-CONFERENCE		0- 2	0- 1	5- 5		
4- 4	0- 0	0- 0		HOME		0- 2	0- 0	4- 2		
0- 4	0- 0	0- 0		AWAY		0- 0	0- 1	0- 3		
1- 0	0- 0	0- 0		NEUTRAL		0- 0	0- 0	1- 0		
4- 5	0- 1	0- 0		CONFERENCE		0- 1	1- 1	3- 2		
2- 3	0- 1	0- 0		HOME		0- 0	0- 1	2- 1		
2- 2	0- 0	0- 0		AWAY		0- 1	1- 0	1- 1		
0- 0	0- 0	0- 0		NEUTRAL		0- 0	0- 0	0- 0		

RPI	S	Opponent	Score	RPI	S	Opponent	Score	RPI	S	Opponent	Score	RPI	S	Opponent	Score	Team's RPI: 223
14	H	UCF	55 68					71	H	Little Rock	60 63	127	A	UAB	54 85	
								86	H	Toledo	48 58	136	A	South Fla.	47 40	
								87	A	Cincinnati	56 80	137	H	Tulane	61 62	
												155	H	Louisiana Tech	50 66	
												156	N	Mercer	59 53	
												158	A	Tulsa	39 46	
												158	H	Tulsa	59 56	
												166	A	Arkansas St.	66 77	
												189	A	Coastal Caro.	71 90	
												194	A	George Washington	38 51	
												200	H	Southeast Mo. St.	69 57	
												207	H	East Carolina	58 46	
												255	A	Wichita St.	71 50	
												255	H	Wichita St.	48 57	
												261	H	Samford	53 48	
												307	H	Jackson St.	68 67	
												317	H	New Orleans	59 66	
												343	H	N.C. Central	77 56	
LAST 12 Division I GAMES:																
255	H	Wichita St.	48 57	255	A	Wichita St.	71 50									
158	H	Tulsa	59 56	158	A	Tulsa	39 46									
137	H	Tulane	61 62	14	H	UCF	55 68									
87	A	Cincinnati	56 80	194	A	George Washington	38 51									
136	A	South Fla.	47 40	343	H	N.C. Central	77 56									
207	H	East Carolina	58 46	71	H	Little Rock	60 63									

Non-Div I Games:

Memphis

■ Loss, 
■ Non-Conf, 
■ S Site, 
■ H Home 
■ A Away 
N Neutral

Average RPI Win: <b>240</b>	WON-LOST	WINNING	LAST 10	STRENGTH OF	OPP. STRENGTH	TEAM	ADJ.	CONF.	ADJ CONF.
Average RPI Loss: <b>137</b>	RECORD	PCT. RANK	GAMES	SCHEDULE	OF SCHEDULE	RPI	RPI	RPI	RPI
DIV. I ONLY	15- 7	82	1- 0	297	147	156	156	27	27
DIV. I NON-CONF.	8- 7	160	0- 0	243	103	190	190	25	25
TOTALS	RPI 1-25	RPI 26-50	W-L RECORDS	RPI 51-100	RPI 101-150	RPI 150+			
15- 7	0- 2	0- 0	OVERALL	0- 0	1- 2	14- 3			
7- 3	0- 2	0- 0	HOME	0- 0	1- 0	6- 1			
7- 3	0- 0	0- 0	AWAY	0- 0	0- 2	7- 1			
1- 1	0- 0	0- 0	NEUTRAL	0- 0	0- 0	1- 1			
8- 7	0- 2	0- 0	NON-CONFERENCE	0- 0	0- 2	8- 3			
4- 3	0- 2	0- 0	HOME	0- 0	0- 0	4- 1			
3- 3	0- 0	0- 0	AWAY	0- 0	0- 2	3- 1			
1- 1	0- 0	0- 0	NEUTRAL	0- 0	0- 0	1- 1			
7- 0	0- 0	0- 0	CONFERENCE	0- 0	1- 0	6- 0			
3- 0	0- 0	0- 0	HOME	0- 0	1- 0	2- 0			
4- 0	0- 0	0- 0	AWAY	0- 0	0- 0	4- 0			
0- 0	0- 0	0- 0	NEUTRAL	0- 0	0- 0	0- 0			

RPI 1-25			RPI 26-50			RPI 51-100			RPI 101+			Team's RPI: 156
RPI	S	Opponent	Score	RPI	S	Opponent	Score	RPI	S	Opponent	Score	
14	H	UCF	42 <b>76</b>					106	A	Georgia	60 <b>67</b>	
18	H	Florida St.	56 <b>57</b>					109	A	Wake Forest	54 <b>69</b>	
								131	H	Chattanooga	65 58	
								167	H	Charlotte	57 40	
								194	A	George Washington	61 53	
								195	H	UNC Asheville	61 47	
								203	H	Florida	92 82	
								219	A	Howard	85 70	
								223	N	Memphis	53 <b>59</b>	
								225	A	Jacksonville	66 <b>71</b>	
								235	N	Bowling Green	76 63	
								237	A	Furman	75 60	
								252	H	ETSU	64 41	
								261	H	Samford	76 68	
								265	H	Columbia	68 <b>72</b>	
								279	A	Ga. Southern	79 72	
								288	A	Wofford	81 79	
								296	H	Kennesaw St.	64 48	
								306	A	UNC Greensboro	71 58	
								336	A	Western Caro.	69 67	
LAST 12 Division I GAMES:												
237	A	Furman	75 60	261	H	Samford	76 68					
288	A	Wofford	81 79	265	H	Columbia	68 <b>72</b>					
252	H	ETSU	64 41	225	A	Jacksonville	66 <b>71</b>					
131	H	Chattanooga	65 58	195	H	UNC Asheville	61 47					
306	A	UNC Greensboro	71 58	194	A	George Washington	61 53					
336	A	Western Caro.	69 67	219	A	Howard	85 70					

Non-Div I Games:

Mercer

■ Loss, 
 ■ Non-Conf, S Site, 
 ■ Home 
 ■ Away 
 N Neutral

Average RPI Win:	127	WON-LOST	WINNING	LAST 10	STRENGTH OF	OPP. STRENGTH	TEAM	ADJ.	CONF.	ADJ CONF.
Average RPI Loss:	28	RECORD	PCT. RANK	GAMES	SCHEDULE	OF SCHEDULE	RPI	RPI	RPI	RPI
DIV. I ONLY	20- 5	24	2- 1	54	5	22	22	1	1	
DIV. I NON-CONF.	12- 3	52	2- 1	128	36	46	46	1	1	
TOTALS	RPI 1-25	RPI 26-50	W-L RECORDS	RPI 51-100	RPI 101-150	RPI 150+				
20- 5	3- 3	1- 2	OVERALL	4- 0	6- 0	6- 0				
14- 2	2- 1	1- 1	HOME	3- 0	4- 0	4- 0				
4- 3	1- 2	0- 1	AWAY	1- 0	1- 0	1- 0				
2- 0	0- 0	0- 0	NEUTRAL	0- 0	1- 0	1- 0				
12- 3	1- 2	0- 1	NON-CONFERENCE	1- 0	4- 0	6- 0				
9- 1	1- 1	0- 0	HOME	1- 0	3- 0	4- 0				
1- 2	0- 1	0- 1	AWAY	0- 0	0- 0	1- 0				
2- 0	0- 0	0- 0	NEUTRAL	0- 0	1- 0	1- 0				
8- 2	2- 1	1- 1	CONFERENCE	3- 0	2- 0	0- 0				
5- 1	1- 0	1- 1	HOME	2- 0	1- 0	0- 0				
3- 1	1- 1	0- 0	AWAY	1- 0	1- 0	0- 0				
0- 0	0- 0	0- 0	NEUTRAL	0- 0	0- 0	0- 0				

RPI	S	Opponent	Score	RPI	S	Opponent	Score	RPI	S	Opponent	Score	RPI	S	Opponent	Score
1	H	Notre Dame	72 65	29	H	North Carolina	76 68	61	A	Duke	58 50	103	H	Hartford	75 62
8	H	Marquette	63 55	42	A	Purdue	63 74	62	H	Virginia Tech	68 61	107	H	Nebraska	82 68
9	A	Syracuse	84 71	44	H	Clemson	67 76	70	H	SFA	81 60	109	A	Wake Forest	72 57
11	A	Iowa St.	52 75					95	H	Virginia	72 59	112	H	Boston College	76 73
18	A	Florida St.	58 62									128	N	Alabama	101 74
23	H	Central Mich.	80 90									132	H	Colorado	73 58
												174	N	Vanderbilt	90 65
												178	H	Temple	73 61
												179	H	UMES	71 53
												315	A	FIU	94 43
												317	H	New Orleans	78 38
												349	H	Florida A&M	103 54
LAST 12 Division I GAMES:															
103	H	Hartford	75 62	112	H	Boston College	76 73								
8	H	Marquette	63 55	9	A	Syracuse	84 71								
11	A	Iowa St.	52 75	29	H	North Carolina	76 68								
1	H	Notre Dame	72 65	61	A	Duke	58 50								
95	H	Virginia	72 59	44	H	Clemson	67 76								
18	A	Florida St.	58 62	109	A	Wake Forest	72 57								

Non-Div I Games:

Miami (FL)

■ Loss, 
■ Non-Conf, S Site, 
■ Home 
■ Away 
N Neutral

Average RPI Win:	191	WON-LOST	WINNING	LAST 10	STRENGTH OF	OPP. STRENGTH	TEAM	ADJ.	CONF.	ADJ CONF.
Average RPI Loss:	118	RECORD	PCT. RANK	GAMES	SCHEDULE	OF SCHEDULE	RPI	RPI	RPI	RPI
DIV. I ONLY	15- 4	30	1- 0	167	137	55	55	7	7	
DIV. I NON-CONF.	8- 2	52	0- 0	323	267	121	121	8	8	
TOTALS	RPI 1-25	RPI 26-50	W-L RECORDS	RPI 51-100	RPI 101-150	RPI 150+				
15- 4	1- 2	1- 0	OVERALL	3- 1	1- 0	9- 1				
7- 1	0- 1	0- 0	HOME	3- 0	1- 0	3- 0				
8- 3	1- 1	1- 0	AWAY	0- 1	0- 0	6- 1				
0- 0	0- 0	0- 0	NEUTRAL	0- 0	0- 0	0- 0				
8- 2	0- 1	0- 0	NON-CONFERENCE	1- 0	1- 0	6- 1				
3- 0	0- 0	0- 0	HOME	1- 0	1- 0	1- 0				
5- 2	0- 1	0- 0	AWAY	0- 0	0- 0	5- 1				
0- 0	0- 0	0- 0	NEUTRAL	0- 0	0- 0	0- 0				
7- 2	1- 1	1- 0	CONFERENCE	2- 1	0- 0	3- 0				
4- 1	0- 1	0- 0	HOME	2- 0	0- 0	2- 0				
3- 1	1- 0	1- 0	AWAY	0- 1	0- 0	1- 0				
0- 0	0- 0	0- 0	NEUTRAL	0- 0	0- 0	0- 0				

RPI 1-25				RPI 26-50				RPI 51-100				RPI 101+			
RPI	S	Opponent	Score	RPI	S	Opponent	Score	RPI	S	Opponent	Score	RPI	S	Opponent	Score
3	A	Louisville	73 95	35	A	Ohio	67 61	84	H	Kent St.	79 63	124	H	High Point	68 55
23	A	Central Mich.	70 67					86	H	Toledo	65 64	177	H	Ball St.	60 57
24	H	Buffalo	59 66					87	H	Cincinnati	78 65	183	H	Eastern Mich.	63 58
								97	A	Northern Ill.	71 82	226	A	Jacksonville St.	58 41
												281	A	Western Mich.	81 62
												284	A	Canisius	62 59
												294	A	Valparaiso	68 47
												318	H	Eastern Ky.	60 44
												330	A	UIC	65 56
												331	A	Detroit Mercy	78 59
												349	A	Florida A&M	56 57
LAST 12 Division I GAMES:															
183	H	Eastern Mich.	63 58	24	H	Buffalo	59 66	226	A	Jacksonville St.	58 41				
281	A	Western Mich.	81 62	86	H	Toledo	65 64	349	A	Florida A&M	56 57				
35	A	Ohio	67 61	97	A	Northern Ill.	71 82	294	A	Valparaiso	68 47				
84	H	Kent St.	79 63												
177	H	Ball St.	60 57												
23	A	Central Mich.	70 67												

Non-Div I Games: Ohio Dominican 74 29

Miami (OH)

■ Loss, 
 ■ Non-Conf, S Site, 
 ■ Home 
 ■ Away 
 N Neutral

RPI 1-25					
RPI	S	Opponent	Score		
8	A	Marquette	74 85		
10	A	NC State	55 66		
12	A	Iowa	61 75		
12	H	Iowa	90 81		
19	A	Maryland	69 83		
25	H	Michigan St.	73 77		

RPI 26-50					
RPI	S	Opponent	Score		
31	N	Missouri	70 54		
32	N	Texas	52 69		
41	A	Indiana	60 70		
42	A	Purdue	70 71		

RPI 51-100					
RPI	S	Opponent	Score		
82	H	Northwestern	79 78		

Team's RPI: 59					
----------------	--	--	--	--	--

RPI 101+					
RPI	S	Opponent	Score		
101	H	Ohio St.	62 58		
107	A	Nebraska	56 70		
107	H	Nebraska	67 61		
116	H	Minnesota	76 60		
141	N	Washington	80 73		
173	H	Southern U.	76 35		
181	A	Wisconsin	76 70		
248	H	Mt. St. Mary's	88 40		
281	A	Western Mich.	79 42		
303	H	Morgan St.	70 47		
309	A	Oakland	85 59		
331	H	Detroit Mercy	95 62		
351	H	LIU Brooklyn	83 38		

LAST 12 Division I GAMES:					
141	N	Washington	80 73	41	A Indiana 60 70
32	N	Texas	52 69	101	H Ohio St. 62 58
107	H	Nebraska	67 61	12	A Iowa 61 75
181	A	Wisconsin	76 70	19	A Maryland 69 83
12	H	Iowa	90 81	82	H Northwestern 79 78
25	H	Michigan St.	73 77	42	A Purdue 70 71

Michigan

Page 166

Average RPI Win:	147	WON-LOST	WINNING	LAST 10	STRENGTH OF	OPP. STRENGTH	TEAM	ADJ.	CONF.	ADJ CONF.
Average RPI Loss:	44	RECORD	PCT. RANK	GAMES	SCHEDULE	OF SCHEDULE	RPI	RPI	RPI	RPI
DIV. I ONLY	16- 6	58	0- 1	44	29	25	25	4	4	
DIV. I NON-CONF.	10- 1	17	0- 0	191	52	40	40	6	6	
TOTALS	RPI 1-25	RPI 26-50	W-L RECORDS	RPI 51-100	RPI 101-150	RPI 150+				
16- 6	3- 3	1- 1	OVERALL	3- 1	2- 1	7- 0				
12- 0	3- 0	1- 0	HOME	2- 0	1- 0	5- 0				
3- 5	0- 2	0- 1	AWAY	1- 1	1- 1	1- 0				
1- 1	0- 1	0- 0	NEUTRAL	0- 0	0- 0	1- 0				
10- 1	1- 1	0- 0	NON-CONFERENCE	2- 0	1- 0	6- 0				
7- 0	1- 0	0- 0	HOME	2- 0	0- 0	4- 0				
2- 0	0- 0	0- 0	AWAY	0- 0	1- 0	1- 0				
1- 1	0- 1	0- 0	NEUTRAL	0- 0	0- 0	1- 0				
6- 5	2- 2	1- 1	CONFERENCE	1- 1	1- 1	1- 0				
5- 0	2- 0	1- 0	HOME	0- 0	1- 0	1- 0				
1- 5	0- 2	0- 1	AWAY	1- 1	0- 1	0- 0				
0- 0	0- 0	0- 0	NEUTRAL	0- 0	0- 0	0- 0				

RPI 1-25				RPI 26-50				RPI 51-100				RPI 101+			
RPI	S	Opponent	Score	RPI	S	Opponent	Score	RPI	S	Opponent	Score	RPI	S	Opponent	Score
5	H	Oregon	88 82	41	A	Indiana	64 68	59	A	Michigan	77 73	101	A	Ohio St.	55 65
10	N	NC State	74 78	42	H	Purdue	74 66	81	H	Wright St.	84 68	103	A	Hartford	74 66
12	A	Iowa	71 86					82	A	Northwestern	62 70	116	H	Minnesota	86 68
12	H	Iowa	84 70					95	H	Virginia	91 66	188	H	Illinois	77 60
15	A	Rutgers	62 76									235	H	Bowling Green	99 69
19	H	Maryland	77 60									240	H	Texas Southern	91 45
LAST 12 Division I GAMES:															
12	A	Iowa	71 86	101	A	Ohio St.	55 65								
42	H	Purdue	74 66	116	H	Minnesota	86 68								
59	A	Michigan	77 73	41	A	Indiana	64 68								
188	H	Illinois	77 60	82	A	Northwestern	62 70								
15	A	Rutgers	62 76	12	H	Iowa	84 70								
19	H	Maryland	77 60	293	H	Fla. Atlantic	89 74								

Non-Div I Games:

Michigan St.

Average RPI Win:	206	WON-LOST	WINNING	LAST 10	STRENGTH OF	OPP. STRENGTH	TEAM	ADJ.	CONF.	ADJ CONF.
Average RPI Loss:	84	RECORD	PCT. RANK	GAMES	SCHEDULE	OF SCHEDULE	RPI	RPI	RPI	RPI
DIV. I ONLY	18- 5	33	0- 1	135	173	56	56	14	14	
DIV. I NON-CONF.	9- 4	85	0- 1	92	222	53	53	19	19	
TOTALS	RPI 1-25	RPI 26-50	W-L RECORDS	RPI 51-100	RPI 101-150	RPI 150+				
18- 5	0- 0	0- 2	OVERALL	1- 1	2- 2	15- 0				
8- 2	0- 0	0- 1	HOME	0- 1	1- 0	7- 0				
8- 3	0- 0	0- 1	AWAY	1- 0	0- 2	7- 0				
2- 0	0- 0	0- 0	NEUTRAL	0- 0	1- 0	1- 0				
9- 4	0- 0	0- 1	NON-CONFERENCE	1- 1	1- 2	7- 0				
4- 1	0- 0	0- 0	HOME	0- 1	0- 0	4- 0				
3- 3	0- 0	0- 1	AWAY	1- 0	0- 2	2- 0				
2- 0	0- 0	0- 0	NEUTRAL	0- 0	1- 0	1- 0				
9- 1	0- 0	0- 1	CONFERENCE	0- 0	1- 0	8- 0				
4- 1	0- 0	0- 1	HOME	0- 0	1- 0	3- 0				
5- 0	0- 0	0- 0	AWAY	0- 0	0- 0	5- 0				
0- 0	0- 0	0- 0	NEUTRAL	0- 0	0- 0	0- 0				

RPI 1-25				RPI 26-50				RPI 51-100				Team's RPI: 56				RPI 101+			
RPI	S	Opponent	Score	RPI	S	Opponent	Score	RPI	S	Opponent	Score	RPI	S	Opponent	Score	RPI	S	Opponent	Score
26	A	Kentucky	55 72	72	H	Belmont	38 45	127	H	UAB	60 44								
34	H	Rice	47 60	90	A	Troy	67 64	131	N	Chattanooga	58 47								
								139	A	Fordham	49 61								
								150	A	Tennessee Tech	64 68								
								155	H	Louisiana Tech	75 38								
								157	H	Georgia St.	69 54								
								167	A	Charlotte	62 55								
								174	H	Vanderbilt	65 58								
								182	H	North Texas	61 46								
								187	H	Southern Miss.	66 49								
								195	H	UNC Asheville	67 46								
								210	A	UNLV	66 62								
								227	N	Dartmouth	70 58								
								237	A	Furman	78 71								
								268	A	UTEP	79 49								
								286	A	UTSA	72 52								
								293	A	Fla. Atlantic	74 55								
								301	H	Mississippi Val.	101 51								
								315	A	FIU	49 43								
LAST 12 Division I GAMES:																			
139	A	Fordham	49 61	268	A	UTEP	79 49												
210	A	UNLV	66 62	286	A	UTSA	72 52												
167	A	Charlotte	62 55	155	H	Louisiana Tech	75 38												
127	H	UAB	60 44	187	H	Southern Miss.	66 49												
182	H	North Texas	61 46	293	A	Fla. Atlantic	74 55												
34	H	Rice	47 60	315	A	FIU	49 43												

Non-Div I Games:

Middle Tenn.

■ Loss, 
 ■ Non-Conf, 
 ■ S Site, 
 ■ Home 
 ■ A Away 
 N Neutral



Average RPI Win:	268	WON-LOST	WINNING	LAST 10	STRENGTH OF	OPP. STRENGTH	TEAM	ADJ.	CONF.	ADJ CONF.
Average RPI Loss:	95	RECORD	PCT. RANK	GAMES	SCHEDULE	OF SCHEDULE	RPI	RPI	RPI	RPI
DIV. I ONLY	10- 12	195	0- 1	178	157	190	190	21	21	
DIV. I NON-CONF.	5- 6	177	0- 0	132	113	165	165	17	17	
TOTALS	RPI 1-25	RPI 26-50	W-L RECORDS	RPI 51-100	RPI 101-150	RPI 150+				
10- 12	0- 2	0- 2	OVERALL	0- 4	1- 2	9- 2				
5- 6	0- 2	0- 0	HOME	0- 2	1- 1	4- 1				
4- 6	0- 0	0- 2	AWAY	0- 2	0- 1	4- 1				
1- 0	0- 0	0- 0	NEUTRAL	0- 0	0- 0	1- 0				
5- 6	0- 2	0- 2	NON-CONFERENCE	0- 0	0- 1	5- 1				
2- 3	0- 2	0- 0	HOME	0- 0	0- 0	2- 1				
2- 3	0- 0	0- 2	AWAY	0- 0	0- 1	2- 0				
1- 0	0- 0	0- 0	NEUTRAL	0- 0	0- 0	1- 0				
5- 6	0- 0	0- 0	CONFERENCE	0- 4	1- 1	4- 1				
3- 3	0- 0	0- 0	HOME	0- 2	1- 1	2- 0				
2- 3	0- 0	0- 0	AWAY	0- 2	0- 0	2- 1				
0- 0	0- 0	0- 0	NEUTRAL	0- 0	0- 0	0- 0				

RPI 1-25				RPI 26-50				RPI 51-100				RPI 101+ Team's RPI: 190			
RPI	S	Opponent	Score	RPI	S	Opponent	Score	RPI	S	Opponent	Score	RPI	S	Opponent	Score
8	H	Marquette	74 83	41	A	Indiana	66 68	77	A	Green Bay	45 59	117	A	Fresno St.	48 65
18	H	Florida St.	62 87	43	A	Saint Mary's (CA)	71 73	77	H	Green Bay	62 76	125	H	Youngstown St.	71 68
								81	A	Wright St.	57 61	134	H	IUPUI	66 67
								81	H	Wright St.	69 73	168	N	UC Riverside	56 54
												181	H	Wisconsin	57 68
												229	A	North Dakota	64 46
												265	H	Columbia	78 65
												277	H	Cleveland St.	59 53
												278	A	Northern Ky.	54 55
												309	A	Oakland	79 52
												316	A	North Dakota St.	57 55
												330	H	UIC	72 53
												331	A	Detroit Mercy	62 44
												333	H	Purdue Fort Wayne	70 48
LAST 12 Division I GAMES:															
81	H	Wright St.	69 73	277	H	Cleveland St.	59 53								
77	A	Green Bay	45 59	125	H	Youngstown St.	71 68								
330	H	UIC	72 53	81	A	Wright St.	57 61								
134	H	IUPUI	66 67	278	A	Northern Ky.	54 55								
331	A	Detroit Mercy	62 44	77	H	Green Bay	62 76								
309	A	Oakland	79 52	18	H	Florida St.	62 87								

Non-Div I Games:

Milwaukee

■ Loss, 
■ Non-Conf, 
■ S Site, 
■ H Home 
■ A Away 
N Neutral

Average RPI Win:	192	WON-LOST	WINNING	LAST 10	STRENGTH OF	OPP. STRENGTH	TEAM	ADJ.	CONF.	ADJ CONF.
Average RPI Loss:	76	RECORD	PCT. RANK	GAMES	SCHEDULE	OF SCHEDULE	RPI	RPI	RPI	RPI
DIV. I ONLY	16- 7	76	1- 0	198	67	116	116	4	4	
DIV. I NON-CONF.	11- 0	1	0- 0	340	172	86	86	6	6	
TOTALS	RPI 1-25	RPI 26-50	W-L RECORDS	RPI 51-100	RPI 101-150	RPI 150+				
16- 7	2- 2	1- 1	OVERALL	1- 1	1- 2	11- 1				
11- 4	2- 1	0- 1	HOME	0- 0	0- 1	9- 1				
5- 3	0- 1	1- 0	AWAY	1- 1	1- 1	2- 0				
0- 0	0- 0	0- 0	NEUTRAL	0- 0	0- 0	0- 0				
11- 0	1- 0	0- 0	NON-CONFERENCE	0- 0	1- 0	9- 0				
9- 0	1- 0	0- 0	HOME	0- 0	0- 0	8- 0				
2- 0	0- 0	0- 0	AWAY	0- 0	1- 0	1- 0				
0- 0	0- 0	0- 0	NEUTRAL	0- 0	0- 0	0- 0				
5- 7	1- 2	1- 1	CONFERENCE	1- 1	0- 2	2- 1				
2- 4	1- 1	0- 1	HOME	0- 0	0- 1	1- 1				
3- 3	0- 1	1- 0	AWAY	1- 1	0- 1	1- 0				
0- 0	0- 0	0- 0	NEUTRAL	0- 0	0- 0	0- 0				

RPI	S	Opponent	Score	RPI	S	Opponent	Score	RPI	S	Opponent	Score	RPI	S	Opponent	Score	Team's RPI: 116
9	H	Syracuse	72 68	41	A	Indiana	65 61	59	A	Michigan	60 76	101	H	Ohio St.	55 65	
12	H	Iowa	63 81	42	H	Purdue	53 64	82	A	Northwestern	61 54	107	A	Nebraska	57 63	
15	H	Rutgers	60 46									112	A	Boston College	77 69	
25	A	Michigan St.	68 86									170	A	Xavier	78 53	
												181	A	Wisconsin	78 50	
												181	H	Wisconsin	74 56	
												188	H	Illinois	62 66	
												215	H	Rhode Island	91 71	
												249	H	Air Force	67 50	
												251	H	Cornell	65 45	
												257	H	San Diego	53 48	
												314	H	Coppin St.	84 52	
												320	H	Incarinate Word	75 39	
												326	H	New Hampshire	70 47	
												345	H	Ark.-Pine Bluff	84 42	
LAST 12 Division I GAMES:																
41	A	Indiana	65 61	181	A	Wisconsin	78 50									
15	H	Rutgers	60 46	12	H	Iowa	63 81									
82	A	Northwestern	61 54	25	A	Michigan St.	68 86									
101	H	Ohio St.	55 65	188	H	Illinois	62 66									
42	H	Purdue	53 64	59	A	Michigan	60 76									
107	A	Nebraska	57 63	181	H	Wisconsin	74 56									

Non-Div I Games:

Minnesota

■ Loss, 
■ Non-Conf, S Site, 
■ Home 
■ Away 
N Neutral

## Mississippi St.

Through Games Of Feb. 7, 2019

Average RPI Win:	132	WON-LOST	WINNING	LAST 10	STRENGTH OF	OPP. STRENGTH	TEAM	ADJ.	CONF.	ADJ CONF.
Average RPI Loss:	5	RECORD	PCT. RANK	GAMES	SCHEDULE	OF SCHEDULE	RPI	RPI	RPI	RPI
DIV. I ONLY	21- 1	2	1- 0	51	40	7	7	5	5	
DIV. I NON-CONF.	12- 1	11	0- 0	89	42	13	13	5	5	
TOTALS	RPI 1-25	RPI 26-50	W-L RECORDS	RPI 51-100	RPI 101-150	RPI 150+				
21- 1	2- 1	2- 0	OVERALL	6- 0	3- 0	8- 0				
11- 0	2- 0	1- 0	HOME	1- 0	1- 0	6- 0				
10- 1	0- 1	1- 0	AWAY	5- 0	2- 0	2- 0				
0- 0	0- 0	0- 0	NEUTRAL	0- 0	0- 0	0- 0				
12- 1	1- 1	1- 0	NON-CONFERENCE	3- 0	1- 0	6- 0				
7- 0	1- 0	0- 0	HOME	1- 0	0- 0	5- 0				
5- 1	0- 1	1- 0	AWAY	2- 0	1- 0	1- 0				
0- 0	0- 0	0- 0	NEUTRAL	0- 0	0- 0	0- 0				
9- 0	1- 0	1- 0	CONFERENCE	3- 0	2- 0	2- 0				
4- 0	1- 0	1- 0	HOME	0- 0	1- 0	1- 0				
5- 0	0- 0	0- 0	AWAY	3- 0	1- 0	1- 0				
0- 0	0- 0	0- 0	NEUTRAL	0- 0	0- 0	0- 0				

RPI	S	Opponent	Score	RPI	S	Opponent	Score	RPI	S	Opponent	Score	RPI	S	Opponent	Score
5	A	Oregon	74 82	26	H	Kentucky	86 71	52	A	LSU	68 35	106	H	Georgia	80 71
8	H	Marquette	87 82	32	A	Texas	67 49	58	H	Lamar University	104 53	128	A	Alabama	65 49
16	H	South Carolina	89 74					63	A	Auburn	85 59	141	A	Washington	103 56
								71	A	Little Rock	98 63	187	A	Southern Miss.	86 42
								75	A	Arkansas	93 69	198	H	Ole Miss	80 49
								95	A	Virginia	72 44	200	H	Southeast Mo. St.	88 53
												203	A	Florida	90 42
												237	H	Furman	106 41
												256	H	Louisiana	104 36
												307	H	Jackson St.	105 38
												314	H	Coppin St.	110 38
LAST 12 Division I GAMES:															
128	A	Alabama	65 49	106	H	Georgia	80 71								
52	A	LSU	68 35	26	H	Kentucky	86 71								
198	H	Ole Miss	80 49	75	A	Arkansas	93 69								
203	A	Florida	90 42	256	H	Louisiana	104 36								
16	H	South Carolina	89 74	141	A	Washington	103 56								
63	A	Auburn	85 59	5	A	Oregon	74 82								

Non-Div I Games:

Mississippi St.

■ Loss, 
 ■ Non-Conf, S Site, 
 ■ Home 
 ■ Away 
 N Neutral

Average RPI Win:	265	WON-LOST	WINNING	LAST 10	STRENGTH OF	OPP. STRENGTH	TEAM	ADJ.	CONF.	ADJ CONF.
Average RPI Loss:	193	RECORD	PCT. RANK	GAMES	SCHEDULE	OF SCHEDULE	RPI	RPI	RPI	RPI
DIV. I ONLY	4- 16	315	1- 0	252	329	301	301	29	29	
DIV. I NON-CONF.	1- 10	330	0- 0	85	311	265	265	27	27	
TOTALS	RPI 1-25	RPI 26-50	W-L RECORDS	RPI 51-100	RPI 101-150	RPI 150+				
4- 16	0- 0	0- 1	OVERALL	0- 2	0- 2	4- 11				
1- 4	0- 0	0- 0	HOME	0- 0	0- 1	1- 3				
3- 11	0- 0	0- 1	AWAY	0- 1	0- 1	3- 8				
0- 1	0- 0	0- 0	NEUTRAL	0- 1	0- 0	0- 0				
1- 10	0- 0	0- 1	NON-CONFERENCE	0- 2	0- 2	1- 5				
0- 1	0- 0	0- 0	HOME	0- 0	0- 1	0- 0				
1- 8	0- 0	0- 1	AWAY	0- 1	0- 1	1- 5				
0- 1	0- 0	0- 0	NEUTRAL	0- 1	0- 0	0- 0				
3- 6	0- 0	0- 0	CONFERENCE	0- 0	0- 0	3- 6				
1- 3	0- 0	0- 0	HOME	0- 0	0- 0	1- 3				
2- 3	0- 0	0- 0	AWAY	0- 0	0- 0	2- 3				
0- 0	0- 0	0- 0	NEUTRAL	0- 0	0- 0	0- 0				

RPI S	Opponent	Score	RPI S	Opponent	Score	RPI S	Opponent	Score	RPI S	Opponent	Score	Team's RPI: 301
48	A TCU	47 96	56	A Middle Tenn.	51 101	129	A UT Martin	51 110	144	H North Ala.	72 86	
			90	N Troy	54 75	166	A Arkansas St.	57 60	173	A Southern U.	67 74	
						185	A Nicholls St.	47 72	187	A Southern Miss.	60 67	
						192	H Prairie View	65 75	202	A Grambling	54 52	
						209	A SMU	47 62	236	H Alabama St.	64 62	
						240	H Texas Southern	50 68	276	A Austin Peay	95 89	
						304	H Alabama A&M	60 80	307	A Jackson St.	56 87	
						312	A La.-Monroe	65 72	345	A Ark.-Pine Bluff	62 56	
						350	A Alcorn	63 73				
LAST 12 Division I GAMES:												
202	A Grambling	54 52	236	H Alabama St.	64 62	304	H Alabama A&M	60 80				
307	A Jackson St.	56 87	345	A Ark.-Pine Bluff	62 56	129	A UT Martin	51 110	144	H North Ala.	72 86	
240	H Texas Southern	50 68	100	A UT Martin	51 110	166	A Arkansas St.	57 60				
192	H Prairie View	65 75	173	A Southern U.	67 74							
173	A Southern U.	67 74	187	A Southern Miss.	60 67							
350	A Alcorn	63 73	192	H Prairie View	65 75							

Non-Div I Games:

Mississippi Val.

■ Loss, 
 ■ Non-Conf, 
 ■ S Site, 
 ■ H Home 
 ■ A Away 
 N Neutral

Average RPI Win:	129	WON-LOST	WINNING	LAST 10	STRENGTH OF	OPP. STRENGTH	TEAM	ADJ.	CONF.	ADJ CONF.
Average RPI Loss:	67	RECORD	PCT. RANK	GAMES	SCHEDULE	OF SCHEDULE	RPI	RPI	RPI	RPI
DIV. I ONLY	17- 7	66	1- 0	38	61	31	31	5	5	
DIV. I NON-CONF.	11- 3	56	1- 0	77	96	42	42	5	5	
TOTALS	RPI 1-25	RPI 26-50	W-L RECORDS	RPI 51-100	RPI 101-150	RPI 150+				
17- 7	1- 1	0- 2	OVERALL	7- 3	1- 0	8- 1				
10- 2	1- 0	0- 1	HOME	3- 1	1- 0	5- 0				
5- 4	0- 1	0- 1	AWAY	2- 1	0- 0	3- 1				
2- 1	0- 0	0- 0	NEUTRAL	2- 1	0- 0	0- 0				
11- 3	0- 0	0- 1	NON-CONFERENCE	4- 2	0- 0	7- 0				
5- 2	0- 0	0- 1	HOME	1- 1	0- 0	4- 0				
4- 0	0- 0	0- 0	AWAY	1- 0	0- 0	3- 0				
2- 1	0- 0	0- 0	NEUTRAL	2- 1	0- 0	0- 0				
6- 4	1- 1	0- 1	CONFERENCE	3- 1	1- 0	1- 1				
5- 0	1- 0	0- 0	HOME	2- 0	1- 0	1- 0				
1- 4	0- 1	0- 1	AWAY	1- 1	0- 0	0- 1				
0- 0	0- 0	0- 0	NEUTRAL	0- 0	0- 0	0- 0				

RPI 1-25				RPI 26-50				Team's RPI: 31	RPI 51-100				RPI 101+			
RPI	S	Opponent	Score	RPI	S	Opponent	Score		RPI	S	Opponent	Score	RPI	S	Opponent	Score
16	A	South Carolina	65 79	26	A	Kentucky	41 52		52	A	LSU	51 61	106	H	Georgia	61 35
21	H	Texas A&M	70 65	38	H	South Dakota	61 74		59	N	Michigan	54 70	166	H	Arkansas St.	70 50
									60	N	Quinnipiac	65 51	175	H	Texas St.	69 50
									61	N	Duke	62 54	188	A	Illinois	67 45
									63	H	Auburn	74 65	191	A	Saint Louis	74 62
									64	A	Tennessee	66 64	198	H	Ole Miss	78 55
									66	A	West Virginia	68 51	203	A	Florida	56 58
									68	H	Missouri St.	65 61	220	H	UMKC	66 59
									75	H	Arkansas	71 53	224	A	Western Ill.	89 64
									77	H	Green Bay	49 56	243	H	SIUE	59 36
LAST 12 Division I GAMES:																
61	N	Duke	62 54	16	A	South Carolina	65 79		106	H	Georgia	61 35				
60	N	Quinnipiac	65 51	203	A	Florida	56 58		75	H	Arkansas	71 53				
21	H	Texas A&M	70 65	64	A	Tennessee	66 64		64	A	Tennessee	66 64				
52	A	LSU	51 61	198	H	Ole Miss	78 55									
63	H	Auburn	74 65													
26	A	Kentucky	41 52													

Non-Div I Games:

Missouri

Average RPI Win:	175	WON-LOST	WINNING	LAST 10	STRENGTH OF	OPP. STRENGTH	TEAM	ADJ.	CONF.	ADJ CONF.
Average RPI Loss:	105	RECORD	PCT. RANK	GAMES	SCHEDULE	OF SCHEDULE	RPI	RPI	RPI	RPI
DIV. I ONLY	13- 7	95	1- 0	76	121	68	68	13	13	
DIV. I NON-CONF.	4- 7	228	0- 0	59	58	159	159	14	14	
TOTALS	RPI 1-25	RPI 26-50	W-L RECORDS	RPI 51-100	RPI 101-150	RPI 150+				
13- 7	1- 1	0- 3	OVERALL	2- 0	0- 0	10- 3				
7- 2	0- 1	0- 1	HOME	1- 0	0- 0	6- 0				
4- 5	1- 0	0- 2	AWAY	1- 0	0- 0	2- 3				
2- 0	0- 0	0- 0	NEUTRAL	0- 0	0- 0	2- 0				
4- 7	0- 1	0- 3	NON-CONFERENCE	1- 0	0- 0	3- 3				
2- 2	0- 1	0- 1	HOME	1- 0	0- 0	1- 0				
0- 5	0- 0	0- 2	AWAY	0- 0	0- 0	0- 3				
2- 0	0- 0	0- 0	NEUTRAL	0- 0	0- 0	2- 0				
9- 0	1- 0	0- 0	CONFERENCE	1- 0	0- 0	7- 0				
5- 0	0- 0	0- 0	HOME	0- 0	0- 0	5- 0				
4- 0	1- 0	0- 0	AWAY	1- 0	0- 0	2- 0				
0- 0	0- 0	0- 0	NEUTRAL	0- 0	0- 0	0- 0				

RPI 1-25				RPI 26-50				RPI 51-100				Team's RPI: 68	RPI 101+			
RPI	S	Opponent	Score	RPI	S	Opponent	Score	RPI	S	Opponent	Score		RPI	S	Opponent	Score
13	H	Gonzaga	67 70	31	A	Missouri	61 65	71	H	Little Rock	48 44		151	H	Southern Ill.	66 51
20	A	Drake	85 79	38	H	South Dakota	74 85	92	A	UNI	63 58		152	A	Bradley	68 56
				41	A	Indiana	74 98						155	N	Louisiana Tech	82 70
													172	H	Indiana St.	71 58
													176	A	Santa Clara	73 77
													177	H	Ball St.	74 54
													182	A	North Texas	76 83
													184	A	Illinois St.	59 47
													232	H	Loyola Chicago	84 49
													243	N	SIUE	68 65
													255	A	Wichita St.	60 63
													294	H	Valparaiso	108 63
													338	H	Evansville	88 66
LAST 12 Division I GAMES:																
				92	A	UNI	63 58	151	H	Southern Ill.	66 51					
				20	A	Drake	85 79	338	H	Evansville	88 66					
				294	H	Valparaiso	108 63	172	H	Indiana St.	71 58					
				232	H	Loyola Chicago	84 49	71	H	Little Rock	48 44					
				184	A	Illinois St.	59 47	243	N	SIUE	68 65					
				152	A	Bradley	68 56	155	N	Louisiana Tech	82 70					

Non-Div I Games:

Missouri St.

■ Loss, 
■ Non-Conf, 
■ S Site, 
■ H Home 
■ A Away 
N Neutral

Average RPI Win:	254	WON-LOST	WINNING	LAST 10	STRENGTH OF	OPP. STRENGTH	TEAM	ADJ.	CONF.	ADJ CONF.
Average RPI Loss:	159	RECORD	PCT. RANK	GAMES	SCHEDULE	OF SCHEDULE	RPI	RPI	RPI	RPI
DIV. I ONLY	8- 13	243	0- 1	205	254	233	233	25	25	
DIV. I NON-CONF.	4- 7	228	0- 0	203	220	232	232	28	28	
TOTALS	RPI 1-25	RPI 26-50	W-L RECORDS	RPI 51-100	RPI 101-150	RPI 150+				
8- 13	0- 0	0- 1	OVERALL	0- 4	0- 2	8- 6				
4- 6	0- 0	0- 1	HOME	0- 2	0- 0	4- 3				
4- 7	0- 0	0- 0	AWAY	0- 2	0- 2	4- 3				
0- 0	0- 0	0- 0	NEUTRAL	0- 0	0- 0	0- 0				
4- 7	0- 0	0- 1	NON-CONFERENCE	0- 2	0- 1	4- 3				
2- 3	0- 0	0- 1	HOME	0- 1	0- 0	2- 1				
2- 4	0- 0	0- 0	AWAY	0- 1	0- 1	2- 2				
0- 0	0- 0	0- 0	NEUTRAL	0- 0	0- 0	0- 0				
4- 6	0- 0	0- 0	CONFERENCE	0- 2	0- 1	4- 3				
2- 3	0- 0	0- 0	HOME	0- 1	0- 0	2- 2				
2- 3	0- 0	0- 0	AWAY	0- 1	0- 1	2- 1				
0- 0	0- 0	0- 0	NEUTRAL	0- 0	0- 0	0- 0				

RPI S	Opponent	Score	RPI S	Opponent	Score	RPI S	Opponent	Score	RPI S	Opponent	Score	Team's RPI: 233
46	H Bucknell	32 70	60	A Quinnipiac	38 67	138	A Lehigh	48 63				
			60	H Quinnipiac	46 58	145	A Marist	45 69				
			62	A Virginia Tech	49 82	186	A Rider	50 65				
			80	H Princeton	47 79	186	H Rider	43 55				
						194	A George Washington	55 51				
						207	A East Carolina	67 73				
						213	H Navy	68 67				
						221	H Niagara	76 54				
						239	A Sacred Heart	55 50				
						241	H Albany (NY)	64 56				
						269	H Siena	68 77				
						284	H Canisius	67 61				
						299	H Loyola Maryland	67 75				
						311	A Fairfield	73 63				
						325	A Lafayette	69 73				
						332	A Iona	55 38				
LAST 12 Division I GAMES:												
186	A Rider	50 65	145	A Marist	45 69							
311	A Fairfield	73 63	60	A Quinnipiac	38 67							
60	H Quinnipiac	46 58	186	H Rider	43 55							
221	H Niagara	76 54	332	A Iona	55 38							
284	H Canisius	67 61	299	H Loyola Maryland	67 75							
269	H Siena	68 77	213	H Navy	68 67							

Non-Div I Games:

Monmouth

Average RPI Win:	208	WON-LOST	WINNING	LAST 10	STRENGTH OF	OPP. STRENGTH	TEAM	ADJ.	CONF.	ADJ CONF.
Average RPI Loss:	105	RECORD	PCT. RANK	GAMES	SCHEDULE	OF SCHEDULE	RPI	RPI	RPI	RPI
DIV. I ONLY	9- 10	184	1- 0	106	146	147	147	16	16	
DIV. I NON-CONF.	4- 4	162	1- 0	35	114	75	75	12	12	
TOTALS	RPI 1-25	RPI 26-50	W-L RECORDS	RPI 51-100	RPI 101-150	RPI 150+				
9- 10	0- 1	0- 1	OVERALL	3- 3	0- 3	6- 2				
5- 3	0- 0	0- 1	HOME	3- 0	0- 1	2- 1				
3- 7	0- 1	0- 0	AWAY	0- 3	0- 2	3- 1				
1- 0	0- 0	0- 0	NEUTRAL	0- 0	0- 0	1- 0				
4- 4	0- 1	0- 1	NON-CONFERENCE	2- 1	0- 1	2- 0				
2- 1	0- 0	0- 1	HOME	2- 0	0- 0	0- 0				
1- 3	0- 1	0- 0	AWAY	0- 1	0- 1	1- 0				
1- 0	0- 0	0- 0	NEUTRAL	0- 0	0- 0	1- 0				
5- 6	0- 0	0- 0	CONFERENCE	1- 2	0- 2	4- 2				
3- 2	0- 0	0- 0	HOME	1- 0	0- 1	2- 1				
2- 4	0- 0	0- 0	AWAY	0- 2	0- 1	2- 1				
0- 0	0- 0	0- 0	NEUTRAL	0- 0	0- 0	0- 0				

RPI 1-25				RPI 26-50				RPI 51-100				RPI 101+ Team's RPI: 147			
RPI	S	Opponent	Score	RPI	S	Opponent	Score	RPI	S	Opponent	Score	RPI	S	Opponent	Score
13	A	Gonzaga	52 76	38	H	South Dakota	41 64	65	A	Arizona	51 100	108	H	Northern Colo.	62 73
								83	H	UC Davis	62 56	140	A	Montana St.	52 74
								91	A	Idaho	68 76	141	A	Washington	54 69
								91	H	Idaho	82 79	154	A	Portland St.	60 78
								97	H	Northern Ill.	86 70	199	H	Eastern Wash.	62 68
								98	A	Idaho St.	34 50	208	N	Saint Francis (PA)	79 77
												231	A	Sacramento St.	88 86
												244	H	Northern Ariz.	78 62
												273	H	Southern Utah	79 57
												305	A	Weber St.	72 60
												340	A	Grand Canyon	69 47
LAST 12 Division I GAMES:															
208	N	Saint Francis (PA)	79 77	91	H	Idaho	82 79								
83	H	UC Davis	62 56	108	H	Northern Colo.	62 73								
91	A	Idaho	68 76	199	H	Eastern Wash.	62 68								
140	A	Montana St.	52 74	154	A	Portland St.	60 78								
305	A	Weber St.	72 60	231	A	Sacramento St.	88 86								
98	A	Idaho St.	34 50	273	H	Southern Utah	79 57								

Non-Div I Games: Providence (MT) 90 45

Montana



Average RPI Win:	219	WON-LOST	WINNING	LAST 10	STRENGTH OF	OPP. STRENGTH	TEAM	ADJ.	CONF.	ADJ CONF.
Average RPI Loss:	85	RECORD	PCT. RANK	GAMES	SCHEDULE	OF SCHEDULE	RPI	RPI	RPI	RPI
DIV. I ONLY	11- 10	152	1- 0	134	117	140	140	16	16	
DIV. I NON-CONF.	4- 5	190	1- 0	45	53	99	99	12	12	
TOTALS	RPI 1-25	RPI 26-50	W-L RECORDS	RPI 51-100	RPI 101-150	RPI 150+				
11- 10	0- 1	0- 3	OVERALL	0- 3	2- 1	9- 2				
5- 4	0- 0	0- 1	HOME	0- 1	1- 1	4- 1				
5- 6	0- 1	0- 2	AWAY	0- 2	1- 0	4- 1				
1- 0	0- 0	0- 0	NEUTRAL	0- 0	0- 0	1- 0				
4- 5	0- 1	0- 3	NON-CONFERENCE	0- 1	0- 0	4- 0				
2- 1	0- 0	0- 1	HOME	0- 0	0- 0	2- 0				
1- 4	0- 1	0- 2	AWAY	0- 1	0- 0	1- 0				
1- 0	0- 0	0- 0	NEUTRAL	0- 0	0- 0	1- 0				
7- 5	0- 0	0- 0	CONFERENCE	0- 2	2- 1	5- 2				
3- 3	0- 0	0- 0	HOME	0- 1	1- 1	2- 1				
4- 2	0- 0	0- 0	AWAY	0- 1	1- 0	3- 1				
0- 0	0- 0	0- 0	NEUTRAL	0- 0	0- 0	0- 0				

RPI 1-25				RPI 26-50				RPI 51-100				RPI 101+ Team's RPI: 140			
RPI	S	Opponent	Score	RPI	S	Opponent	Score	RPI	S	Opponent	Score	RPI	S	Opponent	Score
8	A	Marquette	52 100	27	H	South Dakota St.	67 88	70	A	SFA	53 60	108	A	Northern Colo.	79 66
				48	A	TCU	49 71	91	H	Idaho	66 82	108	H	Northern Colo.	73 84
				50	A	Wyoming	58 66	98	A	Idaho St.	43 61	147	H	Montana	74 52
												154	A	Portland St.	53 55
												159	N	Delaware	69 60
												175	A	Texas St.	67 59
												199	A	Eastern Wash.	61 47
												199	H	Eastern Wash.	87 89
												231	A	Sacramento St.	69 53
												244	H	Northern Ariz.	80 70
												262	H	Long Beach St.	85 62
												273	H	Southern Utah	69 64
												305	A	Weber St.	66 59
												308	H	Omaha	59 56
LAST 12 Division I GAMES:															
175	A	Texas St.	67 59	199	H	Eastern Wash.	87 89	108	A	Northern Colo.	79 66	91	H	Idaho	66 82
199	A	Eastern Wash.	61 47	231	A	Sacramento St.	69 53	154	A	Portland St.	53 55	244	H	Northern Ariz.	80 70
108	H	Northern Colo.	73 84												
147	H	Montana	74 52												
98	A	Idaho St.	43 61												
305	A	Weber St.	66 59												

Non-Div I Games: Carroll (MT) 64 48

Montana St.

Loss, Non-Conf, S Site, H Home A Away N Neutral

Average RPI Win:	251	WON-LOST	WINNING	LAST 10	STRENGTH OF	OPP. STRENGTH	TEAM	ADJ.	CONF.	ADJ CONF.
Average RPI Loss:	140	RECORD	PCT. RANK	GAMES	SCHEDULE	OF SCHEDULE	RPI	RPI	RPI	RPI
DIV. I ONLY	16- 6	58	1- 0	256	287	122	122	22	22	
DIV. I NON-CONF.	7- 4	109	0- 0	268	285	156	156	21	21	
TOTALS	RPI 1-25	RPI 26-50	W-L RECORDS	RPI 51-100	RPI 101-150	RPI 150+				
16- 6	0- 1	0- 1	OVERALL	0- 1	3- 0	13- 3				
9- 1	0- 0	0- 0	HOME	0- 0	2- 0	7- 1				
7- 5	0- 1	0- 1	AWAY	0- 1	1- 0	6- 2				
0- 0	0- 0	0- 0	NEUTRAL	0- 0	0- 0	0- 0				
7- 4	0- 1	0- 1	NON-CONFERENCE	0- 0	1- 0	6- 2				
4- 1	0- 0	0- 0	HOME	0- 0	0- 0	4- 1				
3- 3	0- 1	0- 1	AWAY	0- 0	1- 0	2- 1				
0- 0	0- 0	0- 0	NEUTRAL	0- 0	0- 0	0- 0				
9- 2	0- 0	0- 0	CONFERENCE	0- 1	2- 0	7- 1				
5- 0	0- 0	0- 0	HOME	0- 0	2- 0	3- 0				
4- 2	0- 0	0- 0	AWAY	0- 1	0- 0	4- 1				
0- 0	0- 0	0- 0	NEUTRAL	0- 0	0- 0	0- 0				

RPI 1-25				RPI 26-50				RPI 51-100				RPI 101+ Team's RPI: 122			
RPI	S	Opponent	Score	RPI	S	Opponent	Score	RPI	S	Opponent	Score	RPI	S	Opponent	Score
2	A	Baylor	58 96	26	A	Kentucky	57 87	72	A	Belmont	50 77	114	A	Radford	79 72
												129	H	UT Martin	85 75
												150	H	Tennessee Tech	77 56
												200	H	Southeast Mo. St.	82 54
												208	A	Saint Francis (PA)	83 89
												226	H	Jacksonville St.	66 55
												230	A	N.C. A&T	72 67
												243	A	SIUE	73 67
												258	H	St. Francis Brooklyn	94 101
												259	A	Gardner-Webb	84 69
												276	A	Austin Peay	80 81
												285	A	Eastern Ill.	67 57
												287	A	Murray St.	83 61
												290	A	Tennessee St.	85 62
												290	H	Tennessee St.	71 55
												294	H	Valparaiso	68 62
												329	H	Lipscomb	79 44
												338	H	Evansville	85 63
												347	H	Chicago St.	104 68
LAST 12 Division I GAMES:															
290	H	Tennessee St.	71 55	200	H	Southeast Mo. St.	82 54								
285	A	Eastern Ill.	67 57	290	A	Tennessee St.	85 62								
243	A	SIUE	73 67	72	A	Belmont	50 77								
226	H	Jacksonville St.	66 55	276	A	Austin Peay	80 81								
150	H	Tennessee Tech	77 56	287	A	Murray St.	83 61								
129	H	UT Martin	85 75	329	H	Lipscomb	79 44								

Non-Div I Games: Alice Lloyd 121 56 Ky. Christian 119 28

Morehead St.

■ Loss, 
 ■ Non-Conf, 
 ■ S Site, 
 ■ Home 
 ■ A Away 
 N Neutral

Average RPI Win: 328		WON-LOST	WINNING	LAST 10	STRENGTH OF	OPP. STRENGTH	TEAM	ADJ.	CONF.	ADJ CONF.
Average RPI Loss: 171		RECORD	PCT. RANK	GAMES	SCHEDULE	OF SCHEDULE	RPI	RPI	RPI	RPI
DIV. I ONLY		6- 15	282	0- 1	265	334	303	303	32	32
DIV. I NON-CONF.		1- 11	335	0- 1	142	224	316	316	32	32
TOTALS	RPI 1-25	RPI 26-50		W-L RECORDS		RPI 51-100	RPI 101-150	RPI 150+		
6- 15	0- 1	0- 0		OVERALL		0- 3	0- 3	6- 8		
4- 4	0- 0	0- 0		HOME		0- 0	0- 0	4- 4		
2- 8	0- 0	0- 0		AWAY		0- 3	0- 2	2- 3		
0- 3	0- 1	0- 0		NEUTRAL		0- 0	0- 1	0- 1		
1- 11	0- 1	0- 0		NON-CONFERENCE		0- 3	0- 3	1- 4		
1- 2	0- 0	0- 0		HOME		0- 0	0- 0	1- 2		
0- 6	0- 0	0- 0		AWAY		0- 3	0- 2	0- 1		
0- 3	0- 1	0- 0		NEUTRAL		0- 0	0- 1	0- 1		
5- 4	0- 0	0- 0		CONFERENCE		0- 0	0- 0	5- 4		
3- 2	0- 0	0- 0		HOME		0- 0	0- 0	3- 2		
2- 2	0- 0	0- 0		AWAY		0- 0	0- 0	2- 2		
0- 0	0- 0	0- 0		NEUTRAL		0- 0	0- 0	0- 0		

RPI 1-25				RPI 26-50				RPI 51-100				RPI 101+				Team's RPI:	
RPI	S	Opponent	Score	RPI	S	Opponent	Score	RPI	S	Opponent	Score	RPI	S	Opponent	Score		
19	N	Maryland	44 68					59	A	Michigan	47 70	103	A	Hartford	59 80		303
								66	A	West Virginia	37 72	106	N	Georgia	33 60		
								70	A	SFA	42 69	120	A	Western Ky.	43 90		
												179	H	UMES	68 73		
												219	A	Howard	56 79		
												221	N	Niagara	57 67		
												230	A	N.C. A&T	29 62		
												264	H	Bethune-Cookman	69 73		
												291	H	South Carolina St.	62 51		
												295	H	Central Conn. St.	36 60		
												297	H	UMBC	68 73		
												314	A	Coppin St.	74 57		
												315	A	FIU	50 59		
												324	H	UMass Lowell	61 49		
												343	A	N.C. Central	65 62		
												348	H	Savannah St.	63 47		
												349	H	Florida A&M	75 71		
LAST 12 Division I GAMES:																	
				221	N	Niagara	57 67	219	A	Howard	56 79						
				314	A	Coppin St.	74 57	291	H	South Carolina St.	62 51						
				349	H	Florida A&M	75 71	348	H	Savannah St.	63 47						
				264	H	Bethune-Cookman	69 73	179	H	UMES	68 73						
				343	A	N.C. Central	65 62	324	H	UMass Lowell	61 49						
				230	A	N.C. A&T	29 62	297	H	UMBC	68 73						

Morgan St.

Loss, Non-Conf, S Site, H Home A Away N Neutral

## Mt. St. Mary's

Through Games Of Feb. 7, 2019

Average RPI Win:	259	WON-LOST	WINNING	LAST 10	STRENGTH OF	OPP. STRENGTH	TEAM	ADJ.	CONF.	ADJ CONF.
Average RPI Loss:	191	RECORD	PCT. RANK	GAMES	SCHEDULE	OF SCHEDULE	RPI	RPI	RPI	RPI
DIV. I ONLY	9- 10	184	0- 1	303	323	248	248	31	31	
DIV. I NON-CONF.	5- 5	162	0- 0	162	250	146	146	31	31	
TOTALS	RPI 1-25	RPI 26-50	W-L RECORDS	RPI 51-100	RPI 101-150	RPI 150+				
9- 10	0- 0	0- 0	OVERALL	0- 2	2- 0	7- 8				
5- 3	0- 0	0- 0	HOME	0- 0	2- 0	3- 3				
4- 7	0- 0	0- 0	AWAY	0- 2	0- 0	4- 5				
0- 0	0- 0	0- 0	NEUTRAL	0- 0	0- 0	0- 0				
5- 5	0- 0	0- 0	NON-CONFERENCE	0- 2	2- 0	3- 3				
2- 1	0- 0	0- 0	HOME	0- 0	2- 0	0- 1				
3- 4	0- 0	0- 0	AWAY	0- 2	0- 0	3- 2				
0- 0	0- 0	0- 0	NEUTRAL	0- 0	0- 0	0- 0				
4- 5	0- 0	0- 0	CONFERENCE	0- 0	0- 0	4- 5				
3- 2	0- 0	0- 0	HOME	0- 0	0- 0	3- 2				
1- 3	0- 0	0- 0	AWAY	0- 0	0- 0	1- 3				
0- 0	0- 0	0- 0	NEUTRAL	0- 0	0- 0	0- 0				

RPI 1-25			RPI 26-50			RPI 51-100			RPI 101+ Team's RPI: 248		
RPI	S	Opponent	Score	RPI	S	Opponent	Score	RPI	S	Opponent	Score
								114	H	Radford	89 77
								118	H	Towson	87 78
								160	A	Duquesne	64 73
								179	H	UMES	73 86
								186	A	Rider	67 85
								208	A	Saint Francis (PA)	66 68
								208	H	Saint Francis (PA)	72 83
								214	A	Robert Morris	58 70
								258	H	St. Francis Brooklyn	78 75
								259	A	Gardner-Webb	69 62
								295	H	Central Conn. St.	84 53
								297	A	UMBC	65 52
								299	A	Loyola Maryland	77 67
								302	H	Bryant	68 73
								327	A	Wagner	76 92
								344	A	Fairleigh Dickinson	63 47
								351	H	LIU Brooklyn	61 45
LAST 12 Division I GAMES:											
208	H	Saint Francis (PA)	72 83	302	H	Bryant	68 73				
258	H	St. Francis Brooklyn	78 75	208	A	Saint Francis (PA)	66 68				
351	H	LIU Brooklyn	61 45	214	A	Robert Morris	58 70				
344	A	Fairleigh Dickinson	63 47	114	H	Radford	89 77				
327	A	Wagner	76 92	179	H	UMES	73 86				
295	H	Central Conn. St.	84 53	62	A	Virginia Tech	51 83				

Non-Div I Games: Washington Col. 74 50

Mt. St. Mary's

■ Loss, 
 ■ Non-Conf, 
 ■ S Site, 
 ■ H Home 
 ■ A Away 
 N Neutral

Average RPI Win:	283	WON-LOST	WINNING	LAST 10	STRENGTH OF	OPP. STRENGTH	TEAM	ADJ.	CONF.	ADJ CONF.
Average RPI Loss:	160	RECORD	PCT. RANK	GAMES	SCHEDULE	OF SCHEDULE	RPI	RPI	RPI	RPI
DIV. I ONLY	6- 14	275	1- 0	260	211	287	287	22	22	
DIV. I NON-CONF.	2- 7	288	0- 0	260	140	314	314	21	21	
TOTALS	RPI 1-25	RPI 26-50	W-L RECORDS	RPI 51-100	RPI 101-150	RPI 150+				
6- 14	0- 0	0- 2	OVERALL	0- 2	0- 3	6- 7				
4- 5	0- 0	0- 0	HOME	0- 1	0- 1	4- 3				
2- 9	0- 0	0- 2	AWAY	0- 1	0- 2	2- 4				
0- 0	0- 0	0- 0	NEUTRAL	0- 0	0- 0	0- 0				
2- 7	0- 0	0- 2	NON-CONFERENCE	0- 1	0- 0	2- 4				
2- 2	0- 0	0- 0	HOME	0- 0	0- 0	2- 2				
0- 5	0- 0	0- 2	AWAY	0- 1	0- 0	0- 2				
0- 0	0- 0	0- 0	NEUTRAL	0- 0	0- 0	0- 0				
4- 7	0- 0	0- 0	CONFERENCE	0- 1	0- 3	4- 3				
2- 3	0- 0	0- 0	HOME	0- 1	0- 1	2- 1				
2- 4	0- 0	0- 0	AWAY	0- 0	0- 2	2- 2				
0- 0	0- 0	0- 0	NEUTRAL	0- 0	0- 0	0- 0				

RPI 1-25			RPI 26-50			RPI 51-100			RPI 101+			Team's RPI: 287
RPI	S	Opponent	Score	RPI	S	Opponent	Score	RPI	S	Opponent	Score	
26	A	Kentucky	49 88	64	A	Tennessee	77 98	122	H	Morehead St.	61 83	
45	A	Butler	65 86	72	H	Belmont	58 65	129	A	UT Martin	67 75	
								150	A	Tennessee Tech	65 74	
								151	H	Southern Ill.	59 65	
								166	A	Arkansas St.	63 74	
								188	A	Illinois	52 84	
								200	A	Southeast Mo. St.	64 59	
								226	A	Jacksonville St.	64 59	
								243	A	SIUE	54 71	
								285	A	Eastern Ill.	67 75	
								285	H	Eastern Ill.	60 51	
								290	H	Tennessee St.	61 65	
								304	H	Alabama A&M	53 59	
								318	H	Eastern Ky.	81 63	
								329	H	Lipscomb	97 61	
								338	H	Evansville	81 53	
LAST 12 Division I GAMES:												
285	H	Eastern Ill.	60 51	285	A	Eastern Ill.	67 75					
150	A	Tennessee Tech	65 74	200	A	Southeast Mo. St.	64 59					
226	A	Jacksonville St.	64 59	129	A	UT Martin	67 75					
290	H	Tennessee St.	61 65	318	H	Eastern Ky.	81 63					
72	H	Belmont	58 65	122	H	Morehead St.	61 83					
243	A	SIUE	54 71	64	A	Tennessee	77 98					

Non-Div I Games: Oakland City 113 55 Bethel (TN) 86 50

Murray St.

Loss, Non-Conf, S Site, H Home A Away N Neutral

Average RPI Win:	302	WON-LOST	WINNING	LAST 10	STRENGTH OF	OPP. STRENGTH	TEAM	ADJ.	CONF.	ADJ CONF.
Average RPI Loss:	144	RECORD	PCT. RANK	GAMES	SCHEDULE	OF SCHEDULE	RPI	RPI	RPI	RPI
DIV. I ONLY	10- 9	148	0- 1	338	276	230	230	32	32	
DIV. I NON-CONF.	2- 9	297	0- 1	272	132	302	302	32	32	
TOTALS	RPI 1-25	RPI 26-50	W-L RECORDS	RPI 51-100	RPI 101-150	RPI 150+				
10- 9	0- 0	0- 0	OVERALL	0- 3	0- 3	10- 3				
2- 3	0- 0	0- 0	HOME	0- 0	0- 3	2- 0				
8- 4	0- 0	0- 0	AWAY	0- 1	0- 0	8- 3				
0- 2	0- 0	0- 0	NEUTRAL	0- 2	0- 0	0- 0				
2- 9	0- 0	0- 0	NON-CONFERENCE	0- 3	0- 3	2- 3				
0- 3	0- 0	0- 0	HOME	0- 0	0- 3	0- 0				
2- 4	0- 0	0- 0	AWAY	0- 1	0- 0	2- 3				
0- 2	0- 0	0- 0	NEUTRAL	0- 2	0- 0	0- 0				
8- 0	0- 0	0- 0	CONFERENCE	0- 0	0- 0	8- 0				
2- 0	0- 0	0- 0	HOME	0- 0	0- 0	2- 0				
6- 0	0- 0	0- 0	AWAY	0- 0	0- 0	6- 0				
0- 0	0- 0	0- 0	NEUTRAL	0- 0	0- 0	0- 0				

RPI S	Opponent	Score	RPI S	Opponent	Score	RPI S	Opponent	Score	RPI S	Opponent	Score	Team's RPI: 230
						73 N	Maine	52 58	113 H	VCU	48 54	
						89 N	Yale	49 59	122 H	Morehead St.	67 72	
						95 A	Virginia	57 67	142 H	Akron	36 49	
									179 A	UMES	51 49	
									197 A	Elon	64 73	
									213 A	Navy	49 72	
									252 A	ETSU	56 61	
									264 A	Bethune-Cookman	72 48	
									291 A	South Carolina St.	58 44	
									293 A	Fla. Atlantic	67 65	
									303 H	Morgan St.	62 29	
									314 H	Coppin St.	66 42	
									336 A	Western Caro.	69 51	
									343 A	N.C. Central	52 49	
									346 A	Delaware St.	67 47	
									349 A	Florida A&M	56 48	
LAST 12 Division I GAMES:												
			89 N	Yale	49 59	179 A	UMES	51 49				
			264 A	Bethune-Cookman	72 48	346 A	Delaware St.	67 47				
			349 A	Florida A&M	56 48	291 A	South Carolina St.	58 44				
			343 A	N.C. Central	52 49	293 A	Fla. Atlantic	67 65				
			314 H	Coppin St.	66 42	113 H	VCU	48 54				
			303 H	Morgan St.	62 29	197 A	Elon	64 73				

Non-Div I Games: Winston-Salem 60 56 Johnson C. Smith 50 53

N.C. A&amp;T

Loss, Non-Conf, S Site, H Home A Away N Neutral

N.C. Central

Through Games Of Feb. 7, 2019

Average RPI Win:	321	WON-LOST	WINNING	LAST 10	STRENGTH OF	OPP. STRENGTH	TEAM	ADJ.	CONF.	ADJ CONF.
Average RPI Loss:	220	RECORD	PCT. RANK	GAMES	SCHEDULE	OF SCHEDULE	RPI	RPI	RPI	RPI
DIV. I ONLY	5- 16	304	1- 0	347	339	343	343	32	32	
DIV. I NON-CONF.	2- 10	311	0- 0	294	274	342	342	32	32	
TOTALS	RPI 1-25	RPI 26-50	W-L RECORDS	RPI 51-100	RPI 101-150	RPI 150+				
5- 16	0- 1	0- 0	OVERALL	0- 0	0- 2	5- 13				
3- 7	0- 0	0- 0	HOME	0- 0	0- 1	3- 6				
2- 8	0- 1	0- 0	AWAY	0- 0	0- 1	2- 6				
0- 1	0- 0	0- 0	NEUTRAL	0- 0	0- 0	0- 1				
2- 10	0- 1	0- 0	NON-CONFERENCE	0- 0	0- 2	2- 7				
2- 4	0- 0	0- 0	HOME	0- 0	0- 1	2- 3				
0- 5	0- 1	0- 0	AWAY	0- 0	0- 1	0- 3				
0- 1	0- 0	0- 0	NEUTRAL	0- 0	0- 0	0- 1				
3- 6	0- 0	0- 0	CONFERENCE	0- 0	0- 0	3- 6				
1- 3	0- 0	0- 0	HOME	0- 0	0- 0	1- 3				
2- 3	0- 0	0- 0	AWAY	0- 0	0- 0	2- 3				
0- 0	0- 0	0- 0	NEUTRAL	0- 0	0- 0	0- 0				

RPI 1-25			RPI 26-50			RPI 51-100			RPI 101+ Team's RPI: 343		
RPI	S	Opponent	Score	RPI	S	RPI	S	Opponent	Score		
12	A	Iowa	39 106					119	H	UNCW	82 89
								124	A	High Point	69 80
								157	A	Georgia St.	54 65
								179	A	UMES	49 59
								189	H	Coastal Caro.	66 89
								197	H	Elon	54 83
								223	A	Memphis	56 77
								230	H	N.C. A&T	49 52
								264	A	Bethune-Cookman	54 72
								264	H	Bethune-Cookman	50 67
								272	A	Winthrop	41 66
								288	H	Wofford	66 59
								296	N	Kennesaw St.	54 78
								303	H	Morgan St.	62 65
								306	H	UNC Greensboro	66 57
								314	H	Coppin St.	62 57
								337	H	USC Upstate	63 82
								346	A	Delaware St.	61 71
								348	A	Savannah St.	71 67
								349	A	Florida A&M	64 57
LAST 12 Division I GAMES:											
349	A	Florida A&M	64 57	346	A	Delaware St.	61 71				
264	A	Bethune-Cookman	54 72	179	A	UMES	49 59				
348	A	Savannah St.	71 67	264	H	Bethune-Cookman	50 67				
230	H	N.C. A&T	49 52	223	A	Memphis	56 77				
303	H	Morgan St.	62 65	296	N	Kennesaw St.	54 78				
314	H	Coppin St.	62 57	157	A	Georgia St.	54 65				

Non-Div I Games: Wilberforce 55 49

N.C. Central

Loss, Non-Conf, S Site, H Home A Away N Neutral

Average RPI Win:	100	WON-LOST	WINNING	LAST 10	STRENGTH OF	OPP. STRENGTH	TEAM	ADJ.	CONF.	ADJ CONF.
Average RPI Loss:	24	RECORD	PCT. RANK	GAMES	SCHEDULE	OF SCHEDULE	RPI	RPI	RPI	RPI
DIV. I ONLY	21- 2	5	0- 1	34	10	10	10	1	1	
DIV. I NON-CONF.	13- 0	1	0- 0	32	40	7	7	1	1	
TOTALS	RPI 1-25	RPI 26-50	W-L RECORDS	RPI 51-100	RPI 101-150	RPI 150+				
21- 2	1- 1	2- 1	OVERALL	9- 0	6- 0	3- 0				
13- 1	0- 0	1- 1	HOME	7- 0	3- 0	2- 0				
6- 1	0- 1	1- 0	AWAY	2- 0	3- 0	0- 0				
2- 0	1- 0	0- 0	NEUTRAL	0- 0	0- 0	1- 0				
13- 0	1- 0	0- 0	NON-CONFERENCE	6- 0	3- 0	3- 0				
9- 0	0- 0	0- 0	HOME	5- 0	2- 0	2- 0				
2- 0	0- 0	0- 0	AWAY	1- 0	1- 0	0- 0				
2- 0	1- 0	0- 0	NEUTRAL	0- 0	0- 0	1- 0				
8- 2	0- 1	2- 1	CONFERENCE	3- 0	3- 0	0- 0				
4- 1	0- 0	1- 1	HOME	2- 0	1- 0	0- 0				
4- 1	0- 1	1- 0	AWAY	1- 0	2- 0	0- 0				
0- 0	0- 0	0- 0	NEUTRAL	0- 0	0- 0	0- 0				

RPI 1-25				RPI 26-50				RPI 51-100				RPI 101+			
RPI	S	Opponent	Score	RPI	S	Opponent	Score	RPI	S	Opponent	Score	RPI	S	Opponent	Score
18	A	Florida St.	70 75	29	H	North Carolina	51 64	59	H	Michigan	66 55	109	A	Wake Forest	59 50
25	N	Michigan St.	78 74	44	H	Clemson	54 51	61	H	Duke	63 51	112	A	Boston College	85 69
				49	A	Georgia Tech	68 60	62	H	Virginia Tech	70 61	114	H	Radford	75 58
								72	H	Belmont	77 62	130	H	Pittsburgh	63 34
								73	H	Maine	84 46	131	A	Chattanooga	78 58
								76	H	Old Dominion	85 56	146	H	Davidson	75 45
								84	H	Kent St.	78 61	174	H	Vanderbilt	74 54
								93	A	Georgetown	76 65	193	H	Hampton	83 51
								95	A	Virginia	66 38	194	N	George Washington	69 61
LAST 12 Division I GAMES:															
18	A	Florida St.	70 75	95	A	Virginia	66 38								
29	H	North Carolina	51 64	130	H	Pittsburgh	63 34								
109	A	Wake Forest	59 50	112	A	Boston College	85 69								
49	A	Georgia Tech	68 60	61	H	Duke	63 51								
44	H	Clemson	54 51	146	H	Davidson	75 45								
62	H	Virginia Tech	70 61	131	A	Chattanooga	78 58								

Non-Div I Games:

NC State

■ Loss, 
 ■ Non-Conf, S Site, 
 ■ Home 
 ■ Away 
 N Neutral



Average RPI Win:	308	WON-LOST	WINNING	LAST 10	STRENGTH OF	OPP. STRENGTH	TEAM	ADJ.	CONF.	ADJ CONF.
Average RPI Loss:	182	RECORD	PCT. RANK	GAMES	SCHEDULE	OF SCHEDULE	RPI	RPI	RPI	RPI
DIV. I ONLY	5- 16	304	0- 1	247	326	310	310	24	24	
DIV. I NON-CONF.	3- 10	278	0- 0	279	337	313	313	26	26	
TOTALS	RPI 1-25	RPI 26-50	W-L RECORDS	RPI 51-100	RPI 101-150	RPI 150+				
5- 16	0- 0	0- 0	OVERALL	0- 4	0- 3	5- 9				
3- 7	0- 0	0- 0	HOME	0- 2	0- 2	3- 3				
2- 9	0- 0	0- 0	AWAY	0- 2	0- 1	2- 6				
0- 0	0- 0	0- 0	NEUTRAL	0- 0	0- 0	0- 0				
3- 10	0- 0	0- 0	NON-CONFERENCE	0- 3	0- 1	3- 6				
1- 4	0- 0	0- 0	HOME	0- 1	0- 1	1- 2				
2- 6	0- 0	0- 0	AWAY	0- 2	0- 0	2- 4				
0- 0	0- 0	0- 0	NEUTRAL	0- 0	0- 0	0- 0				
2- 6	0- 0	0- 0	CONFERENCE	0- 1	0- 2	2- 3				
2- 3	0- 0	0- 0	HOME	0- 1	0- 1	2- 1				
0- 3	0- 0	0- 0	AWAY	0- 0	0- 1	0- 2				
0- 0	0- 0	0- 0	NEUTRAL	0- 0	0- 0	0- 0				

RPI 1-25				RPI 26-50				RPI 51-100				RPI 101+ Team's RPI: 310			
RPI	S	Opponent	Score	RPI	S	Opponent	Score	RPI	S	Opponent	Score	RPI	S	Opponent	Score
								66	A	West Virginia	50 95	103	H	Hartford	53 84
								67	H	FGCU	35 67	144	A	North Ala.	60 72
								74	A	Penn	42 85	144	H	North Ala.	54 77
								84	H	Kent St.	40 57	186	A	Rider	46 67
												200	H	Southeast Mo. St.	58 68
												211	A	Stetson	48 74
												219	A	Howard	57 77
												225	H	Jacksonville	56 61
												228	A	Colgate	71 53
												245	A	Liberty	47 58
												271	H	Vermont	63 71
												296	H	Kennesaw St.	66 60
												322	A	Saint Peter's	57 70
												329	H	Lipscomb	80 67
												336	H	Western Caro.	79 71
												344	A	Fairleigh Dickinson	43 64
												351	A	LIU Brooklyn	72 51
LAST 12 Division I GAMES:															
245	A	Liberty	47 58	144	A	North Ala.	60 72								
67	H	FGCU	35 67	296	H	Kennesaw St.	66 60								
144	H	North Ala.	54 77	103	H	Hartford	53 84								
211	A	Stetson	48 74	84	H	Kent St.	40 57								
225	H	Jacksonville	56 61	228	A	Colgate	71 53								
329	H	Lipscomb	80 67	351	A	LIU Brooklyn	72 51								

Non-Div I Games:

NJIT

Average RPI Win: <b>239</b>	WON-LOST	WINNING	LAST 10	STRENGTH OF	OPP. STRENGTH	TEAM	ADJ.	CONF.	ADJ CONF.
Average RPI Loss: <b>172</b>	RECORD	PCT. RANK	GAMES	SCHEDULE	OF SCHEDULE	RPI	RPI	RPI	RPI
DIV. I ONLY	7- 12	247	0- 1	153	290	213	213	19	19
DIV. I NON-CONF.	4- 5	190	0- 0	156	319	193	193	22	22
TOTALS	RPI 1-25	RPI 26-50	W-L RECORDS	RPI 51-100	RPI 101-150	RPI 150+			
7- 12	0- 0	0- 1	OVERALL	0- 2	0- 4	7- 5			
3- 6	0- 0	0- 1	HOME	0- 2	0- 2	3- 1			
4- 6	0- 0	0- 0	AWAY	0- 0	0- 2	4- 4			
0- 0	0- 0	0- 0	NEUTRAL	0- 0	0- 0	0- 0			
4- 5	0- 0	0- 0	NON-CONFERENCE	0- 1	0- 2	4- 2			
2- 2	0- 0	0- 0	HOME	0- 1	0- 1	2- 0			
2- 3	0- 0	0- 0	AWAY	0- 0	0- 1	2- 2			
0- 0	0- 0	0- 0	NEUTRAL	0- 0	0- 0	0- 0			
3- 7	0- 0	0- 1	CONFERENCE	0- 1	0- 2	3- 3			
1- 4	0- 0	0- 1	HOME	0- 1	0- 1	1- 1			
2- 3	0- 0	0- 0	AWAY	0- 0	0- 1	2- 2			
0- 0	0- 0	0- 0	NEUTRAL	0- 0	0- 0	0- 0			

RPI S	Opponent	Score	RPI S	Opponent	Score	RPI S	Opponent	Score	RPI S	Opponent	Score
			46	H Bucknell	43 77	74	H Penn	61 65	132	A Colorado	43 59
						94	H American	45 58	138	A Lehigh	55 66
									138	H Lehigh	38 56
									145	H Marist	48 72
									165	H Boston U.	35 49
									186	A Rider	66 60
									212	H Holy Cross	54 47
									228	A Colgate	62 49
									230	H N.C. A&T	72 49
									233	A Monmouth	67 68
									249	A Air Force	54 47
									267	H Saint Joseph's	49 48
									270	A Norfolk St.	58 65
									299	A Loyola Maryland	58 46
									300	A Army West Point	52 55
									325	A Lafayette	42 55
LAST 12 Division I GAMES:											
138	A Lehigh	55 66	228	A Colgate	62 49						
46	H Bucknell	43 77	94	H American	45 58						
165	H Boston U.	35 49	138	H Lehigh	38 56						
325	A Lafayette	42 55	299	A Loyola Maryland	58 46						
300	A Army West Point	52 55	267	H Saint Joseph's	49 48						
212	H Holy Cross	54 47	233	A Monmouth	67 68						

Non-Div I Games: Catholic 81 36

Navy

■ Loss, 
 ■ Non-Conf, 
 ■ S Site, 
 ■ H Home 
 ■ A Away 
 N Neutral

## Nebraska

Through Games Of Feb. 7, 2019

Average RPI Win:	156	WON-LOST	WINNING	LAST 10	STRENGTH OF	OPP. STRENGTH	TEAM	ADJ.	CONF.	ADJ CONF.
Average RPI Loss:	58	RECORD	PCT. RANK	GAMES	SCHEDULE	OF SCHEDULE	RPI	RPI	RPI	RPI
DIV. I ONLY	10- 13	214	0- 1	33	34	107	107	4	4	
DIV. I NON-CONF.	5- 6	177	0- 0	105	26	149	149	6	6	
TOTALS	RPI 1-25	RPI 26-50	W-L RECORDS	RPI 51-100	RPI 101-150	RPI 150+				
10- 13	0- 6	1- 1	OVERALL	1- 4	4- 1	4- 1				
6- 5	0- 3	0- 1	HOME	1- 1	2- 0	3- 0				
3- 8	0- 3	1- 0	AWAY	0- 3	1- 1	1- 1				
1- 0	0- 0	0- 0	NEUTRAL	0- 0	1- 0	0- 0				
5- 6	0- 3	0- 0	NON-CONFERENCE	0- 2	2- 1	3- 0				
4- 1	0- 1	0- 0	HOME	0- 0	1- 0	3- 0				
0- 5	0- 2	0- 0	AWAY	0- 2	0- 1	0- 0				
1- 0	0- 0	0- 0	NEUTRAL	0- 0	1- 0	0- 0				
5- 7	0- 3	1- 1	CONFERENCE	1- 2	2- 0	1- 1				
2- 4	0- 2	0- 1	HOME	1- 1	1- 0	0- 0				
3- 3	0- 1	1- 0	AWAY	0- 1	1- 0	1- 1				
0- 0	0- 0	0- 0	NEUTRAL	0- 0	0- 0	0- 0				

RPI	S	Opponent	Score	RPI	S	Opponent	Score	RPI	S	Opponent	Score	RPI	S	Opponent	Score	Team's RPI: 107
3	A	Louisville	68 85	41	H	Indiana	78 82	59	A	Michigan	61 67	101	A	Ohio St.	78 69	
12	A	Iowa	71 77	42	A	Purdue	84 64	59	H	Michigan	70 56	110	H	Kansas	58 52	
15	H	Rutgers	56 62					75	A	Arkansas	80 84	114	N	Radford	77 39	
19	H	Maryland	63 81					82	H	Northwestern	54 58	116	H	Minnesota	63 57	
20	H	Drake	77 83					99	A	Creighton	65 74	126	A	Washington St.	84 87	
22	A	Miami (FL)	68 82									169	H	Denver	96 71	
												181	A	Wisconsin	69 70	
												188	A	Illinois	77 67	
												328	H	San Jose St.	96 63	
												337	H	USC Upstate	87 64	
LAST 12 Division I GAMES:																
59	A	Michigan	61 67	188	A	Illinois	77 67									
41	H	Indiana	78 82	15	H	Rutgers	56 62									
42	A	Purdue	84 64	19	H	Maryland	63 81									
181	A	Wisconsin	69 70	12	A	Iowa	71 77									
82	H	Northwestern	54 58	101	A	Ohio St.	78 69									
116	H	Minnesota	63 57	59	H	Michigan	70 56									

Non-Div I Games:

Nebraska

■ Loss, 
■ Non-Conf, 
■ S Site, 
■ H Home 
■ A Away 
N Neutral

## Nevada

Through Games Of Feb. 7, 2019

Average RPI Win: <b>265</b>	WON-LOST	WINNING	LAST 10	STRENGTH OF	OPP. STRENGTH	TEAM	ADJ.	CONF.	ADJ CONF.
Average RPI Loss: <b>112</b>	RECORD	PCT. RANK	GAMES	SCHEDULE	OF SCHEDULE	RPI	RPI	RPI	RPI
DIV. I ONLY	7- 13	250	0- 1	187	126	242	242	15	15
DIV. I NON-CONF.	3- 7	256	0- 1	201	82	277	277	13	13
TOTALS	RPI 1-25	RPI 26-50	W-L RECORDS	RPI 51-100	RPI 101-150	RPI 150+			
7- 13	0- 0	0- 1	OVERALL	0- 6	0- 3	7- 3			
4- 7	0- 0	0- 1	HOME	0- 3	0- 3	4- 0			
3- 4	0- 0	0- 0	AWAY	0- 1	0- 0	3- 3			
0- 2	0- 0	0- 0	NEUTRAL	0- 2	0- 0	0- 0			
3- 7	0- 0	0- 1	NON-CONFERENCE	0- 3	0- 2	3- 1			
2- 4	0- 0	0- 1	HOME	0- 1	0- 2	2- 0			
1- 1	0- 0	0- 0	AWAY	0- 0	0- 0	1- 1			
0- 2	0- 0	0- 0	NEUTRAL	0- 2	0- 0	0- 0			
4- 6	0- 0	0- 0	CONFERENCE	0- 3	0- 1	4- 2			
2- 3	0- 0	0- 0	HOME	0- 2	0- 1	2- 0			
2- 3	0- 0	0- 0	AWAY	0- 1	0- 0	2- 2			
0- 0	0- 0	0- 0	NEUTRAL	0- 0	0- 0	0- 0			

RPI S	Opponent	Score	RPI S	Opponent	Score	RPI S	Opponent	Score	RPI S	Opponent	Score	Team's RPI: 242
30	H Utah	52 74	51	H New Mexico	64 66	117	H Fresno St.	63 79				
			54	H Southern California	51 72	132	H Colorado	52 65				
			57	A Boise St.	65 80	148	H Texas Tech	67 86				
			57	H Boise St.	74 75	176	A Santa Clara	48 56				
			83	N UC Davis	68 84	206	A Utah St.	76 79				
			97	N Northern Ill.	69 98	210	H UNLV	70 62				
						222	H Hawaii	79 78				
						247	A Colorado St.	62 38				
						247	H Colorado St.	68 57				
						249	A Air Force	74 79				
						262	A Long Beach St.	76 67				
						328	A San Jose St.	52 49				
						339	H Seattle U	67 54				
LAST 12 Division I GAMES:												
97	N Northern Ill.	69 98	57	H Boise St.	74 75							
247	H Colorado St.	68 57	117	H Fresno St.	63 79							
57	A Boise St.	65 80	328	A San Jose St.	52 49							
210	H UNLV	70 62	51	H New Mexico	64 66							
247	A Colorado St.	62 38	206	A Utah St.	76 79							
249	A Air Force	74 79	222	H Hawaii	79 78							

Non-Div I Games: Stanislaus St. 75 52

Nevada

■ Loss, 
 ■ Non-Conf, S Site, 
 ■ Home 
 ■ Away 
 N Neutral

Average RPI Win:	291	WON-LOST	WINNING	LAST 10	STRENGTH OF	OPP. STRENGTH	TEAM	ADJ.	CONF.	ADJ CONF.
Average RPI Loss:	187	RECORD	PCT. RANK	GAMES	SCHEDULE	OF SCHEDULE	RPI	RPI	RPI	RPI
DIV. I ONLY	4- 18	322	1- 0	245	283	326	326	23	23	
DIV. I NON-CONF.	2- 10	311	0- 0	248	301	331	331	24	24	
TOTALS	RPI 1-25	RPI 26-50	W-L RECORDS	RPI 51-100	RPI 101-150	RPI 150+				
4- 18	0- 0	0- 0	OVERALL	0- 4	0- 3	4- 11				
3- 7	0- 0	0- 0	HOME	0- 2	0- 1	3- 4				
1- 11	0- 0	0- 0	AWAY	0- 2	0- 2	1- 7				
0- 0	0- 0	0- 0	NEUTRAL	0- 0	0- 0	0- 0				
2- 10	0- 0	0- 0	NON-CONFERENCE	0- 2	0- 2	2- 6				
2- 3	0- 0	0- 0	HOME	0- 1	0- 0	2- 2				
0- 7	0- 0	0- 0	AWAY	0- 1	0- 2	0- 4				
0- 0	0- 0	0- 0	NEUTRAL	0- 0	0- 0	0- 0				
2- 8	0- 0	0- 0	CONFERENCE	0- 2	0- 1	2- 5				
1- 4	0- 0	0- 0	HOME	0- 1	0- 1	1- 2				
1- 4	0- 0	0- 0	AWAY	0- 1	0- 0	1- 3				
0- 0	0- 0	0- 0	NEUTRAL	0- 0	0- 0	0- 0				

RPI 1-25				RPI 26-50				RPI 51-100				RPI 101+				Team's RPI: 326	
RPI	S	Opponent	Score	RPI	S	Opponent	Score	RPI	S	Opponent	Score	RPI	S	Opponent	Score		
								73	A	Maine	46 67	103	H	Hartford	48 66		
								73	H	Maine	45 69	116	A	Minnesota	47 70		
								79	A	Northeastern	54 69	136	A	South Fla.	36 79		
								80	H	Princeton	42 90	162	H	Stony Brook	63 82		
												165	A	Boston U.	39 60		
												212	H	Holy Cross	74 62		
												227	H	Dartmouth	42 62		
												238	A	Brown	70 76		
												239	H	Sacred Heart	60 71		
												241	A	Albany (NY)	41 59		
												246	H	Binghamton	62 71		
												271	A	Vermont	60 69		
												295	A	Central Conn. St.	47 56		
												297	A	UMBC	62 64		
												302	H	Bryant	79 74		
												316	A	North Dakota St.	51 56		
												324	A	UMass Lowell	56 53		
												324	H	UMass Lowell	54 46		
LAST 12 Division I GAMES:																	
				324	H	UMass Lowell	54 46	162	H	Stony Brook	63 82						
				73	H	Maine	45 69	324	A	UMass Lowell	56 53						
				241	A	Albany (NY)	41 59	246	H	Binghamton	62 71						
				297	A	UMBC	62 64	73	A	Maine	46 67						
				103	H	Hartford	48 66	80	H	Princeton	42 90						
				271	A	Vermont	60 69	227	H	Dartmouth	42 62						

Non-Div I Games:	U New England	68	44
------------------	---------------	----	----

New Hampshire

Loss, Non-Conf, S Site, H Home A Away N Neutral

Average RPI Win:	179	WON-LOST	WINNING	LAST 10	STRENGTH OF	OPP. STRENGTH	TEAM	ADJ.	CONF.	ADJ CONF.
Average RPI Loss:	163	RECORD	PCT. RANK	GAMES	SCHEDULE	OF SCHEDULE	RPI	RPI	RPI	RPI
DIV. I ONLY	18- 3	17	1- 0	181	125	51	51	15	15	
DIV. I NON-CONF.	10- 1	17	1- 0	108	148	27	27	13	13	
TOTALS	RPI 1-25	RPI 26-50	W-L RECORDS	RPI 51-100	RPI 101-150	RPI 150+				
18- 3	0- 0	1- 0	OVERALL	1- 1	3- 0	13- 2				
12- 1	0- 0	0- 0	HOME	1- 1	2- 0	9- 0				
6- 2	0- 0	1- 0	AWAY	0- 0	1- 0	4- 2				
0- 0	0- 0	0- 0	NEUTRAL	0- 0	0- 0	0- 0				
10- 1	0- 0	0- 0	NON-CONFERENCE	1- 1	2- 0	7- 0				
7- 1	0- 0	0- 0	HOME	1- 1	1- 0	5- 0				
3- 0	0- 0	0- 0	AWAY	0- 0	1- 0	2- 0				
0- 0	0- 0	0- 0	NEUTRAL	0- 0	0- 0	0- 0				
8- 2	0- 0	1- 0	CONFERENCE	0- 0	1- 0	6- 2				
5- 0	0- 0	0- 0	HOME	0- 0	1- 0	4- 0				
3- 2	0- 0	1- 0	AWAY	0- 0	0- 0	2- 2				
0- 0	0- 0	0- 0	NEUTRAL	0- 0	0- 0	0- 0				

RPI S	Opponent	Score	RPI S	Opponent	Score	RPI S	Opponent	Score	RPI S	Opponent	Score
			50 A Wyoming		78 75	63 H Auburn		76 79	103 H Hartford		72 65
						70 H SFA		74 33	111 A Houston		89 84
									117 H Fresno St.		82 73
									153 H Oklahoma		84 80
									164 A New Mexico St.		75 50
									164 H New Mexico St.		83 58
									175 H Texas St.		82 51
									206 A Utah St.		68 64
									210 A UNLV		57 66
									210 H UNLV		80 77
									216 A San Diego St.		59 61
									216 H San Diego St.		70 62
									231 H Sacramento St.		85 53
									242 A Nevada		66 64
									244 A Northern Ariz.		84 55
									247 H Colorado St.		70 58
									249 H Air Force		78 57
									268 H UTEP		69 51
LAST 12 Division I GAMES:											
			70 H SFA		74 33				210 H UNLV		80 77
			103 H Hartford		72 65				50 A Wyoming		78 75
			63 H Auburn		76 79				216 H San Diego St.		70 62
			216 A San Diego St.		59 61				247 H Colorado St.		70 58
			117 H Fresno St.		82 73				210 A UNLV		57 66
			206 A Utah St.		68 64				242 A Nevada		66 64

Non-Div I Games:

New Mexico

■ Loss, 
 ■ Non-Conf, 
 S Site, 
 ■ Home 
 ■ Away 
 N Neutral

Average RPI Win:	276	WON-LOST	WINNING	LAST 10	STRENGTH OF	OPP. STRENGTH	TEAM	ADJ.	CONF.	ADJ CONF.
Average RPI Loss:	148	RECORD	PCT. RANK	GAMES	SCHEDULE	OF SCHEDULE	RPI	RPI	RPI	RPI
DIV. I ONLY	14- 6	69	1- 0	293	344	164	164	30	30	
DIV. I NON-CONF.	6- 5	143	1- 0	173	328	154	154	30	30	
TOTALS	RPI 1-25	RPI 26-50	W-L RECORDS	RPI 51-100	RPI 101-150	RPI 150+				
14- 6	0- 0	0- 0	OVERALL	0- 2	0- 1	14- 3				
6- 2	0- 0	0- 0	HOME	0- 1	0- 0	6- 1				
7- 3	0- 0	0- 0	AWAY	0- 1	0- 0	7- 2				
1- 1	0- 0	0- 0	NEUTRAL	0- 0	0- 1	1- 0				
6- 5	0- 0	0- 0	NON-CONFERENCE	0- 2	0- 1	6- 2				
1- 2	0- 0	0- 0	HOME	0- 1	0- 0	1- 1				
4- 2	0- 0	0- 0	AWAY	0- 1	0- 0	4- 1				
1- 1	0- 0	0- 0	NEUTRAL	0- 0	0- 1	1- 0				
8- 1	0- 0	0- 0	CONFERENCE	0- 0	0- 0	8- 1				
5- 0	0- 0	0- 0	HOME	0- 0	0- 0	5- 0				
3- 1	0- 0	0- 0	AWAY	0- 0	0- 0	3- 1				
0- 0	0- 0	0- 0	NEUTRAL	0- 0	0- 0	0- 0				

RPI 1-25			RPI 26-50			RPI 51-100			RPI 101+ Team's RPI: 164		
RPI	S	Opponent	Score	RPI	S	Opponent	Score	RPI	S	Opponent	Score
								115	N	South Alabama	67 68
								161	H	Abilene Christian	46 58
								168	A	UC Riverside	64 65
								169	H	Denver	66 64
								218	H	UTRGV	71 63
								220	A	UMKC	90 86
								263	A	A&M-Corpus Christi	67 65
								268	A	UTEP	69 65
								274	A	CSU Bakersfield	61 59
								274	H	CSU Bakersfield	61 48
								275	H	Utah Valley	58 52
								281	A	Western Mich.	66 54
								282	H	California Baptist	76 69
								298	A	UC Santa Barbara	81 73
								339	H	Seattle U	75 55
								340	A	Grand Canyon	51 54
								347	A	Chicago St.	87 66
								350	N	Alcorn	82 64
LAST 12 Division I GAMES:											
350	N	Alcorn	82 64	339	H	Seattle U	75 55				
274	H	CSU Bakersfield	61 48	274	A	CSU Bakersfield	61 59				
347	A	Chicago St.	87 66	340	A	Grand Canyon	51 54				
220	A	UMKC	90 86	282	H	California Baptist	76 69				
218	H	UTRGV	71 63	298	A	UC Santa Barbara	81 73				
275	H	Utah Valley	58 52	168	A	UC Riverside	64 65				

Non-Div I Games: Tex. Permian Basin 70 38 Northern N.M. 101 51

New Mexico St.

■ Loss, 
 ■ Non-Conf, 
 ■ S Site, 
 ■ H Home 
 ■ A Away 
 N Neutral

Average RPI Win:	309	WON-LOST	WINNING	LAST 10	STRENGTH OF	OPP. STRENGTH	TEAM	ADJ.	CONF.	ADJ CONF.
Average RPI Loss:	181	RECORD	PCT. RANK	GAMES	SCHEDULE	OF SCHEDULE	RPI	RPI	RPI	RPI
DIV. I ONLY	5- 12	280	0- 0	330	242	317	317	26	26	
DIV. I NON-CONF.	1- 5	311	0- 0	135	87	229	229	23	23	
TOTALS	RPI 1-25	RPI 26-50	W-L RECORDS	RPI 51-100	RPI 101-150	RPI 150+				
5- 12	0- 1	0- 1	OVERALL	0- 2	0- 1	5- 7				
3- 4	0- 0	0- 0	HOME	0- 1	0- 0	3- 3				
2- 8	0- 1	0- 1	AWAY	0- 1	0- 1	2- 4				
0- 0	0- 0	0- 0	NEUTRAL	0- 0	0- 0	0- 0				
1- 5	0- 1	0- 1	NON-CONFERENCE	0- 0	0- 1	1- 2				
0- 1	0- 0	0- 0	HOME	0- 0	0- 0	0- 1				
1- 4	0- 1	0- 1	AWAY	0- 0	0- 1	1- 1				
0- 0	0- 0	0- 0	NEUTRAL	0- 0	0- 0	0- 0				
4- 7	0- 0	0- 0	CONFERENCE	0- 2	0- 0	4- 5				
3- 3	0- 0	0- 0	HOME	0- 1	0- 0	3- 2				
1- 4	0- 0	0- 0	AWAY	0- 1	0- 0	1- 3				
0- 0	0- 0	0- 0	NEUTRAL	0- 0	0- 0	0- 0				

RPI 1-25				RPI 26-50				RPI 51-100				RPI 101+ Team's RPI: 317			
RPI	S	Opponent	Score	RPI	S	Opponent	Score	RPI	S	Opponent	Score	RPI	S	Opponent	Score
22	A	Miami (FL)	38 78	34	A	Rice	56 67	58	H	Lamar University	57 79	130	A	Pittsburgh	38 90
								70	A	SFA	38 97	161	H	Abilene Christian	52 59
												170	A	Xavier	45 61
												223	A	Memphis	66 59
												263	A	A&M-Corpus Christi	51 57
												292	H	Central Ark.	60 62
												312	H	La.-Monroe	44 57
												320	A	Incarnate Word	69 81
												320	H	Incarnate Word	58 55
												321	H	McNeese	88 76
												335	A	Houston Baptist	74 83
												341	A	Northwestern St.	67 62
												341	H	Northwestern St.	84 73
LAST 12 Division I GAMES:															
341	H	Northwestern St.	84 73	70	A	SFA	38 97	321	H	McNeese	88 76				
320	H	Incarnate Word	58 55	58	H	Lamar University	57 79	335	A	Houston Baptist	74 83				
341	A	Northwestern St.	67 62	161	H	Abilene Christian	52 59	170	A	Xavier	45 61				
320	A	Incarnate Word	69 81	263	A	A&M-Corpus Christi	51 57								
292	H	Central Ark.	60 62												

Non-Div I Games: Dillard 68 59 Centenary (LA) 104 42 Trinity Baptist 93 38

New Orleans

Loss, Non-Conf, S Site, H Home A Away N Neutral



## Niagara

Through Games Of Feb. 7, 2019

Average RPI Win:	303	WON-LOST	WINNING	LAST 10	STRENGTH OF	OPP. STRENGTH	TEAM	ADJ.	CONF.	ADJ CONF.
Average RPI Loss:	116	RECORD	PCT. RANK	GAMES	SCHEDULE	OF SCHEDULE	RPI	RPI	RPI	RPI
DIV. I ONLY	11- 12	176	1- 0	273	160	221	221	25	25	
DIV. I NON-CONF.	4- 8	241	1- 0	166	81	240	240	28	28	
TOTALS	RPI 1-25	RPI 26-50	W-L RECORDS	RPI 51-100	RPI 101-150	RPI 150+				
11- 12	0- 3	0- 0	OVERALL	0- 4	0- 1	11- 4				
7- 4	0- 0	0- 0	HOME	0- 1	0- 1	7- 2				
3- 7	0- 3	0- 0	AWAY	0- 2	0- 0	3- 2				
1- 1	0- 0	0- 0	NEUTRAL	0- 1	0- 0	1- 0				
4- 8	0- 3	0- 0	NON-CONFERENCE	0- 2	0- 0	4- 3				
3- 2	0- 0	0- 0	HOME	0- 0	0- 0	3- 2				
0- 5	0- 3	0- 0	AWAY	0- 1	0- 0	0- 1				
1- 1	0- 0	0- 0	NEUTRAL	0- 1	0- 0	1- 0				
7- 4	0- 0	0- 0	CONFERENCE	0- 2	0- 1	7- 1				
4- 2	0- 0	0- 0	HOME	0- 1	0- 1	4- 0				
3- 2	0- 0	0- 0	AWAY	0- 1	0- 0	3- 1				
0- 0	0- 0	0- 0	NEUTRAL	0- 0	0- 0	0- 0				

RPI 1-25				RPI 26-50				RPI 51-100				RPI 101+ Team's RPI: 221			
RPI	S	Opponent	Score	RPI	S	Opponent	Score	RPI	S	Opponent	Score	RPI	S	Opponent	Score
9	A	Syracuse	45 94					60	A	Quinnipiac	42 62	145	H	Marist	58 87
11	A	Iowa St.	35 95					60	H	Quinnipiac	55 96	205	H	St. Bonaventure	48 76
24	A	Buffalo	61 88					66	A	West Virginia	32 84	219	H	Howard	61 68
								89	N	Yale	64 67	228	H	Colgate	74 69
												233	A	Monmouth	54 76
												246	H	Binghamton	79 72
												267	A	Saint Joseph's	54 68
												303	N	Morgan St.	67 57
												311	H	Fairfield	71 68
												313	A	Manhattan	58 54
												313	H	Manhattan	61 51
												314	H	Coppin St.	71 69
												322	A	Saint Peter's	75 66
												322	H	Saint Peter's	81 57
												332	A	Iona	58 46
												332	H	Iona	72 53
LAST 12 Division I GAMES:															
303	N	Morgan St.	67 57	313	A	Manhattan	58 54								
89	N	Yale	64 67	311	H	Fairfield	71 68								
60	A	Quinnipiac	42 62	60	H	Quinnipiac	55 96								
332	H	Iona	72 53	332	A	Iona	58 46								
322	H	Saint Peter's	81 57	322	A	Saint Peter's	75 66								
233	A	Monmouth	54 76	313	H	Manhattan	61 51								

Non-Div I Games:

Niagara

■ Loss, 
 ■ Non-Conf, 
 ■ S Site, 
 ■ Home 
 ■ A Away 
 N Neutral

Average RPI Win:	294	WON-LOST	WINNING	LAST 10	STRENGTH OF	OPP. STRENGTH	TEAM	ADJ.	CONF.	ADJ CONF.
Average RPI Loss:	115	RECORD	PCT. RANK	GAMES	SCHEDULE	OF SCHEDULE	RPI	RPI	RPI	RPI
DIV. I ONLY	10- 9	148	0- 1	288	209	185	185	26	26	
DIV. I NON-CONF.	4- 6	212	0- 1	202	95	174	174	23	23	
TOTALS	RPI 1-25	RPI 26-50	W-L RECORDS	RPI 51-100	RPI 101-150	RPI 150+				
10- 9	0- 1	0- 0	OVERALL	0- 4	0- 1	10- 3				
5- 1	0- 0	0- 0	HOME	0- 0	0- 0	5- 1				
4- 7	0- 1	0- 0	AWAY	0- 4	0- 1	4- 1				
1- 1	0- 0	0- 0	NEUTRAL	0- 0	0- 0	1- 1				
4- 6	0- 1	0- 0	NON-CONFERENCE	0- 2	0- 1	4- 2				
1- 0	0- 0	0- 0	HOME	0- 0	0- 0	1- 0				
2- 5	0- 1	0- 0	AWAY	0- 2	0- 1	2- 1				
1- 1	0- 0	0- 0	NEUTRAL	0- 0	0- 0	1- 1				
6- 3	0- 0	0- 0	CONFERENCE	0- 2	0- 0	6- 1				
4- 1	0- 0	0- 0	HOME	0- 0	0- 0	4- 1				
2- 2	0- 0	0- 0	AWAY	0- 2	0- 0	2- 0				
0- 0	0- 0	0- 0	NEUTRAL	0- 0	0- 0	0- 0				

RPI 1-25				RPI 26-50				RPI 51-100				RPI 101+ Team's RPI: 185			
RPI	S	Opponent	Score	RPI	S	Opponent	Score	RPI	S	Opponent	Score	RPI	S	Opponent	Score
2	A	Baylor	39 100					52	A	LSU	44 76	137	A	Tulane	46 71
								58	A	Lamar University	65 78	159	N	Delaware	56 71
								63	A	Auburn	59 80	175	A	Texas St.	67 72
								70	A	SFA	62 70	240	N	Texas Southern	58 57
												263	H	A&M-Corpus Christi	85 55
												266	A	Southeastern La.	73 66
												268	A	UTEP	58 56
												292	A	Central Ark.	64 60
												301	H	Mississippi Val.	72 47
												312	A	La.-Monroe	55 54
												320	H	Incarinate Word	86 62
												321	H	McNeese	68 69
												335	H	Houston Baptist	77 54
												341	H	Northwestern St.	97 86
LAST 12 Division I GAMES:															
159	N	Delaware	56 71	321	H	McNeese	68 69								
175	A	Texas St.	67 72	335	H	Houston Baptist	77 54								
266	A	Southeastern La.	73 66	70	A	SFA	62 70								
58	A	Lamar University	65 78	320	H	Incarinate Word	86 62								
263	H	A&M-Corpus Christi	85 55	341	H	Northwestern St.	97 86								
292	A	Central Ark.	64 60	52	A	LSU	44 76								

Non-Div I Games: Southern-N.O. 86 49 William Carey 86 45

Nicholls St.

Loss, Non-Conf, S Site, H Home A Away N Neutral

Average RPI Win:	301	WON-LOST	WINNING	LAST 10	STRENGTH OF	OPP. STRENGTH	TEAM	ADJ.	CONF.	ADJ CONF.
Average RPI Loss:	173	RECORD	PCT. RANK	GAMES	SCHEDULE	OF SCHEDULE	RPI	RPI	RPI	RPI
DIV. I ONLY	9- 10	184	1- 0	333	305	270	270	32	32	
DIV. I NON-CONF.	3- 8	267	1- 0	270	179	300	300	32	32	
TOTALS	RPI 1-25	RPI 26-50	W-L RECORDS	RPI 51-100	RPI 101-150	RPI 150+				
9- 10	0- 0	0- 0	OVERALL	0- 1	0- 4	9- 5				
5- 3	0- 0	0- 0	HOME	0- 0	0- 1	5- 2				
3- 7	0- 0	0- 0	AWAY	0- 1	0- 3	3- 3				
1- 0	0- 0	0- 0	NEUTRAL	0- 0	0- 0	1- 0				
3- 8	0- 0	0- 0	NON-CONFERENCE	0- 1	0- 4	3- 3				
2- 2	0- 0	0- 0	HOME	0- 0	0- 1	2- 1				
0- 6	0- 0	0- 0	AWAY	0- 1	0- 3	0- 2				
1- 0	0- 0	0- 0	NEUTRAL	0- 0	0- 0	1- 0				
6- 2	0- 0	0- 0	CONFERENCE	0- 0	0- 0	6- 2				
3- 1	0- 0	0- 0	HOME	0- 0	0- 0	3- 1				
3- 1	0- 0	0- 0	AWAY	0- 0	0- 0	3- 1				
0- 0	0- 0	0- 0	NEUTRAL	0- 0	0- 0	0- 0				

RPI 1-25				RPI 26-50				RPI 51-100				RPI 101+				Team's RPI: 270	
RPI	S	Opponent	Score	RPI	S	Opponent	Score	RPI	S	Opponent	Score	RPI	S	Opponent	Score		
								76	A	Old Dominion	53	69	109	A	Wake Forest	61	63
												124	A	High Point	51	83	
												138	A	Lehigh	41	62	
												149	H	William & Mary	44	55	
												179	H	UMES	43	59	
												198	A	Ole Miss	42	60	
												213	H	Navy	65	58	
												219	A	Howard	70	74	
												245	N	Liberty	66	53	
												254	H	Campbell	49	57	
												264	H	Bethune-Cookman	57	50	
												280	A	La Salle	52	62	
												291	A	South Carolina St.	57	50	
												314	A	Coppin St.	68	63	
												342	H	Longwood	74	42	
												346	H	Delaware St.	63	50	
												348	A	Savannah St.	78	42	
												349	H	Florida A&M	60	58	
LAST 12 Division I GAMES:																	
				245	N	Liberty	66	53				314	A	Coppin St.	68	63	
				219	A	Howard	70	74				349	H	Florida A&M	60	58	
				179	H	UMES	43	59				346	H	Delaware St.	63	50	
				291	A	South Carolina St.	57	50				109	A	Wake Forest	61	63	
				348	A	Savannah St.	78	42				149	H	William & Mary	44	55	
				264	H	Bethune-Cookman	57	50				124	A	High Point	51	83	

Non-Div I Games: Cheyney 93 40 Saint Augustine's 71 38

Norfolk St.

Average RPI Win:	268	WON-LOST	WINNING	LAST 10	STRENGTH OF	OPP. STRENGTH	TEAM	ADJ.	CONF.	ADJ CONF.
Average RPI Loss:	101	RECORD	PCT. RANK	GAMES	SCHEDULE	OF SCHEDULE	RPI	RPI	RPI	RPI
DIV. I ONLY	12- 3	24	0- 0	341	221	144	144	24	24	
DIV. I NON-CONF.	5- 1	37	0- 0	347	159	161	161	26	26	
TOTALS	RPI 1-25	RPI 26-50	W-L RECORDS	RPI 51-100	RPI 101-150	RPI 150+				
12- 3	0- 0	0- 0	OVERALL	0- 2	0- 0	12- 1				
4- 1	0- 0	0- 0	HOME	0- 1	0- 0	4- 0				
6- 2	0- 0	0- 0	AWAY	0- 1	0- 0	6- 1				
2- 0	0- 0	0- 0	NEUTRAL	0- 0	0- 0	2- 0				
5- 1	0- 0	0- 0	NON-CONFERENCE	0- 0	0- 0	5- 1				
1- 0	0- 0	0- 0	HOME	0- 0	0- 0	1- 0				
2- 1	0- 0	0- 0	AWAY	0- 0	0- 0	2- 1				
2- 0	0- 0	0- 0	NEUTRAL	0- 0	0- 0	2- 0				
7- 2	0- 0	0- 0	CONFERENCE	0- 2	0- 0	7- 0				
3- 1	0- 0	0- 0	HOME	0- 1	0- 0	3- 0				
4- 1	0- 0	0- 0	AWAY	0- 1	0- 0	4- 0				
0- 0	0- 0	0- 0	NEUTRAL	0- 0	0- 0	0- 0				

RPI 1-25			RPI 26-50			RPI 51-100			RPI 101+			Team's RPI: 144
RPI	S	Opponent	Score	RPI	S	Opponent	Score	RPI	S	Opponent	Score	
						67 A FGCU	51 76	170 A Xavier			81 94	
						67 H FGCU	52 68	174 A Vanderbilt			74 71	
								200 N Southeast Mo. St.			80 67	
								211 H Stetson			71 55	
								225 A Jacksonville			62 59	
								236 H Alabama St.			68 42	
								283 A North Florida			70 64	
								296 H Kennesaw St.			80 55	
								301 A Mississippi Val.			86 72	
								310 A NJIT			77 54	
								310 H NJIT			72 60	
								329 A Lipscomb			81 60	
								336 N Western Caro.			89 66	
LAST 12 Division I GAMES:												
67 A FGCU			51 76	310 H NJIT			72 60					
329 A Lipscomb			81 60	67 H FGCU			52 68					
310 A NJIT			77 54	283 A North Florida			70 64					
296 H Kennesaw St.			80 55	301 A Mississippi Val.			86 72					
211 H Stetson			71 55	170 A Xavier			81 94					
225 A Jacksonville			62 59	336 N Western Caro.			89 66					

Non-Div I Games: Stillman 99 43 Martin Methodist 79 48 Lane 98 57 Blue Mountain (MS) 70 42 North Ala.

## North Carolina

Through Games Of Feb. 7, 2019

Average RPI Win:	106	WON-LOST	WINNING	LAST 10	STRENGTH OF	OPP. STRENGTH	TEAM	ADJ.	CONF.	ADJ CONF.
Average RPI Loss:	51	RECORD	PCT. RANK	GAMES	SCHEDULE	OF SCHEDULE	RPI	RPI	RPI	RPI
DIV. I ONLY	14- 10	126	0- 1	3	18	29	29	1	1	
DIV. I NON-CONF.	9- 5	105	0- 0	37	79	50	50	1	1	
TOTALS	RPI 1-25	RPI 26-50	W-L RECORDS	RPI 51-100	RPI 101-150	RPI 150+				
14- 10	2- 4	3- 1	OVERALL	2- 3	4- 2	3- 0				
8- 3	1- 1	1- 0	HOME	1- 2	3- 0	2- 0				
3- 5	1- 3	0- 0	AWAY	1- 0	0- 2	1- 0				
3- 2	0- 0	2- 1	NEUTRAL	0- 1	1- 0	0- 0				
9- 5	0- 0	2- 1	NON-CONFERENCE	1- 2	3- 2	3- 0				
5- 1	0- 0	0- 0	HOME	1- 1	2- 0	2- 0				
1- 2	0- 0	0- 0	AWAY	0- 0	0- 2	1- 0				
3- 2	0- 0	2- 1	NEUTRAL	0- 1	1- 0	0- 0				
5- 5	2- 4	1- 0	CONFERENCE	1- 1	1- 0	0- 0				
3- 2	1- 1	1- 0	HOME	0- 1	1- 0	0- 0				
2- 3	1- 3	0- 0	AWAY	1- 0	0- 0	0- 0				
0- 0	0- 0	0- 0	NEUTRAL	0- 0	0- 0	0- 0				

RPI 1-25				RPI 26-50				Team's RPI: 29	RPI 51-100				RPI 101+			
RPI	S	Opponent	Score	RPI	S	Opponent	Score		RPI	S	Opponent	Score	RPI	S	Opponent	Score
1	H	Notre Dame	78 73	26	N	Kentucky	75 85		61	H	Duke	69 85	101	A	Ohio St.	69 76
3	A	Louisville	66 73	34	N	Rice	71 50		62	A	Virginia Tech	81 69	109	H	Wake Forest	84 61
9	A	Syracuse	77 90	47	N	UCLA	83 49		63	N	Auburn	81 86	113	H	VCU	59 47
10	A	NC State	64 51	49	H	Georgia Tech	91 90		73	H	Maine	73 85	119	H	UNCW	82 55
18	H	Florida St.	63 64						84	H	Kent St.	73 60	132	A	Colorado	74 86
22	A	Miami (FL)	68 76										136	N	South Fla.	71 69
													197	A	Elon	100 69
													219	H	Howard	85 63
													306	H	UNC Greensboro	83 62
LAST 12 Division I GAMES:																
61	H	Duke	69 85	109	H	Wake Forest	84 61									
10	A	NC State	64 51	9	A	Syracuse	77 90									
49	H	Georgia Tech	91 90	18	H	Florida St.	63 64									
1	H	Notre Dame	78 73	3	A	Louisville	66 73									
62	A	Virginia Tech	81 69	219	H	Howard	85 63									
22	A	Miami (FL)	68 76	63	N	Auburn	81 86									

Non-Div I Games:

North Carolina

■ Loss, 
 ■ Non-Conf, S Site, 
 ■ Home 
 ■ Away 
 N Neutral

# North Dakota

Through Games Of Feb. 7, 2019

Average RPI Win:	272	WON-LOST	WINNING	LAST 10	STRENGTH OF	OPP. STRENGTH	TEAM	ADJ.	CONF.	ADJ CONF.
Average RPI Loss:	145	RECORD	PCT. RANK	GAMES	SCHEDULE	OF SCHEDULE	RPI	RPI	RPI	RPI
DIV. I ONLY	9- 14	235	1- 0	266	161	229	229	18	18	
DIV. I NON-CONF.	4- 8	241	0- 0	206	90	196	196	18	18	
TOTALS	RPI 1-25	RPI 26-50	W-L RECORDS	RPI 51-100	RPI 101-150	RPI 150+				
9- 14	0- 2	0- 2	OVERALL	0- 1	0- 1	9- 8				
3- 4	0- 0	0- 2	HOME	0- 0	0- 0	3- 2				
4- 10	0- 2	0- 0	AWAY	0- 1	0- 1	4- 6				
2- 0	0- 0	0- 0	NEUTRAL	0- 0	0- 0	2- 0				
4- 8	0- 2	0- 0	NON-CONFERENCE	0- 1	0- 1	4- 4				
0- 1	0- 0	0- 0	HOME	0- 0	0- 0	0- 1				
2- 7	0- 2	0- 0	AWAY	0- 1	0- 1	2- 3				
2- 0	0- 0	0- 0	NEUTRAL	0- 0	0- 0	2- 0				
5- 6	0- 0	0- 2	CONFERENCE	0- 0	0- 0	5- 4				
3- 3	0- 0	0- 2	HOME	0- 0	0- 0	3- 1				
2- 3	0- 0	0- 0	AWAY	0- 0	0- 0	2- 3				
0- 0	0- 0	0- 0	NEUTRAL	0- 0	0- 0	2- 0				

RPI 1-25				RPI 26-50				RPI 51-100				RPI 101+				Team's RPI: 229	
RPI	S	Opponent	Score	RPI	S	Opponent	Score	RPI	S	Opponent	Score	RPI	S	Opponent	Score		
9	A	Syracuse	49 85	27	H	South Dakota St.	48 66	92	A	UNI	60 64	121	A	Penn St.	68 75		
11	A	Iowa St.	35 87	38	H	South Dakota	50 80					169	A	Denver	66 87		
												180	A	Oral Roberts	75 67		
												184	A	Illinois St.	55 67		
												190	H	Milwaukee	46 64		
												196	A	Massachusetts	59 52		
												211	A	Stetson	63 74		
												215	A	Rhode Island	63 77		
												224	A	Western Ill.	90 111		
												224	H	Western Ill.	80 92		
												234	N	San Francisco	100 97		
												281	N	Western Mich.	62 50		
												294	A	Valparaiso	62 56		
												308	A	Omaha	69 68		
												308	H	Omaha	68 57		
												316	A	North Dakota St.	57 69		
												316	H	North Dakota St.	70 58		
												333	H	Purdue Fort Wayne	79 60		
LAST 12 Division I GAMES:																	
316	H	North Dakota St.	70 58	224	H	Western Ill.	80 92										
308	A	Omaha	69 68	308	H	Omaha	68 57										
224	A	Western Ill.	90 111	169	A	Denver	66 87										
38	H	South Dakota	50 80	180	A	Oral Roberts	75 67										
316	A	North Dakota St.	57 69	333	H	Purdue Fort Wayne	79 60										
27	H	South Dakota St.	48 66	234	N	San Francisco	100 97										

Non-Div I Games: Mayville St. 84 50

North Dakota

Loss, Non-Conf, S Site, H Home A Away N Neutral

KORIN BARNES DIV.				THROUGH GAMES OF FEB. 7, 1919						
Average RPI Win:	281	WON-LOST	WINNING	LAST 10	STRENGTH OF	OPP. STRENGTH	TEAM	ADJ.	CONF.	ADJ CONF.
Average RPI Loss:	167	RECORD	PCT. RANK	GAMES	SCHEDULE	OF SCHEDULE	RPI	RPI	RPI	RPI
DIV. I ONLY	5- 16	304	0- 1	284	198	316	316	18	18	
DIV. I NON-CONF.	2- 9	297	0- 0	298	182	330	330	18	18	
TOTALS	RPI 1-25	RPI 26-50	W-L RECORDS	RPI 51-100	RPI 101-150	RPI 150+				
5- 16	0- 0	0- 2	OVERALL	0- 3	0- 0	5- 11				
4- 4	0- 0	0- 1	HOME	0- 1	0- 0	4- 2				
1- 10	0- 0	0- 1	AWAY	0- 2	0- 0	1- 7				
0- 2	0- 0	0- 0	NEUTRAL	0- 0	0- 0	0- 2				
2- 9	0- 0	0- 0	NON-CONFERENCE	0- 3	0- 0	2- 6				
1- 3	0- 0	0- 0	HOME	0- 1	0- 0	1- 2				
1- 4	0- 0	0- 0	AWAY	0- 2	0- 0	1- 2				
0- 2	0- 0	0- 0	NEUTRAL	0- 0	0- 0	0- 2				
3- 7	0- 0	0- 2	CONFERENCE	0- 0	0- 0	3- 5				
3- 1	0- 0	0- 1	HOME	0- 0	0- 0	3- 0				
0- 6	0- 0	0- 1	AWAY	0- 0	0- 0	0- 5				
0- 0	0- 0	0- 0	NEUTRAL	0- 0	0- 0	0- 0				

RPI 1-25				RPI 26-50				RPI 51-100				RPI 101+				Team's RPI: 316	
RPI	S	Opponent	Score	RPI	S	Opponent	Score	RPI	S	Opponent	Score	RPI	S	Opponent	Score		
				27	A	South Dakota St.	33 86	78	A	Pacific	68 75	169	A	Denver	54 81		
				38	H	South Dakota	41 67	97	A	Northern Ill.	63 81	180	A	Oral Roberts	72 101		
								99	H	Creighton	51 86	181	A	Wisconsin	53 64		
												182	N	North Texas	78 92		
												190	H	Milwaukee	55 57		
												211	A	Stetson	59 60		
												220	H	UMKC	59 69		
												224	A	Western Ill.	70 82		
												224	H	Western Ill.	68 60		
												229	A	North Dakota	58 70		
												229	H	North Dakota	69 57		
												234	N	San Francisco	42 75		
												294	A	Valparaiso	51 48		
												308	A	Omaha	61 78		
												326	H	New Hampshire	56 51		
												333	H	Purdue Fort Wayne	70 54		
LAST 12 Division I GAMES:																	
				229	A	North Dakota	58 70	224	H	Western Ill.	68 60						
				224	A	Western Ill.	70 82	308	A	Omaha	61 78						
				180	A	Oral Roberts	72 101	38	H	South Dakota	41 67						
				27	A	South Dakota St.	33 86	333	H	Purdue Fort Wayne	70 54						
				229	H	North Dakota	69 57	211	A	Stetson	59 60						
				169	A	Denver	54 81	234	N	San Francisco	42 75						

Non-Div I Games:	Mayville St.	49	43
------------------	--------------	----	----

North Dakota St.

Loss, Non-Conf, S Site, H Home A Away N Neutral

# North Florida

Through Games Of Feb. 7, 2019

Average RPI Win:	307	WON-LOST	WINNING	LAST 10	STRENGTH OF	OPP. STRENGTH	TEAM	ADJ.	CONF.	ADJ CONF.
Average RPI Loss:	165	RECORD	PCT. RANK	GAMES	SCHEDULE	OF SCHEDULE	RPI	RPI	RPI	RPI
DIV. I ONLY	7- 11	238	1- 0	299	268	283	283	24	24	
DIV. I NON-CONF.	3- 6	241	0- 0	308	284	319	319	26	26	
TOTALS	RPI 1-25	RPI 26-50	W-L RECORDS	RPI 51-100	RPI 101-150	RPI 150+				
7- 11	0- 1	0- 1	OVERALL	0- 2	0- 1	7- 6				
5- 4	0- 0	0- 0	HOME	0- 1	0- 1	5- 2				
2- 7	0- 1	0- 1	AWAY	0- 1	0- 0	2- 4				
0- 0	0- 0	0- 0	NEUTRAL	0- 0	0- 0	0- 0				
3- 6	0- 1	0- 1	NON-CONFERENCE	0- 0	0- 0	3- 4				
3- 1	0- 0	0- 0	HOME	0- 0	0- 0	3- 1				
0- 5	0- 1	0- 1	AWAY	0- 0	0- 0	0- 3				
0- 0	0- 0	0- 0	NEUTRAL	0- 0	0- 0	0- 0				
4- 5	0- 0	0- 0	CONFERENCE	0- 2	0- 1	4- 2				
2- 3	0- 0	0- 0	HOME	0- 1	0- 1	2- 1				
2- 2	0- 0	0- 0	AWAY	0- 1	0- 0	2- 1				
0- 0	0- 0	0- 0	NEUTRAL	0- 0	0- 0	0- 0				

RPI S	Opponent	Score	RPI S	Opponent	Score	RPI S	Opponent	Score	RPI S	Opponent	Score	Team's RPI: 283
18	A Florida St.	53 74	41	A Indiana	52 75	67	A FGCU	48 80	144	H North Ala.	64 70	
						67	H FGCU	66 105	198	A Ole Miss	69 82	
									211	H Stetson	71 57	
									225	H Jacksonville	72 80	
									245	A Liberty	53 69	
									247	A Colorado St.	59 61	
									264	A Bethune-Cookman	60 76	
									296	A Kennesaw St.	71 60	
									304	H Alabama A&M	62 63	
									315	H FIU	62 53	
									319	H Charleston So.	82 76	
									329	A Lipscomb	68 53	
									329	H Lipscomb	72 66	
									349	H Florida A&M	64 53	
LAST 12 Division I GAMES:												
329	H Lipscomb	72 66	67	H FGCU	66 105	329	A Lipscomb	68 53	144	H North Ala.	64 70	
296	A Kennesaw St.	71 60	144	H North Ala.	64 70	198	A Ole Miss	69 82	304	H Alabama A&M	62 63	
67	A FGCU	48 80	198	A Ole Miss	69 82	264	A Bethune-Cookman	60 76				
225	H Jacksonville	72 80										
245	A Liberty	53 69										
211	H Stetson	71 57										

Non-Div I Games: Trinity Baptist 99 40 Warner 67 36

North Florida

Loss, Non-Conf, S Site, H Home A Away N Neutral



North Texas

Through Games Of Feb. 7, 2019

Average RPI Win:	221	WON-LOST	WINNING	LAST 10	STRENGTH OF	OPP. STRENGTH	TEAM	ADJ.	CONF.	ADJ CONF.
Average RPI Loss:	122	RECORD	PCT. RANK	GAMES	SCHEDULE	OF SCHEDULE	RPI	RPI	RPI	RPI
DIV. I ONLY	8- 11	223	0- 1	116	159	182	182	14	14	
DIV. I NON-CONF.	4- 5	190	0- 0	213	134	237	237	19	19	
TOTALS	RPI 1-25	RPI 26-50	W-L RECORDS	RPI 51-100	RPI 101-150	RPI 150+				
8- 11	0- 0	0- 3	OVERALL	1- 3	0- 1	7- 4				
5- 4	0- 0	0- 1	HOME	1- 1	0- 0	4- 2				
2- 6	0- 0	0- 1	AWAY	0- 2	0- 1	2- 2				
1- 1	0- 0	0- 1	NEUTRAL	0- 0	0- 0	1- 0				
4- 5	0- 0	0- 2	NON-CONFERENCE	1- 1	0- 0	3- 2				
3- 2	0- 0	0- 1	HOME	1- 0	0- 0	2- 1				
0- 2	0- 0	0- 0	AWAY	0- 1	0- 0	0- 1				
1- 1	0- 0	0- 1	NEUTRAL	0- 0	0- 0	1- 0				
4- 6	0- 0	0- 1	CONFERENCE	0- 2	0- 1	4- 2				
2- 2	0- 0	0- 0	HOME	0- 1	0- 0	2- 1				
2- 4	0- 0	0- 1	AWAY	0- 1	0- 1	2- 1				
0- 0	0- 0	0- 0	NEUTRAL	0- 0	0- 0	0- 0				

RPI 1-25				RPI 26-50				RPI 51-100				RPI 101+				Team's RPI: 182	
RPI	S	Opponent	Score	RPI	S	Opponent	Score	RPI	S	Opponent	Score	RPI	S	Opponent	Score		
				32	H	Texas	54 64	53	A	Kansas St.	42 60	127	A	UAB	60 70		
				34	A	Rice	52 64	56	A	Middle Tenn.	46 61	155	A	Louisiana Tech	65 54		
				50	N	Wyoming	49 53	68	H	Missouri St.	83 76	167	H	Charlotte	68 63		
								76	H	Old Dominion	71 72	187	A	Southern Miss.	62 48		
												206	H	Utah St.	41 57		
												209	A	SMU	66 73		
												217	A	Marshall	55 67		
												268	H	UTEP	70 51		
												274	H	CSU Bakersfield	71 59		
												286	H	UTSA	54 57		
												316	N	North Dakota St.	92 78		
												335	H	Houston Baptist	100 75		
LAST 12 Division I GAMES:																	
				217	A	Marshall	55 67	286	H	UTSA	54 57						
				167	H	Charlotte	68 63	268	H	UTEP	70 51						
				76	H	Old Dominion	71 72	187	A	Southern Miss.	62 48						
				56	A	Middle Tenn.	46 61	155	A	Louisiana Tech	65 54						
				127	A	UAB	60 70	274	H	CSU Bakersfield	71 59						
				34	A	Rice	52 64	206	H	Utah St.	41 57						

Non-Div I Games: Mid-Amer. Christian82 35 Xavier (LA) 59 46 Okla. Panhandle 93 52

North Texas

Loss, Non-Conf, S Site, H Home A Away N Neutral

## Northeastern

Through Games Of Feb. 7, 2019

Average RPI Win:	190	WON-LOST	WINNING	LAST 10	STRENGTH OF	OPP. STRENGTH	TEAM	ADJ.	CONF.	ADJ CONF.
Average RPI Loss:	126	RECORD	PCT. RANK	GAMES	SCHEDULE	OF SCHEDULE	RPI	RPI	RPI	RPI
DIV. I ONLY	14- 6	69	0- 1	148	158	79	79	10	10	
DIV. I NON-CONF.	10- 1	17	0- 0	167	218	31	31	10	10	
TOTALS	RPI 1-25	RPI 26-50	W-L RECORDS	RPI 51-100	RPI 101-150	RPI 150+				
14- 6	0- 0	0- 1	OVERALL	2- 1	3- 3	9- 1				
9- 1	0- 0	0- 0	HOME	1- 1	2- 0	6- 0				
5- 5	0- 0	0- 1	AWAY	1- 0	1- 3	3- 1				
0- 0	0- 0	0- 0	NEUTRAL	0- 0	0- 0	0- 0				
10- 1	0- 0	0- 0	NON-CONFERENCE	2- 0	2- 1	6- 0				
6- 0	0- 0	0- 0	HOME	1- 0	1- 0	4- 0				
4- 1	0- 0	0- 0	AWAY	1- 0	1- 1	2- 0				
0- 0	0- 0	0- 0	NEUTRAL	0- 0	0- 0	0- 0				
4- 5	0- 0	0- 1	CONFERENCE	0- 1	1- 2	3- 1				
3- 1	0- 0	0- 0	HOME	0- 1	1- 0	2- 0				
1- 4	0- 0	0- 1	AWAY	0- 0	0- 2	1- 1				
0- 0	0- 0	0- 0	NEUTRAL	0- 0	0- 0	0- 0				

RPI 1-25			RPI 26-50			RPI 51-100			Team's RPI: 79	RPI 101+		
RPI	S	Opponent	Score	RPI	S	Opponent	Score	RPI	S	Opponent	Score	
				40	A	James Madison	49 84	73	H	Maine	63 55	105 A Dayton 84 79
								85	H	Drexel	59 61	118 A Towson 83 88
								100	A	Providence	65 59	119 A UNCW 70 83
												139 H Fordham 58 54
												145 A Marist 84 90
												149 H William & Mary 88 74
												159 H Delaware 75 62
												165 H Boston U. 81 51
												196 H Massachusetts 53 52
												197 H Elon 79 71
												203 A Florida 79 66
												249 H Air Force 54 41
												250 A Hofstra 61 78
												289 A Col. of Charleston 87 56
												311 A Fairfield 59 50
												326 H New Hampshire 69 54
LAST 12 Division I GAMES:												
119	A	UNCW	70 83	118	A	Towson	83 88					
289	A	Col. of Charleston	87 56	149	H	William & Mary	88 74					
250	A	Hofstra	61 78	197	H	Elon	79 71					
159	H	Delaware	75 62	73	H	Maine	63 55					
85	H	Drexel	59 61	145	A	Marist	84 90					
40	A	James Madison	49 84	100	A	Providence	65 59					

Non-Div I Games:

Northeastern

■ Loss, 
 ■ Non-Conf, 
 ■ S Site, 
 ■ H Home 
 ■ A Away 
 N Neutral

Average RPI Win:	217	WON-LOST	WINNING	LAST 10	STRENGTH OF	OPP. STRENGTH	TEAM	ADJ.	CONF.	ADJ CONF.
Average RPI Loss:	154	RECORD	PCT. RANK	GAMES	SCHEDULE	OF SCHEDULE	RPI	RPI	RPI	RPI
DIV. I ONLY	7- 14	256	0- 1	219	135	244	244	16	16	
DIV. I NON-CONF.	4- 5	190	0- 1	223	116	194	194	12	12	
TOTALS	RPI 1-25	RPI 26-50	W-L RECORDS	RPI 51-100	RPI 101-150	RPI 150+				
7- 14	0- 0	0- 0	OVERALL	1- 4	2- 4	4- 6				
3- 5	0- 0	0- 0	HOME	0- 3	1- 0	2- 2				
4- 8	0- 0	0- 0	AWAY	1- 1	1- 4	2- 3				
0- 1	0- 0	0- 0	NEUTRAL	0- 0	0- 0	0- 1				
4- 5	0- 0	0- 0	NON-CONFERENCE	0- 2	2- 1	2- 2				
2- 1	0- 0	0- 0	HOME	0- 1	1- 0	1- 0				
2- 3	0- 0	0- 0	AWAY	0- 1	1- 1	1- 1				
0- 1	0- 0	0- 0	NEUTRAL	0- 0	0- 0	0- 1				
3- 9	0- 0	0- 0	CONFERENCE	1- 2	0- 3	2- 4				
1- 4	0- 0	0- 0	HOME	0- 2	0- 0	1- 2				
2- 5	0- 0	0- 0	AWAY	1- 0	0- 3	1- 2				
0- 0	0- 0	0- 0	NEUTRAL	0- 0	0- 0	0- 0				

RPI 1-25				RPI 26-50				RPI 51-100				RPI 101+ Team's RPI: 244			
RPI	S	Opponent	Score	RPI	S	Opponent	Score	RPI	S	Opponent	Score	RPI	S	Opponent	Score
								51	H	New Mexico	55 84	102	A	Loyola Marymount	63 62
								65	A	Arizona	47 71	108	A	Northern Colo.	53 63
								91	H	Idaho	69 86	117	H	Fresno St.	86 73
								98	A	Idaho St.	81 77	140	A	Montana St.	70 80
								98	H	Idaho St.	69 80	141	A	Washington	59 81
												147	A	Montana	62 78
												154	A	Portland St.	55 72
												199	H	Eastern Wash.	62 64
												209	N	SMU	48 55
												231	A	Sacramento St.	61 65
												247	A	Colorado St.	54 65
												273	A	Southern Utah	78 69
												273	H	Southern Utah	76 82
												282	H	California Baptist	91 88
												305	H	Weber St.	74 64
												339	A	Seattle U	65 58
LAST 12 Division I GAMES:															
209	N	SMU	48 55	154	A	Portland St.	55 72								
98	A	Idaho St.	81 77	231	A	Sacramento St.	61 65								
199	H	Eastern Wash.	62 64	273	H	Southern Utah	76 82								
91	H	Idaho	69 86	98	H	Idaho St.	69 80								
273	A	Southern Utah	78 69	305	H	Weber St.	74 64								
108	A	Northern Colo.	53 63	140	A	Montana St.	70 80								

Non-Div I Games:

Northern Ariz.

■ Loss, 
■ Non-Conf, S Site, 
■ Home 
■ Away 
N Neutral

Average RPI Win:	183	WON-LOST	WINNING	LAST 10	STRENGTH OF	OPP. STRENGTH	TEAM	ADJ.	CONF.	ADJ CONF.
Average RPI Loss:	153	RECORD	PCT. RANK	GAMES	SCHEDULE	OF SCHEDULE	RPI	RPI	RPI	RPI
DIV. I ONLY	14- 6	69	1- 0	223	97	108	108	16	16	
DIV. I NON-CONF.	5- 4	139	0- 0	250	20	118	118	12	12	
TOTALS	RPI 1-25	RPI 26-50	W-L RECORDS	RPI 51-100	RPI 101-150	RPI 150+				
14- 6	0- 0	0- 1	OVERALL	2- 1	3- 2	9- 2				
7- 2	0- 0	0- 0	HOME	1- 0	1- 1	5- 1				
7- 4	0- 0	0- 1	AWAY	1- 1	2- 1	4- 1				
0- 0	0- 0	0- 0	NEUTRAL	0- 0	0- 0	0- 0				
5- 4	0- 0	0- 1	NON-CONFERENCE	0- 1	1- 1	4- 1				
3- 0	0- 0	0- 0	HOME	0- 0	1- 0	2- 0				
2- 4	0- 0	0- 1	AWAY	0- 1	0- 1	2- 1				
0- 0	0- 0	0- 0	NEUTRAL	0- 0	0- 0	0- 0				
9- 2	0- 0	0- 0	CONFERENCE	2- 0	2- 1	5- 1				
4- 2	0- 0	0- 0	HOME	1- 0	0- 1	3- 1				
5- 0	0- 0	0- 0	AWAY	1- 0	2- 0	2- 0				
0- 0	0- 0	0- 0	NEUTRAL	0- 0	0- 0	0- 0				

RPI S	Opponent	Score	RPI S	Opponent	Score	RPI S	Opponent	Score	RPI S	Opponent	Score	Team's RPI: 108
39	A BYU	50 70	52	A LSU	57 62	131	H Chattanooga	68 65	132	A Colorado	69 77	
			91	A Idaho	86 72	140	A Montana St.	84 73	140	H Montana St.	66 79	
			98	H Idaho St.	60 56	147	A Montana	73 62	154	H Portland St.	79 63	
						169	H Denver	74 66	199	A Eastern Wash.	67 62	
						209	H SMU	58 57	231	H Sacramento St.	82 69	
						234	A San Francisco	68 63	244	H Northern Ariz.	63 53	
						247	A Colorado St.	53 47	249	A Air Force	57 69	
						273	A Southern Utah	71 44	305	H Weber St.	54 55	
LAST 12 Division I GAMES:												
140	A Montana St.	84 73	147	A Montana	73 62							
244	H Northern Ariz.	63 53	199	A Eastern Wash.	67 62							
273	A Southern Utah	71 44	91	A Idaho	86 72							
98	H Idaho St.	60 56	154	H Portland St.	79 63							
305	H Weber St.	54 55	231	H Sacramento St.	82 69							
140	H Montana St.	66 79	39	A BYU	50 70							

Non-Div I Games:

Northern Colo.

■ Loss, 
 ■ Non-Conf, S Site, 
 ■ Home 
 ■ Away 
 N Neutral

Average RPI Win:	206	WON-LOST	WINNING	LAST 10	STRENGTH OF	OPP. STRENGTH	TEAM	ADJ.	CONF.	ADJ CONF.
Average RPI Loss:	65	RECORD	PCT. RANK	GAMES	SCHEDULE	OF SCHEDULE	RPI	RPI	RPI	RPI
DIV. I ONLY	13- 8	107	1- 0	104	100	97	97	7	7	
DIV. I NON-CONF.	8- 4	91	1- 0	234	128	111	111	8	8	
TOTALS	RPI 1-25	RPI 26-50	W-L RECORDS	RPI 51-100	RPI 101-150	RPI 150+				
13- 8	0- 3	0- 2	OVERALL	3- 1	1- 1	9- 1				
9- 2	0- 1	0- 1	HOME	3- 0	1- 0	5- 0				
2- 6	0- 2	0- 1	AWAY	0- 1	0- 1	2- 1				
2- 0	0- 0	0- 0	NEUTRAL	0- 0	0- 0	2- 0				
8- 4	0- 1	0- 1	NON-CONFERENCE	2- 0	0- 1	6- 1				
6- 0	0- 0	0- 0	HOME	2- 0	0- 0	4- 0				
0- 4	0- 1	0- 1	AWAY	0- 0	0- 1	0- 1				
2- 0	0- 0	0- 0	NEUTRAL	0- 0	0- 0	2- 0				
5- 4	0- 2	0- 1	CONFERENCE	1- 1	1- 0	3- 0				
3- 2	0- 1	0- 1	HOME	1- 0	1- 0	1- 0				
2- 2	0- 1	0- 0	AWAY	0- 1	0- 0	2- 0				
0- 0	0- 0	0- 0	NEUTRAL	0- 0	0- 0	0- 0				

RPI 1-25				RPI 26-50				RPI 51-100				Team's RPI: 97		RPI 101+					
RPI	S	Opponent	Score	RPI	S	Opponent	Score	RPI	S	Opponent	Score		RPI	S	Opponent	Score			
11	A	Iowa St.	60 70	35	H	Ohio	53 69	55	H	Miami (OH)	82 71		142	H	Akron	70 59			
23	H	Central Mich.	66 89	41	A	Indiana	73 91	84	A	Kent St.	78 87		147	A	Montana	70 86			
24	A	Buffalo	64 93					89	H	Yale	89 80		151	A	Southern Ill.	73 82			
								92	H	UNI	70 59		183	A	Eastern Mich.	68 65			
													224	N	Western Ill.	86 61			
													235	A	Bowling Green	66 52			
													235	H	Bowling Green	88 47			
													238	H	Brown	109 102			
													242	N	Nevada	98 69			
													285	H	Eastern Ill.	78 59			
													316	H	North Dakota St.	81 63			
													347	H	Chicago St.	114 52			
LAST 12 Division I GAMES:																			
242	N	Nevada	98 69	35	H	Ohio	53 69	142	H	Akron	70 59	235	A	Bowling Green	66 52	23	H	Central Mich.	66 89
92	H	UNI	70 59	11	A	Iowa St.	60 70	55	A	Bowling Green	66 52	84	A	Kent St.	78 87	89	H	Yale	89 80
235	H	Bowling Green	88 47	235	H	Bowling Green	88 47	92	H	UNI	70 59	147	A	Montana	70 86	151	A	Southern Ill.	73 82
183	A	Eastern Mich.	68 65	242	N	Nevada	98 69	183	A	Eastern Mich.	68 65	224	N	Western Ill.	86 61	235	A	Bowling Green	66 52
24	A	Buffalo	64 93	92	H	UNI	70 59	235	H	Bowling Green	88 47	235	H	Bowling Green	88 47	238	H	Brown	109 102
				11	A	Iowa St.	60 70	55	A	Bowling Green	66 52	242	N	Nevada	98 69	285	H	Eastern Ill.	78 59
				235	H	Bowling Green	88 47	92	H	UNI	70 59	316	H	North Dakota St.	81 63	347	H	Chicago St.	114 52
				183	A	Eastern Mich.	68 65	142	H	Akron	70 59								
				24	A	Buffalo	64 93	55	H	Miami (OH)	82 71								

Non-Div I Games:

Northern Ill.

Average RPI Win:	271	WON-LOST	WINNING	LAST 10	STRENGTH OF	OPP. STRENGTH	TEAM	ADJ.	CONF.	ADJ CONF.
Average RPI Loss:	136	RECORD	PCT. RANK	GAMES	SCHEDULE	OF SCHEDULE	RPI	RPI	RPI	RPI
DIV. I ONLY	6- 15	282	0- 1	192	184	278	278	21	21	
DIV. I NON-CONF.	0- 9	336	0- 0	86	143	305	305	17	17	
TOTALS	RPI 1-25	RPI 26-50	W-L RECORDS	RPI 51-100	RPI 101-150	RPI 150+				
6- 15	0- 1	0- 0	OVERALL	0- 6	1- 4	5- 4				
5- 4	0- 0	0- 0	HOME	0- 3	1- 0	4- 1				
1- 8	0- 1	0- 0	AWAY	0- 3	0- 2	1- 2				
0- 3	0- 0	0- 0	NEUTRAL	0- 0	0- 2	0- 1				
0- 9	0- 1	0- 0	NON-CONFERENCE	0- 3	0- 2	0- 3				
0- 2	0- 0	0- 0	HOME	0- 1	0- 0	0- 1				
0- 4	0- 1	0- 0	AWAY	0- 2	0- 0	0- 1				
0- 3	0- 0	0- 0	NEUTRAL	0- 0	0- 2	0- 1				
6- 6	0- 0	0- 0	CONFERENCE	0- 3	1- 2	5- 1				
5- 2	0- 0	0- 0	HOME	0- 2	1- 0	4- 0				
1- 4	0- 0	0- 0	AWAY	0- 1	0- 2	1- 1				
0- 0	0- 0	0- 0	NEUTRAL	0- 0	0- 0	0- 0				

RPI 1-25				RPI 26-50				RPI 51-100				RPI 101+ Team's RPI: 278			
RPI	S	Opponent	Score	RPI	S	Opponent	Score	RPI	S	Opponent	Score	RPI	S	Opponent	Score
3	A	Louisville	59 92					72	H	Belmont	53 71	125	A	Youngstown St.	66 77
								77	A	Green Bay	42 70	133	N	Pepperdine	46 51
								77	H	Green Bay	61 81	134	A	IUPUI	48 70
								81	H	Wright St.	55 61	134	H	IUPUI	60 57
								84	A	Kent St.	61 62	142	N	Akron	60 77
								100	A	Providence	43 48	184	H	Illinois St.	53 58
												190	H	Milwaukee	55 54
												276	A	Austin Peay	48 52
												277	A	Cleveland St.	47 76
												280	N	La Salle	56 74
												309	H	Oakland	72 50
												330	A	UIC	67 49
												330	H	UIC	78 44
												331	H	Detroit Mercy	68 56
LAST 12 Division I GAMES:															
				77	A	Green Bay	42 70	277	A	Cleveland St.	47 76				
				330	H	UIC	78 44	81	H	Wright St.	55 61				
				134	H	IUPUI	60 57	77	H	Green Bay	61 81				
				309	H	Oakland	72 50	190	H	Milwaukee	55 54				
				331	H	Detroit Mercy	68 56	134	A	IUPUI	48 70				
				125	A	Youngstown St.	66 77	330	A	UIC	67 49				

Non-Div I Games: Alderson Broadus 73 32

Northern Ky.

■ Loss, 
 ■ Non-Conf, 
 ■ S Site, 
 ■ H Home 
 ■ A Away 
 N Neutral

## Northwestern

Through Games Of Feb. 7, 2019

Average RPI Win:	160	WON-LOST	WINNING	LAST 10	STRENGTH OF	OPP. STRENGTH	TEAM	ADJ.	CONF.	ADJ CONF.
Average RPI Loss:	59	RECORD	PCT. RANK	GAMES	SCHEDULE	OF SCHEDULE	RPI	RPI	RPI	RPI
DIV. I ONLY	14- 9	113	0- 1	75	42	82	82	4	4	
DIV. I NON-CONF.	7- 4	109	0- 1	198	43	140	140	6	6	
TOTALS	RPI 1-25	RPI 26-50	W-L RECORDS	RPI 51-100	RPI 101-150	RPI 150+				
14- 9	1- 3	1- 2	OVERALL	2- 1	3- 3	7- 0				
8- 4	1- 1	0- 1	HOME	1- 0	2- 2	4- 0				
5- 4	0- 2	1- 1	AWAY	1- 1	1- 0	2- 0				
1- 1	0- 0	0- 0	NEUTRAL	0- 0	0- 1	1- 0				
7- 4	0- 1	0- 1	NON-CONFERENCE	2- 0	1- 2	4- 0				
4- 2	0- 1	0- 0	HOME	1- 0	1- 1	2- 0				
2- 1	0- 0	0- 1	AWAY	1- 0	0- 0	1- 0				
1- 1	0- 0	0- 0	NEUTRAL	0- 0	0- 1	1- 0				
7- 5	1- 2	1- 1	CONFERENCE	0- 1	2- 1	3- 0				
4- 2	1- 0	0- 1	HOME	0- 0	1- 1	2- 0				
3- 3	0- 2	1- 0	AWAY	0- 1	1- 0	1- 0				
0- 0	0- 0	0- 0	NEUTRAL	0- 0	0- 0	0- 0				

RPI 1-25				RPI 26-50				RPI 51-100 Team's RPI: 82				RPI 101+			
RPI	S	Opponent	Score	RPI	S	Opponent	Score	RPI	S	Opponent	Score	RPI	S	Opponent	Score
8	H	Marquette	57 76	36	A	DePaul	60 76	59	A	Michigan	78 79	101	H	Ohio St.	76 59
15	A	Rutgers	41 45	41	A	Indiana	75 69	61	H	Duke	84 58	107	A	Nebraska	58 54
19	A	Maryland	57 72	42	H	Purdue	54 57	77	A	Green Bay	57 55	110	N	Kansas	57 66
25	H	Michigan St.	70 62									116	H	Minnesota	54 61
												129	H	UT Martin	90 64
												130	H	Pittsburgh	49 52
												181	H	Wisconsin	72 46
												188	A	Illinois	64 56
												188	H	Illinois	68 45
												203	A	Florida	83 74
												255	N	Wichita St.	65 43
												330	H	UIC	87 44
												347	H	Chicago St.	97 35
LAST 12 Division I GAMES:															
110	N	Kansas	57 66	181	H	Wisconsin	72 46								
19	A	Maryland	57 72	41	A	Indiana	75 69								
101	H	Ohio St.	76 59	42	H	Purdue	54 57								
116	H	Minnesota	54 61	59	A	Michigan	78 79								
188	A	Illinois	64 56	25	H	Michigan St.	70 62								
107	A	Nebraska	58 54	188	H	Illinois	68 45								

Non-Div I Games:

Northwestern

■ Loss, 
■ Non-Conf, S Site, 
■ Home 
■ Away 
N Neutral

Average RPI Win:	312	WON-LOST	WINNING	LAST 10	STRENGTH OF	OPP. STRENGTH	TEAM	ADJ.	CONF.	ADJ CONF.
Average RPI Loss:	192	RECORD	PCT. RANK	GAMES	SCHEDULE	OF SCHEDULE	RPI	RPI	RPI	RPI
DIV. I ONLY	3- 14	324	0- 0	321	275	341	341	26	26	
DIV. I NON-CONF.	1- 6	318	0- 0	299	101	338	338	23	23	
TOTALS	RPI 1-25	RPI 26-50	W-L RECORDS	RPI 51-100	RPI 101-150	RPI 150+				
3- 14	0- 0	0- 1	OVERALL	0- 2	0- 1	3- 10				
3- 3	0- 0	0- 0	HOME	0- 0	0- 0	3- 3				
0- 11	0- 0	0- 1	AWAY	0- 2	0- 1	0- 7				
0- 0	0- 0	0- 0	NEUTRAL	0- 0	0- 0	0- 0				
1- 6	0- 0	0- 1	NON-CONFERENCE	0- 1	0- 1	1- 3				
1- 1	0- 0	0- 0	HOME	0- 0	0- 0	1- 1				
0- 5	0- 0	0- 1	AWAY	0- 1	0- 1	0- 2				
0- 0	0- 0	0- 0	NEUTRAL	0- 0	0- 0	0- 0				
2- 8	0- 0	0- 0	CONFERENCE	0- 1	0- 0	2- 7				
2- 2	0- 0	0- 0	HOME	0- 0	0- 0	2- 2				
0- 6	0- 0	0- 0	AWAY	0- 1	0- 0	0- 5				
0- 0	0- 0	0- 0	NEUTRAL	0- 0	0- 0	0- 0				

RPI 1-25				RPI 26-50				RPI 51-100				RPI 101+ Team's RPI: 341			
RPI	S	Opponent	Score	RPI	S	Opponent	Score	RPI	S	Opponent	Score	RPI	S	Opponent	Score
				32	A	Texas	66 104	70	A	SFA	56 84	128	A	Alabama	73 87
								75	A	Arkansas	53 98	153	A	Oklahoma	56 93
												161	H	Abilene Christian	63 72
												185	A	Nicholls St.	86 97
												187	A	Southern Miss.	54 69
												201	A	Sam Houston St.	55 66
												263	A	A&M-Corpus Christi	55 79
												266	H	Southeastern La.	58 47
												292	A	Central Ark.	52 74
												312	H	La.-Monroe	55 63
												317	A	New Orleans	73 84
												317	H	New Orleans	62 67
												321	H	McNeese	82 63
												350	H	Alcorn	78 65
LAST 12 Division I GAMES:															
				317	A	New Orleans	73 84	70	A	SFA	56 84				
				292	A	Central Ark.	52 74	263	A	A&M-Corpus Christi	55 79				
				317	H	New Orleans	62 67	321	H	McNeese	82 63				
				266	H	Southeastern La.	58 47	185	A	Nicholls St.	86 97				
				201	A	Sam Houston St.	55 66	32	A	Texas	66 104				
				161	H	Abilene Christian	63 72	128	A	Alabama	73 87				

Non-Div I Games: Loyola (LA) 71 66 Central Baptist 82 56 LeTourneau 100 40 Centenary (LA) 94 51 Northwestern St.

Loss, Non-Conf, S Site, H Home A Away N Neutral



Average RPI Win:	70	WON-LOST	WINNING	LAST 10	STRENGTH OF	OPP. STRENGTH	TEAM	ADJ.	CONF.	ADJ CONF.
Average RPI Loss:	19	RECORD	PCT. RANK	GAMES	SCHEDULE	OF SCHEDULE	RPI	RPI	RPI	RPI
DIV. I ONLY	21- 3	10	1- 0	1	2	1	1	1	1	1
DIV. I NON-CONF.	13- 1	9	1- 0	1	12	1	1	1	1	1
TOTALS	RPI 1-25	RPI 26-50	W-L RECORDS	RPI 51-100	RPI 101-150	RPI 150+				
21- 3	5- 2	5- 1	OVERALL	5- 0	5- 0	1- 0				
11- 1	2- 1	1- 0	HOME	2- 0	5- 0	1- 0				
7- 2	1- 1	3- 1	AWAY	3- 0	0- 0	0- 0				
3- 0	2- 0	1- 0	NEUTRAL	0- 0	0- 0	0- 0				
13- 1	4- 1	2- 0	NON-CONFERENCE	4- 0	2- 0	1- 0				
6- 1	1- 1	0- 0	HOME	2- 0	2- 0	1- 0				
4- 0	1- 0	1- 0	AWAY	2- 0	0- 0	0- 0				
3- 0	2- 0	1- 0	NEUTRAL	0- 0	0- 0	0- 0				
8- 2	1- 1	3- 1	CONFERENCE	1- 0	3- 0	0- 0				
5- 0	1- 0	1- 0	HOME	0- 0	3- 0	0- 0				
3- 2	0- 1	2- 1	AWAY	1- 0	0- 0	0- 0				
0- 0	0- 0	0- 0	NEUTRAL	0- 0	0- 0	0- 0				

RPI	S	Opponent	Score	RPI	S	Opponent	Score	RPI	S	Opponent	Score	RPI	S	Opponent	Score
3	H	Louisville	82 68	29	A	North Carolina	73 78	62	A	Virginia Tech	80 51	109	H	Wake Forest	78 48
6	H	UConn	71 89	33	N	Oregon St.	91 81	64	A	Tennessee	77 62	112	H	Boston College	92 63
8	A	Marquette	87 63	36	A	DePaul	101 77	69	H	Harvard	103 58	120	H	Western Ky.	94 53
12	H	Iowa	105 71	44	A	Clemson	101 63	74	H	Penn	75 55	130	H	Pittsburgh	100 44
13	N	Gonzaga	81 65	49	A	Georgia Tech	76 55	86	A	Toledo	72 56	138	H	Lehigh	95 68
20	N	Drake	82 64	49	H	Georgia Tech	90 50					246	H	Binghamton	103 53
22	A	Miami (FL)	65 72												
LAST 12 Division I GAMES:															
33	N	Oregon St.	91 81	64	A	Tennessee	77 62								
20	N	Drake	82 64	112	H	Boston College	92 63								
22	A	Miami (FL)	65 72	62	A	Virginia Tech	80 51								
49	H	Georgia Tech	90 50	109	H	Wake Forest	78 48								
44	A	Clemson	101 63	3	H	Louisville	82 68								
29	A	North Carolina	73 78	49	A	Georgia Tech	76 55								

Non-Div I Games:

Notre Dame

Average RPI Win:	308	WON-LOST	WINNING	LAST 10	STRENGTH OF	OPP. STRENGTH	TEAM	ADJ.	CONF.	ADJ CONF.
Average RPI Loss:	145	RECORD	PCT. RANK	GAMES	SCHEDULE	OF SCHEDULE	RPI	RPI	RPI	RPI
DIV. I ONLY	2- 18	337	0- 1	126	192	309	309	21	21	
DIV. I NON-CONF.	1- 8	322	0- 0	27	108	241	241	17	17	
TOTALS	RPI 1-25	RPI 26-50	W-L RECORDS	RPI 51-100	RPI 101-150	RPI 150+				
2- 18	0- 2	0- 1	OVERALL	0- 4	0- 4	2- 7				
2- 7	0- 1	0- 1	HOME	0- 2	0- 1	2- 2				
0- 10	0- 1	0- 0	AWAY	0- 2	0- 2	0- 5				
0- 1	0- 0	0- 0	NEUTRAL	0- 0	0- 1	0- 0				
1- 8	0- 2	0- 1	NON-CONFERENCE	0- 2	0- 1	1- 2				
1- 3	0- 1	0- 1	HOME	0- 1	0- 0	1- 0				
0- 4	0- 1	0- 0	AWAY	0- 1	0- 0	0- 2				
0- 1	0- 0	0- 0	NEUTRAL	0- 0	0- 1	0- 0				
1- 10	0- 0	0- 0	CONFERENCE	0- 2	0- 3	1- 5				
1- 4	0- 0	0- 0	HOME	0- 1	0- 1	1- 2				
0- 6	0- 0	0- 0	AWAY	0- 1	0- 2	0- 3				
0- 0	0- 0	0- 0	NEUTRAL	0- 0	0- 0	0- 0				

RPI 1-25				RPI 26-50				RPI 51-100				RPI 101+ Team's RPI: 309			
RPI	S	Opponent	Score	RPI	S	Opponent	Score	RPI	S	Opponent	Score	RPI	S	Opponent	Score
23	A	Central Mich.	61 104	41	H	Indiana	32 59	59	H	Michigan	59 85	125	A	Youngstown St.	61 76
25	H	Michigan St.	58 102					77	H	Green Bay	53 77	125	H	Youngstown St.	55 69
								81	A	Wright St.	58 69	134	A	IUPUI	53 82
								84	A	Kent St.	65 75	142	N	Akron	65 85
												152	A	Bradley	64 73
												184	A	Illinois St.	56 62
												190	H	Milwaukee	52 79
												277	A	Cleveland St.	90 98
												277	H	Cleveland St.	62 64
												278	A	Northern Ky.	50 72
												284	H	Canisius	71 60
												330	A	UIC	65 69
												331	H	Detroit Mercy	74 67
LAST 12 Division I GAMES:															
277	A	Cleveland St.	90 98	134	A	IUPUI	53 82								
125	A	Youngstown St.	61 76	330	A	UIC	65 69								
278	A	Northern Ky.	50 72	331	H	Detroit Mercy	74 67								
81	A	Wright St.	58 69	125	H	Youngstown St.	55 69								
77	H	Green Bay	53 77	277	H	Cleveland St.	62 64								
190	H	Milwaukee	52 79	59	H	Michigan	59 85								

Non-Div I Games: Grace Bible (MI) 94 48 Rochester College 64 46

Oakland

Loss, Non-Conf, S Site, H Home A Away N Neutral

Average RPI Win:	168	WON-LOST	WINNING	LAST 10	STRENGTH OF	OPP. STRENGTH	TEAM	ADJ.	CONF.	ADJ CONF.
Average RPI Loss:	39	RECORD	PCT. RANK	GAMES	SCHEDULE	OF SCHEDULE	RPI	RPI	RPI	RPI
DIV. I ONLY	19- 2	9	1- 0	159	79	35	35	7	7	
DIV. I NON-CONF.	11- 0	1	0- 0	277	102	41	41	8	8	
TOTALS	RPI 1-25	RPI 26-50	W-L RECORDS	RPI 51-100	RPI 101-150	RPI 150+				
19- 2	1- 1	1- 0	OVERALL	4- 1	3- 0	10- 0				
10- 2	0- 1	1- 0	HOME	1- 1	2- 0	6- 0				
7- 0	1- 0	0- 0	AWAY	2- 0	1- 0	3- 0				
2- 0	0- 0	0- 0	NEUTRAL	1- 0	0- 0	1- 0				
11- 0	0- 0	1- 0	NON-CONFERENCE	2- 0	2- 0	6- 0				
6- 0	0- 0	1- 0	HOME	0- 0	1- 0	4- 0				
3- 0	0- 0	0- 0	AWAY	1- 0	1- 0	1- 0				
2- 0	0- 0	0- 0	NEUTRAL	1- 0	0- 0	1- 0				
8- 2	1- 1	0- 0	CONFERENCE	2- 1	1- 0	4- 0				
4- 2	0- 1	0- 0	HOME	1- 1	1- 0	2- 0				
4- 0	1- 0	0- 0	AWAY	1- 0	0- 0	2- 0				
0- 0	0- 0	0- 0	NEUTRAL	0- 0	0- 0	0- 0				

RPI S	Opponent	Score	RPI S	Opponent	Score	Team's RPI: 35	RPI S	Opponent	Score	RPI S	Opponent	Score
23	H Central Mich.	70 88	42	H Purdue	80 73		55	H Miami (OH)	61 67	119	H UNCW	95 72
24	A Buffalo	74 71					58	N Lamar University	87 62	134	A IUPUI	73 66
							84	H Kent St.	83 81	142	H Akron	92 70
							94	A American	77 67	177	A Ball St.	90 75
							97	A Northern Ill.	69 53	177	H Ball St.	94 62
										183	H Eastern Mich.	85 44
										205	N St. Bonaventure	70 53
										235	A Bowling Green	82 79
										246	H Binghamton	86 49
										260	A Richmond	109 58
										277	H Cleveland St.	72 54
										314	H Coppin St.	87 62
										318	H Eastern Ky.	100 60
LAST 12 Division I GAMES:												
142	H Akron	92 70	84	H Kent St.	83 81							
177	H Ball St.	94 62	177	A Ball St.	90 75							
55	H Miami (OH)	61 67	23	H Central Mich.	70 88							
235	A Bowling Green	82 79	24	A Buffalo	74 71							
97	A Northern Ill.	69 53	94	A American	77 67							
183	H Eastern Mich.	85 44	260	A Richmond	109 58							

Non-Div I Games:

Ohio

Average RPI Win:	126	WON-LOST	WINNING	LAST 10	STRENGTH OF	OPP. STRENGTH	TEAM	ADJ.	CONF.	ADJ CONF.
Average RPI Loss:	65	RECORD	PCT. RANK	GAMES	SCHEDULE	OF SCHEDULE	RPI	RPI	RPI	RPI
DIV. I ONLY	10- 11	179	1- 0	39	12	101	101	4	4	
DIV. I NON-CONF.	4- 5	190	0- 0	120	8	187	187	6	6	
TOTALS	RPI 1-25	RPI 26-50	W-L RECORDS	RPI 51-100	RPI 101-150	RPI 150+				
10- 11	1- 3	2- 2	OVERALL	1- 3	3- 3	3- 0				
8- 3	1- 1	2- 0	HOME	1- 0	1- 2	3- 0				
2- 6	0- 2	0- 1	AWAY	0- 2	2- 1	0- 0				
0- 2	0- 0	0- 1	NEUTRAL	0- 1	0- 0	0- 0				
4- 5	0- 1	1- 1	NON-CONFERENCE	1- 1	0- 2	2- 0				
4- 1	0- 0	1- 0	HOME	1- 0	0- 1	2- 0				
0- 2	0- 1	0- 0	AWAY	0- 0	0- 1	0- 0				
0- 2	0- 0	0- 1	NEUTRAL	0- 1	0- 0	0- 0				
6- 6	1- 2	1- 1	CONFERENCE	0- 2	3- 1	1- 0				
4- 2	1- 1	1- 0	HOME	0- 0	1- 1	1- 0				
2- 4	0- 1	0- 1	AWAY	0- 2	2- 0	0- 0				
0- 0	0- 0	0- 0	NEUTRAL	0- 0	0- 0	0- 0				

RPI	S	Opponent	Score	RPI	S	Opponent	Score	RPI	S	Opponent	Score	RPI	S	Opponent	Score	Team's RPI: 101
6	A	UConn	53 85	29	H	North Carolina	76 69	59	A	Michigan	58 62	107	H	Nebraska	69 78	
19	A	Maryland	69 75	41	H	Indiana	55 50	62	N	Virginia Tech	73 81	116	A	Minnesota	65 55	
19	H	Maryland	57 70	42	A	Purdue	42 60	82	A	Northwestern	59 76	121	A	Penn St.	76 71	
25	H	Michigan St.	65 55	45	N	Butler	53 66	87	H	Cincinnati	69 56	121	H	Penn St.	78 73	
												136	H	South Fla.	47 71	
												141	A	Washington	59 69	
												188	H	Illinois	78 70	
												203	H	Florida	46 41	
												331	H	Detroit Mercy	55 41	
LAST 12 Division I GAMES:																
121	H	Penn St.	78 73	121	A	Penn St.	76 71	25	H	Michigan St.	65 55	41	H	Indiana	55 50	
82	A	Northwestern	59 76	19	A	Maryland	69 75	107	H	Nebraska	69 78	42	A	Purdue	42 60	
188	H	Illinois	78 70													
116	A	Minnesota	65 55													
19	H	Maryland	57 70													
59	A	Michigan	58 62													

Non-Div I Games:

Ohio St.

■ Loss, 
■ Non-Conf, S Site, 
■ Home 
■ Away 
N Neutral

## Oklahoma

Through Games Of Feb. 7, 2019

Average RPI Win:	222	WON-LOST	WINNING	LAST 10	STRENGTH OF	OPP. STRENGTH	TEAM	ADJ.	CONF.	ADJ CONF.
Average RPI Loss:	57	RECORD	PCT. RANK	GAMES	SCHEDULE	OF SCHEDULE	RPI	RPI	RPI	RPI
DIV. I ONLY	5- 16	304	0- 1	11	46	153	153	3	3	
DIV. I NON-CONF.	4- 7	228	0- 1	40	105	163	163	3	3	
TOTALS	RPI 1-25	RPI 26-50	W-L RECORDS	RPI 51-100	RPI 101-150	RPI 150+				
5- 16	0- 3	0- 5	OVERALL	0- 5	2- 3	3- 0				
4- 5	0- 2	0- 2	HOME	0- 1	2- 0	2- 0				
1- 9	0- 1	0- 2	AWAY	0- 4	0- 2	1- 0				
0- 2	0- 0	0- 1	NEUTRAL	0- 0	0- 1	0- 0				
4- 7	0- 1	0- 2	NON-CONFERENCE	0- 2	1- 2	3- 0				
3- 2	0- 1	0- 1	HOME	0- 0	1- 0	2- 0				
1- 3	0- 0	0- 0	AWAY	0- 2	0- 1	1- 0				
0- 2	0- 0	0- 1	NEUTRAL	0- 0	0- 1	0- 0				
1- 9	0- 2	0- 3	CONFERENCE	0- 3	1- 1	0- 0				
1- 3	0- 1	0- 1	HOME	0- 1	1- 0	0- 0				
0- 6	0- 1	0- 2	AWAY	0- 2	0- 1	0- 0				
0- 0	0- 0	0- 0	NEUTRAL	0- 0	0- 0	0- 0				

RPI S	Opponent	Score	RPI S	Opponent	Score	RPI S	Opponent	Score	RPI S	Opponent	Score	Team's RPI: 153
2	H Baylor	53 74	32	A Texas	63 73	51	A New Mexico	80 84	110	A Kansas	79 88	
6	H UConn	63 72	32	H Texas	67 76	53	A Kansas St.	56 86	120	H Western Ky.	90 83	
11	A Iowa St.	78 104	36	H DePaul	76 87	63	A Auburn	79 95	127	N UAB	84 89	
			44	N Clemson	62 74	66	H West Virginia	55 66	136	A South Fla.	70 87	
			48	A TCU	71 86	88	A Oklahoma St.	74 84	148	H Texas Tech	66 61	
									209	A SMU	77 61	
									292	H Central Ark.	65 52	
									341	H Northwestern St.	93 56	
LAST 12 Division I GAMES:												
44	N Clemson	62 74	11	A Iowa St.	78 104							
88	A Oklahoma St.	74 84	66	H West Virginia	55 66							
32	H Texas	67 76	32	A Texas	63 73							
110	A Kansas	79 88	53	A Kansas St.	56 86							
2	H Baylor	53 74	148	H Texas Tech	66 61							
48	A TCU	71 86	209	A SMU	77 61							

Non-Div I Games:

Oklahoma

■ Loss, 
 ■ Non-Conf, 
 ■ S Site, 
 ■ Home 
 ■ A Away 
 N Neutral

Average RPI Win:	184	WON-LOST	WINNING	LAST 10	STRENGTH OF	OPP. STRENGTH	TEAM	ADJ.	CONF.	ADJ CONF.
Average RPI Loss:	40	RECORD	PCT. RANK	GAMES	SCHEDULE	OF SCHEDULE	RPI	RPI	RPI	RPI
DIV. I ONLY	13- 8	107	1- 0	70	59	88	88	3	3	
DIV. I NON-CONF.	9- 2	43	0- 0	258	158	104	104	3	3	
TOTALS	RPI 1-25	RPI 26-50	W-L RECORDS	RPI 51-100	RPI 101-150	RPI 150+				
13- 8	0- 2	1- 3	OVERALL	0- 3	2- 0	10- 0				
11- 3	0- 2	1- 0	HOME	0- 1	1- 0	9- 0				
2- 5	0- 0	0- 3	AWAY	0- 2	1- 0	1- 0				
0- 0	0- 0	0- 0	NEUTRAL	0- 0	0- 0	0- 0				
9- 2	0- 0	0- 1	NON-CONFERENCE	0- 1	0- 0	9- 0				
8- 1	0- 0	0- 0	HOME	0- 1	0- 0	8- 0				
1- 1	0- 0	0- 1	AWAY	0- 0	0- 0	1- 0				
0- 0	0- 0	0- 0	NEUTRAL	0- 0	0- 0	0- 0				
4- 6	0- 2	1- 2	CONFERENCE	0- 2	2- 0	1- 0				
3- 2	0- 2	1- 0	HOME	0- 0	1- 0	1- 0				
1- 4	0- 0	0- 2	AWAY	0- 2	1- 0	0- 0				
0- 0	0- 0	0- 0	NEUTRAL	0- 0	0- 0	0- 0				

RPI 1-25				RPI 26-50				RPI 51-100				Team's RPI: 88	RPI 101+			
RPI	S	Opponent	Score	RPI	S	Opponent	Score	RPI	S	Opponent	Score		RPI	S	Opponent	Score
2	H	Baylor	58 66	32	A	Texas	51 60	53	A	Kansas St.	48 59		110	A	Kansas	72 62
11	H	Iowa St.	71 84	47	A	UCLA	59 71	64	H	Tennessee	63 76		148	H	Texas Tech	65 57
				48	A	TCU	55 69	66	A	West Virginia	58 67		153	H	Oklahoma	84 74
				48	H	TCU	75 71						166	H	Arkansas St.	62 60
													168	H	UC Riverside	76 51
													175	H	Texas St.	66 55
													180	H	Oral Roberts	89 69
													192	H	Prairie View	70 50
													202	H	Grambling	86 40
													255	A	Wichita St.	60 47
													261	H	Samford	82 62
													335	H	Houston Baptist	77 44
LAST 12 Division I GAMES:																
153	H	Oklahoma	84 74	148	H	Texas Tech	65 57									
48	A	TCU	55 69	66	A	West Virginia	58 67									
2	H	Baylor	58 66	48	H	TCU	75 71									
11	H	Iowa St.	71 84	32	A	Texas	51 60									
53	A	Kansas St.	48 59	202	H	Grambling	86 40									
110	A	Kansas	72 62	180	H	Oral Roberts	89 69									

Non-Div I Games:

Oklahoma St.

■ Loss, 
 ■ Non-Conf, S Site, 
 ■ Home 
 ■ Away 
 N Neutral

Average RPI Win:	212	WON-LOST	WINNING	LAST 10	STRENGTH OF	OPP. STRENGTH	TEAM	ADJ.	CONF.	ADJ CONF.
Average RPI Loss:	92	RECORD	PCT. RANK	GAMES	SCHEDULE	OF SCHEDULE	RPI	RPI	RPI	RPI
DIV. I ONLY	16- 7	76	0- 1	115	176	76	76	14	14	
DIV. I NON-CONF.	9- 3	61	0- 1	44	199	38	38	19	19	
TOTALS	RPI 1-25	RPI 26-50	W-L RECORDS	RPI 51-100	RPI 101-150	RPI 150+				
16- 7	0- 1	0- 2	OVERALL	1- 1	4- 2	11- 1				
8- 2	0- 0	0- 0	HOME	0- 1	2- 1	6- 0				
6- 4	0- 1	0- 1	AWAY	1- 0	1- 1	4- 1				
2- 1	0- 0	0- 1	NEUTRAL	0- 0	1- 0	1- 0				
9- 3	0- 1	0- 1	NON-CONFERENCE	1- 1	4- 0	4- 0				
4- 1	0- 0	0- 0	HOME	0- 1	2- 0	2- 0				
3- 1	0- 1	0- 0	AWAY	1- 0	1- 0	1- 0				
2- 1	0- 0	0- 1	NEUTRAL	0- 0	1- 0	1- 0				
7- 4	0- 0	0- 1	CONFERENCE	0- 0	0- 2	7- 1				
4- 1	0- 0	0- 0	HOME	0- 0	0- 1	4- 0				
3- 3	0- 0	0- 1	AWAY	0- 0	0- 1	3- 1				
0- 0	0- 0	0- 0	NEUTRAL	0- 0	0- 0	0- 0				

RPI 1-25				RPI 26-50				RPI 51-100				Team's RPI: 76	RPI 101+			
RPI	S	Opponent	Score	RPI	S	Opponent	Score	RPI	S	Opponent	Score		RPI	S	Opponent	Score
10	A	NC State	56 85	34	A	Rice	42 48	87	A	Cincinnati	76 72		113	H	VCU	60 57
				43	N	Saint Mary's (CA)	65 83	95	H	Virginia	67 73		120	A	Western Ky.	60 75
													127	H	UAB	61 69
													137	A	Tulane	56 48
													149	H	William & Mary	83 69
													150	N	Tennessee Tech	80 73
													155	A	Louisiana Tech	70 59
													182	A	North Texas	72 71
													187	A	Southern Miss.	53 50
													217	A	Marshall	48 57
													225	N	Jacksonville	78 76
													254	A	Campbell	83 59
													268	H	UTEP	78 59
													270	H	Norfolk St.	69 53
													286	H	UTSA	72 47
													293	H	Fla. Atlantic	87 53
													314	H	Coppin St.	81 51
													315	H	FIU	95 68
LAST 12 Division I GAMES:																
				43	N	Saint Mary's (CA)	65 83	187	A	Southern Miss.	53 50					
				127	H	UAB	61 69	155	A	Louisiana Tech	70 59					
				34	A	Rice	42 48	315	H	FIU	95 68					
				182	A	North Texas	72 71	293	H	Fla. Atlantic	87 53					
				286	H	UTSA	72 47	120	A	Western Ky.	60 75					
				268	H	UTEP	78 59	217	A	Marshall	48 57					

Non-Div I Games:

Old Dominion

■ Loss, 
 ■ Non-Conf, 
 ■ S Site, 
 ■ H Home 
 ■ A Away 
 N Neutral

Average RPI Win:	231	WON-LOST	WINNING	LAST 10	STRENGTH OF	OPP. STRENGTH	TEAM	ADJ.	CONF.	ADJ CONF.
Average RPI Loss:	79	RECORD	PCT. RANK	GAMES	SCHEDULE	OF SCHEDULE	RPI	RPI	RPI	RPI
DIV. I ONLY	8- 16	256	0- 1	67	84	198	198	5	5	
DIV. I NON-CONF.	6- 8	199	0- 0	164	227	258	258	5	5	
TOTALS	RPI 1-25	RPI 26-50	W-L RECORDS	RPI 51-100	RPI 101-150	RPI 150+				
8- 16	0- 4	1- 3	OVERALL	0- 4	0- 2	7- 3				
7- 8	0- 1	0- 1	HOME	0- 4	0- 1	7- 1				
1- 5	0- 2	1- 1	AWAY	0- 0	0- 0	0- 2				
0- 3	0- 1	0- 1	NEUTRAL	0- 0	0- 1	0- 0				
6- 8	0- 1	0- 2	NON-CONFERENCE	0- 1	0- 2	6- 2				
6- 4	0- 0	0- 1	HOME	0- 1	0- 1	6- 1				
0- 1	0- 0	0- 0	AWAY	0- 0	0- 0	0- 1				
0- 3	0- 1	0- 1	NEUTRAL	0- 0	0- 1	0- 0				
2- 8	0- 3	1- 1	CONFERENCE	0- 3	0- 0	1- 1				
1- 4	0- 1	0- 0	HOME	0- 3	0- 0	1- 0				
1- 4	0- 2	1- 1	AWAY	0- 0	0- 0	0- 1				
0- 0	0- 0	0- 0	NEUTRAL	0- 0	0- 0	0- 0				

RPI S	Opponent	Score	RPI S	Opponent	Score	RPI S	Opponent	Score	RPI S	Opponent	Score	Team's RPI: 198
6 N	UConn	50 90	26 A	Kentucky	55 49	52 H	LSU	41 55	123 N	St. John's (NY)	59 64	
7 A	Mississippi St.	49 80	31 A	Missouri	55 78	63 H	Auburn	51 64	134 H	IUPUI	58 66	
16 A	South Carolina	42 76	42 N	Purdue	59 70	75 H	Arkansas	55 85	155 A	Louisiana Tech	71 80	
21 H	Texas A&M	60 72	48 H	TCU	50 55	90 H	Troy	54 71	174 A	Vanderbilt	68 80	
									178 H	Temple	62 55	
									203 H	Florida	76 66	
									226 H	Jacksonville St.	49 60	
									256 H	Louisiana	79 57	
									270 H	Norfolk St.	60 42	
									281 H	Western Mich.	69 66	
									283 H	North Florida	82 69	
									348 H	Savannah St.	74 51	
LAST 12 Division I GAMES:												
16 A	South Carolina	42 76	26 A	Kentucky	55 49							
21 H	Texas A&M	60 72	52 H	LSU	41 55							
63 H	Auburn	51 64	75 H	Arkansas	55 85							
7 A	Mississippi St.	49 80	31 A	Missouri	55 78							
174 A	Vanderbilt	68 80	283 H	North Florida	82 69							
203 H	Florida	76 66	90 H	Troy	54 71							

Non-Div I Games:

Ole Miss

■ Loss, 
■ Non-Conf, 
■ S Site, 
■ H Home 
■ A Away 
N Neutral



Average RPI Win:	321	WON-LOST	WINNING	LAST 10	STRENGTH OF	OPP. STRENGTH	TEAM	ADJ.	CONF.	ADJ CONF.
Average RPI Loss:	150	RECORD	PCT. RANK	GAMES	SCHEDULE	OF SCHEDULE	RPI	RPI	RPI	RPI
DIV. I ONLY	5- 16	304	1- 0	258	253	308	308	18	18	
DIV. I NON-CONF.	4- 7	228	1- 0	297	291	285	285	18	18	
TOTALS	RPI 1-25	RPI 26-50	W-L RECORDS	RPI 51-100	RPI 101-150	RPI 150+				
5- 16	0- 0	0- 3	OVERALL	0- 3	0- 2	5- 8				
3- 6	0- 0	0- 1	HOME	0- 0	0- 1	3- 4				
1- 9	0- 0	0- 2	AWAY	0- 3	0- 1	1- 3				
1- 1	0- 0	0- 0	NEUTRAL	0- 0	0- 0	1- 1				
4- 7	0- 0	0- 0	NON-CONFERENCE	0- 3	0- 2	4- 2				
2- 2	0- 0	0- 0	HOME	0- 0	0- 1	2- 1				
1- 4	0- 0	0- 0	AWAY	0- 3	0- 1	1- 0				
1- 1	0- 0	0- 0	NEUTRAL	0- 0	0- 0	1- 1				
1- 9	0- 0	0- 3	CONFERENCE	0- 0	0- 0	1- 6				
1- 4	0- 0	0- 1	HOME	0- 0	0- 0	1- 3				
0- 5	0- 0	0- 2	AWAY	0- 0	0- 0	0- 3				
0- 0	0- 0	0- 0	NEUTRAL	0- 0	0- 0	0- 0				

RPI S	Opponent	Score	RPI S	Opponent	Score	RPI S	Opponent	Score	RPI S	Opponent	Score	Team's RPI: 308
27	A South Dakota St.	47 81	53	A Kansas St.	46 61	140	A Montana St.	56 59				
38	A South Dakota	33 78	92	A UNI	50 79	143	H CSUN	52 64				
38	H South Dakota	49 80	99	A Creighton	51 66	152	H Bradley	60 80				
						169	H Denver	68 95				
						180	H Oral Roberts	56 71				
						224	A Western Ill.	70 78				
						229	A North Dakota	57 68				
						229	H North Dakota	68 69				
						254	N Campbell	52 65				
						274	H CSU Bakersfield	53 46				
						316	H North Dakota St.	78 61				
						331	A Detroit Mercy	51 42				
						333	A Purdue Fort Wayne	48 56				
						337	H USC Upstate	96 69				
						349	N Florida A&M	57 50				
LAST 12 Division I GAMES:												
349	N Florida A&M	57 50	224	A Western Ill.	70 78							
38	A South Dakota	33 78	229	A North Dakota	57 68							
229	H North Dakota	68 69	316	H North Dakota St.	78 61							
27	A South Dakota St.	47 81	180	H Oral Roberts	56 71							
333	A Purdue Fort Wayne	48 56	169	H Denver	68 95							
38	H South Dakota	49 80	92	A UNI	50 79							

Non-Div I Games: Peru St. 91 44 Graceland (IA) 81 39

Omaha

Loss, Non-Conf, S Site, H Home A Away N Neutral

Oral Roberts

Through Games Of Feb. 7, 2019

Average RPI Win:	262	WON-LOST	WINNING	LAST 10	STRENGTH OF	OPP. STRENGTH	TEAM	ADJ.	CONF.	ADJ CONF.
Average RPI Loss:	94	RECORD	PCT. RANK	GAMES	SCHEDULE	OF SCHEDULE	RPI	RPI	RPI	RPI
DIV. I ONLY	11- 11	159	1- 0	204	153	180	180	18	18	
DIV. I NON-CONF.	5- 6	177	0- 0	144	117	153	153	18	18	
TOTALS	RPI 1-25	RPI 26-50	W-L RECORDS	RPI 51-100	RPI 101-150	RPI 150+				
11- 11	0- 1	0- 3	OVERALL	0- 3	0- 1	11- 3				
6- 5	0- 0	0- 2	HOME	0- 1	0- 0	6- 2				
5- 6	0- 1	0- 1	AWAY	0- 2	0- 1	5- 1				
0- 0	0- 0	0- 0	NEUTRAL	0- 0	0- 0	0- 0				
5- 6	0- 1	0- 0	NON-CONFERENCE	0- 3	0- 1	5- 1				
2- 2	0- 0	0- 0	HOME	0- 1	0- 0	2- 1				
3- 4	0- 1	0- 0	AWAY	0- 2	0- 1	3- 0				
0- 0	0- 0	0- 0	NEUTRAL	0- 0	0- 0	0- 0				
6- 5	0- 0	0- 3	CONFERENCE	0- 0	0- 0	6- 2				
4- 3	0- 0	0- 2	HOME	0- 0	0- 0	4- 1				
2- 2	0- 0	0- 1	AWAY	0- 0	0- 0	2- 1				
0- 0	0- 0	0- 0	NEUTRAL	0- 0	0- 0	0- 0				

RPI 1-25				RPI 26-50				RPI 51-100				RPI 101+ Team's RPI: 180			
RPI	S	Opponent	Score	RPI	S	Opponent	Score	RPI	S	Opponent	Score	RPI	S	Opponent	Score
12	A	Iowa	77 90	27	A	South Dakota St.	55 68	75	A	Arkansas	61 74	110	A	Kansas	58 70
				27	H	South Dakota St.	65 74	88	A	Oklahoma St.	69 89	158	H	Tulsa	68 76
				38	H	South Dakota	72 76	96	H	UT Arlington	62 80	169	A	Denver	76 93
												169	H	Denver	74 66
												175	A	Texas St.	81 64
												201	A	Sam Houston St.	73 62
												220	H	UMKC	75 64
												224	H	Western Ill.	68 64
												229	H	North Dakota	67 75
												273	H	Southern Utah	64 59
												308	A	Omaha	71 56
												316	H	North Dakota St.	101 72
												333	A	Purdue Fort Wayne	72 61
												333	H	Purdue Fort Wayne	66 56
												335	A	Houston Baptist	74 56
LAST 12 Division I GAMES:															
169	H	Denver	74 66	27	A	South Dakota St.	55 68	333	A	Purdue Fort Wayne	72 61	224	H	Western Ill.	68 64
27	H	South Dakota St.	65 74	333	A	Purdue Fort Wayne	72 61	229	H	North Dakota	67 75	308	A	Omaha	71 56
333	H	Purdue Fort Wayne	66 56	224	H	Western Ill.	68 64	38	H	South Dakota	72 76	88	A	Oklahoma St.	69 89
316	H	North Dakota St.	101 72	229	H	North Dakota	67 75								
169	A	Denver	76 93	308	A	Omaha	71 56								

Non-Div I Games: Harris-Stowe 74 46 Cent. Christian (KS94 47

Oral Roberts

Loss, Non-Conf, S Site, H Home A Away N Neutral

Average RPI Win: 102		WON-LOST	WINNING	LAST 10	STRENGTH OF	OPP. STRENGTH	TEAM	ADJ.	CONF.	ADJ CONF.
Average RPI Loss: 25		RECORD	PCT. RANK	GAMES	SCHEDULE	OF SCHEDULE	RPI	RPI	RPI	RPI
DIV. I ONLY		20- 1	3	1- 0	25	7	5	5	2	2
DIV. I NON-CONF.		10- 1	17	0- 0	17	38	5	5	2	2
TOTALS	RPI 1-25	RPI 26-50		W-L RECORDS		RPI 51-100	RPI 101-150	RPI 150+		
20- 1	4- 1	4- 0		OVERALL		2- 0	5- 0	5- 0		
12- 0	4- 0	1- 0		HOME		1- 0	3- 0	3- 0		
7- 1	0- 1	3- 0		AWAY		1- 0	2- 0	1- 0		
1- 0	0- 0	0- 0		NEUTRAL		0- 0	0- 0	1- 0		
10- 1	3- 1	2- 0		NON-CONFERENCE		0- 0	0- 0	5- 0		
6- 0	3- 0	0- 0		HOME		0- 0	0- 0	3- 0		
3- 1	0- 1	2- 0		AWAY		0- 0	0- 0	1- 0		
1- 0	0- 0	0- 0		NEUTRAL		0- 0	0- 0	1- 0		
10- 0	1- 0	2- 0		CONFERENCE		2- 0	5- 0	0- 0		
6- 0	1- 0	1- 0		HOME		1- 0	3- 0	0- 0		
4- 0	0- 0	1- 0		AWAY		1- 0	2- 0	0- 0		
0- 0	0- 0	0- 0		NEUTRAL		0- 0	0- 0	0- 0		

RPI 1-25				Team's RPI: 5	
RPI	S	Opponent	Score		
7	H	Mississippi St.	82	74	
9	H	Syracuse	75	73	
17	H	Arizona St.	77	71	
24	H	Buffalo	102	82	
25	A	Michigan St.	82	88	

RPI 26-50				
RPI	S	Opponent	Score	
27	A	South Dakota St.	87	79
30	H	Utah	87	65
43	A	Saint Mary's (CA)	79	55
47	A	UCLA	72	52

RPI 51-100				
RPI	S	Opponent	Score	
54	A	Southern California	93	53
65	H	Arizona	93	60

RPI 101+				
RPI	S	Opponent	Score	
126	A	Washington St.	79	64
126	H	Washington St.	98	58
132	H	Colorado	102	43
141	A	Washington	76	57
141	H	Washington	84	71
168	N	UC Riverside	94	44
171	H	UC Irvine	115	69
206	A	Utah St.	88	58
249	H	Air Force	82	36
262	H	Long Beach St.	110	48

LAST 12 Division I GAMES:									
132	H	Colorado	102	43	47	A	UCLA	72	52
30	H	Utah	87	65	54	A	Southern California	93	53
141	A	Washington	76	57	126	H	Washington St.	98	58
126	A	Washington St.	79	64	141	H	Washington	84	71
65	H	Arizona	93	60	171	H	UC Irvine	115	69
17	H	Arizona St.	77	71	249	H	Air Force	82	36

Non-Div I Games:	Alas. Fairbanks	115	36
------------------	-----------------	-----	----

Oregon

■ Loss, ■ Non-Conf, S Site, H Home A Away N Neutral

Average RPI Win:	142	WON-LOST	WINNING	LAST 10	STRENGTH OF	OPP. STRENGTH	TEAM	ADJ.	CONF.	ADJ CONF.
Average RPI Loss:	13	RECORD	PCT. RANK	GAMES	SCHEDULE	OF SCHEDULE	RPI	RPI	RPI	RPI
DIV. I ONLY	19- 3	12	0- 1	139	4	33	33	2	2	
DIV. I NON-CONF.	10- 2	37	0- 1	200	23	63	63	2	2	
TOTALS	RPI 1-25	RPI 26-50	W-L RECORDS	RPI 51-100	RPI 101-150	RPI 150+				
19- 3	1- 3	3- 0	OVERALL	3- 0	6- 0	6- 0				
12- 1	0- 1	2- 0	HOME	2- 0	3- 0	5- 0				
4- 0	0- 0	1- 0	AWAY	1- 0	2- 0	0- 0				
3- 2	1- 2	0- 0	NEUTRAL	0- 0	1- 0	1- 0				
10- 2	1- 2	1- 0	NON-CONFERENCE	1- 0	1- 0	6- 0				
7- 0	0- 0	1- 0	HOME	1- 0	0- 0	5- 0				
0- 0	0- 0	0- 0	AWAY	0- 0	0- 0	0- 0				
3- 2	1- 2	0- 0	NEUTRAL	0- 0	1- 0	1- 0				
9- 1	0- 1	2- 0	CONFERENCE	2- 0	5- 0	0- 0				
5- 1	0- 1	1- 0	HOME	1- 0	3- 0	0- 0				
4- 0	0- 0	1- 0	AWAY	1- 0	2- 0	0- 0				
0- 0	0- 0	0- 0	NEUTRAL	0- 0	0- 0	0- 0				

RPI 1-25				RPI 26-50				Team's RPI: 33				RPI 51-100				RPI 101+			
RPI	S	Opponent	Score	RPI	S	Opponent	Score	RPI	S	Opponent	Score	RPI	S	Opponent	Score	RPI	S	Opponent	Score
1	N	Notre Dame	81 91	30	H	Utah	71 63	54	A	Southern California	76 52	120	N	Western Ky.	74 60				
16	N	South Carolina	70 68	43	H	Saint Mary's (CA)	89 56	61	H	Duke	71 57	126	A	Washington St.	52 35				
17	H	Arizona St.	76 79	47	A	UCLA	83 73	65	H	Arizona	86 64	126	H	Washington St.	76 69				
21	N	Texas A&M	70 76									132	H	Colorado	89 65				
												141	A	Washington	86 39				
												141	H	Washington	78 67				
												176	H	Santa Clara	82 31				
												199	N	Eastern Wash.	93 45				
												274	H	CSU Bakersfield	92 52				
												280	H	La Salle	100 46				
												323	H	Cal Poly	79 54				
												345	H	Ark.-Pine Bluff	89 33				
LAST 12 Division I GAMES:																			
1	N	Notre Dame	81 91	17	H	Arizona St.	76 79												
16	N	South Carolina	70 68	65	H	Arizona	86 64												
30	H	Utah	71 63	54	A	Southern California	76 52												
132	H	Colorado	89 65	47	A	UCLA	83 73												
126	A	Washington St.	52 35	141	H	Washington	78 67												
141	A	Washington	86 39	126	H	Washington St.	76 69												

Non-Div I Games:

Oregon St.

■ Loss, 
■ Non-Conf, 
■ S Site, 
■ H Home 
■ A Away 
N Neutral

Average RPI Win:	206	WON-LOST	WINNING	LAST 10	STRENGTH OF	OPP. STRENGTH	TEAM	ADJ.	CONF.	ADJ CONF.
Average RPI Loss:	38	RECORD	PCT. RANK	GAMES	SCHEDULE	OF SCHEDULE	RPI	RPI	RPI	RPI
DIV. I ONLY	15- 7	82	1- 0	108	99	78	78	8	8	
DIV. I NON-CONF.	7- 3	83	0- 0	188	176	84	84	7	7	
TOTALS	RPI 1-25	RPI 26-50	W-L RECORDS	RPI 51-100	RPI 101-150	RPI 150+				
15- 7	0- 3	2- 2	OVERALL	1- 1	1- 1	11- 0				
8- 3	0- 1	2- 1	HOME	0- 0	1- 1	5- 0				
7- 3	0- 2	0- 0	AWAY	1- 1	0- 0	6- 0				
0- 1	0- 0	0- 1	NEUTRAL	0- 0	0- 0	0- 0				
7- 3	0- 1	1- 1	NON-CONFERENCE	1- 1	0- 0	5- 0				
4- 0	0- 0	1- 0	HOME	0- 0	0- 0	3- 0				
3- 2	0- 1	0- 0	AWAY	1- 1	0- 0	2- 0				
0- 1	0- 0	0- 1	NEUTRAL	0- 0	0- 0	0- 0				
8- 4	0- 2	1- 1	CONFERENCE	0- 0	1- 1	6- 0				
4- 3	0- 1	1- 1	HOME	0- 0	1- 1	2- 0				
4- 1	0- 1	0- 0	AWAY	0- 0	0- 0	4- 0				
0- 0	0- 0	0- 0	NEUTRAL	0- 0	0- 0	0- 0				

RPI 1-25				RPI 26-50				RPI 51-100 Team's RPI: 78				RPI 101+			
RPI	S	Opponent	Score	RPI	S	Opponent	Score	RPI	S	Opponent	Score	RPI	S	Opponent	Score
13	A	Gonzaga	65 88	28	N	California	69 81	58	A	Lamar University	66 82	102	H	Loyola Marymount	67 72
13	H	Gonzaga	51 63	39	H	BYU	74 77	83	A	UC Davis	83 80	133	H	Pepperdine	78 67
14	A	UCF	57 64	43	H	Saint Mary's (CA)	76 67					163	A	Portland	76 66
				50	H	Wyoming	70 64					163	H	Portland	87 77
LAST 12 Division I GAMES:															
257	A	San Diego	70 53	176	A	Santa Clara	74 70					257	H	San Diego	79 47
163	H	Portland	87 77	257	H	San Diego	79 47					39	H	BYU	74 77
13	H	Gonzaga	51 63	39	H	BYU	74 77					13	A	Gonzaga	65 88
133	H	Pepperdine	78 67	13	A	Gonzaga	65 88					163	A	Portland	76 66
102	H	Loyola Marymount	67 72	163	A	Portland	76 66					43	H	Saint Mary's (CA)	76 67
234	A	San Francisco	85 75	43	H	Saint Mary's (CA)	76 67								

Non-Div I Games:

Pacific

■ Loss, 
 ■ Non-Conf, S Site, 
 ■ Home 
 ■ Away 
 N Neutral

Average RPI Win:	228	WON-LOST	WINNING	LAST 10	STRENGTH OF	OPP. STRENGTH	TEAM	ADJ.	CONF.	ADJ CONF.
Average RPI Loss:	37	RECORD	PCT. RANK	GAMES	SCHEDULE	OF SCHEDULE	RPI	RPI	RPI	RPI
DIV. I ONLY	12- 3	24	1- 0	225	106	74	74	11	11	
DIV. I NON-CONF.	9- 3	61	0- 0	244	98	92	92	11	11	
TOTALS	RPI 1-25	RPI 26-50	W-L RECORDS	RPI 51-100	RPI 101-150	RPI 150+				
12- 3	0- 1	0- 1	OVERALL	2- 1	0- 0	10- 0				
4- 1	0- 0	0- 1	HOME	0- 0	0- 0	4- 0				
8- 1	0- 1	0- 0	AWAY	2- 0	0- 0	6- 0				
0- 1	0- 0	0- 0	NEUTRAL	0- 1	0- 0	0- 0				
9- 3	0- 1	0- 1	NON-CONFERENCE	1- 1	0- 0	8- 0				
4- 1	0- 0	0- 1	HOME	0- 0	0- 0	4- 0				
5- 1	0- 1	0- 0	AWAY	1- 0	0- 0	4- 0				
0- 1	0- 0	0- 0	NEUTRAL	0- 1	0- 0	0- 0				
3- 0	0- 0	0- 0	CONFERENCE	1- 0	0- 0	2- 0				
0- 0	0- 0	0- 0	HOME	0- 0	0- 0	0- 0				
3- 0	0- 0	0- 0	AWAY	1- 0	0- 0	2- 0				
0- 0	0- 0	0- 0	NEUTRAL	0- 0	0- 0	0- 0				

RPI 1-25				RPI 26-50				RPI 51-100				Team's RPI: 74	RPI 101+			
RPI	S	Opponent	Score	RPI	S	Opponent	Score	RPI	S	Opponent	Score		RPI	S	Opponent	Score
1	A	Notre Dame	55 75	37	H	Villanova	50 58	73	N	Maine	46 47		178	H	Temple	71 62
								80	A	Princeton	66 60		211	A	Stetson	75 53
								85	A	Drexel	55 39		213	A	Navy	65 61
													251	A	Cornell	59 46
													265	A	Columbia	72 60
													267	H	Saint Joseph's	65 45
													269	A	Siena	58 51
													280	H	La Salle	65 34
													310	H	NJIT	85 42
													332	A	Iona	66 43
LAST 12 Division I GAMES:																
				265	A	Columbia	72 60					85	A	Drexel	55 39	
				251	A	Cornell	59 46					332	A	Iona	66 43	
				178	H	Temple	71 62					280	H	La Salle	65 34	
				37	H	Villanova	50 58					73	N	Maine	46 47	
				80	A	Princeton	66 60					213	A	Navy	65 61	
				211	A	Stetson	75 53					310	H	NJIT	85 42	

Non-Div I Games: Haverford 81 46

Penn

■ Loss, 
 ■ Non-Conf, S Site, 
 ■ Home 
 ■ Away 
 N Neutral

Average RPI Win:	162	WON-LOST	WINNING	LAST 10	STRENGTH OF	OPP. STRENGTH	TEAM	ADJ.	CONF.	ADJ CONF.
Average RPI Loss:	58	RECORD	PCT. RANK	GAMES	SCHEDULE	OF SCHEDULE	RPI	RPI	RPI	RPI
DIV. I ONLY	10- 12	195	0- 1	21	69	121	121	4	4	
DIV. I NON-CONF.	7- 4	109	0- 0	42	131	97	97	6	6	
TOTALS	RPI 1-25	RPI 26-50	W-L RECORDS	RPI 51-100	RPI 101-150	RPI 150+				
10- 12	0- 6	0- 2	OVERALL	3- 0	1- 2	6- 2				
8- 7	0- 3	0- 1	HOME	3- 0	0- 1	5- 2				
2- 5	0- 3	0- 1	AWAY	0- 0	1- 1	1- 0				
0- 0	0- 0	0- 0	NEUTRAL	0- 0	0- 0	0- 0				
7- 4	0- 1	0- 1	NON-CONFERENCE	3- 0	1- 0	3- 2				
6- 3	0- 0	0- 1	HOME	3- 0	0- 0	3- 2				
1- 1	0- 1	0- 0	AWAY	0- 0	1- 0	0- 0				
0- 0	0- 0	0- 0	NEUTRAL	0- 0	0- 0	0- 0				
3- 8	0- 5	0- 1	CONFERENCE	0- 0	0- 2	3- 0				
2- 4	0- 3	0- 0	HOME	0- 0	0- 1	2- 0				
1- 4	0- 2	0- 1	AWAY	0- 0	0- 1	1- 0				
0- 0	0- 0	0- 0	NEUTRAL	0- 0	0- 0	0- 0				

RPI 1-25				RPI 26-50				RPI 51-100				RPI 101+ Team's RPI: 121			
RPI	S	Opponent	Score	RPI	S	Opponent	Score	RPI	S	Opponent	Score	RPI	S	Opponent	Score
12	H	Iowa	61 81	28	H	California	58 75	80	H	Princeton	79 71	101	A	Ohio St.	73 78
15	A	Rutgers	61 74	41	A	Indiana	75 83	94	H	American	80 59	101	H	Ohio St.	71 76
15	H	Rutgers	61 69					100	H	Providence	74 72	139	A	Fordham	72 55
18	A	Florida St.	58 87									160	H	Duquesne	58 64
19	A	Maryland	67 79									162	H	Stony Brook	70 81
19	H	Maryland	61 77									181	A	Wisconsin	65 59
												181	H	Wisconsin	71 64
												188	H	Illinois	62 48
												205	H	St. Bonaventure	80 65
												225	H	Jacksonville	80 61
												229	H	North Dakota	75 68
LAST 12 Division I GAMES:															
101	A	Ohio St.	73 78	188	H	Illinois	62 48								
12	H	Iowa	61 81	15	A	Rutgers	61 74								
15	H	Rutgers	61 69	181	H	Wisconsin	71 64								
181	A	Wisconsin	65 59	41	A	Indiana	75 83								
19	A	Maryland	67 79	19	H	Maryland	61 77								
101	H	Ohio St.	71 76	94	H	American	80 59								

Non-Div I Games:












































Penn St.

■ Loss, 
■ Non-Conf, S Site, 
■ Home 
■ Away 
N Neutral

# Pepperdine





Through Games Of Feb. 7, 2019

Average RPI Win:	226	WON-LOST	WINNING	LAST 10	STRENGTH OF	OPP. STRENGTH	TEAM	ADJ.	CONF.	ADJ CONF.
Average RPI Loss:	98	RECORD	PCT. RANK	GAMES	SCHEDULE	OF SCHEDULE	RPI	RPI	RPI	RPI
DIV. I ONLY	14- 8	100	1- 0	254	95	133	133	8	8	
DIV. I NON-CONF.	6- 4	125	0- 0	345	174	213	213	7	7	
TOTALS	RPI 1-25	RPI 26-50	W-L RECORDS	RPI 51-100	RPI 101-150	RPI 150+				
14- 8	0- 1	1- 2	OVERALL	0- 3	1- 1	12- 1				
7- 1	0- 1	1- 0	HOME	0- 0	1- 0	5- 0				
5- 6	0- 0	0- 2	AWAY	0- 3	0- 1	5- 0				
2- 1	0- 0	0- 0	NEUTRAL	0- 0	0- 0	2- 1				
6- 4	0- 0	0- 0	NON-CONFERENCE	0- 2	0- 1	6- 1				
1- 0	0- 0	0- 0	HOME	0- 0	0- 0	1- 0				
3- 3	0- 0	0- 0	AWAY	0- 2	0- 1	3- 0				
2- 1	0- 0	0- 0	NEUTRAL	0- 0	0- 0	2- 1				
8- 4	0- 1	1- 2	CONFERENCE	0- 1	1- 0	6- 0				
6- 1	0- 1	1- 0	HOME	0- 0	1- 0	4- 0				
2- 3	0- 0	0- 2	AWAY	0- 1	0- 0	2- 0				
0- 0	0- 0	0- 0	NEUTRAL	0- 0	0- 0	0- 0				

RPI 1-25	RPI 26-50	RPI 51-100	RPI 101+ Team's RPI: 133
RPI S Opponent Score	RPI S Opponent Score	RPI S Opponent Score	RPI S Opponent Score
13  Gonzaga 54  79	39  BYU 58  83	78  Pacific 67  78	102  Loyola Marymount 95 86
	39  BYU 79 65	98  Idaho St. 63  65	132  Colorado 65  80
	43  Saint Mary's (CA) 68  79	100  Providence 47  66	163  Portland 82 68
			176  Santa Clara 74 48
			222  Hawaii 65 64
			231 N Sacramento St. 113 97
			234  San Francisco 72 66
			234  San Francisco 69 50
			257  San Diego 74 55
			257  San Diego 88 65
			278 N Northern Ky. 51 46
			280 N La Salle 55  62
			305  Weber St. 68 47
			323  Cal Poly 70 63
			339  Seattle U 78 64
LAST 12 Division I GAMES:			
234  San Francisco 72 66	234  San Francisco 69 50		
39  BYU 79 65	176  Santa Clara 74 48		
257  San Diego 88 65	257  San Diego 74 55		
78  Pacific 67  78	39  BYU 58  83		
43  Saint Mary's (CA) 68  79	13  Gonzaga 54  79		
102  Loyola Marymount 95 86	163  Portland 82 68		

Non-Div I Games:

Pepperdine

 Loss,  Non-Conf, S Site,  Home  Away N Neutral



## Pittsburgh

Through Games Of Feb. 7, 2019

Average RPI Win:	164	WON-LOST	WINNING	LAST 10	STRENGTH OF	OPP. STRENGTH	TEAM	ADJ.	CONF.	ADJ CONF.
Average RPI Loss:	62	RECORD	PCT. RANK	GAMES	SCHEDULE	OF SCHEDULE	RPI	RPI	RPI	RPI
DIV. I ONLY	9- 15	246	0- 1	20	33	130	130	1	1	
DIV. I NON-CONF.	9- 5	105	0- 0	65	139	85	85	1	1	
TOTALS	RPI 1-25	RPI 26-50	W-L RECORDS	RPI 51-100	RPI 101-150	RPI 150+				
9- 15	0- 5	0- 2	OVERALL	3- 5	2- 2	4- 1				
5- 8	0- 2	0- 1	HOME	1- 3	2- 2	2- 0				
2- 6	0- 3	0- 1	AWAY	1- 2	0- 0	1- 0				
2- 1	0- 0	0- 0	NEUTRAL	1- 0	0- 0	1- 1				
9- 5	0- 1	0- 0	NON-CONFERENCE	3- 2	2- 1	4- 1				
5- 3	0- 1	0- 0	HOME	1- 1	2- 1	2- 0				
2- 1	0- 0	0- 0	AWAY	1- 1	0- 0	1- 0				
2- 1	0- 0	0- 0	NEUTRAL	1- 0	0- 0	1- 1				
0- 10	0- 4	0- 2	CONFERENCE	0- 3	0- 1	0- 0				
0- 5	0- 1	0- 1	HOME	0- 2	0- 1	0- 0				
0- 5	0- 3	0- 1	AWAY	0- 1	0- 0	0- 0				
0- 0	0- 0	0- 0	NEUTRAL	0- 0	0- 0	0- 0				

RPI	S	Opponent	Score	RPI	S	Opponent	Score	RPI	S	Opponent	Score	RPI	S	Opponent	Score	Team's RPI: 130
1	A	Notre Dame	44 100	44	H	Clemson	59 65	61	A	Duke	55 74	112	H	Boston College	55 59	
3	A	Louisville	42 70	49	A	Georgia Tech	55 67	62	H	Virginia Tech	58 74	119	H	UNCW	60 56	
9	H	Syracuse	50 82					66	H	West Virginia	43 77	125	H	Youngstown St.	55 64	
10	A	NC State	34 63					75	N	Arkansas	61 54	139	H	Fordham	65 62	
14	H	UCF	58 61					82	A	Northwestern	52 49	160	A	Duquesne	66 58	
								87	H	Cincinnati	65 48	181	N	Wisconsin	42 57	
								93	A	Georgetown	41 70	208	H	Saint Francis (PA)	78 75	
								95	H	Virginia	57 74	290	N	Tennessee St.	78 56	
												317	H	New Orleans	90 38	
LAST 12 Division I GAMES:																
49	A	Georgia Tech	55 67	9	H	Syracuse	50 82									
61	A	Duke	55 74	112	H	Boston College	55 59									
62	H	Virginia Tech	58 74	10	A	NC State	34 63									
3	A	Louisville	42 70	1	A	Notre Dame	44 100									
95	H	Virginia	57 74	160	A	Duquesne	66 58									
44	H	Clemson	59 65	208	H	Saint Francis (PA)	78 75									

Non-Div I Games:

Pittsburgh

■ Loss, 
 ■ Non-Conf, S Site, 
 ■ Home 
 ■ Away 
 N Neutral

Average RPI Win:	250	WON-LOST	WINNING	LAST 10	STRENGTH OF	OPP. STRENGTH	TEAM	ADJ.	CONF.	ADJ CONF.
Average RPI Loss:	91	RECORD	PCT. RANK	GAMES	SCHEDULE	OF SCHEDULE	RPI	RPI	RPI	RPI
DIV. I ONLY	8- 12	230	0- 0	78	163	163	163	8	8	
DIV. I NON-CONF.	6- 3	91	0- 0	151	340	113	113	7	7	
TOTALS	RPI 1-25	RPI 26-50	W-L RECORDS	RPI 51-100	RPI 101-150	RPI 150+				
8- 12	0- 1	0- 3	OVERALL	0- 3	0- 2	8- 3				
4- 4	0- 0	0- 1	HOME	0- 1	0- 0	4- 2				
4- 7	0- 1	0- 2	AWAY	0- 1	0- 2	4- 1				
0- 1	0- 0	0- 0	NEUTRAL	0- 1	0- 0	0- 0				
6- 3	0- 0	0- 0	NON-CONFERENCE	0- 1	0- 0	6- 2				
3- 1	0- 0	0- 0	HOME	0- 0	0- 0	3- 1				
3- 1	0- 0	0- 0	AWAY	0- 0	0- 0	3- 1				
0- 1	0- 0	0- 0	NEUTRAL	0- 1	0- 0	0- 0				
2- 9	0- 1	0- 3	CONFERENCE	0- 2	0- 2	2- 1				
1- 3	0- 0	0- 1	HOME	0- 1	0- 0	1- 1				
1- 6	0- 1	0- 2	AWAY	0- 1	0- 2	1- 0				
0- 0	0- 0	0- 0	NEUTRAL	0- 0	0- 0	0- 0				

RPI S Opponent	Score	RPI S Opponent	Score	RPI S Opponent	Score	RPI S Opponent	Score	Team's RPI: 163
13  Gonzaga	71  97	39  BYU	71  79	65  Arizona	70  92	102  Loyola Marymount	58  76	
		43  Saint Mary's (CA)	85  113	78  Pacific	77  87	133  Pepperdine	68  82	
		43  Saint Mary's (CA)	91  98	78  Pacific	66  76	154  Portland St.	79  92	
						171  UC Irvine	69  84	
						176  Santa Clara	66  72	
						206  Utah St.	61 54	
						222  Hawaii	72 65	
						234  San Francisco	78 73	
						249  Air Force	79 60	
						253  Cal St. Fullerton	83 74	
						257  San Diego	69 60	
						275  Utah Valley	65 60	
						305  Weber St.	89 73	
LAST 12 Division I GAMES:								
78  Pacific	77  87	13  Gonzaga	71  97					
43  Saint Mary's (CA)	85  113	43  Saint Mary's (CA)	91  98					
234  San Francisco	78 73	78  Pacific	66  76					
176  Santa Clara	66  72	102  Loyola Marymount	58  76					
39  BYU	71  79	133  Pepperdine	68  82					
257  San Diego	69 60	249  Air Force	79 60					

Non-Div I Games: Warner Pacific 98 63 Willamette 82 27

Portland

Loss, Non-Conf, S Site, Home Away N Neutral

Average RPI Win:	238	WON-LOST	WINNING	LAST 10	STRENGTH OF	OPP. STRENGTH	TEAM	ADJ.	CONF.	ADJ CONF.
Average RPI Loss:	117	RECORD	PCT. RANK	GAMES	SCHEDULE	OF SCHEDULE	RPI	RPI	RPI	RPI
DIV. I ONLY	15- 4	30	1- 0	326	191	154	154	16	16	
DIV. I NON-CONF.	7- 1	30	0- 0	339	270	169	169	12	12	
TOTALS	RPI 1-25	RPI 26-50	W-L RECORDS	RPI 51-100	RPI 101-150	RPI 150+				
15- 4	0- 0	0- 0	OVERALL	1- 2	2- 1	12- 1				
11- 2	0- 0	0- 0	HOME	1- 1	2- 0	8- 1				
4- 2	0- 0	0- 0	AWAY	0- 1	0- 1	4- 0				
0- 0	0- 0	0- 0	NEUTRAL	0- 0	0- 0	0- 0				
7- 1	0- 0	0- 0	NON-CONFERENCE	1- 0	0- 0	6- 1				
5- 1	0- 0	0- 0	HOME	1- 0	0- 0	4- 1				
2- 0	0- 0	0- 0	AWAY	0- 0	0- 0	2- 0				
0- 0	0- 0	0- 0	NEUTRAL	0- 0	0- 0	0- 0				
8- 3	0- 0	0- 0	CONFERENCE	0- 2	2- 1	6- 0				
6- 1	0- 0	0- 0	HOME	0- 1	2- 0	4- 0				
2- 2	0- 0	0- 0	AWAY	0- 1	0- 1	2- 0				
0- 0	0- 0	0- 0	NEUTRAL	0- 0	0- 0	0- 0				

RPI S	Opponent	Score	RPI S	Opponent	Score	RPI S	Opponent	Score	RPI S	Opponent	Score	Team's RPI: 154
						83	H UC Davis	65 50	108	A Northern Colo.	63 79	
						91	A Idaho	78 80	140	H Montana St.	55 53	
						98	H Idaho St.	57 58	147	H Montana	78 60	
									163	H Portland	92 79	
									171	H UC Irvine	68 73	
									199	A Eastern Wash.	76 64	
									210	H UNLV	58 49	
									231	H Sacramento St.	74 58	
									244	H Northern Ariz.	72 55	
									268	A UTEP	89 61	
									273	H Southern Utah	63 49	
									305	A Weber St.	77 59	
									305	H Weber St.	65 38	
									328	H San Jose St.	80 51	
									339	H Seattle U	68 43	
									340	A Grand Canyon	60 55	
LAST 12 Division I GAMES:												
231	H Sacramento St.	74 58	273	H Southern Utah	63 49							
98	H Idaho St.	57 58	305	A Weber St.	77 59							
305	H Weber St.	65 38	147	H Montana	78 60							
91	A Idaho	78 80	140	H Montana St.	55 53							
199	A Eastern Wash.	76 64	108	A Northern Colo.	63 79							
244	H Northern Ariz.	72 55	171	H UC Irvine	68 73							

Non-Div I Games: Warner Pacific 102 49

Portland St.

Loss, Non-Conf, S Site, H Home A Away N Neutral

Average RPI Win:	285	WON-LOST	WINNING	LAST 10	STRENGTH OF	OPP. STRENGTH	TEAM	ADJ.	CONF.	ADJ CONF.
Average RPI Loss:	113	RECORD	PCT. RANK	GAMES	SCHEDULE	OF SCHEDULE	RPI	RPI	RPI	RPI
DIV. I ONLY	8- 9	191	1- 0	229	226	192	192	29	29	
DIV. I NON-CONF.	1- 7	319	0- 0	23	39	189	189	27	27	
TOTALS	RPI 1-25	RPI 26-50	W-L RECORDS	RPI 51-100	RPI 101-150	RPI 150+				
8- 9	0- 2	0- 1	OVERALL	0- 2	0- 1	8- 3				
3- 3	0- 0	0- 1	HOME	0- 0	0- 0	3- 2				
4- 6	0- 2	0- 0	AWAY	0- 2	0- 1	4- 1				
1- 0	0- 0	0- 0	NEUTRAL	0- 0	0- 0	1- 0				
1- 7	0- 2	0- 1	NON-CONFERENCE	0- 2	0- 1	1- 1				
0- 1	0- 0	0- 1	HOME	0- 0	0- 0	0- 0				
0- 6	0- 2	0- 0	AWAY	0- 2	0- 1	0- 1				
1- 0	0- 0	0- 0	NEUTRAL	0- 0	0- 0	1- 0				
7- 2	0- 0	0- 0	CONFERENCE	0- 0	0- 0	7- 2				
3- 2	0- 0	0- 0	HOME	0- 0	0- 0	3- 2				
4- 0	0- 0	0- 0	AWAY	0- 0	0- 0	4- 0				
0- 0	0- 0	0- 0	NEUTRAL	0- 0	0- 0	0- 0				

RPI 1-25				RPI 26-50				RPI 51-100				RPI 101+ Team's RPI: 192			
RPI	S	Opponent	Score	RPI	S	Opponent	Score	RPI	S	Opponent	Score	RPI	S	Opponent	Score
11	A	Iowa St.	46 94	34	H	Rice	58 68	75	A	Arkansas	44 71	132	A	Colorado	38 79
21	A	Texas A&M	57 70					88	A	Oklahoma St.	50 70	173	A	Southern U.	55 54
												202	H	Grambling	63 64
												218	A	UTRGV	50 57
												236	H	Alabama St.	71 59
												240	H	Texas Southern	44 52
												263	N	A&M-Corpus Christi	67 59
												301	A	Mississippi Val.	75 65
												304	H	Alabama A&M	77 65
												307	H	Jackson St.	76 57
												345	A	Ark.-Pine Bluff	80 41
												350	A	Alcorn	82 61
LAST 12 Division I GAMES:															
236	H	Alabama St.	71 59	240	H	Texas Southern	44 52								
304	H	Alabama A&M	77 65	350	A	Alcorn	82 61								
345	A	Ark.-Pine Bluff	80 41	173	A	Southern U.	55 54								
301	A	Mississippi Val.	75 65	21	A	Texas A&M	57 70								
202	H	Grambling	63 64	11	A	Iowa St.	46 94								
307	H	Jackson St.	76 57	75	A	Arkansas	44 71								

Non-Div I Games: Jarvis Christian 117 32 Arlington Baptist 105 31

Prairie View

Loss, Non-Conf, S Site, H Home A Away N Neutral

Presbyterian

Through Games Of Feb. 7, 2019

Average RPI Win:	314	WON-LOST	WINNING	LAST 10	STRENGTH OF	OPP. STRENGTH	TEAM	ADJ.	CONF.	ADJ CONF.
Average RPI Loss:	200	RECORD	PCT. RANK	GAMES	SCHEDULE	OF SCHEDULE	RPI	RPI	RPI	RPI
DIV. I ONLY	4- 17	318	0- 1	296	316	334	334	28	28	
DIV. I NON-CONF.	2- 9	297	0- 0	286	289	320	320	29	29	
TOTALS	RPI 1-25	RPI 26-50	W-L RECORDS	RPI 51-100	RPI 101-150	RPI 150+				
4- 17	0- 0	0- 0	OVERALL	0- 1	0- 5	4- 11				
3- 5	0- 0	0- 0	HOME	0- 0	0- 0	3- 5				
1- 12	0- 0	0- 0	AWAY	0- 1	0- 5	1- 6				
0- 0	0- 0	0- 0	NEUTRAL	0- 0	0- 0	0- 0				
2- 9	0- 0	0- 0	NON-CONFERENCE	0- 1	0- 3	2- 5				
1- 2	0- 0	0- 0	HOME	0- 0	0- 0	1- 2				
1- 7	0- 0	0- 0	AWAY	0- 1	0- 3	1- 3				
0- 0	0- 0	0- 0	NEUTRAL	0- 0	0- 0	0- 0				
2- 8	0- 0	0- 0	CONFERENCE	0- 0	0- 2	2- 6				
2- 3	0- 0	0- 0	HOME	0- 0	0- 0	2- 3				
0- 5	0- 0	0- 0	AWAY	0- 0	0- 2	0- 3				
0- 0	0- 0	0- 0	NEUTRAL	0- 0	0- 0	0- 0				

RPI 1-25			RPI 26-50			RPI 51-100			RPI 101+			Team's RPI: 334
RPI	S	Opponent	Score	RPI	S	Opponent	Score	RPI	S	Opponent	Score	
						64 A Tennessee	49 97			106 A Georgia	59 83	
										114 A Radford	49 59	
										119 A UNCW	48 63	
										124 A High Point	40 79	
										146 A Davidson	56 83	
										174 A Vanderbilt	43 78	
										193 A Hampton	62 79	
										195 H UNC Asheville	43 52	
										237 A Furman	68 76	
										254 A Campbell	46 51	
										259 H Gardner-Webb	58 66	
										261 A Samford	54 75	
										272 A Winthrop	52 55	
										279 H Ga. Southern	68 69	
										288 H Wofford	61 50	
										289 A Col. of Charleston	71 65	
										291 H South Carolina St.	48 57	
										319 H Charleston So.	55 63	
										337 H USC Upstate	70 54	
										342 H Longwood	81 66	
LAST 12 Division I GAMES:												
193	A	Hampton	62 79	337	H	USC Upstate	70 54					
319	H	Charleston So.	55 63	124	A	High Point	40 79					
195	H	UNC Asheville	43 52	342	H	Longwood	81 66					
272	A	Winthrop	52 55	254	A	Campbell	46 51					
114	A	Radford	49 59	237	A	Furman	68 76					
259	H	Gardner-Webb	58 66	106	A	Georgia	59 83					

Non-Div I Games:

Presbyterian

Loss, Non-Conf, S Site, H Home A Away N Neutral

Average RPI Win:	197	WON-LOST	WINNING	LAST 10	STRENGTH OF	OPP. STRENGTH	TEAM	ADJ.	CONF.	ADJ CONF.
Average RPI Loss:	79	RECORD	PCT. RANK	GAMES	SCHEDULE	OF SCHEDULE	RPI	RPI	RPI	RPI
DIV. I ONLY	10- 8	142	1- 0	65	116	80	80	11	11	
DIV. I NON-CONF.	8- 7	160	0- 0	57	84	73	73	11	11	
TOTALS	RPI 1-25	RPI 26-50	W-L RECORDS	RPI 51-100	RPI 101-150	RPI 150+				
10- 8	0- 1	0- 2	OVERALL	1- 2	3- 2	6- 1				
3- 2	0- 0	0- 0	HOME	1- 1	2- 1	0- 0				
7- 3	0- 0	0- 1	AWAY	0- 0	1- 1	6- 1				
0- 3	0- 1	0- 1	NEUTRAL	0- 1	0- 0	0- 0				
8- 7	0- 1	0- 2	NON-CONFERENCE	1- 1	3- 2	4- 1				
3- 1	0- 0	0- 0	HOME	1- 0	2- 1	0- 0				
5- 3	0- 0	0- 1	AWAY	0- 0	1- 1	4- 1				
0- 3	0- 1	0- 1	NEUTRAL	0- 1	0- 0	0- 0				
2- 1	0- 0	0- 0	CONFERENCE	0- 1	0- 0	2- 0				
0- 1	0- 0	0- 0	HOME	0- 1	0- 0	0- 0				
2- 0	0- 0	0- 0	AWAY	0- 0	0- 0	2- 0				
0- 0	0- 0	0- 0	NEUTRAL	0- 0	0- 0	0- 0				

RPI S	Opponent	Score	RPI S	Opponent	Score	RPI S	Opponent	Score	Team's RPI: 80	RPI S	Opponent	Score
9 N	Syracuse	61 92	36 N	DePaul	67 82	53 N	Kansas St.	61 80		103 A	Hartford	75 38
			37 A	Villanova	46 67	60 H	Quinnipiac	54 42		104 H	Seton Hall	66 70
						74 H	Penn	60 66		121 A	Penn St.	71 79
										145 H	Marist	60 57
										146 H	Davidson	65 57
										186 A	Rider	89 65
										194 A	George Washington	49 64
										233 A	Monmouth	79 47
										251 A	Cornell	75 46
										258 A	St. Francis Brooklyn	83 64
										265 A	Columbia	79 64
										326 A	New Hampshire	90 42
LAST 12 Division I GAMES:												
251 A	Cornell	75 46	145 H	Marist	60 57							
265 A	Columbia	79 64	233 A	Monmouth	79 47							
74 H	Penn	60 66	60 H	Quinnipiac	54 42							
326 A	New Hampshire	90 42	146 H	Davidson	65 57							
103 A	Hartford	75 38	37 A	Villanova	46 67							
258 A	St. Francis Brooklyn	83 64	53 N	Kansas St.	61 80							

Non-Div I Games:

Princeton

# Providence

Through Games Of Feb. 7, 2019

Average RPI Win:	172	WON-LOST	WINNING	LAST 10	STRENGTH OF	OPP. STRENGTH	TEAM	ADJ.	CONF.	ADJ CONF.
Average RPI Loss:	85	RECORD	PCT. RANK	GAMES	SCHEDULE	OF SCHEDULE	RPI	RPI	RPI	RPI
DIV. I ONLY	13- 10	141	1- 0	89	74	100	100	6	6	
DIV. I NON-CONF.	8- 4	91	1- 0	218	195	148	148	4	4	
TOTALS	RPI 1-25	RPI 26-50	W-L RECORDS	RPI 51-100	RPI 101-150	RPI 150+				
13- 10	0- 1	2- 2	OVERALL	2- 4	3- 2	6- 1				
8- 3	0- 0	2- 0	HOME	1- 3	1- 0	4- 0				
4- 7	0- 1	0- 2	AWAY	1- 1	2- 2	1- 1				
1- 0	0- 0	0- 0	NEUTRAL	0- 0	0- 0	1- 0				
8- 4	0- 0	0- 0	NON-CONFERENCE	1- 2	2- 1	5- 1				
5- 2	0- 0	0- 0	HOME	1- 2	1- 0	3- 0				
2- 2	0- 0	0- 0	AWAY	0- 0	1- 1	1- 1				
1- 0	0- 0	0- 0	NEUTRAL	0- 0	0- 0	1- 0				
5- 6	0- 1	2- 2	CONFERENCE	1- 2	1- 1	1- 0				
3- 1	0- 0	2- 0	HOME	0- 1	0- 0	1- 0				
2- 5	0- 1	0- 2	AWAY	1- 1	1- 1	0- 0				
0- 0	0- 0	0- 0	NEUTRAL	0- 0	0- 0	0- 0				

RPI S Opponent Score	RPI S Opponent Score	RPI S Opponent Score	RPI S Opponent Score
8 A Marquette 46 85	36 A DePaul 62 88	60 H Quinnipiac 44 48	104 A Seton Hall 73 79
	37 A Villanova 33 53	79 H Northeastern 59 65	112 A Boston College 61 57
	37 H Villanova 67 61	89 H Yale 59 42	121 A Penn St. 72 74
	45 H Butler 74 68	93 A Georgetown 56 61	123 A St. John's (NY) 67 66
		93 H Georgetown 52 68	133 H Pepperdine 66 47
		99 A Creighton 77 63	170 H Xavier 71 58
			215 A Rhode Island 65 72
			239 H Sacred Heart 62 52
			278 H Northern Ky. 48 43
			280 H La Salle 77 47
			302 N Bryant 72 64
			324 A UMass Lowell 71 47
LAST 12 Division I GAMES:			
302 N Bryant 72 64	104 A Seton Hall 73 79		
93 A Georgetown 56 61	123 A St. John's (NY) 67 66		
37 A Villanova 33 53	37 H Villanova 67 61		
99 A Creighton 77 63	93 H Georgetown 52 68		
170 H Xavier 71 58	36 A DePaul 62 88		
45 H Butler 74 68	8 A Marquette 46 85		

Non-Div I Games:

Providence

Loss, Non-Conf, S Site, H Home A Away N Neutral

Average RPI Win:	140	WON-LOST	WINNING	LAST 10	STRENGTH OF	OPP. STRENGTH	TEAM	ADJ.	CONF.	ADJ CONF.
Average RPI Loss:	58	RECORD	PCT. RANK	GAMES	SCHEDULE	OF SCHEDULE	RPI	RPI	RPI	RPI
DIV. I ONLY	16- 9	99	1- 0	29	45	42	42	4	4	
DIV. I NON-CONF.	9- 4	85	0- 0	66	80	63	63	6	6	
TOTALS	RPI 1-25	RPI 26-50	W-L RECORDS	RPI 51-100	RPI 101-150	RPI 150+				
16- 9	2- 5	1- 1	OVERALL	3- 0	2- 2	8- 1				
12- 2	2- 1	1- 0	HOME	2- 0	1- 1	6- 0				
3- 5	0- 3	0- 1	AWAY	1- 0	1- 0	1- 1				
1- 2	0- 1	0- 0	NEUTRAL	0- 0	0- 1	1- 0				
9- 4	1- 2	0- 1	NON-CONFERENCE	1- 0	0- 1	7- 0				
7- 1	1- 1	0- 0	HOME	1- 0	0- 0	5- 0				
1- 1	0- 0	0- 1	AWAY	0- 0	0- 0	1- 0				
1- 2	0- 1	0- 0	NEUTRAL	0- 0	0- 1	1- 0				
7- 5	1- 3	1- 0	CONFERENCE	2- 0	2- 1	1- 1				
5- 1	1- 0	1- 0	HOME	1- 0	1- 1	1- 0				
2- 4	0- 3	0- 0	AWAY	1- 0	1- 0	0- 1				
0- 0	0- 0	0- 0	NEUTRAL	0- 0	0- 0	0- 0				

RPI 1-25				RPI 26-50				Team's RPI: 42				RPI 51-100				RPI 101+			
RPI	S	Opponent	Score	RPI	S	Opponent	Score	RPI	S	Opponent	Score	RPI	S	Opponent	Score	RPI	S	Opponent	Score
6	N	UConn	40 86	35	A	Ohio	73 80	59	H	Michigan	71 70	101	H	Ohio St.	60 42				
12	A	Iowa	58 72	41	H	Indiana	56 53	69	H	Harvard	66 65	107	H	Nebraska	64 84				
12	H	Iowa	62 57					82	A	Northwestern	57 54	116	A	Minnesota	64 53				
15	A	Rutgers	63 65									123	N	St. John's (NY)	62 68				
16	H	South Carolina	73 82									152	H	Bradley	74 61				
22	H	Miami (FL)	74 63									177	A	Ball St.	80 38				
25	A	Michigan St.	66 74									181	A	Wisconsin	69 76				
												188	H	Illinois	72 50				
												198	N	Ole Miss	70 59				
												224	H	Western Ill.	81 60				
												232	H	Loyola Chicago	65 41				
												241	H	Albany (NY)	53 41				
												333	H	Purdue Fort Wayne	78 44				
LAST 12 Division I GAMES:																			
188	H	Illinois	72 50	15	A	Rutgers	63 65												
25	A	Michigan St.	66 74	82	A	Northwestern	57 54												
107	H	Nebraska	64 84	12	H	Iowa	62 57												
12	A	Iowa	58 72	59	H	Michigan	71 70												
116	A	Minnesota	64 53	181	A	Wisconsin	69 76												
41	H	Indiana	56 53	101	H	Ohio St.	60 42												

Non-Div I Games:

Purdue

■ Loss, 
■ Non-Conf, S Site, 
■ Home 
■ Away 
N Neutral



Average RPI Win:	272	WON-LOST	WINNING	LAST 10	STRENGTH OF	OPP. STRENGTH	TEAM	ADJ.	CONF.	ADJ CONF.
Average RPI Loss:	189	RECORD	PCT. RANK	GAMES	SCHEDULE	OF SCHEDULE	RPI	RPI	RPI	RPI
DIV. I ONLY	3- 17	329	0- 1	277	252	333	333	18	18	
DIV. I NON-CONF.	1- 8	322	0- 0	331	309	346	346	18	18	
TOTALS	RPI 1-25	RPI 26-50	W-L RECORDS	RPI 51-100	RPI 101-150	RPI 150+				
3- 17	0- 0	0- 4	OVERALL	0- 0	0- 0	3- 13				
2- 7	0- 0	0- 2	HOME	0- 0	0- 0	2- 5				
1- 10	0- 0	0- 2	AWAY	0- 0	0- 0	1- 8				
0- 0	0- 0	0- 0	NEUTRAL	0- 0	0- 0	0- 0				
1- 8	0- 0	0- 1	NON-CONFERENCE	0- 0	0- 0	1- 7				
0- 3	0- 0	0- 0	HOME	0- 0	0- 0	0- 3				
1- 5	0- 0	0- 1	AWAY	0- 0	0- 0	1- 4				
0- 0	0- 0	0- 0	NEUTRAL	0- 0	0- 0	0- 0				
2- 9	0- 0	0- 3	CONFERENCE	0- 0	0- 0	2- 6				
2- 4	0- 0	0- 2	HOME	0- 0	0- 0	2- 2				
0- 5	0- 0	0- 1	AWAY	0- 0	0- 0	0- 4				
0- 0	0- 0	0- 0	NEUTRAL	0- 0	0- 0	0- 0				

RPI S	Opponent	Score	RPI S	Opponent	Score	RPI S	Opponent	Score	RPI S	Opponent	Score	Team's RPI: 333
			27	H South Dakota St.	52 85		169	H Denver	70 55			
			38	A South Dakota	51 69		180	A Oral Roberts	56 66			
			38	H South Dakota	49 71		180	H Oral Roberts	61 72			
			42	A Purdue	44 78		183	H Eastern Mich.	72 87			
							190	A Milwaukee	48 70			
							224	A Western Ill.	59 73			
							224	H Western Ill.	61 90			
							229	A North Dakota	60 79			
							232	A Loyola Chicago	67 81			
							243	H SIUE	49 57			
							281	A Western Mich.	61 69			
							285	A Eastern Ill.	63 72			
							294	H Valparaiso	64 68			
							308	H Omaha	56 48			
							316	A North Dakota St.	54 70			
							338	A Evansville	72 66			
LAST 12 Division I GAMES:												
			224	H Western Ill.	61 90		38	A South Dakota	51 69			
			38	H South Dakota	49 71		180	H Oral Roberts	61 72			
			180	A Oral Roberts	56 66		27	H South Dakota St.	52 85			
			169	H Denver	70 55		229	A North Dakota	60 79			
			308	H Omaha	56 48		316	A North Dakota St.	54 70			
			224	A Western Ill.	59 73		294	H Valparaiso	64 68			

Non-Div I Games: Taylor (IN) 84 74 Goshen 86 45 Ind.-Kokomo 87 50

Quinnipiac

Through Games Of Feb. 7, 2019

Average RPI Win:	216	WON-LOST	WINNING	LAST 10	STRENGTH OF	OPP. STRENGTH	TEAM	ADJ.	CONF.	ADJ CONF.
Average RPI Loss:	38	RECORD	PCT. RANK	GAMES	SCHEDULE	OF SCHEDULE	RPI	RPI	RPI	RPI
DIV. I ONLY	16- 6	58	1- 0	98	143	60	60	25	25	
DIV. I NON-CONF.	5- 6	177	1- 0	21	10	56	56	28	28	
TOTALS	RPI 1-25	RPI 26-50	W-L RECORDS	RPI 51-100	RPI 101-150	RPI 150+				
16- 6	0- 2	0- 3	OVERALL	3- 1	1- 0	12- 0				
7- 2	0- 2	0- 0	HOME	0- 0	0- 0	7- 0				
8- 2	0- 0	0- 1	AWAY	3- 1	1- 0	4- 0				
1- 2	0- 0	0- 2	NEUTRAL	0- 0	0- 0	1- 0				
5- 6	0- 2	0- 3	NON-CONFERENCE	3- 1	0- 0	2- 0				
1- 2	0- 2	0- 0	HOME	0- 0	0- 0	1- 0				
3- 2	0- 0	0- 1	AWAY	3- 1	0- 0	0- 0				
1- 2	0- 0	0- 2	NEUTRAL	0- 0	0- 0	1- 0				
11- 0	0- 0	0- 0	CONFERENCE	0- 0	1- 0	10- 0				
6- 0	0- 0	0- 0	HOME	0- 0	0- 0	6- 0				
5- 0	0- 0	0- 0	AWAY	0- 0	1- 0	4- 0				
0- 0	0- 0	0- 0	NEUTRAL	0- 0	0- 0	0- 0				

RPI 1-25				RPI 26-50				RPI 51-100 Team's RPI: 60				RPI 101+			
RPI	S	Opponent	Score	RPI	S	Opponent	Score	RPI	S	Opponent	Score	RPI	S	Opponent	Score
14	H	UCF	45 47	31	N	Missouri	51 65	69	A	Harvard	72 67	145	A	Marist	76 69
23	H	Central Mich.	52 67	32	N	Texas	55 56	80	A	Princeton	42 54	177	N	Ball St.	69 66
				46	A	Bucknell	58 75	85	A	Drexel	56 52	186	H	Rider	72 56
								100	A	Providence	48 44	221	A	Niagara	96 55
												221	H	Niagara	62 42
												233	A	Monmouth	58 46
												233	H	Monmouth	67 38
												260	H	Richmond	65 48
												269	H	Siena	68 31
												284	A	Canisius	55 42
												311	H	Fairfield	81 36
												322	H	Saint Peter's	90 45
												332	A	Iona	76 39
LAST 12 Division I GAMES:															
177	N	Ball St.	69 66	269	H	Siena	68 31								
31	N	Missouri	51 65	284	A	Canisius	55 42								
221	H	Niagara	62 42	221	A	Niagara	96 55								
186	H	Rider	72 56	233	H	Monmouth	67 38								
233	A	Monmouth	58 46	145	A	Marist	76 69								
332	A	Iona	76 39	322	H	Saint Peter's	90 45								

Non-Div I Games:

Quinnipiac

Loss, Non-Conf, S Site, H Home A Away N Neutral

Average RPI Win:	240	WON-LOST	WINNING	LAST 10	STRENGTH OF	OPP. STRENGTH	TEAM	ADJ.	CONF.	ADJ CONF.
Average RPI Loss:	124	RECORD	PCT. RANK	GAMES	SCHEDULE	OF SCHEDULE	RPI	RPI	RPI	RPI
DIV. I ONLY	14- 6	69	1- 0	212	261	114	114	28	28	
DIV. I NON-CONF.	5- 5	162	0- 0	107	115	109	109	29	29	
TOTALS	RPI 1-25	RPI 26-50	W-L RECORDS	RPI 51-100	RPI 101-150	RPI 150+				
14- 6	0- 1	0- 0	OVERALL	1- 1	2- 2	11- 2				
7- 1	0- 0	0- 0	HOME	0- 0	1- 1	6- 0				
6- 4	0- 1	0- 0	AWAY	1- 1	1- 0	4- 2				
1- 1	0- 0	0- 0	NEUTRAL	0- 0	0- 1	1- 0				
5- 5	0- 1	0- 0	NON-CONFERENCE	1- 1	1- 2	3- 1				
2- 1	0- 0	0- 0	HOME	0- 0	0- 1	2- 0				
2- 3	0- 1	0- 0	AWAY	1- 1	1- 0	0- 1				
1- 1	0- 0	0- 0	NEUTRAL	0- 0	0- 1	1- 0				
9- 1	0- 0	0- 0	CONFERENCE	0- 0	1- 0	8- 1				
5- 0	0- 0	0- 0	HOME	0- 0	1- 0	4- 0				
4- 1	0- 0	0- 0	AWAY	0- 0	0- 0	4- 1				
0- 0	0- 0	0- 0	NEUTRAL	0- 0	0- 0	0- 0				

RPI 1-25				RPI 26-50				RPI 51-100				RPI 101+ Team's RPI: 114			
RPI	S	Opponent	Score	RPI	S	Opponent	Score	RPI	S	Opponent	Score	RPI	S	Opponent	Score
10	A	NC State	58 75					62	A	Virginia Tech	44 55	107	N	Nebraska	39 77
								95	A	Virginia	57 44	113	A	VCU	54 49
												122	H	Morehead St.	72 79
												124	H	High Point	80 58
												178	N	Temple	56 50
												193	A	Hampton	54 68
												195	H	UNC Asheville	60 46
												248	A	Mt. St. Mary's	77 89
												252	H	ETSU	79 64
												254	A	Campbell	56 52
												259	H	Gardner-Webb	79 69
												272	H	Winthrop	70 49
												291	H	South Carolina St.	61 31
												319	A	Charleston So.	67 41
												334	H	Presbyterian	59 49
												337	A	USC Upstate	82 41
												342	A	Longwood	68 34
LAST 12 Division I GAMES:															
259	H	Gardner-Webb	79 69	272	H	Winthrop	70 49								
337	A	USC Upstate	82 41	193	A	Hampton	54 68								
254	A	Campbell	56 52	124	H	High Point	80 58								
334	H	Presbyterian	59 49	195	H	UNC Asheville	60 46								
342	A	Longwood	68 34	248	A	Mt. St. Mary's	77 89								
319	A	Charleston So.	67 41	113	A	VCU	54 49								

Non-Div I Games: Shepherd 60 46

Radford

■ Loss, 
 ■ Non-Conf, S Site, 
 ■ Home 
 ■ Away 
 N Neutral

## Rhode Island

Through Games Of Feb. 7, 2019

Average RPI Win:	215	WON-LOST	WINNING	LAST 10	STRENGTH OF	OPP. STRENGTH	TEAM	ADJ.	CONF.	ADJ CONF.
Average RPI Loss:	138	RECORD	PCT. RANK	GAMES	SCHEDULE	OF SCHEDULE	RPI	RPI	RPI	RPI
DIV. I ONLY	7- 15	264	1- 0	127	164	215	215	17	17	
DIV. I NON-CONF.	5- 7	206	1- 0	62	175	151	151	16	16	
TOTALS	RPI 1-25	RPI 26-50	W-L RECORDS	RPI 51-100	RPI 101-150	RPI 150+				
7- 15	0- 0	0- 2	OVERALL	1- 1	0- 7	6- 5				
3- 8	0- 0	0- 0	HOME	1- 1	0- 5	2- 2				
4- 7	0- 0	0- 2	AWAY	0- 0	0- 2	4- 3				
0- 0	0- 0	0- 0	NEUTRAL	0- 0	0- 0	0- 0				
5- 7	0- 0	0- 2	NON-CONFERENCE	1- 1	0- 3	4- 1				
3- 3	0- 0	0- 0	HOME	1- 1	0- 2	2- 0				
2- 4	0- 0	0- 2	AWAY	0- 0	0- 1	2- 1				
0- 0	0- 0	0- 0	NEUTRAL	0- 0	0- 0	0- 0				
2- 8	0- 0	0- 0	CONFERENCE	0- 0	0- 4	2- 4				
0- 5	0- 0	0- 0	HOME	0- 0	0- 3	0- 2				
2- 3	0- 0	0- 0	AWAY	0- 0	0- 1	2- 2				
0- 0	0- 0	0- 0	NEUTRAL	0- 0	0- 0	0- 0				

RPI 1-25			RPI 26-50			RPI 51-100			RPI 101+			Team's RPI: 215
RPI	S	Opponent	Score	RPI	S	Opponent	Score	RPI	S	Opponent	Score	
26	A	Kentucky	52 75	69	H	Harvard	47 80	103	H	Hartford	51 65	
44	A	Clemson	67 80	100	H	Providence	72 65	105	H	Dayton	62 74	
								112	H	Boston College	64 88	
								113	A	VCU	39 74	
								116	A	Minnesota	71 91	
								139	H	Fordham	38 56	
								146	H	Davidson	67 77	
								191	A	Saint Louis	68 56	
								194	H	George Washington	59 64	
								204	A	George Mason	69 75	
								205	H	St. Bonaventure	68 84	
								212	A	Holy Cross	65 73	
								214	A	Robert Morris	46 41	
								229	H	North Dakota	77 63	
								238	H	Brown	72 67	
								260	A	Richmond	66 60	
								271	A	Vermont	61 58	
								280	A	La Salle	71 77	
LAST 12 Division I GAMES:												
238	H	Brown	72 67	113	A	VCU	39 74					
280	A	La Salle	71 77	191	A	Saint Louis	68 56					
105	H	Dayton	62 74	146	H	Davidson	67 77					
205	H	St. Bonaventure	68 84	194	H	George Washington	59 64					
204	A	George Mason	69 75	260	A	Richmond	66 60					
139	H	Fordham	38 56	69	H	Harvard	47 80					

Non-Div I Games:

Rhode Island

■ Loss, 
 ■ Non-Conf, 
 ■ S Site, 
 ■ H Home 
 ■ A Away 
 N Neutral

Average RPI Win:	192	WON-LOST	WINNING	LAST 10	STRENGTH OF	OPP. STRENGTH	TEAM	ADJ.	CONF.	ADJ CONF.
Average RPI Loss:	32	RECORD	PCT. RANK	GAMES	SCHEDULE	OF SCHEDULE	RPI	RPI	RPI	RPI
DIV. I ONLY	19- 3	12	1- 0	158	109	34	34	14	14	
DIV. I NON-CONF.	9- 3	61	0- 0	239	93	83	83	19	19	
TOTALS	RPI 1-25	RPI 26-50	W-L RECORDS	RPI 51-100	RPI 101-150	RPI 150+				
19- 3	0- 1	0- 2	OVERALL	3- 0	2- 0	14- 0				
10- 0	0- 0	0- 0	HOME	1- 0	0- 0	9- 0				
8- 2	0- 1	0- 1	AWAY	2- 0	2- 0	4- 0				
1- 1	0- 0	0- 1	NEUTRAL	0- 0	0- 0	1- 0				
9- 3	0- 1	0- 2	NON-CONFERENCE	1- 0	0- 0	8- 0				
5- 0	0- 0	0- 0	HOME	0- 0	0- 0	5- 0				
3- 2	0- 1	0- 1	AWAY	1- 0	0- 0	2- 0				
1- 1	0- 0	0- 1	NEUTRAL	0- 0	0- 0	1- 0				
10- 0	0- 0	0- 0	CONFERENCE	2- 0	2- 0	6- 0				
5- 0	0- 0	0- 0	HOME	1- 0	0- 0	4- 0				
5- 0	0- 0	0- 0	AWAY	1- 0	2- 0	2- 0				
0- 0	0- 0	0- 0	NEUTRAL	0- 0	0- 0	0- 0				

RPI 1-25					RPI 26-50					Team's RPI: 34					RPI 51-100					RPI 101+				
RPI	S	Opponent	Score		RPI	S	Opponent	Score		RPI	S	Opponent	Score		RPI	S	Opponent	Score						
21	A	Texas A&M	54	65	29	N	North Carolina	50	71	56	A	Middle Tenn.	60	47	120	A	Western Ky.	68	46					
					47	A	UCLA	50	59	71	A	Little Rock	79	65	127	A	UAB	55	43					
										76	H	Old Dominion	48	42	155	A	Louisiana Tech	61	51					
															157	H	Georgia St.	66	49					
															167	H	Charlotte	61	51					
															182	H	North Texas	64	52					
															187	A	Southern Miss.	58	47					
															189	N	Coastal Caro.	56	52					
															192	A	Prairie View	68	58					
															209	H	SMU	66	52					
															240	H	Texas Southern	76	71					
															268	H	UTEP	76	42					
															286	H	UTSA	85	54					
															317	H	New Orleans	67	56					
															320	A	Incarnate Word	74	63					
															321	H	McNeese	93	65					
LAST 12 Division I GAMES:																								
120	A	Western Ky.	68 46		268	H	UTEP	76 42																
76	H	Old Dominion	48 42		286	H	UTSA	85 54																
167	H	Charlotte	61 51		155	A	Louisiana Tech	61 51																
127	A	UAB	55 43		187	A	Southern Miss.	58 47																
56	A	Middle Tenn.	60 47		320	A	Incarnate Word	74 63																
182	H	North Texas	64 52		189	N	Coastal Caro.	56 52																

Non-Div I Games:

Rice

■ Loss, 
■ Non-Conf, S Site, 
■ Home 
■ Away 
N Neutral

Average RPI Win:	241	WON-LOST	WINNING	LAST 10	STRENGTH OF	OPP. STRENGTH	TEAM	ADJ.	CONF.	ADJ CONF.
Average RPI Loss:	131	RECORD	PCT. RANK	GAMES	SCHEDULE	OF SCHEDULE	RPI	RPI	RPI	RPI
DIV. I ONLY	6- 16	290	0- 1	123	142	260	260	17	17	
DIV. I NON-CONF.	3- 10	278	0- 0	106	121	262	262	16	16	
TOTALS	RPI 1-25	RPI 26-50	W-L RECORDS	RPI 51-100	RPI 101-150	RPI 150+				
6- 16	0- 1	0- 1	OVERALL	0- 4	0- 6	6- 4				
5- 6	0- 0	0- 1	HOME	0- 2	0- 1	5- 2				
1- 9	0- 1	0- 0	AWAY	0- 1	0- 5	1- 2				
0- 1	0- 0	0- 0	NEUTRAL	0- 1	0- 0	0- 0				
3- 10	0- 1	0- 1	NON-CONFERENCE	0- 4	0- 2	3- 2				
3- 4	0- 0	0- 1	HOME	0- 2	0- 0	3- 1				
0- 5	0- 1	0- 0	AWAY	0- 1	0- 2	0- 1				
0- 1	0- 0	0- 0	NEUTRAL	0- 1	0- 0	0- 0				
3- 6	0- 0	0- 0	CONFERENCE	0- 0	0- 4	3- 2				
2- 2	0- 0	0- 0	HOME	0- 0	0- 1	2- 1				
1- 4	0- 0	0- 0	AWAY	0- 0	0- 3	1- 1				
0- 0	0- 0	0- 0	NEUTRAL	0- 0	0- 0	0- 0				

RPI 1-25				RPI 26-50				RPI 51-100				RPI 101+ Team's RPI: 260			
RPI	S	Opponent	Score	RPI	S	Opponent	Score	RPI	S	Opponent	Score	RPI	S	Opponent	Score
14	A	UCF	48 70	35	H	Ohio	58 109	60	A	Quinnipiac	48 65	105	A	Dayton	50 71
								62	N	Virginia Tech	57 85	109	A	Wake Forest	48 62
								85	H	Drexel	35 58	113	H	VCU	43 68
								93	H	Georgetown	53 73	139	A	Fordham	48 60
												146	A	Davidson	55 78
												149	A	William & Mary	55 65
												160	A	Duquesne	54 80
												179	H	UMES	57 55
												196	H	Massachusetts	62 58
												215	H	Rhode Island	60 66
												219	H	Howard	67 60
												267	H	Saint Joseph's	46 45
												280	A	La Salle	74 60
												293	A	Fla. Atlantic	55 69
												306	H	UNC Greensboro	59 48
												311	H	Fairfield	40 58
LAST 12 Division I GAMES:															
105	A	Dayton	50 71	113	H	VCU	43 68	139	A	Fordham	48 60				
196	H	Massachusetts	62 58	215	H	Rhode Island	60 66	306	H	UNC Greensboro	59 48				
280	A	La Salle	74 60	85	H	Drexel	35 58	35	H	Ohio	58 109				
267	H	Saint Joseph's	46 45												
160	A	Duquesne	54 80												
146	A	Davidson	55 78												

Non-Div I Games:

Richmond

■ Loss, 
■ Non-Conf, 
■ S Site, 
■ H Home 
■ A Away 
N Neutral

Average RPI Win: <b>269</b>	WON-LOST	WINNING	LAST 10	STRENGTH OF	OPP. STRENGTH	TEAM	ADJ.	CONF.	ADJ CONF.
Average RPI Loss: <b>152</b>	RECORD	PCT. RANK	GAMES	SCHEDULE	OF SCHEDULE	RPI	RPI	RPI	RPI
DIV. I ONLY	<b>12- 9</b>	<b>132</b>	<b>0- 1</b>	<b>280</b>	<b>235</b>	<b>186</b>	<b>186</b>	<b>25</b>	<b>25</b>
DIV. I NON-CONF.	<b>4- 7</b>	<b>228</b>	<b>0- 1</b>	<b>245</b>	<b>187</b>	<b>255</b>	<b>255</b>	<b>28</b>	<b>28</b>
TOTALS	RPI 1-25	RPI 26-50	W-L RECORDS	RPI 51-100	RPI 101-150	RPI 150+			
12- 9	0- 0	0- 1	OVERALL	0- 3	1- 1	11- 4			
5- 4	0- 0	0- 0	HOME	0- 2	0- 0	5- 2			
7- 4	0- 0	0- 1	AWAY	0- 1	1- 0	6- 2			
0- 1	0- 0	0- 0	NEUTRAL	0- 0	0- 1	0- 0			
4- 7	0- 0	0- 1	NON-CONFERENCE	0- 2	0- 1	4- 3			
2- 3	0- 0	0- 0	HOME	0- 2	0- 0	2- 1			
2- 3	0- 0	0- 1	AWAY	0- 0	0- 0	2- 2			
0- 1	0- 0	0- 0	NEUTRAL	0- 0	0- 1	0- 0			
8- 2	0- 0	0- 0	CONFERENCE	0- 1	1- 0	7- 1			
3- 1	0- 0	0- 0	HOME	0- 0	0- 0	3- 1			
5- 1	0- 0	0- 0	AWAY	0- 1	1- 0	4- 0			
0- 0	0- 0	0- 0	NEUTRAL	0- 0	0- 0	0- 0			

RPI S	Opponent	Score	RPI S	Opponent	Score	RPI S	Opponent	Score	RPI S	Opponent	Score	Team's RPI: 186
46	A Bucknell	59 <b>80</b>	60	A Quinnipiac	56 <b>72</b>	112	N Boston College	61 <b>112</b>	145	A Marist	68 58	
			80	H Princeton	65 <b>89</b>	212	A Holy Cross	61 <b>71</b>	213	H Navy	60 <b>66</b>	
			93	H Georgetown	49 <b>79</b>	233	A Monmouth	55 43	233	H Monmouth	65 50	
						246	A Binghamton	62 57	248	H Mt. St. Mary's	85 67	
						267	A Saint Joseph's	56 54	269	A Siena	55 52	
						271	A Vermont	49 <b>54</b>	284	H Canisius	49 <b>62</b>	
						310	H NJIT	67 46	311	H Fairfield	62 59	
						313	A Manhattan	73 63	322	H Saint Peter's	60 38	
						332	A Iona	66 58				
LAST 12 Division I GAMES:												
112	N Boston College	61 <b>112</b>	322	H Saint Peter's	60 38							
233	H Monmouth	65 50	332	A Iona	66 58							
60	A Quinnipiac	56 <b>72</b>	269	A Siena	55 52							
145	A Marist	68 58	233	A Monmouth	55 43							
284	H Canisius	49 <b>62</b>	311	H Fairfield	62 59							
313	A Manhattan	73 63	93	H Georgetown	49 <b>79</b>							

Non-Div I Games:

Rider

■ Loss, 
 ■ Non-Conf, 
 S Site, 
 ■ Home 
 ■ Away 
 N Neutral

Average RPI Win:	303	WON-LOST	WINNING	LAST 10	STRENGTH OF	OPP. STRENGTH	TEAM	ADJ.	CONF.	ADJ CONF.
Average RPI Loss:	128	RECORD	PCT. RANK	GAMES	SCHEDULE	OF SCHEDULE	RPI	RPI	RPI	RPI
DIV. I ONLY	11- 8	128	0- 1	320	288	214	214	31	31	
DIV. I NON-CONF.	2- 8	293	0- 1	246	83	315	315	31	31	
TOTALS	RPI 1-25	RPI 26-50	W-L RECORDS	RPI 51-100	RPI 101-150	RPI 150+				
11- 8	0- 1	0- 1	OVERALL	0- 1	0- 2	11- 3				
6- 3	0- 0	0- 1	HOME	0- 1	0- 0	6- 1				
5- 4	0- 1	0- 0	AWAY	0- 0	0- 2	5- 1				
0- 1	0- 0	0- 0	NEUTRAL	0- 0	0- 0	0- 1				
2- 8	0- 1	0- 1	NON-CONFERENCE	0- 1	0- 2	2- 3				
2- 3	0- 0	0- 1	HOME	0- 1	0- 0	2- 1				
0- 4	0- 1	0- 0	AWAY	0- 0	0- 2	0- 1				
0- 1	0- 0	0- 0	NEUTRAL	0- 0	0- 0	0- 1				
9- 0	0- 0	0- 0	CONFERENCE	0- 0	0- 0	9- 0				
4- 0	0- 0	0- 0	HOME	0- 0	0- 0	4- 0				
5- 0	0- 0	0- 0	AWAY	0- 0	0- 0	5- 0				
0- 0	0- 0	0- 0	NEUTRAL	0- 0	0- 0	0- 0				

RPI 1-25				RPI 26-50				RPI 51-100				RPI 101+ Team's RPI: 214			
RPI	S	Opponent	Score	RPI	S	Opponent	Score	RPI	S	Opponent	Score	RPI	S	Opponent	Score
12	A	Iowa	63 92	40	H	James Madison	36 59	84	H	Kent St.	46 54	102	A	Loyola Marymount	53 61
												125	A	Youngstown St.	59 69
												209	N	SMU	55 60
												215	H	Rhode Island	41 46
												235	A	Bowling Green	60 61
												239	H	Sacred Heart	64 46
												248	H	Mt. St. Mary's	70 58
												258	A	St. Francis Brooklyn	75 56
												280	H	La Salle	67 39
												295	A	Central Conn. St.	64 57
												302	A	Bryant	60 57
												327	H	Wagner	69 46
												344	A	Fairleigh Dickinson	63 43
												344	H	Fairleigh Dickinson	71 49
												346	H	Delaware St.	64 63
												351	A	LIU Brooklyn	89 37
LAST 12 Division I GAMES:															
102	A	Loyola Marymount	53 61	351	A	LIU Brooklyn	89 37								
344	A	Fairleigh Dickinson	63 43	258	A	St. Francis Brooklyn	75 56								
239	H	Sacred Heart	64 46	344	H	Fairleigh Dickinson	71 49								
327	H	Wagner	69 46	248	H	Mt. St. Mary's	70 58								
295	A	Central Conn. St.	64 57	40	H	James Madison	36 59								
302	A	Bryant	60 57	346	H	Delaware St.	64 63								

Non-Div I Games: Pitt.-Johnstown 73 53

Robert Morris

■ Loss, 
 ■ Non-Conf, 
 ■ S Site, 
 ■ H Home 
 ■ A Away 
 N Neutral



REGULAR SEASON				THROUGH GAMES OF FEB. 17, 1919						
Average RPI Win:	133	WON-LOST	WINNING	LAST 10	STRENGTH OF	OPP. STRENGTH	TEAM	ADJ.	CONF.	ADJ CONF.
Average RPI Loss:	45	RECORD	PCT. RANK	GAMES	SCHEDULE	OF SCHEDULE	RPI	RPI	RPI	RPI
DIV. I ONLY	17- 5	38	1- 0	26	41	15	15	4	4	
DIV. I NON-CONF.	8- 3	72	1- 1	76	86	47	47	6	6	
-----										
TOTALS	RPI 1-25		RPI 26-50		W-L RECORDS		RPI 51-100		RPI 101-150	RPI 150+
17- 5	2- 3		2- 0		OVERALL		3- 1		3- 1	7- 0
11- 0	1- 0		2- 0		HOME		2- 0		1- 0	5- 0
5- 3	1- 1		0- 0		AWAY		1- 1		2- 1	1- 0
1- 2	0- 2		0- 0		NEUTRAL		0- 0		0- 0	1- 0
8- 3	0- 2		0- 0		NON-CONFERENCE		2- 1		0- 0	6- 0
6- 0	0- 0		0- 0		HOME		1- 0		0- 0	5- 0
1- 1	0- 0		0- 0		AWAY		1- 1		0- 0	0- 0
1- 2	0- 2		0- 0		NEUTRAL		0- 0		0- 0	1- 0
9- 2	2- 1		2- 0		CONFERENCE		1- 0		3- 1	1- 0
5- 0	1- 0		2- 0		HOME		1- 0		1- 0	0- 0
4- 2	1- 1		0- 0		AWAY		0- 0		2- 1	1- 0
0- 0	0- 0		0- 0		NEUTRAL		0- 0		0- 0	0- 0

RPI	S	Opponent	Score	RPI	S	Opponent	Score	RPI	S	Opponent	Score	RPI	S	Opponent	Score
12	A	Iowa	66 72	41	H	Indiana	69 64	52	H	LSU	57 43	107	A	Nebraska	62 56
13	N	Gonzaga	40 57	42	H	Purdue	65 63	62	A	Virginia Tech	51 67	116	A	Minnesota	46 60
19	A	Maryland	73 65					69	A	Harvard	60 49	121	A	Penn St.	69 61
20	N	Drake	59 69					82	H	Northwestern	45 41	121	H	Penn St.	74 61
25	H	Michigan St.	76 62									162	H	Stony Brook	61 47
												188	A	Illinois	71 60
												208	H	Saint Francis (PA)	96 52
												238	H	Brown	73 52
												241	H	Albany (NY)	65 39
												252	N	ETSU	68 44
												295	H	Central Conn. St.	73 44
LAST 12 Division I GAMES:															
252	N	ETSU	68 44	25	H	Michigan St.	76 62								
13	N	Gonzaga	40 57	42	H	Purdue	65 63								
116	A	Minnesota	46 60	107	A	Nebraska	62 56								
41	H	Indiana	69 64	188	A	Illinois	71 60								
121	A	Penn St.	69 61	121	H	Penn St.	74 61								
12	A	Iowa	66 72	238	H	Brown	73 52								

Non-Div I Games:

Rutgers

■ Loss, 
■ Non-Conf, S Site, 
■ Home 
■ Away 
N Neutral

Average RPI Win:	236	WON-LOST	WINNING	LAST 10	STRENGTH OF	OPP. STRENGTH	TEAM	ADJ.	CONF.	ADJ CONF.
Average RPI Loss:	74	RECORD	PCT. RANK	GAMES	SCHEDULE	OF SCHEDULE	RPI	RPI	RPI	RPI
DIV. I ONLY	15- 3	21	0- 1	226	266	70	70	26	26	
DIV. I NON-CONF.	6- 3	91	0- 1	75	165	55	55	23	23	
TOTALS	RPI 1-25	RPI 26-50	W-L RECORDS	RPI 51-100	RPI 101-150	RPI 150+				
15- 3	0- 1	0- 0	OVERALL	1- 1	1- 1	13- 0				
9- 0	0- 0	0- 0	HOME	1- 0	1- 0	7- 0				
5- 3	0- 1	0- 0	AWAY	0- 1	0- 1	5- 0				
1- 0	0- 0	0- 0	NEUTRAL	0- 0	0- 0	1- 0				
6- 3	0- 1	0- 0	NON-CONFERENCE	1- 1	1- 1	4- 0				
5- 0	0- 0	0- 0	HOME	1- 0	1- 0	3- 0				
0- 3	0- 1	0- 0	AWAY	0- 1	0- 1	0- 0				
1- 0	0- 0	0- 0	NEUTRAL	0- 0	0- 0	1- 0				
9- 0	0- 0	0- 0	CONFERENCE	0- 0	0- 0	9- 0				
4- 0	0- 0	0- 0	HOME	0- 0	0- 0	4- 0				
5- 0	0- 0	0- 0	AWAY	0- 0	0- 0	5- 0				
0- 0	0- 0	0- 0	NEUTRAL	0- 0	0- 0	0- 0				

RPI 1-25				RPI 26-50				RPI 51-100 Team's RPI: 70				RPI 101+			
RPI	S	Opponent	Score	RPI	S	Opponent	Score	RPI	S	Opponent	Score	RPI	S	Opponent	Score
22	A	Miami (FL)	60 81					51	A	New Mexico	33 74	140	H	Montana St.	60 53
								89	H	Yale	67 57	148	A	Texas Tech	69 77
												158	H	Tulsa	76 34
												161	A	Abilene Christian	71 55
												185	H	Nicholls St.	70 62
												193	N	Hampton	70 68
												201	A	Sam Houston St.	78 68
												240	H	Texas Southern	74 55
												266	A	Southeastern La.	62 51
												292	A	Central Ark.	59 53
												303	H	Morgan St.	69 42
												317	H	New Orleans	97 38
												320	A	Incarnate Word	66 56
												335	H	Houston Baptist	65 53
												341	H	Northwestern St.	84 56
LAST 12 Division I GAMES:															
51	A	New Mexico	33 74	320	A	Incarnate Word	66 56								
89	H	Yale	67 57	317	H	New Orleans	97 38								
335	H	Houston Baptist	65 53	341	H	Northwestern St.	84 56								
201	A	Sam Houston St.	78 68	185	H	Nicholls St.	70 62								
292	A	Central Ark.	59 53	266	A	Southeastern La.	62 51								
161	A	Abilene Christian	71 55	193	N	Hampton	70 68								

Non-Div I Games: Wiley 97 38 Cameron 86 59 Our Lady of the Lak93 77

SFA

Loss, Non-Conf, S Site, H Home A Away N Neutral

Average RPI Win:	288	WON-LOST	WINNING	LAST 10	STRENGTH OF	OPP. STRENGTH	TEAM	ADJ.	CONF.	ADJ CONF.
Average RPI Loss:	167	RECORD	PCT. RANK	GAMES	SCHEDULE	OF SCHEDULE	RPI	RPI	RPI	RPI
DIV. I ONLY	9- 12	218	0- 1	306	282	243	243	22	22	
DIV. I NON-CONF.	4- 6	212	0- 0	316	245	245	245	21	21	
TOTALS	RPI 1-25	RPI 26-50	W-L RECORDS	RPI 51-100	RPI 101-150	RPI 150+				
9- 12	0- 0	0- 1	OVERALL	0- 1	0- 3	9- 7				
4- 2	0- 0	0- 0	HOME	0- 0	0- 1	4- 1				
5- 9	0- 0	0- 1	AWAY	0- 0	0- 2	5- 6				
0- 1	0- 0	0- 0	NEUTRAL	0- 1	0- 0	0- 0				
4- 6	0- 0	0- 1	NON-CONFERENCE	0- 1	0- 0	4- 4				
1- 0	0- 0	0- 0	HOME	0- 0	0- 0	1- 0				
3- 5	0- 0	0- 1	AWAY	0- 0	0- 0	3- 4				
0- 1	0- 0	0- 0	NEUTRAL	0- 1	0- 0	0- 0				
5- 6	0- 0	0- 0	CONFERENCE	0- 0	0- 3	5- 3				
3- 2	0- 0	0- 0	HOME	0- 0	0- 1	3- 1				
2- 4	0- 0	0- 0	AWAY	0- 0	0- 2	2- 2				
0- 0	0- 0	0- 0	NEUTRAL	0- 0	0- 0	0- 0				

RPI S	Opponent	Score	RPI S	Opponent	Score	RPI S	Opponent	Score	RPI S	Opponent	Score	Team's RPI: 243
31	A Missouri	36 59	68	N Missouri St.	65 68	122	H Morehead St.	67 73				
						129	A UT Martin	55 68				
						150	A Tennessee Tech	55 79				
						184	H Illinois St.	68 61				
						188	A Illinois	57 74				
						191	A Saint Louis	56 63				
						200	A Southeast Mo. St.	58 63				
						200	H Southeast Mo. St.	52 62				
						220	A UMKC	75 80				
						226	A Jacksonville St.	51 47				
						232	A Loyola Chicago	43 56				
						276	A Austin Peay	65 77				
						276	H Austin Peay	69 68				
						285	A Eastern Ill.	65 56				
						287	H Murray St.	71 54				
						318	H Eastern Ky.	74 55				
						333	A Purdue Fort Wayne	57 49				
						338	A Evansville	54 45				
						347	A Chicago St.	82 66				
LAST 12 Division I GAMES:												
276	A Austin Peay	65 77	276	H Austin Peay	69 68							
318	H Eastern Ky.	74 55	226	A Jacksonville St.	51 47							
122	H Morehead St.	67 73	150	A Tennessee Tech	55 79							
129	A UT Martin	55 68	285	A Eastern Ill.	65 56							
200	A Southeast Mo. St.	58 63	200	H Southeast Mo. St.	52 62							
287	H Murray St.	71 54	68	N Missouri St.	65 68							

Non-Div I Games: McKendree 64 63

SIUE

■ Loss, 
 ■ Non-Conf, 
 ■ S Site, 
 ■ Home 
 ■ A Away 
 N Neutral

SMU

S  
M  
U

SMU

Page 244

## Sacramento St.

Through Games Of Feb. 7, 2019

Average RPI Win:	246	WON-LOST	WINNING	LAST 10	STRENGTH OF	OPP. STRENGTH	TEAM	ADJ.	CONF.	ADJ CONF.
Average RPI Loss:	122	RECORD	PCT. RANK	GAMES	SCHEDULE	OF SCHEDULE	RPI	RPI	RPI	RPI
DIV. I ONLY	7- 11	238	1- 0	172	195	231	231	16	16	
DIV. I NON-CONF.	3- 4	199	1- 0	137	257	212	212	12	12	
TOTALS	RPI 1-25	RPI 26-50	W-L RECORDS	RPI 51-100	RPI 101-150	RPI 150+				
7- 11	0- 0	0- 0	OVERALL	0- 5	0- 4	7- 2				
4- 5	0- 0	0- 0	HOME	0- 2	0- 2	4- 1				
1- 5	0- 0	0- 0	AWAY	0- 3	0- 1	1- 1				
2- 1	0- 0	0- 0	NEUTRAL	0- 0	0- 1	2- 0				
3- 4	0- 0	0- 0	NON-CONFERENCE	0- 2	0- 1	3- 1				
1- 2	0- 0	0- 0	HOME	0- 1	0- 0	1- 1				
0- 1	0- 0	0- 0	AWAY	0- 1	0- 0	0- 0				
2- 1	0- 0	0- 0	NEUTRAL	0- 0	0- 1	2- 0				
4- 7	0- 0	0- 0	CONFERENCE	0- 3	0- 3	4- 1				
3- 3	0- 0	0- 0	HOME	0- 1	0- 2	3- 0				
1- 4	0- 0	0- 0	AWAY	0- 2	0- 1	1- 1				
0- 0	0- 0	0- 0	NEUTRAL	0- 0	0- 0	0- 0				

RPI 1-25				RPI 26-50				RPI 51-100				RPI 101+				Team's RPI: 231	
RPI	S	Opponent	Score	RPI	S	Opponent	Score	RPI	S	Opponent	Score	RPI	S	Opponent	Score		
								51	A	New Mexico	53	85	108	A	Northern Colo.	69	82
								83	H	UC Davis	60	109	133	N	Pepperdine	97	113
								91	A	Idaho	66	104	140	H	Montana St.	53	69
								98	A	Idaho St.	43	73	147	H	Montana	86	88
								98	H	Idaho St.	42	56	154	A	Portland St.	58	74
													188	N	Illinois	109	107
													193	N	Hampton	65	61
													199	A	Eastern Wash.	73	70
													234	H	San Francisco	75	86
													244	H	Northern Ariz.	65	61
													273	H	Southern Utah	77	76
													305	H	Weber St.	77	62
													323	H	Cal Poly	88	85
LAST 12 Division I GAMES:																	
				193	N	Hampton	65 61					273	H	Southern Utah	77 76		
				154	A	Portland St.	58 74					244	H	Northern Ariz.	65 61		
				305	H	Weber St.	77 62					98	A	Idaho St.	43 73		
				98	H	Idaho St.	42 56					140	H	Montana St.	53 69		
				199	A	Eastern Wash.	73 70					147	H	Montana	86 88		
				91	A	Idaho	66 104					108	A	Northern Colo.	69 82		

Non-Div I Games: Antelope Valley 86 80

Sacramento St.

Loss, Non-Conf, S Site, H Home A Away N Neutral

## Sacred Heart

Through Games Of Feb. 7, 2019

Average RPI Win:	302	WON-LOST	WINNING	LAST 10	STRENGTH OF	OPP. STRENGTH	TEAM	ADJ.	CONF.	ADJ CONF.
Average RPI Loss:	180	RECORD	PCT. RANK	GAMES	SCHEDULE	OF SCHEDULE	RPI	RPI	RPI	RPI
DIV. I ONLY	10- 10	159	0- 1	300	330	239	239	31	31	
DIV. I NON-CONF.	4- 7	228	0- 0	230	261	229	229	31	31	
TOTALS	RPI 1-25	RPI 26-50	W-L RECORDS	RPI 51-100	RPI 101-150	RPI 150+				
10- 10	0- 0	0- 1	OVERALL	0- 1	0- 1	10- 7				
5- 4	0- 0	0- 0	HOME	0- 0	0- 0	5- 4				
5- 6	0- 0	0- 1	AWAY	0- 1	0- 1	5- 3				
0- 0	0- 0	0- 0	NEUTRAL	0- 0	0- 0	0- 0				
4- 7	0- 0	0- 1	NON-CONFERENCE	0- 1	0- 1	4- 4				
1- 3	0- 0	0- 0	HOME	0- 0	0- 0	1- 3				
3- 4	0- 0	0- 1	AWAY	0- 1	0- 1	3- 1				
0- 0	0- 0	0- 0	NEUTRAL	0- 0	0- 0	0- 0				
6- 3	0- 0	0- 0	CONFERENCE	0- 0	0- 0	6- 3				
4- 1	0- 0	0- 0	HOME	0- 0	0- 0	4- 1				
2- 2	0- 0	0- 0	AWAY	0- 0	0- 0	2- 2				
0- 0	0- 0	0- 0	NEUTRAL	0- 0	0- 0	0- 0				

RPI 1-25			RPI 26-50			RPI 51-100			RPI 101+ Team's RPI: 239		
RPI	S	Opponent	Score	RPI	S	Opponent	Score	RPI	S	Opponent	Score
				26	A	Kentucky	43 71	100	A	Providence	52 62
								138	A	Lehigh	66 70
								162	H	Stony Brook	58 73
								196	A	Massachusetts	61 78
								208	A	Saint Francis (PA)	68 85
								214	A	Robert Morris	46 64
								233	H	Monmouth	50 55
								250	A	Hofstra	70 64
								258	A	St. Francis Brooklyn	68 66
								258	H	St. Francis Brooklyn	53 56
								267	H	Saint Joseph's	44 61
								269	H	Siena	72 50
								295	H	Central Conn. St.	66 61
								302	H	Bryant	49 48
								313	A	Manhattan	74 46
								326	A	New Hampshire	71 60
								327	A	Wagner	80 68
								327	H	Wagner	72 64
								351	H	LIU Brooklyn	75 53
LAST 12 Division I GAMES:											
258	H	St. Francis Brooklyn	53 56	327	A	Wagner	80 68				
214	A	Robert Morris	46 64	351	H	LIU Brooklyn	75 53				
208	A	Saint Francis (PA)	68 85	295	H	Central Conn. St.	66 61				
327	H	Wagner	72 64	26	A	Kentucky	43 71				
258	A	St. Francis Brooklyn	68 66	267	H	Saint Joseph's	44 61				
302	H	Bryant	49 48	313	A	Manhattan	74 46				

Non-Div I Games:

Sacred Heart

■ Loss, 
 ■ Non-Conf, 
 ■ S Site, 
 ■ H Home 
 ■ A Away 
 N Neutral

Average RPI Win:	278	WON-LOST	WINNING	LAST 10	STRENGTH OF	OPP. STRENGTH	TEAM	ADJ.	CONF.	ADJ CONF.
Average RPI Loss:	150	RECORD	PCT. RANK	GAMES	SCHEDULE	OF SCHEDULE	RPI	RPI	RPI	RPI
DIV. I ONLY	8- 12	230	0- 1	188	285	208	208	31	31	
DIV. I NON-CONF.	2- 9	297	0- 1	39	111	206	206	31	31	
TOTALS	RPI 1-25	RPI 26-50	W-L RECORDS	RPI 51-100	RPI 101-150	RPI 150+				
8- 12	0- 2	0- 0	OVERALL	0- 2	1- 3	7- 5				
5- 2	0- 0	0- 0	HOME	0- 1	1- 0	4- 1				
3- 8	0- 2	0- 0	AWAY	0- 0	0- 2	3- 4				
0- 2	0- 0	0- 0	NEUTRAL	0- 1	0- 1	0- 0				
2- 9	0- 2	0- 0	NON-CONFERENCE	0- 2	1- 3	1- 2				
1- 2	0- 0	0- 0	HOME	0- 1	1- 0	0- 1				
1- 5	0- 2	0- 0	AWAY	0- 0	0- 2	1- 1				
0- 2	0- 0	0- 0	NEUTRAL	0- 1	0- 1	0- 0				
6- 3	0- 0	0- 0	CONFERENCE	0- 0	0- 0	6- 3				
4- 0	0- 0	0- 0	HOME	0- 0	0- 0	4- 0				
2- 3	0- 0	0- 0	AWAY	0- 0	0- 0	2- 3				
0- 0	0- 0	0- 0	NEUTRAL	0- 0	0- 0	0- 0				

RPI 1-25				RPI 26-50				RPI 51-100				RPI 101+ Team's RPI: 208			
RPI	S	Opponent	Score	RPI	S	Opponent	Score	RPI	S	Opponent	Score	RPI	S	Opponent	Score
2	A	Baylor	58 116					57	N	Boise St.	64 78	122	H	Morehead St.	89 83
15	A	Rutgers	52 96					67	H	FGCU	69 83	125	A	Youngstown St.	56 80
												130	A	Pittsburgh	75 78
												147	N	Montana	77 79
												160	H	Duquesne	73 93
												239	H	Sacred Heart	85 68
												245	A	Liberty	53 82
												248	A	Mt. St. Mary's	83 72
												248	H	Mt. St. Mary's	68 66
												258	A	St. Francis Brooklyn	65 78
												295	A	Central Conn. St.	62 73
												302	A	Bryant	63 66
												327	H	Wagner	107 70
												342	A	Longwood	91 88
												344	H	Fairleigh Dickinson	75 64
												351	A	LIU Brooklyn	80 66
LAST 12 Division I GAMES:															
147	N	Montana	77 79	258	A	St. Francis Brooklyn	65 78								
248	A	Mt. St. Mary's	83 72	351	A	LIU Brooklyn	80 66								
327	H	Wagner	107 70	248	H	Mt. St. Mary's	68 66								
239	H	Sacred Heart	85 68	344	H	Fairleigh Dickinson	75 64								
302	A	Bryant	63 66	130	A	Pittsburgh	75 78								
295	A	Central Conn. St.	62 73	122	H	Morehead St.	89 83								

Non-Div I Games: Seton Hill 86 74

Saint Francis (PA)

■ Loss, 
 ■ Non-Conf, 
 ■ S Site, 
 ■ Home 
 ■ A Away 
 N Neutral

## Saint Joseph's

Through Games Of Feb. 7, 2019

Average RPI Win:	236	WON-LOST	WINNING	LAST 10	STRENGTH OF	OPP. STRENGTH	TEAM	ADJ.	CONF.	ADJ CONF.
Average RPI Loss:	137	RECORD	PCT. RANK	GAMES	SCHEDULE	OF SCHEDULE	RPI	RPI	RPI	RPI
DIV. I ONLY	7- 15	264	1- 0	173	172	267	267	17	17	
DIV. I NON-CONF.	4- 9	252	1- 0	148	203	261	261	16	16	
TOTALS	RPI 1-25	RPI 26-50	W-L RECORDS	RPI 51-100	RPI 101-150	RPI 150+				
7- 15	0- 0	0- 1	OVERALL	0- 3	1- 4	6- 7				
6- 7	0- 0	0- 1	HOME	0- 1	1- 2	5- 3				
1- 8	0- 0	0- 0	AWAY	0- 2	0- 2	1- 4				
0- 0	0- 0	0- 0	NEUTRAL	0- 0	0- 0	0- 0				
4- 9	0- 0	0- 1	NON-CONFERENCE	0- 3	0- 1	4- 4				
3- 5	0- 0	0- 1	HOME	0- 1	0- 1	3- 2				
1- 4	0- 0	0- 0	AWAY	0- 2	0- 0	1- 2				
0- 0	0- 0	0- 0	NEUTRAL	0- 0	0- 0	0- 0				
3- 6	0- 0	0- 0	CONFERENCE	0- 0	1- 3	2- 3				
3- 2	0- 0	0- 0	HOME	0- 0	1- 1	2- 1				
0- 4	0- 0	0- 0	AWAY	0- 0	0- 2	0- 2				
0- 0	0- 0	0- 0	NEUTRAL	0- 0	0- 0	0- 0				

RPI	S	Opponent	Score	RPI	S	Opponent	Score	RPI	S	Opponent	Score	RPI	S	Opponent	Score	Team's RPI: 267
37	H	Villanova	35	47	63	H	Auburn	70	81	105	A	Dayton	65	72		
					74	A	Penn	45	65	113	A	VCU	40	59		
					85	A	Drexel	34	51	113	H	VCU	47	65		
										118	H	Towson	52	73		
										146	H	Davidson	66	54		
										159	A	Delaware	39	48		
										160	A	Duquesne	73	81		
										178	H	Temple	52	58		
										186	H	Rider	54	56		
										191	H	Saint Louis	49	62		
										205	H	St. Bonaventure	66	41		
										213	A	Navy	48	49		
										221	H	Niagara	68	54		
										239	A	Sacred Heart	61	44		
										260	A	Richmond	45	46		
										265	H	Columbia	68	61		
										280	H	La Salle	60	57		
										299	H	Loyola Maryland	49	46		
LAST 12 Division I GAMES:																
299	H	Loyola Maryland	49	46	160	A	Duquesne	73	81							
146	H	Davidson	66	54	205	H	St. Bonaventure	66	41							
113	H	VCU	47	65	191	H	Saint Louis	49	62							
105	A	Dayton	65	72	113	A	VCU	40	59							
260	A	Richmond	45	46	213	A	Navy	48	49							
280	H	La Salle	60	57	159	A	Delaware	39	48							

Non-Div I Games:

Saint Joseph's

■ Loss, 
 ■ Non-Conf, 
 ■ S Site, 
 ■ H Home 
 ■ A Away 
 N Neutral



## Saint Louis

Through Games Of Feb. 7, 2019

Average RPI Win:	208	WON-LOST	WINNING	LAST 10	STRENGTH OF	OPP. STRENGTH	TEAM	ADJ.	CONF.	ADJ CONF.
Average RPI Loss:	128	RECORD	PCT. RANK	GAMES	SCHEDULE	OF SCHEDULE	RPI	RPI	RPI	RPI
DIV. I ONLY	10- 13	214	1- 0	182	110	191	191	17	17	
DIV. I NON-CONF.	5- 8	224	1- 0	197	45	214	214	16	16	
TOTALS	RPI 1-25	RPI 26-50	W-L RECORDS	RPI 51-100	RPI 101-150	RPI 150+				
10- 13	0- 1	0- 1	OVERALL	1- 2	1- 4	8- 5				
5- 6	0- 1	0- 1	HOME	0- 1	1- 1	4- 2				
5- 5	0- 0	0- 0	AWAY	1- 0	0- 2	4- 3				
0- 2	0- 0	0- 0	NEUTRAL	0- 1	0- 1	0- 0				
5- 8	0- 1	0- 1	NON-CONFERENCE	1- 2	0- 1	4- 3				
2- 4	0- 1	0- 1	HOME	0- 1	0- 0	2- 1				
3- 2	0- 0	0- 0	AWAY	1- 0	0- 0	2- 2				
0- 2	0- 0	0- 0	NEUTRAL	0- 1	0- 1	0- 0				
5- 5	0- 0	0- 0	CONFERENCE	0- 0	1- 3	4- 2				
3- 2	0- 0	0- 0	HOME	0- 0	1- 1	2- 1				
2- 3	0- 0	0- 0	AWAY	0- 0	0- 2	2- 1				
0- 0	0- 0	0- 0	NEUTRAL	0- 0	0- 0	0- 0				

RPI 1-25				RPI 26-50				RPI 51-100				RPI 101+ Team's RPI: 191			
RPI	S	Opponent	Score	RPI	S	Opponent	Score	RPI	S	Opponent	Score	RPI	S	Opponent	Score
6	H	UConn	42 98	31	H	Missouri	62 74	87	H	Cincinnati	50 51	105	H	Dayton	68 65
								89	N	Yale	52 58	113	A	VCU	47 57
								95	A	Virginia	67 65	131	N	Chattanooga	61 71
												139	A	Fordham	51 54
												139	H	Fordham	53 56
												151	H	Southern Ill.	62 58
												158	A	Tulsa	75 86
												172	H	Indiana St.	56 60
												184	A	Illinois St.	67 72
												194	H	George Washington	60 44
												196	A	Massachusetts	66 70
												204	H	George Mason	60 53
												205	A	St. Bonaventure	62 45
												215	H	Rhode Island	56 68
												243	H	SIUE	63 56
												267	A	Saint Joseph's	62 49
												293	A	Fla. Atlantic	93 61
												318	A	Eastern Ky.	70 43
LAST 12 Division I GAMES:															
293	A	Fla. Atlantic	93 61	205	A	St. Bonaventure	62 45								
139	A	Fordham	51 54	215	H	Rhode Island	56 68								
194	H	George Washington	60 44	139	H	Fordham	53 56								
204	H	George Mason	60 53	267	A	Saint Joseph's	62 49								
113	A	VCU	47 57	196	A	Massachusetts	66 70								
105	H	Dayton	68 65	89	N	Yale	52 58								

Non-Div I Games:

Saint Louis

■ Loss, 
 ■ Non-Conf, 
 ■ S Site, 
 ■ Home 
 ■ A Away 
 N Neutral

## Saint Mary's (CA)

Through Games Of Feb. 7, 2019

Average RPI Win:	167	WON-LOST	WINNING	LAST 10	STRENGTH OF	OPP. STRENGTH	TEAM	ADJ.	CONF.	ADJ CONF.
Average RPI Loss:	37	RECORD	PCT. RANK	GAMES	SCHEDULE	OF SCHEDULE	RPI	RPI	RPI	RPI
DIV. I ONLY	15- 8	93	1- 0	45	73	43	43	8	8	
DIV. I NON-CONF.	7- 4	109	1- 0	78	44	57	57	7	7	
TOTALS	RPI 1-25	RPI 26-50	W-L RECORDS	RPI 51-100	RPI 101-150	RPI 150+				
15- 8	0- 3	2- 3	OVERALL	1- 2	3- 0	9- 0				
6- 4	0- 2	1- 2	HOME	0- 0	2- 0	3- 0				
7- 4	0- 1	1- 1	AWAY	0- 2	1- 0	5- 0				
2- 0	0- 0	0- 0	NEUTRAL	1- 0	0- 0	1- 0				
7- 4	0- 1	1- 2	NON-CONFERENCE	1- 1	1- 0	4- 0				
2- 2	0- 1	1- 1	HOME	0- 0	0- 0	1- 0				
3- 2	0- 0	0- 1	AWAY	0- 1	1- 0	2- 0				
2- 0	0- 0	0- 0	NEUTRAL	1- 0	0- 0	1- 0				
8- 4	0- 2	1- 1	CONFERENCE	0- 1	2- 0	5- 0				
4- 2	0- 1	0- 1	HOME	0- 0	2- 0	2- 0				
4- 2	0- 1	1- 0	AWAY	0- 1	0- 0	3- 0				
0- 0	0- 0	0- 0	NEUTRAL	0- 0	0- 0	0- 0				

RPI 1-25				RPI 26-50				Team's RPI: 43	RPI 51-100				RPI 101+			
RPI	S	Opponent	Score	RPI	S	Opponent	Score		RPI	S	Opponent	Score	RPI	S	Opponent	Score
5	H	Oregon	55 79	28	H	California	78 81		76	N	Old Dominion	83 65	102	H	Loyola Marymount	86 62
13	A	Gonzaga	62 74	33	A	Oregon St.	56 89		78	A	Pacific	67 76	126	A	Washington St.	70 64
13	H	Gonzaga	52 66	39	A	BYU	78 75		83	A	UC Davis	74 76	133	H	Pepperdine	79 68
				39	H	BYU	73 74						163	A	Portland	98 91
				50	H	Wyoming	90 84						163	H	Portland	113 85
LAST 12 Division I GAMES:																
				76	N	Old Dominion	83 65		176	A	Santa Clara	83 59				
				39	A	BYU	78 75		234	A	San Francisco	80 65				
				13	H	Gonzaga	52 66		39	H	BYU	73 74				
				163	H	Portland	113 85		257	H	San Diego	74 60				
				102	H	Loyola Marymount	86 62		163	A	Portland	98 91				
				133	H	Pepperdine	79 68		13	A	Gonzaga	62 74				

Non-Div I Games:

Saint Mary's (CA)

■ Loss, 
 ■ Non-Conf, 
 ■ S Site, 
 ■ Home 
 ■ A Away 
 N Neutral

## Saint Peter's

Through Games Of Feb. 7, 2019

Average RPI Win:	328	WON-LOST	WINNING	LAST 10	STRENGTH OF	OPP. STRENGTH	TEAM	ADJ.	CONF.	ADJ CONF.
Average RPI Loss:	205	RECORD	PCT. RANK	GAMES	SCHEDULE	OF SCHEDULE	RPI	RPI	RPI	RPI
DIV. I ONLY	6- 15	282	0- 1	302	346	322	322	25	25	
DIV. I NON-CONF.	5- 6	177	0- 0	320	349	291	291	28	28	
TOTALS	RPI 1-25	RPI 26-50	W-L RECORDS	RPI 51-100	RPI 101-150	RPI 150+				
6- 15	0- 0	0- 0	OVERALL	0- 2	0- 3	6- 10				
4- 5	0- 0	0- 0	HOME	0- 0	0- 1	4- 4				
2- 10	0- 0	0- 0	AWAY	0- 2	0- 2	2- 6				
0- 0	0- 0	0- 0	NEUTRAL	0- 0	0- 0	0- 0				
5- 6	0- 0	0- 0	NON-CONFERENCE	0- 1	0- 2	5- 3				
4- 1	0- 0	0- 0	HOME	0- 0	0- 0	4- 1				
1- 5	0- 0	0- 0	AWAY	0- 1	0- 2	1- 2				
0- 0	0- 0	0- 0	NEUTRAL	0- 0	0- 0	0- 0				
1- 9	0- 0	0- 0	CONFERENCE	0- 1	0- 1	1- 7				
0- 4	0- 0	0- 0	HOME	0- 0	0- 1	0- 3				
1- 5	0- 0	0- 0	AWAY	0- 1	0- 0	1- 4				
0- 0	0- 0	0- 0	NEUTRAL	0- 0	0- 0	0- 0				

RPI 1-25				RPI 26-50				RPI 51-100				RPI 101+				Team's RPI: 322	
RPI	S	Opponent	Score	RPI	S	Opponent	Score	RPI	S	Opponent	Score	RPI	S	Opponent	Score		
								60	A	Quinnipiac	45	90	104	A	Seton Hall	47	90
								89	A	Yale	56	72	112	A	Boston College	57	89
													145	H	Marist	42	62
													186	A	Rider	38	60
													221	A	Niagara	57	81
													221	H	Niagara	66	75
													253	H	Cal St. Fullerton	45	69
													258	A	St. Francis Brooklyn	70	74
													269	A	Siena	46	50
													269	H	Siena	57	84
													284	A	Canisius	59	78
													284	H	Canisius	62	75
													310	H	NJIT	70	57
													311	A	Fairfield	68	65
													324	A	UMass Lowell	57	59
													325	A	Lafayette	62	60
													327	H	Wagner	69	57
													344	H	Fairleigh Dickinson	75	58
													351	H	LIU Brooklyn	86	59
LAST 12 Division I GAMES:																	
284	A	Canisius	59	78	284	H	Canisius	62	75								
221	A	Niagara	57	81	221	H	Niagara	66	75								
269	A	Siena	46	50	60	A	Quinnipiac	45	90								
145	H	Marist	42	62	269	H	Siena	57	84								
186	A	Rider	38	60	344	H	Fairleigh Dickinson	75	58								
311	A	Fairfield	68	65	258	A	St. Francis Brooklyn	70	74								

Non-Div I Games:

Saint Peter's

■ Loss, 
 ■ Non-Conf, 
 ■ S Site, 
 ■ H Home 
 ■ A Away 
 N Neutral

Average RPI Win:	290	WON-LOST	WINNING	LAST 10	STRENGTH OF	OPP. STRENGTH	TEAM	ADJ.	CONF.	ADJ CONF.
Average RPI Loss:	131	RECORD	PCT. RANK	GAMES	SCHEDULE	OF SCHEDULE	RPI	RPI	RPI	RPI
DIV. I ONLY	8- 9	191	1- 0	235	250	201	201	26	26	
DIV. I NON-CONF.	2- 5	264	0- 0	96	129	167	167	23	23	
TOTALS	RPI 1-25	RPI 26-50	W-L RECORDS	RPI 51-100	RPI 101-150	RPI 150+				
8- 9	0- 0	0- 1	OVERALL	0- 4	0- 0	8- 4				
3- 4	0- 0	0- 0	HOME	0- 2	0- 0	3- 2				
5- 4	0- 0	0- 1	AWAY	0- 1	0- 0	5- 2				
0- 1	0- 0	0- 0	NEUTRAL	0- 1	0- 0	0- 0				
2- 5	0- 0	0- 1	NON-CONFERENCE	0- 2	0- 0	2- 2				
0- 1	0- 0	0- 0	HOME	0- 0	0- 0	0- 1				
2- 3	0- 0	0- 1	AWAY	0- 1	0- 0	2- 1				
0- 1	0- 0	0- 0	NEUTRAL	0- 1	0- 0	0- 0				
6- 4	0- 0	0- 0	CONFERENCE	0- 2	0- 0	6- 2				
3- 3	0- 0	0- 0	HOME	0- 2	0- 0	3- 1				
3- 1	0- 0	0- 0	AWAY	0- 0	0- 0	3- 1				
0- 0	0- 0	0- 0	NEUTRAL	0- 0	0- 0	0- 0				

RPI S	Opponent	Score	RPI S	Opponent	Score	RPI S	Opponent	Score	RPI S	Opponent	Score	Team's RPI: 201
48	A TCU	59 72	52	A LSU	52 66	161	H Abilene Christian	79 91				
			58	H Lamar University	72 83	180	H Oral Roberts	62 73				
			70	H SFA	68 78	187	A Southern Miss.	65 61				
			90	N Troy	79 84	255	A Wichita St.	55 63				
						256	A Louisiana	68 62				
						263	A A&M-Corpus Christi	61 76				
						266	H Southeastern La.	94 63				
						292	H Central Ark.	66 62				
						320	A Incarnate Word	76 56				
						321	A McNeese	93 80				
						335	A Houston Baptist	74 63				
						341	H Northwestern St.	66 55				
LAST 12 Division I GAMES:												
321	A McNeese	93 80	263	A A&M-Corpus Christi	61 76							
70	H SFA	68 78	320	A Incarnate Word	76 56							
266	H Southeastern La.	94 63	292	H Central Ark.	66 62							
58	H Lamar University	72 83	161	H Abilene Christian	79 91							
341	H Northwestern St.	66 55	48	A TCU	59 72							
335	A Houston Baptist	74 63	180	H Oral Roberts	62 73							

Non-Div I Games: UNKNOWN 94 46 Wiley 101 63 Jarvis Christian 100 55

Sam Houston St.

Loss, Non-Conf, S Site, H Home A Away N Neutral

RPI 1-25				RPI 26-50				RPI 51-100				RPI 101+				Team's RPI: 261	
RPI	S	Opponent	Score	RPI	S	Opponent	Score	RPI	S	Opponent	Score	RPI	S	Opponent	Score		
								63	A	Auburn	46	73	127	H	UAB	41	66
								88	A	Oklahoma St.	62	82	129	A	UT Martin	68	89
								90	A	Troy	52	72	131	H	Chattanooga	63	73
													132	A	Colorado	39	81
													156	A	Mercer	68	76
													169	A	Denver	87	83
													174	A	Vanderbilt	52	77
													187	A	Southern Miss.	40	76
													193	A	Hampton	57	64
													223	A	Memphis	48	53
													236	A	Alabama St.	60	51
													237	A	Furman	36	57
													252	H	ETSU	79	58
													288	A	Wofford	62	71
													306	A	UNC Greensboro	54	55
													334	H	Presbyterian	75	54
													336	A	Western Caro.	75	42
LAST 12 Division I GAMES:																	
				288	A	Wofford	62	71	156	A	Mercer	68	76				
				237	A	Furman	36	57	174	A	Vanderbilt	52	77				
				131	H	Chattanooga	63	73	132	A	Colorado	39	81				
				252	H	ETSU	79	58	169	A	Denver	87	83				
				336	A	Western Caro.	75	42	63	A	Auburn	46	73				
				306	A	UNC Greensboro	54	55	223	A	Memphis	48	53				

Page 253

## San Diego

Through Games Of Feb. 7, 2019

Average RPI Win:	<b>244</b>	WON-LOST	WINNING	LAST 10	STRENGTH OF	OPP. STRENGTH	TEAM	ADJ.	CONF.	ADJ CONF.
Average RPI Loss:	<b>121</b>	RECORD	PCT. RANK	GAMES	SCHEDULE	OF SCHEDULE	RPI	RPI	RPI	RPI
DIV. I ONLY	<b>7- 15</b>	<b>264</b>	<b>0- 1</b>	<b>186</b>	<b>107</b>	<b>257</b>	<b>257</b>	<b>8</b>	<b>8</b>	
DIV. I NON-CONF.	<b>6- 4</b>	<b>125</b>	<b>0- 0</b>	<b>318</b>	<b>207</b>	<b>224</b>	<b>224</b>	<b>7</b>	<b>7</b>	
TOTALS	RPI 1-25	RPI 26-50	W-L RECORDS	RPI 51-100	RPI 101-150	RPI 150+				
7- 15	0- 1	0- 3	OVERALL	0- 2	0- 5	7- 4				
5- 7	0- 1	0- 2	HOME	0- 1	0- 2	5- 1				
2- 8	0- 0	0- 1	AWAY	0- 1	0- 3	2- 3				
0- 0	0- 0	0- 0	NEUTRAL	0- 0	0- 0	0- 0				
6- 4	0- 0	0- 1	NON-CONFERENCE	0- 0	0- 1	6- 2				
5- 1	0- 0	0- 1	HOME	0- 0	0- 0	5- 0				
1- 3	0- 0	0- 0	AWAY	0- 0	0- 1	1- 2				
0- 0	0- 0	0- 0	NEUTRAL	0- 0	0- 0	0- 0				
1- 11	0- 1	0- 2	CONFERENCE	0- 2	0- 4	1- 2				
0- 6	0- 1	0- 1	HOME	0- 1	0- 2	0- 1				
1- 5	0- 0	0- 1	AWAY	0- 1	0- 2	1- 1				
0- 0	0- 0	0- 0	NEUTRAL	0- 0	0- 0	0- 0				

RPI 1-25				RPI 26-50				RPI 51-100				RPI 101+ Team's RPI: 257			
RPI	S	Opponent	Score	RPI	S	Opponent	Score	RPI	S	Opponent	Score	RPI	S	Opponent	Score
13	H	Gonzaga	61 <b>86</b>	28	H	California	53 <b>70</b>	78	A	Pacific	47 <b>79</b>	102	A	Loyola Marymount	57 <b>83</b>
				39	H	BYU	56 <b>65</b>	78	H	Pacific	53 <b>70</b>	102	H	Loyola Marymount	52 <b>69</b>
				43	A	Saint Mary's (CA)	60 <b>74</b>					116	A	Minnesota	48 <b>53</b>
												133	A	Pepperdine	65 <b>88</b>
												133	H	Pepperdine	55 <b>74</b>
												163	H	Portland	60 <b>69</b>
												176	A	Santa Clara	57 49
												216	H	San Diego St.	72 71
												222	H	Hawaii	58 50
												227	H	Dartmouth	78 76
												234	A	San Francisco	57 <b>68</b>
												262	A	Long Beach St.	60 56
												273	A	Southern Utah	59 <b>69</b>
												277	H	Cleveland St.	83 82
												286	A	UTSA	77 <b>87</b>
												328	H	San Jose St.	83 79
LAST 12 Division I GAMES:															
78	H	Pacific	53 <b>70</b>	78	A	Pacific	47 <b>79</b>								
102	A	Loyola Marymount	57 <b>83</b>	43	A	Saint Mary's (CA)	60 <b>74</b>								
133	A	Pepperdine	65 <b>88</b>	133	H	Pepperdine	55 <b>74</b>								
39	H	BYU	56 <b>65</b>	102	H	Loyola Marymount	52 <b>69</b>								
13	H	Gonzaga	61 <b>86</b>	176	A	Santa Clara	57 49								
163	H	Portland	60 <b>69</b>	234	A	San Francisco	57 <b>68</b>								

Non-Div I Games: Cal St. San B'dino 76 58

San Diego

■ Loss, 
 ■ Non-Conf, 
 ■ S Site, 
 ■ Home 
 ■ Away 
 N Neutral

Average RPI Win:	235	WON-LOST	WINNING	LAST 10	STRENGTH OF	OPP. STRENGTH	TEAM	ADJ.	CONF.	ADJ CONF.
Average RPI Loss:	143	RECORD	PCT. RANK	GAMES	SCHEDULE	OF SCHEDULE	RPI	RPI	RPI	RPI
DIV. I ONLY	8- 12	230	1- 0	162	203	216	216	15	15	
DIV. I NON-CONF.	5- 6	177	0- 0	254	276	235	235	13	13	
TOTALS	RPI 1-25	RPI 26-50	W-L RECORDS	RPI 51-100	RPI 101-150	RPI 150+				
8- 12	0- 0	0- 2	OVERALL	1- 3	0- 2	7- 5				
6- 5	0- 0	0- 1	HOME	1- 2	0- 1	5- 1				
2- 7	0- 0	0- 1	AWAY	0- 1	0- 1	2- 4				
0- 0	0- 0	0- 0	NEUTRAL	0- 0	0- 0	0- 0				
5- 6	0- 0	0- 1	NON-CONFERENCE	0- 1	0- 1	5- 3				
3- 3	0- 0	0- 1	HOME	0- 1	0- 0	3- 1				
2- 3	0- 0	0- 0	AWAY	0- 0	0- 1	2- 2				
0- 0	0- 0	0- 0	NEUTRAL	0- 0	0- 0	0- 0				
3- 6	0- 0	0- 1	CONFERENCE	1- 2	0- 1	2- 2				
3- 2	0- 0	0- 0	HOME	1- 1	0- 1	2- 0				
0- 4	0- 0	0- 1	AWAY	0- 1	0- 0	0- 2				
0- 0	0- 0	0- 0	NEUTRAL	0- 0	0- 0	0- 0				

RPI S	Opponent	Score	RPI S	Opponent	Score	RPI S	Opponent	Score	RPI S	Opponent	Score	Team's RPI: 216
48	H TCU	64 81	51	A New Mexico	62 70	117	H Fresno St.	81 87				
50	A Wyoming	45 87	51	H New Mexico	61 59	143	A CSUN	74 77				
			57	H Boise St.	66 69	171	A UC Irvine	78 70				
			65	H Arizona	60 69	176	A Santa Clara	43 60				
						210	A UNLV	57 71				
						222	H Hawaii	58 57				
						249	A Air Force	66 75				
						249	H Air Force	70 61				
						253	A Cal St. Fullerton	83 72				
						257	A San Diego	71 72				
						282	H California Baptist	83 67				
						298	H UC Santa Barbara	58 63				
						320	H Incarnate Word	81 38				
						328	H San Jose St.	69 68				
LAST 12 Division I GAMES:												
51	H New Mexico	61 59	249	H Air Force	70 61							
328	H San Jose St.	69 68	50	A Wyoming	45 87							
249	A Air Force	66 75	57	H Boise St.	66 69							
210	A UNLV	57 71	298	H UC Santa Barbara	58 63							
117	H Fresno St.	81 87	143	A CSUN	74 77							
51	A New Mexico	62 70	171	A UC Irvine	78 70							

Non-Div I Games:

San Diego St.

■ Loss, 
■ Non-Conf, 
■ S Site, 
■ H Home 
■ A Away 
N Neutral

## San Francisco

Through Games Of Feb. 7, 2019

Average RPI Win:	272	WON-LOST	WINNING	LAST 10	STRENGTH OF	OPP. STRENGTH	TEAM	ADJ.	CONF.	ADJ CONF.
Average RPI Loss:	101	RECORD	PCT. RANK	GAMES	SCHEDULE	OF SCHEDULE	RPI	RPI	RPI	RPI
DIV. I ONLY	6- 16	290	0- 1	119	114	234	234	8	8	
DIV. I NON-CONF.	4- 7	228	0- 0	217	177	243	243	7	7	
TOTALS	RPI 1-25	RPI 26-50	W-L RECORDS	RPI 51-100	RPI 101-150	RPI 150+				
6- 16	0- 2	0- 2	OVERALL	0- 4	0- 5	6- 3				
2- 8	0- 0	0- 2	HOME	0- 3	0- 2	2- 1				
2- 7	0- 2	0- 0	AWAY	0- 1	0- 3	2- 1				
2- 1	0- 0	0- 0	NEUTRAL	0- 0	0- 0	2- 1				
4- 7	0- 1	0- 0	NON-CONFERENCE	0- 3	0- 2	4- 1				
1- 3	0- 0	0- 0	HOME	0- 2	0- 1	1- 0				
1- 3	0- 1	0- 0	AWAY	0- 1	0- 1	1- 0				
2- 1	0- 0	0- 0	NEUTRAL	0- 0	0- 0	2- 1				
2- 9	0- 1	0- 2	CONFERENCE	0- 1	0- 3	2- 2				
1- 5	0- 0	0- 2	HOME	0- 1	0- 1	1- 1				
1- 4	0- 1	0- 0	AWAY	0- 0	0- 2	1- 1				
0- 0	0- 0	0- 0	NEUTRAL	0- 0	0- 0	0- 0				

RPI 1-25				RPI 26-50				RPI 51-100				RPI 101+ Team's RPI: 234			
RPI	S	Opponent	Score	RPI	S	Opponent	Score	RPI	S	Opponent	Score	RPI	S	Opponent	Score
4	A	Stanford	62 96	39	H	BYU	59 67	78	H	Pacific	75 85	102	A	Loyola Marymount	58 66
13	A	Gonzaga	51 78	43	H	Saint Mary's (CA)	65 80	83	H	UC Davis	68 70	108	H	Northern Colo.	63 68
								91	A	Idaho	63 70	126	A	Washington St.	61 91
								96	H	UT Arlington	73 80	133	A	Pepperdine	50 69
												133	H	Pepperdine	66 72
												163	A	Portland	73 78
												176	A	Santa Clara	57 49
												176	H	Santa Clara	66 71
												229	N	North Dakota	97 100
												231	A	Sacramento St.	86 75
												257	H	San Diego	68 57
												316	N	North Dakota St.	75 42
												323	N	Cal Poly	65 62
												328	H	San Jose St.	85 63
LAST 12 Division I GAMES:															
133	H	Pepperdine	66 72	133	A	Pepperdine	50 69								
176	A	Santa Clara	57 49	102	A	Loyola Marymount	58 66								
163	A	Portland	73 78	176	H	Santa Clara	66 71								
13	A	Gonzaga	51 78	39	H	BYU	59 67								
78	H	Pacific	75 85	257	H	San Diego	68 57								
43	H	Saint Mary's (CA)	65 80	229	N	North Dakota	97 100								

Non-Div I Games:

San Francisco

■ Loss, 
■ Non-Conf, 
■ S Site, 
■ H Home 
■ A Away 
N Neutral



Average RPI Win:	240	WON-LOST	WINNING	LAST 10	STRENGTH OF	OPP. STRENGTH	TEAM	ADJ.	CONF.	ADJ CONF.
Average RPI Loss:	165	RECORD	PCT. RANK	GAMES	SCHEDULE	OF SCHEDULE	RPI	RPI	RPI	RPI
DIV. I ONLY	2- 17	336	0- 1	209	165	328	328	15	15	
DIV. I NON-CONF.	1- 9	326	0- 0	209	192	329	329	13	13	
TOTALS	RPI 1-25	RPI 26-50	W-L RECORDS	RPI 51-100	RPI 101-150	RPI 150+				
2- 17	0- 0	0- 1	OVERALL	0- 2	0- 4	2- 10				
2- 6	0- 0	0- 1	HOME	0- 1	0- 0	2- 4				
0- 11	0- 0	0- 0	AWAY	0- 1	0- 4	0- 6				
0- 0	0- 0	0- 0	NEUTRAL	0- 0	0- 0	0- 0				
1- 9	0- 0	0- 0	NON-CONFERENCE	0- 1	0- 3	1- 5				
1- 3	0- 0	0- 0	HOME	0- 1	0- 0	1- 2				
0- 6	0- 0	0- 0	AWAY	0- 0	0- 3	0- 3				
0- 0	0- 0	0- 0	NEUTRAL	0- 0	0- 0	0- 0				
1- 8	0- 0	0- 1	CONFERENCE	0- 1	0- 1	1- 5				
1- 3	0- 0	0- 1	HOME	0- 0	0- 0	1- 2				
0- 5	0- 0	0- 0	AWAY	0- 1	0- 1	0- 3				
0- 0	0- 0	0- 0	NEUTRAL	0- 0	0- 0	0- 0				

RPI S	Opponent	Score	RPI S	Opponent	Score	RPI S	Opponent	Score	RPI S	Opponent	Score	Team's RPI: 328
			50 H Wyoming	56 70		57 A Boise St.	68 99		107 A Nebraska	63 96		
						78 H Pacific	67 91		117 A Fresno St.	48 77		
									132 A Colorado	64 76		
									143 A CSUN	40 76		
									154 A Portland St.	51 80		
									171 H UC Irvine	66 74		
									176 H Santa Clara	56 62		
									206 A Utah St.	49 82		
									206 H Utah St.	68 59		
									210 H UNLV	43 53		
									216 A San Diego St.	68 69		
									234 A San Francisco	63 85		
									242 H Nevada	49 52		
									249 A Air Force	77 88		
									257 A San Diego	79 83		
									274 H CSU Bakersfield	82 72		
LAST 12 Division I GAMES:												
216 A	San Diego St.	68 69	57 A	Boise St.	68 99							
206 H	Utah St.	68 59	242 H	Nevada	49 52							
249 A	Air Force	77 88	117 A	Fresno St.	48 77							
50 H	Wyoming	56 70	257 A	San Diego	79 83							
210 H	UNLV	43 53	143 A	CSUN	40 76							
206 A	Utah St.	49 82	176 H	Santa Clara	56 62							

Non-Div I Games: San Fran. St. 66 73

San Jose St.

Santa Clara

Through Games Of Feb. 7, 2019

Average RPI Win:	216	WON-LOST	WINNING	LAST 10	STRENGTH OF	OPP. STRENGTH	TEAM	ADJ.	CONF.	ADJ CONF.
Average RPI Loss:	104	RECORD	PCT. RANK	GAMES	SCHEDULE	OF SCHEDULE	RPI	RPI	RPI	RPI
DIV. I ONLY	9- 12	218	0- 1	125	113	176	176	8	8	
DIV. I NON-CONF.	6- 4	125	0- 0	181	228	135	135	7	7	
TOTALS	RPI 1-25	RPI 26-50	W-L RECORDS	RPI 51-100	RPI 101-150	RPI 150+				
9- 12	0- 1	0- 3	OVERALL	1- 2	1- 4	7- 2				
4- 7	0- 0	0- 2	HOME	1- 1	0- 2	3- 2				
5- 5	0- 1	0- 1	AWAY	0- 1	1- 2	4- 0				
0- 0	0- 0	0- 0	NEUTRAL	0- 0	0- 0	0- 0				
6- 4	0- 0	0- 1	NON-CONFERENCE	1- 1	0- 2	5- 0				
4- 1	0- 0	0- 0	HOME	1- 0	0- 1	3- 0				
2- 3	0- 0	0- 1	AWAY	0- 1	0- 1	2- 0				
0- 0	0- 0	0- 0	NEUTRAL	0- 0	0- 0	0- 0				
3- 8	0- 1	0- 2	CONFERENCE	0- 1	1- 2	2- 2				
0- 6	0- 0	0- 2	HOME	0- 1	0- 1	0- 2				
3- 2	0- 1	0- 0	AWAY	0- 0	1- 1	2- 0				
0- 0	0- 0	0- 0	NEUTRAL	0- 0	0- 0	0- 0				

RPI	S	Opponent	Score	RPI	S	Opponent	Score	RPI	S	Opponent	Score	RPI	S	Opponent	Score	Team's RPI: 176
13	A	Gonzaga	61 78	33	A	Oregon St.	31 82	54	A	Southern California	46 77	102	A	Loyola Marymount	83 75	
				39	H	BYU	44 54	68	H	Missouri St.	77 73	102	H	Loyola Marymount	60 69	
				43	H	Saint Mary's (CA)	59 83	78	H	Pacific	70 74	117	A	Fresno St.	53 80	
												133	A	Pepperdine	48 74	
												143	H	CSUN	38 53	
												163	A	Portland	72 66	
												216	H	San Diego St.	60 43	
												234	A	San Francisco	71 66	
												234	H	San Francisco	49 57	
												242	H	Nevada	56 48	
												253	A	Cal St. Fullerton	64 60	
												257	H	San Diego	49 57	
												328	A	San Jose St.	62 56	
												340	H	Grand Canyon	75 55	
LAST 12 Division I GAMES:																
102	H	Loyola Marymount	60 69	102	A	Loyola Marymount	83 75									
234	H	San Francisco	49 57	133	A	Pepperdine	48 74									
13	A	Gonzaga	61 78	234	A	San Francisco	71 66									
163	A	Portland	72 66	257	H	San Diego	49 57									
43	H	Saint Mary's (CA)	59 83	39	H	BYU	44 54									
78	H	Pacific	70 74	340	H	Grand Canyon	75 55									

Non-Div I Games: Sonoma St. 98 38

Santa Clara

Loss, Non-Conf, S Site, H Home A Away N Neutral



Average RPI Win:	347	WON-LOST	WINNING	LAST 10	STRENGTH OF	OPP. STRENGTH	TEAM	ADJ.	CONF.	ADJ CONF.
Average RPI Loss:	196	RECORD	PCT. RANK	GAMES	SCHEDULE	OF SCHEDULE	RPI	RPI	RPI	RPI
DIV. I ONLY	1- 20	348	0- 1	213	318	339	339	30	30	
DIV. I NON-CONF.	0- 13	336	0- 0	119	262	325	325	30	30	
TOTALS	RPI 1-25	RPI 26-50	W-L RECORDS	RPI 51-100	RPI 101-150	RPI 150+				
1- 20	0- 0	0- 1	OVERALL	0- 3	0- 2	1- 14				
1- 9	0- 0	0- 0	HOME	0- 0	0- 2	1- 7				
0- 10	0- 0	0- 1	AWAY	0- 2	0- 0	0- 7				
0- 1	0- 0	0- 0	NEUTRAL	0- 1	0- 0	0- 0				
0- 13	0- 0	0- 1	NON-CONFERENCE	0- 3	0- 2	0- 7				
0- 5	0- 0	0- 0	HOME	0- 0	0- 2	0- 3				
0- 7	0- 0	0- 1	AWAY	0- 2	0- 0	0- 4				
0- 1	0- 0	0- 0	NEUTRAL	0- 1	0- 0	0- 0				
1- 7	0- 0	0- 0	CONFERENCE	0- 0	0- 0	1- 7				
1- 4	0- 0	0- 0	HOME	0- 0	0- 0	1- 4				
0- 3	0- 0	0- 0	AWAY	0- 0	0- 0	0- 3				
0- 0	0- 0	0- 0	NEUTRAL	0- 0	0- 0	0- 0				

RPI	S	Opponent	Score	RPI	S	Opponent	Score	RPI	S	Opponent	Score	RPI	S	Opponent	Score	Team's RPI: 339
30	A	Utah	62 89	65	N	Arizona	54 84	133	H	Pepperdine	64 78	141	H	Washington	58 69	
				78	A	Pacific	61 75	154	A	Portland St.	43 68	164	A	New Mexico St.	55 75	
				83	A	UC Davis	59 76	171	A	UC Irvine	60 65	218	A	UTRGV	56 69	
								220	H	UMKC	62 86	222	A	Hawaii	51 67	
								242	A	Nevada	54 67	244	H	Northern Ariz.	58 65	
								253	H	Cal St. Fullerton	54 57	274	H	CSU Bakersfield	60 70	
								275	H	Utah Valley	55 58	282	A	California Baptist	83 100	
								323	H	Cal Poly	50 60	340	H	Grand Canyon	73 74	
								347	H	Chicago St.	90 54					
LAST 12 Division I GAMES:																
282	A	California Baptist	83 100	340	H	Grand Canyon	73 74									
220	H	UMKC	62 86	274	H	CSU Bakersfield	60 70									
347	H	Chicago St.	90 54	171	A	UC Irvine	60 65									
218	A	UTRGV	56 69	242	A	Nevada	54 67									
164	A	New Mexico St.	55 75	323	H	Cal Poly	50 60									
275	H	Utah Valley	55 58	83	A	UC Davis	59 76									

Non-Div I Games:

Seattle U

■ Loss, 
 ■ Non-Conf, 
 ■ S Site, 
 ■ H Home 
 ■ A Away 
 N Neutral

Average RPI Win:	193	WON-LOST	WINNING	LAST 10	STRENGTH OF	OPP. STRENGTH	TEAM	ADJ.	CONF.	ADJ CONF.
Average RPI Loss:	67	RECORD	PCT. RANK	GAMES	SCHEDULE	OF SCHEDULE	RPI	RPI	RPI	RPI
DIV. I ONLY	14- 8	100	1- 0	117	81	104	104	6	6	
DIV. I NON-CONF.	8- 3	72	0- 0	287	190	138	138	4	4	
TOTALS	RPI 1-25	RPI 26-50	W-L RECORDS	RPI 51-100	RPI 101-150	RPI 150+				
14- 8	0- 2	2- 4	OVERALL	4- 0	1- 0	7- 2				
11- 2	0- 0	1- 1	HOME	3- 0	1- 0	6- 1				
2- 5	0- 2	1- 2	AWAY	1- 0	0- 0	0- 1				
1- 1	0- 0	0- 1	NEUTRAL	0- 0	0- 0	1- 0				
8- 3	0- 1	0- 2	NON-CONFERENCE	1- 0	0- 0	7- 0				
6- 0	0- 0	0- 0	HOME	0- 0	0- 0	6- 0				
1- 2	0- 1	0- 1	AWAY	1- 0	0- 0	0- 0				
1- 1	0- 0	0- 1	NEUTRAL	0- 0	0- 0	1- 0				
6- 5	0- 1	2- 2	CONFERENCE	3- 0	1- 0	0- 2				
5- 2	0- 0	1- 1	HOME	3- 0	1- 0	0- 1				
1- 3	0- 1	1- 1	AWAY	0- 0	0- 0	0- 1				
0- 0	0- 0	0- 0	NEUTRAL	0- 0	0- 0	0- 0				

RPI 1-25				RPI 26-50				RPI 51-100				RPI 101+				Team's RPI: 104
RPI	S	Opponent	Score	RPI	S	Opponent	Score	RPI	S	Opponent	Score	RPI	S	Opponent	Score	
6	A	UConn	61 99	36	A	DePaul	84 73	80	A	Princeton	70 66	123	H	St. John's (NY)	77 67	
8	A	Marquette	60 96	37	H	Villanova	66 70	93	H	Georgetown	76 63	170	A	Xavier	62 63	
				45	A	Butler	59 62	99	H	Creighton	82 75	170	H	Xavier	76 80	
				45	H	Butler	83 62	100	H	Providence	79 73	258	H	St. Francis Brooklyn	100 77	
				47	A	UCLA	62 78					286	H	UTSA	84 53	
				49	N	Georgia Tech	73 84					296	H	Kennesaw St.	102 80	
												306	N	UNC Greensboro	71 64	
												322	H	Saint Peter's	90 47	
												324	H	UMass Lowell	90 57	
												327	H	Wagner	95 40	
LAST 12 Division I GAMES:																
				45	H	Butler	83 62	100	H	Providence	79 73					
				170	H	Xavier	76 80	99	H	Creighton	82 75					
				93	H	Georgetown	76 63	170	A	Xavier	62 63					
				37	H	Villanova	66 70	45	A	Butler	59 62					
				36	A	DePaul	84 73	123	H	St. John's (NY)	77 67					
				8	A	Marquette	60 96	306	N	UNC Greensboro	71 64					

Non-Div I Games:

Seton Hall

Average RPI Win: <b>282</b>	WON-LOST	WINNING	LAST 10	STRENGTH OF	OPP. STRENGTH	TEAM	ADJ.	CONF.	ADJ CONF.
Average RPI Loss: <b>183</b>	RECORD	PCT. RANK	GAMES	SCHEDULE	OF SCHEDULE	RPI	RPI	RPI	RPI
DIV. I ONLY	10- 13	214	1- 0	301	277	269	269	25	25
DIV. I NON-CONF.	4- 7	228	1- 0	226	271	275	275	28	28
TOTALS	RPI 1-25	RPI 26-50	W-L RECORDS	RPI 51-100	RPI 101-150	RPI 150+			
10- 13	0- 0	0- 0	OVERALL	0- 4	0- 2	10- 7			
5- 6	0- 0	0- 0	HOME	0- 2	0- 1	5- 3			
4- 6	0- 0	0- 0	AWAY	0- 1	0- 1	4- 4			
1- 1	0- 0	0- 0	NEUTRAL	0- 1	0- 0	1- 0			
4- 7	0- 0	0- 0	NON-CONFERENCE	0- 3	0- 0	4- 4			
2- 4	0- 0	0- 0	HOME	0- 2	0- 0	2- 2			
1- 2	0- 0	0- 0	AWAY	0- 0	0- 0	1- 2			
1- 1	0- 0	0- 0	NEUTRAL	0- 1	0- 0	1- 0			
6- 6	0- 0	0- 0	CONFERENCE	0- 1	0- 2	6- 3			
3- 2	0- 0	0- 0	HOME	0- 0	0- 1	3- 1			
3- 4	0- 0	0- 0	AWAY	0- 1	0- 1	3- 2			
0- 0	0- 0	0- 0	NEUTRAL	0- 0	0- 0	0- 0			

RPI S	Opponent	Score	RPI S	Opponent	Score	RPI S	Opponent	Score	RPI S	Opponent	Score	Team's RPI: 269
						60	A Quinnipiac	31 <b>68</b>	145	A Marist	59 <b>88</b>	
						69	H Harvard	54 <b>73</b>	145	H Marist	58 <b>73</b>	
						74	H Penn	51 <b>58</b>	186	H Rider	52 <b>55</b>	
						85	N Drexel	39 <b>51</b>	196	H Massachusetts	64 59	
									205	A St. Bonaventure	58 <b>74</b>	
									219	A Howard	86 81	
									228	H Colgate	55 53	
									233	A Monmouth	77 68	
									239	A Sacred Heart	50 <b>72</b>	
									250	H Hofstra	50 <b>57</b>	
									293	H Fla. Atlantic	66 <b>70</b>	
									311	A Fairfield	55 <b>59</b>	
									313	A Manhattan	48 <b>52</b>	
									313	H Manhattan	62 56	
									322	A Saint Peter's	84 57	
									322	H Saint Peter's	50 46	
									327	N Wagner	74 71	
									332	A Iona	66 45	
									332	H Iona	59 47	
LAST 12 Division I GAMES:												
			327	N Wagner	74 71	60	A Quinnipiac	31 <b>68</b>				
			332	A Iona	66 45	233	A Monmouth	77 68				
			313	A Manhattan	48 <b>52</b>	145	A Marist	59 <b>88</b>				
			145	H Marist	58 <b>73</b>	186	H Rider	52 <b>55</b>				
			311	A Fairfield	55 <b>59</b>	313	H Manhattan	62 56				
			322	H Saint Peter's	50 46	332	H Iona	59 47				

Non-Div I Games:

Siena

# South Alabama

Through Games Of Feb. 7, 2019

Average RPI Win:	221	WON-LOST	WINNING	LAST 10	STRENGTH OF	OPP. STRENGTH	TEAM	ADJ.	CONF.	ADJ CONF.
Average RPI Loss:	135	RECORD	PCT. RANK	GAMES	SCHEDULE	OF SCHEDULE	RPI	RPI	RPI	RPI
DIV. I ONLY	15- 4	30	1- 0	291	141	115	115	12	12	
DIV. I NON-CONF.	9- 0	1	1- 0	321	163	69	69	15	15	
TOTALS	RPI 1-25	RPI 26-50	W-L RECORDS	RPI 51-100	RPI 101-150	RPI 150+				
15- 4	0- 0	0- 0	OVERALL	1- 1	1- 1	13- 2				
6- 2	0- 0	0- 0	HOME	1- 1	0- 0	5- 1				
8- 2	0- 0	0- 0	AWAY	0- 0	1- 1	7- 1				
1- 0	0- 0	0- 0	NEUTRAL	0- 0	0- 0	1- 0				
9- 0	0- 0	0- 0	NON-CONFERENCE	0- 0	1- 0	8- 0				
3- 0	0- 0	0- 0	HOME	0- 0	0- 0	3- 0				
5- 0	0- 0	0- 0	AWAY	0- 0	1- 0	4- 0				
1- 0	0- 0	0- 0	NEUTRAL	0- 0	0- 0	1- 0				
6- 4	0- 0	0- 0	CONFERENCE	1- 1	0- 1	5- 2				
3- 2	0- 0	0- 0	HOME	1- 1	0- 0	2- 1				
3- 2	0- 0	0- 0	AWAY	0- 0	0- 1	3- 1				
0- 0	0- 0	0- 0	NEUTRAL	0- 0	0- 0	0- 0				

RPI S	Opponent	Score	RPI S	Opponent	Score	RPI S	Opponent	Score	RPI S	Opponent	Score
						71	H Little Rock	42 65	128	A Alabama	72 67
						90	H Troy	80 77	135	A Appalachian St.	63 71
									157	A Georgia St.	68 59
									164	N New Mexico St.	68 67
									166	A Arkansas St.	58 69
									166	H Arkansas St.	64 77
									173	A Southern U.	53 49
									187	H Southern Miss.	77 68
									189	A Coastal Caro.	88 78
									236	H Alabama St.	77 65
									252	H ETSU	81 74
									256	H Louisiana	83 60
									279	A Ga. Southern	69 53
									290	A Tennessee St.	78 56
									292	A Central Ark.	58 50
									312	H La.-Monroe	77 49
									315	A FIU	84 77
LAST 12 Division I GAMES:											
315	A	FIU	84	77	157	A	Georgia St.	68	59		
166	A	Arkansas St.	58	69	71	H	Little Rock	42	65		
90	H	Troy	80	77	166	H	Arkansas St.	64	77		
312	H	La.-Monroe	77	49	189	A	Coastal Caro.	88	78		
256	H	Louisiana	83	60	135	A	Appalachian St.	63	71		
279	A	Ga. Southern	69	53	164	N	New Mexico St.	68	67		

Non-Div I Games: Faulkner 97 40 Spring Hill 75 57

South Alabama

Loss, Non-Conf, S Site, H Home A Away N Neutral

# South Carolina

Through Games Of Feb. 7, 2019

Average RPI Win:	126	WON-LOST	WINNING	LAST 10	STRENGTH OF	OPP. STRENGTH	TEAM	ADJ.	CONF.	ADJ CONF.
Average RPI Loss:	16	RECORD	PCT. RANK	GAMES	SCHEDULE	OF SCHEDULE	RPI	RPI	RPI	RPI
DIV. I ONLY	17- 5	38	0- 1	17	21	16	16	5	5	
DIV. I NON-CONF.	8- 4	91	0- 1	22	28	39	39	5	5	
TOTALS	RPI 1-25	RPI 26-50	W-L RECORDS	RPI 51-100	RPI 101-150	RPI 150+				
17- 5	1- 4	4- 1	OVERALL	2- 0	3- 0	7- 0				
10- 2	0- 2	2- 0	HOME	0- 0	3- 0	5- 0				
6- 1	1- 1	2- 0	AWAY	2- 0	0- 0	1- 0				
1- 2	0- 1	0- 1	NEUTRAL	0- 0	0- 0	1- 0				
8- 4	0- 3	2- 1	NON-CONFERENCE	0- 0	2- 0	4- 0				
5- 2	0- 2	1- 0	HOME	0- 0	2- 0	2- 0				
2- 0	0- 0	1- 0	AWAY	0- 0	0- 0	1- 0				
1- 2	0- 1	0- 1	NEUTRAL	0- 0	0- 0	1- 0				
9- 1	1- 1	2- 0	CONFERENCE	2- 0	1- 0	3- 0				
5- 0	0- 0	1- 0	HOME	0- 0	1- 0	3- 0				
4- 1	1- 1	1- 0	AWAY	2- 0	0- 0	0- 0				
0- 0	0- 0	0- 0	NEUTRAL	0- 0	0- 0	0- 0				

RPI	S	Opponent	Score	RPI	S	Opponent	Score	RPI	S	Opponent	Score	RPI	S	Opponent	Score
2	H	Baylor	69 94	26	A	Kentucky	74 70	52	A	LSU	76 53	105	H	Dayton	65 55
7	A	Mississippi St.	74 89	31	H	Missouri	79 65	75	A	Arkansas	87 79	128	H	Alabama	62 59
19	H	Maryland	61 85	33	N	Oregon St.	68 70					135	H	Appalachian St.	80 50
20	N	Drake	85 90	42	A	Purdue	82 73					174	H	Vanderbilt	80 69
21	A	Texas A&M	60 57	44	H	Clemson	69 57					178	H	Temple	88 60
												198	H	Ole Miss	76 42
												203	H	Florida	71 40
												236	A	Alabama St.	94 38
												237	H	Furman	66 53
												252	N	ETSU	101 55
LAST 12 Division I GAMES:															
20	N	Drake	85 90	31	H	Missouri	79 65								
33	N	Oregon St.	68 70	7	A	Mississippi St.	74 89								
198	H	Ole Miss	76 42	52	A	LSU	76 53								
75	A	Arkansas	87 79	203	H	Florida	71 40								
26	A	Kentucky	74 70	128	H	Alabama	62 59								
174	H	Vanderbilt	80 69	21	A	Texas A&M	60 57								

Non-Div I Games:

South Carolina

Loss, Non-Conf, S Site, H Home A Away N Neutral



Average RPI Win:	307	WON-LOST	WINNING	LAST 10	STRENGTH OF	OPP. STRENGTH	TEAM	ADJ.	CONF.	ADJ CONF.
Average RPI Loss:	202	RECORD	PCT. RANK	GAMES	SCHEDULE	OF SCHEDULE	RPI	RPI	RPI	RPI
DIV. I ONLY	9- 11	202	1- 0	349	317	291	291	32	32	
DIV. I NON-CONF.	5- 7	206	1- 0	336	265	295	295	32	32	
TOTALS	RPI 1-25	RPI 26-50	W-L RECORDS	RPI 51-100	RPI 101-150	RPI 150+				
9- 11	0- 0	0- 0	OVERALL	0- 1	0- 2	9- 8				
4- 3	0- 0	0- 0	HOME	0- 0	0- 0	4- 3				
5- 6	0- 0	0- 0	AWAY	0- 1	0- 1	5- 4				
0- 2	0- 0	0- 0	NEUTRAL	0- 0	0- 1	0- 1				
5- 7	0- 0	0- 0	NON-CONFERENCE	0- 1	0- 2	5- 4				
3- 1	0- 0	0- 0	HOME	0- 0	0- 0	3- 1				
2- 4	0- 0	0- 0	AWAY	0- 1	0- 1	2- 2				
0- 2	0- 0	0- 0	NEUTRAL	0- 0	0- 1	0- 1				
4- 4	0- 0	0- 0	CONFERENCE	0- 0	0- 0	4- 4				
1- 2	0- 0	0- 0	HOME	0- 0	0- 0	1- 2				
3- 2	0- 0	0- 0	AWAY	0- 0	0- 0	3- 2				
0- 0	0- 0	0- 0	NEUTRAL	0- 0	0- 0	0- 0				

RPI S	Opponent	Score	RPI S	Opponent	Score	RPI S	Opponent	Score	RPI S	Opponent	Score	Team's RPI: 291
						65 A	Arizona	32 73	109 N	Wake Forest	44 58	
									114 A	Radford	31 61	
									179 A	UMES	43 63	
									189 A	Coastal Caro.	44 57	
									207 N	East Carolina	63 71	
									210 H	UNLV	58 49	
									219 H	Howard	72 63	
									230 H	N.C. A&T	44 58	
									270 H	Norfolk St.	50 57	
									272 H	Winthrop	50 58	
									289 A	Col. of Charleston	51 75	
									303 A	Morgan St.	51 62	
									314 A	Coppin St.	75 59	
									319 H	Charleston So.	67 58	
									334 A	Presbyterian	57 48	
									336 A	Western Caro.	54 39	
									337 H	USC Upstate	71 66	
									346 A	Delaware St.	63 60	
									348 A	Savannah St.	71 60	
LAST 12 Division I GAMES:												
210 H	UNLV	58 49	314 A	Coppin St.	75 59							
346 A	Delaware St.	63 60	303 A	Morgan St.	51 62							
179 A	UMES	43 63	230 H	N.C. A&T	44 58							
348 A	Savannah St.	71 60	336 A	Western Caro.	54 39							
270 H	Norfolk St.	50 57	207 N	East Carolina	63 71							
219 H	Howard	72 63	109 N	Wake Forest	44 58							

Non-Div I Games: Voorhees 88 61 UNKNOWN 67 51

South Carolina St.

Loss, Non-Conf, S Site, H Home A Away N Neutral

# South Dakota

Through Games Of Feb. 7, 2019

Average RPI Win:	188	WON-LOST	WINNING	LAST 10	STRENGTH OF	OPP. STRENGTH	TEAM	ADJ.	CONF.	ADJ CONF.
Average RPI Loss:	77	RECORD	PCT. RANK	GAMES	SCHEDULE	OF SCHEDULE	RPI	RPI	RPI	RPI
DIV. I ONLY	19- 3	12	1- 0	193	111	38	38	18	18	
DIV. I NON-CONF.	10- 2	37	0- 0	48	16	14	14	18	18	
TOTALS	RPI 1-25	RPI 26-50	W-L RECORDS	RPI 51-100	RPI 101-150	RPI 150+				
19- 3	1- 1	2- 1	OVERALL	3- 0	2- 0	11- 1				
7- 0	1- 0	1- 0	HOME	1- 0	0- 0	4- 0				
9- 2	0- 1	1- 0	AWAY	2- 0	1- 0	5- 1				
3- 1	0- 0	0- 1	NEUTRAL	0- 0	1- 0	2- 0				
10- 2	1- 1	1- 1	NON-CONFERENCE	3- 0	2- 0	3- 0				
3- 0	1- 0	0- 0	HOME	1- 0	0- 0	1- 0				
4- 1	0- 1	1- 0	AWAY	2- 0	1- 0	0- 0				
3- 1	0- 0	0- 1	NEUTRAL	0- 0	1- 0	2- 0				
9- 1	0- 0	1- 0	CONFERENCE	0- 0	0- 0	8- 1				
4- 0	0- 0	1- 0	HOME	0- 0	0- 0	3- 0				
5- 1	0- 0	0- 0	AWAY	0- 0	0- 0	5- 1				
0- 0	0- 0	0- 0	NEUTRAL	0- 0	0- 0	0- 0				

RPI 1-25				RPI 26-50				Team's RPI: 38				RPI 51-100				RPI 101+			
RPI	S	Opponent	Score	RPI	S	Opponent	Score	RPI	S	Opponent	Score	RPI	S	Opponent	Score	RPI	S	Opponent	Score
11	H	Iowa St.	64 59	27	H	South Dakota St.	105 98	68	A	Missouri St.	85 74	102	N	Loyola Marymount	67 40				
20	A	Drake	64 76	31	A	Missouri	74 61	77	H	Green Bay	55 49	147	A	Montana	64 41				
				41	N	Indiana	60 68	99	A	Creighton	77 65	169	A	Denver	99 104				
												180	A	Oral Roberts	76 72				
												202	N	Grambling	67 53				
												224	H	Western Ill.	92 49				
												229	A	North Dakota	80 50				
												255	N	Wichita St.	73 64				
												308	A	Omaha	80 49				
												308	H	Omaha	78 33				
												316	A	North Dakota St.	67 41				
												320	H	Incarinate Word	96 43				
												333	A	Purdue Fort Wayne	71 49				
												333	H	Purdue Fort Wayne	69 51				
LAST 12 Division I GAMES:																			
308	H	Omaha	78 33	333	H	Purdue Fort Wayne	69 51												
333	A	Purdue Fort Wayne	71 49	27	H	South Dakota St.	105 98												
224	H	Western Ill.	92 49	169	A	Denver	99 104												
229	A	North Dakota	80 50	316	A	North Dakota St.	67 41												
308	A	Omaha	80 49	41	N	Indiana	60 68												
180	A	Oral Roberts	76 72	102	N	Loyola Marymount	67 40												

Non-Div I Games: Bellevue 79 40 St. Mary (NE) 112 52

South Dakota

Loss, Non-Conf, S Site, H Home A Away N Neutral

Average RPI Win:	177	WON-LOST	WINNING	LAST 10	STRENGTH OF	OPP. STRENGTH	TEAM	ADJ.	CONF.	ADJ CONF.
Average RPI Loss:	21	RECORD	PCT. RANK	GAMES	SCHEDULE	OF SCHEDULE	RPI	RPI	RPI	RPI
DIV. I ONLY	17- 6	54	1- 0	42	91	27	27	18	18	
DIV. I NON-CONF.	8- 5	120	0- 0	5	7	16	16	18	18	
TOTALS	RPI 1-25	RPI 26-50	W-L RECORDS	RPI 51-100	RPI 101-150	RPI 150+				
17- 6	2- 4	0- 2	OVERALL	3- 0	2- 0	10- 0				
9- 1	1- 1	0- 0	HOME	3- 0	0- 0	5- 0				
8- 3	1- 1	0- 2	AWAY	0- 0	2- 0	5- 0				
0- 2	0- 2	0- 0	NEUTRAL	0- 0	0- 0	0- 0				
8- 5	2- 4	0- 1	NON-CONFERENCE	3- 0	2- 0	1- 0				
5- 1	1- 1	0- 0	HOME	3- 0	0- 0	1- 0				
3- 2	1- 1	0- 1	AWAY	0- 0	2- 0	0- 0				
0- 2	0- 2	0- 0	NEUTRAL	0- 0	0- 0	0- 0				
9- 1	0- 0	0- 1	CONFERENCE	0- 0	0- 0	9- 0				
4- 0	0- 0	0- 0	HOME	0- 0	0- 0	4- 0				
5- 1	0- 0	0- 1	AWAY	0- 0	0- 0	5- 0				
0- 0	0- 0	0- 0	NEUTRAL	0- 0	0- 0	0- 0				

RPI 1-25				RPI 26-50				Team's RPI: 27				RPI 51-100				RPI 101+			
RPI	S	Opponent	Score	RPI	S	Opponent	Score	RPI	S	Opponent	Score	RPI	S	Opponent	Score	RPI	S	Opponent	Score
2	N	Baylor	66 72	38	A	South Dakota	98 105	67	H	FGCU	80 62	131	A	Chattanooga	71 54				
5	H	Oregon	79 87	50	A	Wyoming	70 77	77	H	Green Bay	77 47	140	A	Montana St.	88 67				
8	A	Marquette	52 91					99	H	Creighton	74 48	169	A	Denver	83 67				
20	H	Drake	80 71									169	H	Denver	76 59				
23	A	Central Mich.	80 71									180	A	Oral Roberts	74 65				
24	N	Buffalo	55 61									180	H	Oral Roberts	68 55				

Average RPI Win:	188	WON-LOST	WINNING	LAST 10	STRENGTH OF	OPP. STRENGTH	TEAM	ADJ.	CONF.	ADJ CONF.
Average RPI Loss:	78	RECORD	PCT. RANK	GAMES	SCHEDULE	OF SCHEDULE	RPI	RPI	RPI	RPI
DIV. I ONLY	12- 11	155	1- 0	103	57	136	136	9	9	
DIV. I NON-CONF.	9- 5	105	0- 0	231	17	150	150	9	9	
TOTALS	RPI 1-25	RPI 26-50	W-L RECORDS	RPI 51-100	RPI 101-150	RPI 150+				
12- 11	0- 3	1- 2	OVERALL	0- 4	3- 0	8- 2				
8- 3	0- 1	0- 0	HOME	0- 1	1- 0	7- 1				
3- 4	0- 2	0- 0	AWAY	0- 1	2- 0	1- 1				
1- 4	0- 0	1- 2	NEUTRAL	0- 2	0- 0	0- 0				
9- 5	0- 0	1- 2	NON-CONFERENCE	0- 3	1- 0	7- 0				
7- 0	0- 0	0- 0	HOME	0- 0	0- 0	7- 0				
1- 1	0- 0	0- 0	AWAY	0- 1	1- 0	0- 0				
1- 4	0- 0	1- 2	NEUTRAL	0- 2	0- 0	0- 0				
3- 6	0- 3	0- 0	CONFERENCE	0- 1	2- 0	1- 2				
1- 3	0- 1	0- 0	HOME	0- 1	1- 0	0- 1				
2- 3	0- 2	0- 0	AWAY	0- 0	1- 0	1- 1				
0- 0	0- 0	0- 0	NEUTRAL	0- 0	0- 0	0- 0				

RPI	S	Opponent	Score	RPI	S	Opponent	Score	RPI	S	Opponent	Score	RPI	S	Opponent	Score	Team's RPI: 136
6	A	UConn	46 63	26	N	Kentucky	63 85	52	A	LSU	49 78	101	A	Ohio St.	71 47	
14	A	UCF	63 66	29	N	North Carolina	69 71	87	H	Cincinnati	56 57	137	A	Tulane	50 45	
14	H	UCF	49 62	47	N	UCLA	60 56	95	N	Virginia	67 74	137	H	Tulane	73 46	
								99	N	Creighton	76 83	153	H	Oklahoma	87 70	
												178	A	Temple	63 53	
												194	H	George Washington	63 30	
												202	H	Grambling	67 50	
												209	A	SMU	44 46	
												223	H	Memphis	40 47	
												241	H	Albany (NY)	74 37	
												264	H	Bethune-Cookman	88 39	
												271	H	Vermont	102 55	
												326	H	New Hampshire	79 36	
LAST 12 Division I GAMES:																
137	A	Tulane	50 45	6	A	UConn	46 63									
14	A	UCF	63 66	14	H	UCF	49 62									
87	H	Cincinnati	56 57	178	A	Temple	63 53									
209	A	SMU	44 46	52	A	LSU	49 78									
223	H	Memphis	40 47	95	N	Virginia	67 74									
137	H	Tulane	73 46	99	N	Creighton	76 83									

Non-Div I Games:

South Fla.

■ Loss, 
 ■ Non-Conf, 
 ■ S Site, 
 ■ Home 
 ■ A Away 
 N Neutral

Average RPI Win:	265	WON-LOST	WINNING	LAST 10	STRENGTH OF	OPP. STRENGTH	TEAM	ADJ.	CONF.	ADJ CONF.
Average RPI Loss:	159	RECORD	PCT. RANK	GAMES	SCHEDULE	OF SCHEDULE	RPI	RPI	RPI	RPI
DIV. I ONLY	9- 11	202	1- 0	208	292	200	200	22	22	
DIV. I NON-CONF.	3- 6	241	0- 0	161	287	208	208	21	21	
TOTALS	RPI 1-25	RPI 26-50	W-L RECORDS	RPI 51-100	RPI 101-150	RPI 150+				
9- 11	0- 1	0- 0	OVERALL	0- 1	1- 3	8- 6				
5- 3	0- 0	0- 0	HOME	0- 0	1- 1	4- 2				
4- 7	0- 1	0- 0	AWAY	0- 1	0- 1	4- 4				
0- 1	0- 0	0- 0	NEUTRAL	0- 0	0- 1	0- 0				
3- 6	0- 1	0- 0	NON-CONFERENCE	0- 0	0- 1	3- 4				
1- 1	0- 0	0- 0	HOME	0- 0	0- 0	1- 1				
2- 4	0- 1	0- 0	AWAY	0- 0	0- 0	2- 3				
0- 1	0- 0	0- 0	NEUTRAL	0- 0	0- 1	0- 0				
6- 5	0- 0	0- 0	CONFERENCE	0- 1	1- 2	5- 2				
4- 2	0- 0	0- 0	HOME	0- 0	1- 1	3- 1				
2- 3	0- 0	0- 0	AWAY	0- 1	0- 1	2- 1				
0- 0	0- 0	0- 0	NEUTRAL	0- 0	0- 0	0- 0				

RPI 1-25				RPI 26-50				RPI 51-100				RPI 101+ Team's RPI: 200			
RPI	S	Opponent	Score	RPI	S	Opponent	Score	RPI	S	Opponent	Score	RPI	S	Opponent	Score
7	A	Mississippi St.	53 88					72	A	Belmont	57 91	122	A	Morehead St.	54 82
												129	H	UT Martin	73 80
												144	N	North Ala.	67 80
												150	H	Tennessee Tech	62 53
												151	A	Southern Ill.	40 60
												152	A	Bradley	79 85
												172	H	Indiana St.	51 62
												223	A	Memphis	57 69
												224	H	Western Ill.	81 71
												243	A	SIUE	62 52
												243	H	SIUE	63 58
												276	H	Austin Peay	64 54
												285	H	Eastern Ill.	72 57
												287	H	Murray St.	59 64
												290	A	Tennessee St.	59 62
												310	A	NJIT	68 58
												318	A	Eastern Ky.	52 42
												338	A	Evansville	54 50
LAST 12 Division I GAMES:															
150	H	Tennessee Tech	62 53	122	A	Morehead St.	54 82								
290	A	Tennessee St.	59 62	287	H	Murray St.	59 64								
72	A	Belmont	57 91	276	H	Austin Peay	64 54								
285	H	Eastern Ill.	72 57	129	H	UT Martin	73 80								
243	H	SIUE	63 58	243	A	SIUE	62 52								
318	A	Eastern Ky.	52 42	223	A	Memphis	57 69								

Non-Div I Games: Ill.-Springfield 82 46 Harris-Stowe 80 65

Southeast Mo. St.

■ Loss, 
 ■ Non-Conf, 
 ■ S Site, 
 ■ Home 
 ■ A Away 
 N Neutral

Average RPI Win:	279	WON-LOST	WINNING	LAST 10	STRENGTH OF	OPP. STRENGTH	TEAM	ADJ.	CONF.	ADJ CONF.
Average RPI Loss:	182	RECORD	PCT. RANK	GAMES	SCHEDULE	OF SCHEDULE	RPI	RPI	RPI	RPI
DIV. I ONLY	8- 11	223	1- 0	305	295	266	266	26	26	
DIV. I NON-CONF.	4- 5	190	0- 0	307	282	228	228	23	23	
TOTALS	RPI 1-25	RPI 26-50	W-L RECORDS	RPI 51-100	RPI 101-150	RPI 150+				
8- 11	0- 0	0- 0	OVERALL	0- 3	0- 1	8- 7				
5- 3	0- 0	0- 0	HOME	0- 1	0- 0	5- 2				
3- 8	0- 0	0- 0	AWAY	0- 2	0- 1	3- 5				
0- 0	0- 0	0- 0	NEUTRAL	0- 0	0- 0	0- 0				
4- 5	0- 0	0- 0	NON-CONFERENCE	0- 1	0- 1	4- 3				
1- 1	0- 0	0- 0	HOME	0- 0	0- 0	1- 1				
3- 4	0- 0	0- 0	AWAY	0- 1	0- 1	3- 2				
0- 0	0- 0	0- 0	NEUTRAL	0- 0	0- 0	0- 0				
4- 6	0- 0	0- 0	CONFERENCE	0- 2	0- 0	4- 4				
4- 2	0- 0	0- 0	HOME	0- 1	0- 0	4- 1				
0- 4	0- 0	0- 0	AWAY	0- 1	0- 0	0- 3				
0- 0	0- 0	0- 0	NEUTRAL	0- 0	0- 0	0- 0				

RPI 1-25				RPI 26-50				RPI 51-100				RPI 101+ Team's RPI: 266					
RPI	S	Opponent	Score	RPI	S	Opponent	Score	RPI	S	Opponent	Score	RPI	S	Opponent	Score		
								52	A	LSU	52	72	128	A	Alabama	40	88
								58	A	Lamar University	54	94	155	A	Louisiana Tech	53	72
								70	H	SFA	51	62	161	H	Abilene Christian	74	71
													185	H	Nicholls St.	66	73
													187	H	Southern Miss.	52	59
													201	A	Sam Houston St.	63	94
													209	A	SMU	63	62
													263	H	A&M-Corpus Christi	56	45
													292	H	Central Ark.	62	53
													304	A	Alabama A&M	48	51
													307	A	Jackson St.	50	45
													312	H	La.-Monroe	49	42
													321	A	McNeese	56	62
													335	H	Houston Baptist	73	65
													341	A	Northwestern St.	47	58
													350	A	Alcorn	77	59
LAST 12 Division I GAMES:																	
263	H	A&M-Corpus Christi	56	45	58	A	Lamar University	54	94								
185	H	Nicholls St.	66	73	161	H	Abilene Christian	74	71								
201	A	Sam Houston St.	63	94	292	H	Central Ark.	62	53								
341	A	Northwestern St.	47	58	70	H	SFA	51	62								
335	H	Houston Baptist	73	65	52	A	LSU	52	72								
321	A	McNeese	56	62	187	H	Southern Miss.	52	59								

Non-Div I Games: Mobile 70 57 Xavier (LA) 47 59

Southeastern La.

Loss, Non-Conf, S Site, H Home A Away N Neutral

Average RPI Win:	172	WON-LOST	WINNING	LAST 10	STRENGTH OF	OPP. STRENGTH	TEAM	ADJ.	CONF.	ADJ CONF.
Average RPI Loss:	28	RECORD	PCT. RANK	GAMES	SCHEDULE	OF SCHEDULE	RPI	RPI	RPI	RPI
DIV. I ONLY	13- 8	107	1- 0	62	30	54	54	2	2	
DIV. I NON-CONF.	10- 1	17	0- 0	179	160	30	30	2	2	
TOTALS	RPI 1-25	RPI 26-50	W-L RECORDS	RPI 51-100	RPI 101-150	RPI 150+				
13- 8	0- 4	1- 3	OVERALL	1- 1	4- 0	7- 0				
7- 3	0- 1	0- 2	HOME	0- 0	4- 0	3- 0				
5- 5	0- 3	1- 1	AWAY	1- 1	0- 0	3- 0				
1- 0	0- 0	0- 0	NEUTRAL	0- 0	0- 0	1- 0				
10- 1	0- 1	0- 0	NON-CONFERENCE	1- 0	2- 0	7- 0				
5- 0	0- 0	0- 0	HOME	0- 0	2- 0	3- 0				
4- 1	0- 1	0- 0	AWAY	1- 0	0- 0	3- 0				
1- 0	0- 0	0- 0	NEUTRAL	0- 0	0- 0	1- 0				
3- 7	0- 3	1- 3	CONFERENCE	0- 1	2- 0	0- 0				
2- 3	0- 1	0- 2	HOME	0- 0	2- 0	0- 0				
1- 4	0- 2	1- 1	AWAY	0- 1	0- 0	0- 0				
0- 0	0- 0	0- 0	NEUTRAL	0- 0	0- 0	0- 0				

RPI 1-25				RPI 26-50				RPI 51-100				RPI 101+			
RPI	S	Opponent	Score	RPI	S	Opponent	Score	RPI	S	Opponent	Score	RPI	S	Opponent	Score
4	A	Stanford	64 72	28	A	California	59 66	65	A	Arizona	68 71	117	H	Fresno St.	62 61
5	H	Oregon	53 93	33	H	Oregon St.	52 76	96	A	UT Arlington	73 61	126	H	Washington St.	81 73
17	A	Arizona St.	59 68	47	A	UCLA	72 67					141	H	Washington	82 57
21	A	Texas A&M	51 71	47	H	UCLA	65 72					143	H	CSUN	58 42
												168	H	UC Riverside	73 55
												176	H	Santa Clara	77 46
												206	N	Utah St.	55 46
												210	A	UNLV	86 72
												242	A	Nevada	72 51
												262	A	Long Beach St.	86 50
												298	H	UC Santa Barbara	82 39
LAST 12 Division I GAMES:															
126	H	Washington St.	81 73	5	H	Oregon	53 93								
141	H	Washington	82 57	28	A	California	59 66								
17	A	Arizona St.	59 68	4	A	Stanford	64 72								
65	A	Arizona	68 71	47	H	UCLA	65 72								
47	A	UCLA	72 67	96	A	UT Arlington	73 61								
33	H	Oregon St.	52 76	21	A	Texas A&M	51 71								

Non-Div I Games:

Southern California

■ Loss, 
 ■ Non-Conf, 
 ■ S Site, 
 ■ Home 
 ■ A Away 
 N Neutral

Average RPI Win:	219	WON-LOST	WINNING	LAST 10	STRENGTH OF	OPP. STRENGTH	TEAM	ADJ.	CONF.	ADJ CONF.
Average RPI Loss:	115	RECORD	PCT. RANK	GAMES	SCHEDULE	OF SCHEDULE	RPI	RPI	RPI	RPI
DIV. I ONLY	10- 10	159	0- 1	112	194	151	151	13	13	
DIV. I NON-CONF.	7- 4	109	0- 0	103	212	79	79	14	14	
TOTALS	RPI 1-25	RPI 26-50	W-L RECORDS	RPI 51-100	RPI 101-150	RPI 150+				
10- 10	0- 2	0- 0	OVERALL	1- 2	2- 2	7- 4				
8- 1	0- 0	0- 0	HOME	1- 0	1- 0	6- 1				
1- 8	0- 1	0- 0	AWAY	0- 2	0- 2	1- 3				
1- 1	0- 1	0- 0	NEUTRAL	0- 0	1- 0	0- 0				
7- 4	0- 1	0- 0	NON-CONFERENCE	1- 0	2- 2	4- 1				
5- 0	0- 0	0- 0	HOME	1- 0	1- 0	3- 0				
1- 3	0- 0	0- 0	AWAY	0- 0	0- 2	1- 1				
1- 1	0- 1	0- 0	NEUTRAL	0- 0	1- 0	0- 0				
3- 6	0- 1	0- 0	CONFERENCE	0- 2	0- 0	3- 3				
3- 1	0- 0	0- 0	HOME	0- 0	0- 0	3- 1				
0- 5	0- 1	0- 0	AWAY	0- 2	0- 0	0- 2				
0- 0	0- 0	0- 0	NEUTRAL	0- 0	0- 0	0- 0				

RPI 1-25				RPI 26-50				RPI 51-100				RPI 101+ Team's RPI: 151			
RPI	S	Opponent	Score	RPI	S	Opponent	Score	RPI	S	Opponent	Score	RPI	S	Opponent	Score
17	N	Arizona St.	38 82					68	A	Missouri St.	51 66	103	N	Hartford	72 50
20	A	Drake	66 94					92	A	UNI	53 65	120	A	Western Ky.	76 83
								97	H	Northern Ill.	82 73	129	A	UT Martin	94 95
												134	H	IUPUI	78 73
												152	A	Bradley	53 58
												172	H	Indiana St.	58 61
												184	A	Illinois St.	52 60
												191	A	Saint Louis	58 62
												200	H	Southeast Mo. St.	60 40
												217	H	Marshall	58 49
												232	H	Loyola Chicago	74 63
												285	H	Eastern Ill.	73 59
												287	A	Murray St.	65 59
												294	H	Valparaiso	87 65
												338	H	Evansville	67 47
LAST 12 Division I GAMES:															
20	A	Drake	66 94	68	A	Missouri St.	51 66								
92	A	UNI	53 65	172	H	Indiana St.	58 61								
232	H	Loyola Chicago	74 63	338	H	Evansville	67 47								
294	H	Valparaiso	87 65	134	H	IUPUI	78 73								
152	A	Bradley	53 58	287	A	Murray St.	65 59								
184	A	Illinois St.	52 60	285	H	Eastern Ill.	73 59								

Non-Div I Games:

Southern Ill.

■ Loss, 
 ■ Non-Conf, 
 ■ S Site, 
 ■ Home 
 ■ A Away 
 N Neutral



Average RPI Win:	258	WON-LOST	WINNING	LAST 10	STRENGTH OF	OPP. STRENGTH	TEAM	ADJ.	CONF.	ADJ CONF.
Average RPI Loss:	105	RECORD	PCT. RANK	GAMES	SCHEDULE	OF SCHEDULE	RPI	RPI	RPI	RPI
DIV. I ONLY	11- 10	152	1- 0	157	248	187	187	14	14	
DIV. I NON-CONF.	6- 5	143	0- 0	267	321	244	244	19	19	
TOTALS	RPI 1-25	RPI 26-50	W-L RECORDS	RPI 51-100	RPI 101-150	RPI 150+				
11- 10	0- 1	0- 1	OVERALL	0- 2	1- 4	10- 2				
8- 6	0- 1	0- 1	HOME	0- 1	0- 1	8- 2				
3- 4	0- 0	0- 0	AWAY	0- 1	1- 3	2- 0				
0- 0	0- 0	0- 0	NEUTRAL	0- 0	0- 0	0- 0				
6- 5	0- 1	0- 0	NON-CONFERENCE	0- 0	0- 3	6- 1				
5- 3	0- 1	0- 0	HOME	0- 0	0- 1	5- 1				
1- 2	0- 0	0- 0	AWAY	0- 0	0- 2	1- 0				
0- 0	0- 0	0- 0	NEUTRAL	0- 0	0- 0	0- 0				
5- 5	0- 0	0- 1	CONFERENCE	0- 2	1- 1	4- 1				
3- 3	0- 0	0- 1	HOME	0- 1	0- 0	3- 1				
2- 2	0- 0	0- 0	AWAY	0- 1	1- 1	1- 0				
0- 0	0- 0	0- 0	NEUTRAL	0- 0	0- 0	0- 0				

RPI 1-25			RPI 26-50			RPI 51-100			RPI 101+ Team's RPI: 187		
RPI	S	Opponent	Score	RPI	S	Opponent	Score	RPI	S	Opponent	Score
7	H	Mississippi St.	42 86	34	H	Rice	47 58	56	A	Middle Tenn.	49 66
								76	H	Old Dominion	50 53
										Houston	44 61
										South Alabama	68 77
										Western Ky.	69 56
										UAB	60 71
										Tulane	54 71
										Charlotte	65 54
										North Texas	48 62
										Sam Houston St.	61 65
										Grambling	68 47
										Marshall	64 52
										Samford	76 40
										Southeastern La.	59 52
										Fla. Atlantic	67 45
										Mississippi Val.	67 60
										FIU	71 57
										Northwestern St.	69 54
										Alcorn	66 47
LAST 12 Division I GAMES:											
293	H	Fla. Atlantic	67 45	127	A	UAB	60 71				
315	H	FIU	71 57	56	A	Middle Tenn.	49 66				
217	A	Marshall	64 52	182	H	North Texas	48 62				
120	A	Western Ky.	69 56	34	H	Rice	47 58				
76	H	Old Dominion	50 53	111	H	Houston	44 61				
167	H	Charlotte	65 54	266	A	Southeastern La.	59 52				

Non-Div I Games: William Carey 74 48 Blue Mountain (MS) 84 38

Southern Miss.

Average RPI Win:	293	WON-LOST	WINNING	LAST 10	STRENGTH OF	OPP. STRENGTH	TEAM	ADJ.	CONF.	ADJ CONF.
Average RPI Loss:	94	RECORD	PCT. RANK	GAMES	SCHEDULE	OF SCHEDULE	RPI	RPI	RPI	RPI
DIV. I ONLY	7- 9	212	0- 0	184	205	173	173	29	29	
DIV. I NON-CONF.	0- 7	336	0- 0	2	6	173	173	27	27	
TOTALS	RPI 1-25	RPI 26-50	W-L RECORDS	RPI 51-100	RPI 101-150	RPI 150+				
7- 9	0- 2	0- 2	OVERALL	0- 1	0- 2	7- 2				
3- 2	0- 0	0- 0	HOME	0- 0	0- 1	3- 1				
4- 7	0- 2	0- 2	AWAY	0- 1	0- 1	4- 1				
0- 0	0- 0	0- 0	NEUTRAL	0- 0	0- 0	0- 0				
0- 7	0- 2	0- 2	NON-CONFERENCE	0- 1	0- 2	0- 0				
0- 1	0- 0	0- 0	HOME	0- 0	0- 1	0- 0				
0- 6	0- 2	0- 2	AWAY	0- 1	0- 1	0- 0				
0- 0	0- 0	0- 0	NEUTRAL	0- 0	0- 0	0- 0				
7- 2	0- 0	0- 0	CONFERENCE	0- 0	0- 0	7- 2				
3- 1	0- 0	0- 0	HOME	0- 0	0- 0	3- 1				
4- 1	0- 0	0- 0	AWAY	0- 0	0- 0	4- 1				
0- 0	0- 0	0- 0	NEUTRAL	0- 0	0- 0	0- 0				

RPI 1-25				RPI 26-50				RPI 51-100				RPI 101+ Team's RPI: 173			
RPI	S	Opponent	Score	RPI	S	Opponent	Score	RPI	S	Opponent	Score	RPI	S	Opponent	Score
2	A	Baylor	49 94	26	A	Kentucky	41 91	59	A	Michigan	35 76	115	H	South Alabama	49 53
17	A	Arizona St.	47 69	48	A	TCU	40 69					148	A	Texas Tech	58 76
												192	H	Prairie View	54 55
												202	A	Grambling	86 81
												236	A	Alabama St.	61 78
												240	H	Texas Southern	63 61
												301	H	Mississippi Val.	74 67
												304	A	Alabama A&M	54 50
												307	A	Jackson St.	76 74
												345	H	Ark.-Pine Bluff	73 41
												350	A	Alcorn	75 54
LAST 12 Division I GAMES:															
350	A	Alcorn	75 54	202	A	Grambling	86 81								
236	A	Alabama St.	61 78	240	H	Texas Southern	63 61								
304	A	Alabama A&M	54 50	192	H	Prairie View	54 55								
301	H	Mississippi Val.	74 67	59	A	Michigan	35 76								
345	H	Ark.-Pine Bluff	73 41	148	A	Texas Tech	58 76								
307	A	Jackson St.	76 74	48	A	TCU	40 69								

Non-Div I Games: Dillard 61 63 Wiley 89 58 Louisiana Col. 77 53 Millsaps 71 36 Southern U.

## Southern Utah

Through Games Of Feb. 7, 2019

Average RPI Win:	220	WON-LOST	WINNING	LAST 10	STRENGTH OF	OPP. STRENGTH	TEAM	ADJ.	CONF.	ADJ CONF.
Average RPI Loss:	156	RECORD	PCT. RANK	GAMES	SCHEDULE	OF SCHEDULE	RPI	RPI	RPI	RPI
DIV. I ONLY	6- 15	282	0- 1	171	220	273	273	16	16	
DIV. I NON-CONF.	3- 6	241	0- 1	43	290	197	197	12	12	
TOTALS	RPI 1-25	RPI 26-50	W-L RECORDS	RPI 51-100	RPI 101-150	RPI 150+				
6- 15	0- 0	1- 0	OVERALL	0- 4	0- 3	5- 8				
5- 5	0- 0	1- 0	HOME	0- 2	0- 1	4- 2				
1- 10	0- 0	0- 0	AWAY	0- 2	0- 2	1- 6				
0- 0	0- 0	0- 0	NEUTRAL	0- 0	0- 0	0- 0				
3- 6	0- 0	1- 0	NON-CONFERENCE	0- 2	0- 0	2- 4				
3- 1	0- 0	1- 0	HOME	0- 0	0- 0	2- 1				
0- 5	0- 0	0- 0	AWAY	0- 2	0- 0	0- 3				
0- 0	0- 0	0- 0	NEUTRAL	0- 0	0- 0	0- 0				
3- 9	0- 0	0- 0	CONFERENCE	0- 2	0- 3	3- 4				
2- 4	0- 0	0- 0	HOME	0- 2	0- 1	2- 1				
1- 5	0- 0	0- 0	AWAY	0- 0	0- 2	1- 3				
0- 0	0- 0	0- 0	NEUTRAL	0- 0	0- 0	0- 0				

RPI S	Opponent	Score	RPI S	Opponent	Score	RPI S	Opponent	Score	RPI S	Opponent	Score	Team's RPI: 273
39	H BYU	67 64	57	A Boise St.	53 88	108	H Northern Colo.	44 71				
			83	A UC Davis	45 68	140	A Montana St.	64 69				
			91	H Idaho	70 82	147	A Montana	57 79				
			98	H Idaho St.	57 69	154	A Portland St.	49 63				
						168	A UC Riverside	50 56				
						169	H Denver	70 71				
						171	A UC Irvine	58 75				
						180	A Oral Roberts	59 64				
						199	H Eastern Wash.	73 63				
						231	A Sacramento St.	76 77				
						244	A Northern Ariz.	82 76				
						244	H Northern Ariz.	69 78				
						257	H San Diego	69 59				
						275	H Utah Valley	60 59				
						305	A Weber St.	66 67				
						305	H Weber St.	84 79				
LAST 12 Division I GAMES:												
168	A UC Riverside	50 56	231	A Sacramento St.	76 77							
305	A Weber St.	66 67	154	A Portland St.	49 63							
91	H Idaho	70 82	244	A Northern Ariz.	82 76							
199	H Eastern Wash.	73 63	305	H Weber St.	84 79							
244	H Northern Ariz.	69 78	98	H Idaho St.	57 69							
108	H Northern Colo.	44 71	147	A Montana	57 79							

Non-Div I Games:

Southern Utah

■ Loss, 
 ■ Non-Conf, 
 ■ S Site, 
 ■ H Home 
 ■ A Away 
 N Neutral

Average RPI Win:	228	WON-LOST	WINNING	LAST 10	STRENGTH OF	OPP. STRENGTH	TEAM	ADJ.	CONF.	ADJ CONF.
Average RPI Loss:	138	RECORD	PCT. RANK	GAMES	SCHEDULE	OF SCHEDULE	RPI	RPI	RPI	RPI
DIV. I ONLY	7- 15	264	0- 1	105	199	205	205	17	17	
DIV. I NON-CONF.	3- 10	278	0- 0	100	173	233	233	16	16	
TOTALS	RPI 1-25	RPI 26-50	W-L RECORDS	RPI 51-100	RPI 101-150	RPI 150+				
7- 15	0- 1	0- 2	OVERALL	0- 1	0- 5	7- 6				
3- 7	0- 0	0- 1	HOME	0- 1	0- 2	3- 3				
4- 7	0- 1	0- 0	AWAY	0- 0	0- 3	4- 3				
0- 1	0- 0	0- 1	NEUTRAL	0- 0	0- 0	0- 0				
3- 10	0- 1	0- 2	NON-CONFERENCE	0- 1	0- 3	3- 3				
2- 3	0- 0	0- 1	HOME	0- 1	0- 0	2- 1				
1- 6	0- 1	0- 0	AWAY	0- 0	0- 3	1- 2				
0- 1	0- 0	0- 1	NEUTRAL	0- 0	0- 0	0- 0				
4- 5	0- 0	0- 0	CONFERENCE	0- 0	0- 2	4- 3				
1- 4	0- 0	0- 0	HOME	0- 0	0- 2	1- 2				
3- 1	0- 0	0- 0	AWAY	0- 0	0- 0	3- 1				
0- 0	0- 0	0- 0	NEUTRAL	0- 0	0- 0	0- 0				

RPI 1-25				RPI 26-50				RPI 51-100				RPI 101+ Team's RPI: 205			
RPI	S	Opponent	Score	RPI	S	Opponent	Score	RPI	S	Opponent	Score	RPI	S	Opponent	Score
24	A	Buffalo	43 90	35	N	Ohio	53 70	84	H	Kent St.	64 76	105	H	Dayton	49 62
				46	H	Bucknell	46 77					106	A	Georgia	40 67
												113	H	VCU	50 59
												121	A	Penn St.	65 80
												142	A	Akron	58 67
												160	H	Duquesne	54 60
												169	A	Denver	62 76
												191	H	Saint Louis	45 62
												196	A	Massachusetts	64 63
												204	A	George Mason	68 57
												204	H	George Mason	64 55
												215	A	Rhode Island	84 68
												221	A	Niagara	76 48
												250	H	Hofstra	59 67
												251	A	Cornell	44 58
												267	A	Saint Joseph's	41 66
												269	H	Siena	74 58
												284	H	Canisius	100 94
LAST 12 Division I GAMES:															
113	H	VCU	50 59	267	A	Saint Joseph's	41 66								
204	H	George Mason	64 55	204	A	George Mason	68 57								
215	A	Rhode Island	84 68	160	H	Duquesne	54 60								
196	A	Massachusetts	64 63	251	A	Cornell	44 58								
191	H	Saint Louis	45 62	24	A	Buffalo	43 90								
105	H	Dayton	49 62	84	H	Kent St.	64 76								

Non-Div I Games:

St. Bonaventure

Average RPI Win:	289	WON-LOST	WINNING	LAST 10	STRENGTH OF	OPP. STRENGTH	TEAM	ADJ.	CONF.	ADJ CONF.
Average RPI Loss:	209	RECORD	PCT. RANK	GAMES	SCHEDULE	OF SCHEDULE	RPI	RPI	RPI	RPI
DIV. I ONLY	11- 9	143	1- 0	337	343	258	258	31	31	
DIV. I NON-CONF.	5- 6	177	0- 0	310	317	273	273	31	31	
TOTALS	RPI 1-25	RPI 26-50	W-L RECORDS	RPI 51-100	RPI 101-150	RPI 150+				
11- 9	0- 0	0- 0	OVERALL	0- 1	1- 1	10- 7				
4- 4	0- 0	0- 0	HOME	0- 1	0- 0	4- 3				
6- 4	0- 0	0- 0	AWAY	0- 0	1- 1	5- 3				
1- 1	0- 0	0- 0	NEUTRAL	0- 0	0- 0	1- 1				
5- 6	0- 0	0- 0	NON-CONFERENCE	0- 1	1- 1	4- 4				
2- 2	0- 0	0- 0	HOME	0- 1	0- 0	2- 1				
2- 3	0- 0	0- 0	AWAY	0- 0	1- 1	1- 2				
1- 1	0- 0	0- 0	NEUTRAL	0- 0	0- 0	1- 1				
6- 3	0- 0	0- 0	CONFERENCE	0- 0	0- 0	6- 3				
2- 2	0- 0	0- 0	HOME	0- 0	0- 0	2- 2				
4- 1	0- 0	0- 0	AWAY	0- 0	0- 0	4- 1				
0- 0	0- 0	0- 0	NEUTRAL	0- 0	0- 0	0- 0				

RPI 1-25			RPI 26-50			RPI 51-100			RPI 101+			Team's RPI: 258
RPI	S	Opponent	Score	RPI	S	Opponent	Score	RPI	S	Opponent	Score	
						80 H Princeton	64 83			104 A Seton Hall	77 100	
										122 A Morehead St.	101 94	
										162 A Stony Brook	67 74	
										208 H Saint Francis (PA)	78 65	
										214 H Robert Morris	56 75	
										239 A Sacred Heart	56 53	
										239 H Sacred Heart	66 68	
										241 H Albany (NY)	60 67	
										248 A Mt. St. Mary's	75 78	
										294 N Valparaiso	76 78	
										299 A Loyola Maryland	75 70	
										300 A Army West Point	57 69	
										302 A Bryant	60 55	
										313 H Manhattan	73 65	
										322 H Saint Peter's	74 70	
										327 H Wagner	76 61	
										344 A Fairleigh Dickinson	64 53	
										347 N Chicago St.	110 73	
										351 A LIU Brooklyn	79 67	
LAST 12 Division I GAMES:												
						239 A Sacred Heart	56 53			214 H Robert Morris	56 75	
						248 A Mt. St. Mary's	75 78			302 A Bryant	60 55	
						344 A Fairleigh Dickinson	64 53			327 H Wagner	76 61	
						351 A LIU Brooklyn	79 67			162 A Stony Brook	67 74	
						239 H Sacred Heart	66 68			80 H Princeton	64 83	
						208 H Saint Francis (PA)	78 65			241 H Albany (NY)	60 67	

Non-Div I Games: Mercy 102 51

St. Francis Brooklyn

■ Loss, 
 ■ Non-Conf, 
 ■ S Site, 
 ■ H Home 
 ■ A Away 
 N Neutral

Average RPI Win:	202	WON-LOST	WINNING	LAST 10	STRENGTH OF	OPP. STRENGTH	TEAM	ADJ.	CONF.	ADJ CONF.
Average RPI Loss:	54	RECORD	PCT. RANK	GAMES	SCHEDULE	OF SCHEDULE	RPI	RPI	RPI	RPI
DIV. I ONLY	10- 12	195	1- 0	69	48	123	123	6	6	
DIV. I NON-CONF.	7- 4	109	0- 0	182	56	98	98	4	4	
TOTALS	RPI 1-25	RPI 26-50	W-L RECORDS	RPI 51-100	RPI 101-150	RPI 150+				
10- 12	0- 3	1- 5	OVERALL	2- 2	0- 2	7- 0				
4- 5	0- 1	0- 2	HOME	2- 2	0- 0	2- 0				
4- 6	0- 1	0- 3	AWAY	0- 0	0- 2	4- 0				
2- 1	0- 1	1- 0	NEUTRAL	0- 0	0- 0	1- 0				
7- 4	0- 2	1- 1	NON-CONFERENCE	1- 0	0- 1	5- 0				
2- 1	0- 1	0- 0	HOME	1- 0	0- 0	1- 0				
3- 2	0- 0	0- 1	AWAY	0- 0	0- 1	3- 0				
2- 1	0- 1	1- 0	NEUTRAL	0- 0	0- 0	1- 0				
3- 8	0- 1	0- 4	CONFERENCE	1- 2	0- 1	2- 0				
2- 4	0- 0	0- 2	HOME	1- 2	0- 0	1- 0				
1- 4	0- 1	0- 2	AWAY	0- 0	0- 1	1- 0				
0- 0	0- 0	0- 0	NEUTRAL	0- 0	0- 0	0- 0				

RPI 1-25				RPI 26-50				RPI 51-100				RPI 101+ Team's RPI: 123			
RPI	S	Opponent	Score	RPI	S	Opponent	Score	RPI	S	Opponent	Score	RPI	S	Opponent	Score
6	N	UConn	55 65	36	A	DePaul	64 73	89	H	Yale	56 52	104	A	Seton Hall	67 77
8	A	Marquette	73 83	37	H	Villanova	57 73	93	H	Georgetown	59 51	109	A	Wake Forest	59 64
18	H	Florida St.	53 57	40	A	James Madison	51 64	99	H	Creighton	63 65	170	A	Xavier	76 57
				42	N	Purdue	68 62	100	H	Providence	66 67	170	H	Xavier	70 41
				45	A	Butler	45 66					198	N	Ole Miss	64 59
				45	H	Butler	68 73					280	A	La Salle	83 57
												300	A	Army West Point	60 49
												332	A	Iona	61 35
												346	H	Delaware St.	82 44
LAST 12 Division I GAMES:															
170	H	Xavier	70 41	99	H	Creighton	63 65								
45	H	Butler	68 73	100	H	Providence	66 67								
37	H	Villanova	57 73	45	A	Butler	45 66								
93	H	Georgetown	59 51	170	A	Xavier	76 57								
8	A	Marquette	73 83	104	A	Seton Hall	67 77								
36	A	DePaul	64 73	40	A	James Madison	51 64								

Non-Div I Games:

St. John's (NY)

■ Loss, 
■ Non-Conf, 
■ S Site, 
■ H Home 
■ A Away 
N Neutral

Average RPI Win:	91	WON-LOST	WINNING	LAST 10	STRENGTH OF	OPP. STRENGTH	TEAM	ADJ.	CONF.	ADJ CONF.
Average RPI Loss:	24	RECORD	PCT. RANK	GAMES	SCHEDULE	OF SCHEDULE	RPI	RPI	RPI	RPI
DIV. I ONLY	18- 3	17	1- 0	6	9	4	4	2	2	
DIV. I NON-CONF.	10- 1	17	0- 0	7	29	2	2	2	2	
TOTALS	RPI 1-25	RPI 26-50	W-L RECORDS	RPI 51-100	RPI 101-150	RPI 150+				
18- 3	3- 1	2- 2	OVERALL	7- 0	4- 0	2- 0				
10- 0	1- 0	2- 0	HOME	3- 0	3- 0	1- 0				
6- 3	2- 1	0- 2	AWAY	2- 0	1- 0	1- 0				
2- 0	0- 0	0- 0	NEUTRAL	2- 0	0- 0	0- 0				
10- 1	2- 1	0- 0	NON-CONFERENCE	5- 0	1- 0	2- 0				
5- 0	1- 0	0- 0	HOME	2- 0	1- 0	1- 0				
3- 1	1- 1	0- 0	AWAY	1- 0	0- 0	1- 0				
2- 0	0- 0	0- 0	NEUTRAL	2- 0	0- 0	0- 0				
8- 2	1- 0	2- 2	CONFERENCE	2- 0	3- 0	0- 0				
5- 0	0- 0	2- 0	HOME	1- 0	2- 0	0- 0				
3- 2	1- 0	0- 2	AWAY	1- 0	1- 0	0- 0				
0- 0	0- 0	0- 0	NEUTRAL	0- 0	0- 0	0- 0				

RPI 1-25				RPI 26-50				RPI 51-100				RPI 101+			
RPI	S	Opponent	Score	RPI	S	Opponent	Score	RPI	S	Opponent	Score	RPI	S	Opponent	Score
2	H	Baylor	68 63	28	A	California	80 81	54	H	Southern California	72 64	126	H	Washington St.	85 64
13	A	Gonzaga	73 79	28	H	California	75 50	64	A	Tennessee	95 85	132	A	Colorado	80 69
17	A	Arizona St.	72 65	30	A	Utah	68 75	65	A	Arizona	78 48	141	H	Washington	91 54
24	A	Buffalo	62 55	47	H	UCLA	86 80	67	N	FGCU	88 65	143	H	CSUN	69 43
								83	H	UC Davis	71 43	222	A	Hawaii	81 59
								91	H	Idaho	115 71	234	H	San Francisco	96 62
								94	N	American	71 49				
LAST 12 Division I GAMES:															
28	H	California	75 50	65	A	Arizona	78 48								
28	A	California	80 81	17	A	Arizona St.	72 65								
30	A	Utah	68 75	47	H	UCLA	86 80								
132	A	Colorado	80 69	54	H	Southern California	72 64								
126	H	Washington St.	85 64	143	H	CSUN	69 43								
141	H	Washington	91 54	24	A	Buffalo	62 55								

Non-Div I Games:

Stanford

■ Loss, 
 ■ Non-Conf, 
 ■ S Site, 
 ■ H Home 
 ■ A Away 
 N Neutral

Average RPI Win:	287	WON-LOST	WINNING	LAST 10	STRENGTH OF	OPP. STRENGTH	TEAM	ADJ.	CONF.	ADJ CONF.
Average RPI Loss:	125	RECORD	PCT. RANK	GAMES	SCHEDULE	OF SCHEDULE	RPI	RPI	RPI	RPI
DIV. I ONLY	10- 11	179	1- 0	243	236	211	211	24	24	
DIV. I NON-CONF.	3- 9	271	0- 0	113	188	264	264	26	26	
TOTALS	RPI 1-25	RPI 26-50	W-L RECORDS	RPI 51-100	RPI 101-150	RPI 150+				
10- 11	0- 1	0- 1	OVERALL	0- 3	0- 3	10- 3				
7- 2	0- 1	0- 0	HOME	0- 1	0- 0	7- 0				
3- 6	0- 0	0- 1	AWAY	0- 1	0- 2	3- 2				
0- 3	0- 0	0- 0	NEUTRAL	0- 1	0- 1	0- 1				
3- 9	0- 1	0- 1	NON-CONFERENCE	0- 3	0- 2	3- 2				
3- 2	0- 1	0- 0	HOME	0- 1	0- 0	3- 0				
0- 4	0- 0	0- 1	AWAY	0- 1	0- 1	0- 1				
0- 3	0- 0	0- 0	NEUTRAL	0- 1	0- 1	0- 1				
7- 2	0- 0	0- 0	CONFERENCE	0- 0	0- 1	7- 1				
4- 0	0- 0	0- 0	HOME	0- 0	0- 0	4- 0				
3- 2	0- 0	0- 0	AWAY	0- 0	0- 1	3- 1				
0- 0	0- 0	0- 0	NEUTRAL	0- 0	0- 0	0- 0				

RPI 1-25				RPI 26-50				RPI 51-100				RPI 101+ Team's RPI: 211			
RPI	S	Opponent	Score	RPI	S	Opponent	Score	RPI	S	Opponent	Score	RPI	S	Opponent	Score
14	H	UCF	55 78	32	A	Texas	46 65	64	A	Tennessee	55 65	128	A	Alabama	47 59
								74	H	Penn	53 75	144	A	North Ala.	55 71
								81	N	Wright St.	44 57	145	N	Marist	69 76
												158	A	Tulsa	54 55
												225	A	Jacksonville	69 56
												229	H	North Dakota	74 63
												245	A	Liberty	68 56
												245	H	Liberty	69 52
												250	N	Hofstra	50 53
												283	A	North Florida	57 71
												296	H	Kennesaw St.	76 69
												310	H	NJIT	74 48
												316	H	North Dakota St.	60 59
												329	A	Lipscomb	80 65
												329	H	Lipscomb	76 49
												349	H	Florida A&M	69 44
LAST 12 Division I GAMES:															
245	A	Liberty	68 56	283	A	North Florida	57 71								
296	H	Kennesaw St.	76 69	329	A	Lipscomb	80 65								
225	A	Jacksonville	69 56	245	H	Liberty	69 52								
329	H	Lipscomb	76 49	74	H	Penn	53 75								
310	H	NJIT	74 48	316	H	North Dakota St.	60 59								
144	A	North Ala.	55 71	349	H	Florida A&M	69 44								

Non-Div I Games: Central St. (OH) 81 51 Webber Int'l 80 52

Stetson

Loss, Non-Conf, S Site, H Home A Away N Neutral



Stony Brook

Through Games Of Feb. 7, 2019

Average RPI Win:	277	WON-LOST	WINNING	LAST 10	STRENGTH OF	OPP. STRENGTH	TEAM	ADJ.	CONF.	ADJ CONF.
Average RPI Loss:	104	RECORD	PCT. RANK	GAMES	SCHEDULE	OF SCHEDULE	RPI	RPI	RPI	RPI
DIV. I ONLY	16- 6	58	1- 0	307	249	162	162	23	23	
DIV. I NON-CONF.	10- 2	37	0- 0	302	281	100	100	24	24	
TOTALS	RPI 1-25	RPI 26-50	W-L RECORDS	RPI 51-100	RPI 101-150	RPI 150+				
16- 6	0- 1	0- 0	OVERALL	0- 2	1- 2	15- 1				
9- 3	0- 0	0- 0	HOME	0- 1	0- 1	9- 1				
7- 3	0- 1	0- 0	AWAY	0- 1	1- 1	6- 0				
0- 0	0- 0	0- 0	NEUTRAL	0- 0	0- 0	0- 0				
10- 2	0- 1	0- 0	NON-CONFERENCE	0- 1	1- 0	9- 0				
6- 0	0- 0	0- 0	HOME	0- 0	0- 0	6- 0				
4- 2	0- 1	0- 0	AWAY	0- 1	1- 0	3- 0				
0- 0	0- 0	0- 0	NEUTRAL	0- 0	0- 0	0- 0				
6- 4	0- 0	0- 0	CONFERENCE	0- 1	0- 2	6- 1				
3- 3	0- 0	0- 0	HOME	0- 1	0- 1	3- 1				
3- 1	0- 0	0- 0	AWAY	0- 0	0- 1	3- 0				
0- 0	0- 0	0- 0	NEUTRAL	0- 0	0- 0	0- 0				

RPI 1-25				RPI 26-50				RPI 51-100				RPI 101+ Team's RPI: 162			
RPI	S	Opponent	Score	RPI	S	Opponent	Score	RPI	S	Opponent	Score	RPI	S	Opponent	Score
15	A	Rutgers	47 61					73	H	Maine	54 68	103	A	Hartford	62 73
								86	A	Toledo	48 80	103	H	Hartford	36 64
												121	A	Penn St.	81 70
												239	A	Sacred Heart	73 58
												241	H	Albany (NY)	49 54
												246	A	Binghamton	65 56
												246	H	Binghamton	68 53
												250	H	Hofstra	77 49
												251	H	Cornell	63 61
												258	H	St. Francis Brooklyn	74 67
												271	A	Vermont	67 61
												279	H	Ga. Southern	72 43
												297	H	UMBC	57 44
												313	A	Manhattan	79 48
												324	H	UMass Lowell	76 56
												326	A	New Hampshire	82 63
												327	H	Wagner	70 45
												332	A	Iona	53 51
												344	H	Fairleigh Dickinson	63 49
LAST 12 Division I GAMES:															
246	H	Binghamton	68 53	326	A	New Hampshire	82 63								
103	A	Hartford	62 73	246	A	Binghamton	65 56								
297	H	UMBC	57 44	324	H	UMass Lowell	76 56								
271	A	Vermont	67 61	103	H	Hartford	36 64								
241	H	Albany (NY)	49 54	258	H	St. Francis Brooklyn	74 67								
73	H	Maine	54 68	86	A	Toledo	48 80								

Non-Div I Games: SUNY New Paltz 87 50

Stony Brook

Loss, Non-Conf, S Site, H Home A Away N Neutral

Average RPI Win:	93	WON-LOST	WINNING	LAST 10	STRENGTH OF	OPP. STRENGTH	TEAM	ADJ.	CONF.	ADJ CONF.
Average RPI Loss:	39	RECORD	PCT. RANK	GAMES	SCHEDULE	OF SCHEDULE	RPI	RPI	RPI	RPI
DIV. I ONLY	17- 5	38	0- 1	5	20	9	9	1	1	
DIV. I NON-CONF.	11- 2	31	0- 0	11	73	6	6	1	1	
TOTALS	RPI 1-25	RPI 26-50	W-L RECORDS	RPI 51-100	RPI 101-150	RPI 150+				
17- 5	2- 3	4- 1	OVERALL	5- 0	2- 1	4- 0				
8- 1	1- 1	2- 0	HOME	1- 0	1- 0	3- 0				
4- 4	0- 2	1- 1	AWAY	2- 0	1- 1	0- 0				
5- 0	1- 0	1- 0	NEUTRAL	2- 0	0- 0	1- 0				
11- 2	2- 1	2- 0	NON-CONFERENCE	2- 0	1- 1	4- 0				
6- 0	1- 0	1- 0	HOME	0- 0	1- 0	3- 0				
0- 2	0- 1	0- 0	AWAY	0- 0	0- 1	0- 0				
5- 0	1- 0	1- 0	NEUTRAL	2- 0	0- 0	1- 0				
6- 3	0- 2	2- 1	CONFERENCE	3- 0	1- 0	0- 0				
2- 1	0- 1	1- 0	HOME	1- 0	0- 0	0- 0				
4- 2	0- 1	1- 1	AWAY	2- 0	1- 0	0- 0				
0- 0	0- 0	0- 0	NEUTRAL	0- 0	0- 0	0- 0				

RPI 1-25				Team's RPI: 9		RPI 26-50				RPI 51-100				RPI 101+																	
RPI	S	Opponent	Score	RPI	S	Opponent	Score	RPI	S	Opponent	Score	RPI	S	Opponent	Score																
3	A	Louisville	51 76	29	H	North Carolina	90 77	53	N	Kansas St.	70 61	116	A	Minnesota	68 72																
5	A	Oregon	73 75	36	N	DePaul	83 81	61	A	Duke	64 55	118	H	Towson	98 55																
14	N	UCF	57 52	44	A	Clemson	84 75	62	A	Virginia Tech	75 73	130	A	Pittsburgh	82 50																
21	H	Texas A&M	75 65	46	H	Bucknell	70 56	80	N	Princeton	92 61	160	N	Duquesne	87 71																
22	H	Miami (FL)	71 84	49	A	Georgia Tech	55 65	95	H	Virginia	72 68	179	H	UMES	96 51																
LAST 12 Division I GAMES:																															
3	A	Louisville	51 76	29	H	North Carolina	90 77																								
95	H	Virginia	72 68	62	A	Virginia Tech	75 73																								
61	A	Duke	64 55	44	A	Clemson	84 75																								
22	H	Miami (FL)	71 84	14	N	UCF	57 52																								
49	A	Georgia Tech	55 65	160	N	Duquesne	87 71																								
130	A	Pittsburgh	82 50	221	H	Niagara	94 45																								

Non-Div I Games:

Syracuse

■ Loss, 
 ■ Non-Conf, 
 ■ S Site, 
 ■ H Home 
 ■ A Away 
 N Neutral

Average RPI Win:	177	WON-LOST	WINNING	LAST 10	STRENGTH OF	OPP. STRENGTH	TEAM	ADJ.	CONF.	ADJ CONF.
Average RPI Loss:	34	RECORD	PCT. RANK	GAMES	SCHEDULE	OF SCHEDULE	RPI	RPI	RPI	RPI
DIV. I ONLY	17- 5	38	1- 0	109	70	48	48	3	3	
DIV. I NON-CONF.	10- 1	17	0- 0	296	238	91	91	3	3	
TOTALS	RPI 1-25	RPI 26-50	W-L RECORDS	RPI 51-100	RPI 101-150	RPI 150+				
17- 5	0- 2	0- 2	OVERALL	3- 1	4- 0	10- 0				
13- 1	0- 1	0- 0	HOME	2- 0	3- 0	8- 0				
4- 3	0- 1	0- 1	AWAY	1- 1	1- 0	2- 0				
0- 1	0- 0	0- 1	NEUTRAL	0- 0	0- 0	0- 0				
10- 1	0- 0	0- 1	NON-CONFERENCE	0- 0	1- 0	9- 0				
8- 0	0- 0	0- 0	HOME	0- 0	1- 0	7- 0				
2- 0	0- 0	0- 0	AWAY	0- 0	0- 0	2- 0				
0- 1	0- 0	0- 1	NEUTRAL	0- 0	0- 0	0- 0				
7- 4	0- 2	0- 1	CONFERENCE	3- 1	3- 0	1- 0				
5- 1	0- 1	0- 0	HOME	2- 0	2- 0	1- 0				
2- 3	0- 1	0- 1	AWAY	1- 1	1- 0	0- 0				
0- 0	0- 0	0- 0	NEUTRAL	0- 0	0- 0	0- 0				

RPI 1-25				RPI 26-50				Team's RPI: 48				RPI 51-100				RPI 101+			
RPI	S	Opponent	Score	RPI	S	Opponent	Score	RPI	S	Opponent	Score	RPI	S	Opponent	Score	RPI	S	Opponent	Score
2	H	Baylor	55 79	32	A	Texas	67 73	53	A	Kansas St.	61 47	110	H	Kansas	58 53				
11	A	Iowa St.	54 92	39	N	BYU	58 61	66	H	West Virginia	62 48	140	H	Montana St.	71 49				
								88	A	Oklahoma St.	71 75	148	A	Texas Tech	70 63				
								88	H	Oklahoma St.	69 55	148	H	Texas Tech	78 70				
												153	H	Oklahoma	86 71				
												160	H	Duquesne	61 48				
												173	H	Southern U.	69 40				
												198	A	Ole Miss	55 50				
												201	H	Sam Houston St.	72 59				
												209	H	SMU	65 63				
												216	A	San Diego St.	81 64				
												300	H	Army West Point	63 38				
												301	H	Mississippi Val.	96 47				
												350	H	Alcorn	88 31				
LAST 12 Division I GAMES:																			
148	A	Texas Tech	70 63	148	H	Texas Tech	78 70												
88	H	Oklahoma St.	69 55	2	H	Baylor	55 79												
53	A	Kansas St.	61 47	11	A	Iowa St.	54 92												
110	H	Kansas	58 53	88	A	Oklahoma St.	71 75												
153	H	Oklahoma	86 71	66	H	West Virginia	62 48												
32	A	Texas	67 73	350	H	Alcorn	88 31												

Non-Div I Games:

TCU

Average RPI Win:	245	WON-LOST	WINNING	LAST 10	STRENGTH OF	OPP. STRENGTH	TEAM	ADJ.	CONF.	ADJ CONF.
Average RPI Loss:	91	RECORD	PCT. RANK	GAMES	SCHEDULE	OF SCHEDULE	RPI	RPI	RPI	RPI
DIV. I ONLY	8- 14	248	1- 0	110	92	178	178	9	9	
DIV. I NON-CONF.	4- 9	252	0- 0	168	90	217	217	9	9	
TOTALS	RPI 1-25	RPI 26-50	W-L RECORDS	RPI 51-100	RPI 101-150	RPI 150+				
8- 14	0- 3	0- 2	OVERALL	0- 2	1- 5	7- 2				
5- 3	0- 1	0- 0	HOME	0- 0	1- 2	4- 0				
3- 10	0- 2	0- 2	AWAY	0- 2	0- 2	3- 2				
0- 1	0- 0	0- 0	NEUTRAL	0- 0	0- 1	0- 0				
4- 9	0- 2	0- 2	NON-CONFERENCE	0- 1	0- 2	4- 2				
3- 0	0- 0	0- 0	HOME	0- 0	0- 0	3- 0				
1- 8	0- 2	0- 2	AWAY	0- 1	0- 1	1- 2				
0- 1	0- 0	0- 0	NEUTRAL	0- 0	0- 1	0- 0				
4- 5	0- 1	0- 0	CONFERENCE	0- 1	1- 3	3- 0				
2- 3	0- 1	0- 0	HOME	0- 0	1- 2	1- 0				
2- 2	0- 0	0- 0	AWAY	0- 1	0- 1	2- 0				
0- 0	0- 0	0- 0	NEUTRAL	0- 0	0- 0	0- 0				

RPI S	Opponent	Score	RPI S	Opponent	Score	RPI S	Opponent	Score	RPI S	Opponent	Score	Team's RPI: 178
6	H UConn	67 88	36	A DePaul	88 102	74	A Penn	62 71	111	A Houston	65 78	
16	A South Carolina	60 88	37	A Villanova	68 76	87	A Cincinnati	52 72	111	H Houston	76 65	
22	A Miami (FL)	61 73							114	N Radford	50 56	
									136	H South Fla.	53 63	
									137	H Tulane	57 66	
									145	A Marist	68 74	
									158	A Tulsa	75 61	
									160	A Duquesne	53 54	
									198	A Ole Miss	55 62	
									207	H East Carolina	84 62	
									255	A Wichita St.	65 40	
									267	A Saint Joseph's	58 52	
									280	H La Salle	75 47	
									332	H Iona	59 39	
									346	H Delaware St.	75 61	
LAST 12 Division I GAMES:												
111	H Houston	76 65	87	A Cincinnati	52 72							
255	A Wichita St.	65 40	111	A Houston	65 78							
158	A Tulsa	75 61	137	H Tulane	57 66							
207	H East Carolina	84 62	136	H South Fla.	53 63							
74	A Penn	62 71	160	A Duquesne	53 54							
6	H UConn	67 88	280	H La Salle	75 47							

Non-Div I Games:

Temple

## Tennessee

Through Games Of Feb. 7, 2019

Average RPI Win:	166	WON-LOST	WINNING	LAST 10	STRENGTH OF	OPP. STRENGTH	TEAM	ADJ.	CONF.	ADJ CONF.
Average RPI Loss:	53	RECORD	PCT. RANK	GAMES	SCHEDULE	OF SCHEDULE	RPI	RPI	RPI	RPI
DIV. I ONLY	15- 7	82	1- 0	60	64	64	64	5	5	
DIV. I NON-CONF.	11- 2	31	1- 0	61	99	32	32	5	5	
TOTALS	RPI 1-25	RPI 26-50	W-L RECORDS	RPI 51-100	RPI 101-150	RPI 150+				
15- 7	0- 2	2- 2	OVERALL	4- 1	1- 2	8- 0				
9- 5	0- 2	0- 2	HOME	2- 1	0- 0	7- 0				
4- 2	0- 0	1- 0	AWAY	2- 0	0- 2	1- 0				
2- 0	0- 0	1- 0	NEUTRAL	0- 0	1- 0	0- 0				
11- 2	0- 2	2- 0	NON-CONFERENCE	2- 0	1- 0	6- 0				
7- 2	0- 2	0- 0	HOME	1- 0	0- 0	6- 0				
2- 0	0- 0	1- 0	AWAY	1- 0	0- 0	0- 0				
2- 0	0- 0	1- 0	NEUTRAL	0- 0	1- 0	0- 0				
4- 5	0- 0	0- 2	CONFERENCE	2- 1	0- 2	2- 0				
2- 3	0- 0	0- 2	HOME	1- 1	0- 0	1- 0				
2- 2	0- 0	0- 0	AWAY	1- 0	0- 2	1- 0				
0- 0	0- 0	0- 0	NEUTRAL	0- 0	0- 0	0- 0				

RPI 1-25				RPI 26-50				RPI 51-100				RPI 101+			
RPI	S	Opponent	Score	RPI	S	Opponent	Score	RPI	S	Opponent	Score	RPI	S	Opponent	Score
1	H	Notre Dame	62 77	26	H	Kentucky	71 73	52	H	LSU	74 65	106	A	Georgia	62 66
4	H	Stanford	85 95	31	H	Missouri	64 66	63	A	Auburn	78 69	127	N	UAB	73 69
				32	A	Texas	88 82	72	H	Belmont	84 76	128	A	Alabama	65 86
				44	N	Clemson	78 66	75	H	Arkansas	79 80	174	A	Vanderbilt	82 65
								88	A	Oklahoma St.	76 63	195	H	UNC Asheville	73 46
												203	H	Florida	67 50
												211	H	Stetson	65 55
												252	H	ETSU	80 61
												287	H	Murray St.	98 77
												334	H	Presbyterian	97 49
												349	H	Florida A&M	96 31
LAST 12 Division I GAMES:															
127	N	UAB	73 69	128	A	Alabama	65 86								
174	A	Vanderbilt	82 65	106	A	Georgia	62 66								
203	H	Florida	67 50	26	H	Kentucky	71 73								
52	H	LSU	74 65	31	H	Missouri	64 66								
1	H	Notre Dame	62 77	63	A	Auburn	78 69								
75	H	Arkansas	79 80	72	H	Belmont	84 76								

Non-Div I Games:

Tennessee

■ Loss, 
■ Non-Conf, S Site, 
■ Home 
■ Away 
N Neutral

Average RPI Win:	268	WON-LOST	WINNING	LAST 10	STRENGTH OF	OPP. STRENGTH	TEAM	ADJ.	CONF.	ADJ CONF.
Average RPI Loss:	154	RECORD	PCT. RANK	GAMES	SCHEDULE	OF SCHEDULE	RPI	RPI	RPI	RPI
DIV. I ONLY	3- 20	333	0- 1	124	212	290	290	22	22	
DIV. I NON-CONF.	0- 12	336	0- 0	147	106	326	326	21	21	
TOTALS	RPI 1-25	RPI 26-50	W-L RECORDS	RPI 51-100	RPI 101-150	RPI 150+				
3- 20	0- 1	0- 1	OVERALL	0- 3	0- 7	3- 8				
2- 5	0- 0	0- 0	HOME	0- 0	0- 4	2- 1				
1- 12	0- 1	0- 1	AWAY	0- 2	0- 2	1- 6				
0- 3	0- 0	0- 0	NEUTRAL	0- 1	0- 1	0- 1				
0- 12	0- 1	0- 1	NON-CONFERENCE	0- 2	0- 2	0- 6				
0- 1	0- 0	0- 0	HOME	0- 0	0- 1	0- 0				
0- 8	0- 1	0- 1	AWAY	0- 1	0- 0	0- 5				
0- 3	0- 0	0- 0	NEUTRAL	0- 1	0- 1	0- 1				
3- 8	0- 0	0- 0	CONFERENCE	0- 1	0- 5	3- 2				
2- 4	0- 0	0- 0	HOME	0- 0	0- 3	2- 1				
1- 4	0- 0	0- 0	AWAY	0- 1	0- 2	1- 1				
0- 0	0- 0	0- 0	NEUTRAL	0- 0	0- 0	0- 0				

RPI 1-25				RPI 26-50				RPI 51-100				RPI 101+ Team's RPI: 290			
RPI	S	Opponent	Score	RPI	S	Opponent	Score	RPI	S	Opponent	Score	RPI	S	Opponent	Score
3	A	Louisville	52 107	36	A	DePaul	73 95	72	A	Belmont	46 80	115	H	South Alabama	56 78
								75	N	Arkansas	55 79	122	A	Morehead St.	55 71
								90	A	Troy	67 92	122	H	Morehead St.	62 85
												129	H	UT Martin	61 73
												130	N	Pittsburgh	56 78
												150	A	Tennessee Tech	65 76
												150	H	Tennessee Tech	59 69
												174	A	Vanderbilt	63 89
												177	A	Ball St.	51 90
												181	N	Wisconsin	53 58
												200	H	Southeast Mo. St.	62 59
												217	A	Marshall	59 80
												226	H	Jacksonville St.	52 62
												276	A	Austin Peay	47 74
												287	A	Murray St.	65 61
												304	A	Alabama A&M	57 67
												318	H	Eastern Ky.	60 38
												329	A	Lipscomb	62 64
LAST 12 Division I GAMES:															
122	A	Morehead St.	55 71	150	A	Tennessee Tech	65 76								
200	H	Southeast Mo. St.	62 59	122	H	Morehead St.	62 85								
129	H	UT Martin	61 73	318	H	Eastern Ky.	60 38								
287	A	Murray St.	65 61	226	H	Jacksonville St.	52 62								
276	A	Austin Peay	47 74	150	H	Tennessee Tech	59 69								
72	A	Belmont	46 80	177	A	Ball St.	51 90								

Non-Div I Games:

Tennessee St.

■ Loss, 
 ■ Non-Conf, 
 ■ S Site, 
 ■ Home 
 ■ A Away 
 N Neutral

Average RPI Win:	250	WON-LOST	WINNING	LAST 10	STRENGTH OF	OPP. STRENGTH	TEAM	ADJ.	CONF.	ADJ CONF.
Average RPI Loss:	153	RECORD	PCT. RANK	GAMES	SCHEDULE	OF SCHEDULE	RPI	RPI	RPI	RPI
DIV. I ONLY	14- 6	69	0- 1	310	232	150	150	22	22	
DIV. I NON-CONF.	6- 3	91	0- 0	265	229	120	120	21	21	
TOTALS	RPI 1-25	RPI 26-50	W-L RECORDS	RPI 51-100	RPI 101-150	RPI 150+				
14- 6	0- 0	0- 0	OVERALL	2- 2	0- 1	12- 3				
7- 1	0- 0	0- 0	HOME	1- 0	0- 0	6- 1				
7- 4	0- 0	0- 0	AWAY	1- 1	0- 1	6- 2				
0- 1	0- 0	0- 0	NEUTRAL	0- 1	0- 0	0- 0				
6- 3	0- 0	0- 0	NON-CONFERENCE	1- 2	0- 0	5- 1				
3- 0	0- 0	0- 0	HOME	1- 0	0- 0	2- 0				
3- 2	0- 0	0- 0	AWAY	0- 1	0- 0	3- 1				
0- 1	0- 0	0- 0	NEUTRAL	0- 1	0- 0	0- 0				
8- 3	0- 0	0- 0	CONFERENCE	1- 0	0- 1	7- 2				
4- 1	0- 0	0- 0	HOME	0- 0	0- 0	4- 1				
4- 2	0- 0	0- 0	AWAY	1- 0	0- 1	3- 1				
0- 0	0- 0	0- 0	NEUTRAL	0- 0	0- 0	0- 0				

RPI 1-25			RPI 26-50			RPI 51-100			RPI 101+			Team's RPI: 150			
RPI	S	Opponent	Score	RPI	S	Opponent	Score	RPI	S	Opponent	Score	RPI	S	Opponent	Score
								56	H	Middle Tenn.	68 64	122	A	Morehead St.	56 77
								72	A	Belmont	77 72	170	A	Xavier	60 70
								75	A	Arkansas	42 65	195	H	UNC Asheville	60 53
								76	N	Old Dominion	73 80	200	A	Southeast Mo. St.	53 62
												226	A	Jacksonville St.	66 49
												243	H	SIUE	79 55
												255	A	Wichita St.	55 45
												276	H	Austin Peay	65 72
												285	H	Eastern Ill.	99 88
												287	H	Murray St.	74 65
												290	A	Tennessee St.	69 59
												290	H	Tennessee St.	76 65
												318	A	Eastern Ky.	81 68
												319	A	Charleston So.	77 55
												329	A	Lipscomb	67 52
												336	H	Western Caro.	77 58
LAST 12 Division I GAMES:															
				200	A	Southeast Mo. St.	53 62					290	H	Tennessee St.	76 65
				287	H	Murray St.	74 65					285	H	Eastern Ill.	99 88
				276	H	Austin Peay	65 72					243	H	SIUE	79 55
				318	A	Eastern Ky.	81 68					72	A	Belmont	77 72
				122	A	Morehead St.	56 77					290	A	Tennessee St.	69 59
				226	A	Jacksonville St.	66 49					329	A	Lipscomb	67 52

Non-Div I Games: Tenn. Wesleyan 100 58 Cumberland (TN) 88 55

Tennessee Tech

Loss, Non-Conf, S Site, H Home A Away N Neutral

Average RPI Win:	153	WON-LOST	WINNING	LAST 10	STRENGTH OF	OPP. STRENGTH	TEAM	ADJ.	CONF.	ADJ CONF.
Average RPI Loss:	38	RECORD	PCT. RANK	GAMES	SCHEDULE	OF SCHEDULE	RPI	RPI	RPI	RPI
DIV. I ONLY	18- 5	33	2- 0	55	63	32	32	3	3	
DIV. I NON-CONF.	10- 2	37	2- 0	130	184	58	58	3	3	
TOTALS	RPI 1-25	RPI 26-50	W-L RECORDS	RPI 51-100	RPI 101-150	RPI 150+				
18- 5	1- 2	1- 0	OVERALL	4- 3	3- 0	9- 0				
9- 4	0- 2	1- 0	HOME	1- 2	1- 0	6- 0				
6- 1	1- 0	0- 0	AWAY	1- 1	1- 0	3- 0				
3- 0	0- 0	0- 0	NEUTRAL	2- 0	1- 0	0- 0				
10- 2	0- 1	0- 0	NON-CONFERENCE	2- 1	1- 0	7- 0				
5- 2	0- 1	0- 0	HOME	0- 1	0- 0	5- 0				
2- 0	0- 0	0- 0	AWAY	0- 0	0- 0	2- 0				
3- 0	0- 0	0- 0	NEUTRAL	2- 0	1- 0	0- 0				
8- 3	1- 1	1- 0	CONFERENCE	2- 2	2- 0	2- 0				
4- 2	0- 1	1- 0	HOME	1- 1	1- 0	1- 0				
4- 1	1- 0	0- 0	AWAY	1- 1	1- 0	1- 0				
0- 0	0- 0	0- 0	NEUTRAL	0- 0	0- 0	0- 0				

RPI 1-25				RPI 26-50				Team's RPI: 32	RPI 51-100				RPI 101+			
RPI	S	Opponent	Score	RPI	S	Opponent	Score		RPI	S	Opponent	Score	RPI	S	Opponent	Score
2	H	Baylor	68 74	48	H	TCU	73 67		53	A	Kansas St.	69 87	110	H	Kansas	62 43
7	H	Mississippi St.	49 67						59	N	Michigan	69 52	139	N	Fordham	72 54
11	A	Iowa St.	64 62						60	N	Quinnipiac	56 55	148	A	Texas Tech	78 71
									64	H	Tennessee	82 88	153	A	Oklahoma	76 67
									66	A	West Virginia	70 58	153	H	Oklahoma	73 63
									66	H	West Virginia	58 64	160	H	Duquesne	78 41
									88	H	Oklahoma St.	60 51	182	A	North Texas	64 54
													211	H	Stetson	65 46
													218	A	UTRGV	81 66
													286	H	UTSA	98 54
													321	H	McNeese	96 40
													341	H	Northwestern St.	104 66
LAST 12 Division I GAMES:																
139	N	Fordham	72 54	110	H	Kansas	62 43		48	H	TCU	73 67				
59	N	Michigan	69 52	53	A	Kansas St.	69 87		11	A	Iowa St.	64 62				
2	H	Baylor	68 74	153	A	Oklahoma	76 67		66	H	West Virginia	58 64				
153	A	Oklahoma	76 67	148	A	Texas Tech	78 71		66	A	West Virginia	70 58				

Non-Div I Games:

Texas

■ Loss, 
 ■ Non-Conf, 
 ■ S Site, 
 ■ H Home 
 ■ A Away 
 N Neutral



Average RPI Win:	135	WON-LOST	WINNING	LAST 10	STRENGTH OF	OPP. STRENGTH	TEAM	ADJ.	CONF.	ADJ CONF.
Average RPI Loss:	33	RECORD	PCT. RANK	GAMES	SCHEDULE	OF SCHEDULE	RPI	RPI	RPI	RPI
DIV. I ONLY	18- 5	33	0- 1	40	50	21	21	5	5	
DIV. I NON-CONF.	11- 2	31	0- 0	30	107	17	17	5	5	
TOTALS	RPI 1-25	RPI 26-50	W-L RECORDS	RPI 51-100	RPI 101-150	RPI 150+				
18- 5	0- 2	3- 1	OVERALL	3- 2	3- 0	9- 0				
10- 2	0- 1	2- 0	HOME	1- 1	1- 0	6- 0				
6- 3	0- 1	0- 1	AWAY	2- 1	2- 0	2- 0				
2- 0	0- 0	1- 0	NEUTRAL	0- 0	0- 0	1- 0				
11- 2	0- 1	2- 0	NON-CONFERENCE	2- 1	1- 0	6- 0				
7- 1	0- 0	1- 0	HOME	1- 1	0- 0	5- 0				
2- 1	0- 1	0- 0	AWAY	1- 0	1- 0	0- 0				
2- 0	0- 0	1- 0	NEUTRAL	0- 0	0- 0	1- 0				
7- 3	0- 1	1- 1	CONFERENCE	1- 1	2- 0	3- 0				
3- 1	0- 1	1- 0	HOME	0- 0	1- 0	1- 0				
4- 2	0- 0	0- 1	AWAY	1- 1	1- 0	2- 0				
0- 0	0- 0	0- 0	NEUTRAL	0- 0	0- 0	0- 0				

RPI 1-25				Team's RPI: 21	RPI 26-50				RPI 51-100				RPI 101+			
RPI	S	Opponent	Score		RPI	S	Opponent	Score	RPI	S	Opponent	Score	RPI	S	Opponent	Score
9	A	Syracuse	65 75		26	H	Kentucky	73 71	52	A	LSU	52 63	106	A	Georgia	76 66
16	H	South Carolina	57 60		31	A	Missouri	65 70	54	H	Southern California	71 51	111	A	Houston	68 52
					33	N	Oregon St.	76 70	58	H	Lamar University	68 74	128	H	Alabama	70 43
					34	H	Rice	65 54	63	A	Auburn	69 67	166	H	Arkansas St.	97 56
									71	A	Little Rock	61 40	168	N	UC Riverside	70 63
													174	A	Vanderbilt	50 43
													174	H	Vanderbilt	69 53
													192	H	Prairie View	70 57
													198	A	Ole Miss	72 60
													218	H	UTRGV	84 61
													225	H	Jacksonville	73 53
													292	H	Central Ark.	84 27
LAST 12 Division I GAMES:																
31	A	Missouri	65 70		128	H	Alabama	70 43								
198	A	Ole Miss	72 60		174	A	Vanderbilt	50 43								
174	H	Vanderbilt	69 53		52	A	LSU	52 63								
26	H	Kentucky	73 71		16	H	South Carolina	57 60								
63	A	Auburn	69 67		218	H	UTRGV	84 61								
106	A	Georgia	76 66		192	H	Prairie View	70 57								

Non-Div I Games:

Texas A&amp;M

## Texas Southern

Through Games Of Feb. 7, 2019

Average RPI Win:	288	WON-LOST	WINNING	LAST 10	STRENGTH OF	OPP. STRENGTH	TEAM	ADJ.	CONF.	ADJ CONF.
Average RPI Loss:	156	RECORD	PCT. RANK	GAMES	SCHEDULE	OF SCHEDULE	RPI	RPI	RPI	RPI
DIV. I ONLY	7- 11	238	1- 0	269	320	240	240	29	29	
DIV. I NON-CONF.	2- 7	288	0- 0	54	280	181	181	27	27	
TOTALS	RPI 1-25	RPI 26-50	W-L RECORDS	RPI 51-100	RPI 101-150	RPI 150+				
7- 11	0- 1	0- 1	OVERALL	0- 1	0- 2	7- 6				
2- 2	0- 0	0- 0	HOME	0- 0	0- 0	2- 2				
5- 7	0- 1	0- 1	AWAY	0- 1	0- 2	5- 2				
0- 2	0- 0	0- 0	NEUTRAL	0- 0	0- 0	0- 2				
2- 7	0- 1	0- 1	NON-CONFERENCE	0- 1	0- 2	2- 2				
0- 0	0- 0	0- 0	HOME	0- 0	0- 0	0- 0				
2- 5	0- 1	0- 1	AWAY	0- 1	0- 2	2- 0				
0- 2	0- 0	0- 0	NEUTRAL	0- 0	0- 0	0- 2				
5- 4	0- 0	0- 0	CONFERENCE	0- 0	0- 0	5- 4				
2- 2	0- 0	0- 0	HOME	0- 0	0- 0	2- 2				
3- 2	0- 0	0- 0	AWAY	0- 0	0- 0	3- 2				
0- 0	0- 0	0- 0	NEUTRAL	0- 0	0- 0	0- 0				

RPI 1-25				RPI 26-50				RPI 51-100				RPI 101+ Team's RPI: 240			
RPI	S	Opponent	Score	RPI	S	Opponent	Score	RPI	S	Opponent	Score	RPI	S	Opponent	Score
25	A	Michigan St.	45 91	34	A	Rice	71 76	70	A	SFA	55 74	137	A	Tulane	56 62
												148	A	Texas Tech	55 75
												161	N	Abilene Christian	39 81
												173	A	Southern U.	61 63
												185	N	Nicholls St.	57 58
												192	A	Prairie View	52 44
												202	H	Grambling	67 75
												218	A	UTRGV	69 55
												236	H	Alabama St.	51 58
												301	A	Mississippi Val.	68 50
												304	H	Alabama A&M	53 45
												307	H	Jackson St.	76 67
												345	A	Ark.-Pine Bluff	59 58
												348	A	Savannah St.	65 41
												350	A	Alcorn	52 53
LAST 12 Division I GAMES:															
304	H	Alabama A&M	53 45	192	A	Prairie View	52 44								
236	H	Alabama St.	51 58	173	A	Southern U.	61 63								
301	A	Mississippi Val.	68 50	350	A	Alcorn	52 53								
345	A	Ark.-Pine Bluff	59 58	148	A	Texas Tech	55 75								
307	H	Jackson St.	76 67	70	A	SFA	55 74								
202	H	Grambling	67 75	218	A	UTRGV	69 55								

Non-Div I Games: Huston-Tillotson 72 36 Paul Quinn 83 54

Texas Southern

Loss, Non-Conf, S Site, H Home A Away N Neutral

Average RPI Win:	218	WON-LOST	WINNING	LAST 10	STRENGTH OF	OPP. STRENGTH	TEAM	ADJ.	CONF.	ADJ CONF.
Average RPI Loss:	119	RECORD	PCT. RANK	GAMES	SCHEDULE	OF SCHEDULE	RPI	RPI	RPI	RPI
DIV. I ONLY	7- 13	250	0- 1	99	133	175	175	12	12	
DIV. I NON-CONF.	3- 7	256	0- 1	84	135	180	180	15	15	
TOTALS	RPI 1-25	RPI 26-50	W-L RECORDS	RPI 51-100	RPI 101-150	RPI 150+				
7- 13	0- 0	0- 2	OVERALL	0- 4	0- 4	7- 3				
2- 5	0- 0	0- 0	HOME	0- 0	0- 2	2- 3				
5- 7	0- 0	0- 1	AWAY	0- 4	0- 2	5- 0				
0- 1	0- 0	0- 1	NEUTRAL	0- 0	0- 0	0- 0				
3- 7	0- 0	0- 2	NON-CONFERENCE	0- 2	0- 2	3- 1				
1- 2	0- 0	0- 0	HOME	0- 0	0- 1	1- 1				
2- 4	0- 0	0- 1	AWAY	0- 2	0- 1	2- 0				
0- 1	0- 0	0- 1	NEUTRAL	0- 0	0- 0	0- 0				
4- 6	0- 0	0- 0	CONFERENCE	0- 2	0- 2	4- 2				
1- 3	0- 0	0- 0	HOME	0- 0	0- 1	1- 2				
3- 3	0- 0	0- 0	AWAY	0- 2	0- 1	3- 0				
0- 0	0- 0	0- 0	NEUTRAL	0- 0	0- 0	0- 0				

RPI 1-25				RPI 26-50				RPI 51-100				RPI 101+				Team's RPI: 175	
RPI	S	Opponent	Score	RPI	S	Opponent	Score	RPI	S	Opponent	Score	RPI	S	Opponent	Score		
				31	A	Missouri	50 69	51	A	New Mexico	51 82	135	A	Appalachian St.	56 77		
				43	N	Saint Mary's (CA)	62 89	71	A	Little Rock	47 62	135	H	Appalachian St.	49 62		
								88	A	Oklahoma St.	55 66	137	A	Tulane	61 67		
								96	A	UT Arlington	53 68	140	H	Montana St.	59 67		
												157	A	Georgia St.	69 60		
												157	H	Georgia St.	34 57		
												166	A	Arkansas St.	85 62		
												180	H	Oral Roberts	64 81		
												185	H	Nicholls St.	72 67		
												189	H	Coastal Caro.	73 58		
												263	A	A&M-Corpus Christi	60 53		
												279	A	Ga. Southern	64 52		
												279	H	Ga. Southern	55 65		
												286	A	UTSA	68 60		
LAST 12 Division I GAMES:																	
				137	A	Tulane	61 67	157	H	Georgia St.	34 57						
				140	H	Montana St.	59 67	166	A	Arkansas St.	85 62						
				185	H	Nicholls St.	72 67	71	A	Little Rock	47 62						
				135	A	Appalachian St.	56 77	135	H	Appalachian St.	49 62						
				96	A	UT Arlington	53 68	189	H	Coastal Caro.	73 58						
				279	H	Ga. Southern	55 65	157	A	Georgia St.	69 60						

Non-Div I Games: UNKNOWN 92 39 Tex. A&amp;M Int'l 89 25

Texas St.

■ Loss, 
 ■ Non-Conf, 
 ■ S Site, 
 ■ Home 
 ■ A Away 
 N Neutral

Average RPI Win:	213	WON-LOST	WINNING	LAST 10	STRENGTH OF	OPP. STRENGTH	TEAM	ADJ.	CONF.	ADJ CONF.
Average RPI Loss:	66	RECORD	PCT. RANK	GAMES	SCHEDULE	OF SCHEDULE	RPI	RPI	RPI	RPI
DIV. I ONLY	10- 12	195	0- 1	57	80	148	148	3	3	
DIV. I NON-CONF.	9- 2	43	0- 0	266	298	116	116	3	3	
TOTALS	RPI 1-25	RPI 26-50	W-L RECORDS	RPI 51-100	RPI 101-150	RPI 150+				
10- 12	0- 3	0- 3	OVERALL	1- 4	1- 0	8- 2				
9- 5	0- 1	0- 2	HOME	1- 2	1- 0	7- 0				
1- 7	0- 2	0- 1	AWAY	0- 2	0- 0	1- 2				
0- 0	0- 0	0- 0	NEUTRAL	0- 0	0- 0	0- 0				
9- 2	0- 0	0- 0	NON-CONFERENCE	1- 1	0- 0	8- 1				
8- 1	0- 0	0- 0	HOME	1- 1	0- 0	7- 0				
1- 1	0- 0	0- 0	AWAY	0- 0	0- 0	1- 1				
0- 0	0- 0	0- 0	NEUTRAL	0- 0	0- 0	0- 0				
1- 10	0- 3	0- 3	CONFERENCE	0- 3	1- 0	0- 1				
1- 4	0- 1	0- 2	HOME	0- 1	1- 0	0- 0				
0- 6	0- 2	0- 1	AWAY	0- 2	0- 0	0- 1				
0- 0	0- 0	0- 0	NEUTRAL	0- 0	0- 0	0- 0				

RPI 1-25				RPI 26-50				RPI 51-100				RPI 101+ Team's RPI: 148			
RPI	S	Opponent	Score	RPI	S	Opponent	Score	RPI	S	Opponent	Score	RPI	S	Opponent	Score
2	A	Baylor	37 96	32	H	Texas	71 78	53	H	Kansas St.	62 66	110	H	Kansas	69 66
2	H	Baylor	56 73	48	A	TCU	70 78	66	A	West Virginia	65 68	153	A	Oklahoma	61 66
11	A	Iowa St.	66 105	48	H	TCU	63 70	70	H	SFA	77 69	161	H	Abilene Christian	105 54
								88	A	Oklahoma St.	57 65	173	H	Southern U.	76 58
								91	H	Idaho	77 88	203	A	Florida	67 72
												226	H	Jacksonville St.	71 58
												240	H	Texas Southern	75 55
												242	A	Nevada	86 67
												263	H	A&M-Corpus Christi	78 61
												312	H	La.-Monroe	86 42
												335	H	Houston Baptist	82 76
LAST 12 Division I GAMES:															
48	H	TCU	63 70	48	A	TCU	70 78								
2	A	Baylor	37 96	88	A	Oklahoma St.	57 65								
11	A	Iowa St.	66 105	110	H	Kansas	69 66								
32	H	Texas	71 78	2	H	Baylor	56 73								
66	A	West Virginia	65 68	153	A	Oklahoma	61 66								
53	H	Kansas St.	62 66	161	H	Abilene Christian	105 54								

Non-Div I Games:

Texas Tech

■ Loss, 
 ■ Non-Conf, S Site, 
 ■ Home 
 ■ Away 
 N Neutral

Average RPI Win:	216	WON-LOST	WINNING	LAST 10	STRENGTH OF	OPP. STRENGTH	TEAM	ADJ.	CONF.	ADJ CONF.
Average RPI Loss:	69	RECORD	PCT. RANK	GAMES	SCHEDULE	OF SCHEDULE	RPI	RPI	RPI	RPI
DIV. I ONLY	13- 7	95	0- 1	130	112	86	86	7	7	
DIV. I NON-CONF.	8- 3	72	0- 0	174	179	77	77	8	8	
TOTALS	RPI 1-25	RPI 26-50	W-L RECORDS	RPI 51-100	RPI 101-150	RPI 150+				
13- 7	1- 2	0- 0	OVERALL	1- 3	0- 2	11- 0				
7- 2	1- 1	0- 0	HOME	0- 1	0- 0	6- 0				
6- 5	0- 1	0- 0	AWAY	1- 2	0- 2	5- 0				
0- 0	0- 0	0- 0	NEUTRAL	0- 0	0- 0	0- 0				
8- 3	0- 1	0- 0	NON-CONFERENCE	1- 1	0- 1	7- 0				
4- 1	0- 1	0- 0	HOME	0- 0	0- 0	4- 0				
4- 2	0- 0	0- 0	AWAY	1- 1	0- 1	3- 0				
0- 0	0- 0	0- 0	NEUTRAL	0- 0	0- 0	0- 0				
5- 4	1- 1	0- 0	CONFERENCE	0- 2	0- 1	4- 0				
3- 1	1- 0	0- 0	HOME	0- 1	0- 0	2- 0				
2- 3	0- 1	0- 0	AWAY	0- 1	0- 1	2- 0				
0- 0	0- 0	0- 0	NEUTRAL	0- 0	0- 0	0- 0				

RPI 1-25				RPI 26-50				RPI 51-100				RPI 101+			
RPI	S	Opponent	Score	RPI	S	Opponent	Score	RPI	S	Opponent	Score	RPI	S	Opponent	Score
1	H	Notre Dame	56 72					55	A	Miami (OH)	64 65	105	A	Dayton	49 70
23	H	Central Mich.	62 59					72	A	Belmont	78 69	142	A	Akron	64 70
24	A	Buffalo	63 73					73	A	Maine	59 73	160	H	Duquesne	65 52
								84	H	Kent St.	47 58	162	H	Stony Brook	80 48
												177	H	Ball St.	65 58
												223	A	Memphis	58 48
												235	A	Bowling Green	79 65
												235	H	Bowling Green	76 56
												277	A	Cleveland St.	65 60
												281	A	Western Mich.	80 57
												294	A	Valparaiso	65 59
												331	H	Detroit Mercy	77 60
												332	H	Iona	84 38
LAST 12 Division I GAMES:															
24	A	Buffalo	63 73	84	H	Kent St.	47 58								
235	H	Bowling Green	76 56	55	A	Miami (OH)	64 65								
142	A	Akron	64 70	177	H	Ball St.	65 58								
23	H	Central Mich.	62 59	331	H	Detroit Mercy	77 60								
235	A	Bowling Green	79 65	162	H	Stony Brook	80 48								
281	A	Western Mich.	80 57	1	H	Notre Dame	56 72								

Non-Div I Games:

Toledo

Average RPI Win: <b>218</b>	WON-LOST	WINNING	LAST 10	STRENGTH OF	OPP. STRENGTH	TEAM	ADJ.	CONF.	ADJ CONF.
Average RPI Loss: <b>117</b>	RECORD	PCT. RANK	GAMES	SCHEDULE	OF SCHEDULE	RPI	RPI	RPI	RPI
DIV. I ONLY	12- 8	117	0- 1	201	129	118	118	10	10
DIV. I NON-CONF.	6- 5	143	0- 0	280	146	155	155	10	10
-----									
TOTALS	RPI 1-25	RPI 26-50	W-L RECORDS	RPI 51-100	RPI 101-150	RPI 150+			
12- 8	0- 1	0- 1	OVERALL	2- 1	0- 3	10- 2			
6- 1	0- 0	0- 0	HOME	1- 0	0- 1	5- 0			
6- 7	0- 1	0- 1	AWAY	1- 1	0- 2	5- 2			
0- 0	0- 0	0- 0	NEUTRAL	0- 0	0- 0	0- 0			
6- 5	0- 1	0- 0	NON-CONFERENCE	0- 1	0- 1	6- 2			
3- 0	0- 0	0- 0	HOME	0- 0	0- 0	3- 0			
3- 5	0- 1	0- 0	AWAY	0- 1	0- 1	3- 2			
0- 0	0- 0	0- 0	NEUTRAL	0- 0	0- 0	0- 0			
6- 3	0- 0	0- 1	CONFERENCE	2- 0	0- 2	4- 0			
3- 1	0- 0	0- 0	HOME	1- 0	0- 1	2- 0			
3- 2	0- 0	0- 1	AWAY	1- 0	0- 1	2- 0			
0- 0	0- 0	0- 0	NEUTRAL	0- 0	0- 0	0- 0			

RPI 1-25				RPI 26-50				RPI 51-100				RPI 101+ Team's RPI: 118			
RPI	S	Opponent	Score	RPI	S	Opponent	Score	RPI	S	Opponent	Score	RPI	S	Opponent	Score
9	A	Syracuse	55 <b>98</b>	40	A	James Madison	59 <b>71</b>	66	A	West Virginia	43 <b>90</b>	109	A	Wake Forest	53 <b>60</b>
								79	H	Northeastern	88 83	119	A	UNCW	73 <b>77</b>
								85	A	Drexel	55 54	149	H	William & Mary	69 <b>80</b>
												159	A	Delaware	56 48
												194	A	George Washington	63 <b>76</b>
												196	H	Massachusetts	78 53
												197	H	Elon	59 58
												217	A	Marshall	76 69
												248	A	Mt. St. Mary's	78 <b>87</b>
												250	H	Hofstra	92 68
												267	A	Saint Joseph's	73 52
												280	H	La Salle	92 68
												289	A	Col. of Charleston	77 61
												297	A	UMBC	71 62
												299	H	Loyola Maryland	62 57
LAST 12 Division I GAMES:															
		40	A	James Madison	59	<b>71</b>				79	H	Northeastern	88	83	
		149	H	William & Mary	69	<b>80</b>				159	A	Delaware	56	48	
		197	H	Elon	59	58				85	A	Drexel	55	54	
		119	A	UNCW	73	<b>77</b>				217	A	Marshall	76	69	
		289	A	Col. of Charleston	77	61				66	A	West Virginia	43	<b>90</b>	
		250	H	Hofstra	92	68				267	A	Saint Joseph's	73	52	

Non-Div I Games:

Towson

■ Loss, 
■ Non-Conf, 
S Site, 
■ Home 
■ Away 
N Neutral

Average RPI Win: 225		WON-LOST	WINNING	LAST 10	STRENGTH OF	OPP. STRENGTH	TEAM	ADJ.	CONF.	ADJ CONF.
Average RPI Loss: 83		RECORD	PCT. RANK	GAMES	SCHEDULE	OF SCHEDULE	RPI	RPI	RPI	RPI
DIV. I ONLY		15- 5	49	0- 1	234	132	90	90	12	12
DIV. I NON-CONF.		8- 2	52	0- 0	301	144	112	112	15	15
TOTALS		RPI 1-25	RPI 26-50	W-L RECORDS	RPI 51-100	RPI 101-150	RPI 150+			
15- 5	0- 1		0- 0	OVERALL	1- 2	1- 1	13- 1			
7- 1	0- 0		0- 0	HOME	1- 1	0- 0	6- 0			
6- 4	0- 1		0- 0	AWAY	0- 1	1- 1	5- 1			
2- 0	0- 0		0- 0	NEUTRAL	0- 0	0- 0	2- 0			
8- 2	0- 1		0- 0	NON-CONFERENCE	0- 1	0- 0	8- 0			
3- 1	0- 0		0- 0	HOME	0- 1	0- 0	3- 0			
3- 1	0- 1		0- 0	AWAY	0- 0	0- 0	3- 0			
2- 0	0- 0		0- 0	NEUTRAL	0- 0	0- 0	2- 0			
7- 3	0- 0		0- 0	CONFERENCE	1- 1	1- 1	5- 1			
4- 0	0- 0		0- 0	HOME	1- 0	0- 0	3- 0			
3- 3	0- 0		0- 0	AWAY	0- 1	1- 1	2- 1			
0- 0	0- 0		0- 0	NEUTRAL	0- 0	0- 0	0- 0			

RPI 1-25				RPI 26-50				RPI 51-100				RPI 101+			
RPI	S	Opponent	Score	RPI	S	Opponent	Score	RPI	S	Opponent	Score	RPI	S	Opponent	Score
18	A	Florida St.	67 103					56	H	Middle Tenn.	64 67	115	A	South Alabama	77 80
								71	A	Little Rock	72 76	135	A	Appalachian St.	83 72
								71	H	Little Rock	71 66	157	A	Georgia St.	80 84
												166	H	Arkansas St.	87 79
												189	A	Coastal Caro.	82 81
												198	A	Ole Miss	71 54
												201	N	Sam Houston St.	84 79
												226	A	Jacksonville St.	89 63
												236	H	Alabama St.	116 46
												252	A	ETSU	84 66
												256	H	Louisiana	90 64
												261	H	Samford	72 52
												279	A	Ga. Southern	97 81
												290	H	Tennessee St.	92 67
												301	N	Mississippi Val.	75 54
												312	H	La.-Monroe	78 56
LAST 12 Division I GAMES:															
71	A	Little Rock	72 76	166	H	Arkansas St.	87 79								
115	A	South Alabama	77 80	71	H	Little Rock	71 66								
256	H	Louisiana	90 64	135	A	Appalachian St.	83 72								
312	H	La.-Monroe	78 56	189	A	Coastal Caro.	82 81								
157	A	Georgia St.	80 84	226	A	Jacksonville St.	89 63								
279	A	Ga. Southern	97 81	198	A	Ole Miss	71 54								

Non-Div I Games:	Talladega	91	70
------------------	-----------	----	----

Troy

■ Loss, ■ Non-Conf, S Site, H Home A Away N Neutral

## Tulane

Through Games Of Feb. 7, 2019

Average RPI Win: <b>196</b>	WON-LOST	WINNING	LAST 10	STRENGTH OF	OPP. STRENGTH	TEAM	ADJ.	CONF.	ADJ CONF.
Average RPI Loss: <b>122</b>	RECORD	PCT. RANK	GAMES	SCHEDULE	OF SCHEDULE	RPI	RPI	RPI	RPI
DIV. I ONLY	14- 8	100	1- 0	200	96	137	137	9	9
DIV. I NON-CONF.	10- 3	59	1- 0	219	72	94	94	9	9
TOTALS	RPI 1-25	RPI 26-50	W-L RECORDS	RPI 51-100	RPI 101-150	RPI 150+			
14- 8	1- 1	0- 1	OVERALL	1- 1	1- 3	11- 2			
7- 4	0- 1	0- 0	HOME	0- 1	1- 1	6- 1			
4- 3	0- 0	0- 0	AWAY	1- 0	0- 2	3- 1			
3- 1	1- 0	0- 1	NEUTRAL	0- 0	0- 0	2- 0			
10- 3	1- 0	0- 1	NON-CONFERENCE	1- 1	1- 1	7- 0			
6- 1	0- 0	0- 0	HOME	0- 1	1- 0	5- 0			
1- 1	0- 0	0- 0	AWAY	1- 0	0- 1	0- 0			
3- 1	1- 0	0- 1	NEUTRAL	0- 0	0- 0	2- 0			
4- 5	0- 1	0- 0	CONFERENCE	0- 0	0- 2	4- 2			
1- 3	0- 1	0- 0	HOME	0- 0	0- 1	1- 1			
3- 2	0- 0	0- 0	AWAY	0- 0	0- 1	3- 1			
0- 0	0- 0	0- 0	NEUTRAL	0- 0	0- 0	0- 0			

RPI 1-25				RPI 26-50				RPI 51-100				RPI 101+ Team's RPI: 137			
RPI	S	Opponent	Score	RPI	S	Opponent	Score	RPI	S	Opponent	Score	RPI	S	Opponent	Score
6	H	UConn	33 <b>75</b>	28	N	California	57 <b>65</b>	52	A	LSU	56 54	128	A	Alabama	58 <b>69</b>
23	N	Central Mich.	68 57					76	H	Old Dominion	48 <b>56</b>	136	A	South Fla.	46 <b>73</b>
												136	H	South Fla.	45 <b>50</b>
												141	H	Washington	63 51
												175	H	Texas St.	67 61
												178	A	Temple	66 57
												185	H	Nicholls St.	71 46
												187	H	Southern Miss.	71 54
												207	A	East Carolina	61 <b>63</b>
												207	H	East Carolina	68 57
												209	A	SMU	61 43
												223	A	Memphis	62 61
												240	H	Texas Southern	62 56
												255	H	Wichita St.	44 <b>62</b>
												277	N	Cleveland St.	81 72
												293	H	Fla. Atlantic	88 45
												349	N	Florida A&M	78 34
LAST 12 Division I GAMES:															
175	H	Texas St.	67 61	6	H	UConn	33 <b>75</b>								
136	H	South Fla.	45 <b>50</b>	209	A	SMU	61 43								
207	A	East Carolina	61 <b>63</b>	178	A	Temple	66 57								
223	A	Memphis	62 61	207	H	East Carolina	68 57								
255	H	Wichita St.	44 <b>62</b>	349	N	Florida A&M	78 34								
136	A	South Fla.	46 <b>73</b>	23	N	Central Mich.	68 57								

Non-Div I Games:

Tulane

■ Loss, 
 ■ Non-Conf, 
 S Site, 
 ■ Home 
 ■ Away 
 N Neutral



Average RPI Win:	203	WON-LOST	WINNING	LAST 10	STRENGTH OF	OPP. STRENGTH	TEAM	ADJ.	CONF.	ADJ CONF.
Average RPI Loss:	98	RECORD	PCT. RANK	GAMES	SCHEDULE	OF SCHEDULE	RPI	RPI	RPI	RPI
DIV. I ONLY	10- 12	195	0- 1	93	98	158	158	9	9	
DIV. I NON-CONF.	6- 7	172	0- 1	73	85	130	130	9	9	
TOTALS	RPI 1-25	RPI 26-50	W-L RECORDS	RPI 51-100	RPI 101-150	RPI 150+				
10- 12	0- 2	0- 0	OVERALL	0- 6	1- 1	9- 3				
7- 4	0- 0	0- 0	HOME	0- 3	0- 0	7- 1				
2- 8	0- 2	0- 0	AWAY	0- 3	0- 1	2- 2				
1- 0	0- 0	0- 0	NEUTRAL	0- 0	1- 0	0- 0				
6- 7	0- 1	0- 0	NON-CONFERENCE	0- 5	1- 0	5- 1				
4- 2	0- 0	0- 0	HOME	0- 2	0- 0	4- 0				
1- 5	0- 1	0- 0	AWAY	0- 3	0- 0	1- 1				
1- 0	0- 0	0- 0	NEUTRAL	0- 0	1- 0	0- 0				
4- 5	0- 1	0- 0	CONFERENCE	0- 1	0- 1	4- 2				
3- 2	0- 0	0- 0	HOME	0- 1	0- 0	3- 1				
1- 3	0- 1	0- 0	AWAY	0- 0	0- 1	1- 1				
0- 0	0- 0	0- 0	NEUTRAL	0- 0	0- 0	0- 0				

RPI 1-25				RPI 26-50				RPI 51-100				RPI 101+ Team's RPI: 158			
RPI	S	Opponent	Score	RPI	S	Opponent	Score	RPI	S	Opponent	Score	RPI	S	Opponent	Score
14	A	UCF	44 60					70	A	SFA	34 76	111	A	Houston	44 76
17	A	Arizona St.	52 70					71	H	Little Rock	53 63	128	N	Alabama	80 73
								72	A	Belmont	53 78	161	H	Abilene Christian	75 63
								75	H	Arkansas	59 61	166	A	Arkansas St.	60 73
								87	H	Cincinnati	50 70	178	H	Temple	61 75
								94	A	American	52 68	180	A	Oral Roberts	76 68
												191	H	Saint Louis	86 75
												207	A	East Carolina	75 55
												209	H	SMU	49 35
												211	H	Stetson	55 54
												223	A	Memphis	56 59
												223	H	Memphis	46 39
												255	H	Wichita St.	63 49
												268	H	UTEP	66 45
LAST 12 Division I GAMES:															
17	A	Arizona St.	52 70	14	A	UCF	44 60								
209	H	SMU	49 35	207	A	East Carolina	75 55								
223	A	Memphis	56 59	223	H	Memphis	46 39								
178	H	Temple	61 75	255	H	Wichita St.	63 49								
111	A	Houston	44 76	268	H	UTEP	66 45								
87	H	Cincinnati	50 70	75	H	Arkansas	59 61								

Non-Div I Games:

Tulsa

■ Loss, 
 ■ Non-Conf, S Site, 
 ■ Home 
 ■ Away 
 N Neutral

Average RPI Win:	240	WON-LOST	WINNING	LAST 10	STRENGTH OF	OPP. STRENGTH	TEAM	ADJ.	CONF.	ADJ CONF.
Average RPI Loss:	77	RECORD	PCT. RANK	GAMES	SCHEDULE	OF SCHEDULE	RPI	RPI	RPI	RPI
DIV. I ONLY	18- 4	22	0- 1	317	155	127	127	14	14	
DIV. I NON-CONF.	11- 1	13	0- 1	342	240	124	124	19	19	
TOTALS	RPI 1-25	RPI 26-50	W-L RECORDS	RPI 51-100	RPI 101-150	RPI 150+				
18- 4	0- 0	0- 1	OVERALL	2- 2	1- 0	15- 1				
7- 2	0- 0	0- 1	HOME	0- 0	1- 0	6- 1				
9- 1	0- 0	0- 0	AWAY	2- 1	0- 0	7- 0				
2- 1	0- 0	0- 0	NEUTRAL	0- 1	0- 0	2- 0				
11- 1	0- 0	0- 0	NON-CONFERENCE	1- 1	1- 0	9- 0				
5- 0	0- 0	0- 0	HOME	0- 0	1- 0	4- 0				
4- 0	0- 0	0- 0	AWAY	1- 0	0- 0	3- 0				
2- 1	0- 0	0- 0	NEUTRAL	0- 1	0- 0	2- 0				
7- 3	0- 0	0- 1	CONFERENCE	1- 1	0- 0	6- 1				
2- 2	0- 0	0- 1	HOME	0- 0	0- 0	2- 1				
5- 1	0- 0	0- 0	AWAY	1- 1	0- 0	4- 0				
0- 0	0- 0	0- 0	NEUTRAL	0- 0	0- 0	0- 0				

RPI S	Opponent	Score	RPI S	Opponent	Score	RPI S	Opponent	Score	RPI S	Opponent	Score	Team's RPI: 127
34	H Rice	43 55	56	A Middle Tenn.	44 60	135	H Appalachian St.	80 61				
			64	N Tennessee	69 73	153	N Oklahoma	89 84				
			67	A FGCU	62 60	155	H Louisiana Tech	68 73				
			76	A Old Dominion	69 61	182	H North Texas	70 60				
						187	H Southern Miss.	71 60				
						223	H Memphis	85 54				
						236	A Alabama St.	62 47				
						261	A Samford	66 41				
						268	A UTEP	74 48				
						286	A UTSA	59 42				
						293	A Fla. Atlantic	89 64				
						304	H Alabama A&M	82 47				
						314	N Coppin St.	86 61				
						315	A FIU	83 59				
						321	H McNeese	91 48				
						347	A Chicago St.	90 45				
						350	H Alcorn	80 53				
LAST 12 Division I GAMES:												
64	N Tennessee	69 73	268	A UTEP	74 48							
76	A Old Dominion	69 61	187	H Southern Miss.	71 60							
56	A Middle Tenn.	44 60	155	H Louisiana Tech	68 73							
34	H Rice	43 55	315	A FIU	83 59							
182	H North Texas	70 60	293	A Fla. Atlantic	89 64							
286	A UTSA	59 42	67	A FGCU	62 60							

Non-Div I Games: Ala.-Huntsville 83 58

UAB

■ Loss, 
 ■ Non-Conf, 
 ■ S Site, 
 ■ Home 
 ■ Away 
 N Neutral

Average RPI Win:	212	WON-LOST	WINNING	LAST 10	STRENGTH OF	OPP. STRENGTH	TEAM	ADJ.	CONF.	ADJ CONF.
Average RPI Loss:	118	RECORD	PCT. RANK	GAMES	SCHEDULE	OF SCHEDULE	RPI	RPI	RPI	RPI
DIV. I ONLY	15- 6	65	0- 1	206	140	83	83	20	20	
DIV. I NON-CONF.	7- 5	132	0- 1	211	59	115	115	20	20	
TOTALS	RPI 1-25	RPI 26-50	W-L RECORDS	RPI 51-100	RPI 101-150	RPI 150+				
15- 6	0- 1	1- 0	OVERALL	0- 1	3- 2	11- 2				
7- 1	0- 0	1- 0	HOME	0- 1	1- 0	5- 0				
7- 5	0- 1	0- 0	AWAY	0- 0	2- 2	5- 2				
1- 0	0- 0	0- 0	NEUTRAL	0- 0	0- 0	1- 0				
7- 5	0- 1	1- 0	NON-CONFERENCE	0- 1	1- 2	5- 1				
3- 1	0- 0	1- 0	HOME	0- 1	0- 0	2- 0				
3- 4	0- 1	0- 0	AWAY	0- 0	1- 2	2- 1				
1- 0	0- 0	0- 0	NEUTRAL	0- 0	0- 0	1- 0				
8- 1	0- 0	0- 0	CONFERENCE	0- 0	2- 0	6- 1				
4- 0	0- 0	0- 0	HOME	0- 0	1- 0	3- 0				
4- 1	0- 0	0- 0	AWAY	0- 0	1- 0	3- 1				
0- 0	0- 0	0- 0	NEUTRAL	0- 0	0- 0	0- 0				

RPI 1-25				RPI 26-50				RPI 51-100				Team's RPI: 83	RPI 101+			
RPI	S	Opponent	Score	RPI	S	Opponent	Score	RPI	S	Opponent	Score		RPI	S	Opponent	Score
4	A	Stanford	43 71	43	H	Saint Mary's (CA)	76 74	78	H	Pacific	80 83		102	A	Loyola Marymount	53 60
													126	A	Washington St.	75 62
													143	A	CSUN	60 49
													143	H	CSUN	70 54
													147	A	Montana	56 62
													154	A	Portland St.	50 65
													168	A	UC Riverside	67 59
													171	H	UC Irvine	80 57
													222	A	Hawaii	60 65
													231	A	Sacramento St.	109 60
													234	A	San Francisco	70 68
													242	N	Nevada	84 68
													253	A	Cal St. Fullerton	75 39
													253	H	Cal St. Fullerton	75 51
													262	H	Long Beach St.	70 50
													273	H	Southern Utah	68 45
													298	A	UC Santa Barbara	70 44
													339	H	Seattle U	76 59
LAST 12 Division I GAMES:																
				147	A	Montana	56 62					171	H	UC Irvine	80 57	
				298	A	UC Santa Barbara	70 44					253	H	Cal St. Fullerton	75 51	
				143	H	CSUN	70 54					222	A	Hawaii	60 65	
				262	H	Long Beach St.	70 50					168	A	UC Riverside	67 59	
				253	A	Cal St. Fullerton	75 39					43	H	Saint Mary's (CA)	76 74	
				143	A	CSUN	60 49					234	A	San Francisco	70 68	

Non-Div I Games: Dominican (CA) 92 42

UC Davis

■ Loss, 
 ■ Non-Conf, 
 ■ S Site, 
 ■ H Home 
 ■ A Away 
 N Neutral

Average RPI Win:	258	WON-LOST	WINNING	LAST 10	STRENGTH OF	OPP. STRENGTH	TEAM	ADJ.	CONF.	ADJ CONF.
Average RPI Loss:	139	RECORD	PCT. RANK	GAMES	SCHEDULE	OF SCHEDULE	RPI	RPI	RPI	RPI
DIV. I ONLY	13- 5	64	0- 1	331	229	171	171	20	20	
DIV. I NON-CONF.	9- 2	43	0- 0	315	249	147	147	20	20	
TOTALS	RPI 1-25	RPI 26-50	W-L RECORDS	RPI 51-100	RPI 101-150	RPI 150+				
13- 5	0- 1	0- 0	OVERALL	0- 1	1- 0	12- 3				
7- 2	0- 0	0- 0	HOME	0- 0	1- 0	6- 2				
4- 3	0- 1	0- 0	AWAY	0- 1	0- 0	4- 1				
2- 0	0- 0	0- 0	NEUTRAL	0- 0	0- 0	2- 0				
9- 2	0- 1	0- 0	NON-CONFERENCE	0- 0	0- 0	9- 1				
4- 1	0- 0	0- 0	HOME	0- 0	0- 0	4- 1				
3- 1	0- 1	0- 0	AWAY	0- 0	0- 0	3- 0				
2- 0	0- 0	0- 0	NEUTRAL	0- 0	0- 0	2- 0				
4- 3	0- 0	0- 0	CONFERENCE	0- 1	1- 0	3- 2				
3- 1	0- 0	0- 0	HOME	0- 0	1- 0	2- 1				
1- 2	0- 0	0- 0	AWAY	0- 1	0- 0	1- 1				
0- 0	0- 0	0- 0	NEUTRAL	0- 0	0- 0	0- 0				

RPI 1-25			RPI 26-50			RPI 51-100			RPI 101+ Team's RPI: 171		
RPI	S	Opponent	Score	RPI	S	RPI	S	Opponent	Score		
5	A	Oregon	69 115			83	A	UC Davis	57 80	143	H CSUN 65 61
										154	A Portland St. 73 68
										163	A Portland 84 69
										168	A UC Riverside 72 88
										172	N Indiana St. 77 61
										210	H UNLV 57 55
										216	H San Diego St. 70 78
										222	H Hawaii 68 70
										273	H Southern Utah 75 58
										274	H CSU Bakersfield 85 78
										298	H UC Santa Barbara 74 68
										323	A Cal Poly 75 59
										323	H Cal Poly 73 57
										328	A San Jose St. 74 66
										339	H Seattle U 65 60
										351	N LIU Brooklyn 84 71
LAST 12 Division I GAMES:											
222	H	Hawaii	68 70	323	A	Cal Poly	75 59				
298	H	UC Santa Barbara	74 68	339	H	Seattle U	65 60				
323	H	Cal Poly	73 57	5	A	Oregon	69 115				
83	A	UC Davis	57 80	154	A	Portland St.	73 68				
168	A	UC Riverside	72 88	163	A	Portland	84 69				
143	H	CSUN	65 61	216	H	San Diego St.	70 78				

Non-Div I Games: LIFE Pacific 105 31

UC Irvine

■ Loss, 
 ■ Non-Conf, S Site, 
 ■ Home 
 ■ Away 
 N Neutral

## UC Riverside

Through Games Of Feb. 7, 2019

Average RPI Win:	237	WON-LOST	WINNING	LAST 10	STRENGTH OF	OPP. STRENGTH	TEAM	ADJ.	CONF.	ADJ CONF.
Average RPI Loss:	131	RECORD	PCT. RANK	GAMES	SCHEDULE	OF SCHEDULE	RPI	RPI	RPI	RPI
DIV. I ONLY	11- 11	159	1- 0	175	190	168	168	20	20	
DIV. I NON-CONF.	6- 8	199	1- 0	140	161	165	165	20	20	
TOTALS	RPI 1-25	RPI 26-50	W-L RECORDS	RPI 51-100	RPI 101-150	RPI 150+				
11- 11	0- 2	0- 1	OVERALL	0- 3	0- 1	11- 4				
6- 2	0- 0	0- 0	HOME	0- 1	0- 0	6- 1				
4- 6	0- 0	0- 1	AWAY	0- 2	0- 1	4- 2				
1- 3	0- 2	0- 0	NEUTRAL	0- 0	0- 0	1- 1				
6- 8	0- 2	0- 1	NON-CONFERENCE	0- 2	0- 0	6- 3				
3- 0	0- 0	0- 0	HOME	0- 0	0- 0	3- 0				
2- 5	0- 0	0- 1	AWAY	0- 2	0- 0	2- 2				
1- 3	0- 2	0- 0	NEUTRAL	0- 0	0- 0	1- 1				
5- 3	0- 0	0- 0	CONFERENCE	0- 1	0- 1	5- 1				
3- 2	0- 0	0- 0	HOME	0- 1	0- 0	3- 1				
2- 1	0- 0	0- 0	AWAY	0- 0	0- 1	2- 0				
0- 0	0- 0	0- 0	NEUTRAL	0- 0	0- 0	0- 0				

RPI	S	Opponent	Score	RPI	S	Opponent	Score	RPI	S	Opponent	Score	RPI	S	Opponent	Score	Team's RPI: 168
5	N	Oregon	44 <b>94</b>	39	A	BYU	70 <b>72</b>	54	A	Southern California	55 <b>73</b>	143	A	CSUN	56 <b>69</b>	
21	N	Texas A&M	63 <b>70</b>					83	H	UC Davis	59 <b>67</b>	164	H	New Mexico St.	65 64	
								88	A	Oklahoma St.	51 <b>76</b>	171	H	UC Irvine	88 72	
												189	H	Coastal Caro.	62 43	
												190	N	Milwaukee	54 <b>56</b>	
												199	N	Eastern Wash.	57 45	
												222	A	Hawaii	60 55	
												253	H	Cal St. Fullerton	62 59	
												262	A	Long Beach St.	73 59	
												262	H	Long Beach St.	45 <b>63</b>	
												273	H	Southern Utah	56 50	
												274	A	CSU Bakersfield	79 67	
												275	A	Utah Valley	53 <b>56</b>	
												282	A	California Baptist	57 <b>65</b>	
												298	H	UC Santa Barbara	73 60	
												305	A	Weber St.	71 39	
LAST 12 Division I GAMES:																
273	H	Southern Utah	56 50	171	H	UC Irvine	88 72									
253	H	Cal St. Fullerton	62 59	262	H	Long Beach St.	45 <b>63</b>									
298	H	UC Santa Barbara	73 60	83	H	UC Davis	59 <b>67</b>									
222	A	Hawaii	60 55	274	A	CSU Bakersfield	79 67									
262	A	Long Beach St.	73 59	164	H	New Mexico St.	65 64									
143	A	CSUN	56 <b>69</b>	275	A	Utah Valley	53 <b>56</b>									

Non-Div I Games:

UC Riverside

■ Loss, 
 ■ Non-Conf, 
 ■ S Site, 
 ■ Home 
 ■ A Away 
 N Neutral

Average RPI Win: 261		WON-LOST	WINNING	LAST 10	STRENGTH OF	OPP. STRENGTH	TEAM	ADJ.	CONF.	ADJ CONF.
Average RPI Loss: 169		RECORD	PCT. RANK	GAMES	SCHEDULE	OF SCHEDULE	RPI	RPI	RPI	RPI
DIV. I ONLY		4- 17	318	1- 0	203	240	298	298	20	20
DIV. I NON-CONF.		3- 10	278	1- 0	175	237	279	279	20	20
TOTALS		RPI 1-25	RPI 26-50	W-L RECORDS	RPI 51-100	RPI 101-150	RPI 150+			
4- 17	0- 0		0- 2	OVERALL	0- 3	0- 2	4- 10			
2- 8	0- 0		0- 1	HOME	0- 1	0- 1	2- 5			
1- 9	0- 0		0- 1	AWAY	0- 2	0- 1	1- 5			
1- 0	0- 0		0- 0	NEUTRAL	0- 0	0- 0	1- 0			
3- 10	0- 0		0- 2	NON-CONFERENCE	0- 2	0- 1	3- 5			
1- 5	0- 0		0- 1	HOME	0- 0	0- 1	1- 3			
1- 5	0- 0		0- 1	AWAY	0- 2	0- 0	1- 2			
1- 0	0- 0		0- 0	NEUTRAL	0- 0	0- 0	1- 0			
1- 7	0- 0		0- 0	CONFERENCE	0- 1	0- 1	1- 5			
1- 3	0- 0		0- 0	HOME	0- 1	0- 0	1- 2			
0- 4	0- 0		0- 0	AWAY	0- 0	0- 1	0- 3			
0- 0	0- 0		0- 0	NEUTRAL	0- 0	0- 0	0- 0			

RPI 1-25				RPI 26-50				RPI 51-100				RPI 101+				Team's RPI: 298	
RPI	S	Opponent	Score	RPI	S	Opponent	Score	RPI	S	Opponent	Score	RPI	S	Opponent	Score		
				28	A	California	45 69	54	A	Southern California	39 82	102	H	Loyola Marymount	57 70		
				43	H	Saint Mary's (CA)	55 80	78	A	Pacific	53 69	143	A	CSUN	65 73		
								83	H	UC Davis	44 70	164	H	New Mexico St.	73 81		
												168	A	UC Riverside	60 73		
												171	A	UC Irvine	68 74		
												210	A	UNLV	51 69		
												216	A	San Diego St.	63 58		
												222	H	Hawaii	35 47		
												227	N	Dartmouth	62 56		
												253	H	Cal St. Fullerton	52 59		
												262	H	Long Beach St.	60 54		
												274	H	CSU Bakersfield	48 56		
												275	A	Utah Valley	54 63		
												282	H	California Baptist	64 76		
												323	A	Cal Poly	67 75		
												340	H	Grand Canyon	66 55		
LAST 12 Division I GAMES:																	
				227	N	Dartmouth	62 56	262	H	Long Beach St.	60 54						
				83	H	UC Davis	44 70	323	A	Cal Poly	67 75						
				168	A	UC Riverside	60 73	143	A	CSUN	65 73						
				171	A	UC Irvine	68 74	164	H	New Mexico St.	73 81						
				222	H	Hawaii	35 47	216	A	San Diego St.	63 58						
				253	H	Cal St. Fullerton	52 59	282	H	California Baptist	64 76						

Non-Div I Games:

UC Santa Barbara

Loss, Non-Conf, S Site, H Home A Away N Neutral

UCF				STRENGTH OF SCHEDULE	OPP. STRENGTH OF SCHEDULE	TEAM RPI	ADJ. RPI	CONF. RPI	ADJ CONF. RPI
Average RPI Win:	152	WON-LOST RECORD	WINNING PCT. RANK						
Average RPI Loss:	13		LAST 10 GAMES						
DIV. I ONLY	19- 3	12	1- 0	61	71	14	14	9	9
DIV. I NON-CONF.	11- 2	31	0- 0	49	35	15	15	9	9
<hr/>									
TOTALS	RPI 1-25		RPI 26-50	W-L RECORDS	RPI 51-100	RPI 101-150		RPI 150+	
19- 3	0- 3		1- 0	OVERALL	3- 0	5- 0		10- 0	
9- 0	0- 0		1- 0	HOME	2- 0	3- 0		3- 0	
9- 2	0- 2		0- 0	AWAY	1- 0	2- 0		6- 0	
1- 1	0- 1		0- 0	NEUTRAL	0- 0	0- 0		1- 0	
11- 2	0- 2		1- 0	NON-CONFERENCE	2- 0	2- 0		6- 0	
4- 0	0- 0		1- 0	HOME	1- 0	1- 0		1- 0	
6- 1	0- 1		0- 0	AWAY	1- 0	1- 0		4- 0	
1- 1	0- 1		0- 0	NEUTRAL	0- 0	0- 0		1- 0	
8- 1	0- 1		0- 0	CONFERENCE	1- 0	3- 0		4- 0	
5- 0	0- 0		0- 0	HOME	1- 0	2- 0		2- 0	
3- 1	0- 1		0- 0	AWAY	0- 0	1- 0		2- 0	
0- 0	0- 0		0- 0	NEUTRAL	0- 0	0- 0		0- 0	

RPI 1-25				RPI 26-50				RPI 51-100				RPI 101+			
RPI	S	Opponent	Score	RPI	S	Opponent	Score	RPI	S	Opponent	Score	RPI	S	Opponent	Score
6	A	UConn	57 93	37	H	Villanova	71 56	60	A	Quinnipiac	47 45	111	H	Houston	58 56
9	N	Syracuse	52 57					78	H	Pacific	64 57	130	A	Pittsburgh	61 58
23	A	Central Mich.	68 75					87	H	Cincinnati	56 55	131	H	Chattanooga	75 37
												136	A	South Fla.	62 49
												136	H	South Fla.	66 63
												156	A	Mercer	76 42
												158	H	Tulsa	60 44
												159	A	Delaware	71 60
												160	A	Duquesne	71 63
												207	A	East Carolina	61 58
												209	H	SMU	55 43
												211	A	Stetson	78 55
												223	A	Memphis	68 55
												245	N	Liberty	53 45
												260	H	Richmond	70 48
<hr/>															
LAST 12 Division I GAMES:															
136	H	South Fla.	66 63	87	H	Cincinnati	56 55	136	A	South Fla.	62 49	223	A	Memphis	68 55
111	H	Houston	58 56					60	A	Quinnipiac	47 45	9	N	Syracuse	52 57
6	A	UConn	57 93					245	N	Liberty	53 45				
207	A	East Carolina	61 58												
209	H	SMU	55 43												
158	H	Tulsa	60 44												

Non-Div I Games:

UCF

■ Loss, 
 ■ Non-Conf, 
 S Site, 
 ■ Home 
 ■ Away 
 N Neutral

Average RPI Win:	118	WON-LOST	WINNING	LAST 10	STRENGTH OF	OPP. STRENGTH	TEAM	ADJ.	CONF.	ADJ CONF.
Average RPI Loss:	48	RECORD	PCT. RANK	GAMES	SCHEDULE	OF SCHEDULE	RPI	RPI	RPI	RPI
DIV. I ONLY	13- 9	121	1- 0	16	17	47	47	2	2	
DIV. I NON-CONF.	7- 5	132	0- 0	46	54	93	93	2	2	
TOTALS	RPI 1-25	RPI 26-50	W-L RECORDS	RPI 51-100	RPI 101-150	RPI 150+				
13- 9	1- 2	2- 4	OVERALL	3- 1	5- 2	2- 0				
8- 4	0- 1	1- 2	HOME	1- 1	5- 0	1- 0				
5- 2	1- 1	1- 0	AWAY	2- 0	0- 1	1- 0				
0- 3	0- 0	0- 2	NEUTRAL	0- 0	0- 1	0- 0				
7- 5	0- 0	1- 3	NON-CONFERENCE	1- 0	3- 2	2- 0				
6- 1	0- 0	1- 1	HOME	1- 0	3- 0	1- 0				
1- 1	0- 0	0- 0	AWAY	0- 0	0- 1	1- 0				
0- 3	0- 0	0- 2	NEUTRAL	0- 0	0- 1	0- 0				
6- 4	1- 2	1- 1	CONFERENCE	2- 1	2- 0	0- 0				
2- 3	0- 1	0- 1	HOME	0- 1	2- 0	0- 0				
4- 1	1- 1	1- 0	AWAY	2- 0	0- 0	0- 0				
0- 0	0- 0	0- 0	NEUTRAL	0- 0	0- 0	0- 0				

RPI 1-25				RPI 26-50				Team's RPI: 47	RPI 51-100				RPI 101+			
RPI	S	Opponent	Score	RPI	S	Opponent	Score		RPI	S	Opponent	Score	RPI	S	Opponent	Score
4	A	Stanford	80 86	26	N	Kentucky	74 75		54	A	Southern California	72 65	102	A	Loyola Marymount	63 69
5	H	Oregon	52 72	28	A	California	84 79		54	H	Southern California	67 72	104	H	Seton Hall	78 62
17	A	Arizona St.	61 59	29	N	North Carolina	49 83		65	A	Arizona	98 93	106	H	Georgia	80 69
				33	H	Oregon St.	73 83		88	H	Oklahoma St.	71 59	117	H	Fresno St.	89 80
				34	H	Rice	59 50						126	H	Washington St.	83 56
				41	H	Indiana	65 67						136	N	South Fla.	56 60
LAST 12 Division I GAMES:																
				141	H	Washington	76 60		33	H	Oregon St.	73 83				
				126	H	Washington St.	83 56		4	A	Stanford	80 86				
				65	A	Arizona	98 93		28	A	California	84 79				
				17	A	Arizona St.	61 59		54	A	Southern California	72 65				
				54	H	Southern California	67 72		323	H	Cal Poly	81 35				
				5	H	Oregon	52 72		330	A	UIC	78 47				

Non-Div I Games:

UCLA



Average RPI Win:	116	WON-LOST	WINNING	LAST 10	STRENGTH OF	OPP. STRENGTH	TEAM	ADJ.	CONF.	ADJ CONF.
Average RPI Loss:	3	RECORD	PCT. RANK	GAMES	SCHEDULE	OF SCHEDULE	RPI	RPI	RPI	RPI
DIV. I ONLY	20- 2	8	1- 0	31	6	6	6	9	9	
DIV. I NON-CONF.	11- 2	31	0- 0	31	1	9	9	9	9	
TOTALS	RPI 1-25	RPI 26-50	W-L RECORDS	RPI 51-100	RPI 101-150	RPI 150+				
20- 2	2- 2	3- 0	OVERALL	2- 0	6- 0	7- 0				
8- 0	1- 0	1- 0	HOME	1- 0	3- 0	2- 0				
8- 2	1- 2	1- 0	AWAY	1- 0	2- 0	3- 0				
4- 0	0- 0	1- 0	NEUTRAL	0- 0	1- 0	2- 0				
11- 2	1- 2	3- 0	NON-CONFERENCE	0- 0	3- 0	4- 0				
3- 0	0- 0	1- 0	HOME	0- 0	2- 0	0- 0				
4- 2	1- 2	1- 0	AWAY	0- 0	0- 0	2- 0				
4- 0	0- 0	1- 0	NEUTRAL	0- 0	1- 0	2- 0				
9- 0	1- 0	0- 0	CONFERENCE	2- 0	3- 0	3- 0				
5- 0	1- 0	0- 0	HOME	1- 0	1- 0	2- 0				
4- 0	0- 0	0- 0	AWAY	1- 0	2- 0	1- 0				
0- 0	0- 0	0- 0	NEUTRAL	0- 0	0- 0	0- 0				

RPI	S	Opponent	Score	RPI	S	Opponent	Score	RPI	S	Opponent	Score	RPI	S	Opponent	Score
1	A	Notre Dame	89 71	28	A	California	76 66	87	A	Cincinnati	65 55	101	H	Ohio St.	85 53
2	A	Baylor	57 68	36	H	DePaul	99 63	87	H	Cincinnati	82 38	104	H	Seton Hall	99 61
3	A	Louisville	69 78	42	N	Purdue	86 40					111	A	Houston	81 61
14	H	UCF	93 57									123	N	St. John's (NY)	65 55
												136	H	South Fla.	63 46
												137	A	Tulane	75 33
												153	A	Oklahoma	72 63
												174	N	Vanderbilt	80 42
												178	A	Temple	88 67
												191	A	Saint Louis	98 42
												198	N	Ole Miss	90 50
												207	H	East Carolina	118 55
												209	H	SMU	79 39
LAST 12 Division I GAMES:															
207	H	East Carolina	118 55	137	A	Tulane	75 33								
87	A	Cincinnati	65 55	136	H	South Fla.	63 46								
3	A	Louisville	69 78	87	H	Cincinnati	82 38								
14	H	UCF	93 57	111	A	Houston	81 61								
209	H	SMU	79 39	2	A	Baylor	57 68								
178	A	Temple	88 67	28	A	California	76 66								

Non-Div I Games:

UConn

■ Loss, 
■ Non-Conf, S Site, 
■ Home 
■ Away 
N Neutral

UIC				STRENGTH OF SCHEDULE	OPP. STRENGTH OF SCHEDULE	TEAM RPI	ADJ. RPI	CONF. RPI	ADJ CONF. RPI
Average RPI Win:	314	WON-LOST RECORD	WINNING PCT. RANK						
Average RPI Loss:	171		LAST 10 GAMES						
DIV. I ONLY	3- 19	331	0- 1	257	207	330	330	21	21
DIV. I NON-CONF.	2- 9	297	0- 0	238	210	308	308	17	17
-----									
TOTALS	RPI 1-25	RPI 26-50	W-L RECORDS	RPI 51-100	RPI 101-150	RPI 150+			
3- 19	0- 1	0- 1	OVERALL	0- 5	0- 2	3- 10			
2- 6	0- 0	0- 1	HOME	0- 2	0- 0	2- 3			
1- 11	0- 1	0- 0	AWAY	0- 3	0- 2	1- 5			
0- 2	0- 0	0- 0	NEUTRAL	0- 0	0- 0	0- 2			
2- 9	0- 1	0- 1	NON-CONFERENCE	0- 2	0- 0	2- 5			
1- 3	0- 0	0- 1	HOME	0- 1	0- 0	1- 1			
1- 4	0- 1	0- 0	AWAY	0- 1	0- 0	1- 2			
0- 2	0- 0	0- 0	NEUTRAL	0- 0	0- 0	0- 2			
1- 10	0- 0	0- 0	CONFERENCE	0- 3	0- 2	1- 5			
1- 3	0- 0	0- 0	HOME	0- 1	0- 0	1- 2			
0- 7	0- 0	0- 0	AWAY	0- 2	0- 2	0- 3			
0- 0	0- 0	0- 0	NEUTRAL	0- 0	0- 0	0- 0			

RPI 1-25				RPI 26-50				RPI 51-100				RPI 101+ Team's RPI: 330			
RPI	S	Opponent	Score	RPI	S	Opponent	Score	RPI	S	Opponent	Score	RPI	S	Opponent	Score
8	A	Marquette	32 96	47	H	UCLA	47 78	55	H	Miami (OH)	56 65	125	A	Youngstown St.	29 81
								77	A	Green Bay	32 62	134	A	IUPUI	43 71
								81	A	Wright St.	47 72	172	A	Indiana St.	53 60
								81	H	Wright St.	46 79	183	A	Eastern Mich.	38 52
								82	A	Northwestern	44 87	190	A	Milwaukee	53 72
												232	H	Loyola Chicago	60 75
												277	A	Cleveland St.	53 71
												278	A	Northern Ky.	44 78
												278	H	Northern Ky.	49 67
												294	H	Valparaiso	75 65
												307	N	Jackson St.	57 72
												309	H	Oakland	69 65
												311	N	Fairfield	60 68
												331	H	Detroit Mercy	36 42
												338	A	Evansville	62 54
LAST 12 Division I GAMES:															
278	A	Northern Ky.	44 78	309	H	Oakland	69 65								
81	A	Wright St.	47 72	277	A	Cleveland St.	53 71								
190	A	Milwaukee	53 72	125	A	Youngstown St.	29 81								
77	A	Green Bay	32 62	81	H	Wright St.	46 79								
134	A	IUPUI	43 71	278	H	Northern Ky.	49 67								
331	H	Detroit Mercy	36 42	307	N	Jackson St.	57 72								

Non-Div I Games:

UIC

■ Loss, 
 ■ Non-Conf, 
 S Site, 
 ■ Home 
 ■ Away 
 N Neutral

Average RPI Win:	305	WON-LOST	WINNING	LAST 10	STRENGTH OF	OPP. STRENGTH	TEAM	ADJ.	CONF.	ADJ CONF.
Average RPI Loss:	174	RECORD	PCT. RANK	GAMES	SCHEDULE	OF SCHEDULE	RPI	RPI	RPI	RPI
DIV. I ONLY	5- 14	294	0- 1	285	233	297	297	23	23	
DIV. I NON-CONF.	4- 6	212	0- 0	303	235	276	276	24	24	
TOTALS	RPI 1-25	RPI 26-50	W-L RECORDS	RPI 51-100	RPI 101-150	RPI 150+				
5- 14	0- 1	0- 0	OVERALL	0- 2	0- 3	5- 8				
1- 7	0- 0	0- 0	HOME	0- 0	0- 2	1- 5				
2- 7	0- 1	0- 0	AWAY	0- 2	0- 1	2- 3				
2- 0	0- 0	0- 0	NEUTRAL	0- 0	0- 0	2- 0				
4- 6	0- 1	0- 0	NON-CONFERENCE	0- 1	0- 1	4- 3				
0- 4	0- 0	0- 0	HOME	0- 0	0- 1	0- 3				
2- 2	0- 1	0- 0	AWAY	0- 1	0- 0	2- 0				
2- 0	0- 0	0- 0	NEUTRAL	0- 0	0- 0	2- 0				
1- 8	0- 0	0- 0	CONFERENCE	0- 1	0- 2	1- 5				
1- 3	0- 0	0- 0	HOME	0- 0	0- 1	1- 2				
0- 5	0- 0	0- 0	AWAY	0- 1	0- 1	0- 3				
0- 0	0- 0	0- 0	NEUTRAL	0- 0	0- 0	0- 0				

RPI 1-25				RPI 26-50				RPI 51-100				RPI 101+ Team's RPI: 297			
RPI	S	Opponent	Score	RPI	S	Opponent	Score	RPI	S	Opponent	Score	RPI	S	Opponent	Score
19	A	Maryland	61 92					73	A	Maine	44 84	103	A	Hartford	47 92
								94	A	American	42 64	103	H	Hartford	52 66
												118	H	Towson	62 71
												162	A	Stony Brook	44 57
												179	H	UMES	67 73
												241	A	Albany (NY)	44 64
												246	A	Binghamton	45 67
												248	H	Mt. St. Mary's	52 65
												250	H	Hofstra	42 45
												271	H	Vermont	44 58
												286	N	UTSA	72 58
												296	N	Kennesaw St.	57 53
												303	A	Morgan St.	73 68
												314	A	Coppin St.	57 52
												324	H	UMass Lowell	55 67
												326	H	New Hampshire	64 62
LAST 12 Division I GAMES:															
103	A	Hartford	47 92	324	H	UMass Lowell	55 67								
162	A	Stony Brook	44 57	103	H	Hartford	52 66								
326	H	New Hampshire	64 62	73	A	Maine	44 84								
271	H	Vermont	44 58	179	H	UMES	67 73								
241	A	Albany (NY)	44 64	303	A	Morgan St.	73 68								
246	A	Binghamton	45 67	250	H	Hofstra	42 45								

Non-Div I Games: Notre Dame (MD) 81 43 Eastern 81 42 Gettysburg 65 51

UMBC

Loss, Non-Conf, S Site, H Home A Away N Neutral

UMES				STRENGTH OF SCHEDULE	OPP. STRENGTH OF SCHEDULE	TEAM RPI	ADJ. RPI	CONF. RPI	ADJ CONF. RPI
Average RPI Win:	286	WON-LOST RECORD	WINNING PCT. RANK						
Average RPI Loss:	150		LAST 10 GAMES						
DIV. I ONLY	11- 10	152	1- 0	264	313	179	179	32	32
DIV. I NON-CONF.	2- 9	297	0- 0	210	75	251	251	32	32
<hr/>									
TOTALS	RPI 1-25	RPI 26-50	W-L RECORDS	RPI 51-100	RPI 101-150	RPI 150+			
11- 10	0- 3	0- 0	OVERALL	0- 1	0- 1	11- 5			
4- 2	0- 1	0- 0	HOME	0- 0	0- 0	4- 1			
7- 8	0- 2	0- 0	AWAY	0- 1	0- 1	7- 4			
0- 0	0- 0	0- 0	NEUTRAL	0- 0	0- 0	0- 0			
2- 9	0- 3	0- 0	NON-CONFERENCE	0- 1	0- 1	2- 4			
0- 1	0- 1	0- 0	HOME	0- 0	0- 0	0- 0			
2- 8	0- 2	0- 0	AWAY	0- 1	0- 1	2- 4			
0- 0	0- 0	0- 0	NEUTRAL	0- 0	0- 0	0- 0			
9- 1	0- 0	0- 0	CONFERENCE	0- 0	0- 0	9- 1			
4- 1	0- 0	0- 0	HOME	0- 0	0- 0	4- 1			
5- 0	0- 0	0- 0	AWAY	0- 0	0- 0	5- 0			
0- 0	0- 0	0- 0	NEUTRAL	0- 0	0- 0	0- 0			

RPI 1-25				RPI 26-50				RPI 51-100				RPI 101+ Team's RPI: 179			
RPI	S	Opponent	Score	RPI	S	Opponent	Score	RPI	S	Opponent	Score	RPI	S	Opponent	Score
9	A	Syracuse	51 96					93	A	Georgetown	55 74	109	A	Wake Forest	67 78
22	A	Miami (FL)	53 71									204	A	George Mason	49 70
24	H	Buffalo	63 69									207	A	East Carolina	69 84
												219	A	Howard	80 73
												219	H	Howard	80 72
												230	H	N.C. A&T	49 51
												248	A	Mt. St. Mary's	86 73
												260	A	Richmond	55 57
												264	A	Bethune-Cookman	64 52
												270	A	Norfolk St.	59 43
												291	H	South Carolina St.	63 43
												297	A	UMBC	73 67
												303	A	Morgan St.	73 68
												342	A	Longwood	71 83
												343	H	N.C. Central	59 49
												348	H	Savannah St.	78 46
												349	A	Florida A&M	68 36
<hr/>															
LAST 12 Division I GAMES:															
348	H	Savannah St.	78 46	230	H	N.C. A&T	49 51								
291	H	South Carolina St.	63 43	343	H	N.C. Central	59 49								
219	A	Howard	80 73	219	H	Howard	80 72								
270	A	Norfolk St.	59 43	303	A	Morgan St.	73 68								
264	A	Bethune-Cookman	64 52	297	A	UMBC	73 67								
349	A	Florida A&M	68 36	204	A	George Mason	49 70								

Non-Div I Games: Regent 72 16 Cheyney 88 39

UMES

■ Loss, 
 ■ Non-Conf, 
 ■ S Site, 
 ■ Home 
 ■ A Away 
 N Neutral

Average RPI Win:	281	WON-LOST	WINNING	LAST 10	STRENGTH OF	OPP. STRENGTH	TEAM	ADJ.	CONF.	ADJ CONF.
Average RPI Loss:	159	RECORD	PCT. RANK	GAMES	SCHEDULE	OF SCHEDULE	RPI	RPI	RPI	RPI
DIV. I ONLY	9- 10	184	0- 1	270	303	220	220	30	30	
DIV. I NON-CONF.	4- 7	228	0- 0	155	226	205	205	30	30	
TOTALS	RPI 1-25	RPI 26-50	W-L RECORDS	RPI 51-100	RPI 101-150	RPI 150+				
9- 10	0- 0	0- 1	OVERALL	0- 1	0- 1	9- 7				
3- 5	0- 0	0- 0	HOME	0- 0	0- 0	3- 5				
6- 5	0- 0	0- 1	AWAY	0- 1	0- 1	6- 2				
0- 0	0- 0	0- 0	NEUTRAL	0- 0	0- 0	0- 0				
4- 7	0- 0	0- 1	NON-CONFERENCE	0- 1	0- 1	4- 4				
2- 2	0- 0	0- 0	HOME	0- 0	0- 0	2- 2				
2- 5	0- 0	0- 1	AWAY	0- 1	0- 1	2- 2				
0- 0	0- 0	0- 0	NEUTRAL	0- 0	0- 0	0- 0				
5- 3	0- 0	0- 0	CONFERENCE	0- 0	0- 0	5- 3				
1- 3	0- 0	0- 0	HOME	0- 0	0- 0	1- 3				
4- 0	0- 0	0- 0	AWAY	0- 0	0- 0	4- 0				
0- 0	0- 0	0- 0	NEUTRAL	0- 0	0- 0	0- 0				

RPI 1-25			RPI 26-50			RPI 51-100			RPI 101+ Team's RPI: 220		
RPI	S	Opponent	Score	RPI	S	Opponent	Score	RPI	S	Opponent	Score
				31	A	Missouri	59 66	53	A	Kansas St.	50 61
								110	A	Kansas	55 67
								155	H	Louisiana Tech	80 70
								164	H	New Mexico St.	86 90
								169	A	Denver	75 92
								180	A	Oral Roberts	64 75
								184	H	Illinois St.	55 62
								204	H	George Mason	84 91
								218	H	UTRGV	56 75
								232	A	Loyola Chicago	88 74
								243	H	SIUE	80 75
								274	H	CSU Bakersfield	57 67
								275	A	Utah Valley	68 64
								282	A	California Baptist	78 74
								316	A	North Dakota St.	69 59
								339	A	Seattle U	86 62
								340	H	Grand Canyon	73 45
								347	A	Chicago St.	111 58
LAST 12 Division I GAMES:											
				218	H	UTRGV	56 75	282	A	California Baptist	78 74
				164	H	New Mexico St.	86 90	347	A	Chicago St.	111 58
				339	A	Seattle U	86 62	184	H	Illinois St.	55 62
				275	A	Utah Valley	68 64	155	H	Louisiana Tech	80 70
				340	H	Grand Canyon	73 45	243	H	SIUE	80 75
				274	H	CSU Bakersfield	57 67	232	A	Loyola Chicago	88 74

Non-Div I Games: Peru St. 98 62 Mo.-St. Louis 92 63

UMKC

Loss, Non-Conf, S Site, H Home A Away N Neutral

Average RPI Win:	287	WON-LOST	WINNING	LAST 10	STRENGTH OF	OPP. STRENGTH	TEAM	ADJ.	CONF.	ADJ CONF.
Average RPI Loss:	207	RECORD	PCT. RANK	GAMES	SCHEDULE	OF SCHEDULE	RPI	RPI	RPI	RPI
DIV. I ONLY	5- 17	309	0- 1	308	306	324	324	23	23	
DIV. I NON-CONF.	3- 9	271	0- 0	289	336	307	307	24	24	
TOTALS	RPI 1-25	RPI 26-50	W-L RECORDS	RPI 51-100	RPI 101-150	RPI 150+				
5- 17	0- 0	0- 1	OVERALL	0- 2	0- 2	5- 12				
2- 6	0- 0	0- 0	HOME	0- 1	0- 1	2- 4				
3- 11	0- 0	0- 1	AWAY	0- 1	0- 1	3- 8				
0- 0	0- 0	0- 0	NEUTRAL	0- 0	0- 0	0- 0				
3- 9	0- 0	0- 1	NON-CONFERENCE	0- 1	0- 1	3- 6				
1- 3	0- 0	0- 0	HOME	0- 1	0- 0	1- 2				
2- 6	0- 0	0- 1	AWAY	0- 0	0- 1	2- 4				
0- 0	0- 0	0- 0	NEUTRAL	0- 0	0- 0	0- 0				
2- 8	0- 0	0- 0	CONFERENCE	0- 1	0- 1	2- 6				
1- 3	0- 0	0- 0	HOME	0- 0	0- 1	1- 2				
1- 5	0- 0	0- 0	AWAY	0- 1	0- 0	1- 4				
0- 0	0- 0	0- 0	NEUTRAL	0- 0	0- 0	0- 0				

RPI S	Opponent	Score	RPI S	Opponent	Score	RPI S	Opponent	Score	RPI S	Opponent	Score	Team's RPI: 324
45	A Butler	36 89	73	A Maine	45 79	103	H Hartford	44 66	104	A Seton Hall	57 90	
			100	H Providence	47 71	162	A Stony Brook	56 76	196	A Massachusetts	62 59	
						212	A Holy Cross	54 63	227	A Dartmouth	54 70	
						228	H Colgate	52 61	241	A Albany (NY)	56 63	
						246	H Binghamton	50 70	251	A Cornell	54 63	
						271	A Vermont	42 52	271	H Vermont	54 51	
						297	A UMBC	67 55	302	H Bryant	57 58	
						303	A Morgan St.	49 61	322	H Saint Peter's	59 57	
						326	A New Hampshire	46 54	326	H New Hampshire	53 56	
						351	A LIU Brooklyn	69 64				
LAST 12 Division I GAMES:												
326	A New Hampshire	46 54	297	A UMBC	67 55							
271	A Vermont	42 52	326	H New Hampshire	53 56							
73	A Maine	45 79	162	A Stony Brook	56 76							
246	H Binghamton	50 70	271	H Vermont	54 51							
103	H Hartford	44 66	303	A Morgan St.	49 61							
241	A Albany (NY)	56 63	196	A Massachusetts	62 59							

Non-Div I Games: Fisher 79 45

UMass Lowell

■ Loss, 
 ■ Non-Conf, 
 ■ S Site, 
 ■ H Home 
 ■ A Away 
 N Neutral

## UNC Asheville

Through Games Of Feb. 7, 2019

Average RPI Win:	269	WON-LOST	WINNING	LAST 10	STRENGTH OF	OPP. STRENGTH	TEAM	ADJ.	CONF.	ADJ CONF.
Average RPI Loss:	172	RECORD	PCT. RANK	GAMES	SCHEDULE	OF SCHEDULE	RPI	RPI	RPI	RPI
DIV. I ONLY	10- 10	159	0- 1	222	333	195	195	28	28	
DIV. I NON-CONF.	4- 6	212	0- 0	133	307	204	204	29	29	
TOTALS	RPI 1-25	RPI 26-50	W-L RECORDS	RPI 51-100	RPI 101-150	RPI 150+				
10- 10	0- 0	0- 0	OVERALL	0- 2	2- 2	8- 6				
8- 1	0- 0	0- 0	HOME	0- 0	2- 0	6- 1				
2- 9	0- 0	0- 0	AWAY	0- 2	0- 2	2- 5				
0- 0	0- 0	0- 0	NEUTRAL	0- 0	0- 0	0- 0				
4- 6	0- 0	0- 0	NON-CONFERENCE	0- 2	1- 1	3- 3				
4- 0	0- 0	0- 0	HOME	0- 0	1- 0	3- 0				
0- 6	0- 0	0- 0	AWAY	0- 2	0- 1	0- 3				
0- 0	0- 0	0- 0	NEUTRAL	0- 0	0- 0	0- 0				
6- 4	0- 0	0- 0	CONFERENCE	0- 0	1- 1	5- 3				
4- 1	0- 0	0- 0	HOME	0- 0	1- 0	3- 1				
2- 3	0- 0	0- 0	AWAY	0- 0	0- 1	2- 2				
0- 0	0- 0	0- 0	NEUTRAL	0- 0	0- 0	0- 0				

RPI 1-25				RPI 26-50				RPI 51-100				RPI 101+				Team's RPI: 195	
RPI	S	Opponent	Score	RPI	S	Opponent	Score	RPI	S	Opponent	Score	RPI	S	Opponent	Score		
								56	A	Middle Tenn.	46	67	114	A	Radford	46	60
								64	A	Tennessee	46	73	124	H	High Point	67	56
													146	H	Davidson	69	56
													150	A	Tennessee Tech	53	60
													156	A	Mercer	47	61
													167	A	Charlotte	53	70
													193	H	Hampton	58	61
													237	A	Furman	47	58
													252	H	ETSU	56	55
													254	H	Campbell	60	52
													259	A	Gardner-Webb	59	69
													272	H	Winthrop	70	36
													288	H	Wofford	60	46
													319	A	Charleston So.	59	70
													334	A	Presbyterian	52	43
													336	H	Western Caro.	74	49
													337	A	USC Upstate	93	86
													342	H	Longwood	80	55
LAST 12 Division I GAMES:																	
				319	A	Charleston So.	59	70		254	H	Campbell	60	52			
				272	H	Winthrop	70	36		259	A	Gardner-Webb	59	69			
				334	A	Presbyterian	52	43		193	H	Hampton	58	61			
				342	H	Longwood	80	55		114	A	Radford	46	60			
				124	H	High Point	67	56		156	A	Mercer	47	61			
				337	A	USC Upstate	93	86		56	A	Middle Tenn.	46	67			

Non-Div I Games: Warren Wilson 92 31

UNC Asheville

■ Loss, 
 ■ Non-Conf, 
 ■ S Site, 
 ■ H Home 
 ■ A Away 
 N Neutral

UNC Greensboro

Through Games Of Feb. 7, 2019

Average RPI Win:	263	WON-LOST	WINNING	LAST 10	STRENGTH OF	OPP. STRENGTH	TEAM	ADJ.	CONF.	ADJ CONF.
Average RPI Loss:	190	RECORD	PCT. RANK	GAMES	SCHEDULE	OF SCHEDULE	RPI	RPI	RPI	RPI
DIV. I ONLY	5- 14	294	1- 0	275	259	306	306	27	27	
DIV. I NON-CONF.	2- 9	297	0- 0	199	236	297	297	25	25	
TOTALS	RPI 1-25	RPI 26-50	W-L RECORDS	RPI 51-100	RPI 101-150	RPI 150+				
5- 14	0- 0	0- 1	OVERALL	0- 0	0- 4	5- 9				
4- 2	0- 0	0- 0	HOME	0- 0	0- 0	4- 2				
0- 11	0- 0	0- 1	AWAY	0- 0	0- 3	0- 7				
1- 1	0- 0	0- 0	NEUTRAL	0- 0	0- 1	1- 0				
2- 9	0- 0	0- 1	NON-CONFERENCE	0- 0	0- 3	2- 5				
1- 1	0- 0	0- 0	HOME	0- 0	0- 0	1- 1				
0- 7	0- 0	0- 1	AWAY	0- 0	0- 2	0- 4				
1- 1	0- 0	0- 0	NEUTRAL	0- 0	0- 1	1- 0				
3- 5	0- 0	0- 0	CONFERENCE	0- 0	0- 1	3- 4				
3- 1	0- 0	0- 0	HOME	0- 0	0- 0	3- 1				
0- 4	0- 0	0- 0	AWAY	0- 0	0- 1	0- 3				
0- 0	0- 0	0- 0	NEUTRAL	0- 0	0- 0	0- 0				

RPI 1-25			RPI 26-50			RPI 51-100			RPI 101+			Team's RPI: 306
RPI	S	Opponent	Score	RPI	S	Opponent	Score	RPI	S	Opponent	Score	
				29	A	North Carolina	62 83					
								104	N	Seton Hall	64 71	
								124	A	High Point	75 82	
								131	A	Chattanooga	54 64	
								135	A	Appalachian St.	65 68	
								156	H	Mercer	58 71	
								157	A	Georgia St.	63 70	
								183	N	Eastern Mich.	49 44	
								189	H	Coastal Caro.	71 78	
								237	A	Furman	61 64	
								245	H	Liberty	48 45	
								252	A	ETSU	76 85	
								254	A	Campbell	49 53	
								260	A	Richmond	48 59	
								261	H	Samford	55 54	
								288	A	Wofford	66 93	
								288	H	Wofford	77 61	
								336	H	Western Caro.	71 59	
								343	A	N.C. Central	57 66	
LAST 12 Division I GAMES:												
				288	H	Wofford	77 61					
				131	A	Chattanooga	54 64					
				252	A	ETSU	76 85					
				336	H	Western Caro.	71 59					
				156	H	Mercer	58 71					
				261	H	Samford	55 54					
				288	A	Wofford	66 93					
				237	A	Furman	61 64					
				260	A	Richmond	48 59					
				189	H	Coastal Caro.	71 78					
				104	N	Seton Hall	64 71					
				183	N	Eastern Mich.	49 44					

Non-Div I Games: Pfeiffer 92 23 UNC Pembroke 72 32 Lees-McRae 92 36 Young Harris 62 29  
 UNC Greensboro

Loss, Non-Conf, S Site, H Home A Away N Neutral



Average RPI Win: <b>231</b>	WON-LOST	WINNING	LAST 10	STRENGTH OF	OPP. STRENGTH	TEAM	ADJ.	CONF.	ADJ CONF.
Average RPI Loss: <b>100</b>	RECORD	PCT. RANK	GAMES	SCHEDULE	OF SCHEDULE	RPI	RPI	RPI	RPI
DIV. I ONLY	11- 7	112	1- 0	194	177	119	119	10	10
DIV. I NON-CONF.	5- 4	139	0- 0	285	264	172	172	10	10
<hr/>									
TOTALS	RPI 1-25	RPI 26-50	W-L RECORDS	RPI 51-100	RPI 101-150	RPI 150+			
11- 7	0- 0	1- 2	OVERALL	1- 1	1- 3	8- 1			
8- 0	0- 0	1- 0	HOME	1- 0	1- 0	5- 0			
3- 7	0- 0	0- 2	AWAY	0- 1	0- 3	3- 1			
0- 0	0- 0	0- 0	NEUTRAL	0- 0	0- 0	0- 0			
5- 4	0- 0	0- 2	NON-CONFERENCE	0- 0	0- 2	5- 0			
3- 0	0- 0	0- 0	HOME	0- 0	0- 0	3- 0			
2- 4	0- 0	0- 2	AWAY	0- 0	0- 2	2- 0			
0- 0	0- 0	0- 0	NEUTRAL	0- 0	0- 0	0- 0			
6- 3	0- 0	1- 0	CONFERENCE	1- 1	1- 1	3- 1			
5- 0	0- 0	1- 0	HOME	1- 0	1- 0	2- 0			
1- 3	0- 0	0- 0	AWAY	0- 1	0- 1	1- 1			
0- 0	0- 0	0- 0	NEUTRAL	0- 0	0- 0	0- 0			

RPI 1-25				RPI 26-50				RPI 51-100				RPI 101+				Team's RPI: 119	
RPI	S	Opponent	Score	RPI	S	Opponent	Score	RPI	S	Opponent	Score	RPI	S	Opponent	Score		
				29	A	North Carolina	55 82	79	H	Northeastern	83 70	113	A	VCU	47 58		
				35	A	Ohio	72 95	85	A	Drexel	55 67	118	H	Towson	77 73		
				40	H	James Madison	66 63					130	A	Pittsburgh	56 60		
												149	A	William & Mary	64 70		
												159	A	Delaware	53 65		
												197	A	Elon	75 70		
												207	A	East Carolina	71 68		
												250	H	Hofstra	89 54		
												289	H	Col. of Charleston	71 49		
												334	H	Presbyterian	63 48		
												340	H	Grand Canyon	77 55		
												342	H	Longwood	35 33		
												343	A	N.C. Central	89 82		
LAST 12 Division I GAMES:																	
				79	H	Northeastern	83 70	197	A	Elon	75 70						
				250	H	Hofstra	89 54	149	A	William & Mary	64 70						
				85	A	Drexel	55 67	289	H	Col. of Charleston	71 49						
				159	A	Delaware	53 65	207	A	East Carolina	71 68						
				118	H	Towson	77 73	342	H	Longwood	35 33						
				40	H	James Madison	66 63	130	A	Pittsburgh	56 60						

Non-Div I Games: Fayetteville St. 72 54 Belmont Abbey 74 58

UNCW

Loss, Non-Conf, S Site, H Home A Away N Neutral

UNI				STRENGTH OF SCHEDULE	OPP. STRENGTH OF SCHEDULE	TEAM RPI	ADJ. RPI	CONF. RPI	ADJ CONF. RPI
Average RPI Win:	211	WON-LOST RECORD	WINNING PCT. RANK						
Average RPI Loss:	62		LAST 10 GAMES						
DIV. I ONLY	12- 8	117	0- 1	91	118	92	92	13	13
DIV. I NON-CONF.	6- 5	143	0- 1	83	51	72	72	14	14
-----									
TOTALS	RPI 1-25	RPI 26-50	W-L RECORDS	RPI 51-100	RPI 101-150	RPI 150+			
12- 8	0- 3	0- 0	OVERALL	1- 4	1- 0	10- 1			
7- 2	0- 1	0- 0	HOME	1- 1	0- 0	6- 0			
5- 5	0- 2	0- 0	AWAY	0- 2	1- 0	4- 1			
0- 1	0- 0	0- 0	NEUTRAL	0- 1	0- 0	0- 0			
6- 5	0- 2	0- 0	NON-CONFERENCE	1- 3	1- 0	4- 0			
4- 0	0- 0	0- 0	HOME	1- 0	0- 0	3- 0			
2- 4	0- 2	0- 0	AWAY	0- 2	1- 0	1- 0			
0- 1	0- 0	0- 0	NEUTRAL	0- 1	0- 0	0- 0			
6- 3	0- 1	0- 0	CONFERENCE	0- 1	0- 0	6- 1			
3- 2	0- 1	0- 0	HOME	0- 1	0- 0	3- 0			
3- 1	0- 0	0- 0	AWAY	0- 0	0- 0	3- 1			
0- 0	0- 0	0- 0	NEUTRAL	0- 0	0- 0	0- 0			

RPI 1-25				RPI 26-50				RPI 51-100 Team's RPI: 92				RPI 101+			
RPI	S	Opponent	Score	RPI	S	Opponent	Score	RPI	S	Opponent	Score	RPI	S	Opponent	Score
8	A	Marquette	61 102					53	A	Kansas St.	62 72	134	A	IUPUI	53 40
12	A	Iowa	57 83					57	N	Boise St.	60 61	151	H	Southern Ill.	65 53
20	H	Drake	64 88					68	H	Missouri St.	58 63	152	A	Bradley	81 78
								97	A	Northern Ill.	59 70	159	H	Delaware	79 67
								99	H	Creighton	65 55	172	A	Indiana St.	71 51
												184	A	Illinois St.	64 66
												229	H	North Dakota	64 60
												232	H	Loyola Chicago	64 52
												262	A	Long Beach St.	71 64
												294	H	Valparaiso	71 52
												308	H	Omaha	79 50
												338	A	Evansville	74 46
LAST 12 Division I GAMES:															
97	A	Northern Ill.	59 70	20	H	Drake	64 88								
8	A	Marquette	61 102	232	H	Loyola Chicago	64 52								
68	H	Missouri St.	58 63	294	H	Valparaiso	71 52								
151	H	Southern Ill.	65 53	152	A	Bradley	81 78								
172	A	Indiana St.	71 51	184	A	Illinois St.	64 66								
338	A	Evansville	74 46	53	A	Kansas St.	62 72								

Non-Div I Games: Minnesota St. 73 56

UNI

■ Loss, 
 ■ Non-Conf, S Site, 
 ■ Home 
 ■ Away 
 N Neutral

Average RPI Win: <b>222</b>	WON-LOST	WINNING	LAST 10	STRENGTH OF	OPP. STRENGTH	TEAM	ADJ.	CONF.	ADJ CONF.
Average RPI Loss: <b>125</b>	RECORD	PCT. RANK	GAMES	SCHEDULE	OF SCHEDULE	RPI	RPI	RPI	RPI
DIV. I ONLY	7- 14	256	0- 1	79	167	210	210	15	15
DIV. I NON-CONF.	2- 9	297	0- 1	68	198	267	267	13	13
TOTALS	RPI 1-25	RPI 26-50	W-L RECORDS	RPI 51-100	RPI 101-150	RPI 150+			
7- 14	0- 1	0- 1	OVERALL	1- 6	0- 0	6- 6			
6- 6	0- 1	0- 0	HOME	1- 4	0- 0	5- 1			
1- 8	0- 0	0- 1	AWAY	0- 2	0- 0	1- 5			
0- 0	0- 0	0- 0	NEUTRAL	0- 0	0- 0	0- 0			
2- 9	0- 1	0- 0	NON-CONFERENCE	0- 4	0- 0	2- 4			
2- 5	0- 1	0- 0	HOME	0- 3	0- 0	2- 1			
0- 4	0- 0	0- 0	AWAY	0- 1	0- 0	0- 3			
0- 0	0- 0	0- 0	NEUTRAL	0- 0	0- 0	0- 0			
5- 5	0- 0	0- 1	CONFERENCE	1- 2	0- 0	4- 2			
4- 1	0- 0	0- 0	HOME	1- 1	0- 0	3- 0			
1- 4	0- 0	0- 1	AWAY	0- 1	0- 0	1- 2			
0- 0	0- 0	0- 0	NEUTRAL	0- 0	0- 0	0- 0			

RPI 1-25				RPI 26-50				RPI 51-100				RPI 101+ Team's RPI: 210			
RPI	S	Opponent	Score	RPI	S	Opponent	Score	RPI	S	Opponent	Score	RPI	S	Opponent	Score
13	H	Gonzaga	59 70	50	A	Wyoming	62 90	51	A	New Mexico	77 80	154	A	Portland St.	49 58
								51	H	New Mexico	66 57	171	A	UC Irvine	55 57
								54	H	Southern California	72 86	203	H	Florida	56 53
								56	H	Middle Tenn.	62 66	206	H	Utah St.	77 56
								57	H	Boise St.	57 64	216	H	San Diego St.	71 57
								61	A	Duke	38 66	222	H	Hawaii	61 66
								81	H	Wright St.	52 68	242	A	Nevada	62 70
												247	A	Colorado St.	49 52
												249	H	Air Force	66 56
												291	A	South Carolina St.	49 58
												298	H	UC Santa Barbara	69 51
												328	A	San Jose St.	53 43
LAST 12 Division I GAMES:															
291	A	South Carolina St.	49 58	216	H	San Diego St.	71 57	51	A	New Mexico	77 80				
203	H	Florida	56 53	328	A	San Jose St.	53 43	249	H	Air Force	66 56				
56	H	Middle Tenn.	62 66	51	H	New Mexico	66 57	50	A	Wyoming	62 90				
57	H	Boise St.	57 64												
206	H	Utah St.	77 56												
242	A	Nevada	62 70												

Non-Div I Games:

UNLV

■ Loss, 
■ Non-Conf, 
■ S Site, 
■ H Home 
■ A Away 
N Neutral

Average RPI Win:	319	WON-LOST	WINNING	LAST 10	STRENGTH OF	OPP. STRENGTH	TEAM	ADJ.	CONF.	ADJ CONF.
Average RPI Loss:	223	RECORD	PCT. RANK	GAMES	SCHEDULE	OF SCHEDULE	RPI	RPI	RPI	RPI
DIV. I ONLY	3- 15	327	0- 1	324	341	337	337	28	28	
DIV. I NON-CONF.	1- 7	319	0- 0	329	333	340	340	29	29	
TOTALS	RPI 1-25	RPI 26-50	W-L RECORDS	RPI 51-100	RPI 101-150	RPI 150+				
3- 15	0- 0	0- 0	OVERALL	0- 1	0- 3	3- 11				
1- 4	0- 0	0- 0	HOME	0- 0	0- 2	1- 2				
2- 11	0- 0	0- 0	AWAY	0- 1	0- 1	2- 9				
0- 0	0- 0	0- 0	NEUTRAL	0- 0	0- 0	0- 0				
1- 7	0- 0	0- 0	NON-CONFERENCE	0- 1	0- 1	1- 5				
0- 0	0- 0	0- 0	HOME	0- 0	0- 0	0- 0				
1- 7	0- 0	0- 0	AWAY	0- 1	0- 1	1- 5				
0- 0	0- 0	0- 0	NEUTRAL	0- 0	0- 0	0- 0				
2- 8	0- 0	0- 0	CONFERENCE	0- 0	0- 2	2- 6				
1- 4	0- 0	0- 0	HOME	0- 0	0- 2	1- 2				
1- 4	0- 0	0- 0	AWAY	0- 0	0- 0	1- 4				
0- 0	0- 0	0- 0	NEUTRAL	0- 0	0- 0	0- 0				

RPI 1-25				RPI 26-50				RPI 51-100				RPI 101+				Team's RPI: 337	
RPI	S	Opponent	Score	RPI	S	Opponent	Score	RPI	S	Opponent	Score	RPI	S	Opponent	Score		
								62	A	Virginia Tech	45	96	107	A	Nebraska	64	87
												114	H	Radford	41	82	
												124	H	High Point	61	87	
												193	A	Hampton	43	67	
												195	H	UNC Asheville	86	93	
												207	A	East Carolina	53	63	
												237	A	Furman	67	78	
												254	A	Campbell	41	61	
												259	A	Gardner-Webb	72	92	
												272	A	Winthrop	76	50	
												291	A	South Carolina St.	66	71	
												308	A	Omaha	69	96	
												319	H	Charleston So.	75	78	
												334	A	Presbyterian	54	70	
												336	A	Western Caro.	64	68	
												342	H	Longwood	72	67	
												343	A	N.C. Central	82	63	
LAST 12 Division I GAMES:																	
				254	A	Campbell	41	61				195	H	UNC Asheville	86	93	
				114	H	Radford	41	82				334	A	Presbyterian	54	70	
				193	A	Hampton	43	67				272	A	Winthrop	76	50	
				342	H	Longwood	72	67				124	H	High Point	61	87	
				259	A	Gardner-Webb	72	92				207	A	East Carolina	53	63	
				319	H	Charleston So.	75	78				336	A	Western Caro.	64	68	

Non-Div I Games: Brevard 71 53 Converse 69 51 UNKNOWN 101 53

USC Upstate

Loss, Non-Conf, S Site, H Home A Away N Neutral

Average RPI Win:	216	WON-LOST	WINNING	LAST 10	STRENGTH OF	OPP. STRENGTH	TEAM	ADJ.	CONF.	ADJ CONF.
Average RPI Loss:	95	RECORD	PCT. RANK	GAMES	SCHEDULE	OF SCHEDULE	RPI	RPI	RPI	RPI
DIV. I ONLY	17- 5	38	1- 0	253	130	96	96	12	12	
DIV. I NON-CONF.	8- 3	72	0- 0	292	154	144	144	15	15	
TOTALS	RPI 1-25	RPI 26-50	W-L RECORDS	RPI 51-100	RPI 101-150	RPI 150+				
17- 5	0- 0	0- 0	OVERALL	0- 3	2- 1	15- 1				
8- 2	0- 0	0- 0	HOME	0- 2	1- 0	7- 0				
9- 3	0- 0	0- 0	AWAY	0- 1	1- 1	8- 1				
0- 0	0- 0	0- 0	NEUTRAL	0- 0	0- 0	0- 0				
8- 3	0- 0	0- 0	NON-CONFERENCE	0- 2	1- 1	7- 0				
3- 2	0- 0	0- 0	HOME	0- 2	0- 0	3- 0				
5- 1	0- 0	0- 0	AWAY	0- 0	1- 1	4- 0				
0- 0	0- 0	0- 0	NEUTRAL	0- 0	0- 0	0- 0				
9- 2	0- 0	0- 0	CONFERENCE	0- 1	1- 0	8- 1				
5- 0	0- 0	0- 0	HOME	0- 0	1- 0	4- 0				
4- 2	0- 0	0- 0	AWAY	0- 1	0- 0	4- 1				
0- 0	0- 0	0- 0	NEUTRAL	0- 0	0- 0	0- 0				

RPI 1-25			RPI 26-50			RPI 51-100			Team's RPI: 96	RPI 101+		
RPI	S	Opponent	Score	RPI	S	Opponent	Score	RPI	S	Opponent	Score	
						54	H Southern California	61	73	111	A Houston	65 61
						71	A Little Rock	65	68	117	A Fresno St.	61 70
						75	H Arkansas	65	66	135	H Appalachian St.	99 94
										157	A Georgia St.	48 50
										157	H Georgia St.	69 45
										166	A Arkansas St.	100 73
										175	H Texas St.	68 53
										180	A Oral Roberts	80 62
										189	A Coastal Caro.	67 64
										189	H Coastal Caro.	79 53
										202	H Grambling	78 54
										209	A SMU	66 41
										234	A San Francisco	80 73
										256	A Louisiana	76 61
										279	A Ga. Southern	74 53
										279	H Ga. Southern	81 48
										286	H UTSA	53 48
										307	H Jackson St.	99 63
										320	A Incarnate Word	97 49
LAST 12 Division I GAMES:												
189	A	Coastal Caro.	67 64	166	A	Arkansas St.	100 73					
175	H	Texas St.	68 53	189	H	Coastal Caro.	79 53					
256	A	Louisiana	76 61	135	H	Appalachian St.	99 94					
157	H	Georgia St.	69 45	279	A	Ga. Southern	74 53					
279	H	Ga. Southern	81 48	157	A	Georgia St.	48 50					
71	A	Little Rock	65 68	209	A	SMU	66 41					

Non-Div I Games:

UT Arlington

Average RPI Win:	247	WON-LOST	WINNING	LAST 10	STRENGTH OF	OPP. STRENGTH	TEAM	ADJ.	CONF.	ADJ CONF.
Average RPI Loss:	116	RECORD	PCT. RANK	GAMES	SCHEDULE	OF SCHEDULE	RPI	RPI	RPI	RPI
DIV. I ONLY	14- 6	69	1- 0	298	168	129	129	22	22	
DIV. I NON-CONF.	6- 3	91	0- 0	251	62	96	96	21	21	
TOTALS	RPI 1-25	RPI 26-50	W-L RECORDS	RPI 51-100	RPI 101-150	RPI 150+				
14- 6	0- 1	0- 0	OVERALL	0- 2	1- 2	13- 1				
9- 0	0- 0	0- 0	HOME	0- 0	0- 0	9- 0				
5- 6	0- 1	0- 0	AWAY	0- 2	1- 2	4- 1				
0- 0	0- 0	0- 0	NEUTRAL	0- 0	0- 0	0- 0				
6- 3	0- 1	0- 0	NON-CONFERENCE	0- 1	1- 1	5- 0				
4- 0	0- 0	0- 0	HOME	0- 0	0- 0	4- 0				
2- 3	0- 1	0- 0	AWAY	0- 1	1- 1	1- 0				
0- 0	0- 0	0- 0	NEUTRAL	0- 0	0- 0	0- 0				
8- 3	0- 0	0- 0	CONFERENCE	0- 1	0- 1	8- 1				
5- 0	0- 0	0- 0	HOME	0- 0	0- 0	5- 0				
3- 3	0- 0	0- 0	AWAY	0- 1	0- 1	3- 1				
0- 0	0- 0	0- 0	NEUTRAL	0- 0	0- 0	0- 0				

RPI 1-25				RPI 26-50				RPI 51-100				RPI 101+ Team's RPI: 129			
RPI	S	Opponent	Score	RPI	S	Opponent	Score	RPI	S	Opponent	Score	RPI	S	Opponent	Score
3	A	Louisville	62 102					72	A	Belmont	86 100	122	A	Morehead St.	75 85
								82	A	Northwestern	64 90	131	A	Chattanooga	81 79
												134	A	IUPUI	72 73
												151	H	Southern Ill.	95 94
												166	H	Arkansas St.	97 91
												200	A	Southeast Mo. St.	80 73
												226	H	Jacksonville St.	77 72
												243	H	SIUE	68 55
												261	H	Samford	89 68
												276	H	Austin Peay	74 65
												285	A	Eastern Ill.	71 77
												285	H	Eastern Ill.	90 66
												287	H	Murray St.	75 67
												290	A	Tennessee St.	73 61
												301	H	Mississippi Val.	110 51
												318	A	Eastern Ky.	87 61
												329	A	Lipscomb	62 53
LAST 12 Division I GAMES:															
226	H	Jacksonville St.	77 72	318	A	Eastern Ky.	87 61								
72	A	Belmont	86 100	276	H	Austin Peay	74 65								
290	A	Tennessee St.	73 61	287	H	Murray St.	75 67								
243	H	SIUE	68 55	200	A	Southeast Mo. St.	80 73								
285	H	Eastern Ill.	90 66	285	A	Eastern Ill.	71 77								
122	A	Morehead St.	75 85	301	H	Mississippi Val.	110 51								

Non-Div I Games: Ala.-Huntsville 100 69 Christian Bros. 108 82

UT Martin

Loss, Non-Conf, S Site, H Home A Away N Neutral

U  
T  
E  
PU  
T  
E  
P

UTEP

Page 319

Average RPI Win:	286	WON-LOST	WINNING	LAST 10	STRENGTH OF	OPP. STRENGTH	TEAM	ADJ.	CONF.	ADJ CONF.
Average RPI Loss:	175	RECORD	PCT. RANK	GAMES	SCHEDULE	OF SCHEDULE	RPI	RPI	RPI	RPI
DIV. I ONLY	10- 10	159	1- 0	283	294	218	218	30	30	
DIV. I NON-CONF.	4- 7	228	0- 0	153	178	210	210	30	30	
TOTALS	RPI 1-25	RPI 26-50	W-L RECORDS	RPI 51-100	RPI 101-150	RPI 150+				
10- 10	0- 2	0- 1	OVERALL	0- 0	0- 0	10- 7				
5- 4	0- 0	0- 1	HOME	0- 0	0- 0	5- 3				
5- 6	0- 2	0- 0	AWAY	0- 0	0- 0	5- 4				
0- 0	0- 0	0- 0	NEUTRAL	0- 0	0- 0	0- 0				
4- 7	0- 2	0- 1	NON-CONFERENCE	0- 0	0- 0	4- 4				
2- 3	0- 0	0- 1	HOME	0- 0	0- 0	2- 2				
2- 4	0- 2	0- 0	AWAY	0- 0	0- 0	2- 2				
0- 0	0- 0	0- 0	NEUTRAL	0- 0	0- 0	0- 0				
6- 3	0- 0	0- 0	CONFERENCE	0- 0	0- 0	6- 3				
3- 1	0- 0	0- 0	HOME	0- 0	0- 0	3- 1				
3- 2	0- 0	0- 0	AWAY	0- 0	0- 0	3- 2				
0- 0	0- 0	0- 0	NEUTRAL	0- 0	0- 0	0- 0				

RPI 1-25				RPI 26-50				RPI 51-100				RPI 101+ Team's RPI: 218			
RPI	S	Opponent	Score	RPI	S	Opponent	Score	RPI	S	Opponent	Score	RPI	S	Opponent	Score
2	A	Baylor	37 98	32	H	Texas	66 81					164	A	New Mexico St.	63 71
21	A	Texas A&M	61 84									192	H	Prairie View	57 50
												196	A	Massachusetts	70 74
												220	A	UMKC	75 56
												240	H	Texas Southern	55 69
												256	H	Louisiana	75 60
												263	A	A&M-Corpus Christi	70 57
												263	H	A&M-Corpus Christi	49 59
												274	A	CSU Bakersfield	63 68
												275	H	Utah Valley	55 57
												282	H	California Baptist	60 56
												284	A	Canisius	57 53
												286	A	UTSA	58 61
												339	H	Seattle U	69 56
												340	A	Grand Canyon	66 50
												340	H	Grand Canyon	49 42
												347	A	Chicago St.	71 55
LAST 12 Division I GAMES:															
340	H	Grand Canyon	49 42	340	A	Grand Canyon	66 50								
220	A	UMKC	75 56	274	A	CSU Bakersfield	63 68								
347	A	Chicago St.	71 55	282	H	California Baptist	60 56								
164	A	New Mexico St.	63 71	2	A	Baylor	37 98								
339	H	Seattle U	69 56	21	A	Texas A&M	61 84								
275	H	Utah Valley	55 57	32	H	Texas	66 81								

Non-Div I Games: Texas Lutheran 82 38 UNKNOWN 74 43

UTRGV

Loss, Non-Conf, S Site, H Home A Away N Neutral



Average RPI Win:	241	WON-LOST	WINNING	LAST 10	STRENGTH OF	OPP. STRENGTH	TEAM	ADJ.	CONF.	ADJ CONF.
Average RPI Loss:	152	RECORD	PCT. RANK	GAMES	SCHEDULE	OF SCHEDULE	RPI	RPI	RPI	RPI
DIV. I ONLY	4- 16	315	0- 1	142	197	286	286	14	14	
DIV. I NON-CONF.	3- 7	256	0- 0	220	241	301	301	19	19	
TOTALS	RPI 1-25	RPI 26-50	W-L RECORDS	RPI 51-100	RPI 101-150	RPI 150+				
4- 16	0- 0	0- 2	OVERALL	0- 3	0- 4	4- 7				
3- 8	0- 0	0- 0	HOME	0- 1	0- 3	3- 4				
1- 7	0- 0	0- 2	AWAY	0- 2	0- 1	1- 2				
0- 1	0- 0	0- 0	NEUTRAL	0- 0	0- 0	0- 1				
3- 7	0- 0	0- 1	NON-CONFERENCE	0- 1	0- 2	3- 3				
3- 3	0- 0	0- 0	HOME	0- 0	0- 1	3- 2				
0- 3	0- 0	0- 1	AWAY	0- 1	0- 1	0- 0				
0- 1	0- 0	0- 0	NEUTRAL	0- 0	0- 0	0- 1				
1- 9	0- 0	0- 1	CONFERENCE	0- 2	0- 2	1- 4				
0- 5	0- 0	0- 0	HOME	0- 1	0- 2	0- 2				
1- 4	0- 0	0- 1	AWAY	0- 1	0- 0	1- 2				
0- 0	0- 0	0- 0	NEUTRAL	0- 0	0- 0	0- 0				

RPI S	Opponent	Score	RPI S	Opponent	Score	RPI S	Opponent	Score	RPI S	Opponent	Score	Team's RPI: 286
32	A Texas	54 98	34	A Rice	54 85	56	H Middle Tenn.	52 72	104	A Seton Hall	53 84	
						76	A Old Dominion	47 72	120	H Western Ky.	62 81	
						96	A UT Arlington	48 53	127	H UAB	42 59	
									134	H IUPUI	50 58	
									167	A Charlotte	54 66	
									175	H Texas St.	60 68	
									182	A North Texas	57 54	
									206	H Utah St.	56 62	
									217	H Marshall	72 79	
									218	H UTRGV	61 58	
									257	H San Diego	87 77	
									268	H UTEP	60 73	
									297	N UMBC	58 72	
									305	H Weber St.	66 59	
									315	A FIU	40 51	
LAST 12 Division I GAMES:												
315	A FIU	40 51	56	H Middle Tenn.	52 72	182	A North Texas	57 54				
217	H Marshall	72 79	34	A Rice	54 85	268	H UTEP	60 73				
120	H Western Ky.	62 81	96	A UT Arlington	48 53	257	H San Diego	87 77				
76	A Old Dominion	47 72										
167	A Charlotte	54 66										
127	H UAB	42 59										

Non-Div I Games: Concordia (TX) 78 51 Tex. A&M-Kingsville 86 55

UTSA

Loss, Non-Conf, S Site, H Home A Away N Neutral

Average RPI Win:	163	WON-LOST	WINNING	LAST 10	STRENGTH OF	OPP. STRENGTH	TEAM	ADJ.	CONF.	ADJ CONF.
Average RPI Loss:	18	RECORD	PCT. RANK	GAMES	SCHEDULE	OF SCHEDULE	RPI	RPI	RPI	RPI
DIV. I ONLY	18- 3	17	1- 0	131	32	30	30	2	2	
DIV. I NON-CONF.	11- 0	1	1- 0	317	124	65	65	2	2	
TOTALS	RPI 1-25	RPI 26-50	W-L RECORDS	RPI 51-100	RPI 101-150	RPI 150+				
18- 3	1- 2	2- 1	OVERALL	2- 0	5- 0	8- 0				
11- 1	1- 1	2- 0	HOME	2- 0	2- 0	4- 0				
5- 2	0- 1	0- 1	AWAY	0- 0	3- 0	2- 0				
2- 0	0- 0	0- 0	NEUTRAL	0- 0	0- 0	2- 0				
11- 0	0- 0	1- 0	NON-CONFERENCE	1- 0	1- 0	8- 0				
7- 0	0- 0	1- 0	HOME	1- 0	1- 0	4- 0				
2- 0	0- 0	0- 0	AWAY	0- 0	0- 0	2- 0				
2- 0	0- 0	0- 0	NEUTRAL	0- 0	0- 0	2- 0				
7- 3	1- 2	1- 1	CONFERENCE	1- 0	4- 0	0- 0				
4- 1	1- 1	1- 0	HOME	1- 0	1- 0	0- 0				
3- 2	0- 1	0- 1	AWAY	0- 0	3- 0	0- 0				
0- 0	0- 0	0- 0	NEUTRAL	0- 0	0- 0	0- 0				

RPI 1-25				RPI 26-50				Team's RPI: 30	RPI 51-100				RPI 101+			
RPI	S	Opponent	Score	RPI	S	Opponent	Score		RPI	S	Opponent	Score	RPI	S	Opponent	Score
4	H	Stanford	75 68	28	H	California	87 74		65	H	Arizona	80 64	126	A	Washington St.	72 68
5	A	Oregon	65 87	33	A	Oregon St.	63 71		98	H	Idaho St.	74 60	128	H	Alabama	72 62
17	H	Arizona St.	63 65	39	H	BYU	78 67						132	A	Colorado	76 61
													132	H	Colorado	78 59
													141	A	Washington	58 43
													199	A	Eastern Wash.	95 51
													203	N	Florida	74 58
													222	N	Hawaii	73 48
													242	A	Nevada	74 52
													262	H	Long Beach St.	82 59
													275	H	Utah Valley	85 47
													305	H	Weber St.	77 56
													339	H	Seattle U	89 62
LAST 12 Division I GAMES:																
222	N	Hawaii	73 48	141	A	Washington	58 43									
33	A	Oregon St.	63 71	126	A	Washington St.	72 68									
5	A	Oregon	65 87	65	H	Arizona	80 64									
4	H	Stanford	75 68	17	H	Arizona St.	63 65									
28	H	California	87 74	132	A	Colorado	76 61									
132	H	Colorado	78 59	203	N	Florida	74 58									

Non-Div I Games:

Utah

Average RPI Win:	221	WON-LOST	WINNING	LAST 10	STRENGTH OF	OPP. STRENGTH	TEAM	ADJ.	CONF.	ADJ CONF.
Average RPI Loss:	134	RECORD	PCT. RANK	GAMES	SCHEDULE	OF SCHEDULE	RPI	RPI	RPI	RPI
DIV. I ONLY	9- 11	202	0- 1	251	85	206	206	15	15	
DIV. I NON-CONF.	4- 6	212	0- 0	204	21	201	201	13	13	
TOTALS	RPI 1-25	RPI 26-50	W-L RECORDS	RPI 51-100	RPI 101-150	RPI 150+				
9- 11	0- 1	1- 1	OVERALL	0- 2	1- 3	7- 4				
4- 5	0- 1	1- 1	HOME	0- 1	0- 1	3- 1				
5- 4	0- 0	0- 0	AWAY	0- 0	1- 1	4- 3				
0- 2	0- 0	0- 0	NEUTRAL	0- 1	0- 1	0- 0				
4- 6	0- 1	0- 1	NON-CONFERENCE	0- 1	1- 1	3- 2				
1- 3	0- 1	0- 1	HOME	0- 0	0- 0	1- 1				
3- 1	0- 0	0- 0	AWAY	0- 0	1- 0	2- 1				
0- 2	0- 0	0- 0	NEUTRAL	0- 1	0- 1	0- 0				
5- 5	0- 0	1- 0	CONFERENCE	0- 1	0- 2	4- 2				
3- 2	0- 0	1- 0	HOME	0- 1	0- 1	2- 0				
2- 3	0- 0	0- 0	AWAY	0- 0	0- 1	2- 2				
0- 0	0- 0	0- 0	NEUTRAL	0- 0	0- 0	0- 0				

RPI 1-25				RPI 26-50				RPI 51-100				RPI 101+ Team's RPI: 206			
RPI	S	Opponent	Score	RPI	S	Opponent	Score	RPI	S	Opponent	Score	RPI	S	Opponent	Score
5	H	Oregon	58 88	39	H	BYU	57 62	51	H	New Mexico	64 68	117	A	Fresno St.	59 70
				50	H	Wyoming	50 42	54	N	Southern California	46 55	117	H	Fresno St.	53 64
												126	A	Washington St.	72 61
												132	N	Colorado	68 78
												163	A	Portland	54 61
												182	A	North Texas	57 41
												210	A	UNLV	56 77
												242	H	Nevada	79 76
												247	A	Colorado St.	72 53
												249	A	Air Force	48 44
												262	H	Long Beach St.	48 50
												275	H	Utah Valley	67 62
												286	A	UTSA	62 56
												328	A	San Jose St.	59 68
												328	H	San Jose St.	82 49
LAST 12 Division I GAMES:															
117	H	Fresno St.	53 64	50	H	Wyoming	50 42	117	A	Fresno St.	59 70				
210	A	UNLV	56 77					249	A	Air Force	48 44				
328	A	San Jose St.	59 68					242	H	Nevada	79 76				
51	H	New Mexico	64 68					262	H	Long Beach St.	48 50				
247	A	Colorado St.	72 53					275	H	Utah Valley	67 62				
328	H	San Jose St.	82 49												

Non-Div I Games: Northern N.M. 106 35

Utah St.

■ Loss, 
■ Non-Conf, S Site, 
■ Home 
■ Away 
N Neutral

## Utah Valley

Through Games Of Feb. 7, 2019

Average RPI Win:	286	WON-LOST	WINNING	LAST 10	STRENGTH OF	OPP. STRENGTH	TEAM	ADJ.	CONF.	ADJ CONF.
Average RPI Loss:	173	RECORD	PCT. RANK	GAMES	SCHEDULE	OF SCHEDULE	RPI	RPI	RPI	RPI
DIV. I ONLY	8- 10	210	0- 1	309	296	275	275	30	30	
DIV. I NON-CONF.	3- 7	256	0- 0	233	212	292	292	30	30	
TOTALS	RPI 1-25	RPI 26-50	W-L RECORDS	RPI 51-100	RPI 101-150	RPI 150+				
8- 10	0- 0	0- 2	OVERALL	0- 1	0- 0	8- 7				
6- 3	0- 0	0- 1	HOME	0- 0	0- 0	6- 2				
2- 7	0- 0	0- 1	AWAY	0- 1	0- 0	2- 5				
0- 0	0- 0	0- 0	NEUTRAL	0- 0	0- 0	0- 0				
3- 7	0- 0	0- 2	NON-CONFERENCE	0- 1	0- 0	3- 4				
3- 2	0- 0	0- 1	HOME	0- 0	0- 0	3- 1				
0- 5	0- 0	0- 1	AWAY	0- 1	0- 0	0- 3				
0- 0	0- 0	0- 0	NEUTRAL	0- 0	0- 0	0- 0				
5- 3	0- 0	0- 0	CONFERENCE	0- 0	0- 0	5- 3				
3- 1	0- 0	0- 0	HOME	0- 0	0- 0	3- 1				
2- 2	0- 0	0- 0	AWAY	0- 0	0- 0	2- 2				
0- 0	0- 0	0- 0	NEUTRAL	0- 0	0- 0	0- 0				

RPI S	Opponent	Score	RPI S	Opponent	Score	RPI S	Opponent	Score	RPI S	Opponent	Score	Team's RPI: 275
30	A Utah	47 85	39	H BYU	51 77	98	A Idaho St.	68 80	163	H Portland	60 65	
									164	A New Mexico St.	52 58	
									168	H UC Riverside	56 53	
									206	A Utah St.	62 67	
									218	A UTRGV	57 55	
									220	H UMKC	64 68	
									253	A Cal St. Fullerton	55 56	
									273	A Southern Utah	59 60	
									274	H CSU Bakersfield	78 70	
									282	A California Baptist	54 83	
									298	H UC Santa Barbara	63 54	
									305	H Weber St.	65 59	
									339	A Seattle U	58 55	
									340	H Grand Canyon	57 46	
									347	H Chicago St.	76 61	
LAST 12 Division I GAMES:												
282	A California Baptist	54 83	274	H CSU Bakersfield	78 70							
347	H Chicago St.	76 61	340	H Grand Canyon	57 46							
220	H UMKC	64 68	253	A Cal St. Fullerton	55 56							
164	A New Mexico St.	52 58	168	H UC Riverside	56 53							
218	A UTRGV	57 55	305	H Weber St.	65 59							
339	A Seattle U	58 55	206	A Utah St.	62 67							

Non-Div I Games: Ottawa (AZ) 90 61 La Verne 86 79 Arizona Christian 76 68

Utah Valley

Loss, Non-Conf, S Site, H Home A Away N Neutral

Average RPI Win:	218	WON-LOST	WINNING	LAST 10	STRENGTH OF	OPP. STRENGTH	TEAM	ADJ.	CONF.	ADJ CONF.
Average RPI Loss:	106	RECORD	PCT. RANK	GAMES	SCHEDULE	OF SCHEDULE	RPI	RPI	RPI	RPI
DIV. I ONLY	17- 6	54	1- 0	272	124	113	113	17	17	
DIV. I NON-CONF.	8- 5	120	0- 0	196	119	119	119	16	16	
TOTALS	RPI 1-25	RPI 26-50	W-L RECORDS	RPI 51-100	RPI 101-150	RPI 150+				
17- 6	0- 0	0- 1	OVERALL	1- 2	4- 2	12- 1				
9- 1	0- 0	0- 0	HOME	0- 0	2- 1	7- 0				
7- 4	0- 0	0- 1	AWAY	1- 2	2- 0	4- 1				
1- 1	0- 0	0- 0	NEUTRAL	0- 0	0- 1	1- 0				
8- 5	0- 0	0- 1	NON-CONFERENCE	1- 2	3- 2	4- 0				
4- 1	0- 0	0- 0	HOME	0- 0	2- 1	2- 0				
3- 3	0- 0	0- 1	AWAY	1- 2	1- 0	1- 0				
1- 1	0- 0	0- 0	NEUTRAL	0- 0	0- 1	1- 0				
9- 1	0- 0	0- 0	CONFERENCE	0- 0	1- 0	8- 1				
5- 0	0- 0	0- 0	HOME	0- 0	0- 0	5- 0				
4- 1	0- 0	0- 0	AWAY	0- 0	1- 0	3- 1				
0- 0	0- 0	0- 0	NEUTRAL	0- 0	0- 0	0- 0				

RPI S	Opponent	Score	RPI S	Opponent	Score	RPI S	Opponent	Score	RPI S	Opponent	Score	Team's RPI: 113
29	A North Carolina	47 59	76	A Old Dominion	57 60	109	H Wake Forest	53 40				
			87	A Cincinnati	54 66	114	H Radford	49 54				
			93	A Georgetown	47 45	119	H UNCW	58 47				
						134	N IUPUI	61 63				
						139	A Fordham	47 44				
						149	A William & Mary	72 55				
						191	H Saint Louis	57 47				
						194	A George Washington	48 57				
						196	H Massachusetts	52 48				
						205	A St. Bonaventure	59 50				
						215	H Rhode Island	74 39				
						230	A N.C. A&T	54 48				
						260	A Richmond	68 43				
						267	A Saint Joseph's	65 47				
						267	H Saint Joseph's	59 40				
						280	H La Salle	68 38				
						305	N Weber St.	64 36				
						342	H Longwood	84 55				
						346	H Delaware St.	97 55				
LAST 12 Division I GAMES:												
205	A St. Bonaventure	59 50	139	A Fordham	47 44							
267	A Saint Joseph's	65 47	260	A Richmond	68 43							
196	H Massachusetts	52 48	280	H La Salle	68 38							
191	H Saint Louis	57 47	267	H Saint Joseph's	59 40							
194	A George Washington	48 57	346	H Delaware St.	97 55							
215	H Rhode Island	74 39	230	A N.C. A&T	54 48							

Non-Div I Games:

VCU

■ Loss, 
 ■ Non-Conf, 
 ■ S Site, 
 ■ H Home 
 ■ A Away 
 N Neutral

Average RPI Win:	286	WON-LOST	WINNING	LAST 10	STRENGTH OF	OPP. STRENGTH	TEAM	ADJ.	CONF.	ADJ CONF.
Average RPI Loss:	165	RECORD	PCT. RANK	GAMES	SCHEDULE	OF SCHEDULE	RPI	RPI	RPI	RPI
DIV. I ONLY	6- 15	282	0- 1	268	239	294	294	13	13	
DIV. I NON-CONF.	4- 8	241	0- 0	327	314	321	321	14	14	
TOTALS	RPI 1-25	RPI 26-50	W-L RECORDS	RPI 51-100	RPI 101-150	RPI 150+				
6- 15	0- 1	0- 0	OVERALL	0- 4	0- 1	6- 9				
3- 7	0- 0	0- 0	HOME	0- 2	0- 0	3- 5				
2- 8	0- 1	0- 0	AWAY	0- 2	0- 1	2- 4				
1- 0	0- 0	0- 0	NEUTRAL	0- 0	0- 0	1- 0				
4- 8	0- 0	0- 0	NON-CONFERENCE	0- 2	0- 1	4- 5				
1- 5	0- 0	0- 0	HOME	0- 2	0- 0	1- 3				
2- 3	0- 0	0- 0	AWAY	0- 0	0- 1	2- 2				
1- 0	0- 0	0- 0	NEUTRAL	0- 0	0- 0	1- 0				
2- 7	0- 1	0- 0	CONFERENCE	0- 2	0- 0	2- 4				
2- 2	0- 0	0- 0	HOME	0- 0	0- 0	2- 2				
0- 5	0- 1	0- 0	AWAY	0- 2	0- 0	0- 2				
0- 0	0- 0	0- 0	NEUTRAL	0- 0	0- 0	0- 0				

RPI 1-25				RPI 26-50				RPI 51-100				RPI 101+ Team's RPI: 294			
RPI	S	Opponent	Score	RPI	S	Opponent	Score	RPI	S	Opponent	Score	RPI	S	Opponent	Score
20	A	Drake	53 84					55	H	Miami (OH)	47 68	122	A	Morehead St.	62 68
								68	A	Missouri St.	63 108	151	A	Southern Ill.	65 87
								86	H	Toledo	59 65	152	H	Bradley	76 73
								92	A	UNI	52 71	172	H	Indiana St.	82 86
												184	H	Illinois St.	67 70
												188	A	Illinois	54 73
												229	H	North Dakota	56 62
												232	A	Loyola Chicago	54 80
												235	H	Bowling Green	72 79
												258	N	St. Francis Brooklyn	78 76
												285	H	Eastern Ill.	62 60
												316	H	North Dakota St.	48 51
												330	A	UIC	65 75
												333	A	Purdue Fort Wayne	68 64
												338	H	Evansville	93 49
												347	A	Chicago St.	76 70
LAST 12 Division I GAMES:															
184	H	Illinois St.	67 70	20	A	Drake	53 84	55	H	Miami (OH)	47 68	122	A	Morehead St.	62 68
152	H	Bradley	76 73	92	A	UNI	52 71	68	A	Missouri St.	63 108	151	A	Southern Ill.	65 87
68	A	Missouri St.	63 108	232	A	Loyola Chicago	54 80	86	H	Toledo	59 65	152	H	Bradley	76 73
151	A	Southern Ill.	65 87	235	H	Bowling Green	72 79	92	A	UNI	52 71	172	H	Indiana St.	82 86
338	H	Evansville	93 49	333	A	Purdue Fort Wayne	68 64					184	H	Illinois St.	67 70
172	H	Indiana St.	82 86	316	H	North Dakota St.	48 51					188	A	Illinois	54 73

Non-Div I Games:

Valparaiso

■ Loss, 
 ■ Non-Conf, 
 ■ S Site, 
 ■ H Home 
 ■ A Away 
 N Neutral

Vanderbilt

Through Games Of Feb. 7, 2019

Average RPI Win:	256	WON-LOST	WINNING	LAST 10	STRENGTH OF	OPP. STRENGTH	TEAM	ADJ.	CONF.	ADJ CONF.
Average RPI Loss:	50	RECORD	PCT. RANK	GAMES	SCHEDULE	OF SCHEDULE	RPI	RPI	RPI	RPI
DIV. I ONLY	6- 16	290	0- 1	24	53	174	174	5	5	
DIV. I NON-CONF.	5- 8	224	0- 0	82	64	179	179	5	5	
TOTALS	RPI 1-25	RPI 26-50	W-L RECORDS	RPI 51-100	RPI 101-150	RPI 150+				
6- 16	0- 7	0- 1	OVERALL	0- 6	0- 2	6- 0				
5- 6	0- 2	0- 0	HOME	0- 2	0- 2	5- 0				
1- 7	0- 3	0- 1	AWAY	0- 3	0- 0	1- 0				
0- 3	0- 2	0- 0	NEUTRAL	0- 1	0- 0	0- 0				
5- 8	0- 4	0- 0	NON-CONFERENCE	0- 3	0- 1	5- 0				
4- 2	0- 1	0- 0	HOME	0- 0	0- 1	4- 0				
1- 3	0- 1	0- 0	AWAY	0- 2	0- 0	1- 0				
0- 3	0- 2	0- 0	NEUTRAL	0- 1	0- 0	0- 0				
1- 8	0- 3	0- 1	CONFERENCE	0- 3	0- 1	1- 0				
1- 4	0- 1	0- 0	HOME	0- 2	0- 1	1- 0				
0- 4	0- 2	0- 1	AWAY	0- 1	0- 0	0- 0				
0- 0	0- 0	0- 0	NEUTRAL	0- 0	0- 0	0- 0				

RPI S	Opponent	Score	RPI S	Opponent	Score	RPI S	Opponent	Score	RPI S	Opponent	Score	Team's RPI: 174
6 N	UConn	42 80	26 A	Kentucky	55 77	53 A	Kansas St.	61 72	106 H	Georgia	64 71	
10 A	NC State	54 74				56 A	Middle Tenn.	58 65	144 H	North Ala.	71 74	
16 A	South Carolina	69 80				63 H	Auburn	70 72	177 A	Ball St.	60 43	
21 A	Texas A&M	53 69				64 H	Tennessee	65 82	198 H	Ole Miss	80 68	
21 H	Texas A&M	43 50				75 A	Arkansas	62 83	261 H	Samford	77 52	
22 N	Miami (FL)	65 90				99 N	Creighton	55 75	276 H	Austin Peay	99 70	
23 H	Central Mich.	57 66							290 H	Tennessee St.	89 63	
									334 H	Presbyterian	78 43	
LAST 12 Division I GAMES:												
64 H	Tennessee	65 82	21 H	Texas A&M	43 50							
21 A	Texas A&M	53 69	106 H	Georgia	64 71							
16 A	South Carolina	69 80	26 A	Kentucky	55 77							
198 H	Ole Miss	80 68	261 H	Samford	77 52							
63 H	Auburn	70 72	99 N	Creighton	55 75							
75 A	Arkansas	62 83	22 N	Miami (FL)	65 90							

Non-Div I Games:

Vanderbilt

Loss, Non-Conf, S Site, H Home A Away N Neutral

Average RPI Win: <b>282</b>	WON-LOST	WINNING	LAST 10	STRENGTH OF	OPP. STRENGTH	TEAM	ADJ.	CONF.	ADJ CONF.
Average RPI Loss: <b>161</b>	RECORD	PCT. RANK	GAMES	SCHEDULE	OF SCHEDULE	RPI	RPI	RPI	RPI
DIV. I ONLY	8- 13	243	0- 1	242	286	271	271	23	23
DIV. I NON-CONF.	3- 8	267	0- 1	214	302	296	296	24	24
TOTALS	RPI 1-25	RPI 26-50	W-L RECORDS	RPI 51-100	RPI 101-150	RPI 150+			
8- 13	0- 0	0- 0	OVERALL	0- 4	0- 3	8- 6			
5- 7	0- 0	0- 0	HOME	0- 3	0- 0	5- 4			
3- 6	0- 0	0- 0	AWAY	0- 1	0- 3	3- 2			
0- 0	0- 0	0- 0	NEUTRAL	0- 0	0- 0	0- 0			
3- 8	0- 0	0- 0	NON-CONFERENCE	0- 2	0- 2	3- 4			
2- 5	0- 0	0- 0	HOME	0- 2	0- 0	2- 3			
1- 3	0- 0	0- 0	AWAY	0- 0	0- 2	1- 1			
0- 0	0- 0	0- 0	NEUTRAL	0- 0	0- 0	0- 0			
5- 5	0- 0	0- 0	CONFERENCE	0- 2	0- 1	5- 2			
3- 2	0- 0	0- 0	HOME	0- 1	0- 0	3- 1			
2- 3	0- 0	0- 0	AWAY	0- 1	0- 1	2- 1			
0- 0	0- 0	0- 0	NEUTRAL	0- 0	0- 0	0- 0			

RPI S	Opponent	Score	RPI S	Opponent	Score	RPI S	Opponent	Score	RPI S	Opponent	Score	Team's RPI: 271
						73	A Maine	45 <b>66</b>	103	A Hartford	32 <b>61</b>	
						73	H Maine	51 <b>63</b>	110	A Kansas	36 <b>77</b>	
						85	H Drexel	44 <b>60</b>	136	A South Fla.	55 <b>102</b>	
						89	H Yale	55 <b>58</b>	162	H Stony Brook	61 <b>67</b>	
									186	H Rider	54 49	
									212	H Holy Cross	40 <b>65</b>	
									215	H Rhode Island	58 <b>61</b>	
									227	H Dartmouth	42 <b>66</b>	
									241	H Albany (NY)	52 39	
									246	A Binghamton	58 57	
									284	A Canisius	46 <b>67</b>	
									297	A UMBC	58 44	
									310	A NJIT	71 63	
									324	A UMass Lowell	51 <b>54</b>	
									324	H UMass Lowell	52 42	
									326	H New Hampshire	69 60	
									327	H Wagner	56 54	
LAST 12 Division I GAMES:												
			85	H Drexel	44 <b>60</b>		326	H New Hampshire	69 60			
			73	A Maine	45 <b>66</b>		103	A Hartford	32 <b>61</b>			
			324	H UMass Lowell	52 42		73	H Maine	51 <b>63</b>			
			162	H Stony Brook	61 <b>67</b>		241	H Albany (NY)	52 39			
			297	A UMBC	58 44		324	A UMass Lowell	51 <b>54</b>			
			246	A Binghamton	58 57		110	A Kansas	36 <b>77</b>			

Non-Div I Games: Norwich 78 28

Vermont

  Loss, 
  Non-Conf, 
  S Site, 
  H Home 
  A Away 
N Neutral



Average RPI Win:	141	WON-LOST	WINNING	LAST 10	STRENGTH OF	OPP. STRENGTH	TEAM	ADJ.	CONF.	ADJ CONF.
Average RPI Loss:	51	RECORD	PCT. RANK	GAMES	SCHEDULE	OF SCHEDULE	RPI	RPI	RPI	RPI
DIV. I ONLY	15- 7	82	1- 0	46	51	37	37	6	6	
DIV. I NON-CONF.	9- 2	43	0- 0	69	69	20	20	4	4	
TOTALS	RPI 1-25	RPI 26-50	W-L RECORDS	RPI 51-100	RPI 101-150	RPI 150+				
15- 7	0- 2	0- 2	OVERALL	5- 3	5- 0	5- 0				
8- 3	0- 1	0- 2	HOME	3- 0	2- 0	3- 0				
7- 3	0- 1	0- 0	AWAY	2- 2	3- 0	2- 0				
0- 1	0- 0	0- 0	NEUTRAL	0- 1	0- 0	0- 0				
9- 2	0- 1	0- 0	NON-CONFERENCE	2- 1	3- 0	4- 0				
5- 0	0- 0	0- 0	HOME	1- 0	2- 0	2- 0				
4- 1	0- 1	0- 0	AWAY	1- 0	1- 0	2- 0				
0- 1	0- 0	0- 0	NEUTRAL	0- 1	0- 0	0- 0				
6- 5	0- 1	0- 2	CONFERENCE	3- 2	2- 0	1- 0				
3- 3	0- 1	0- 2	HOME	2- 0	0- 0	1- 0				
3- 2	0- 0	0- 0	AWAY	1- 2	2- 0	0- 0				
0- 0	0- 0	0- 0	NEUTRAL	0- 0	0- 0	0- 0				

RPI 1-25				RPI 26-50				Team's RPI: 37	RPI 51-100				RPI 101+			
RPI	S	Opponent	Score	RPI	S	Opponent	Score		RPI	S	Opponent	Score	RPI	S	Opponent	Score
8	H	Marquette	55 91	36	H	DePaul	59 66		62	N	Virginia Tech	59 61	103	H	Hartford	59 41
14	A	UCF	56 71	45	H	Butler	55 63		74	A	Penn	58 50	104	A	Seton Hall	70 66
									80	H	Princeton	67 46	106	H	Georgia	62 56
									93	A	Georgetown	63 68	123	A	St. John's (NY)	73 57
									99	A	Creighton	54 52	138	A	Lehigh	70 48
									99	H	Creighton	67 62	170	H	Xavier	75 71
									100	A	Providence	61 67	178	H	Temple	76 68
									100	H	Providence	53 33	194	A	George Washington	60 45
													267	A	Saint Joseph's	47 35
													280	H	La Salle	81 68
LAST 12 Division I GAMES:																
99	H	Creighton	67 62	36	H	DePaul	59 66		8	H	Marquette	55 91				
100	H	Providence	53 33						100	A	Providence	61 67				
123	A	St. John's (NY)	73 57						99	A	Creighton	54 52				
104	A	Seton Hall	70 66						170	H	Xavier	75 71				
93	A	Georgetown	63 68						45	H	Butler	55 63				
74	A	Penn	58 50													

Non-Div I Games:

Villanova

■ Loss, 
■ Non-Conf, S Site, 
■ Home 
■ Away 
N Neutral

Average RPI Win:	147	WON-LOST	WINNING	LAST 10	STRENGTH OF	OPP. STRENGTH	TEAM	ADJ.	CONF.	ADJ CONF.
Average RPI Loss:	52	RECORD	PCT. RANK	GAMES	SCHEDULE	OF SCHEDULE	RPI	RPI	RPI	RPI
DIV. I ONLY	9- 14	235	1- 0	7	23	95	95	1	1	
DIV. I NON-CONF.	6- 7	172	0- 0	33	63	123	123	1	1	
TOTALS	RPI 1-25	RPI 26-50	W-L RECORDS	RPI 51-100	RPI 101-150	RPI 150+				
9- 14	0- 8	0- 2	OVERALL	3- 0	3- 3	3- 1				
6- 7	0- 4	0- 0	HOME	2- 0	1- 2	3- 1				
2- 6	0- 4	0- 2	AWAY	1- 0	1- 0	0- 0				
1- 1	0- 0	0- 0	NEUTRAL	0- 0	1- 1	0- 0				
6- 7	0- 3	0- 1	NON-CONFERENCE	2- 0	1- 2	3- 1				
4- 4	0- 2	0- 0	HOME	1- 0	0- 1	3- 1				
1- 2	0- 1	0- 1	AWAY	1- 0	0- 0	0- 0				
1- 1	0- 0	0- 0	NEUTRAL	0- 0	1- 1	0- 0				
3- 7	0- 5	0- 1	CONFERENCE	1- 0	2- 1	0- 0				
2- 3	0- 2	0- 0	HOME	1- 0	1- 1	0- 0				
1- 4	0- 3	0- 1	AWAY	0- 0	1- 0	0- 0				
0- 0	0- 0	0- 0	NEUTRAL	0- 0	0- 0	0- 0				

RPI 1-25				RPI 26-50				RPI 51-100				RPI 101+			
RPI	S	Opponent	Score	RPI	S	Opponent	Score	RPI	S	Opponent	Score	RPI	S	Opponent	Score
3	A	Louisville	43 91	26	A	Kentucky	51 63	62	H	Virginia Tech	62 58	109	H	Wake Forest	42 52
7	H	Mississippi St.	44 72	44	A	Clemson	65 71	76	A	Old Dominion	73 67	112	H	Boston College	79 77
9	A	Syracuse	68 72					94	H	American	57 54	114	H	Radford	44 57
10	H	NC State	38 66									128	N	Alabama	52 64
18	H	Florida St.	61 63									130	A	Pittsburgh	74 57
22	A	Miami (FL)	59 72									136	N	South Fla.	74 67
23	H	Central Mich.	61 74									167	H	Charlotte	65 61
25	A	Michigan St.	66 91									191	H	Saint Louis	65 67
												230	H	N.C. A&T	67 57
												314	H	Coppin St.	55 41
LAST 12 Division I GAMES:															
112	H	Boston College	79 77	10	H	NC State	38 66								
22	A	Miami (FL)	59 72	62	H	Virginia Tech	62 58								
9	A	Syracuse	68 72	44	A	Clemson	65 71								
109	H	Wake Forest	42 52	18	H	Florida St.	61 63								
130	A	Pittsburgh	74 57	167	H	Charlotte	65 61								
3	A	Louisville	43 91	136	N	South Fla.	74 67								

Non-Div I Games:

Virginia

■ Loss, 
■ Non-Conf, S Site, 
■ Home 
■ Away 
N Neutral

Average RPI Win:	179	WON-LOST	WINNING	LAST 10	STRENGTH OF	OPP. STRENGTH	TEAM	ADJ.	CONF.	ADJ CONF.
Average RPI Loss:	26	RECORD	PCT. RANK	GAMES	SCHEDULE	OF SCHEDULE	RPI	RPI	RPI	RPI
DIV. I ONLY	15- 7	82	1- 0	72	28	62	62	1	1	
DIV. I NON-CONF.	13- 0	1	0- 0	227	141	28	28	1	1	
TOTALS	RPI 1-25	RPI 26-50	W-L RECORDS	RPI 51-100	RPI 101-150	RPI 150+				
15- 7	1- 5	1- 1	OVERALL	0- 1	6- 0	7- 0				
8- 4	1- 3	0- 1	HOME	0- 0	2- 0	5- 0				
3- 3	0- 2	0- 0	AWAY	0- 1	2- 0	1- 0				
4- 0	0- 0	1- 0	NEUTRAL	0- 0	2- 0	1- 0				
13- 0	1- 0	1- 0	NON-CONFERENCE	0- 0	4- 0	7- 0				
8- 0	1- 0	0- 0	HOME	0- 0	2- 0	5- 0				
1- 0	0- 0	0- 0	AWAY	0- 0	0- 0	1- 0				
4- 0	0- 0	1- 0	NEUTRAL	0- 0	2- 0	1- 0				
2- 7	0- 5	0- 1	CONFERENCE	0- 1	2- 0	0- 0				
0- 4	0- 3	0- 1	HOME	0- 0	0- 0	0- 0				
2- 3	0- 2	0- 0	AWAY	0- 1	2- 0	0- 0				
0- 0	0- 0	0- 0	NEUTRAL	0- 0	0- 0	0- 0				

RPI 1-25				RPI 26-50				RPI 51-100				RPI 101+			
RPI	S	Opponent	Score	RPI	S	Opponent	Score	RPI	S	Opponent	Score	RPI	S	Opponent	Score
1	H	Notre Dame	51 80	29	H	North Carolina	69 81	95	A	Virginia	58 62	101	N	Ohio St.	81 73
9	H	Syracuse	73 75	37	N	Villanova	61 59					105	N	Dayton	69 57
10	A	NC State	61 70									112	A	Boston College	95 86
15	H	Rutgers	67 51									114	H	Radford	55 44
18	H	Florida St.	54 56									130	A	Pittsburgh	74 58
22	A	Miami (FL)	61 68									131	H	Chattanooga	74 59
												233	H	Monmouth	82 49
												245	A	Liberty	72 61
												248	H	Mt. St. Mary's	83 51
												260	N	Richmond	85 57
												279	H	Ga. Southern	78 49
												337	H	USC Upstate	96 45
												342	H	Longwood	93 39
LAST 12 Division I GAMES:															
112	A	Boston College	95 86	95	A	Virginia	58 62								
130	A	Pittsburgh	74 58	9	H	Syracuse	73 75								
18	H	Florida St.	54 56	22	A	Miami (FL)	61 68								
29	H	North Carolina	69 81	342	H	Longwood	93 39								
10	A	NC State	61 70	101	N	Ohio St.	81 73								
1	H	Notre Dame	51 80	105	N	Dayton	69 57								

Non-Div I Games:

Virginia Tech

■ Loss, 
■ Non-Conf, 
■ S Site, 
■ H Home 
■ A Away 
N Neutral

Average RPI Win:	316	WON-LOST	WINNING	LAST 10	STRENGTH OF	OPP. STRENGTH	TEAM	ADJ.	CONF.	ADJ CONF.
Average RPI Loss:	224	RECORD	PCT. RANK	GAMES	SCHEDULE	OF SCHEDULE	RPI	RPI	RPI	RPI
DIV. I ONLY	5- 14	294	0- 1	311	349	327	327	31	31	
DIV. I NON-CONF.	1- 9	326	0- 1	273	342	339	339	31	31	
TOTALS	RPI 1-25	RPI 26-50	W-L RECORDS	RPI 51-100	RPI 101-150	RPI 150+				
5- 14	0- 0	0- 0	OVERALL	0- 1	0- 2	5- 11				
3- 4	0- 0	0- 0	HOME	0- 1	0- 0	3- 3				
2- 9	0- 0	0- 0	AWAY	0- 0	0- 2	2- 7				
0- 1	0- 0	0- 0	NEUTRAL	0- 0	0- 0	0- 1				
1- 9	0- 0	0- 0	NON-CONFERENCE	0- 1	0- 2	1- 6				
0- 3	0- 0	0- 0	HOME	0- 1	0- 0	0- 2				
1- 5	0- 0	0- 0	AWAY	0- 0	0- 2	1- 3				
0- 1	0- 0	0- 0	NEUTRAL	0- 0	0- 0	0- 1				
4- 5	0- 0	0- 0	CONFERENCE	0- 0	0- 0	4- 5				
3- 1	0- 0	0- 0	HOME	0- 0	0- 0	3- 1				
1- 4	0- 0	0- 0	AWAY	0- 0	0- 0	1- 4				
0- 0	0- 0	0- 0	NEUTRAL	0- 0	0- 0	0- 0				

RPI S	Opponent	Score	RPI S	Opponent	Score	RPI S	Opponent	Score	RPI S	Opponent	Score	Team's RPI: 327
						89	H Yale	41 74	104	A Seton Hall	40 95	
									139	A Fordham	59 80	
									162	A Stony Brook	45 70	
									208	A Saint Francis (PA)	70 107	
									214	A Robert Morris	46 69	
									239	A Sacred Heart	64 72	
									239	H Sacred Heart	68 80	
									248	H Mt. St. Mary's	92 76	
									258	A St. Francis Brooklyn	61 76	
									269	N Siena	71 74	
									271	A Vermont	54 56	
									295	A Central Conn. St.	75 63	
									300	H Army West Point	46 61	
									322	A Saint Peter's	57 69	
									325	H Lafayette	43 66	
									342	A Longwood	86 60	
									344	H Fairleigh Dickinson	71 59	
									351	H LIU Brooklyn	72 62	
LAST 12 Division I GAMES:												
			269	N Siena	71 74		344	H Fairleigh Dickinson	71 59			
			351	H LIU Brooklyn	72 62		239	H Sacred Heart	68 80			
			208	A Saint Francis (PA)	70 107		295	A Central Conn. St.	75 63			
			214	A Robert Morris	46 69		258	A St. Francis Brooklyn	61 76			
			239	A Sacred Heart	64 72		162	A Stony Brook	45 70			
			248	H Mt. St. Mary's	92 76		300	H Army West Point	46 61			

Non-Div I Games: Staten Island 86 59

Wagner

Loss, Non-Conf, S Site, H Home A Away N Neutral

## Wake Forest

Through Games Of Feb. 7, 2019

Average RPI Win:	170	WON-LOST	WINNING	LAST 10	STRENGTH OF	OPP. STRENGTH	TEAM	ADJ.	CONF.	ADJ CONF.
Average RPI Loss:	64	RECORD	PCT. RANK	GAMES	SCHEDULE	OF SCHEDULE	RPI	RPI	RPI	RPI
DIV. I ONLY	10- 13	214	0- 1	14	68	109	109	1	1	
DIV. I NON-CONF.	9- 4	85	0- 0	70	277	82	82	1	1	
TOTALS	RPI 1-25	RPI 26-50	W-L RECORDS	RPI 51-100	RPI 101-150	RPI 150+				
10- 13	0- 5	1- 3	OVERALL	1- 1	2- 2	6- 2				
7- 7	0- 3	1- 2	HOME	0- 0	2- 1	4- 1				
2- 6	0- 2	0- 1	AWAY	1- 1	0- 1	1- 1				
1- 0	0- 0	0- 0	NEUTRAL	0- 0	0- 0	1- 0				
9- 4	0- 0	1- 1	NON-CONFERENCE	0- 0	2- 1	6- 2				
7- 2	0- 0	1- 1	HOME	0- 0	2- 0	4- 1				
1- 2	0- 0	0- 0	AWAY	0- 0	0- 1	1- 1				
1- 0	0- 0	0- 0	NEUTRAL	0- 0	0- 0	1- 0				
1- 9	0- 5	0- 2	CONFERENCE	1- 1	0- 1	0- 0				
0- 5	0- 3	0- 1	HOME	0- 0	0- 1	0- 0				
1- 4	0- 2	0- 1	AWAY	1- 1	0- 0	0- 0				
0- 0	0- 0	0- 0	NEUTRAL	0- 0	0- 0	0- 0				

RPI S Opponent	Score	RPI S Opponent	Score	RPI S Opponent	Score	RPI S Opponent	Score	Team's RPI: 109
1 A Notre Dame	48 78	29 A North Carolina	61 84	61 A Duke	52 66	112 H Boston College	64 65	
3 H Louisville	49 73	40 H James Madison	50 49	95 A Virginia	52 42	113 A VCU	40 53	
10 H NC State	50 59	41 H Indiana	73 87			118 H Towson	60 53	
18 A Florida St.	61 85	44 H Clemson	53 69			123 H St. John's (NY)	64 59	
22 H Miami (FL)	57 72					156 H Mercer	69 54	
						167 A Charlotte	69 43	
						170 H Xavier	50 62	
						179 H UMES	78 67	
						207 A East Carolina	61 70	
						260 H Richmond	62 48	
						270 H Norfolk St.	63 61	
						291 N South Carolina St.	58 44	
LAST 12 Division I GAMES:								
44 H Clemson	53 69	29 A North Carolina	61 84					
18 A Florida St.	61 85	1 A Notre Dame	48 78					
10 H NC State	50 59	112 H Boston College	64 65					
95 A Virginia	52 42	22 H Miami (FL)	57 72					
61 A Duke	52 66	270 H Norfolk St.	63 61					
3 H Louisville	49 73	291 N South Carolina St.	58 44					

Non-Div I Games:

Wake Forest

■ Loss, 
 ■ Non-Conf, 
 ■ S Site, 
 ■ H Home 
 ■ A Away 
 N Neutral

Average RPI Win:	185	WON-LOST	WINNING	LAST 10	STRENGTH OF	OPP. STRENGTH	TEAM	ADJ.	CONF.	ADJ CONF.
Average RPI Loss:	52	RECORD	PCT. RANK	GAMES	SCHEDULE	OF SCHEDULE	RPI	RPI	RPI	RPI
DIV. I ONLY	8- 16	256	0- 1	13	60	141	141	2	2	
DIV. I NON-CONF.	7- 5	132	0- 1	91	166	125	125	2	2	
TOTALS	RPI 1-25	RPI 26-50	W-L RECORDS	RPI 51-100	RPI 101-150	RPI 150+				
8- 16	0- 4	0- 5	OVERALL	1- 4	3- 3	4- 0				
6- 7	0- 2	0- 2	HOME	0- 2	3- 1	3- 0				
1- 7	0- 2	0- 3	AWAY	0- 1	0- 1	1- 0				
1- 2	0- 0	0- 0	NEUTRAL	1- 1	0- 1	0- 0				
7- 5	0- 1	0- 0	NON-CONFERENCE	1- 2	2- 2	4- 0				
5- 2	0- 1	0- 0	HOME	0- 1	2- 0	3- 0				
1- 1	0- 0	0- 0	AWAY	0- 0	0- 1	1- 0				
1- 2	0- 0	0- 0	NEUTRAL	1- 1	0- 1	0- 0				
1- 11	0- 3	0- 5	CONFERENCE	0- 2	1- 1	0- 0				
1- 5	0- 1	0- 2	HOME	0- 1	1- 1	0- 0				
0- 6	0- 2	0- 3	AWAY	0- 1	0- 0	0- 0				
0- 0	0- 0	0- 0	NEUTRAL	0- 0	0- 0	0- 0				

RPI	S	Opponent	Score	RPI	S	Opponent	Score	RPI	S	Opponent	Score	RPI	S	Opponent	Score	Team's RPI: 141
4	A	Stanford	54 91	28	A	California	70 79	54	A	Southern California	57 82	101	H	Ohio St.	69 59	
5	A	Oregon	71 84	30	H	Utah	43 58	57	H	Boise St.	69 73	126	H	Washington St.	76 79	
5	H	Oregon	57 76	33	A	Oregon St.	67 78	59	N	Michigan	73 80	132	H	Colorado	68 58	
7	H	Mississippi St.	56 103	33	H	Oregon St.	39 86	61	N	Duke	71 64	137	A	Tulane	51 63	
				47	A	UCLA	60 76	65	H	Arizona	59 69	139	N	Fordham	57 65	
												147	H	Montana	69 54	
												204	H	George Mason	81 52	
												244	H	Northern Ariz.	81 59	
												253	H	Cal St. Fullerton	83 74	
												339	A	Seattle U	69 58	
LAST 12 Division I GAMES:																
57	H	Boise St.	69 73	5	H	Oregon	57 76									
59	N	Michigan	73 80	33	H	Oregon St.	39 86									
139	N	Fordham	57 65	28	A	California	70 79									
65	H	Arizona	59 69	4	A	Stanford	54 91									
47	A	UCLA	60 76	30	H	Utah	43 58									
54	A	Southern California	57 82	132	H	Colorado	68 58									

Non-Div I Games:

Washington

■ Loss, 
■ Non-Conf, 
■ S Site, 
■ H Home 
■ A Away 
N Neutral

Average RPI Win:	165	WON-LOST	WINNING	LAST 10	STRENGTH OF	OPP. STRENGTH	TEAM	ADJ.	CONF.	ADJ CONF.
Average RPI Loss:	53	RECORD	PCT. RANK	GAMES	SCHEDULE	OF SCHEDULE	RPI	RPI	RPI	RPI
DIV. I ONLY	7- 16	274	1- 0	8	35	126	126	2	2	
DIV. I NON-CONF.	5- 6	177	1- 0	72	112	162	162	2	2	
TOTALS	RPI 1-25	RPI 26-50	W-L RECORDS	RPI 51-100	RPI 101-150	RPI 150+				
7- 16	0- 5	0- 6	OVERALL	1- 2	3- 2	3- 1				
4- 7	0- 2	0- 3	HOME	1- 1	2- 0	1- 1				
1- 8	0- 3	0- 3	AWAY	0- 1	1- 1	0- 0				
2- 1	0- 0	0- 0	NEUTRAL	0- 0	0- 1	2- 0				
5- 6	0- 1	0- 1	NON-CONFERENCE	1- 1	1- 2	3- 1				
3- 3	0- 0	0- 1	HOME	1- 1	1- 0	1- 1				
0- 2	0- 1	0- 0	AWAY	0- 0	0- 1	0- 0				
2- 1	0- 0	0- 0	NEUTRAL	0- 0	0- 1	2- 0				
2- 10	0- 4	0- 5	CONFERENCE	0- 1	2- 0	0- 0				
1- 4	0- 2	0- 2	HOME	0- 0	1- 0	0- 0				
1- 6	0- 2	0- 3	AWAY	0- 1	1- 0	0- 0				
0- 0	0- 0	0- 0	NEUTRAL	0- 0	0- 0	0- 0				

RPI 1-25				RPI 26-50				RPI 51-100				RPI 101+ Team's RPI: 126			
RPI	S	Opponent	Score	RPI	S	Opponent	Score	RPI	S	Opponent	Score	RPI	S	Opponent	Score
4	A	Stanford	64 85	28	A	California	63 77	54	A	Southern California	73 81	107	H	Nebraska	87 84
5	A	Oregon	58 98	30	H	Utah	68 72	57	H	Boise St.	95 71	110	N	Kansas	63 71
5	H	Oregon	64 79	33	A	Oregon St.	69 76	83	H	UC Davis	62 75	132	H	Colorado	74 48
13	A	Gonzaga	53 76	33	H	Oregon St.	35 52					141	A	Washington	79 76
17	H	Arizona St.	46 61	43	H	Saint Mary's (CA)	64 70					143	A	CSUN	52 65
				47	A	UCLA	56 83					206	H	Utah St.	61 72
LAST 12 Division I GAMES:															
255	N	Wichita St.	85 59	5	H	Oregon	64 79					226	N	Jacksonville St.	64 51
226	N	Jacksonville St.	64 51	4	A	Stanford	64 85					234	H	San Francisco	91 61
17	H	Arizona St.	46 61	28	A	California	63 77					255	N	Wichita St.	85 59
54	A	Southern California	73 81	132	H	Colorado	74 48								
47	A	UCLA	56 83	30	H	Utah	68 72								
33	H	Oregon St.	35 52	5	A	Oregon	58 98								

Non-Div I Games:

Washington St.

■ Loss, 
■ Non-Conf, 
■ S Site, 
■ H Home 
■ A Away 
N Neutral

Average RPI Win:	<b>242</b>	WON-LOST	WINNING	LAST 10	STRENGTH OF	OPP. STRENGTH	TEAM	ADJ.	CONF.	ADJ CONF.
Average RPI Loss:	<b>171</b>	RECORD	PCT. RANK	GAMES	SCHEDULE	OF SCHEDULE	RPI	RPI	RPI	RPI
DIV. I ONLY	<b>4- 17</b>	<b>318</b>	<b>0- 0</b>	<b>224</b>	<b>202</b>	<b>305</b>	<b>305</b>	<b>16</b>	<b>16</b>	
DIV. I NON-CONF.	<b>2- 7</b>	<b>288</b>	<b>0- 0</b>	<b>274</b>	<b>231</b>	<b>309</b>	<b>309</b>	<b>12</b>	<b>12</b>	
TOTALS	RPI 1-25	RPI 26-50	W-L RECORDS	RPI 51-100	RPI 101-150	RPI 150+				
4- 17	0- 0	0- 1	OVERALL	0- 2	1- 4	3- 10				
2- 8	0- 0	0- 0	HOME	0- 2	0- 2	2- 4				
2- 8	0- 0	0- 1	AWAY	0- 0	1- 1	1- 6				
0- 1	0- 0	0- 0	NEUTRAL	0- 0	0- 1	0- 0				
2- 7	0- 0	0- 1	NON-CONFERENCE	0- 0	0- 2	2- 4				
1- 2	0- 0	0- 0	HOME	0- 0	0- 0	1- 2				
1- 4	0- 0	0- 1	AWAY	0- 0	0- 1	1- 2				
0- 1	0- 0	0- 0	NEUTRAL	0- 0	0- 1	0- 0				
2- 10	0- 0	0- 0	CONFERENCE	0- 2	1- 2	1- 6				
1- 6	0- 0	0- 0	HOME	0- 2	0- 2	1- 2				
1- 4	0- 0	0- 0	AWAY	0- 0	1- 0	0- 4				
0- 0	0- 0	0- 0	NEUTRAL	0- 0	0- 0	0- 0				

RPI 1-25	RPI 26-50	RPI 51-100	RPI 101+	Team's RPI: 305
RPI S Opponent Score	RPI S Opponent Score	RPI S Opponent Score	RPI S Opponent Score	
	30 <b>A</b> <b>Utah</b> 56 <b>77</b>	91 <b>H</b> Idaho 74 <b>79</b>	108 <b>A</b> Northern Colo. 55 54	
		98 <b>H</b> Idaho St. 57 <b>70</b>	113 <b>N</b> VCU 36 <b>64</b>	
			133 <b>A</b> Pepperdine 47 <b>68</b>	
			140 <b>H</b> Montana St. 59 <b>66</b>	
			147 <b>H</b> Montana 60 <b>72</b>	
			154 <b>A</b> Portland St. 38 <b>65</b>	
			154 <b>H</b> Portland St. 59 <b>77</b>	
			163 <b>H</b> Portland 73 <b>89</b>	
			168 <b>H</b> UC Riverside 39 <b>71</b>	
			199 <b>H</b> Eastern Wash. 58 <b>64</b>	
			231 <b>A</b> Sacramento St. 62 <b>77</b>	
			244 <b>A</b> Northern Ariz. 64 <b>74</b>	
			268 <b>H</b> UTEP 68 63	
			273 <b>A</b> Southern Utah 79 <b>84</b>	
			273 <b>H</b> Southern Utah 67 66	
			275 <b>A</b> Utah Valley 59 <b>65</b>	
			286 <b>A</b> UTSA 59 <b>66</b>	
			320 <b>A</b> Incarnate Word 72 64	
LAST 12 Division I GAMES:				
	273 <b>H</b> Southern Utah 67 66	154 <b>H</b> Portland St. 59 <b>77</b>		
	231 <b>A</b> Sacramento St. 62 <b>77</b>	98 <b>H</b> Idaho St. 57 <b>70</b>		
	154 <b>A</b> Portland St. 38 <b>65</b>	273 <b>A</b> Southern Utah 79 <b>84</b>		
	147 <b>H</b> Montana 60 <b>72</b>	244 <b>A</b> Northern Ariz. 64 <b>74</b>		
	140 <b>H</b> Montana St. 59 <b>66</b>	91 <b>H</b> Idaho 74 <b>79</b>		
	108 <b>A</b> Northern Colo. 55 54	199 <b>H</b> Eastern Wash. 58 <b>64</b>		

Non-Div I Games: La Verne 105 43

Weber St.



## West Virginia

Through Games Of Feb. 7, 2019

Average RPI Win:	183	WON-LOST	WINNING	LAST 10	STRENGTH OF	OPP. STRENGTH	TEAM	ADJ.	CONF.	ADJ CONF.
Average RPI Loss:	25	RECORD	PCT. RANK	GAMES	SCHEDULE	OF SCHEDULE	RPI	RPI	RPI	RPI
DIV. I ONLY	16- 5	47	1- 0	143	26	66	66	3	3	
DIV. I NON-CONF.	9- 2	43	1- 0	341	89	185	185	3	3	
TOTALS	RPI 1-25	RPI 26-50	W-L RECORDS	RPI 51-100	RPI 101-150	RPI 150+				
16- 5	1- 2	1- 3	OVERALL	2- 0	4- 0	8- 0				
12- 2	1- 0	0- 2	HOME	2- 0	3- 0	6- 0				
3- 2	0- 1	1- 1	AWAY	0- 0	1- 0	1- 0				
1- 1	0- 1	0- 0	NEUTRAL	0- 0	0- 0	1- 0				
9- 2	0- 1	0- 1	NON-CONFERENCE	0- 0	2- 0	7- 0				
7- 1	0- 0	0- 1	HOME	0- 0	1- 0	6- 0				
1- 0	0- 0	0- 0	AWAY	0- 0	1- 0	0- 0				
1- 1	0- 1	0- 0	NEUTRAL	0- 0	0- 0	1- 0				
7- 3	1- 1	1- 2	CONFERENCE	2- 0	2- 0	1- 0				
5- 1	1- 0	0- 1	HOME	2- 0	2- 0	0- 0				
2- 2	0- 1	1- 1	AWAY	0- 0	0- 0	1- 0				
0- 0	0- 0	0- 0	NEUTRAL	0- 0	0- 0	0- 0				

RPI 1-25				RPI 26-50				RPI 51-100				Team's RPI: 66	RPI 101+			
RPI	S	Opponent	Score	RPI	S	Opponent	Score	RPI	S	Opponent	Score		RPI	S	Opponent	Score
2	A	Baylor	47 79	31	H	Missouri	51 68	53	H	Kansas St.	60 30		110	H	Kansas	71 50
11	H	Iowa St.	73 64	32	A	Texas	64 58	88	H	Oklahoma St.	67 58		118	H	Towson	90 43
12	N	Iowa	81 84	32	H	Texas	58 70						130	A	Pittsburgh	77 43
				48	A	TCU	48 62						148	H	Texas Tech	68 65
													153	A	Oklahoma	66 55
													221	H	Niagara	84 32
													302	H	Bryant	94 48
													303	H	Morgan St.	72 37
													310	H	NJIT	95 50
													314	H	Coppin St.	78 37
													318	H	Eastern Ky.	78 29
													318	N	Eastern Ky.	81 39
LAST 12 Division I GAMES:																
318	N	Eastern Ky.	81 39	11	H	Iowa St.	73 64									
110	H	Kansas	71 50	153	A	Oklahoma	66 55									
32	A	Texas	64 58	88	H	Oklahoma St.	67 58									
53	H	Kansas St.	60 30	32	H	Texas	58 70									
148	H	Texas Tech	68 65	48	A	TCU	48 62									
2	A	Baylor	47 79	221	H	Niagara	84 32									

Non-Div I Games:

West Virginia

■ Loss, 
■ Non-Conf, 
■ S Site, 
■ H Home 
■ A Away 
N Neutral

Average RPI Win:	305	WON-LOST	WINNING	LAST 10	STRENGTH OF	OPP. STRENGTH	TEAM	ADJ.	CONF.	ADJ CONF.
Average RPI Loss:	209	RECORD	PCT. RANK	GAMES	SCHEDULE	OF SCHEDULE	RPI	RPI	RPI	RPI
DIV. I ONLY	2- 19	342	0- 1	230	340	336	336	27	27	
DIV. I NON-CONF.	2- 11	316	0- 0	171	344	311	311	25	25	
TOTALS	RPI 1-25	RPI 26-50	W-L RECORDS	RPI 51-100	RPI 101-150	RPI 150+				
2- 19	0- 0	0- 2	OVERALL	0- 0	0- 3	2- 14				
1- 7	0- 0	0- 0	HOME	0- 0	0- 0	1- 7				
1- 11	0- 0	0- 2	AWAY	0- 0	0- 2	1- 7				
0- 1	0- 0	0- 0	NEUTRAL	0- 0	0- 1	0- 0				
2- 11	0- 0	0- 2	NON-CONFERENCE	0- 0	0- 2	2- 7				
1- 4	0- 0	0- 0	HOME	0- 0	0- 0	1- 4				
1- 6	0- 0	0- 2	AWAY	0- 0	0- 1	1- 3				
0- 1	0- 0	0- 0	NEUTRAL	0- 0	0- 1	0- 0				
0- 8	0- 0	0- 0	CONFERENCE	0- 0	0- 1	0- 7				
0- 3	0- 0	0- 0	HOME	0- 0	0- 0	0- 3				
0- 5	0- 0	0- 0	AWAY	0- 0	0- 1	0- 4				
0- 0	0- 0	0- 0	NEUTRAL	0- 0	0- 0	0- 0				

RPI 1-25				RPI 26-50				RPI 51-100				RPI 101+				Team's RPI: 336	
RPI	S	Opponent	Score	RPI	S	Opponent	Score	RPI	S	Opponent	Score	RPI	S	Opponent	Score		
				26	A	Kentucky	39 99					131	A	Chattanooga	58 72		
				49	A	Georgia Tech	49 84					144	N	North Ala.	66 89		
												150	A	Tennessee Tech	58 77		
												156	H	Mercer	67 69		
												189	A	Coastal Caro.	59 77		
												195	A	UNC Asheville	49 74		
												230	H	N.C. A&T	51 69		
												237	A	Furman	55 65		
												237	H	Furman	28 53		
												252	A	ETSU	80 88		
												254	H	Campbell	37 63		
												259	H	Gardner-Webb	52 62		
												261	H	Samford	42 75		
												272	A	Winthrop	65 57		
												288	A	Wofford	65 91		
												291	H	South Carolina St.	39 54		
												306	A	UNC Greensboro	59 71		
												310	A	NJIT	71 79		
												337	H	USC Upstate	68 64		
LAST 12 Division I GAMES:																	
				237	H	Furman	28 53			237	A	Furman	55 65				
				252	A	ETSU	80 88			288	A	Wofford	65 91				
				131	A	Chattanooga	58 72			259	H	Gardner-Webb	52 62				
				306	A	UNC Greensboro	59 71			291	H	South Carolina St.	39 54				
				261	H	Samford	42 75			272	A	Winthrop	65 57				
				156	H	Mercer	67 69			26	A	Kentucky	39 99				

Non-Div I Games: North Greenville 71 44 Young Harris 63 54

Western Caro.

Loss, Non-Conf, S Site, H Home A Away N Neutral

Average RPI Win:	270	WON-LOST	WINNING	LAST 10	STRENGTH OF	OPP. STRENGTH	TEAM	ADJ.	CONF.	ADJ CONF.
Average RPI Loss:	131	RECORD	PCT. RANK	GAMES	SCHEDULE	OF SCHEDULE	RPI	RPI	RPI	RPI
DIV. I ONLY	9- 13	226	1- 0	207	215	224	224	18	18	
DIV. I NON-CONF.	2- 9	297	0- 0	95	164	259	259	18	18	
TOTALS	RPI 1-25	RPI 26-50	W-L RECORDS	RPI 51-100	RPI 101-150	RPI 150+				
9- 13	0- 1	0- 5	OVERALL	0- 1	0- 0	9- 6				
6- 3	0- 1	0- 2	HOME	0- 0	0- 0	6- 0				
2- 7	0- 0	0- 3	AWAY	0- 0	0- 0	2- 4				
1- 3	0- 0	0- 0	NEUTRAL	0- 1	0- 0	1- 2				
2- 9	0- 1	0- 3	NON-CONFERENCE	0- 1	0- 0	2- 4				
1- 2	0- 1	0- 1	HOME	0- 0	0- 0	1- 0				
0- 4	0- 0	0- 2	AWAY	0- 0	0- 0	0- 2				
1- 3	0- 0	0- 0	NEUTRAL	0- 1	0- 0	1- 2				
7- 4	0- 0	0- 2	CONFERENCE	0- 0	0- 0	7- 2				
5- 1	0- 0	0- 1	HOME	0- 0	0- 0	5- 0				
2- 3	0- 0	0- 1	AWAY	0- 0	0- 0	2- 2				
0- 0	0- 0	0- 0	NEUTRAL	0- 0	0- 0	0- 0				

RPI 1-25				RPI 26-50				RPI 51-100				RPI 101+ Team's RPI: 224			
RPI	S	Opponent	Score	RPI	S	Opponent	Score	RPI	S	Opponent	Score	RPI	S	Opponent	Score
20	H	Drake	71 98	27	H	South Dakota St.	84 93	97	N	Northern Ill.	61 86	152	A	Bradley	68 82
				31	H	Missouri	64 89					169	H	Denver	87 78
				38	A	South Dakota	49 92					180	A	Oral Roberts	64 68
				42	A	Purdue	60 81					200	A	Southeast Mo. St.	71 81
				45	A	Butler	51 92					229	A	North Dakota	92 80
												229	H	North Dakota	111 90
												237	N	Furman	85 78
												268	N	UTEP	72 84
												276	H	Austin Peay	77 72
												285	N	Eastern Ill.	62 64
												308	H	Omaha	78 70
												316	A	North Dakota St.	60 68
												316	H	North Dakota St.	82 70
												333	A	Purdue Fort Wayne	90 61
												333	H	Purdue Fort Wayne	73 59
LAST 12 Division I GAMES:															
333	A	Purdue Fort Wayne	90 61	229	A	North Dakota	92 80								
316	H	North Dakota St.	82 70	316	A	North Dakota St.	60 68								
229	H	North Dakota	111 90	180	A	Oral Roberts	64 68								
38	A	South Dakota	49 92	169	H	Denver	87 78								
333	H	Purdue Fort Wayne	73 59	27	H	South Dakota St.	84 93								
308	H	Omaha	78 70	237	N	Furman	85 78								

Non-Div I Games: MacMurray 136 39 William Woods 81 73

Western Ill.

Loss, Non-Conf, S Site, H Home A Away N Neutral

Average RPI Win:	213	WON-LOST	WINNING	LAST 10	STRENGTH OF	OPP. STRENGTH	TEAM	ADJ.	CONF.	ADJ CONF.
Average RPI Loss:	64	RECORD	PCT. RANK	GAMES	SCHEDULE	OF SCHEDULE	RPI	RPI	RPI	RPI
DIV. I ONLY	12- 10	146	0- 1	87	49	120	120	14	14	
DIV. I NON-CONF.	4- 8	241	0- 1	28	3	126	126	19	19	
TOTALS	RPI 1-25	RPI 26-50	W-L RECORDS	RPI 51-100	RPI 101-150	RPI 150+				
12- 10	0- 5	0- 2	OVERALL	2- 0	0- 0	10- 3				
6- 5	0- 2	0- 1	HOME	1- 0	0- 0	5- 2				
5- 3	0- 2	0- 0	AWAY	1- 0	0- 0	4- 1				
1- 2	0- 1	0- 1	NEUTRAL	0- 0	0- 0	1- 0				
4- 8	0- 5	0- 1	NON-CONFERENCE	1- 0	0- 0	3- 2				
2- 3	0- 2	0- 0	HOME	0- 0	0- 0	2- 1				
1- 3	0- 2	0- 0	AWAY	1- 0	0- 0	0- 1				
1- 2	0- 1	0- 1	NEUTRAL	0- 0	0- 0	1- 0				
8- 2	0- 0	0- 1	CONFERENCE	1- 0	0- 0	7- 1				
4- 2	0- 0	0- 1	HOME	1- 0	0- 0	3- 1				
4- 0	0- 0	0- 0	AWAY	0- 0	0- 0	4- 0				
0- 0	0- 0	0- 0	NEUTRAL	0- 0	0- 0	0- 0				

RPI 1-25				RPI 26-50				RPI 51-100				RPI 101+ Team's RPI: 120			
RPI	S	Opponent	Score	RPI	S	Opponent	Score	RPI	S	Opponent	Score	RPI	S	Opponent	Score
1	A	Notre Dame	53 94	33	N	Oregon St.	60 74	71	A	Little Rock	68 56	151	H	Southern Ill.	83 76
3	H	Louisville	80 102	34	H	Rice	46 68	76	H	Old Dominion	75 60	153	A	Oklahoma	83 90
12	H	Iowa	67 104									155	H	Louisiana Tech	81 76
13	N	Gonzaga	55 76									167	H	Charlotte	76 58
23	A	Central Mich.	90 108									177	H	Ball St.	83 86
												187	H	Southern Miss.	56 69
												217	H	Marshall	85 55
												252	N	ETSU	82 68
												268	A	UTEP	64 61
												286	A	UTSA	81 62
												293	A	Fla. Atlantic	81 50
												303	H	Morgan St.	90 43
												315	A	FIU	94 82
LAST 12 Division I GAMES:															
13	N	Gonzaga	55 76	187	H	Southern Miss.	56 69								
252	N	ETSU	82 68	293	A	Fla. Atlantic	81 50								
34	H	Rice	46 68	315	A	FIU	94 82								
268	A	UTEP	64 61	217	H	Marshall	85 55								
286	A	UTSA	81 62	76	H	Old Dominion	75 60								
155	H	Louisiana Tech	81 76	167	H	Charlotte	76 58								

Non-Div I Games: Union (TN) 77 65 Bellarmine 95 57

Western Ky.

Loss, Non-Conf, S Site, H Home A Away N Neutral

Average RPI Win:	291	WON-LOST	WINNING	LAST 10	STRENGTH OF	OPP. STRENGTH	TEAM	ADJ.	CONF.	ADJ CONF.
Average RPI Loss:	132	RECORD	PCT. RANK	GAMES	SCHEDULE	OF SCHEDULE	RPI	RPI	RPI	RPI
DIV. I ONLY	7- 11	238	0- 1	315	148	281	281	7	7	
DIV. I NON-CONF.	5- 5	162	0- 0	350	275	328	328	8	8	
TOTALS	RPI 1-25	RPI 26-50	W-L RECORDS	RPI 51-100	RPI 101-150	RPI 150+				
7- 11	0- 1	0- 0	OVERALL	0- 4	0- 1	7- 5				
2- 7	0- 1	0- 0	HOME	0- 3	0- 1	2- 2				
4- 3	0- 0	0- 0	AWAY	0- 1	0- 0	4- 2				
1- 1	0- 0	0- 0	NEUTRAL	0- 0	0- 0	1- 1				
5- 5	0- 0	0- 0	NON-CONFERENCE	0- 1	0- 0	5- 4				
2- 3	0- 0	0- 0	HOME	0- 1	0- 0	2- 2				
2- 1	0- 0	0- 0	AWAY	0- 0	0- 0	2- 1				
1- 1	0- 0	0- 0	NEUTRAL	0- 0	0- 0	1- 1				
2- 6	0- 1	0- 0	CONFERENCE	0- 3	0- 1	2- 1				
0- 4	0- 1	0- 0	HOME	0- 2	0- 1	0- 0				
2- 2	0- 0	0- 0	AWAY	0- 1	0- 0	2- 1				
0- 0	0- 0	0- 0	NEUTRAL	0- 0	0- 0	0- 0				

RPI 1-25				RPI 26-50				RPI 51-100				RPI 101+ Team's RPI: 281			
RPI	S	Opponent	Score	RPI	S	Opponent	Score	RPI	S	Opponent	Score	RPI	S	Opponent	Score
24	H	Buffalo	59 61					55	H	Miami (OH)	62 81	142	H	Akron	59 72
								59	H	Michigan	42 79	164	H	New Mexico St.	54 66
								84	A	Kent St.	51 55	177	A	Ball St.	65 62
								86	H	Toledo	57 80	183	A	Eastern Mich.	61 64
												198	A	Ole Miss	66 69
												229	N	North Dakota	50 62
												232	H	Loyola Chicago	53 64
												235	A	Bowling Green	84 82
												293	A	Fla. Atlantic	69 59
												318	H	Eastern Ky.	64 53
												331	A	Detroit Mercy	54 44
												333	H	Purdue Fort Wayne	69 61
												349	N	Florida A&M	69 50
LAST 12 Division I GAMES:															
84	A	Kent St.	51 55	142	H	Akron	59 72								
55	H	Miami (OH)	62 81	235	A	Bowling Green	84 82								
177	A	Ball St.	65 62	349	N	Florida A&M	69 50								
24	H	Buffalo	59 61	229	N	North Dakota	50 62								
86	H	Toledo	57 80	293	A	Fla. Atlantic	69 59								
183	A	Eastern Mich.	61 64	331	A	Detroit Mercy	54 44								

Non-Div I Games: Saginaw Valley 75 51

Western Mich.

■ Loss, 
 ■ Non-Conf, 
 ■ S Site, 
 ■ H Home 
 ■ A Away 
 N Neutral

Average RPI Win:	222	WON-LOST	WINNING	LAST 10	STRENGTH OF	OPP. STRENGTH	TEAM	ADJ.	CONF.	ADJ CONF.
Average RPI Loss:	139	RECORD	PCT. RANK	GAMES	SCHEDULE	OF SCHEDULE	RPI	RPI	RPI	RPI
DIV. I ONLY	10- 12	195	0- 1	238	149	255	255	9	9	
DIV. I NON-CONF.	7- 6	153	0- 1	237	206	250	250	9	9	
TOTALS	RPI 1-25	RPI 26-50	W-L RECORDS	RPI 51-100	RPI 101-150	RPI 150+				
10- 12	0- 0	0- 1	OVERALL	1- 3	1- 3	8- 5				
8- 6	0- 0	0- 0	HOME	1- 2	0- 2	7- 2				
2- 3	0- 0	0- 0	AWAY	0- 0	1- 0	1- 3				
0- 3	0- 0	0- 1	NEUTRAL	0- 1	0- 1	0- 0				
7- 6	0- 0	0- 1	NON-CONFERENCE	1- 3	0- 2	6- 0				
7- 3	0- 0	0- 0	HOME	1- 2	0- 1	6- 0				
0- 0	0- 0	0- 0	AWAY	0- 0	0- 0	0- 0				
0- 3	0- 0	0- 1	NEUTRAL	0- 1	0- 1	0- 0				
3- 6	0- 0	0- 0	CONFERENCE	0- 0	1- 1	2- 5				
1- 3	0- 0	0- 0	HOME	0- 0	0- 1	1- 2				
2- 3	0- 0	0- 0	AWAY	0- 0	1- 0	1- 3				
0- 0	0- 0	0- 0	NEUTRAL	0- 0	0- 0	0- 0				

RPI 1-25				RPI 26-50				RPI 51-100				RPI 101+				Team's RPI: 255	
RPI	S	Opponent	Score	RPI	S	Opponent	Score	RPI	S	Opponent	Score	RPI	S	Opponent	Score		
				38	N	South Dakota	64 73	68	H	Missouri St.	63 60	111	H	Houston	58 66		
								82	N	Northwestern	43 65	126	N	Washington St.	59 85		
								88	H	Oklahoma St.	47 60	137	A	Tulane	62 44		
								99	H	Creighton	71 83	150	H	Tennessee Tech	45 55		
												155	H	Louisiana Tech	70 56		
												158	A	Tulsa	49 63		
												178	H	Temple	40 65		
												201	H	Sam Houston St.	63 55		
												202	H	Grambling	70 61		
												207	A	East Carolina	56 78		
												207	H	East Carolina	57 47		
												209	A	SMU	50 78		
												223	A	Memphis	57 48		
												223	H	Memphis	50 71		
												335	H	Houston Baptist	68 50		
												345	H	Ark.-Pine Bluff	76 39		
												348	H	Savannah St.	66 50		
LAST 12 Division I GAMES:																	
				126	N	Washington St.	59 85	209	A	SMU	50 78						
				223	A	Memphis	57 48	223	H	Memphis	50 71						
				178	H	Temple	40 65	207	A	East Carolina	56 78						
				207	H	East Carolina	57 47	158	A	Tulsa	49 63						
				137	A	Tulane	62 44	348	H	Savannah St.	66 50						
				111	H	Houston	58 66	82	N	Northwestern	43 65						

Non-Div I Games:

Wichita St.

■ Loss, 
■ Non-Conf, 
■ S Site, 
■ H Home 
■ A Away 
N Neutral

William & Mary

Through Games Of Feb. 7, 2019

Average RPI Win:	222	WON-LOST	WINNING	LAST 10	STRENGTH OF	OPP. STRENGTH	TEAM	ADJ.	CONF.	ADJ CONF.
Average RPI Loss:	121	RECORD	PCT. RANK	GAMES	SCHEDULE	OF SCHEDULE	RPI	RPI	RPI	RPI
DIV. I ONLY	11- 9	143	0- 1	152	201	149	149	10	10	
DIV. I NON-CONF.	7- 4	109	0- 0	194	292	128	128	10	10	
TOTALS	RPI 1-25	RPI 26-50	W-L RECORDS	RPI 51-100	RPI 101-150	RPI 150+				
11- 9	0- 0	0- 1	OVERALL	0- 3	2- 3	9- 2				
6- 4	0- 0	0- 0	HOME	0- 1	1- 1	5- 2				
5- 5	0- 0	0- 1	AWAY	0- 2	1- 2	4- 0				
0- 0	0- 0	0- 0	NEUTRAL	0- 0	0- 0	0- 0				
7- 4	0- 0	0- 0	NON-CONFERENCE	0- 1	0- 3	7- 0				
4- 1	0- 0	0- 0	HOME	0- 0	0- 1	4- 0				
3- 3	0- 0	0- 0	AWAY	0- 1	0- 2	3- 0				
0- 0	0- 0	0- 0	NEUTRAL	0- 0	0- 0	0- 0				
4- 5	0- 0	0- 1	CONFERENCE	0- 2	2- 0	2- 2				
2- 3	0- 0	0- 0	HOME	0- 1	1- 0	1- 2				
2- 2	0- 0	0- 1	AWAY	0- 1	1- 0	1- 0				
0- 0	0- 0	0- 0	NEUTRAL	0- 0	0- 0	0- 0				

RPI 1-25			RPI 26-50			RPI 51-100			RPI 101+ Team's RPI: 149		
RPI	S	Opponent	Score	RPI	S	Opponent	Score	RPI	S	Opponent	Score
				40	A	James Madison	48 65	76	A	Old Dominion	69 83
								79	A	Northeastern	74 88
								85	H	Drexel	58 62
								103	A	Hartford	45 50
								113	H	VCU	55 72
								118	A	Towson	80 69
								119	H	UNCW	70 64
								146	A	Davidson	65 76
								159	H	Delaware	59 70
								194	H	George Washington	73 59
								197	H	Elon	65 60
								207	H	East Carolina	63 43
								219	H	Howard	88 75
								250	A	Hofstra	60 55
								260	H	Richmond	65 55
								270	A	Norfolk St.	55 44
								289	H	Col. of Charleston	54 66
								299	A	Loyola Maryland	65 49
								311	A	Fairfield	60 54
LAST 12 Division I GAMES:											
85	H	Drexel	58 62	119	H	UNCW	70 64				
159	H	Delaware	59 70	79	A	Northeastern	74 88				
118	A	Towson	80 69	250	A	Hofstra	60 55				
40	A	James Madison	48 65	194	H	George Washington	73 59				
197	H	Elon	65 60	270	A	Norfolk St.	55 44				
289	H	Col. of Charleston	54 66	76	A	Old Dominion	69 83				

Non-Div I Games:

William & Mary

Loss, Non-Conf, S Site, H Home A Away N Neutral

Average RPI Win:	292	WON-LOST	WINNING	LAST 10	STRENGTH OF	OPP. STRENGTH	TEAM	ADJ.	CONF.	ADJ CONF.
Average RPI Loss:	199	RECORD	PCT. RANK	GAMES	SCHEDULE	OF SCHEDULE	RPI	RPI	RPI	RPI
DIV. I ONLY	9- 11	202	0- 1	328	331	272	272	28	28	
DIV. I NON-CONF.	4- 6	212	0- 0	322	327	280	280	29	29	
TOTALS	RPI 1-25	RPI 26-50	W-L RECORDS	RPI 51-100	RPI 101-150	RPI 150+				
9- 11	0- 0	0- 1	OVERALL	0- 0	0- 3	9- 7				
5- 3	0- 0	0- 0	HOME	0- 0	0- 0	5- 3				
4- 8	0- 0	0- 1	AWAY	0- 0	0- 3	4- 4				
0- 0	0- 0	0- 0	NEUTRAL	0- 0	0- 0	0- 0				
4- 6	0- 0	0- 1	NON-CONFERENCE	0- 0	0- 1	4- 4				
2- 1	0- 0	0- 0	HOME	0- 0	0- 0	2- 1				
2- 5	0- 0	0- 1	AWAY	0- 0	0- 1	2- 3				
0- 0	0- 0	0- 0	NEUTRAL	0- 0	0- 0	0- 0				
5- 5	0- 0	0- 0	CONFERENCE	0- 0	0- 2	5- 3				
3- 2	0- 0	0- 0	HOME	0- 0	0- 0	3- 2				
2- 3	0- 0	0- 0	AWAY	0- 0	0- 2	2- 1				
0- 0	0- 0	0- 0	NEUTRAL	0- 0	0- 0	0- 0				

RPI S	Opponent	Score	RPI S	Opponent	Score	RPI S	Opponent	Score	RPI S	Opponent	Score	Team's RPI: 272
40	A James Madison	39 56							106	A Georgia	39 85	
									114	A Radford	49 70	
									124	A High Point	54 56	
									181	A Wisconsin	41 76	
									193	H Hampton	63 84	
									195	A UNC Asheville	36 70	
									197	H Elon	58 57	
									254	A Campbell	59 46	
									259	A Gardner-Webb	64 62	
									279	A Ga. Southern	55 64	
									288	A Wofford	53 70	
									289	A Col. of Charleston	71 64	
									291	A South Carolina St.	58 50	
									319	H Charleston So.	57 52	
									334	H Presbyterian	55 52	
									336	H Western Caro.	57 65	
									337	H USC Upstate	50 76	
									342	H Longwood	77 69	
									343	H N.C. Central	66 41	
LAST 12 Division I GAMES:												
195	A UNC Asheville	36 70	114	A Radford	49 70							
124	A High Point	54 56	337	H USC Upstate	50 76							
334	H Presbyterian	55 52	319	H Charleston So.	57 52							
193	H Hampton	63 84	342	H Longwood	77 69							
259	A Gardner-Webb	64 62	336	H Western Caro.	57 65							
254	A Campbell	59 46	279	A Ga. Southern	55 64							

Non-Div I Games: Newberry

63 67

Winthrop

■ Loss, 
 ■ Non-Conf, 
 ■ S Site, 
 ■ H Home 
 ■ A Away 
 N Neutral



Average RPI Win:	217	WON-LOST	WINNING	LAST 10	STRENGTH OF	OPP. STRENGTH	TEAM	ADJ.	CONF.	ADJ CONF.
Average RPI Loss:	75	RECORD	PCT. RANK	GAMES	SCHEDULE	OF SCHEDULE	RPI	RPI	RPI	RPI
DIV. I ONLY	11- 12	176	0- 1	147	83	181	181	4	4	
DIV. I NON-CONF.	9- 3	61	0- 0	305	208	170	170	6	6	
TOTALS	RPI 1-25	RPI 26-50	W-L RECORDS	RPI 51-100	RPI 101-150	RPI 150+				
11- 12	0- 2	1- 1	OVERALL	0- 5	3- 4	7- 0				
8- 5	0- 0	1- 1	HOME	0- 2	2- 2	5- 0				
1- 6	0- 2	0- 0	AWAY	0- 2	0- 2	1- 0				
2- 1	0- 0	0- 0	NEUTRAL	0- 1	1- 0	1- 0				
9- 3	0- 0	0- 0	NON-CONFERENCE	0- 3	2- 0	7- 0				
6- 1	0- 0	0- 0	HOME	0- 1	1- 0	5- 0				
1- 1	0- 0	0- 0	AWAY	0- 1	0- 0	1- 0				
2- 1	0- 0	0- 0	NEUTRAL	0- 1	1- 0	1- 0				
2- 9	0- 2	1- 1	CONFERENCE	0- 2	1- 4	0- 0				
2- 4	0- 0	1- 1	HOME	0- 1	1- 2	0- 0				
0- 5	0- 2	0- 0	AWAY	0- 1	0- 2	0- 0				
0- 0	0- 0	0- 0	NEUTRAL	0- 0	0- 0	0- 0				

RPI	S	Opponent	Score	RPI	S	Opponent	Score	RPI	S	Opponent	Score	RPI	S	Opponent	Score	Team's RPI: 181
12	A	Iowa	53 71	41	H	Indiana	68 75	59	H	Michigan	70 76	107	H	Nebraska	70 69	
19	A	Maryland	57 75	42	H	Purdue	76 69	61	H	Duke	53 60	116	A	Minnesota	56 74	
								75	N	Arkansas	68 69	116	H	Minnesota	50 78	
								77	A	Green Bay	46 55	121	A	Penn St.	64 71	
								82	A	Northwestern	46 72	121	H	Penn St.	59 65	
												130	N	Pittsburgh	57 42	
												134	H	IUPUI	65 64	
												190	A	Milwaukee	68 57	
												217	H	Marshall	67 49	
												272	H	Winthrop	76 41	
												290	N	Tennessee St.	58 53	
												316	H	North Dakota St.	64 53	
												338	H	Evansville	96 60	
												347	H	Chicago St.	85 38	
LAST 12 Division I GAMES:																
59	H	Michigan	70 76	41	H	Indiana	68 75									
19	A	Maryland	57 75	12	A	Iowa	53 71									
107	H	Nebraska	70 69	121	A	Penn St.	64 71									
121	H	Penn St.	59 65	42	H	Purdue	76 69									
82	A	Northwestern	46 72	116	A	Minnesota	56 74									
116	H	Minnesota	50 78	338	H	Evansville	96 60									

Non-Div I Games:

Wisconsin

  Loss, 
  Non-Conf, 
  S Site, 
  H Home 
  A Away 
N Neutral

Average RPI Win: <b>293</b>	WON-LOST	WINNING	LAST 10	STRENGTH OF	OPP. STRENGTH	TEAM	ADJ.	CONF.	ADJ CONF.
Average RPI Loss: <b>196</b>	RECORD	PCT. RANK	GAMES	SCHEDULE	OF SCHEDULE	RPI	RPI	RPI	RPI
DIV. I ONLY	8- 12	230	0- 1	343	257	288	288	27	27
DIV. I NON-CONF.	5- 7	206	0- 0	313	279	254	254	25	25
TOTALS	RPI 1-25	RPI 26-50	W-L RECORDS	RPI 51-100	RPI 101-150	RPI 150+			
8- 12	0- 0	0- 2	OVERALL	0- 0	0- 2	8- 8			
6- 1	0- 0	0- 0	HOME	0- 0	0- 0	6- 1			
2- 11	0- 0	0- 2	AWAY	0- 0	0- 2	2- 7			
0- 0	0- 0	0- 0	NEUTRAL	0- 0	0- 0	0- 0			
5- 7	0- 0	0- 2	NON-CONFERENCE	0- 0	0- 1	5- 4			
3- 0	0- 0	0- 0	HOME	0- 0	0- 0	3- 0			
2- 7	0- 0	0- 2	AWAY	0- 0	0- 1	2- 4			
0- 0	0- 0	0- 0	NEUTRAL	0- 0	0- 0	0- 0			
3- 5	0- 0	0- 0	CONFERENCE	0- 0	0- 1	3- 4			
3- 1	0- 0	0- 0	HOME	0- 0	0- 0	3- 1			
0- 4	0- 0	0- 0	AWAY	0- 0	0- 1	0- 3			
0- 0	0- 0	0- 0	NEUTRAL	0- 0	0- 0	0- 0			

RPI S	Opponent	Score	RPI S	Opponent	Score	RPI S	Opponent	Score	RPI S	Opponent	Score	Team's RPI: 288
44	A Clemson	77 85	49	A Georgia Tech	40 81				131	A Chattanooga	82 89	
									135	A Appalachian St.	70 94	
									156	H Mercer	79 81	
									167	A Charlotte	63 85	
									195	A UNC Asheville	46 60	
									237	A Furman	50 63	
									252	A ETSU	79 92	
									259	H Gardner-Webb	59 53	
									261	H Samford	71 62	
									272	H Winthrop	70 53	
									279	A Ga. Southern	81 65	
									289	H Col. of Charleston	78 58	
									306	A UNC Greensboro	61 77	
									306	H UNC Greensboro	93 66	
									334	A Presbyterian	50 61	
									336	H Western Caro.	91 65	
									342	A Longwood	101 72	
									343	A N.C. Central	59 66	
LAST 12 Division I GAMES:												
306	A UNC Greensboro	61 77	306	H UNC Greensboro	93 66							
261	H Samford	71 62	336	H Western Caro.	91 65							
156	H Mercer	79 81	49	A Georgia Tech	40 81							
237	A Furman	50 63	135	A Appalachian St.	70 94							
252	A ETSU	79 92	343	A N.C. Central	59 66							
131	A Chattanooga	82 89	342	A Longwood	101 72							

Non-Div I Games: Warren Wilson 107 30 Southern Wesleyan 110 47 Brevard 106 52

Wofford

Average RPI Win:	215	WON-LOST	WINNING	LAST 10	STRENGTH OF	OPP. STRENGTH	TEAM	ADJ.	CONF.	ADJ CONF.
Average RPI Loss:	133	RECORD	PCT. RANK	GAMES	SCHEDULE	OF SCHEDULE	RPI	RPI	RPI	RPI
DIV. I ONLY	18- 5	33	1- 0	216	200	81	81	21	21	
DIV. I NON-CONF.	7- 4	109	0- 0	117	186	70	70	17	17	
TOTALS	RPI 1-25	RPI 26-50	W-L RECORDS	RPI 51-100	RPI 101-150	RPI 150+				
18- 5	0- 1	0- 0	OVERALL	3- 1	3- 1	12- 2				
7- 1	0- 0	0- 0	HOME	2- 1	1- 0	4- 0				
7- 4	0- 1	0- 0	AWAY	0- 0	1- 1	6- 2				
4- 0	0- 0	0- 0	NEUTRAL	1- 0	1- 0	2- 0				
7- 4	0- 1	0- 0	NON-CONFERENCE	2- 1	1- 0	4- 2				
1- 1	0- 0	0- 0	HOME	1- 1	0- 0	0- 0				
2- 3	0- 1	0- 0	AWAY	0- 0	0- 0	2- 2				
4- 0	0- 0	0- 0	NEUTRAL	1- 0	1- 0	2- 0				
11- 1	0- 0	0- 0	CONFERENCE	1- 0	2- 1	8- 0				
6- 0	0- 0	0- 0	HOME	1- 0	1- 0	4- 0				
5- 1	0- 0	0- 0	AWAY	0- 0	1- 1	4- 0				
0- 0	0- 0	0- 0	NEUTRAL	0- 0	0- 0	0- 0				

RPI 1-25				RPI 26-50				RPI 51-100				Team's RPI: 81	RPI 101+			
RPI	S	Opponent	Score	RPI	S	Opponent	Score	RPI	S	Opponent	Score		RPI	S	Opponent	Score
25	A	Michigan St.	68 84					72	H	Belmont	63 79		125	A	Youngstown St.	68 83
								77	H	Green Bay	85 67		134	A	IUPUI	78 75
								84	H	Kent St.	61 55		134	H	IUPUI	66 59
								85	N	Drexel	71 63		145	N	Marist	76 60
													167	A	Charlotte	85 88
													190	A	Milwaukee	73 69
													190	H	Milwaukee	61 57
													210	A	UNLV	68 52
													211	N	Stetson	57 44
													250	N	Hofstra	93 64
													274	A	CSU Bakersfield	74 76
													277	A	Cleveland St.	70 65
													278	A	Northern Ky.	61 55
													309	H	Oakland	69 58
													313	A	Manhattan	60 44
													330	A	UIC	79 46
													330	H	UIC	72 47
													331	H	Detroit Mercy	78 59
LAST 12 Division I GAMES:																
190	A	Milwaukee	73 69	125	A	Youngstown St.	68 83									
134	H	IUPUI	66 59	278	A	Northern Ky.	61 55									
330	H	UIC	72 47	190	H	Milwaukee	61 57									
331	H	Detroit Mercy	78 59	77	H	Green Bay	85 67									
309	H	Oakland	69 58	330	A	UIC	79 46									
277	A	Cleveland St.	70 65	134	A	IUPUI	78 75									

Non-Div I Games: Kentucky St. 83 53

Wright St.

■ Loss, 
 ■ Non-Conf, 
 ■ S Site, 
 ■ H Home 
 ■ A Away 
 N Neutral

## Wyoming

Through Games Of Feb. 7, 2019

Average RPI Win:	162	WON-LOST	WINNING	LAST 10	STRENGTH OF	OPP. STRENGTH	TEAM	ADJ.	CONF.	ADJ CONF.
Average RPI Loss:	87	RECORD	PCT. RANK	GAMES	SCHEDULE	OF SCHEDULE	RPI	RPI	RPI	RPI
DIV. I ONLY	11- 5	79	1- 0	57	127	50	50	15	15	
DIV. I NON-CONF.	5- 2	82	0- 0	29	46	22	22	13	13	
TOTALS	RPI 1-25	RPI 26-50	W-L RECORDS	RPI 51-100	RPI 101-150	RPI 150+				
11- 5	0- 0	1- 1	OVERALL	2- 3	2- 0	6- 1				
8- 1	0- 0	1- 0	HOME	2- 1	1- 0	4- 0				
2- 4	0- 0	0- 1	AWAY	0- 2	1- 0	1- 1				
1- 0	0- 0	0- 0	NEUTRAL	0- 0	0- 0	1- 0				
5- 2	0- 0	1- 1	NON-CONFERENCE	1- 1	1- 0	2- 0				
4- 0	0- 0	1- 0	HOME	1- 0	1- 0	1- 0				
0- 2	0- 0	0- 1	AWAY	0- 1	0- 0	0- 0				
1- 0	0- 0	0- 0	NEUTRAL	0- 0	0- 0	1- 0				
6- 3	0- 0	0- 0	CONFERENCE	1- 2	1- 0	4- 1				
4- 1	0- 0	0- 0	HOME	1- 1	0- 0	3- 0				
2- 2	0- 0	0- 0	AWAY	0- 1	1- 0	1- 1				
0- 0	0- 0	0- 0	NEUTRAL	0- 0	0- 0	0- 0				

RPI S	Opponent	Score	RPI S	Opponent	Score	Team's RPI: 50	RPI S	Opponent	Score	RPI S	Opponent	Score	RPI S	Opponent	Score
			27	H South Dakota St.	77 70		51	H New Mexico	75 78	117	A Fresno St.	63 56			
			43	A Saint Mary's (CA)	84 90		57	A Boise St.	64 72	140	H Montana St.	66 58			
							57	H Boise St.	64 52	169	H Denver	78 74			
							78	A Pacific	64 70	182	N North Texas	53 49			
							91	H Idaho	64 61	206	A Utah St.	42 50			
										210	H UNLV	90 62			
										216	H San Diego St.	87 45			
										249	H Air Force	80 60			
										328	A San Jose St.	70 56			
LAST 12 Division I GAMES:															
			249	H Air Force	80 60		216	H San Diego St.	87 45						
			117	A Fresno St.	63 56		210	H UNLV	90 62						
			57	H Boise St.	64 52		57	A Boise St.	64 72						
			328	A San Jose St.	70 56		27	H South Dakota St.	77 70						
			51	H New Mexico	75 78		91	H Idaho	64 61						
			206	A Utah St.	42 50		169	H Denver	78 74						

Non-Div I Games: Chadron St. 80 33 UC-Colo. Springs 98 37

Wyoming

Loss, Non-Conf, S Site, H Home A Away N Neutral

Average RPI Win:	218	WON-LOST	WINNING	LAST 10	STRENGTH OF	OPP. STRENGTH	TEAM	ADJ.	CONF.	ADJ CONF.
Average RPI Loss:	79	RECORD	PCT. RANK	GAMES	SCHEDULE	OF SCHEDULE	RPI	RPI	RPI	RPI
DIV. I ONLY	11- 11	159	0- 1	128	102	170	170	6	6	
DIV. I NON-CONF.	9- 2	43	0- 0	282	303	136	136	4	4	
TOTALS	RPI 1-25	RPI 26-50	W-L RECORDS	RPI 51-100	RPI 101-150	RPI 150+				
11- 11	0- 1	0- 3	OVERALL	0- 4	5- 3	6- 0				
9- 5	0- 1	0- 2	HOME	0- 0	3- 2	6- 0				
2- 6	0- 0	0- 1	AWAY	0- 4	2- 1	0- 0				
0- 0	0- 0	0- 0	NEUTRAL	0- 0	0- 0	0- 0				
9- 2	0- 0	0- 0	NON-CONFERENCE	0- 1	3- 1	6- 0				
8- 1	0- 0	0- 0	HOME	0- 0	2- 1	6- 0				
1- 1	0- 0	0- 0	AWAY	0- 1	1- 0	0- 0				
0- 0	0- 0	0- 0	NEUTRAL	0- 0	0- 0	0- 0				
2- 9	0- 1	0- 3	CONFERENCE	0- 3	2- 2	0- 0				
1- 4	0- 1	0- 2	HOME	0- 0	1- 1	0- 0				
1- 5	0- 0	0- 1	AWAY	0- 3	1- 1	0- 0				
0- 0	0- 0	0- 0	NEUTRAL	0- 0	0- 0	0- 0				

RPI 1-25				RPI 26-50				RPI 51-100				RPI 101+ Team's RPI: 170			
RPI	S	Opponent	Score	RPI	S	Opponent	Score	RPI	S	Opponent	Score	RPI	S	Opponent	Score
8	H	Marquette	44 90	36	H	DePaul	71 73	87	A	Cincinnati	61 79	104	A	Seton Hall	80 76
				37	A	Villanova	71 75	93	A	Georgetown	61 68	104	H	Seton Hall	63 62
				45	H	Butler	41 63	99	A	Creighton	62 66	109	A	Wake Forest	62 50
								100	A	Providence	58 71	116	H	Minnesota	53 78
												123	A	St. John's (NY)	41 70
												123	H	St. John's (NY)	57 76
												144	H	North Ala.	94 81
												150	H	Tennessee Tech	70 60
												235	H	Bowling Green	65 49
												236	H	Alabama St.	87 58
												311	H	Fairfield	48 35
												317	H	New Orleans	61 45
												346	H	Delaware St.	80 59
												347	H	Chicago St.	91 57
LAST 12 Division I GAMES:															
123	A	St. John's (NY)	41 70	45	H	Butler	41 63								
104	A	Seton Hall	80 76	104	H	Seton Hall	63 62								
36	H	DePaul	71 73	123	H	St. John's (NY)	57 76								
8	H	Marquette	44 90	37	A	Villanova	71 75								
100	A	Providence	58 71	93	A	Georgetown	61 68								
99	A	Creighton	62 66	317	H	New Orleans	61 45								

Non-Div I Games:

Xavier

■ Loss, 
■ Non-Conf, 
■ S Site, 
■ H Home 
■ A Away 
N Neutral

Average RPI Win:	234	WON-LOST	WINNING	LAST 10	STRENGTH OF	OPP. STRENGTH	TEAM	ADJ.	CONF.	ADJ CONF.
Average RPI Loss:	119	RECORD	PCT. RANK	GAMES	SCHEDULE	OF SCHEDULE	RPI	RPI	RPI	RPI
DIV. I ONLY	13- 6	80	1- 0	179	271	89	89	11	11	
DIV. I NON-CONF.	10- 5	91	1- 0	172	313	81	81	11	11	
TOTALS	RPI 1-25	RPI 26-50	W-L RECORDS	RPI 51-100	RPI 101-150	RPI 150+				
13- 6	0- 0	0- 0	OVERALL	1- 4	1- 1	11- 1				
6- 0	0- 0	0- 0	HOME	1- 0	0- 0	5- 0				
4- 6	0- 0	0- 0	AWAY	0- 4	1- 1	3- 1				
3- 0	0- 0	0- 0	NEUTRAL	0- 0	0- 0	3- 0				
10- 5	0- 0	0- 0	NON-CONFERENCE	0- 4	1- 1	9- 0				
3- 0	0- 0	0- 0	HOME	0- 0	0- 0	3- 0				
4- 5	0- 0	0- 0	AWAY	0- 4	1- 1	3- 0				
3- 0	0- 0	0- 0	NEUTRAL	0- 0	0- 0	3- 0				
3- 1	0- 0	0- 0	CONFERENCE	1- 0	0- 0	2- 1				
3- 0	0- 0	0- 0	HOME	1- 0	0- 0	2- 0				
0- 1	0- 0	0- 0	AWAY	0- 0	0- 0	0- 1				
0- 0	0- 0	0- 0	NEUTRAL	0- 0	0- 0	0- 0				

RPI 1-25				RPI 26-50				RPI 51-100				Team's RPI: 89		RPI 101+				
RPI	S	Opponent	Score	RPI	S	Opponent	Score	RPI	S	Opponent	Score			RPI	S	Opponent	Score	
								69	H	Harvard	65	62		123	A	St. John's (NY)	52	56
								70	A	SFA	57	67		125	A	Youngstown St.	58	56
								87	A	Cincinnati	52	66		191	N	Saint Louis	58	52
								97	A	Northern Ill.	80	89		221	N	Niagara	67	64
								100	A	Providence	42	59		227	H	Dartmouth	64	49
														228	H	Colgate	80	61
														230	N	N.C. A&T	59	49
														238	A	Brown	71	86
														238	H	Brown	84	72
														271	A	Vermont	58	55
														295	H	Central Conn. St.	58	46
														300	A	Army West Point	62	51
														322	H	Saint Peter's	72	56
														327	A	Wagner	74	41
LAST 12 Division I GAMES:																		
230	N	N.C. A&T	59	49	238	A	Brown	71	86									
70	A	SFA	57	67	191	N	Saint Louis	58	52									
221	N	Niagara	67	64	295	H	Central Conn. St.	58	46									
227	H	Dartmouth	64	49	300	A	Army West Point	62	51									
69	H	Harvard	65	62	271	A	Vermont	58	55									
238	H	Brown	84	72	123	A	St. John's (NY)	52	56									

Non-Div I Games:

Yale

■ Loss, 
 ■ Non-Conf, 
 ■ S Site, 
 ■ H Home 
 ■ A Away 
 N Neutral

Average RPI Win:	239	WON-LOST	WINNING	LAST 10	STRENGTH OF	OPP. STRENGTH	TEAM	ADJ.	CONF.	ADJ CONF.
Average RPI Loss:	97	RECORD	PCT. RANK	GAMES	SCHEDULE	OF SCHEDULE	RPI	RPI	RPI	RPI
DIV. I ONLY	15- 5	49	1- 0	278	210	125	125	21	21	
DIV. I NON-CONF.	6- 3	91	0- 0	90	223	68	68	17	17	
TOTALS	RPI 1-25	RPI 26-50	W-L RECORDS	RPI 51-100	RPI 101-150	RPI 150+				
15- 5	0- 0	0- 1	OVERALL	1- 3	3- 0	11- 1				
11- 1	0- 0	0- 0	HOME	1- 1	2- 0	8- 0				
4- 4	0- 0	0- 1	AWAY	0- 2	1- 0	3- 1				
0- 0	0- 0	0- 0	NEUTRAL	0- 0	0- 0	0- 0				
6- 3	0- 0	0- 1	NON-CONFERENCE	0- 2	2- 0	4- 0				
4- 1	0- 0	0- 0	HOME	0- 1	1- 0	3- 0				
2- 2	0- 0	0- 1	AWAY	0- 1	1- 0	1- 0				
0- 0	0- 0	0- 0	NEUTRAL	0- 0	0- 0	0- 0				
9- 2	0- 0	0- 0	CONFERENCE	1- 1	1- 0	7- 1				
7- 0	0- 0	0- 0	HOME	1- 0	1- 0	5- 0				
2- 2	0- 0	0- 0	AWAY	0- 1	0- 0	2- 1				
0- 0	0- 0	0- 0	NEUTRAL	0- 0	0- 0	0- 0				

RPI S	Opponent	Score	RPI S	Opponent	Score	RPI S	Opponent	Score	RPI S	Opponent	Score	Team's RPI: 125
46	A Bucknell	68 73	77	A Green Bay	42 60	130	A Pittsburgh	64 55				
			81	H Wright St.	83 68	134	H IUPUI	70 52				
			84	A Kent St.	34 62	142	H Akron	72 61				
			89	H Yale	56 58	190	A Milwaukee	68 71				
						208	H Saint Francis (PA)	80 56				
						214	H Robert Morris	69 59				
						232	H Loyola Chicago	74 63				
						277	H Cleveland St.	73 55				
						278	H Northern Ky.	77 66				
						284	A Canisius	62 36				
						309	A Oakland	69 55				
						309	H Oakland	76 61				
						330	H UIC	81 29				
						331	A Detroit Mercy	85 59				
						331	H Detroit Mercy	91 45				
LAST 12 Division I GAMES:												
331	H Detroit Mercy	91 45	190	A Milwaukee	68 71							
309	H Oakland	76 61	134	H IUPUI	70 52							
277	H Cleveland St.	73 55	330	H UIC	81 29							
278	H Northern Ky.	77 66	309	A Oakland	69 55							
81	H Wright St.	83 68	331	A Detroit Mercy	85 59							
77	A Green Bay	42 60	46	A Bucknell	68 73							

Non-Div I Games: Thiel 76 53 Carlow 90 31

Youngstown St.