

Average RPI Win:	307	WON-LOST	WINNING	LAST 10	STRENGTH OF	OPP. STRENGTH	TEAM	ADJ.	CONF.	ADJ CONF.
Average RPI Loss:	183	RECORD	PCT. RANK	GAMES	SCHEDULE	OF SCHEDULE	RPI	RPI	RPI	RPI

DIV. I ONLY	10- 8	141	7- 3	344	339	258	258	25	25
DIV. I NON-CONF.	3- 4	209	0- 0	252	349	251	251	25	25
TOTALS	RPI 1-25	RPI 26-50	W-L RECORDS	RPI 51-100	RPI 101-999	RPI 201+			
10- 8	0- 0	0- 0	OVERALL	0- 0	10- 8	10- 4			
5- 3	0- 0	0- 0	HOME	0- 0	5- 3	5- 0			
3- 5	0- 0	0- 0	AWAY	0- 0	3- 1	3- 1			
2- 0	0- 0	0- 0	NEUTRAL	0- 0	2- 0	2- 0			
3- 4	0- 0	0- 0	NON-CONFERENCE	0- 0	3- 4	3- 2			
1- 1	0- 0	0- 0	HOME	0- 0	1- 1	1- 0			
0- 3	0- 0	0- 0	AWAY	0- 0	0- 3	0- 2			
2- 0	0- 0	0- 0	NEUTRAL	0- 0	2- 0	2- 0			
7- 4	0- 0	0- 0	CONFERENCE	0- 0	7- 4	7- 2			
4- 2	0- 0	0- 0	HOME	0- 0	4- 2	4- 0			
3- 2	0- 0	0- 0	AWAY	0- 0	3- 2	3- 2			
0- 0	0- 0	0- 0	NEUTRAL	0- 0	0- 0	0- 0			

RPI 1-25	RPI 26-50	RPI 51-100	RPI 101+	Team's RPI: 258
RPI S Opponent Score	RPI S Opponent Score	RPI S Opponent Score	RPI S Opponent Score	
			109 H Lamar University	31 70
			110 H Rice	56 67
			122 A UTEP	49 69
			125 H Central Ark.	50 58
			214 A Abilene Christian	59 61
			221 A New Orleans	49 66
			237 A New Mexico St.	61 70
			244 H Nicholls St.	76 55
			262 N Prairie View	72 62
			286 H Southeastern La.	56 52
			313 A Incarnate Word	62 58
			318 H Houston Baptist	50 49
			319 A Northwestern St.	62 56
			323 A UTRGV	53 56
			323 H UTRGV	71 41
			332 A Sam Houston St.	67 57
			332 H Sam Houston St.	62 48
			342 N Florida A&M	58 55
LAST 12 Division I GAMES:				
			332 H Sam Houston St.	62 48
			313 A Incarnate Word	62 58
			286 H Southeastern La.	56 52
			318 H Houston Baptist	50 49
			214 A Abilene Christian	59 61
			244 H Nicholls St.	76 55
			221 A New Orleans	49 66
			332 A Sam Houston St.	67 57
			319 A Northwestern St.	62 56
			109 H Lamar University	31 70
			125 H Central Ark.	50 58
			110 H Rice	56 67

Non-Div I Games: Tex. A&M Int'l 53 34 St. Thomas Houston 72 42 McMurry 62 43 Texas Lutheran 87 56 A&M-Corpus Christi

Loss, Non-Conf, S Site, H Home A Away N Neutral

Average RPI Win:	280	WON-LOST	WINNING	LAST 10	STRENGTH OF	OPP. STRENGTH	TEAM	ADJ.	CONF.	ADJ CONF.
Average RPI Loss:	138	RECORD	PCT. RANK	GAMES	SCHEDULE	OF SCHEDULE	RPI	RPI	RPI	RPI
DIV. I ONLY	10- 8	141	6- 4	295	285	214	214	25	25	
DIV. I NON-CONF.	2- 4	239	0- 0	149	169	232	232	25	25	

TOTALS	RPI 1-25	RPI 26-50	W-L RECORDS	RPI 51-100	RPI 101-999	RPI 201+				
10- 8	0- 0	0- 1	OVERALL	0- 1	10- 6	9- 2				
7- 1	0- 0	0- 1	HOME	0- 0	7- 0	6- 0				
2- 6	0- 0	0- 0	AWAY	0- 1	2- 5	2- 2				
1- 1	0- 0	0- 0	NEUTRAL	0- 0	1- 1	1- 0				
2- 4	0- 0	0- 1	NON-CONFERENCE	0- 1	2- 2	1- 1				
1- 1	0- 0	0- 1	HOME	0- 0	1- 0	0- 0				
0- 2	0- 0	0- 0	AWAY	0- 1	0- 1	0- 1				
1- 1	0- 0	0- 0	NEUTRAL	0- 0	1- 1	1- 0				
8- 4	0- 0	0- 0	CONFERENCE	0- 0	8- 4	8- 1				
6- 0	0- 0	0- 0	HOME	0- 0	6- 0	6- 0				
2- 4	0- 0	0- 0	AWAY	0- 0	2- 4	2- 1				
0- 0	0- 0	0- 0	NEUTRAL	0- 0	0- 0	0- 0				

RPI	S	Opponent	Score	RPI	S	Opponent	Score	RPI	S	Opponent	Score	RPI	S	Opponent	Score	Team's RPI: 214
38	H	FGCU	55	94	88	A	Arkansas	65	79	109	A	Lamar University	71	77		
										123	A	SFA	55	66		
										125	A	Central Ark.	45	63		
										161	N	Radford	65	71		
										162	H	Idaho	82	72		
										215	A	SMU	44	65		
										221	H	New Orleans	80	70		
										244	A	Nicholls St.	60	81		
										258	H	A&M-Corpus Christi	61	59		
										261	A	McNeese	80	75		
										286	H	Southeastern La.	86	80		
										312	N	Old Dominion	74	60		
										318	H	Houston Baptist	80	68		
										319	H	Northwestern St.	80	41		
										332	A	Sam Houston St.	75	72		
										332	H	Sam Houston St.	83	65		
LAST 12 Division I GAMES:																
244	A	Nicholls St.	60	81	319	H	Northwestern St.	80	41							
332	A	Sam Houston St.	75	72	318	H	Houston Baptist	80	68							
109	A	Lamar University	71	77	286	H	Southeastern La.	86	80							
258	H	A&M-Corpus Christi	61	59	261	A	McNeese	80	75							
125	A	Central Ark.	45	63	332	H	Sam Houston St.	83	65							
123	A	SFA	55	66	221	H	New Orleans	80	70							

Non-Div I Games: Schreiner 97 48 Southwest (NM) 91 47 Howard Payne 88 46 Midwestern St. 88 67 Abilene Christian

Average RPI Win:	273	WON-LOST	WINNING	LAST 10	STRENGTH OF	OPP. STRENGTH	TEAM	ADJ.	CONF.	ADJ CONF.
Average RPI Loss:	157	RECORD	PCT. RANK	GAMES	SCHEDULE	OF SCHEDULE	RPI	RPI	RPI	RPI
DIV. I ONLY	2- 19	335	2- 8	117	203	306	306	16	16	
DIV. I NON-CONF.	0- 10	337	0- 1	85	289	308	308	14	14	

TOTALS	RPI 1-25	RPI 26-50	W-L RECORDS	RPI 51-100	RPI 101-999	RPI 201+				
2- 19	0- 1	0- 0	OVERALL	0- 3	2- 15	2- 3				
2- 9	0- 1	0- 0	HOME	0- 1	2- 7	2- 1				
0- 10	0- 0	0- 0	AWAY	0- 2	0- 8	0- 2				
0- 0	0- 0	0- 0	NEUTRAL	0- 0	0- 0	0- 0				
0- 10	0- 1	0- 0	NON-CONFERENCE	0- 1	0- 8	0- 2				
0- 5	0- 1	0- 0	HOME	0- 0	0- 4	0- 0				
0- 5	0- 0	0- 0	AWAY	0- 1	0- 4	0- 2				
0- 0	0- 0	0- 0	NEUTRAL	0- 0	0- 0	0- 0				
2- 9	0- 0	0- 0	CONFERENCE	0- 2	2- 7	2- 1				
2- 4	0- 0	0- 0	HOME	0- 1	2- 3	2- 1				
0- 5	0- 0	0- 0	AWAY	0- 1	0- 4	0- 0				
0- 0	0- 0	0- 0	NEUTRAL	0- 0	0- 0	0- 0				

RPI 1-25				RPI 26-50				RPI 51-100				RPI 101+ Team's RPI: 306			
RPI	S	Opponent	Score	RPI	S	Opponent	Score	RPI	S	Opponent	Score	RPI	S	Opponent	Score
4	H	Louisville	50 62					82	H	New Mexico	59 88	118	A	Colorado St.	50 61
								84	A	Navy	64 71	118	H	Colorado St.	39 40
								92	A	UNLV	57 69	135	H	Colorado	43 68
												139	A	Fresno St.	48 64
												139	H	Fresno St.	58 64
												141	A	Weber St.	52 62
												142	A	SIUE	40 76
												174	A	Boise St.	46 49
												178	H	Army West Point	59 65
												187	A	Nevada	60 70
												194	H	Eastern Wash.	63 65
												195	H	Denver	54 75
												250	H	San Jose St.	74 75
												253	H	San Diego St.	61 51
												292	H	Utah St.	57 50
												294	A	FIU	69 70
												309	A	Utah Valley	56 59

LAST 12 Division I GAMES:															
118	A	Colorado St.	50 61	250	H	San Jose St.	74 75								
253	H	San Diego St.	61 51	92	A	UNLV	57 69								
139	A	Fresno St.	48 64	187	A	Nevada	60 70								
174	A	Boise St.	46 49	139	H	Fresno St.	58 64								
292	H	Utah St.	57 50	82	H	New Mexico	59 88								
118	H	Colorado St.	39 40	4	H	Louisville	50 62								

Non-Div I Games: Colo. Christian 66 68

Air Force

Loss,
Non-Conf, S Site,
H Home
A Away
N Neutral

Average RPI Win: 241

Average RPI Loss: 76

WON-LOST
RECORDWINNING
PCT. RANKLAST 10
GAMESSTRENGTH OF
SCHEDULEOPP. STRENGTH
OF SCHEDULETEAM
RPIADJ.
RPICONF.
RPIADJ CONF.
RPIDIV. I ONLY
DIV. I NON-CONF.6- 16
5- 5285
1701- 9
0- 042
95112
253222
175222
1757
87
8

TOTALS

RPI 1-25

RPI 26-50

W-L RECORDS

RPI 51-100

RPI 101-999

RPI 201+

6- 16

0- 2

0- 4

OVERALL

0- 5

6- 5

4- 0

5- 8

0- 2

0- 3

HOME

0- 0

5- 3

4- 0

0- 7

0- 0

0- 1

AWAY

0- 4

0- 2

0- 0

1- 1

0- 0

0- 0

NEUTRAL

0- 1

1- 0

0- 0

5- 5

0- 1

0- 1

NON-CONFERENCE

0- 2

5- 1

4- 0

4- 2

0- 1

0- 1

HOME

0- 0

4- 0

4- 0

0- 2

0- 0

0- 0

AWAY

0- 1

0- 1

0- 0

1- 1

0- 0

0- 0

NEUTRAL

0- 1

1- 0

0- 0

1- 11

0- 1

0- 3

CONFERENCE

0- 3

1- 4

0- 0

1- 6

0- 1

0- 2

HOME

0- 0

1- 3

0- 0

0- 5

0- 0

0- 1

AWAY

0- 3

0- 1

0- 0

0- 0

0- 0

0- 0

NEUTRAL

0- 0

0- 0

0- 0

RPI 1-25

RPI 26-50

RPI 51-100

RPI 101+

Team's RPI: 222

RPI	S	Opponent	Score
15	H	Maryland	54 75
23	H	Buffalo	66 89

RPI	S	Opponent	Score
27	H	Central Mich.	86 95
38	H	FGCU	63 82
42	A	Ball St.	65 97
42	H	Ball St.	61 74

RPI	S	Opponent	Score
55	A	Duquesne	60 66
65	A	Tol edo	54 60
71	N	Harvard	63 76
80	A	Ohio	67 70
87	A	Mi ami (OH)	67 75

RPI	S	Opponent	Score
106	A	Western Mi ch.	60 76
106	H	Western Mi ch.	51 59
130	H	Northern Ill.	61 84
133	A	Bucknell	52 63
136	H	Kent St.	75 60
142	N	SIUE	59 58
198	H	Bowling Green	64 66
228	H	Youngstown St.	75 58
286	H	Southeastern La.	66 54
314	H	Eastern Ky.	62 45
339	H	Winthrop	69 43

LAST 12 Division I GAMES:

130	H	Northern Ill.	61 84	87	A	Mi ami (OH)	67 75
106	A	Western Mi ch.	60 76	198	H	Bowling Green	64 66
42	A	Ball St.	65 97	42	H	Ball St.	61 74
136	H	Kent St.	75 60	80	A	Ohio	67 70
106	H	Western Mi ch.	51 59	65	A	Tol edo	54 60
27	H	Central Mich.	86 95	23	H	Buffalo	66 89

Non-Div I Games: Ohio Christian 93 33

Akron

■ Loss,
 ■ Non-Conf, S Site,
 ■ Home
 ■ Away
 N Neutral

Average RPI Win:	193	WON-LOST	WINNING	LAST 10	STRENGTH OF	OPP. STRENGTH	TEAM	ADJ.	CONF.	ADJ CONF.
Average RPI Loss:	54	RECORD	PCT. RANK	GAMES	SCHEDULE	OF SCHEDULE	RPI	RPI	RPI	RPI
DIV. I ONLY	14- 9	115	4- 6	96	82	99	99	2	2	
DIV. I NON-CONF.	10- 3	51	2- 0	195	281	87	87	2	2	

TOTALS	RPI 1-25	RPI 26-50	W-L RECORDS	RPI 51-100	RPI 101-999	RPI 201+				
14- 9	1- 4	0- 0	OVERALL	3- 3	10- 2	7- 0				
10- 3	1- 2	0- 0	HOME	2- 1	7- 0	5- 0				
4- 4	0- 1	0- 0	AWAY	1- 1	3- 2	2- 0				
0- 2	0- 1	0- 0	NEUTRAL	0- 1	0- 0	0- 0				
10- 3	0- 1	0- 0	NON-CONFERENCE	2- 2	8- 0	7- 0				
8- 0	0- 0	0- 0	HOME	2- 0	6- 0	5- 0				
2- 1	0- 0	0- 0	AWAY	0- 1	2- 0	2- 0				
0- 2	0- 1	0- 0	NEUTRAL	0- 1	0- 0	0- 0				
4- 6	1- 3	0- 0	CONFERENCE	1- 1	2- 2	0- 0				
2- 3	1- 2	0- 0	HOME	0- 1	1- 0	0- 0				
2- 3	0- 1	0- 0	AWAY	1- 0	1- 2	0- 0				
0- 0	0- 0	0- 0	NEUTRAL	0- 0	0- 0	0- 0				

RPI 1-25				RPI 26-50				RPI 51-100 Team's RPI: 99				RPI 101+			
RPI	S	Opponent	Score	RPI	S	Opponent	Score	RPI	S	Opponent	Score	RPI	S	Opponent	Score
3	A	Mississippi St.	61 75					63	A	TCU	67 88	105	A	Auburn	60 69
16	H	Texas A&M	54 73					68	N	Elon	55 60	108	A	Kentucky	54 79
18	H	Missouri	56 62					85	H	Utah	65 60	118	H	Missouri St.	65 61
19	N	NC State	49 68					88	A	Arkansas	83 76	121	H	Vanderbilt	77 75
24	H	LSU	65 51					88	H	Arkansas	66 74	172	A	Florida	63 54
								98	H	Jacksonville	75 60	215	H	SMU	59 44
												243	H	Grambling	73 49
												268	A	Lipscomb	73 51
												304	H	Alabama A&M	90 32
												307	H	Murray St.	68 47
												321	A	Ga. Southern	84 36
												342	H	Florida A&M	91 55

LAST 12 Division I GAMES:															
88	H	Arkansas	66 74	24	H	LSU	65 51	88	A	Arkansas	83 76				
105	A	Auburn	60 69					172	A	Florida	63 54				
108	A	Kentucky	54 79					18	H	Missouri	56 62				
121	H	Vanderbilt	77 75					342	H	Florida A&M	91 55				
16	H	Texas A&M	54 73					307	H	Murray St.	68 47				
3	A	Mississippi St.	61 75												

Non-Div I Games:

Alabama

Loss,
Non-Conf, S Site, H Home
A Away
N Neutral

Alabama A&M		Average RPI Win: 323	WON-LOST RECORD	WINNING PCT. RANK	LAST 10 GAMES	STRENGTH OF SCHEDULE	OPP. STRENGTH OF SCHEDULE	TEAM RPI	ADJ. RPI	CONF. RPI	ADJ. CONF. RPI
Average RPI Loss: 219											
DIV. I ONLY	9- 13	222	4- 6	347	345	304	304	32	32		
DIV. I NON-CONF.	5- 6	187	0- 1	304	338	244	244	32	32		

TOTALS	RPI 1-25	RPI 26-50	W-L RECORDS	RPI 51-100	RPI 101-999	RPI 201+					
9- 13	0- 0	0- 0	OVERALL	0- 2	9- 11	9- 8					
4- 3	0- 0	0- 0	HOME	0- 0	4- 3	4- 3					
5- 9	0- 0	0- 0	AWAY	0- 0	5- 6	5- 5					
0- 1	0- 0	0- 0	NEUTRAL	0- 0	0- 1	0- 0					
5- 6	0- 0	0- 0	NON-CONFERENCE	0- 2	5- 4	5- 2					
2- 1	0- 0	0- 0	HOME	0- 0	2- 1	2- 1					
3- 4	0- 0	0- 0	AWAY	0- 2	3- 2	3- 1					
0- 1	0- 0	0- 0	NEUTRAL	0- 0	0- 1	0- 0					
4- 7	0- 0	0- 0	CONFERENCE	0- 0	4- 7	4- 6					
2- 2	0- 0	0- 0	HOME	0- 0	2- 2	2- 2					
2- 5	0- 0	0- 0	AWAY	0- 0	2- 5	2- 4					
0- 0	0- 0	0- 0	NEUTRAL	0- 0	0- 0	0- 0					

RPI 1-25				RPI 26-50				RPI 51-100				RPI 101+				Team's RPI: 304	
RPI	S	Opponent	Score	RPI	S	Opponent	Score	RPI	S	Opponent	Score	RPI	S	Opponent	Score		
								72	A	UAB	58	85	157	N	Hartford	47	56
								99	A	Al abama	32	90	165	A	Southern U.	62	77
												175	A	Jacksonville St.	33	49	
												229	H	Austin Peay	52	55	
												243	A	Grambl ing	49	78	
												249	H	Texas Southern	49	55	
												262	H	Prai rie Vi ew	48	55	
												268	A	Lip scomb	50	66	
												277	A	Al corn	52	57	
												286	A	Southeastern La.	76	74	
												294	A	FIU	58	51	
												307	H	Murray St.	71	54	
												308	A	Jackson St.	43	59	
												320	A	Al abama St.	78	69	
												336	A	Tennessee St.	77	75	
												337	A	Ark. -Pi ne Bl uff	48	57	
												337	H	Ark. -Pi ne Bl uff	52	49	
												341	A	Mi ssi ssi ppi Val .	57	49	
												341	H	Mi ssi ssi ppi Val .	65	48	
												348	H	Evansvi lle	70	56	

LAST 12 Di vi si on I GAMES:																	
341	A	Mi ssi ssi ppi Val .	57	49	320	A	Al abama St.	78	69								
337	A	Ark. -Pi ne Bl uff	48	57	341	H	Mi ssi ssi ppi Val .	65	48								
262	H	Prai rie Vi ew	48	55	337	H	Ark. -Pi ne Bl uff	52	49								
249	H	Texas Southern	49	55	308	A	Jackson St.	43	59								
165	A	Southern U.	62	77	243	A	Grambl ing	49	78								
277	A	Al corn	52	57	268	A	Li p scomb	50	66								

Non-Div I Games:

Alabama A&M

Loss,
Non-Conf,
S Site,
H Home
A Away
N Neutral

Average RPI Win:	324	WON-LOST	WINNING	LAST 10	STRENGTH OF	OPP. STRENGTH	TEAM	ADJ.	CONF.	ADJ CONF.
Average RPI Loss:	174	RECORD	PCT. RANK	GAMES	SCHEDULE	OF SCHEDULE	RPI	RPI	RPI	RPI
DIV. I ONLY	5- 16	303	4- 6	274	331	320	320	32	32	
DIV. I NON-CONF.	1- 9	318	0- 0	30	195	250	250	32	32	

TOTALS	RPI 1-25	RPI 26-50	W-L RECORDS	RPI 51-100	RPI 101-999	RPI 201+				
5- 16	0- 2	0- 0	OVERALL	0- 2	5- 12	5- 6				
4- 4	0- 0	0- 0	HOME	0- 0	4- 4	4- 2				
1- 11	0- 2	0- 0	AWAY	0- 2	1- 7	1- 4				
0- 1	0- 0	0- 0	NEUTRAL	0- 0	0- 1	0- 0				
1- 9	0- 2	0- 0	NON-CONFERENCE	0- 2	1- 5	1- 0				
1- 2	0- 0	0- 0	HOME	0- 0	1- 2	1- 0				
0- 6	0- 2	0- 0	AWAY	0- 2	0- 2	0- 0				
0- 1	0- 0	0- 0	NEUTRAL	0- 0	0- 1	0- 0				
4- 7	0- 0	0- 0	CONFERENCE	0- 0	4- 7	4- 6				
3- 2	0- 0	0- 0	HOME	0- 0	3- 2	3- 2				
1- 5	0- 0	0- 0	AWAY	0- 0	1- 5	1- 4				
0- 0	0- 0	0- 0	NEUTRAL	0- 0	0- 0	0- 0				

RPI 1-25				RPI 26-50				RPI 51-100				RPI 101+ Team's RPI: 320			
RPI	S	Opponent	Score	RPI	S	Opponent	Score	RPI	S	Opponent	Score	RPI	S	Opponent	Score
11	A	Tennessee	51 104					51	A	Miami (FL)	31 79	102	H	South Ala.	47 59
21	A	South Carolina	31 99					72	A	UAB	44 61	123	N	SFA	50 77
												163	A	Southern Miss.	35 72
												165	A	Southern U.	58 66
												166	A	Samford	39 58
												193	H	Troy	63 93
												243	A	Grambling	71 93
												249	H	Texas Southern	39 71
												262	H	Prairie View	70 68
												277	A	Alcorn	41 73
												304	H	Alabama A&M	69 78
												308	A	Jackson St.	61 70
												337	A	Ark. -Pine Bluff	53 55
												337	H	Ark. -Pine Bluff	63 54
												340	H	Savannah St.	81 61
												341	A	Mississippi Val.	70 62
												341	H	Mississippi Val.	76 41

LAST 12 Division I GAMES:															
337	A	Ark. -Pine Bluff	53 55	304	H	Alabama A&M	69 78								
341	A	Mississippi Val.	70 62	337	H	Ark. -Pine Bluff	63 54								
249	H	Texas Southern	39 71	341	H	Mississippi Val.	76 41								
262	H	Prairie View	70 68	243	A	Grambling	71 93								
277	A	Alcorn	41 73	308	A	Jackson St.	61 70								
165	A	Southern U.	58 66	72	A	UAB	44 61								

Non-Div I Games: Mobile 61 50

Alabama St.

Loss,
Non-Conf,
S Site,
H Home
A Away
N Neutral

Average RPI Win:	221	WON-LOST	WINNING	LAST 10	STRENGTH OF	OPP. STRENGTH	TEAM	ADJ.	CONF.	ADJ CONF.
Average RPI Loss:	103	RECORD	PCT. RANK	GAMES	SCHEDULE	OF SCHEDULE	RPI	RPI	RPI	RPI
DIV. I ONLY	20- 4	14	9- 1	225	227	74	74	20	20	
DIV. I NON-CONF.	11- 2	22	1- 0	198	165	53	53	24	24	

TOTALS	RPI 1-25	RPI 26-50	W-L RECORDS	RPI 51-100	RPI 101-999	RPI 201+				
20- 4	0- 1	0- 0	OVERALL	2- 1	18- 2	12- 0				
10- 1	0- 0	0- 0	HOME	2- 1	8- 0	5- 0				
8- 3	0- 1	0- 0	AWAY	0- 0	8- 2	7- 0				
2- 0	0- 0	0- 0	NEUTRAL	0- 0	2- 0	0- 0				
11- 2	0- 1	0- 0	NON-CONFERENCE	1- 1	10- 0	6- 0				
4- 1	0- 0	0- 0	HOME	1- 1	3- 0	2- 0				
5- 1	0- 1	0- 0	AWAY	0- 0	5- 0	4- 0				
2- 0	0- 0	0- 0	NEUTRAL	0- 0	2- 0	0- 0				
9- 2	0- 0	0- 0	CONFERENCE	1- 0	8- 2	6- 0				
6- 0	0- 0	0- 0	HOME	1- 0	5- 0	3- 0				
3- 2	0- 0	0- 0	AWAY	0- 0	3- 2	3- 0				
0- 0	0- 0	0- 0	NEUTRAL	0- 0	0- 0	0- 0				

RPI 1-25				RPI 26-50				RPI 51-100				RPI 101+			
RPI	S	Opponent	Score	RPI	S	Opponent	Score	RPI	S	Opponent	Score	RPI	S	Opponent	Score
15	A	Maryland	58 91					58	H	St. John's (NY)	66 71	112	H	Dartmouth	76 61
								73	H	Maine	68 54	130	N	Northern Ill.	97 91
								75	H	Fordham	59 52	144	N	Southern Ill.	68 57
												145	H	Binghamton	63 46
												157	A	Hartford	55 70
												183	A	New Hampshire	68 74
												183	H	New Hampshire	66 53
												199	A	Siena	78 63
												208	A	Stony Brook	72 68
												208	H	Stony Brook	64 58
												235	A	Holy Cross	65 56
												238	H	St. Bonaventure	69 52
												252	A	Manhattan	62 56
												288	H	Vermont	67 55
												291	A	Central Conn. St.	72 60
												298	A	Monmouth	68 44
												324	H	Wagner	89 44
												327	A	UMBC	78 75
												347	A	UMass Lowell	61 52
												347	H	UMass Lowell	93 60

LAST 12 Division I GAMES:															
347	H	UMass Lowell	93 60	145	H	Binghamton	63 46								
183	A	New Hampshire	68 74	73	H	Maine	68 54								
208	H	Stony Brook	64 58	208	A	Stony Brook	72 68								
288	H	Vermont	67 55	183	H	New Hampshire	66 53								
327	A	UMBC	78 75	157	A	Hartford	55 70								
347	A	UMass Lowell	61 52	112	H	Dartmouth	76 61								

Non-Div I Games:

Albany (NY)

■ Loss,
 ■ Non-Conf, S Site,
 ■ Home
 ■ Away
 N Neutral

Average RPI Win: 308

Average RPI Loss: 202

WON-LOST
RECORDWINNING
PCT. RANKLAST 10
GAMESSTRENGTH OF
SCHEDULEOPP. STRENGTH
OF SCHEDULETEAM
RPIADJ.
RPICONF.
RPIADJ CONF.
RPIDIV. I ONLY
DIV. I NON-CONF.6- 13
1- 7273
3104- 6
0- 1286
129349
324277
268277
26832
3232
32

TOTALS

RPI 1-25

RPI 26-50

W-L RECORDS

RPI 51-100

RPI 101-999

RPI 201+

6- 13

0- 0

0- 0

OVERALL

0- 0

6- 13

6- 6

2- 2

0- 0

0- 0

HOME

0- 0

2- 2

2- 2

4- 9

0- 0

0- 0

AWAY

0- 0

4- 4

4- 2

0- 2

0- 0

0- 0

NEUTRAL

0- 0

0- 2

0- 1

1- 7

0- 0

0- 0

NON-CONFERENCE

0- 0

1- 7

1- 1

0- 0

0- 0

0- 0

HOME

0- 0

0- 0

0- 0

1- 5

0- 0

0- 0

AWAY

0- 0

1- 5

1- 0

0- 2

0- 0

0- 0

NEUTRAL

0- 0

0- 2

0- 1

5- 6

0- 0

0- 0

CONFERENCE

0- 0

5- 6

5- 5

2- 2

0- 0

0- 0

HOME

0- 0

2- 2

2- 2

3- 4

0- 0

0- 0

AWAY

0- 0

3- 4

3- 3

0- 0

0- 0

0- 0

NEUTRAL

0- 0

0- 0

0- 0

RPI 1-25

RPI 26-50

RPI 51-100

RPI 101+

Team's RPI: 277

RPI S Opponent Score

RPI S Opponent Score

RPI S Opponent Score

RPI S Opponent Score

123	N	SFA	79	83
125	A	Central Ark.	52	75
150	A	Louisiana	47	67
163	A	Southern Miss.	67	72
165	A	Southern U.	56	64
168	A	Wichita St.	46	87
173	A	Louisiana Tech	50	87
205	N	Oral Roberts	52	76
243	A	Grambling	51	68
243	H	Grambling	68	75
249	A	Texas Southern	57	91
262	A	Prairie View	73	72
286	A	Southeastern La.	84	77
304	H	Alabama A&M	57	52
308	A	Jackson St.	69	94
308	H	Jackson St.	51	74
320	H	Alabama St.	73	41
337	A	Ark. -Pine Bluff	80	77
341	A	Mississippi Val.	76	70

LAST 12 Division I GAMES:

243	A	Grambling	51	68	341	A	Mississippi Val.	76	70
308	A	Jackson St.	69	94	243	H	Grambling	68	75
165	A	Southern U.	56	64	308	H	Jackson St.	51	74
320	H	Alabama St.	73	41	249	A	Texas Southern	57	91
304	H	Alabama A&M	57	52	262	A	Prairie View	73	72
337	A	Ark. -Pine Bluff	80	77	173	A	Louisiana Tech	50	87

Non-Div I Games:

Tougaloo

76 64

Blue Mountain (MS) 76

35

LeMoyne-Owen

81 54

Alcorn

Loss, Non-Conf, S Site, H Home A Away N Neutral

Average RPI Win: 208	WON-LOST RECORD	WINNING PCT. RANK	LAST 10 GAMES	STRENGTH OF SCHEDULE	OPP. STRENGTH OF SCHEDULE	TEAM RPI	ADJ. RPI	CONF. RPI	ADJ CONF. RPI
Average RPI Loss: 89									
DIV. I ONLY	19- 4	16	10- 0	227	151	67	67	15	15
DIV. I NON-CONF.	7- 4	102	0- 0	221	130	104	104	18	18

TOTALS	RPI 1-25	RPI 26-50	W-L RECORDS	RPI 51-100	RPI 101-999	RPI 201+			
19- 4	0- 0	0- 1	OVERALL	2- 1	17- 2	11- 0			
11- 0	0- 0	0- 0	HOME	2- 0	9- 0	5- 0			
8- 3	0- 0	0- 0	AWAY	0- 1	8- 2	6- 0			
0- 1	0- 0	0- 1	NEUTRAL	0- 0	0- 0	0- 0			
7- 4	0- 0	0- 1	NON-CONFERENCE	1- 1	6- 2	4- 0			
4- 0	0- 0	0- 0	HOME	1- 0	3- 0	2- 0			
3- 3	0- 0	0- 0	AWAY	0- 1	3- 2	2- 0			
0- 1	0- 0	0- 1	NEUTRAL	0- 0	0- 0	0- 0			
12- 0	0- 0	0- 0	CONFERENCE	1- 0	11- 0	7- 0			
7- 0	0- 0	0- 0	HOME	1- 0	6- 0	3- 0			
5- 0	0- 0	0- 0	AWAY	0- 0	5- 0	4- 0			
0- 0	0- 0	0- 0	NEUTRAL	0- 0	0- 0	0- 0			

American

American

RPI S Opponent	Score	RPI S Opponent	Score	RPI S Opponent	Score	RPI S Opponent	Score
		26 N Villanova	60 65	79 H Penn St.	75 66	111 A George Mason	53 71
				84 H Navy	46 41	126 A Delaware	56 72
				94 A George Washington	44 61	133 H Bucknel I	68 58
						160 H Lehigh	82 64
						178 A Army West Point	64 46
						178 H Army West Point	71 63
						186 A Tulsa	72 67
						195 H Denver	66 53
						206 H Boston U.	66 50
						224 A Loyol a Maryl and	71 58
						224 H Loyol a Maryl and	69 56
						225 H La Salle	66 48
						228 H Youngstown St.	78 72
						235 A Holy Cross	68 63
						245 A Lafayette	74 67
						276 A Colgate	77 55
						276 H Colgate	67 44
						288 A Vermont	64 62
						327 A UMBC	61 48
LAST 12 Division I GAMES:							
224 H Loyol a Maryl and	69 56	160 H Lehigh	82 64				
178 H Army West Point	71 63	224 A Loyol a Maryl and	71 58				
276 H Colgate	67 44	178 A Army West Point	64 46				
235 A Holy Cross	68 63	84 H Navy	46 41				
245 A Lafayette	74 67	276 A Colgate	77 55				
206 H Boston U.	66 50	133 H Bucknel I	68 58				

Non-Div I Games:

American

Average RPI Win:	295	WON-LOST	WINNING	LAST 10	STRENGTH OF	OPP. STRENGTH	TEAM	ADJ.	CONF.	ADJ CONF.
Average RPI Loss:	149	RECORD	PCT. RANK	GAMES	SCHEDULE	OF SCHEDULE	RPI	RPI	RPI	RPI
DIV. I ONLY	6- 17	292	4- 6	192	241	270	270	23	23	
DIV. I NON-CONF.	2- 9	295	0- 0	178	202	265	265	23	23	

TOTALS	RPI 1-25	RPI 26-50	W-L RECORDS	RPI 51-100	RPI 101-999	RPI 201+				
6- 17	0- 0	0- 0	OVERALL	0- 2	6- 15	6- 2				
3- 7	0- 0	0- 0	HOME	0- 2	3- 5	3- 0				
3- 10	0- 0	0- 0	AWAY	0- 0	3- 5	3- 1				
0- 0	0- 0	0- 0	NEUTRAL	0- 0	0- 0	0- 0				
2- 9	0- 0	0- 0	NON-CONFERENCE	0- 2	2- 7	2- 2				
0- 4	0- 0	0- 0	HOME	0- 2	0- 2	0- 0				
2- 5	0- 0	0- 0	AWAY	0- 0	2- 5	2- 2				
0- 0	0- 0	0- 0	NEUTRAL	0- 0	0- 0	0- 0				
4- 8	0- 0	0- 0	CONFERENCE	0- 0	4- 8	4- 0				
3- 3	0- 0	0- 0	HOME	0- 0	3- 3	3- 0				
1- 5	0- 0	0- 0	AWAY	0- 0	1- 5	1- 0				
0- 0	0- 0	0- 0	NEUTRAL	0- 0	0- 0	0- 0				

RPI 1-25				RPI 26-50				RPI 51-100				RPI 101+				Team's RPI: 270
RPI	S	Opponent	Score	RPI	S	Opponent	Score	RPI	S	Opponent	Score	RPI	S	Opponent	Score	
								62	H	Georgia Tech	41 75	101	A	North Carolina	43 56	
								72	H	UAB	59 70	102	A	South Ala.	52 54	
												104	A	Wake Forest	49 78	
												132	H	Little Rock	40 52	
												143	H	ETSU	57 70	
												148	A	Texas St.	50 92	
												148	H	Texas St.	54 69	
												150	A	Louisiana	45 61	
												155	H	Davison	57 59	
												161	A	Radford	40 61	
												193	A	Troy	74 81	
												197	A	UT Arlington	48 49	
												197	H	UT Arlington	60 64	
												212	H	Arkansas St.	68 66	
												226	A	N.C. A&T	56 81	
												248	A	UNC Asheville	60 69	
												260	A	Col. of Charleston	76 70	
												315	H	Georgia St.	77 62	
												321	H	Ga. Southern	87 56	
												330	A	Marshall	56 54	
												333	A	La.-Monroe	71 67	
LAST 12 Division I GAMES:																
				148	A	Texas St.	50 92	321	H	Ga. Southern	87 56					
				197	A	UT Arlington	48 49	315	H	Georgia St.	77 62					
				212	H	Arkansas St.	68 66	333	A	La.-Monroe	71 67					
				132	H	Little Rock	40 52	150	A	Louisiana	45 61					
				102	A	South Ala.	52 54	197	H	UT Arlington	60 64					
				193	A	Troy	74 81	148	H	Texas St.	54 69					

Non-Div I Games:

Appalachian St.

Average RPI Win:	246	WON-LOST	WINNING	LAST 10	STRENGTH OF	OPP. STRENGTH	TEAM	ADJ.	CONF.	ADJ CONF.
Average RPI Loss:	124	RECORD	PCT. RANK	GAMES	SCHEDULE	OF SCHEDULE	RPI	RPI	RPI	RPI
DIV. I ONLY	6- 17	292	2- 8	243	67	282	282	4	4	
DIV. I NON-CONF.	4- 7	226	0- 0	343	268	340	340	3	3	

TOTALS	RPI 1-25	RPI 26-50	W-L RECORDS	RPI 51-100	RPI 101-999	RPI 201+				
6- 17	0- 3	0- 3	OVERALL	0- 4	6- 7	4- 4				
5- 7	0- 1	0- 1	HOME	0- 2	5- 3	3- 3				
1- 9	0- 2	0- 2	AWAY	0- 1	1- 4	1- 1				
0- 1	0- 0	0- 0	NEUTRAL	0- 1	0- 0	0- 0				
4- 7	0- 0	0- 0	NON-CONFERENCE	0- 1	4- 6	4- 4				
3- 3	0- 0	0- 0	HOME	0- 0	3- 3	3- 3				
1- 3	0- 0	0- 0	AWAY	0- 0	1- 3	1- 1				
0- 1	0- 0	0- 0	NEUTRAL	0- 1	0- 0	0- 0				
2- 10	0- 3	0- 3	CONFERENCE	0- 3	2- 1	0- 0				
2- 4	0- 1	0- 1	HOME	0- 2	2- 0	0- 0				
0- 6	0- 2	0- 2	AWAY	0- 1	0- 1	0- 0				
0- 0	0- 0	0- 0	NEUTRAL	0- 0	0- 0	0- 0				

RPI 1-25				RPI 26-50				RPI 51-100				RPI 101+ Team's RPI: 282			
RPI	S	Opponent	Score	RPI	S	Opponent	Score	RPI	S	Opponent	Score	RPI	S	Opponent	Score
7	A	Oregon	44 62	36	A	Cal i forni a	39 63	63	N	TCU	59 68	135	A	Col orado	60 79
12	A	Stanford	42 79	36	H	Cal i forni a	51 53	83	H	Washing ton St.	60 78	135	H	Col orado	72 63
12	H	Stanford	46 61	49	A	Oregon St.	48 88	85	A	Utah	55 89	159	A	Loyol a Marymount	70 84
								85	H	Utah	56 80	169	H	Washing ton	72 70
												184	A	CSUN	63 66
												237	H	New Mexico St.	83 44
												253	H	San Diego St.	67 78
												255	H	Hawai i	60 65
												292	A	Utah St.	65 49
												302	H	Southern Utah	76 74
												325	A	Northern Ari z.	66 84
												335	H	Long Beach St.	72 80
												338	H	Iona	71 58

LAST 12 Di vi si on I GAMES:															
169	H	Washington	72 70	49	A	Oregon St.	48 88								
83	H	Washington St.	60 78	7	A	Oregon	44 62								
12	A	Stanford	42 79	36	H	Cal i forni a	51 53								
36	A	Cal i forni a	39 63	12	H	Stanford	46 61								
85	H	Utah	56 80	135	A	Col orado	60 79								
135	H	Col orado	72 63	85	A	Utah	55 89								

Non-Di v I Games:

Ari zona

Average RPI Win:	141	WON-LOST	WINNING	LAST 10	STRENGTH OF	OPP. STRENGTH	TEAM	ADJ.	CONF.	ADJ CONF.
Average RPI Loss:	25	RECORD	PCT. RANK	GAMES	SCHEDULE	OF SCHEDULE	RPI	RPI	RPI	RPI
DIV. I ONLY	17- 7	60	6- 4	43	9	33	33	4	4	
DIV. I NON-CONF.	9- 3	61	0- 0	124	21	57	57	3	3	

TOTALS	RPI 1-25	RPI 26-50	W-L RECORDS	RPI 51-100	RPI 101-999	RPI 201+				
17- 7	2- 5	2- 1	OVERALL	3- 1	10- 0	4- 0				
12- 1	2- 0	1- 0	HOME	2- 1	7- 0	4- 0				
4- 4	0- 3	1- 1	AWAY	1- 0	2- 0	0- 0				
1- 2	0- 2	0- 0	NEUTRAL	0- 0	1- 0	0- 0				
9- 3	1- 3	0- 0	NON-CONFERENCE	1- 0	7- 0	4- 0				
7- 0	1- 0	0- 0	HOME	1- 0	5- 0	4- 0				
1- 1	0- 1	0- 0	AWAY	0- 0	1- 0	0- 0				
1- 2	0- 2	0- 0	NEUTRAL	0- 0	1- 0	0- 0				
8- 4	1- 2	2- 1	CONFERENCE	2- 1	3- 0	0- 0				
5- 1	1- 0	1- 0	HOME	1- 1	2- 0	0- 0				
3- 3	0- 2	1- 1	AWAY	1- 0	1- 0	0- 0				
0- 0	0- 0	0- 0	NEUTRAL	0- 0	0- 0	0- 0				

RPI 1-25				RPI 26-50				Team's RPI: 33				RPI 51-100				RPI 101+			
RPI	S	Opponent	Score	RPI	S	Opponent	Score	RPI	S	Opponent	Score	RPI	S	Opponent	Score	RPI	S	Opponent	Score
3	N	Mississippi St.	57 65	36	A	Cal i forni a	57 42	83	H	Washi ngton St.	77 51	135	A	Col orado	72 47				
6	A	Flori da St.	66 77	36	H	Cal i forni a	80 71	85	A	Utah	83 81	135	H	Col orado	73 59				
7	A	Oregon	64 74	49	A	Oregon St.	54 57	85	H	Utah	56 58	139	A	Fresno St.	81 49				
12	A	Stanford	50 74					88	H	Arkansas	89 43	162	H	Idaho	77 33				
12	H	Stanford	73 66									169	H	Washi ngton	61 41				
13	N	Green Bay	48 61									190	N	Col umbi a	72 48				
23	H	Buffalo	76 57									242	H	UC Ri versi de	73 48				
																276	H	Col gate	65 54
																284	H	Sacramento St.	106 58
																303	H	UTSA	74 42
												</							

Average RPI Win:	322	WON-LOST	WINNING	LAST 10	STRENGTH OF	OPP. STRENGTH	TEAM	ADJ.	CONF.	ADJ CONF.
Average RPI Loss:	210	RECORD	PCT. RANK	GAMES	SCHEDULE	OF SCHEDULE	RPI	RPI	RPI	RPI
DIV. I ONLY	3- 16	318	2- 8	312	320	337	337	32	32	
DIV. I NON-CONF.	0- 8	337	0- 1	145	82	324	324	32	32	

TOTALS	RPI 1-25	RPI 26-50	W-L RECORDS	RPI 51-100	RPI 101-999	RPI 201+				
3- 16	0- 1	0- 1	OVERALL	0- 1	3- 13	3- 11				
2- 4	0- 0	0- 0	HOME	0- 0	2- 4	2- 3				
1- 10	0- 0	0- 0	AWAY	0- 0	1- 0	1- 0				
0- 2	0- 0	0- 0	NEUTRAL	0- 0	0- 2	0- 2				
0- 8	0- 1	0- 1	NON-CONFERENCE	0- 1	0- 5	0- 4				
0- 0	0- 0	0- 0	HOME	0- 0	0- 0	0- 0				
0- 6	0- 1	0- 1	AWAY	0- 1	0- 3	0- 2				
0- 2	0- 0	0- 0	NEUTRAL	0- 0	0- 2	0- 2				
3- 8	0- 0	0- 0	CONFERENCE	0- 0	3- 8	3- 7				
2- 4	0- 0	0- 0	HOME	0- 0	2- 4	2- 3				
1- 4	0- 0	0- 0	AWAY	0- 0	1- 4	1- 4				
0- 0	0- 0	0- 0	NEUTRAL	0- 0	0- 0	0- 0				

RPI 1-25				RPI 26-50				RPI 51-100				RPI 101+				Team's RPI: 337
RPI	S	Opponent	Score	RPI	S	Opponent	Score	RPI	S	Opponent	Score	RPI	S	Opponent	Score	
22	A	Iowa	45 85	44	A	Dayton	43 81	57	A	Nebraska	52 73	165	H	Southern U.	52 71	
												186	A	Tulsa	37 87	
												203	N	Oakland	37 69	
												223	A	Texas Tech	47 74	
												229	A	Austin Peay	61 97	
												243	H	Grambling	57 66	
												249	A	Texas Southern	52 58	
												262	A	Prairie View	52 64	
												263	N	Towson	44 70	
												277	H	Alcorn	77 80	
												304	A	Alabama A&M	49 52	
												304	H	Alabama A&M	57 48	
												308	H	Jackson St.	54 60	
												320	A	Alabama St.	54 63	
												320	H	Alabama St.	55 53	
												341	A	Mississippi Val.	64 59	

LAST 12 Division I GAMES:																
320	H	Alabama St.	55 53	277	H	Alcorn	77 80									
304	H	Alabama A&M	57 48	165	H	Southern U.	52 71									
308	H	Jackson St.	54 60	320	A	Alabama St.	54 63									
243	H	Grambling	57 66	304	A	Alabama A&M	49 52									
249	A	Texas Southern	52 58	341	A	Mississippi Val.	64 59									
262	A	Prairie View	52 64	203	N	Oakland	37 69									

Non-Div I Games: Tougalo 71 51 Philander Smith 81 73

Ark. -Pine Bluff

Loss,
Non-Conf, S Site,
H Home
A Away
N Neutral

Average RPI	Win:	190	WON-LOST	WINNING	LAST 10	STRENGTH OF	OPP. STRENGTH	TEAM	ADJ.	CONF.	ADJ CONF.
Average RPI	Loss:	73	RECORD	PCT. RANK	GAMES	SCHEDULE	OF SCHEDULE	RPI	RPI	RPI	RPI
DIV. I ONLY		12- 11	166	3- 7	49	88	88	88	2	2	
DIV. I NON-CONF.		9- 4	82	1- 1	142	211	75	75	2	2	

TOTALS	RPI 1-25		RPI 26-50		W-L RECORDS	RPI 51-100		RPI 101-999		RPI 201+	
12- 11	0- 4		0- 1		OVERALL	1- 2		11- 4		5- 0	
8- 3	0- 0		0- 0		HOME	0- 1		8- 2		3- 0	
3- 8	0- 4		0- 1		AWAY	1- 1		2- 2		1- 0	
1- 0	0- 0		0- 0		NEUTRAL	0- 0		1- 0		1- 0	
9- 4	0- 0		0- 1		NON-CONFERENCE	0- 1		9- 2		5- 0	
7- 0	0- 0		0- 0		HOME	0- 0		7- 0		3- 0	
1- 4	0- 0		0- 1		AWAY	0- 1		1- 2		1- 0	
1- 0	0- 0		0- 0		NEUTRAL	0- 0		1- 0		1- 0	
3- 7	0- 4		0- 0		CONFERENCE	1- 1		2- 2		0- 0	
1- 3	0- 0		0- 0		HOME	0- 1		1- 2		0- 0	
2- 4	0- 4		0- 0		AWAY	1- 0		1- 0		0- 0	
0- 0	0- 0		0- 0		NEUTRAL	0- 0		0- 0		0- 0	

RPI	S	Opponent	Score	RPI	S	Opponent	Score	RPI	S	Opponent	Score	RPI	S	Opponent	Score
3	A	Mississippi St.	69 111	33	A	Arizona St.	43 89	57	A	Nebraska	69 80	105	A	Auburn	68 58
18	A	Missouri	54 88					99	A	Alabama	74 66	108	H	Kentucky	65 76
20	A	Georgia	65 78					99	H	Alabama	76 83	120	H	Ole Miss	73 72
21	A	South Carolina	42 90									122	A	UTEP	61 64
												146	A	Kansas	60 71
												166	H	Samford	84 63
												172	H	Florida	51 65
												180	H	Charlotte	73 72
												186	H	Tulsa	67 41
												197	H	UT Arlington	91 57
												205	A	Oral Roberts	77 66
												214	H	Abilene Christian	79 65
												237	N	New Mexico St.	69 60
												243	H	Grambling	79 62
												332	H	Sam Houston St.	65 54

LAST 12 Division I GAMES:															
99	A	Alabama	74 66	20	A	Georgia	65 78	99	H	Alabama	76 83	3	A	Mississippi St.	69 111
108	H	Kentucky	65 76	99	H	Alabama	76 83	120	H	Ole Miss	73 72	243	H	Grambling	79 62
21	A	South Carolina	42 90	3	A	Mississippi St.	69 111	33	A	Arizona St.	43 89				
18	A	Missouri	54 88												
172	H	Florida	51 65												
105	A	Auburn	68 58												

Non-Div I Games:

Arkansas

Average RPI Win:	264	WON-LOST	WINNING	LAST 10	STRENGTH OF	OPP. STRENGTH	TEAM	ADJ.	CONF.	ADJ CONF.
Average RPI Loss:	132	RECORD	PCT. RANK	GAMES	SCHEDULE	OF SCHEDULE	RPI	RPI	RPI	RPI
DIV. I ONLY	12- 10	146	6- 4	299	164	212	212	23	23	
DIV. I NON-CONF.	5- 6	187	0- 1	158	88	161	161	23	23	

TOTALS	RPI 1-25	RPI 26-50	W-L RECORDS	RPI 51-100	RPI 101-999	RPI 201+				
12- 10	0- 0	0- 1	OVERALL	0- 2	12- 7	9- 1				
8- 3	0- 0	0- 0	HOME	0- 1	8- 2	6- 0				
4- 7	0- 0	0- 1	AWAY	0- 1	4- 5	3- 1				
0- 0	0- 0	0- 0	NEUTRAL	0- 0	0- 0	0- 0				
5- 6	0- 0	0- 1	NON-CONFERENCE	0- 2	5- 3	3- 0				
4- 1	0- 0	0- 0	HOME	0- 1	4- 0	3- 0				
1- 5	0- 0	0- 1	AWAY	0- 1	1- 3	0- 0				
0- 0	0- 0	0- 0	NEUTRAL	0- 0	0- 0	0- 0				
7- 4	0- 0	0- 0	CONFERENCE	0- 0	7- 4	6- 1				
4- 2	0- 0	0- 0	HOME	0- 0	4- 2	3- 0				
3- 2	0- 0	0- 0	AWAY	0- 0	3- 2	3- 1				
0- 0	0- 0	0- 0	NEUTRAL	0- 0	0- 0	0- 0				

RPI 1-25				RPI 26-50				RPI 51-100				RPI 101+				Team's RPI: 212
RPI	S	Opponent	Score	RPI	S	Opponent	Score	RPI	S	Opponent	Score	RPI	S	Opponent	Score	
				28	A	South Fla.	55 98	69	H	Bel mont	52 83	120	A	Ole Miss	48 74	
								70	A	Indi ana	51 93	122	H	UTEP	76 73	
												132	A	Little Rock	43 53	
												147	A	Pittsburgh	47 87	
												148	H	Texas St.	55 67	
												150	H	Loui si ana	75 77	
												172	A	Fl ori da	70 69	
												186	A	Tul sa	58 68	
												197	H	UT Ar lington	85 80	
												210	H	UT Martin	84 73	
												243	H	Grambl ing	76 56	
												270	A	Appal achi an St.	66 68	
												279	A	Coastal Caro.	70 63	
												315	A	Georgi a St.	75 58	
												315	H	Georgi a St.	76 63	
												321	A	Ga. Southern	71 62	
												321	H	Ga. Southern	69 48	
												333	H	La. -Monroe	76 62	
												336	H	Tennessee St.	68 62	
LAST 12 Division I GAMES:																
				321	H	Ga. Southern	69 48	148	H	Texas St.	55 67					
				315	H	Georgi a St.	76 63	315	A	Georgi a St.	75 58					
				270	A	Appal achi an St.	66 68	321	A	Ga. Southern	71 62					
				279	A	Coastal Caro.	70 63	150	H	Loui si ana	75 77					
				132	A	Little Rock	43 53	333	H	La. -Monroe	76 62					
				197	H	UT Ar lington	85 80	186	A	Tul sa	58 68					

Non-Div I Games:

Arkansas St.

■ Loss,
 ■ Non-Conf, S Site,
 ■ Home
 ■ Away
 N Neutral

Average RPI Win:	229	WON-LOST	WINNING	LAST 10	STRENGTH OF	OPP. STRENGTH	TEAM	ADJ.	CONF.	ADJ CONF.
Average RPI Loss:	150	RECORD	PCT. RANK	GAMES	SCHEDULE	OF SCHEDULE	RPI	RPI	RPI	RPI
DIV. I ONLY	11- 11	173	4- 6	180	238	178	178	15	15	
DIV. I NON-CONF.	6- 4	122	0- 0	226	314	149	149	18	18	

TOTALS	RPI 1-25	RPI 26-50	W-L RECORDS	RPI 51-100	RPI 101-999	RPI 201+				
11- 11	0- 0	0- 1	OVERALL	0- 3	11- 7	8- 4				
6- 4	0- 0	0- 0	HOME	0- 1	6- 3	4- 2				
5- 7	0- 0	0- 1	AWAY	0- 2	5- 4	4- 2				
0- 0	0- 0	0- 0	NEUTRAL	0- 0	0- 0	0- 0				
6- 4	0- 0	0- 1	NON-CONFERENCE	0- 0	6- 3	3- 2				
4- 1	0- 0	0- 0	HOME	0- 0	4- 1	2- 0				
2- 3	0- 0	0- 1	AWAY	0- 0	2- 2	1- 2				
0- 0	0- 0	0- 0	NEUTRAL	0- 0	0- 0	0- 0				
5- 7	0- 0	0- 0	CONFERENCE	0- 3	5- 4	5- 2				
2- 3	0- 0	0- 0	HOME	0- 1	2- 2	2- 2				
3- 4	0- 0	0- 0	AWAY	0- 2	3- 2	3- 0				
0- 0	0- 0	0- 0	NEUTRAL	0- 0	0- 0	0- 0				

RPI 1-25				RPI 26-50				RPI 51-100				RPI 101+				Team's RPI: 178
RPI	S	Opponent	Score	RPI	S	Opponent	Score	RPI	S	Opponent	Score	RPI	S	Opponent	Score	
				32	A	Marquette	53 83	67	A	American	63 71	112	H	Dartmouth	71 56	
								67	H	American	46 64	117	A	Yale	82 65	
								84	A	Navy	44 70	126	H	Delaware	59 70	
												133	A	Bucknell	36 60	
												145	H	Binghamton	73 61	
												160	A	Lehigh	55 59	
												206	H	Boston U.	59 60	
												224	A	Loyola Maryland	69 62	
												224	H	Loyola Maryland	62 47	
												235	H	Holy Cross	62 70	
												245	A	Lafayette	65 60	
												245	H	Lafayette	48 39	
												264	A	Fairleigh Dickinson	56 58	
												275	A	St. Francis Brooklyn	52 73	
												276	A	Colgate	62 54	
												278	H	LIU Brooklyn	71 37	
												306	A	Air Force	65 59	
												346	H	NJIT	79 49	

LAST 12 Division I GAMES:																
				245	H	Lafayette	48 39	84	A	Navy	44 70					
				67	A	American	63 71	245	A	Lafayette	65 60					
				224	H	Loyola Maryland	62 47	67	H	American	46 64					
				276	A	Colgate	62 54	133	A	Bucknell	36 60					
				160	A	Lehigh	55 59	224	A	Loyola Maryland	69 62					
				235	H	Holy Cross	62 70	206	H	Boston U.	59 60					

Non-Div I Games: St. Joseph's (Brklyn) 107 46

Army West Point

Through Games Of Feb. 7, 2018											
Average RPI Win: 180		WON-LOST	WINNING	LAST 10	STRENGTH OF	OPP. STRENGTH	TEAM	ADJ.	CONF.	ADJ CONF.	
Average RPI Loss: 58		RECORD	PCT. RANK	GAMES	SCHEDULE	OF SCHEDULE	RPI	RPI	RPI	RPI	
DIV. I ONLY		10- 11	192	2- 8	54	48	105	105	2	2	
DIV. I NON-CONF.		8- 3	65	1- 0	207	126	88	88	2	2	

TOTALS		RPI 1-25		RPI 26-50	W-L RECORDS		RPI 51-100	RPI 101-999	RPI 201+		
10- 11	0- 6			0- 0	OVERALL		2- 3	8- 2	3- 0		
7- 2	0- 1			0- 0	HOME		1- 1	6- 0	3- 0		
2- 7	0- 5			0- 0	AWAY		1- 1	1- 1	0- 0		
1- 2	0- 0			0- 0	NEUTRAL		0- 1	1- 1	0- 0		
8- 3	0- 0			0- 0	NON-CONFERENCE		1- 2	7- 1	3- 0		
5- 0	0- 0			0- 0	HOME		0- 0	5- 0	3- 0		
2- 1	0- 0			0- 0	AWAY		1- 1	1- 0	0- 0		
1- 2	0- 0			0- 0	NEUTRAL		0- 1	1- 1	0- 0		
2- 8	0- 6			0- 0	CONFERENCE		1- 1	1- 1	0- 0		
2- 2	0- 1			0- 0	HOME		1- 1	1- 0	0- 0		
0- 6	0- 5			0- 0	AWAY		0- 0	0- 1	0- 0		
0- 0	0- 0			0- 0	NEUTRAL		0- 0	0- 0	0- 0		

RPI	S	Opponent	Score	RPI	S	Opponent	Score	RPI	S	Opponent	Score	RPI	S	Opponent	Score	Team's RPI: 105
11	A	Tennessee	59 70					52	A	Virginia Tech	63 72	108	A	Kentucky	48 65	
16	A	Texas A&M	59 78					70	A	Indiana	65 53	124	N	Georgetown	60 40	
16	H	Texas A&M	73 82					88	H	Arkansas	58 68	150	A	Louisiana	70 60	
20	A	Georgia	48 60					91	N	Chattanooga	41 50	165	H	Southern U.	65 47	
21	A	South Carolina	63 71					99	H	Alabama	69 60	172	H	Florida	84 55	
24	A	LSU	56 59									173	H	Louisiana Tech	75 59	
												192	N	Northwestern	48 49	
												226	H	N.C. A&T	63 53	
												286	H	Southeastern La.	80 46	
												333	H	La.-Monroe	67 41	

LAST 12 Division I GAMES:																
16	A	Texas A&M	59 78	21	A	South Carolina	63 71									
108	A	Kentucky	48 65	16	H	Texas A&M	73 82									
99	H	Alabama	69 60	11	A	Tennessee	59 70									
20	A	Georgia	48 60	172	H	Florida	84 55									
24	A	LSU	56 59	286	H	Southeastern La.	80 46									
88	H	Arkansas	58 68	165	H	Southern U.	65 47									

Non-Div I Games: Xavier (LA) 70 44

Auburn

Average RPI Win:	285	WON-LOST	WINNING	LAST 10	STRENGTH OF	OPP. STRENGTH	TEAM	ADJ.	CONF.	ADJ CONF.
Average RPI Loss:	159	RECORD	PCT. RANK	GAMES	SCHEDULE	OF SCHEDULE	RPI	RPI	RPI	RPI
DIV. I ONLY	11- 10	158	5- 5	311	296	229	229	26	26	
DIV. I NON-CONF.	5- 4	146	0- 0	316	300	215	215	27	27	

TOTALS	RPI 1-25	RPI 26-50	W-L RECORDS	RPI 51-100	RPI 101-999	RPI 201+				
11- 10	0- 0	0- 1	OVERALL	0- 2	11- 7	11- 4				
6- 3	0- 0	0- 0	HOME	0- 0	6- 3	6- 1				
5- 7	0- 0	0- 0	AWAY	0- 1	5- 1	5- 0				
0- 0	0- 0	0- 0	NEUTRAL	0- 0	0- 0	0- 0				
5- 4	0- 0	0- 1	NON-CONFERENCE	0- 1	5- 2	5- 1				
2- 1	0- 0	0- 0	HOME	0- 0	2- 1	2- 0				
3- 3	0- 0	0- 1	AWAY	0- 1	3- 1	3- 1				
0- 0	0- 0	0- 0	NEUTRAL	0- 0	0- 0	0- 0				
6- 6	0- 0	0- 0	CONFERENCE	0- 1	6- 5	6- 3				
4- 2	0- 0	0- 0	HOME	0- 0	4- 2	4- 1				
2- 4	0- 0	0- 0	AWAY	0- 1	2- 3	2- 2				
0- 0	0- 0	0- 0	NEUTRAL	0- 0	0- 0	0- 0				

RPI 1-25				RPI 26-50				RPI 51-100				RPI 101+				Team's RPI: 229
RPI	S	Opponent	Score	RPI	S	Opponent	Score	RPI	S	Opponent	Score	RPI	S	Opponent	Score	
				42	A	Ball St.	57 89	69	A	Belmont	75 78	107	H	Western Ill.	68 81	
								96	A	Butler	54 75	142	H	SIUE	38 61	
												175	A	Jacksonville St.	47 65	
												202	A	Illinois	47 59	
												210	A	UT Martin	66 100	
												210	H	UT Martin	69 62	
												216	H	Morehead St.	59 66	
												219	A	Southeast Mo. St.	61 50	
												219	H	Southeast Mo. St.	66 65	
												240	A	Northern Ky.	53 52	
												268	A	Lipscomb	71 63	
												304	A	Alabama A&M	55 52	
												314	H	Eastern Ky.	59 45	
												329	A	Tennessee Tech	59 63	
												336	A	Tennessee St.	75 59	
												337	H	Ark.-Pine Bluff	97 61	
												345	H	Eastern Ill.	69 59	
												348	H	Evansville	82 73	

LAST 12 Division I GAMES:																
				219	A	Southeast Mo. St.	61 50	175	A	Jacksonville St.	47 65					
				210	A	UT Martin	66 100	329	A	Tennessee Tech	59 63					
				216	H	Morehead St.	59 66	219	H	Southeast Mo. St.	66 65					
				314	H	Eastern Ky.	59 45	210	H	UT Martin	69 62					
				69	A	Belmont	75 78	345	H	Eastern Ill.	69 59					
				336	A	Tennessee St.	75 59	142	H	SIUE	38 61					

Non-Div I Games: Christian Bros. 73 50 Trevecca Nazarene 80 72

Austin Peay

Loss,
Non-Conf,
S Site,
H Home
A Away
N Neutral

Average RPI Win:	203	WON-LOST	WINNING	LAST 10	STRENGTH OF	OPP. STRENGTH	TEAM	ADJ.	CONF.	ADJ CONF.
Average RPI Loss:	115	RECORD	PCT. RANK	GAMES	SCHEDULE	OF SCHEDULE	RPI	RPI	RPI	RPI
DIV. I ONLY	13- 10	136	7- 3	127	128	116	116	13	13	
DIV. I NON-CONF.	5- 6	187	0- 0	161	114	189	189	11	11	

TOTALS	RPI 1-25	RPI 26-50	W-L RECORDS	RPI 51-100	RPI 101-999	RPI 201+				
13- 10	0- 1	0- 3	OVERALL	2- 1	11- 5	6- 2				
9- 3	0- 1	0- 1	HOME	2- 0	7- 1	4- 1				
4- 7	0- 0	0- 2	AWAY	0- 1	4- 4	2- 1				
0- 0	0- 0	0- 0	NEUTRAL	0- 0	0- 0	0- 0				
5- 6	0- 1	0- 2	NON-CONFERENCE	1- 0	4- 3	3- 1				
4- 2	0- 1	0- 0	HOME	1- 0	3- 1	3- 1				
1- 4	0- 0	0- 2	AWAY	0- 0	1- 2	0- 0				
0- 0	0- 0	0- 0	NEUTRAL	0- 0	0- 0	0- 0				
8- 4	0- 0	0- 1	CONFERENCE	1- 1	7- 2	3- 1				
5- 1	0- 0	0- 1	HOME	1- 0	4- 0	1- 0				
3- 3	0- 0	0- 0	AWAY	0- 1	3- 2	2- 1				
0- 0	0- 0	0- 0	NEUTRAL	0- 0	0- 0	0- 0				

RPI 1-25				RPI 26-50				RPI 51-100				RPI 101+ Team's RPI: 116			
RPI	S	Opponent	Score	RPI	S	Opponent	Score	RPI	S	Opponent	Score	RPI	S	Opponent	Score
20	H	Georgia	63 79	31	A	Northern Colo.	74 79	78	A	Saint Mary's (CA)	49 57	118	A	Colorado St.	54 56
				36	A	Cal i forni a	45 70	78	H	Saint Mary's (CA)	63 54	149	A	Paci fi c	76 83
				41	H	Gonzaga	70 84	85	H	Utah	77 68	149	H	Paci fi c	77 65
												159	A	Loyol a Marymount	67 55
												159	H	Loyol a Marymount	62 52
												164	H	San Francis sco	70 66
												169	A	Washi ngton	72 80
												194	A	Eastern Wash.	73 69
												213	A	San Diego	69 70
												220	H	Montana St.	75 54
												236	A	Pepperdi ne	73 67
												273	H	Santa Clara	65 47
												292	H	Utah St.	69 76
												302	H	Southern Utah	75 67
												309	H	Utah Val ley	75 54
												311	A	Portl and	72 58

LAST 12 Division I GAMES:															
				41	H	Gonzaga	70 84	273	H	Santa Clara	65 47				
				159	H	Loyol a Marymount	62 52	236	A	Pepperdi ne	73 67				
				149	A	Paci fi c	76 83	149	H	Paci fi c	77 65				
				78	H	Saint Mary's (CA)	63 54	164	H	San Francis sco	70 66				
				213	A	San Diego	69 70	78	A	Saint Mary's (CA)	49 57				
				159	A	Loyol a Marymount	67 55	311	A	Portl and	72 58				

Non-Div I Games:

BYU

Average RPI Win:	166	WON-LOST	WINNING	LAST 10	STRENGTH OF	OPP. STRENGTH	TEAM	ADJ.	CONF.	ADJ CONF.
Average RPI Loss:	49	RECORD	PCT. RANK	GAMES	SCHEDULE	OF SCHEDULE	RPI	RPI	RPI	RPI
DIV. I ONLY	18- 4	25	7- 3	124	85	42	42	7	7	
DIV. I NON-CONF.	10- 0	1	0- 0	148	125	17	17	8	8	

TOTALS	RPI 1-25	RPI 26-50	W-L RECORDS	RPI 51-100	RPI 101-999	RPI 201+				
18- 4	0- 1	2- 1	OVERALL	2- 2	14- 0	6- 0				
11- 2	0- 1	1- 1	HOME	2- 0	8- 0	4- 0				
7- 2	0- 0	1- 0	AWAY	0- 2	6- 0	2- 0				
0- 0	0- 0	0- 0	NEUTRAL	0- 0	0- 0	0- 0				
10- 0	0- 0	2- 0	NON-CONFERENCE	1- 0	7- 0	4- 0				
6- 0	0- 0	1- 0	HOME	1- 0	4- 0	3- 0				
4- 0	0- 0	1- 0	AWAY	0- 0	3- 0	1- 0				
0- 0	0- 0	0- 0	NEUTRAL	0- 0	0- 0	0- 0				
8- 4	0- 1	0- 1	CONFERENCE	1- 2	7- 0	2- 0				
5- 2	0- 1	0- 1	HOME	1- 0	4- 0	1- 0				
3- 2	0- 0	0- 0	AWAY	0- 2	3- 0	1- 0				
0- 0	0- 0	0- 0	NEUTRAL	0- 0	0- 0	0- 0				

RPI 1-25				RPI 26-50				Team's RPI: 42				RPI 51-100				RPI 101+			
RPI	S	Opponent	Score	RPI	S	Opponent	Score	RPI	S	Opponent	Score	RPI	S	Opponent	Score	RPI	S	Opponent	Score
23	H	Buffal o	80 84	27	H	Central Mi ch.	65 69	65	A	Toledo	66 72	118	H	Missouri St.	70 58				
				34	A	Purdue	66 60	80	A	Ohio	76 80	121	A	Vanderbilt	88 79				
				46	H	Western Ky.	93 81	87	H	Miami (OH)	86 61	127	A	Cleveland St.	76 64				
								96	H	Butler	87 75	130	H	Northern Ill.	81 72				
												136	A	Kent St.	79 58				
												198	A	Bowling Green	84 73				
												198	H	Bowling Green	82 41				
												200	H	Eastern Mich.	91 85				
												219	H	Southeast Mo. St.	69 56				
												222	A	Akron	74 61				
												222	H	Akron	97 65				
												229	H	Austin Peay	89 57				
												268	H	Lipscomb	84 46				
												336	A	Tennessee St.	85 65				
LAST 12 Division I GAMES:																			
200	H	Eastern Mi ch.	91 85	65	A	Toledo	66 72	23	H	Buffal o	80 84	222	A	Akron	74 61				
80	A	Ohio	76 80	23	H	Buffal o	80 84	198	A	Bowling Green	84 73	87	H	Miami (OH)	86 61				
222	H	Akron	97 65	222	A	Akron	74 61	27	H	Central Mi ch.	65 69								
130	H	Northern Ill.	81 72																
198	H	Bowling Green	82 41																
136	A	Kent St.	79 58																

Non-Div I Games: Oakland City 126 55

Ball St.

Average RPI Win:	121	WON-LOST	WINNING	LAST 10	STRENGTH OF	OPP. STRENGTH	TEAM	ADJ.	CONF.	ADJ CONF.
Average RPI Loss:	8	RECORD	PCT. RANK	GAMES	SCHEDULE	OF SCHEDULE	RPI	RPI	RPI	RPI
DIV. I ONLY	22- 1	4	10- 0	67	12	9	9	5	5	
DIV. I NON-CONF.	10- 1	15	0- 0	90	48	15	15	5	5	

TOTALS	RPI 1-25	RPI 26-50	W-L RECORDS	RPI 51-100	RPI 101-999	RPI 201+				
22- 1	2- 1	3- 0	OVERALL	4- 0	13- 0	5- 0				
13- 0	2- 0	2- 0	HOME	1- 0	8- 0	3- 0				
7- 1	0- 1	1- 0	AWAY	2- 0	4- 0	2- 0				
2- 0	0- 0	0- 0	NEUTRAL	1- 0	1- 0	0- 0				
10- 1	1- 1	0- 0	NON-CONFERENCE	1- 0	8- 0	3- 0				
7- 0	1- 0	0- 0	HOME	0- 0	6- 0	2- 0				
1- 1	0- 1	0- 0	AWAY	0- 0	1- 0	1- 0				
2- 0	0- 0	0- 0	NEUTRAL	1- 0	1- 0	0- 0				
12- 0	1- 0	3- 0	CONFERENCE	3- 0	5- 0	2- 0				
6- 0	1- 0	2- 0	HOME	1- 0	2- 0	1- 0				
6- 0	0- 0	1- 0	AWAY	2- 0	3- 0	1- 0				
0- 0	0- 0	0- 0	NEUTRAL	0- 0	0- 0	0- 0				

RPI	S	Opponent	Score	RPI	S	Opponent	Score	RPI	S	Opponent	Score	RPI	S	Opponent	Score
8	A	UCLA	68 82	30	A	Okl ahoma	74 52	53	A	West Virginia	83 72	108	H	Kentucky	90 63
10	H	Texas	81 56	30	H	Okl ahoma	74 65	62	N	Georgia Tech	80 57	109	H	Lamar Universi ty	121 62
12	H	Stanford	81 57	43	H	Okl ahoma St.	77 64	90	A	Kansas St.	88 58	115	A	Iowa St.	79 50
								90	H	Kansas St.	75 50	115	H	Iowa St.	89 49
												118	N	Missouri St.	100 58
												125	H	Central Ark.	86 55
												146	A	Kansas	83 48
												156	H	North Dakota	105 43
												223	A	Texas Tech	90 44
												223	H	Texas Tech	97 49
												244	A	Nicholls St.	85 43
												261	H	McNeese	95 34
												300	H	Coppin St.	100 54

LAST 12 Division I GAMES:															
30	H	Okl ahoma	74 65	115	A	Iowa St.	79 50	30	A	Okl ahoma	74 52	146	A	Kansas	83 48
223	A	Texas Tech	90 44	30	A	Okl ahoma	74 52	115	H	Iowa St.	89 49	223	H	Texas Tech	97 49
43	H	Okl ahoma St.	77 64	146	A	Kansas	83 48	223	H	Texas Tech	97 49	244	A	Nicholls St.	85 43
53	A	West Vi rgi ni a	83 72	115	H	Iowa St.	89 49	261	H	McNeese	95 34	300	H	Coppin St.	100 54
10	H	Texas	81 56	90	A	Kansas St.	88 58								
90	H	Kansas St.	75 50												

Non-Div I Games:

Bayl or

Average RPI Win:	218	WON-LOST	WINNING	LAST 10	STRENGTH OF	OPP. STRENGTH	TEAM	ADJ.	CONF.	ADJ CONF.
Average RPI Loss:	46	RECORD	PCT. RANK	GAMES	SCHEDULE	OF SCHEDULE	RPI	RPI	RPI	RPI
DIV. I ONLY	21- 3	8	10- 0	240	172	69	69	26	26	
DIV. I NON-CONF.	9- 3	61	0- 0	166	28	58	58	27	27	

TOTALS	RPI 1-25	RPI 26-50	W-L RECORDS	RPI 51-100	RPI 101-999	RPI 201+				
21- 3	0- 1	2- 1	OVERALL	0- 1	19- 0	13- 0				
9- 1	0- 0	0- 0	HOME	0- 1	9- 0	6- 0				
10- 1	0- 0	0- 0	AWAY	0- 0	10- 0	7- 0				
2- 1	0- 1	2- 0	NEUTRAL	0- 0	0- 0	0- 0				
9- 3	0- 1	2- 1	NON-CONFERENCE	0- 1	7- 0	4- 0				
3- 1	0- 0	0- 0	HOME	0- 1	3- 0	2- 0				
4- 1	0- 0	0- 1	AWAY	0- 0	4- 0	2- 0				
2- 1	0- 1	2- 0	NEUTRAL	0- 0	0- 0	0- 0				
12- 0	0- 0	0- 0	CONFERENCE	0- 0	12- 0	9- 0				
6- 0	0- 0	0- 0	HOME	0- 0	6- 0	4- 0				
6- 0	0- 0	0- 0	AWAY	0- 0	6- 0	5- 0				
0- 0	0- 0	0- 0	NEUTRAL	0- 0	0- 0	0- 0				

RPI 1-25				RPI 26-50				RPI 51-100				RPI 101+			
RPI	S	Opponent	Score	RPI	S	Opponent	Score	RPI	S	Opponent	Score	RPI	S	Opponent	Score
12	N	Stanford	53 74	30	A	Oklahoma	73 96	95	H	Wright St.	81 91	121	A	Vanderbilt	111 74
				38	N	FGCU	75 65					142	A	SIUE	72 55
				41	N	Gonzaga	71 63					142	H	SIUE	86 64
												166	H	Samford	83 46
												175	H	Jacksonville St.	71 55
												186	A	Tulsa	90 65
												210	A	UT Martin	65 63
												212	A	Arkansas St.	83 52
												216	A	Morehead St.	83 62
												219	A	Southeast Mo. St.	67 57
												229	H	Austin Peay	78 75
												254	H	Presbyteri an	90 48
												268	A	Lipscomb	91 59
												307	H	Murray St.	70 65
												314	A	Eastern Ky.	77 55
												316	H	Fort Wayne	74 42
												329	H	Tennessee Tech	78 59
												345	A	Eastern Ill.	86 58
												345	H	Eastern Ill.	59 37
LAST 12 Division I GAMES:															
				216	A	Morehead St.	83 62					345	A	Eastern Ill.	86 58
				314	A	Eastern Ky.	77 55					142	A	SIUE	72 55
				142	H	SIUE	86 64					175	H	Jacksonville St.	71 55
				345	H	Eastern Ill.	59 37					329	H	Tennessee Tech	78 59
				229	H	Austin Peay	78 75					210	A	UT Martin	65 63
				307	H	Murray St.	70 65					219	A	Southeast Mo. St.	67 57

Average RPI Win:	254	WON-LOST	WINNING	LAST 10	STRENGTH OF	OPP. STRENGTH	TEAM	ADJ.	CONF.	ADJ CONF.
Average RPI Loss:	167	RECORD	PCT. RANK	GAMES	SCHEDULE	OF SCHEDULE	RPI	RPI	RPI	RPI
DIV. I ONLY	15- 4	33	9- 1	304	322	128	128	31	31	
DIV. I NON-CONF.	6- 4	122	2- 1	254	285	188	188	31	31	

TOTALS	RPI 1-25	RPI 26-50	W-L RECORDS	RPI 51-100	RPI 101-999	RPI 201+				
15- 4	0- 0	0- 0	OVERALL	0- 2	15- 2	12- 2				
7- 2	0- 0	0- 0	HOME	0- 1	7- 1	6- 1				
6- 2	0- 0	0- 0	AWAY	0- 1	6- 1	5- 1				
2- 0	0- 0	0- 0	NEUTRAL	0- 0	2- 0	1- 0				
6- 4	0- 0	0- 0	NON-CONFERENCE	0- 2	6- 2	4- 2				
3- 2	0- 0	0- 0	HOME	0- 1	3- 1	2- 1				
1- 2	0- 0	0- 0	AWAY	0- 1	1- 1	1- 1				
2- 0	0- 0	0- 0	NEUTRAL	0- 0	2- 0	1- 0				
9- 0	0- 0	0- 0	CONFERENCE	0- 0	9- 0	8- 0				
4- 0	0- 0	0- 0	HOME	0- 0	4- 0	4- 0				
5- 0	0- 0	0- 0	AWAY	0- 0	5- 0	4- 0				
0- 0	0- 0	0- 0	NEUTRAL	0- 0	0- 0	0- 0				

RPI 1-25				RPI 26-50				RPI 51-100				RPI 101+				Team's RPI: 128
RPI	S	Opponent	Score	RPI	S	Opponent	Score	RPI	S	Opponent	Score	RPI	S	Opponent	Score	
								51	A	Miami (FL)	39 85	148	N	Texas St.	62 56	
								98	H	Jacksonville	58 68	165	H	Southern U.	68 56	
												181	A	Hampton	61 56	
												211	N	Richmond	63 50	
												218	A	Norfolk St.	58 51	
												218	H	Norfolk St.	60 45	
												232	A	North Florida	63 70	
												241	A	Howard	59 55	
												262	H	Prairie View	77 52	
												280	H	Grand Canyon	69 60	
												286	H	Southeastern La.	58 60	
												294	A	FIU	77 59	
												300	H	Coppin St.	64 38	
												305	A	UMES	55 48	
												322	H	South Carolina St.	68 50	
												328	A	Delaware St.	68 60	
												342	H	Florida A&M	44 42	

LAST 12 Division I GAMES:																
				218	H	Norfolk St.	60 45	305	A	UMES	55 48					
				300	H	Coppin St.	64 38	241	A	Howard	59 55					
				181	A	Hampton	61 56	322	H	South Carolina St.	68 50					
				218	A	Norfolk St.	58 51	51	A	Miami (FL)	39 85					
				328	A	Delaware St.	68 60	211	N	Richmond	63 50					
				342	H	Florida A&M	44 42	148	N	Texas St.	62 56					

Non-Div I Games: Edward Waters 101 60 Palm Beach Atl. 61 48

Bethune-Cookman

Average RPI		Win: 237	WON-LOST RECORD	WINNING PCT. RANK	LAST 10 GAMES	STRENGTH OF SCHEDULE	OPP. STRENGTH OF SCHEDULE	TEAM RPI	ADJ. RPI	CONF. RPI	ADJ CONF. RPI
Loss: 144											
DIV. I ONLY			15- 8	86	6- 4	268	249	145	145	20	20
DIV. I NON-CONF.			8- 4	87	1- 0	313	262	169	169	24	24
TOTALS		RPI 1-25		RPI 26-50		W-L RECORDS		RPI 51-100		RPI 101-999	
15- 8	0- 0			0- 0		OVERALL		2- 2		13- 6	10- 1
5- 4	0- 0			0- 0		HOME		1- 1		4- 3	2- 1
9- 3	0- 0			0- 0		AWAY		1- 1		8- 2	7- 0
1- 1	0- 0			0- 0		NEUTRAL		0- 0		1- 1	1- 0
8- 4	0- 0			0- 0		NON-CONFERENCE		1- 0		7- 4	6- 0
3- 1	0- 0			0- 0		HOME		1- 0		2- 1	1- 0
4- 2	0- 0			0- 0		AWAY		0- 0		4- 2	4- 0
1- 1	0- 0			0- 0		NEUTRAL		0- 0		1- 1	1- 0
7- 4	0- 0			0- 0		CONFERENCE		1- 2		6- 2	4- 1
2- 3	0- 0			0- 0		HOME		0- 1		2- 2	1- 1
5- 1	0- 0			0- 0		AWAY		1- 1		4- 0	3- 0
0- 0	0- 0			0- 0		NEUTRAL		0- 0		0- 0	0- 0

RPI 1-25				RPI 26-50				RPI 51-100				RPI 101+				Team's RPI: 145	
RPI	S	Opponent	Score	RPI	S	Opponent	Score	RPI	S	Opponent	Score	RPI	S	Opponent	Score		
								73	A	Maine	66 62	112	H	Dartmouth	80 64		
								73	H	Maine	38 61	117	H	Yale	69 73		
								74	A	Albany (NY)	46 63	133	A	Bucknell	59 64		
								89	H	Penn	77 72	157	H	Hartford	64 59		
												178	A	Army West Point	61 73		
												183	A	New Hampshire	54 52		
												183	H	New Hampshire	61 63		
												186	N	Tulsa	55 60		
												208	A	Stony Brook	69 64		
												208	H	Stony Brook	59 67		
												269	A	Rider	76 54		
												272	A	Cornell	66 58		
												281	A	Bryant	55 47		
												288	A	Vermont	62 48		
												302	A	Southern Utah	72 66		
												305	N	UMES	68 51		
												327	H	UMBC	81 51		
												346	H	NJIT	67 36		
												347	A	UMass Lowell	76 46		
LAST 12 Division I GAMES:																	
				208	A	Stony Brook	69 64	208	H	Stony Brook	59 67						
				73	H	Maine	38 61	74	A	Albany (NY)	46 63						
				288	A	Vermont	62 48	157	H	Hartford	64 59						
				183	A	New Hampshire	54 52	183	H	New Hampshire	61 63						
				327	H	UMBC	81 51	73	A	Maine	66 62						
				347	A	UMass Lowell	76 46	112	H	Dartmouth	80 64						

Non-Div I Games: SUNY Cortland 90 36

Bi nghamton

■ Loss, ■ Non-Conf, S Site, H Home A Away N Neutral

Average RPI Win: 195		WON-LOST RECORD	WINNING PCT. RANK	LAST 10 GAMES	STRENGTH OF SCHEDULE	OPP. STRENGTH OF SCHEDULE	TEAM RPI	ADJ. RPI	CONF. RPI	ADJ. CONF. RPI
Average RPI Loss: 153										
DIV. I ONLY		12- 9	131	6- 4	223	123	174	174	16	16
DIV. I NON-CONF.		4- 5	202	0- 0	305	160	273	273	14	14
TOTALS		RPI 1-25	RPI 26-50	W-L RECORDS		RPI 51-100	RPI 101-999	RPI 201+		
12- 9	0- 0		0- 0	OVERALL		2- 5	10- 4	5- 3		
6- 5	0- 0		0- 0	HOME		2- 3	4- 2	1- 1		
6- 2	0- 0		0- 0	AWAY		0- 2	6- 0	4- 0		
0- 2	0- 0		0- 0	NEUTRAL		0- 0	0- 2	0- 2		
4- 5	0- 0		0- 0	NON-CONFERENCE		0- 2	4- 3	1- 3		
2- 3	0- 0		0- 0	HOME		0- 2	2- 1	0- 1		
2- 0	0- 0		0- 0	AWAY		0- 0	2- 0	1- 0		
0- 2	0- 0		0- 0	NEUTRAL		0- 0	0- 2	0- 2		
8- 4	0- 0		0- 0	CONFERENCE		2- 3	6- 1	4- 0		
4- 2	0- 0		0- 0	HOME		2- 1	2- 1	1- 0		
4- 2	0- 0		0- 0	AWAY		0- 2	4- 0	3- 0		
0- 0	0- 0		0- 0	NEUTRAL		0- 0	0- 0	0- 0		

RPI 1-25				RPI 26-50				RPI 51-100				RPI 101+				Team's RPI: 174	
RPI	S	Opponent	Score	RPI	S	Opponent	Score	RPI	S	Opponent	Score	RPI	S	Opponent	Score		
								77	H	Wyoming	51	66	118	A	Colorado St.	62	58
								78	H	Saint Mary's (CA)	72	74	129	H	Saint Francis (PA)	87	59
								82	A	New Mexico	83	100	139	H	Fresno St.	75	66
								82	H	New Mexico	91	85	169	H	Washington	85	62
								83	H	Washington St.	53	61	187	H	Nevada	68	72
								92	A	UNLV	54	77	194	A	Eastern Wash.	61	57
								92	H	UNLV	69	60	213	N	San Diego	52	72
													239	H	CSU Bakersfield	59	65
													250	A	San Jose St.	112	80
													253	A	San Diego St.	86	70
													292	A	Utah St.	64	42
													306	H	Air Force	49	46
													311	A	Portland	73	47
													325	N	Northern Ariz.	60	62
LAST 12 Division I GAMES:																	
				82	H	New Mexico	91	85	253	A	San Diego St.	86	70				
				92	A	UNLV	54	77	139	H	Fresno St.	75	66				
				306	H	Air Force	49	46	77	H	Wyoming	51	66				
				250	A	San Jose St.	112	80	82	A	New Mexico	83	100				
				187	H	Nevada	68	72	92	H	UNLV	69	60				
				292	A	Utah St.	64	42	118	A	Colorado St.	62	58				

Boi se St.

Average RPI Win:	154	WON-LOST	WINNING	LAST 10	STRENGTH OF	OPP. STRENGTH	TEAM	ADJ.	CONF.	ADJ CONF.
Average RPI Loss:	95	RECORD	PCT. RANK	GAMES	SCHEDULE	OF SCHEDULE	RPI	RPI	RPI	RPI
DIV. I ONLY	6- 17	292	1- 9	34	56	196	196	1	1	
DIV. I NON-CONF.	5- 8	220	0- 2	113	186	210	210	1	1	

TOTALS	RPI 1-25	RPI 26-50	W-L RECORDS	RPI 51-100	RPI 101-999	RPI 201+				
6- 17	0- 3	1- 2	OVERALL	1- 5	4- 7	2- 2				
5- 7	0- 0	1- 2	HOME	1- 3	3- 2	1- 1				
1- 10	0- 3	0- 0	AWAY	0- 2	1- 4	1- 1				
0- 0	0- 0	0- 0	NEUTRAL	0- 0	0- 0	0- 0				
5- 8	0- 0	1- 0	NON-CONFERENCE	1- 3	3- 5	2- 2				
4- 3	0- 0	1- 0	HOME	1- 2	2- 1	1- 1				
1- 5	0- 0	0- 0	AWAY	0- 1	1- 4	1- 1				
0- 0	0- 0	0- 0	NEUTRAL	0- 0	0- 0	0- 0				
1- 9	0- 3	0- 2	CONFERENCE	0- 2	1- 2	0- 0				
1- 4	0- 0	0- 2	HOME	0- 1	1- 1	0- 0				
0- 5	0- 3	0- 0	AWAY	0- 1	0- 1	0- 0				
0- 0	0- 0	0- 0	NEUTRAL	0- 0	0- 0	0- 0				

RPI 1-25				RPI 26-50				RPI 51-100				RPI 101+				Team's RPI: 196
RPI	S	Opponent	Score	RPI	S	Opponent	Score	RPI	S	Opponent	Score	RPI	S	Opponent	Score	
2	A	Notre Dame	60 89	29	H	Virginia	57 68	51	H	Miami (FL)	43 65	101	H	North Carolina	77 64	
17	A	Duke	50 75	37	H	Syracuse	57 75	52	A	Virginia Tech	58 89	104	H	Wake Forest	59 67	
19	A	NC State	54 72	48	H	Houston	79 74	56	A	Minnesota	68 78	112	A	Dartmouth	57 68	
								73	H	Maine	40 61	138	A	Clemson	61 65	
								75	H	Fordham	55 52	183	H	New Hampshire	64 55	
								93	H	Seton Hall	53 73	188	A	Providence	55 63	
												190	A	Columbia	60 68	
												206	A	Boston U.	57 61	
												235	A	Holy Cross	70 61	
												256	H	Fairfield	58 66	
												281	H	Bryant	65 42	

LAST 12 Division I GAMES:																
19	A	NC State	54 72	2	A	Notre Dame	60 89									
104	H	Wake Forest	59 67	29	H	Virginia	57 68									
37	H	Syracuse	57 75	101	H	North Carolina	77 64									
17	A	Duke	50 75	52	A	Virginia Tech	58 89									
51	H	Miami (FL)	43 65	73	H	Maine	40 61									
138	A	Clemson	61 65	188	A	Providence	55 63									

Non-Div I Games:

Boston College

Average RPI Win:	220	WON-LOST	WINNING	LAST 10	STRENGTH OF	OPP. STRENGTH	TEAM	ADJ.	CONF.	ADJ CONF.
Average RPI Loss:	139	RECORD	PCT. RANK	GAMES	SCHEDULE	OF SCHEDULE	RPI	RPI	RPI	RPI
DIV. I ONLY	9- 13	222	3- 7	157	194	206	206	15	15	
DIV. I NON-CONF.	5- 5	170	0- 0	131	181	132	132	18	18	

TOTALS	RPI 1-25	RPI 26-50	W-L RECORDS	RPI 51-100	RPI 101-999	RPI 201+				
9- 13	0- 0	0- 1	OVERALL	0- 3	9- 9	5- 2				
4- 7	0- 0	0- 1	HOME	0- 1	4- 5	2- 2				
5- 6	0- 0	0- 0	AWAY	0- 2	5- 4	3- 0				
0- 0	0- 0	0- 0	NEUTRAL	0- 0	0- 0	0- 0				
5- 5	0- 0	0- 1	NON-CONFERENCE	0- 1	5- 3	2- 0				
2- 2	0- 0	0- 1	HOME	0- 0	2- 1	0- 0				
3- 3	0- 0	0- 0	AWAY	0- 1	3- 2	2- 0				
0- 0	0- 0	0- 0	NEUTRAL	0- 0	0- 0	0- 0				
4- 8	0- 0	0- 0	CONFERENCE	0- 2	4- 6	3- 2				
2- 5	0- 0	0- 0	HOME	0- 1	2- 4	2- 2				
2- 3	0- 0	0- 0	AWAY	0- 1	2- 2	1- 0				
0- 0	0- 0	0- 0	NEUTRAL	0- 0	0- 0	0- 0				

RPI	S	Opponent	Score	RPI	S	Opponent	Score	RPI	S	Opponent	Score	RPI	S	Opponent	Score	Team's RPI: 206
47	H	UCF	32 47	67	A	American	50 66	113	A	Brown	68 92	126	A	Delaware	85 79	
				71	A	Harvard	70 80	133	A	Bucknell I	57 67	133	H	Bucknell I	58 63	
				84	H	Navy	59 64	134	H	Northeastern	74 73	160	A	Lehigh	58 74	
								160	H	Lehigh	56 65	170	H	Marist	52 80	
								178	A	Army West Point	60 59	183	A	New Hampshire	57 72	
								196	H	Boston College	61 57	224	H	Loyola Maryland	75 56	
								235	H	Holy Cross	57 60	245	H	Lafayette	45 47	
								276	A	Colgate	62 49	276	H	Colgate	66 64	
								281	A	Bryant	78 61	288	A	Vermont	57 41	

LAST 12 Division I GAMES:																
276	H	Colgate	66 64	235	H	Holy Cross	57 60	276	A	Colgate	62 49	160	A	Lehigh	58 74	
160	H	Lehigh	56 65	160	A	Lehigh	58 74	224	H	Loyola Maryland	75 56	133	H	Bucknell I	58 63	
133	A	Bucknell I	57 67	133	H	Bucknell I	58 63	178	A	Army West Point	60 59	84	H	Navy	59 64	
245	H	Lafayette	45 47	178	A	Army West Point	60 59	67	A	American	50 66					

Non-Div I Games:

Boston U.

Average RPI Win:	226	WON-LOST	WINNING	LAST 10	STRENGTH OF	OPP. STRENGTH	TEAM	ADJ.	CONF.	ADJ CONF.
Average RPI Loss:	105	RECORD	PCT. RANK	GAMES	SCHEDULE	OF SCHEDULE	RPI	RPI	RPI	RPI
DIV. I ONLY	9- 13	222	2- 8	126	139	198	198	7	7	
DIV. I NON-CONF.	7- 3	74	0- 0	220	328	116	116	8	8	
<hr/>										
TOTALS	RPI 1-25	RPI 26-50	W-L RECORDS	RPI 51-100	RPI 101-999	RPI 201+				
9- 13	0- 0	0- 4	OVERALL	0- 3	9- 6	6- 1				
4- 7	0- 0	0- 1	HOME	0- 3	4- 3	3- 1				
3- 6	0- 0	0- 3	AWAY	0- 0	3- 3	2- 0				
2- 0	0- 0	0- 0	NEUTRAL	0- 0	2- 0	1- 0				
7- 3	0- 0	0- 1	NON-CONFERENCE	0- 0	7- 2	5- 1				
3- 1	0- 0	0- 0	HOME	0- 0	3- 1	3- 1				
2- 2	0- 0	0- 1	AWAY	0- 0	2- 1	1- 0				
2- 0	0- 0	0- 0	NEUTRAL	0- 0	2- 0	1- 0				
2- 10	0- 0	0- 3	CONFERENCE	0- 3	2- 4	1- 0				
1- 6	0- 0	0- 1	HOME	0- 3	1- 2	0- 0				
1- 4	0- 0	0- 2	AWAY	0- 0	1- 2	1- 0				
0- 0	0- 0	0- 0	NEUTRAL	0- 0	0- 0	0- 0				

RPI 1-25				RPI 26-50				RPI 51-100				RPI 101+ Team's RPI: 198			
RPI	S	Opponent	Score	RPI	S	Opponent	Score	RPI	S	Opponent	Score	RPI	S	Opponent	Score
				27	A	Central Mi ch.	54 90	65	H	Toledo	67 77	106	A	Western Mi ch.	58 67
				40	A	South Dakota St.	44 76	80	H	Ohi o	63 70	106	H	Western Mi ch.	67 81
				42	A	Bal l St.	41 82	87	H	Mi ami (OH)	62 66	136	A	Kent St.	57 81
				42	H	Bal l St.	73 84					136	H	Kent St.	60 50
												137	A	Cincinnati	51 75
												151	A	Robert Morris	64 62
												182	N	Fla. Atlantic	66 55
												200	H	Eastern Mi ch.	52 54
												209	H	Xavier	63 53
												218	N	Norfolk St.	59 50
												222	A	Akron	66 64
												290	H	Valparaiso	90 77
												296	H	Cani sius	57 71
												310	A	Detroit Mercy	85 81
												314	H	Eastern Ky.	77 60
<hr/>															
LAST 12 Division I GAMES:															
				106	H	Western Mi ch.	67 81	136	H	Kent St.	60 50				
				87	H	Mi ami (OH)	62 66	222	A	Akron	66 64				
				136	A	Kent St.	57 81	27	A	Central Mi ch.	54 90				
				65	H	Toledo	67 77	42	H	Bal l St.	73 84				
				42	A	Bal l St.	41 82	200	H	Eastern Mi ch.	52 54				
				80	H	Ohi o	63 70	106	A	Western Mi ch.	58 67				

Non-Div I Games: Ferris St. 82 73

Bowling Green

Bradley				Through Games Of Feb. 7, 2018							
Average RPI Win:		274	WON-LOST	WINNING	LAST 10	STRENGTH OF	OPP. STRENGTH	TEAM	ADJ.	CONF.	ADJ CONF.
Average RPI Loss:		159	RECORD	PCT. RANK	GAMES	SCHEDULE	OF SCHEDULE	RPI	RPI	RPI	RPI
DIV. I ONLY			10- 11	192	4- 6	302	260	246	246	24	24
DIV. I NON-CONF.			5- 5	170	1- 0	243	247	196	196	22	22
<hr/>											
TOTALS		RPI 1-25	RPI 26-50		W-L RECORDS		RPI 51-100	RPI 101-999	RPI 201+		
10- 11		0- 1	0- 0		OVERALL		0- 1	10- 9	9- 4		
4- 6		0- 0	0- 0		HOME		0- 1	4- 5	3- 1		
5- 5		0- 1	0- 0		AWAY		0- 0	5- 4	5- 3		
1- 0		0- 0	0- 0		NEUTRAL		0- 0	1- 0	1- 0		
5- 5		0- 1	0- 0		NON-CONFERENCE		0- 0	5- 4	4- 2		
3- 1		0- 0	0- 0		HOME		0- 0	3- 1	2- 0		
1- 4		0- 1	0- 0		AWAY		0- 0	1- 3	1- 2		
1- 0		0- 0	0- 0		NEUTRAL		0- 0	1- 0	1- 0		
5- 6		0- 0	0- 0		CONFERENCE		0- 1	5- 5	5- 2		
1- 5		0- 0	0- 0		HOME		0- 1	1- 4	1- 1		
4- 1		0- 0	0- 0		AWAY		0- 0	4- 1	4- 1		
0- 0		0- 0	0- 0		NEUTRAL		0- 0	0- 0	0- 0		

RPI 1-25				RPI 26-50				RPI 51-100				RPI 101+ Team's RPI: 246			
RPI	S	Opponent	Score	RPI	S	Opponent	Score	RPI	S	Opponent	Score	RPI	S	Opponent	Score
13	A	Green Bay	40 72					86	H	Drake	75 84	107	H	Western Ill.	87 80
												118	H	Missouri St.	65 71
												127	H	Cleveland St.	65 67
												130	A	Northern Ill.	52 76
												144	H	Southern Ill.	62 63
												154	H	UNI	40 51
												202	A	Illinois	62 74
												219	A	Southeast Mo. St.	53 57
												231	H	Omaha	69 56
												244	N	Nicholls St.	75 65
												257	A	Indiana St.	50 65
												267	A	Illinois St.	62 42
												290	A	Valparaiso	88 69
												290	H	Valparaiso	69 58
												297	A	Loyola Chicago	59 57
												297	H	Loyola Chicago	61 71
												317	H	Ill. -Chicago	58 48
												345	A	Eastern Ill.	67 52
												348	A	Evansville	117 59

LAST 12 Division I GAMES:															
297	H	Loyola Chicago	61 71	118	H	Missouri St.	65 71								
290	H	Valparaiso	69 58	144	H	Southern Ill.	62 63								
86	H	Drake	75 84	290	A	Valparaiso	88 69								
154	H	UNI	40 51	297	A	Loyola Chicago	59 57								
348	A	Evansville	117 59	267	A	Illinois St.	62 42								
257	A	Indiana St.	50 65	107	H	Western Ill.	87 80								

Non-Div I Games: Lincoln (MO) 88 44

Bradley

Loss,
Non-Conf, S Site,
H Home
A Away
N Neutral

**B
r
o
w
n**

B
r
o
w
n

Brown

Average RPI Win: 287
Average RPI Loss: 177

WON-LOST
RECORD

WINNING
PCT. RANK

LAST 10
GAMES

STRENGTH OF
SCHEDULE

OPP. STRENGTH
OF SCHEDULE

TEAM
RPI

ADJ.
RPI

CONF.
RPI

ADJ CONF.
RPI

DIV. I ONLY	7- 15	269	6- 4	232	321	281	281	29	29
DIV. I NON-CONF.	1- 10	327	0- 1	189	212	311	311	29	29
<hr/>									
TOTALS	RPI 1-25	RPI 26-50	W-L RECORDS	RPI 51-100	RPI 101-999	RPI 201+			
7- 15	0- 0	0- 0	OVERALL	0- 2	7- 13	7- 5			
4- 7	0- 0	0- 0	HOME	0- 0	4- 7	4- 4			
2- 7	0- 0	0- 0	AWAY	0- 2	2- 5	2- 1			
1- 1	0- 0	0- 0	NEUTRAL	0- 0	1- 1	1- 0			
1- 10	0- 0	0- 0	NON-CONFERENCE	0- 2	1- 8	1- 2			
0- 4	0- 0	0- 0	HOME	0- 0	0- 4	0- 1			
0- 5	0- 0	0- 0	AWAY	0- 2	0- 3	0- 1			
1- 1	0- 0	0- 0	NEUTRAL	0- 0	1- 1	1- 0			
6- 5	0- 0	0- 0	CONFERENCE	0- 0	6- 5	6- 3			
4- 3	0- 0	0- 0	HOME	0- 0	4- 3	4- 3			
2- 2	0- 0	0- 0	AWAY	0- 0	2- 2	2- 0			
0- 0	0- 0	0- 0	NEUTRAL	0- 0	0- 0	0- 0			

RPI 1-25				RPI 26-50				RPI 51-100				RPI 101+				Team's RPI: 281
RPI	S	Opponent	Score	RPI	S	Opponent	Score	RPI	S	Opponent	Score	RPI	S	Opponent	Score	
								73	A	Maine	68 70	113	A	Brown	62 85	
								81	A	James Madison	36 67	113	N	Brown	60 72	
												129	A	Saint Francis (PA)	69 87	
												145	H	Binghamton	47 55	
												151	A	Robert Morris	49 72	
												157	H	Hartford	47 59	
												183	H	New Hampshire	65 74	
												196	A	Boston College	42 65	
												206	H	Boston U.	61 78	
												235	A	Holy Cross	57 59	
												264	A	Fairleigh Dickinson	65 48	
												264	H	Fairleigh Dickinson	69 77	
												275	H	St. Francis Brooklyn	73 63	
												278	H	LIU Brooklyn	75 56	
												283	H	Mt. St. Mary's	63 68	
												285	A	Sacred Heart	81 73	
												285	H	Sacred Heart	60 56	
												291	H	Central Conn. St.	66 50	
												324	H	Wagner	66 75	
												331	N	Rhode Island	58 52	
<hr/>																
LAST 12 Division I GAMES:																
285	H	Sacred Heart	60 56	285	A	Sacred Heart	81 73									
264	H	Fairleigh Dickinson	69 77	264	A	Fairleigh Dickinson	65 48									
129	A	Saint Francis (PA)	69 87	291	H	Central Conn. St.	66 50									
151	A	Robert Morris	49 72	283	H	Mt. St. Mary's	63 68									
275	H	St. Francis Brooklyn	73 63	324	H	Wagner	66 75									
278	H	LIU Brooklyn	75 56	81	A	James Madison	36 67									

Non-Div I Games:

Bryant

Loss, Non-Conf, S Site, H Home A Away N Neutral

Average RPI Win:	222	WON-LOST	WINNING	LAST 10	STRENGTH OF	OPP. STRENGTH	TEAM	ADJ.	CONF.	ADJ CONF.
Average RPI Loss:	145	RECORD	PCT. RANK	GAMES	SCHEDULE	OF SCHEDULE	RPI	RPI	RPI	RPI
DIV. I ONLY	15- 8	86	8- 2	230	191	133	133	15	15	
DIV. I NON-CONF.	6- 5	153	0- 0	283	203	200	200	18	18	

TOTALS	RPI 1-25	RPI 26-50	W-L RECORDS	RPI 51-100	RPI 101-999	RPI 201+				
15- 8	0- 0	0- 0	OVERALL	1- 3	14- 5	11- 2				
9- 3	0- 0	0- 0	HOME	1- 0	8- 3	5- 2				
6- 5	0- 0	0- 0	AWAY	0- 3	6- 2	6- 0				
0- 0	0- 0	0- 0	NEUTRAL	0- 0	0- 0	0- 0				
6- 5	0- 0	0- 0	NON-CONFERENCE	0- 2	6- 3	5- 1				
3- 2	0- 0	0- 0	HOME	0- 0	3- 2	2- 1				
3- 3	0- 0	0- 0	AWAY	0- 2	3- 1	3- 0				
0- 0	0- 0	0- 0	NEUTRAL	0- 0	0- 0	0- 0				
9- 3	0- 0	0- 0	CONFERENCE	1- 1	8- 2	6- 1				
6- 1	0- 0	0- 0	HOME	1- 0	5- 1	3- 1				
3- 2	0- 0	0- 0	AWAY	0- 1	3- 1	3- 0				
0- 0	0- 0	0- 0	NEUTRAL	0- 0	0- 0	0- 0				

Bucknell

Bucknell

RPI 1-25				RPI 26-50				RPI 51-100				RPI 101+				Team's RPI: 133
RPI	S	Opponent	Score	RPI	S	Opponent	Score	RPI	S	Opponent	Score	RPI	S	Opponent	Score	
								54	A	Drexel	54 63	145	H	Binghamton	64 59	
								67	A	American	58 68	147	A	Pittsburgh	39 57	
								75	A	Fordham	62 71	160	A	Lehigh	62 66	
								84	H	Navy	47 39	160	H	Lehigh	59 52	
												178	H	Army West Point	60 36	
												191	H	Saint Joseph's	53 77	
												206	A	Boston U.	63 58	
												206	H	Boston U.	67 57	
												222	H	Akron	63 52	
												224	H	Loyola Maryland	65 68	
												228	A	Youngstown St.	66 60	
												235	A	Holy Cross	71 47	
												238	H	St. Bonaventure	48 59	
												245	A	Lafayette	80 57	
												245	H	Lafayette	83 53	
												269	A	Rider	76 71	
												276	H	Colgate	77 57	
												296	H	Canisius	76 57	
												338	A	Iona	60 53	

LAST 12 Division I GAMES:																
				160	H	Lehigh	59 52	276	H	Colgate	77 57					
				245	A	Lafayette	80 57	160	A	Lehigh	62 66					
				206	H	Boston U.	67 57	245	H	Lafayette	83 53					
				84	H	Navy	47 39	178	H	Army West Point	60 36					
				235	A	Holy Cross	71 47	206	A	Boston U.	63 58					
				224	H	Loyola Maryland	65 68	67	A	American	58 68					

Non-Div I Games:

Bucknell

Average RPI Win: 139

Average RPI Loss: 105

WON-LOST
RECORDWINNING
PCT. RANKLAST 10
GAMESSTRENGTH OF
SCHEDULEOPP. STRENGTH
OF SCHEDULETEAM
RPIADJ.
RPICONF.
RPIADJ CONF.
RPIDIV. I ONLY
DIV. I NON-CONF.18- 4
9- 225
348- 2
1- 079
18173
6723
4223
427
87
8

TOTALS

RPI 1-25

RPI 26-50

W-L RECORDS

RPI 51-100

RPI 101-999

RPI 201+

18- 4
8- 0
7- 4
3- 00- 0
0- 0
0- 0
0- 01- 2
0- 0
1- 2
0- 0OVERALL
HOME
AWAY
NEUTRAL7- 0
2- 0
3- 0
2- 010- 2
6- 0
3- 2
1- 04- 1
2- 0
2- 1
0- 09- 2
3- 0
3- 2
3- 00- 0
0- 0
0- 0
0- 00- 1
0- 0
0- 1
0- 0NON-CONFERENCE
HOME
AWAY
NEUTRAL3- 0
0- 0
1- 0
2- 06- 1
3- 0
2- 1
1- 03- 1
2- 0
1- 1
0- 09- 2
5- 0
4- 2
0- 00- 0
0- 0
0- 0
0- 01- 1
0- 0
1- 1
0- 0CONFERENCE
HOME
AWAY
NEUTRAL4- 0
2- 0
2- 0
0- 04- 1
3- 0
1- 1
0- 01- 0
0- 0
1- 0
0- 0

RPI 1-25

Team's RPI: 23

RPI S Opponent Score

RPI 26-50

RPI S Opponent Score

27 A Central Mich. 79 86
33 A Arizona St. 57 76
42 A Ball St. 84 80

RPI 51-100

RPI S Opponent Score

57 N Nebraska 82 72
58 A St. John's (NY) 73 72
65 A Toledo 84 73
65 H Toledo 87 69
80 A Ohio 67 63
87 H Miami (OH) 72 67
92 N UNLV 80 53

RPI 101+

RPI S Opponent Score

106 H Western Mich. 71 49
126 H Delaware 87 73
130 A Northern Ill. 84 86
136 H Kent St. 80 42
138 N Clemson 61 41
190 A Columbia 65 63
200 H Eastern Mich. 97 92
222 A Akron 89 66
230 A Niagara 62 75
238 A St. Bonaventure 76 59
296 H Canisius 73 47
305 H UMES 76 41

LAST 12 Division I GAMES:

136 H Kent St. 80 42
65 A Toledo 84 73
27 A Central Mich. 79 86
200 H Eastern Mich. 97 92
65 H Toledo 87 69
80 A Ohio 67 63
42 A Ball St. 84 80
87 H Miami (OH) 72 67
130 A Northern Ill. 84 86
106 H Western Mich. 71 49
222 A Akron 89 66
58 A St. John's (NY) 73 72

Buffalo

Buffalo

Non-Div I Games:

Buffalo

Loss, Non-Conf, S Site, H Home A Away N Neutral

Butler		Average RPI Win: 179		WON-LOST RECORD		WINNING PCT. RANK		LAST 10 GAMES		STRENGTH OF SCHEDULE		OPP. STRENGTH OF SCHEDULE		TEAM RPI		ADJ. RPI		CONF. RPI		ADJ CONF. RPI	
Average RPI Loss: 67		13- 12		172		3- 7		62		80		96		96		6		6			
DIV. I ONLY		8- 4		87		0- 0		102		227		72		72		6		6			
DIV. I NON-CONF.																					
TOTALS		RPI 1-25		RPI 26-50		W-L RECORDS		RPI 51-100		RPI 101-999		RPI 201+									
13- 12		0- 1		2- 4		OVERALL		2- 5		9- 2		6- 1									
7- 4		0- 0		1- 1		HOME		1- 1		5- 2		3- 1									
5- 6		0- 1		1- 3		AWAY		0- 2		4- 0		3- 0									
1- 2		0- 0		0- 0		NEUTRAL		1- 2		0- 0		0- 0									
8- 4		0- 0		0- 2		NON-CONFERENCE		1- 2		7- 0		6- 0									
4- 0		0- 0		0- 0		HOME		0- 0		4- 0		3- 0									
3- 2		0- 0		0- 2		AWAY		0- 0		3- 0		3- 0									
1- 2		0- 0		0- 0		NEUTRAL		1- 2		0- 0		0- 0									
5- 8		0- 1		2- 2		CONFERENCE		1- 3		2- 2		0- 1									
3- 4		0- 0		1- 1		HOME		1- 1		1- 2		0- 1									
2- 4		0- 1		1- 1		AWAY		0- 2		1- 0		0- 0									
0- 0		0- 0		0- 0		NEUTRAL		0- 0		0- 0		0- 0									

RPI 1-25				RPI 26-50				RPI 51-100				RPI 101+			
RPI	S	Opponent	Score	RPI	S	Opponent	Score	RPI	S	Opponent	Score	RPI	S	Opponent	Score
25	A	DePaul	65 87	26	A	Villanova	76 53	52	N	Virginia Tech	79 77	124	A	Georgetown	66 57
				26	H	Villanova	67 69	53	N	West Virginia	68 75	124	H	Georgetown	52 63
				28	A	South Fla.	55 71	54	N	Drexel	62 76	185	H	Wisconsin	69 62
				32	A	Marquette	67 69	58	A	St. John's (NY)	38 76	188	H	Providence	68 57
				39	H	Creighton	59 53	58	H	St. John's (NY)	55 73	209	H	Xavier	62 69
				42	A	Ball St.	75 87	93	A	Seton Hall	64 75	229	H	Austin Peay	75 54
								93	H	Seton Hall	66 48	257	A	Indiana St.	60 51
												267	A	Illinois St.	56 45
												268	H	Lipscomb	70 58
												297	H	Loyola Chicago	64 52
												307	A	Murray St.	88 59
LAST 12 Division I GAMES:															
93	A	Seton Hall	64 75	25	A	DePaul	65 87	32	A	Marquette	67 69	58	H	St. John's (NY)	55 73
58	A	St. John's (NY)	38 76	58	H	St. John's (NY)	55 73	93	H	Seton Hall	66 48	124	A	Georgetown	66 57
26	H	Villanova	67 69	124	A	Georgetown	66 57	26	A	Villanova	76 53				
124	H	Georgetown	52 63												
188	H	Providence	68 57												
39	H	Creighton	59 53												

Non-Div I Games:

Butler

Average RPI Win:	279	WON-LOST	WINNING	LAST 10	STRENGTH OF	OPP. STRENGTH	TEAM	ADJ.	CONF.	ADJ CONF.
Average RPI Loss:	174	RECORD	PCT. RANK	GAMES	SCHEDULE	OF SCHEDULE	RPI	RPI	RPI	RPI
DIV. I ONLY	10- 10	173	6- 4	335	221	239	239	30	30	
DIV. I NON-CONF.	4- 8	239	2- 2	261	158	238	238	30	30	

TOTALS	RPI 1-25	RPI 26-50	W-L RECORDS	RPI 51-100	RPI 101-999	RPI 201+				
10- 10	0- 1	0- 0	OVERALL	0- 1	10- 8	9- 5				
5- 2	0- 0	0- 0	HOME	0- 0	5- 2	5- 1				
5- 8	0- 1	0- 0	AWAY	0- 1	5- 6	4- 4				
0- 0	0- 0	0- 0	NEUTRAL	0- 0	0- 0	0- 0				
4- 8	0- 1	0- 0	NON-CONFERENCE	0- 1	4- 6	3- 3				
2- 1	0- 0	0- 0	HOME	0- 0	2- 1	2- 0				
2- 7	0- 1	0- 0	AWAY	0- 1	2- 5	1- 3				
0- 0	0- 0	0- 0	NEUTRAL	0- 0	0- 0	0- 0				
6- 2	0- 0	0- 0	CONFERENCE	0- 0	6- 2	6- 2				
3- 1	0- 0	0- 0	HOME	0- 0	3- 1	3- 1				
3- 1	0- 0	0- 0	AWAY	0- 0	3- 1	3- 1				
0- 0	0- 0	0- 0	NEUTRAL	0- 0	0- 0	0- 0				

RPI 1-25				RPI 26-50				RPI 51-100				RPI 101+ Team's RPI: 239			
RPI	S	Opponent	Score	RPI	S	Opponent	Score	RPI	S	Opponent	Score	RPI	S	Opponent	Score
12	A	Stanford	34 57					76	A	South Dakota	50 66	122	A	UTEP	56 67
												152	A	Cal Poly	57 59
												174	A	Boise St.	65 59
												179	H	UC Irvine	59 72
												204	H	Seattle U	75 68
												215	A	SMU	29 41
												231	H	Omaha	52 43
												237	A	New Mexico St.	48 56
												242	A	UC Riverside	65 68
												250	A	San Jose St.	57 67
												259	A	UMKC	76 62
												259	H	UMKC	58 60
												299	H	Cal St. Fullerton	55 43
												302	A	Southern Utah	46 45
												309	H	Utah Valley	63 58
												323	A	UTRGV	67 64
												343	A	Chicago St.	63 36
												343	H	Chicago St.	63 49

LAST 12 Division I GAMES:															
259	A	UMKC	76 62	323	A	UTRGV	67 64								
343	A	Chicago St.	63 36	309	H	Utah Valley	63 58								
204	H	Seattle U	75 68	179	H	UC Irvine	59 72								
343	H	Chicago St.	63 49	152	A	Cal Poly	57 59								
259	H	UMKC	58 60	174	A	Boise St.	65 59								
237	A	New Mexico St.	48 56	231	H	Omaha	52 43								

Non-Div I Games: Fresno Pacific 74 63 Whittier 72 35

CSU Bakersfield

Loss, Non-Conf, S Site, H Home A Away N Neutral

Average RPI Win: 227	WON-LOST RECORD	WINNING PCT. RANK	LAST 10 GAMES	STRENGTH OF SCHEDULE	OPP. STRENGTH OF SCHEDULE	TEAM RPI	ADJ. RPI	CONF. RPI	ADJ. CONF. RPI
Average RPI Loss: 166									
DIV. I ONLY	12- 10	146	7- 3	212	229	184	184	21	21
DIV. I NON-CONF.	6- 7	184	1- 1	200	264	219	219	20	20

TOTALS	RPI 1-25	RPI 26-50	W-L RECORDS	RPI 51-100	RPI 101-999	RPI 201+			
12- 10	0- 1	0- 0	OVERALL	1- 0	11- 9	8- 3			
7- 4	0- 0	0- 0	HOME	1- 0	6- 4	5- 1			
5- 5	0- 1	0- 0	AWAY	0- 0	5- 4	3- 2			
0- 1	0- 0	0- 0	NEUTRAL	0- 0	0- 1	0- 0			
6- 7	0- 1	0- 0	NON-CONFERENCE	0- 0	6- 6	4- 3			
4- 3	0- 0	0- 0	HOME	0- 0	4- 3	3- 1			
2- 3	0- 1	0- 0	AWAY	0- 0	2- 2	1- 2			
0- 1	0- 0	0- 0	NEUTRAL	0- 0	0- 1	0- 0			
6- 3	0- 0	0- 0	CONFERENCE	1- 0	5- 3	4- 0			
3- 1	0- 0	0- 0	HOME	1- 0	2- 1	2- 0			
3- 2	0- 0	0- 0	AWAY	0- 0	3- 2	2- 0			
0- 0	0- 0	0- 0	NEUTRAL	0- 0	0- 0	0- 0			

RPI 1-25				RPI 26-50				RPI 51-100				RPI 101+				Team's RPI: 184
RPI	S	Opponent	Score	RPI	S	Opponent	Score	RPI	S	Opponent	Score	RPI	S	Opponent	Score	
7	A	Oregon	43 91					66	H	UC Davis	75 71	114	N	Milwaukee	50 58	
												139	H	Fresno St.	85 72	
												141	H	Weber St.	61 64	
												152	A	Cal Poly	71 84	
												159	A	Loyola Marymount	75 68	
												162	H	Idaho	75 80	
												179	A	UC Irvine	47 56	
												201	A	UC Santa Barbara	48 30	
												201	H	UC Santa Barbara	73 74	
												204	H	Seattle U	67 62	
												221	A	New Orleans	73 76	
												231	H	Omaha	60 68	
												242	H	UC Riverside	60 55	
												250	A	San Jose St.	76 59	
												253	A	San Diego St.	55 58	
												255	A	Hawaii	70 58	
												282	H	Arizona	66 63	
												299	A	Cal St. Fullerton	70 68	
												299	H	Cal St. Fullerton	65 41	
												325	H	Northern Ari z.	78 69	
LAST 12 Division I GAMES:																
				66	H	UC Davis	75 71	152	A	Cal Poly	71 84					
				201	A	UC Santa Barbara	48 30	201	H	UC Santa Barbara	73 74					
				179	A	UC Irvine	47 56	299	A	Cal St. Fullerton	70 68					
				255	A	Hawaii	70 58	204	H	Seattle U	67 62					
				242	H	UC Riverside	60 55	231	H	Omaha	60 68					
				299	H	Cal St. Fullerton	65 41	325	H	Northern Ari z.	78 69					

Non-Div I Games: Biola 68 51

CSUN

C
a
l
P
o
l
y

Cal Poly				Through Games Of Feb. 7, 2018						
Average RPI Win:	251	WON-LOST RECORD	WINNING PCT. RANK	LAST 10 GAMES	STRENGTH OF SCHEDULE	OPP. STRENGTH OF SCHEDULE	TEAM RPI	ADJ. RPI	CONF. RPI	ADJ CONF. RPI
Average RPI Loss:	143									
DIV. I ONLY		12- 9	131	7- 3	224	263	152	152	21	21
DIV. I NON-CONF.		5- 6	187	1- 1	214	319	201	201	20	20

TOTALS	RPI 1-25		RPI 26-50	W-L RECORDS	RPI 51-100		RPI 101-999		RPI 201+	
12- 9	0- 0		0- 0	OVERALL	0- 4		12- 5		9- 1	
7- 2	0- 0		0- 0	HOME	0- 1		7- 1		4- 0	
5- 7	0- 0		0- 0	AWAY	0- 3		5- 4		5- 1	
0- 0	0- 0		0- 0	NEUTRAL	0- 0		0- 0		0- 0	
5- 6	0- 0		0- 0	NON-CONFERENCE	0- 2		5- 4		4- 1	
3- 1	0- 0		0- 0	HOME	0- 0		3- 1		2- 0	
2- 5	0- 0		0- 0	AWAY	0- 2		2- 3		2- 1	
0- 0	0- 0		0- 0	NEUTRAL	0- 0		0- 0		0- 0	
7- 3	0- 0		0- 0	CONFERENCE	0- 2		7- 1		5- 0	
4- 1	0- 0		0- 0	HOME	0- 1		4- 0		2- 0	
3- 2	0- 0		0- 0	AWAY	0- 1		3- 1		3- 0	
0- 0	0- 0		0- 0	NEUTRAL	0- 0		0- 0		0- 0	

RPI 1-25				RPI 26-50				RPI 51-100				RPI 101+ Team's RPI: 152			
RPI	S	Opponent	Score	RPI	S	Opponent	Score	RPI	S	Opponent	Score	RPI	S	Opponent	Score
								56	A	Minnesota	68 112	151	H	Robert Morris	50 66
								66	A	UC Davis	77 85	164	A	San Francisco	71 83
								66	H	UC Davis	76 80	164	H	San Francisco	88 83
								78	A	Saint Mary's (CA)	64 82	179	H	UC Irvine	79 76
												184	H	CSUN	84 71
												194	A	Eastern Wash.	72 75
												201	A	UC Santa Barbara	68 73
												239	H	CSU Bakersfield	59 57
												242	A	UC Riverside	87 82
												242	H	UC Riverside	91 73
												255	H	Hawaii	52 50
												265	A	North Dakota St.	73 69
												280	H	Grand Canyon	75 69
												299	A	Cal St. Fullerton	72 63
												309	A	Utah Valley	70 89
												325	A	Northern Ariz.	89 73
												335	A	Long Beach St.	75 64

LAST 12 Division I GAMES:															
				66	A	UC Davis	77 85	179	H	UC Irvine	79 76				
				242	H	UC Riverside	91 73	184	H	CSUN	84 71				
				255	H	Hawaii	52 50	201	A	UC Santa Barbara	68 73				
				299	A	Cal St. Fullerton	72 63	242	A	UC Riverside	87 82				
				335	A	Long Beach St.	75 64	239	H	CSU Bakersfield	59 57				
				66	H	UC Davis	76 80	309	A	Utah Valley	70 89				

Non-Div I Games: Cal St. Monterey Bay77 44

Cal Poly

C
a
l
P
o
l
y

Average RPI Win:	298	WON-LOST	WINNING	LAST 10	STRENGTH OF	OPP. STRENGTH	TEAM	ADJ.	CONF.	ADJ CONF.
Average RPI Loss:	183	RECORD	PCT. RANK	GAMES	SCHEDULE	OF SCHEDULE	RPI	RPI	RPI	RPI
DIV. I ONLY	6- 14	280	3- 7	292	290	299	299	21	21	
DIV. I NON-CONF.	4- 8	239	2- 1	308	326	286	286	20	20	

TOTALS	RPI 1-25	RPI 26-50	W-L RECORDS	RPI 51-100	RPI 101-999	RPI 201+				
6- 14	0- 0	0- 0	OVERALL	0- 1	6- 13	6- 5				
4- 5	0- 0	0- 0	HOME	0- 0	4- 5	4- 0				
2- 8	0- 0	0- 0	AWAY	0- 1	2- 7	2- 4				
0- 1	0- 0	0- 0	NEUTRAL	0- 0	0- 1	0- 1				
4- 8	0- 0	0- 0	NON-CONFERENCE	0- 0	4- 8	4- 4				
2- 2	0- 0	0- 0	HOME	0- 0	2- 2	2- 0				
2- 5	0- 0	0- 0	AWAY	0- 0	2- 5	2- 3				
0- 1	0- 0	0- 0	NEUTRAL	0- 0	0- 1	0- 1				
2- 6	0- 0	0- 0	CONFERENCE	0- 1	2- 5	2- 1				
2- 3	0- 0	0- 0	HOME	0- 0	2- 3	2- 0				
0- 3	0- 0	0- 0	AWAY	0- 1	0- 2	0- 1				
0- 0	0- 0	0- 0	NEUTRAL	0- 0	0- 0	0- 0				

RPI 1-25				RPI 26-50				RPI 51-100				RPI 101+				Team's RPI: 299
RPI	S	Opponent	Score	RPI	S	Opponent	Score	RPI	S	Opponent	Score	RPI	S	Opponent	Score	
								66	A	UC Davis	53 67	122	H	UTEP	91 92	
												149	A	Pacific	65 81	
												152	H	Cal Poly	63 72	
												162	A	Idaho	60 80	
												179	H	UC Irvine	60 76	
												184	A	CSUN	41 65	
												184	H	CSUN	68 70	
												195	H	Denver	58 83	
												205	N	Oral Roberts	50 60	
												227	A	Montana	47 68	
												239	A	CSU Bakersfield	43 55	
												242	A	UC Riverside	50 63	
												253	A	San Diego St.	58 59	
												255	H	Hawaii	69 57	
												273	A	Santa Clara	73 69	
												303	H	UTSA	55 46	
												309	A	Utah Valley	73 36	
												311	H	Portland	66 61	
												335	H	Long Beach St.	67 61	

LAST 12 Division I GAMES:																
				179	H	UC Irvine	60 76	184	H	CSUN	68 70					
				152	H	Cal Poly	63 72	255	H	Hawaii	69 57					
				66	A	UC Davis	53 67	122	H	UTEP	91 92					
				184	A	CSUN	41 65	309	A	Utah Valley	73 36					
				242	A	UC Riverside	50 63	303	H	UTSA	55 46					
				335	H	Long Beach St.	67 61	162	A	Idaho	60 80					

Non-Div I Games: Antelope Valley 74 48

Cal St. Fullerton

■ Loss,
 ■ Non-Conf,
 ■ S Site,
 ■ Home
 ■ Away
 N Neutral

Average RPI Win:	161	WON-LOST	WINNING	LAST 10	STRENGTH OF	OPP. STRENGTH	TEAM	ADJ.	CONF.	ADJ CONF.
Average RPI Loss:	20	RECORD	PCT. RANK	GAMES	SCHEDULE	OF SCHEDULE	RPI	RPI	RPI	RPI
DIV. I ONLY	15- 8	86	5- 5	27	44	36	36	4	4	
DIV. I NON-CONF.	9- 2	34	0- 0	41	73	20	20	3	3	

TOTALS	RPI 1-25	RPI 26-50	W-L RECORDS	RPI 51-100	RPI 101-999	RPI 201+				
15- 8	0- 5	2- 3	OVERALL	2- 0	11- 0	6- 0				
9- 3	0- 2	1- 1	HOME	2- 0	6- 0	4- 0				
6- 5	0- 3	1- 2	AWAY	0- 0	5- 0	2- 0				
0- 0	0- 0	0- 0	NEUTRAL	0- 0	0- 0	0- 0				
9- 2	0- 2	0- 0	NON-CONFERENCE	1- 0	8- 0	4- 0				
5- 1	0- 1	0- 0	HOME	1- 0	4- 0	3- 0				
4- 1	0- 1	0- 0	AWAY	0- 0	4- 0	1- 0				
0- 0	0- 0	0- 0	NEUTRAL	0- 0	0- 0	0- 0				
6- 6	0- 3	2- 3	CONFERENCE	1- 0	3- 0	2- 0				
4- 2	0- 1	1- 1	HOME	1- 0	2- 0	1- 0				
2- 4	0- 2	1- 2	AWAY	0- 0	1- 0	1- 0				
0- 0	0- 0	0- 0	NEUTRAL	0- 0	0- 0	0- 0				

RPI 1-25				RPI 26-50				RPI 51-100				RPI 101+			
RPI	S	Opponent	Score	RPI	S	Opponent	Score	RPI	S	Opponent	Score	RPI	S	Opponent	Score
1	A	UConn	47 82	33	A	Ari zona St.	71 80	78	H	Saint Mary' s (CA)	87 80	108	A	Kentucky	62 52
7	A	Oregon	54 91	33	H	Ari zona St.	42 57	83	H	Washi ngton St.	66 60	113	A	Brown	89 79
8	A	UCLA	52 60	49	A	Oregon St.	48 68					116	H	BYU	70 45
8	H	UCLA	46 82	50	A	Southern Cal i forni a	62 59					149	A	Paci fic	92 85
18	H	Mi ssouri	52 55	50	H	Southern Cal i forni a	76 64					169	H	Washi ngton	69 60
												204 H Seattle U 87 67			
												213 H San Diego 89 64			
												252 H Manhattan 87 66			
												273 A Santa Clara 79 41			
												282 A Ari zona 53 51			
												282 H Ari zona 63 39			
LAST 12 Division I GAMES:															
				49 A Oregon St. 48 68				83 H Washington St. 66 60							
				7 A Oregon 54 91				169 H Washington 69 60							
				33 H Ari zona St. 42 57				282 A Ari zona 53 51							
				282 H Ari zona 63 39				33 A Ari zona St. 71 80							
				50 A Southern Cal i forni a 62 59				8 H UCLA 46 82							
				8 A UCLA 52 60				50 H Southern Cal i forni a 76 64							

C
a
m
p
b
e
l
l

Campbell I				Through Games Of Feb. 7, 2018							
Average RPI	Win:	281	WON-LOST	WINNING	LAST 10	STRENGTH OF	OPP. STRENGTH	TEAM	ADJ.	CONF.	ADJ CONF.
Average RPI	Loss:	189	RECORD	PCT. RANK	GAMES	SCHEDULE	OF SCHEDULE	RPI	RPI	RPI	RPI
DIV. I ONLY			10- 10	173	5- 5	315	327	247	247	27	27
DIV. I NON-CONF.			5- 4	146	0- 1	324	279	233	233	28	28
<hr/>											
TOTALS		RPI 1-25	RPI 26-50		W-L RECORDS		RPI 51-100	RPI 101-999	RPI 201+		
10- 10		0- 0	0- 0		OVERALL		0- 2	10- 8	9- 5		
4- 5		0- 0	0- 0		HOME		0- 1	4- 4	4- 2		
6- 5		0- 0	0- 0		AWAY		0- 0	6- 3	5- 3		
0- 0		0- 0	0- 0		NEUTRAL		0- 0	0- 0	0- 0		
5- 4		0- 0	0- 0		NON-CONFERENCE		0- 1	5- 3	5- 2		
2- 2		0- 0	0- 0		HOME		0- 1	2- 1	2- 1		
3- 2		0- 0	0- 0		AWAY		0- 0	3- 2	3- 1		
0- 0		0- 0	0- 0		NEUTRAL		0- 0	0- 0	0- 0		
5- 6		0- 0	0- 0		CONFERENCE		0- 1	5- 5	4- 3		
2- 3		0- 0	0- 0		HOME		0- 0	2- 3	2- 1		
3- 3		0- 0	0- 0		AWAY		0- 1	3- 2	2- 2		
0- 0		0- 0	0- 0		NEUTRAL		0- 0	0- 0	0- 0		

RPI 1-25				RPI 26-50				RPI 51-100				RPI 101+ Team's RPI: 247					
RPI	S	Opponent	Score	RPI	S	Opponent	Score	RPI	S	Opponent	Score	RPI	S	Opponent	Score		
								60	H	Mercer	57	58	146	A	Kansas	48	66
								100	A	Liberty	42	60	158	A	High Point	51	44
													158	H	High Point	53	62
													161	H	Radford	50	51
													217	A	Gardner-Webb	73	44
													218	H	Norfolk St.	27	53
													233	A	UNCG	72	61
													241	A	Howard	61	63
													248	H	UNC Asheville	52	60
													254	A	Presbyterian	59	65
													260	A	Col. of Charleston	53	45
													295	H	USC Upstate	69	49
													301	A	Charleston So.	59	63
													301	H	Charleston So.	58	49
													326	H	Western Caro.	58	51
													334	A	N. C. Central	58	51
													339	A	Winthrop	72	48
													349	H	Longwood	58	48
LAST 12 Division I GAMES:																	
				301	A	Charleston So.	59	63	158	H	High Point	53	62				
				158	A	High Point	51	44	254	A	Presbyterian	59	65				
				161	H	Radford	50	51	301	H	Charleston So.	58	49				
				349	H	Longwood	58	48	339	A	Winthrop	72	48				
				217	A	Gardner-Webb	73	44	248	H	UNC Asheville	52	60				
				100	A	Liberty	42	60	241	A	Howard	61	63				

Non-Div I Games: Columbia Int'l 78 39 William Peace 94 42

Campbell

C
a
m
p
b
e
l
l

Average RPI Win:	274	WON-LOST	WINNING	LAST 10	STRENGTH OF	OPP. STRENGTH	TEAM	ADJ.	CONF.	ADJ CONF.
Average RPI Loss:	195	RECORD	PCT. RANK	GAMES	SCHEDULE	OF SCHEDULE	RPI	RPI	RPI	RPI
DIV. I ONLY	8- 15	263	5- 5	310	295	296	296	28	28	
DIV. I NON-CONF.	2- 9	295	0- 0	224	271	301	301	26	26	

TOTALS	RPI 1-25	RPI 26-50	W-L RECORDS	RPI 51-100	RPI 101-999	RPI 201+				
8- 15	0- 1	0- 0	OVERALL	0- 2	8- 12	6- 9				
4- 8	0- 0	0- 0	HOME	0- 1	4- 7	3- 6				
4- 6	0- 0	0- 0	AWAY	0- 1	4- 0	3- 0				
0- 1	0- 0	0- 0	NEUTRAL	0- 0	0- 1	0- 0				
2- 9	0- 1	0- 0	NON-CONFERENCE	0- 1	2- 7	1- 5				
1- 4	0- 0	0- 0	HOME	0- 0	1- 4	1- 4				
1- 4	0- 1	0- 0	AWAY	0- 1	1- 2	0- 1				
0- 1	0- 0	0- 0	NEUTRAL	0- 0	0- 1	0- 0				
6- 6	0- 0	0- 0	CONFERENCE	0- 1	6- 5	5- 4				
3- 4	0- 0	0- 0	HOME	0- 1	3- 3	2- 2				
3- 2	0- 0	0- 0	AWAY	0- 0	3- 2	3- 2				
0- 0	0- 0	0- 0	NEUTRAL	0- 0	0- 0	0- 0				

RPI 1-25				RPI 26-50				RPI 51-100				RPI 101+				Team's RPI: 296
RPI	S	Opponent	Score	RPI	S	Opponent	Score	RPI	S	Opponent	Score	RPI	S	Opponent	Score	
23	A	Buffalo	47 73					61	H	Qui nni pi ac	55 84	131	N	Mi ddl e Tenn.	45 55	
								87	A	Mi ami (OH)	47 72	133	A	Bucknel l	57 76	
												170	H	Marist	53 78	
												198	A	Bowl ing Green	71 57	
												199	H	Si ena	65 57	
												203	H	Oakl and	48 83	
												216	H	Morehead St.	52 76	
												230	H	Ni agara	64 60	
												238	H	St. Bonaventure	71 69	
												252	A	Manhattan	39 58	
												252	H	Manhattan	56 59	
												256	H	Fai rfi eld	52 56	
												269	A	Ri der	54 70	
												272	H	Cornel l	59 67	
												276	H	Col gate	63 70	
												298	A	Monmouth	60 48	
												323	A	UTRGV	46 63	
												338	A	I ona	53 49	
												344	A	Saint Peter's	66 53	
												344	H	Saint Peter's	52 49	

LAST 12 Di vi si on I GAMES:																
344	H	Saint Peter's	52 49	199	H	Si ena	65 57									
230	H	Ni agara	64 60	252	H	Manhattan	56 59									
170	H	Marist	53 78	269	A	Ri der	54 70									
61	H	Qui nni pi ac	55 84	252	A	Manhattan	39 58									
298	A	Monmouth	60 48	338	A	I ona	53 49									
344	A	Saint Peter's	66 53	256	H	Fai rfi eld	52 56									

Non-Di v I Games:

Canisius

Average RPI Win:	256	WON-LOST	WINNING	LAST 10	STRENGTH OF	OPP. STRENGTH	TEAM	ADJ.	CONF.	ADJ CONF.
Average RPI Loss:	110	RECORD	PCT. RANK	GAMES	SCHEDULE	OF SCHEDULE	RPI	RPI	RPI	RPI
DIV. I ONLY	12- 7	106	7- 3	252	207	125	125	25	25	
DIV. I NON-CONF.	3- 4	209	0- 0	32	25	71	71	25	25	

TOTALS	RPI 1-25	RPI 26-50	W-L RECORDS	RPI 51-100	RPI 101-999	RPI 201+				
12- 7	0- 3	0- 0	OVERALL	0- 0	12- 4	10- 2				
6- 1	0- 0	0- 0	HOME	0- 0	6- 1	5- 1				
4- 6	0- 0	0- 0	AWAY	0- 0	4- 0	4- 0				
2- 0	0- 0	0- 0	NEUTRAL	0- 0	2- 0	1- 0				
3- 4	0- 3	0- 0	NON-CONFERENCE	0- 0	3- 1	2- 0				
1- 0	0- 0	0- 0	HOME	0- 0	1- 0	1- 0				
0- 4	0- 3	0- 0	AWAY	0- 0	0- 1	0- 0				
2- 0	0- 0	0- 0	NEUTRAL	0- 0	2- 0	1- 0				
9- 3	0- 0	0- 0	CONFERENCE	0- 0	9- 3	8- 2				
5- 1	0- 0	0- 0	HOME	0- 0	5- 1	4- 1				
4- 2	0- 0	0- 0	AWAY	0- 0	4- 2	4- 1				
0- 0	0- 0	0- 0	NEUTRAL	0- 0	0- 0	0- 0				

RPI 1-25				RPI 26-50				RPI 51-100				RPI 101+ Team's RPI: 125			
RPI	S	Opponent	Score	RPI	S	Opponent	Score	RPI	S	Opponent	Score	RPI	S	Opponent	Score
9	A	Baylor	55 86									102	A	South Ala.	43 64
11	A	Tennessee	34 77									109	H	Lamar University	51 39
16	A	Texas A&M	61 72									123	A	SFA	46 59
												138	N	Clemson	53 47
												214	H	Abilene Christian	63 45
												221	H	New Orleans	48 52
												244	A	Nicholls St.	69 48
												258	A	A&M-Corpus Christi	58 50
												265	N	North Dakota St.	68 45
												277	H	Alcorn	75 52
												286	A	Southeastern La.	70 78
												286	H	Southeastern La.	63 47
												313	A	Incarnate Word	57 35
												318	H	Houston Baptist	64 56
												319	A	Northwestern St.	61 53
												332	H	Sam Houston St.	69 44

LAST 12 Division I GAMES:															
318	H	Houston Baptist	64 56	244	A	Nicholls St.	69 48								
286	A	Southeastern La.	70 78	313	A	Incarnate Word	57 35								
319	A	Northwestern St.	61 53	109	H	Lamar University	51 39								
123	A	SFA	46 59	332	H	Sam Houston St.	69 44								
214	H	Abilene Christian	63 45	286	H	Southeastern La.	63 47								
221	H	New Orleans	48 52	258	A	A&M-Corpus Christi	58 50								

Non-Div I Games: Central Baptist 75 34 Williams Baptist 77 31 Crowley's Ridge 106 23 Hendrix 79 22 Central Ark.

Average RPI Win:	290	WON-LOST	WINNING	LAST 10	STRENGTH OF	OPP. STRENGTH	TEAM	ADJ.	CONF.	ADJ CONF.
Average RPI Loss:	173	RECORD	PCT. RANK	GAMES	SCHEDULE	OF SCHEDULE	RPI	RPI	RPI	RPI
DIV. I ONLY	4- 18	313	4- 6	134	313	291	291	29	29	
DIV. I NON-CONF.	0- 11	337	0- 1	48	171	284	284	29	29	

TOTALS	RPI 1-25	RPI 26-50	W-L RECORDS	RPI 51-100	RPI 101-999	RPI 201+				
4- 18	0- 0	0- 1	OVERALL	0- 4	4- 13	4- 8				
3- 7	0- 0	0- 0	HOME	0- 1	3- 6	3- 4				
1- 11	0- 0	0- 1	AWAY	0- 3	1- 7	1- 4				
0- 0	0- 0	0- 0	NEUTRAL	0- 0	0- 0	0- 0				
0- 11	0- 0	0- 1	NON-CONFERENCE	0- 4	0- 6	0- 3				
0- 4	0- 0	0- 0	HOME	0- 1	0- 3	0- 1				
0- 7	0- 0	0- 1	AWAY	0- 3	0- 3	0- 2				
0- 0	0- 0	0- 0	NEUTRAL	0- 0	0- 0	0- 0				
4- 7	0- 0	0- 0	CONFERENCE	0- 0	4- 7	4- 5				
3- 3	0- 0	0- 0	HOME	0- 0	3- 3	3- 3				
1- 4	0- 0	0- 0	AWAY	0- 0	1- 4	1- 2				
0- 0	0- 0	0- 0	NEUTRAL	0- 0	0- 0	0- 0				

RPI 1-25				RPI 26-50				RPI 51-100				RPI 101+ Team's RPI: 291			
RPI	S	Opponent	Score	RPI	S	Opponent	Score	RPI	S	Opponent	Score	RPI	S	Opponent	Score
				29	A	Virginia	59 103	53	A	West Virginia	52 102	113	H	Brown	55 78
								55	A	Duquesne	58 83	117	H	Yale	62 75
								74	H	Albany (NY)	60 72	129	A	Saint Francis (PA)	59 87
								79	A	Penn St.	66 83	151	A	Robert Morris	47 66
												157	A	Hartford	52 68
												208	A	Stony Brook	55 60
												264	A	Fairleigh Dickinson	49 78
												264	H	Fairleigh Dickinson	76 56
												274	H	Morgan St.	41 61
												275	H	St. Francis Brooklyn	70 78
												278	H	LIU Brooklyn	54 61
												281	A	Bryant	50 66
												283	H	Mt. St. Mary's	56 68
												285	A	Sacred Heart	73 71
												285	H	Sacred Heart	69 59
												288	A	Vermont	48 62
												324	H	Wagner	59 56

LAST 12 Division I GAMES:															
				264	H	Fairleigh Dickinson	76 56	264	A	Fairleigh Dickinson	49 78				
				285	A	Sacred Heart	73 71	285	H	Sacred Heart	69 59				
				151	A	Robert Morris	47 66	281	A	Bryant	50 66				
				129	A	Saint Francis (PA)	59 87	324	H	Wagner	59 56				
				278	H	LIU Brooklyn	54 61	283	H	Mt. St. Mary's	56 68				
				275	H	St. Francis Brooklyn	70 78	288	A	Vermont	48 62				

Non-Div I Games:

Central Conn. St.

Average RPI Win: 148

Average RPI Loss: 50

WON-LOST
RECORDWINNING
PCT. RANKLAST 10
GAMESSTRENGTH OF
SCHEDULEOPP. STRENGTH
OF SCHEDULETEAM
RPIADJ.
RPICONF.
RPIADJ CONF.
RPIDIV. I ONLY
DIV. I NON-CONF.

18- 3

11

10- 0

91

71

27

27

7

7

7- 3

74

0- 1

165

63

82

82

8

8

TOTALS

RPI 1-25

RPI 26-50

W-L RECORDS

RPI 51-100

RPI 101-999

RPI 201+

18- 3

1- 0

1- 1

OVERALL

3- 2

13- 0

5- 0

7- 2

1- 0

0- 1

HOME

1- 1

5- 0

1- 0

9- 1

0- 0

1- 0

AWAY

2- 1

6- 0

3- 0

2- 0

0- 0

0- 0

NEUTRAL

0- 0

2- 0

1- 0

7- 3

0- 0

0- 1

NON-CONFERENCE

0- 2

7- 0

4- 0

2- 2

0- 0

0- 1

HOME

0- 1

2- 0

1- 0

3- 1

0- 0

0- 0

AWAY

0- 1

3- 0

2- 0

2- 0

0- 0

0- 0

NEUTRAL

0- 0

2- 0

1- 0

11- 0

1- 0

1- 0

CONFERENCE

3- 0

6- 0

1- 0

5- 0

1- 0

0- 0

HOME

1- 0

3- 0

0- 0

6- 0

0- 0

1- 0

AWAY

2- 0

3- 0

1- 0

0- 0

0- 0

0- 0

NEUTRAL

0- 0

0- 0

0- 0

RPI 1-25

RPI 26-50

Team's RPI: 27

RPI 51-100

RPI 101+

RPI	S	Opponent	Score
23	H	Buffalo	86 79

RPI	S	Opponent	Score
34	H	Purdue	69 79
42	A	Ball St.	69 65

RPI	S	Opponent	Score
55	A	Duquesne	61 64
61	H	Quinnipiac	70 84
80	A	Ohio	74 72
80	H	Ohio	82 58
87	A	Miami (OH)	84 66

RPI	S	Opponent	Score
106	H	Western Mich.	74 70
115	N	Iowa St.	81 60
121	H	Vanderbilt	92 75
130	A	Northern Ill.	81 78
136	H	Kent St.	88 84
142	A	SIUE	94 56
198	H	Bowling Green	90 54
200	A	Eastern Mich.	95 72
203	A	Oakland	103 85
222	A	Akron	95 86
253	N	San Diego St.	85 76
257	A	Indiana St.	77 67
260	H	Col. of Charleston	79 58

LAST 12 Division I GAMES:

80	A	Ohio	74 72
200	A	Eastern Mich.	95 72
23	H	Buffalo	86 79
106	H	Western Mich.	74 70
222	A	Akron	95 86
130	A	Northern Ill.	81 78

136	H	Kent St.	88 84
198	H	Bowling Green	90 54
87	A	Miami (OH)	84 66
80	H	Ohio	82 58
42	A	Ball St.	69 65
61	H	Quinnipiac	70 84

Non-Div I Games:

Aquinas

96 47

Central Mich.

Average RPI Win:	301	WON-LOST	WINNING	LAST 10	STRENGTH OF	OPP. STRENGTH	TEAM	ADJ.	CONF.	ADJ CONF.
Average RPI Loss:	198	RECORD	PCT. RANK	GAMES	SCHEDULE	OF SCHEDULE	RPI	RPI	RPI	RPI
DIV. I ONLY	7- 12	246	4- 6	328	333	301	301	27	27	
DIV. I NON-CONF.	2- 6	280	1- 0	328	266	334	334	28	28	

TOTALS	RPI 1-25	RPI 26-50	W-L RECORDS	RPI 51-100	RPI 101-999	RPI 201+				
7- 12	0- 0	0- 0	OVERALL	0- 2	7- 10	7- 6				
4- 5	0- 0	0- 0	HOME	0- 0	4- 5	4- 3				
3- 6	0- 0	0- 0	AWAY	0- 0	3- 2	3- 2				
0- 1	0- 0	0- 0	NEUTRAL	0- 0	0- 1	0- 0				
2- 6	0- 0	0- 0	NON-CONFERENCE	0- 1	2- 5	2- 3				
1- 2	0- 0	0- 0	HOME	0- 0	1- 2	1- 2				
1- 3	0- 0	0- 0	AWAY	0- 1	1- 2	1- 1				
0- 1	0- 0	0- 0	NEUTRAL	0- 0	0- 1	0- 0				
5- 6	0- 0	0- 0	CONFERENCE	0- 1	5- 5	5- 3				
3- 3	0- 0	0- 0	HOME	0- 0	3- 3	3- 1				
2- 3	0- 0	0- 0	AWAY	0- 1	2- 2	2- 2				
0- 0	0- 0	0- 0	NEUTRAL	0- 0	0- 0	0- 0				

RPI 1-25				RPI 26-50				RPI 51-100				RPI 101+				Team's RPI: 301
RPI	S	Opponent	Score	RPI	S	Opponent	Score	RPI	S	Opponent	Score	RPI	S	Opponent	Score	
								62	A	Georgi a Tech	51 78	138	A	Clemson	30 66	
								100	A	Li berty	53 63	157	N	Hartford	43 62	
												158	H	Hi gh Poi nt	74 75	
												161	H	Radford	56 61	
												217	A	Gardner-Webb	52 68	
												247	A	Campbel l	49 58	
												247	H	Campbel l	63 59	
												248	H	UNC Ashevi lle	61 78	
												254	A	Presbyteri an	64 61	
												268	H	Li pscomb	54 58	
												271	A	Wofford	68 45	
												294	A	FIU	70 77	
												300	H	Coppin St.	72 58	
												322	H	South Carolina St.	58 60	
												339	H	Wi nthrop	81 45	
												349	A	Longwood	78 61	
												349	H	Longwood	73 57	

LAST 12 Division I GAMES:																
				247	H	Campbel l	63 59					339	H	Wi nthrop	81 45	
				349	A	Longwood	78 61					161	H	Radford	56 61	
				254	A	Presbyteri an	64 61					247	A	Campbel l	49 58	
				158	H	Hi gh Poi nt	74 75					100	A	Li berty	53 63	
				248	H	UNC Ashevi lle	61 78					349	H	Longwood	73 57	
				217	A	Gardner-Webb	52 68					271	A	Wofford	68 45	

Non-Div I Games: Erskine 79 43 Southern Wesleyan 94 56

Charleston So.

Average RPI Win:	243	WON-LOST	WINNING	LAST 10	STRENGTH OF	OPP. STRENGTH	TEAM	ADJ.	CONF.	ADJ CONF.
Average RPI Loss:	115	RECORD	PCT. RANK	GAMES	SCHEDULE	OF SCHEDULE	RPI	RPI	RPI	RPI
DIV. I ONLY	9- 13	222	5- 5	104	183	180	180	18	18	
DIV. I NON-CONF.	4- 9	249	1- 2	75	111	202	202	19	19	

TOTALS	RPI 1-25	RPI 26-50	W-L RECORDS	RPI 51-100	RPI 101-999	RPI 201+				
9- 13	0- 2	0- 1	OVERALL	1- 2	8- 8	6- 2				
6- 3	0- 1	0- 0	HOME	1- 1	5- 1	4- 0				
3- 8	0- 0	0- 0	AWAY	0- 1	3- 7	2- 2				
0- 2	0- 1	0- 1	NEUTRAL	0- 0	0- 0	0- 0				
4- 9	0- 2	0- 1	NON-CONFERENCE	1- 2	3- 4	3- 1				
3- 2	0- 1	0- 0	HOME	1- 1	2- 0	2- 0				
1- 5	0- 0	0- 0	AWAY	0- 1	1- 4	1- 1				
0- 2	0- 1	0- 1	NEUTRAL	0- 0	0- 0	0- 0				
5- 4	0- 0	0- 0	CONFERENCE	0- 0	5- 4	3- 1				
3- 1	0- 0	0- 0	HOME	0- 0	3- 1	2- 0				
2- 3	0- 0	0- 0	AWAY	0- 0	2- 3	1- 1				
0- 0	0- 0	0- 0	NEUTRAL	0- 0	0- 0	0- 0				

RPI 1-25				RPI 26-50				RPI 51-100				RPI 101+ Team's RPI: 180			
RPI	S	Opponent	Score	RPI	S	Opponent	Score	RPI	S	Opponent	Score	RPI	S	Opponent	Score
14	H	Rutgers	54 77	40	N	South Dakota St.	70 71	55	H	Duquesne	75 72	104	A	Wake Forest	69 71
22	N	Iowa	64 77					60	H	Mercer	74 90	110	H	Rice	55 62
								88	A	Arkansas	72 73	122	A	UTEP	58 67
												131	A	Middle Tenn.	45 64
												155	A	Davidson	66 68
												163	A	Southern Miss.	85 79
												163	H	Southern Miss.	66 56
												185	A	Wisconsin	66 80
												207	A	East Carolina	55 58
												248	A	UNC Asheville	51 47
												251	A	North Texas	68 73
												294	H	FIU	80 57
												300	H	Coppin St.	78 49
												312	A	Old Dominion	63 60
												322	H	South Carolina St.	64 49
												330	H	Marshall	67 61

LAST 12 Division I GAMES:															
294	H	FIU	80 57	122	A	UTEP	58 67								
330	H	Marshall	67 61	312	A	Old Dominion	63 60								
131	A	Middle Tenn.	45 64	163	H	Southern Miss.	66 56								
163	A	Southern Miss.	85 79	60	H	Mercer	74 90								
110	H	Rice	55 62	322	H	South Carolina St.	64 49								
251	A	North Texas	68 73	155	A	Davidson	66 68								

Non-Div I Games:

Charlotte

Loss,
Non-Conf, S Site,
H Home
A Away
N Neutral

Average RPI Win:	193	WON-LOST	WINNING	LAST 10	STRENGTH OF	OPP. STRENGTH	TEAM	ADJ.	CONF.	ADJ CONF.
Average RPI Loss:	90	RECORD	PCT. RANK	GAMES	SCHEDULE	OF SCHEDULE	RPI	RPI	RPI	RPI
DIV. I ONLY	15- 8	86	7- 3	133	98	91	91	17	17	
DIV. I NON-CONF.	9- 5	99	2- 1	62	39	63	63	16	16	

TOTALS	RPI 1-25	RPI 26-50	W-L RECORDS	RPI 51-100	RPI 101-999	RPI 201+				
15- 8	0- 1	1- 2	OVERALL	1- 2	13- 3	7- 0				
7- 3	0- 0	1- 1	HOME	0- 2	6- 0	4- 0				
5- 4	0- 1	0- 0	AWAY	1- 0	4- 3	3- 0				
3- 1	0- 0	0- 1	NEUTRAL	0- 0	3- 0	0- 0				
9- 5	0- 1	1- 2	NON-CONFERENCE	1- 1	7- 1	2- 0				
4- 2	0- 0	1- 1	HOME	0- 1	3- 0	2- 0				
2- 2	0- 1	0- 0	AWAY	1- 0	1- 1	0- 0				
3- 1	0- 0	0- 1	NEUTRAL	0- 0	3- 0	0- 0				
6- 3	0- 0	0- 0	CONFERENCE	0- 1	6- 2	5- 0				
3- 1	0- 0	0- 0	HOME	0- 1	3- 0	2- 0				
3- 2	0- 0	0- 0	AWAY	0- 0	3- 2	3- 0				
0- 0	0- 0	0- 0	NEUTRAL	0- 0	0- 0	0- 0				

RPI 1-25				RPI 26-50				RPI 51-100 Team's RPI: 91				RPI 101+			
RPI	S	Opponent	Score	RPI	S	Opponent	Score	RPI	S	Opponent	Score	RPI	S	Opponent	Score
13	A	Green Bay	30 60	38	H	FGCU	68 61	52	H	Virginia Tech	44 64	105	N	Auburn	50 41
				45	N	Princeton	49 59	60	H	Mercer	50 71	124	N	Georgetown	54 41
				47	H	UCF	57 58	70	A	Indiana	64 61	143	A	ETSU	58 65
												166	H	Samford	68 58
												167	A	Stetson	67 78
												172	A	Florida	65 60
												181	H	Hampton	64 52
												189	A	Furman	57 58
												192	N	Northwestern	61 44
												210	H	UT Martin	87 82
												233	A	UNCG	73 57
												233	H	UNCG	49 42
												254	H	Presbyteria n	71 51
												271	A	Wofford	54 47
												326	A	Western Caro.	58 41
												326	H	Western Caro.	47 32

LAST 12 Division I GAMES:															
233	A	UNCG	73 57	143	A	ETSU	58 65								
326	A	Western Caro.	58 41	326	H	Western Caro.	47 32								
60	H	Mercer	50 71	233	H	UNCG	49 42								
166	H	Samford	68 58	181	H	Hampton	64 52								
189	A	Furman	57 58	45	N	Princeton	49 59								
271	A	Wofford	54 47	172	A	Florida	65 60								

Non-Div I Games:

Chattanooga

Average RPI Win:	0	WON-LOST	WINNING	LAST 10	STRENGTH OF	OPP. STRENGTH	TEAM	ADJ.	CONF.	ADJ CONF.
Average RPI Loss:	208	RECORD	PCT. RANK	GAMES	SCHEDULE	OF SCHEDULE	RPI	RPI	RPI	RPI
DIV. I ONLY	0- 23	349	0- 10	228	340	343	343	30	30	
DIV. I NON-CONF.	0- 15	337	0- 4	190	297	337	337	30	30	

TOTALS	RPI 1-25	RPI 26-50	W-L RECORDS	RPI 51-100	RPI 101-999	RPI 201+				
0- 23	0- 0	0- 0	OVERALL	0- 2	0- 21	0- 14				
0- 11	0- 0	0- 0	HOME	0- 0	0- 11	0- 7				
0- 11	0- 0	0- 0	AWAY	0- 2	0- 9	0- 6				
0- 1	0- 0	0- 0	NEUTRAL	0- 0	0- 1	0- 1				
0- 15	0- 0	0- 0	NON-CONFERENCE	0- 2	0- 13	0- 6				
0- 7	0- 0	0- 0	HOME	0- 0	0- 7	0- 3				
0- 7	0- 0	0- 0	AWAY	0- 2	0- 5	0- 2				
0- 1	0- 0	0- 0	NEUTRAL	0- 0	0- 1	0- 1				
0- 8	0- 0	0- 0	CONFERENCE	0- 0	0- 8	0- 8				
0- 4	0- 0	0- 0	HOME	0- 0	0- 4	0- 4				
0- 4	0- 0	0- 0	AWAY	0- 0	0- 4	0- 4				
0- 0	0- 0	0- 0	NEUTRAL	0- 0	0- 0	0- 0				

RPI 1-25				RPI 26-50				RPI 51-100				RPI 101+				Team's RPI: 343	
RPI	S	Opponent	Score	RPI	S	Opponent	Score	RPI	S	Opponent	Score	RPI	S	Opponent	Score		
								90	A	Kansas St.	51	99	107	A	Western Ill.	54	71
								95	A	Wright St.	39	84	107	H	Western Ill.	45	83
													114	H	Milwaukee	59	84
													130	H	Northern Ill.	59	80
													147	A	Pittsburgh	49	87
													168	A	Wichita St.	63	66
													192	H	Northwestern	36	63
													202	A	Illinois	56	66
													204	H	Seattle U	56	63
													205	N	Oral Roberts	43	73
													216	H	Morehead St.	40	79
													237	A	New Mexico St.	59	74
													239	A	CSU Bakersfield	49	63
													239	H	CSU Bakersfield	36	63
													280	A	Grand Canyon	36	64
													280	H	Grand Canyon	43	59
													290	A	Valparaiso	60	71
													297	H	Loyola Chicago	28	46
													308	H	Jackson St.	69	87
													309	H	Utah Valley	30	68
													323	A	UTRGV	44	81
LAST 12 Division I GAMES:																	
280	H	Grand Canyon	43	59	204	H	Seattle U	56	63								
239	H	CSU Bakersfield	36	63	237	A	New Mexico St.	59	74								
323	A	UTRGV	44	81	147	A	Pittsburgh	49	87								
239	A	CSU Bakersfield	49	63	114	H	Milwaukee	59	84								
280	A	Grand Canyon	36	64	90	A	Kansas St.	51	99								
309	H	Utah Valley	30	68	205	N	Oral Roberts	43	73								

Non-Div I Games:

Chicago St.

Average RPI Win:	204	WON-LOST	WINNING	LAST 10	STRENGTH OF	OPP. STRENGTH	TEAM	ADJ.	CONF.	ADJ CONF.
Average RPI Loss:	110	RECORD	PCT. RANK	GAMES	SCHEDULE	OF SCHEDULE	RPI	RPI	RPI	RPI
DIV. I ONLY	13- 10	136	5- 5	144	91	137	137	8	8	
DIV. I NON-CONF.	7- 5	132	1- 0	258	147	216	216	7	7	

TOTALS	RPI 1-25	RPI 26-50	W-L RECORDS	RPI 51-100	RPI 101-999	RPI 201+				
13- 10	0- 2	1- 2	OVERALL	1- 0	11- 6	7- 2				
8- 6	0- 1	0- 2	HOME	1- 0	7- 3	4- 1				
5- 4	0- 1	1- 0	AWAY	0- 0	4- 3	3- 1				
0- 0	0- 0	0- 0	NEUTRAL	0- 0	0- 0	0- 0				
7- 5	0- 1	0- 0	NON-CONFERENCE	1- 0	6- 4	5- 1				
6- 3	0- 1	0- 0	HOME	1- 0	5- 2	4- 0				
1- 2	0- 0	0- 0	AWAY	0- 0	1- 2	1- 1				
0- 0	0- 0	0- 0	NEUTRAL	0- 0	0- 0	0- 0				
6- 5	0- 1	1- 2	CONFERENCE	0- 0	5- 2	2- 1				
2- 3	0- 0	0- 2	HOME	0- 0	2- 1	0- 1				
4- 2	0- 1	1- 0	AWAY	0- 0	3- 1	2- 0				
0- 0	0- 0	0- 0	NEUTRAL	0- 0	0- 0	0- 0				

RPI 1-25				RPI 26-50				RPI 51-100				RPI 101+ Team's RPI: 137			
RPI	S	Opponent	Score	RPI	S	Opponent	Score	RPI	S	Opponent	Score	RPI	S	Opponent	Score
1	A	UConn	65 106	28	H	South Fla.	46 69	87	H	Miami (OH)	73 62	129	H	Saint Francis (PA)	73 77
5	H	Ohio St.	76 87	47	H	UCF	38 50					143	A	ETSU	77 87
				48	A	Houston	88 82					147	H	Pittsburgh	46 66
												168	A	Wichita St.	75 69
												176	H	Memphis	64 53
												177	H	Temple	80 72
												186	A	Tulsa	51 64
												198	H	Bowling Green	75 51
												207	A	East Carolina	66 54
												207	H	East Carolina	70 79
												209	A	Xavier	50 53
												215	A	SMU	58 40
												219	H	Southeast Mo. St.	65 52
												241	H	Howard	87 53
												286	H	Southeastern La.	82 43
												312	A	Old Dominion	54 33
												314	H	Eastern Ky.	64 53

LAST 12 Division I GAMES:															
168	A	Wichita St.	75 69	177	H	Temple	80 72								
1	A	UConn	65 106	48	A	Houston	88 82								
47	H	UCF	38 50	186	A	Tulsa	51 64								
207	H	East Carolina	70 79	28	H	South Fla.	46 69								
215	A	SMU	58 40	207	A	East Carolina	66 54								
176	H	Memphis	64 53	198	H	Bowling Green	75 51								

Non-Div I Games: Slippery Rock 85 52

Cincinnati

C
l
e
m
s
o
n

Clemson				Through Games Of Feb. 7, 2018							
Average RPI	Win:	243	WON-LOST	WINNING	LAST 10	STRENGTH OF	OPP. STRENGTH	TEAM	ADJ.	CONF.	ADJ CONF.
Average RPI	Loss:	49	RECORD	PCT. RANK	GAMES	SCHEDULE	OF SCHEDULE	RPI	RPI	RPI	RPI
DIV. I ONLY			11- 14	212	1- 9	64	64	138	138	1	1
DIV. I NON-CONF.			10- 3	51	0- 0	215	291	108	108	1	1

TOTALS		RPI 1-25		RPI 26-50		W-L RECORDS		RPI 51-100	RPI 101-999	RPI 201+	
11- 14		0- 6		0- 2		OVERALL		1- 3	10- 3	7- 0	
7- 6		0- 3		0- 0		HOME		0- 2	7- 1	5- 0	
3- 6		0- 2		0- 2		AWAY		1- 1	2- 1	1- 0	
1- 2		0- 1		0- 0		NEUTRAL		0- 0	1- 1	1- 0	
10- 3		0- 2		0- 0		NON-CONFERENCE		1- 0	9- 1	7- 0	
6- 1		0- 1		0- 0		HOME		0- 0	6- 0	5- 0	
3- 0		0- 0		0- 0		AWAY		1- 0	2- 0	1- 0	
1- 2		0- 1		0- 0		NEUTRAL		0- 0	1- 1	1- 0	
1- 11		0- 4		0- 2		CONFERENCE		0- 3	1- 2	0- 0	
1- 5		0- 2		0- 0		HOME		0- 2	1- 1	0- 0	
0- 6		0- 2		0- 2		AWAY		0- 1	0- 1	0- 0	
0- 0		0- 0		0- 0		NEUTRAL		0- 0	0- 0	0- 0	

RPI 1-25				RPI 26-50				RPI 51-100				RPI 101+ Team's RPI: 138			
RPI	S	Opponent	Score	RPI	S	Opponent	Score	RPI	S	Opponent	Score	RPI	S	Opponent	Score
2	A	Notre Dame	37 90	29	A	Virginia	41 70	51	H	Miami (FL)	60 72	101	A	North Carolina	52 59
4	A	Louisville	46 65	37	A	Syracuse	51 86	57	A	Nebraska	67 66	125	N	Central Ark.	47 53
6	H	Florida St.	47 69					62	A	Georgia Tech	33 66	147	H	Pittsburgh	42 58
19	H	NC State	41 62					62	H	Georgia Tech	48 60	173	A	Louisiana Tech	55 47
21	H	South Carolina	36 66									175	H	Jacksonville St.	53 45
23	N	Buffalo	41 61									196	H	Boston College	65 61

Average RPI Win:	235	WON-LOST	WINNING	LAST 10	STRENGTH OF	OPP. STRENGTH	TEAM	ADJ.	CONF.	ADJ CONF.
Average RPI Loss:	90	RECORD	PCT. RANK	GAMES	SCHEDULE	OF SCHEDULE	RPI	RPI	RPI	RPI
DIV. I ONLY	16- 7	68	6- 4	257	155	127	127	11	11	
DIV. I NON-CONF.	8- 3	65	0- 0	236	201	107	107	13	13	

TOTALS	RPI 1-25	RPI 26-50	W-L RECORDS	RPI 51-100	RPI 101-999	RPI 201+				
16- 7	0- 1	0- 1	OVERALL	2- 2	14- 3	12- 1				
9- 3	0- 0	0- 1	HOME	2- 1	7- 1	6- 1				
6- 3	0- 1	0- 0	AWAY	0- 1	6- 1	6- 0				
1- 1	0- 0	0- 0	NEUTRAL	0- 0	1- 1	0- 0				
8- 3	0- 0	0- 1	NON-CONFERENCE	1- 1	7- 1	5- 0				
4- 1	0- 0	0- 1	HOME	1- 0	3- 0	2- 0				
3- 1	0- 0	0- 0	AWAY	0- 1	3- 0	3- 0				
1- 1	0- 0	0- 0	NEUTRAL	0- 0	1- 1	0- 0				
8- 4	0- 1	0- 0	CONFERENCE	1- 1	7- 2	7- 1				
5- 2	0- 0	0- 0	HOME	1- 1	4- 1	4- 1				
3- 2	0- 1	0- 0	AWAY	0- 0	3- 1	3- 0				
0- 0	0- 0	0- 0	NEUTRAL	0- 0	0- 0	0- 0				

RPI 1-25				RPI 26-50				RPI 51-100				RPI 101+				Team's RPI: 127
RPI	S	Opponent	Score	RPI	S	Opponent	Score	RPI	S	Opponent	Score	RPI	S	Opponent	Score	
13	A	Green Bay	43 69	42	H	Ball St.	64 76	64	H	IUPUI	64 77	103	N	Saint Louis	64 80	
								65	A	Tol edo	56 65	114	A	Milwaukee	72 79	
								80	H	Ohio	71 64	150	N	Louisiana	54 45	
								95	H	Wright St.	71 70	200	H	Eastern Mich.	77 65	
												203	A	Oakland	86 66	
												203	H	Oakland	70 62	
												228	H	Youngstown St.	52 66	
												230	A	Niagara	70 61	
												240	A	Northern Ky.	70 65	
												240	H	Northern Ky.	72 49	
												246	A	Bradley	67 65	
												267	A	Illinois St.	56 47	
												310	A	Detroit Mercy	90 76	
												310	H	Detroit Mercy	75 50	
												317	H	Ill.-Chicago	70 67	
												330	H	Marshall	85 76	
												345	H	Eastern Ill.	77 69	

LAST 12 Division I GAMES:																
203	A	Oakland	86 66	13	A	Green Bay	43 69	114	A	Milwaukee	72 79	317	H	Ill.-Chicago	70 67	
310	A	Detroit Mercy	90 76	64	H	IUPUI	64 77	310	H	Detroit Mercy	75 50	203	H	Oakland	70 62	
240	H	Northern Ky.	72 49	71	70											
95	H	Wright St.	71 70													
228	H	Youngstown St.	52 66													
240	A	Northern Ky.	70 65													

Non-Div I Games:

Cleveland St.

Average RPI Win: **262**
 Average RPI Loss: **176**

WON-LOST
RECORD

WINNING
PCT. RANK

LAST 10
GAMES

STRENGTH OF
SCHEDULE

OPP. STRENGTH
OF SCHEDULE

TEAM
RPI

ADJ.
RPI

CONF.
RPI

ADJ CONF.
RPI

DIV. I ONLY	9- 12	217	3- 7	288	251	279	279	23	23
DIV. I NON-CONF.	4- 5	202	0- 0	331	210	331	331	23	23
<hr/>									
TOTALS	RPI 1-25	RPI 26-50	W-L RECORDS	RPI 51-100	RPI 101-999	RPI 201+			
9- 12	0- 0	0- 1	OVERALL	0- 1	9- 10	6- 5			
8- 4	0- 0	0- 0	HOME	0- 0	8- 4	6- 3			
1- 5	0- 0	0- 0	AWAY	0- 0	1- 5	0- 1			
0- 3	0- 0	0- 1	NEUTRAL	0- 1	0- 1	0- 1			
4- 5	0- 0	0- 1	NON-CONFERENCE	0- 1	4- 3	4- 3			
4- 2	0- 0	0- 0	HOME	0- 0	4- 2	4- 2			
0- 0	0- 0	0- 0	AWAY	0- 0	0- 0	0- 0			
0- 3	0- 0	0- 1	NEUTRAL	0- 1	0- 1	0- 1			
5- 7	0- 0	0- 0	CONFERENCE	0- 0	5- 7	2- 2			
4- 2	0- 0	0- 0	HOME	0- 0	4- 2	2- 1			
1- 5	0- 0	0- 0	AWAY	0- 0	1- 5	0- 1			
0- 0	0- 0	0- 0	NEUTRAL	0- 0	0- 0	0- 0			

RPI 1-25				RPI 26-50				RPI 51-100				RPI 101+ Team's RPI: 279			
RPI	S	Opponent	Score	RPI	S	Opponent	Score	RPI	S	Opponent	Score	RPI	S	Opponent	Score
				37	N	Syracuse	57 69	57	N	Nebraska	47 55	102	A	South Ala.	62 68
												132	H	Little Rock	49 51
												148	A	Texas St.	69 78
												148	H	Texas St.	65 64
												150	A	Louisiana	55 59
												193	A	Troy	97 92
												197	A	UT Arlington	63 65
												197	H	UT Arlington	89 76
												212	H	Arkansas St.	63 70
												233	H	UNCG	54 60
												251	N	North Texas	34 50
												260	H	Col. of Charleston	70 72
												266	H	UNCW	57 41
												271	H	Wofford	67 51
												315	H	Georgia St.	64 49
												316	H	Fort Wayne	67 58
												321	H	Ga. Southern	54 51
												333	A	La.-Monroe	56 62
												334	H	N.C. Central	68 65
<hr/>															
LAST 12 Division I GAMES:															
				197	A	UT Arlington	63 65	315	H	Georgia St.	64 49				
				148	A	Texas St.	69 78	321	H	Ga. Southern	54 51				
				132	H	Little Rock	49 51	150	A	Louisiana	55 59				
				212	H	Arkansas St.	63 70	333	A	La.-Monroe	56 62				
				193	A	Troy	97 92	148	H	Texas St.	65 64				
				102	A	South Ala.	62 68	197	H	UT Arlington	89 76				

Non-Div I Games: Lees-McRae 73 47 Allen 93 49

Coastal Caro.

Loss, **Non-Conf**, **S Site**, **H Home** **A Away** **N Neutral**

Average RPI Win:	263	WON-LOST	WINNING	LAST 10	STRENGTH OF	OPP. STRENGTH	TEAM	ADJ.	CONF.	ADJ CONF.
Average RPI Loss:	137	RECORD	PCT. RANK	GAMES	SCHEDULE	OF SCHEDULE	RPI	RPI	RPI	RPI
DIV. I ONLY	5- 18	308	0- 10	131	181	260	260	10	10	
DIV. I NON-CONF.	4- 7	226	0- 0	208	183	231	231	12	12	

TOTALS	RPI 1-25	RPI 26-50	W-L RECORDS	RPI 51-100	RPI 101-999	RPI 201+				
5- 18	0- 1	0- 1	OVERALL	0- 5	5- 11	5- 5				
2- 10	0- 0	0- 0	HOME	0- 3	2- 7	2- 4				
3- 8	0- 1	0- 1	AWAY	0- 2	3- 4	3- 1				
0- 0	0- 0	0- 0	NEUTRAL	0- 0	0- 0	0- 0				
4- 7	0- 1	0- 1	NON-CONFERENCE	0- 1	4- 4	4- 2				
2- 3	0- 0	0- 0	HOME	0- 0	2- 3	2- 2				
2- 4	0- 1	0- 1	AWAY	0- 1	2- 1	2- 0				
0- 0	0- 0	0- 0	NEUTRAL	0- 0	0- 0	0- 0				
1- 11	0- 0	0- 0	CONFERENCE	0- 4	1- 7	1- 3				
0- 7	0- 0	0- 0	HOME	0- 3	0- 4	0- 2				
1- 4	0- 0	0- 0	AWAY	0- 1	1- 3	1- 1				
0- 0	0- 0	0- 0	NEUTRAL	0- 0	0- 0	0- 0				

RPI 1-25				RPI 26-50				RPI 51-100				RPI 101+ Team's RPI: 260			
RPI	S	Opponent	Score	RPI	S	Opponent	Score	RPI	S	Opponent	Score	RPI	S	Opponent	Score
21	A	South Carolina	43 69	27	A	Central Mich.	58 79	54	H	Drexel	53 80	104	H	Wake Forest	40 77
								59	A	Michigan St.	43 107	126	H	Delaware	59 68
								68	H	Elon	55 77	134	A	Northeastern	37 59
								81	A	James Madison	53 67	140	A	William & Mary	66 79
								81	H	James Madison	45 67	140	H	William & Mary	54 68
												189	A	Furman	58 72
												232	A	North Florida	73 69
												234	A	Hofstra	60 65
												234	H	Hofstra	60 75
												247	H	Campbell	45 53
												263	A	Towson	80 67
												263	H	Towson	58 83
												268	H	Lipscomb	85 69
												270	H	Appalachian St.	70 76
												271	H	Wofford	59 51
												279	A	Coastal Caro.	72 70

LAST 12 Division I GAMES:															
				54	H	Drexel	53 80	234	A	Hofstra	60 65				
				68	H	Elon	55 77	134	A	Northeastern	37 59				
				81	A	James Madison	53 67	126	H	Delaware	59 68				
				140	A	William & Mary	66 79	234	H	Hofstra	60 75				
				263	H	Towson	58 83	263	A	Towson	80 67				
				81	H	James Madison	45 67	140	H	William & Mary	54 68				

Non-Div I Games:

Col. of Charleston

Colgate				Through Games Of Feb. 7, 2018							
Average RPI	Win:	295	WON-LOST	WINNING	LAST 10	STRENGTH OF	OPP. STRENGTH	TEAM	ADJ.	CONF.	ADJ CONF.
Average RPI	Loss:	152	RECORD	PCT. RANK	GAMES	SCHEDULE	OF SCHEDULE	RPI	RPI	RPI	RPI
DIV. I ONLY			4- 19	315	0- 10	141	254	276	276	15	15
DIV. I NON-CONF.			4- 7	226	0- 0	242	305	239	239	18	18

TOTALS		RPI 1-25		RPI 26-50		W-L RECORDS		RPI 51-100	RPI 101-999	RPI 201+	
4- 19		0- 0		0- 2		OVERALL		0- 4	4- 13	4- 7	
1- 9		0- 0		0- 0		HOME		0- 2	1- 7	1- 3	
3- 10		0- 0		0- 2		AWAY		0- 2	3- 6	3- 4	
0- 0		0- 0		0- 0		NEUTRAL		0- 0	0- 0	0- 0	
4- 7		0- 0		0- 2		NON-CONFERENCE		0- 0	4- 5	4- 2	
1- 3		0- 0		0- 0		HOME		0- 0	1- 3	1- 1	
3- 4		0- 0		0- 2		AWAY		0- 0	3- 2	3- 1	
0- 0		0- 0		0- 0		NEUTRAL		0- 0	0- 0	0- 0	
0- 12		0- 0		0- 0		CONFERENCE		0- 4	0- 8	0- 5	
0- 6		0- 0		0- 0		HOME		0- 2	0- 4	0- 2	
0- 6		0- 0		0- 0		AWAY		0- 2	0- 4	0- 3	
0- 0		0- 0		0- 0		NEUTRAL		0- 0	0- 0	0- 0	

RPI 1-25				RPI 26-50				RPI 51-100				RPI 101+ Team's RPI: 276			
RPI	S	Opponent	Score	RPI	S	Opponent	Score	RPI	S	Opponent	Score	RPI	S	Opponent	Score
				33	A	Arizona St.	54 65	67	A	American	44 67	113	H	Brown	73 83
				37	A	Syracuse	39 79	67	H	American	55 77	117	A	Yale	56 82
								84	A	Navy	54 70	133	A	Bucknell	57 77
								84	H	Navy	42 69	160	H	Lehigh	51 59
												178	H	Army West Point	54 62
												199	H	Siena	70 73
												206	A	Boston U.	64 66
												206	H	Boston U.	49 62
												224	A	Loyola Maryland	55 70
												230	H	Niagara	44 81
												235	H	Holy Cross	64 71
												245	A	Lafayette	48 63
												263	A	Towson	65 61
												264	A	Fairleigh Dickinson	51 61
												272	A	Cornell	74 70
												296	A	Cornell	70 63
												347	H	UMass Lowell	84 64

LAST 12 Division I GAMES:															
				206	A	Boston U.	64 66	133	A	Bucknell	57 77				
				84	H	Navy	42 69	206	H	Boston U.	49 62				
				67	A	American	44 67	84	A	Navy	54 70				
				178	H	Army West Point	54 62	245	A	Lafayette	48 63				
				224	A	Loyola Maryland	55 70	67	H	American	55 77				
				160	H	Lehigh	51 59	235	H	Holy Cross	64 71				

Non-Div I Games:

Colgate

Average RPI Win:	189	WON-LOST	WINNING	LAST 10	STRENGTH OF	OPP. STRENGTH	TEAM	ADJ.	CONF.	ADJ CONF.
Average RPI Loss:	77	RECORD	PCT. RANK	GAMES	SCHEDULE	OF SCHEDULE	RPI	RPI	RPI	RPI
DIV. I ONLY	11- 11	173	2- 8	99	61	135	135	4	4	
DIV. I NON-CONF.	8- 2	45	0- 0	205	121	74	74	3	3	
TOTALS	RPI 1-25	RPI 26-50	W-L RECORDS	RPI 51-100	RPI 101-999	RPI 201+				
11- 11	0- 2	0- 4	OVERALL	2- 2	9- 3	4- 1				
6- 7	0- 2	0- 3	HOME	1- 1	5- 1	3- 0				
5- 4	0- 0	0- 1	AWAY	1- 1	4- 2	1- 1				
0- 0	0- 0	0- 0	NEUTRAL	0- 0	0- 0	0- 0				
8- 2	0- 0	0- 0	NON-CONFERENCE	1- 0	7- 2	3- 0				
5- 1	0- 0	0- 0	HOME	1- 0	4- 1	2- 0				
3- 1	0- 0	0- 0	AWAY	0- 0	3- 1	1- 0				
0- 0	0- 0	0- 0	NEUTRAL	0- 0	0- 0	0- 0				
3- 9	0- 2	0- 4	CONFERENCE	1- 2	2- 1	1- 1				
1- 6	0- 2	0- 3	HOME	0- 1	1- 0	1- 0				
2- 3	0- 0	0- 1	AWAY	1- 1	1- 1	0- 1				
0- 0	0- 0	0- 0	NEUTRAL	0- 0	0- 0	0- 0				

RPI	S	Opponent	Score	RPI	S	Opponent	Score	RPI	S	Opponent	Score	RPI	S	Opponent	Score	Team's RPI: 135
7	H	Oregon	55 74	33	A	Arizona St.	59 73	51	H	Miami (FL)	67 61	101	A	North Carolina	80 87	
8	H	UCLA	55 93	33	H	Arizona St.	47 72	83	A	Washington St.	75 89	111	H	George Mason	76 61	
				49	H	Oregon St.	71 86	85	A	Utah	69 65	112	H	Dartmouth	75 81	
				50	H	Southern California	51 86	85	H	Utah	74 78	118	A	Colorado St.	70 67	
												166	A	Samford	71 60	
												169	A	Washington	66 61	
												182	H	Fla. Atlantic	76 69	
												265	H	North Dakota St.	108 59	
												282	A	Arizona	63 72	
												282	H	Arizona	79 60	
												306	A	Air Force	68 43	
												341	H	Mississippi Val.	85 48	
LAST 12 Division I GAMES:																
85	H	Utah	74 78	8	H	UCLA	55 93									
85	A	Utah	69 65	50	H	Southern California	51 86									
49	H	Oregon St.	71 86	169	A	Washington	66 61									
7	H	Oregon	55 74	83	A	Washington St.	75 89									
33	A	Arizona St.	59 73	282	H	Arizona	79 60									
282	A	Arizona	63 72	33	H	Arizona St.	47 72									

Non-Div I Games: Westminster (MO) 106 47

Colorado

Average RPI Win:	204	WON-LOST	WINNING	LAST 10	STRENGTH OF	OPP. STRENGTH	TEAM	ADJ.	CONF.	ADJ CONF.
Average RPI Loss:	116	RECORD	PCT. RANK	GAMES	SCHEDULE	OF SCHEDULE	RPI	RPI	RPI	RPI
DIV. I ONLY	16- 7	68	7- 3	188	121	118	118	16	16	
DIV. I NON-CONF.	7- 3	74	0- 0	123	144	111	111	14	14	

TOTALS	RPI 1-25	RPI 26-50	W-L RECORDS	RPI 51-100	RPI 101-999	RPI 201+				
16- 7	0- 0	2- 1	OVERALL	2- 2	12- 4	9- 0				
10- 5	0- 0	1- 1	HOME	1- 1	8- 3	7- 0				
6- 2	0- 0	1- 0	AWAY	1- 1	4- 1	2- 0				
0- 0	0- 0	0- 0	NEUTRAL	0- 0	0- 0	0- 0				
7- 3	0- 0	2- 1	NON-CONFERENCE	0- 0	5- 2	3- 0				
5- 3	0- 0	1- 1	HOME	0- 0	4- 2	3- 0				
2- 0	0- 0	1- 0	AWAY	0- 0	1- 0	0- 0				
0- 0	0- 0	0- 0	NEUTRAL	0- 0	0- 0	0- 0				
9- 4	0- 0	0- 0	CONFERENCE	2- 2	7- 2	6- 0				
5- 2	0- 0	0- 0	HOME	1- 1	4- 1	4- 0				
4- 2	0- 0	0- 0	AWAY	1- 1	3- 1	2- 0				
0- 0	0- 0	0- 0	NEUTRAL	0- 0	0- 0	0- 0				

RPI 1-25				RPI 26-50				RPI 51-100				RPI 101+				Team's RPI: 118	
RPI	S	Opponent	Score	RPI	S	Opponent	Score	RPI	S	Opponent	Score	RPI	S	Opponent	Score		
				30	H	Oklahoma	46 78	77	A	Wyoming	64 53	116	H	BYU	56 54		
				31	A	Northern Colo.	55 44	77	H	Wyoming	49 53	135	H	Colorado	67 70		
				41	H	Gonzaga	65 49	82	H	New Mexico	74 71	139	A	Fresno St.	45 56		
								92	A	UNLV	52 56	162	H	Idaho	69 83		
												174	H	Boise St.	58 62		
												187	A	Nevada	65 59		
												195	A	Denver	61 56		
												250	H	San Jose St.	63 48		
												253	A	San Diego St.	65 63		
												253	H	San Diego St.	72 43		
												262	H	Prairie View	71 59		
												274	H	Morgan St.	60 44		
												292	H	Utah St.	56 45		
												306	A	Air Force	40 39		
												306	H	Air Force	61 50		
												334	H	N.C. Central	85 48		
LAST 12 Division I GAMES:																	
				306	H	Air Force	61 50	306	A	Air Force	40 39						
				187	A	Nevada	65 59	77	H	Wyoming	49 53						
				77	A	Wyoming	64 53	292	H	Utah St.	56 45						
				82	H	New Mexico	74 71	139	A	Fresno St.	45 56						
				253	H	San Diego St.	72 43	253	A	San Diego St.	65 63						
				92	A	UNLV	52 56	250	H	San Jose St.	63 48						

Non-Div I Games: Eastern N.M. 75 35

Colorado St.

Average RPI Win:	233	WON-LOST	WINNING	LAST 10	STRENGTH OF	OPP. STRENGTH	TEAM	ADJ.	CONF.	ADJ CONF.
Average RPI Loss:	111	RECORD	PCT. RANK	GAMES	SCHEDULE	OF SCHEDULE	RPI	RPI	RPI	RPI
DIV. I ONLY	7- 14	265	2- 8	105	140	190	190	9	9	
DIV. I NON-CONF.	6- 9	214	2- 4	117	142	169	169	9	9	

TOTALS	RPI 1-25	RPI 26-50	W-L RECORDS	RPI 51-100	RPI 101-999	RPI 201+				
7- 14	0- 3	0- 3	OVERALL	0- 2	7- 6	4- 3				
3- 3	0- 1	0- 0	HOME	0- 0	3- 2	1- 2				
4- 8	0- 0	0- 2	AWAY	0- 2	4- 4	3- 1				
0- 3	0- 2	0- 1	NEUTRAL	0- 0	0- 0	0- 0				
6- 9	0- 3	0- 2	NON-CONFERENCE	0- 0	6- 4	3- 2				
3- 2	0- 1	0- 0	HOME	0- 0	3- 1	1- 1				
3- 4	0- 0	0- 1	AWAY	0- 0	3- 3	2- 1				
0- 3	0- 2	0- 1	NEUTRAL	0- 0	0- 0	0- 0				
1- 5	0- 0	0- 1	CONFERENCE	0- 2	1- 2	1- 1				
0- 1	0- 0	0- 0	HOME	0- 0	0- 1	0- 1				
1- 4	0- 0	0- 1	AWAY	0- 2	1- 1	1- 0				
0- 0	0- 0	0- 0	NEUTRAL	0- 0	0- 0	0- 0				

RPI 1-25				RPI 26-50				RPI 51-100				RPI 101+ Team's RPI: 190			
RPI	S	Opponent	Score	RPI	S	Opponent	Score	RPI	S	Opponent	Score	RPI	S	Opponent	Score
3	N	Mississippi St.	54 90	33	N	Arizona St.	48 72	71	A	Harvard	67 85	110	A	Rice	44 67
13	N	Green Bay	43 61	45	A	Princeton	47 69	89	A	Penn	51 70	112	A	Dartmouth	65 88
23	H	Buffalo	63 65	48	A	Houston	53 77					129	H	Saint Francis (PA)	94 81
												181	A	Hampton	58 60
												188	A	Providence	73 64
												196	H	Boston College	68 60
												211	H	Richmond	79 85
												234	H	Hofstra	75 53
												272	A	Cornell	72 54
												272	H	Cornell	47 57
												288	A	Vermont	73 66
												327	A	UMBC	60 44
												347	A	UMass Lowell	70 77

LAST 12 Division I GAMES:															
112	A	Dartmouth	65 88	181	A	Hampton	58 60								
71	A	Harvard	67 85	110	A	Rice	44 67								
272	A	Cornell	72 54	48	A	Houston	53 77								
272	H	Cornell	47 57	234	H	Hofstra	75 53								
89	A	Penn	51 70	23	H	Buffalo	63 65								
45	A	Princeton	47 69	129	H	Saint Francis (PA)	94 81								

Non-Div I Games:

Columbia

Average RPI Win:	311	WON-LOST	WINNING	LAST 10	STRENGTH OF	OPP. STRENGTH	TEAM	ADJ.	CONF.	ADJ CONF.
Average RPI Loss:	182	RECORD	PCT. RANK	GAMES	SCHEDULE	OF SCHEDULE	RPI	RPI	RPI	RPI
DIV. I ONLY	6- 17	292	5- 5	239	335	300	300	31	31	
DIV. I NON-CONF.	1- 11	331	0- 1	122	188	295	295	31	31	

TOTALS	RPI 1-25	RPI 26-50	W-L RECORDS	RPI 51-100	RPI 101-999	RPI 201+				
6- 17	0- 3	0- 0	OVERALL	0- 1	6- 13	6- 8				
6- 1	0- 1	0- 0	HOME	0- 0	6- 0	6- 0				
0- 14	0- 0	0- 0	AWAY	0- 0	0- 3	0- 3				
0- 2	0- 1	0- 0	NEUTRAL	0- 0	0- 1	0- 1				
1- 11	0- 3	0- 0	NON-CONFERENCE	0- 1	1- 7	1- 4				
1- 1	0- 1	0- 0	HOME	0- 0	1- 0	1- 0				
0- 8	0- 1	0- 0	AWAY	0- 1	0- 6	0- 3				
0- 2	0- 1	0- 0	NEUTRAL	0- 0	0- 1	0- 1				
5- 6	0- 0	0- 0	CONFERENCE	0- 0	5- 6	5- 4				
5- 0	0- 0	0- 0	HOME	0- 0	5- 0	5- 0				
0- 6	0- 0	0- 0	AWAY	0- 0	0- 6	0- 4				
0- 0	0- 0	0- 0	NEUTRAL	0- 0	0- 0	0- 0				

RPI 1-25				RPI 26-50				RPI 51-100				RPI 101+				Team's RPI: 300
RPI	S	Opponent	Score	RPI	S	Opponent	Score	RPI	S	Opponent	Score	RPI	S	Opponent	Score	
9	A	Baylor	54 100					53	A	West Virginia	43 101	123	A	SFA	59 72	
15	H	Maryl and	49 113									128	A	Bethune-Cookman	38 64	
18	N	Missouri	50 73									131	A	Middle Tenn.	39 69	
												180	A	Charlotte	49 78	
												181	A	Hampton	35 67	
												218	A	Norfolk St.	57 71	
												226	A	N. C. A&T	63 64	
												252	N	Manhattan	56 74	
												274	H	Morgan St.	55 53	
												283	H	Mt. St. Mary's	68 54	
												293	A	VCU	47 62	
												301	A	Charleston So.	58 72	
												305	H	UMES	69 63	
												312	A	Old Dominion	67 75	
												322	A	South Carolina St.	65 67	
												322	H	South Carolina St.	56 39	
												334	A	N. C. Central	52 60	
												340	H	Savannah St.	66 57	
												342	H	Florida A&M	62 56	

LAST 12 Division I GAMES:																
322	A	South Carolina St.	65 67	226	A	N. C. A&T	63 64									
128	A	Bethune-Cookman	38 64	334	A	N. C. Central	52 60									
181	A	Hampton	35 67	342	H	Florida A&M	62 56									
305	H	UMES	69 63	340	H	Savannah St.	66 57									
322	H	South Carolina St.	56 39	218	A	Norfolk St.	57 71									
274	H	Morgan St.	55 53	15	H	Maryl and	49 113									

Non-Div I Games:

Coppin St.

Loss,
Non-Conf, S Site,
H Home
A Away
N Neutral

Average RPI Win:	277	WON-LOST	WINNING	LAST 10	STRENGTH OF	OPP. STRENGTH	TEAM	ADJ.	CONF.	ADJ CONF.
Average RPI Loss:	153	RECORD	PCT. RANK	GAMES	SCHEDULE	OF SCHEDULE	RPI	RPI	RPI	RPI
DIV. I ONLY	5- 14	290	3- 7	269	195	272	272	9	9	
DIV. I NON-CONF.	4- 9	249	2- 4	317	296	299	299	9	9	

TOTALS	RPI 1-25	RPI 26-50	W-L RECORDS	RPI 51-100	RPI 101-999	RPI 201+				
5- 14	0- 0	0- 1	OVERALL	0- 3	5- 10	4- 4				
1- 6	0- 0	0- 0	HOME	0- 0	1- 6	1- 3				
4- 8	0- 0	0- 1	AWAY	0- 3	4- 4	3- 1				
0- 0	0- 0	0- 0	NEUTRAL	0- 0	0- 0	0- 0				
4- 9	0- 0	0- 0	NON-CONFERENCE	0- 1	4- 8	4- 4				
1- 5	0- 0	0- 0	HOME	0- 0	1- 5	1- 3				
3- 4	0- 0	0- 0	AWAY	0- 1	3- 3	3- 1				
0- 0	0- 0	0- 0	NEUTRAL	0- 0	0- 0	0- 0				
1- 5	0- 0	0- 1	CONFERENCE	0- 2	1- 2	0- 0				
0- 1	0- 0	0- 0	HOME	0- 0	0- 1	0- 0				
1- 4	0- 0	0- 1	AWAY	0- 2	1- 1	0- 0				
0- 0	0- 0	0- 0	NEUTRAL	0- 0	0- 0	0- 0				

RPI	S	Opponent	Score	RPI	S	Opponent	Score	RPI	S	Opponent	Score	RPI	S	Opponent	Score	Team's RPI: 272
45	A	Princeton	54 75	54	A	Drexel	39 61	112	A	Dartmouth	40 55	145	H	Binghamton	58 66	
				71	A	Harvard	58 80	147	A	Pittsburgh	39 51	160	H	Lehigh	57 62	
				89	A	Penn	48 68	183	A	New Hampshire	45 48	190	A	Columbia	57 47	
								190	H	Columbia	54 72	203	H	Oakland	77 79	
								208	H	Stony Brook	48 40	224	A	Loyola Maryland	63 78	
								245	H	Lafayette	58 59	276	H	Colgate	70 74	
								296	A	Canisius	67 59	346	A	NJIT	61 46	
								347	A	UMass Lowell	71 53					
LAST 12 Division I GAMES:																
71	A	Harvard	58 80	346	A	NJIT	61 46									
112	A	Dartmouth	40 55	347	A	UMass Lowell	71 53									
190	H	Columbia	54 72	183	A	New Hampshire	45 48									
190	A	Columbia	57 47	54	A	Drexel	39 61									
45	A	Princeton	54 75	145	H	Binghamton	58 66									
89	A	Penn	48 68	203	H	Oakland	77 79									

Non-Div I Games:

Cornell

Creighton				Through Games Of Feb. 7, 2018							
Average RPI	Win:	111	WON-LOST	WINNING	LAST 10	STRENGTH OF	OPP. STRENGTH	TEAM	ADJ.	CONF.	ADJ CONF.
Average RPI	Loss:	55	RECORD	PCT. RANK	GAMES	SCHEDULE	OF SCHEDULE	RPI	RPI	RPI	RPI
DIV. I ONLY			14- 9	115	5- 5	18	14	39	39	6	6
DIV. I NON-CONF.			6- 4	122	0- 0	13	12	41	41	6	6

TOTALS	RPI 1-25			RPI 26-50		W-L RECORDS	RPI 51-100	RPI 101-999		RPI 201+	
14- 9	0- 4			3- 1		OVERALL	5- 3	6- 1		2- 0	
8- 3	0- 2			2- 1		HOME	2- 0	4- 0		0- 0	
6- 4	0- 1			1- 0		AWAY	3- 3	2- 0		2- 0	
0- 2	0- 1			0- 0		NEUTRAL	0- 0	0- 1		0- 0	
6- 4	0- 2			1- 0		NON-CONFERENCE	2- 1	3- 1		1- 0	
3- 1	0- 1			1- 0		HOME	0- 0	2- 0		0- 0	
3- 1	0- 0			0- 0		AWAY	2- 1	1- 0		1- 0	
0- 2	0- 1			0- 0		NEUTRAL	0- 0	0- 1		0- 0	
8- 5	0- 2			2- 1		CONFERENCE	3- 2	3- 0		1- 0	
5- 2	0- 1			1- 1		HOME	2- 0	2- 0		0- 0	
3- 3	0- 1			1- 0		AWAY	1- 2	1- 0		1- 0	
0- 0	0- 0			0- 0		NEUTRAL	0- 0	0- 0		0- 0	

RPI 1-25				RPI 26-50				Team's RPI: 39				RPI 51-100				RPI 101+			
RPI	S	Opponent	Score	RPI	S	Opponent	Score	RPI	S	Opponent	Score	RPI	S	Opponent	Score	RPI	S	Opponent	Score
6	H	Florida St.	82 92	26	H	Villanova	69 54	57	A	Nebraska	64 49	124	H	Georgetown	69 58				
8	N	UCLA	63 72	32	A	Marquette	74 73	58	A	St. John's (NY)	65 72	154	H	UNI	89 78				
25	A	DePaul	67 77	32	H	Marquette	77 92	58	H	St. John's (NY)	53 39	168	H	Wichita St.	66 61				
25	H	DePaul	54 82	40	H	South Dakota St.	72 65	76	A	South Dakota	68 73	169	N	Washington	64 67				
								86	A	Drake	108 100	188	H	Providence	73 56				
								93	A	Seton Hall	68 51	209	A	Xavier	71 64				
								93	H	Seton Hall	81 64	231	A	Omaha	72 51				
								96	A	Butler	53 59								
LAST 12 Division I GAMES:																			
				32	A	Marquette	74 73					188	H	Providence	73 56				
				25	A	DePaul	67 77					25	H	DePaul	54 82				
				93	H	Seton Hall	81 64					32	H	Marquette	77 92				
				58	H	St. John's (NY)	53 39					58	A	St. John's (NY)	65 72				
				209	A	Xavier	71 64					93	A	Seton Hall	68 51				
				96	A	Butler	53 59					124	H	Georgetown	69 58				

Non-Div I Games:

Creighton

Average RPI	Win: 211	WON-LOST RECORD	WINNING PCT. RANK	LAST 10 GAMES	STRENGTH OF SCHEDULE	OPP. STRENGTH OF SCHEDULE	TEAM RPI	ADJ. RPI	CONF. RPI	ADJ CONF. RPI
Average RPI	Loss: 95									
DIV. I ONLY	12- 7	106	5- 5	151	150	112	112	9	9	
DIV. I NON-CONF.	8- 5	111	2- 4	199	204	118	118	9	9	

TOTALS	RPI 1-25	RPI 26-50	W-L RECORDS	RPI 51-100	RPI 101-999	RPI 201+				
12- 7	0- 1	0- 0	OVERALL	1- 3	11- 3	5- 0				
9- 2	0- 0	0- 0	HOME	1- 1	8- 1	4- 0				
3- 5	0- 1	0- 0	AWAY	0- 2	3- 2	1- 0				
0- 0	0- 0	0- 0	NEUTRAL	0- 0	0- 0	0- 0				
8- 5	0- 1	0- 0	NON-CONFERENCE	0- 2	8- 2	4- 0				
5- 1	0- 0	0- 0	HOME	0- 1	5- 0	3- 0				
3- 4	0- 1	0- 0	AWAY	0- 1	3- 2	1- 0				
0- 0	0- 0	0- 0	NEUTRAL	0- 0	0- 0	0- 0				
4- 2	0- 0	0- 0	CONFERENCE	1- 1	3- 1	1- 0				
4- 1	0- 0	0- 0	HOME	1- 0	3- 1	1- 0				
0- 1	0- 0	0- 0	AWAY	0- 1	0- 0	0- 0				
0- 0	0- 0	0- 0	NEUTRAL	0- 0	0- 0	0- 0				

RPI 1-25				RPI 26-50				RPI 51-100				RPI 101+				Team's RPI: 112
RPI	S	Opponent	Score	RPI	S	Opponent	Score	RPI	S	Opponent	Score	RPI	S	Opponent	Score	
5	A	Ohio St.	70 103					71	A	Harvard	65 76	113	H	Brown	78 73	
								71	H	Harvard	63 56	117	H	Yale	39 57	
								73	H	Maine	51 64	135	A	Colorado	81 75	
								74	A	Albany (NY)	61 76	145	A	Binghamton	64 80	
												170	A	Marist	60 51	
												178	A	Army West Point	56 71	
												183	H	New Hampshire	57 49	
												190	H	Columbia	88 65	
												196	H	Boston College	68 57	
												235	A	Holy Cross	76 74	
												272	H	Cornell	55 40	
												288	H	Vermont	66 56	
												331	H	Rhode Island	70 54	
												346	H	NJIT	81 50	

LAST 12 Division I GAMES:																
190	H	Columbia	88 65	145	A	Binghamton	64 80									
272	H	Cornell	55 40	74	A	Albany (NY)	61 76									
117	H	Yale	39 57	235	A	Holy Cross	76 74									
113	H	Brown	78 73	5	A	Ohio St.	70 103									
71	A	Harvard	65 76	135	A	Colorado	81 75									
71	H	Harvard	63 56	73	H	Maine	51 64									

Non-Div I Games:

Dartmouth

Davidson					Through Games Of Feb. 7, 2018						
Average RPI Win: 258		WON-LOST	WINNING	LAST 10	STRENGTH OF	OPP. STRENGTH	TEAM	ADJ.	CONF.	ADJ CONF.	
Average RPI Loss: 91		RECORD	PCT. RANK	GAMES	SCHEDULE	OF SCHEDULE	RPI	RPI	RPI	RPI	
DIV. I ONLY	10- 14	219	5- 5	98	160	155	155	12	12		
DIV. I NON-CONF.	5- 8	220	0- 1	74	187	140	140	10	10		

TOTALS		RPI 1-25	RPI 26-50	W-L RECORDS		RPI 51-100	RPI 101-999	RPI 201+			
10- 14	0- 1		0- 3	OVERALL		0- 5	10- 5	8- 1			
4- 6	0- 0		0- 2	HOME		0- 3	4- 1	3- 1			
6- 8	0- 1		0- 1	AWAY		0- 2	6- 4	5- 0			
0- 0	0- 0		0- 0	NEUTRAL		0- 0	0- 0	0- 0			
5- 8	0- 1		0- 2	NON-CONFERENCE		0- 2	5- 3	3- 1			
2- 3	0- 0		0- 1	HOME		0- 1	2- 1	1- 1			
3- 5	0- 1		0- 1	AWAY		0- 1	3- 2	2- 0			
0- 0	0- 0		0- 0	NEUTRAL		0- 0	0- 0	0- 0			
5- 6	0- 0		0- 1	CONFERENCE		0- 3	5- 2	5- 0			
2- 3	0- 0		0- 1	HOME		0- 2	2- 0	2- 0			
3- 3	0- 0		0- 0	AWAY		0- 1	3- 2	3- 0			
0- 0	0- 0		0- 0	NEUTRAL		0- 0	0- 0	0- 0			

RPI 1-25				RPI 26-50				RPI 51-100				RPI 101+				Team's RPI: 155
RPI	S	Opponent	Score	RPI	S	Opponent	Score	RPI	S	Opponent	Score	RPI	S	Opponent	Score	
19	A	NC State	49 73	44	H	Dayton	68 85	55	H	Duquesne	54 79	103	A	Saint Louis	72 88	
				45	H	Princeton	57 63	60	A	Mercer	54 69	111	A	George Mason	61 74	
				47	A	UCF	54 62	68	H	El on	58 75	140	A	William & Mary	55 73	
								75	A	Fordham	58 66	158	A	High Point	82 74	
								94	H	George Washi ngton	48 53	180	H	Charlotte	68 66	
												189	A	Furman	62 65	
												211	A	Ri chmond	68 65	
												217	H	Gardner-Webb	65 70	
												238	A	St. Bonaventure	75 68	
												248	H	UNC Asheville	58 50	
												270	A	Appal achian St.	59 57	
												287	H	Massachusetts	87 81	
												326	A	Western Caro.	70 57	
												331	A	Rhode Island	79 67	
												331	H	Rhode Island	77 67	

LAST 12 Division I GAMES:																
103	A	Saint Louis	72 88	211	A	Ri chmond	68 65									
331	A	Rhode Island	79 67	75	A	Fordham	58 66									
44	H	Dayton	68 85	331	H	Rhode Isl and	77 67									
287	H	Massachusetts	87 81	55	H	Duquesne	54 79									
238	A	St. Bonaventure	75 68	111	A	George Mason	61 74									
94	H	George Washi ngton	48 53	47	A	UCF	54 62									

Non-Div I Games:

Davidson

Loss,
Non-Conf,
S Site,
H Home
A Away
N Neutral

Average RPI Win: 184

Average RPI Loss: 42

WON-LOST
RECORDWINNING
PCT. RANKLAST 10
GAMESSTRENGTH OF
SCHEDULEOPP. STRENGTH
OF SCHEDULETEAM
RPIADJ.
RPICONF.
RPIADJ CONF.
RPIDIV. I ONLY
DIV. I NON-CONF.19- 4
7- 416
10210- 0
0- 0129
56116
7844
6944
6912
1012
10

TOTALS

RPI 1-25

RPI 26-50

W-L RECORDS

RPI 51-100

RPI 101-999

RPI 201+

19- 4

0- 1

1- 1

OVERALL

6- 2

12- 0

9- 0

10- 1

0- 1

1- 0

HOME

3- 0

6- 0

5- 0

6- 2

0- 0

0- 0

AWAY

1- 2

5- 0

3- 0

3- 1

0- 0

0- 1

NEUTRAL

2- 0

1- 0

1- 0

7- 4

0- 1

1- 1

NON-CONFERENCE

3- 2

3- 0

3- 0

4- 1

0- 1

1- 0

HOME

1- 0

2- 0

2- 0

0- 2

0- 0

0- 0

AWAY

0- 2

0- 0

0- 0

3- 1

0- 0

0- 1

NEUTRAL

2- 0

1- 0

1- 0

12- 0

0- 0

0- 0

CONFERENCE

3- 0

9- 0

6- 0

6- 0

0- 0

0- 0

HOME

2- 0

4- 0

3- 0

6- 0

0- 0

0- 0

AWAY

1- 0

5- 0

3- 0

0- 0

0- 0

0- 0

NEUTRAL

0- 0

0- 0

0- 0

RPI 1-25

RPI 26-50

Team's RPI: 44

RPI 51-100

RPI 101+

RPI	S	Opponent	Score
13	H	Green Bay	64 75

RPI	S	Opponent	Score
28	N	South Fla.	87 93
29	H	Virginia	61 46

RPI	S	Opponent	Score
55	H	Duquesne	79 70
61	A	Quinnipiac	66 72
65	A	Toledo	50 68
71	N	Harvard	72 66
75	A	Fordham	63 62
81	H	James Madison	82 54
94	H	George Washington	66 55
97	N	Tulane	71 65

RPI	S	Opponent	Score
103	H	Saint Louis	101 76
155	A	Davidson	85 68
191	A	Saint Joseph's	65 59
211	A	Richmond	66 59
225	A	La Salle	76 47
238	H	St. Bonaventure	80 59
274	H	Morgan St.	88 52
287	A	Massachusetts	78 49
293	H	VCU	74 64
331	H	Rhode Island	116 58
337	H	Ark.-Pine Bluff	81 43
341	N	Mississippi Val.	65 46

LAST 12 Division I GAMES:

287	A	Massachusetts	78 49
293	H	VCU	74 64
55	H	Duquesne	79 70
155	A	Davidson	85 68
211	A	Richmond	66 59
94	H	George Washington	66 55

75	A	Fordham	63 62
103	H	Saint Louis	101 76
238	H	St. Bonaventure	80 59
191	A	Saint Joseph's	65 59
331	H	Rhode Island	116 58
225	A	La Salle	76 47

Dayton

Dayton

Non-Div I Games:

Dayton

Loss,
 Non-Conf, S Site,
 H Home
A Away
 N Neutral

DePaul

DePaul				Through Games Of Feb. 7, 2018								
Average RPI	Win:	128	WON-LOST	WINNING	LAST 10	STRENGTH OF	OPP. STRENGTH	TEAM	ADJ.	CONF.	ADJ CONF.	
Average RPI	Loss:	22	RECORD	PCT. RANK	GAMES	SCHEDULE	OF SCHEDULE	RPI	RPI	RPI	RPI	
DIV. I ONLY			18- 6	47	8- 2	31	8	25	25	6	6	
DIV. I NON-CONF.			8- 4	87	0- 0	28	3	43	43	6	6	

TOTALS	RPI	1-25		RPI	26-50	W-L RECORDS	RPI	51-100	RPI	101-999	RPI	201+
18- 6		0- 2			5- 4	OVERALL		4- 0		9- 0		3- 0
12- 2		0- 1			3- 1	HOME		4- 0		5- 0		3- 0
4- 3		0- 1			1- 2	AWAY		0- 0		3- 0		0- 0
2- 1		0- 0			1- 1	NEUTRAL		0- 0		1- 0		0- 0
8- 4		0- 2			2- 2	NON-CONFERENCE		1- 0		5- 0		2- 0
5- 2		0- 1			1- 1	HOME		1- 0		3- 0		2- 0
1- 1		0- 1			0- 0	AWAY		0- 0		1- 0		0- 0
2- 1		0- 0			1- 1	NEUTRAL		0- 0		1- 0		0- 0
10- 2		0- 0			3- 2	CONFERENCE		3- 0		4- 0		1- 0
7- 0		0- 0			2- 0	HOME		3- 0		2- 0		1- 0
3- 2		0- 0			1- 2	AWAY		0- 0		2- 0		0- 0
0- 0		0- 0			0- 0	NEUTRAL		0- 0		0- 0		0- 0

RPI 1-25				Team's RPI: 25				RPI 26-50				RPI 51-100				RPI 101+			
RPI	S	Opponent	Score		RPI	S	Opponent	Score		RPI	S	Opponent	Score		RPI	S	Opponent	Score	
1	H	UConn	69	103	26	A	Villanova	58	84	58	H	St. John's (NY)	76	67	103	H	Saint Louis	86	78
2	A	Notre Dame	82	91	30	H	Oklahoma	111	108	64	H	IUPUI	85	71	124	A	Georgetown	78	62
					31	H	Northern Colo.	88	94	93	H	Seton Hall	89	66	176	N	Memphis	81	67
					32	A	Marquette	81	93	32	A	Marquette	81	93	188	A	Providence	71	48
					32	H	Marquette	95	83	96	H	Butler	87	65	188	H	Providence	81	47
					38	N	FGCU	84	89						192	A	Northwestern	92	63
					39	A	Creighton	82	54						209	H	Xavier	79	48
					39	H	Creighton	77	67						297	H	Loyola Chicago	88	47
					41	N	Gonzaga	88	71						328	H	Delaware St.	110	71

LAST 12 Division I GAMES:																			
188	H	Providence	81	47	209	H	Xavier	79	48										
39	H	Creighton	77	67	39	A	Creighton	82	54										
32	H	Marquette	95	83	188	A	Providence	71	48										
124	A	Georgetown	78	62	32	A	Marquette	81	93										
26	A	Villanova	58	84	58	H	St. John's (NY)	76	67										
96	H	Butler	87	65	93	H	Seton Hall	89	66										

Non-Div I Games:

DePaul

DePaul

Delaware

Del aware				Through Games Of Feb. 7, 2018							
Average RPI	Win:	223	WON-LOST	WINNING	LAST 10	STRENGTH OF	OPP. STRENGTH	TEAM	ADJ.	CONF.	ADJ CONF.
Average RPI	Loss:	126	RECORD	PCT. RANK	GAMES	SCHEDULE	OF SCHEDULE	RPI	RPI	RPI	RPI
DIV. I ONLY		13- 8		111	6- 4	221	177	126	126	10	10
DIV. I NON-CONF.		7- 4		102	2- 0	264	241	143	143	12	12

TOTALS		RPI 1-25		RPI 26-50		W-L RECORDS		RPI 51-100	RPI 101-999		RPI 201+
13- 8		0- 1		0- 1		OVERALL		2- 2	11- 4		9- 2
6- 2		0- 0		0- 0		HOME		2- 0	4- 2		4- 1
6- 5		0- 1		0- 1		AWAY		0- 2	6- 1		4- 0
1- 1		0- 0		0- 0		NEUTRAL		0- 0	1- 1		1- 1
7- 4		0- 1		0- 1		NON-CONFERENCE		1- 0	6- 2		4- 2
3- 1		0- 0		0- 0		HOME		1- 0	2- 1		2- 1
3- 2		0- 1		0- 1		AWAY		0- 0	3- 0		1- 0
1- 1		0- 0		0- 0		NEUTRAL		0- 0	1- 1		1- 1
6- 4		0- 0		0- 0		CONFERENCE		1- 2	5- 2		5- 0
3- 1		0- 0		0- 0		HOME		1- 0	2- 1		2- 0
3- 3		0- 0		0- 0		AWAY		0- 2	3- 1		3- 0
0- 0		0- 0		0- 0		NEUTRAL		0- 0	0- 0		0- 0

RPI 1-25				RPI 26-50				RPI 51-100				RPI 101+ Team's RPI: 126			
RPI	S	Opponent	Score	RPI	S	Opponent	Score	RPI	S	Opponent	Score	RPI	S	Opponent	Score
23	A	Buffalo	73 87	45	A	Princeton	60 78	54	A	Drexel	53 74	134	A	Northeastern	59 73
								67	H	American	72 56	134	H	Northeastern	53 64
								68	A	Elon	51 64	157	A	Hartford	72 63
								68	H	Elon	80 66	178	A	Army West Point	70 59
												206	H	Boston U.	79 85
												224	H	Loyola Maryland	71 38
												234	A	Hofstra	58 51
												238	A	St. Bonaventure	53 52
												260	A	Col. of Charleston	68 59
												263	H	Towson	51 49
												266	A	UNCW	82 49
												266	H	UNCW	80 62
												328	H	Delaware St.	84 49
												344	N	Saint Peter's	87 90
												345	N	Eastern Ill.	66 37
LAST 12 Division I GAMES:															
134	A	Northeastern	59 73	234	A	Hofstra	58 51								
266	H	UNCW	80 62	260	A	Col. of Charleston	68 59								
134	H	Northeastern	53 64	68	H	Elon	80 66								
68	A	Elon	51 64	54	A	Drexel	53 74								
266	A	UNCW	82 49	224	H	Loyola Maryland	71 38								
263	H	Towson	51 49	328	H	Delaware St.	84 49								

Non-Div I Games:

Del aware

Delaware

Average RPI Win:	321	WON-LOST	WINNING	LAST 10	STRENGTH OF	OPP. STRENGTH	TEAM	ADJ.	CONF.	ADJ CONF.
Average RPI Loss:	176	RECORD	PCT. RANK	GAMES	SCHEDULE	OF SCHEDULE	RPI	RPI	RPI	RPI
DIV. I ONLY	4- 19	315	3- 7	262	293	328	328	31	31	
DIV. I NON-CONF.	1- 12	335	0- 2	140	122	302	302	31	31	

TOTALS	RPI 1-25	RPI 26-50	W-L RECORDS	RPI 51-100	RPI 101-999	RPI 201+				
4- 19	0- 1	0- 1	OVERALL	0- 1	4- 16	4- 6				
3- 6	0- 0	0- 0	HOME	0- 1	3- 5	3- 3				
1- 11	0- 0	0- 0	AWAY	0- 0	1- 5	1- 2				
0- 2	0- 0	0- 0	NEUTRAL	0- 0	0- 2	0- 0				
1- 12	0- 1	0- 1	NON-CONFERENCE	0- 1	1- 9	1- 1				
1- 3	0- 0	0- 0	HOME	0- 1	1- 2	1- 1				
0- 7	0- 1	0- 1	AWAY	0- 0	0- 5	0- 0				
0- 2	0- 0	0- 0	NEUTRAL	0- 0	0- 2	0- 0				
3- 7	0- 0	0- 0	CONFERENCE	0- 0	3- 7	3- 5				
2- 3	0- 0	0- 0	HOME	0- 0	2- 3	2- 2				
1- 4	0- 0	0- 0	AWAY	0- 0	1- 4	1- 3				
0- 0	0- 0	0- 0	NEUTRAL	0- 0	0- 0	0- 0				

RPI 1-25				RPI 26-50				RPI 51-100				RPI 101+				Team's RPI: 328
RPI	S	Opponent	Score	RPI	S	Opponent	Score	RPI	S	Opponent	Score	RPI	S	Opponent	Score	
25	A	DePaul	71 110	35	A	Michigan	36 105	54	H	Drexel	52 73	120	N	Ole Miss	58 110	
												126	A	Delaware	49 84	
												128	H	Bethune-Cookman	60 68	
												146	A	Kansas	49 81	
												151	H	Robert Morris	42 65	
												167	N	Stetson	43 58	
												172	A	Florida	51 85	
												177	A	Temple	72 96	
												181	A	Hampton	62 66	
												182	A	Fla. Atlantic	67 90	
												225	H	La Salle	48 71	
												226	A	N. C. A&T	55 75	
												226	H	N. C. A&T	48 66	
												274	A	Morgan St.	62 54	
												322	H	South Carolina St.	58 44	
												334	A	N. C. Central	60 76	
												334	H	N. C. Central	67 74	
												340	H	Savannah St.	93 79	
												342	A	Florida A&M	54 59	
												349	H	Longwood	60 56	

LAST 12 Division I GAMES:																
334	A	N. C. Central	60 76	181	A	Hampton	62 66									
226	A	N. C. A&T	55 75	226	H	N. C. A&T	48 66									
340	H	Savannah St.	93 79	322	H	South Carolina St.	58 44									
274	A	Morgan St.	62 54	334	H	N. C. Central	67 74									
128	H	Bethune-Cookman	60 68	167	N	Stetson	43 58									
342	A	Florida A&M	54 59	182	A	Fla. Atlantic	67 90									

Non-Div I Games:

Delaware St.

Average RPI Win: 287

Average RPI Loss: 89

WON-LOST
RECORDWINNING
PCT. RANKLAST 10
GAMESSTRENGTH OF
SCHEDULEOPP. STRENGTH
OF SCHEDULETEAM
RPIADJ.
RPICONF.
RPIADJ CONF.
RPIDIV. I ONLY
DIV. I NON-CONF.12- 11
8- 6166
1435- 5
2- 1258
290174
196195
207195
20714
1714
17

TOTALS

RPI 1-25

RPI 26-50

W-L RECORDS

RPI 51-100

RPI 101-999

RPI 201+

12- 11

0- 0

0- 2

OVERALL

0- 6

12- 3

11- 1

4- 5

0- 0

0- 2

HOME

0- 2

4- 1

4- 0

7- 4

0- 0

0- 0

AWAY

0- 2

7- 2

7- 1

1- 2

0- 0

0- 0

NEUTRAL

0- 2

1- 0

0- 0

8- 6

0- 0

0- 1

NON-CONFERENCE

0- 4

8- 1

7- 0

2- 3

0- 0

0- 1

HOME

0- 1

2- 1

2- 0

5- 1

0- 0

0- 0

AWAY

0- 1

5- 0

5- 0

1- 2

0- 0

0- 0

NEUTRAL

0- 2

1- 0

0- 0

4- 5

0- 0

0- 1

CONFERENCE

0- 2

4- 2

4- 1

2- 2

0- 0

0- 1

HOME

0- 1

2- 0

2- 0

2- 3

0- 0

0- 0

AWAY

0- 1

2- 2

2- 1

0- 0

0- 0

0- 0

NEUTRAL

0- 0

0- 0

0- 0

RPI 1-25

RPI S Opponent Score

RPI 26-50

RPI S Opponent Score

31 H Northern Colo. 63 71

40 H South Dakota St. 58 69

RPI 51-100

RPI S Opponent Score

67 A American 53 66

76 A South Dakota 51 79

76 H South Dakota 60 82

77 H Wyoming 51 61

87 N Miami (OH) 52 69

100 N Liberty 69 82

RPI 101+

Team's RPI: 195

RPI S Opponent Score

107 A Western Ill. 93 118

118 H Colorado St. 56 61

200 N Eastern Mi ch. 60 54

205 A Oral Roberts 60 90

231 A Omaha 85 74

259 A UMKC 77 68

265 H North Dakota St. 98 79

292 A Utah St. 74 72

299 A Cal St. Fullerton 83 58

306 A Air Force 75 54

309 H Utah Valley 72 53

316 A Fort Wayne 73 55

316 H Fort Wayne 86 65

325 H Northern Ariz. 80 73

327 A UMBC 70 48

LAST 12 Division I GAMES:

316 H Fort Wayne 86 65

76 H South Dakota 60 82

107 A Western Ill. 93 118

205 A Oral Roberts 60 90

231 A Omaha 85 74

265 H North Dakota St. 98 79

40 H South Dakota St. 58 69

316 A Fort Wayne 73 55

309 H Utah Valley 72 53

76 A South Dakota 51 79

259 A UMKC 77 68

100 N Liberty 69 82

D
e
n
v
e
rD
e
n
v
e
r

Non-Div I Games:

Chadron St.

99 55

Denver

Loss, Non-Conf, S Site, H Home A Away N Neutral

Average RPI Win:	317	WON-LOST	WINNING	LAST 10	STRENGTH OF	OPP. STRENGTH	TEAM	ADJ.	CONF.	ADJ CONF.
Average RPI Loss:	139	RECORD	PCT. RANK	GAMES	SCHEDULE	OF SCHEDULE	RPI	RPI	RPI	RPI
DIV. I ONLY	1- 21	346	1- 9	138	120	310	310	11	11	
DIV. I NON-CONF.	0- 11	337	0- 1	193	46	335	335	13	13	

TOTALS	RPI 1-25	RPI 26-50	W-L RECORDS	RPI 51-100	RPI 101-999	RPI 201+				
1- 21	0- 1	0- 1	OVERALL	0- 5	1- 14	1- 6				
0- 11	0- 1	0- 1	HOME	0- 3	0- 6	0- 2				
1- 8	0- 0	0- 0	AWAY	0- 2	1- 6	1- 3				
0- 2	0- 0	0- 0	NEUTRAL	0- 0	0- 2	0- 1				
0- 11	0- 0	0- 1	NON-CONFERENCE	0- 3	0- 7	0- 2				
0- 5	0- 0	0- 1	HOME	0- 2	0- 2	0- 0				
0- 4	0- 0	0- 0	AWAY	0- 1	0- 3	0- 1				
0- 2	0- 0	0- 0	NEUTRAL	0- 0	0- 2	0- 1				
1- 10	0- 1	0- 0	CONFERENCE	0- 2	1- 7	1- 4				
0- 6	0- 1	0- 0	HOME	0- 1	0- 4	0- 2				
1- 4	0- 0	0- 0	AWAY	0- 1	1- 3	1- 2				
0- 0	0- 0	0- 0	NEUTRAL	0- 0	0- 0	0- 0				

RPI 1-25				RPI 26-50				RPI 51-100				RPI 101+ Team's RPI: 310			
RPI	S	Opponent	Score	RPI	S	Opponent	Score	RPI	S	Opponent	Score	RPI	S	Opponent	Score
13	H	Green Bay	27 85	35	H	Michigan	50 86	59	H	Michigan St.	60 97	106	A	Western Mich.	62 74
								64	A	IUPUI	62 90	114	H	Milwaukee	61 70
								65	H	Toledo	64 81	127	A	Cleveland St.	50 75
								87	A	Miami (OH)	64 91	127	H	Cleveland St.	76 90
								95	H	Wright St.	60 88	136	A	Kent St.	74 82
												138	N	Clemson	44 72
												198	H	Bowling Green	81 85
												200	H	Eastern Mich.	76 78
												202	A	Illinois	65 73
												203	A	Oakland	50 83
												228	A	Youngstown St.	59 76
												228	H	Youngstown St.	52 72
												240	H	Northern Ky.	67 78
												251	N	North Texas	57 63
												317	A	Ill.-Chicago	61 58

LAST 12 Division I GAMES:															
228	H	Youngstown St.	52 72	64	A	IUPUI	62 90	240	H	Northern Ky.	67 78	127	A	Cleveland St.	50 75
127	H	Cleveland St.	76 90	95	H	Wright St.	60 88	228	A	Youngstown St.	59 76	136	A	Kent St.	74 82
203	A	Oakland	50 83	65	H	Toledo	64 81					198	H	Bowling Green	81 85
114	H	Milwaukee	61 70									200	H	Eastern Mich.	76 78
13	H	Green Bay	27 85									202	A	Illinois	65 73
317	A	Ill.-Chicago	61 58									203	A	Oakland	50 83

Non-Div I Games:

Detroit Mercy

Average RPI Win:	204	WON-LOST	WINNING	LAST 10	STRENGTH OF	OPP. STRENGTH	TEAM	ADJ.	CONF.	ADJ CONF.
Average RPI Loss:	50	RECORD	PCT. RANK	GAMES	SCHEDULE	OF SCHEDULE	RPI	RPI	RPI	RPI
DIV. I ONLY	15- 7	75	10- 0	101	132	86	86	24	24	
DIV. I NON-CONF.	4- 7	226	0- 1	16	22	135	135	22	22	

TOTALS	RPI 1-25	RPI 26-50	W-L RECORDS	RPI 51-100	RPI 101-999	RPI 201+				
15- 7	0- 2	0- 2	OVERALL	1- 2	14- 1	7- 0				
10- 3	0- 0	0- 2	HOME	1- 1	9- 0	4- 0				
4- 3	0- 2	0- 0	AWAY	0- 1	4- 0	2- 0				
1- 1	0- 0	0- 0	NEUTRAL	0- 0	1- 1	1- 0				
4- 7	0- 2	0- 2	NON-CONFERENCE	1- 2	3- 1	1- 0				
3- 3	0- 0	0- 2	HOME	1- 1	2- 0	0- 0				
0- 3	0- 2	0- 0	AWAY	0- 1	0- 0	0- 0				
1- 1	0- 0	0- 0	NEUTRAL	0- 0	1- 1	1- 0				
11- 0	0- 0	0- 0	CONFERENCE	0- 0	11- 0	6- 0				
7- 0	0- 0	0- 0	HOME	0- 0	7- 0	4- 0				
4- 0	0- 0	0- 0	AWAY	0- 0	4- 0	2- 0				
0- 0	0- 0	0- 0	NEUTRAL	0- 0	0- 0	0- 0				

RPI 1-25				RPI 26-50				RPI 51-100				Team's RPI: 86				RPI 101+			
RPI	S	Opponent	Score	RPI	S	Opponent	Score	RPI	S	Opponent	Score	RPI	S	Opponent	Score	RPI	S	Opponent	Score
7	A	Oregon	77 110	39	H	Creighton	100 108	57	H	Nebraska	84 89	111	N	George Mason	75 87				
22	A	Iowa	66 79	40	H	South Dakota St.	78 85	77	A	Wyoming	61 75	114	H	Milwaukee	77 73				
								100	H	Liberty	96 68	115	H	Iowa St.	83 80				
												118	A	Missouri St.	80 68				
												118	H	Missouri St.	84 65				
												144	A	Southern Ill.	75 64				
												144	H	Southern Ill.	84 73				
												154	H	UNI	81 64				
												246	A	Bradley	84 75				
												257	H	Indiana St.	85 64				
												267	A	Illinois St.	65 58				
												290	H	Valparaiso	86 50				
												297	H	Loyola Chicago	72 46				
												341	N	Mississippi Val.	96 60				
												348	H	Evansville	107 66				
LAST 12 Division I GAMES:																			
118	H	Missouri St.	84 65	257	H	Indiana St.	85 64	144	A	Southern Ill.	75 64	118	A	Missouri St.	80 68				
144	H	Southern Ill.	84 73	144	A	Southern Ill.	75 64	297	H	Loyola Chicago	72 46	290	H	Valparaiso	86 50				
246	A	Bradley	84 75	118	A	Missouri St.	80 68	22	A	Iowa	66 79								
267	A	Illinois St.	65 58																
154	H	UNI	81 64																
348	H	Evansville	107 66																

Non-Div I Games: Iowa Wesleyan 102 25

Drake

Loss,
Non-Conf,
S Site,
H Home
A Away
N Neutral

Average RPI	Win:	199	WON-LOST	WINNING	LAST 10	STRENGTH OF	OPP. STRENGTH	TEAM	ADJ.	CONF.	ADJ CONF.
Average RPI	Loss:	60	RECORD	PCT. RANK	GAMES	SCHEDULE	OF SCHEDULE	RPI	RPI	RPI	RPI
DIV. I ONLY		18- 5	34	9- 1	139	135	54	54	10	10	
DIV. I NON-CONF.		8- 4	87	1- 0	188	94	86	86	12	12	

TOTALS	RPI 1-25		RPI 26-50		W-L RECORDS	RPI 51-100		RPI 101-999		RPI 201+	
18- 5	0- 0		0- 1		OVERALL	2- 4		16- 0		10- 0	
10- 0	0- 0		0- 0		HOME	1- 0		9- 0		6- 0	
7- 3	0- 0		0- 1		AWAY	0- 2		7- 0		4- 0	
1- 2	0- 0		0- 0		NEUTRAL	1- 2		0- 0		0- 0	
8- 4	0- 0		0- 1		NON-CONFERENCE	1- 3		7- 0		5- 0	
4- 0	0- 0		0- 0		HOME	0- 0		4- 0		3- 0	
3- 2	0- 0		0- 1		AWAY	0- 1		3- 0		2- 0	
1- 2	0- 0		0- 0		NEUTRAL	1- 2		0- 0		0- 0	
10- 1	0- 0		0- 0		CONFERENCE	1- 1		9- 0		5- 0	
6- 0	0- 0		0- 0		HOME	1- 0		5- 0		3- 0	
4- 1	0- 0		0- 0		AWAY	0- 1		4- 0		2- 0	
0- 0	0- 0		0- 0		NEUTRAL	0- 0		0- 0		0- 0	

RPI 1-25				RPI 26-50				RPI 51-100				RPI 101+			
RPI	S	Opponent	Score	RPI	S	Opponent	Score	RPI	S	Opponent	Score	RPI	S	Opponent	Score
				37	A	Syracuse	62 72	52	N	Virginia Tech	67 79	126	H	Delaware	74 53
								53	N	West Virginia	42 75	133	H	Bucknell	63 54
								68	H	Elon	58 56	134	A	Northeastern	69 58
								79	A	Penn St.	70 84	134	H	Northeastern	58 50
								81	A	James Madison	48 56	140	A	William & Mary	65 58
								96	N	Butler	76 62	191	A	Saint Joseph's	65 58
												225	H	La Salle	79 54
												230	A	Niagara	66 65
												234	A	Hofstra	58 47
												234	H	Hofstra	47 38
												245	H	Lafayette	52 37
												260	A	Col. of Charleston	80 53
												263	H	Towson	78 53
												266	H	UNCW	68 42
												272	H	Cornell	61 39
												328	A	Delaware St.	73 52
LAST 12 Division I GAMES:															
260	A	Col. of Charleston	80 53	266	H	UNCW	68 42								
263	H	Towson	78 53	81	A	James Madison	48 56								
134	H	Northeastern	58 50	140	A	William & Mary	65 58								
68	H	Elon	58 56	234	H	Hofstra	47 38								
234	A	Hofstra	58 47	126	H	Delaware	74 53								
134	A	Northeastern	69 58	272	H	Cornell	61 39								

Non-Div I Games:

Drexel

Average RPI Win:	136	WON-LOST	WINNING	LAST 10	STRENGTH OF	OPP. STRENGTH	TEAM	ADJ.	CONF.	ADJ CONF.
Average RPI Loss:	34	RECORD	PCT. RANK	GAMES	SCHEDULE	OF SCHEDULE	RPI	RPI	RPI	RPI
DIV. I ONLY	19- 6	44	8- 2	29	26	17	17	1	1	
DIV. I NON-CONF.	11- 2	22	0- 0	79	111	22	22	1	1	

TOTALS	RPI 1-25	RPI 26-50	W-L RECORDS	RPI 51-100	RPI 101-999	RPI 201+				
19- 6	2- 3	2- 1	OVERALL	5- 1	10- 1	5- 0				
14- 1	2- 1	2- 0	HOME	4- 0	6- 0	3- 0				
5- 5	0- 2	0- 1	AWAY	1- 1	4- 1	2- 0				
0- 0	0- 0	0- 0	NEUTRAL	0- 0	0- 0	0- 0				
11- 2	1- 1	1- 1	NON-CONFERENCE	3- 0	6- 0	5- 0				
9- 0	1- 0	1- 0	HOME	3- 0	4- 0	3- 0				
2- 2	0- 1	0- 1	AWAY	0- 0	2- 0	2- 0				
0- 0	0- 0	0- 0	NEUTRAL	0- 0	0- 0	0- 0				
8- 4	1- 2	1- 0	CONFERENCE	2- 1	4- 1	0- 0				
5- 1	1- 1	1- 0	HOME	1- 0	2- 0	0- 0				
3- 3	0- 1	0- 0	AWAY	1- 1	2- 1	0- 0				
0- 0	0- 0	0- 0	NEUTRAL	0- 0	0- 0	0- 0				

RPI	S	Opponent	Score	RPI	S	Opponent	Score	RPI	S	Opponent	Score	RPI	S	Opponent	Score
2	H	Notre Dame	54 72	26	A	Villanova	55 64	51	A	Miami (FL)	48 51	101	A	North Carolina	86 92
4	A	Louisville	60 66	29	H	Virginia	55 48	52	A	Virginia Tech	86 75	104	A	Wake Forest	80 67
5	H	Ohio St.	69 60	49	H	Oregon St.	72 65	62	H	Georgia Tech	77 59	104	H	Wake Forest	59 51
19	H	NC State	69 56					73	H	Maine	69 39	147	A	Pittsburgh	58 46
21	A	South Carolina	52 72					77	H	Wyoming	63 40	158	H	High Point	77 50
								100	H	Liberty	68 51	196	H	Boston College	75 50
												233	H	UNCG	85 54
												254	H	Presbyterian	79 45
												280	A	Grand Canyon	74 61
												312	A	Old Dominion	84 51
												339	H	Winthrop	101 30
LAST 12 Division I GAMES:															
104	H	Wake Forest	59 51	52	A	Virginia Tech	86 75								
2	H	Notre Dame	54 72	29	H	Virginia	55 48								
62	H	Georgia Tech	77 59	104	A	Wake Forest	80 67								
147	A	Pittsburgh	58 46	19	H	NC State	69 56								
196	H	Boston College	75 50	4	A	Louisville	60 66								
101	A	North Carolina	86 92	51	A	Miami (FL)	48 51								

Non-Div I Games:

Duke

Average RPI Win:	196	WON-LOST	WINNING	LAST 10	STRENGTH OF	OPP. STRENGTH	TEAM	ADJ.	CONF.	ADJ CONF.
Average RPI Loss:	92	RECORD	PCT. RANK	GAMES	SCHEDULE	OF SCHEDULE	RPI	RPI	RPI	RPI
DIV. I ONLY	20- 4	14	9- 1	207	101	55	55	12	12	
DIV. I NON-CONF.	10- 3	51	0- 1	186	40	56	56	10	10	

TOTALS	RPI 1-25	RPI 26-50	W-L RECORDS	RPI 51-100	RPI 101-999	RPI 201+				
20- 4	0- 1	2- 1	OVERALL	2- 0	16- 2	11- 0				
11- 0	0- 0	1- 0	HOME	1- 0	9- 0	7- 0				
8- 3	0- 0	1- 1	AWAY	1- 0	6- 2	3- 0				
1- 1	0- 1	0- 0	NEUTRAL	0- 0	1- 0	1- 0				
10- 3	0- 1	2- 0	NON-CONFERENCE	1- 0	7- 2	5- 0				
6- 0	0- 0	1- 0	HOME	1- 0	4- 0	3- 0				
3- 2	0- 0	1- 0	AWAY	0- 0	2- 2	1- 0				
1- 1	0- 1	0- 0	NEUTRAL	0- 0	1- 0	1- 0				
10- 1	0- 0	0- 1	CONFERENCE	1- 0	9- 0	6- 0				
5- 0	0- 0	0- 0	HOME	0- 0	5- 0	4- 0				
5- 1	0- 0	0- 1	AWAY	1- 0	4- 0	2- 0				
0- 0	0- 0	0- 0	NEUTRAL	0- 0	0- 0	0- 0				

RPI 1-25				RPI 26-50				RPI 51-100				RPI 101+							
RPI	S	Opponent	Score	RPI	S	Opponent	Score	RPI	S	Opponent	Score	RPI	S	Opponent	Score				
1	N	UConn	52 104	27	H	Central Mich.	64 61	65	H	Toledo	73 54	111	H	George Mason	71 64				
				29	A	Virginia	74 63	94	A	George Washington	54 53	129	H	Saint Francis (PA)	87 68				
				44	A	Dayton	70 79					143	A	ETSU	77 81				
												147	A	Pittsburgh	66 53				
												155	A	Davidson	79 54				
												180	A	Charlotte	72 75				
												191	A	Saint Joseph's	61 42				
												211	A	Richmond	78 70				
												222	H	Akron	66 60				
												225	H	La Salle	78 50				
												226	N	N.C. A&T	73 60				
												238	H	St. Bonaventure	73 59				
												287	H	Massachusetts	60 57				
												291	H	Central Conn. St.	83 58				
												293	A	VCU	70 51				
												293	H	VCU	80 71				
												338	H	Iona	80 59				
												339	A	Winthrop	81 54				

LAST 12 Division I GAMES:																			
293	H	VCU	80 71	225	H	La Salle	78 50	1	N	UConn	52 104								
211	A	Richmond	78 70	94	A	George Washington	54 53												
44	A	Dayton	70 79	293	A	VCU	70 51												
238	H	St. Bonaventure	73 59	155	A	Davidson	79 54												
191	A	Saint Joseph's	61 42	287	H	Massachusetts	60 57												
111	H	George Mason	71 64																

Non-Div I Games:

Duquesne

Average RPI Win:	234	WON-LOST	WINNING	LAST 10	STRENGTH OF	OPP. STRENGTH	TEAM	ADJ.	CONF.	ADJ CONF.
Average RPI Loss:	86	RECORD	PCT. RANK	GAMES	SCHEDULE	OF SCHEDULE	RPI	RPI	RPI	RPI
DIV. I ONLY	13- 10	136	7- 2	201	94	143	143	17	17	
DIV. I NON-CONF.	6- 8	209	0- 2	155	35	162	162	16	16	

TOTALS	RPI 1-25	RPI 26-50	W-L RECORDS	RPI 51-100	RPI 101-999	RPI 201+				
13- 10	0- 3	0- 1	OVERALL	2- 3	11- 3	8- 2				
7- 3	0- 0	0- 0	HOME	2- 2	5- 1	3- 1				
6- 4	0- 2	0- 1	AWAY	0- 0	6- 1	5- 1				
0- 3	0- 1	0- 0	NEUTRAL	0- 1	0- 1	0- 0				
6- 8	0- 3	0- 1	NON-CONFERENCE	1- 2	5- 2	4- 1				
3- 2	0- 0	0- 0	HOME	1- 1	2- 1	1- 1				
3- 3	0- 2	0- 1	AWAY	0- 0	3- 0	3- 0				
0- 3	0- 1	0- 0	NEUTRAL	0- 1	0- 1	0- 0				
7- 2	0- 0	0- 0	CONFERENCE	1- 1	6- 1	4- 1				
4- 1	0- 0	0- 0	HOME	1- 1	3- 0	2- 0				
3- 1	0- 0	0- 0	AWAY	0- 0	3- 1	2- 1				
0- 0	0- 0	0- 0	NEUTRAL	0- 0	0- 0	0- 0				

RPI 1-25				RPI 26-50				RPI 51-100				RPI 101+ Team's RPI: 143			
RPI	S	Opponent	Score	RPI	S	Opponent	Score	RPI	S	Opponent	Score	RPI	S	Opponent	Score
2	N	Notre Dame	46 77	48	A	Houston	69 88	55	H	Duquesne	81 77	106	N	Western Mi ch.	79 87
11	A	Tennessee	49 87					59	H	Michigan St.	74 83	137	H	Cincinnati	87 77
19	A	NC State	58 70					60	H	Mercer	65 85	166	H	Samford	76 48
								83	N	Washington St.	76 80	189	A	Furman	69 57
								91	H	Chattanooga	65 58	233	A	UNCG	61 65
												233	H	UNCG	60 52
												240	H	Northern Ky.	45 57
												270	A	Appalachian St.	70 57
												271	A	Wofford	61 58
												307	A	Murray St.	96 68
												326	A	Western Caro.	76 46
												326	H	Western Caro.	66 50
												329	H	Tennessee Tech	74 55
												339	A	Winthrop	74 63

LAST 12 Division I GAMES:															
326	A	Western Caro.	76 46	91	H	Chattanooga	65 58	233	H	UNCG	60 52				
233	A	UNCG	61 65	326	H	Western Caro.	66 50	240	H	Northern Ky.	45 57				
166	H	Samford	76 48	59	H	Michigan St.	74 83	59	H	Michigan St.	74 83				
60	H	Mercer	65 85	19	A	NC State	58 70								
271	A	Wofford	61 58												
189	A	Furman	69 57												

Non-Div I Games: North Greenville 90 67

ETSU

Average RPI Win:	230	WON-LOST	WINNING	LAST 10	STRENGTH OF	OPP. STRENGTH	TEAM	ADJ.	CONF.	ADJ CONF.
Average RPI Loss:	143	RECORD	PCT. RANK	GAMES	SCHEDULE	OF SCHEDULE	RPI	RPI	RPI	RPI
DIV. I ONLY	13- 11	150	5- 5	233	152	207	207	8	8	
DIV. I NON-CONF.	8- 5	111	1- 0	321	339	255	255	7	7	

TOTALS	RPI 1-25	RPI 26-50	W-L RECORDS	RPI 51-100	RPI 101-999	RPI 201+				
13- 11	0- 1	1- 1	OVERALL	0- 1	12- 8	8- 3				
10- 4	0- 1	1- 0	HOME	0- 0	9- 3	6- 1				
2- 5	0- 0	0- 0	AWAY	0- 1	2- 0	1- 0				
1- 2	0- 0	0- 0	NEUTRAL	0- 0	1- 2	1- 0				
8- 5	0- 0	0- 0	NON-CONFERENCE	0- 0	8- 5	7- 2				
6- 2	0- 0	0- 0	HOME	0- 0	6- 2	5- 1				
1- 1	0- 0	0- 0	AWAY	0- 0	1- 1	1- 1				
1- 2	0- 0	0- 0	NEUTRAL	0- 0	1- 2	1- 0				
5- 6	0- 1	1- 1	CONFERENCE	0- 1	4- 3	1- 1				
4- 2	0- 1	1- 0	HOME	0- 0	3- 1	1- 0				
1- 4	0- 0	0- 1	AWAY	0- 1	1- 2	0- 1				
0- 0	0- 0	0- 0	NEUTRAL	0- 0	0- 0	0- 0				

RPI 1-25				RPI 26-50				RPI 51-100				RPI 101+				Team's RPI: 207
RPI	S	Opponent	Score	RPI	S	Opponent	Score	RPI	S	Opponent	Score	RPI	S	Opponent	Score	
1	H	UConn	35 96	28	A	South Fla.	47 88	97	A	Tulane	58 64	122	N	UTEP	79 93	
				48	H	Houston	80 78					137	A	Cincinnati	79 70	
												137	H	Cincinnati	54 66	
												140	H	William & Mary	65 71	
												168	H	Wichita St.	77 67	
												175	N	Jacksonville St.	73 82	
												176	A	Memphis	36 72	
												180	H	Charlotte	58 55	
												186	H	Tulsa	73 67	
												211	H	Richmond	64 65	
												215	A	SMU	51 65	
												215	H	SMU	76 47	
												218	H	Norfolk St.	51 46	
												266	A	UNCW	62 66	
												269	N	Rider	66 63	
												289	A	Kennesaw St.	66 56	
												295	H	USC Upstate	66 53	
												305	H	UMES	64 54	
												334	H	N.C. Central	73 61	
												340	H	Savannah St.	103 37	

LAST 12 Division I GAMES:																
28	A	South Fla.	47 88	215	A	SMU	51 65									
215	H	SMU	76 47	186	H	Tulsa	73 67									
168	H	Wichita St.	77 67	176	A	Memphis	36 72									
137	A	Cincinnati	79 70	1	H	UConn	35 96									
97	A	Tulane	58 64	137	H	Cincinnati	54 66									
48	H	Houston	80 78	305	H	UMES	64 54									

Non-Div I Games:

East Carolina

■ Loss,
 ■ Non-Conf,
 S Site,
 ■ Home
 ■ Away
 N Neutral

Average RPI Win: 342		WON-LOST	WINNING	LAST 10	STRENGTH OF		OPP. STRENGTH	TEAM	ADJ.	CONF.	ADJ CONF.
Loss: 208		RECORD	PCT. RANK	GAMES	SCHEDULE		OF SCHEDULE	RPI	RPI	RPI	RPI
DIV. I ONLY		2- 22	343	1- 9	290		332	345	345	26	26
DIV. I NON-CONF.		1- 10	327	0- 0	299		323	347	347	27	27
TOTALS		RPI 1-25	RPI 26-50	W-L RECORDS		RPI 51-100	RPI 101-999	RPI 201+			
2- 22	0- 0		0- 0	OVERALL		0- 3	2- 19	2- 12			
2- 9	0- 0		0- 0	HOME		0- 1	2- 8	2- 6			
0- 12	0- 0		0- 0	AWAY		0- 2	0- 10	0- 6			
0- 1	0- 0		0- 0	NEUTRAL		0- 0	0- 1	0- 0			
1- 10	0- 0		0- 0	NON-CONFERENCE		0- 1	1- 9	1- 4			
1- 4	0- 0		0- 0	HOME		0- 0	1- 4	1- 3			
0- 5	0- 0		0- 0	AWAY		0- 1	0- 4	0- 1			
0- 1	0- 0		0- 0	NEUTRAL		0- 0	0- 1	0- 0			
1- 12	0- 0		0- 0	CONFERENCE		0- 2	1- 10	1- 8			
1- 5	0- 0		0- 0	HOME		0- 1	1- 4	1- 3			
0- 7	0- 0		0- 0	AWAY		0- 1	0- 6	0- 5			
0- 0	0- 0		0- 0	NEUTRAL		0- 0	0- 0	0- 0			

RPI 1-25				RPI 26-50				RPI 51-100				RPI 101+				Team's RPI: 345	
RPI	S	Opponent	Score	RPI	S	Opponent	Score	RPI	S	Opponent	Score	RPI	S	Opponent	Score		
								69	A	Belmont	37	59	126	N	Delaware	37	66
								69	H	Belmont	58	86	127	A	Cleveland St.	69	77
								95	A	Wright St.	46	81	130	H	Northern Ill.	64	93
													142	A	SIUE	52	62
													175	H	Jacksonville St.	50	59
													191	A	Saint Joseph's	62	80
													192	A	Northwestern	40	74
													210	H	UT Martin	44	72
													216	A	Morehead St.	81	89
													219	H	Southeast Mo. St.	54	77
													229	A	Austin Peay	59	69
													246	H	Bradley	52	67
													251	H	North Texas	61	63
													290	H	Valparaiso	67	76
													307	A	Murray St.	61	72
													314	A	Eastern Ky.	51	67
													316	A	Fort Wayne	77	93
													329	H	Tennessee Tech	57	60
													336	A	Tennessee St.	68	86
													336	H	Tennessee St.	66	59
													348	H	Evansville	79	52
LAST 12 Division I GAMES:																	
								142	A	SIUE	52	62	210	H	UT Martin	44	72
								329	H	Tennessee Tech	57	60	69	H	Belmont	58	86
								175	H	Jacksonville St.	50	59	336	H	Tennessee St.	66	59
								336	A	Tennessee St.	68	86	314	A	Eastern Ky.	51	67
								69	A	Belmont	37	59	216	A	Morehead St.	81	89
								219	H	Southeast Mo. St.	54	77	229	A	Austin Peay	59	69

Non-Div I Games:

Eastern Ill.

Loss, Non-Conf, S Site, H Home A Away N Neutral

Average RPI Win:	290	WON-LOST	WINNING	LAST 10	STRENGTH OF	OPP. STRENGTH	TEAM	ADJ.	CONF.	ADJ CONF.
Average RPI Loss:	184	RECORD	PCT. RANK	GAMES	SCHEDULE	OF SCHEDULE	RPI	RPI	RPI	RPI
DIV. I ONLY	6- 14	280	3- 7	324	212	314	314	26	26	
DIV. I NON-CONF.	2- 6	280	0- 0	309	65	296	296	27	27	

TOTALS	RPI 1-25	RPI 26-50	W-L RECORDS	RPI 51-100	RPI 101-999	RPI 201+				
6- 14	0- 0	0- 0	OVERALL	0- 2	6- 12	5- 6				
4- 5	0- 0	0- 0	HOME	0- 2	4- 3	3- 1				
2- 9	0- 0	0- 0	AWAY	0- 0	2- 9	2- 5				
0- 0	0- 0	0- 0	NEUTRAL	0- 0	0- 0	0- 0				
2- 6	0- 0	0- 0	NON-CONFERENCE	0- 1	2- 5	2- 1				
1- 2	0- 0	0- 0	HOME	0- 1	1- 1	1- 0				
1- 4	0- 0	0- 0	AWAY	0- 0	1- 4	1- 1				
0- 0	0- 0	0- 0	NEUTRAL	0- 0	0- 0	0- 0				
4- 8	0- 0	0- 0	CONFERENCE	0- 1	4- 7	3- 5				
3- 3	0- 0	0- 0	HOME	0- 1	3- 2	2- 1				
1- 5	0- 0	0- 0	AWAY	0- 0	1- 5	1- 4				
0- 0	0- 0	0- 0	NEUTRAL	0- 0	0- 0	0- 0				

E
a
s
t
e
r
n
K
y
.E
a
s
t
e
r
n
K
y
.

RPI 1-25				RPI 26-50				RPI 51-100				RPI 101+ Team's RPI: 314			
RPI	S	Opponent	Score	RPI	S	Opponent	Score	RPI	S	Opponent	Score	RPI	S	Opponent	Score
								69	H	Belmont	55 77	111	A	George Mason	41 64
								80	H	Ohio	57 69	136	H	Kent St.	57 65
												137	A	Cincinnati	53 64
												142	H	SIUE	60 62
												175	A	Jacksonville St.	51 65
												175	H	Jacksonville St.	48 44
												198	A	Bowling Green	60 77
												210	A	UT Martin	49 77
												219	A	Southeast Mo. St.	55 69
												222	A	Akron	45 62
												229	A	Austin Peay	45 59
												233	H	UNCG	70 59
												307	A	Murray St.	68 75
												326	A	Western Caro.	62 59
												329	A	Tennessee Tech	76 68
												329	H	Tennessee Tech	55 53
												336	H	Tennessee St.	58 59
												345	H	Eastern Ill.	67 51
LAST 12 Division I GAMES:															
336	H	Tennessee St.	58 59	219	A	Southeast Mo. St.	55 69								
69	H	Belmont	55 77	210	A	UT Martin	49 77								
307	A	Murray St.	68 75	345	H	Eastern Ill.	67 51								
229	A	Austin Peay	45 59	142	H	SIUE	60 62								
175	H	Jacksonville St.	48 44	329	A	Tennessee Tech	76 68								
329	H	Tennessee Tech	55 53	175	A	Jacksonville St.	51 65								

Non-Div I Games: Ohio Christian 69 45

Eastern Ky.

■ Loss,
 ■ Non-Conf,
 ■ S Site,
 ■ H Home
 ■ A Away
 N Neutral

Average RPI Win:	198	WON-LOST	WINNING	LAST 10	STRENGTH OF	OPP. STRENGTH	TEAM	ADJ.	CONF.	ADJ CONF.
Average RPI Loss:	139	RECORD	PCT. RANK	GAMES	SCHEDULE	OF SCHEDULE	RPI	RPI	RPI	RPI
DIV. I ONLY	8- 13	237	5- 5	162	173	200	200	7	7	
DIV. I NON-CONF.	3- 7	254	1- 0	334	336	320	320	8	8	
<hr/>										
TOTALS	RPI 1-25	RPI 26-50	W-L RECORDS	RPI 51-100	RPI 101-999	RPI 201+				
8- 13	0- 1	0- 2	OVERALL	2- 2	6- 8	3- 3				
4- 3	0- 0	0- 1	HOME	1- 1	3- 1	2- 0				
4- 9	0- 1	0- 1	AWAY	1- 1	3- 6	1- 3				
0- 1	0- 0	0- 0	NEUTRAL	0- 0	0- 1	0- 0				
3- 7	0- 0	0- 0	NON-CONFERENCE	0- 1	3- 6	3- 3				
2- 0	0- 0	0- 0	HOME	0- 0	2- 0	2- 0				
1- 6	0- 0	0- 0	AWAY	0- 1	1- 5	1- 3				
0- 1	0- 0	0- 0	NEUTRAL	0- 0	0- 1	0- 0				
5- 6	0- 1	0- 2	CONFERENCE	2- 1	3- 2	0- 0				
2- 3	0- 0	0- 1	HOME	1- 1	1- 1	0- 0				
3- 3	0- 1	0- 1	AWAY	1- 0	2- 1	0- 0				
0- 0	0- 0	0- 0	NEUTRAL	0- 0	0- 0	0- 0				

RPI	S	Opponent	Score	RPI	S	Opponent	Score	RPI	S	Opponent	Score	RPI	S	Opponent	Score	Team's RPI: 200
23	A	Buffalo	92 97	27	H	Central Mich.	72 95	56	A	Minnesota	56 80	106	H	Western Mich.	69 67	
				42	A	Ball St.	85 91	65	H	Toledo	70 57	127	A	Cleveland St.	65 77	
								87	A	Miami (OH)	74 59	130	A	Northern Ill.	83 76	
								87	H	Miami (OH)	69 73	136	A	Kent St.	69 76	
												136	H	Kent St.	60 67	
												159	A	Loyola Marymount	64 73	
												195	N	Denver	54 60	
												198	A	Bowling Green	54 52	
												238	A	St. Bonaventure	51 70	
												267	A	Illinois St.	56 65	
												310	A	Detroit Mercy	78 76	
												317	A	Ill. -Chicago	70 73	
												342	H	Florida A&M	83 61	
												349	H	Longwood	73 44	
<hr/>																
LAST 12 Division I GAMES:																
				42	A	Ball St.	85 91	87	A	Miami (OH)	74 59					
				27	H	Central Mich.	72 95	136	A	Kent St.	69 76					
				23	A	Buffalo	92 97	65	H	Toledo	70 57					
				87	H	Miami (OH)	69 73	198	A	Bowling Green	54 52					
				130	A	Northern Ill.	83 76	136	H	Kent St.	60 67					
				106	H	Western Mich.	69 67	349	H	Longwood	73 44					

Non-Div I Games: Rochester College 62 29

Eastern Mich.

Average RPI	Win:	240	WON-LOST	WINNING	LAST 10	STRENGTH OF	OPP. STRENGTH	TEAM	ADJ.	CONF.	ADJ CONF.
Average RPI	Loss:	87	RECORD	PCT. RANK	GAMES	SCHEDULE	OF SCHEDULE	RPI	RPI	RPI	RPI
DIV. I ONLY	11- 11	173	7- 3	222	92	194	194	19	19		
DIV. I NON-CONF.	4- 7	226	1- 0	81	115	166	166	15	15		

TOTALS	RPI 1-25	RPI 26-50	W-L RECORDS	RPI 51-100	RPI 101-999	RPI 201+					
11- 11	0- 1	0- 4	OVERALL	0- 1	11- 5	7- 0					
8- 3	0- 0	0- 1	HOME	0- 0	8- 2	4- 0					
2- 7	0- 1	0- 3	AWAY	0- 0	2- 3	2- 0					
1- 1	0- 0	0- 0	NEUTRAL	0- 1	1- 0	1- 0					
4- 7	0- 1	0- 2	NON-CONFERENCE	0- 1	4- 3	3- 0					
2- 2	0- 0	0- 0	HOME	0- 0	2- 2	1- 0					
1- 4	0- 1	0- 2	AWAY	0- 0	1- 1	1- 0					
1- 1	0- 0	0- 0	NEUTRAL	0- 1	1- 0	1- 0					
7- 4	0- 0	0- 2	CONFERENCE	0- 0	7- 2	4- 0					
6- 1	0- 0	0- 1	HOME	0- 0	6- 0	3- 0					
1- 3	0- 0	0- 1	AWAY	0- 0	1- 2	1- 0					
0- 0	0- 0	0- 0	NEUTRAL	0- 0	0- 0	0- 0					

RPI	S	Opponent	Score	RPI	S	Opponent	Score	RPI	S	Opponent	Score	RPI	S	Opponent	Score	Team's RPI: 194
7	A	Oregon	40 81	31	A	Northern Colo.	62 68	78	N	Saint Mary's (CA)	56 76	116	H	BYU	69 73	
				31	H	Northern Colo.	65 70					139	A	Fresno St.	56 81	
				34	A	Purdue	40 65					152	H	Cal Poly	75 72	
				41	A	Gonzaga	45 69					153	A	Portland St.	60 75	
												153	H	Portland St.	64 57	
												156	A	North Dakota	79 81	
												156	H	North Dakota	74 70	
												162	H	Idaho	71 64	
												174	H	Boise St.	57 61	
												210	N	UT Martin	61 58	
												284	A	Sacramento St.	83 72	
												284	H	Sacramento St.	83 76	
												302	H	Southern Utah	58 41	
												306	A	Air Force	65 63	
												309	H	Utah Valley	61 41	
												325	H	Northern Ari z.	82 62	

LAST 12 Division I GAMES:																
153	H	Portland St.	64 57	162	H	Idaho	71 64	284	A	Sacramento St.	83 72	153	A	Portland St.	60 75	
284	H	Sacramento St.	83 76	284	A	Sacramento St.	83 72	156	H	North Dakota	74 70	31	H	Northern Colo.	65 70	
31	A	Northern Colo.	62 68	153	A	Portland St.	60 75	210	N	UT Martin	61 58					
156	A	North Dakota	79 81	156	H	North Dakota	74 70									
302	H	Southern Utah	58 41	31	H	Northern Colo.	65 70									
325	H	Northern Ari z.	82 62													

Non-Div I Games: Multnomah 88 42

Eastern Wash.

Loss,
Non-Conf,
S Site,
H Home
A Away
N Neutral

Average RPI Win:	198	WON-LOST	WINNING	LAST 10	STRENGTH OF	OPP. STRENGTH	TEAM	ADJ.	CONF.	ADJ CONF.
Average RPI Loss:	78	RECORD	PCT. RANK	GAMES	SCHEDULE	OF SCHEDULE	RPI	RPI	RPI	RPI
DIV. I ONLY	14- 7	77	6- 4	116	137	68	68	10	10	
DIV. I NON-CONF.	7- 3	74	1- 0	146	87	60	60	12	12	

TOTALS	RPI 1-25	RPI 26-50	W-L RECORDS	RPI 51-100	RPI 101-999	RPI 201+				
14- 7	0- 2	1- 0	OVERALL	2- 2	11- 3	7- 0				
8- 0	0- 0	0- 0	HOME	1- 0	7- 0	4- 0				
5- 6	0- 0	1- 0	AWAY	0- 0	4- 0	3- 0				
1- 1	0- 1	0- 0	NEUTRAL	1- 0	0- 0	0- 0				
7- 3	0- 2	1- 0	NON-CONFERENCE	1- 0	5- 1	3- 0				
3- 0	0- 0	0- 0	HOME	0- 0	3- 0	2- 0				
3- 2	0- 1	1- 0	AWAY	0- 0	2- 1	1- 0				
1- 1	0- 1	0- 0	NEUTRAL	1- 0	0- 0	0- 0				
7- 4	0- 0	0- 0	CONFERENCE	1- 2	6- 2	4- 0				
5- 0	0- 0	0- 0	HOME	1- 0	4- 0	2- 0				
2- 4	0- 0	0- 0	AWAY	0- 2	2- 2	2- 0				
0- 0	0- 0	0- 0	NEUTRAL	0- 0	0- 0	0- 0				

RPI 1-25				RPI 26-50				RPI 51-100 Team's RPI: 68				RPI 101+			
RPI	S	Opponent	Score	RPI	S	Opponent	Score	RPI	S	Opponent	Score	RPI	S	Opponent	Score
19	A	NC State	57 70	47	A	UCF	71 57	54	A	Drexel	56 58	104	A	Wake Forest	51 53
22	N	Iowa	61 74					81	A	James Madison	67 70	126	A	Delaware	66 80
								81	H	James Madison	50 43	126	H	Delaware	64 51
								99	N	Alabama	60 55	134	H	Northeastern	78 71
												140	A	William & Mary	75 81
												155	A	Davidsen	75 58
												181	H	Hampton	82 59
												226	A	N. C. A&T	90 59
												260	A	Col. of Charleston	77 55
												263	A	Towson	71 45
												263	H	Towson	84 61
												266	H	UNCW	75 67
												334	H	N. C. Central	78 50
												339	H	Winthrop	98 37
LAST 12 Division I GAMES:															
81	H	James Madison	50 43	140	A	William & Mary	75 81	81	A	James Madison	67 70	126	A	Delaware	66 80
260	A	Col. of Charleston	77 55	81	A	James Madison	67 70	134	H	Northeastern	78 71	266	H	UNCW	75 67
263	A	Towson	71 45	126	A	Delaware	66 80	334	H	N. C. Central	78 50				
54	A	Drexel	56 58												
126	H	Delaware	64 51												
263	H	Towson	84 61												

Non-Div I Games: Coker 106 54

E l o n

Average RPI Win:	307	WON-LOST	WINNING	LAST 10	STRENGTH OF	OPP. STRENGTH	TEAM	ADJ.	CONF.	ADJ CONF.
Average RPI Loss:	217	RECORD	PCT. RANK	GAMES	SCHEDULE	OF SCHEDULE	RPI	RPI	RPI	RPI

DIV. I ONLY	1- 18	344	0- 10	314	305	348	348	24	24
DIV. I NON-CONF.	1- 8	313	0- 2	306	342	346	346	22	22

TOTALS	RPI 1-25	RPI 26-50	W-L RECORDS	RPI 51-100	RPI 101-999	RPI 201+			
1- 18	0- 0	0- 1	OVERALL	0- 1	1- 16	1- 12			
1- 6	0- 0	0- 0	HOME	0- 0	1- 6	1- 4			
0- 12	0- 0	0- 0	AWAY	0- 0	0- 3	0- 2			
0- 0	0- 0	0- 0	NEUTRAL	0- 0	0- 0	0- 0			
1- 8	0- 0	0- 1	NON-CONFERENCE	0- 0	1- 7	1- 6			
1- 1	0- 0	0- 0	HOME	0- 0	1- 1	1- 1			
0- 7	0- 0	0- 1	AWAY	0- 0	0- 6	0- 5			
0- 0	0- 0	0- 0	NEUTRAL	0- 0	0- 0	0- 0			
0- 10	0- 0	0- 0	CONFERENCE	0- 1	0- 9	0- 6			
0- 5	0- 0	0- 0	HOME	0- 0	0- 5	0- 3			
0- 5	0- 0	0- 0	AWAY	0- 1	0- 4	0- 3			
0- 0	0- 0	0- 0	NEUTRAL	0- 0	0- 0	0- 0			

RPI 1-25	RPI 26-50	RPI 51-100	RPI 101+	Team's RPI: 348
RPI S Opponent Score	RPI S Opponent Score	RPI S Opponent Score	RPI S Opponent Score	
	46 A Western Ky. 54 92	86 A Drake 66 107	108 A Kentucky 62 100	
			118 H Missouri St. 65 95	
			144 H Southern Ill. 62 74	
			154 A UNI 41 65	
			216 H Morehead St. 75 82	
			219 A Southeast Mo. St. 65 74	
			229 A Austin Peay 73 82	
			246 H Bradley 59 117	
			257 A Indiana St. 48 56	
			257 H Indiana St. 57 66	
			267 H Illinois St. 43 67	
			290 A Valparaiso 59 101	
			297 A Loyola Chicago 63 82	
			304 A Alabama A&M 56 70	
			307 H Murray St. 89 81	
			317 A Ill.-Chicago 77 96	
			345 A Eastern Ill. 52 79	
LAST 12 Division I GAMES:				
257 H Indiana St. 57 66	154 A UNI 41 65			
297 A Loyola Chicago 63 82	257 A Indiana St. 48 56			
290 A Valparaiso 59 101	118 H Missouri St. 65 95			
246 H Bradley 59 117	144 H Southern Ill. 62 74			
267 H Illinois St. 43 67	219 A Southeast Mo. St. 65 74			
86 A Drake 66 107	317 A Ill.-Chicago 77 96			

Non-Div I Games: Oakland City 96 59 Westminster (MO) 79 53

Average RPI Win: **181**
 Average RPI Loss: **99**

WON-LOST
RECORD

WINNING
PCT. RANK

LAST 10
GAMES

STRENGTH OF
SCHEDULE

OPP. STRENGTH
OF SCHEDULE

TEAM
RPI

ADJ.
RPI

CONF.
RPI

ADJ CONF.
RPI

DIV. I ONLY	19- 4	16	8- 1	121	145	38	38	22	22
DIV. I NON-CONF.	11- 3	46	2- 0	40	62	18	18	21	21
<hr/>									
TOTALS	RPI 1-25	RPI 26-50	W-L RECORDS	RPI 51-100	RPI 101-999	RPI 201+			
19- 4	1- 1	1- 0	OVERALL	3- 2	14- 1	9- 1			
10- 0	0- 0	1- 0	HOME	2- 0	7- 0	4- 0			
7- 2	0- 0	0- 0	AWAY	1- 0	6- 0	5- 0			
2- 2	1- 1	0- 0	NEUTRAL	0- 1	1- 0	0- 0			
11- 3	1- 1	1- 0	NON-CONFERENCE	1- 2	8- 0	4- 0			
5- 0	0- 0	1- 0	HOME	1- 0	3- 0	1- 0			
4- 1	0- 0	0- 0	AWAY	0- 1	4- 0	3- 0			
2- 2	1- 1	0- 0	NEUTRAL	0- 1	1- 0	0- 0			
8- 1	0- 0	0- 0	CONFERENCE	2- 0	6- 1	5- 1			
5- 0	0- 0	0- 0	HOME	1- 0	4- 0	3- 0			
3- 1	0- 0	0- 0	AWAY	1- 0	2- 1	2- 1			
0- 0	0- 0	0- 0	NEUTRAL	0- 0	0- 0	0- 0			

RPI 1-25				RPI 26-50				Team's RPI: 38				RPI 51-100				RPI 101+			
RPI	S	Opponent	Score	RPI	S	Opponent	Score	RPI	S	Opponent	Score	RPI	S	Opponent	Score	RPI	S	Opponent	Score
5	N	Ohio St.	62 104	40	H	South Dakota St.	87 78	69	N	Belmont	65 75	108	H	Kentucky	70 64				
25	N	DePaul	89 84					71	H	Harvard	65 56	136	N	Kent St.	80 62				
								91	A	Chattanooga	61 68	142	H	SIUE	66 49				
								98	A	Jacksonville	65 63	167	H	Stetson	80 40				
								98	H	Jacksonville	63 58	199	A	Siena	63 50				
												202	H	Illinois	85 61				
												214	A	Abilene Christian	94 55				
												222	A	Akron	82 63				
												232	A	North Florida	73 75				
												232	H	North Florida	67 52				
												268	A	Lipscomb	68 54				
												289	A	Kennesaw St.	78 57				
												294	A	FIU	88 52				
												295	H	USC Upstate	93 60				
												346	H	NJIT	90 66				
LAST 12 Division I GAMES:																			
232	H	North Florida	67 52	295	H	USC Upstate	93 60	346	H	NJIT	90 66	167	H	Stetson	80 40	40	H	South Dakota St.	87 78
98	A	Jacksonville	65 63																
232	A	North Florida	73 75																
98	H	Jacksonville	63 58																
268	A	Lipscomb	68 54																
289	A	Kennesaw St.	78 57																

Non-Div I Games: Southeastern (FL) 76 66 Ave Maria 99 35 Fla. Memorial 82 43

FGCU

Loss, **Non-Conf**, **S Site**, **H Home** **A Away** **N Neutral**

Average RPI Win:	251	WON-LOST	WINNING	LAST 10	STRENGTH OF	OPP. STRENGTH	TEAM	ADJ.	CONF.	ADJ CONF.
Average RPI Loss:	166	RECORD	PCT. RANK	GAMES	SCHEDULE	OF SCHEDULE	RPI	RPI	RPI	RPI
DIV. I ONLY	6- 16	285	4- 6	176	252	294	294	18	18	
DIV. I NON-CONF.	3- 10	285	1- 2	239	263	317	317	19	19	

TOTALS	RPI 1-25	RPI 26-50	W-L RECORDS	RPI 51-100	RPI 101-999	RPI 201+				
6- 16	0- 0	0- 3	OVERALL	0- 2	6- 11	4- 6				
6- 8	0- 0	0- 2	HOME	0- 1	6- 5	4- 2				
0- 8	0- 0	0- 1	AWAY	0- 1	0- 6	0- 4				
0- 0	0- 0	0- 0	NEUTRAL	0- 0	0- 0	0- 0				
3- 10	0- 0	0- 2	NON-CONFERENCE	0- 1	3- 7	3- 4				
3- 6	0- 0	0- 2	HOME	0- 0	3- 4	3- 2				
0- 4	0- 0	0- 0	AWAY	0- 1	0- 3	0- 2				
0- 0	0- 0	0- 0	NEUTRAL	0- 0	0- 0	0- 0				
3- 6	0- 0	0- 1	CONFERENCE	0- 1	3- 4	1- 2				
3- 2	0- 0	0- 0	HOME	0- 1	3- 1	1- 0				
0- 4	0- 0	0- 1	AWAY	0- 0	0- 3	0- 2				
0- 0	0- 0	0- 0	NEUTRAL	0- 0	0- 0	0- 0				

RPI	S	Opponent	Score	RPI	S	Opponent	Score	RPI	S	Opponent	Score	RPI	S	Opponent	Score	Team's RPI: 294
28	H	South Fla.	52 82	51	A	Miami (FL)	69 77	110	H	Rice	68 58	122	H	UTEP	76 77	
38	H	FGCU	52 88	72	H	UAB	61 71	124	A	Georgetown	56 77	128	H	Bethune-Cookman	59 77	
46	A	Western Ky.	47 101					138	H	Clemson	65 67	173	H	Louisiana Tech	57 54	
								180	A	Charlotte	57 80	241	A	Howard	62 69	
								265	H	North Dakota St.	68 71	274	A	Morgan St.	51 62	
								288	H	Vermont	80 70	301	H	Charleston So.	77 70	
								304	H	Alabama A&M	51 58	306	H	Air Force	70 69	
								312	A	Old Dominion	60 68	330	A	Marshall	75 78	
								330	H	Marshall	67 54					
LAST 12 Division I GAMES:																
180	A	Charlotte	57 80	46	A	Western Ky.	47 101									
312	A	Old Dominion	60 68	330	H	Marshall	67 54									
330	A	Marshall	75 78	122	H	UTEP	76 77									
72	H	UAB	61 71	288	H	Vermont	80 70									
173	H	Louisiana Tech	57 54	138	H	Clemson	65 67									
110	H	Rice	68 58	265	H	North Dakota St.	68 71									

Non-Div I Games:

FIU

Average RPI Win:	279	WON-LOST	WINNING	LAST 10	STRENGTH OF	OPP. STRENGTH	TEAM	ADJ.	CONF.	ADJ CONF.
Average RPI Loss:	157	RECORD	PCT. RANK	GAMES	SCHEDULE	OF SCHEDULE	RPI	RPI	RPI	RPI
DIV. I ONLY	9- 13	222	5- 5	273	267	256	256	28	28	
DIV. I NON-CONF.	3- 8	268	0- 1	281	225	289	289	26	26	

TOTALS	RPI 1-25	RPI 26-50	W-L RECORDS	RPI 51-100	RPI 101-999	RPI 201+				
9- 13	0- 0	0- 1	OVERALL	0- 3	9- 9	8- 3				
6- 4	0- 0	0- 1	HOME	0- 1	6- 2	6- 2				
3- 8	0- 0	0- 0	AWAY	0- 2	3- 6	2- 1				
0- 1	0- 0	0- 0	NEUTRAL	0- 0	0- 1	0- 0				
3- 8	0- 0	0- 1	NON-CONFERENCE	0- 1	3- 6	2- 2				
2- 2	0- 0	0- 1	HOME	0- 0	2- 1	2- 1				
1- 5	0- 0	0- 0	AWAY	0- 1	1- 4	0- 1				
0- 1	0- 0	0- 0	NEUTRAL	0- 0	0- 1	0- 0				
6- 5	0- 0	0- 0	CONFERENCE	0- 2	6- 3	6- 1				
4- 2	0- 0	0- 0	HOME	0- 1	4- 1	4- 1				
2- 3	0- 0	0- 0	AWAY	0- 1	2- 2	2- 0				
0- 0	0- 0	0- 0	NEUTRAL	0- 0	0- 0	0- 0				

RPI 1-25				RPI 26-50				RPI 51-100				RPI 101+				Team's RPI: 256	
RPI	S	Opponent	Score	RPI	S	Opponent	Score	RPI	S	Opponent	Score	RPI	S	Opponent	Score		
				26	H	Villanova	44 73										
								61	A	Quinnipiac	45 77	134	A	Northeastern	43 63		
								61	H	Quinnipiac	39 58	140	A	William & Mary	47 57		
								93	A	Seton Hall	61 80	160	A	Lehigh	53 56		
												170	A	Marist	63 71		
												183	N	New Hampshire	61 71		
												196	A	Boston College	66 58		
												199	A	Siena	40 51		
												211	H	Richmond	67 72		
												230	H	Niagara	59 53		
												252	H	Manhattan	55 52		
												269	A	Rider	68 57		
												269	H	Rider	45 61		
												283	H	Mt. St. Mary's	76 65		
												296	A	Canisius	56 52		
												298	H	Monmouth	61 55		
												331	A	Rhode Island	47 62		
												344	H	Saint Peter's	62 41		
												347	H	UMass Lowell	78 67		
LAST 12 Division I GAMES:																	
				252	H	Manhattan	55 52					170	A	Marist	63 71		
				61	H	Quinnipiac	39 58					269	H	Rider	45 61		
				269	A	Rider	68 57					298	H	Monmouth	61 55		
				199	A	Siena	40 51					230	H	Niagara	59 53		
				61	A	Quinnipiac	45 77					296	A	Canisius	56 52		
				344	H	Saint Peter's	62 41					93	A	Seton Hall	61 80		

Non-Div I Games:

Fairfield

Average RPI Win: 298	WON-LOST RECORD	WINNING PCT. RANK	LAST 10 GAMES	STRENGTH OF SCHEDULE	OPP. STRENGTH OF SCHEDULE	TEAM RPI	ADJ. RPI	CONF. RPI	ADJ CONF. RPI
Average RPI Loss: 200									
DIV. I ONLY	13- 8	111	6- 4	348	318	264	264	29	29
DIV. I NON-CONF.	7- 3	74	1- 0	347	327	258	258	29	29

TOTALS	RPI 1-25	RPI 26-50	W-L RECORDS	RPI 51-100	RPI 101-999	RPI 201+			
13- 8	0- 1	0- 0	OVERALL	0- 0	13- 7	12- 5			
7- 4	0- 0	0- 0	HOME	0- 0	7- 4	6- 2			
6- 4	0- 1	0- 0	AWAY	0- 0	6- 3	6- 3			
0- 0	0- 0	0- 0	NEUTRAL	0- 0	0- 0	0- 0			
7- 3	0- 1	0- 0	NON-CONFERENCE	0- 0	7- 2	6- 2			
5- 1	0- 0	0- 0	HOME	0- 0	5- 1	4- 1			
2- 2	0- 1	0- 0	AWAY	0- 0	2- 1	2- 1			
0- 0	0- 0	0- 0	NEUTRAL	0- 0	0- 0	0- 0			
6- 5	0- 0	0- 0	CONFERENCE	0- 0	6- 5	6- 3			
2- 3	0- 0	0- 0	HOME	0- 0	2- 3	2- 1			
4- 2	0- 0	0- 0	AWAY	0- 0	4- 2	4- 2			
0- 0	0- 0	0- 0	NEUTRAL	0- 0	0- 0	0- 0			

RPI	S	Opponent	Score	RPI	S	Opponent	Score	RPI	S	Opponent	Score	RPI	S	Opponent	Score	Team's RPI: 264
14	A	Rutgers	35 101									129	H	Saint Francis (PA)	56 80	
												151	H	Robert Morris	68 77	
												178	H	Army West Point	58 56	
												208	H	Stony Brook	51 56	
												241	A	Howard	65 68	
												275	A	St. Francis Brooklyn	70 62	
												276	H	Colgate	61 51	
												278	A	LIU Brooklyn	61 49	
												281	A	Bryant	77 69	
												281	H	Bryant	48 65	
												283	A	Mt. St. Mary's	52 55	
												285	H	Sacred Heart	69 59	
												291	A	Central Conn. St.	56 76	
												291	H	Central Conn. St.	78 49	
												298	H	Monmouth	78 61	
												324	A	Wagner	74 64	
												344	H	Saint Peter's	69 59	
												346	A	NJIT	74 70	
												347	H	UMass Lowell	60 51	
												349	A	Longwood	72 52	
LAST 12 Division I GAMES:																
291	A	Central Conn. St.	56 76	281	H	Bryant	48 65									
281	A	Bryant	77 69	283	A	Mt. St. Mary's	52 55									
278	A	LIU Brooklyn	61 49	324	A	Wagner	74 64									
275	A	St. Francis Brooklyn	70 62	129	H	Saint Francis (PA)	56 80									
285	H	Sacred Heart	69 59	151	H	Robert Morris	68 77									
291	H	Central Conn. St.	78 49	344	H	Saint Peter's	69 59									

Non-Div I Games: Rutgers-Newark 76 40

Fairleigh Dickinson

Average RPI Win:	259	WON-LOST	WINNING	LAST 10	STRENGTH OF	OPP. STRENGTH	TEAM	ADJ.	CONF.	ADJ CONF.
Average RPI Loss:	120	RECORD	PCT. RANK	GAMES	SCHEDULE	OF SCHEDULE	RPI	RPI	RPI	RPI
DIV. I ONLY	10- 9	154	6- 4	173	247	182	182	18	18	
DIV. I NON-CONF.	6- 5	153	3- 1	295	267	236	236	19	19	

TOTALS	RPI 1-25	RPI 26-50	W-L RECORDS	RPI 51-100	RPI 101-999	RPI 201+				
10- 9	0- 0	0- 1	OVERALL	0- 3	10- 5	8- 1				
7- 3	0- 0	0- 0	HOME	0- 1	7- 2	5- 1				
3- 5	0- 0	0- 1	AWAY	0- 2	3- 2	3- 0				
0- 1	0- 0	0- 0	NEUTRAL	0- 0	0- 1	0- 0				
6- 5	0- 0	0- 0	NON-CONFERENCE	0- 2	6- 3	6- 1				
4- 2	0- 0	0- 0	HOME	0- 1	4- 1	4- 1				
2- 2	0- 0	0- 0	AWAY	0- 1	2- 1	2- 0				
0- 1	0- 0	0- 0	NEUTRAL	0- 0	0- 1	0- 0				
4- 4	0- 0	0- 1	CONFERENCE	0- 1	4- 2	2- 0				
3- 1	0- 0	0- 0	HOME	0- 0	3- 1	1- 0				
1- 3	0- 0	0- 1	AWAY	0- 1	1- 1	1- 0				
0- 0	0- 0	0- 0	NEUTRAL	0- 0	0- 0	0- 0				

RPI 1-25				RPI 26-50				RPI 51-100				RPI 101+ Team's RPI: 182			
RPI	S	Opponent	Score	RPI	S	Opponent	Score	RPI	S	Opponent	Score	RPI	S	Opponent	Score
				46	A	Western Ky.	63 82					110	H	Ri ce	53 67
								57	A	Nebraska	69 86	122	A	UTEP	70 75
								60	H	Mercer	55 66	122	H	UTEP	72 66
								72	A	UAB	57 90	135	A	Col orado	69 76
												173	H	Loui si ana Tech	86 72
												198	N	Bowl ing Green	55 66
												232	H	North Flori da	83 75
												257	A	Indi ana St.	66 58
												259	H	UMKC	65 55
												275	H	St. Franci s Brookl yn	80 60
												280	H	Grand Canyon	73 77
												303	A	UTSA	99 65
												315	A	Georgi a St.	82 50
												328	H	Del aware St.	90 67
												330	H	Marshal l	79 59
LAST 12 Division I GAMES:															
				46	A	Western Ky.	63 82	122	H	UTEP	72 66				
				72	A	UAB	57 90	330	H	Marshal l	79 59				
				303	A	UTSA	99 65	259	H	UMKC	65 55				
				173	H	Loui si ana Tech	86 72	328	H	Del aware St.	90 67				
				122	A	UTEP	70 75	57	A	Nebraska	69 86				
				110	H	Ri ce	53 67	315	A	Georgi a St.	82 50				

Non-Div I Games:

Fla. Atlantic

Average RPI Win:	205	WON-LOST	WINNING	LAST 10	STRENGTH OF	OPP. STRENGTH	TEAM	ADJ.	CONF.	ADJ CONF.
Average RPI Loss:	75	RECORD	PCT. RANK	GAMES	SCHEDULE	OF SCHEDULE	RPI	RPI	RPI	RPI
DIV. I ONLY	10- 13	213	2- 8	89	58	172	172	2	2	
DIV. I NON-CONF.	8- 5	111	2- 0	241	127	199	199	2	2	

TOTALS	RPI 1-25	RPI 26-50	W-L RECORDS	RPI 51-100	RPI 101-999	RPI 201+				
10- 13	0- 6	1- 0	OVERALL	2- 2	7- 5	5- 1				
6- 8	0- 4	0- 0	HOME	1- 2	5- 2	3- 1				
2- 4	0- 2	1- 0	AWAY	1- 0	0- 2	0- 0				
2- 1	0- 0	0- 0	NEUTRAL	0- 0	2- 1	2- 0				
8- 5	0- 2	1- 0	NON-CONFERENCE	1- 1	6- 2	5- 1				
5- 4	0- 2	0- 0	HOME	1- 1	4- 1	3- 1				
1- 0	0- 0	1- 0	AWAY	0- 0	0- 0	0- 0				
2- 1	0- 0	0- 0	NEUTRAL	0- 0	2- 1	2- 0				
2- 8	0- 4	0- 0	CONFERENCE	1- 1	1- 3	0- 0				
1- 4	0- 2	0- 0	HOME	0- 1	1- 1	0- 0				
1- 4	0- 2	0- 0	AWAY	1- 0	0- 2	0- 0				
0- 0	0- 0	0- 0	NEUTRAL	0- 0	0- 0	0- 0				

RPI 1-25				RPI 26-50				RPI 51-100				RPI 101+				Team's RPI: 172	
RPI	S	Opponent	Score	RPI	S	Opponent	Score	RPI	S	Opponent	Score	RPI	S	Opponent	Score		
3	A	Mississippi St.	53 90	30	A	Oklahoma	80 61	88	A	Arkansas	65 51	105	A	Auburn	55 84		
5	H	Ohio St.	77 103					91	H	Chattanooga	60 65	108	H	Kentucky	53 56		
6	H	Florida St.	54 84					98	H	Jacksonville	69 59	120	A	Ole Miss	75 78		
18	A	Missouri	64 66					99	H	Alabama	54 63	120	H	Ole Miss	61 60		
20	H	Georgia	57 66									167	N	Stetson	71 85		
24	H	LSU	59 66									191	H	Saint Joseph's	71 51		
LAST 12 Division I GAMES:																	
18	A	Missouri	64 66	108	H	Kentucky	53 56										
20	H	Georgia	57 66	120	A	Ole Miss	75 78										
3	A	Mississippi St.	53 90	99	H	Alabama	54 63										
120	H	Ole Miss	61 60	105	A	Auburn	55 84										
88	A	Arkansas	65 51	328	H	Delaware St.	85 51										
24	H	LSU	59 66	191	H	Saint Joseph's	71 51										

Non-Div I Games:

Florida

Average RPI Win: 298	WON-LOST RECORD	WINNING PCT. RANK	LAST 10 GAMES	STRENGTH OF SCHEDULE	OPP. STRENGTH OF SCHEDULE	TEAM RPI	ADJ. RPI	CONF. RPI	ADJ CONF. RPI
Average RPI Loss: 222									
DIV. I ONLY	3- 19	326	2- 8	339	277	342	342	31	31
DIV. I NON-CONF.	1- 11	331	0- 2	327	214	342	342	31	31

TOTALS	RPI 1-25	RPI 26-50	W-L RECORDS	RPI 51-100	RPI 101-999	RPI 201+			
3- 19	0- 0	0- 0	OVERALL	0- 3	3- 16	3- 13			
2- 3	0- 0	0- 0	HOME	0- 0	2- 3	2- 3			
1- 15	0- 0	0- 0	AWAY	0- 3	1- 12	1- 9			
0- 1	0- 0	0- 0	NEUTRAL	0- 0	0- 1	0- 1			
1- 11	0- 0	0- 0	NON-CONFERENCE	0- 3	1- 8	1- 7			
0- 2	0- 0	0- 0	HOME	0- 0	0- 2	0- 2			
1- 8	0- 0	0- 0	AWAY	0- 3	1- 5	1- 4			
0- 1	0- 0	0- 0	NEUTRAL	0- 0	0- 1	0- 1			
2- 8	0- 0	0- 0	CONFERENCE	0- 0	2- 8	2- 6			
2- 1	0- 0	0- 0	HOME	0- 0	2- 1	2- 1			
0- 7	0- 0	0- 0	AWAY	0- 0	0- 7	0- 5			
0- 0	0- 0	0- 0	NEUTRAL	0- 0	0- 0	0- 0			

RPI S Opponent	Score	RPI S Opponent	Score	RPI S Opponent	Score	RPI S Opponent	Score	Team's RPI: 342
				87 A Miami (OH)	33 73	128 A Bethune-Cookman	42 44	
				90 A Kansas St.	57 81	181 A Hampton	65 66	
				99 A Alabama	55 91	200 A Eastern Mich.	61 83	
						209 A Xavier	52 70	
						218 A Norfolk St.	49 70	
						223 A Texas Tech	63 82	
						231 A Omaha	73 78	
						232 H North Florida	68 77	
						241 A Howard	65 76	
						241 H Howard	74 59	
						258 N A&M-Corpus Christi	55 58	
						274 A Morgan St.	56 61	
						285 H Sacred Heart	68 73	
						300 A Coppin St.	56 62	
						305 A UMES	70 87	
						323 A UTRGV	38 51	
						326 A Western Caro.	80 63	
						328 H Delaware St.	59 54	
						340 H Savannah St.	47 65	

LAST 12 Division I GAMES:								
305 A UMES	70 87	128 A Bethune-Cookman	42 44					
241 A Howard	65 76	300 A Coppin St.	56 62					
340 H Savannah St.	47 65	274 A Morgan St.	56 61					
218 A Norfolk St.	49 70	241 H Howard	74 59					
181 A Hampton	65 66	99 A Alabama	55 91					
328 H Delaware St.	59 54	209 A Xavier	52 70					

Non-Div I Games: Lynn 74 37

Florida A&M

Average RPI	Win:	122	WON-LOST	WINNING	LAST 10	STRENGTH OF	OPP. STRENGTH	TEAM	ADJ.	CONF.	ADJ CONF.
Average RPI	Loss:	17	RECORD	PCT. RANK	GAMES	SCHEDULE	OF SCHEDULE	RPI	RPI	RPI	RPI
DIV. I ONLY		19- 4		16	7- 3	13	31	6	6	1	1
DIV. I NON-CONF.		12- 1		6	2- 0	43	71	7	7	1	1

TOTALS	RPI 1-25		RPI 26-50		W-L RECORDS	RPI 51-100		RPI 101-999		RPI 201+	
19- 4	2- 3		2- 1		OVERALL	4- 0		11- 0		3- 0	
9- 1	0- 1		1- 0		HOME	3- 0		5- 0		2- 0	
10- 3	2- 2		1- 1		AWAY	1- 0		6- 0		1- 0	
0- 0	0- 0		0- 0		NEUTRAL	0- 0		0- 0		0- 0	
12- 1	1- 1		2- 0		NON-CONFERENCE	2- 0		7- 0		3- 0	
6- 0	0- 0		1- 0		HOME	1- 0		4- 0		2- 0	
6- 1	1- 1		1- 0		AWAY	1- 0		3- 0		1- 0	
0- 0	0- 0		0- 0		NEUTRAL	0- 0		0- 0		0- 0	
7- 3	1- 2		0- 1		CONFERENCE	2- 0		4- 0		0- 0	
3- 1	0- 1		0- 0		HOME	2- 0		1- 0		0- 0	
4- 2	1- 1		0- 1		AWAY	0- 0		3- 0		0- 0	
0- 0	0- 0		0- 0		NEUTRAL	0- 0		0- 0		0- 0	

RPI	S	Opponent	Score
2	H	Notre Dame	69 100
4	A	Louisville	50 49
10	A	Texas	72 87
19	A	NC State	56 65
22	A	Iowa	94 93

RPI	S	Opponent	Score
33	H	Arizona St.	77 66
37	A	Syracuse	69 76
39	A	Creighton	92 82

RPI	S	Opponent	Score
51	H	Miami (FL)	105 67
52	H	Virginia Tech	107 62
81	A	James Madison	79 63
98	H	Jacksonville	82 50

RPI	S	Opponent	Score
101	H	North Carolina	103 65
104	A	Wake Forest	81 79
138	A	Clemson	69 47
147	A	Pittsburgh	66 59
166	H	Samford	87 62
167	H	Stetson	84 39
172	A	Florida	84 54
175	A	Jacksonville St.	75 51
232	H	North Florida	109 51
243	A	Grambling	96 53
285	H	Sacred Heart	101 52

LAST 12 Division I GAMES:

147	A	Pittsburgh	66 59	51	H	Miami (FL)	105 67
19	A	NC State	56 65	37	A	Syracuse	69 76
2	H	Notre Dame	69 100	138	A	Clemson	69 47
4	A	Louisville	50 49	101	H	North Carolina	103 65
104	A	Wake Forest	81 79	98	H	Jacksonville	82 50
52	H	Virginia Tech	107 62	39	A	Creighton	92 82

Non-Div I Games:

Florida St.

Average RPI Win:	185	WON-LOST	WINNING	LAST 10	STRENGTH OF	OPP. STRENGTH	TEAM	ADJ.	CONF.	ADJ CONF.
Average RPI Loss:	84	RECORD	PCT. RANK	GAMES	SCHEDULE	OF SCHEDULE	RPI	RPI	RPI	RPI
DIV. I ONLY	18- 6	47	8- 2	160	97	75	75	12	12	
DIV. I NON-CONF.	9- 4	82	1- 0	119	50	70	70	10	10	

TOTALS	RPI 1-25	RPI 26-50	W-L RECORDS	RPI 51-100	RPI 101-999	RPI 201+				
18- 6	0- 1	1- 1	OVERALL	3- 2	14- 2	8- 0				
12- 2	0- 1	1- 1	HOME	2- 0	9- 0	4- 0				
6- 4	0- 0	0- 0	AWAY	1- 2	5- 2	4- 0				
0- 0	0- 0	0- 0	NEUTRAL	0- 0	0- 0	0- 0				
9- 4	0- 1	1- 0	NON-CONFERENCE	2- 2	6- 1	3- 0				
7- 1	0- 1	1- 0	HOME	1- 0	5- 0	2- 0				
2- 3	0- 0	0- 0	AWAY	1- 2	1- 1	1- 0				
0- 0	0- 0	0- 0	NEUTRAL	0- 0	0- 0	0- 0				
9- 2	0- 0	0- 1	CONFERENCE	1- 0	8- 1	5- 0				
5- 1	0- 0	0- 1	HOME	1- 0	4- 0	2- 0				
4- 1	0- 0	0- 0	AWAY	0- 0	4- 1	3- 0				
0- 0	0- 0	0- 0	NEUTRAL	0- 0	0- 0	0- 0				

RPI	S	Opponent	Score	RPI	S	Opponent	Score	RPI	S	Opponent	Score	RPI	S	Opponent	Score
8	H	UCLA	30 67	31	H	Northern Colo.	48 33	58	A	St. John's (NY)	67 64	103	A	Saint Louis	85 91
				44	H	Dayton	62 63	66	H	UC Davis	70 62	103	H	Saint Louis	66 63
								74	A	Albany (NY)	52 59	111	A	George Mason	67 62
								79	A	Penn St.	60 65	133	H	Bucknell	71 62
								94	H	George Washington	61 50	147	H	Pittsburgh	58 55
												155	H	Davidson	66 58
												157	H	Hartford	69 44
												196	A	Boston College	52 55
												211	A	Richmond	43 38
												238	H	St. Bonaventure	72 48
												252	A	Manhattan	54 48
												287	A	Massachusetts	62 51
												293	A	VCU	64 54
												327	H	UMBC	55 46
												331	H	Rhode Island	76 64
												338	H	Lona	78 48
LAST 12 Division I GAMES:															
331	H	Rhode Island	76 64	293	A	VCU	64 54	155	H	Davidson	66 58	103	H	Saint Louis	66 63
103	A	Saint Louis	85 91	155	H	Davidson	66 58	103	H	Saint Louis	66 63	287	A	Massachusetts	62 51
111	A	George Mason	67 62	103	H	Saint Louis	66 63	94	H	George Washington	61 50	66	H	UC Davis	70 62
238	H	St. Bonaventure	72 48	287	A	Massachusetts	62 51								
211	A	Richmond	43 38	94	H	George Washington	61 50								
44	H	Dayton	62 63	66	H	UC Davis	70 62								

Non-Div I Games:

Fordham

Average RPI Win:	291	WON-LOST	WINNING	LAST 10	STRENGTH OF	OPP. STRENGTH	TEAM	ADJ.	CONF.	ADJ CONF.
Average RPI Loss:	166	RECORD	PCT. RANK	GAMES	SCHEDULE	OF SCHEDULE	RPI	RPI	RPI	RPI
DIV. I ONLY	3- 18	322	1- 9	159	270	316	316	14	14	
DIV. I NON-CONF.	2- 8	290	0- 1	288	309	336	336	17	17	

TOTALS	RPI 1-25	RPI 26-50	W-L RECORDS	RPI 51-100	RPI 101-999	RPI 201+				
3- 18	0- 0	0- 2	OVERALL	0- 3	3- 13	3- 8				
3- 6	0- 0	0- 0	HOME	0- 1	3- 5	3- 2				
0- 12	0- 0	0- 2	AWAY	0- 2	0- 8	0- 6				
0- 0	0- 0	0- 0	NEUTRAL	0- 0	0- 0	0- 0				
2- 8	0- 0	0- 1	NON-CONFERENCE	0- 1	2- 6	2- 5				
2- 2	0- 0	0- 0	HOME	0- 0	2- 2	2- 1				
0- 6	0- 0	0- 1	AWAY	0- 1	0- 4	0- 4				
0- 0	0- 0	0- 0	NEUTRAL	0- 0	0- 0	0- 0				
1- 10	0- 0	0- 1	CONFERENCE	0- 2	1- 7	1- 3				
1- 4	0- 0	0- 0	HOME	0- 1	1- 3	1- 1				
0- 6	0- 0	0- 1	AWAY	0- 1	0- 4	0- 2				
0- 0	0- 0	0- 0	NEUTRAL	0- 0	0- 0	0- 0				

RPI 1-25				RPI 26-50				RPI 51-100				RPI 101+				Team's RPI: 316
RPI	S	Opponent	Score	RPI	S	Opponent	Score	RPI	S	Opponent	Score	RPI	S	Opponent	Score	
35	A	Michigan	45 77	69	A	Belmont	42 74	107	A	Western Ill.	44 91	107	H	Western Ill.	64 100	
40	A	South Dakota St.	49 105	76	A	South Dakota	43 85	114	H	Milwaukee	48 60	195	A	Denver	65 86	
				76	H	South Dakota	60 79	195	H	Denver	55 73	202	A	Illinois	50 64	
								205	A	Oral Roberts	45 66	205	H	Oral Roberts	48 73	
								209	A	Xavier	50 62	231	H	Omaha	76 65	
								265	A	North Dakota St.	56 72	279	A	Coastal Caro.	58 67	
								290	A	Valparaiso	50 68	297	H	Loyola Chicago	79 70	
								317	H	Ill.-Chicago	51 67	345	H	Eastern Ill.	93 77	


















































LAST 12 Division I GAMES:																
76	H	South Dakota	60 79	76	A	South Dakota	43 85									
195	A	Denver	65 86	231	H	Omaha	76 65									
205	A	Oral Roberts	45 66	195	H	Denver	55 73									
40	A	South Dakota St.	49 105	205	H	Oral Roberts	48 73									
265	A	North Dakota St.	56 72	107	H	Western Ill.	64 100									
107	A	Western Ill.	44 91	290	A	Valparaiso	50 68									

Non-Div I Games: Quincy 73 72 Maryville (MO) 70 76 Findlay 55 75

Fort Wayne

Average RPI Win:	200	WON-LOST	WINNING	LAST 10	STRENGTH OF	OPP. STRENGTH	TEAM	ADJ.	CONF.	ADJ CONF.
Average RPI Loss:	170	RECORD	PCT. RANK	GAMES	SCHEDULE	OF SCHEDULE	RPI	RPI	RPI	RPI
DIV. I ONLY	14- 10	121	7- 3	194	166	139	139	16	16	
DIV. I NON-CONF.	5- 6	187	0- 0	112	256	177	177	14	14	

TOTALS	RPI 1-25	RPI 26-50	W-L RECORDS	RPI 51-100	RPI 101-999	RPI 201+				
14- 10	0- 0	0- 1	OVERALL	2- 1	12- 8	6- 2				
10- 2	0- 0	0- 1	HOME	1- 0	9- 1	4- 1				
4- 8	0- 0	0- 0	AWAY	1- 1	3- 7	2- 1				
0- 0	0- 0	0- 0	NEUTRAL	0- 0	0- 0	0- 0				
5- 6	0- 0	0- 1	NON-CONFERENCE	0- 0	5- 5	1- 1				
4- 2	0- 0	0- 1	HOME	0- 0	4- 1	1- 1				
1- 4	0- 0	0- 0	AWAY	0- 0	1- 4	0- 0				
0- 0	0- 0	0- 0	NEUTRAL	0- 0	0- 0	0- 0				
9- 4	0- 0	0- 0	CONFERENCE	2- 1	7- 3	5- 1				
6- 0	0- 0	0- 0	HOME	1- 0	5- 0	3- 0				
3- 4	0- 0	0- 0	AWAY	1- 1	2- 3	2- 1				
0- 0	0- 0	0- 0	NEUTRAL	0- 0	0- 0	0- 0				

RPI 1-25	RPI 26-50	RPI 51-100	RPI 101+	Team's RPI: 139
RPI S Opponent Score	RPI S Opponent Score	RPI S Opponent Score	RPI S Opponent Score	Score
	33  Arizona St. 49  81	77  Wyoming 60 47	118  Colorado St. 56 45	
		82  New Mexico 75  88	141  Weber St. 81 78	
		92  UNLV 74 72	148  Texas St. 59  76	
			149  Pacific 81 70	
			164  San Francisco 62  70	
			174  Boise St. 66  75	
			184  CSUN 72  85	
			187  Nevada 73  90	
			187  Nevada 68 55	
			194  Eastern Wash. 81 56	
			197  UT Arlington 54  67	
			201  UC Santa Barbara 64 57	
			227  Montana 61 58	
			242  UC Riverside 56  68	
			253  San Diego St. 66 60	
			253  San Diego St. 64 53	
			292  Utah St. 52  60	
			292  Utah St. 57 56	
			306  Air Force 64 58	
			306  Air Force 64 48	
LAST 12 Division I GAMES:				
253  San Diego St. 66 60	253  San Diego St. 64 53	82  New Mexico 75  88		
77  Wyoming 60 47	174  Boise St. 66  75			
187  Nevada 68 55	118  Colorado St. 56 45			
306  Air Force 64 48	292  Utah St. 57 56			
292  Utah St. 52  60	306  Air Force 64 58			
92  UNLV 74 72				

Non-Div I Games:

Fresno St.

Average RPI Win: 218
Average RPI Loss: 158

WON-LOST
RECORD

WINNING
PCT. RANK

LAST 10
GAMES

STRENGTH OF
SCHEDULE

OPP. STRENGTH
OF SCHEDULE

TEAM
RPI

ADJ.
RPI

CONF.
RPI

ADJ CONF.
RPI

DIV. I ONLY	10- 11	192	3- 6	206	158	189	189	17	17
DIV. I NON-CONF.	7- 5	132	1- 1	274	175	152	152	16	16
<hr/>									
TOTALS	RPI 1-25	RPI 26-50	W-L RECORDS	RPI 51-100	RPI 101-999	RPI 201+			
10- 11	0- 1	0- 0	OVERALL	2- 2	8- 8	6- 5			
6- 2	0- 0	0- 0	HOME	1- 1	5- 1	3- 0			
3- 8	0- 0	0- 0	AWAY	0- 0	3- 3	3- 2			
1- 1	0- 0	0- 0	NEUTRAL	1- 0	0- 1	0- 1			
7- 5	0- 1	0- 0	NON-CONFERENCE	1- 0	6- 4	5- 3			
4- 0	0- 0	0- 0	HOME	0- 0	4- 0	3- 0			
2- 4	0- 1	0- 0	AWAY	0- 0	2- 3	2- 2			
1- 1	0- 0	0- 0	NEUTRAL	1- 0	0- 1	0- 1			
3- 6	0- 0	0- 0	CONFERENCE	1- 2	2- 4	1- 2			
2- 2	0- 0	0- 0	HOME	1- 1	1- 1	0- 0			
1- 4	0- 0	0- 0	AWAY	0- 1	1- 3	1- 2			
0- 0	0- 0	0- 0	NEUTRAL	0- 0	0- 0	0- 0			

RPI 1-25				RPI 26-50				RPI 51-100				RPI 101+				Team's RPI: 189
RPI	S	Opponent	Score	RPI	S	Opponent	Score	RPI	S	Opponent	Score	RPI	S	Opponent	Score	
20	A	Georgia	44 79					60	A	Mercer	53 65	101	A	North Carolina	56 84	
								60	H	Mercer	64 86	143	H	ETSU	57 69	
								80	N	Ohio	70 68	155	H	Davidsen	65 62	
								91	H	Chattanooga	58 57	166	A	Samford	58 62	
												166	H	Samford	45 41	
												209	N	Xavier	62 75	
												217	A	Gardner-Webb	57 71	
												233	A	UNCG	74 76	
												248	A	UNC Asheville	71 63	
												254	A	Presbyterian	75 76	
												260	H	Col. of Charleston	72 58	
												266	H	UNCW	76 71	
												271	A	Wofford	48 79	
												289	H	Kennesaw St.	78 59	
												295	A	USC Upstate	80 59	
												326	A	Western Caro.	68 59	
<hr/>																
LAST 12 Division I GAMES:																
166	A	Samford	58 62	326	A	Western Caro.	68 59									
60	A	Mercer	53 65	60	H	Mercer	64 86									
271	A	Wofford	48 79	166	H	Samford	45 41									
91	H	Chattanooga	58 57	254	A	Presbyterian	75 76									
143	H	ETSU	57 69	248	A	UNC Asheville	71 63									
233	A	UNCG	74 76	209	N	Xavier	62 75									

Non-Div I Games:

Bob Jones

93 46

Pfeiffer

102 51

Converse

80 41

Furman

Average RPI Win:	260	WON-LOST	WINNING	LAST 10	STRENGTH OF	OPP. STRENGTH	TEAM	ADJ.	CONF.	ADJ CONF.
Average RPI Loss:	185	RECORD	PCT. RANK	GAMES	SCHEDULE	OF SCHEDULE	RPI	RPI	RPI	RPI
DIV. I ONLY	2- 18	333	1- 9	163	330	321	321	23	23	
DIV. I NON-CONF.	1- 8	313	0- 1	139	337	293	293	23	23	

TOTALS	RPI 1-25	RPI 26-50	W-L RECORDS	RPI 51-100	RPI 101-999	RPI 201+				
2- 18	0- 0	0- 1	OVERALL	0- 3	2- 14	1- 9				
1- 8	0- 0	0- 0	HOME	0- 2	1- 6	0- 4				
1- 10	0- 0	0- 1	AWAY	0- 1	1- 8	1- 5				
0- 0	0- 0	0- 0	NEUTRAL	0- 0	0- 0	0- 0				
1- 8	0- 0	0- 1	NON-CONFERENCE	0- 3	1- 4	1- 4				
0- 5	0- 0	0- 0	HOME	0- 2	0- 3	0- 3				
1- 3	0- 0	0- 1	AWAY	0- 1	1- 1	1- 1				
0- 0	0- 0	0- 0	NEUTRAL	0- 0	0- 0	0- 0				
1- 10	0- 0	0- 0	CONFERENCE	0- 0	1- 10	0- 5				
1- 3	0- 0	0- 0	HOME	0- 0	1- 3	0- 1				
0- 7	0- 0	0- 0	AWAY	0- 0	0- 7	0- 4				
0- 0	0- 0	0- 0	NEUTRAL	0- 0	0- 0	0- 0				

RPI	S	Opponent	Score	RPI	S	Opponent	Score	RPI	S	Opponent	Score	RPI	S	Opponent	Score	Team's RPI: 321
47	A	UCF	38 62	60	A	Mercer	45 72	102	A	South Ala.	52 79	132	A	Little Rock	52 92	
				64	H	IUPUI	52 72	132	H	Little Rock	34 64	148	H	Texas St.	56 81	
				99	H	Alabama	36 84	193	A	Troy	47 88	197	H	UT Arlington	73 68	
								208	H	Stony Brook	49 68	212	A	Arkansas St.	48 69	
								212	H	Arkansas St.	62 71	226	A	N.C. A&T	49 60	
								270	A	Appalachian St.	56 87	279	A	Coastal Caro.	51 54	
								289	H	Kennesaw St.	58 60	315	A	Georgia St.	56 71	
								322	A	South Carolina St.	61 58	340	H	Savannah St.	67 71	

LAST 12 Division I GAMES:																
212	A	Arkansas St.	48 69	279	A	Coastal Caro.	51 54									
132	A	Little Rock	52 92	132	H	Little Rock	34 64									
197	H	UT Arlington	73 68	212	H	Arkansas St.	62 71									
148	H	Texas St.	56 81	102	A	South Ala.	52 79									
315	A	Georgia St.	56 71	193	A	Troy	47 88									
270	A	Appalachian St.	56 87	208	H	Stony Brook	49 68									

Non-Div I Games: Coastal Ga. 68 63 Thomas (GA) 79 51

Ga. Southern

Average RPI Win:	262	WON-LOST	WINNING	LAST 10	STRENGTH OF	OPP. STRENGTH	TEAM	ADJ.	CONF.	ADJ CONF.
Average RPI Loss:	158	RECORD	PCT. RANK	GAMES	SCHEDULE	OF SCHEDULE	RPI	RPI	RPI	RPI
DIV. I ONLY	11- 9	143	4- 6	284	298	217	217	27	27	
DIV. I NON-CONF.	7- 2	50	0- 0	293	232	123	123	28	28	

TOTALS	RPI 1-25	RPI 26-50	W-L RECORDS	RPI 51-100	RPI 101-999	RPI 201+				
11- 9	0- 0	0- 1	OVERALL	0- 2	11- 6	8- 3				
6- 4	0- 0	0- 1	HOME	0- 1	6- 2	4- 2				
5- 5	0- 0	0- 0	AWAY	0- 0	5- 3	4- 1				
0- 0	0- 0	0- 0	NEUTRAL	0- 0	0- 0	0- 0				
7- 2	0- 0	0- 1	NON-CONFERENCE	0- 0	7- 1	5- 0				
4- 1	0- 0	0- 1	HOME	0- 0	4- 0	3- 0				
3- 1	0- 0	0- 0	AWAY	0- 0	3- 1	2- 0				
0- 0	0- 0	0- 0	NEUTRAL	0- 0	0- 0	0- 0				
4- 7	0- 0	0- 0	CONFERENCE	0- 2	4- 5	3- 3				
2- 3	0- 0	0- 0	HOME	0- 1	2- 2	1- 2				
2- 4	0- 0	0- 0	AWAY	0- 1	2- 3	2- 1				
0- 0	0- 0	0- 0	NEUTRAL	0- 0	0- 0	0- 0				

RPI 1-25				RPI 26-50				RPI 51-100				RPI 101+ Team's RPI: 217			
RPI	S	Opponent	Score	RPI	S	Opponent	Score	RPI	S	Opponent	Score	RPI	S	Opponent	Score
				47	H	UCF	30 65	100	A	Liberty	41 59	108	A	Kentucky	34 72
								100	H	Liberty	60 85	155	A	Davi dson	70 65
												158	A	High Point	80 83
												161	A	Radford	46 66
												161	H	Radford	69 53
												189	H	Furman	71 57
												216	A	Morehead St.	68 60
												247	H	Campbell	44 73
												248	H	UNC Asheville	60 61
												254	A	Presbyteri an	69 72
												271	H	Wofford	73 55
												283	A	Mt. St. Mary's	75 67
												295	H	USC Upstate	60 39
												301	H	Charleston So.	68 52
												326	H	Western Caro.	70 67
												339	A	Winthrop	66 59
												349	A	Longwood	61 54

LAST 12 Division I GAMES:															
				100	A	Liberty	41 59	254	A	Presbyteri an	69 72				
				161	A	Radford	46 66	100	H	Liberty	60 85				
				248	H	UNC Asheville	60 61	349	A	Longwood	61 54				
				339	A	Winthrop	66 59	161	H	Radford	69 53				
				247	H	Campbell	44 73	158	A	High Point	80 83				
				301	H	Charleston So.	68 52	326	H	Western Caro.	70 67				

Non-Div I Games: Montreat 83 26 Converse 82 59 Pfeiffer 72 53

Gardner-Webb

Average RPI Win: 233	WON-LOST RECORD	WINNING PCT. RANK	LAST 10 GAMES	STRENGTH OF SCHEDULE	OPP. STRENGTH OF SCHEDULE	TEAM RPI	ADJ. RPI	CONF. RPI	ADJ CONF. RPI
Average RPI Loss: 77									
DIV. I ONLY	18- 7	57	6- 4	253	161	111	111	12	12
DIV. I NON-CONF.	11- 3	46	1- 0	269	280	97	97	10	10

TOTALS	RPI 1-25	RPI 26-50	W-L RECORDS	RPI 51-100	RPI 101-999	RPI 201+			
18- 7	0- 0	0- 2	OVERALL	2- 4	16- 1	13- 0			
12- 2	0- 0	0- 0	HOME	1- 2	11- 0	9- 0			
5- 5	0- 0	0- 0	AWAY	0- 1	5- 1	4- 0			
1- 0	0- 0	0- 0	NEUTRAL	1- 0	0- 0	0- 0			
11- 3	0- 0	0- 2	NON-CONFERENCE	2- 0	9- 1	9- 0			
9- 0	0- 0	0- 0	HOME	1- 0	8- 0	8- 0			
1- 3	0- 0	0- 2	AWAY	0- 0	1- 1	1- 0			
1- 0	0- 0	0- 0	NEUTRAL	1- 0	0- 0	0- 0			
7- 4	0- 0	0- 0	CONFERENCE	0- 4	7- 0	4- 0			
3- 2	0- 0	0- 0	HOME	0- 2	3- 0	1- 0			
4- 2	0- 0	0- 0	AWAY	0- 2	4- 0	3- 0			
0- 0	0- 0	0- 0	NEUTRAL	0- 0	0- 0	0- 0			

RPI 1-25				RPI 26-50				RPI 51-100				RPI 101+ Team's RPI: 111			
RPI	S	Opponent	Score	RPI	S	Opponent	Score	RPI	S	Opponent	Score	RPI	S	Opponent	Score
35	A	Michigan	61 75	55	A	Duquesne	64 71	103	H	Saint Louis	81 72				
48	A	Houston	73 82	67	H	American	71 53	135	A	Colorado	61 76				
				75	H	Fordham	62 67	155	H	Davidson	74 61				
				86	N	Drake	87 75	191	A	Saint Joseph's	65 57				
				94	A	George Washington	52 62	211	H	Richmond	77 56				
				94	H	George Washington	61 65	219	H	Southeast Mo. St.	57 38				
								224	A	Loyola Maryland	80 72				
								225	A	La Salle	69 56				
								238	A	St. Bonaventure	76 63				
								267	H	Illinois St.	56 37				
								278	H	LIU Brooklyn	73 70				
								305	H	UMES	82 68				
								312	H	Old Dominion	66 53				
								314	H	Eastern Ky.	64 41				
								327	H	UMBC	58 38				
								331	A	Rhode Island	92 53				
								349	H	Longwood	60 41				
LAST 12 Division I GAMES:															
94	H	George Washington	61 65	211	H	Richmond	77 56								
191	A	Saint Joseph's	65 57	331	A	Rhode Island	92 53								
238	A	St. Bonaventure	76 63	94	A	George Washington	52 62								
75	H	Fordham	62 67	225	A	La Salle	69 56								
103	H	Saint Louis	81 72	155	H	Davidson	74 61								
55	A	Duquesne	64 71	349	H	Longwood	60 41								

Non-Div I Games:

George Mason

Average RPI	Win: 200	WON-LOST	WINNING	LAST 10	STRENGTH OF	OPP. STRENGTH	TEAM	ADJ.	CONF.	ADJ CONF.
Average RPI	Loss: 57	RECORD	PCT. RANK	GAMES	SCHEDULE	OF SCHEDULE	RPI	RPI	RPI	RPI
DIV. I ONLY	12- 11	166	7- 3	45	108	94	94	12	12	
DIV. I NON-CONF.	5- 7	212	1- 0	21	57	113	113	10	10	

TOTALS	RPI 1-25	RPI 26-50	W-L RECORDS	RPI 51-100	RPI 101-999	RPI 201+				
12- 11	0- 1	0- 5	OVERALL	1- 3	11- 2	6- 0				
6- 6	0- 0	0- 3	HOME	1- 1	5- 2	2- 0				
6- 5	0- 0	0- 0	AWAY	0- 0	6- 0	4- 0				
0- 0	0- 0	0- 0	NEUTRAL	0- 0	0- 0	0- 0				
5- 7	0- 1	0- 4	NON-CONFERENCE	1- 1	4- 1	2- 0				
3- 4	0- 0	0- 3	HOME	1- 0	2- 1	0- 0				
2- 3	0- 1	0- 1	AWAY	0- 1	2- 0	2- 0				
0- 0	0- 0	0- 0	NEUTRAL	0- 0	0- 0	0- 0				
7- 4	0- 0	0- 1	CONFERENCE	0- 2	7- 1	4- 0				
3- 2	0- 0	0- 0	HOME	0- 1	3- 1	2- 0				
4- 2	0- 0	0- 1	AWAY	0- 1	4- 0	2- 0				
0- 0	0- 0	0- 0	NEUTRAL	0- 0	0- 0	0- 0				

RPI	S	Opponent	Score	RPI	S	Opponent	Score	RPI	S	Opponent	Score	RPI	S	Opponent	Score
15	A	Maryland	54 80	28	H	South Fla.	78 83	55	H	Duquesne	53 54	103	H	Saint Louis	69 72
				37	H	Syracuse	62 74	60	A	Mercer	44 61	111	A	George Mason	65 61
				40	H	South Dakota St.	88 97	67	H	American	61 44	111	H	George Mason	62 52
				44	A	Dayton	55 66	75	A	Fordham	50 61	121	H	Vanderbilt	59 69
				45	A	Princeton	52 72					124	H	Georgetown	65 54
												155	A	Davidson	53 48
												185	H	Wisconsin	61 46
												225	H	La Salle	60 45
												238	A	St. Bonaventure	63 56
												263	A	Towson	66 43
												293	A	VCU	61 39
												298	A	Monmouth	59 45
												331	H	Rhode Island	65 52

Team's RPI: 94															
LAST 12 Division I GAMES:															
111	A	George Mason	65 61	155	A	Davidson	53 48	55	H	Duquesne	53 54	111	H	George Mason	62 52
238	A	St. Bonaventure	63 56	293	A	VCU	61 39	75	A	Fordham	50 61	298	A	Monmouth	59 45
225	H	La Salle	60 45												
103	H	Saint Louis	69 72												
331	H	Rhode Island	65 52												
44	A	Dayton	55 66												

Non-Div I Games:

George Washington

Average RPI Win:	198	WON-LOST	WINNING	LAST 10	STRENGTH OF	OPP. STRENGTH	TEAM	ADJ.	CONF.	ADJ CONF.
Average RPI Loss:	61	RECORD	PCT. RANK	GAMES	SCHEDULE	OF SCHEDULE	RPI	RPI	RPI	RPI
DIV. I ONLY	10- 12	205	4- 6	107	38	124	124	6	6	
DIV. I NON-CONF.	5- 5	170	0- 0	222	54	164	164	6	6	

TOTALS	RPI 1-25	RPI 26-50	W-L RECORDS	RPI 51-100	RPI 101-999	RPI 201+				
10- 12	0- 2	1- 3	OVERALL	1- 6	8- 1	6- 0				
4- 4	0- 1	1- 1	HOME	0- 2	3- 0	3- 0				
5- 6	0- 1	0- 2	AWAY	1- 3	4- 0	3- 0				
1- 2	0- 0	0- 0	NEUTRAL	0- 1	1- 1	0- 0				
5- 5	0- 1	0- 0	NON-CONFERENCE	0- 3	5- 1	4- 0				
2- 1	0- 0	0- 0	HOME	0- 1	2- 0	2- 0				
2- 2	0- 1	0- 0	AWAY	0- 1	2- 0	2- 0				
1- 2	0- 0	0- 0	NEUTRAL	0- 1	1- 1	0- 0				
5- 7	0- 1	1- 3	CONFERENCE	1- 3	3- 0	2- 0				
2- 3	0- 1	1- 1	HOME	0- 1	1- 0	1- 0				
3- 4	0- 0	0- 2	AWAY	1- 2	2- 0	1- 0				
0- 0	0- 0	0- 0	NEUTRAL	0- 0	0- 0	0- 0				

RPI 1-25				RPI 26-50				RPI 51-100				RPI 101+				Team's RPI: 124
RPI	S	Opponent	Score	RPI	S	Opponent	Score	RPI	S	Opponent	Score	RPI	S	Opponent	Score	
19	A	NC State	49 63	26	A	Villanova	67 68	56	H	Minnesota	63 73	105	N	Auburn	40 60	
25	H	DePaul	62 78	26	H	Villanova	58 60	58	A	St. John's (NY)	41 64	188	A	Providence	75 43	
				32	H	Marquette	85 58	91	N	Chattanooga	41 54	192	N	Northwestern	55 54	
				39	A	Creighton	58 69	93	A	Seton Hall	65 70	209	A	Xavier	65 48	
								94	A	George Washington	54 65	209	H	Xavier	65 60	
								96	A	Butler	63 52	224	A	Loyola Maryland	72 54	
								96	H	Butler	57 66	241	H	Howard	93 41	
												293	A	VCU	71 59	
												294	H	FIU	77 56	

LAST 12 Division I GAMES:																
26	A	Villanova	67 68	58	A	St. John's (NY)	41 64									
209	A	Xavier	65 48	26	H	Villanova	58 60									
96	A	Butler	63 52	96	H	Butler	57 66									
25	H	DePaul	62 78	209	H	Xavier	65 60									
32	H	Marquette	85 58	39	A	Creighton	58 69									
93	A	Seton Hall	65 70	188	A	Providence	75 43									

Non-Div I Games:

Georgetown

Average RPI Win:	146	WON-LOST	WINNING	LAST 10	STRENGTH OF	OPP. STRENGTH	TEAM	ADJ.	CONF.	ADJ CONF.
Average RPI Loss:	12	RECORD	PCT. RANK	GAMES	SCHEDULE	OF SCHEDULE	RPI	RPI	RPI	RPI
DIV. I ONLY	20- 3	9	8- 2	65	39	20	20	2	2	
DIV. I NON-CONF.	12- 1	6	2- 0	130	110	33	33	2	2	

TOTALS	RPI 1-25	RPI 26-50	W-L RECORDS	RPI 51-100	RPI 101-999	RPI 201+				
20- 3	2- 3	1- 0	OVERALL	4- 0	13- 0	6- 0				
12- 2	1- 2	0- 0	HOME	3- 0	8- 0	5- 0				
8- 1	1- 1	1- 0	AWAY	1- 0	5- 0	1- 0				
0- 0	0- 0	0- 0	NEUTRAL	0- 0	0- 0	0- 0				
12- 1	0- 1	1- 0	NON-CONFERENCE	3- 0	8- 0	6- 0				
8- 1	0- 1	0- 0	HOME	2- 0	6- 0	5- 0				
4- 0	0- 0	1- 0	AWAY	1- 0	2- 0	1- 0				
0- 0	0- 0	0- 0	NEUTRAL	0- 0	0- 0	0- 0				
8- 2	2- 2	0- 0	CONFERENCE	1- 0	5- 0	0- 0				
4- 1	1- 1	0- 0	HOME	1- 0	2- 0	0- 0				
4- 1	1- 1	0- 0	AWAY	0- 0	3- 0	0- 0				
0- 0	0- 0	0- 0	NEUTRAL	0- 0	0- 0	0- 0				

RPI 1-25				Team's RPI: 20				RPI 26-50				RPI 51-100				RPI 101+			
RPI	S	Opponent	Score	RPI	S	Opponent	Score	RPI	S	Opponent	Score	RPI	S	Opponent	Score	RPI	S	Opponent	Score
3	H	Mississippi St.	62 86	29	A	Virginia	64 61	60	A	Mercer	72 54	105	H	Auburn	60 48				
10	H	Texas	53 81					62	H	Georgia Tech	60 53	108	A	Kentucky	56 42				
16	A	Texas A&M	92 84					88	H	Arkansas	78 65	116	A	BYU	79 63				
18	H	Missouri	62 50					95	H	Wright St.	87 71	120	H	Ole Miss	69 45				
24	A	LSU	60 71									121	A	Vanderbilt	81 52				
												</							

Average RPI Win: 263	WON-LOST RECORD	WINNING PCT. RANK	LAST 10 GAMES	STRENGTH OF SCHEDULE	OPP. STRENGTH OF SCHEDULE	TEAM RPI	ADJ. RPI	CONF. RPI	ADJ CONF. RPI
Average RPI Loss: 170									
DIV. I ONLY	3- 17	320	1- 9	172	219	315	315	23	23
DIV. I NON-CONF.	2- 7	286	0- 1	160	103	276	276	23	23

TOTALS	RPI 1-25	RPI 26-50	W-L RECORDS	RPI 51-100	RPI 101-999	RPI 201+			
3- 17	0- 1	0- 1	OVERALL	0- 1	3- 14	2- 6			
3- 6	0- 0	0- 1	HOME	0- 0	3- 5	2- 1			
0- 11	0- 0	0- 0	AWAY	0- 0	0- 0	0- 0			
0- 0	0- 0	0- 0	NEUTRAL	0- 0	0- 0	0- 0			
2- 7	0- 1	0- 1	NON-CONFERENCE	0- 1	2- 4	1- 2			
2- 2	0- 0	0- 1	HOME	0- 0	2- 1	1- 0			
0- 5	0- 1	0- 0	AWAY	0- 1	0- 3	0- 2			
0- 0	0- 0	0- 0	NEUTRAL	0- 0	0- 0	0- 0			
1- 10	0- 0	0- 0	CONFERENCE	0- 0	1- 10	1- 4			
1- 4	0- 0	0- 0	HOME	0- 0	1- 4	1- 1			
0- 6	0- 0	0- 0	AWAY	0- 0	0- 6	0- 3			
0- 0	0- 0	0- 0	NEUTRAL	0- 0	0- 0	0- 0			

RPI 1-25				RPI 26-50				RPI 51-100				RPI 101+ Team's RPI: 315			
RPI	S	Opponent	Score	RPI	S	Opponent	Score	RPI	S	Opponent	Score	RPI	S	Opponent	Score
3	A	Mississippi St.	50 106	46	H	Western Ky.	63 74	62	A	Georgia Tech	51 75	102	A	South Ala.	52 88
												132	A	Little Rock	47 54
												132	H	Little Rock	50 65
												148	H	Texas St.	63 83
												172	A	Florida	66 82
												175	H	Jacksonville St.	55 41
												182	H	Fla. Atlantic	50 82
												193	A	Troy	86 90
												197	H	UT Arlington	76 81
												212	A	Arkansas St.	63 76
												212	H	Arkansas St.	58 75
												266	A	UNCW	62 74
												270	A	Appalachian St.	62 77
												279	A	Coastal Caro.	49 64
												289	A	Kennesaw St.	61 71
												293	H	VCU	61 56
												321	H	Ga. Southern	71 56

LAST 12 Division I GAMES:															
132	A	Little Rock	47 54	270	A	Appalachian St.	62 77								
212	A	Arkansas St.	63 76	212	H	Arkansas St.	58 75								
148	H	Texas St.	63 83	132	H	Little Rock	50 65								
197	H	UT Arlington	76 81	193	A	Troy	86 90								
321	H	Ga. Southern	71 56	102	A	South Ala.	52 88								
279	A	Coastal Caro.	49 64	266	A	UNCW	62 74								

Non-Div I Games: Allen 101 56 North Greenville 91 89

Georgia St.

Average RPI Loss: 34

DIV. I ONLY	14- 10	121	3- 7	22	72	62	62	1	1
DIV. I NON-CONF.	11- 2	22	1- 0	67	260	26	26	1	1
TOTALS	RPI 1-25	RPI 26-50	W-L RECORDS	RPI 51-100	RPI 101-999	RPI 201+			
14- 10	0- 6	2- 2	OVERALL	1- 1	11- 1	5- 0			
10- 3	0- 2	1- 1	HOME	0- 0	9- 0	4- 0			
3- 6	0- 3	1- 1	AWAY	0- 1	2- 1	1- 0			
1- 1	0- 1	0- 0	NEUTRAL	1- 0	0- 0	0- 0			
11- 2	0- 2	2- 0	NON-CONFERENCE	1- 0	8- 0	5- 0			
8- 0	0- 0	1- 0	HOME	0- 0	7- 0	4- 0			
2- 1	0- 1	1- 0	AWAY	0- 0	1- 0	1- 0			
1- 1	0- 1	0- 0	NEUTRAL	1- 0	0- 0	0- 0			
3- 8	0- 4	0- 2	CONFERENCE	0- 1	3- 1	0- 0			
2- 3	0- 2	0- 1	HOME	0- 0	2- 0	0- 0			
1- 5	0- 2	0- 1	AWAY	0- 1	1- 1	0- 0			
0- 0	0- 0	0- 0	NEUTRAL	0- 0	0- 0	0- 0			

RPI 1-25					RPI 26-50					RPI 51-100					Team's RPI: 62					RPI 101+				
RPI	S	Opponent	Score		RPI	S	Opponent	Score		RPI	S	Opponent	Score		RPI	S	Opponent	Score		RPI	S	Opponent	Score	
2	H	Notre Dame	54	77	29	H	Vi rgi ni a	56	62	52	A	Vi rgi ni a Tech	62	68	104	H	Wake Forest	79	67					
4	H	Loui sville	71	74	34	H	Purdue	68	55	89	N	Penn	69	55	131	H	Middle Tenn.	48	45					
9	N	Bayl or	57	80	37	A	Syracuse	77	88						138	A	Clemson	60	48					
17	A	Duke	59	77	45	A	Pri nceton	67	56						138	H	Clemson	66	33					
19	A	NC State	43	56											147	A	Pi ttsburgh	62	68					
20	A	Georgi a	53	60											163	H	Southern Miss.	63	44					
LAST 12 Division I GAMES:																								
					138	A	Clemson	60	48	19	A	NC State	43	56										
					17	A	Duke	59	77	2	H	Notre Dame	54	77										
					29	H	Vi rgi ni a	56	62	37	A	Syracuse	77	88										
					52	A	Vi rgi ni a Tech	62	68	138	H	Clemson	66	33										
					104	H	Wake Forest	79	67	4	H	Loui sville	71	74										
					147	A	Pi ttsburgh	62	68	163	H	Southern Miss.	63	44										

Non-Div I Games:

Georgi a Tech

Average RPI Win: 183

Average RPI Loss: 76

WON-LOST
RECORDWINNING
PCT. RANKLAST 10
GAMESSTRENGTH OF
SCHEDULEOPP. STRENGTH
OF SCHEDULETEAM
RPIADJ.
RPICONF.
RPIADJ CONF.
RPI

DIV. I ONLY	19- 4	16	10- 0	118	144	41	41	13	13
DIV. I NON-CONF.	7- 4	102	0- 0	22	143	51	51	11	11
TOTALS	RPI 1-25	RPI 26-50	W-L RECORDS	RPI 51-100	RPI 101-999	RPI 201+			
19- 4	0- 1	0- 0	OVERALL	2- 2	17- 1	7- 0			
9- 1	0- 0	0- 0	HOME	0- 1	9- 0	3- 0			
9- 1	0- 0	0- 0	AWAY	2- 0	7- 1	4- 0			
1- 2	0- 1	0- 0	NEUTRAL	0- 1	1- 0	0- 0			
7- 4	0- 1	0- 0	NON-CONFERENCE	1- 2	6- 1	1- 0			
4- 1	0- 0	0- 0	HOME	0- 1	4- 0	0- 0			
2- 1	0- 0	0- 0	AWAY	1- 0	1- 1	1- 0			
1- 2	0- 1	0- 0	NEUTRAL	0- 1	1- 0	0- 0			
12- 0	0- 0	0- 0	CONFERENCE	1- 0	11- 0	6- 0			
5- 0	0- 0	0- 0	HOME	0- 0	5- 0	3- 0			
7- 0	0- 0	0- 0	AWAY	1- 0	6- 0	3- 0			
0- 0	0- 0	0- 0	NEUTRAL	0- 0	0- 0	0- 0			

RPI	S	Opponent	Score	RPI	S	Opponent	Score	Team's RPI: 41	RPI	S	Opponent	Score	RPI	S	Opponent	Score
25	N	DePaul	71 88						69	N	Belmont	63 71	107	H	Western Ill.	80 65
									78	A	Saint Mary's (CA)	73 65	116	A	BYU	84 70
									83	A	Washington St.	64 56	118	A	Colorado St.	49 65
									92	H	UNLV	50 52	129	H	Saint Francis (PA)	97 74
													136	N	Kent St.	77 57
													149	A	Pacific	99 72
													153	H	Portland St.	91 52
													159	H	Loyola Marymount	77 67
													164	A	San Francisco	81 57
													164	H	San Francisco	74 47
													194	H	Eastern Wash.	69 45
													213	A	San Diego	63 44
													227	A	Montana	70 55
													236	H	Pepperdine	73 51
													273	A	Santa Clara	63 51
													273	H	Santa Clara	71 44
													311	A	Portland	70 56
													311	H	Portland	75 36
LAST 12 Division I GAMES:																
116	A	BYU	84 70	164	H	San Francisco	74 47		311	A	Portland	70 56				
213	A	San Diego	63 44						159	H	Loyola Marymount	77 67				
164	A	San Francisco	81 57						236	H	Pepperdine	73 51				
311	H	Portland	75 36						273	A	Santa Clara	63 51				
273	H	Santa Clara	71 44						149	A	Pacific	99 72				
78	A	Saint Mary's (CA)	73 65													

Non-Div I Games:

Gonzaga

Average RPI Win:	288	WON-LOST	WINNING	LAST 10	STRENGTH OF	OPP. STRENGTH	TEAM	ADJ.	CONF.	ADJ CONF.
Average RPI Loss:	162	RECORD	PCT. RANK	GAMES	SCHEDULE	OF SCHEDULE	RPI	RPI	RPI	RPI
DIV. I ONLY	11- 11	173	7- 3	320	272	243	243	32	32	
DIV. I NON-CONF.	3- 8	268	0- 1	262	99	270	270	32	32	

TOTALS	RPI 1-25	RPI 26-50	W-L RECORDS	RPI 51-100	RPI 101-999	RPI 201+				
11- 11	0- 1	0- 0	OVERALL	0- 2	11- 8	10- 4				
7- 2	0- 1	0- 0	HOME	0- 0	7- 1	6- 1				
4- 8	0- 0	0- 0	AWAY	0- 0	4- 1	4- 1				
0- 1	0- 0	0- 0	NEUTRAL	0- 0	0- 1	0- 0				
3- 8	0- 1	0- 0	NON-CONFERENCE	0- 2	3- 5	3- 2				
2- 1	0- 1	0- 0	HOME	0- 0	2- 0	2- 0				
1- 6	0- 0	0- 0	AWAY	0- 2	1- 4	1- 2				
0- 1	0- 0	0- 0	NEUTRAL	0- 0	0- 1	0- 0				
8- 3	0- 0	0- 0	CONFERENCE	0- 0	8- 3	7- 2				
5- 1	0- 0	0- 0	HOME	0- 0	5- 1	4- 1				
3- 2	0- 0	0- 0	AWAY	0- 0	3- 2	3- 1				
0- 0	0- 0	0- 0	NEUTRAL	0- 0	0- 0	0- 0				

RPI 1-25				RPI 26-50				RPI 51-100				RPI 101+ Team's RPI: 243			
RPI	S	Opponent	Score	RPI	S	Opponent	Score	RPI	S	Opponent	Score	RPI	S	Opponent	Score
6	H	Florida St.	53 96					88	A	Arkansas	62 79	101	N	North Carolina	63 79
								99	A	Alabama	49 73	165	A	Southern U.	44 63
												165	H	Southern U.	79 71
												173	A	Louisiana Tech	53 64
												176	A	Memphis	48 57
												209	A	Xavier	67 72
												212	A	Arkansas St.	56 76
												249	H	Texas Southern	63 73
												261	A	McNeese	75 60
												262	H	Prairie View	81 79
												277	A	Alcorn	75 68
												277	H	Alcorn	68 51
												286	H	Southeastern La.	61 52
												304	H	Alabama A&M	78 49
												308	A	Jackson St.	70 82
												320	H	Alabama St.	93 71
												333	H	La.-Monroe	61 52
												337	A	Ark.-Pine Bluff	66 57
												341	A	Mississippi Val.	64 62
LAST 12 Division I GAMES:															
277	H	Alcorn	68 51	262	H	Prairie View	81 79								
165	H	Southern U.	79 71	277	A	Alcorn	75 68								
341	A	Mississippi Val.	64 62	165	A	Southern U.	44 63								
337	A	Ark.-Pine Bluff	66 57	320	H	Alabama St.	93 71								
308	A	Jackson St.	70 82	304	H	Alabama A&M	78 49								
249	H	Texas Southern	63 73	88	A	Arkansas	62 79								

Non-Div I Games:

Grambling

Average RPI Win:	289	WON-LOST	WINNING	LAST 10	STRENGTH OF	OPP. STRENGTH	TEAM	ADJ.	CONF.	ADJ CONF.
Average RPI Loss:	186	RECORD	PCT. RANK	GAMES	SCHEDULE	OF SCHEDULE	RPI	RPI	RPI	RPI
DIV. I ONLY	9- 11	210	6- 3	343	271	280	280	30	30	
DIV. I NON-CONF.	4- 8	239	3- 0	271	259	269	269	30	30	

TOTALS	RPI 1-25	RPI 26-50	W-L RECORDS	RPI 51-100	RPI 101-999	RPI 201+				
9- 11	0- 1	0- 0	OVERALL	0- 1	9- 9	8- 5				
5- 4	0- 1	0- 0	HOME	0- 0	5- 3	5- 2				
4- 7	0- 0	0- 0	AWAY	0- 1	4- 6	3- 3				
0- 0	0- 0	0- 0	NEUTRAL	0- 0	0- 0	0- 0				
4- 8	0- 1	0- 0	NON-CONFERENCE	0- 1	4- 6	3- 2				
2- 3	0- 1	0- 0	HOME	0- 0	2- 2	2- 1				
2- 5	0- 0	0- 0	AWAY	0- 1	2- 4	1- 1				
0- 0	0- 0	0- 0	NEUTRAL	0- 0	0- 0	0- 0				
5- 3	0- 0	0- 0	CONFERENCE	0- 0	5- 3	5- 3				
3- 1	0- 0	0- 0	HOME	0- 0	3- 1	3- 1				
2- 2	0- 0	0- 0	AWAY	0- 0	2- 2	2- 2				
0- 0	0- 0	0- 0	NEUTRAL	0- 0	0- 0	0- 0				

RPI	S	Opponent	Score	RPI	S	Opponent	Score	RPI	S	Opponent	Score	RPI	S	Opponent	Score	Team's RPI: 280
17	H	Duke	61 74					92	A	UNLV	47 76	110	H	Ri ce	59 69	
												128	A	Bethune-Cookman	60 69	
												152	A	Cal Poly	69 75	
												169	A	Washington	65 79	
												182	A	Fla. Atlantic	77 73	
												204	H	Seattle U	74 63	
												237	A	New Mexico St.	60 64	
												259	A	UMKC	82 84	
												259	H	UMKC	59 62	
												273	H	Santa Clara	39 38	
												290	A	Valparaiso	75 80	
												302	H	Southern Utah	59 54	
												309	H	Utah Valley	81 61	
												323	A	UTRGV	65 59	
												325	A	Northern Ariz.	72 54	
												335	H	Long Beach St.	63 65	
												343	A	Chicago St.	59 43	
												343	H	Chicago St.	64 36	
LAST 12 Division I GAMES:																
343	A	Chicago St.	59 43	237	A	New Mexico St.	60 64									
259	A	UMKC	82 84	204	H	Seattle U	74 63									
309	H	Utah Valley	81 61	273	H	Santa Clara	39 38									
259	H	UMKC	59 62	302	H	Southern Utah	59 54									
343	H	Chicago St.	64 36	325	A	Northern Ariz.	72 54									
323	A	UTRGV	65 59	169	A	Washington	65 79									

Non-Div I Games: Arizona Christian 75 51 Benedictine Mesa 67 53

Grand Canyon

Average RPI Win:	153	WON-LOST	WINNING	LAST 10	STRENGTH OF	OPP. STRENGTH	TEAM	ADJ.	CONF.	ADJ CONF.
Average RPI Loss:	122	RECORD	PCT. RANK	GAMES	SCHEDULE	OF SCHEDULE	RPI	RPI	RPI	RPI
DIV. I ONLY	21- 2	7	10- 0	68	109	13	13	11	11	
DIV. I NON-CONF.	10- 1	15	0- 0	35	38	8	8	13	13	

TOTALS	RPI 1-25	RPI 26-50	W-L RECORDS	RPI 51-100	RPI 101-999	RPI 201+				
21- 2	0- 1	4- 0	OVERALL	5- 0	12- 1	7- 1				
11- 0	0- 0	2- 0	HOME	3- 0	6- 0	4- 0				
8- 1	0- 0	1- 0	AWAY	2- 0	5- 1	3- 1				
2- 1	0- 1	1- 0	NEUTRAL	0- 0	1- 0	0- 0				
10- 1	0- 1	4- 0	NON-CONFERENCE	1- 0	5- 0	2- 0				
4- 0	0- 0	2- 0	HOME	1- 0	1- 0	1- 0				
4- 0	0- 0	1- 0	AWAY	0- 0	3- 0	1- 0				
2- 1	0- 1	1- 0	NEUTRAL	0- 0	1- 0	0- 0				
11- 1	0- 0	0- 0	CONFERENCE	4- 0	7- 1	5- 1				
7- 0	0- 0	0- 0	HOME	2- 0	5- 0	3- 0				
4- 1	0- 0	0- 0	AWAY	2- 0	2- 1	2- 1				
0- 0	0- 0	0- 0	NEUTRAL	0- 0	0- 0	0- 0				

RPI	S	Opponent	Score	RPI	S	Opponent	Score	RPI	S	Opponent	Score	RPI	S	Opponent	Score
3	N	Mississippi St.	46 67	32	H	Marquette	63 55	64	A	IUPUI	60 34	114	H	Milwaukee	52 29
				33	N	Arizona St.	61 48	64	H	IUPUI	52 45	127	H	Cleveland St.	69 43
				40	H	South Dakota St.	55 41	91	H	Chattanooga	60 30	185	A	Wisconsin	67 34
				44	A	Dayton	75 64	95	A	Wright St.	58 51	190	N	Columbia	61 43
								95	H	Wright St.	75 68	192	A	Northwestern	63 57
												203	A	Oakland	81 48
												228	H	Youngstown St.	65 56
												240	A	Northern Ky.	54 62
												240	H	Northern Ky.	58 41
												246	H	Bradley	72 40
												297	A	Loyola Chicago	76 39
												310	A	Detroit Mercy	85 27
												317	H	Ill.-Chicago	65 36
LAST 12 Division I GAMES:															
				95	H	Wright St.	75 68	64	A	IUPUI	60 34				
				240	H	Northern Ky.	58 41	127	H	Cleveland St.	69 43				
				64	H	IUPUI	52 45	228	H	Youngstown St.	65 56				
				317	H	Ill.-Chicago	65 36	114	H	Milwaukee	52 29				
				203	A	Oakland	81 48	240	A	Northern Ky.	54 62				
				310	A	Detroit Mercy	85 27	95	A	Wright St.	58 51				

Non-Div I Games:

Green Bay

H
a
m
p
t
o
n

Hampton			Through Games Of Feb. 7, 2018								
Average RPI	Win:	275	WON-LOST	WINNING	LAST 10	STRENGTH OF	OPP. STRENGTH	TEAM	ADJ.	CONF.	ADJ CONF.
Average RPI	Loss:	111	RECORD	PCT. RANK	GAMES	SCHEDULE	OF SCHEDULE	RPI	RPI	RPI	RPI
DIV. I ONLY			11- 11	173	7- 2	249	192	181	181	31	31
DIV. I NON-CONF.			4- 9	249	2- 0	87	27	167	167	31	31

TOTALS		RPI 1-25	RPI 26-50		W-L RECORDS		RPI 51-100		RPI 101-999		RPI 201+
11- 11		0- 1	0- 1		OVERALL		0- 4		11- 5		9- 1
5- 2		0- 0	0- 0		HOME		0- 1		5- 1		4- 0
5- 8		0- 1	0- 1		AWAY		0- 3		5- 3		4- 1
1- 1		0- 0	0- 0		NEUTRAL		0- 0		1- 1		1- 0
4- 9		0- 1	0- 1		NON-CONFERENCE		0- 4		4- 3		2- 0
2- 1		0- 0	0- 0		HOME		0- 1		2- 0		1- 0
1- 7		0- 1	0- 1		AWAY		0- 3		1- 2		0- 0
1- 1		0- 0	0- 0		NEUTRAL		0- 0		1- 1		1- 0
7- 2		0- 0	0- 0		CONFERENCE		0- 0		7- 2		7- 1
3- 1		0- 0	0- 0		HOME		0- 0		3- 1		3- 0
4- 1		0- 0	0- 0		AWAY		0- 0		4- 1		4- 1
0- 0		0- 0	0- 0		NEUTRAL		0- 0		0- 0		0- 0

RPI 1-25				RPI 26-50				RPI 51-100				RPI 101+ Team's RPI: 181			
RPI	S	Opponent	Score	RPI	S	Opponent	Score	RPI	S	Opponent	Score	RPI	S	Opponent	Score
7	A	Oregon	45 87	29	A	Virginia	62 66	61	H	Quinnipiac	58 64	101	A	North Carolina	70 66
								63	A	TCU	68 90	113	N	Brown	66 73
								68	A	Elon	59 82	128	H	Bethune-Cookman	56 61
								91	A	Chattanooga	52 64	166	A	Samford	61 66
												177	A	Temple	56 65
												190	H	Columbia	60 58
												226	A	N.C. A&T	63 51
												250	N	San Jose St.	81 73
												300	H	Coppin St.	67 35
												305	A	UMES	70 65
												312	H	Old Dominion	50 42
												322	A	South Carolina St.	70 78
												328	H	Delaware St.	66 62
												334	A	N.C. Central	62 53
												340	A	Savannah St.	81 53
												342	H	Florida A&M	66 65

LAST 12 Division I GAMES:															
226	A	N.C. A&T	63 51	340	A	Savannah St.	81 53								
334	A	N.C. Central	62 53	312	H	Old Dominion	50 42								
300	H	Coppin St.	67 35	328	H	Delaware St.	66 62								
128	H	Bethune-Cookman	56 61	305	A	UMES	70 65								
342	H	Florida A&M	66 65	190	H	Columbia	60 58								
322	A	South Carolina St.	70 78	166	A	Samford	61 66								

Non-Div I Games:

Hampton

H
a
m
p
t
o
n

Average RPI Win:	246	WON-LOST	WINNING	LAST 10	STRENGTH OF	OPP. STRENGTH	TEAM	ADJ.	CONF.	ADJ CONF.
Average RPI Loss:	115	RECORD	PCT. RANK	GAMES	SCHEDULE	OF SCHEDULE	RPI	RPI	RPI	RPI
DIV. I ONLY	14- 10	121	5- 5	182	242	157	157	20	20	
DIV. I NON-CONF.	8- 5	111	1- 0	144	235	121	121	24	24	

TOTALS	RPI 1-25	RPI 26-50	W-L RECORDS	RPI 51-100	RPI 101-999	RPI 201+				
14- 10	0- 0	0- 2	OVERALL	1- 3	13- 5	10- 2				
8- 4	0- 0	0- 1	HOME	1- 1	7- 2	5- 1				
3- 6	0- 0	0- 0	AWAY	0- 0	3- 1	3- 1				
3- 0	0- 0	0- 0	NEUTRAL	0- 0	3- 0	2- 0				
8- 5	0- 0	0- 2	NON-CONFERENCE	0- 1	8- 2	6- 0				
4- 2	0- 0	0- 1	HOME	0- 0	4- 1	3- 0				
1- 3	0- 0	0- 1	AWAY	0- 1	1- 1	1- 0				
3- 0	0- 0	0- 0	NEUTRAL	0- 0	3- 0	2- 0				
6- 5	0- 0	0- 0	CONFERENCE	1- 2	5- 3	4- 2				
4- 2	0- 0	0- 0	HOME	1- 1	3- 1	2- 1				
2- 3	0- 0	0- 0	AWAY	0- 1	2- 2	2- 1				
0- 0	0- 0	0- 0	NEUTRAL	0- 0	0- 0	0- 0				

H
a
r
t
f
o
r
dH
a
r
t
f
o
r
d

RPI 1-25				RPI 26-50				RPI 51-100				RPI 101+ Team's RPI: 157			
RPI	S	Opponent	Score	RPI	S	Opponent	Score	RPI	S	Opponent	Score	RPI	S	Opponent	Score
				26	H	Villanova	53 71	73	A	Maine	56 59	101	A	North Carolina	70 90
				37	A	Syracuse	63 75	73	H	Maine	44 59	117	N	Yale	78 70
								74	H	Albany (NY)	70 55	126	H	Delaware	63 72
								75	A	Fordham	44 69	145	A	Binghamton	59 64
												183	H	New Hampshire	85 49
												199	H	Siena	71 62
												208	A	Stony Brook	75 68
												208	H	Stony Brook	58 66
												230	H	Niagara	83 65
												234	H	Hofstra	60 49
												281	A	Bryant	59 47
												288	A	Vermont	47 53
												291	H	Central Conn. St.	68 52
												301	N	Charleston So.	62 43
												304	N	Alabama A&M	56 47
												327	H	UMBC	65 54
												347	A	UMass Lowell	81 42
												347	H	UMass Lowell	78 56

LAST 12 Division I GAMES:															
				73	A	Maine	56 59	327	H	UMBC	65 54				
				208	H	Stony Brook	58 66	145	A	Binghamton	59 64				
				183	H	New Hampshire	85 49	347	A	UMass Lowell	81 42				
				347	H	UMass Lowell	78 56	208	A	Stony Brook	75 68				
				288	A	Vermont	47 53	74	H	Albany (NY)	70 55				
				73	H	Maine	44 59	117	N	Yale	78 70				

Non-Div I Games:

Hartford

Average RPI	Win:	193	WON-LOST	WINNING	LAST 10	STRENGTH OF	OPP. STRENGTH	TEAM	ADJ.	CONF.	ADJ CONF.
Average RPI	Loss:	79	RECORD	PCT. RANK	GAMES	SCHEDULE	OF SCHEDULE	RPI	RPI	RPI	RPI
DIV. I ONLY		13- 6		74	8- 2	97	125	71	71	9	9
DIV. I NON-CONF.		8- 5		111	4- 2	109	123	81	81	9	9

TOTALS	RPI 1-25		RPI 26-50		W-L RECORDS	RPI 51-100		RPI 101-999		RPI 201+	
13- 6	0- 0		0- 3		OVERALL	0- 1		13- 2		7- 0	
10- 0	0- 0		0- 0		HOME	0- 0		10- 0		5- 0	
1- 5	0- 0		0- 2		AWAY	0- 1		1- 2		0- 0	
2- 1	0- 0		0- 1		NEUTRAL	0- 0		2- 0		2- 0	
8- 5	0- 0		0- 3		NON-CONFERENCE	0- 1		8- 1		6- 0	
5- 0	0- 0		0- 0		HOME	0- 0		5- 0		4- 0	
1- 4	0- 0		0- 2		AWAY	0- 1		1- 1		0- 0	
2- 1	0- 0		0- 1		NEUTRAL	0- 0		2- 0		2- 0	
5- 1	0- 0		0- 0		CONFERENCE	0- 0		5- 1		1- 0	
5- 0	0- 0		0- 0		HOME	0- 0		5- 0		1- 0	
0- 1	0- 0		0- 0		AWAY	0- 0		0- 1		0- 0	
0- 0	0- 0		0- 0		NEUTRAL	0- 0		0- 0		0- 0	

RPI 1-25				RPI 26-50				RPI 51-100				Team's RPI : 71				RPI 101+			
RPI	S	Opponent	Score	RPI	S	Opponent	Score	RPI	S	Opponent	Score	RPI	S	Opponent	Score	RPI	S	Opponent	Score
29	A	Vi rgi ni a	48 50	73	A	Ma ine	51 76	112	A	Dartmouth	56 63								
38	A	FGCU	56 65									112	H	Dartmouth	76 65				
44	N	Dayton	66 72									113	H	Brown	87 85				
												117	H	Yale	97 73				
												134	A	Northeastern	79 69				
												177	A	Temple	64 86				
												190	H	Col umbi a	85 67				
												199	H	Si ena	75 67				
												206	H	Boston U.	80 70				
												208	H	Stony Brook	60 53				
												222	N	Akron	76 63				
												225	H	La Sal l e	70 61				
												226	N	N. C. A&T	64 60				
												272	H	Cornel l	80 58				
												285	H	Sacred Heart	70 62				
LAST 12 Di vi si on I GAMES:																			
272	H	Cornel l	80 58	112	A	Dartmouth	56 63												
190	H	Col umbi a	85 67	208	H	Stony Brook	60 53												
113	H	Brown	87 85	222	N	Akron	76 63												
117	H	Yale	97 73	38	A	FGCU	56 65												
112	H	Dartmouth	76 65	134	A	Northeastern	79 69												
225	H	La Sal l e	70 61	177	A	Temple	64 86												

Non-Div I Games:

Harvard

Hawai i				Through Games Of Feb. 7, 2018							
Average RPI Wi n:		249	WON-LOST RECORD	WINNING PCT. RANK	LAST 10 GAMES	STRENGTH OF SCHEDULE	OPP. STRENGTH OF SCHEDULE	TEAM RPI	ADJ. RPI	CONF. RPI	ADJ CONF. RPI
Average RPI Loss:		149									
DIV. I ONLY		8- 14	250	2- 8	202	190	255	255	21	21	
DIV. I NON-CONF.		6- 6	170	0- 1	137	153	179	179	20	20	
<hr/>											
TOTALS		RPI 1-25	RPI 26-50		W-L RECORDS		RPI 51-100	RPI 101-999	RPI 201+		
8- 14		0- 2	0- 2		OVERALL		0- 1	8- 9	7- 3		
6- 5		0- 0	0- 2		HOME		0- 0	6- 3	5- 0		
2- 7		0- 0	0- 0		AWAY		0- 1	2- 6	2- 3		
0- 2		0- 2	0- 0		NEUTRAL		0- 0	0- 0	0- 0		
6- 6		0- 2	0- 2		NON-CONFERENCE		0- 0	6- 2	5- 1		
4- 3		0- 0	0- 2		HOME		0- 0	4- 1	3- 0		
2- 1		0- 0	0- 0		AWAY		0- 0	2- 1	2- 1		
0- 2		0- 2	0- 0		NEUTRAL		0- 0	0- 0	0- 0		
2- 8		0- 0	0- 0		CONFERENCE		0- 1	2- 7	2- 2		
2- 2		0- 0	0- 0		HOME		0- 0	2- 2	2- 0		
0- 6		0- 0	0- 0		AWAY		0- 1	0- 5	0- 2		
0- 0		0- 0	0- 0		NEUTRAL		0- 0	0- 0	0- 0		

RPI 1-25				RPI 26-50				RPI 51-100				RPI 101+ Team's RPI: 255			
RPI	S	Opponent	Score	RPI	S	Opponent	Score	RPI	S	Opponent	Score	RPI	S	Opponent	Score
7	N	Oregon	44 85	34	H	Purdue	67 79	66	A	UC Davis	52 76	152	A	Cal Poly	50 52
16	N	Texas A&M	59 103	50	H	Southern Cal i forn i a	60 71					170	H	Marist	70 63
												171	H	Idaho St.	62 64
												179	A	UC Irvine	66 70
												179	H	UC Irvine	67 74
												184	H	CSUN	58 70
												201	A	UC Santa Barbara	61 71
												204	A	Seattle U	73 58
												213	H	San Diego	64 63
												220	H	Montana St.	81 75
												242	A	UC Riverside	57 79
												242	H	UC Riverside	63 57
												282	A	Arizona	65 60
												299	A	Cal St. Fullerton	57 69
												311	A	Portland	47 76
												325	H	Northern Ariz.	84 68
												335	H	Long Beach St.	74 66
<hr/>															
LAST 12 Division I GAMES:															
201	A	UC Santa Barbara	61 71	335	H	Long Beach St.	74 66								
152	A	Cal Poly	50 52	179	H	UC Irvine	67 74								
242	H	UC Riverside	63 57	66	A	UC Davis	52 76								
184	H	CSUN	58 70	299	A	Cal St. Fullerton	57 69								
179	A	UC Irvine	66 70	7	N	Oregon	44 85								
242	A	UC Riverside	57 79	16	N	Texas A&M	59 103								

Non-Div I Games: Hawai i Paci fi c 67 57

Hawai i

Loss,
Non-Conf,
S Site,
H Home
A Away
N Neutral

Average RPI Win:	271	WON-LOST	WINNING	LAST 10	STRENGTH OF	OPP. STRENGTH	TEAM	ADJ.	CONF.	ADJ CONF.
Average RPI Loss:	111	RECORD	PCT. RANK	GAMES	SCHEDULE	OF SCHEDULE	RPI	RPI	RPI	RPI
DIV. I ONLY	12- 8	119	7- 3	255	264	158	158	27	27	
DIV. I NON-CONF.	4- 5	202	1- 0	127	68	130	130	28	28	

TOTALS	RPI 1-25	RPI 26-50	W-L RECORDS	RPI 51-100	RPI 101-999	RPI 201+				
12- 8	0- 1	0- 0	OVERALL	0- 4	12- 3	11- 1				
4- 4	0- 0	0- 0	HOME	0- 2	4- 2	4- 1				
8- 4	0- 0	0- 0	AWAY	0- 1	8- 1	7- 0				
0- 0	0- 0	0- 0	NEUTRAL	0- 0	0- 0	0- 0				
4- 5	0- 1	0- 0	NON-CONFERENCE	0- 3	4- 1	3- 0				
1- 2	0- 0	0- 0	HOME	0- 1	1- 1	1- 0				
3- 3	0- 1	0- 0	AWAY	0- 2	3- 0	2- 0				
0- 0	0- 0	0- 0	NEUTRAL	0- 0	0- 0	0- 0				
8- 3	0- 0	0- 0	CONFERENCE	0- 1	8- 2	8- 1				
3- 2	0- 0	0- 0	HOME	0- 1	3- 1	3- 1				
5- 1	0- 0	0- 0	AWAY	0- 0	5- 1	5- 0				
0- 0	0- 0	0- 0	NEUTRAL	0- 0	0- 0	0- 0				

RPI 1-25				RPI 26-50				RPI 51-100				RPI 101+ Team's RPI: 158			
RPI	S	Opponent	Score	RPI	S	Opponent	Score	RPI	S	Opponent	Score	RPI	S	Opponent	Score
17	A	Duke	50 77					52	A	Virginia Tech	63 86	155	H	Davidsen	74 82
								72	H	UAB	61 77	161	A	Radford	47 50
								80	A	Ohio	61 64	167	A	Stetson	69 64
								100	H	Liberty	42 65	217	H	Gardner-Webb	83 80
												218	A	Norfolk St.	59 56
												233	A	UNCG	81 72
												247	A	Campbell	62 53
												247	H	Campbell	44 51
												248	A	UNC Asheville	58 45
												254	H	Presbyterian	81 55
												301	A	Charleston So.	75 74
												326	H	Western Caro.	75 69
												339	A	Winthrop	79 58
												349	A	Longwood	75 39
												349	H	Longwood	62 41
LAST 12 Division I GAMES:															
349	A	Longwood	75 39	247	A	Campbell	62 53								
247	H	Campbell	44 51	339	A	Winthrop	79 58								
100	H	Liberty	42 65	254	H	Presbyterian	81 55								
301	A	Charleston So.	75 74	248	A	UNC Asheville	58 45								
161	A	Radford	47 50	217	H	Gardner-Webb	83 80								
349	H	Longwood	62 41	233	A	UNCG	81 72								

Non-Div I Games: N. C. Wesleyan 111 54 Barton 82 69

High Point

H
o
f
s
t
r
a

Hofstra				Through Games Of Feb. 7, 2018							
Average RPI	Win:	245	WON-LOST	WINNING	LAST 10	STRENGTH OF	OPP. STRENGTH	TEAM	ADJ.	CONF.	ADJ CONF.
Average RPI	Loss:	137	RECORD	PCT. RANK	GAMES	SCHEDULE	OF SCHEDULE	RPI	RPI	RPI	RPI
DIV. I ONLY			10- 12	205	4- 6	263	169	234	234	10	10
DIV. I NON-CONF.			6- 5	153	1- 0	330	219	245	245	12	12

TOTALS		RPI 1-25		RPI 26-50		W-L RECORDS		RPI 51-100		RPI 101-999	RPI 201+
10- 12		0- 0		0- 0		OVERALL		0- 5		10- 7	8- 2
5- 6		0- 0		0- 0		HOME		0- 2		5- 4	4- 2
4- 6		0- 0		0- 0		AWAY		0- 3		4- 3	4- 0
1- 0		0- 0		0- 0		NEUTRAL		0- 0		1- 0	0- 0
6- 5		0- 0		0- 0		NON-CONFERENCE		0- 1		6- 4	5- 1
3- 2		0- 0		0- 0		HOME		0- 0		3- 2	3- 1
2- 3		0- 0		0- 0		AWAY		0- 1		2- 2	2- 0
1- 0		0- 0		0- 0		NEUTRAL		0- 0		1- 0	0- 0
4- 7		0- 0		0- 0		CONFERENCE		0- 4		4- 3	3- 1
2- 4		0- 0		0- 0		HOME		0- 2		2- 2	1- 1
2- 3		0- 0		0- 0		AWAY		0- 2		2- 1	2- 0
0- 0		0- 0		0- 0		NEUTRAL		0- 0		0- 0	0- 0

H
o
f
s
t
r
a

RPI 1-25				RPI 26-50				RPI 51-100				RPI 101+ Team's RPI: 234			
RPI	S	Opponent	Score	RPI	S	Opponent	Score	RPI	S	Opponent	Score	RPI	S	Opponent	Score
								54	A	Drexel	38 47	104	N	Wake Forest	69 66
								54	H	Drexel	47 58	126	H	Delaware	51 58
								81	A	James Madison	56 73	140	A	William & Mary	53 63
								81	H	James Madison	42 55	140	H	William & Mary	65 54
								92	A	UNLV	52 68	157	A	Hartford	49 60
												190	A	Col umbi a	53 75
												199	H	Si ena	60 70
												208	H	Stony Brook	49 73
												235	H	Holy Cross	69 63
												238	H	St. Bonaventure	71 68
												260	A	Col. of Charleston	75 60
												260	H	Col. of Charleston	65 60
												266	A	UNCW	69 61
												266	H	UNCW	55 59
												285	A	Sacred Heart	86 81
												327	H	UMBC	71 55
												338	A	Iona	68 43

LAST 12 Division I GAMES:															
266	H	UNCW	55 59	126	H	Delaware	51 58								
140	A	William & Mary	53 63	266	A	UNCW	69 61								
81	A	James Madison	56 73	260	A	Col. of Charleston	75 60								
54	H	Drexel	47 58	54	A	Drexel	38 47								
140	H	William & Mary	65 54	81	H	James Madison	42 55								
260	H	Col. of Charleston	65 60	238	H	St. Bonaventure	71 68								

Non-Div I Games:

Hofstra

Average RPI Win:	258	WON-LOST	WINNING	LAST 10	STRENGTH OF	OPP. STRENGTH	TEAM	ADJ.	CONF.	ADJ CONF.
Average RPI Loss:	151	RECORD	PCT. RANK	GAMES	SCHEDULE	OF SCHEDULE	RPI	RPI	RPI	RPI
DIV. I ONLY	10- 13	213	4- 6	254	234	235	235	15	15	
DIV. I NON-CONF.	5- 6	187	0- 0	303	303	254	254	18	18	

TOTALS	RPI 1-25	RPI 26-50	W-L RECORDS	RPI 51-100	RPI 101-999	RPI 201+				
10- 13	0- 0	0- 0	OVERALL	0- 4	10- 9	8- 4				
3- 8	0- 0	0- 0	HOME	0- 3	3- 5	2- 2				
7- 5	0- 0	0- 0	AWAY	0- 1	7- 4	6- 2				
0- 0	0- 0	0- 0	NEUTRAL	0- 0	0- 0	0- 0				
5- 6	0- 0	0- 0	NON-CONFERENCE	0- 1	5- 5	5- 1				
2- 3	0- 0	0- 0	HOME	0- 1	2- 2	2- 0				
3- 3	0- 0	0- 0	AWAY	0- 0	3- 3	3- 1				
0- 0	0- 0	0- 0	NEUTRAL	0- 0	0- 0	0- 0				
5- 7	0- 0	0- 0	CONFERENCE	0- 3	5- 4	3- 3				
1- 5	0- 0	0- 0	HOME	0- 2	1- 3	0- 2				
4- 2	0- 0	0- 0	AWAY	0- 1	4- 1	3- 1				
0- 0	0- 0	0- 0	NEUTRAL	0- 0	0- 0	0- 0				

RPI 1-25				RPI 26-50				RPI 51-100				RPI 101+ Team's RPI : 235					
RPI	S	Opponent	Score	RPI	S	Opponent	Score	RPI	S	Opponent	Score	RPI	S	Opponent	Score		
								67	H	American	63	68	112	H	Dartmouth	74	76
								74	H	Albany (NY)	56	65	113	A	Brown	78	82
								84	A	Navy	54	62	133	H	Bucknell	47	71
								84	H	Navy	58	65	160	H	Lehigh	54	49
													170	A	Marist	74	85
													178	A	Army West Point	70	62
													196	H	Boston College	61	70
													206	A	Boston U.	60	57
													224	A	Loyola Maryland	60	77
													224	H	Loyola Maryland	58	65
													234	A	Hofstra	63	69
													245	A	Lafayette	69	56
													245	H	Lafayette	65	69
													269	A	Rider	83	56
													276	A	Colgate	71	64
													281	H	Bryant	59	57
													288	H	Vermont	64	53
													331	A	Rhode Island	69	63
													347	A	UMass Lowell	84	56
LAST 12 Division I GAMES:																	
				84	A	Navy	54	62	206	A	Boston U.	60	57				
				224	H	Loyola Maryland	58	65	84	H	Navy	58	65				
				245	A	Lafayette	69	56	224	A	Loyola Maryland	60	77				
				67	H	American	63	68	160	H	Lehigh	54	49				
				133	H	Bucknell	47	71	245	H	Lafayette	65	69				
				178	A	Army West Point	70	62	276	A	Colgate	71	64				

Non-Div I Games:

Holy Cross

Average RPI Win: 169

Average RPI Loss: 95

WON-LOST
RECORDWINNING
PCT. RANKLAST 10
GAMESSTRENGTH OF
SCHEDULEOPP. STRENGTH
OF SCHEDULETEAM
RPIADJ.
RPICONF.
RPIADJ CONF.
RPIDIV. I ONLY
DIV. I NON-CONF.19- 6
11- 344
467- 3
1- 0119
10677
10948
3548
358
78
7

TOTALS

RPI 1-25

RPI 26-50

W-L RECORDS

RPI 51-100

RPI 101-999

RPI 201+

19- 6

0- 3

0- 0

OVERALL

3- 0

16- 3

5- 1

9- 2

0- 1

0- 0

HOME

1- 0

8- 1

3- 0

7- 4

0- 2

0- 0

AWAY

1- 0

6- 2

2- 1

3- 0

0- 0

0- 0

NEUTRAL

1- 0

2- 0

0- 0

11- 3

0- 2

0- 0

NON-CONFERENCE

1- 0

10- 1

3- 0

5- 0

0- 0

0- 0

HOME

0- 0

5- 0

2- 0

3- 3

0- 2

0- 0

AWAY

0- 0

3- 1

1- 0

3- 0

0- 0

0- 0

NEUTRAL

1- 0

2- 0

0- 0

8- 3

0- 1

0- 0

CONFERENCE

2- 0

6- 2

2- 1

4- 2

0- 1

0- 0

HOME

1- 0

3- 1

1- 0

4- 1

0- 0

0- 0

AWAY

1- 0

3- 1

1- 1

0- 0

0- 0

0- 0

NEUTRAL

0- 0

0- 0

0- 0

RPI 1-25

RPI	S	Opponent	Score
1	H	UConn	35 95
14	A	Rutgers	57 75
16	A	Texas A&M	65 83

RPI 26-50

Team's RPI: 48

RPI	S	Opponent	Score
-----	---	----------	-------

RPI 51-100

RPI	S	Opponent	Score
97	A	Tulane	98 92
97	H	Tulane	72 48
100	N	Liberty	75 68

RPI 101+

RPI	S	Opponent	Score
111	H	George Mason	82 73
114	N	Milwaukee	74 59
134	N	Northeastern	72 64
137	H	Cincinnati	82 88
143	H	ETSU	88 69
148	A	Texas St.	72 67
168	A	Wichita St.	73 62
168	H	Wichita St.	73 55
176	H	Memphis	66 55
177	A	Temple	99 75
190	H	Columbia	77 53
196	A	Boston College	74 79
197	A	UT Arlington	62 58
207	A	East Carolina	78 80
215	A	SMU	85 75
215	H	SMU	60 56
221	A	New Orleans	78 66
223	H	Texas Tech	79 75
313	H	Incarinate Word	98 67

LAST 12 Division I GAMES:

176	H	Memphis	66 55	1	H	UConn	35 95
168	A	Wichita St.	73 62	137	H	Cincinnati	82 88
97	H	Tulane	72 48	97	A	Tulane	98 92
215	H	SMU	60 56	168	H	Wichita St.	73 55
207	A	East Carolina	78 80	215	A	SMU	85 75
177	A	Temple	99 75	190	H	Columbia	77 53

Non-Div I Games:

Houston

Average RPI Win:	323	WON-LOST	WINNING	LAST 10	STRENGTH OF	OPP. STRENGTH	TEAM	ADJ.	CONF.	ADJ CONF.
Average RPI Loss:	187	RECORD	PCT. RANK	GAMES	SCHEDULE	OF SCHEDULE	RPI	RPI	RPI	RPI
DIV. I ONLY	2- 15	329	2- 8	217	334	318	318	25	25	
DIV. I NON-CONF.	0- 6	337	0- 1	71	321	303	303	25	25	

TOTALS	RPI 1-25	RPI 26-50	W-L RECORDS	RPI 51-100	RPI 101-999	RPI 201+				
2- 15	0- 0	0- 1	OVERALL	0- 0	2- 14	2- 8				
0- 5	0- 0	0- 0	HOME	0- 0	0- 5	0- 3				
2- 10	0- 0	0- 1	AWAY	0- 0	2- 9	2- 5				
0- 0	0- 0	0- 0	NEUTRAL	0- 0	0- 0	0- 0				
0- 6	0- 0	0- 1	NON-CONFERENCE	0- 0	0- 5	0- 2				
0- 0	0- 0	0- 0	HOME	0- 0	0- 0	0- 0				
0- 6	0- 0	0- 1	AWAY	0- 0	0- 5	0- 2				
0- 0	0- 0	0- 0	NEUTRAL	0- 0	0- 0	0- 0				
2- 9	0- 0	0- 0	CONFERENCE	0- 0	2- 9	2- 6				
0- 5	0- 0	0- 0	HOME	0- 0	0- 5	0- 3				
2- 4	0- 0	0- 0	AWAY	0- 0	2- 4	2- 3				
0- 0	0- 0	0- 0	NEUTRAL	0- 0	0- 0	0- 0				

RPI 1-25				RPI 26-50				RPI 51-100				RPI 101+ Team's RPI: 318			
RPI	S	Opponent	Score	RPI	S	Opponent	Score	RPI	S	Opponent	Score	RPI	S	Opponent	Score
				28	A	South Fla.	43 90					109	H	Lamar University	51 79
												110	A	Rice	45 67
												122	A	UTEP	62 69
												123	H	SFA	54 76
												125	A	Central Ark.	56 64
												173	A	Louisiana Tech	62 85
												205	A	Oral Roberts	56 78
												214	A	Abilene Christian	68 80
												221	A	New Orleans	52 70
												244	H	Nicholls St.	61 73
												258	A	A&M-Corpus Christi	49 50
												261	H	McNeese	74 86
												286	H	Southeastern La.	61 76
												313	A	Incarnate Word	58 56
												332	A	Sam Houston St.	69 61
												333	A	La.-Monroe	73 77
LAST 12 Division I GAMES:															
125	A	Central Ark.	56 64	332	A	Sam Houston St.	69 61								
123	H	SFA	54 76	214	A	Abilene Christian	68 80								
258	A	A&M-Corpus Christi	49 50	244	H	Nicholls St.	61 73								
313	A	Incarnate Word	58 56	221	A	New Orleans	52 70								
261	H	McNeese	74 86	109	H	Lamar University	51 79								
286	H	Southeastern La.	61 76	173	A	Louisiana Tech	62 85								

Non-Div I Games: LeTourneau 88 43 Paul Quinn 74 54 Jarvis Christian 78 30 Huston-Tillotson 76 72 Houston Baptist

Average RPI Win: 299
Average RPI Loss: 161

WON-LOST
RECORD

WINNING
PCT. RANK

LAST 10
GAMES

STRENGTH OF
SCHEDULE

OPP. STRENGTH
OF SCHEDULE

TEAM
RPI

ADJ.
RPI

CONF.
RPI

ADJ CONF.
RPI

DIV. I ONLY	9- 13	222	5- 4	196	344	241	241	31	31
DIV. I NON-CONF.	4- 9	249	1- 1	51	307	218	218	31	31
TOTALS	RPI 1-25	RPI 26-50	W-L RECORDS	RPI 51-100	RPI 101-999	RPI 201+			
9- 13	0- 2	0- 0	OVERALL	0- 1	9- 10	9- 4			
6- 4	0- 0	0- 0	HOME	0- 0	6- 4	6- 1			
3- 9	0- 0	0- 0	AWAY	0- 0	3- 1	3- 1			
0- 0	0- 0	0- 0	NEUTRAL	0- 0	0- 0	0- 0			
4- 9	0- 2	0- 0	NON-CONFERENCE	0- 1	4- 6	4- 1			
4- 2	0- 0	0- 0	HOME	0- 0	4- 2	4- 0			
0- 7	0- 2	0- 0	AWAY	0- 1	0- 4	0- 1			
0- 0	0- 0	0- 0	NEUTRAL	0- 0	0- 0	0- 0			
5- 4	0- 0	0- 0	CONFERENCE	0- 0	5- 4	5- 3			
2- 2	0- 0	0- 0	HOME	0- 0	2- 2	2- 1			
3- 2	0- 0	0- 0	AWAY	0- 0	3- 2	3- 2			
0- 0	0- 0	0- 0	NEUTRAL	0- 0	0- 0	0- 0			

RPI	S	Opponent	Score	RPI	S	Opponent	Score	RPI	S	Opponent	Score	RPI	S	Opponent	Score	Team's RPI: 241
15	A	Maryland	49 111					60	A	Mercer	44 70	113	H	Brown	81 85	
20	A	Georgia	47 87									124	A	Georgetown	41 93	
												128	H	Bethune-Cookman	55 59	
												137	A	Cincinnati	53 87	
												140	H	William & Mary	71 83	
												199	A	Siena	61 72	
												226	H	N. C. A&T	68 76	
												247	H	Campbell	63 61	
												264	H	Fairleigh Dickinson	68 65	
												274	A	Morgan St.	68 61	
												275	H	St. Francis Brooklyn	72 69	
												288	A	Vermont	65 88	
												294	H	FIU	69 62	
												305	A	UMES	52 58	
												322	A	South Carolina St.	68 58	
												334	H	N. C. Central	69 54	
												340	A	Savannah St.	87 59	
												342	A	Florida A&M	59 74	
												342	H	Florida A&M	76 65	
LAST 12 Division I GAMES:																
274	A	Morgan St.	68 61	322	A	South Carolina St.	68 58									
342	H	Florida A&M	76 65	128	H	Bethune-Cookman	55 59									
305	A	UMES	52 58	342	A	Florida A&M	59 74									
226	H	N. C. A&T	68 76	113	H	Brown	81 85									
334	H	N. C. Central	69 54	247	H	Campbell	63 61									
340	A	Savannah St.	87 59	60	A	Mercer	44 70									

Howard

Howard

Non-Div I Games:

Howard

Loss, Non-Conf, S Site, H Home A Away N Neutral

Average RPI	Win: 209	WON-LOST RECORD	WINNING PCT. RANK	LAST 10 GAMES	STRENGTH OF SCHEDULE	OPP. STRENGTH OF SCHEDULE	TEAM RPI	ADJ. RPI	CONF. RPI	ADJ. CONF. RPI
Average RPI	Loss: 37									
DIV. I ONLY	16- 5	42	8- 2	170	105	64	64	11	11	
DIV. I NON-CONF.	7- 3	74	0- 1	237	29	79	79	13	13	

TOTALS	RPI 1-25	RPI 26-50	W-L RECORDS	RPI 51-100	RPI 101-999	RPI 201+				
16- 5	0- 3	0- 1	OVERALL	3- 1	13- 0	9- 0				
4- 2	0- 1	0- 0	HOME	0- 1	4- 0	4- 0				
11- 3	0- 2	0- 1	AWAY	2- 0	9- 0	5- 0				
1- 0	0- 0	0- 0	NEUTRAL	1- 0	0- 0	0- 0				
7- 3	0- 1	0- 1	NON-CONFERENCE	2- 1	5- 0	3- 0				
1- 1	0- 0	0- 0	HOME	0- 1	1- 0	1- 0				
5- 2	0- 1	0- 1	AWAY	1- 0	4- 0	2- 0				
1- 0	0- 0	0- 0	NEUTRAL	1- 0	0- 0	0- 0				
9- 2	0- 2	0- 0	CONFERENCE	1- 0	8- 0	6- 0				
3- 1	0- 1	0- 0	HOME	0- 0	3- 0	3- 0				
6- 1	0- 1	0- 0	AWAY	1- 0	5- 0	3- 0				
0- 0	0- 0	0- 0	NEUTRAL	0- 0	0- 0	0- 0				

RPI 1-25				RPI 26-50				RPI 51-100				RPI 101+			
RPI	S	Opponent	Score	RPI	S	Opponent	Score	RPI	S	Opponent	Score	RPI	S	Opponent	Score
13	A	Green Bay	45 52	47	A	UCF	59 63	77	N	Wyoming	65 59	114	A	Milwaukee	70 68
13	H	Green Bay	34 60					80	A	Ohio	76 52	127	A	Cleveland St.	77 64
25	A	DePaul	71 85					87	H	Miami (OH)	83 96	154	A	UNI	54 48
								95	A	Wright St.	64 61	176	A	Memphis	80 57
												203	H	Oakland	80 64
												228	A	Youngstown St.	65 43
												240	A	Northern Ky.	71 35
												257	H	Indiana St.	86 57
												310	H	Detroit Mercy	90 62
												317	A	Ill. -Chicago	82 46
												317	H	Ill. -Chicago	68 43
												321	A	Ga. Southern	72 52
												329	A	Tennessee Tech	68 54

LAST 12 Division I GAMES:															
317	H	Ill. -Chicago	68 43	203	H	Oakland	80 64	310	H	Detroit Mercy	90 62	228	A	Youngstown St.	65 43
13	A	Green Bay	45 52	80	A	Ohio	76 52	127	A	Cleveland St.	77 64	317	A	Ill. -Chicago	82 46
114	A	Milwaukee	70 68	87	H	Miami (OH)	83 96	154	A	UNI	54 48	176	A	Memphis	80 57
95	A	Wright St.	64 61	95	A	Wright St.	64 61	203	H	Oakland	80 64	228	A	Youngstown St.	65 43
240	A	Northern Ky.	71 35					240	A	Northern Ky.	71 35	257	H	Indiana St.	86 57
13	H	Green Bay	34 60					257	H	Indiana St.	86 57	310	H	Detroit Mercy	90 62
								310	H	Detroit Mercy	90 62	317	A	Ill. -Chicago	82 46
								317	H	Ill. -Chicago	68 43	317	H	Ill. -Chicago	68 43
								321	A	Ga. Southern	72 52	321	A	Ga. Southern	72 52
								329	A	Tennessee Tech	68 54	329	A	Tennessee Tech	68 54

Non-Div I Games: Georgetown (KY) 85 52

IUPUI

Average RPI Win:	196	WON-LOST	WINNING	LAST 10	STRENGTH OF	OPP. STRENGTH	TEAM	ADJ.	CONF.	ADJ CONF.
Average RPI Loss:	127	RECORD	PCT. RANK	GAMES	SCHEDULE	OF SCHEDULE	RPI	RPI	RPI	RPI
DIV. I ONLY	11- 10	158	7- 3	205	87	162	162	19	19	
DIV. I NON-CONF.	3- 7	254	0- 0	68	84	174	174	15	15	

TOTALS	RPI 1-25	RPI 26-50	W-L RECORDS	RPI 51-100	RPI 101-999	RPI 201+				
11- 10	0- 1	1- 2	OVERALL	0- 2	10- 5	4- 3				
6- 4	0- 0	0- 1	HOME	0- 1	6- 2	4- 1				
5- 5	0- 0	1- 0	AWAY	0- 0	4- 0	0- 0				
0- 1	0- 0	0- 0	NEUTRAL	0- 1	0- 0	0- 0				
3- 7	0- 1	0- 1	NON-CONFERENCE	0- 2	3- 3	1- 2				
1- 3	0- 0	0- 0	HOME	0- 1	1- 2	1- 1				
2- 3	0- 1	0- 1	AWAY	0- 0	2- 1	0- 1				
0- 1	0- 0	0- 0	NEUTRAL	0- 1	0- 0	0- 0				
8- 3	0- 0	1- 1	CONFERENCE	0- 0	7- 2	3- 1				
5- 1	0- 0	0- 1	HOME	0- 0	5- 0	3- 0				
3- 2	0- 0	1- 0	AWAY	0- 0	2- 2	0- 1				
0- 0	0- 0	0- 0	NEUTRAL	0- 0	0- 0	0- 0				

RPI 1-25				RPI 26-50				RPI 51-100				RPI 101+ Team's RPI: 162			
RPI	S	Opponent	Score	RPI	S	Opponent	Score	RPI	S	Opponent	Score	RPI	S	Opponent	Score
5	A	Ohio St.	56 99	31	A	Northern Colo.	79 71	63	N	TCU	76 86	118	A	Colorado St.	83 69
				31	H	Northern Colo.	72 78	77	H	Wyoming	64 70	153	A	Portland St.	101 90
				33	A	Arizona St.	33 77					153	H	Portland St.	61 60
												156	A	North Dakota	78 64
												156	H	North Dakota	80 75
												169	H	Washington	69 81
												184	A	CSUN	80 75
												194	A	Eastern Wash.	64 71
												204	H	Seattle U	60 68
												214	A	Abilene Christian	72 82
												284	A	Sacramento St.	64 79
												284	H	Sacramento St.	101 66
												299	H	Cal St. Fullerton	80 60
												302	H	Southern Utah	74 51
												325	H	Northern Ariz.	83 68

LAST 12 Division I GAMES:															
284	H	Sacramento St.	101 66	194	A	Eastern Wash.	64 71								
153	H	Portland St.	61 60	153	A	Portland St.	101 90								
156	A	North Dakota	78 64	284	A	Sacramento St.	64 79								
31	A	Northern Colo.	79 71	31	H	Northern Colo.	72 78								
325	H	Northern Ariz.	83 68	156	H	North Dakota	80 75								
302	H	Southern Utah	74 51	33	A	Arizona St.	33 77								

Non-Div I Games: Eastern Ore. 84 70

Idaho

Loss,
Non-Conf,
S Site,
H Home
A Away
N Neutral

Average RPI Win:	246	WON-LOST	WINNING	LAST 10	STRENGTH OF	OPP. STRENGTH	TEAM	ADJ.	CONF.	ADJ CONF.
Average RPI Loss:	144	RECORD	PCT. RANK	GAMES	SCHEDULE	OF SCHEDULE	RPI	RPI	RPI	RPI
DIV. I ONLY	12- 7	106	6- 4	330	149	171	171	19	19	
DIV. I NON-CONF.	6- 3	87	1- 0	294	170	106	106	15	15	

TOTALS	RPI 1-25	RPI 26-50	W-L RECORDS	RPI 51-100	RPI 101-999	RPI 201+				
12- 7	0- 0	0- 1	OVERALL	0- 2	12- 4	8- 2				
4- 2	0- 0	0- 1	HOME	0- 0	4- 1	3- 0				
8- 5	0- 0	0- 0	AWAY	0- 0	8- 0	5- 0				
0- 0	0- 0	0- 0	NEUTRAL	0- 0	0- 0	0- 0				
6- 3	0- 0	0- 0	NON-CONFERENCE	0- 2	6- 1	4- 1				
1- 0	0- 0	0- 0	HOME	0- 0	1- 0	1- 0				
5- 3	0- 0	0- 0	AWAY	0- 2	5- 1	3- 1				
0- 0	0- 0	0- 0	NEUTRAL	0- 0	0- 0	0- 0				
6- 4	0- 0	0- 1	CONFERENCE	0- 0	6- 3	4- 1				
3- 2	0- 0	0- 1	HOME	0- 0	3- 1	2- 0				
3- 2	0- 0	0- 0	AWAY	0- 0	3- 2	2- 1				
0- 0	0- 0	0- 0	NEUTRAL	0- 0	0- 0	0- 0				

RPI 1-25				RPI 26-50				RPI 51-100				RPI 101+				Team's RPI: 171
RPI	S	Opponent	Score	RPI	S	Opponent	Score	RPI	S	Opponent	Score	RPI	S	Opponent	Score	
				31	H	Northern Colo.	57 63	77	A	Wyoming	53 61	141	A	Weber St.	73 84	
								83	A	Washington St.	55 72	141	H	Weber St.	70 76	
												153	A	Portland St.	88 59	
												156	H	North Dakota	57 46	
												169	A	Washington	79 59	
												179	A	UC Irvine	78 72	
												204	A	Seattle U	74 69	
												236	A	Pepperdine	74 80	
												255	A	Hawaii	64 62	
												284	A	Sacramento St.	85 71	
												292	H	Utah St.	64 44	
												302	A	Southern Utah	70 76	
												302	H	Southern Utah	66 39	
												309	A	Utah Valley	70 58	
												325	A	Northern Ari z.	75 55	
												325	H	Northern Ari z.	76 59	
LAST 12 Division I GAMES:																
				302	H	Southern Utah	66 39	156	H	North Dakota	57 46					
				325	H	Northern Ari z.	76 59	325	A	Northern Ari z.	75 55					
				141	A	Weber St.	73 84	302	A	Southern Utah	70 76					
				284	A	Sacramento St.	85 71	141	H	Weber St.	70 76					
				153	A	Portland St.	88 59	309	A	Utah Valley	70 58					
				31	H	Northern Colo.	57 63	255	A	Hawaii	64 62					

Non-Div I Games: Westminster (UT) 83 45 Col. of Idaho 89 32

Idaho St.

Average RPI Win:	274	WON-LOST	WINNING	LAST 10	STRENGTH OF	OPP. STRENGTH	TEAM	ADJ.	CONF.	ADJ CONF.
Average RPI Loss:	180	RECORD	PCT. RANK	GAMES	SCHEDULE	OF SCHEDULE	RPI	RPI	RPI	RPI
DIV. I ONLY	5- 15	298	0- 10	276	274	317	317	11	11	
DIV. I NON-CONF.	5- 4	146	0- 1	346	347	318	318	13	13	

TOTALS	RPI 1-25	RPI 26-50	W-L RECORDS	RPI 51-100	RPI 101-999	RPI 201+				
5- 15	0- 1	0- 0	OVERALL	0- 3	5- 11	4- 8				
4- 6	0- 0	0- 0	HOME	0- 1	4- 5	3- 4				
1- 9	0- 1	0- 0	AWAY	0- 2	1- 6	1- 4				
0- 0	0- 0	0- 0	NEUTRAL	0- 0	0- 0	0- 0				
5- 4	0- 0	0- 0	NON-CONFERENCE	0- 0	5- 4	4- 4				
4- 2	0- 0	0- 0	HOME	0- 0	4- 2	3- 2				
1- 2	0- 0	0- 0	AWAY	0- 0	1- 2	1- 2				
0- 0	0- 0	0- 0	NEUTRAL	0- 0	0- 0	0- 0				
0- 11	0- 1	0- 0	CONFERENCE	0- 3	0- 7	0- 4				
0- 4	0- 0	0- 0	HOME	0- 1	0- 3	0- 2				
0- 7	0- 1	0- 0	AWAY	0- 2	0- 4	0- 2				
0- 0	0- 0	0- 0	NEUTRAL	0- 0	0- 0	0- 0				

RPI 1-25				RPI 26-50				RPI 51-100				RPI 101+ Team's RPI: 317			
RPI	S	Opponent	Score	RPI	S	Opponent	Score	RPI	S	Opponent	Score	RPI	S	Opponent	Score
13	A	Green Bay	36 65					64	A	IUPUI	43 68	114	A	Milwaukee	44 59
								64	H	IUPUI	46 82	114	H	Milwaukee	53 76
								95	A	Wright St.	50 60	127	A	Cleveland St.	67 70
												200	H	Eastern Mich.	73 70
												203	H	Oakland	63 67
												228	A	Youngstown St.	63 76
												240	A	Northern Ky.	53 61
												246	A	Bradley	48 58
												251	H	North Texas	70 67
												257	H	Indiana St.	55 46
												273	H	Santa Clara	36 45
												297	A	Loyola Chi cago	55 57
												308	H	Jackson St.	63 76
												310	H	Detroit Mercy	58 61
												316	A	Fort Wayne	67 51
												348	H	Evansville	96 77

LAST 12 Division I GAMES:															
64	A	IUPUI	43 68	310	H	Detroit Mercy	58 61								
114	A	Milwaukee	44 59	203	H	Oakland	63 67								
13	A	Green Bay	36 65	127	A	Cleveland St.	67 70								
240	A	Northern Ky.	53 61	228	A	Youngstown St.	63 76								
95	A	Wright St.	50 60	64	H	IUPUI	46 82								
114	H	Milwaukee	53 76	297	A	Loyola Chi cago	55 57								

Non-Div I Games: Bethel (IN) 66 46 Ind.-Northwest 74 56

Average RPI Win:	247	WON-LOST	WINNING	LAST 10	STRENGTH OF	OPP. STRENGTH	TEAM	ADJ.	CONF.	ADJ CONF.
Average RPI Loss:	65	RECORD	PCT. RANK	GAMES	SCHEDULE	OF SCHEDULE	RPI	RPI	RPI	RPI
DIV. I ONLY	9- 16	256	0- 10	87	68	202	202	3	3	
DIV. I NON-CONF.	9- 5	99	0- 1	225	162	141	141	4	4	

TOTALS	RPI 1-25	RPI 26-50	W-L RECORDS	RPI 51-100	RPI 101-999	RPI 201+				
9- 16	0- 4	0- 3	OVERALL	0- 6	9- 3	6- 0				
6- 8	0- 1	0- 1	HOME	0- 3	6- 3	6- 0				
1- 8	0- 3	0- 2	AWAY	0- 3	1- 0	0- 0				
2- 0	0- 0	0- 0	NEUTRAL	0- 0	2- 0	0- 0				
9- 5	0- 1	0- 1	NON-CONFERENCE	0- 2	9- 1	6- 0				
6- 2	0- 0	0- 0	HOME	0- 1	6- 1	6- 0				
1- 3	0- 1	0- 1	AWAY	0- 1	1- 0	0- 0				
2- 0	0- 0	0- 0	NEUTRAL	0- 0	2- 0	0- 0				
0- 11	0- 3	0- 2	CONFERENCE	0- 4	0- 2	0- 0				
0- 6	0- 1	0- 1	HOME	0- 2	0- 2	0- 0				
0- 5	0- 2	0- 1	AWAY	0- 2	0- 0	0- 0				
0- 0	0- 0	0- 0	NEUTRAL	0- 0	0- 0	0- 0				

RPI 1-25				RPI 26-50				RPI 51-100				RPI 101+ Team's RPI: 202			
RPI	S	Opponent	Score	RPI	S	Opponent	Score	RPI	S	Opponent	Score	RPI	S	Opponent	Score
14	A	Rutgers	37 76	34	H	Purdue	54 73	52	H	Virginia Tech	49 96	107	H	Western Ill.	67 77
15	A	Maryland	65 100	35	A	Michigan	42 86	57	A	Nebraska	47 62	168	N	Wichita St.	68 67
18	A	Missouri	55 72	38	A	FGCU	61 85	57	H	Nebraska	72 80	176	A	Memphis	63 47
22	H	Iowa	71 84					59	H	Michigan St.	55 67	179	N	UC Irvine	65 59
								79	A	Penn St.	59 68	185	H	Wisconsin	61 70
								82	A	New Mexico	68 97	192	H	Northwestern	59 74
												229	H	Austin Peay	59 47
												246	H	Bradley	74 62
												257	H	Indiana St.	81 52
												310	H	Detroit Mercy	73 65
												316	H	Fort Wayne	64 50
												343	H	Chicago St.	66 56

LAST 12 Division I GAMES:															
34	H	Purdue	54 73	57	H	Nebraska	72 80								
57	A	Nebraska	47 62	22	H	Iowa	71 84								
185	H	Wisconsin	61 70	14	A	Rutgers	37 76								
79	A	Penn St.	59 68	192	H	Northwestern	59 74								
35	A	Michigan	42 86	15	A	Maryland	65 100								
59	H	Michigan St.	55 67	18	A	Missouri	55 72								

Non-Div I Games:

Illinois

Average RPI Win: 239	WON-LOST RECORD	WINNING PCT. RANK	LAST 10 GAMES	STRENGTH OF SCHEDULE	OPP. STRENGTH OF SCHEDULE	TEAM RPI	ADJ. RPI	CONF. RPI	ADJ CONF. RPI
Average RPI Loss: 175									
DIV. I ONLY	10- 12	205	4- 6	297	246	267	267	24	24
DIV. I NON-CONF.	6- 5	153	1- 0	228	215	191	191	22	22

TOTALS	RPI 1-25	RPI 26-50	W-L RECORDS	RPI 51-100	RPI 101-999	RPI 201+			
10- 12	0- 0	0- 0	OVERALL	0- 2	10- 10	6- 5			
7- 6	0- 0	0- 0	HOME	0- 2	7- 4	4- 1			
2- 6	0- 0	0- 0	AWAY	0- 0	2- 1	2- 1			
1- 0	0- 0	0- 0	NEUTRAL	0- 0	1- 0	0- 0			
6- 5	0- 0	0- 0	NON-CONFERENCE	0- 1	6- 4	3- 1			
4- 2	0- 0	0- 0	HOME	0- 1	4- 1	2- 0			
1- 3	0- 0	0- 0	AWAY	0- 0	1- 3	1- 1			
1- 0	0- 0	0- 0	NEUTRAL	0- 0	1- 0	0- 0			
4- 7	0- 0	0- 0	CONFERENCE	0- 1	4- 6	3- 4			
3- 4	0- 0	0- 0	HOME	0- 1	3- 3	2- 1			
1- 3	0- 0	0- 0	AWAY	0- 0	1- 3	1- 3			
0- 0	0- 0	0- 0	NEUTRAL	0- 0	0- 0	0- 0			

RPI 1-25				RPI 26-50				RPI 51-100				RPI 101+				Team's RPI: 267	
RPI	S	Opponent	Score	RPI	S	Opponent	Score	RPI	S	Opponent	Score	RPI	S	Opponent	Score		
								86	H	Drake	58	65	111	A	George Mason	37	56
								96	H	Butler	45	56	114	A	Milwaukee	59	61
													118	H	Missouri St.	50	56
													127	H	Cleveland St.	47	56
													134	N	Northeastern	65	55
													142	H	SIUE	62	47
													144	H	Southern Ill.	49	46
													154	H	UNI	36	58
													200	H	Eastern Mich.	65	56
													203	A	Oakland	43	64
													240	H	Northern Ky.	49	37
													246	H	Bradley	42	62
													257	A	Indiana St.	49	52
													259	H	UMKC	64	53
													290	A	Valparaiso	50	56
													290	H	Valparaiso	63	55
													297	A	Loyola Chicago	59	62
													297	H	Loyola Chicago	57	49
													335	A	Long Beach St.	59	51
													348	A	Evansville	67	43
LAST 12 Division I GAMES:																	
				290	H	Valparaiso	63	55	144	H	Southern Ill.	49	46				
				297	H	Loyola Chicago	57	49	118	H	Missouri St.	50	56				
				154	H	UNI	36	58	297	A	Loyola Chicago	59	62				
				86	H	Drake	58	65	290	A	Valparaiso	50	56				
				257	A	Indiana St.	49	52	246	H	Bradley	42	62				
				348	A	Evansville	67	43	134	N	Northeastern	65	55				

Average RPI Win: 288	WON-LOST RECORD	WINNING PCT. RANK	LAST 10 GAMES	STRENGTH OF SCHEDULE	OPP. STRENGTH OF SCHEDULE	TEAM RPI	ADJ. RPI	CONF. RPI	ADJ CONF. RPI
Average RPI Loss: 173									
DIV. I ONLY	2- 19	335	2- 8	135	323	313	313	25	25
DIV. I NON-CONF.	0- 10	337	0- 1	12	313	270	270	25	25

TOTALS	RPI 1-25	RPI 26-50	W-L RECORDS	RPI 51-100	RPI 101-999	RPI 201+			
2- 19	0- 0	0- 2	OVERALL	0- 2	2- 15	2- 8			
1- 8	0- 0	0- 0	HOME	0- 1	1- 7	1- 5			
1- 11	0- 0	0- 0	AWAY	0- 0	1- 2	1- 1			
0- 0	0- 0	0- 0	NEUTRAL	0- 0	0- 0	0- 0			
0- 10	0- 0	0- 2	NON-CONFERENCE	0- 2	0- 6	0- 2			
0- 3	0- 0	0- 0	HOME	0- 1	0- 2	0- 1			
0- 7	0- 0	0- 2	AWAY	0- 1	0- 4	0- 1			
0- 0	0- 0	0- 0	NEUTRAL	0- 0	0- 0	0- 0			
2- 9	0- 0	0- 0	CONFERENCE	0- 0	2- 9	2- 6			
1- 5	0- 0	0- 0	HOME	0- 0	1- 5	1- 4			
1- 4	0- 0	0- 0	AWAY	0- 0	1- 4	1- 2			
0- 0	0- 0	0- 0	NEUTRAL	0- 0	0- 0	0- 0			

RPI S Opponent	Score	RPI S Opponent	Score	RPI S Opponent	Score	RPI S Opponent	Score
43 A Oklahoma St.	35 86	76 H South Dakota	51 81	109 A Lamar University	54 77		
48 A Houston	67 98	85 A Utah	31 90	110 A Rice	43 60		
				123 A SFA	49 60		
				125 H Central Ark.	35 57		
				141 A Weber St.	55 79		
				148 H Texas St.	33 74		
				197 A UT Arlington	48 61		
				221 A New Orleans	50 52		
				221 H New Orleans	45 72		
				223 A Texas Tech	54 80		
				244 H Nicholls St.	64 62		
				258 H A&M-Corpus Christi	58 62		
				261 H McNeese	57 66		
				286 A Southeastern La.	54 65		
				287 H Massachusetts	45 64		
				318 H Houston Baptist	56 58		
				332 A Sam Houston St.	56 49		
LAST 12 Division I GAMES:							
286 A Southeastern La.	54 65	123 A SFA	49 60				
258 H A&M-Corpus Christi	58 62	125 H Central Ark.	35 57				
221 H New Orleans	45 72	332 A Sam Houston St.	56 49				
318 H Houston Baptist	56 58	244 H Nicholls St.	64 62				
221 A New Orleans	50 52	261 H McNeese	57 66				
109 A Lamar University	54 77	223 A Texas Tech	54 80				

Non-Div I Games: Mary Hardin-Baylor 76 58

Incarnate Word

Indiana

Indiana

Indiana

Average RPI Win:	289	WON-LOST	WINNING	LAST 10	STRENGTH OF	OPP. STRENGTH	TEAM	ADJ.	CONF.	ADJ CONF.
Average RPI Loss:	127	RECORD	PCT. RANK	GAMES	SCHEDULE	OF SCHEDULE	RPI	RPI	RPI	RPI
DIV. I ONLY	7- 13	259	6- 4	211	217	257	257	24	24	
DIV. I NON-CONF.	1- 9	318	0- 2	77	145	272	272	22	22	

TOTALS	RPI 1-25	RPI 26-50	W-L RECORDS	RPI 51-100	RPI 101-999	RPI 201+				
7- 13	0- 0	0- 1	OVERALL	0- 5	7- 7	7- 2				
3- 7	0- 0	0- 1	HOME	0- 2	3- 4	3- 0				
3- 5	0- 0	0- 0	AWAY	0- 2	3- 3	3- 2				
1- 1	0- 0	0- 0	NEUTRAL	0- 1	1- 0	1- 0				
1- 9	0- 0	0- 1	NON-CONFERENCE	0- 4	1- 4	1- 2				
0- 5	0- 0	0- 1	HOME	0- 2	0- 2	0- 0				
0- 3	0- 0	0- 0	AWAY	0- 1	0- 2	0- 2				
1- 1	0- 0	0- 0	NEUTRAL	0- 1	1- 0	1- 0				
6- 4	0- 0	0- 0	CONFERENCE	0- 1	6- 3	6- 0				
3- 2	0- 0	0- 0	HOME	0- 0	3- 2	3- 0				
3- 2	0- 0	0- 0	AWAY	0- 1	3- 1	3- 0				
0- 0	0- 0	0- 0	NEUTRAL	0- 0	0- 0	0- 0				

RPI	S	Opponent	Score	RPI	S	Opponent	Score	RPI	S	Opponent	Score	RPI	S	Opponent	Score	Team's RPI: 257
27	H	Central Mich.	67	77	64	A	IUPUI	57	86	103	H	Saint Louis	59	60		
					76	N	South Dakota	59	71	118	H	Missouri St.	63	77		
					86	A	Drake	64	85	144	H	Southern Ill.	45	64		
					87	H	Miami (OH)	56	68	154	A	UNI	53	59		
					96	H	Butler	51	60	182	H	Fla. Atlantic	58	66		
										202	A	Illinois	52	81		
										227	N	Montana	57	45		
										246	H	Bradley	65	50		
										267	H	Illinois St.	52	49		
										290	A	Valparaiso	67	54		
										297	A	Loyola Chicago	73	65		
										317	A	Ill.-Chicago	46	55		
										348	A	Evansville	66	57		
										348	H	Evansville	56	48		
LAST 12 Division I GAMES:																
348	A	Evansville	66	57	86	A	Drake	64	85	348	H	Evansville	56	48		
290	A	Valparaiso	67	54	144	H	Southern Ill.	45	64	118	H	Missouri St.	63	77		
297	A	Loyola Chicago	73	65	96	H	Butler	51	60	87	H	Miami (OH)	56	68		
267	H	Illinois St.	52	49												
246	H	Bradley	65	50												
154	A	UNI	53	59												

Non-Div I Games: Missouri S&T 84 51

Indiana St.

Average RPI Win:	344	WON-LOST	WINNING	LAST 10	STRENGTH OF	OPP. STRENGTH	TEAM	ADJ.	CONF.	ADJ CONF.
Average RPI Loss:	186	RECORD	PCT. RANK	GAMES	SCHEDULE	OF SCHEDULE	RPI	RPI	RPI	RPI
DIV. I ONLY	1- 22	347	1- 9	209	276	338	338	28	28	
DIV. I NON-CONF.	0- 11	337	0- 0	116	248	323	323	26	26	

TOTALS	RPI 1-25	RPI 26-50	W-L RECORDS	RPI 51-100	RPI 101-999	RPI 201+				
1- 22	0- 0	0- 0	OVERALL	0- 6	1- 16	1- 10				
1- 10	0- 0	0- 0	HOME	0- 2	1- 8	1- 4				
0- 12	0- 0	0- 0	AWAY	0- 4	0- 8	0- 6				
0- 0	0- 0	0- 0	NEUTRAL	0- 0	0- 0	0- 0				
0- 11	0- 0	0- 0	NON-CONFERENCE	0- 4	0- 7	0- 4				
0- 5	0- 0	0- 0	HOME	0- 1	0- 4	0- 1				
0- 6	0- 0	0- 0	AWAY	0- 3	0- 3	0- 3				
0- 0	0- 0	0- 0	NEUTRAL	0- 0	0- 0	0- 0				
1- 11	0- 0	0- 0	CONFERENCE	0- 2	1- 9	1- 6				
1- 5	0- 0	0- 0	HOME	0- 1	1- 4	1- 3				
0- 6	0- 0	0- 0	AWAY	0- 1	0- 5	0- 3				
0- 0	0- 0	0- 0	NEUTRAL	0- 0	0- 0	0- 0				

RPI 1-25				RPI 26-50				RPI 51-100				RPI 101+				Team's RPI: 338	
RPI	S	Opponent	Score	RPI	S	Opponent	Score	RPI	S	Opponent	Score	RPI	S	Opponent	Score		
								55	A	Duquesne	59	80	133	H	Bucknell	53	60
								61	A	Quinnipiac	47	90	146	H	Kansas	58	72
								61	H	Quinnipiac	38	74	170	A	Marist	55	75
								65	H	Toledo	57	74	177	H	Temple	54	59
								75	A	Fordham	48	78	199	A	Siena	51	64
								98	A	Jacksonville	62	71	199	H	Siena	48	70
													208	A	Stony Brook	46	63
													230	A	Niagara	59	73
													234	H	Hofstra	43	68
													252	A	Manhattan	63	67
													269	H	Rider	49	62
													275	A	St. Francis Brooklyn	63	72
													282	A	Arizona	58	71
													296	H	Canisius	49	53
													298	A	Monmouth	56	68
													298	H	Monmouth	56	62
													344	H	Saint Peter's	52	42

LAST 12 Division I GAMES:																	
				61	A	Quinnipiac	47	90	252	A	Manhattan	63	67				
				170	A	Marist	55	75	298	H	Monmouth	56	62				
				344	H	Saint Peter's	52	42	61	H	Quinnipiac	38	74				
				269	H	Rider	49	62	199	A	Siena	51	64				
				298	A	Monmouth	56	68	296	H	Canisius	49	53				
				199	H	Siena	48	70	230	A	Niagara	59	73				

Non-Div I Games:

Iona

Average RPI Win:	126	WON-LOST	WINNING	LAST 10	STRENGTH OF	OPP. STRENGTH	TEAM	ADJ.	CONF.	ADJ CONF.
Average RPI Loss:	38	RECORD	PCT. RANK	GAMES	SCHEDULE	OF SCHEDULE	RPI	RPI	RPI	RPI
DIV. I ONLY	18- 6	47	5- 5	16	62	22	22	3	3	
DIV. I NON-CONF.	12- 1	6	1- 0	61	102	16	16	4	4	

TOTALS	RPI 1-25	RPI 26-50	W-L RECORDS	RPI 51-100	RPI 101-999	RPI 201+				
18- 6	1- 2	2- 1	OVERALL	5- 3	10- 0	3- 0				
10- 3	1- 1	2- 1	HOME	3- 1	4- 0	1- 0				
5- 3	0- 1	0- 0	AWAY	1- 2	4- 0	1- 0				
3- 0	0- 0	0- 0	NEUTRAL	1- 0	2- 0	1- 0				
12- 1	0- 1	1- 0	NON-CONFERENCE	3- 0	8- 0	2- 0				
7- 1	0- 1	1- 0	HOME	2- 0	4- 0	1- 0				
2- 0	0- 0	0- 0	AWAY	0- 0	2- 0	0- 0				
3- 0	0- 0	0- 0	NEUTRAL	1- 0	2- 0	1- 0				
6- 5	1- 1	1- 1	CONFERENCE	2- 3	2- 0	1- 0				
3- 2	1- 0	1- 1	HOME	1- 1	0- 0	0- 0				
3- 3	0- 1	0- 0	AWAY	1- 2	2- 0	1- 0				
0- 0	0- 0	0- 0	NEUTRAL	0- 0	0- 0	0- 0				

RPI 1-25				RPI 26-50				RPI 51-100				RPI 101+			
RPI	S	Opponent	Score	RPI	S	Opponent	Score	RPI	S	Opponent	Score	RPI	S	Opponent	Score
5	H	Ohio St.	103 89	34	H	Purdue	70 76	56	A	Minnesota	72 77	106	H	Western Mich.	79 56
6	H	Florida St.	93 94	35	H	Michigan	82 72	56	H	Minnesota	92 84	115	A	Iowa St.	61 55
15	A	Maryland	64 80	46	H	Western Ky.	104 97	57	A	Nebraska	65 74	130	H	Northern Ill.	105 80
								57	H	Nebraska	74 92	154	A	UNI	71 47
								59	A	Michigan St.	71 68	166	H	Samford	80 59
								61	H	Quinnipiac	83 67	180	N	Charlotte	77 64
								68	N	Elon	74 61	185	A	Wisconsin	56 46
								86	H	Drake	79 66	202	A	Illinois	84 71
												274	N	Morgan St.	90 46
												337	H	Ark.-Pine Bluff	85 45

LAST 12 Division I GAMES:															
56	H	Minnesota	92 84	34	H	Purdue	70 76	202	A	Illinois	84 71				
59	A	Michigan St.	71 68	15	A	Maryland	64 80	35	H	Michigan	82 72				
57	H	Nebraska	74 92	56	A	Minnesota	72 77	185	A	Wisconsin	56 46				
5	H	Ohio St.	103 89	86	H	Drake	79 66								
56	A	Minnesota	72 77												
57	A	Nebraska	65 74												

Non-Div I Games:

Iowa

Average RPI Win:	175	WON-LOST	WINNING	LAST 10	STRENGTH OF	OPP. STRENGTH	TEAM	ADJ.	CONF.	ADJ CONF.
Average RPI Loss:	56	RECORD	PCT. RANK	GAMES	SCHEDULE	OF SCHEDULE	RPI	RPI	RPI	RPI
DIV. I ONLY	10- 13	213	3- 7	41	30	115	115	5	5	
DIV. I NON-CONF.	6- 5	153	0- 0	187	53	160	160	5	5	

TOTALS	RPI 1-25	RPI 26-50	W-L RECORDS	RPI 51-100	RPI 101-999	RPI 201+				
10- 13	0- 4	1- 2	OVERALL	3- 5	6- 2	5- 0				
6- 6	0- 2	0- 1	HOME	1- 3	5- 0	4- 0				
3- 6	0- 2	1- 0	AWAY	1- 2	1- 2	1- 0				
1- 1	0- 0	0- 1	NEUTRAL	1- 0	0- 0	0- 0				
6- 5	0- 1	0- 1	NON-CONFERENCE	2- 1	4- 2	4- 0				
5- 1	0- 1	0- 0	HOME	1- 0	4- 0	4- 0				
0- 3	0- 0	0- 0	AWAY	0- 1	0- 2	0- 0				
1- 1	0- 0	0- 1	NEUTRAL	1- 0	0- 0	0- 0				
4- 8	0- 3	1- 1	CONFERENCE	1- 4	2- 0	1- 0				
1- 5	0- 1	0- 1	HOME	0- 3	1- 0	0- 0				
3- 3	0- 2	1- 0	AWAY	1- 1	1- 0	1- 0				
0- 0	0- 0	0- 0	NEUTRAL	0- 0	0- 0	0- 0				

RPI 1-25				RPI 26-50				RPI 51-100				RPI 101+ Team's RPI: 115			
RPI	S	Opponent	Score	RPI	S	Opponent	Score	RPI	S	Opponent	Score	RPI	S	Opponent	Score
9	A	Bayl or	49 89	27	N	Central Mich.	60 81	53	A	West Virginia	49 57	121	A	Vanderbilt	74 77
9	H	Bayl or	50 79	30	H	Oklahoma	69 74	53	H	West Virginia	59 69	146	H	Kansas	71 69
10	A	Texas	55 87	43	A	Oklahoma St.	78 69	63	H	TCU	52 75	154	A	UNI	53 57
22	H	Iowa	55 61					76	H	South Dakota	81 76	223	A	Texas Tech	66 54
								86	A	Drake	80 83	242	H	UC Riverside	89 66
								90	A	Kansas St.	80 45	244	H	Nicholls St.	75 47
								90	H	Kansas St.	60 67	259	H	UMKC	61 45
								97	N	Tulane	67 64	334	H	N. C. Central	99 58
LAST 12 Division I GAMES:															
90	A	Kansas St.	80 45	223	A	Texas Tech	66 54	90	H	Kansas St.	60 67				
63	H	TCU	52 75	53	A	West Virginia	49 57	9	A	Bayl or	49 89				
10	A	Texas	55 87	30	H	Oklahoma	69 74	146	H	Kansas	71 69				
43	A	Oklahoma St.	78 69												
53	H	West Virginia	59 69												
9	H	Bayl or	50 79												

Non-Div I Games:

Iowa St.

Average RPI Win:	298	WON-LOST	WINNING	LAST 10	STRENGTH OF	OPP. STRENGTH	TEAM	ADJ.	CONF.	ADJ CONF.
Average RPI Loss:	239	RECORD	PCT. RANK	GAMES	SCHEDULE	OF SCHEDULE	RPI	RPI	RPI	RPI
DIV. I ONLY	9- 7	140	6- 4	349	338	308	308	32	32	
DIV. I NON-CONF.	2- 3	214	0- 0	349	233	344	344	32	32	

TOTALS	RPI 1-25	RPI 26-50	W-L RECORDS	RPI 51-100	RPI 101-999	RPI 201+				
9- 7	0- 0	0- 0	OVERALL	0- 0	9- 7	9- 4				
5- 3	0- 0	0- 0	HOME	0- 0	5- 3	5- 2				
4- 4	0- 0	0- 0	AWAY	0- 0	4- 0	4- 0				
0- 0	0- 0	0- 0	NEUTRAL	0- 0	0- 0	0- 0				
2- 3	0- 0	0- 0	NON-CONFERENCE	0- 0	2- 3	2- 2				
0- 1	0- 0	0- 0	HOME	0- 0	0- 1	0- 1				
2- 2	0- 0	0- 0	AWAY	0- 0	2- 2	2- 1				
0- 0	0- 0	0- 0	NEUTRAL	0- 0	0- 0	0- 0				
7- 4	0- 0	0- 0	CONFERENCE	0- 0	7- 4	7- 2				
5- 2	0- 0	0- 0	HOME	0- 0	5- 2	5- 1				
2- 2	0- 0	0- 0	AWAY	0- 0	2- 2	2- 1				
0- 0	0- 0	0- 0	NEUTRAL	0- 0	0- 0	0- 0				

RPI 1-25				RPI 26-50				RPI 51-100				RPI 101+				Team's RPI: 308
RPI	S	Opponent	Score	RPI	S	Opponent	Score	RPI	S	Opponent	Score	RPI	S	Opponent	Score	
												165	A	Southern U.	76	86
												165	H	Southern U.	58	68
												176	A	Memphi s	53	64
												243	H	Grambl ing	82	70
												244	H	Ni choll s St.	64	90
												249	H	Texas Southern	74	77
												262	H	Prai rie Vi ew	70	61
												277	A	Al corn	74	51
												277	H	Al corn	94	69
												304	H	Al abama A&M	59	43
												317	A	Ill . -Chi cago	76	63
												320	H	Al abama St.	70	61
												332	A	Sam Houston St.	68	74
												337	A	Ark. -Pi ne Bl uff	60	54
												341	A	Mi ssi ssi ppi Val .	61	72
												343	A	Chi cago St.	87	69

LAST 12 Division I GAMES:																
				165	H	Southern U.	58	68	249	H	Texas Southern	74	77			
				277	H	Al corn	94	69	165	A	Southern U.	76	86			
				337	A	Ark. -Pi ne Bl uff	60	54	277	A	Al corn	74	51			
				341	A	Mi ssi ssi ppi Val .	61	72	304	H	Al abama A&M	59	43			
				243	H	Grambl ing	82	70	320	H	Al abama St.	70	61			
				262	H	Prai rie Vi ew	70	61	176	A	Memphi s	53	64			

Non-Div I Games: Philander Smith 88 56 Millsaps 79 41 LSU-Shreveport 85 86 Spring Hill 77 50 Jackson St.

Average RPI Win:	247	WON-LOST	WINNING	LAST 10	STRENGTH OF	OPP. STRENGTH	TEAM	ADJ.	CONF.	ADJ CONF.
Average RPI Loss:	81	RECORD	PCT. RANK	GAMES	SCHEDULE	OF SCHEDULE	RPI	RPI	RPI	RPI
DIV. I ONLY	14- 7	77	8- 2	216	196	98	98	22	22	
DIV. I NON-CONF.	7- 5	132	2- 1	229	178	110	110	21	21	

TOTALS	RPI 1-25	RPI 26-50	W-L RECORDS	RPI 51-100	RPI 101-999	RPI 201+				
14- 7	0- 2	0- 2	OVERALL	0- 1	14- 2	10- 0				
6- 1	0- 0	0- 1	HOME	0- 0	6- 0	5- 0				
7- 6	0- 2	0- 1	AWAY	0- 1	7- 2	4- 0				
1- 0	0- 0	0- 0	NEUTRAL	0- 0	1- 0	1- 0				
7- 5	0- 2	0- 0	NON-CONFERENCE	0- 1	7- 2	5- 0				
3- 0	0- 0	0- 0	HOME	0- 0	3- 0	3- 0				
3- 5	0- 2	0- 0	AWAY	0- 1	3- 2	1- 0				
1- 0	0- 0	0- 0	NEUTRAL	0- 0	1- 0	1- 0				
7- 2	0- 0	0- 2	CONFERENCE	0- 0	7- 0	5- 0				
3- 1	0- 0	0- 1	HOME	0- 0	3- 0	2- 0				
4- 1	0- 0	0- 1	AWAY	0- 0	4- 0	3- 0				
0- 0	0- 0	0- 0	NEUTRAL	0- 0	0- 0	0- 0				

RPI 1-25				RPI 26-50				RPI 51-100				Team's RPI: 98				RPI 101+			
RPI	S	Opponent	Score	RPI	S	Opponent	Score	RPI	S	Opponent	Score	RPI	S	Opponent	Score	RPI	S	Opponent	Score
6	A	Florida St.	50 82	38	A	FGCU	58 63	99	A	Al abama	60 75	102	A	South Ala.	60 58				
19	A	NC State	44 64	38	H	FGCU	63 65					128	A	Bethune-Cookman	68 58				
												167	A	Stetson	61 54				
												167	H	Stetson	73 63				
												172	A	Flori da	59 69				
												193	A	Troy	88 89				
												232	A	North Florida	66 48				
												240	N	Northern Ky.	61 49				
												244	A	Nicholls St.	69 61				
												268	H	Lipscomb	70 48				
												289	H	Kennesaw St.	84 49				
												295	A	USC Upstate	71 45				
												298	H	Monmouth	74 65				
												338	H	Iona	71 62				
												340	H	Savannah St.	74 46				
												346	A	NJIT	88 58				
LAST 12 Division I GAMES:																			
167	A	Stetson	61 54	289	H	Kennesaw St.	84 49	268	H	Lipscomb	70 48	232	A	North Florida	66 48	340	H	Savannah St.	74 46
38	H	FGCU	63 65	63	H	FGCU	63 65	6	A	Florida St.	50 82	240	N	Northern Ky.	61 49				
167	H	Stetson	73 63	73	H	Stetson	73 63												
38	A	FGCU	58 63	58	A	FGCU	58 63												
295	A	USC Upstate	71 45	71	A	USC Upstate	71 45												
346	A	NJIT	88 58	88	A	NJIT	88 58												

Non-Div I Games: Flagler 79 52 Webber Int'l 64 43 Edward Waters 79 58

Jacksonville

Average RPI Win:	270	WON-LOST	WINNING	LAST 10	STRENGTH OF	OPP. STRENGTH	TEAM	ADJ.	CONF.	ADJ CONF.
Average RPI Loss:	153	RECORD	PCT. RANK	GAMES	SCHEDULE	OF SCHEDULE	RPI	RPI	RPI	RPI
DIV. I ONLY	12- 9	131	6- 4	250	307	175	175	26	26	
DIV. I NON-CONF.	4- 5	202	0- 0	246	190	212	212	27	27	

TOTALS	RPI 1-25	RPI 26-50	W-L RECORDS	RPI 51-100	RPI 101-999	RPI 201+				
12- 9	0- 1	0- 0	OVERALL	0- 3	12- 5	12- 3				
7- 2	0- 1	0- 0	HOME	0- 0	7- 1	7- 1				
4- 7	0- 0	0- 0	AWAY	0- 3	4- 0	4- 0				
1- 0	0- 0	0- 0	NEUTRAL	0- 0	1- 0	1- 0				
4- 5	0- 1	0- 0	NON-CONFERENCE	0- 2	4- 2	4- 1				
2- 1	0- 1	0- 0	HOME	0- 0	2- 0	2- 0				
1- 4	0- 0	0- 0	AWAY	0- 2	1- 2	1- 1				
1- 0	0- 0	0- 0	NEUTRAL	0- 0	1- 0	1- 0				
8- 4	0- 0	0- 0	CONFERENCE	0- 1	8- 3	8- 2				
5- 1	0- 0	0- 0	HOME	0- 0	5- 1	5- 1				
3- 3	0- 0	0- 0	AWAY	0- 1	3- 2	3- 1				
0- 0	0- 0	0- 0	NEUTRAL	0- 0	0- 0	0- 0				

RPI 1-25				RPI 26-50				RPI 51-100				RPI 101+ Team's RPI: 175			
RPI	S	Opponent	Score	RPI	S	Opponent	Score	RPI	S	Opponent	Score	RPI	S	Opponent	Score
6	H	Florida St.	51 75					69	A	Belmont	55 71	138	A	Clemson	45 53
								87	A	Miami (OH)	55 58	142	A	SIUE	41 65
								93	A	Seton Hall	54 73	207	N	East Carolina	82 73
												210	H	UT Martin	57 61
												216	A	Morehead St.	67 65
												216	H	Morehead St.	70 64
												219	H	Southeast Mo. St.	55 48
												221	A	New Orleans	59 54
												229	H	Austin Peay	65 47
												304	H	Alabama A&M	49 33
												307	H	Murray St.	97 65
												314	A	Eastern Ky.	44 48
												314	H	Eastern Ky.	65 51
												315	A	Georgia St.	41 55
												331	H	Rhode Island	63 53
												336	A	Tennessee St.	75 56
												345	A	Eastern Ill.	59 50

LAST 12 Division I GAMES:															
142	A	SIUE	41 65	229	H	Austin Peay	65 47	307	H	Murray St.	97 65	69	A	Belmont	55 71
345	A	Eastern Ill.	59 50	307	H	Murray St.	97 65	336	A	Tennessee St.	75 56	216	H	Morehead St.	70 64
219	H	Southeast Mo. St.	55 48	69	A	Belmont	55 71	216	H	Morehead St.	70 64	314	H	Eastern Ky.	65 51
210	H	UT Martin	57 61	336	A	Tennessee St.	75 56	314	H	Eastern Ky.	65 51				
314	A	Eastern Ky.	44 48	216	H	Morehead St.	70 64								
216	A	Morehead St.	67 65												

Non-Div I Games: Stillman 93 38 Brewton-Parker 103 44

Jacksonville St.

Average RPI Win:	208	WON-LOST	WINNING	LAST 10	STRENGTH OF	OPP. STRENGTH	TEAM	ADJ.	CONF.	ADJ CONF.
Average RPI Loss:	52	RECORD	PCT. RANK	GAMES	SCHEDULE	OF SCHEDULE	RPI	RPI	RPI	RPI
DIV. I ONLY	14- 8	98	9- 1	74	103	81	81	10	10	
DIV. I NON-CONF.	4- 7	226	1- 0	49	24	155	155	12	12	
<hr/>										
TOTALS	RPI 1-25	RPI 26-50	W-L RECORDS	RPI 51-100	RPI 101-999	RPI 201+				
14- 8	0- 3	0- 2	OVERALL	3- 2	11- 1	9- 0				
8- 3	0- 2	0- 0	HOME	3- 0	5- 1	5- 0				
6- 4	0- 1	0- 1	AWAY	0- 2	6- 0	4- 0				
0- 1	0- 0	0- 1	NEUTRAL	0- 0	0- 0	0- 0				
4- 7	0- 3	0- 2	NON-CONFERENCE	1- 1	3- 1	3- 0				
3- 3	0- 2	0- 0	HOME	1- 0	2- 1	2- 0				
1- 3	0- 1	0- 1	AWAY	0- 1	1- 0	1- 0				
0- 1	0- 0	0- 1	NEUTRAL	0- 0	0- 0	0- 0				
10- 1	0- 0	0- 0	CONFERENCE	2- 1	8- 0	6- 0				
5- 0	0- 0	0- 0	HOME	2- 0	3- 0	3- 0				
5- 1	0- 0	0- 0	AWAY	0- 1	5- 0	3- 0				
0- 0	0- 0	0- 0	NEUTRAL	0- 0	0- 0	0- 0				

RPI 1-25				RPI 26-50				RPI 51-100				RPI 101+			
RPI	S	Opponent	Score	RPI	S	Opponent	Score	RPI	S	Opponent	Score	RPI	S	Opponent	Score
6	H	Florida St.	63 79	26	N	Villanova	57 60	54	H	Drexel	56 48	134	A	Northeastern	60 57
11	A	Tennessee	60 89	44	A	Dayton	54 82	58	A	St. John's (NY)	64 81	140	A	William & Mary	86 41
14	H	Rutgers	63 76					68	A	Elon	43 50	191	H	Saint Joseph's	66 73
								68	H	Elon	70 67	234	A	Hofstra	55 42
								100	H	Liberty	58 47	234	H	Hofstra	73 56
<hr/>															
Team's RPI: 81															
<hr/>															
LAST 12 Division I GAMES:															
68	A	Elon	43 50	68	H	Elon	70 67	263	H	Towson	69 45	281	H	Bryant	67 36
140	A	William & Mary	86 41	54	H	Drexel	56 48	234	A	Hofstra	55 42	288	A	Vermont	68 56
260	H	Col. of Charleston	67 53	263	H	Towson	69 45	324	H	Wagner	68 45				
234	H	Hofstra	73 56	134	A	Northeastern	60 57								
266	A	UNCW	63 48	234	A	Hofstra	55 42								
260	A	Col. of Charleston	67 45	281	H	Bryant	67 36								

Non-Div I Games:

James Madison

Average RPI Win: 204

Average RPI Loss: 63

WON-LOST
RECORDWINNING
PCT. RANKLAST 10
GAMESSTRENGTH OF
SCHEDULEOPP. STRENGTH
OF SCHEDULETEAM
RPIADJ.
RPICONF.
RPIADJ CONF.
RPIDIV. I ONLY
DIV. I NON-CONF.11- 12
9- 2187
341- 9
0- 073
22765
224146
91146
915
55
5

TOTALS

RPI 1-25

RPI 26-50

W-L RECORDS

RPI 51-100

RPI 101-999

RPI 201+

11- 12

0- 3

0- 2

OVERALL

2- 5

9- 2

7- 1

9- 6

0- 2

0- 0

HOME

2- 3

7- 1

5- 1

2- 6

0- 1

0- 2

AWAY

0- 2

2- 1

2- 0

0- 0

0- 0

0- 0

NEUTRAL

0- 0

0- 0

0- 0

9- 2

0- 0

0- 0

NON-CONFERENCE

1- 2

8- 0

6- 0

8- 1

0- 0

0- 0

HOME

1- 1

7- 0

5- 0

1- 1

0- 0

0- 0

AWAY

0- 1

1- 0

1- 0

0- 0

0- 0

0- 0

NEUTRAL

0- 0

0- 0

0- 0

2- 10

0- 3

0- 2

CONFERENCE

1- 3

1- 2

1- 1

1- 5

0- 2

0- 0

HOME

1- 2

0- 1

0- 1

1- 5

0- 1

0- 2

AWAY

0- 1

1- 1

1- 0

0- 0

0- 0

0- 0

NEUTRAL

0- 0

0- 0

0- 0

RPI 1-25

RPI 26-50

RPI 51-100

RPI 101+

Team's RPI: 146

RPI	S	Opponent	Score
9	H	Bayl or	48 83
10	A	Texas	62 79
10	H	Texas	41 55

RPI	S	Opponent	Score
30	A	Okl ahoma	64 97
43	A	Okl ahoma St.	63 92

RPI	S	Opponent	Score
53	H	West Vi rgini a	54 74
57	H	Nebraska	49 66
58	A	St. John's (NY)	53 65
63	A	TCU	66 76
63	H	TCU	86 77
88	H	Arkansas	71 60
90	H	Kansas St.	59 63

RPI	S	Opponent	Score
110	H	Ri ce	73 65
115	A	Iowa St.	69 71
117	H	Yale	81 75
219	H	Southeast Mo. St.	51 50
223	A	Texas Tech	60 47
223	H	Texas Tech	56 68
247	H	Campbell	66 48
249	H	Texas Southern	72 37
259	H	UMKC	63 48
328	H	Delaware St.	81 49
338	A	Iona	72 58

LAST 12 Division I GAMES:

43	A	Okl ahoma St.	63	92	10	A	Texas	62	79
10	H	Texas	41	55	53	H	West Vi rgini a	54	74
90	H	Kansas St.	59	63	9	H	Bayl or	48	83
30	A	Okl ahoma	64	97	223	A	Texas Tech	60	47
63	A	TCU	66	76	63	H	TCU	86	77
223	H	Texas Tech	56	68	115	A	Iowa St.	69	71

Non-Div I Games:

Kansas

Loss,
 Non-Conf,
 S Site,
 H Home
 A Away
 N Neutral

Average RPI		Win: 175	WON-LOST RECORD	WINNING PCT. RANK	LAST 10 GAMES	STRENGTH OF SCHEDULE	OPP. STRENGTH OF SCHEDULE	TEAM RPI	ADJ. RPI	CONF. RPI	ADJ. CONF. RPI
Loss: 44			13- 11	150	4- 6	39	55	90	90	5	5
DIV. I ONLY			13- 11	150	4- 6	39	55	90	90	5	5
DIV. I NON-CONF.			8- 3	65	0- 0	133	226	89	89	5	5
TOTALS		RPI 1-25		RPI 26-50		W-L RECORDS		RPI 51-100	RPI 101-999		RPI 201+
13- 11	0- 5			1- 3		OVERALL		2- 1	10- 2		5- 0
8- 6	0- 2			1- 1		HOME		0- 1	7- 2		4- 0
4- 4	0- 2			0- 2		AWAY		1- 0	3- 0		1- 0
1- 1	0- 1			0- 0		NEUTRAL		1- 0	0- 0		0- 0
8- 3	0- 2			0- 0		NON-CONFERENCE		1- 0	7- 1		4- 0
6- 1	0- 0			0- 0		HOME		0- 0	6- 1		3- 0
1- 1	0- 1			0- 0		AWAY		0- 0	1- 0		1- 0
1- 1	0- 1			0- 0		NEUTRAL		1- 0	0- 0		0- 0
5- 8	0- 3			1- 3		CONFERENCE		1- 1	3- 1		1- 0
2- 5	0- 2			1- 1		HOME		0- 1	1- 1		1- 0
3- 3	0- 1			0- 2		AWAY		1- 0	2- 0		0- 0
0- 0	0- 0			0- 0		NEUTRAL		0- 0	0- 0		0- 0

RPI 1-25					RPI 26-50					RPI 51-100					RPI 101+				
RPI	S	Opponent	Score		RPI	S	Opponent	Score		RPI	S	Opponent	Score		RPI	S	Opponent	Score	
8	N	UCLA	55	64	30	A	Oklahoma	49	68	53	A	West Virginia	60	52	115	A	Iowa St.	67	60
9	A	Baylor	50	75	30	H	Oklahoma	71	76	63	H	TCU	63	68	115	H	Iowa St.	45	80
9	H	Baylor	58	88	43	A	Oklahoma St.	68	76	79	N	Penn St.	70	65	123	H	SFA	74	49
10	H	Texas	64	75	43	H	Oklahoma St.	80	64						132	H	Little Rock	66	51
18	A	Missouri	59	73											146	A	Kansas	63	59
Team's RPI : 90																			
LAST 12 Division I GAMES:																			
223	H	Texas Tech	83	69	30	H	Oklahoma	71	76										
115	H	Iowa St.	45	80	43	H	Oklahoma St.	80	64										
30	A	Oklahoma	49	68	115	A	Iowa St.	67	60										
146	A	Kansas	63	59	10	H	Texas	64	75										
63	H	TCU	63	68	53	A	West Virginia	60	52										
9	A	Baylor	50	75	43	A	Oklahoma St.	68	76										

Non-Div I Games:

Kansas St.

Average RPI Win:	292	WON-LOST	WINNING	LAST 10	STRENGTH OF	OPP. STRENGTH	TEAM	ADJ.	CONF.	ADJ CONF.
Average RPI Loss:	156	RECORD	PCT. RANK	GAMES	SCHEDULE	OF SCHEDULE	RPI	RPI	RPI	RPI
DIV. I ONLY	6- 13	273	4- 6	317	163	289	289	22	22	
DIV. I NON-CONF.	3- 7	254	1- 1	259	69	246	246	21	21	

TOTALS	RPI 1-25	RPI 26-50	W-L RECORDS	RPI 51-100	RPI 101-999	RPI 201+				
6- 13	0- 1	0- 1	OVERALL	0- 3	6- 8	5- 5				
3- 4	0- 0	0- 1	HOME	0- 0	3- 3	2- 3				
3- 7	0- 0	0- 0	AWAY	0- 2	3- 5	3- 2				
0- 2	0- 1	0- 0	NEUTRAL	0- 1	0- 0	0- 0				
3- 7	0- 1	0- 0	NON-CONFERENCE	0- 2	3- 4	3- 1				
1- 1	0- 0	0- 0	HOME	0- 0	1- 1	1- 1				
2- 4	0- 0	0- 0	AWAY	0- 1	2- 3	2- 0				
0- 2	0- 1	0- 0	NEUTRAL	0- 1	0- 0	0- 0				
3- 6	0- 0	0- 1	CONFERENCE	0- 1	3- 4	2- 4				
2- 3	0- 0	0- 1	HOME	0- 0	2- 2	1- 2				
1- 3	0- 0	0- 0	AWAY	0- 1	1- 2	1- 2				
0- 0	0- 0	0- 0	NEUTRAL	0- 0	0- 0	0- 0				

RPI 1-25				RPI 26-50				RPI 51-100				RPI 101+ Team's RPI: 289			
RPI	S	Opponent	Score	RPI	S	Opponent	Score	RPI	S	Opponent	Score	RPI	S	Opponent	Score
15	N	Maryland	35 89	38	H	FGCU	57 78	62	A	Georgia Tech	48 86	120	A	Ole Miss	63 92
								73	N	Maine	39 75	138	A	Clemson	28 41
								98	A	Jacksonville	49 84	167	H	Stetson	66 49
												189	A	Furman	59 78
												207	H	East Carolina	56 66
												232	A	North Florida	72 77
												254	A	Presbyterian	60 51
												268	H	Lipscomb	62 64
												295	A	USC Upstate	61 65
												295	H	USC Upstate	64 70
												315	H	Georgia St.	71 61
												321	A	Ga. Southern	60 58
												346	A	NJIT	61 58
												346	H	NJIT	80 65
LAST 12 Division I GAMES:															
346	A	NJIT	61 58	98	A	Jacksonville	49 84	232	A	North Florida	72 77	268	H	Lipscomb	62 64
295	H	USC Upstate	64 70	207	H	East Carolina	56 66	321	A	Ga. Southern	60 58	346	A	NJIT	61 58
346	H	NJIT	80 65	315	H	Georgia St.	71 61								
295	A	USC Upstate	61 65												
167	H	Stetson	66 49												
38	H	FGCU	57 78												

Non-Div I Games: Middle Ga. St. 81 65

Kennesaw St.

Average RPI	Win:	215	WON-LOST	WINNING	LAST 10	STRENGTH OF	OPP. STRENGTH	TEAM	ADJ.	CONF.	ADJ CONF.
Average RPI	Loss:	85	RECORD	PCT. RANK	GAMES	SCHEDULE	OF SCHEDULE	RPI	RPI	RPI	RPI
DIV. I ONLY		11- 13	203	3- 7	125	93	136	136	7	7	
DIV. I NON-CONF.		7- 5	132	0- 0	170	107	114	114	8	8	

TOTALS	RPI 1-25		RPI 26-50		W-L RECORDS	RPI 51-100		RPI 101-999		RPI 201+	
11- 13	0- 2		0- 5		OVERALL	1- 1		10- 5		5- 1	
3- 4	0- 0		0- 1		HOME	0- 1		3- 2		1- 0	
6- 6	0- 0		0- 0		AWAY	1- 0		5- 1		3- 0	
2- 3	0- 1		0- 2		NEUTRAL	0- 0		2- 0		1- 0	
7- 5	0- 1		0- 3		NON-CONFERENCE	0- 1		7- 0		5- 0	
1- 1	0- 0		0- 0		HOME	0- 1		1- 0		1- 0	
4- 1	0- 0		0- 1		AWAY	0- 0		4- 0		3- 0	
2- 3	0- 1		0- 2		NEUTRAL	0- 0		2- 0		1- 0	
4- 8	0- 1		0- 2		CONFERENCE	1- 0		3- 5		0- 1	
2- 3	0- 0		0- 1		HOME	0- 0		2- 2		0- 0	
2- 5	0- 1		0- 1		AWAY	1- 0		1- 3		0- 1	
0- 0	0- 0		0- 0		NEUTRAL	0- 0		0- 0		0- 0	

RPI	S	Opponent	Score	RPI	S	Opponent	Score	RPI	S	Opponent	Score	RPI	S	Opponent	Score	Team's RPI: 136
12	N	Stanford	54 79	27	A	Central Mi ch.	84 88	65	A	Toledo	62 55	106	H	Western Mi ch.	61 66	
23	A	Buffalo	42 80	35	A	Mi chi gan	41 54	95	H	Wright St.	60 72	130	A	Northern Ill.	79 81	
				38	N	FGCU	62 80					130	H	Northern Ill.	62 72	
				41	N	Gonzaga	57 77					151	A	Robert Morris	46 31	
				42	H	Ball St.	58 79					176	N	Memphis	70 55	
												198	A	Bowling Green	50 60	
												198	H	Bowling Green	81 57	
												200	A	Eastern Mi ch.	67 60	
												200	H	Eastern Mi ch.	76 69	
												222	A	Akron	60 75	
												228	A	Youngstown St.	55 44	
												240	A	Northern Ky.	59 54	
												286	N	Southeastern La.	81 60	
												310	H	Detroit Mercy	82 74	
												314	A	Eastern Ky.	65 57	

LAST 12 Division I GAMES:																
23	A	Buffalo	42 80	198	A	Bowling Green	50 60									
130	H	Northern Ill.	62 72	27	A	Central Mi ch.	84 88									
198	H	Bowling Green	81 57	200	H	Eastern Mi ch.	76 69									
222	A	Akron	60 75	106	H	Western Mi ch.	61 66									
65	A	Toledo	62 55	130	A	Northern Ill.	79 81									
42	H	Ball St.	58 79	200	A	Eastern Mi ch.	67 60									

Non-Div I Games:

Kent St.

Average RPI Win:	208	WON-LOST	WINNING	LAST 10	STRENGTH OF	OPP. STRENGTH	TEAM	ADJ.	CONF.	ADJ CONF.
Average RPI Loss:	40	RECORD	PCT. RANK	GAMES	SCHEDULE	OF SCHEDULE	RPI	RPI	RPI	RPI
DIV. I ONLY	12- 12	173	4- 6	55	60	108	108	2	2	
DIV. I NON-CONF.	8- 6	143	0- 2	120	154	120	120	2	2	

TOTALS	RPI 1-25	RPI 26-50	W-L RECORDS	RPI 51-100	RPI 101-999	RPI 201+				
12- 12	0- 7	0- 2	OVERALL	3- 1	9- 2	7- 0				
8- 6	0- 5	0- 1	HOME	1- 0	7- 0	6- 0				
4- 6	0- 2	0- 1	AWAY	2- 1	2- 2	1- 0				
0- 0	0- 0	0- 0	NEUTRAL	0- 0	0- 0	0- 0				
8- 6	0- 2	0- 2	NON-CONFERENCE	1- 1	7- 1	7- 0				
6- 2	0- 1	0- 1	HOME	0- 0	6- 0	6- 0				
2- 4	0- 1	0- 1	AWAY	1- 1	1- 1	1- 0				
0- 0	0- 0	0- 0	NEUTRAL	0- 0	0- 0	0- 0				
4- 6	0- 5	0- 0	CONFERENCE	2- 0	2- 1	0- 0				
2- 4	0- 4	0- 0	HOME	1- 0	1- 0	0- 0				
2- 2	0- 1	0- 0	AWAY	1- 0	1- 1	0- 0				
0- 0	0- 0	0- 0	NEUTRAL	0- 0	0- 0	0- 0				

RPI 1-25				RPI 26-50				RPI 51-100				RPI 101+ Team's RPI: 108			
RPI	S	Opponent	Score	RPI	S	Opponent	Score	RPI	S	Opponent	Score	RPI	S	Opponent	Score
4	H	Louisville	63 87	36	H	Cal i forni a	52 62	51	A	Mi ami (FL)	54 65	105	H	Auburn	65 48
9	A	Bayl or	63 90	38	A	FGCU	64 70	83	A	Washi ngton St.	73 68	121	A	Vanderbil t	55 70
11	H	Tennessee	49 63					88	A	Arkansas	76 65	131	A	Mi ddl e Tenn.	57 62
16	A	Texas A&M	70 74					99	H	Al abama	79 54	172	A	Fl ori da	56 53
20	H	Georgi a	42 56									216	H	Morehead St.	86 53
21	H	South Carol i na	64 81									217	H	Gardner-Webb	72 34
24	H	LSU	70 72									227	A	Montana	71 54
												284	H	Sacramento St.	101 70
												329	H	Tennessee Tech	82 54
												330	H	Marshall	69 39
												348	H	Evansville	100 62
LAST 12 Division I GAMES:															
				24	H	LSU	70 72	172	A	Fl ori da	56 53				
				105	H	Auburn	65 48	20	H	Georgi a	42 56				
				88	A	Arkansas	76 65	16	A	Texas A&M	70 74				
				99	H	Al abama	79 54	11	H	Tennessee	49 63				
				21	H	South Carol i na	64 81	131	A	Mi ddl e Tenn.	57 62				
				121	A	Vanderbil t	55 70	36	H	Cal i forni a	52 62				

Average RPI Win:	293	WON-LOST	WINNING	LAST 10	STRENGTH OF	OPP. STRENGTH	TEAM	ADJ.	CONF.	ADJ CONF.
Average RPI Loss:	189	RECORD	PCT. RANK	GAMES	SCHEDULE	OF SCHEDULE	RPI	RPI	RPI	RPI
DIV. I ONLY	9- 13	222	4- 6	318	326	278	278	29	29	
DIV. I NON-CONF.	4- 7	226	0- 1	277	298	267	267	29	29	

TOTALS	RPI 1-25	RPI 26-50	W-L RECORDS	RPI 51-100	RPI 101-999	RPI 201+				
9- 13	0- 0	0- 1	OVERALL	0- 1	9- 11	8- 6				
5- 5	0- 0	0- 1	HOME	0- 1	5- 3	4- 3				
4- 8	0- 0	0- 0	AWAY	0- 0	4- 0	4- 0				
0- 0	0- 0	0- 0	NEUTRAL	0- 0	0- 0	0- 0				
4- 7	0- 0	0- 1	NON-CONFERENCE	0- 1	4- 5	3- 2				
2- 3	0- 0	0- 1	HOME	0- 1	2- 1	1- 1				
2- 4	0- 0	0- 0	AWAY	0- 0	2- 4	2- 1				
0- 0	0- 0	0- 0	NEUTRAL	0- 0	0- 0	0- 0				
5- 6	0- 0	0- 0	CONFERENCE	0- 0	5- 6	5- 4				
3- 2	0- 0	0- 0	HOME	0- 0	3- 2	3- 2				
2- 4	0- 0	0- 0	AWAY	0- 0	2- 4	2- 2				
0- 0	0- 0	0- 0	NEUTRAL	0- 0	0- 0	0- 0				

RPI	S	Opponent	Score	RPI	S	Opponent	Score	RPI	S	Opponent	Score	RPI	S	Opponent	Score
				35	H	Michigan	49 86	84	H	Navy	47 79	111	A	George Mason	70 73
												117	A	Yale	51 62
												129	A	Saint Francis (PA)	71 101
												151	A	Robert Morris	53 60
												160	H	Lehigh	72 69
												178	A	Army West Point	37 71
												245	A	Lafayette	53 69
												252	H	Manhattan	38 72
												264	H	Fairleigh Dickinson	49 61
												275	H	St. Francis Brooklyn	61 59
												281	A	Bryant	56 75
												283	A	Mt. St. Mary's	61 59
												283	H	Mt. St. Mary's	53 48
												285	H	Sacred Heart	46 50
												291	A	Central Conn. St.	61 54
												324	A	Wagner	44 52
												324	H	Wagner	74 69
												327	A	UMBC	66 52
												344	H	Saint Peter's	57 46
												346	A	NJIT	67 49
LAST 12 Division I GAMES:															
				324	A	Wagner	44 52	283	H	Mt. St. Mary's	53 48				
				283	A	Mt. St. Mary's	61 59	324	H	Wagner	74 69				
				264	H	Fairleigh Dickinson	49 61	129	A	Saint Francis (PA)	71 101				
				285	H	Sacred Heart	46 50	151	A	Robert Morris	53 60				
				291	A	Central Conn. St.	61 54	275	H	St. Francis Brooklyn	61 59				
				281	A	Bryant	56 75	84	H	Navy	47 79				

Non-Div I Games:

LIU Brooklyn

Average RPI	Win:	141	WON-LOST	WINNING	LAST 10	STRENGTH OF	OPP. STRENGTH	TEAM	ADJ.	CONF.	ADJ CONF.
Average RPI	Loss:	31	RECORD	PCT. RANK	GAMES	SCHEDULE	OF SCHEDULE	RPI	RPI	RPI	RPI
DIV. I ONLY		15- 6	59	7- 3	33	19	24	24	2	2	
DIV. I NON-CONF.		8- 3	65	2- 0	138	51	52	52	2	2	

TOTALS	RPI 1-25		RPI 26-50		W-L RECORDS		RPI 51-100		RPI 101-999		RPI 201+
15- 6	3- 3		0- 2		OVERALL		1- 1		11- 0		4- 0
8- 1	2- 1		0- 0		HOME		0- 0		6- 0		3- 0
6- 4	1- 1		0- 2		AWAY		1- 1		4- 0		1- 0
1- 1	0- 1		0- 0		NEUTRAL		0- 0		1- 0		0- 0
8- 3	0- 1		0- 2		NON-CONFERENCE		1- 0		7- 0		4- 0
4- 0	0- 0		0- 0		HOME		0- 0		4- 0		3- 0
3- 2	0- 0		0- 2		AWAY		1- 0		2- 0		1- 0
1- 1	0- 1		0- 0		NEUTRAL		0- 0		1- 0		0- 0
7- 3	3- 2		0- 0		CONFERENCE		0- 1		4- 0		0- 0
4- 1	2- 1		0- 0		HOME		0- 0		2- 0		0- 0
3- 2	1- 1		0- 0		AWAY		0- 1		2- 0		0- 0
0- 0	0- 0		0- 0		NEUTRAL		0- 0		0- 0		0- 0

RPI	S	Opponent	Score	RPI	S	Opponent	Score	RPI	S	Opponent	Score	RPI	S	Opponent	Score
3	H	Mississippi St.	70 83	28	A	South Fla.	55 61	97	A	Tulane	73 50	103	N	Saint Louis	71 59
10	N	Texas	66 75	31	A	Northern Colo.	50 58	99	A	Alabama	51 65	105	H	Auburn	59 56
11	H	Tennessee	70 59									108	A	Kentucky	72 70
16	A	Texas A&M	59 69									121	H	Vanderbilt	85 65
18	A	Missouri	69 65									132	A	Little Rock	56 37
20	H	Georgia	71 60									150	H	Louisiana	60 45
												172	A	Florida	66 59
												223	A	Texas Tech	48 40
												244	H	Nicholls St.	65 50
												286	H	Southeastern La.	84 56
												332	H	Sam Houston St.	71 58

LAST 12 Division I GAMES:															
108	A	Kentucky	72 70	99	A	Alabama	51 65	3	H	Mississippi St.	70 83				
20	H	Georgia	71 60					18	A	Missouri	69 65				
11	H	Tennessee	70 59					121	H	Vanderbilt	85 65				
16	A	Texas A&M	59 69					332	H	Sam Houston St.	71 58				
105	H	Auburn	59 56					132	A	Little Rock	56 37				
172	A	Florida	66 59												

Non-Div I Games:

LSU

Average RPI Win:	205	WON-LOST	WINNING	LAST 10	STRENGTH OF	OPP. STRENGTH	TEAM	ADJ.	CONF.	ADJ CONF.
Average RPI Loss:	152	RECORD	PCT. RANK	GAMES	SCHEDULE	OF SCHEDULE	RPI	RPI	RPI	RPI
DIV. I ONLY	8- 16	265	3- 7	136	177	225	225	12	12	
DIV. I NON-CONF.	5- 8	220	0- 1	98	220	153	153	10	10	

TOTALS	RPI 1-25	RPI 26-50	W-L RECORDS	RPI 51-100	RPI 101-999	RPI 201+				
8- 16	0- 0	0- 2	OVERALL	1- 5	7- 9	4- 5				
4- 6	0- 0	0- 2	HOME	1- 0	3- 4	2- 1				
3- 10	0- 0	0- 0	AWAY	0- 5	3- 5	2- 4				
1- 0	0- 0	0- 0	NEUTRAL	0- 0	1- 0	0- 0				
5- 8	0- 0	0- 1	NON-CONFERENCE	1- 3	4- 4	2- 2				
1- 3	0- 0	0- 1	HOME	1- 0	0- 2	0- 1				
3- 5	0- 0	0- 0	AWAY	0- 3	3- 2	2- 1				
1- 0	0- 0	0- 0	NEUTRAL	0- 0	1- 0	0- 0				
3- 8	0- 0	0- 1	CONFERENCE	0- 2	3- 5	2- 3				
3- 3	0- 0	0- 1	HOME	0- 0	3- 2	2- 0				
0- 5	0- 0	0- 0	AWAY	0- 2	0- 3	0- 3				
0- 0	0- 0	0- 0	NEUTRAL	0- 0	0- 0	0- 0				

RPI 1-25				RPI 26-50				RPI 51-100				RPI 101+ Team's RPI: 225			
RPI	S	Opponent	Score	RPI	S	Opponent	Score	RPI	S	Opponent	Score	RPI	S	Opponent	Score
26	H	Villanova	49 76	54	A	Drexel	54 79	103	H	Saint Louis	87 76				
44	H	Dayton	47 76	55	A	Duquesne	50 78	111	H	George Mason	56 69				
				67	A	American	48 66	160	A	Lehigh	69 61				
				71	A	Harvard	61 70	177	H	Temple	52 69				
				89	H	Penn	66 59	183	N	New Hampshire	59 51				
				94	A	George Washington	45 60	185	A	Wisconsin	60 71				
								191	H	Saint Joseph's	64 75				
								211	A	Richmond	51 77				
								238	H	St. Bonaventure	66 63				
								245	A	Lafayette	74 47				
								251	A	North Texas	44 70				
								269	H	Rider	55 76				
								287	A	Massachusetts	66 69				
								293	H	VCU	62 57				
								328	A	Delaware St.	71 48				
								331	A	Rhode Island	63 72				
LAST 12 Division I GAMES:															
103	H	Saint Louis	87 76	55	A	Duquesne	50 78								
287	A	Massachusetts	66 69	238	H	St. Bonaventure	66 63								
94	A	George Washington	45 60	71	A	Harvard	61 70								
191	H	Saint Joseph's	64 75	211	A	Richmond	51 77								
293	H	VCU	62 57	111	H	George Mason	56 69								
331	A	Rhode Island	63 72	44	H	Dayton	47 76								

Non-Div I Games:

La Salle

Average RPI Win: 299

Average RPI Loss: 178

WON-LOST
RECORDWINNING
PCT. RANKLAST 10
GAMESSTRENGTH OF
SCHEDULEOPP. STRENGTH
OF SCHEDULETEAM
RPIADJ.
RPICONF.
RPIADJ CONF.
RPIDIV. I ONLY
DIV. I NON-CONF.2- 17
1- 8330
3131- 9
1- 1189
266294
315333
339333
33923
2323
23

TOTALS

RPI 1-25

RPI 26-50

W-L RECORDS

RPI 51-100

RPI 101-999

RPI 201+

2- 17

0- 0

0- 1

OVERALL

0- 0

2- 16

2- 6

2- 6

0- 0

0- 0

HOME

0- 0

2- 6

2- 3

0- 11

0- 0

0- 1

AWAY

0- 0

0- 2

0- 0

0- 0

0- 0

0- 0

NEUTRAL

0- 0

0- 0

0- 0

1- 8

0- 0

0- 1

NON-CONFERENCE

0- 0

1- 7

1- 4

1- 2

0- 0

0- 0

HOME

0- 0

1- 2

1- 2

0- 6

0- 0

0- 1

AWAY

0- 0

0- 5

0- 2

0- 0

0- 0

0- 0

NEUTRAL

0- 0

0- 0

0- 0

1- 9

0- 0

0- 0

CONFERENCE

0- 0

1- 9

1- 2

1- 4

0- 0

0- 0

HOME

0- 0

1- 4

1- 1

0- 5

0- 0

0- 0

AWAY

0- 0

0- 5

0- 1

0- 0

0- 0

0- 0

NEUTRAL

0- 0

0- 0

0- 0

RPI 1-25

RPI 26-50

RPI 51-100

RPI 101+

Team's RPI: 333

RPI S Opponent Score

RPI S Opponent Score

RPI S Opponent Score

RPI S Opponent Score

43 A Oklahoma St. 58 112

102 H South Ala. 60 67

105 A Auburn 41 67

110 A Rice 47 63

132 A Little Rock 37 57

148 A Texas St. 52 86

150 A Louisiana 55 63

150 H Louisiana 48 76

173 A Louisiana Tech 49 71

193 H Troy 79 86

197 A UT Arlington 61 70

212 A Arkansas St. 62 76

221 H New Orleans 51 89

243 A Grambling 52 61

261 A McNeese 61 65

270 H Appalachian St. 67 71

279 H Coastal Caro. 62 56

318 H Houston Baptist 77 73

319 H Northwestern St. 48 70

LAST 12 Division I GAMES:

150 H Louisiana 48 76

270 H Appalachian St. 67 71

102 H South Ala. 60 67

279 H Coastal Caro. 62 56

193 H Troy 79 86

132 A Little Rock 37 57

197 A UT Arlington 61 70

212 A Arkansas St. 62 76

148 A Texas St. 52 86

43 A Oklahoma St. 58 112

150 A Louisiana 55 63

318 H Houston Baptist 77 73

Non-Div I Games:

Mississippi

73 41

Centenary (LA)

90 53

La. -Monroe

Loss, Non-Conf, S Site, H Home A Away N Neutral

Average RPI Win:	261	WON-LOST	WINNING	LAST 10	STRENGTH OF	OPP. STRENGTH	TEAM	ADJ.	CONF.	ADJ CONF.
Average RPI Loss:	148	RECORD	PCT. RANK	GAMES	SCHEDULE	OF SCHEDULE	RPI	RPI	RPI	RPI
DIV. I ONLY	8- 14	250	3- 7	179	273	245	245	15	15	
DIV. I NON-CONF.	4- 6	214	0- 0	235	333	253	253	18	18	

TOTALS	RPI 1-25	RPI 26-50	W-L RECORDS	RPI 51-100	RPI 101-999	RPI 201+				
8- 14	0- 0	0- 1	OVERALL	0- 4	8- 9	8- 3				
5- 6	0- 0	0- 1	HOME	0- 1	5- 4	5- 2				
3- 8	0- 0	0- 0	AWAY	0- 3	3- 5	3- 1				
0- 0	0- 0	0- 0	NEUTRAL	0- 0	0- 0	0- 0				
4- 6	0- 0	0- 1	NON-CONFERENCE	0- 2	4- 3	4- 2				
3- 2	0- 0	0- 1	HOME	0- 0	3- 1	3- 1				
1- 4	0- 0	0- 0	AWAY	0- 2	1- 2	1- 1				
0- 0	0- 0	0- 0	NEUTRAL	0- 0	0- 0	0- 0				
4- 8	0- 0	0- 0	CONFERENCE	0- 2	4- 6	4- 1				
2- 4	0- 0	0- 0	HOME	0- 1	2- 3	2- 1				
2- 4	0- 0	0- 0	AWAY	0- 1	2- 3	2- 0				
0- 0	0- 0	0- 0	NEUTRAL	0- 0	0- 0	0- 0				

RPI	S	Opponent	Score	RPI	S	Opponent	Score	RPI	S	Opponent	Score	RPI	S	Opponent	Score	Team's RPI: 245
45	H	Princeton	53	54	A	Drexel	52	133	A	Bucknell I	83	133	H	Bucknell I	80	
				67	H	American	74	151	A	Robert Morris	63	160	A	Lehigh	70	
				84	A	Navy	65	178	A	Army West Point	48	178	H	Army West Point	65	
				89	A	Penn	55	206	A	Boston U.	45	224	H	Loyola Maryland	54	
								225	H	La Salle	74	235	A	Holy Cross	65	
								235	H	Holy Cross	69	269	H	Rider	45	
								272	A	Cornell	58	276	H	Colgate	48	
								278	H	LIU Brooklyn	53	324	H	Wagner	52	
								344	A	Saint Peter's	64					
LAST 12 Division I GAMES:																
178	A	Army West Point	48	224	H	Loyola Maryland	54	178	H	Army West Point	65	133	H	Bucknell I	80	
133	H	Bucknell I	80	133	A	Bucknell I	83	276	H	Colgate	48	235	H	Holy Cross	69	
235	H	Holy Cross	69	276	H	Colgate	48	235	A	Holy Cross	65	206	A	Boston U.	45	
206	A	Boston U.	45	235	A	Holy Cross	65	67	H	American	74	67	H	American	74	
67	H	American	74	160	A	Lehigh	70	84	A	Navy	65					
84	A	Navy	65													

Non-Div I Games:

Lafayette

Average RPI Win:	252	WON-LOST	WINNING	LAST 10	STRENGTH OF	OPP. STRENGTH	TEAM	ADJ.	CONF.	ADJ CONF.
Average RPI Loss:	93	RECORD	PCT. RANK	GAMES	SCHEDULE	OF SCHEDULE	RPI	RPI	RPI	RPI
DIV. I ONLY	12- 6	77	9- 1	236	216	109	109	25	25	
DIV. I NON-CONF.	1- 5	300	0- 0	24	15	159	159	25	25	

TOTALS	RPI 1-25	RPI 26-50	W-L RECORDS	RPI 51-100	RPI 101-999	RPI 201+				
12- 6	0- 1	0- 1	OVERALL	0- 1	12- 3	10- 0				
7- 0	0- 0	0- 0	HOME	0- 0	7- 0	6- 0				
4- 5	0- 1	0- 1	AWAY	0- 1	4- 2	4- 0				
1- 1	0- 0	0- 0	NEUTRAL	0- 0	1- 1	0- 0				
1- 5	0- 1	0- 1	NON-CONFERENCE	0- 1	1- 2	0- 0				
0- 0	0- 0	0- 0	HOME	0- 0	0- 0	0- 0				
0- 4	0- 1	0- 1	AWAY	0- 1	0- 1	0- 0				
1- 1	0- 0	0- 0	NEUTRAL	0- 0	1- 1	0- 0				
11- 1	0- 0	0- 0	CONFERENCE	0- 0	11- 1	10- 0				
7- 0	0- 0	0- 0	HOME	0- 0	7- 0	6- 0				
4- 1	0- 0	0- 0	AWAY	0- 0	4- 1	4- 0				
0- 0	0- 0	0- 0	NEUTRAL	0- 0	0- 0	0- 0				

RPI 1-25				RPI 26-50				RPI 51-100				RPI 101+ Team's RPI: 109			
RPI	S	Opponent	Score	RPI	S	Opponent	Score	RPI	S	Opponent	Score	RPI	S	Opponent	Score
9	A	Baylor	62 121	34	A	Purdue	64 79	82	A	New Mexico	58 90	123	H	SFA	79 65
												125	A	Central Ark.	39 51
												130	N	Northern Ill.	90 80
												149	A	Pacific	75 80
												156	N	North Dakota	70 73
												214	H	Abilene Christian	77 71
												221	H	New Orleans	100 77
												244	A	Nicholls St.	76 61
												258	A	A&M-Corpus Christi	70 31
												261	H	McNeese	83 58
												286	A	Southeastern La.	75 58
												313	H	Incarnate Word	77 54
												318	A	Houston Baptist	79 51
												319	H	Northwestern St.	71 44
												332	H	Sam Houston St.	91 44
LAST 12 Division I GAMES:															
319	H	Northwestern St.	71 44	313	H	Incarnate Word	77 54								
123	H	SFA	79 65	286	A	Southeastern La.	75 58								
214	H	Abilene Christian	77 71	125	A	Central Ark.	39 51								
261	H	McNeese	83 58	221	H	New Orleans	100 77								
244	A	Nicholls St.	76 61	258	A	A&M-Corpus Christi	70 31								
332	H	Sam Houston St.	91 44	318	A	Houston Baptist	79 51								

Non-Div I Games: Howard Payne 101 37 Schreiner 116 37 Louisiana Col. 93 62 S' western Assemblies 92 49 Lamar University

Average RPI Win: 232

Average RPI Loss: 161

WON-LOST
RECORDWINNING
PCT. RANKLAST 10
GAMESSTRENGTH OF
SCHEDULEOPP. STRENGTH
OF SCHEDULETEAM
RPIADJ.
RPICONF.
RPIADJ CONF.
RPI

DIV. I ONLY	12- 10	146	5- 5	214	255	160	160	15	15
DIV. I NON-CONF.	5- 5	170	0- 0	326	318	257	257	18	18
TOTALS	RPI 1-25	RPI 26-50	W-L RECORDS	RPI 51-100	RPI 101-999	RPI 201+			
12- 10	0- 0	0- 1	OVERALL	1- 3	11- 6	9- 5			
8- 1	0- 0	0- 0	HOME	1- 0	7- 1	5- 1			
4- 8	0- 0	0- 0	AWAY	0- 3	4- 5	4- 4			
0- 1	0- 0	0- 1	NEUTRAL	0- 0	0- 0	0- 0			
5- 5	0- 0	0- 1	NON-CONFERENCE	0- 1	5- 3	5- 3			
3- 1	0- 0	0- 0	HOME	0- 0	3- 1	3- 1			
2- 3	0- 0	0- 0	AWAY	0- 1	2- 2	2- 2			
0- 1	0- 0	0- 1	NEUTRAL	0- 0	0- 0	0- 0			
7- 5	0- 0	0- 0	CONFERENCE	1- 2	6- 3	4- 2			
5- 0	0- 0	0- 0	HOME	1- 0	4- 0	2- 0			
2- 5	0- 0	0- 0	AWAY	0- 2	2- 3	2- 2			
0- 0	0- 0	0- 0	NEUTRAL	0- 0	0- 0	0- 0			

RPI S Opponent	Score	RPI S Opponent	Score	RPI S Opponent	Score	RPI S Opponent	Score	Team's RPI: 160
26 N Villanova	42 62	56 A Minnesota	73 107	133 A Bucknell I	52 59	133 H Bucknell I	66 62	
		67 A American	64 82	178 H Army West Point	59 55	206 A Boston U.	65 56	
		84 A Navy	50 53	206 H Boston U.	74 58	224 A Loyola Maryland	64 67	
		84 H Navy	66 63	225 H La Salle	61 69	235 A Holy Cross	49 54	
				245 H Lafayette	70 45	256 H Fairfield	56 53	
				272 A Cornell I	62 57	276 A Colgate	59 51	
				278 A LIU Brooklyn	69 72	283 H Mt. St. Mary's	75 71	
				285 A Sacred Heart	55 65	298 A Monmouth	75 57	
				346 H NJIT	64 50			
LAST 12 Division I GAMES:								
133 A Bucknell I	52 59	67 A American	64 82					
206 A Boston U.	65 56	133 H Bucknell I	66 62					
84 A Navy	50 53	206 H Boston U.	74 58					
224 A Loyola Maryland	64 67	235 A Holy Cross	49 54					
178 H Army West Point	59 55	84 H Navy	66 63					
276 A Colgate	59 51	245 H Lafayette	70 45					

Non-Div I Games: Mansfield 77 47

Lehigh

Average RPI Win: 253	WON-LOST RECORD	WINNING PCT. RANK	LAST 10 GAMES	STRENGTH OF SCHEDULE	OPP. STRENGTH OF SCHEDULE	TEAM RPI	ADJ. RPI	CONF. RPI	ADJ CONF. RPI
Average RPI Loss: 104									
DIV. I ONLY	13- 8	111	2- 1	140	282	100	100	27	27
DIV. I NON-CONF.	3- 7	254	0- 1	52	141	146	146	28	28

TOTALS	RPI 1-25	RPI 26-50	W-L RECORDS	RPI 51-100	RPI 101-999	RPI 201+			
13- 8	0- 1	0- 3	OVERALL	0- 2	13- 2	10- 2			
7- 0	0- 0	0- 0	HOME	0- 0	7- 0	6- 0			
5- 6	0- 1	0- 1	AWAY	0- 2	5- 2	4- 2			
1- 2	0- 0	0- 2	NEUTRAL	0- 0	1- 0	0- 0			
3- 7	0- 1	0- 3	NON-CONFERENCE	0- 2	3- 1	2- 1			
1- 0	0- 0	0- 0	HOME	0- 0	1- 0	1- 0			
1- 5	0- 1	0- 1	AWAY	0- 2	1- 1	1- 1			
1- 2	0- 0	0- 2	NEUTRAL	0- 0	1- 0	0- 0			
10- 1	0- 0	0- 0	CONFERENCE	0- 0	10- 1	8- 1			
6- 0	0- 0	0- 0	HOME	0- 0	6- 0	5- 0			
4- 1	0- 0	0- 0	AWAY	0- 0	4- 1	3- 1			
0- 0	0- 0	0- 0	NEUTRAL	0- 0	0- 0	0- 0			

RPI 1-25				RPI 26-50				RPI 51-100				RPI 101+			
RPI	S	Opponent	Score	RPI	S	Opponent	Score	RPI	S	Opponent	Score	RPI	S	Opponent	Score
17	A	Duke	51 68	31	N	Northern Colo.	57 65	81	A	James Madi son	47 58	158	A	High Point	65 42
				35	A	Mi chi gan	50 74	86	A	Drake	68 96	161	H	Radford	61 56
				48	N	Houston	68 75					195	N	Denver	82 69
												217	A	Gardner-Webb	85 60
												217	H	Gardner-Webb	59 41
												247	H	Campbel l	60 42
												248	A	UNC Asheville	41 48
												254	A	Presbyteri an	76 64
												254	H	Presbyteri an	63 55
												287	A	Massachusetts	61 64
												290	H	Val parai so	61 40
												301	H	Charleston So.	63 53
												312	A	Ol d Domi ni on	63 55
												339	H	Winthrop	63 37
												349	A	Longwood	63 51

LAST 12 Di vi si on I GAMES:															
				86	A	Drake	68 96	247	H	Campbel l	60 42				
				217	H	Gardner-Webb	59 41	248	A	UNC Asheville	41 48				
				254	H	Presbyteri an	63 55	217	A	Gardner-Webb	85 60				
				158	A	High Point	65 42	339	H	Winthrop	63 37				
				161	H	Radford	61 56	301	H	Charleston So.	63 53				
				349	A	Longwood	63 51	254	A	Presbyteri an	76 64				

Non-Di v I Games: Shippensburg 105 43 Limestone 68 38

Liberty

Average RPI Win: 305	WON-LOST RECORD	WINNING PCT. RANK	LAST 10 GAMES	STRENGTH OF SCHEDULE	OPP. STRENGTH OF SCHEDULE	TEAM RPI	ADJ. RPI	CONF. RPI	ADJ. CONF. RPI
Average RPI Loss: 153									
DIV. I ONLY	9- 15	241	6- 4	298	268	268	268	22	22
DIV. I NON-CONF.	4- 11	279	2- 1	253	292	281	281	21	21

TOTALS	RPI 1-25	RPI 26-50	W-L RECORDS	RPI 51-100	RPI 101-999	RPI 201+			
9- 15	0- 0	0- 2	OVERALL	0- 4	9- 9	9- 5			
4- 6	0- 0	0- 1	HOME	0- 2	4- 3	4- 2			
5- 9	0- 0	0- 1	AWAY	0- 2	5- 6	5- 3			
0- 0	0- 0	0- 0	NEUTRAL	0- 0	0- 0	0- 0			
4- 11	0- 0	0- 1	NON-CONFERENCE	0- 3	4- 7	4- 4			
2- 4	0- 0	0- 0	HOME	0- 2	2- 2	2- 2			
2- 7	0- 0	0- 1	AWAY	0- 1	2- 5	2- 2			
0- 0	0- 0	0- 0	NEUTRAL	0- 0	0- 0	0- 0			
5- 4	0- 0	0- 1	CONFERENCE	0- 1	5- 2	5- 1			
2- 2	0- 0	0- 1	HOME	0- 0	2- 1	2- 0			
3- 2	0- 0	0- 0	AWAY	0- 1	3- 1	3- 1			
0- 0	0- 0	0- 0	NEUTRAL	0- 0	0- 0	0- 0			

RPI S Opponent	Score	RPI S Opponent	Score	RPI S Opponent	Score	RPI S Opponent	Score	Team's RPI: 268
38 H FGCU	54 68	69 H Belmont	59 91	103 A Saint Louis	57 101			
42 A Ball St.	46 84	96 A Butler	58 70	121 A Vanderbilt	82 92			
		98 A Jacksonville	48 70	131 A Middle Tenn.	48 72			
		99 H Alabama	51 73	167 H Stetson	55 59			
				216 H Morehead St.	55 75			
				229 H Austin Peay	63 71			
				232 A North Florida	73 69			
				260 A Col. of Charleston	69 85			
				289 A Kennesaw St.	64 62			
				295 A USC Upstate	64 80			
				295 H USC Upstate	97 78			
				301 A Charleston So.	58 54			
				304 H Alabama A&M	66 50			
				307 H Murray St.	65 64			
				329 A Tennessee Tech	61 57			
				336 A Tennessee St.	64 71			
				346 A NJIT	74 58			
				346 H NJIT	66 58			
LAST 12 Division I GAMES:								
295 A USC Upstate	64 80	232 A North Florida	73 69					
346 H NJIT	66 58	98 A Jacksonville	48 70					
295 H USC Upstate	97 78	289 A Kennesaw St.	64 62					
346 A NJIT	74 58	304 H Alabama A&M	66 50					
38 H FGCU	54 68	121 A Vanderbilt	82 92					
167 H Stetson	55 59	329 A Tennessee Tech	61 57					

Non-Div I Games:

Lipscomb

Average RPI Win:	228	WON-LOST	WINNING	LAST 10	STRENGTH OF	OPP. STRENGTH	TEAM	ADJ.	CONF.	ADJ CONF.
Average RPI Loss:	88	RECORD	PCT. RANK	GAMES	SCHEDULE	OF SCHEDULE	RPI	RPI	RPI	RPI
DIV. I ONLY	14- 8	98	10- 0	213	100	132	132	23	23	
DIV. I NON-CONF.	3- 8	268	0- 1	38	2	185	185	23	23	

TOTALS	RPI 1-25	RPI 26-50	W-L RECORDS	RPI 51-100	RPI 101-999	RPI 201+				
14- 8	0- 3	1- 0	OVERALL	0- 1	13- 4	8- 0				
10- 3	0- 1	1- 0	HOME	0- 0	9- 2	4- 0				
4- 5	0- 2	0- 0	AWAY	0- 1	4- 2	4- 0				
0- 0	0- 0	0- 0	NEUTRAL	0- 0	0- 0	0- 0				
3- 8	0- 3	1- 0	NON-CONFERENCE	0- 1	2- 4	0- 0				
3- 3	0- 1	1- 0	HOME	0- 0	2- 2	0- 0				
0- 5	0- 2	0- 0	AWAY	0- 1	0- 2	0- 0				
0- 0	0- 0	0- 0	NEUTRAL	0- 0	0- 0	0- 0				
11- 0	0- 0	0- 0	CONFERENCE	0- 0	11- 0	8- 0				
7- 0	0- 0	0- 0	HOME	0- 0	7- 0	4- 0				
4- 0	0- 0	0- 0	AWAY	0- 0	4- 0	4- 0				
0- 0	0- 0	0- 0	NEUTRAL	0- 0	0- 0	0- 0				

RPI 1-25				RPI 26-50				RPI 51-100				RPI 101+ Team's RPI: 132			
RPI	S	Opponent	Score	RPI	S	Opponent	Score	RPI	S	Opponent	Score	RPI	S	Opponent	Score
3	A	Mississippi St.	48 86	30	H	Oklahoma	68 56	90	A	Kansas St.	51 66	103	A	Saint Louis	45 48
16	A	Texas A&M	49 66									110	A	Rice	51 58
24	H	LSU	37 56									118	H	Missouri St.	63 51
												148	H	Texas St.	63 48
												150	H	Louisiana	78 43
												173	H	Louisiana Tech	49 58
												176	H	Memphis	86 57
												186	H	Tulsa	61 74
												197	H	UT Arlington	59 57
												212	H	Arkansas St.	53 43
												270	A	Appalachian St.	52 40
												279	A	Coastal Caro.	51 49
												315	A	Georgia St.	65 50
												315	H	Georgia St.	54 47
												321	A	Ga. Southern	64 34
												321	H	Ga. Southern	92 52
												333	H	La.-Monroe	57 37

LAST 12 Division I GAMES:															
315	H	Georgia St.	54 47	197	H	UT Arlington	59 57	321	A	Ga. Southern	64 34	315	A	Georgia St.	65 50
321	H	Ga. Southern	92 52	321	A	Ga. Southern	64 34	333	H	La.-Monroe	57 37	150	H	Louisiana	78 43
279	A	Coastal Caro.	51 49	315	A	Georgia St.	65 50	150	H	Louisiana	78 43	24	H	LSU	37 56
270	A	Appalachian St.	52 40	333	H	La.-Monroe	57 37								
212	H	Arkansas St.	53 43	150	H	Louisiana	78 43								
148	H	Texas St.	63 48	24	H	LSU	37 56								

Non-Div I Games:

Little Rock

Average RPI Win:	281	WON-LOST	WINNING	LAST 10	STRENGTH OF	OPP. STRENGTH	TEAM	ADJ.	CONF.	ADJ CONF.
Average RPI Loss:	203	RECORD	PCT. RANK	GAMES	SCHEDULE	OF SCHEDULE	RPI	RPI	RPI	RPI
DIV. I ONLY	2- 20	338	0- 10	275	281	335	335	21	21	
DIV. I NON-CONF.	2- 12	306	0- 4	257	329	327	327	20	20	

TOTALS	RPI 1-25	RPI 26-50	W-L RECORDS	RPI 51-100	RPI 101-999	RPI 201+				
2- 20	0- 1	0- 1	OVERALL	0- 1	2- 17	2- 12				
0- 10	0- 1	0- 0	HOME	0- 1	0- 8	0- 4				
2- 8	0- 0	0- 0	AWAY	0- 0	2- 0	2- 0				
0- 2	0- 0	0- 0	NEUTRAL	0- 0	0- 2	0- 2				
2- 12	0- 1	0- 1	NON-CONFERENCE	0- 0	2- 10	2- 9				
0- 6	0- 1	0- 0	HOME	0- 0	0- 5	0- 4				
2- 4	0- 0	0- 1	AWAY	0- 0	2- 3	2- 3				
0- 2	0- 0	0- 0	NEUTRAL	0- 0	0- 2	0- 2				
0- 8	0- 0	0- 0	CONFERENCE	0- 1	0- 7	0- 3				
0- 4	0- 0	0- 0	HOME	0- 1	0- 3	0- 0				
0- 4	0- 0	0- 0	AWAY	0- 0	0- 4	0- 3				
0- 0	0- 0	0- 0	NEUTRAL	0- 0	0- 0	0- 0				

RPI 1-25				RPI 26-50				RPI 51-100				RPI 101+				Team's RPI: 335
RPI	S	Opponent	Score	RPI	S	Opponent	Score	RPI	S	Opponent	Score	RPI	S	Opponent	Score	
11	H	Tennessee	61 90	50	A	Southern California	60 75	66	H	UC Davis	71 83	152	H	Cal Poly	64 75	
												159	H	Loyola Marymount	69 84	
												179	H	UC Irvine	81 100	
												201	A	UC Santa Barbara	44 51	
												201	H	UC Santa Barbara	74 90	
												205	N	Oral Roberts	58 64	
												213	A	San Diego	40 74	
												220	H	Montana St.	51 62	
												227	A	Montana	60 67	
												236	H	Pepperdine	71 83	
												237	H	New Mexico St.	63 72	
												242	A	UC Riverside	53 77	
												255	A	Hawaii	66 74	
												267	H	Illinois St.	51 59	
												280	A	Grand Canyon	65 63	
												282	A	Arizona	80 72	
												293	N	VCU	59 69	
												299	A	Cal St. Fullerton	61 67	
												346	A	NJIT	57 73	

LAST 12 Division I GAMES:																
179	H	UC Irvine	81 100	242	A	UC Riverside	53 77									
66	H	UC Davis	71 83	201	A	UC Santa Barbara	44 51									
152	H	Cal Poly	64 75	293	N	VCU	59 69									
201	H	UC Santa Barbara	74 90	346	A	NJIT	57 73									
255	A	Hawaii	66 74	237	H	New Mexico St.	63 72									
299	A	Cal St. Fullerton	61 67	267	H	Illinois St.	51 59									

Non-Div I Games:

Long Beach St.

Average RPI Win:	301	WON-LOST	WINNING	LAST 10	STRENGTH OF	OPP. STRENGTH	TEAM	ADJ.	CONF.	ADJ CONF.
Average RPI Loss:	244	RECORD	PCT. RANK	GAMES	SCHEDULE	OF SCHEDULE	RPI	RPI	RPI	RPI
DIV. I ONLY	2- 19	335	1- 9	332	348	349	349	27	27	
DIV. I NON-CONF.	1- 9	318	0- 1	341	348	349	349	28	28	

TOTALS	RPI 1-25	RPI 26-50	W-L RECORDS	RPI 51-100	RPI 101-999	RPI 201+				
2- 19	0- 0	0- 0	OVERALL	0- 1	2- 18	2- 13				
2- 8	0- 0	0- 0	HOME	0- 1	2- 7	2- 5				
0- 11	0- 0	0- 0	AWAY	0- 0	0- 0	0- 0				
0- 0	0- 0	0- 0	NEUTRAL	0- 0	0- 0	0- 0				
1- 9	0- 0	0- 0	NON-CONFERENCE	0- 0	1- 9	1- 7				
1- 3	0- 0	0- 0	HOME	0- 0	1- 3	1- 3				
0- 6	0- 0	0- 0	AWAY	0- 0	0- 6	0- 4				
0- 0	0- 0	0- 0	NEUTRAL	0- 0	0- 0	0- 0				
1- 10	0- 0	0- 0	CONFERENCE	0- 1	1- 9	1- 6				
1- 5	0- 0	0- 0	HOME	0- 1	1- 4	1- 2				
0- 5	0- 0	0- 0	AWAY	0- 0	0- 5	0- 4				
0- 0	0- 0	0- 0	NEUTRAL	0- 0	0- 0	0- 0				

RPI 1-25				RPI 26-50				RPI 51-100				RPI 101+				Team's RPI: 349
RPI	S	Opponent	Score	RPI	S	Opponent	Score	RPI	S	Opponent	Score	RPI	S	Opponent	Score	
								100	H	Liberty	51 63	111	A	George Mason	41 60	
												158	A	High Point	41 62	
												158	H	High Point	39 75	
												161	H	Radford	33 52	
												200	A	Eastern Mich.	44 73	
												217	H	Gardner-Webb	54 61	
												218	H	Norfolk St.	45 64	
												247	A	Campbell	48 58	
												248	A	UNC Asheville	52 82	
												254	H	Presbyterian	66 56	
												264	H	Fairleigh Dickinson	52 72	
												290	H	Valparaiso	68 81	
												301	A	Charleston So.	57 73	
												301	H	Charleston So.	61 78	
												324	A	Wagner	43 60	
												328	A	Delaware St.	56 60	
												330	A	Marshall	45 90	
												334	A	N.C. Central	75 87	
												339	A	Winthrop	60 69	
												347	H	UMass Lowell	84 82	
LAST 12 Division I GAMES:																
				158	H	High Point	39 75					161	H	Radford	33 52	
				301	H	Charleston So.	61 78					248	A	UNC Asheville	52 82	
				339	A	Winthrop	60 69					217	H	Gardner-Webb	54 61	
				247	A	Campbell	48 58					254	H	Presbyterian	66 56	
				100	H	Liberty	51 63					301	A	Charleston So.	57 73	
				158	A	High Point	41 62					218	H	Norfolk St.	45 64	

Non-Div I Games: Milligan 66 56

Longwood

Average RPI Win:	259	WON-LOST	WINNING	LAST 10	STRENGTH OF	OPP. STRENGTH	TEAM	ADJ.	CONF.	ADJ CONF.
Average RPI Loss:	96	RECORD	PCT. RANK	GAMES	SCHEDULE	OF SCHEDULE	RPI	RPI	RPI	RPI
DIV. I ONLY	11- 10	158	6- 4	150	189	150	150	23	23	
DIV. I NON-CONF.	5- 6	187	1- 1	88	81	137	137	23	23	

TOTALS	RPI 1-25	RPI 26-50	W-L RECORDS	RPI 51-100	RPI 101-999	RPI 201+				
11- 10	0- 3	0- 0	OVERALL	0- 1	11- 6	10- 0				
6- 3	0- 0	0- 0	HOME	0- 0	6- 3	6- 0				
4- 5	0- 1	0- 0	AWAY	0- 1	4- 1	3- 0				
1- 2	0- 1	0- 0	NEUTRAL	0- 0	1- 1	1- 0				
5- 6	0- 3	0- 0	NON-CONFERENCE	0- 1	5- 2	5- 0				
3- 1	0- 0	0- 0	HOME	0- 0	3- 1	3- 0				
1- 3	0- 2	0- 0	AWAY	0- 1	1- 0	1- 0				
1- 2	0- 1	0- 0	NEUTRAL	0- 0	1- 1	1- 0				
6- 4	0- 0	0- 0	CONFERENCE	0- 0	6- 4	5- 0				
3- 2	0- 0	0- 0	HOME	0- 0	3- 2	3- 0				
3- 2	0- 0	0- 0	AWAY	0- 0	3- 2	2- 0				
0- 0	0- 0	0- 0	NEUTRAL	0- 0	0- 0	0- 0				

RPI 1-25				RPI 26-50				RPI 51-100				RPI 101+				Team's RPI: 150
RPI	S	Opponent	Score	RPI	S	Opponent	Score	RPI	S	Opponent	Score	RPI	S	Opponent	Score	
3	N	Mississippi St.	37 94									102	H	South Ala.	57 72	
16	A	Texas A&M	62 83					65	A	Toledo	55 79	105	H	Auburn	60 70	
24	A	LSU	45 60									127	N	Cleveland St.	45 54	
												132	A	Little Rock	43 78	
												148	A	Texas St.	65 58	
												193	H	Troy	55 62	
												197	A	UT Arlington	61 63	
												212	A	Arkansas St.	77 75	
												221	H	New Orleans	66 57	
												230	N	Niagara	68 52	
												261	H	McNeese	98 86	
												270	H	Appalachian St.	61 45	
												277	H	Alcorn	67 47	
												279	H	Coastal Caro.	59 55	
												286	A	Southeastern La.	68 56	
												333	A	La.-Monroe	76 48	
												333	H	La.-Monroe	63 55	
LAST 12 Division I GAMES:																
333	A	La.-Monroe	76 48	279	H	Coastal Caro.	59 55									
193	H	Troy	55 62	270	H	Appalachian St.	61 45									
102	H	South Ala.	57 72	212	A	Arkansas St.	77 75									
148	A	Texas St.	65 58	132	A	Little Rock	43 78									
197	A	UT Arlington	61 63	277	H	Alcorn	67 47									
333	H	La.-Monroe	63 55	24	A	LSU	45 60									

Non-Div I Games: Dillard

53 60

Louisiana

Average RPI Win: 233	WON-LOST RECORD	WINNING PCT. RANK	LAST 10 GAMES	STRENGTH OF SCHEDULE	OPP. STRENGTH OF SCHEDULE	TEAM RPI	ADJ. RPI	CONF. RPI	ADJ CONF. RPI
Average RPI Loss: 138									
DIV. I ONLY	14- 9	115	5- 5	248	193	173	173	18	18
DIV. I NON-CONF.	8- 4	87	1- 0	289	137	173	173	19	19

TOTALS	RPI 1-25	RPI 26-50	W-L RECORDS	RPI 51-100	RPI 101-999	RPI 201+			
14- 9	0- 1	0- 1	OVERALL	1- 1	13- 6	9- 2			
10- 3	0- 0	0- 1	HOME	0- 1	10- 1	8- 0			
3- 5	0- 1	0- 0	AWAY	0- 0	3- 4	1- 1			
1- 1	0- 0	0- 0	NEUTRAL	1- 0	0- 1	0- 1			
8- 4	0- 1	0- 0	NON-CONFERENCE	1- 0	7- 3	5- 1			
6- 1	0- 0	0- 0	HOME	0- 0	6- 1	5- 0			
1- 2	0- 1	0- 0	AWAY	0- 0	1- 1	0- 0			
1- 1	0- 0	0- 0	NEUTRAL	1- 0	0- 1	0- 1			
6- 5	0- 0	0- 1	CONFERENCE	0- 1	6- 3	4- 1			
4- 2	0- 0	0- 1	HOME	0- 1	4- 0	3- 0			
2- 3	0- 0	0- 0	AWAY	0- 0	2- 3	1- 1			
0- 0	0- 0	0- 0	NEUTRAL	0- 0	0- 0	0- 0			

RPI 1-25				RPI 26-50				RPI 51-100				RPI 101+ Team's RPI: 173			
RPI	S	Opponent	Score	RPI	S	Opponent	Score	RPI	S	Opponent	Score	RPI	S	Opponent	Score
10	A	Texas	54 88	46	H	Western Ky.	64 74	72	H	UAB	61 66	105	A	Auburn	59 75
								79	N	Penn St.	71 59	110	H	Rice	75 55
												131	A	Middle Tenn.	66 49
												132	A	Little Rock	58 49
												138	H	Clemson	47 55
												163	A	Southern Miss.	50 65
												176	H	Memphis	65 40
												182	A	Fla. Atlantic	72 86
												230	N	Niagara	67 73
												243	H	Grambling	64 53
												251	H	North Texas	61 53
												261	H	McNeese	78 62
												277	H	Alcorn	87 50
												294	A	FIU	54 57
												303	H	UTSA	63 55
												312	H	Old Dominion	59 45
												318	H	Houston Baptist	85 62
												330	A	Marshall	74 65
												333	H	La. -Monroe	71 49

LAST 12 Division I GAMES:															
110	H	Rice	75 55	294	A	FIU	54 57	330	A	Marshall	74 65				
72	H	UAB	61 66	163	A	Southern Miss.	50 65	303	H	UTSA	63 55				
131	A	Middle Tenn.	66 49	46	H	Western Ky.	64 74	251	H	North Texas	61 53				
46	H	Western Ky.	59 45	182	A	Fla. Atlantic	72 86	277	H	Alcorn	87 50				
312	H	Old Dominion													

Non-Div I Games: LSU-Alexandria 87 47

Louisiana Tech

Average RPI Win:	105	WON-LOST	WINNING	LAST 10	STRENGTH OF	OPP. STRENGTH	TEAM	ADJ.	CONF.	ADJ CONF.
Average RPI Loss:	6	RECORD	PCT. RANK	GAMES	SCHEDULE	OF SCHEDULE	RPI	RPI	RPI	RPI
DIV. I ONLY	25- 1	3	9- 1	24	5	4	4	1	1	
DIV. I NON-CONF.	14- 0	1	0- 0	121	19	11	11	1	1	

TOTALS	RPI 1-25	RPI 26-50	W-L RECORDS	RPI 51-100	RPI 101-999	RPI 201+				
25- 1	5- 1	4- 0	OVERALL	5- 0	11- 0	5- 0				
14- 1	3- 1	1- 0	HOME	2- 0	8- 0	4- 0				
11- 0	2- 0	3- 0	AWAY	3- 0	3- 0	1- 0				
0- 0	0- 0	0- 0	NEUTRAL	0- 0	0- 0	0- 0				
14- 0	2- 0	2- 0	NON-CONFERENCE	2- 0	8- 0	5- 0				
9- 0	1- 0	1- 0	HOME	1- 0	6- 0	4- 0				
5- 0	1- 0	1- 0	AWAY	1- 0	2- 0	1- 0				
0- 0	0- 0	0- 0	NEUTRAL	0- 0	0- 0	0- 0				
11- 1	3- 1	2- 0	CONFERENCE	3- 0	3- 0	0- 0				
5- 1	2- 1	0- 0	HOME	1- 0	2- 0	0- 0				
6- 0	1- 0	2- 0	AWAY	2- 0	1- 0	0- 0				
0- 0	0- 0	0- 0	NEUTRAL	0- 0	0- 0	0- 0				

RPI	S	Opponent	Score	RPI	S	Opponent	Score	RPI	S	Opponent	Score	RPI	S	Opponent	Score
2	H	Notre Dame	100 67	29	A	Virginia	77 41	51	A	Miami (FL)	84 74	104	H	Wake Forest	89 52
5	A	Ohio St.	95 90	35	H	Michigan	74 49	52	H	Virginia Tech	67 56	108	A	Kentucky	87 63
6	H	Florida St.	49 50	37	A	Syracuse	84 77	62	A	Georgia Tech	74 71	121	H	Vanderbilt	79 57
7	H	Oregon	74 61	40	A	South Dakota St.	68 64	65	H	Toledo	90 55	131	H	Middle Tenn.	80 26
17	H	Duke	66 60					70	A	Indiana	72 59	138	H	Clemson	65 46
19	A	NC State	55 47									147	A	Pittsburgh	77 51

LAST 12 Division I GAMES:															
138	H	Clemson	65 46	147	A	Pittsburgh	77 51	2	H	Notre Dame	100 67	52	H	Virginia Tech	67 56
37	A	Syracuse	84 77	2	H	Notre Dame	100 67	52	H	Virginia Tech	67 56	17	H	Duke	66 60
29	A	Virginia	77 41	52	H	Virginia Tech	67 56	19	A	NC State	55 47	62	A	Georgia Tech	74 71
104	H	Wake Forest	89 52	17	H	Duke	66 60								
51	A	Miami (FL)	84 74	19	A	NC State	55 47								
6	H	Florida St.	49 50	62	A	Georgia Tech	74 71								

Non-Div I Games:

Louisville

Average RPI Win:	304	WON-LOST	WINNING	LAST 10	STRENGTH OF	OPP. STRENGTH	TEAM	ADJ.	CONF.	ADJ CONF.
Average RPI Loss:	154	RECORD	PCT. RANK	GAMES	SCHEDULE	OF SCHEDULE	RPI	RPI	RPI	RPI
DIV. I ONLY	5- 17	306	3- 7	270	197	297	297	24	24	
DIV. I NON-CONF.	2- 9	295	1- 0	232	93	285	285	22	22	

TOTALS	RPI 1-25	RPI 26-50	W-L RECORDS	RPI 51-100	RPI 101-999	RPI 201+				
5- 17	0- 2	0- 1	OVERALL	0- 2	5- 12	5- 6				
3- 5	0- 1	0- 0	HOME	0- 0	3- 4	3- 3				
2- 12	0- 1	0- 1	AWAY	0- 2	2- 8	2- 3				
0- 0	0- 0	0- 0	NEUTRAL	0- 0	0- 0	0- 0				
2- 9	0- 2	0- 1	NON-CONFERENCE	0- 1	2- 5	2- 2				
1- 3	0- 1	0- 0	HOME	0- 0	1- 2	1- 1				
1- 6	0- 1	0- 1	AWAY	0- 1	1- 3	1- 1				
0- 0	0- 0	0- 0	NEUTRAL	0- 0	0- 0	0- 0				
3- 8	0- 0	0- 0	CONFERENCE	0- 1	3- 7	3- 4				
2- 2	0- 0	0- 0	HOME	0- 0	2- 2	2- 2				
1- 6	0- 0	0- 0	AWAY	0- 1	1- 5	1- 2				
0- 0	0- 0	0- 0	NEUTRAL	0- 0	0- 0	0- 0				

RPI 1-25				RPI 26-50				RPI 51-100				RPI 101+ Team's RPI: 297			
RPI	S	Opponent	Score	RPI	S	Opponent	Score	RPI	S	Opponent	Score	RPI	S	Opponent	Score
13	H	Green Bay	39 76	32	A	Marquette	30 92	86	A	Drake	46 72	106	H	Western Mi ch.	47 65
25	A	DePaul	47 88					96	A	Butler	52 64	114	A	Milwaukee	41 63
												118	A	Missouri St.	36 75
												130	A	Northern Ill.	71 80
												144	A	Southern Ill.	46 62
												154	A	UNI	41 70
												228	H	Youngstown St.	49 73
												246	A	Bradley	71 61
												246	H	Bradley	57 59
												257	H	Indiana St.	65 73
												267	A	Illinois St.	49 57
												267	H	Illinois St.	62 59
												290	A	Valparaiso	60 76
												316	A	Fort Wayne	70 79
												317	H	Ill. -Chicago	57 55
												343	A	Chicago St.	46 28
												348	H	Evansville	82 63

LAST 12 Division I GAMES:															
246	A	Bradley	71 61	290	A	Valparaiso	60 76	267	H	Illinois St.	62 59				
267	A	Illinois St.	49 57	246	H	Bradley	57 59	86	A	Drake	46 72				
348	H	Evansville	82 63	154	A	UNI	41 70								
257	H	Indiana St.	65 73	317	H	Ill. -Chicago	57 55								
118	A	Missouri St.	36 75												
144	A	Southern Ill.	46 62												

Non-Div I Games:

Loyol a Chi cago

Average RPI Win:	218	WON-LOST	WINNING	LAST 10	STRENGTH OF	OPP. STRENGTH	TEAM	ADJ.	CONF.	ADJ CONF.
Average RPI Loss:	150	RECORD	PCT. RANK	GAMES	SCHEDULE	OF SCHEDULE	RPI	RPI	RPI	RPI
DIV. I ONLY	7- 16	276	5- 5	108	245	224	224	15	15	
DIV. I NON-CONF.	2- 9	295	0- 0	128	288	266	266	18	18	

TOTALS	RPI 1-25	RPI 26-50	W-L RECORDS	RPI 51-100	RPI 101-999	RPI 201+				
7- 16	0- 1	0- 1	OVERALL	0- 3	7- 11	5- 5				
4- 5	0- 0	0- 0	HOME	0- 1	4- 4	3- 1				
3- 11	0- 1	0- 1	AWAY	0- 2	3- 7	2- 4				
0- 0	0- 0	0- 0	NEUTRAL	0- 0	0- 0	0- 0				
2- 9	0- 1	0- 1	NON-CONFERENCE	0- 0	2- 7	2- 3				
1- 3	0- 0	0- 0	HOME	0- 0	1- 3	1- 1				
1- 6	0- 1	0- 1	AWAY	0- 0	1- 4	1- 2				
0- 0	0- 0	0- 0	NEUTRAL	0- 0	0- 0	0- 0				
5- 7	0- 0	0- 0	CONFERENCE	0- 3	5- 4	3- 2				
3- 2	0- 0	0- 0	HOME	0- 1	3- 1	2- 0				
2- 5	0- 0	0- 0	AWAY	0- 2	2- 3	1- 2				
0- 0	0- 0	0- 0	NEUTRAL	0- 0	0- 0	0- 0				

RPI 1-25				RPI 26-50				RPI 51-100				RPI 101+ Team's RPI: 224			
RPI	S	Opponent	Score	RPI	S	Opponent	Score	RPI	S	Opponent	Score	RPI	S	Opponent	Score
15	A	Maryl and	45 114	32	A	Marquette	63 83	67	A	American	56 69	111	H	George Mason	72 80
								67	H	American	58 71	124	H	Georgetown	54 72
								84	A	Navy	44 73	126	A	Delaware	38 71
												133	A	Bucknell	68 65
												140	A	William & Mary	49 70
												160	H	Lehigh	67 64
												178	A	Army West Point	47 62
												178	H	Army West Point	62 69
												206	A	Boston U.	56 75
												218	A	Norfolk St.	61 58
												235	A	Holy Cross	65 58
												235	H	Holy Cross	77 60
												245	A	Lafayette	54 65
												263	H	Towson	67 76
												272	H	Cornell	78 63
												275	A	St. Francis Brooklyn	47 64
												276	H	Colgate	70 55
												283	A	Mt. St. Mary's	63 71

LAST 12 Division I GAMES:															
				67	A	American	56 69	245	A	Lafayette	54 65				
				235	A	Holy Cross	65 58	67	H	American	58 71				
				178	A	Army West Point	47 62	235	H	Holy Cross	77 60				
				160	H	Lehigh	67 64	206	A	Boston U.	56 75				
				276	H	Colgate	70 55	178	H	Army West Point	62 69				
				133	A	Bucknell	68 65	84	A	Navy	44 73				

Non-Div I Games:

Loyola Maryl and

Average RPI Win:	216	WON-LOST	WINNING	LAST 10	STRENGTH OF	OPP. STRENGTH	TEAM	ADJ.	CONF.	ADJ CONF.
Average RPI Loss:	137	RECORD	PCT. RANK	GAMES	SCHEDULE	OF SCHEDULE	RPI	RPI	RPI	RPI
DIV. I ONLY	14- 8	98	5- 5	280	129	159	159	13	13	
DIV. I NON-CONF.	7- 3	74	0- 0	298	124	158	158	11	11	

TOTALS	RPI 1-25	RPI 26-50	W-L RECORDS	RPI 51-100	RPI 101-999	RPI 201+				
14- 8	0- 0	0- 2	OVERALL	2- 0	12- 6	8- 2				
8- 4	0- 0	0- 1	HOME	2- 0	6- 3	3- 1				
6- 4	0- 0	0- 1	AWAY	0- 0	6- 3	5- 1				
0- 0	0- 0	0- 0	NEUTRAL	0- 0	0- 0	0- 0				
7- 3	0- 0	0- 1	NON-CONFERENCE	1- 0	6- 2	3- 1				
4- 2	0- 0	0- 1	HOME	1- 0	3- 1	1- 0				
3- 1	0- 0	0- 0	AWAY	0- 0	3- 1	2- 1				
0- 0	0- 0	0- 0	NEUTRAL	0- 0	0- 0	0- 0				
7- 5	0- 0	0- 1	CONFERENCE	1- 0	6- 4	5- 1				
4- 2	0- 0	0- 0	HOME	1- 0	3- 2	2- 1				
3- 3	0- 0	0- 1	AWAY	0- 0	3- 2	3- 0				
0- 0	0- 0	0- 0	NEUTRAL	0- 0	0- 0	0- 0				

RPI 1-25				RPI 26-50				RPI 51-100				RPI 101+ Team's RPI: 159			
RPI	S	Opponent	Score	RPI	S	Opponent	Score	RPI	S	Opponent	Score	RPI	S	Opponent	Score
				41	A	Gonzaga	67 77	78	H	Saint Mary's (CA)	69 57	103	A	Saint Louis	62 60
				50	H	Southern California	70 80	87	H	Miami (OH)	84 71	116	A	BYU	52 62
												116	H	BYU	55 67
												149	H	Pacific	75 60
												164	A	San Francisco	60 78
												184	H	CSUN	68 75
												200	H	Eastern Mich.	73 64
												201	H	UC Santa Barbara	67 61
												213	A	San Diego	67 53
												213	H	San Diego	54 60
												215	A	SMU	60 63
												236	H	Pepperdine	75 60
												242	A	UC Riverside	67 59
												273	A	Santa Clara	65 51
												282	H	Arizona	84 70
												311	A	Portland	63 60
												311	H	Portland	76 55
												335	A	Long Beach St.	84 69

LAST 12 Division I GAMES:															
				311	H	Portland	76 55	213	H	San Diego	54 60				
				116	A	BYU	52 62	164	A	San Francisco	60 78				
				213	A	San Diego	67 53	41	A	Gonzaga	67 77				
				236	H	Pepperdine	75 60	273	A	Santa Clara	65 51				
				311	A	Portland	63 60	149	H	Pacific	75 60				
				116	H	BYU	55 67	78	H	Saint Mary's (CA)	69 57				

Non-Div I Games: Cal St. Dom. Hills 84 52

Loyola Marymount

Average RPI Win: 221

Average RPI Loss: 57

WON-LOST
RECORDWINNING
PCT. RANKLAST 10
GAMESSTRENGTH OF
SCHEDULEOPP. STRENGTH
OF SCHEDULETEAM
RPIADJ.
RPICONF.
RPIADJ CONF.
RPIDIV. I ONLY
DIV. I NON-CONF.14- 8
5- 698
1878- 2
1- 093
37124
973
6573
6520
2420
24

TOTALS

RPI 1-25

RPI 26-50

W-L RECORDS

RPI 51-100

RPI 101-999

RPI 201+

14- 8

0- 3

0- 0

OVERALL

1- 4

13- 1

7- 0

6- 2

0- 0

0- 0

HOME

1- 1

5- 1

4- 0

7- 6

0- 3

0- 0

AWAY

0- 3

7- 0

2- 0

1- 0

0- 0

0- 0

NEUTRAL

0- 0

1- 0

1- 0

5- 6

0- 3

0- 0

NON-CONFERENCE

1- 3

4- 0

2- 0

2- 1

0- 0

0- 0

HOME

1- 1

1- 0

1- 0

2- 5

0- 3

0- 0

AWAY

0- 2

2- 0

0- 0

1- 0

0- 0

0- 0

NEUTRAL

0- 0

1- 0

1- 0

9- 2

0- 0

0- 0

CONFERENCE

0- 1

9- 1

5- 0

4- 1

0- 0

0- 0

HOME

0- 0

4- 1

3- 0

5- 1

0- 0

0- 0

AWAY

0- 1

5- 0

2- 0

0- 0

0- 0

0- 0

NEUTRAL

0- 0

0- 0

0- 0

RPI 1-25

RPI 26-50

RPI 51-100 Team's RPI: 73

RPI 101+

RPI	S	Opponent	Score
3	A	Mississippi St.	43 83
5	A	Ohio St.	70 83
17	A	Duke	39 69

RPI	S	Opponent	Score
-----	---	----------	-------

RPI	S	Opponent	Score
51	A	Miami (FL)	70 80
65	A	Tol edo	64 65
71	H	Harvard	76 51
74	A	Al bany (NY)	54 68
97	H	Tul ane	34 42

RPI	S	Opponent	Score
112	A	Dartmouth	64 51
145	A	Bing hamton	61 38
145	H	Bing hamton	62 66
157	A	Hartford	59 44
157	H	Hartford	59 56
183	A	New Hampshire	56 46
196	A	Boston Col lege	61 40
208	H	Stony Brook	64 56
281	H	Bryant	70 68
288	H	Vermont	64 55
289	N	Kennesaw St.	75 39
327	A	UMBC	64 50
327	H	UMBC	69 36
347	A	UMass Lowel l	69 51

LAST 12 Division I GAMES:

157	H	Hartford	59 56	288	H	Vermont	64 55
145	A	Binghamton	61 38	74	A	Al bany (NY)	54 68
347	A	UMass Lowel l	69 51	327	A	UMBC	64 50
327	H	UMBC	69 36	145	H	Binghamton	62 66
183	A	New Hampshire	56 46	208	H	Stony Brook	64 56
157	A	Hartford	59 44	196	A	Boston Col lege	61 40

Non-Div I Games:

Maine Maritime

89 49

Me.-Fort Kent

100 40

Maine

Average RPI Win:	303	WON-LOST	WINNING	LAST 10	STRENGTH OF	OPP. STRENGTH	TEAM	ADJ.	CONF.	ADJ CONF.
Average RPI Loss:	154	RECORD	PCT. RANK	GAMES	SCHEDULE	OF SCHEDULE	RPI	RPI	RPI	RPI
DIV. I ONLY	8- 14	250	4- 6	241	287	252	252	28	28	
DIV. I NON-CONF.	3- 8	268	0- 1	110	244	221	221	26	26	

TOTALS	RPI 1-25	RPI 26-50	W-L RECORDS	RPI 51-100	RPI 101-999	RPI 201+				
8- 14	0- 0	0- 2	OVERALL	0- 4	8- 8	8- 5				
5- 3	0- 0	0- 0	HOME	0- 3	5- 0	5- 0				
2- 11	0- 0	0- 2	AWAY	0- 1	2- 8	2- 5				
1- 0	0- 0	0- 0	NEUTRAL	0- 0	1- 0	1- 0				
3- 8	0- 0	0- 2	NON-CONFERENCE	0- 3	3- 3	3- 2				
1- 2	0- 0	0- 0	HOME	0- 2	1- 0	1- 0				
1- 6	0- 0	0- 2	AWAY	0- 1	1- 3	1- 2				
1- 0	0- 0	0- 0	NEUTRAL	0- 0	1- 0	1- 0				
5- 6	0- 0	0- 0	CONFERENCE	0- 1	5- 5	5- 3				
4- 1	0- 0	0- 0	HOME	0- 1	4- 0	4- 0				
1- 5	0- 0	0- 0	AWAY	0- 0	1- 5	1- 3				
0- 0	0- 0	0- 0	NEUTRAL	0- 0	0- 0	0- 0				

RPI 1-25				RPI 26-50				RPI 51-100				RPI 101+ Team's RPI: 252			
RPI	S	Opponent	Score	RPI	S	Opponent	Score	RPI	S	Opponent	Score	RPI	S	Opponent	Score
29	A	Vi rgi ni a	47 69	29	A	Vi rgi ni a	47 69	61	H	Qui nni pi ac	64 80	170	A	Marist	40 65
36	A	Cal i forni a	66 87	36	A	Cal i forni a	66 87	74	H	Al bany (NY)	56 62	183	A	New Hampshi re	55 68
								75	H	Fordham	48 54	199	A	Si ena	51 56
								79	A	Penn St.	46 78	208	A	Stony Brook	59 74
												230	A	Ni agara	64 65
												256	A	Fai rfi el d	52 55
												269	A	Ri der	51 67
												275	H	St. Franci s Brookl yn	57 54
												278	A	LIU Brookl yn	72 38
												285	A	Sacred Heart	61 65
												296	A	Can i si us	59 56
												296	H	Can i si us	58 39
												298	H	Monmouth	63 53
												300 N	Coppi n St.	74 56	
												338	H	I ona	67 63
												344	H	Saint Peter' s	76 64
LAST 12 Di vi si on I GAMES:															
256	A	Fai rfi el d	52 55	256	A	Fai rfi el d	52 55	296	A	Can i si us	59 56	296	A	Can i si us	59 56
269	A	Ri der	51 67	269	A	Ri der	51 67	170	A	Marist	40 65	170	A	Marist	40 65
298	H	Monmouth	63 53	298	H	Monmouth	63 53	296	H	Can i si us	58 39	296	H	Can i si us	58 39
199	A	Si ena	51 56	199	A	Si ena	51 56	61	H	Qui nni pi ac	64 80	61	H	Qui nni pi ac	64 80
338	H	I ona	67 63	338	H	I ona	67 63	344	H	Saint Peter' s	76 64	344	H	Saint Peter' s	76 64
230	A	Ni agara	64 65	230	A	Ni agara	64 65	29	A	Vi rgi ni a	47 69	29	A	Vi rgi ni a	47 69

Non-Di v I Games:

Manhattan

Average RPI Win:	272	WON-LOST	WINNING	LAST 10	STRENGTH OF	OPP. STRENGTH	TEAM	ADJ.	CONF.	ADJ CONF.
Average RPI Loss:	120	RECORD	PCT. RANK	GAMES	SCHEDULE	OF SCHEDULE	RPI	RPI	RPI	RPI
DIV. I ONLY	14- 10	121	8- 2	265	250	170	170	28	28	
DIV. I NON-CONF.	4- 8	239	0- 0	171	167	227	227	26	26	

TOTALS	RPI 1-25	RPI 26-50	W-L RECORDS	RPI 51-100	RPI 101-999	RPI 201+				
14- 10	0- 0	0- 2	OVERALL	0- 3	14- 5	13- 1				
8- 2	0- 0	0- 0	HOME	0- 1	8- 1	7- 0				
6- 6	0- 0	0- 0	AWAY	0- 2	6- 4	6- 1				
0- 2	0- 0	0- 2	NEUTRAL	0- 0	0- 0	0- 0				
4- 8	0- 0	0- 2	NON-CONFERENCE	0- 2	4- 4	4- 1				
2- 2	0- 0	0- 0	HOME	0- 1	2- 1	2- 0				
2- 4	0- 0	0- 0	AWAY	0- 1	2- 3	2- 1				
0- 2	0- 0	0- 2	NEUTRAL	0- 0	0- 0	0- 0				
10- 2	0- 0	0- 0	CONFERENCE	0- 1	10- 1	9- 0				
6- 0	0- 0	0- 0	HOME	0- 0	6- 0	5- 0				
4- 2	0- 0	0- 0	AWAY	0- 1	4- 1	4- 0				
0- 0	0- 0	0- 0	NEUTRAL	0- 0	0- 0	0- 0				

RPI	S	Opponent	Score	RPI	S	Opponent	Score	RPI	S	Opponent	Score	RPI	S	Opponent	Score
34	N	Purdue	47 61	61	A	Quinnipiac	56 62	112	H	Dartmouth	51 60	134	A	Northeastern	72 78
50	N	Southern California	57 78	84	H	Navy	70 77	177	A	Temple	77 83	199	A	Siena	53 58
				93	A	Seton Hall	60 85	199	H	Siena	73 54	206	A	Boston U.	80 52
								230	A	Niagara	84 78	235	H	Holy Cross	85 74
								252	H	Manhattan	65 40	255	A	Hawaii	63 70
								256	H	Fairfield	71 63	269	A	Rider	80 69
								269	H	Rider	68 67	287	A	Massachusetts	88 60
								296	A	Canisius	78 53	298	H	Monmouth	69 46
								331	H	Rhode Island	64 42	338	H	Iona	75 55
								344	A	Saint Peter's	86 53				
LAST 12 Division I GAMES:															
199	H	Siena	73 54	256	H	Fairfield	71 63								
338	H	Iona	75 55	61	A	Quinnipiac	56 62								
296	A	Canisius	78 53	252	H	Manhattan	65 40								
230	A	Niagara	84 78	344	A	Saint Peter's	86 53								
269	H	Rider	68 67	298	H	Monmouth	69 46								
199	A	Siena	53 58	269	A	Rider	80 69								

Non-Div I Games:

Marist

Average RPI Win:	143	WON-LOST	WINNING	LAST 10	STRENGTH OF	OPP. STRENGTH	TEAM	ADJ.	CONF.	ADJ CONF.
Average RPI Loss:	41	RECORD	PCT. RANK	GAMES	SCHEDULE	OF SCHEDULE	RPI	RPI	RPI	RPI
DIV. I ONLY	15- 8	86	7- 3	25	37	32	32	6	6	
DIV. I NON-CONF.	6- 5	153	0- 0	18	43	48	48	6	6	

TOTALS	RPI 1-25	RPI 26-50	W-L RECORDS	RPI 51-100	RPI 101-999	RPI 201+				
15- 8	1- 4	2- 2	OVERALL	3- 1	9- 1	4- 0				
10- 1	1- 0	0- 1	HOME	3- 0	6- 0	3- 0				
4- 6	0- 3	2- 1	AWAY	0- 1	2- 1	0- 0				
1- 1	0- 1	0- 0	NEUTRAL	0- 0	1- 0	1- 0				
6- 5	0- 3	0- 1	NON-CONFERENCE	0- 1	6- 0	3- 0				
4- 0	0- 0	0- 0	HOME	0- 0	4- 0	2- 0				
1- 4	0- 2	0- 1	AWAY	0- 1	1- 0	0- 0				
1- 1	0- 1	0- 0	NEUTRAL	0- 0	1- 0	1- 0				
9- 3	1- 1	2- 1	CONFERENCE	3- 0	3- 1	1- 0				
6- 1	1- 0	0- 1	HOME	3- 0	2- 0	1- 0				
3- 2	0- 1	2- 0	AWAY	0- 0	1- 1	0- 0				
0- 0	0- 0	0- 0	NEUTRAL	0- 0	0- 0	0- 0				

RPI 1-25				RPI 26-50				Team's RPI: 32				RPI 51-100				RPI 101+			
RPI	S	Opponent	Score	RPI	S	Opponent	Score	RPI	S	Opponent	Score	RPI	S	Opponent	Score	RPI	S	Opponent	Score
2	A	Notre Dame	85 91	26	A	Villanova	67 57	58	H	St. John's (NY)	74 72	114	A	Milwaukee	83 68				
11	N	Tennessee	99 101	35	A	Michigan	76 82	82	A	New Mexico	87 88	124	A	Georgetown	58 85				
13	A	Green Bay	55 63	39	A	Creighton	92 77	93	H	Seton Hall	97 84	178	H	Army West Point	83 53				
25	A	DePaul	83 95	39	H	Creighton	73 74	96	H	Butler	69 67	185	H	Wisconsin	88 65				
25	H	DePaul	93 81									188	A	Providence	77 60				
												188	H	Providence	94 61				
												209	H	Xavier	88 67				
												224	H	Loyola Maryland	83 63				
												227	N	Montana	87 68				
												297	H	Loyola Chicago	92 30				
LAST 12 Division I GAMES:																			
				39	H	Creighton	73 74					96	H	Butler	69 67				
				188	H	Providence	94 61					188	A	Providence	77 60				
				25	A	DePaul	83 95					39	A	Creighton	92 77				
				26	A	Villanova	67 57					25	H	DePaul	93 81				
				124	A	Georgetown	58 85					93	H	Seton Hall	97 84				
				209	H	Xavier	88 67					58	H	St. John's (NY)	74 72				

Non-Div I Games:

Marquette

Average RPI Win:	318	WON-LOST	WINNING	LAST 10	STRENGTH OF	OPP. STRENGTH	TEAM	ADJ.	CONF.	ADJ CONF.
Average RPI Loss:	164	RECORD	PCT. RANK	GAMES	SCHEDULE	OF SCHEDULE	RPI	RPI	RPI	RPI

DIV. I ONLY	5- 15	298	1- 8	316	184	330	330	18	18
DIV. I NON-CONF.	4- 7	226	1- 0	329	239	321	321	19	19

TOTALS	RPI 1-25	RPI 26-50	W-L RECORDS	RPI 51-100	RPI 101-999	RPI 201+			
5- 15	0- 0	0- 1	OVERALL	0- 2	5- 12	5- 3			
4- 7	0- 0	0- 1	HOME	0- 2	4- 4	4- 1			
1- 8	0- 0	0- 0	AWAY	0- 0	1- 8	1- 2			
0- 0	0- 0	0- 0	NEUTRAL	0- 0	0- 0	0- 0			
4- 7	0- 0	0- 0	NON-CONFERENCE	0- 2	4- 5	4- 1			
3- 4	0- 0	0- 0	HOME	0- 2	3- 2	3- 1			
1- 3	0- 0	0- 0	AWAY	0- 0	1- 3	1- 0			
0- 0	0- 0	0- 0	NEUTRAL	0- 0	0- 0	0- 0			
1- 8	0- 0	0- 1	CONFERENCE	0- 0	1- 7	1- 2			
1- 3	0- 0	0- 1	HOME	0- 0	1- 2	1- 0			
0- 5	0- 0	0- 0	AWAY	0- 0	0- 5	0- 2			
0- 0	0- 0	0- 0	NEUTRAL	0- 0	0- 0	0- 0			

RPI S Opponent	Score	RPI S Opponent	Score	RPI S Opponent	Score	RPI S Opponent	Score
		46 H Western Ky.	66 86	79 H Penn St.	65 80	108 A Kentucky	39 69
				80 H Ohio	52 54	127 A Cleveland St.	76 85
						131 H Middle Tenn.	57 73
						144 H Southern Ill.	59 64
						163 A Southern Miss.	61 70
						172 A Florida	69 74
						173 H Louisiana Tech	65 74
						180 A Charlotte	61 67
						182 A Fla. Atlantic	59 79
						270 H Appalachian St.	54 56
						274 H Morgan St.	73 68
						294 A FIU	54 67
						294 H FIU	78 75
						312 A Old Dominion	53 69
						336 A Tennessee St.	71 65
						339 H Winthrop	70 40
						349 H Longwood	90 45

Team's RPI: 330							

LAST 12 Division I GAMES:							
163 A Southern Miss.	61 70	173 H Louisiana Tech	65 74				
180 A Charlotte	61 67	294 A FIU	54 67				
294 H FIU	78 75	182 A Fla. Atlantic	59 79				
131 H Middle Tenn.	57 73	336 A Tennessee St.	71 65				
46 H Western Ky.	66 86	270 H Appalachian St.	54 56				
312 A Old Dominion	53 69	172 A Florida	69 74				

Non-Div I Games: Ky. Christian 111 38 Alice Lloyd 96 46

Marshall

Average RPI Win:	143	WON-LOST	WINNING	LAST 10	STRENGTH OF	OPP. STRENGTH	TEAM	ADJ.	CONF.	ADJ CONF.
Average RPI Loss:	27	RECORD	PCT. RANK	GAMES	SCHEDULE	OF SCHEDULE	RPI	RPI	RPI	RPI
DIV. I ONLY	20- 3	9	4- 0	63	22	15	15	3	3	
DIV. I NON-CONF.	11- 2	22	1- 0	111	42	34	34	4	4	

TOTALS	RPI 1-25	RPI 26-50	W-L RECORDS	RPI 51-100	RPI 101-999	RPI 201+				
20- 3	3- 2	1- 0	OVERALL	6- 1	10- 0	8- 0				
11- 2	3- 1	0- 0	HOME	3- 1	5- 0	5- 0				
8- 1	0- 1	1- 0	AWAY	3- 0	4- 0	2- 0				
1- 0	0- 0	0- 0	NEUTRAL	0- 0	1- 0	1- 0				
11- 2	0- 2	1- 0	NON-CONFERENCE	3- 0	7- 0	7- 0				
6- 1	0- 1	0- 0	HOME	2- 0	4- 0	4- 0				
4- 1	0- 1	1- 0	AWAY	1- 0	2- 0	2- 0				
1- 0	0- 0	0- 0	NEUTRAL	0- 0	1- 0	1- 0				
9- 1	3- 0	0- 0	CONFERENCE	3- 1	3- 0	1- 0				
5- 1	3- 0	0- 0	HOME	1- 1	1- 0	1- 0				
4- 0	0- 0	0- 0	AWAY	2- 0	2- 0	0- 0				
0- 0	0- 0	0- 0	NEUTRAL	0- 0	0- 0	0- 0				

RPI	S	Opponent	Score	RPI	S	Opponent	Score	RPI	S	Opponent	Score	RPI	S	Opponent	Score
1	A	UConn	72 97	29	A	Virginia	60 59	51	A	Miami (FL)	79 71	185	A	Wisconsin	71 44
5	H	Ohio St.	99 69					57	A	Nebraska	64 57	192	A	Northwestern	68 65
14	H	Rutgers	88 60					59	H	Michigan St.	68 82	202	H	Illinois	100 65
21	H	South Carolina	86 94					70	H	Indiana	74 70	222	A	Akron	75 54
22	H	Iowa	80 64					74	H	Albany (NY)	91 58	224	H	Loyola Maryland	114 45
								79	A	Penn St.	69 65	230	H	Niagara	92 65
								94	H	George Washington	80 54	241	H	Howard	111 49
												283	H	Mt. St. Mary's	97 57
												289	N	Kennesaw St.	89 35
												300	A	Coppin St.	113 49
LAST 12 Division I GAMES:															
51	A	Miami (FL)	79 71	59	H	Michigan St.	68 82	185	A	Wisconsin	71 44				
57	A	Nebraska	64 57					22	H	Iowa	80 64				
14	H	Rutgers	88 60					79	A	Penn St.	69 65				
192	A	Northwestern	68 65					202	H	Illinois	100 65				
5	H	Ohio St.	99 69					300	A	Coppin St.	113 49				
70	H	Indiana	74 70												

Non-Div I Games:

Maryland

Average RPI Win:	284	WON-LOST	WINNING	LAST 10	STRENGTH OF	OPP. STRENGTH	TEAM	ADJ.	CONF.	ADJ CONF.
Average RPI Loss:	163	RECORD	PCT. RANK	GAMES	SCHEDULE	OF SCHEDULE	RPI	RPI	RPI	RPI
DIV. I ONLY	9- 13	222	3- 7	331	201	287	287	12	12	
DIV. I NON-CONF.	6- 5	153	0- 1	345	312	287	287	10	10	

TOTALS	RPI 1-25	RPI 26-50	W-L RECORDS	RPI 51-100	RPI 101-999	RPI 201+				
9- 13	0- 0	0- 1	OVERALL	1- 2	8- 10	8- 4				
5- 6	0- 0	0- 1	HOME	1- 1	4- 4	4- 1				
3- 7	0- 0	0- 0	AWAY	0- 1	3- 6	3- 3				
1- 0	0- 0	0- 0	NEUTRAL	0- 0	1- 0	1- 0				
6- 5	0- 0	0- 0	NON-CONFERENCE	1- 0	5- 5	5- 2				
3- 2	0- 0	0- 0	HOME	1- 0	2- 2	2- 0				
2- 3	0- 0	0- 0	AWAY	0- 0	2- 3	2- 2				
1- 0	0- 0	0- 0	NEUTRAL	0- 0	1- 0	1- 0				
3- 8	0- 0	0- 1	CONFERENCE	0- 2	3- 5	3- 2				
2- 4	0- 0	0- 1	HOME	0- 1	2- 2	2- 1				
1- 4	0- 0	0- 0	AWAY	0- 1	1- 3	1- 1				
0- 0	0- 0	0- 0	NEUTRAL	0- 0	0- 0	0- 0				

RPI 1-25				RPI 26-50				RPI 51-100				RPI 101+ Team's RPI: 287			
RPI	S	Opponent	Score	RPI	S	Opponent	Score	RPI	S	Opponent	Score	RPI	S	Opponent	Score
				44	H	Dayton	49 78					103	A	Saint Louis	63 64
								55	A	Duquesne	57 60	134	H	Northeastern	54 64
								75	H	Fordham	51 62	155	A	Davison	81 87
								100	H	Liberty	64 61	156	A	North Dakota	52 82
												170	H	Marist	60 88
												191	H	Saint Joseph's	79 84
												211	H	Richmond	39 51
												225	H	La Salle	69 66
												238	A	St. Bonaventure	59 69
												263	H	Towson	72 49
												265	A	North Dakota St.	70 82
												293	H	VCU	79 75
												313	A	Incarnate Word	64 45
												323	A	UTRGV	59 67
												331	A	Rhode Island	61 59
												341	N	Mississippi Val.	85 46
												344	H	Saint Peter's	81 65
												347	A	UMass Lowell	73 63
LAST 12 Division I GAMES:															
				44	H	Dayton	49 78	103	A	Saint Louis	63 64				
				225	H	La Salle	69 66	191	H	Saint Joseph's	79 84				
				211	H	Richmond	39 51	238	A	St. Bonaventure	59 69				
				331	A	Rhode Island	61 59	75	H	Fordham	51 62				
				155	A	Davison	81 87	55	A	Duquesne	57 60				
				293	H	VCU	79 75	170	H	Marist	60 88				

Non-Div I Games: Me.-Fort Kent 111 45 Fisher 121 38

Massachusetts

Average RPI Win:	317	WON-LOST	WINNING	LAST 10	STRENGTH OF	OPP. STRENGTH	TEAM	ADJ.	CONF.	ADJ CONF.
Average RPI Loss:	151	RECORD	PCT. RANK	GAMES	SCHEDULE	OF SCHEDULE	RPI	RPI	RPI	RPI
DIV. I ONLY	7- 12	246	5- 5	307	206	261	261	25	25	
DIV. I NON-CONF.	1- 7	310	0- 1	114	91	280	280	25	25	

TOTALS	RPI 1-25	RPI 26-50	W-L RECORDS	RPI 51-100	RPI 101-999	RPI 201+				
7- 12	0- 2	0- 0	OVERALL	0- 1	7- 9	7- 5				
2- 5	0- 0	0- 0	HOME	0- 1	2- 4	2- 4				
5- 7	0- 2	0- 0	AWAY	0- 0	5- 5	5- 1				
0- 0	0- 0	0- 0	NEUTRAL	0- 0	0- 0	0- 0				
1- 7	0- 2	0- 0	NON-CONFERENCE	0- 1	1- 4	1- 2				
1- 2	0- 0	0- 0	HOME	0- 1	1- 1	1- 1				
0- 5	0- 2	0- 0	AWAY	0- 0	0- 3	0- 1				
0- 0	0- 0	0- 0	NEUTRAL	0- 0	0- 0	0- 0				
6- 5	0- 0	0- 0	CONFERENCE	0- 0	6- 5	6- 3				
1- 3	0- 0	0- 0	HOME	0- 0	1- 3	1- 3				
5- 2	0- 0	0- 0	AWAY	0- 0	5- 2	5- 0				
0- 0	0- 0	0- 0	NEUTRAL	0- 0	0- 0	0- 0				

RPI 1-25				RPI 26-50				RPI 51-100				RPI 101+ Team's RPI: 261			
RPI	S	Opponent	Score	RPI	S	Opponent	Score	RPI	S	Opponent	Score	RPI	S	Opponent	Score
9	A	Bayl or	34 95					97	H	Tul ane	66 70	109	A	Lamar Uni versi ty	58 83
10	A	Texas	34 100									123	A	SFA	58 73
												150	A	Loui si ana	86 98
												173	A	Loui si ana Tech	62 78
												214	H	Abilene Christi an	75 80
												215	A	SMU	59 65
												221	H	New Orleans	64 77
												243	H	Grambl ing	60 75
												244	H	Nicholls St.	54 61
												286	A	Southeastern La.	77 65
												313	A	Incarinate Word	66 57
												318	A	Houston Baptist	86 74
												319	A	Northwestern St.	60 44
												319	H	Northwestern St.	72 67
												332	A	Sam Houston St.	66 63
												333	H	La. -Monroe	65 61

LAST 12 Division I GAMES:															
123	A	SFA	58 73	244	H	Nicholls St.	54 61								
319	A	Northwestern St.	60 44	221	H	New Orleans	64 77								
332	A	Sam Houston St.	66 63	214	H	Abilene Christian	75 80								
109	A	Lamar University	58 83	319	H	Northwestern St.	72 67								
318	A	Houston Baptist	86 74	313	A	Incarinate Word	66 57								
286	A	Southeastern La.	77 65	215	A	SMU	59 65								

Non-Div I Games: LSU-Alexandria 73 53 Louisiana Col. 84 46 Southern-N. O. 76 61

McNeese

Average RPI Win:	210	WON-LOST	WINNING	LAST 10	STRENGTH OF	OPP. STRENGTH	TEAM	ADJ.	CONF.	ADJ CONF.
Average RPI Loss:	92	RECORD	PCT. RANK	GAMES	SCHEDULE	OF SCHEDULE	RPI	RPI	RPI	RPI
DIV. I ONLY	7- 16	276	2- 8	32	90	176	176	8	8	
DIV. I NON-CONF.	5- 8	220	2- 0	83	180	206	206	7	7	

TOTALS	RPI 1-25	RPI 26-50	W-L RECORDS	RPI 51-100	RPI 101-999	RPI 201+				
7- 16	0- 4	0- 3	OVERALL	1- 1	6- 8	4- 1				
5- 6	0- 1	0- 1	HOME	1- 1	4- 3	4- 1				
2- 7	0- 1	0- 2	AWAY	0- 0	2- 4	0- 0				
0- 3	0- 2	0- 0	NEUTRAL	0- 0	0- 1	0- 0				
5- 8	0- 2	0- 0	NON-CONFERENCE	1- 1	4- 5	3- 1				
4- 3	0- 0	0- 0	HOME	1- 1	3- 2	3- 1				
1- 2	0- 0	0- 0	AWAY	0- 0	1- 2	0- 0				
0- 3	0- 2	0- 0	NEUTRAL	0- 0	0- 1	0- 0				
2- 8	0- 2	0- 3	CONFERENCE	0- 0	2- 3	1- 0				
1- 3	0- 1	0- 1	HOME	0- 0	1- 1	1- 0				
1- 5	0- 1	0- 2	AWAY	0- 0	1- 2	0- 0				
0- 0	0- 0	0- 0	NEUTRAL	0- 0	0- 0	0- 0				

RPI 1-25				RPI 26-50				RPI 51-100				RPI 101+				Team's RPI: 176
RPI	S	Opponent	Score	RPI	S	Opponent	Score	RPI	S	Opponent	Score	RPI	S	Opponent	Score	
1	A	UConn	49 97	28	H	South Fla.	62 81	64	H	IUPUI	57 80	121	A	Vanderbilt	71 60	
1	H	UConn	36 93	47	A	UCF	41 61	72	H	UAB	64 62	132	A	Little Rock	57 86	
5	N	Ohio St.	69 100	48	A	Houston	55 66					136	N	Kent St.	55 70	
25	N	DePaul	67 81									137	A	Cincinnati	53 64	
												144	H	Southern Ill.	56 68	
												168	A	Wichita St.	61 69	
												168	H	Wichita St.	64 77	
												173	A	Louisiana Tech	40 65	
												186	A	Tulsa	69 48	
												202	H	Illinois	47 63	
												207	H	East Carolina	72 36	
												243	H	Grambling	57 48	
												308	H	Jackson St.	64 53	
												336	H	Tennessee St.	79 75	

LAST 12 Division I GAMES:																
48	A	Houston	55 66	186	A	Tulsa	69 48									
47	A	UCF	41 61	168	A	Wichita St.	61 69									
168	H	Wichita St.	64 77	207	H	East Carolina	72 36									
1	H	UConn	36 93	1	A	UConn	49 97									
137	A	Cincinnati	53 64	243	H	Grambling	57 48									
28	H	South Fla.	62 81	308	H	Jackson St.	64 53									

Non-Div I Games:

Memphis

Mercer				Through Games Of Feb. 7, 2018																
Average RPI Win:		211	WON-LOST		WINNING		LAST 10		STRENGTH OF		OPP. STRENGTH		TEAM		ADJ.		CONF.		ADJ CONF.	
Average RPI Loss:		33	RECORD		PCT. RANK		GAMES		SCHEDULE		OF SCHEDULE		RPI		RPI		RPI		RPI	
DIV. I ONLY			22- 2		5		10- 0		235		165		60		60		17		17	
DIV. I NON-CONF.			13- 2		20		3- 0		230		176		67		67		16		16	

TOTALS		RPI 1-25		RPI 26-50		W-L RECORDS		RPI 51-100		RPI 101-999		RPI 201+								
22- 2		0- 1		1- 1		OVERALL		2- 0		19- 0		11- 0								
10- 1		0- 1		0- 0		HOME		1- 0		9- 0		7- 0								
11- 0		0- 0		1- 0		AWAY		1- 0		9- 0		3- 0								
1- 1		0- 0		0- 1		NEUTRAL		0- 0		1- 0		1- 0								
13- 2		0- 1		1- 1		NON-CONFERENCE		1- 0		11- 0		7- 0								
6- 1		0- 1		0- 0		HOME		1- 0		5- 0		4- 0								
6- 0		0- 0		1- 0		AWAY		0- 0		5- 0		2- 0								
1- 1		0- 0		0- 1		NEUTRAL		0- 0		1- 0		1- 0								
9- 0		0- 0		0- 0		CONFERENCE		1- 0		8- 0		4- 0								
4- 0		0- 0		0- 0		HOME		0- 0		4- 0		3- 0								
5- 0		0- 0		0- 0		AWAY		1- 0		4- 0		1- 0								
0- 0		0- 0		0- 0		NEUTRAL		0- 0		0- 0		0- 0								

RPI 1-25				RPI 26-50				RPI 51-100				Team's RPI: 60				RPI 101+			
RPI	S	Opponent	Score	RPI	S	Opponent	Score	RPI	S	Opponent	Score	RPI	S	Opponent	Score	RPI	S	Opponent	Score
20	H	Georgia	54 72	46	N	Western Ky.	62 67	91	A	Chattanooga	71 50	101	A	North Carolina	97 86				
				47	A	UCF	73 64	94	H	George Washington	61 44	143	A	ETSU	85 65				
												155	H	Davidson	69 54				
												166	A	Samford	73 59				
												180	A	Charlotte	90 74				
												182	A	Fla. Atlantic	66 55				
												189	A	Furman	86 64				
												189	H	Furman	65 53				
												233	H	UNCG	80 57				
												241	H	Howard	70 44				
												247	A	Campbell	58 57				
												248	A	UNC Asheville	67 56				
												271	A	Wofford	71 46				
												271	H	Wofford	80 39				
												293	N	VCU	70 54				
												321	H	Ga. Southern	72 45				
												322	H	South Carolina St.	74 53				
												326	H	Western Caro.	72 50				
												339	H	Winthrop	93 45				
LAST 12 Division I GAMES:																			
				271	H	Wofford	80 39					166	A	Samford	73 59				
				189	H	Furman	65 53					189	A	Furman	86 64				
				91	A	Chattanooga	71 50					271	A	Wofford	71 46				
				143	A	ETSU	85 65					180	A	Charlotte	90 74				
				326	H	Western Caro.	72 50					101	A	North Carolina	97 86				
				233	H	UNCG	80 57					241	H	Howard	70 44				

Non-Div I Games:

Mercer

Average RPI Win:	154	WON-LOST RECORD	WINNING PCT. RANK	LAST 10 GAMES	STRENGTH OF SCHEDULE	OPP. STRENGTH OF SCHEDULE	TEAM RPI	ADJ. RPI	CONF. RPI	ADJ CONF. RPI
Average RPI Loss:	46									
DIV. I ONLY	16- 7	68	6- 4	53	33	51	51	1	1	
DIV. I NON-CONF.	10- 3	51	2- 0	179	89	95	95	1	1	

TOTALS	RPI 1-25	RPI 26-50	W-L RECORDS	RPI 51-100	RPI 101-999	RPI 201+				
16- 7	1- 4	1- 0	OVERALL	3- 1	11- 2	5- 0				
10- 4	1- 2	1- 0	HOME	2- 1	6- 1	4- 0				
4- 3	0- 2	0- 0	AWAY	1- 0	3- 1	0- 0				
2- 0	0- 0	0- 0	NEUTRAL	0- 0	2- 0	1- 0				
10- 3	0- 1	0- 0	NON-CONFERENCE	2- 1	8- 1	5- 0				
8- 2	0- 1	0- 0	HOME	2- 1	6- 0	4- 0				
0- 1	0- 0	0- 0	AWAY	0- 0	0- 1	0- 0				
2- 0	0- 0	0- 0	NEUTRAL	0- 0	2- 0	1- 0				
6- 4	1- 3	1- 0	CONFERENCE	1- 0	3- 1	0- 0				
2- 2	1- 1	1- 0	HOME	0- 0	0- 1	0- 0				
4- 2	0- 2	0- 0	AWAY	1- 0	3- 0	0- 0				
0- 0	0- 0	0- 0	NEUTRAL	0- 0	0- 0	0- 0				

RPI 1-25				RPI 26-50				RPI 51-100 Team's RPI: 51				RPI 101+			
RPI	S	Opponent	Score	RPI	S	Opponent	Score	RPI	S	Opponent	Score	RPI	S	Opponent	Score
2	A	Notre Dame	76 83	37	H	Syracuse	72 67	52	A	Virginia Tech	82 78	101	A	North Carolina	92 72
4	H	Louisville	74 84					58	H	St. John's (NY)	64 74	104	H	Wake Forest	50 61
6	A	Florida St.	67 105					59	H	Michigan St.	67 57	108	H	Kentucky	65 54
15	H	Maryland	71 79					73	H	Maine	80 70	128	H	Bethune-Cookman	85 39
17	H	Duke	51 48									135	A	Colorado	61 67
												138	A	Clemson	72 60
												144	N	Southern Ill.	75 65
												196	A	Boston College	65 43
												221	H	New Orleans	76 46
												284	N	Sacramento St.	82 56
												288	H	Vermont	73 49
												294	H	FIU	77 69
												320	H	Alabama St.	79 31

LAST 12 Division I GAMES:															
101	A	North Carolina	92 72	6	A	Florida St.	67 105	104	H	Wake Forest	50 61				
52	A	Virginia Tech	82 78	4	H	Louisville	74 84	2	A	Notre Dame	76 83				
196	A	Boston College	65 43	17	H	Duke	51 48	128	H	Bethune-Cookman	85 39				
37	H	Syracuse	72 67	144	N	Southern Ill.	75 65								
138	A	Clemson	72 60												

Non-Div I Games:

Average RPI	Win:	197	WON-LOST	WINNING	LAST 10	STRENGTH OF	OPP. STRENGTH	TEAM	ADJ.	CONF.	ADJ CONF.
Average RPI	Loss:	91	RECORD	PCT. RANK	GAMES	SCHEDULE	OF SCHEDULE	RPI	RPI	RPI	RPI
DIV. I ONLY		15- 8		86	6- 4	130	142	87	87	7	7
DIV. I NON-CONF.		8- 3		65	0- 0	248	316	94	94	8	8

TOTALS	RPI 1-25		RPI 26-50		W-L RECORDS	RPI 51-100		RPI 101-999		RPI 201+	
15- 8	0- 1		0- 3		OVERALL	3- 0		12- 4		6- 0	
9- 2	0- 0		0- 1		HOME	2- 0		7- 1		5- 0	
5- 6	0- 1		0- 2		AWAY	1- 0		4- 3		1- 0	
1- 0	0- 0		0- 0		NEUTRAL	0- 0		1- 0		0- 0	
8- 3	0- 0		0- 1		NON-CONFERENCE	1- 0		7- 2		5- 0	
5- 0	0- 0		0- 0		HOME	0- 0		5- 0		4- 0	
2- 3	0- 0		0- 1		AWAY	1- 0		1- 2		1- 0	
1- 0	0- 0		0- 0		NEUTRAL	0- 0		1- 0		0- 0	
7- 5	0- 1		0- 2		CONFERENCE	2- 0		5- 2		1- 0	
4- 2	0- 0		0- 1		HOME	2- 0		2- 1		1- 0	
3- 3	0- 1		0- 1		AWAY	0- 0		3- 1		0- 0	
0- 0	0- 0		0- 0		NEUTRAL	0- 0		0- 0		0- 0	

RPI	S	Opponent	Score	RPI	S	Opponent	Score	RPI	S	Opponent	Score	RPI	S	Opponent	Score
23	A	Buffalo	67 72	27	H	Central Mi ch.	66 84	64	A	IUPUI	96 83	106	A	Western Mi ch.	70 81
				34	A	Purdue	66 75	65	H	Tol edo	67 58	130	A	Northern Ill.	77 62
				42	A	Ball St.	61 86	80	H	Ohio	64 55	130	H	Northern Ill.	67 65
												137	A	Cincinnati	62 73
												159	A	Loyola Marymount	71 84
												175	H	Jacksonville St.	58 55
												195	N	Denver	69 52
												198	A	Bowling Green	66 62
												200	A	Eastern Mi ch.	73 69
												200	H	Eastern Mi ch.	59 74
												222	H	Akron	75 67
												257	A	Indiana St.	68 56
												290	H	Valparaiso	77 68
												296	H	Cani si us	72 47
												310	H	Detroit Mercy	91 64
												342	H	Florida A&M	73 33

LAST 12 Division I GAMES:															
65	H	Toledo	67 58	222	H	Akron	75 67								
198	A	Bowling Green	66 62	200	H	Eastern Mi ch.	59 74								
130	A	Northern Ill.	77 62	23	A	Buffalo	67 72								
80	H	Ohio	64 55	27	H	Central Mi ch.	66 84								
200	A	Eastern Mi ch.	73 69	42	A	Ball St.	61 86								
106	A	Western Mi ch.	70 81	130	H	Northern Ill.	67 65								

Non-Div I Games:

Mi ami (OH)

RPI 1-25				RPI 26-50				RPI 51-100				RPI 101+			
RPI	S	Opponent	Score	RPI	S	Opponent	Score	RPI	S	Opponent	Score	RPI	S	Opponent	Score
2	H	Notre Dame	63 83	32	H	Marquette	82 76	57	A	Nebraska	69 64	111	H	George Mason	75 61
4	A	Louisville	49 74	34	H	Purdue	79 81	59	H	Michigan St.	74 48	136	H	Kent St.	54 41
5	A	Ohio St.	84 75					70	H	Indiana	84 79	185	A	Wisconsin	80 57
5	H	Ohio St.	71 78					79	H	Penn St.	89 69	192	A	Northwestern	80 59
14	A	Rutgers	56 63					80	A	Ohio	74 61	202	H	Illinois	86 42
22	A	Iowa	72 82					100	H	Liberty	74 50	203	H	Oakland	78 69
LAST 12 Division I GAMES:															
14	A	Rutgers	56 63	57	A	Nebraska	69 64								
34	H	Purdue	79 81	70	H	Indiana	84 79								
192	A	Northwestern	80 59	5	H	Ohio St.	71 78								
59	H	Michigan St.	74 48	185	A	Wisconsin	80 57								
202	H	Illinois	86 42	22	A	Iowa	72 82								
5	A	Ohio St.	84 75	79	H	Penn St.	89 69								

Mi chi gan

Average RPI Loss: 34

DIV. I ONLY	14- 10	121	3- 7	35	32	59	59	3	3
DIV. I NON-CONF.	10- 3	51	1- 0	92	70	39	39	4	4
TOTALS	RPI 1-25	RPI 26-50	W-L RECORDS	RPI 51-100	RPI 101-999	RPI 201+			
14- 10	1- 5	1- 1	OVERALL	2- 4	10- 0	6- 0			
7- 3	0- 2	0- 0	HOME	1- 1	6- 0	3- 0			
5- 6	1- 2	0- 1	AWAY	1- 3	3- 0	2- 0			
2- 1	0- 1	1- 0	NEUTRAL	0- 0	1- 0	1- 0			
10- 3	0- 2	1- 0	NON-CONFERENCE	1- 1	8- 0	5- 0			
6- 0	0- 0	0- 0	HOME	1- 0	5- 0	3- 0			
2- 2	0- 1	0- 0	AWAY	0- 1	2- 0	1- 0			
2- 1	0- 1	1- 0	NEUTRAL	0- 0	1- 0	1- 0			
4- 7	1- 3	0- 1	CONFERENCE	1- 3	2- 0	1- 0			
1- 3	0- 2	0- 0	HOME	0- 1	1- 0	0- 0			
3- 4	1- 1	0- 1	AWAY	1- 2	1- 0	1- 0			
0- 0	0- 0	0- 0	NEUTRAL	0- 0	0- 0	0- 0			

RPI 1-25					RPI 26-50					RPI 51-100					RPI 101+				
RPI	S	Opponent	Score		RPI	S	Opponent	Score		RPI	S	Opponent	Score		RPI	S	Opponent	Score	
1	N	UConn	62	96	28	N	South Fla.	83	73	51	A	Miami (FL)	57	67	106	H	Western Mich.	65	62
2	A	Notre Dame	59	90	35	A	Michigan	48	74	56	A	Minnesota	77	83	143	A	ETSU	83	74
5	A	Ohio St.	62	78						61	H	Quinnipiac	74	55	151	H	Robert Morris	100	58
14	H	Rutgers	58	61						70	A	Indiana	68	46	192	H	Northwestern	81	51
15	A	Maryland	82	68						70	H	Indiana	65	69	202	A	Illinois	67	55
22	H	Iowa	68	71						79	A	Penn St.	59	74	203	H	Oakland	95	63
Team's RPI: 59																			
LAST 12 Division I GAMES:																			
79	A	Penn St.	59	74	15	A	Maryland	82	68										
22	H	Iowa	68	71	56	A	Minnesota	77	83										
5	A	Ohio St.	62	78	192	H	Northwestern	81	51										
35	A	Michigan	48	74	14	H	Rutgers	58	61										
70	H	Indiana	65	69	70	A	Indiana	68	46										
202	A	Illinois	67	55	341	N	Mississippi Val.	83	64										

Non-Div I Games:

Mi chi gan St.

Average RPI Win:	235	WON-LOST	WINNING	LAST 10	STRENGTH OF	OPP. STRENGTH	TEAM	ADJ.	CONF.	ADJ CONF.
Average RPI Loss:	87	RECORD	PCT. RANK	GAMES	SCHEDULE	OF SCHEDULE	RPI	RPI	RPI	RPI
DIV. I ONLY	13- 9	120	6- 4	181	131	131	131	18	18	
DIV. I NON-CONF.	8- 5	111	2- 1	245	66	119	119	19	19	

TOTALS	RPI 1-25	RPI 26-50	W-L RECORDS	RPI 51-100	RPI 101-999	RPI 201+				
13- 9	0- 1	0- 2	OVERALL	0- 3	13- 3	8- 0				
7- 3	0- 0	0- 0	HOME	0- 1	7- 2	4- 0				
5- 5	0- 1	0- 1	AWAY	0- 2	5- 1	3- 0				
1- 1	0- 0	0- 1	NEUTRAL	0- 0	1- 0	1- 0				
8- 5	0- 1	0- 1	NON-CONFERENCE	0- 2	8- 1	5- 0				
5- 0	0- 0	0- 0	HOME	0- 0	5- 0	3- 0				
2- 4	0- 1	0- 0	AWAY	0- 2	2- 1	1- 0				
1- 1	0- 0	0- 1	NEUTRAL	0- 0	1- 0	1- 0				
5- 4	0- 0	0- 1	CONFERENCE	0- 1	5- 2	3- 0				
2- 3	0- 0	0- 0	HOME	0- 1	2- 2	1- 0				
3- 1	0- 0	0- 1	AWAY	0- 0	3- 0	2- 0				
0- 0	0- 0	0- 0	NEUTRAL	0- 0	0- 0	0- 0				

RPI 1-25				RPI 26-50				RPI 51-100				RPI 101+				Team's RPI: 131
RPI	S	Opponent	Score	RPI	S	Opponent	Score	RPI	S	Opponent	Score	RPI	S	Opponent	Score	
4	A	Louisville	26 80	46	A	Western Ky.	43 57	62	A	Georgia Tech	45 48	108	H	Kentucky	62 57	
				50	N	Southern California	57 72	72	H	UAB	51 59	120	A	Ole Miss	56 65	
								97	A	Tulane	44 62	121	A	Vanderbilt	65 54	
												122	A	UTEP	54 45	
												163	H	Southern Miss.	53 61	
												173	H	Louisiana Tech	49 66	
												180	H	Charlotte	64 45	
												193	H	Troy	73 57	
												248	A	UNC Asheville	72 57	
												251	H	North Texas	56 48	
												268	H	Lipscomb	72 48	
												296	N	Cani si us	55 45	
												300	H	Coppin St.	69 39	
												303	A	UTSA	62 47	
												329	H	Tennessee Tech	58 44	
												330	A	Marshall	73 57	

LAST 12 Division I GAMES:																
173	H	Louisiana Tech	49 66	303	A	UTSA	62 47									
180	H	Charlotte	64 45	72	H	UAB	51 59									
330	A	Marshall	73 57	46	A	Western Ky.	43 57									
163	H	Southern Miss.	53 61	108	H	Kentucky	62 57									
251	H	North Texas	56 48	296	N	Cani si us	55 45									
122	A	UTEP	54 45	50	N	Southern California	57 72									

Non-Div I Games:

Middle Tenn.

Average RPI Win:	235	WON-LOST	WINNING	LAST 10	STRENGTH OF	OPP. STRENGTH	TEAM	ADJ.	CONF.	ADJ CONF.
Average RPI Loss:	83	RECORD	PCT. RANK	GAMES	SCHEDULE	OF SCHEDULE	RPI	RPI	RPI	RPI
DIV. I ONLY	17- 7	60	7- 3	266	148	114	114	11	11	
DIV. I NON-CONF.	9- 3	61	0- 0	282	156	112	112	13	13	

TOTALS	RPI 1-25	RPI 26-50	W-L RECORDS	RPI 51-100	RPI 101-999	RPI 201+				
17- 7	0- 1	0- 2	OVERALL	1- 3	16- 1	11- 1				
7- 3	0- 0	0- 1	HOME	1- 1	6- 1	5- 1				
9- 3	0- 1	0- 0	AWAY	0- 2	9- 0	6- 0				
1- 1	0- 0	0- 1	NEUTRAL	0- 0	1- 0	0- 0				
9- 3	0- 0	0- 2	NON-CONFERENCE	0- 1	9- 0	5- 0				
3- 1	0- 0	0- 1	HOME	0- 0	3- 0	3- 0				
5- 1	0- 0	0- 0	AWAY	0- 1	5- 0	2- 0				
1- 1	0- 0	0- 1	NEUTRAL	0- 0	1- 0	0- 0				
8- 4	0- 1	0- 0	CONFERENCE	1- 2	7- 1	6- 1				
4- 2	0- 0	0- 0	HOME	1- 1	3- 1	2- 1				
4- 2	0- 1	0- 0	AWAY	0- 1	4- 0	4- 0				
0- 0	0- 0	0- 0	NEUTRAL	0- 0	0- 0	0- 0				

RPI	S	Opponent	Score	RPI	S	Opponent	Score	RPI	S	Opponent	Score	RPI	S	Opponent	Score	Team's RPI: 114
13	A	Green Bay	29 52	32	H	Marquette	68 83	64	H	IUPUI	68 70	107	A	Western Ill.	77 67	
				48	N	Houston	59 74	86	A	Drake	73 77	127	H	Cleveland St.	79 72	
								95	A	Wright St.	51 56	184	N	CSUN	58 50	
								95	H	Wright St.	59 53	185	A	Wisconsin	67 64	
												192	A	Northwestern	66 57	
												203	A	Oakland	74 62	
												228	H	Youngstown St.	62 61	
												240	A	Northern Ky.	52 49	
												240	H	Northern Ky.	57 60	
												265	H	North Dakota St.	74 38	
												267	H	Illinois St.	61 59	
												297	H	Loyola Chicago	63 41	
												310	A	Detroit Mercy	70 61	
												316	A	Fort Wayne	60 48	
												317	A	Ill. -Chicago	76 53	
												317	H	Ill. -Chicago	59 44	
												343	A	Chicago St.	84 59	

LAST 12 Division I GAMES:																
				240	H	Northern Ky.	57 60	317	A	Ill. -Chicago	76 53					
				95	H	Wright St.	59 53	228	H	Youngstown St.	62 61					
				317	H	Ill. -Chicago	59 44	127	H	Cleveland St.	79 72					
				64	H	IUPUI	68 70	13	A	Green Bay	29 52					
				310	A	Detroit Mercy	70 61	95	A	Wright St.	51 56					
				203	A	Oakland	74 62	240	A	Northern Ky.	52 49					

Non-Div I Games:

Milwaukee

Average RPI		Win: 166	WON-LOST	WINNING	LAST 10	STRENGTH OF		OPP. STRENGTH	TEAM	ADJ.	CONF.	ADJ CONF.
Loss: 69			RECORD	PCT. RANK	GAMES	SCHEDULE		OF SCHEDULE	RPI	RPI	RPI	RPI
DIV. I ONLY			17- 6	52	6- 4	145		42	56	56	3	3
DIV. I NON-CONF.			11- 2	22	2- 0	292		97	77	77	4	4

TOTALS		RPI 1-25		RPI 26-50		W-L RECORDS		RPI 51-100	RPI 101-999		RPI 201+	
17- 6		1- 3		0- 0		OVERALL		3- 1	13- 2		4- 1	
10- 1		1- 0		0- 0		HOME		1- 1	8- 0		3- 0	
6- 5		0- 3		0- 0		AWAY		2- 0	4- 2		1- 1	
1- 0		0- 0		0- 0		NEUTRAL		0- 0	1- 0		0- 0	
11- 2		0- 0		0- 0		NON-CONFERENCE		1- 0	10- 2		4- 1	
7- 0		0- 0		0- 0		HOME		0- 0	7- 0		3- 0	
3- 2		0- 0		0- 0		AWAY		1- 0	2- 2		1- 1	
1- 0		0- 0		0- 0		NEUTRAL		0- 0	1- 0		0- 0	
6- 4		1- 3		0- 0		CONFERENCE		2- 1	3- 0		0- 0	
3- 1		1- 0		0- 0		HOME		1- 1	1- 0		0- 0	
3- 3		0- 3		0- 0		AWAY		1- 0	2- 0		0- 0	
0- 0		0- 0		0- 0		NEUTRAL		0- 0	0- 0		0- 0	

RPI	S	Opponent	Score	RPI	S	Opponent	Score	RPI	S	Opponent	Score	RPI	S	Opponent	Score
5	A	Ohio St.	75 91					57	H	Nebraska	74 79	101	A	North Carolina	83 88
14	A	Rutgers	70 80					59	H	Michigan St.	83 77	104	N	Wake Forest	93 81
22	A	Iowa	84 92					79	A	Penn St.	91 71	124	A	Georgetown	73 63
22	H	Iowa	77 72					92	A	UNLV	79 72	152	H	Cal Poly	112 68
												160	H	Lehigh	107 73
												185	A	Wisconsin	71 61
												185	H	Wisconsin	90 65
												192	A	Northwestern	90 63
												196	H	Boston College	78 68
												200	H	Eastern Mich.	80 56
												209	H	Xavier	74 62
												213	A	San Diego	69 72
												242	H	UC Riverside	101 75
												293	H	VCU	108 63
												331	A	Rhode Island	82 60

LAST 12 Division I GAMES:															
22	A	Iowa	84 92	59	H	Michigan St.	83 77								
185	A	Wisconsin	71 61	5	A	Ohio St.	75 91								
22	H	Iowa	77 72	57	H	Nebraska	74 79								
185	H	Wisconsin	90 65	192	A	Northwestern	90 63								
14	A	Rutgers	70 80	242	H	UC Riverside	101 75								
79	A	Penn St.	91 71	152	H	Cal Poly	112 68								

Non-Div I Games:

Minnesota

Average RPI	Win:	96	WON-LOST	WINNING	LAST 10	STRENGTH OF	OPP. STRENGTH	TEAM	ADJ.	CONF.	ADJ CONF.
Average RPI	Loss:	0	RECORD	PCT. RANK	GAMES	SCHEDULE	OF SCHEDULE	RPI	RPI	RPI	RPI
DIV. I ONLY		24- 0		1	10- 0	8	27	3	3	2	2
DIV. I NON-CONF.		14- 0		1	2- 0	36	30	3	3	2	2

TOTALS	RPI 1-25		RPI 26-50		W-L RECORDS	RPI 51-100		RPI 101-999		RPI 201+	
24- 0	7- 0		4- 0		OVERALL	4- 0		9- 0		2- 0	
13- 0	2- 0		2- 0		HOME	3- 0		6- 0		2- 0	
6- 0	4- 0		0- 0		AWAY	1- 0		1- 0		0- 0	
5- 0	1- 0		2- 0		NEUTRAL	0- 0		2- 0		0- 0	
14- 0	2- 0		4- 0		NON-CONFERENCE	2- 0		6- 0		2- 0	
8- 0	1- 0		2- 0		HOME	1- 0		4- 0		2- 0	
1- 0	0- 0		0- 0		AWAY	1- 0		0- 0		0- 0	
5- 0	1- 0		2- 0		NEUTRAL	0- 0		2- 0		0- 0	
10- 0	5- 0		0- 0		CONFERENCE	2- 0		3- 0		0- 0	
5- 0	1- 0		0- 0		HOME	2- 0		2- 0		0- 0	
5- 0	4- 0		0- 0		AWAY	0- 0		1- 0		0- 0	
0- 0	0- 0		0- 0		NEUTRAL	0- 0		0- 0		0- 0	

RPI	S	Opponent	Score	RPI	S	Opponent	Score	RPI	S	Opponent	Score	RPI	S	Opponent	Score
7	H	Oregon	90 79	29	H	Virginia	68 53	73	H	Maine	83 43	120	A	Ole Miss	69 49
11	A	Tennessee	71 52	33	N	Arizona St.	65 57	88	H	Arkansas	111 69	120	H	Ole Miss	76 45
13	N	Green Bay	67 46	37	N	Syracuse	76 65	92	A	UNLV	103 63	132	H	Little Rock	86 48
18	A	Missouri	57 53	43	H	Oklahoma St.	79 76	99	H	Alabama	75 61	150	N	Louisiana	94 37
20	A	Georgia	86 62									163	H	Southern Miss.	91 56
21	H	South Carolina	67 53									172	H	Florida	90 53
24	A	LSU	83 70									190	N	Columbia	90 54
												315	H	Georgia St.	106 50
												341	H	Mississippi Val.	112 36

LAST 12 Division I GAMES:															
21	H	South Carolina	67 53	120	H	Ole Miss	76 45								
18	A	Missouri	57 53	24	A	LSU	83 70								
120	A	Ole Miss	69 49	88	H	Arkansas	111 69								
172	H	Florida	90 53	20	A	Georgia	86 62								
11	A	Tennessee	71 52	341	H	Mississippi Val.	112 36								
99	H	Alabama	75 61	37	N	Syracuse	76 65								

Non-Div I Games:

Mississippi St.

Average RPI Win:	308	WON-LOST	WINNING	LAST 10	STRENGTH OF	OPP. STRENGTH	TEAM	ADJ.	CONF.	ADJ CONF.
Average RPI Loss:	206	RECORD	PCT. RANK	GAMES	SCHEDULE	OF SCHEDULE	RPI	RPI	RPI	RPI
DIV. I ONLY	1- 22	347	1- 9	260	317	341	341	32	32	
DIV. I NON-CONF.	0- 12	337	0- 1	76	161	294	294	32	32	

TOTALS	RPI 1-25	RPI 26-50	W-L RECORDS	RPI 51-100	RPI 101-999	RPI 201+				
1- 22	0- 1	0- 2	OVERALL	0- 3	1- 16	1- 13				
1- 7	0- 0	0- 0	HOME	0- 0	1- 7	1- 6				
0- 10	0- 0	0- 0	AWAY	0- 0	0- 0	0- 0				
0- 5	0- 0	0- 1	NEUTRAL	0- 2	0- 2	0- 2				
0- 12	0- 1	0- 2	NON-CONFERENCE	0- 3	0- 6	0- 4				
0- 1	0- 0	0- 0	HOME	0- 0	0- 1	0- 1				
0- 6	0- 1	0- 1	AWAY	0- 1	0- 3	0- 1				
0- 5	0- 0	0- 1	NEUTRAL	0- 2	0- 2	0- 2				
1- 10	0- 0	0- 0	CONFERENCE	0- 0	1- 10	1- 9				
1- 6	0- 0	0- 0	HOME	0- 0	1- 6	1- 5				
0- 4	0- 0	0- 0	AWAY	0- 0	0- 4	0- 4				
0- 0	0- 0	0- 0	NEUTRAL	0- 0	0- 0	0- 0				

RPI 1-25				RPI 26-50				RPI 51-100				RPI 101+ Team's RPI: 341			
RPI	S	Opponent	Score	RPI	S	Opponent	Score	RPI	S	Opponent	Score	RPI	S	Opponent	Score
3	A	Mi ssi ssi ppi St.	36 112	44	N	Dayton	46 65	59	N	Mi chi gan St.	64 83	135	A	Col orado	48 85
				46	A	Western Ky.	48 87	72	A	UAB	72 87	163	A	Southern Mi ss.	69 84
								86	N	Drake	60 96	165	H	Southern U.	54 70
												243	H	Grambl ing	62 64
												244	H	Ni chol l s St.	57 62
												249	A	Texas Southern	39 55
												262	A	Prai rie View	73 78
												277	H	Al corn	70 76
												287	N	Massachusetts	46 85
												303	N	UTSA	55 68
												304	A	Al abama A&M	48 65
												304	H	Al abama A&M	49 57
												307	A	Murray St.	63 64
												308	H	Jackson St.	72 61
												320	A	Al abama St.	41 76
												320	H	Al abama St.	62 70
												337	H	Ark. -Pi ne Bl uff	59 64

LAST 12 Di vi si on I GAMES:															
304	H	Al abama A&M	49 57	165	H	Southern U.	54 70								
320	H	Al abama St.	62 70	277	H	Al corn	70 76								
243	H	Grambl ing	62 64	304	A	Al abama A&M	48 65								
308	H	Jackson St.	72 61	320	A	Al abama St.	41 76								
262	A	Prai rie View	73 78	337	H	Ark. -Pi ne Bl uff	59 64								
249	A	Texas Southern	39 55	3	A	Mi ssi ssi ppi St.	36 112								

Non-Di v I Games:

Average RPI Win:	126	WON-LOST	WINNING	LAST 10	STRENGTH OF	OPP. STRENGTH	TEAM	ADJ.	CONF.	ADJ CONF.
Average RPI Loss:	23	RECORD	PCT. RANK	GAMES	SCHEDULE	OF SCHEDULE	RPI	RPI	RPI	RPI
DIV. I ONLY	18- 5	34	6- 4	26	25	18	18	2	2	
DIV. I NON-CONF.	12- 1	6	2- 0	82	41	13	13	2	2	

TOTALS	RPI 1-25	RPI 26-50	W-L RECORDS	RPI 51-100	RPI 101-999	RPI 201+				
18- 5	1- 4	1- 1	OVERALL	6- 0	10- 0	4- 0				
9- 2	1- 2	0- 0	HOME	3- 0	5- 0	2- 0				
5- 2	0- 2	1- 0	AWAY	1- 0	3- 0	0- 0				
4- 1	0- 0	0- 1	NEUTRAL	2- 0	2- 0	2- 0				
12- 1	0- 0	1- 1	NON-CONFERENCE	4- 0	7- 0	4- 0				
6- 0	0- 0	0- 0	HOME	2- 0	4- 0	2- 0				
2- 0	0- 0	1- 0	AWAY	0- 0	1- 0	0- 0				
4- 1	0- 0	0- 1	NEUTRAL	2- 0	2- 0	2- 0				
6- 4	1- 4	0- 0	CONFERENCE	2- 0	3- 0	0- 0				
3- 2	1- 2	0- 0	HOME	1- 0	1- 0	0- 0				
3- 2	0- 2	0- 0	AWAY	1- 0	2- 0	0- 0				
0- 0	0- 0	0- 0	NEUTRAL	0- 0	0- 0	0- 0				

RPI	S	Opponent	Score	RPI	S	Opponent	Score	RPI	S	Opponent	Score	RPI	S	Opponent	Score
3	H	Mississippi St.	53 57	36	A	California	55 52	61	N	Quinnipiac	66 51	103	H	Saint Louis	70 58
20	A	Georgia	50 62	46	N	Western Ky.	76 79	70	N	Indiana	75 55	118	A	Missouri St.	69 59
21	A	South Carolina	54 64					88	H	Arkansas	88 54	120	A	Ole Miss	67 48
21	H	South Carolina	83 74					90	H	Kansas St.	73 59	121	A	Vanderbilt	81 70
24	H	LSU	65 69					95	H	Wright St.	82 80	142	H	SIUE	78 48
								99	A	Alabama	62 56	172	H	Florida	66 64
												202	H	Illinois	72 55
												209	N	Xavier	74 48
												221	H	New Orleans	81 45
												300	N	Coppin St.	73 50

LAST 12 Division I GAMES:															
172	H	Florida	66 64	121	A	Vanderbilt	81 70								
3	H	Mississippi St.	53 57	21	H	South Carolina	83 74								
21	A	South Carolina	54 64	24	H	LSU	65 69								
20	A	Georgia	50 62	99	A	Alabama	62 56								
88	H	Arkansas	88 54	202	H	Illinois	72 55								
120	A	Ole Miss	67 48	209	N	Xavier	74 48								

Non-Div I Games:

Missouri

Average RPI	Win:	234	WON-LOST	WINNING	LAST 10	STRENGTH OF	OPP. STRENGTH	TEAM	ADJ.	CONF.	ADJ CONF.
Average RPI	Loss:	87	RECORD	PCT. RANK	GAMES	SCHEDULE	OF SCHEDULE	RPI	RPI	RPI	RPI
DIV. I ONLY	11- 10	158	7- 3	112	171	118	118	24	24		
DIV. I NON-CONF.	3- 7	254	0- 1	19	74	163	163	22	22		

TOTALS	RPI 1-25	RPI 26-50	W-L RECORDS	RPI 51-100	RPI 101-999	RPI 201+					
11- 10	0- 2	0- 1	OVERALL	0- 4	11- 3	7- 0					
6- 2	0- 1	0- 0	HOME	0- 1	6- 0	3- 0					
5- 6	0- 0	0- 1	AWAY	0- 2	5- 3	4- 0					
0- 2	0- 1	0- 0	NEUTRAL	0- 1	0- 0	0- 0					
3- 7	0- 2	0- 1	NON-CONFERENCE	0- 2	3- 2	1- 0					
3- 1	0- 1	0- 0	HOME	0- 0	3- 0	1- 0					
0- 4	0- 0	0- 1	AWAY	0- 1	0- 2	0- 0					
0- 2	0- 1	0- 0	NEUTRAL	0- 1	0- 0	0- 0					
8- 3	0- 0	0- 0	CONFERENCE	0- 2	8- 1	6- 0					
3- 1	0- 0	0- 0	HOME	0- 1	3- 0	2- 0					
5- 2	0- 0	0- 0	AWAY	0- 1	5- 1	4- 0					
0- 0	0- 0	0- 0	NEUTRAL	0- 0	0- 0	0- 0					

RPI 1-25				RPI 26-50				RPI 51-100				RPI 101+ Team's RPI: 118			
RPI	S	Opponent	Score	RPI	S	Opponent	Score	RPI	S	Opponent	Score	RPI	S	Opponent	Score
9	N	Bayl or	58 100	42	A	Bal l St.	58 70	86	A	Drake	65 84	132	A	Little Rock	51 63
18	H	Missouri	59 69					86	H	Drake	68 80	144	A	Southern Ill.	69 71
								89	N	Penn	60 65	154	A	UNI	57 52
								99	A	Al abama	61 65	154	H	UNI	62 52
												168	A	Wi chi ta St.	58 72
												168	H	Wi chi ta St.	94 71
												192	H	Northwestern	90 59
												205	H	Oral Roberts	76 66
												246	A	Bradley	71 65
												257	A	Indiana St.	77 63
												267	A	Illinois St.	56 50
												290	H	Valparaiso	83 60
												297	H	Loyola Chicago	75 36
												348	A	Evansville	95 65

LAST 12 Division I GAMES:															
				86	A	Drake	65 84	267	A	Illinois St.	56 50				
				154	A	UNI	57 52	154	H	UNI	62 52				
				144	A	Southern Ill.	69 71	86	H	Drake	68 80				
				297	H	Loyola Chicago	75 36	348	A	Evansville	95 65				
				290	H	Valparaiso	83 60	257	A	Indiana St.	77 63				
				246	A	Bradley	71 65	99	A	Al abama	61 65				

Non-Div I Games: Central Mo. 62 36

Missouri St.

Average RPI Win:	301	WON-LOST	WINNING	LAST 10	STRENGTH OF	OPP. STRENGTH	TEAM	ADJ.	CONF.	ADJ CONF.
Average RPI Loss:	168	RECORD	PCT. RANK	GAMES	SCHEDULE	OF SCHEDULE	RPI	RPI	RPI	RPI
DIV. I ONLY	6- 16	285	4- 6	251	306	298	298	28	28	
DIV. I NON-CONF.	2- 9	295	0- 1	54	286	248	248	26	26	

TOTALS	RPI 1-25	RPI 26-50	W-L RECORDS	RPI 51-100	RPI 101-999	RPI 201+				
6- 16	0- 0	0- 0	OVERALL	0- 6	6- 10	6- 5				
4- 6	0- 0	0- 0	HOME	0- 4	4- 2	4- 1				
1- 10	0- 0	0- 0	AWAY	0- 2	1- 8	1- 4				
1- 0	0- 0	0- 0	NEUTRAL	0- 0	1- 0	1- 0				
2- 9	0- 0	0- 0	NON-CONFERENCE	0- 5	2- 4	2- 1				
1- 4	0- 0	0- 0	HOME	0- 3	1- 1	1- 0				
0- 5	0- 0	0- 0	AWAY	0- 2	0- 3	0- 1				
1- 0	0- 0	0- 0	NEUTRAL	0- 0	1- 0	1- 0				
4- 7	0- 0	0- 0	CONFERENCE	0- 1	4- 6	4- 4				
3- 2	0- 0	0- 0	HOME	0- 1	3- 1	3- 1				
1- 5	0- 0	0- 0	AWAY	0- 0	1- 5	1- 3				
0- 0	0- 0	0- 0	NEUTRAL	0- 0	0- 0	0- 0				

RPI 1-25				RPI 26-50				RPI 51-100				RPI 101+				Team's RPI: 298
RPI	S	Opponent	Score	RPI	S	Opponent	Score	RPI	S	Opponent	Score	RPI	S	Opponent	Score	
								52	H	Virginia Tech	34 84	138	A	Clemson	54 57	
								61	H	Quinnipiac	55 76	151	A	Robert Morris	38 56	
								74	H	Albany (NY)	44 68	160	H	Lehigh	57 75	
								84	A	Navy	49 73	170	A	Marist	46 69	
								94	H	George Washington	45 59	199	A	Siena	41 44	
								98	A	Jacksonville	65 74	232	N	North Florida	67 57	
												252	A	Manhattan	53 63	
												256	A	Fairfield	55 61	
												264	A	Fairleigh Dickinson	61 78	
												269	H	Rider	63 56	
												285	H	Sacred Heart	69 64	
												296	H	Canisius	48 60	
												338	A	Lona	62 56	
												338	H	Lona	68 56	
												344	A	Saint Peter's	47 67	
												344	H	Saint Peter's	51 44	

LAST 12 Division I GAMES:																
				199	A	Siena	41 44	61	H	Quinnipiac	55 76					
				269	H	Rider	63 56	338	A	Lona	62 56					
				252	A	Manhattan	53 63	344	H	Saint Peter's	51 44					
				344	A	Saint Peter's	47 67	256	A	Fairfield	55 61					
				338	H	Lona	68 56	170	A	Marist	46 69					
				296	H	Canisius	48 60	94	H	George Washington	45 59					

Non-Div I Games:

Monmouth

Average RPI Win:	251	WON-LOST	WINNING	LAST 10	STRENGTH OF	OPP. STRENGTH	TEAM	ADJ.	CONF.	ADJ CONF.
Average RPI Loss:	114	RECORD	PCT. RANK	GAMES	SCHEDULE	OF SCHEDULE	RPI	RPI	RPI	RPI
DIV. I ONLY	11- 10	158	7- 3	282	115	227	227	19	19	
DIV. I NON-CONF.	3- 7	254	0- 0	147	208	274	274	15	15	

TOTALS	RPI 1-25	RPI 26-50	W-L RECORDS	RPI 51-100	RPI 101-999	RPI 201+				
11- 10	0- 0	0- 4	OVERALL	0- 1	11- 5	7- 3				
8- 4	0- 0	0- 2	HOME	0- 0	8- 2	5- 1				
3- 4	0- 0	0- 1	AWAY	0- 1	3- 2	2- 1				
0- 2	0- 0	0- 1	NEUTRAL	0- 0	0- 1	0- 1				
3- 7	0- 0	0- 2	NON-CONFERENCE	0- 1	3- 4	2- 2				
3- 3	0- 0	0- 1	HOME	0- 0	3- 2	2- 1				
0- 2	0- 0	0- 0	AWAY	0- 1	0- 1	0- 0				
0- 2	0- 0	0- 1	NEUTRAL	0- 0	0- 1	0- 1				
8- 3	0- 0	0- 2	CONFERENCE	0- 0	8- 1	5- 1				
5- 1	0- 0	0- 1	HOME	0- 0	5- 0	3- 0				
3- 2	0- 0	0- 1	AWAY	0- 0	3- 1	2- 1				
0- 0	0- 0	0- 0	NEUTRAL	0- 0	0- 0	0- 0				

RPI 1-25				RPI 26-50				RPI 51-100				RPI 101+				Team's RPI: 227	
RPI	S	Opponent	Score	RPI	S	Opponent	Score	RPI	S	Opponent	Score	RPI	S	Opponent	Score		
				31	A	Northern Colo.	50 68	77	A	Wyomi ng	62 67	108	H	Kentucky	54 71		
				31	H	Northern Colo.	58 64					123	H	SFA	60 52		
				32	N	Marquette	68 87					139	A	Fresno St.	58 61		
				41	H	Gonzaga	55 70					153	H	Portland St.	69 53		
												156	A	North Dakota	54 43		
												156	H	North Dakota	53 51		
												204	H	Seattle U	64 78		
												220	A	Montana St.	64 81		
												257	N	Indiana St.	45 57		
												284	H	Sacramento St.	68 59		
												299	H	Cal St. Fullerton	68 47		
												302	A	Southern Utah	74 65		
												302	H	Southern Utah	81 71		
												325	A	Northern Ariz.	69 52		
												325	H	Northern Ariz.	70 62		
												335	H	Long Beach St.	67 60		
LAST 12 Division I GAMES:																	
				156	H	North Dakota	53 51	284	H	Sacramento St.	68 59						
				31	H	Northern Colo.	58 64	31	A	Northern Colo.	50 68						
				325	A	Northern Ariz.	69 52	156	A	North Dakota	54 43						
				302	A	Southern Utah	74 65	302	H	Southern Utah	81 71						
				220	A	Montana St.	64 81	325	H	Northern Ariz.	70 62						
				153	H	Portl and St.	69 53	204	H	Seattle U	64 78						

Non-Div I Games: Rocky Mountain 54 38

Montana

Average RPI Win:	250	WON-LOST	WINNING	LAST 10	STRENGTH OF	OPP. STRENGTH	TEAM	ADJ.	CONF.	ADJ CONF.
Average RPI Loss:	134	RECORD	PCT. RANK	GAMES	SCHEDULE	OF SCHEDULE	RPI	RPI	RPI	RPI
DIV. I ONLY	11- 9	143	6- 4	325	106	220	220	19	19	
DIV. I NON-CONF.	4- 5	202	0- 1	256	200	208	208	15	15	

TOTALS	RPI 1-25	RPI 26-50	W-L RECORDS	RPI 51-100	RPI 101-999	RPI 201+				
11- 9	0- 0	0- 3	OVERALL	1- 0	10- 6	8- 2				
7- 2	0- 0	0- 1	HOME	1- 0	6- 1	4- 0				
3- 6	0- 0	0- 2	AWAY	0- 0	3- 4	3- 2				
1- 1	0- 0	0- 0	NEUTRAL	0- 0	1- 1	1- 0				
4- 5	0- 0	0- 1	NON-CONFERENCE	1- 0	3- 4	2- 2				
2- 0	0- 0	0- 0	HOME	1- 0	1- 0	0- 0				
1- 4	0- 0	0- 1	AWAY	0- 0	1- 3	1- 2				
1- 1	0- 0	0- 0	NEUTRAL	0- 0	1- 1	1- 0				
7- 4	0- 0	0- 2	CONFERENCE	0- 0	7- 2	6- 0				
5- 2	0- 0	0- 1	HOME	0- 0	5- 1	4- 0				
2- 2	0- 0	0- 1	AWAY	0- 0	2- 1	2- 0				
0- 0	0- 0	0- 0	NEUTRAL	0- 0	0- 0	0- 0				

RPI	S	Opponent	Score	RPI	S	Opponent	Score	RPI	S	Opponent	Score	RPI	S	Opponent	Score
31	A	Northern Colo.	69 82	31	H	Northern Colo.	63 78	77	H	Wyoming	50 46	116	A	BYU	54 75
50	A	Southern California	47 98									123	H	SFA	59 54
												153	H	Portland St.	60 69
												156	A	North Dakota	70 79
												156	H	North Dakota	72 56
												187	N	Nevada	53 67
												227	H	Montana	81 64
												231	A	Omaha	53 64
												255	A	Hawaii	75 81
												284	H	Sacramento St.	85 50
												292	N	Utah St.	64 52
												302	A	Southern Utah	63 57
												302	H	Southern Utah	91 71
												325	A	Northern Ariz.	78 56
												325	H	Northern Ariz.	81 39
												335	A	Long Beach St.	62 51

LAST 12 Division I GAMES:															
31	H	Northern Colo.	63 78	153	H	Portland St.	60 69								
156	H	North Dakota	72 56	156	A	North Dakota	70 79								
302	A	Southern Utah	63 57	31	A	Northern Colo.	69 82								
325	A	Northern Ariz.	78 56	325	H	Northern Ariz.	81 39								
227	H	Montana	81 64	302	H	Southern Utah	91 71								
284	H	Sacramento St.	85 50	116	A	BYU	54 75								

Non-Div I Games: Montana St. Billings 67 47 Providence (MT) 66 31

Montana St.

Average RPI Win:	284	WON-LOST	WINNING	LAST 10	STRENGTH OF	OPP. STRENGTH	TEAM	ADJ.	CONF.	ADJ CONF.
Average RPI Loss:	146	RECORD	PCT. RANK	GAMES	SCHEDULE	OF SCHEDULE	RPI	RPI	RPI	RPI
DIV. I ONLY	15- 8	86	7- 3	337	289	216	216	26	26	
DIV. I NON-CONF.	7- 4	102	0- 0	337	284	229	229	27	27	

TOTALS	RPI 1-25	RPI 26-50	W-L RECORDS	RPI 51-100	RPI 101-999	RPI 201+				
15- 8	0- 0	0- 0	OVERALL	0- 2	15- 6	14- 2				
5- 5	0- 0	0- 0	HOME	0- 1	5- 4	4- 2				
10- 3	0- 0	0- 0	AWAY	0- 0	10- 0	10- 0				
0- 0	0- 0	0- 0	NEUTRAL	0- 0	0- 0	0- 0				
7- 4	0- 0	0- 0	NON-CONFERENCE	0- 1	7- 3	6- 2				
2- 2	0- 0	0- 0	HOME	0- 0	2- 2	1- 2				
5- 2	0- 0	0- 0	AWAY	0- 1	5- 1	5- 0				
0- 0	0- 0	0- 0	NEUTRAL	0- 0	0- 0	0- 0				
8- 4	0- 0	0- 0	CONFERENCE	0- 1	8- 3	8- 0				
3- 3	0- 0	0- 0	HOME	0- 1	3- 2	3- 0				
5- 1	0- 0	0- 0	AWAY	0- 0	5- 1	5- 0				
0- 0	0- 0	0- 0	NEUTRAL	0- 0	0- 0	0- 0				

RPI 1-25				RPI 26-50				RPI 51-100				RPI 101+				Team's RPI: 216
RPI	S	Opponent	Score	RPI	S	Opponent	Score	RPI	S	Opponent	Score	RPI	S	Opponent	Score	
								53	A	West Virginia	56 66	108	A	Kentucky	53 86	
								69	H	Belmont	62 83	142	H	SIUE	51 66	
												144	H	Southern Ill.	85 81	
												175	A	Jacksonville St.	64 70	
												175	H	Jacksonville St.	65 67	
												210	A	UT Martin	81 76	
												217	H	Gardner-Webb	60 68	
												219	A	Southeast Mo. St.	59 56	
												229	A	Austin Peay	66 59	
												232	H	North Florida	56 61	
												268	A	Lipscomb	75 55	
												275	A	St. Francis Brooklyn	73 59	
												284	H	Sacramento St.	75 71	
												296	A	Canisius	76 52	
												307	A	Murray St.	82 80	
												329	A	Tennessee Tech	74 67	
												329	H	Tennessee Tech	53 51	
												336	H	Tennessee St.	97 81	
												343	A	Chicago St.	79 40	
												345	H	Eastern Ill.	89 81	
												348	A	Evansville	82 75	

LAST 12 Division I GAMES:																
				69	H	Belmont	62 83	210	A	UT Martin	81 76					
				336	H	Tennessee St.	97 81	219	A	Southeast Mo. St.	59 56					
				229	A	Austin Peay	66 59	142	H	SIUE	51 66					
				307	A	Murray St.	82 80	345	H	Eastern Ill.	89 81					
				329	H	Tennessee Tech	53 51	175	A	Jacksonville St.	64 70					
				175	H	Jacksonville St.	65 67	329	A	Tennessee Tech	74 67					

Non-Div I Games: Brescia 120 41 Ky. Christian 115 39

Morehead St.

Average RPI Win:	309	WON-LOST	WINNING	LAST 10	STRENGTH OF	OPP. STRENGTH	TEAM	ADJ.	CONF.	ADJ CONF.
Average RPI Loss:	185	RECORD	PCT. RANK	GAMES	SCHEDULE	OF SCHEDULE	RPI	RPI	RPI	RPI
DIV. I ONLY	10- 11	192	5- 5	345	302	274	274	31	31	
DIV. I NON-CONF.	5- 6	187	1- 1	280	198	213	213	31	31	

TOTALS	RPI 1-25	RPI 26-50	W-L RECORDS	RPI 51-100	RPI 101-999	RPI 201+				
10- 11	0- 1	0- 2	OVERALL	0- 1	10- 7	10- 6				
7- 2	0- 0	0- 0	HOME	0- 0	7- 2	7- 2				
3- 8	0- 0	0- 0	AWAY	0- 0	3- 0	3- 0				
0- 1	0- 1	0- 0	NEUTRAL	0- 0	0- 0	0- 0				
5- 6	0- 1	0- 2	NON-CONFERENCE	0- 1	5- 2	5- 1				
3- 0	0- 0	0- 0	HOME	0- 0	3- 0	3- 0				
2- 5	0- 0	0- 2	AWAY	0- 1	2- 2	2- 1				
0- 1	0- 1	0- 0	NEUTRAL	0- 0	0- 0	0- 0				
5- 5	0- 0	0- 0	CONFERENCE	0- 0	5- 5	5- 5				
4- 2	0- 0	0- 0	HOME	0- 0	4- 2	4- 2				
1- 3	0- 0	0- 0	AWAY	0- 0	1- 3	1- 3				
0- 0	0- 0	0- 0	NEUTRAL	0- 0	0- 0	0- 0				

RPI 1-25				RPI 26-50				RPI 51-100				RPI 101+ Team's RPI: 274			
RPI	S	Opponent	Score	RPI	S	Opponent	Score	RPI	S	Opponent	Score	RPI	S	Opponent	Score
22	N	Iowa	46 90	37	A	Syracuse	68 95	53	A	West Virginia	41 84	118	A	Colorado St.	44 60
				44	A	Dayton	52 88					218	A	Norfolk St.	55 53
												226	A	N. C. A&T	60 67
												241	H	Howard	61 68
												283	H	Mt. St. Mary's	75 67
												291	A	Central Conn. St.	61 41
												294	H	FIU	62 51
												300	A	Coppin St.	53 55
												305	H	UMES	63 50
												322	H	South Carolina St.	65 55
												328	H	Delaware St.	54 62
												330	A	Marshall	68 73
												334	A	N. C. Central	57 60
												340	H	Savannah St.	73 67
												342	H	Florida A&M	61 56
												346	H	NJIT	55 43
												347	A	UMass Lowell	65 59

LAST 12 Division I GAMES:															
241	H	Howard	61 68	226	A	N. C. A&T	60 67								
218	A	Norfolk St.	55 53	340	H	Savannah St.	73 67								
322	H	South Carolina St.	65 55	342	H	Florida A&M	61 56								
328	H	Delaware St.	54 62	305	H	UMES	63 50								
300	A	Coppin St.	53 55	347	A	UMass Lowell	65 59								
334	A	N. C. Central	57 60	118	A	Colorado St.	44 60								

Non-Div I Games: Cheyney 123 53 Lincoln (PA) 60 41

Morgan St.

Loss, Non-Conf, S Site, H Home A Away N Neutral

Average RPI Win:	280	WON-LOST	WINNING	LAST 10	STRENGTH OF	OPP. STRENGTH	TEAM	ADJ.	CONF.	ADJ CONF.
Average RPI Loss:	207	RECORD	PCT. RANK	GAMES	SCHEDULE	OF SCHEDULE	RPI	RPI	RPI	RPI
DIV. I ONLY	7- 15	269	3- 7	281	312	283	283	29	29	
DIV. I NON-CONF.	3- 8	268	1- 0	218	233	260	260	29	29	

TOTALS	RPI 1-25	RPI 26-50	W-L RECORDS	RPI 51-100	RPI 101-999	RPI 201+				
7- 15	0- 2	0- 0	OVERALL	0- 0	7- 13	7- 10				
4- 5	0- 0	0- 0	HOME	0- 0	4- 5	4- 4				
3- 10	0- 0	0- 0	AWAY	0- 0	3- 0	3- 0				
0- 0	0- 0	0- 0	NEUTRAL	0- 0	0- 0	0- 0				
3- 8	0- 2	0- 0	NON-CONFERENCE	0- 0	3- 6	3- 5				
2- 1	0- 0	0- 0	HOME	0- 0	2- 1	2- 1				
1- 7	0- 2	0- 0	AWAY	0- 0	1- 5	1- 4				
0- 0	0- 0	0- 0	NEUTRAL	0- 0	0- 0	0- 0				
4- 7	0- 0	0- 0	CONFERENCE	0- 0	4- 7	4- 5				
2- 4	0- 0	0- 0	HOME	0- 0	2- 4	2- 3				
2- 3	0- 0	0- 0	AWAY	0- 0	2- 3	2- 2				
0- 0	0- 0	0- 0	NEUTRAL	0- 0	0- 0	0- 0				

RPI 1-25				RPI 26-50				RPI 51-100				RPI 101+				Team's RPI: 283
RPI	S	Opponent	Score	RPI	S	Opponent	Score	RPI	S	Opponent	Score	RPI	S	Opponent	Score	
2	A	Notre Dame	65 121									129	A	Saint Francis (PA)	88 92	
15	A	Maryland	57 97									151	H	Robert Morris	68 77	
												160	A	Lehigh	71 75	
												209	A	Xavier	45 66	
												217	H	Gardner-Webb	67 75	
												224	H	Loyola Maryland	71 63	
												256	A	Fairfield	65 76	
												264	H	Fairleigh Dickinson	55 52	
												269	H	Rider	82 78	
												274	A	Morgan St.	67 75	
												275	A	St. Francis Brooklyn	73 82	
												275	H	St. Francis Brooklyn	56 75	
												278	A	LIU Brooklyn	48 53	
												278	H	LIU Brooklyn	59 61	
												281	A	Bryant	68 63	
												285	H	Sacred Heart	52 82	
												291	A	Central Conn. St.	68 56	
												300	A	Coppin St.	54 68	
												305	A	UMES	66 63	
												324	H	Wagner	79 56	
LAST 12 Division I GAMES:																
275	H	St. Francis Brooklyn	56 75	275	A	St. Francis Brooklyn	73 82									
278	H	LIU Brooklyn	59 61	264	H	Fairleigh Dickinson	55 52									
324	H	Wagner	79 56	285	H	Sacred Heart	52 82									
151	H	Robert Morris	68 77	281	A	Bryant	68 63									
129	A	Saint Francis (PA)	88 92	291	A	Central Conn. St.	68 56									
278	A	LIU Brooklyn	48 53	305	A	UMES	66 63									

Non-Div I Games:

Mt. St. Mary's

Average RPI Win:	305	WON-LOST	WINNING	LAST 10	STRENGTH OF	OPP. STRENGTH	TEAM	ADJ.	CONF.	ADJ CONF.
Average RPI Loss:	181	RECORD	PCT. RANK	GAMES	SCHEDULE	OF SCHEDULE	RPI	RPI	RPI	RPI
DIV. I ONLY	7- 15	269	3- 7	322	269	307	307	26	26	
DIV. I NON-CONF.	3- 7	254	0- 0	320	243	305	305	27	27	

TOTALS	RPI 1-25	RPI 26-50	W-L RECORDS	RPI 51-100	RPI 101-999	RPI 201+				
7- 15	0- 1	0- 0	OVERALL	0- 3	7- 11	7- 8				
4- 6	0- 0	0- 0	HOME	0- 1	4- 5	4- 3				
3- 9	0- 1	0- 0	AWAY	0- 2	3- 6	3- 5				
0- 0	0- 0	0- 0	NEUTRAL	0- 0	0- 0	0- 0				
3- 7	0- 1	0- 0	NON-CONFERENCE	0- 2	3- 4	3- 3				
2- 2	0- 0	0- 0	HOME	0- 1	2- 1	2- 0				
1- 5	0- 1	0- 0	AWAY	0- 1	1- 3	1- 3				
0- 0	0- 0	0- 0	NEUTRAL	0- 0	0- 0	0- 0				
4- 8	0- 0	0- 0	CONFERENCE	0- 1	4- 7	4- 5				
2- 4	0- 0	0- 0	HOME	0- 0	2- 4	2- 3				
2- 4	0- 0	0- 0	AWAY	0- 1	2- 3	2- 2				
0- 0	0- 0	0- 0	NEUTRAL	0- 0	0- 0	0- 0				

RPI 1-25				RPI 26-50				RPI 51-100				RPI 101+ Team's RPI: 307			
RPI	S	Opponent	Score	RPI	S	Opponent	Score	RPI	S	Opponent	Score	RPI	S	Opponent	Score
4	A	Louisville	51 115					69	A	Belmont	65 70	142	H	SIUE	70 75
								96	H	Butler	59 88	143	H	ETSU	68 96
								99	A	Alabama	47 68	175	A	Jacksonville St.	65 97
												210	A	UT Martin	67 85
												210	H	UT Martin	80 97
												216	H	Morehead St.	80 82
												219	A	Southeast Mo. St.	70 80
												219	H	Southeast Mo. St.	74 85
												233	A	UNCG	63 52
												240	H	Northern Ky.	98 87
												268	A	Lipscomb	64 65
												304	A	Alabama A&M	54 71
												314	H	Eastern Ky.	75 68
												329	A	Tennessee Tech	72 63
												336	A	Tennessee St.	85 73
												341	H	Mississippi Val.	64 63
												345	H	Eastern Ill.	72 61
												348	A	Evansville	81 89

LAST 12 Division I GAMES:															
210	A	UT Martin	67 85	329	A	Tennessee Tech	72 63								
219	A	Southeast Mo. St.	70 80	175	A	Jacksonville St.	65 97								
314	H	Eastern Ky.	75 68	210	H	UT Martin	80 97								
216	H	Morehead St.	80 82	219	H	Southeast Mo. St.	74 85								
336	A	Tennessee St.	85 73	142	H	SIUE	70 75								
69	A	Belmont	65 70	345	H	Eastern Ill.	72 61								

Non-Div I Games: Bethel (TN) 81 76

Murray St.

Loss,
Non-Conf,
S Site,
H Home
A Away
N Neutral

Average RPI Win:	316	WON-LOST	WINNING	LAST 10	STRENGTH OF	OPP. STRENGTH	TEAM	ADJ.	CONF.	ADJ CONF.
Average RPI Loss:	209	RECORD	PCT. RANK	GAMES	SCHEDULE	OF SCHEDULE	RPI	RPI	RPI	RPI
DIV. I ONLY	5- 16	303	4- 6	323	303	334	334	31	31	
DIV. I NON-CONF.	1- 11	331	0- 3	291	295	343	343	31	31	

TOTALS	RPI 1-25	RPI 26-50	W-L RECORDS	RPI 51-100	RPI 101-999	RPI 201+				
5- 16	0- 0	0- 1	OVERALL	0- 1	5- 14	5- 11				
4- 4	0- 0	0- 1	HOME	0- 0	4- 3	4- 2				
1- 12	0- 0	0- 0	AWAY	0- 1	1- 11	1- 9				
0- 0	0- 0	0- 0	NEUTRAL	0- 0	0- 0	0- 0				
1- 11	0- 0	0- 1	NON-CONFERENCE	0- 1	1- 9	1- 7				
1- 2	0- 0	0- 1	HOME	0- 0	1- 1	1- 1				
0- 9	0- 0	0- 0	AWAY	0- 1	0- 8	0- 6				
0- 0	0- 0	0- 0	NEUTRAL	0- 0	0- 0	0- 0				
4- 5	0- 0	0- 0	CONFERENCE	0- 0	4- 5	4- 4				
3- 2	0- 0	0- 0	HOME	0- 0	3- 2	3- 1				
1- 3	0- 0	0- 0	AWAY	0- 0	1- 3	1- 3				
0- 0	0- 0	0- 0	NEUTRAL	0- 0	0- 0	0- 0				

RPI	S	Opponent	Score	RPI	S	Opponent	Score	RPI	S	Opponent	Score	RPI	S	Opponent	Score
49	H	Oregon St.	44 97	68	A	El on	50 78	115	A	Iowa St.	58 99	118	A	Colorado St.	48 85
								181	H	Hampton	53 62	207	A	East Carolina	61 73
								218	H	Norfolk St.	60 75	226	A	N. C. A&T	54 67
								241	A	Howard	54 69	247	H	Campbell	51 58
								254	A	Presbyterian	60 69	266	A	UNCW	63 89
								271	A	Wofford	56 77	274	H	Morgan St.	60 57
								279	A	Coastal Caro.	65 68	295	A	USC Upstate	61 66
								300	H	Coppin St.	60 52	305	A	UMES	73 84
								328	A	Delaware St.	74 67	328	H	Delaware St.	76 60
								349	H	Longwood	87 75				
LAST 12 Division I GAMES:															
328	H	Delaware St.	76 60	300	H	Coppin St.	60 52	218	H	Norfolk St.	60 75	328	A	Delaware St.	74 67
181	H	Hampton	53 62	295	A	USC Upstate	61 66	247	H	Campbell	51 58	68	A	El on	50 78
226	A	N. C. A&T	54 67												
305	A	UMES	73 84												
241	A	Howard	54 69												
274	H	Morgan St.	60 57												

Non-Div I Games: Johnson & Wales (NC) 8 51

N. C. Central

NC State				Through Games Of Feb. 7, 2018							
Average RPI Win:		119	WON-LOST RECORD	WINNING PCT. RANK	LAST 10 GAMES	STRENGTH OF SCHEDULE	OPP. STRENGTH OF SCHEDULE	TEAM RPI	ADJ. RPI	CONF. RPI	ADJ CONF. RPI
Average RPI Loss:		21									
DIV. I ONLY			19- 5	29	7- 3	28	17	19	19	1	1
DIV. I NON-CONF.			11- 2	22	1- 0	80	49	25	25	1	1

TOTALS		RPI 1-25	RPI 26-50		W-L RECORDS		RPI 51-100	RPI 101-999	RPI 201+		
19- 5		1- 3	1- 2		OVERALL		6- 0	11- 0	2- 0		
12- 2		1- 1	1- 1		HOME		4- 0	6- 0	1- 0		
6- 2		0- 2	0- 0		AWAY		1- 0	5- 0	1- 0		
1- 1		0- 0	0- 1		NEUTRAL		1- 0	0- 0	0- 0		
11- 2		0- 1	0- 1		NON-CONFERENCE		4- 0	7- 0	2- 0		
8- 0		0- 0	0- 0		HOME		3- 0	5- 0	1- 0		
2- 1		0- 1	0- 0		AWAY		0- 0	2- 0	1- 0		
1- 1		0- 0	0- 1		NEUTRAL		1- 0	0- 0	0- 0		
8- 3		1- 2	1- 1		CONFERENCE		2- 0	4- 0	0- 0		
4- 2		1- 1	1- 1		HOME		1- 0	1- 0	0- 0		
4- 1		0- 1	0- 0		AWAY		1- 0	3- 0	0- 0		
0- 0		0- 0	0- 0		NEUTRAL		0- 0	0- 0	0- 0		

RPI 1-25				Team's RPI: 19				RPI 26-50				RPI 51-100				RPI 101+			
RPI	S	Opponent	Score		RPI	S	Opponent	Score		RPI	S	Opponent	Score		RPI	S	Opponent	Score	
4	H	Louisville	47	55	29	H	Virginia	63	73	52	A	Virginia Tech	68	51	101	A	North Carolina	66	53
6	H	Florida St.	65	56	37	H	Syracuse	60	56	62	H	Georgia Tech	56	43	102	H	South Ala.	71	50
14	A	Rutgers	53	57	40	N	South Dakota St.	67	75	68	H	Elon	70	57	104	A	Wake Forest	82	68
17	A	Duke	56	69						97	H	Tulane	79	55	121	A	Vanderbilt	83	72
										98	H	Jacksonville	64	44	124	H	Georgetown	63	49
										99	N	Alabama	68	49	138	A	Clemson	62	41
															143	H	ETSU	70	58
															155	H	Davidson	73	49
															196	H	Boston College	72	54
															248	H	UNC Asheville	87	55
															312	A	Old Dominion	73	56

										LAST 12 Division I GAMES:									
196	H	Boston College	72	54	62	H	Georgia Tech	56	43	17	A	Duke	56	69					
6	H	Florida St.	65	56	29	H	Virginia	63	73	4	H	Louisville	47	55					
138	A	Clemson	62	41	52	A	Virginia Tech	68	51										
104	A	Wake Forest	82	68	121	A	Vanderbilt	83	72										
101	A	North Carolina	66	53															
37	H	Syracuse	60	56															

Non-Div I Games:

NC State

Average RPI Win:	284	WON-LOST	WINNING	LAST 10	STRENGTH OF	OPP. STRENGTH	TEAM	ADJ.	CONF.	ADJ CONF.
Average RPI Loss:	210	RECORD	PCT. RANK	GAMES	SCHEDULE	OF SCHEDULE	RPI	RPI	RPI	RPI
DIV. I ONLY	2- 21	342	1- 9	296	336	346	346	22	22	
DIV. I NON-CONF.	1- 13	336	1- 2	279	341	345	345	21	21	

TOTALS	RPI 1-25	RPI 26-50	W-L RECORDS	RPI 51-100	RPI 101-999	RPI 201+				
2- 21	0- 0	0- 2	OVERALL	0- 2	2- 17	2- 12				
2- 10	0- 0	0- 0	HOME	0- 2	2- 8	2- 8				
0- 11	0- 0	0- 2	AWAY	0- 0	0- 9	0- 4				
0- 0	0- 0	0- 0	NEUTRAL	0- 0	0- 0	0- 0				
1- 13	0- 0	0- 1	NON-CONFERENCE	0- 1	1- 11	1- 7				
1- 6	0- 0	0- 0	HOME	0- 1	1- 5	1- 5				
0- 7	0- 0	0- 1	AWAY	0- 0	0- 6	0- 2				
0- 0	0- 0	0- 0	NEUTRAL	0- 0	0- 0	0- 0				
1- 8	0- 0	0- 1	CONFERENCE	0- 1	1- 6	1- 5				
1- 4	0- 0	0- 0	HOME	0- 1	1- 3	1- 3				
0- 4	0- 0	0- 1	AWAY	0- 0	0- 3	0- 2				
0- 0	0- 0	0- 0	NEUTRAL	0- 0	0- 0	0- 0				

RPI 1-25				RPI 26-50				RPI 51-100				RPI 101+ Team's RPI : 346			
RPI	S	Opponent	Score	RPI	S	Opponent	Score	RPI	S	Opponent	Score	RPI	S	Opponent	Score
38	A	FGCU	66 90	89	H	Penn	38 77	112	A	Dartmouth	50 81				
40	A	South Dakota St.	48 92	98	H	Jacksonville	58 88	145	A	Binghamton	36 67				
								160	A	Lehigh	50 64				
								167	A	Stetson	55 73				
								178	A	Army West Point	49 79				
								232	H	North Florida	75 65				
								264	H	Fairleigh Dickinson	70 74				
								265	A	North Dakota St.	58 105				
								268	A	Lipscomb	58 66				
								268	H	Lipscomb	58 74				
								269	H	Rider	64 79				
								272	H	Cornell	46 61				
								274	A	Morgan St.	43 55				
								278	H	LIU Brooklyn	49 67				
								289	A	Kennesaw St.	65 80				
								289	H	Kennesaw St.	58 61				
								295	H	USC Upstate	57 95				
								335	H	Long Beach St.	73 57				
								344	H	Saint Peter's	52 59				

LAST 12 Division I GAMES:															
289	H	Kennesaw St.	58 61	167	A	Stetson	55 73								
268	A	Lipscomb	58 66	38	A	FGCU	66 90								
289	A	Kennesaw St.	65 80	295	H	USC Upstate	57 95								
268	H	Lipscomb	58 74	272	H	Cornell	46 61								
232	H	North Florida	75 65	89	H	Penn	38 77								
98	H	Jacksonville	58 88	335	H	Long Beach St.	73 57								

Non-Div I Games: St. Joseph's (Brkn)106 42

NJIT

Average RPI Win:	238	WON-LOST	WINNING	LAST 10	STRENGTH OF	OPP. STRENGTH	TEAM	ADJ.	CONF.	ADJ CONF.
Average RPI Loss:	111	RECORD	PCT. RANK	GAMES	SCHEDULE	OF SCHEDULE	RPI	RPI	RPI	RPI
DIV. I ONLY	18- 4	25	8- 2	283	223	84	84	15	15	
DIV. I NON-CONF.	9- 1	19	0- 0	310	287	84	84	18	18	

TOTALS	RPI 1-25	RPI 26-50	W-L RECORDS	RPI 51-100	RPI 101-999	RPI 201+				
18- 4	0- 0	0- 0	OVERALL	0- 2	18- 2	15- 0				
12- 0	0- 0	0- 0	HOME	0- 0	12- 0	10- 0				
6- 4	0- 0	0- 0	AWAY	0- 2	6- 2	5- 0				
0- 0	0- 0	0- 0	NEUTRAL	0- 0	0- 0	0- 0				
9- 1	0- 0	0- 0	NON-CONFERENCE	0- 1	9- 0	8- 0				
6- 0	0- 0	0- 0	HOME	0- 0	6- 0	6- 0				
3- 1	0- 0	0- 0	AWAY	0- 1	3- 0	2- 0				
0- 0	0- 0	0- 0	NEUTRAL	0- 0	0- 0	0- 0				
9- 3	0- 0	0- 0	CONFERENCE	0- 1	9- 2	7- 0				
6- 0	0- 0	0- 0	HOME	0- 0	6- 0	4- 0				
3- 3	0- 0	0- 0	AWAY	0- 1	3- 2	3- 0				
0- 0	0- 0	0- 0	NEUTRAL	0- 0	0- 0	0- 0				

RPI 1-25				RPI 26-50				RPI 51-100				RPI 101+					
RPI	S	Opponent	Score	RPI	S	Opponent	Score	RPI	S	Opponent	Score	RPI	S	Opponent	Score		
								67	A	Ameri can	41	46	133	A	Bucknel l	39	47
								82	A	New Mexi co	87	94	160	A	Lehi gh	63	66
												160	H	Lehi gh	53	50	
												170	A	Marist	77	70	
												178	H	Army West Point	70	44	
												206	A	Boston U.	64	59	
												211	A	Ri chmond	76	56	
												218	H	Norfol k St.	70	51	
												224	H	Loyol a Maryl and	73	44	
												235	A	Holy Cross	65	58	
												235	H	Holy Cross	62	54	
												238	H	St. Bonaventure	86	48	
												245	H	Lafayette	65	59	
												265	H	North Dakota St.	67	54	
												269	H	Rider	63	44	
												276	A	Col gate	69	42	
												276	H	Col gate	70	54	
												278	A	LIU Brookl yn	79	47	
												298	H	Monmouth	73	49	
												306	H	Air Force	71	64	
LAST 12 Division I GAMES:																	
235	H	Holy Cross	62	54	178	H	Army West Point	70	44	235	A	Holy Cross	65	58			
276	A	Col gate	69	42	276	H	Col gate	70	54	67	A	Ameri can	41	46			
160	H	Lehi gh	53	50	160	A	Lehi gh	63	66	224	H	Loyol a Maryl and	73	44			
133	A	Bucknel l	39	47													
206	A	Boston U.	64	59													
245	H	Lafayette	65	59													

Non-Div I Games: Emory & Henry 88 57

Navy

Average RPI	Win:	148	WON-LOST	WINNING	LAST 10	STRENGTH OF	OPP. STRENGTH	TEAM	ADJ.	CONF.	ADJ CONF.
Average RPI	Loss:	48	RECORD	PCT. RANK	GAMES	SCHEDULE	OF SCHEDULE	RPI	RPI	RPI	RPI
DIV. I ONLY		17- 7	60	8- 2	56	35	57	57	3	3	
DIV. I NON-CONF.		9- 4	82	0- 1	210	56	124	124	4	4	

TOTALS	RPI 1-25		RPI 26-50		W-L RECORDS		RPI 51-100		RPI 101-999		RPI 201+
17- 7	3- 3		1- 2		OVERALL		3- 1		10- 1		6- 0
8- 6	1- 2		1- 2		HOME		1- 1		5- 1		3- 0
8- 0	2- 0		0- 0		AWAY		2- 0		4- 0		2- 0
1- 1	0- 1		0- 0		NEUTRAL		0- 0		1- 0		1- 0
9- 4	0- 1		0- 1		NON-CONFERENCE		2- 1		7- 1		4- 0
5- 3	0- 0		0- 1		HOME		1- 1		4- 1		2- 0
3- 0	0- 0		0- 0		AWAY		1- 0		2- 0		1- 0
1- 1	0- 1		0- 0		NEUTRAL		0- 0		1- 0		1- 0
8- 3	3- 2		1- 1		CONFERENCE		1- 0		3- 0		2- 0
3- 3	1- 2		1- 1		HOME		0- 0		1- 0		1- 0
5- 0	2- 0		0- 0		AWAY		1- 0		2- 0		1- 0
0- 0	0- 0		0- 0		NEUTRAL		0- 0		0- 0		0- 0

RPI 1-25				RPI 26-50				RPI 51-100				Team's RPI: 57	RPI 101+			
RPI	S	Opponent	Score	RPI	S	Opponent	Score	RPI	S	Opponent	Score		RPI	S	Opponent	Score
5	H	Ohio St.	61 73	34	H	Purdue	75 51	56	A	Minnesota	79 74		138	H	Clemson	66 67
14	A	Rutgers	52 42	35	H	Michigan	64 69	83	H	Washington St.	61 73		142	H	SIUE	62 53
15	H	Maryland	57 64	39	H	Creighton	49 64	86	A	Drake	89 84		146	A	Kansas	66 49
22	A	Iowa	92 74					88	H	Arkansas	80 69		182	H	Fla. Atlantic	86 69
22	H	Iowa	74 65										192	A	Northwestern	69 59
23	N	Buffalo	72 82										202	A	Illinois	80 72
													202	H	Illinois	62 47
													250	A	San Jose St.	81 55
													259	H	UMKC	80 60
													279	N	Coastal Caro.	55 47
													337	H	Ark.-Pine Bluff	73 52

LAST 12 Division I GAMES:																
15	H	Maryland	57 64	35	H	Michigan	64 69	56	H	Minnesota	79 74		202	A	Illinois	80 72
202	H	Illinois	62 47	192	A	Northwestern	69 59	56	A	Minnesota	79 74		5	H	Ohio St.	61 73
22	A	Iowa	92 74	56	A	Minnesota	79 74	5	H	Ohio St.	61 73		83	H	Washington St.	61 73
34	H	Purdue	75 51													
14	A	Rutgers	52 42													
22	H	Iowa	74 65													

Non-Div I Games:

Nebraska

N
e
v
a
d
aN
e
v
a
d
a

Nevada

Average RPI Win:	243	WON-LOST	WINNING	LAST 10	STRENGTH OF	OPP. STRENGTH	TEAM	ADJ.	CONF.	ADJ CONF.
Average RPI Loss:	164	RECORD	PCT. RANK	GAMES	SCHEDULE	OF SCHEDULE	RPI	RPI	RPI	RPI
DIV. I ONLY	14- 9	115	5- 5	291	231	183	183	20	20	
DIV. I NON-CONF.	8- 4	87	1- 0	335	229	184	184	24	24	

TOTALS	RPI 1-25	RPI 26-50	W-L RECORDS	RPI 51-100	RPI 101-999	RPI 201+				
14- 9	0- 0	0- 0	OVERALL	1- 2	13- 7	11- 3				
7- 3	0- 0	0- 0	HOME	1- 1	6- 2	5- 1				
6- 5	0- 0	0- 0	AWAY	0- 1	6- 4	5- 1				
1- 1	0- 0	0- 0	NEUTRAL	0- 0	1- 1	1- 1				
8- 4	0- 0	0- 0	NON-CONFERENCE	0- 0	8- 4	7- 2				
4- 0	0- 0	0- 0	HOME	0- 0	4- 0	3- 0				
3- 3	0- 0	0- 0	AWAY	0- 0	3- 3	3- 1				
1- 1	0- 0	0- 0	NEUTRAL	0- 0	1- 1	1- 1				
6- 5	0- 0	0- 0	CONFERENCE	1- 2	5- 3	4- 1				
3- 3	0- 0	0- 0	HOME	1- 1	2- 2	2- 1				
3- 2	0- 0	0- 0	AWAY	0- 1	3- 1	2- 0				
0- 0	0- 0	0- 0	NEUTRAL	0- 0	0- 0	0- 0				

RPI 1-25				RPI 26-50				RPI 51-100				RPI 101+				Team's RPI: 183
RPI	S	Opponent	Score	RPI	S	Opponent	Score	RPI	S	Opponent	Score	RPI	S	Opponent	Score	
								73	H	Maine	46 56	112	A	Dartmouth	49 57	
								74	A	Albany (NY)	53 66	134	H	Northeastern	65 50	
								74	H	Albany (NY)	74 68	145	A	Binghamton	63 61	
												145	H	Binghamton	52 54	
												157	A	Hartford	49 85	
												196	A	Boston College	55 64	
												206	H	Boston U.	72 57	
												208	A	Stony Brook	51 50	
												209	A	Xavier	66 71	
												225	N	La Salle	51 59	
												252	H	Manhattan	68 55	
												256	N	Fairfield	71 61	
												272	H	Cornell	48 45	
												281	A	Bryant	74 65	
												285	A	Sacred Heart	74 47	
												288	A	Vermont	52 49	
												288	H	Vermont	53 58	
												324	A	Wagner	65 53	
												327	H	UMBC	56 51	
												347	H	UMass Lowell	66 45	
LAST 12 Division I GAMES:																
				288	H	Vermont	53 58	288	A	Vermont	52 49					
				74	H	Albany (NY)	74 68	347	H	UMass Lowell	66 45					
				157	A	Hartford	49 85	145	A	Binghamton	63 61					
				145	H	Binghamton	52 54	74	A	Albany (NY)	53 66					
				73	H	Maine	46 56	327	H	UMBC	56 51					
				208	A	Stony Brook	51 50	272	H	Cornell	48 45					

Non-Div I Games: Colby-Sawyer 64 40

New Hampshire

■ Loss,
 ■ Non-Conf,
 ■ S Site,
 ■ H Home
 ■ A Away
 N Neutral

Average RPI Win:	179	WON-LOST	WINNING	LAST 10	STRENGTH OF	OPP. STRENGTH	TEAM	ADJ.	CONF.	ADJ CONF.
Average RPI Loss:	142	RECORD	PCT. RANK	GAMES	SCHEDULE	OF SCHEDULE	RPI	RPI	RPI	RPI
DIV. I ONLY	17- 7	60	4- 6	147	122	82	82	16	16	
DIV. I NON-CONF.	11- 1	13	0- 0	63	118	12	12	14	14	

TOTALS	RPI 1-25	RPI 26-50	W-L RECORDS	RPI 51-100	RPI 101-999	RPI 201+				
17- 7	0- 0	1- 1	OVERALL	1- 2	15- 4	7- 2				
14- 1	0- 0	1- 0	HOME	1- 1	12- 0	5- 0				
3- 6	0- 0	0- 1	AWAY	0- 1	3- 4	2- 2				
0- 0	0- 0	0- 0	NEUTRAL	0- 0	0- 0	0- 0				
11- 1	0- 0	1- 1	NON-CONFERENCE	1- 0	9- 0	4- 0				
9- 0	0- 0	1- 0	HOME	1- 0	7- 0	3- 0				
2- 1	0- 0	0- 1	AWAY	0- 0	2- 0	1- 0				
0- 0	0- 0	0- 0	NEUTRAL	0- 0	0- 0	0- 0				
6- 6	0- 0	0- 0	CONFERENCE	0- 2	6- 4	3- 2				
5- 1	0- 0	0- 0	HOME	0- 1	5- 0	2- 0				
1- 5	0- 0	0- 0	AWAY	0- 1	1- 4	1- 2				
0- 0	0- 0	0- 0	NEUTRAL	0- 0	0- 0	0- 0				

RPI S Opponent	Score	RPI S Opponent	Score	RPI S Opponent	Score	RPI S Opponent	Score
30 A Oklahoma	63 105	77 A Wyoming	55 66	106 H Western Mi ch.	88 76		
32 H Marquette	88 87	84 H Navy	94 87	109 H Lamar University	90 58		
		92 H UNLV	66 68	118 A Colorado St.	71 74		
				122 A UTEP	59 35		
				139 H Fresno St.	88 75		
				168 H Wichita St.	76 62		
				174 A Boise St.	85 91		
				174 H Boise St.	100 83		
				179 H UC Irvine	83 61		
				187 H Nevada	72 68		
				202 H Illinois	97 68		
				223 H Texas Tech	90 56		
				237 A New Mexico St.	101 93		
				237 H New Mexico St.	86 75		
				250 A San Jose St.	86 95		
				250 H San Jose St.	92 62		
				253 A San Diego St.	89 97		
				292 H Utah St.	80 47		
				306 A Air Force	88 59		
LAST 12 Division I GAMES:							
174 A Boise St.	85 91	139 H Fresno St.	88 75				
250 H San Jose St.	92 62	77 A Wyoming	55 66				
292 H Utah St.	80 47	250 A San Jose St.	86 95				
118 A Colorado St.	71 74	174 H Boise St.	100 83				
253 A San Diego St.	89 97	187 H Nevada	72 68				
92 H UNLV	66 68	306 A Air Force	88 59				

Non-Div I Games: Northern N.M. 107 66

New Mexico

Average RPI Win:	270	WON-LOST	WINNING	LAST 10	STRENGTH OF	OPP. STRENGTH	TEAM	ADJ.	CONF.	ADJ CONF.
Average RPI Loss:	159	RECORD	PCT. RANK	GAMES	SCHEDULE	OF SCHEDULE	RPI	RPI	RPI	RPI
DIV. I ONLY	10- 9	154	7- 2	287	299	237	237	30	30	
DIV. I NON-CONF.	4- 8	239	2- 2	223	252	262	262	30	30	

TOTALS	RPI 1-25	RPI 26-50	W-L RECORDS	RPI 51-100	RPI 101-999	RPI 201+				
10- 9	0- 0	0- 0	OVERALL	0- 3	10- 6	9- 3				
6- 3	0- 0	0- 0	HOME	0- 1	6- 2	5- 0				
4- 3	0- 0	0- 0	AWAY	0- 1	4- 2	4- 2				
0- 3	0- 0	0- 0	NEUTRAL	0- 1	0- 2	0- 1				
4- 8	0- 0	0- 0	NON-CONFERENCE	0- 3	4- 5	3- 2				
2- 3	0- 0	0- 0	HOME	0- 1	2- 2	1- 0				
2- 2	0- 0	0- 0	AWAY	0- 1	2- 1	2- 1				
0- 3	0- 0	0- 0	NEUTRAL	0- 1	0- 2	0- 1				
6- 1	0- 0	0- 0	CONFERENCE	0- 0	6- 1	6- 1				
4- 0	0- 0	0- 0	HOME	0- 0	4- 0	4- 0				
2- 1	0- 0	0- 0	AWAY	0- 0	2- 1	2- 1				
0- 0	0- 0	0- 0	NEUTRAL	0- 0	0- 0	0- 0				

RPI 1-25				RPI 26-50				RPI 51-100				RPI 101+				Team's RPI: 237
RPI	S	Opponent	Score	RPI	S	Opponent	Score	RPI	S	Opponent	Score	RPI	S	Opponent	Score	
								82	A	New Mexico	75 86	106	H	Western Mi ch.	55 64	
								82	H	New Mexi co	93 101	122	H	UTEP	76 68	
								88	N	Arkansas	60 69	134	N	Northeastern	64 65	
												201	H	UC Santa Barbara	47 77	
												204	A	Seattle U	59 69	
												236	A	Pepperdi ne	86 64	
												239	H	CSU Bakersfi el d	56 48	
												249	N	Texas Southern	50 66	
												258	H	A&M-Corpus Christi	70 61	
												259	H	UMKC	70 62	
												280	H	Grand Canyon	64 60	
												282	A	Ari zona	44 83	
												309	A	Utah Valley	82 72	
												323	A	UTRGV	79 77	
												335	A	Long Beach St.	72 63	
												343	H	Chi cago St.	74 59	

LAST 12 Division I GAMES:																
				323	A	UTRGV	79 77	343	H	Chi cago St.	74 59					
				259	H	UMKC	70 62	201	H	UC Santa Barbara	47 77					
				309	A	Utah Valley	82 72	335	A	Long Beach St.	72 63					
				204	A	Seattle U	59 69	134	N	Northeastern	64 65					
				239	H	CSU Bakersfi el d	56 48	236	A	Pepperdi ne	86 64					
				280	H	Grand Canyon	64 60	282	A	Ari zona	44 83					

Non-Div I Games: Tex. Permian Basin 85 58 Western N.M. 89 60

New Mexico St.

Average RPI Win:	267	WON-LOST	WINNING	LAST 10	STRENGTH OF	OPP. STRENGTH	TEAM	ADJ.	CONF.	ADJ CONF.
Average RPI Loss:	138	RECORD	PCT. RANK	GAMES	SCHEDULE	OF SCHEDULE	RPI	RPI	RPI	RPI
DIV. I ONLY	10- 12	205	6- 4	245	232	221	221	25	25	
DIV. I NON-CONF.	3- 7	254	0- 0	73	138	194	194	25	25	

TOTALS	RPI 1-25	RPI 26-50	W-L RECORDS	RPI 51-100	RPI 101-999	RPI 201+				
10- 12	0- 1	0- 1	OVERALL	0- 2	10- 8	8- 3				
6- 4	0- 0	0- 1	HOME	0- 0	6- 3	5- 1				
4- 8	0- 0	0- 0	AWAY	0- 1	4- 1	3- 1				
0- 0	0- 0	0- 0	NEUTRAL	0- 0	0- 0	0- 0				
3- 7	0- 1	0- 1	NON-CONFERENCE	0- 2	3- 3	2- 0				
2- 2	0- 0	0- 1	HOME	0- 0	2- 1	1- 0				
1- 5	0- 1	0- 0	AWAY	0- 2	1- 2	1- 0				
0- 0	0- 0	0- 0	NEUTRAL	0- 0	0- 0	0- 0				
7- 5	0- 0	0- 0	CONFERENCE	0- 0	7- 5	6- 3				
4- 2	0- 0	0- 0	HOME	0- 0	4- 2	4- 1				
3- 3	0- 0	0- 0	AWAY	0- 0	3- 3	2- 2				
0- 0	0- 0	0- 0	NEUTRAL	0- 0	0- 0	0- 0				

RPI 1-25				RPI 26-50				RPI 51-100				RPI 101+ Team's RPI: 221							
RPI	S	Opponent	Score	RPI	S	Opponent	Score	RPI	S	Opponent	Score	RPI	S	Opponent	Score				
18	A	Missouri	45 81	48	H	Houston	66 78	51	A	Miami (FL)	46 76	102	A	South Ala.	45 67				
								97	A	Tulane	56 79	109	A	Lamar University	77 100				
												123	H	SFA	67 74				
												125	A	Central Ark.	52 48				
												150	A	Louisiana	57 66				
												175	H	Jacksonville St.	54 59				
												184	H	CSUN	76 73				
												214	A	Abilene Christian	70 80				
												244	H	Nicholls St.	61 62				
												249	H	Texas Southern	72 69				
												258	H	A&M-Corpus Christi	66 49				
												261	A	McNeese	77 64				
												313	A	Incarnate Word	72 45				
												313	H	Incarnate Word	52 50				
												318	H	Houston Baptist	70 52				
												319	A	Northwestern St.	47 52				
												319	H	Northwestern St.	81 63				
												333	A	La.-Monroe	89 51				

LAST 12 Division I GAMES:																			
244	H	Nicholls St.	61 62	258	H	A&M-Corpus Christi	66 49	123	H	SFA	67 74								
319	A	Northwestern St.	47 52	261	A	McNeese	77 64	109	A	Lamar University	77 100								
313	A	Incarnate Word	72 45	318	H	Houston Baptist	70 52	214	A	Abilene Christian	70 80								
319	H	Northwestern St.	81 63																
313	H	Incarnate Word	52 50																
125	A	Central Ark.	52 48																

Non-Div I Games: Xavier (LA) 85 50

New Orleans

Average RPI Win:	239	WON-LOST	WINNING	LAST 10	STRENGTH OF	OPP. STRENGTH	TEAM	ADJ.	CONF.	ADJ CONF.
Average RPI Loss:	161	RECORD	PCT. RANK	GAMES	SCHEDULE	OF SCHEDULE	RPI	RPI	RPI	RPI
DIV. I ONLY	9- 14	235	5- 5	171	258	230	230	28	28	
DIV. I NON-CONF.	3- 8	268	0- 0	72	159	209	209	26	26	

TOTALS	RPI 1-25	RPI 26-50	W-L RECORDS	RPI 51-100	RPI 101-999	RPI 201+				
9- 14	1- 1	0- 0	OVERALL	0- 3	8- 10	5- 5				
5- 5	1- 0	0- 0	HOME	0- 2	4- 3	3- 0				
3- 8	0- 1	0- 0	AWAY	0- 1	3- 6	2- 5				
1- 1	0- 0	0- 0	NEUTRAL	0- 0	1- 1	0- 0				
3- 8	1- 1	0- 0	NON-CONFERENCE	0- 1	2- 6	1- 2				
1- 3	1- 0	0- 0	HOME	0- 1	0- 2	0- 0				
1- 4	0- 1	0- 0	AWAY	0- 0	1- 3	1- 2				
1- 1	0- 0	0- 0	NEUTRAL	0- 0	1- 1	0- 0				
6- 6	0- 0	0- 0	CONFERENCE	0- 2	6- 4	4- 3				
4- 2	0- 0	0- 0	HOME	0- 1	4- 1	3- 0				
2- 4	0- 0	0- 0	AWAY	0- 1	2- 3	1- 3				
0- 0	0- 0	0- 0	NEUTRAL	0- 0	0- 0	0- 0				

RPI	S	Opponent	Score	RPI	S	Opponent	Score	RPI	S	Opponent	Score	RPI	S	Opponent	Score	Team's RPI: 230
15	A	Maryland	65 92					54	H	Drexel	65 66	127	H	Cleveland St.	61 70	
23	H	Buffalo	75 62					61	A	Quinnipiac	61 77	150	N	Louisiana	52 68	
								61	H	Quinnipiac	55 84	157	A	Hartford	65 83	
												170	H	Marist	78 84	
												173	N	Louisiana Tech	73 67	
												191	H	Saint Joseph's	69 93	
												199	A	Siena	73 68	
												199	H	Siena	65 50	
												203	A	Oakland	59 67	
												238	A	St. Bonaventure	58 76	
												252	H	Manhattan	65 64	
												256	A	Fairfield	53 59	
												269	A	Rider	58 65	
												276	A	Colgate	81 44	
												296	A	Canisius	60 64	
												338	H	Iona	73 59	
												344	A	Saint Peter's	87 52	
												344	H	Saint Peter's	64 54	
LAST 12 Division I GAMES:																
344	H	Saint Peter's	64 54	199	H	Siena	65 50									
296	A	Canisius	60 64	252	H	Manhattan	65 64									
61	H	Quinnipiac	55 84	199	A	Siena	73 68									
170	H	Marist	78 84	61	A	Quinnipiac	61 77									
344	A	Saint Peter's	87 52	256	A	Fairfield	53 59									
269	A	Rider	58 65	338	H	Iona	73 59									

Non-Div I Games:

Niagara

Average RPI Win:	283	WON-LOST	WINNING	LAST 10	STRENGTH OF	OPP. STRENGTH	TEAM	ADJ.	CONF.	ADJ CONF.
Average RPI Loss:	160	RECORD	PCT. RANK	GAMES	SCHEDULE	OF SCHEDULE	RPI	RPI	RPI	RPI
DIV. I ONLY	7- 12	246	4- 6	247	292	244	244	25	25	
DIV. I NON-CONF.	2- 6	280	0- 1	136	241	228	228	25	25	

TOTALS	RPI 1-25	RPI 26-50	W-L RECORDS	RPI 51-100	RPI 101-999	RPI 201+				
7- 12	0- 2	0- 0	OVERALL	0- 1	7- 9	7- 5				
1- 6	0- 1	0- 0	HOME	0- 1	1- 4	1- 1				
6- 5	0- 1	0- 0	AWAY	0- 0	6- 4	6- 3				
0- 1	0- 0	0- 0	NEUTRAL	0- 0	0- 1	0- 1				
2- 6	0- 2	0- 0	NON-CONFERENCE	0- 1	2- 3	2- 2				
0- 2	0- 1	0- 0	HOME	0- 1	0- 0	0- 0				
2- 3	0- 1	0- 0	AWAY	0- 0	2- 2	2- 1				
0- 1	0- 0	0- 0	NEUTRAL	0- 0	0- 1	0- 1				
5- 6	0- 0	0- 0	CONFERENCE	0- 0	5- 6	5- 3				
1- 4	0- 0	0- 0	HOME	0- 0	1- 4	1- 1				
4- 2	0- 0	0- 0	AWAY	0- 0	4- 2	4- 2				
0- 0	0- 0	0- 0	NEUTRAL	0- 0	0- 0	0- 0				

RPI 1-25				RPI 26-50				RPI 51-100				RPI 101+ Team's RPI: 244			
RPI	S	Opponent	Score	RPI	S	Opponent	Score	RPI	S	Opponent	Score	RPI	S	Opponent	Score
9	H	Baylor	43 85					98	H	Jacksonville	61 69	109	H	Lamar University	61 76
24	A	LSU	50 65									115	A	Iowa St.	47 75
												123	H	SFA	73 86
												125	H	Central Ark.	48 69
												214	H	Abilene Christian	81 60
												215	A	SMU	61 68
												221	A	New Orleans	62 61
												246	N	Bradley	65 75
												258	A	A&M-Corpus Christi	55 76
												261	A	McNeese	61 54
												286	H	Southeastern La.	57 66
												308	A	Jackson St.	90 64
												313	A	Incarnate Word	62 64
												318	A	Houston Baptist	73 61
												319	A	Northwestern St.	79 63
												341	A	Mississippi Val.	62 57
LAST 12 Division I GAMES:															
214	H	Abilene Christian	81 60	261	A	McNeese	61 54								
221	A	New Orleans	62 61	318	A	Houston Baptist	73 61								
286	H	Southeastern La.	57 66	123	H	SFA	73 86								
109	H	Lamar University	61 76	313	A	Incarnate Word	62 64								
258	A	A&M-Corpus Christi	55 76	319	A	Northwestern St.	79 63								
125	H	Central Ark.	48 69	115	A	Iowa St.	47 75								

Non-Div I Games: Spring Hill 78 70 Evangel 72 55 Southern-N. O. 83 45

Nicholls St.

Average RPI Win: 287		WON-LOST RECORD	WINNING PCT. RANK	LAST 10 GAMES	STRENGTH OF SCHEDULE	OPP. STRENGTH OF SCHEDULE	TEAM RPI	ADJ. RPI	CONF. RPI	ADJ. CONF. RPI
Average RPI Loss: 181										
DIV. I ONLY		12- 9	131	6- 4	294	347	218	218	31	31
DIV. I NON-CONF.		7- 5	132	3- 0	272	335	191	191	31	31
TOTALS		RPI 1-25	RPI 26-50	W-L RECORDS		RPI 51-100	RPI 101-999	RPI 201+		
12- 9	0- 0		0- 0	OVERALL		0- 1	12- 8	11- 4		
4- 4	0- 0		0- 0	HOME		0- 0	4- 4	4- 2		
7- 4	0- 0		0- 0	AWAY		0- 1	7- 3	6- 2		
1- 1	0- 0		0- 0	NEUTRAL		0- 0	1- 1	1- 0		
7- 5	0- 0		0- 0	NON-CONFERENCE		0- 1	7- 4	6- 2		
2- 2	0- 0		0- 0	HOME		0- 0	2- 2	2- 1		
4- 2	0- 0		0- 0	AWAY		0- 1	4- 1	3- 1		
1- 1	0- 0		0- 0	NEUTRAL		0- 0	1- 1	1- 0		
5- 4	0- 0		0- 0	CONFERENCE		0- 0	5- 4	5- 2		
2- 2	0- 0		0- 0	HOME		0- 0	2- 2	2- 1		
3- 2	0- 0		0- 0	AWAY		0- 0	3- 2	3- 1		
0- 0	0- 0		0- 0	NEUTRAL		0- 0	0- 0	0- 0		

RPI 1-25				RPI 26-50				RPI 51-100				RPI 101+ Team's RPI: 218			
RPI	S	Opponent	Score	RPI	S	Opponent	Score	RPI	S	Opponent	Score	RPI	S	Opponent	Score
								84	A	Navy	51 70	128	A	Bethune-Cookman	45 60
												128	H	Bethune-Cookman	51 58
												140	A	William & Mary	80 74
												158	H	High Point	56 59
												198	N	Bowling Green	50 59
												207	A	East Carolina	46 51
												224	H	Loyola Maryland	58 61
												226	A	N. C. A&T	51 53
												233	H	UNCG	64 63
												247	A	Campbell	53 27
												263	H	Towson	86 76
												274	H	Morgan St.	53 55
												275	N	St. Francis Brooklyn	52 51
												293	A	VCU	66 52
												300	H	Coppin St.	71 57
												322	A	South Carolina St.	71 67
												334	A	N. C. Central	75 60
												340	A	Savannah St.	78 58
												342	H	Florida A&M	70 49
												349	A	Longwood	64 45
LAST 12 Division I GAMES:															
				128	A	Bethune-Cookman	45 60					322	A	South Carolina St.	71 67
				274	H	Morgan St.	53 55					334	A	N. C. Central	75 60
				226	A	N. C. A&T	51 53					300	H	Coppin St.	71 57
				342	H	Florida A&M	70 49					349	A	Longwood	64 45
				128	H	Bethune-Cookman	51 58					140	A	William & Mary	80 74
				340	A	Savannah St.	78 58					247	A	Campbell	53 27

Non-Div I Games:

Norfolk St.

Loss, Non-Conf, S Site, H Home A Away N Neutral

Average RPI	Win:	165	WON-LOST	WINNING	LAST 10	STRENGTH OF	OPP. STRENGTH	TEAM	ADJ.	CONF.	ADJ CONF.
Average RPI	Loss:	70	RECORD	PCT. RANK	GAMES	SCHEDULE	OF SCHEDULE	RPI	RPI	RPI	RPI
DIV. I ONLY		14- 10	121	4- 6	48	70	101	101	1	1	
DIV. I NON-CONF.		10- 3	51	0- 1	108	276	99	99	1	1	

TOTALS	RPI 1-25		RPI 26-50		W-L RECORDS		RPI 51-100		RPI 101-999		RPI 201+
14- 10	1- 3		0- 1		OVERALL		1- 3		12- 3		4- 0
11- 6	1- 1		0- 0		HOME		1- 3		9- 2		3- 0
1- 4	0- 2		0- 1		AWAY		0- 0		1- 1		0- 0
2- 0	0- 0		0- 0		NEUTRAL		0- 0		2- 0		1- 0
10- 3	0- 0		0- 0		NON-CONFERENCE		1- 1		9- 2		4- 0
8- 3	0- 0		0- 0		HOME		1- 1		7- 2		3- 0
0- 0	0- 0		0- 0		AWAY		0- 0		0- 0		0- 0
2- 0	0- 0		0- 0		NEUTRAL		0- 0		2- 0		1- 0
4- 7	1- 3		0- 1		CONFERENCE		0- 2		3- 1		0- 0
3- 3	1- 1		0- 0		HOME		0- 2		2- 0		0- 0
1- 4	0- 2		0- 1		AWAY		0- 0		1- 1		0- 0
0- 0	0- 0		0- 0		NEUTRAL		0- 0		0- 0		0- 0

RPI	S	Opponent	Score	RPI	S	Opponent	Score	RPI	S	Opponent	Score	RPI	S	Opponent	Score	Team's RPI: 101
2	A	Notre Dame	62 94	29	A	Virginia	70 82	51	H	Miami (FL)	72 92	102	H	South Ala.	84 85	
6	A	Florida St.	65 103					52	H	Virginia Tech	74 90	104	A	Wake Forest	79 76	
17	H	Duke	92 86					56	H	Minnesota	88 83	135	H	Colorado	87 80	
19	H	NC State	53 66					60	H	Mercer	86 97	138	H	Clemson	59 52	

LAST 12 Division I GAMES:																
52	H	Virginia Tech	74 90	104	A	Wake Forest	79 76	138	H	Clemson	59 52	147	H	Pittsburgh	68 67	
51	H	Miami (FL)	72 92	196	A	Boston College	64 77	6	A	Florida St.	65 103	157	H	Hartford	90 70	
2	A	Notre Dame	62 94	60	H	Mercer	86 97					161	H	Radford	79 46	
29	A	Virginia	70 82									169	N	Washington	90 78	
17	H	Duke	92 86									181	H	Hampton	66 70	
19	H	NC State	53 66									189	H	Furman	84 56	
												196	A	Boston College	64 77	
												243	N	Grambling	79 63	
												254	H	Presbyterian	91 56	
												266	H	UNCW	86 60	
												270	H	Appalachian St.	56 43	

Non-Div I Games:

North Carolina

Average RPI Win:	195	WON-LOST	WINNING	LAST 10	STRENGTH OF	OPP. STRENGTH	TEAM	ADJ.	CONF.	ADJ CONF.
Average RPI Loss:	140	RECORD	PCT. RANK	GAMES	SCHEDULE	OF SCHEDULE	RPI	RPI	RPI	RPI
DIV. I ONLY	8- 12	232	3- 7	57	261	156	156	19	19	
DIV. I NON-CONF.	5- 4	146	0- 1	46	183	62	62	15	15	

TOTALS	RPI 1-25	RPI 26-50	W-L RECORDS	RPI 51-100	RPI 101-999	RPI 201+				
8- 12	0- 1	1- 2	OVERALL	0- 1	7- 8	4- 3				
6- 2	0- 0	1- 0	HOME	0- 0	5- 2	3- 1				
1- 10	0- 1	0- 2	AWAY	0- 1	1- 6	1- 2				
1- 0	0- 0	0- 0	NEUTRAL	0- 0	1- 0	0- 0				
5- 4	0- 1	0- 2	NON-CONFERENCE	0- 1	5- 0	3- 0				
3- 0	0- 0	0- 0	HOME	0- 0	3- 0	2- 0				
1- 4	0- 1	0- 2	AWAY	0- 1	1- 0	1- 0				
1- 0	0- 0	0- 0	NEUTRAL	0- 0	1- 0	0- 0				
3- 8	0- 0	1- 0	CONFERENCE	0- 0	2- 8	1- 3				
3- 2	0- 0	1- 0	HOME	0- 0	2- 2	1- 1				
0- 6	0- 0	0- 0	AWAY	0- 0	0- 6	0- 2				
0- 0	0- 0	0- 0	NEUTRAL	0- 0	0- 0	0- 0				

RPI 1-25				RPI 26-50				RPI 51-100				RPI 101+ Team's RPI: 156			
RPI	S	Opponent	Score	RPI	S	Opponent	Score	RPI	S	Opponent	Score	RPI	S	Opponent	Score
9	A	Baylor	43 105	31	H	Northern Colo.	78 70	76	A	South Dakota	71 76	109	N	Lamar University	73 70
				40	A	South Dakota St.	52 66					141	A	Weber St.	69 80
				49	A	Oregon St.	55 65					154	H	UNI	80 72
												162	A	Idaho	75 80
												162	H	Idaho	64 78
												171	A	Idaho St.	46 57
												194	A	Eastern Wash.	70 74
												194	H	Eastern Wash.	81 79
												220	A	Montana St.	56 72
												220	H	Montana St.	79 70
												227	A	Montana	51 53
												227	H	Montana	43 54
												265	H	North Dakota St.	79 68
												287	H	Massachusetts	82 52
												303	A	UTSA	60 47

LAST 12 Division I GAMES:															
227	A	Montana	51 53	171	A	Idaho St.	46 57								
220	A	Montana St.	56 72	220	H	Montana St.	79 70								
162	H	Idaho	64 78	227	H	Montana	43 54								
194	H	Eastern Wash.	81 79	194	A	Eastern Wash.	70 74								
31	H	Northern Colo.	78 70	162	A	Idaho	75 80								
141	A	Weber St.	69 80	76	A	South Dakota	71 76								

Non-Div I Games: Mayville St. 82 54 Southwest Minn. St. 85 62

North Dakota

Average RPI Win:	314	WON-LOST	WINNING	LAST 10	STRENGTH OF	OPP. STRENGTH	TEAM	ADJ.	CONF.	ADJ CONF.
Average RPI Loss:	137	RECORD	PCT. RANK	GAMES	SCHEDULE	OF SCHEDULE	RPI	RPI	RPI	RPI
DIV. I ONLY	5- 15	298	1- 8	156	253	265	265	14	14	
DIV. I NON-CONF.	4- 7	226	1- 1	284	325	277	277	17	17	

TOTALS	RPI 1-25	RPI 26-50	W-L RECORDS	RPI 51-100	RPI 101-999	RPI 201+				
5- 15	0- 0	0- 2	OVERALL	0- 3	5- 10	5- 3				
3- 4	0- 0	0- 1	HOME	0- 1	3- 2	3- 1				
1- 10	0- 0	0- 1	AWAY	0- 2	1- 7	1- 2				
1- 1	0- 0	0- 0	NEUTRAL	0- 0	1- 1	1- 0				
4- 7	0- 0	0- 0	NON-CONFERENCE	0- 1	4- 6	4- 1				
2- 2	0- 0	0- 0	HOME	0- 0	2- 2	2- 1				
1- 4	0- 0	0- 0	AWAY	0- 1	1- 3	1- 0				
1- 1	0- 0	0- 0	NEUTRAL	0- 0	1- 1	1- 0				
1- 8	0- 0	0- 2	CONFERENCE	0- 2	1- 4	1- 2				
1- 2	0- 0	0- 1	HOME	0- 1	1- 0	1- 0				
0- 6	0- 0	0- 1	AWAY	0- 1	0- 4	0- 2				
0- 0	0- 0	0- 0	NEUTRAL	0- 0	0- 0	0- 0				

RPI 1-25				RPI 26-50				RPI 51-100				RPI 101+				Team's RPI: 265
RPI	S	Opponent	Score	RPI	S	Opponent	Score	RPI	S	Opponent	Score	RPI	S	Opponent	Score	
				40	A	South Dakota St.	63 83	76	A	South Dakota	54 80	107	A	Western Ill.	72 97	
				40	H	South Dakota St.	64 85	76	H	South Dakota	67 82	114	A	Milwaukee	38 74	
								84	A	Navy	54 67	125	N	Central Ark.	45 68	
												135	A	Colorado	59 108	
												152	H	Cal Poly	69 73	
												156	A	North Dakota	68 79	
												195	A	Denver	79 98	
												205	A	Oral Roberts	48 71	
												231	A	Omaha	67 80	
												287	H	Massachusetts	82 70	
												294	A	FIU	71 68	
												316	H	Fort Wayne	72 56	
												323	H	UTRGV	79 82	
												327	N	UMBC	67 53	
												346	H	NJIT	105 58	

LAST 12 Division I GAMES:																
				76	A	South Dakota	54 80	205	A	Oral Roberts	48 71					
				40	H	South Dakota St.	64 85	40	A	South Dakota St.	63 83					
				107	A	Western Ill.	72 97	76	H	South Dakota	67 82					
				231	A	Omaha	67 80	125	N	Central Ark.	45 68					
				316	H	Fort Wayne	72 56	294	A	FIU	71 68					
				195	A	Denver	79 98	152	H	Cal Poly	69 73					

Non-Div I Games: Valley City St. 67 58 Mayville St. 87 43 Dakota St. 97 42

North Dakota St.

Average RPI Win:	221	WON-LOST	WINNING	LAST 10	STRENGTH OF	OPP. STRENGTH	TEAM	ADJ.	CONF.	ADJ CONF.
Average RPI Loss:	158	RECORD	PCT. RANK	GAMES	SCHEDULE	OF SCHEDULE	RPI	RPI	RPI	RPI
DIV. I ONLY	7- 14	265	3- 7	153	204	232	232	22	22	
DIV. I NON-CONF.	4- 8	239	0- 2	134	182	198	198	21	21	

TOTALS	RPI 1-25	RPI 26-50	W-L RECORDS	RPI 51-100	RPI 101-999	RPI 201+				
7- 14	0- 2	1- 2	OVERALL	0- 2	6- 8	5- 5				
4- 4	0- 0	1- 0	HOME	0- 1	3- 3	2- 2				
3- 9	0- 2	0- 2	AWAY	0- 1	3- 4	3- 2				
0- 1	0- 0	0- 0	NEUTRAL	0- 0	0- 1	0- 1				
4- 8	0- 2	0- 1	NON-CONFERENCE	0- 1	4- 4	3- 3				
2- 1	0- 0	0- 0	HOME	0- 0	2- 1	1- 1				
2- 6	0- 2	0- 1	AWAY	0- 1	2- 2	2- 1				
0- 1	0- 0	0- 0	NEUTRAL	0- 0	0- 1	0- 1				
3- 6	0- 0	1- 1	CONFERENCE	0- 1	2- 4	2- 2				
2- 3	0- 0	1- 0	HOME	0- 1	1- 2	1- 1				
1- 3	0- 0	0- 1	AWAY	0- 0	1- 2	1- 1				
0- 0	0- 0	0- 0	NEUTRAL	0- 0	0- 0	0- 0				

RPI 1-25				RPI 26-50				RPI 51-100				RPI 101+ Team's RPI: 232			
RPI	S	Opponent	Score	RPI	S	Opponent	Score	RPI	S	Opponent	Score	RPI	S	Opponent	Score
6	A	Florida St.	51 109	35	A	Michigan	34 79	53	A	West Virginia	59 87	128	H	Bethune-Cookman	70 63
20	A	Georgia	37 75	38	A	FGCU	52 67	98	H	Jacksonville	48 66	167	A	Stetson	55 68
				38	H	FGCU	75 73					167	H	Stetson	51 68
												182	A	Fla. Atlantic	75 83
												216	A	Morehead St.	61 56
												240	H	Northern Ky.	58 50
												260	H	Col. of Charleston	69 73
												268	H	Lipscomb	69 73
												271	A	Wofford	57 69
												289	H	Kennesaw St.	77 72
												295	A	USC Upstate	65 61
												298	N	Monmouth	57 67
												342	A	Florida A&M	77 68
												346	A	NJIT	65 75

LAST 12 Division I GAMES:															
				38	A	FGCU	52 67	268	H	Lipscomb	69 73				
				167	H	Stetson	51 68	289	H	Kennesaw St.	77 72				
				38	H	FGCU	75 73	98	H	Jacksonville	48 66				
				167	A	Stetson	55 68	271	A	Wofford	57 69				
				346	A	NJIT	65 75	20	A	Georgia	37 75				
				295	A	USC Upstate	65 61	240	H	Northern Ky.	58 50				

Non-Div I Games: Warner 74 38 Edward Waters 73 47 Webber Int'l 81 53

North Florida

Average RPI Win: 257

Average RPI Loss: 143

WON-LOST
RECORDWINNING
PCT. RANKLAST 10
GAMESSTRENGTH OF
SCHEDULEOPP. STRENGTH
OF SCHEDULETEAM
RPIADJ.
RPICONF.
RPIADJ CONF.
RPIDIV. I ONLY
DIV. I NON-CONF.8- 10
6- 3211
872- 7
1- 1285
344153
104251
237251
23718
1918
19

TOTALS

RPI 1-25

RPI 26-50

W-L RECORDS

RPI 51-100

RPI 101-999

RPI 201+

8- 10

0- 0

0- 1

OVERALL

0- 3

8- 6

6- 2

5- 4

0- 0

0- 1

HOME

0- 1

5- 2

3- 0

1- 6

0- 0

0- 0

AWAY

0- 2

1- 4

1- 2

2- 0

0- 0

0- 0

NEUTRAL

0- 0

2- 0

2- 0

6- 3

0- 0

0- 0

NON-CONFERENCE

0- 2

6- 1

5- 1

3- 1

0- 0

0- 0

HOME

0- 1

3- 0

2- 0

1- 2

0- 0

0- 0

AWAY

0- 1

1- 1

1- 1

2- 0

0- 0

0- 0

NEUTRAL

0- 0

2- 0

2- 0

2- 7

0- 0

0- 1

CONFERENCE

0- 1

2- 5

1- 1

2- 3

0- 0

0- 1

HOME

0- 0

2- 2

1- 0

0- 4

0- 0

0- 0

AWAY

0- 1

0- 3

0- 1

0- 0

0- 0

0- 0

NEUTRAL

0- 0

0- 0

0- 0

RPI 1-25

RPI 26-50

RPI 51-100

RPI 101+

Team's RPI: 251

RPI S Opponent Score

RPI S Opponent Score

RPI S Opponent Score

RPI S Opponent Score

46 H Western Ky.

65 79

70 A Indiana 63 68

110 H Rice 49 50

72 A UAB 52 68

122 H UTEP 48 50

90 H Kansas St. 54 55

131 A Middle Tenn. 48 56

173 A Louisiana Tech 53 61

180 H Charlotte 73 68

186 H Tulsa 66 43

215 H SMU 47 40

225 H La Salle 70 44

279 N Coastal Caro. 50 34

303 A UTSA 58 70

310 N Detroit Mercy 63 57

312 H Old Dominion 63 46

317 A Ill. -Chicago 67 70

345 A Eastern Ill. 63 61

LAST 12 Division I GAMES:

303 A UTSA 58 70

312 H Old Dominion 63 46

122 H UTEP 48 50

110 H Rice 49 50

46 H Western Ky. 65 79

173 A Louisiana Tech 53 61

72 A UAB 52 68

345 A Eastern Ill. 63 61

131 A Middle Tenn. 48 56

317 A Ill. -Chicago 67 70

180 H Charlotte 73 68

225 H La Salle 70 44

Non-Div I Games:

Mid-Amer. Christian 86 52

Tex. A&M Int'l 64 38

Okla. Panhandle 63 41

North Texas

Loss, Non-Conf, S Site, H Home A Away N Neutral

Average RPI Win:	224	WON-LOST	WINNING	LAST 10	STRENGTH OF	OPP. STRENGTH	TEAM	ADJ.	CONF.	ADJ CONF.
Average RPI Loss:	122	RECORD	PCT. RANK	GAMES	SCHEDULE	OF SCHEDULE	RPI	RPI	RPI	RPI
DIV. I ONLY	12- 10	146	6- 4	115	230	134	134	10	10	
DIV. I NON-CONF.	5- 6	187	0- 1	185	310	211	211	12	12	

TOTALS	RPI 1-25	RPI 26-50	W-L RECORDS	RPI 51-100	RPI 101-999	RPI 201+				
12- 10	0- 0	0- 1	OVERALL	0- 5	12- 4	8- 2				
6- 4	0- 0	0- 0	HOME	0- 3	6- 1	3- 0				
5- 4	0- 0	0- 0	AWAY	0- 2	5- 2	4- 1				
1- 2	0- 0	0- 1	NEUTRAL	0- 0	1- 1	1- 1				
5- 6	0- 0	0- 1	NON-CONFERENCE	0- 1	5- 4	4- 2				
2- 2	0- 0	0- 0	HOME	0- 1	2- 1	1- 0				
2- 2	0- 0	0- 0	AWAY	0- 0	2- 2	2- 1				
1- 2	0- 0	0- 1	NEUTRAL	0- 0	1- 1	1- 1				
7- 4	0- 0	0- 0	CONFERENCE	0- 4	7- 0	4- 0				
4- 2	0- 0	0- 0	HOME	0- 2	4- 0	2- 0				
3- 2	0- 0	0- 0	AWAY	0- 2	3- 0	2- 0				
0- 0	0- 0	0- 0	NEUTRAL	0- 0	0- 0	0- 0				

RPI 1-25				RPI 26-50				RPI 51-100				RPI 101+				Team's RPI: 134
RPI	S	Opponent	Score	RPI	S	Opponent	Score	RPI	S	Opponent	Score	RPI	S	Opponent	Score	
				48	N	Houston	64 72	54	A	Drexel	50 58	126	A	Delaware	64 53	
								54	H	Drexel	58 69	126	H	Delaware	73 59	
								68	A	Elon	71 78	140	H	William & Mary	64 46	
								71	H	Harvard	69 79	170	H	Marist	78 72	
								81	H	James Madison	57 60	183	A	New Hampshire	50 65	
												188	H	Providence	95 98	
												206	A	Boston U.	73 74	
												237	N	New Mexico St.	65 64	
												256	H	Fairfield	63 43	
												260	H	Col. of Charleston	59 37	
												263	A	Towson	70 61	
												266	A	UNCW	54 47	
												266	H	UNCW	56 39	
												267	N	Illinois St.	55 65	
												287	A	Massachusetts	64 54	
												288	A	Vermont	71 66	

LAST 12 Division I GAMES:																
126	H	Delaware	73 59	260	H	Col. of Charleston	59 37	68	A	Elon	71 78	266	A	UNCW	54 47	
266	H	UNCW	56 39	81	H	James Madison	57 60	263	A	Towson	70 61	267	N	Illinois St.	55 65	
54	A	Drexel	50 58	266	A	UNCW	54 47									
126	A	Delaware	64 53													
140	H	William & Mary	64 46													
54	H	Drexel	58 69													

Non-Div I Games:

Northeastern

Average RPI Win: 199		WON-LOST RECORD	WINNING PCT. RANK	LAST 10 GAMES	STRENGTH OF SCHEDULE	OPP. STRENGTH OF SCHEDULE	TEAM RPI	ADJ. RPI	CONF. RPI	ADJ CONF. RPI
Average RPI Loss: 202										
DIV. I ONLY		3- 18	322	1- 9	167	342	325	325	19	19
DIV. I NON-CONF.		2- 8	290	0- 1	238	334	315	315	15	15
TOTALS		RPI 1-25	RPI 26-50	W-L RECORDS		RPI 51-100	RPI 101-999	RPI 201+		
3- 18	0- 0		0- 0	OVERALL		0- 0	3- 18	1- 8		
2- 8	0- 0		0- 0	HOME		0- 0	2- 8	1- 4		
0- 10	0- 0		0- 0	AWAY		0- 0	0- 10	0- 4		
1- 0	0- 0		0- 0	NEUTRAL		0- 0	1- 0	0- 0		
2- 8	0- 0		0- 0	NON-CONFERENCE		0- 0	2- 8	1- 3		
1- 4	0- 0		0- 0	HOME		0- 0	1- 4	1- 1		
0- 4	0- 0		0- 0	AWAY		0- 0	0- 4	0- 2		
1- 0	0- 0		0- 0	NEUTRAL		0- 0	1- 0	0- 0		
1- 10	0- 0		0- 0	CONFERENCE		0- 0	1- 10	0- 5		
1- 4	0- 0		0- 0	HOME		0- 0	1- 4	0- 3		
0- 6	0- 0		0- 0	AWAY		0- 0	0- 6	0- 2		
0- 0	0- 0		0- 0	NEUTRAL		0- 0	0- 0	0- 0		

RPI 1-25				RPI 26-50				RPI 51-100				RPI 101+				Team's RPI : 325	
RPI	S	Opponent	Score	RPI	S	Opponent	Score	RPI	S	Opponent	Score	RPI	S	Opponent	Score		
												110	H	Rice	83	88	
												141	A	Weber St.	63	77	
												141	H	Weber St.	76	75	
												152	H	Cal Poly	73	89	
												162	A	Idaho	68	83	
												171	A	Idaho St.	59	76	
												171	H	Idaho St.	55	75	
												174	N	Boise St.	62	60	
												184	A	CSUN	69	78	
												194	A	Eastern Wash.	62	82	
												195	A	Denver	73	80	
												201	H	UC Santa Barbara	93	96	
												220	A	Montana St.	39	81	
												220	H	Montana St.	56	78	
												227	A	Montana	62	70	
												227	H	Montana	52	69	
												228	A	Youngstown St.	67	69	
												255	A	Hawai i	68	84	
												280	H	Grand Canyon	54	72	
												282	H	Arizona	84	66	
												302	H	Southern Utah	57	60	
LAST 12 Division I GAMES:																	
				141	A	Weber St.	63	77	302	H	Southern Utah	57	60				
				171	A	Idaho St.	59	76	171	H	Idaho St.	55	75				
				227	H	Montana	52	69	141	H	Weber St.	76	75				
				220	H	Montana St.	56	78	220	A	Montana St.	39	81				
				162	A	Idaho	68	83	227	A	Montana	62	70				
				194	A	Eastern Wash.	62	82	184	A	CSUN	69	78				

Non-Div I Games:	Antelope Valley	104	49
------------------	-----------------	-----	----

Northern Ari z.

■ Loss, ■ Non-Conf, S Site, H Home A Away N Neutral

Average RPI Win:	165	WON-LOST	WINNING	LAST 10	STRENGTH OF	OPP. STRENGTH	TEAM	ADJ.	CONF.	ADJ CONF.
Average RPI Loss:	119	RECORD	PCT. RANK	GAMES	SCHEDULE	OF SCHEDULE	RPI	RPI	RPI	RPI
DIV. I ONLY	16- 6	56	7- 3	30	214	31	31	19	19	
DIV. I NON-CONF.	8- 3	65	1- 0	20	83	23	23	15	15	

TOTALS	RPI 1-25	RPI 26-50	W-L RECORDS	RPI 51-100	RPI 101-999	RPI 201+				
16- 6	2- 0	0- 0	OVERALL	1- 2	13- 4	5- 0				
7- 2	1- 0	0- 0	HOME	0- 0	6- 2	2- 0				
8- 4	1- 0	0- 0	AWAY	0- 2	7- 2	3- 0				
1- 0	0- 0	0- 0	NEUTRAL	1- 0	0- 0	0- 0				
8- 3	2- 0	0- 0	NON-CONFERENCE	1- 2	5- 1	1- 0				
4- 1	1- 0	0- 0	HOME	0- 0	3- 1	0- 0				
3- 2	1- 0	0- 0	AWAY	0- 2	2- 0	1- 0				
1- 0	0- 0	0- 0	NEUTRAL	1- 0	0- 0	0- 0				
8- 3	0- 0	0- 0	CONFERENCE	0- 0	8- 3	4- 0				
3- 1	0- 0	0- 0	HOME	0- 0	3- 1	2- 0				
5- 2	0- 0	0- 0	AWAY	0- 0	5- 2	2- 0				
0- 0	0- 0	0- 0	NEUTRAL	0- 0	0- 0	0- 0				

RPI 1-25				RPI 26-50				Team's RPI: 31				RPI 51-100				RPI 101+			
RPI	S	Opponent	Score	RPI	S	Opponent	Score					RPI	S	Opponent	Score	RPI	S	Opponent	Score
24	H	LSU	58 50									61	A	Qui nni pi ac	49 60	116	H	BYU	79 74
25	A	DePaul	94 88									75	A	Fordham	33 48	118	H	Col orado St.	44 55
												100	N	Li berty	65 57	141	A	Weber St.	73 82
																149	H	Paci fic	80 55
																156	A	North Dakota	70 78
																162	A	Idaho	78 72
																162	H	Idaho	71 79
																164	H	San Franci sco	73 60
																171	A	Idaho St.	63 57
																194	A	Eastern Wash.	70 65
																194	H	Eastern Wash.	68 62
																195	A	Denver	71 63
																220	A	Montana St.	78 63
																220	H	Montana St.	82 69
																227	A	Montana	64 58
																227	H	Montana	68 50
																259	A	UMKC	88 73
LAST 12 Division I GAMES:																			
220	A	Montana St.	78 63	141	A	Weber St.	73 82												
227	A	Montana	64 58	227	H	Montana	68 50												
194	H	Eastern Wash.	68 62	220	H	Montana St.	82 69												
162	H	Idaho	71 79	162	A	Idaho	78 72												
156	A	North Dakota	70 78	194	A	Eastern Wash.	70 65												
171	A	Idaho St.	63 57	100	N	Li berty	65 57												

Non-Div I Games:

Northern Colo.

Average RPI	Win:	215	WON-LOST	WINNING	LAST 10	STRENGTH OF	OPP. STRENGTH	TEAM	ADJ.	CONF.	ADJ CONF.
Average RPI	Loss:	82	RECORD	PCT. RANK	GAMES	SCHEDULE	OF SCHEDULE	RPI	RPI	RPI	RPI
DIV. I ONLY		12- 11		166	3- 7	148		110	130	130	7
DIV. I NON-CONF.		8- 3		65	0- 0	296		254	129	129	8

TOTALS	RPI 1-25		RPI 26-50		W-L RECORDS	RPI 51-100		RPI 101-999		RPI 201+	
12- 11	1- 1		0- 2		OVERALL	0- 5		11- 3		7- 0	
5- 3	1- 0		0- 1		HOME	0- 1		4- 1		2- 0	
6- 6	0- 0		0- 0		AWAY	0- 1		6- 0		4- 0	
1- 2	0- 0		0- 0		NEUTRAL	0- 1		1- 1		1- 0	
8- 3	0- 1		0- 0		NON-CONFERENCE	0- 1		8- 1		6- 0	
3- 0	0- 0		0- 0		HOME	0- 0		3- 0		2- 0	
4- 1	0- 1		0- 0		AWAY	0- 0		4- 0		3- 0	
1- 2	0- 0		0- 0		NEUTRAL	0- 1		1- 1		1- 0	
4- 8	1- 0		0- 2		CONFERENCE	0- 4		3- 2		1- 0	
2- 3	1- 0		0- 1		HOME	0- 1		1- 1		0- 0	
2- 5	0- 0		0- 1		AWAY	0- 3		2- 1		1- 0	
0- 0	0- 0		0- 0		NEUTRAL	0- 0		0- 0		0- 0	

RPI	S	Opponent	Score	RPI	S	Opponent	Score	RPI	S	Opponent	Score	RPI	S	Opponent	Score	Team's RPI: 130
22	A	Iowa	80 105	27	H	Central Mi ch.	78 81	65	A	Toledo	60 63	106	A	Western Mi ch.	83 88	
23	H	Buffalo	86 84	42	A	Ball St.	72 81	74	N	Albany (NY)	91 97	107	H	Western Ill.	96 94	
								80	A	Ohio	75 77	109	N	Lamar University	80 90	
								87	A	Miami (OH)	65 67	136	A	Kent St.	72 62	
								87	H	Miami (OH)	62 77	136	H	Kent St.	81 79	
												142	A	SIUE	86 75	
												200	H	Eastern Mi ch.	76 83	
												222	A	Akron	84 61	
												246	H	Bradley	76 52	
												284	N	Sacramento St.	84 75	
												297	H	Loyola Chi cago	80 71	
												303	A	UTSA	69 55	
												343	A	Chi cago St.	80 59	
												345	A	Eastern Ill.	93 64	

LAST 12 Division I GAMES:																
222	A	Akron	84 61	27	H	Central Mi ch.	78 81	65	A	Toledo	60 63	106	A	Western Mi ch.	83 88	
136	A	Kent St.	72 62	42	A	Ball St.	72 81	74	N	Albany (NY)	91 97	107	H	Western Ill.	96 94	
87	H	Miami (OH)	62 77					80	A	Ohio	75 77	109	N	Lamar University	80 90	
42	A	Ball St.	72 81					87	A	Miami (OH)	65 67	136	A	Kent St.	72 62	
80	A	Ohio	75 77					87	H	Miami (OH)	62 77	136	H	Kent St.	81 79	
200	H	Eastern Mi ch.	76 83									142	A	SIUE	86 75	

Non-Div I Games:

Northern Ill.

Average RPI Win:	179	WON-LOST	WINNING	LAST 10	STRENGTH OF	OPP. STRENGTH	TEAM	ADJ.	CONF.	ADJ CONF.
Average RPI Loss:	155	RECORD	PCT. RANK	GAMES	SCHEDULE	OF SCHEDULE	RPI	RPI	RPI	RPI
DIV. I ONLY	5- 17	306	3- 7	72	220	240	240	11	11	
DIV. I NON-CONF.	1- 9	318	0- 0	192	290	306	306	13	13	

TOTALS	RPI 1-25	RPI 26-50	W-L RECORDS	RPI 51-100	RPI 101-999	RPI 201+				
5- 17	1- 1	0- 0	OVERALL	0- 4	4- 12	2- 6				
2- 8	1- 0	0- 0	HOME	0- 3	1- 5	1- 1				
3- 8	0- 1	0- 0	AWAY	0- 0	3- 7	1- 5				
0- 1	0- 0	0- 0	NEUTRAL	0- 1	0- 0	0- 0				
1- 9	0- 0	0- 0	NON-CONFERENCE	0- 2	1- 7	0- 4				
0- 4	0- 0	0- 0	HOME	0- 1	0- 3	0- 1				
1- 4	0- 0	0- 0	AWAY	0- 0	1- 4	0- 3				
0- 1	0- 0	0- 0	NEUTRAL	0- 1	0- 0	0- 0				
4- 8	1- 1	0- 0	CONFERENCE	0- 2	3- 5	2- 2				
2- 4	1- 0	0- 0	HOME	0- 2	1- 2	1- 0				
2- 4	0- 1	0- 0	AWAY	0- 0	2- 3	1- 2				
0- 0	0- 0	0- 0	NEUTRAL	0- 0	0- 0	0- 0				

RPI	S	Opponent	Score	RPI	S	Opponent	Score	RPI	S	Opponent	Score	RPI	S	Opponent	Score	Team's RPI: 240
13	A	Green Bay	41 58					64	H	IUPUI	35 71	114	A	Milwaukee	60 57	
13	H	Green Bay	62 54					70	H	Indiana	56 67	114	H	Milwaukee	49 52	
								95	H	Wright St.	63 68	127	A	Cleveland St.	49 72	
								98	N	Jacksonville	49 61	127	H	Cleveland St.	65 70	
												136	H	Kent St.	54 59	
												143	A	ETSU	57 45	
												151	H	Robert Morris	50 59	
												167	A	Stetson	56 67	
												203	A	Oakland	53 79	
												228	A	Youngstown St.	51 54	
												229	H	Austin Peay	52 53	
												232	A	North Florida	50 58	
												267	A	Illinois St.	37 49	
												307	A	Murray St.	87 98	
												310	A	Detroit Mercy	78 67	
												317	H	Ill.-Chicago	61 53	
LAST 12 Division I GAMES:																
114	A	Milwaukee	60 57	127	H	Cleveland St.	65 70									
13	A	Green Bay	41 58	95	H	Wright St.	63 68									
127	A	Cleveland St.	49 72	203	A	Oakland	53 79									
228	A	Youngstown St.	51 54	310	A	Detroit Mercy	78 67									
317	H	Ill.-Chicago	61 53	13	H	Green Bay	62 54									
64	H	IUPUI	35 71	114	H	Milwaukee	49 52									

Non-Div I Games: Oakland City 103 25

Northern Ky.

Average RPI Win:	230	WON-LOST	WINNING	LAST 10	STRENGTH OF	OPP. STRENGTH	TEAM	ADJ.	CONF.	ADJ CONF.
Average RPI Loss:	69	RECORD	PCT. RANK	GAMES	SCHEDULE	OF SCHEDULE	RPI	RPI	RPI	RPI
DIV. I ONLY	9- 15	241	2- 8	102	76	192	192	3	3	
DIV. I NON-CONF.	7- 7	170	1- 1	175	139	183	183	4	4	
<hr/>										
TOTALS	RPI 1-25	RPI 26-50	W-L RECORDS	RPI 51-100	RPI 101-999	RPI 201+				
9- 15	0- 3	0- 3	OVERALL	0- 5	9- 4	7- 0				
5- 7	0- 3	0- 1	HOME	0- 2	5- 1	4- 0				
3- 6	0- 0	0- 0	AWAY	0- 1	3- 0	3- 0				
1- 2	0- 0	0- 0	NEUTRAL	0- 1	1- 1	0- 0				
7- 7	0- 2	0- 1	NON-CONFERENCE	0- 1	7- 3	6- 0				
4- 3	0- 2	0- 0	HOME	0- 0	4- 1	4- 0				
2- 2	0- 0	0- 1	AWAY	0- 0	2- 1	2- 0				
1- 2	0- 0	0- 0	NEUTRAL	0- 1	1- 1	0- 0				
2- 8	0- 1	0- 2	CONFERENCE	0- 4	2- 1	1- 0				
1- 4	0- 1	0- 1	HOME	0- 2	1- 0	0- 0				
1- 4	0- 0	0- 1	AWAY	0- 2	1- 1	1- 0				
0- 0	0- 0	0- 0	NEUTRAL	0- 0	0- 0	0- 0				

RPI 1-25				RPI 26-50				RPI 51-100				RPI 101+				Team's RPI: 192
RPI	S	Opponent	Score	RPI	S	Opponent	Score	RPI	S	Opponent	Score	RPI	S	Opponent	Score	
13	H	Green Bay	57 63	34	A	Purdue	60 63	56	H	Minnesota	63 90	105	N	Auburn	49 48	
15	H	Maryland	65 68	35	H	Michigan	59 80	57	H	Nebraska	59 69	114	H	Milwaukee	57 66	
25	H	DePaul	63 92	37	A	Syracuse	74 81	59	A	Michigan St.	51 81	118	A	Missouri St.	59 90	
								70	A	Indiana	73 78	124	N	Georgetown	54 55	
								91	N	Chattanooga	44 61	185	A	Wisconsin	46 58	
												185	H	Wisconsin	69 60	
												202	A	Illinois	74 59	
												203	H	Oakland	88 70	
												208	H	Stony Brook	68 36	
												210	A	UT Martin	71 63	
												273	H	Santa Clara	57 47	
												343	A	Chicago St.	63 36	
												345	H	Eastern Ill.	74 40	
<hr/>																
LAST 12 Division I GAMES:																
				70	A	Indiana	73 78	57	H	Nebraska	59 69					
				35	H	Michigan	59 80	59	A	Michigan St.	51 81					
				15	H	Maryland	65 68	202	A	Illinois	74 59					
				185	A	Wisconsin	46 58	56	H	Minnesota	63 90					
				34	A	Purdue	60 63	345	H	Eastern Ill.	74 40					
				185	H	Wisconsin	69 60	13	H	Green Bay	57 63					

Non-Div I Games:

Northwestern

Average RPI Win:	295	WON-LOST	WINNING	LAST 10	STRENGTH OF	OPP. STRENGTH	TEAM	ADJ.	CONF.	ADJ CONF.
Average RPI Loss:	172	RECORD	PCT. RANK	GAMES	SCHEDULE	OF SCHEDULE	RPI	RPI	RPI	RPI
DIV. I ONLY	3- 16	318	2- 8	204	278	319	319	25	25	
DIV. I NON-CONF.	1- 6	306	0- 0	96	96	235	235	25	25	

TOTALS	RPI 1-25	RPI 26-50	W-L RECORDS	RPI 51-100	RPI 101-999	RPI 201+				
3- 16	0- 1	0- 1	OVERALL	0- 1	3- 13	3- 8				
2- 6	0- 0	0- 0	HOME	0- 0	2- 6	2- 3				
1- 9	0- 0	0- 0	AWAY	0- 0	1- 1	1- 0				
0- 1	0- 0	0- 0	NEUTRAL	0- 0	0- 1	0- 1				
1- 6	0- 1	0- 1	NON-CONFERENCE	0- 1	1- 3	1- 1				
0- 1	0- 0	0- 0	HOME	0- 0	0- 1	0- 0				
1- 4	0- 1	0- 1	AWAY	0- 1	1- 1	1- 0				
0- 1	0- 0	0- 0	NEUTRAL	0- 0	0- 1	0- 1				
2- 10	0- 0	0- 0	CONFERENCE	0- 0	2- 10	2- 7				
2- 5	0- 0	0- 0	HOME	0- 0	2- 5	2- 3				
0- 5	0- 0	0- 0	AWAY	0- 0	0- 5	0- 4				
0- 0	0- 0	0- 0	NEUTRAL	0- 0	0- 0	0- 0				

RPI 1-25				RPI 26-50				RPI 51-100				RPI 101+ Team's RPI: 319			
RPI	S	Opponent	Score	RPI	S	Opponent	Score	RPI	S	Opponent	Score	RPI	S	Opponent	Score
10	A	Texas	44 68	43	A	Oklahoma St.	44 78	63	A	TCU	51 89	109	A	Lamar University	44 71
												120	A	Ole Miss	44 75
												123	H	SFA	62 70
												125	H	Central Ark.	53 61
												163	H	Southern Miss.	59 71
												214	A	Abilene Christian	41 80
												221	A	New Orleans	63 81
												221	H	New Orleans	52 47
												244	H	Nicholls St.	63 79
												249	N	Texas Southern	43 56
												258	H	A&M-Corpus Christi	56 62
												261	A	McNeese	67 72
												261	H	McNeese	44 60
												286	A	Southeastern La.	65 71
												332	H	Sam Houston St.	63 60
												333	A	La.-Monroe	70 48

LAST 12 Division I GAMES:															
109	A	Lamar University	44 71	332	H	Sam Houston St.	63 60	214	A	Abilene Christian	41 80				
261	H	McNeese	44 60	123	H	SFA	62 70	258	H	A&M-Corpus Christi	56 62				
221	H	New Orleans	52 47	261	A	McNeese	67 72	244	H	Nicholls St.	63 79				
125	H	Central Ark.	53 61	286	A	Southeastern La.	65 71								

Non-Div I Games: LeTourneau 82 39 LSU-Shreveport 62 42 LSU-Alexandria 85 55 Central Baptist 87 22 Northwestern St.

Average RPI Win:	76	WON-LOST	WINNING	LAST 10	STRENGTH OF	OPP. STRENGTH	TEAM	ADJ.	CONF.	ADJ CONF.
Average RPI Loss:	3	RECORD	PCT. RANK	GAMES	SCHEDULE	OF SCHEDULE	RPI	RPI	RPI	RPI
DIV. I ONLY	22- 2	5	9- 1	2	4	2	2	1	1	
DIV. I NON-CONF.	12- 1	6	1- 0	2	10	2	2	1	1	

TOTALS	RPI 1-25	RPI 26-50	W-L RECORDS	RPI 51-100	RPI 101-999	RPI 201+				
22- 2	5- 2	6- 0	OVERALL	4- 0	7- 0	1- 0				
10- 0	2- 0	2- 0	HOME	2- 0	4- 0	1- 0				
9- 2	2- 2	3- 0	AWAY	2- 0	2- 0	0- 0				
3- 0	1- 0	1- 0	NEUTRAL	0- 0	1- 0	0- 0				
12- 1	3- 1	5- 0	NON-CONFERENCE	2- 0	2- 0	1- 0				
5- 0	2- 0	1- 0	HOME	1- 0	1- 0	1- 0				
4- 1	0- 1	3- 0	AWAY	1- 0	0- 0	0- 0				
3- 0	1- 0	1- 0	NEUTRAL	0- 0	1- 0	0- 0				
10- 1	2- 1	1- 0	CONFERENCE	2- 0	5- 0	0- 0				
5- 0	0- 0	1- 0	HOME	1- 0	3- 0	0- 0				
5- 1	2- 1	0- 0	AWAY	1- 0	2- 0	0- 0				
0- 0	0- 0	0- 0	NEUTRAL	0- 0	0- 0	0- 0				

RPI 1-25	Team's RPI: 2	RPI 26-50	RPI 51-100	RPI 101+
RPI S Opponent Score	RPI S Opponent Score	RPI S Opponent Score	RPI S Opponent Score	RPI S Opponent Score
1 A UConn 71 80	28 N South Fla. 76 66	51 H Miami (FL) 83 76	101 H North Carolina 94 62	
4 A Louisville 67 100	32 H Marquette 91 85	59 H Michigan St. 90 59	104 A Wake Forest 96 73	
6 A Florida St. 100 69	35 A Michigan 83 63	62 A Georgia Tech 77 54	138 H Clemson 90 37	
11 H Tennessee 84 70	37 H Syracuse 87 72	89 A Penn 66 54	143 N ETSU 77 46	
17 A Duke 72 54	46 A Western Ky. 78 65		147 A Pittsburgh 87 53	
21 N South Carolina 92 85	49 A Oregon St. 72 67		196 H Boston College 89 60	
25 H DePaul 91 82			283 H Mt. St. Mary's 121 65	
LAST 12 Division I GAMES:				
17 A Duke 72 54	196 H Boston College 89 60			
101 H North Carolina 94 62	4 A Louisville 67 100			
6 A Florida St. 100 69	62 A Georgia Tech 77 54			
147 A Pittsburgh 87 53	51 H Miami (FL) 83 76			
138 H Clemson 90 37	104 A Wake Forest 96 73			
11 H Tennessee 84 70	37 H Syracuse 87 72			

Non-Div I Games:

Notre Dame

Oakland				Through Games Of Feb. 7, 2018							
Average RPI Win:		281	WON-LOST RECORD	WINNING PCT. RANK	LAST 10 GAMES	STRENGTH OF SCHEDULE	OPP. STRENGTH OF SCHEDULE	TEAM RPI	ADJ. RPI	CONF. RPI	ADJ CONF. RPI
Average RPI Loss:		98									
DIV. I ONLY		10- 11	192	4- 6	203	188	203	203	11	11	
DIV. I NON-CONF.		6- 4	122	1- 0	270	222	151	151	13	13	
<hr/>											
TOTALS		RPI 1-25	RPI 26-50		W-L RECORDS		RPI 51-100	RPI 101-999	RPI 201+		
10- 11		0- 1	0- 2		OVERALL		0- 3	10- 5	10- 1		
4- 6		0- 1	0- 1		HOME		0- 1	4- 3	4- 1		
4- 5		0- 0	0- 1		AWAY		0- 2	4- 2	4- 0		
2- 0		0- 0	0- 0		NEUTRAL		0- 0	2- 0	2- 0		
6- 4		0- 0	0- 2		NON-CONFERENCE		0- 1	6- 1	6- 0		
2- 1		0- 0	0- 1		HOME		0- 0	2- 0	2- 0		
2- 3		0- 0	0- 1		AWAY		0- 1	2- 1	2- 0		
2- 0		0- 0	0- 0		NEUTRAL		0- 0	2- 0	2- 0		
4- 7		0- 1	0- 0		CONFERENCE		0- 2	4- 4	4- 1		
2- 5		0- 1	0- 0		HOME		0- 1	2- 3	2- 1		
2- 2		0- 0	0- 0		AWAY		0- 1	2- 1	2- 0		
0- 0		0- 0	0- 0		NEUTRAL		0- 0	0- 0	0- 0		

RPI 1-25				RPI 26-50				RPI 51-100				RPI 101+ Team's RPI: 203			
RPI	S	Opponent	Score	RPI	S	Opponent	Score	RPI	S	Opponent	Score	RPI	S	Opponent	Score
13	H	Green Bay	48 81	27	H	Central Mich.	85 103	59	A	Michigan St.	63 95	114	H	Milwaukee	62 74
				35	A	Michigan	69 78	64	A	IUPUI	64 80	127	A	Cleveland St.	62 70
								95	H	Wright St.	57 77	127	H	Cleveland St.	66 86
												192	A	Northwestern	70 88
												228	A	Youngstown St.	58 48
												228	H	Youngstown St.	76 86
												230	H	Niagara	67 59
												240	H	Northern Ky.	79 53
												267	H	Illinois St.	64 43
												272	A	Cornell	79 77
												296	A	Canisius	83 48
												310	H	Detroit Mercy	83 50
												312	N	Old Dominion	80 59
												317	A	Ill.-Chicago	67 63
												337	N	Ark.-Pine Bluff	69 37
<hr/>															
LAST 12 Division I GAMES:															
127	H	Cleveland St.	66 86	317	A	Ill.-Chicago	67 63	240	H	Northern Ky.	79 53	95	H	Wright St.	57 77
228	H	Youngstown St.	76 86	228	A	Youngstown St.	58 48	127	A	Cleveland St.	62 70	337	N	Ark.-Pine Bluff	69 37
310	H	Detroit Mercy	83 50	64	A	IUPUI	64 80								
13	H	Green Bay	48 81												
114	H	Milwaukee	62 74												

Non-Div I Games: Mich.-Dearborn 104 44

Oakland

Loss,
Non-Conf,
S Site,
H Home
A Away
N Neutral

Average RPI Win:	166	WON-LOST	WINNING	LAST 10	STRENGTH OF	OPP. STRENGTH	TEAM	ADJ.	CONF.	ADJ CONF.
Average RPI Loss:	67	RECORD	PCT. RANK	GAMES	SCHEDULE	OF SCHEDULE	RPI	RPI	RPI	RPI
DIV. I ONLY	11- 10	158	5- 5	19	102	80	80	7	7	
DIV. I NON-CONF.	5- 5	170	1- 0	60	216	109	109	8	8	

TOTALS	RPI 1-25	RPI 26-50	W-L RECORDS	RPI 51-100	RPI 101-999	RPI 201+				
11- 10	0- 1	2- 4	OVERALL	1- 3	8- 2	4- 0				
6- 4	0- 1	1- 2	HOME	1- 1	4- 0	2- 0				
5- 4	0- 0	1- 0	AWAY	0- 1	4- 0	2- 0				
0- 2	0- 0	0- 1	NEUTRAL	0- 0	0- 1	0- 0				
5- 5	0- 0	1- 2	NON-CONFERENCE	0- 1	4- 2	3- 0				
2- 2	0- 0	0- 1	HOME	0- 1	2- 0	1- 0				
3- 1	0- 0	1- 0	AWAY	0- 0	2- 1	2- 0				
0- 2	0- 0	0- 1	NEUTRAL	0- 0	0- 1	0- 0				
6- 5	0- 1	1- 2	CONFERENCE	1- 2	4- 0	1- 0				
4- 2	0- 1	1- 1	HOME	1- 0	2- 0	1- 0				
2- 3	0- 0	0- 1	AWAY	0- 2	2- 0	0- 0				
0- 0	0- 0	0- 0	NEUTRAL	0- 0	0- 0	0- 0				

RPI	S	Opponent	Score	RPI	S	Opponent	Score	RPI	S	Opponent	Score	RPI	S	Opponent	Score
23	H	Buffalo	63 67	27	A	Central Mich.	58 82	64	H	IUPUI	52 76	106	A	Western Mich.	69 54
				27	H	Central Mich.	72 74	65	A	Toledo	57 75	127	A	Cleveland St.	64 71
				29	N	Virginia	59 77	65	H	Toledo	78 61	130	H	Northern Ill.	77 75
				34	A	Purdue	77 71	87	A	Miami (OH)	55 64	158	H	High Point	64 61
				35	H	Michigan	61 74					189	N	Furman	68 70
				42	H	Ball St.	80 76					198	A	Bowling Green	70 63
												222	H	Akron	70 67
												226	H	N.C. A&T	72 65
												314	A	Eastern Ky.	69 57
												330	A	Marshall	54 52

Team's RPI: 80															
LAST 12 Division I GAMES:															
27	H	Central Mich.	72 74	106	A	Western Mich.	69 54	27	A	Central Mich.	58 82	226	H	N.C. A&T	72 65
42	H	Ball St.	80 76	65	A	Toledo	57 75	65	H	Toledo	78 61				
87	A	Miami (OH)	55 64	222	H	Akron	70 67								
130	H	Northern Ill.	77 75												
198	A	Bowling Green	70 63												
23	H	Buffalo	63 67												

Non-Div I Games: Notre Dame (OH) 93 37

Ohio

Average RPI Win:	91	WON-LOST	WINNING	LAST 10	STRENGTH OF	OPP. STRENGTH	TEAM	ADJ.	CONF.	ADJ CONF.
Average RPI Loss:	19	RECORD	PCT. RANK	GAMES	SCHEDULE	OF SCHEDULE	RPI	RPI	RPI	RPI
DIV. I ONLY	19- 5	29	7- 3	5	7	5	5	3	3	
DIV. I NON-CONF.	11- 2	22	1- 0	8	6	6	6	4	4	

TOTALS	RPI 1-25	RPI 26-50	W-L RECORDS	RPI 51-100	RPI 101-999	RPI 201+				
19- 5	2- 4	2- 1	OVERALL	8- 0	7- 0	0- 0				
10- 2	1- 1	0- 1	HOME	6- 0	3- 0	0- 0				
6- 3	0- 3	1- 0	AWAY	2- 0	3- 0	0- 0				
3- 0	1- 0	1- 0	NEUTRAL	0- 0	1- 0	0- 0				
11- 2	2- 2	1- 0	NON-CONFERENCE	2- 0	6- 0	0- 0				
6- 1	1- 1	0- 0	HOME	2- 0	3- 0	0- 0				
2- 1	0- 1	0- 0	AWAY	0- 0	2- 0	0- 0				
3- 0	1- 0	1- 0	NEUTRAL	0- 0	1- 0	0- 0				
8- 3	0- 2	1- 1	CONFERENCE	6- 0	1- 0	0- 0				
4- 1	0- 0	0- 1	HOME	4- 0	0- 0	0- 0				
4- 2	0- 2	1- 0	AWAY	2- 0	1- 0	0- 0				
0- 0	0- 0	0- 0	NEUTRAL	0- 0	0- 0	0- 0				

RPI	S	Opponent	Score	RPI	S	Opponent	Score	RPI	S	Opponent	Score	RPI	S	Opponent	Score
4	H	Louisville	90 95	35	A	Michigan	78 71	56	H	Minnesota	91 75	112	H	Dartmouth	103 70
12	H	Stanford	85 64	35	H	Michigan	75 84	57	A	Nebraska	73 61	137	A	Cincinnati	87 76
12	N	Stanford	94 82	38	N	FGCU	104 62	59	H	Michigan St.	78 62	162	H	Idaho	99 56
15	A	Maryland	69 99					61	H	Quinnipiac	95 63	169	H	Washington	85 76
17	A	Duke	60 69					70	A	Indiana	77 62	172	A	Florida	103 77
22	A	Iowa	89 103					70	H	Indiana	85 70	176	N	Memphis	100 69
								73	H	Maine	83 70	185	A	Wisconsin	68 55
								79	H	Penn St.	94 64				

LAST 12 Division I GAMES:															
185	A	Wisconsin	68 55	70	A	Indiana	77 62								
79	H	Penn St.	94 64	35	A	Michigan	78 71								
59	H	Michigan St.	78 62	56	H	Minnesota	91 75								
22	A	Iowa	89 103	70	H	Indiana	85 70								
15	A	Maryland	69 99	57	A	Nebraska	73 61								
35	H	Michigan	75 84	137	A	Cincinnati	87 76								

Non-Div I Games:

Ohio St.

Oklahoma				Through Games Of Feb. 7, 2018						
Average RPI Win: 108		WON-LOST RECORD	WINNING PCT. RANK	LAST 10 GAMES	STRENGTH OF SCHEDULE	OPP. STRENGTH OF SCHEDULE	TEAM RPI	ADJ. RPI	CONF. RPI	ADJ CONF. RPI
Average RPI Loss: 46										
DIV. I ONLY		12- 12	173	5- 5	1	28	30	30	5	5
DIV. I NON-CONF.		5- 6	187	0- 0	3	23	37	37	5	5

TOTALS		RPI 1-25	RPI 26-50	W-L RECORDS		RPI 51-100	RPI 101-999	RPI 201+		
12- 12		0- 6	1- 3	OVERALL		6- 1	5- 2	2- 0		
8- 4		0- 2	1- 1	HOME		5- 0	2- 1	1- 0		
4- 7		0- 3	0- 2	AWAY		1- 1	3- 1	1- 0		
0- 1		0- 1	0- 0	NEUTRAL		0- 0	0- 0	0- 0		
5- 6		0- 3	1- 1	NON-CONFERENCE		2- 0	2- 2	1- 0		
4- 1		0- 0	1- 0	HOME		2- 0	1- 1	1- 0		
1- 4		0- 2	0- 1	AWAY		0- 0	1- 1	0- 0		
0- 1		0- 1	0- 0	NEUTRAL		0- 0	0- 0	0- 0		
7- 6		0- 3	0- 2	CONFERENCE		4- 1	3- 0	1- 0		
4- 3		0- 2	0- 1	HOME		3- 0	1- 0	0- 0		
3- 3		0- 1	0- 1	AWAY		1- 1	2- 0	1- 0		
0- 0		0- 0	0- 0	NEUTRAL		0- 0	0- 0	0- 0		

RPI 1-25				RPI 26-50				RPI 51-100				RPI 101+			
RPI	S	Opponent	Score	RPI	S	Opponent	Score	RPI	S	Opponent	Score	RPI	S	Opponent	Score
1	N	UConn	64 88	28	H	South Fla.	79 74	53	H	West Virginia	76 57	115	A	Iowa St.	74 69
7	A	Oregon	74 92	40	A	South Dakota St.	61 67	63	A	TCU	58 62	118	A	Colorado St.	78 46
9	A	Baylor	65 74	43	A	Oklahoma St.	82 96	63	H	TCU	84 71	132	A	Little Rock	56 68
9	H	Baylor	52 74	43	H	Oklahoma St.	67 70	69	H	Belmont	96 73	146	H	Kansas	97 64
10	H	Texas	78 88					82	H	New Mexico	105 63	172	H	Florida	61 80
25	A	DePaul	108 111					90	A	Kansas St.	76 71	215	H	SMU	87 75
								90	H	Kansas St.	68 49	223	A	Texas Tech	73 52

LAST 12 Division I GAMES:															
		9	A	Baylor	65	74		90	A	Kansas St.	76	71			
		53	H	West Virginia	76	57		9	H	Baylor	52	74			
		90	H	Kansas St.	68	49		223	A	Texas Tech	73	52			
		63	A	TCU	58	62		43	A	Oklahoma St.	82	96			
		146	H	Kansas	97	64		63	H	TCU	84	71			
		43	H	Oklahoma St.	67	70		115	A	Iowa St.	74	69			

Non-Div I Games:

Oklahoma

Average RPI Win:	168	WON-LOST	WINNING	LAST 10	STRENGTH OF	OPP. STRENGTH	TEAM	ADJ.	CONF.	ADJ CONF.
Average RPI Loss:	40	RECORD	PCT. RANK	GAMES	SCHEDULE	OF SCHEDULE	RPI	RPI	RPI	RPI
DIV. I ONLY	17- 6	52	6- 4	81	24	43	43	5	5	
DIV. I NON-CONF.	9- 2	34	0- 0	169	90	61	61	5	5	

TOTALS	RPI 1-25	RPI 26-50	W-L RECORDS	RPI 51-100	RPI 101-999	RPI 201+				
17- 6	1- 4	2- 0	OVERALL	4- 1	10- 1	7- 0				
13- 1	1- 0	1- 0	HOME	2- 0	9- 1	6- 0				
3- 4	0- 3	1- 0	AWAY	1- 1	1- 0	1- 0				
1- 1	0- 1	0- 0	NEUTRAL	1- 0	0- 0	0- 0				
9- 2	1- 2	0- 0	NON-CONFERENCE	1- 0	7- 0	5- 0				
8- 0	1- 0	0- 0	HOME	0- 0	7- 0	5- 0				
0- 1	0- 1	0- 0	AWAY	0- 0	0- 0	0- 0				
1- 1	0- 1	0- 0	NEUTRAL	1- 0	0- 0	0- 0				
8- 4	0- 2	2- 0	CONFERENCE	3- 1	3- 1	2- 0				
5- 1	0- 0	1- 0	HOME	2- 0	2- 1	1- 0				
3- 3	0- 2	1- 0	AWAY	1- 1	1- 0	1- 0				
0- 0	0- 0	0- 0	NEUTRAL	0- 0	0- 0	0- 0				

RPI 1-25				RPI 26-50				Team's RPI: 43				RPI 51-100				RPI 101+			
RPI	S	Opponent	Score	RPI	S	Opponent	Score	RPI	S	Opponent	Score	RPI	S	Opponent	Score	RPI	S	Opponent	Score
3	A	Mississippi St.	76 79	30	A	Oklahoma	70 67	53	H	West Virginia	79 73	115	H	Iowa St.	69 78				
8	H	UCLA	87 72	30	H	Oklahoma	96 82	63	A	TCU	71 54	146	H	Kansas	92 63				
9	A	Baylor	64 77					76	N	South Dakota	76 68	165	H	Southern U.	94 66				
10	A	Texas	79 84					90	A	Kansas St.	64 80	168	H	Wichita St.	91 67				
11	N	Tennessee	69 79					90	H	Kansas St.	76 68	223	A	Texas Tech	98 57				

Average RPI Win:	310	WON-LOST	WINNING	LAST 10	STRENGTH OF	OPP. STRENGTH	TEAM	ADJ.	CONF.	ADJ CONF.
Average RPI Loss:	158	RECORD	PCT. RANK	GAMES	SCHEDULE	OF SCHEDULE	RPI	RPI	RPI	RPI
DIV. I ONLY	5- 18	308	3- 7	191	244	312	312	18	18	
DIV. I NON-CONF.	2- 12	306	1- 2	135	258	300	300	19	19	

TOTALS	RPI 1-25	RPI 26-50	W-L RECORDS	RPI 51-100	RPI 101-999	RPI 201+				
5- 18	0- 2	0- 0	OVERALL	0- 2	5- 14	5- 6				
5- 7	0- 2	0- 0	HOME	0- 2	5- 3	5- 1				
0- 8	0- 0	0- 0	AWAY	0- 0	0- 8	0- 3				
0- 3	0- 0	0- 0	NEUTRAL	0- 0	0- 3	0- 2				
2- 12	0- 2	0- 0	NON-CONFERENCE	0- 1	2- 9	2- 4				
2- 5	0- 2	0- 0	HOME	0- 1	2- 2	2- 1				
0- 4	0- 0	0- 0	AWAY	0- 0	0- 4	0- 1				
0- 3	0- 0	0- 0	NEUTRAL	0- 0	0- 3	0- 2				
3- 6	0- 0	0- 0	CONFERENCE	0- 1	3- 5	3- 2				
3- 2	0- 0	0- 0	HOME	0- 1	3- 1	3- 0				
0- 4	0- 0	0- 0	AWAY	0- 0	0- 4	0- 2				
0- 0	0- 0	0- 0	NEUTRAL	0- 0	0- 0	0- 0				

RPI 1-25				RPI 26-50				RPI 51-100				RPI 101+ Team's RPI: 312			
RPI	S	Opponent	Score	RPI	S	Opponent	Score	RPI	S	Opponent	Score	RPI	S	Opponent	Score
17	H	Duke	51 84					72	H	UAB	61 74	110	A	Rice	45 53
19	H	NC State	56 73					100	H	Liberty	55 63	111	A	George Mason	53 66
												129	N	Saint Francis (PA)	68 79
												137	H	Cincinnati	33 54
												140	A	William & Mary	58 75
												173	A	Louisiana Tech	45 59
												180	H	Charlotte	60 63
												181	A	Hampton	42 50
												203	N	Oakland	59 80
												211	H	Richmond	45 54
												214	N	Abilene Christian	60 74
												251	A	North Texas	46 63
												293	A	VCU	39 68
												294	H	FIU	68 60
												300	H	Coppin St.	75 67
												303	A	UTSA	56 64
												303	H	UTSA	69 63
												322	H	South Carolina St.	52 35
												330	H	Marshall	69 53
LAST 12 Division I GAMES:															
294	H	FIU	68 60	303	A	UTSA	56 64								
110	A	Rice	45 53	251	A	North Texas	46 63								
173	A	Louisiana Tech	45 59	180	H	Charlotte	60 63								
303	H	UTSA	69 63	72	H	UAB	61 74								
330	H	Marshall	69 53	322	H	South Carolina St.	52 35								
181	A	Hampton	42 50	214	N	Abilene Christian	60 74								

Non-Div I Games:

Old Dominion

Ole Miss		Average RPI Win: 212	WON-LOST RECORD	WINNING PCT. RANK	LAST 10 GAMES	STRENGTH OF SCHEDULE	OPP. STRENGTH OF SCHEDULE	TEAM RPI	ADJ. RPI	CONF. RPI	ADJ CONF. RPI
Average RPI Loss: 60											
DIV. I ONLY	11- 12	187	1- 9	46	79	120	120	2	2		
DIV. I NON-CONF.	10- 3	51	1- 1	176	265	80	80	2	2		

TOTALS	RPI 1-25	RPI 26-50	W-L RECORDS	RPI 51-100	RPI 101-999	RPI 201+					
11- 12	0- 7	0- 0	OVERALL	0- 1	11- 4	5- 0					
9- 4	0- 3	0- 0	HOME	0- 0	9- 1	4- 0					
1- 7	0- 0	0- 0	AWAY	0- 0	1- 0	0- 0					
1- 1	0- 0	0- 0	NEUTRAL	0- 0	1- 1	1- 0					
10- 3	0- 1	0- 0	NON-CONFERENCE	0- 0	10- 2	5- 0					
8- 0	0- 0	0- 0	HOME	0- 0	8- 0	4- 0					
1- 2	0- 1	0- 0	AWAY	0- 0	1- 1	0- 0					
1- 1	0- 0	0- 0	NEUTRAL	0- 0	1- 1	1- 0					
1- 9	0- 6	0- 0	CONFERENCE	0- 1	1- 2	0- 0					
1- 4	0- 3	0- 0	HOME	0- 0	1- 1	0- 0					
0- 5	0- 3	0- 0	AWAY	0- 1	0- 1	0- 0					
0- 0	0- 0	0- 0	NEUTRAL	0- 0	0- 0	0- 0					

RPI 1-25				RPI 26-50				RPI 51-100				RPI 101+ Team's RPI: 120			
RPI	S	Opponent	Score	RPI	S	Opponent	Score	RPI	S	Opponent	Score	RPI	S	Opponent	Score
3	A	Mississippi St.	45 76					88	A	Arkansas	72 73	102	H	South Ala.	66 59
3	H	Mississippi St.	49 69									103	N	Saint Louis	64 79
7	A	Oregon	46 90									121	H	Vanderbilt	72 75
11	A	Tennessee	66 75									131	H	Middle Tenn.	65 56
18	H	Missouri	48 67									153	A	Portland St.	79 94
20	A	Georgia	45 69									163	H	Southern Miss.	68 59
21	H	South Carolina	62 88									172	A	Florida	60 61
												172	H	Florida	78 75
												177	A	Temple	64 48
												193	H	Troy	96 93
												212	H	Arkansas St.	74 48
												249	H	Texas Southern	73 58
												289	H	Kennesaw St.	92 63
												319	H	Northwestern St.	75 44
												328	N	Delaware St.	110 58

LAST 12 Division I GAMES:															
20	A	Georgia	45 69	3	A	Mississippi St.	45 76								
121	H	Vanderbilt	72 75	172	H	Florida	78 75								
3	H	Mississippi St.	49 69	21	H	South Carolina	62 88								
11	A	Tennessee	66 75	88	A	Arkansas	72 73								
172	A	Florida	60 61	249	H	Texas Southern	73 58								
18	H	Missouri	48 67	153	A	Portland St.	79 94								

Non-Div I Games:

Ole Miss

Average RPI Win:	247	WON-LOST	WINNING	LAST 10	STRENGTH OF	OPP. STRENGTH	TEAM	ADJ.	CONF.	ADJ CONF.
Average RPI Loss:	142	RECORD	PCT. RANK	GAMES	SCHEDULE	OF SCHEDULE	RPI	RPI	RPI	RPI
DIV. I ONLY	7- 12	246	1- 8	161	240	231	231	14	14	
DIV. I NON-CONF.	6- 4	122	1- 1	267	306	156	156	17	17	

TOTALS	RPI 1-25	RPI 26-50	W-L RECORDS	RPI 51-100	RPI 101-999	RPI 201+				
7- 12	0- 0	0- 3	OVERALL	0- 2	7- 7	5- 4				
4- 5	0- 0	0- 2	HOME	0- 0	4- 3	3- 1				
3- 7	0- 0	0- 1	AWAY	0- 2	3- 4	2- 3				
0- 0	0- 0	0- 0	NEUTRAL	0- 0	0- 0	0- 0				
6- 4	0- 0	0- 1	NON-CONFERENCE	0- 1	6- 2	4- 2				
3- 1	0- 0	0- 1	HOME	0- 0	3- 0	2- 0				
3- 3	0- 0	0- 0	AWAY	0- 1	3- 2	2- 2				
0- 0	0- 0	0- 0	NEUTRAL	0- 0	0- 0	0- 0				
1- 8	0- 0	0- 2	CONFERENCE	0- 1	1- 5	1- 2				
1- 4	0- 0	0- 1	HOME	0- 0	1- 3	1- 1				
0- 4	0- 0	0- 1	AWAY	0- 1	0- 2	0- 1				
0- 0	0- 0	0- 0	NEUTRAL	0- 0	0- 0	0- 0				

RPI 1-25				RPI 26-50				RPI 51-100				RPI 101+				Team's RPI: 231	
RPI	S	Opponent	Score	RPI	S	Opponent	Score	RPI	S	Opponent	Score	RPI	S	Opponent	Score		
				39	H	Creighton	51 72	76	A	South Dakota	46 70	107	A	Western Ill.	68 103		
				40	A	South Dakota St.	64 89	90	A	Kansas St.	60 81	107	H	Western Ill.	51 90		
				40	H	South Dakota St.	54 103					154	H	UNI	78 74		
												184	A	CSUN	68 60		
												195	H	Denver	74 85		
												205	H	Oral Roberts	53 82		
												220	H	Montana St.	64 53		
												239	A	CSU Bakersfield	43 52		
												246	A	Bradley	56 69		
												265	H	North Dakota St.	80 67		
												271	A	Wofford	64 60		
												295	A	USC Upstate	69 66		
												316	A	Fort Wayne	65 76		
												342	H	Florida A&M	78 73		
LAST 12 Division I GAMES:																	
				107	A	Western Ill.	68 103	316	A	Fort Wayne	65 76						
				40	H	South Dakota St.	54 103	40	A	South Dakota St.	64 89						
				265	H	North Dakota St.	80 67	205	H	Oral Roberts	53 82						
				76	A	South Dakota	46 70	184	A	CSUN	68 60						
				195	H	Denver	74 85	239	A	CSU Bakersfield	43 52						
				107	H	Western Ill.	51 90	39	H	Creighton	51 72						

Non-Div I Games: Graceland (IA) 96 69 Peru St. 63 47 St. Mary (NE) 81 58

Omaha

Average RPI Win:	278	WON-LOST	WINNING	LAST 10	STRENGTH OF	OPP. STRENGTH	TEAM	ADJ.	CONF.	ADJ CONF.
Average RPI Loss:	98	RECORD	PCT. RANK	GAMES	SCHEDULE	OF SCHEDULE	RPI	RPI	RPI	RPI
DIV. I ONLY	12- 9	131	5- 4	309	179	205	205	14	14	
DIV. I NON-CONF.	7- 5	132	1- 1	336	205	220	220	17	17	
TOTALS	RPI 1-25	RPI 26-50	W-L RECORDS	RPI 51-100	RPI 101-999	RPI 201+				
12- 9	0- 0	0- 1	OVERALL	0- 4	12- 4	10- 0				
4- 4	0- 0	0- 1	HOME	0- 2	4- 1	3- 0				
4- 5	0- 0	0- 0	AWAY	0- 2	4- 3	3- 0				
4- 0	0- 0	0- 0	NEUTRAL	0- 0	4- 0	4- 0				
7- 5	0- 0	0- 0	NON-CONFERENCE	0- 3	7- 2	6- 0				
1- 1	0- 0	0- 0	HOME	0- 1	1- 0	1- 0				
2- 4	0- 0	0- 0	AWAY	0- 2	2- 2	1- 0				
4- 0	0- 0	0- 0	NEUTRAL	0- 0	4- 0	4- 0				
5- 4	0- 0	0- 1	CONFERENCE	0- 1	5- 2	4- 0				
3- 3	0- 0	0- 1	HOME	0- 1	3- 1	2- 0				
2- 1	0- 0	0- 0	AWAY	0- 0	2- 1	2- 0				
0- 0	0- 0	0- 0	NEUTRAL	0- 0	0- 0	0- 0				

RPI S Opponent Score	RPI S Opponent Score	RPI S Opponent Score	RPI S Opponent Score	Team's RPI: 205
	40 H South Dakota St. 70 77	63 A TCU 58 72	107 A Western Ill. 49 56	
		76 H South Dakota 68 73	107 H Western Ill. 63 85	
		85 A Utah 50 71	118 A Missouri St. 66 76	
		88 H Arkansas 66 77	186 A Tulsa 53 41	
			195 H Denver 90 60	
			197 A UT Arlington 46 70	
			231 A Omaha 82 53	
			259 A UMKC 76 73	
			265 H North Dakota St. 71 48	
			277 N Alcorn 76 52	
			299 N Cal St. Fullerton 60 50	
			316 A Fort Wayne 73 48	
			316 H Fort Wayne 66 45	
			318 H Houston Baptist 78 56	
			335 N Long Beach St. 64 58	
			343 N Chicago St. 73 43	
LAST 12 Division I GAMES:				
	107 H Western Ill. 63 85	107 A Western Ill. 49 56		
	316 H Fort Wayne 66 45	316 A Fort Wayne 73 48		
	195 H Denver 90 60	231 A Omaha 82 53		
	76 H South Dakota 68 73	85 A Utah 50 71		
	40 H South Dakota St. 70 77	343 N Chicago St. 73 43		
	265 H North Dakota St. 71 48	277 N Alcorn 76 52		

Non-Div I Games: Okla. Panhandle 88 35 Cent. Christian (KS) 118 47

Average RPI Win: 117
Average RPI Loss: 17

WON-LOST
RECORD

WINNING
PCT. RANK

LAST 10
GAMES

STRENGTH OF
SCHEDULE

OPP. STRENGTH
OF SCHEDULE

TEAM
RPI

ADJ.
RPI

CONF.
RPI

ADJ CONF.
RPI

DIV. I ONLY	21- 4	13	8- 2	14	18	7	7	4	4
DIV. I NON-CONF.	11- 2	22	0- 0	11	16	5	5	3	3
TOTALS	RPI 1-25	RPI 26-50	W-L RECORDS	RPI 51-100	RPI 101-999	RPI 201+			
21- 4	3- 3	5- 1	OVERALL	3- 0	10- 0	3- 0			
14- 1	0- 1	4- 0	HOME	2- 0	8- 0	2- 0			
5- 3	2- 2	1- 1	AWAY	1- 0	1- 0	0- 0			
2- 0	1- 0	0- 0	NEUTRAL	0- 0	1- 0	1- 0			
11- 2	2- 2	1- 0	NON-CONFERENCE	1- 0	7- 0	2- 0			
8- 0	0- 0	1- 0	HOME	1- 0	6- 0	1- 0			
1- 2	1- 2	0- 0	AWAY	0- 0	0- 0	0- 0			
2- 0	1- 0	0- 0	NEUTRAL	0- 0	1- 0	1- 0			
10- 2	1- 1	4- 1	CONFERENCE	2- 0	3- 0	1- 0			
6- 1	0- 1	3- 0	HOME	1- 0	2- 0	1- 0			
4- 1	1- 0	1- 1	AWAY	1- 0	1- 0	0- 0			
0- 0	0- 0	0- 0	NEUTRAL	0- 0	0- 0	0- 0			

RPI 1-25				RPI 26-50				RPI 51-100				RPI 101+			
RPI	S	Opponent	Score	RPI	S	Opponent	Score	RPI	S	Opponent	Score	RPI	S	Opponent	Score
3	A	Mississippi St.	79 90	30	H	Oklahoma	92 74	83	H	Washington St.	89 56	120	H	Ole Miss	90 46
4	A	Louisville	61 74	33	H	Arizona St.	74 64	85	A	Utah	84 68	135	A	Colorado	74 55
8	A	UCLA	70 61	36	H	California	91 54	86	H	Drake	110 77	141	H	Weber St.	114 87
12	H	Stanford	65 78	49	A	Oregon St.	79 85					169	H	Washington	94 83
16	A	Texas A&M	83 68	49	H	Oregon St.	75 63					181	H	Hampton	87 45
16	N	Texas A&M	84 62	50	A	Southern California	70 66					184	H	CSUN	91 43
												194	H	Eastern Wash.	81 40
												255	N	Hawaii	85 44
												282	H	Arizona	62 44
												302	H	Southern Utah	98 38
LAST 12 Division I GAMES:															
12	H	Stanford	65 78	33	H	Arizona St.	74 64								
36	H	California	91 54	282	H	Arizona	62 44								
85	A	Utah	84 68	8	A	UCLA	70 61								
135	A	Colorado	74 55	50	A	Southern California	70 66								
49	H	Oregon St.	75 63	169	H	Washington	94 83								
49	A	Oregon St.	79 85	83	H	Washington St.	89 56								

Non-Div I Games:

Oregon

Loss, Non-Conf, S Site, H Home A Away N Neutral

Average RPI Win:	174	WON-LOST	WINNING	LAST 10	STRENGTH OF	OPP. STRENGTH	TEAM	ADJ.	CONF.	ADJ CONF.
Average RPI Loss:	16	RECORD	PCT. RANK	GAMES	SCHEDULE	OF SCHEDULE	RPI	RPI	RPI	RPI
DIV. I ONLY	17- 6	52	6- 4	83	43	49	49	4	4	
DIV. I NON-CONF.	9- 2	34	0- 0	255	146	90	90	3	3	

TOTALS	RPI 1-25	RPI 26-50	W-L RECORDS	RPI 51-100	RPI 101-999	RPI 201+				
17- 6	1- 5	2- 1	OVERALL	3- 0	11- 0	6- 0				
12- 2	1- 2	2- 0	HOME	2- 0	7- 0	4- 0				
3- 4	0- 3	0- 1	AWAY	1- 0	2- 0	1- 0				
2- 0	0- 0	0- 0	NEUTRAL	0- 0	2- 0	1- 0				
9- 2	0- 2	0- 0	NON-CONFERENCE	1- 0	8- 0	5- 0				
6- 1	0- 1	0- 0	HOME	1- 0	5- 0	3- 0				
1- 1	0- 1	0- 0	AWAY	0- 0	1- 0	1- 0				
2- 0	0- 0	0- 0	NEUTRAL	0- 0	2- 0	1- 0				
8- 4	1- 3	2- 1	CONFERENCE	2- 0	3- 0	1- 0				
6- 1	1- 1	2- 0	HOME	1- 0	2- 0	1- 0				
2- 3	0- 2	0- 1	AWAY	1- 0	1- 0	0- 0				
0- 0	0- 0	0- 0	NEUTRAL	0- 0	0- 0	0- 0				

RPI 1-25				RPI 26-50				Team's RPI: 49				RPI 51-100				RPI 101+			
RPI	S	Opponent	Score	RPI	S	Opponent	Score	RPI	S	Opponent	Score	RPI	S	Opponent	Score	RPI	S	Opponent	Score
2	H	Notre Dame	67 72	33	H	Ari zona St.	57 54	66	H	UC Davi s	61 47	135	A	Col orado	86 71				
7	A	Oregon	63 75	36	H	Cal i forn i a	68 48	83	H	Washington St.	71 53	156	H	North Dakota	65 55				
7	H	Oregon	85 79	50	A	Southern Cal i forn i a	61 65	85	A	Utah	69 58	169	H	Washington	75 63				
8	A	UCLA	49 84									187	N	Nevada	89 49				
12	H	Stanford	57 60									201	H	UC Santa Barbara	74 49				
17	A	Duke	65 72									250	H	San Jose St.	110 62				
												282	H	Ari zona	88 48				
												292	N	Utah St.	94 55				
												309	H	Utah Valley	98 41				
												334	A	N.C. Central	97 44				
												340	H	Savannah St.	84 36				
LAST 12 Di vi si on I GAMES:																			
36	H	Cal i forn i a	68 48	282	H	Ari zona	88 48												
12	H	Stanford	57 60	33	H	Ari zona St.	57 54												
135	A	Col orado	86 71	50	A	Southern Cal i forn i a	61 65												
85	A	Utah	69 58	8	A	UCLA	49 84												
7	A	Oregon	63 75	83	H	Washington St.	71 53												
7	H	Oregon	85 79	169	H	Washi ngton	75 63												

Average RPI	Win:	209	WON-LOST	WINNING	LAST 10	STRENGTH OF	OPP. STRENGTH	TEAM	ADJ.	CONF.	ADJ CONF.
Average RPI	Loss:	93	RECORD	PCT. RANK	GAMES	SCHEDULE	OF SCHEDULE	RPI	RPI	RPI	RPI
DIV. I ONLY	11- 11	173	6- 4	86	134	149	149	13	13		
DIV. I NON-CONF.	5- 5	170	0- 0	45	132	126	126	11	11		

TOTALS	RPI 1-25	RPI 26-50	W-L RECORDS	RPI 51-100	RPI 101-999	RPI 201+					
11- 11	0- 0	1- 3	OVERALL	0- 3	10- 5	8- 0					
8- 6	0- 0	1- 2	HOME	0- 2	7- 2	5- 0					
3- 5	0- 0	0- 1	AWAY	0- 1	3- 3	3- 0					
0- 0	0- 0	0- 0	NEUTRAL	0- 0	0- 0	0- 0					
5- 5	0- 0	1- 2	NON-CONFERENCE	0- 1	4- 2	3- 0					
4- 3	0- 0	1- 1	HOME	0- 1	3- 1	2- 0					
1- 2	0- 0	0- 1	AWAY	0- 0	1- 1	1- 0					
0- 0	0- 0	0- 0	NEUTRAL	0- 0	0- 0	0- 0					
6- 6	0- 0	0- 1	CONFERENCE	0- 2	6- 3	5- 0					
4- 3	0- 0	0- 1	HOME	0- 1	4- 1	3- 0					
2- 3	0- 0	0- 0	AWAY	0- 1	2- 2	2- 0					
0- 0	0- 0	0- 0	NEUTRAL	0- 0	0- 0	0- 0					

RPI 1-25				RPI 26-50				RPI 51-100				RPI 101+				Team's RPI: 149	
RPI	S	Opponent	Score	RPI	S	Opponent	Score	RPI	S	Opponent	Score	RPI	S	Opponent	Score		
				31	A	Northern Colo.	55 80	66	H	UC Davis	58 90	109	H	Lamar University	80 75		
				36	H	Cal i forn i a	85 92	78	A	Saint Mary' s (CA)	88 96	113	H	Brown	57 74		
				41	H	Gonzaga	72 99	78	H	Saint Mary' s (CA)	69 70	116	A	BYU	65 77		
				47	H	UCF	78 74					116	H	BYU	83 76		
												139	A	Fresno St.	70 81		
												159	A	Loyol a Marymount	60 75		
												164	H	San Franci sco	71 81		
												204	A	Seattle U	85 73		
												213	A	San Di ego	81 68		
												236	A	Pepperdi ne	85 77		
												236	H	Pepperdi ne	84 73		
												250	H	San Jose St.	106 97		
												273	H	Santa Clara	55 37		
												299	H	Cal St. Fullerton	81 65		
												311	H	Portl and	91 55		
LAST 12 Division I GAMES:																	
				236	H	Pepperdi ne	84 73					311	H	Portl and	91 55		
				273	H	Santa Clara	55 37					213	A	San Di ego	81 68		
				116	H	BYU	83 76					116	A	BYU	65 77		
				164	H	San Franci sco	71 81					78	H	Saint Mary' s (CA)	69 70		
				78	A	Saint Mary' s (CA)	88 96					159	A	Loyol a Marymount	60 75		
				236	A	Pepperdi ne	85 77					41	H	Gonzaga	72 99		

Non-Div I Games: UC Merced 123 59

Paci fi c

Average RPI	Win:	202	WON-LOST	WINNING	LAST 10	STRENGTH OF	OPP. STRENGTH	TEAM	ADJ.	CONF.	ADJ CONF.
Average RPI	Loss:	96	RECORD	PCT. RANK	GAMES	SCHEDULE	OF SCHEDULE	RPI	RPI	RPI	RPI
DIV. I ONLY		12- 5	66	8- 1	183	99	89	89	9	9	
DIV. I NON-CONF.		8- 4	87	6- 0	247	76	105	105	9	9	

TOTALS	RPI 1-25		RPI 26-50		W-L RECORDS	RPI 51-100		RPI 101-999		RPI 201+	
12- 5	0- 1		1- 1		OVERALL	0- 1		11- 2		5- 1	
4- 2	0- 1		0- 1		HOME	0- 0		4- 0		3- 0	
6- 2	0- 0		1- 0		AWAY	0- 0		5- 2		1- 1	
2- 1	0- 0		0- 0		NEUTRAL	0- 1		2- 0		1- 0	
8- 4	0- 1		1- 0		NON-CONFERENCE	0- 1		7- 2		4- 1	
2- 1	0- 1		0- 0		HOME	0- 0		2- 0		2- 0	
4- 2	0- 0		1- 0		AWAY	0- 0		3- 2		1- 1	
2- 1	0- 0		0- 0		NEUTRAL	0- 1		2- 0		1- 0	
4- 1	0- 0		0- 1		CONFERENCE	0- 0		4- 0		1- 0	
2- 1	0- 0		0- 1		HOME	0- 0		2- 0		1- 0	
2- 0	0- 0		0- 0		AWAY	0- 0		2- 0		0- 0	
0- 0	0- 0		0- 0		NEUTRAL	0- 0		0- 0		0- 0	

RPI 1-25				RPI 26-50				RPI 51-100				Team's RPI : 89				RPI 101+			
RPI	S	Opponent	Score	RPI	S	Opponent	Score	RPI	S	Opponent	Score	RPI	S	Opponent	Score	RPI	S	Opponent	Score
2	H	Notre Dame	54 66	26	A	Villanova	79 77	62	N	Georgia Tech	55 69	113	A	Brown	88 55				
				45	H	Princeton	55 70					117	A	Yale	69 54				
												118	N	Missouri St.	65 60				
												145	A	Binghamton	72 77				
												177	A	Temple	74 59				
												190	H	Columbia	70 51				
												191	A	Saint Joseph's	57 50				
												225	A	La Salle	59 66				
												245	H	Lafayette	55 42				
												272	H	Cornell	68 48				
												293	N	VCU	82 52				
												331	H	Rhode Island	84 66				
												346	A	NJIT	77 38				
LAST 12 Division I GAMES:																			
				117	A	Yale	69 54	45	H	Princeton	55 70								
				113	A	Brown	88 55	346	A	NJIT	77 38								
				177	A	Temple	74 59	293	N	VCU	82 52								
				26	A	Villanova	79 77	331	H	Rhode Island	84 66								
				190	H	Columbia	70 51	191	A	Saint Joseph's	57 50								
				272	H	Cornell	68 48	2	H	Notre Dame	54 66								

Non-Div I Games: Gwynedd Mercy 89 25

Penn

Average RPI Win: 155

Average RPI Loss: 73

WON-LOST
RECORDWINNING
PCT. RANKLAST 10
GAMESSTRENGTH OF
SCHEDULEOPP. STRENGTH
OF SCHEDULETEAM
RPIADJ.
RPICONF.
RPIADJ CONF.
RPIDIV. I ONLY
DIV. I NON-CONF.14- 10
9- 4121
825- 5
0- 160
18050
14879
8579
853
43
4

TOTALS

RPI 1-25

RPI 26-50

W-L RECORDS

RPI 51-100

RPI 101-999

RPI 201+

14- 10

1- 3

0- 2

OVERALL

4- 3

9- 2

4- 1

10- 2

1- 1

0- 0

HOME

4- 1

5- 0

3- 0

4- 6

0- 2

0- 2

AWAY

0- 1

4- 1

1- 1

0- 2

0- 0

0- 0

NEUTRAL

0- 1

0- 1

0- 0

9- 4

0- 0

0- 0

NON-CONFERENCE

2- 2

7- 2

3- 1

6- 0

0- 0

0- 0

HOME

2- 0

4- 0

2- 0

3- 2

0- 0

0- 0

AWAY

0- 1

3- 1

1- 1

0- 2

0- 0

0- 0

NEUTRAL

0- 1

0- 1

0- 0

5- 6

1- 3

0- 2

CONFERENCE

2- 1

2- 0

1- 0

4- 2

1- 1

0- 0

HOME

2- 1

1- 0

1- 0

1- 4

0- 2

0- 2

AWAY

0- 0

1- 0

0- 0

0- 0

0- 0

0- 0

NEUTRAL

0- 0

0- 0

0- 0

RPI 1-25

RPI	S	Opponent	Score
5	A	Ohio St.	64 94
14	A	Rutgers	65 70
14	H	Rutgers	70 67
15	H	Maryland	65 69

RPI 26-50

RPI	S	Opponent	Score
34	A	Purdue	73 88
35	A	Michigan	69 89

RPI 51-100

Team's RPI: 79

RPI	S	Opponent	Score
54	H	Drexel	84 70
56	H	Minnesota	71 91
59	H	Michigan St.	74 59
67	A	American	66 75
70	H	Indiana	77 74
75	H	Fordham	65 60
90	N	Kansas St.	65 70

RPI 101+

RPI	S	Opponent	Score
104	H	Wake Forest	68 58
147	A	Pittsburgh	59 48
173	N	Louisiana Tech	59 71
185	A	Wisconsin	69 62
188	A	Providence	60 51
199	H	Siena	86 72
202	H	Illinois	68 59
238	A	St. Bonaventure	62 65
252	H	Manhattan	78 46
291	H	Central Conn. St.	83 66
330	A	Marshall	80 65

LAST 12 Division I GAMES:

59	H	Michigan St.	74	59	56	H	Minnesota	71	91
5	A	Ohio St.	64	94	14	A	Rutgers	65	70
34	A	Purdue	73	88	70	H	Indiana	77	74
202	H	Illinois	68	59	15	H	Maryland	65	69
14	H	Rutgers	70	67	35	A	Michigan	69	89
185	A	Wisconsin	69	62	67	A	American	66	75

Non-Div I Games:

Penn St.

Average RPI Win:	245	WON-LOST	WINNING	LAST 10
Average RPI Loss:	146	RECORD	PCT. RANK	GAMES

DIV. I ONLY	8- 14	250	2- 8	158	243	236	236	13	13
DIV. I NON-CONF.	4- 6	214	0- 0	103	343	186	186	11	11
TOTALS	RPI 1-25	RPI 26-50	W-L RECORDS	RPI 51-100	RPI 101-999	RPI 201+			
8- 14	0- 0	0- 1	OVERALL	0- 3	8- 10	5- 3			
6- 4	0- 0	0- 0	HOME	0- 0	6- 4	4- 2			
2- 10	0- 0	0- 1	AWAY	0- 3	2- 6	1- 1			
0- 0	0- 0	0- 0	NEUTRAL	0- 0	0- 0	0- 0			
4- 6	0- 0	0- 0	NON-CONFERENCE	0- 2	4- 4	2- 2			
2- 2	0- 0	0- 0	HOME	0- 0	2- 2	1- 2			
2- 4	0- 0	0- 0	AWAY	0- 2	2- 2	1- 0			
0- 0	0- 0	0- 0	NEUTRAL	0- 0	0- 0	0- 0			
4- 8	0- 0	0- 1	CONFERENCE	0- 1	4- 6	3- 1			
4- 2	0- 0	0- 0	HOME	0- 0	4- 2	3- 0			
0- 6	0- 0	0- 1	AWAY	0- 1	0- 4	0- 1			
0- 0	0- 0	0- 0	NEUTRAL	0- 0	0- 0	0- 0			

RPI 1-25				RPI 26-50				RPI 51-100				RPI 101+				Team's RPI: 236	
RPI	S	Opponent	Score	RPI	S	Opponent	Score	RPI	S	Opponent	Score	RPI	S	Opponent	Score		
				41	A	Gonzaga	51 73	66	A	UC Davis	64 69	116	H	BYU	67 73		
								78	A	Saint Mary's (CA)	62 75	141	A	Weber St.	61 71		
								85	A	Utah	65 89	149	A	Pacific	73 84		
												149	H	Pacific	77 85		
												159	A	Loyola Marymount	60 75		
												164	A	San Francisco	67 68		
												164	H	San Francisco	95 92		
												171	H	Idaho St.	80 74		
												179	A	UC Irvine	74 75		
												187	A	Nevada	77 72		
												204	H	Seattle U	62 65		
												213	H	San Diego	66 62		
												237	H	New Mexico St.	64 86		
												273	A	Santa Clara	50 54		
												273	H	Santa Clara	56 55		
												309	H	Utah Valley	71 44		
												311	H	Portland	83 79		
												335	A	Long Beach St.	83 71		
LAST 12 Division I GAMES:																	
				149	A	Pacific	73 84	78	A	Saint Mary's (CA)	62 75						
				311	H	Portland	83 79	116	H	BYU	67 73						
				273	A	Santa Clara	50 54	164	A	San Francisco	67 68						
				159	A	Loyola Marymount	60 75	41	A	Gonzaga	51 73						
				164	H	San Francisco	95 92	213	H	San Diego	66 62						
				149	H	Pacific	77 85	273	H	Santa Clara	56 55						

Non-Div I Games:

Pepperdi ne

Average RPI	Win:	205	WON-LOST	WINNING	LAST 10	STRENGTH OF	OPP. STRENGTH	TEAM	ADJ.	CONF.	ADJ CONF.
Average RPI	Loss:	57	RECORD	PCT. RANK	GAMES	SCHEDULE	OF SCHEDULE	RPI	RPI	RPI	RPI
DIV. I ONLY		10- 14	219	2- 8	47	53	147	147	1	1	
DIV. I NON-CONF.		8- 5	111	1- 0	191	221	176	176	1	1	

TOTALS	RPI 1-25		RPI 26-50		W-L RECORDS		RPI 51-100		RPI 101-999		RPI 201+
10- 14	0- 4		0- 2		OVERALL		1- 5		9- 3		6- 0
8- 8	0- 4		0- 0		HOME		1- 2		7- 2		6- 0
2- 6	0- 0		0- 2		AWAY		0- 3		2- 1		0- 0
0- 0	0- 0		0- 0		NEUTRAL		0- 0		0- 0		0- 0
8- 5	0- 0		0- 0		NON-CONFERENCE		0- 4		8- 1		6- 0
7- 3	0- 0		0- 0		HOME		0- 2		7- 1		6- 0
1- 2	0- 0		0- 0		AWAY		0- 2		1- 0		0- 0
0- 0	0- 0		0- 0		NEUTRAL		0- 0		0- 0		0- 0
2- 9	0- 4		0- 2		CONFERENCE		1- 1		1- 2		0- 0
1- 5	0- 4		0- 0		HOME		1- 0		0- 1		0- 0
1- 4	0- 0		0- 2		AWAY		0- 1		1- 1		0- 0
0- 0	0- 0		0- 0		NEUTRAL		0- 0		0- 0		0- 0

RPI	S	Opponent	Score	RPI	S	Opponent	Score	RPI	S	Opponent	Score	RPI	S	Opponent	Score	Team's RPI: 147
2	H	Notre Dame	53 87	29	A	Virginia	50 62	52	A	Virginia Tech	66 89	101	A	North Carolina	67 68	
4	H	Louisville	51 77	37	A	Syracuse	52 70	53	A	West Virginia	52 73	104	H	Wake Forest	49 58	
6	H	Florida St.	59 66					55	H	Duquesne	53 66	133	H	Bucknell	57 39	
17	H	Duke	46 58					62	H	Georgia Tech	68 62	137	A	Cincinnati	66 46	
								75	A	Fordham	55 58	138	A	Clemson	58 42	
								79	H	Penn St.	48 59	185	H	Wisconsin	57 58	
												212	H	Arkansas St.	87 47	
												228	H	Youngstown St.	66 58	
												263	H	Towson	81 63	
												266	H	UNCW	74 55	
												272	H	Cornell	51 39	
												343	H	Chicago St.	87 49	

LAST 12 Division I GAMES:																
6	H	Florida St.	59 66	62	H	Georgia Tech	68 62	52	A	Virginia Tech	66 89	101	A	North Carolina	67 68	
138	A	Clemson	58 42	52	A	Virginia Tech	66 89	104	A	Wake Forest	49 58	137	A	Cincinnati	66 46	
17	H	Duke	46 58	53	H	Notre Dame	53 87	138	A	Clemson	58 42	185	H	Wisconsin	57 58	
2	H	Notre Dame	53 87	52	A	Syracuse	52 70	212	H	Arkansas St.	87 47	228	H	Youngstown St.	66 58	
37	A	Syracuse	52 70	263	H	Towson	81 63	266	H	UNCW	74 55	272	H	Cornell	51 39	
4	H	Louisville	51 77	343	H	Chicago St.	87 49	343	H	Chicago St.	87 49					
				29	A	Virginia	50 62									

Non-Div I Games:

Pittsburgh

Average RPI Win: 214	WON-LOST RECORD	WINNING PCT. RANK	LAST 10 GAMES	STRENGTH OF SCHEDULE	OPP. STRENGTH OF SCHEDULE	TEAM RPI	ADJ. RPI	CONF. RPI	ADJ. CONF. RPI
Average RPI Loss: 167									
DIV. I ONLY	3- 18	322	1- 9	143	233	311	311	13	13
DIV. I NON-CONF.	2- 7	286	0- 0	240	330	330	330	11	11

TOTALS	RPI 1-25	RPI 26-50	W-L RECORDS	RPI 51-100	RPI 101-999	RPI 201+			
3- 18	0- 0	0- 2	OVERALL	1- 0	2- 16	2- 5			
3- 9	0- 0	0- 1	HOME	1- 0	2- 8	2- 2			
0- 9	0- 0	0- 1	AWAY	0- 0	0- 8	0- 3			
0- 0	0- 0	0- 0	NEUTRAL	0- 0	0- 0	0- 0			
2- 7	0- 0	0- 0	NON-CONFERENCE	0- 0	2- 7	2- 1			
2- 4	0- 0	0- 0	HOME	0- 0	2- 4	2- 0			
0- 3	0- 0	0- 0	AWAY	0- 0	0- 3	0- 1			
0- 0	0- 0	0- 0	NEUTRAL	0- 0	0- 0	0- 0			
1- 11	0- 0	0- 2	CONFERENCE	1- 0	0- 9	0- 4			
1- 5	0- 0	0- 1	HOME	1- 0	0- 4	0- 2			
0- 6	0- 0	0- 1	AWAY	0- 0	0- 5	0- 2			
0- 0	0- 0	0- 0	NEUTRAL	0- 0	0- 0	0- 0			

RPI 1-25	RPI 26-50	RPI 51-100	RPI 101+	Team's RPI: 311
RPI S Opponent Score	RPI S Opponent Score	RPI S Opponent Score	RPI S Opponent Score	
	41 A Gonzaga 36 75	78 H Saint Mary's (CA) 68 65	116 H BYU 58 72	
	41 H Gonzaga 56 70		129 H Saint Francis (PA) 101 106	
			141 H Weber St. 70 91	
			149 A Pacific 55 91	
			153 H Portland St. 71 77	
			159 A Loyola Marymount 55 76	
			159 H Loyola Marymount 60 63	
			164 A San Francisco 75 84	
			169 A Washington 67 93	
			174 H Boise St. 47 73	
			179 A UC Irvine 52 63	
			213 A San Diego 52 59	
			213 H San Diego 60 75	
			236 A Pepperdine 79 83	
			255 H Hawaii 76 47	
			273 H Santa Clara 43 50	
			299 A Cal St. Fullerton 61 66	
			309 H Utah Valley 71 64	
LAST 12 Division I GAMES:				
159 A Loyola Marymount 55 76	149 A Pacific 55 91			
236 A Pepperdine 79 83	41 H Gonzaga 56 70			
78 H Saint Mary's (CA) 68 65	273 H Santa Clara 43 50			
41 A Gonzaga 36 75	213 A San Diego 52 59			
159 H Loyola Marymount 60 63	164 A San Francisco 75 84			
213 H San Diego 60 75	116 H BYU 58 72			

Non-Div I Games: Willamette 72 52 Warner Pacific 95 59

Portland

Average RPI Win:	220	WON-LOST	WINNING	LAST 10	STRENGTH OF	OPP. STRENGTH	TEAM	ADJ.	CONF.	ADJ CONF.
Average RPI Loss:	151	RECORD	PCT. RANK	GAMES	SCHEDULE	OF SCHEDULE	RPI	RPI	RPI	RPI

DIV. I ONLY	9- 10	200	5- 5	174	224	153	153	19	19
DIV. I NON-CONF.	4- 5	202	2- 0	126	152	98	98	15	15

TOTALS	RPI 1-25	RPI 26-50	W-L RECORDS	RPI 51-100	RPI 101-999	RPI 201+			
9- 10	0- 0	0- 1	OVERALL	0- 2	9- 7	5- 2			
4- 2	0- 0	0- 0	HOME	0- 0	4- 2	1- 0			
5- 8	0- 0	0- 1	AWAY	0- 2	5- 5	4- 2			
0- 0	0- 0	0- 0	NEUTRAL	0- 0	0- 0	0- 0			
4- 5	0- 0	0- 1	NON-CONFERENCE	0- 2	4- 2	2- 1			
1- 0	0- 0	0- 0	HOME	0- 0	1- 0	0- 0			
3- 5	0- 0	0- 1	AWAY	0- 2	3- 2	2- 1			
0- 0	0- 0	0- 0	NEUTRAL	0- 0	0- 0	0- 0			
5- 5	0- 0	0- 0	CONFERENCE	0- 0	5- 5	3- 1			
3- 2	0- 0	0- 0	HOME	0- 0	3- 2	1- 0			
2- 3	0- 0	0- 0	AWAY	0- 0	2- 3	2- 1			
0- 0	0- 0	0- 0	NEUTRAL	0- 0	0- 0	0- 0			

RPI 1-25	RPI 26-50	RPI 51-100	RPI 101+	Team's RPI: 153
RPI S Opponent Score	RPI S Opponent Score	RPI S Opponent Score	RPI S Opponent Score	
	41 A Gonzaga 52 91	66 A UC Davis 67 79	120 H Ole Miss 94 79	
		92 A UNLV 80 88	141 H Weber St. 77 64	
			162 A Idaho 60 61	
			162 H Idaho 90 101	
			171 H Idaho St. 59 88	
			179 A UC Irvine 82 72	
			187 A Nevada 55 67	
			194 A Eastern Wash. 57 64	
			194 H Eastern Wash. 75 60	
			204 A Seattle U 77 91	
			220 A Montana St. 69 60	
			227 A Montana 53 69	
			250 A San Jose St. 90 78	
			284 A Sacramento St. 81 72	
			284 H Sacramento St. 74 73	
			311 A Portland 77 71	
LAST 12 Division I GAMES:				
194 A Eastern Wash. 57 64	220 A Montana St. 69 60			
162 A Idaho 60 61	162 H Idaho 90 101			
284 A Sacramento St. 81 72	194 H Eastern Wash. 75 60			
141 H Weber St. 77 64	284 H Sacramento St. 74 73			
171 H Idaho St. 59 88	120 H Ole Miss 94 79			
227 A Montana 53 69	179 A UC Irvine 82 72			

Non-Div I Games: Northwest (WA) 63 60 Multnomah 95 32 Portland St.

Average RPI Win:	274	WON-LOST	WINNING	LAST 10	STRENGTH OF	OPP. STRENGTH	TEAM	ADJ.	CONF.	ADJ CONF.
Average RPI Loss:	201	RECORD	PCT. RANK	GAMES	SCHEDULE	OF SCHEDULE	RPI	RPI	RPI	RPI
DIV. I ONLY	6- 13	273	6- 4	200	346	262	262	32	32	
DIV. I NON-CONF.	0- 9	337	0- 2	44	308	290	290	32	32	

TOTALS	RPI 1-25	RPI 26-50	W-L RECORDS	RPI 51-100	RPI 101-999	RPI 201+				
6- 13	0- 1	0- 0	OVERALL	0- 0	6- 12	5- 7				
4- 2	0- 0	0- 0	HOME	0- 0	4- 2	3- 1				
2- 10	0- 1	0- 0	AWAY	0- 0	2- 9	2- 5				
0- 1	0- 0	0- 0	NEUTRAL	0- 0	0- 1	0- 1				
0- 9	0- 1	0- 0	NON-CONFERENCE	0- 0	0- 8	0- 3				
0- 1	0- 0	0- 0	HOME	0- 0	0- 1	0- 0				
0- 7	0- 1	0- 0	AWAY	0- 0	0- 6	0- 2				
0- 1	0- 0	0- 0	NEUTRAL	0- 0	0- 1	0- 1				
6- 4	0- 0	0- 0	CONFERENCE	0- 0	6- 4	5- 4				
4- 1	0- 0	0- 0	HOME	0- 0	4- 1	3- 1				
2- 3	0- 0	0- 0	AWAY	0- 0	2- 3	2- 3				
0- 0	0- 0	0- 0	NEUTRAL	0- 0	0- 0	0- 0				

RPI	S	Opponent	Score	RPI	S	Opponent	Score	RPI	S	Opponent	Score	RPI	S	Opponent	Score	Team's RPI: 262
16	A	Texas A&M	70 98									110	H	Rice	68 88	
												118	A	Colorado St.	59 71	
												128	A	Bethune-Cookman	52 77	
												138	A	Clemson	58 64	
												148	A	Texas St.	57 84	
												165	H	Southern U.	69 62	
												223	A	Texas Tech	60 89	
												243	A	Grambling	79 81	
												249	A	Texas Southern	61 56	
												249	H	Texas Southern	65 48	
												258	N	A&M-Corpus Christi	62 72	
												277	H	Alcorn	72 73	
												304	A	Alabama A&M	55 48	
												308	A	Jackson St.	61 70	
												320	A	Alabama St.	68 70	
												323	A	UTRGV	62 78	
												337	H	Ark.-Pine Bluff	64 52	
												341	H	Mississippi Val.	78 73	

LAST 12 Division I GAMES:																
249	H	Texas Southern	65 48	243	A	Grambling	79 81									
304	A	Alabama A&M	55 48	249	A	Texas Southern	61 56									
320	A	Alabama St.	68 70	165	H	Southern U.	69 62									
341	H	Mississippi Val.	78 73	277	H	Alcorn	72 73									
337	H	Ark.-Pine Bluff	64 52	110	H	Rice	68 88									
308	A	Jackson St.	61 70	118	A	Colorado St.	59 71									

Non-Div I Games: Texas-Tyler 99 56 Arlington Baptist 116 73

Average RPI Win:	276	WON-LOST	WINNING	LAST 10	STRENGTH OF	OPP. STRENGTH	TEAM	ADJ.	CONF.	ADJ CONF.
Average RPI Loss:	159	RECORD	PCT. RANK	GAMES	SCHEDULE	OF SCHEDULE	RPI	RPI	RPI	RPI
DIV. I ONLY	8- 14	250	5- 5	246	265	254	254	27	27	
DIV. I NON-CONF.	3- 8	268	1- 0	157	174	243	243	28	28	
TOTALS	RPI 1-25	RPI 26-50	W-L RECORDS	RPI 51-100	RPI 101-999	RPI 201+				
8- 14	0- 2	0- 0	OVERALL	0- 4	8- 8	7- 5				
5- 4	0- 0	0- 0	HOME	0- 1	5- 3	4- 3				
3- 10	0- 0	0- 0	AWAY	0- 1	3- 1	3- 0				
0- 0	0- 0	0- 0	NEUTRAL	0- 0	0- 0	0- 0				
3- 8	0- 2	0- 0	NON-CONFERENCE	0- 2	3- 4	2- 3				
2- 2	0- 0	0- 0	HOME	0- 0	2- 2	1- 2				
1- 6	0- 2	0- 0	AWAY	0- 2	1- 2	1- 1				
0- 0	0- 0	0- 0	NEUTRAL	0- 0	0- 0	0- 0				
5- 6	0- 0	0- 0	CONFERENCE	0- 2	5- 4	5- 2				
3- 2	0- 0	0- 0	HOME	0- 1	3- 1	3- 1				
2- 4	0- 0	0- 0	AWAY	0- 1	2- 3	2- 1				
0- 0	0- 0	0- 0	NEUTRAL	0- 0	0- 0	0- 0				

RPI	S	Opponent	Score	RPI	S	Opponent	Score	RPI	S	Opponent	Score	RPI	S	Opponent	Score
8	A	UCLA	40 76					69	A	Belmont	48 90	101	A	North Carolina	56 91
17	A	Duke	45 79					91	A	Chattanooga	51 71	158	A	High Point	55 81
								100	A	Liberty	55 63	161	A	Radford	55 93
								100	H	Liberty	64 76	189	H	Furman	76 75
												217	H	Gardner-Webb	72 69
												233	H	UNCG	57 64
												247	H	Campbell	65 59
												248	A	UNC Asheville	76 74
												253	A	San Diego St.	50 77
												289	H	Kennesaw St.	51 60
												295	A	USC Upstate	83 69
												301	H	Charleston So.	61 64
												334	H	N.C. Central	69 60
												339	A	Winthrop	64 58
												339	H	Winthrop	78 45
												349	A	Longwood	56 66
LAST 12 Division I GAMES:															
339	A	Winthrop	64 58	217	H	Gardner-Webb	72 69								
100	A	Liberty	55 63	247	H	Campbell	65 59								
301	H	Charleston So.	61 64	158	A	High Point	55 81								
248	A	UNC Asheville	76 74	349	A	Longwood	56 66								
339	H	Winthrop	78 45	100	H	Liberty	64 76								
161	A	Radford	55 93	189	H	Furman	76 75								

Non-Div I Games:

Presbyterian

Average RPI Win:	169	WON-LOST	WINNING	LAST 10	STRENGTH OF	OPP. STRENGTH	TEAM	ADJ.	CONF.	ADJ CONF.
Average RPI Loss:	55	RECORD	PCT. RANK	GAMES	SCHEDULE	OF SCHEDULE	RPI	RPI	RPI	RPI
DIV. I ONLY	14- 4	40	8- 2	103	96	45	45	9	9	
DIV. I NON-CONF.	10- 3	51	6- 1	105	55	46	46	9	9	

TOTALS	RPI 1-25	RPI 26-50	W-L RECORDS	RPI 51-100	RPI 101-999	RPI 201+				
14- 4	0- 1	0- 1	OVERALL	5- 1	9- 1	4- 0				
5- 2	0- 0	0- 1	HOME	1- 1	4- 0	2- 0				
7- 2	0- 1	0- 0	AWAY	3- 0	4- 1	2- 0				
2- 0	0- 0	0- 0	NEUTRAL	1- 0	1- 0	0- 0				
10- 3	0- 1	0- 1	NON-CONFERENCE	4- 1	6- 0	3- 0				
3- 2	0- 0	0- 1	HOME	1- 1	2- 0	1- 0				
5- 1	0- 1	0- 0	AWAY	2- 0	3- 0	2- 0				
2- 0	0- 0	0- 0	NEUTRAL	1- 0	1- 0	0- 0				
4- 1	0- 0	0- 0	CONFERENCE	1- 0	3- 1	1- 0				
2- 0	0- 0	0- 0	HOME	0- 0	2- 0	1- 0				
2- 1	0- 0	0- 0	AWAY	1- 0	1- 1	0- 0				
0- 0	0- 0	0- 0	NEUTRAL	0- 0	0- 0	0- 0				

RPI 1-25				RPI 26-50				Team's RPI: 45				RPI 51-100				RPI 101+			
RPI	S	Opponent	Score	RPI	S	Opponent	Score	RPI	S	Opponent	Score	RPI	S	Opponent	Score	RPI	S	Opponent	Score
14	A	Rutgers	50 70	26	H	Villanova	59 62	61	A	Quinnipiac	60 46	113	A	Brown	77 62				
								62	H	Georgia Tech	56 67	117	A	Yale	59 73				
								89	A	Penn	70 55	126	H	Delaware	78 60				
								91	N	Chattanooga	59 49	155	A	Davidson	63 57				
								93	A	Seton Hall	85 83	190	H	Columbia	69 47				
								94	H	George Washington	72 52	191	N	Saint Joseph's	63 54				
												245	A	Lafayette	53 45				
												272	H	Cornell	75 54				
												324	A	Wagner	58 37				
												327	H	UMBC	77 40				
LAST 12 Division I GAMES:																			
113	A	Brown	77 62	91	N	Chattanooga	59 49												
117	A	Yale	59 73	191	N	Saint Joseph's	63 54												
272	H	Cornell	75 54	324	A	Wagner	58 37												
190	H	Columbia	69 47	14	A	Rutgers	50 70												
89	A	Penn	70 55	61	A	Quinnipiac	60 46												
327	H	UMBC	77 40	245	A	Lafayette	53 45												

Non-Div I Games:

Princeton

Average RPI	Win:	166	WON-LOST	WINNING	LAST 10	STRENGTH OF	OPP. STRENGTH	TEAM	ADJ.	CONF.	ADJ CONF.
Average RPI	Loss:	95	RECORD	PCT. RANK	GAMES	SCHEDULE	OF SCHEDULE	RPI	RPI	RPI	RPI
DIV. I ONLY		9- 16		256	1- 9	113	59	188	188	6	6
DIV. I NON-CONF.		7- 5		132	0- 0	263	168	181	181	6	6

TOTALS	RPI 1-25		RPI 26-50		W-L RECORDS	RPI 51-100		RPI 101-999		RPI 201+	
9- 16	0- 2		0- 4		OVERALL	3- 5		6- 5		2- 2	
3- 8	0- 1		0- 2		HOME	1- 2		2- 3		1- 0	
3- 8	0- 1		0- 2		AWAY	1- 3		2- 2		0- 2	
3- 0	0- 0		0- 0		NEUTRAL	1- 0		2- 0		1- 0	
7- 5	0- 0		0- 0		NON-CONFERENCE	1- 2		6- 3		2- 1	
2- 3	0- 0		0- 0		HOME	0- 1		2- 2		1- 0	
2- 2	0- 0		0- 0		AWAY	0- 1		2- 1		0- 1	
3- 0	0- 0		0- 0		NEUTRAL	1- 0		2- 0		1- 0	
2- 11	0- 2		0- 4		CONFERENCE	2- 3		0- 2		0- 1	
1- 5	0- 1		0- 2		HOME	1- 1		0- 1		0- 0	
1- 6	0- 1		0- 2		AWAY	1- 2		0- 1		0- 1	
0- 0	0- 0		0- 0		NEUTRAL	0- 0		0- 0		0- 0	

RPI	S	Opponent	Score	RPI	S	Opponent	Score	RPI	S	Opponent	Score	RPI	S	Opponent	Score	Team's RPI: 188
25	A	DePaul	47 81	26	H	Villanova	55 63	58	A	St. John's (NY)	49 44	113	H	Brown	59 64	
25	H	DePaul	48 71	32	A	Marquette	61 94	58	H	St. John's (NY)	70 68	117	A	Yale	55 51	
				32	H	Marquette	60 77	61	A	Quinnipiac	36 62	124	H	Georgetown	43 75	
				39	A	Creighton	56 73	79	H	Penn St.	51 60	134	A	Northeastern	98 95	
								93	A	Seton Hall	56 65	167	N	Stetson	56 45	
								93	H	Seton Hall	56 65	190	H	Columbia	64 73	
								95	N	Wright St.	74 69	196	H	Boston College	63 55	
								96	A	Butler	57 68	209	A	Xavier	59 68	
												285	A	Sacred Heart	75 78	
												331	H	Rhode Island	65 41	
												340	N	Savannah St.	78 48	

LAST 12 Division I GAMES:																
25	A	DePaul	47 81	39	A	Creighton	56 73									
32	A	Marquette	61 94	32	H	Marquette	60 77									
58	H	St. John's (NY)	70 68	25	H	DePaul	48 71									
93	H	Seton Hall	56 65	93	A	Seton Hall	56 65									
96	A	Butler	57 68	58	A	St. John's (NY)	49 44									
209	A	Xavier	59 68	26	H	Villanova	55 63									

Non-Div I Games:

Providence

Average RPI Win: 134

Average RPI Loss: 58

WON-LOST
RECORDWINNING
PCT. RANKLAST 10
GAMESSTRENGTH OF
SCHEDULEOPP. STRENGTH
OF SCHEDULETEAM
RPIADJ.
RPICONF.
RPIADJ CONF.
RPIDIV. I ONLY
DIV. I NON-CONF.16- 8
9- 577
997- 3
2- 023
3152
11634
5434
543
43
4

TOTALS

RPI 1-25

RPI 26-50

W-L RECORDS

RPI 51-100

RPI 101-999

RPI 201+

16- 8

2- 1

2- 2

OVERALL

3- 5

9- 0

4- 0

10- 2

1- 0

0- 1

HOME

3- 1

6- 0

2- 0

5- 5

1- 1

2- 0

AWAY

0- 4

2- 0

2- 0

1- 1

0- 0

0- 1

NEUTRAL

0- 0

1- 0

0- 0

9- 5

0- 0

1- 2

NON-CONFERENCE

2- 3

6- 0

3- 0

6- 2

0- 0

0- 1

HOME

2- 1

4- 0

2- 0

2- 2

0- 0

1- 0

AWAY

0- 2

1- 0

1- 0

1- 1

0- 0

0- 1

NEUTRAL

0- 0

1- 0

0- 0

7- 3

2- 1

1- 0

CONFERENCE

1- 2

3- 0

1- 0

4- 0

1- 0

0- 0

HOME

1- 0

2- 0

0- 0

3- 3

1- 1

1- 0

AWAY

0- 2

1- 0

1- 0

0- 0

0- 0

0- 0

NEUTRAL

0- 0

0- 0

0- 0

RPI 1-25

RPI	S	Opponent	Score
14	A	Rutgers	50 58
14	H	Rutgers	47 33
22	A	Iowa	76 70

RPI 26-50

Team's RPI: 34

RPI	S	Opponent	Score
27	A	Central Mich.	79 69
35	A	Michigan	81 79
42	H	Ball St.	60 66
50	N	Southern California	46 58

RPI 51-100

RPI	S	Opponent	Score
57	A	Nebraska	51 75
62	A	Georgia Tech	55 68
70	A	Indiana	54 72
78	H	Saint Mary's (CA)	70 60
79	H	Penn St.	88 73
80	H	Ohio	71 77
85	A	Utah	68 81
87	H	Miami (OH)	75 66

RPI 101+

RPI	S	Opponent	Score
109	H	Lamar University	79 64
170	N	Marist	61 47
185	H	Wisconsin	57 35
192	H	Northwestern	63 60
194	H	Eastern Wash.	65 40
202	A	Illinois	73 54
210	H	UT Martin	60 58
255	A	Hawaii	79 67
290	H	Valparaiso	95 49

LAST 12 Division I GAMES:

202	A	Illinois	73 54	14	H	Rutgers	47 33
35	A	Michigan	81 79	70	A	Indiana	54 72
79	H	Penn St.	88 73	185	H	Wisconsin	57 35
57	A	Nebraska	51 75	14	A	Rutgers	50 58
192	H	Northwestern	63 60	78	H	Saint Mary's (CA)	70 60
22	A	Iowa	76 70	210	H	UT Martin	60 58

Non-Div I Games:

Purdue

Average RPI		Win: 219	WON-LOST RECORD	WINNING PCT. RANK	LAST 10 GAMES	STRENGTH OF SCHEDULE	OPP. STRENGTH OF SCHEDULE	TEAM RPI	ADJ. RPI	CONF. RPI	ADJ CONF. RPI
DIV. I ONLY			19- 5	29	10- 0	155	147	61	61	28	28
DIV. I NON-CONF.			6- 5	153	0- 0	6	7	24	24	26	26

TOTALS		RPI 1-25		RPI 26-50		W-L RECORDS	RPI 51-100	RPI 101-999		RPI 201+	
19- 5		0- 3		3- 1		OVERALL	0- 1	16- 0		12- 0	
10- 1		0- 0		2- 1		HOME	0- 0	8- 0		5- 0	
9- 3		0- 2		1- 0		AWAY	0- 1	8- 0		7- 0	
0- 1		0- 1		0- 0		NEUTRAL	0- 0	0- 0		0- 0	
6- 5		0- 3		3- 1		NON-CONFERENCE	0- 1	3- 0		1- 0	
3- 1		0- 0		2- 1		HOME	0- 0	1- 0		0- 0	
3- 3		0- 2		1- 0		AWAY	0- 1	2- 0		1- 0	
0- 1		0- 1		0- 0		NEUTRAL	0- 0	0- 0		0- 0	
13- 0		0- 0		0- 0		CONFERENCE	0- 0	13- 0		11- 0	
7- 0		0- 0		0- 0		HOME	0- 0	7- 0		5- 0	
6- 0		0- 0		0- 0		AWAY	0- 0	6- 0		6- 0	
0- 0		0- 0		0- 0		NEUTRAL	0- 0	0- 0		0- 0	

RPI	S	Opponent	Score	RPI	S	Opponent	Score	RPI	S	Opponent	Score	RPI	S	Opponent	Score
5	A	Ohio St.	63 95	27	A	Central Mich.	84 70	59	A	Michigan St.	55 74	170	H	Marist	62 56
18	N	Missouri	51 66	31	H	Northern Colo.	60 49					181	A	Hampton	64 58
22	A	Iowa	67 83	44	H	Dayton	72 66					188	H	Provi dence	62 36
				45	H	Princeton	46 60					199	H	Si ena	68 54
												211	A	Ri chmond	81 65
												230	A	Ni agara	84 55
												230	H	Ni agara	77 61
												252	A	Manhattan	80 64
												256	A	Fai rfi eld	58 39
												256	H	Fai rfi eld	77 45
												269	H	Ri der	73 66
												296	A	Can i si us	84 55
												298	A	Monmouth	76 55
												338	A	I ona	74 38
												338	H	I ona	90 47
												344	H	Saint Peter's	86 39

Team's RPI: 61															
LAST 12 Di vi si on I GAMES:															
338	H	I ona	90 47	269	H	Ri der	73 66								
256	A	Fai rfi eld	58 39	344	H	Saint Peter's	86 39								
230	A	Ni agara	84 55	170	H	Marist	62 56								
296	A	Can i si us	84 55	338	A	I ona	74 38								
256	H	Fai rfi eld	77 45	230	H	Ni agara	77 61								
298	A	Monmouth	76 55	252	A	Manhattan	80 64								

Non-Di v I Games:

Qui nni pi ac

Average RPI Win: **265**
 Average RPI Loss: **157**

WON-LOST
RECORD

WINNING
PCT. RANK

LAST 10
GAMES

STRENGTH OF
SCHEDULE

OPP. STRENGTH
OF SCHEDULE

TEAM
RPI

ADJ.
RPI

CONF.
RPI

ADJ CONF.
RPI

DIV. I ONLY	14- 7	77	7- 3	313	275	161	161	27	27
DIV. I NON-CONF.	6- 4	122	0- 0	323	155	195	195	28	28
<hr/>									
TOTALS	RPI 1-25	RPI 26-50	W-L RECORDS	RPI 51-100	RPI 101-999	RPI 201+			
14- 7	0- 0	0- 0	OVERALL	0- 3	14- 4	13- 3			
7- 1	0- 0	0- 0	HOME	0- 0	7- 1	6- 1			
5- 5	0- 0	0- 0	AWAY	0- 0	5- 2	5- 2			
2- 1	0- 0	0- 0	NEUTRAL	0- 1	2- 0	2- 0			
6- 4	0- 0	0- 0	NON-CONFERENCE	0- 2	6- 2	6- 1			
3- 0	0- 0	0- 0	HOME	0- 0	3- 0	3- 0			
1- 3	0- 0	0- 0	AWAY	0- 1	1- 2	1- 1			
2- 1	0- 0	0- 0	NEUTRAL	0- 1	2- 0	2- 0			
8- 3	0- 0	0- 0	CONFERENCE	0- 1	8- 2	7- 2			
4- 1	0- 0	0- 0	HOME	0- 0	4- 1	3- 1			
4- 2	0- 0	0- 0	AWAY	0- 1	4- 1	4- 1			
0- 0	0- 0	0- 0	NEUTRAL	0- 0	0- 0	0- 0			

RPI 1-25				RPI 26-50				RPI 51-100				RPI 101+				Team's RPI: 161
RPI	S	Opponent	Score	RPI	S	Opponent	Score	RPI	S	Opponent	Score	RPI	S	Opponent	Score	
								52	A	Virginia Tech	42 68	101	A	North Carolina	46 79	
								53	N	West Virginia	55 75	158	H	High Point	50 47	
								100	A	Liberty	56 61	214	N	Abilene Christian	71 65	
												217	A	Gardner-Webb	53 69	
												217	H	Gardner-Webb	66 46	
												233	H	UNCG	56 53	
												247	A	Campbell	51 50	
												248	A	UNC Asheville	64 48	
												248	H	UNC Asheville	56 67	
												254	H	Presbyterian	93 55	
												263	N	Towson	69 66	
												270	H	Appalachian St.	61 40	
												293	H	VCU	79 62	
												301	A	Charleston So.	61 56	
												326	A	Western Caro.	27 39	
												329	A	Tennessee Tech	60 41	
												339	H	Winthrop	78 52	
												349	A	Longwood	52 33	
<hr/>																
LAST 12 Division I GAMES:																
				248	A	UNC Asheville	64 48	349	A	Longwood	52 33					
				217	H	Gardner-Webb	66 46	301	A	Charleston So.	61 56					
				247	A	Campbell	51 50	248	H	UNC Asheville	56 67					
				100	A	Liberty	56 61	217	A	Gardner-Webb	53 69					
				158	H	High Point	50 47	339	H	Winthrop	78 52					
				254	H	Presbyterian	93 55	263	N	Towson	69 66					

Non-Div I Games: UVa-Wise 75 43

Radford

Loss, Non-Conf, S Site, H Home A Away N Neutral

Average RPI Win:	276	WON-LOST	WINNING	LAST 10	STRENGTH OF	OPP. STRENGTH	TEAM	ADJ.	CONF.	ADJ CONF.
Average RPI Loss:	161	RECORD	PCT. RANK	GAMES	SCHEDULE	OF SCHEDULE	RPI	RPI	RPI	RPI
DIV. I ONLY	3- 21	328	1- 9	229	167	331	331	12	12	
DIV. I NON-CONF.	2- 10	300	0- 0	219	249	313	313	10	10	

TOTALS	RPI 1-25	RPI 26-50	W-L RECORDS	RPI 51-100	RPI 101-999	RPI 201+				
3- 21	0- 0	0- 1	OVERALL	0- 5	3- 15	3- 6				
3- 7	0- 0	0- 0	HOME	0- 1	3- 6	3- 4				
0- 13	0- 0	0- 1	AWAY	0- 4	0- 8	0- 1				
0- 1	0- 0	0- 0	NEUTRAL	0- 0	0- 1	0- 1				
2- 10	0- 0	0- 0	NON-CONFERENCE	0- 3	2- 7	2- 2				
2- 2	0- 0	0- 0	HOME	0- 1	2- 1	2- 1				
0- 7	0- 0	0- 0	AWAY	0- 2	0- 5	0- 0				
0- 1	0- 0	0- 0	NEUTRAL	0- 0	0- 1	0- 1				
1- 11	0- 0	0- 1	CONFERENCE	0- 2	1- 8	1- 4				
1- 5	0- 0	0- 0	HOME	0- 0	1- 5	1- 3				
0- 6	0- 0	0- 1	AWAY	0- 2	0- 3	0- 1				
0- 0	0- 0	0- 0	NEUTRAL	0- 0	0- 0	0- 0				

RPI 1-25				RPI 26-50				RPI 51-100				RPI 101+				Team's RPI: 331
RPI	S	Opponent	Score	RPI	S	Opponent	Score	RPI	S	Opponent	Score	RPI	S	Opponent	Score	
				44	A	Dayton	58 116	56	H	Minnesota	60 82	111	H	George Mason	53 92	
								59	A	Michigan St.	38 82	112	A	Dartmouth	54 70	
								75	A	Fordham	64 76	155	A	Davi dson	67 77	
								89	A	Penn	66 84	155	H	Davi dson	67 79	
								94	A	George Washi ngton	52 65	166	A	Samford	37 67	
												170	A	Marist	42 64	
												175	A	Jacksonville St.	53 63	
												188	A	Provi dence	41 65	
												191	A	Saint Joseph' s	46 64	
												211	H	Ri chmond	53 74	
												225	H	La Salle	72 63	
												235	H	Holy Cross	63 69	
												238	A	St. Bonaventure	70 81	
												256	H	Fairfield	62 47	
												281	N	Bryant	52 58	
												287	H	Massachusetts	59 61	
												293	H	VCU	49 61	
												347	H	UMass Lowell	81 64	
LAST 12 Division I GAMES:																
				191	A	Saint Joseph' s	46 64	238	A	St. Bonaventure	70 81					
				75	A	Fordham	64 76	111	H	George Mason	53 92					
				155	H	Davi dson	67 79	293	H	VCU	49 61					
				287	H	Massachusetts	59 61	155	A	Davi dson	67 77					
				94	A	George Washington	52 65	44	A	Dayton	58 116					
				225	H	La Salle	72 63	211	H	Ri chmond	53 74					

Non-Div I Games: Southern Conn. St. 57 62

Rhode Island

Average RPI Win: 250	WON-LOST RECORD	WINNING PCT. RANK	LAST 10 GAMES	STRENGTH OF SCHEDULE	OPP. STRENGTH OF SCHEDULE	TEAM RPI	ADJ. RPI	CONF. RPI	ADJ CONF. RPI
Average RPI Loss: 157									
DIV. I ONLY	17- 4	28	8- 2	334	200	110	110	18	18
DIV. I NON-CONF.	10- 2	33	3- 0	339	236	134	134	19	19

TOTALS	RPI 1-25	RPI 26-50	W-L RECORDS	RPI 51-100	RPI 101-999	RPI 201+			
17- 4	0- 1	0- 0	OVERALL	0- 0	17- 3	11- 1			
9- 0	0- 0	0- 0	HOME	0- 0	9- 0	5- 0			
8- 4	0- 1	0- 0	AWAY	0- 0	8- 3	6- 1			
0- 0	0- 0	0- 0	NEUTRAL	0- 0	0- 0	0- 0			
10- 2	0- 1	0- 0	NON-CONFERENCE	0- 0	10- 1	8- 0			
5- 0	0- 0	0- 0	HOME	0- 0	5- 0	3- 0			
5- 2	0- 1	0- 0	AWAY	0- 0	5- 1	5- 0			
0- 0	0- 0	0- 0	NEUTRAL	0- 0	0- 0	0- 0			
7- 2	0- 0	0- 0	CONFERENCE	0- 0	7- 2	3- 1			
4- 0	0- 0	0- 0	HOME	0- 0	4- 0	2- 0			
3- 2	0- 0	0- 0	AWAY	0- 0	3- 2	1- 1			
0- 0	0- 0	0- 0	NEUTRAL	0- 0	0- 0	0- 0			

RPI	S	Opponent	Score	RPI	S	Opponent	Score	RPI	S	Opponent	Score	RPI	S	Opponent	Score	RPI	S	Opponent	Score
16	A	Texas A&M	76 82									122	H	UTEP	56 42				
												132	H	Little Rock	58 51				
												146	A	Kansas	65 73				
												163	H	Southern Miss.	62 56				
												173	A	Louisiana Tech	55 75				
												180	A	Charlotte	62 55				
												182	A	Fla. Atlantic	67 53				
												190	H	Columbia	67 44				
												251	A	North Texas	50 49				
												258	A	A&M-Corpus Christi	67 56				
												262	A	Prairie View	88 68				
												280	A	Grand Canyon	69 59				
												294	A	FIU	58 68				
												303	H	UTSA	83 52				
												312	H	Old Dominion	53 45				
												313	H	Incarnate Word	60 43				
												318	H	Houston Baptist	67 45				
												325	A	Northern Ariz.	88 83				
												332	A	Sam Houston St.	79 50				
												333	H	La.-Monroe	63 47				
LAST 12 Division I GAMES:																			
173	A	Louisiana Tech	55 75	182	A	Fla. Atlantic	67 53												
163	H	Southern Miss.	62 56	303	H	UTSA	83 52												
312	H	Old Dominion	53 45	251	A	North Texas	50 49												
122	H	UTEP	56 42	190	H	Columbia	67 44												
180	A	Charlotte	62 55	262	A	Prairie View	88 68												
294	A	FIU	58 68	258	A	A&M-Corpus Christi	67 56												

Non-Div I Games:

Rice

Average RPI Win:	271	WON-LOST	WINNING	LAST 10	STRENGTH OF	OPP. STRENGTH	TEAM	ADJ.	CONF.	ADJ CONF.
Average RPI Loss:	112	RECORD	PCT. RANK	GAMES	SCHEDULE	OF SCHEDULE	RPI	RPI	RPI	RPI
DIV. I ONLY	9- 15	241	3- 7	137	215	211	211	12	12	
DIV. I NON-CONF.	5- 8	220	0- 1	152	270	205	205	10	10	

TOTALS	RPI 1-25	RPI 26-50	W-L RECORDS	RPI 51-100	RPI 101-999	RPI 201+				
9- 15	0- 0	0- 1	OVERALL	0- 5	9- 9	8- 0				
1- 9	0- 0	0- 1	HOME	0- 4	1- 4	1- 0				
7- 3	0- 0	0- 0	AWAY	0- 0	7- 0	6- 0				
1- 3	0- 0	0- 0	NEUTRAL	0- 1	1- 2	1- 0				
5- 8	0- 0	0- 0	NON-CONFERENCE	0- 3	5- 5	4- 0				
0- 4	0- 0	0- 0	HOME	0- 2	0- 2	0- 0				
4- 1	0- 0	0- 0	AWAY	0- 0	4- 1	3- 0				
1- 3	0- 0	0- 0	NEUTRAL	0- 1	1- 2	1- 0				
4- 7	0- 0	0- 1	CONFERENCE	0- 2	4- 4	4- 0				
1- 5	0- 0	0- 1	HOME	0- 2	1- 2	1- 0				
3- 2	0- 0	0- 0	AWAY	0- 0	3- 2	3- 0				
0- 0	0- 0	0- 0	NEUTRAL	0- 0	0- 0	0- 0				

RPI 1-25				RPI 26-50				RPI 51-100				RPI 101+				Team's RPI : 211			
RPI	S	Opponent	Score	RPI	S	Opponent	Score	RPI	S	Opponent	Score	RPI	S	Opponent	Score				
				44	H	Dayton	59 66												
								55	H	Duquesne	70 78	103	H	Saint Louis	61 79				
								61	H	Quinnipiac	65 81	104	H	Wake Forest	81 85				
								75	H	Fordham	38 43	111	A	George Mason	56 77				
								84	H	Navy	56 76	128	N	Bethune-Cookman	50 63				
								95	N	Wright St.	69 85	140	H	William & Mary	64 78				
												155	H	Davidson	65 68				
												167	A	Stetson	67 72				
												172	N	Florida	80 87				
												190	A	Columbia	85 79				
												191	A	Saint Joseph's	72 81				
												207	A	East Carolina	65 64				
												225	H	La Salle	77 51				
												256	A	Fairfield	72 67				
												287	A	Massachusetts	51 39				
												293	A	VCU	77 68				
												312	A	Old Dominion	54 45				
												331	A	Rhode Island	74 53				
												340	N	Savannah St.	100 63				
LAST 12 Division I GAMES:																			
								55	H	Duquesne	70 78					155	H	Davidson	65 68
								287	A	Massachusetts	51 39					191	A	Saint Joseph's	72 81
								293	A	VCU	77 68					225	H	La Salle	77 51
								44	H	Dayton	59 66					103	H	Saint Louis	61 79
								75	H	Fordham	38 43					331	A	Rhode Island	74 53
								111	A	George Mason	56 77					128	N	Bethune-Cookman	50 63

Non-Div I Games:

Ri chmond

Average RPI Win:	286	WON-LOST	WINNING	LAST 10	STRENGTH OF	OPP. STRENGTH	TEAM	ADJ.	CONF.	ADJ CONF.
Average RPI Loss:	184	RECORD	PCT. RANK	GAMES	SCHEDULE	OF SCHEDULE	RPI	RPI	RPI	RPI
DIV. I ONLY	9- 14	235	6- 4	301	304	269	269	28	28	
DIV. I NON-CONF.	3- 8	268	0- 0	265	311	282	282	26	26	

TOTALS	RPI 1-25	RPI 26-50	W-L RECORDS	RPI 51-100	RPI 101-999	RPI 201+				
9- 14	0- 0	0- 0	OVERALL	0- 3	9- 11	9- 6				
4- 6	0- 0	0- 0	HOME	0- 0	4- 6	4- 2				
5- 7	0- 0	0- 0	AWAY	0- 3	5- 4	5- 3				
0- 1	0- 0	0- 0	NEUTRAL	0- 0	0- 1	0- 1				
3- 8	0- 0	0- 0	NON-CONFERENCE	0- 2	3- 6	3- 4				
1- 3	0- 0	0- 0	HOME	0- 0	1- 3	1- 1				
2- 4	0- 0	0- 0	AWAY	0- 2	2- 2	2- 2				
0- 1	0- 0	0- 0	NEUTRAL	0- 0	0- 1	0- 1				
6- 6	0- 0	0- 0	CONFERENCE	0- 1	6- 5	6- 2				
3- 3	0- 0	0- 0	HOME	0- 0	3- 3	3- 1				
3- 3	0- 0	0- 0	AWAY	0- 1	3- 2	3- 1				
0- 0	0- 0	0- 0	NEUTRAL	0- 0	0- 0	0- 0				

R
i
d
e
rR
i
d
e
r

RPI 1-25				RPI 26-50				RPI 51-100				RPI 101+ Team's RPI: 269					
RPI	S	Opponent	Score	RPI	S	Opponent	Score	RPI	S	Opponent	Score	RPI	S	Opponent	Score		
								61	A	Qui nni pi ac	66	73	133	H	Bucknel l	71	76
								84	A	Navy	44	63	145	H	Bi nghamton	54	76
								93	A	Seton Hal l	49	85	170	A	Marist	67	68
													170	H	Marist	69	80
													199	H	Si ena	67	71
													207	N	East Carol ina	63	66
													225	A	La Salle	76	55
													230	H	Ni agara	65	58
													235	H	Holy Cross	56	83
													245	A	Lafayette	45	60
													252	H	Manhattan	67	51
													256	A	Fairfi eld	61	45
													256	H	Fairfi eld	57	68
													283	A	Mt. St. Mary' s	78	82
													288	H	Vermont	64	49
													296	H	Canisi us	70	54
													298	A	Monmouth	56	63
													338	A	Iona	62	49
													344	A	Saint Peter' s	57	52
													346	A	NJIT	79	64
LAST 12 Di vi si on I GAMES:																	
298	A	Monmouth	56	63	61	A	Qui nni pi ac	66	73	256	A	Fai rfi eld	61	45			
252	H	Manhattan	67	51	296	H	Canisi us	70	54	344	A	Saint Peter' s	57	52			
256	H	Fairfi eld	57	68	199	H	Si ena	67	71	170	H	Marist	69	80			
338	A	Iona	62	49													
170	A	Marist	67	68													
230	H	Ni agara	65	58													

Non-Di v I Games:

Ri der

Average RPI Win:	260	WON-LOST	WINNING	LAST 10	STRENGTH OF	OPP. STRENGTH	TEAM	ADJ.	CONF.	ADJ CONF.
Average RPI Loss:	137	RECORD	PCT. RANK	GAMES	SCHEDULE	OF SCHEDULE	RPI	RPI	RPI	RPI
DIV. I ONLY	15- 5	47	9- 1	319	259	151	151	29	29	
DIV. I NON-CONF.	6- 4	122	0- 1	325	150	226	226	29	29	

TOTALS	RPI 1-25	RPI 26-50	W-L RECORDS	RPI 51-100	RPI 101-999	RPI 201+				
15- 5	0- 0	0- 0	OVERALL	0- 1	15- 4	13- 0				
8- 2	0- 0	0- 0	HOME	0- 0	8- 2	7- 0				
7- 2	0- 0	0- 0	AWAY	0- 1	7- 1	6- 0				
0- 1	0- 0	0- 0	NEUTRAL	0- 0	0- 1	0- 0				
6- 4	0- 0	0- 0	NON-CONFERENCE	0- 1	6- 3	5- 0				
3- 2	0- 0	0- 0	HOME	0- 0	3- 2	3- 0				
3- 1	0- 0	0- 0	AWAY	0- 1	3- 0	2- 0				
0- 1	0- 0	0- 0	NEUTRAL	0- 0	0- 1	0- 0				
9- 1	0- 0	0- 0	CONFERENCE	0- 0	9- 1	8- 0				
5- 0	0- 0	0- 0	HOME	0- 0	5- 0	4- 0				
4- 1	0- 0	0- 0	AWAY	0- 0	4- 1	4- 0				
0- 0	0- 0	0- 0	NEUTRAL	0- 0	0- 0	0- 0				

RPI 1-25				RPI 26-50				RPI 51-100				RPI 101+ Team's RPI: 151					
RPI	S	Opponent	Score	RPI	S	Opponent	Score	RPI	S	Opponent	Score	RPI	S	Opponent	Score		
								59	A	Michigan St.	58	100	129	A	Saint Francis (PA)	47	68
												129	H	Saint Francis (PA)	63	62	
												136	H	Kent St.	31	46	
												152	A	Cal Poly	66	50	
												164	N	San Francisco	45	57	
												198	H	Bowling Green	62	64	
												228	H	Youngstown St.	84	52	
												240	A	Northern Ky.	59	50	
												245	H	Lafayette	63	42	
												264	A	Fairleigh Dickinson	77	68	
												275	H	St. Francis Brooklyn	59	36	
												278	H	LIU Brooklyn	60	53	
												281	H	Bryant	72	49	
												283	A	Mt. St. Mary's	77	68	
												285	A	Sacred Heart	91	57	
												291	H	Central Conn. St.	66	47	
												298	H	Monmouth	56	38	
												324	A	Wagner	58	52	
												328	A	Delaware St.	65	42	
LAST 12 Division I GAMES:																	
129	A	Saint Francis (PA)	47	68	275	H	St. Francis Brooklyn	59	36								
291	H	Central Conn. St.	66	47	278	H	LIU Brooklyn	60	53								
281	H	Bryant	72	49	285	A	Sacred Heart	91	57								
283	A	Mt. St. Mary's	77	68	264	A	Fairleigh Dickinson	77	68								
324	A	Wagner	58	52	136	H	Kent St.	31	46								
129	H	Saint Francis (PA)	63	62	245	H	Lafayette	63	42								

Non-Div I Games: Clarion 67 60

Robert Morris

Average RPI Win: 101

Average RPI Loss: 51

WON-LOST
RECORDWINNING
PCT. RANKLAST 10
GAMESSTRENGTH OF
SCHEDULEOPP. STRENGTH
OF SCHEDULETEAM
RPIADJ.
RPICONF.
RPIADJ CONF.
RPIDIV. I ONLY
DIV. I NON-CONF.18- 7
12- 257
215- 5
1- 011
1529
3114
1014
103
43
4

TOTALS

RPI 1-25

RPI 26-50

W-L RECORDS

RPI 51-100

RPI 101-999

RPI 201+

18- 7

1- 2

5- 1

OVERALL

5- 4

7- 0

2- 0

13- 1

1- 0

5- 0

HOME

3- 1

4- 0

2- 0

4- 4

0- 1

0- 1

AWAY

2- 2

2- 0

0- 0

1- 2

0- 1

0- 0

NEUTRAL

0- 1

1- 0

0- 0

12- 2

1- 1

3- 0

NON-CONFERENCE

2- 1

6- 0

1- 0

8- 0

1- 0

3- 0

HOME

1- 0

3- 0

1- 0

3- 0

0- 0

0- 0

AWAY

1- 0

2- 0

0- 0

1- 2

0- 1

0- 0

NEUTRAL

0- 1

1- 0

0- 0

6- 5

0- 1

2- 1

CONFERENCE

3- 3

1- 0

1- 0

5- 1

0- 0

2- 0

HOME

2- 1

1- 0

1- 0

1- 4

0- 1

0- 1

AWAY

1- 2

0- 0

0- 0

0- 0

0- 0

0- 0

NEUTRAL

0- 0

0- 0

0- 0

RPI 1-25

Team's RPI: 14

RPI 26-50

RPI 51-100

RPI 101+

RPI	S	Opponent	Score
15	A	Maryland	60 88
19	H	NC State	57 53
21	N	South Carolina	68 78

RPI	S	Opponent	Score
29	H	Virginia	52 43
34	A	Purdue	33 47
34	H	Purdue	58 50
35	H	Michigan	63 56
45	H	Princeton	70 50
48	H	Houston	75 57

RPI	S	Opponent	Score
56	H	Minnesota	80 70
57	H	Nebraska	42 52
59	A	Michigan St.	61 58
70	A	Indiana	58 64
79	A	Penn St.	67 70
79	H	Penn St.	70 65
81	A	James Madison	76 63
83	N	Washington St.	60 63
93	H	Seton Hall	70 45

RPI	S	Opponent	Score
104	H	Wake Forest	65 51
106	N	Western Mich.	75 64
177	A	Temple	84 67
180	A	Charlotte	77 54
199	H	Siena	59 47
202	H	Illinois	76 37
264	H	Fairleigh Dickinson	101 35

LAST 12 Division I GAMES:

35	H	Michigan	63 56	34	A	Purdue	33 47
15	A	Maryland	60 88	79	H	Penn St.	70 65
70	A	Indiana	58 64	202	H	Illinois	76 37
57	H	Nebraska	42 52	59	A	Michigan St.	61 58
79	A	Penn St.	67 70	34	H	Purdue	58 50
56	H	Minnesota	80 70	48	H	Houston	75 57

Non-Div I Games:

Rutgers

SFA				Average RPI Win: 258		WON-LOST RECORD		WINNING PCT. RANK		LAST 10 GAMES		STRENGTH OF SCHEDULE		OPP. STRENGTH OF SCHEDULE		TEAM RPI		ADJ. RPI		CONF. RPI		ADJ. CONF. RPI	
Average RPI Loss: 162																							
DIV. I ONLY				14- 4		40		9- 1		327		297		123		123		25		25			
DIV. I NON-CONF.				4- 3		143		0- 0		250		322		154		154		25		25			
TOTALS				RPI 1-25		RPI 26-50		W-L RECORDS		RPI 51-100		RPI 101-999		RPI 201+									
14- 4				0- 0		0- 0		OVERALL		1- 1		13- 3		12- 2									
8- 0				0- 0		0- 0		HOME		1- 0		7- 0		6- 0									
4- 4				0- 0		0- 0		AWAY		0- 1		4- 3		4- 2									
2- 0				0- 0		0- 0		NEUTRAL		0- 0		2- 0		2- 0									
4- 3				0- 0		0- 0		NON-CONFERENCE		1- 1		3- 2		3- 2									
2- 0				0- 0		0- 0		HOME		1- 0		1- 0		1- 0									
0- 3				0- 0		0- 0		AWAY		0- 1		0- 2		0- 2									
2- 0				0- 0		0- 0		NEUTRAL		0- 0		2- 0		2- 0									
10- 1				0- 0		0- 0		CONFERENCE		0- 0		10- 1		9- 0									
6- 0				0- 0		0- 0		HOME		0- 0		6- 0		5- 0									
4- 1				0- 0		0- 0		AWAY		0- 0		4- 1		4- 0									
0- 0				0- 0		0- 0		NEUTRAL		0- 0		0- 0		0- 0									

RPI 1-25				RPI 26-50				RPI 51-100				RPI 101+				Team's RPI: 123	
RPI	S	Opponent	Score	RPI	S	Opponent	Score	RPI	S	Opponent	Score	RPI	S	Opponent	Score		
								76	H	South Dakota	77 55	109	A	Lamar University	65 79		
								90	A	Kansas St.	49 74						
												125	H	Central Ark.	59 46		
												214	H	Abilene Christian	66 55		
												220	A	Montana St.	54 59		
												221	A	New Orleans	74 67		
												227	A	Montana	52 60		
												244	A	Nicholls St.	86 73		
												261	H	McNeese	73 58		
												277	N	Alcorn	83 79		
												286	H	Southeastern La.	79 67		
												300	H	Coppin St.	72 59		
												313	H	Incarate Word	60 49		
												318	A	Houston Baptist	76 54		
												319	A	Northwestern St.	70 62		
												320	N	Alabama St.	77 50		
												332	H	Sam Houston St.	75 53		
LAST 12 Division I GAMES:																	
				261	H	McNeese	73 58					313	H	Incarate Word	60 49		
				109	A	Lamar University	65 79					221	A	New Orleans	74 67		
				318	A	Houston Baptist	76 54					319	A	Northwestern St.	70 62		
				332	H	Sam Houston St.	75 53					244	A	Nicholls St.	86 73		
				125	H	Central Ark.	59 46					286	H	Southeastern La.	79 67		
				214	H	Abilene Christian	66 55					220	A	Montana St.	54 59		

Non-Div I Games: Howard Payne 105 35 Central Baptist 97 34 Tex. A&M-Commerce 83 61 Cent. Christian (KS) 105 32 SFA

S
I
U
E

SIUE				Through Games Of Feb. 7, 2018						
Average RPI Win:	255	WON-LOST	WINNING	LAST 10	STRENGTH OF	OPP. STRENGTH	TEAM	ADJ.	CONF.	ADJ CONF.
Average RPI Loss:	106	RECORD	PCT. RANK	GAMES	SCHEDULE	OF SCHEDULE	RPI	RPI	RPI	RPI
DIV. I ONLY	14- 10	121	8- 2	175	225	142	142	26	26	
DIV. I NON-CONF.	3- 8	268	0- 0	94	52	222	222	27	27	

TOTALS	RPI 1-25	RPI 26-50	W-L RECORDS	RPI 51-100	RPI 101-999	RPI 201+				
14- 10	0- 1	0- 2	OVERALL	0- 3	14- 4	11- 2				
8- 4	0- 0	0- 1	HOME	0- 1	8- 2	6- 0				
6- 5	0- 1	0- 1	AWAY	0- 2	6- 1	5- 1				
0- 1	0- 0	0- 0	NEUTRAL	0- 0	0- 1	0- 1				
3- 8	0- 1	0- 2	NON-CONFERENCE	0- 1	3- 4	1- 2				
2- 3	0- 0	0- 1	HOME	0- 0	2- 2	1- 0				
1- 4	0- 1	0- 1	AWAY	0- 1	1- 1	0- 1				
0- 1	0- 0	0- 0	NEUTRAL	0- 0	0- 1	0- 1				
11- 2	0- 0	0- 0	CONFERENCE	0- 2	11- 0	10- 0				
6- 1	0- 0	0- 0	HOME	0- 1	6- 0	5- 0				
5- 1	0- 0	0- 0	AWAY	0- 1	5- 0	5- 0				
0- 0	0- 0	0- 0	NEUTRAL	0- 0	0- 0	0- 0				

S
I
U
E

RPI 1-25				RPI 26-50				RPI 51-100				RPI 101+ Team's RPI: 142			
RPI	S	Opponent	Score	RPI	S	Opponent	Score	RPI	S	Opponent	Score	RPI	S	Opponent	Score
18	A	Missouri	48 78	27	H	Central Mich.	56 94	57	A	Nebraska	53 62	103	H	Saint Louis	79 72
				38	A	FGCU	49 66	69	A	Belmont	64 86	130	H	Northern Ill.	75 86
								69	H	Belmont	55 72	144	A	Southern Ill.	57 53
												167	H	Stetson	61 65
												175	H	Jacksonville St.	65 41
												210	H	UT Martin	73 70
												216	A	Morehead St.	66 51
												219	H	Southeast Mo. St.	65 57
												222	N	Akron	58 59
												229	A	Austin Peay	61 38
												267	A	Illinois St.	47 62
												306	H	Air Force	76 40
												307	A	Murray St.	75 70
												314	A	Eastern Ky.	62 60
												329	H	Tennessee Tech	65 58
												336	A	Tennessee St.	88 76
												336	H	Tennessee St.	74 63
												345	H	Eastern Ill.	62 52

LAST 12 Division I GAMES:															
345	H	Eastern Ill.	62 52	219	H	Southeast Mo. St.	65 57	336	H	Tennessee St.	74 63				
175	H	Jacksonville St.	65 41	69	H	Belmont	55 72	216	A	Morehead St.	66 51				
329	H	Tennessee Tech	65 58					314	A	Eastern Ky.	62 60				
69	A	Belmont	64 86					307	A	Murray St.	75 70				
336	A	Tennessee St.	88 76												
210	H	UT Martin	73 70												

Non-Div I Games:

SIUE

Average RPI Win:	202	WON-LOST	WINNING	LAST 10	STRENGTH OF	OPP. STRENGTH	TEAM	ADJ.	CONF.	ADJ CONF.
Average RPI Loss:	146	RECORD	PCT. RANK	GAMES	SCHEDULE	OF SCHEDULE	RPI	RPI	RPI	RPI
DIV. I ONLY	2- 18	333	1- 9	88	209	284	284	19	19	
DIV. I NON-CONF.	1- 9	318	0- 2	70	79	249	249	15	15	

TOTALS	RPI 1-25	RPI 26-50	W-L RECORDS	RPI 51-100	RPI 101-999	RPI 201+				
2- 18	0- 0	0- 1	OVERALL	0- 3	2- 14	1- 3				
1- 4	0- 0	0- 0	HOME	0- 0	1- 4	0- 0				
0- 12	0- 0	0- 1	AWAY	0- 2	0- 9	0- 3				
1- 2	0- 0	0- 0	NEUTRAL	0- 1	1- 1	1- 0				
1- 9	0- 0	0- 1	NON-CONFERENCE	0- 3	1- 5	1- 1				
0- 0	0- 0	0- 0	HOME	0- 0	0- 0	0- 0				
0- 7	0- 0	0- 1	AWAY	0- 2	0- 4	0- 1				
1- 2	0- 0	0- 0	NEUTRAL	0- 1	1- 1	1- 0				
1- 9	0- 0	0- 0	CONFERENCE	0- 0	1- 9	0- 2				
1- 4	0- 0	0- 0	HOME	0- 0	1- 4	0- 0				
0- 5	0- 0	0- 0	AWAY	0- 0	0- 5	0- 2				
0- 0	0- 0	0- 0	NEUTRAL	0- 0	0- 0	0- 0				

RPI 1-25				RPI 26-50				RPI 51-100				RPI 101+				Team's RPI: 284
RPI	S	Opponent	Score	RPI	S	Opponent	Score	RPI	S	Opponent	Score	RPI	S	Opponent	Score	
				33	A	Arizona St.	58 106	51	N	Miami (FL)	56 82	108	A	Kentucky	70 101	
								53	A	West Virginia	47 101	130	N	Northern Ill.	75 84	
								66	A	UC Davis	72 79	141	H	Weber St.	56 78	
												153	A	Portland St.	73 74	
												153	H	Portland St.	72 81	
												162	A	Idaho	66 101	
												162	H	Idaho	79 64	
												164	A	San Francisco	76 90	
												171	H	Idaho St.	71 85	
												187	A	Nevada	68 95	
												194	A	Eastern Wash.	76 83	
												194	H	Eastern Wash.	72 83	
												216	A	Morehead St.	71 75	
												220	A	Montana St.	50 85	
												227	A	Montana	59 68	
												242	N	UC Riverside	99 72	
LAST 12 Division I GAMES:																
				162	A	Idaho	66 101	227	A	Montana	59 68					
				194	A	Eastern Wash.	76 83	194	H	Eastern Wash.	72 83					
				153	H	Portland St.	72 81	162	H	Idaho	79 64					
				171	H	Idaho St.	71 85	153	A	Portland St.	73 74					
				141	H	Weber St.	56 78	130	N	Northern Ill.	75 84					
				220	A	Montana St.	50 85	51	N	Miami (FL)	56 82					

Non-Div I Games: Antelope Valley 95 62

Sacramento St.

Average RPI Win:	261	WON-LOST	WINNING	LAST 10	STRENGTH OF	OPP. STRENGTH	TEAM	ADJ.	CONF.	ADJ CONF.
Average RPI Loss:	204	RECORD	PCT. RANK	GAMES	SCHEDULE	OF SCHEDULE	RPI	RPI	RPI	RPI
DIV. I ONLY	7- 15	269	3- 7	300	300	285	285	29	29	
DIV. I NON-CONF.	4- 7	226	0- 1	196	273	242	242	29	29	

TOTALS	RPI 1-25	RPI 26-50	W-L RECORDS	RPI 51-100	RPI 101-999	RPI 201+				
7- 15	0- 1	0- 0	OVERALL	0- 1	7- 13	5- 8				
3- 6	0- 0	0- 0	HOME	0- 0	3- 6	1- 3				
4- 9	0- 1	0- 0	AWAY	0- 1	4- 7	4- 5				
0- 0	0- 0	0- 0	NEUTRAL	0- 0	0- 0	0- 0				
4- 7	0- 1	0- 0	NON-CONFERENCE	0- 1	4- 5	2- 2				
3- 2	0- 0	0- 0	HOME	0- 0	3- 2	1- 1				
1- 5	0- 1	0- 0	AWAY	0- 1	1- 3	1- 1				
0- 0	0- 0	0- 0	NEUTRAL	0- 0	0- 0	0- 0				
3- 8	0- 0	0- 0	CONFERENCE	0- 0	3- 8	3- 6				
0- 4	0- 0	0- 0	HOME	0- 0	0- 4	0- 2				
3- 4	0- 0	0- 0	AWAY	0- 0	3- 4	3- 4				
0- 0	0- 0	0- 0	NEUTRAL	0- 0	0- 0	0- 0				

RPI	S	Opponent	Score	RPI	S	Opponent	Score	RPI	S	Opponent	Score	RPI	S	Opponent	Score	Team's RPI: 285
6	A	Florida St.	52 101					71	A	Harvard	62 70	113	A	Brown	77 102	
												129	H	Saint Francis (PA)	48 89	
												151	H	Robert Morris	57 91	
												160	H	Lehigh	65 55	
												183	H	New Hampshire	47 74	
												188	H	Providence	78 75	
												199	A	Siena	57 62	
												234	H	Hofstra	81 86	
												252	H	Manhattan	65 61	
												264	A	Fairleigh Dickinson	59 69	
												275	A	St. Francis Brooklyn	48 63	
												278	A	LIU Brooklyn	50 46	
												281	A	Bryant	56 60	
												281	H	Bryant	73 81	
												283	A	Mt. St. Mary's	82 52	
												291	A	Central Conn. St.	59 69	
												291	H	Central Conn. St.	71 73	
												298	A	Monmouth	64 69	
												324	A	Wagner	72 55	
												342	A	Florida A&M	73 68	
LAST 12 Division I GAMES:																
281	A	Bryant	56 60	291	A	Central Conn. St.	59 69									
291	H	Central Conn. St.	71 73	324	A	Wagner	72 55									
275	A	St. Francis Brooklyn	48 63	283	A	Mt. St. Mary's	82 52									
278	A	LIU Brooklyn	50 46	151	H	Robert Morris	57 91									
264	A	Fairleigh Dickinson	59 69	129	H	Saint Francis (PA)	48 89									
281	H	Bryant	73 81	183	H	New Hampshire	47 74									

Non-Div I Games:

Sacred Heart

Average RPI Win:	263	WON-LOST	WINNING	LAST 10	STRENGTH OF	OPP. STRENGTH	TEAM	ADJ.	CONF.	ADJ CONF.
Average RPI Loss:	129	RECORD	PCT. RANK	GAMES	SCHEDULE	OF SCHEDULE	RPI	RPI	RPI	RPI
DIV. I ONLY	13- 8	111	9- 1	210	291	129	129	29	29	
DIV. I NON-CONF.	4- 7	226	1- 1	173	177	190	190	29	29	

TOTALS	RPI 1-25	RPI 26-50	W-L RECORDS	RPI 51-100	RPI 101-999	RPI 201+				
13- 8	0- 0	0- 1	OVERALL	0- 2	13- 5	11- 1				
7- 1	0- 0	0- 0	HOME	0- 0	7- 1	6- 0				
5- 6	0- 0	0- 1	AWAY	0- 2	5- 2	4- 0				
1- 1	0- 0	0- 0	NEUTRAL	0- 0	1- 1	1- 1				
4- 7	0- 0	0- 1	NON-CONFERENCE	0- 2	4- 4	3- 1				
1- 1	0- 0	0- 0	HOME	0- 0	1- 1	1- 0				
2- 5	0- 0	0- 1	AWAY	0- 2	2- 2	1- 0				
1- 1	0- 0	0- 0	NEUTRAL	0- 0	1- 1	1- 1				
9- 1	0- 0	0- 0	CONFERENCE	0- 0	9- 1	8- 0				
6- 0	0- 0	0- 0	HOME	0- 0	6- 0	5- 0				
3- 1	0- 0	0- 0	AWAY	0- 0	3- 1	3- 0				
0- 0	0- 0	0- 0	NEUTRAL	0- 0	0- 0	0- 0				

RPI 1-25				RPI 26-50				RPI 51-100				RPI 101+				Team's RPI: 129
RPI	S	Opponent	Score	RPI	S	Opponent	Score	RPI	S	Opponent	Score	RPI	S	Opponent	Score	
				41	A	Gonzaga	74 97	55	A	Duquesne	68 87	137	A	Cincinnati	77 73	
								65	A	Toledo	66 74	140	H	William & Mary	86 92	
												151	A	Robert Morris	62 63	
												151	H	Robert Morris	68 47	
												174	A	Boise St.	59 87	
												190	A	Columbia	81 94	
												219	N	Southeast Mo. St.	50 82	
												228	H	Youngstown St.	79 65	
												264	A	Fairleigh Dickinson	80 56	
												275	H	St. Francis Brooklyn	90 75	
												278	H	LIU Brooklyn	101 71	
												281	H	Bryant	87 69	
												283	H	Mt. St. Mary's	92 88	
												285	A	Sacred Heart	89 48	
												291	H	Central Conn. St.	87 59	
												311	A	Portland	106 101	
												312	N	Old Dominion	79 68	
												324	A	Wagner	79 76	
LAST 12 Division I GAMES:																
				151	H	Robert Morris	68 47	278	H	LIU Brooklyn	101 71					
				281	H	Bryant	87 69	275	H	St. Francis Brooklyn	90 75					
				291	H	Central Conn. St.	87 59	264	A	Fairleigh Dickinson	80 56					
				324	A	Wagner	79 76	285	A	Sacred Heart	89 48					
				283	H	Mt. St. Mary's	92 88	174	A	Boise St.	59 87					
				151	A	Robert Morris	62 63	311	A	Portland	106 101					

Non-Div I Games: Seton Hill 103 71

Saint Francis (PA)

Average RPI Win:	247	WON-LOST	WINNING	LAST 10	STRENGTH OF	OPP. STRENGTH	TEAM	ADJ.	CONF.	ADJ CONF.
Average RPI Loss:	119	RECORD	PCT. RANK	GAMES	SCHEDULE	OF SCHEDULE	RPI	RPI	RPI	RPI
DIV. I ONLY	11- 12	187	5- 5	198	175	191	191	12	12	
DIV. I NON-CONF.	5- 7	212	0- 1	153	191	172	172	10	10	

TOTALS	RPI 1-25	RPI 26-50	W-L RECORDS	RPI 51-100	RPI 101-999	RPI 201+				
11- 12	0- 0	0- 3	OVERALL	1- 3	10- 6	9- 2				
5- 5	0- 0	0- 1	HOME	0- 3	5- 1	5- 0				
6- 6	0- 0	0- 1	AWAY	1- 0	5- 5	4- 2				
0- 1	0- 0	0- 1	NEUTRAL	0- 0	0- 0	0- 0				
5- 7	0- 0	0- 2	NON-CONFERENCE	1- 2	4- 3	3- 1				
2- 2	0- 0	0- 0	HOME	0- 2	2- 0	2- 0				
3- 4	0- 0	0- 1	AWAY	1- 0	2- 3	1- 1				
0- 1	0- 0	0- 1	NEUTRAL	0- 0	0- 0	0- 0				
6- 5	0- 0	0- 1	CONFERENCE	0- 1	6- 3	6- 1				
3- 3	0- 0	0- 1	HOME	0- 1	3- 1	3- 0				
3- 2	0- 0	0- 0	AWAY	0- 0	3- 2	3- 1				
0- 0	0- 0	0- 0	NEUTRAL	0- 0	0- 0	0- 0				

RPI 1-25				RPI 26-50				RPI 51-100				RPI 101+				Team's RPI: 191	
RPI	S	Opponent	Score	RPI	S	Opponent	Score	RPI	S	Opponent	Score	RPI	S	Opponent	Score		
26	A	Villanova	44 79	26	A	Villanova	44 79	54	H	Drexel	58 65	103	A	Saint Louis	73 96		
44	H	Dayton	59 65	44	H	Dayton	59 65	55	H	Duquesne	42 61	111	H	George Mason	57 65		
45	N	Princeton	54 63	45	N	Princeton	54 63	81	A	James Madison	73 66	133	A	Bucknell	77 53		
								89	H	Penn	50 57	172	A	Florida	51 71		
												177	A	Temple	66 69		
												211	H	Richmond	81 72		
												225	A	La Salle	75 64		
												230	A	Niagara	93 69		
												238	A	St. Bonaventure	70 64		
												263	A	Towson	66 90		
												287	A	Massachusetts	84 79		
												293	A	VCU	54 56		
												293	H	VCU	79 41		
												331	H	Rhode Island	64 46		
												344	H	Saint Peter's	87 58		
												345	H	Eastern Ill.	80 62		
LAST 12 Division I GAMES:																	
331	H	Rhode Island	64 46	287	A	Massachusetts	84 79	331	H	Rhode Island	64 46	287	A	Massachusetts	84 79		
111	H	George Mason	57 65	211	H	Richmond	81 72	111	H	George Mason	57 65	211	H	Richmond	81 72		
293	A	VCU	54 56	44	H	Dayton	59 65	293	A	VCU	54 56	44	H	Dayton	59 65		
225	A	La Salle	75 64	238	A	St. Bonaventure	70 64	225	A	La Salle	75 64	238	A	St. Bonaventure	70 64		
55	H	Duquesne	42 61	293	H	VCU	79 41	55	H	Duquesne	42 61	293	H	VCU	79 41		
103	A	Saint Louis	73 96	172	A	Florida	51 71	103	A	Saint Louis	73 96	172	A	Florida	51 71		

Non-Div I Games:

Saint Joseph's

Average RPI	Win:	180	WON-LOST	WINNING	LAST 10	STRENGTH OF	OPP. STRENGTH	TEAM	ADJ.	CONF.	ADJ CONF.
Average RPI	Loss:	93	RECORD	PCT. RANK	GAMES	SCHEDULE	OF SCHEDULE	RPI	RPI	RPI	RPI
DIV. I ONLY		13- 11		150	6- 4	84		95	103	103	12
DIV. I NON-CONF.		6- 7		184	1- 0	104		37	136	136	10

TOTALS	RPI 1-25		RPI 26-50		W-L RECORDS		RPI 51-100		RPI 101-999		RPI 201+
13- 11	0- 3		0- 1		OVERALL		2- 2		11- 5		5- 1
8- 2	0- 0		0- 0		HOME		1- 0		7- 2		3- 0
3- 8	0- 1		0- 1		AWAY		1- 1		2- 1		2- 0
2- 1	0- 1		0- 0		NEUTRAL		0- 0		2- 0		0- 0
6- 7	0- 3		0- 0		NON-CONFERENCE		0- 1		6- 3		2- 0
3- 2	0- 0		0- 0		HOME		0- 0		3- 2		1- 0
1- 4	0- 2		0- 0		AWAY		0- 1		1- 1		1- 0
2- 1	0- 1		0- 0		NEUTRAL		0- 0		2- 0		0- 0
7- 4	0- 0		0- 1		CONFERENCE		2- 1		5- 2		3- 1
5- 0	0- 0		0- 0		HOME		1- 0		4- 0		2- 0
2- 4	0- 0		0- 1		AWAY		1- 1		1- 2		1- 1
0- 0	0- 0		0- 0		NEUTRAL		0- 0		0- 0		0- 0

RPI 1-25				RPI 26-50				RPI 51-100				RPI 101+ Team's RPI: 103			
RPI	S	Opponent	Score	RPI	S	Opponent	Score	RPI	S	Opponent	Score	RPI	S	Opponent	Score
18	A	Missouri	58 70	44	A	Dayton	76 101	75	A	Fordham	63 66	111	A	George Mason	72 81
24	N	LSU	59 71					75	H	Fordham	91 85	120	N	Ole Miss	79 64
25	A	DePaul	78 86					83	A	Washington St.	63 85	121	H	Vanderbilt	69 74
								94	A	George Washington	72 69	127	N	Cleveland St.	80 64
												132	H	Little Rock	48 45
												142	A	SIUE	72 79
												155	H	Davidson	88 72
												159	H	Loyola Marymount	60 62
												186	H	Tulsa	77 66
												191	H	Saint Joseph's	96 73
												211	A	Richmond	79 61
												225	A	La Salle	76 87
												238	H	St. Bonaventure	78 55
												257	A	Indiana St.	60 59
												268	H	Lipscomb	101 57
												287	H	Massachusetts	64 63

LAST 12 Division I GAMES:															
225	A	La Salle	76 87	287	H	Massachusetts	64 63	44	A	Dayton	76 101	75	A	Fordham	63 66
155	H	Davidson	88 72					211	A	Richmond	79 61				
75	H	Fordham	91 85					238	H	St. Bonaventure	78 55				
94	A	George Washington	72 69					186	H	Tulsa	77 66				
111	A	George Mason	72 81												
191	H	Saint Joseph's	96 73												

Non-Div I Games:

Saint Louis

Average RPI Win:	173	WON-LOST	WINNING	LAST 10	STRENGTH OF	OPP. STRENGTH	TEAM	ADJ.	CONF.	ADJ CONF.
Average RPI Loss:	106	RECORD	PCT. RANK	GAMES	SCHEDULE	OF SCHEDULE	RPI	RPI	RPI	RPI
DIV. I ONLY	15- 8	86	7- 3	94	104	78	78	13	13	
DIV. I NON-CONF.	7- 4	102	0- 0	65	36	55	55	11	11	

TOTALS	RPI 1-25	RPI 26-50	W-L RECORDS	RPI 51-100	RPI 101-999	RPI 201+				
15- 8	0- 0	0- 3	OVERALL	2- 2	13- 3	5- 1				
9- 2	0- 0	0- 1	HOME	2- 1	7- 0	3- 0				
4- 6	0- 0	0- 2	AWAY	0- 1	4- 3	1- 1				
2- 0	0- 0	0- 0	NEUTRAL	0- 0	2- 0	1- 0				
7- 4	0- 0	0- 2	NON-CONFERENCE	2- 2	5- 0	1- 0				
4- 1	0- 0	0- 0	HOME	2- 1	2- 0	0- 0				
1- 3	0- 0	0- 2	AWAY	0- 1	1- 0	0- 0				
2- 0	0- 0	0- 0	NEUTRAL	0- 0	2- 0	1- 0				
8- 4	0- 0	0- 1	CONFERENCE	0- 0	8- 3	4- 1				
5- 1	0- 0	0- 1	HOME	0- 0	5- 0	3- 0				
3- 3	0- 0	0- 0	AWAY	0- 0	3- 3	1- 1				
0- 0	0- 0	0- 0	NEUTRAL	0- 0	0- 0	0- 0				

RPI 1-25				RPI 26-50				RPI 51-100				Team's RPI : 78				RPI 101+			
RPI	S	Opponent	Score	RPI	S	Opponent	Score	RPI	S	Opponent	Score	RPI	S	Opponent	Score	RPI	S	Opponent	Score
				34	A	Purdue	60 70	66	H	UC Davis	50 74	116	A	BYU	54 63				
				36	A	Cal i forni a	80 87	70	H	Indiana	88 82	116	H	BYU	57 49				
				41	H	Gonzaga	65 73	83	H	Washingt on St.	81 75	149	A	Paci fi c	70 69				
								85	A	Utah	63 74	149	H	Paci fi c	96 88				
												152	H	Cal Poly	82 64				
												159	A	Loyol a Marymount	57 69				
												164	A	San Franci sco	73 59				
												174	A	Boise St.	74 72				
												194	N	Eastern Wash.	76 56				
												201	H	UC Santa Barbara	89 59				
												210	N	UT Martin	69 58				
												213	A	San Di ego	75 53				
												213	H	San Di ego	66 57				
												236	H	Pepperdi ne	75 62				
												273	H	Santa Clara	59 46				
												311	A	Portl and	65 68				
LAST 12 Di vi si on I GAMES:																			
				213	H	San Di ego	66 57	236	H	Pepperdi ne	75 62								
				164	A	San Franci sco	73 59	273	H	Santa Clara	59 46								
				311	A	Portl and	65 68	213	A	San Di ego	75 53								
				116	A	BYU	54 63	149	A	Paci fi c	70 69								
				149	H	Paci fi c	96 88	116	H	BYU	57 49								
				41	H	Gonzaga	65 73	159	A	Loyol a Marymount	57 69								

Non-Di v I Games:

Saint Mary's (CA)

Average RPI Win:	254	WON-LOST	WINNING	LAST 10	STRENGTH OF	OPP. STRENGTH	TEAM	ADJ.	CONF.	ADJ CONF.
Average RPI Loss:	237	RECORD	PCT. RANK	GAMES	SCHEDULE	OF SCHEDULE	RPI	RPI	RPI	RPI
DIV. I ONLY	4- 20	317	1- 9	338	337	344	344	28	28	
DIV. I NON-CONF.	3- 8	268	0- 0	312	345	326	326	26	26	

TOTALS	RPI 1-25	RPI 26-50	W-L RECORDS	RPI 51-100	RPI 101-999	RPI 201+				
4- 20	0- 0	0- 0	OVERALL	0- 2	4- 18	3- 14				
2- 8	0- 0	0- 0	HOME	0- 0	2- 8	2- 5				
1- 12	0- 0	0- 0	AWAY	0- 2	1- 9	1- 8				
1- 0	0- 0	0- 0	NEUTRAL	0- 0	1- 0	0- 0				
3- 8	0- 0	0- 0	NON-CONFERENCE	0- 1	3- 7	2- 5				
1- 3	0- 0	0- 0	HOME	0- 0	1- 3	1- 2				
1- 5	0- 0	0- 0	AWAY	0- 1	1- 4	1- 3				
1- 0	0- 0	0- 0	NEUTRAL	0- 0	1- 0	0- 0				
1- 12	0- 0	0- 0	CONFERENCE	0- 1	1- 11	1- 9				
1- 5	0- 0	0- 0	HOME	0- 0	1- 5	1- 3				
0- 7	0- 0	0- 0	AWAY	0- 1	0- 6	0- 6				
0- 0	0- 0	0- 0	NEUTRAL	0- 0	0- 0	0- 0				

RPI 1-25				RPI 26-50				RPI 51-100				RPI 101+ Team's RPI: 344					
RPI	S	Opponent	Score	RPI	S	Opponent	Score	RPI	S	Opponent	Score	RPI	S	Opponent	Score		
								61	A	Quinnipiac	39	86	117	H	Yale	49	70
								93	A	Seton Hall	49	91	126	N	Delaware	90	87
												170	H	Marist	53	86	
												191	A	Saint Joseph's	58	87	
												199	H	Siena	59	62	
												230	A	Niagara	54	64	
												230	H	Niagara	52	87	
												245	H	Lafayette	64	61	
												252	A	Manhattan	64	76	
												256	A	Fairfield	41	62	
												264	A	Fairleigh Dickinson	59	69	
												269	H	Rider	52	57	
												275	H	St. Francis Brooklyn	49	64	
												278	A	LIU Brooklyn	46	57	
												287	A	Massachusetts	65	81	
												296	A	Canisius	49	52	
												296	H	Canisius	53	66	
												298	A	Monmouth	44	51	
												298	H	Monmouth	67	47	
												338	A	Iona	42	52	
												346	A	NJIT	59	52	
												347	H	UMass Lowell	60	66	

LAST 12 Division I GAMES:																	
296	A	Canisius	49	52	296	H	Canisius	53	66								
230	A	Niagara	54	64	256	A	Fairfield	41	62								
199	H	Siena	59	62	61	A	Quinnipiac	39	86								
338	A	Iona	42	52	298	A	Monmouth	44	51								
298	H	Monmouth	67	47	170	H	Marist	53	86								
230	H	Niagara	52	87	269	H	Rider	52	57								

Non-Div I Games:

Saint Peter's

Average RPI Win:	297	WON-LOST	WINNING	LAST 10	STRENGTH OF	OPP. STRENGTH	TEAM	ADJ.	CONF.	ADJ CONF.
Average RPI Loss:	194	RECORD	PCT. RANK	GAMES	SCHEDULE	OF SCHEDULE	RPI	RPI	RPI	RPI
DIV. I ONLY	2- 17	330	1- 9	190	343	332	332	25	25	
DIV. I NON-CONF.	1- 6	306	0- 0	23	344	256	256	25	25	

TOTALS	RPI 1-25	RPI 26-50	W-L RECORDS	RPI 51-100	RPI 101-999	RPI 201+				
2- 17	0- 1	0- 0	OVERALL	0- 1	2- 15	2- 9				
1- 8	0- 0	0- 0	HOME	0- 0	1- 8	1- 6				
1- 9	0- 0	0- 0	AWAY	0- 0	1- 0	1- 0				
0- 0	0- 0	0- 0	NEUTRAL	0- 0	0- 0	0- 0				
1- 6	0- 1	0- 0	NON-CONFERENCE	0- 1	1- 4	1- 1				
1- 3	0- 0	0- 0	HOME	0- 0	1- 3	1- 1				
0- 3	0- 1	0- 0	AWAY	0- 1	0- 1	0- 0				
0- 0	0- 0	0- 0	NEUTRAL	0- 0	0- 0	0- 0				
1- 11	0- 0	0- 0	CONFERENCE	0- 0	1- 11	1- 8				
0- 5	0- 0	0- 0	HOME	0- 0	0- 5	0- 5				
1- 6	0- 0	0- 0	AWAY	0- 0	1- 6	1- 3				
0- 0	0- 0	0- 0	NEUTRAL	0- 0	0- 0	0- 0				

RPI 1-25				RPI 26-50				RPI 51-100				RPI 101+ Team's RPI: 332			
RPI	S	Opponent	Score	RPI	S	Opponent	Score	RPI	S	Opponent	Score	RPI	S	Opponent	Score
24	A	LSU	58 71					88	A	Arkansas	54 65	109	A	Lamar University	44 91
												110	H	Rice	50 79
												123	A	SFA	53 75
												125	A	Central Ark.	44 69
												148	H	Texas St.	41 73
												163	A	Southern Miss.	38 58
												214	A	Abilene Christian	65 83
												214	H	Abilene Christian	72 75
												249	H	Texas Southern	58 77
												258	A	A&M-Corpus Christi	48 62
												258	H	A&M-Corpus Christi	57 67
												261	H	McNeese	63 66
												286	A	Southeastern La.	57 52
												308	H	Jackson St.	74 68
												313	H	Incarnate Word	49 56
												318	H	Houston Baptist	61 69
												319	A	Northwestern St.	60 63

LAST 12 Division I GAMES:															
258	A	A&M-Corpus Christi	48 62	319	A	Northwestern St.	60 63								
214	H	Abilene Christian	72 75	318	H	Houston Baptist	61 69								
261	H	McNeese	63 66	258	H	A&M-Corpus Christi	57 67								
123	A	SFA	53 75	313	H	Incarnate Word	49 56								
286	A	Southeastern La.	57 52	125	A	Central Ark.	44 69								
109	A	Lamar University	44 91	214	A	Abilene Christian	65 83								

Non-Div I Games: Wiley 80 41 St. Thomas Houston 68 66

Sam Houston St.

Average RPI Win:	222	WON-LOST	WINNING	LAST 10	STRENGTH OF	OPP. STRENGTH	TEAM	ADJ.	CONF.	ADJ CONF.
Average RPI Loss:	106	RECORD	PCT. RANK	GAMES	SCHEDULE	OF SCHEDULE	RPI	RPI	RPI	RPI
DIV. I ONLY	11- 12	187	5- 5	106	157	166	166	17	17	
DIV. I NON-CONF.	7- 7	170	2- 1	59	135	117	117	16	16	

TOTALS	RPI 1-25	RPI 26-50	W-L RECORDS	RPI 51-100	RPI 101-999	RPI 201+				
11- 12	0- 2	1- 0	OVERALL	0- 5	10- 5	5- 1				
10- 2	0- 0	1- 0	HOME	0- 1	9- 1	5- 0				
0- 9	0- 0	0- 0	AWAY	0- 0	0- 0	0- 0				
1- 1	0- 0	0- 0	NEUTRAL	0- 0	1- 1	0- 0				
7- 7	0- 2	1- 0	NON-CONFERENCE	0- 3	6- 2	2- 0				
6- 1	0- 0	1- 0	HOME	0- 0	5- 1	2- 0				
0- 5	0- 2	0- 0	AWAY	0- 3	0- 0	0- 0				
1- 1	0- 0	0- 0	NEUTRAL	0- 0	1- 1	0- 0				
4- 5	0- 0	0- 0	CONFERENCE	0- 2	4- 3	3- 1				
4- 1	0- 0	0- 0	HOME	0- 1	4- 0	3- 0				
0- 4	0- 0	0- 0	AWAY	0- 1	0- 3	0- 1				
0- 0	0- 0	0- 0	NEUTRAL	0- 0	0- 0	0- 0				

RPI 1-25				RPI 26-50				RPI 51-100				RPI 101+				Team's RPI: 166
RPI	S	Opponent	Score	RPI	S	Opponent	Score	RPI	S	Opponent	Score	RPI	S	Opponent	Score	
6	A	Florida St.	62 87	47	H	UCF	58 51	60	H	Mercer	59 73	122	N	UTEP	33 46	
22	A	Iowa	59 80					69	A	Belmont	46 83	135	H	Colorado	60 71	
								72	A	UAB	53 77	143	A	ETSU	48 76	
								88	A	Arkansas	63 84	163	H	Southern Miss.	61 56	
								91	A	Chattanooga	58 68	181	H	Hampton	66 61	
												189	A	Furman	41 45	
												189	H	Furman	62 58	
												193	H	Troy	80 73	
												193	N	Troy	82 76	
												233	H	UNCG	56 48	
												271	A	Wofford	46 58	
												271	H	Wofford	81 77	
												320	H	Alabama St.	58 39	
												326	H	Western Caro.	62 54	
												331	H	Rhode Island	67 37	

LAST 12 Division I GAMES:																
189	H	Furman	62 58	60	H	Mercer	59 73	271	A	Wofford	46 58					
271	H	Wofford	81 77	189	A	Furman	41 45	181	H	Hampton	66 61					
143	A	ETSU	48 76	193	N	Troy	82 76	122	N	UTEP	33 46					
91	A	Chattanooga	58 68													
233	H	UNCG	56 48													
326	H	Western Caro.	62 54													

Non-Div I Games: AUM 59 46

Samford

Average RPI Win: 221

Average RPI Loss: 160

WON-LOST
RECORDWINNING
PCT. RANKLAST 10
GAMESSTRENGTH OF
SCHEDULEOPP. STRENGTH
OF SCHEDULETEAM
RPIADJ.
RPICONF.
RPIADJ CONF.
RPI

DIV. I ONLY	11- 11	173	4- 6	277	146	213	213	13	13
DIV. I NON-CONF.	6- 4	122	0- 0	322	185	187	187	11	11

TOTALS	RPI 1-25	RPI 26-50	W-L RECORDS	RPI 51-100	RPI 101-999	RPI 201+			
11- 11	0- 0	0- 2	OVERALL	1- 2	10- 7	5- 5			
6- 4	0- 0	0- 1	HOME	1- 1	5- 2	4- 0			
4- 7	0- 0	0- 1	AWAY	0- 1	4- 5	1- 5			
1- 0	0- 0	0- 0	NEUTRAL	0- 0	1- 0	0- 0			
6- 4	0- 0	0- 1	NON-CONFERENCE	1- 0	5- 3	3- 3			
4- 0	0- 0	0- 0	HOME	1- 0	3- 0	3- 0			
1- 4	0- 0	0- 1	AWAY	0- 0	1- 3	0- 3			
1- 0	0- 0	0- 0	NEUTRAL	0- 0	1- 0	0- 0			
5- 7	0- 0	0- 1	CONFERENCE	0- 2	5- 4	2- 2			
2- 4	0- 0	0- 1	HOME	0- 1	2- 2	1- 0			
3- 3	0- 0	0- 0	AWAY	0- 1	3- 2	1- 2			
0- 0	0- 0	0- 0	NEUTRAL	0- 0	0- 0	0- 0			

RPI	S	Opponent	Score	RPI	S	Opponent	Score	RPI	S	Opponent	Score	RPI	S	Opponent	Score
36	A	Cal i forn i a	64 89	56	H	Min nesota	72 69	116	H	BYU	70 69	149	H	Paci fi c	68 81
41	H	Gonzaga	44 63	78	A	Saint Mary's (CA)	57 66	159	A	Loyol a Marymount	60 54	159	H	Loyol a Marymount	53 67
				78	H	Saint Mary's (CA)	53 75	164	A	San Francis co	60 54	174	N	Boi se St.	72 52
								201	A	UC Santa Barbara	71 58	204	A	Seattle U	73 80
								236	A	Pepperdi ne	62 66	253	A	San Diego St.	76 77
								255	A	Hawai i	63 64	273	A	Santa Clara	50 59
								302	H	Southern Utah	72 59	303	H	UTSA	78 69
								311	A	Portl and	75 60	311	H	Portl and	59 52
								335	H	Long Beach St.	74 40				
LAST 12 Division I GAMES:															
78	A	Saint Mary's (CA)	57 66	159	A	Loyol a Marymount	60 54								
41	H	Gonzaga	44 63	149	H	Paci fi c	68 81								
159	H	Loyol a Marymount	53 67	78	H	Saint Mary's (CA)	53 75								
273	A	Santa Clara	50 59	311	H	Portl and	59 52								
116	H	BYU	70 69	236	A	Pepperdi ne	62 66								
311	A	Portl and	75 60	164	A	San Francis co	60 54								

Non-Div I Games: San Diego Christian 82 53

San Diego

Average RPI		Winn: 205	WON-LOST	WINNING	LAST 10	STRENGTH OF		OPP. STRENGTH	TEAM	ADJ.	CONF.	ADJ. CONF.
Loss: 166			RECORD	PCT. RANK	GAMES	SCHEDULE		OF SCHEDULE	RPI	RPI	RPI	RPI
DIV. I	ONLY	8- 13	237	2- 8	199	176	253	253	16	16		
DIV. I	NON-CONF.	5- 5	170	0- 1	251	269	241	241	14	14		
TOTALS		RPI 1-25		RPI 26-50	W-L RECORDS		RPI 51-100	RPI 101-999	RPI 201+			
8- 13	0- 0		0- 1	OVERALL		2- 2	6- 10	5- 3				
6- 6	0- 0		0- 0	HOME		2- 1	4- 5	3- 1				
2- 5	0- 0		0- 0	AWAY		0- 0	2- 5	2- 2				
0- 2	0- 0		0- 1	NEUTRAL		0- 1	0- 0	0- 0				
5- 5	0- 0		0- 1	NON-CONFERENCE		0- 1	5- 3	4- 1				
4- 2	0- 0		0- 0	HOME		0- 0	4- 2	3- 1				
1- 1	0- 0		0- 0	AWAY		0- 0	1- 1	1- 0				
0- 2	0- 0		0- 1	NEUTRAL		0- 1	0- 0	0- 0				
3- 8	0- 0		0- 0	CONFERENCE		2- 1	1- 7	1- 2				
2- 4	0- 0		0- 0	HOME		2- 1	0- 3	0- 0				
1- 4	0- 0		0- 0	AWAY		0- 0	1- 4	1- 2				
0- 0	0- 0		0- 0	NEUTRAL		0- 0	0- 0	0- 0				

RPI 1-25				RPI 26-50				RPI 51-100				RPI 101+				Team's RPI: 253	
RPI	S	Opponent	Score	RPI	S	Opponent	Score	RPI	S	Opponent	Score	RPI	S	Opponent	Score		
				27	N	Central Mich.	76 85	77	H	Wyoming	68 62	118	A	Colorado St.	43 72		
								82	H	New Mexico	97 89	118	H	Colorado St.	63 65		
								92	H	UNLV	64 75	139	A	Fresno St.	53 64		
								97	N	Tulane	46 80	139	H	Fresno St.	60 66		
												174	H	Boise St.	70 86		
												179	H	UC Irvine	65 67		
												184	H	CSUN	58 55		
												201	A	UC Santa Barbara	64 77		
												213	H	San Diego	77 76		
												250	A	San Jose St.	75 65		
												254	H	Presbyterian	77 50		
												273	H	Santa Clara	34 48		
												282	A	Arizona	78 67		
												292	A	Utah St.	58 62		
												299	H	Cal St. Fullerton	59 58		
												306	A	Air Force	51 61		
LAST 12 Division I GAMES:																	
				139	H	Fresno St.	60 66	174	H	Boise St.	70 86						
				306	A	Air Force	51 61	250	A	San Jose St.	75 65						
				92	H	UNLV	64 75	118	H	Colorado St.	63 65						
				118	A	Colorado St.	43 72	292	A	Utah St.	58 62						
				82	H	New Mexico	97 89	77	H	Wyoming	68 62						
				139	A	Fresno St.	53 64	201	A	UC Santa Barbara	64 77						

Non-Div I Games:	Hope Int'l	92	68
------------------	------------	----	----

San Di ego St.

■ Loss, ■ Non-Conf, S Site, H Home A Away N Neutral

Average RPI Win:	216	WON-LOST	WINNING	LAST 10	STRENGTH OF	OPP. STRENGTH	TEAM	ADJ.	CONF.	ADJ CONF.
Average RPI Loss:	106	RECORD	PCT. RANK	GAMES	SCHEDULE	OF SCHEDULE	RPI	RPI	RPI	RPI
DIV. I ONLY	11- 12	187	5- 5	128	127	164	164	13	13	
DIV. I NON-CONF.	5- 6	187	0- 0	91	100	139	139	11	11	

TOTALS	RPI 1-25	RPI 26-50	W-L RECORDS	RPI 51-100	RPI 101-999	RPI 201+				
11- 12	0- 1	0- 3	OVERALL	0- 3	11- 5	6- 2				
7- 5	0- 1	0- 1	HOME	0- 2	7- 1	4- 1				
3- 7	0- 0	0- 2	AWAY	0- 1	3- 4	2- 1				
1- 0	0- 0	0- 0	NEUTRAL	0- 0	1- 0	0- 0				
5- 6	0- 1	0- 1	NON-CONFERENCE	0- 2	5- 2	2- 0				
3- 2	0- 1	0- 0	HOME	0- 1	3- 0	1- 0				
1- 4	0- 0	0- 1	AWAY	0- 1	1- 2	1- 0				
1- 0	0- 0	0- 0	NEUTRAL	0- 0	1- 0	0- 0				
6- 6	0- 0	0- 2	CONFERENCE	0- 1	6- 3	4- 2				
4- 3	0- 0	0- 1	HOME	0- 1	4- 1	3- 1				
2- 3	0- 0	0- 1	AWAY	0- 0	2- 2	1- 1				
0- 0	0- 0	0- 0	NEUTRAL	0- 0	0- 0	0- 0				

RPI 1-25				RPI 26-50				RPI 51-100				RPI 101+ Team's RPI: 164			
RPI	S	Opponent	Score	RPI	S	Opponent	Score	RPI	S	Opponent	Score	RPI	S	Opponent	Score
12	H	Stanford	66 86	31	A	Northern Colo.	60 73	66	A	UC Davis	55 72	116	A	BYU	66 70
				41	A	Gonzaga	47 74	78	H	Saint Mary's (CA)	59 73	139	H	Fresno St.	70 62
				41	H	Gonzaga	57 81	83	H	Washington St.	70 74	149	A	Paci fic	81 71
												151	N	Robert Morris	57 45
												152	A	Cal Poly	83 88
												152	H	Cal Poly	83 71
												159	H	Loyol a Marymount	78 60
												197	A	UT Arlington	54 56
												213	H	San Diego	54 60
												236	A	Pepperdi ne	92 95
												236	H	Pepperdi ne	68 67
												250	A	San Jose St.	87 81
												273	A	Santa Clara	58 54
												273	H	Santa Clara	64 47
												284	H	Sacramento St.	90 76
												311	H	Portl and	84 75

LAST 12 Division I GAMES:															
273	H	Santa Clara	64 47	41	A	Gonzaga	47 74	159	H	Loyol a Marymount	78 60				
78	H	Saint Mary's (CA)	59 73	236	H	Pepperdi ne	68 67	116	A	BYU	66 70				
41	H	Gonzaga	57 81	311	H	Portl and	84 75	213	H	San Diego	54 60				
149	A	Paci fic	81 71												
236	A	Pepperdi ne	92 95												
273	A	Santa Clara	58 54												

Non-Div I Games:

San Francisco

Average RPI Win:	238	WON-LOST	WINNING	LAST 10	STRENGTH OF	OPP. STRENGTH	TEAM	ADJ.	CONF.	ADJ CONF.
Average RPI Loss:	126	RECORD	PCT. RANK	GAMES	SCHEDULE	OF SCHEDULE	RPI	RPI	RPI	RPI
DIV. I ONLY	5- 16	303	2- 8	120	118	250	250	16	16	
DIV. I NON-CONF.	2- 8	290	0- 0	99	134	252	252	14	14	

TOTALS	RPI 1-25	RPI 26-50	W-L RECORDS	RPI 51-100	RPI 101-999	RPI 201+				
5- 16	0- 1	0- 1	OVERALL	1- 5	4- 9	4- 1				
3- 7	0- 0	0- 0	HOME	1- 2	2- 5	2- 1				
2- 8	0- 1	0- 1	AWAY	0- 3	2- 3	2- 0				
0- 1	0- 0	0- 0	NEUTRAL	0- 0	0- 1	0- 0				
2- 8	0- 1	0- 1	NON-CONFERENCE	0- 1	2- 5	2- 0				
1- 4	0- 0	0- 0	HOME	0- 1	1- 3	1- 0				
1- 3	0- 1	0- 1	AWAY	0- 0	1- 1	1- 0				
0- 1	0- 0	0- 0	NEUTRAL	0- 0	0- 1	0- 0				
3- 8	0- 0	0- 0	CONFERENCE	1- 4	2- 4	2- 1				
2- 3	0- 0	0- 0	HOME	1- 1	1- 2	1- 1				
1- 5	0- 0	0- 0	AWAY	0- 3	1- 2	1- 0				
0- 0	0- 0	0- 0	NEUTRAL	0- 0	0- 0	0- 0				

RPI 1-25				RPI 26-50				RPI 51-100				RPI 101+ Team's RPI: 250			
RPI	S	Opponent	Score	RPI	S	Opponent	Score	RPI	S	Opponent	Score	RPI	S	Opponent	Score
8	A	UCLA	69 129	49	A	Oregon St.	62 110	57	H	Nebraska	55 81	118	A	Colorado St.	48 63
								77	A	Wyoming	46 58	149	A	Pacific	97 106
								82	A	New Mexico	62 92	153	H	Portland St.	78 90
								82	H	New Mexico	95 86	164	H	San Francisco	81 87
								92	A	UNLV	60 79	174	H	Boise St.	80 112
								92	H	UNLV	53 80	181	N	Hampton	73 81
												184	H	CSUN	59 76
												187	A	Nevada	63 91
												239	H	CSU Bakersfield	67 57
												253	H	San Diego St.	65 75
												273	A	Santa Clara	71 66
												292	H	Utah St.	79 66
												306	A	Air Force	75 74

LAST 12 Division I GAMES:															
				82	A	New Mexico	62 92	253	H	San Diego St.	65 75				
				92	H	UNLV	53 80	82	H	New Mexico	95 86				
				77	A	Wyoming	46 58	92	A	UNLV	60 79				
				174	H	Boise St.	80 112	118	A	Colorado St.	48 63				
				187	A	Nevada	63 91	292	H	Utah St.	79 66				
				306	A	Air Force	75 74	57	H	Nebraska	55 81				

Non-Div I Games: Southern Ore. 89 87

San Jose St.

Average RPI Win:	255	WON-LOST	WINNING	LAST 10	STRENGTH OF	OPP. STRENGTH	TEAM	ADJ.	CONF.	ADJ CONF.
Average RPI Loss:	153	RECORD	PCT. RANK	GAMES	SCHEDULE	OF SCHEDULE	RPI	RPI	RPI	RPI
DIV. I ONLY	6- 16	285	3- 7	244	138	273	273	13	13	
DIV. I NON-CONF.	3- 7	254	0- 0	315	179	297	297	11	11	

TOTALS	RPI 1-25	RPI 26-50	W-L RECORDS	RPI 51-100	RPI 101-999	RPI 201+				
6- 16	0- 0	0- 4	OVERALL	0- 1	6- 11	5- 4				
3- 7	0- 0	0- 3	HOME	0- 0	3- 4	2- 2				
3- 9	0- 0	0- 0	AWAY	0- 0	3- 0	3- 0				
0- 0	0- 0	0- 0	NEUTRAL	0- 0	0- 0	0- 0				
3- 7	0- 0	0- 2	NON-CONFERENCE	0- 0	3- 5	2- 3				
1- 4	0- 0	0- 2	HOME	0- 0	1- 2	0- 2				
2- 3	0- 0	0- 0	AWAY	0- 0	2- 3	2- 1				
0- 0	0- 0	0- 0	NEUTRAL	0- 0	0- 0	0- 0				
3- 9	0- 0	0- 2	CONFERENCE	0- 1	3- 6	3- 1				
2- 3	0- 0	0- 1	HOME	0- 0	2- 2	2- 0				
1- 6	0- 0	0- 1	AWAY	0- 1	1- 4	1- 1				
0- 0	0- 0	0- 0	NEUTRAL	0- 0	0- 0	0- 0				

RPI 1-25				RPI 26-50				RPI 51-100				RPI 101+				Team's RPI: 273	
RPI	S	Opponent	Score	RPI	S	Opponent	Score	RPI	S	Opponent	Score	RPI	S	Opponent	Score		
				36	H	Cal i forn i a	41 79	78	A	Sai nt Mary' s (CA)	46 59	116	A	BYU	47 65		
				41	A	Gonzaga	44 71					149	A	Paci fic	37 55		
				41	H	Gonzaga	51 63					159	H	Loyol a Marymount	51 65		
				50	H	Southern Cal i forn i a	43 64					164	A	San Franci sco	47 64		
												164	H	San Franci sco	54 58		
												187	A	Nevada	41 52		
												192	A	Northwestern	47 57		
												201	H	UC Santa Barbara	68 63		
												213	H	San Diego	59 50		
												236	A	Pepperdi ne	55 56		
												236	H	Pepperdi ne	54 50		
												250	H	San Jose St.	66 71		
												253	A	San Diego St.	48 34		
												280	A	Grand Canyon	38 39		
												299	H	Cal St. Fullerton	69 73		
												311	A	Portl and	50 43		
												317	A	Ill . -Chi cago	45 36		
LAST 12 Division I GAMES:																	
				164	A	San Franci sco	47 64					116	A	BYU	47 65		
				149	A	Paci fic	37 55					78	A	Sai nt Mary' s (CA)	46 59		
				236	H	Pepperdi ne	54 50					311	A	Portl and	50 43		
				213	H	San Diego	59 50					159	H	Loyol a Marymount	51 65		
				41	A	Gonzaga	44 71					41	H	Gonzaga	51 63		
				164	H	San Franci sco	54 58					236	A	Pepperdi ne	55 56		

Non-Div I Games: Menlo 104 61

Santa Clara

Average RPI Win:	332	WON-LOST	WINNING	LAST 10	STRENGTH OF	OPP. STRENGTH	TEAM	ADJ.	CONF.	ADJ CONF.
Average RPI Loss:	213	RECORD	PCT. RANK	GAMES	SCHEDULE	OF SCHEDULE	RPI	RPI	RPI	RPI
DIV. I ONLY	2- 17	330	1- 8	336	256	340	340	31	31	
DIV. I NON-CONF.	1- 9	318	0- 2	278	105	312	312	31	31	

TOTALS	RPI 1-25	RPI 26-50	W-L RECORDS	RPI 51-100	RPI 101-999	RPI 201+				
2- 17	0- 1	0- 1	OVERALL	0- 1	2- 14	2- 10				
0- 5	0- 0	0- 0	HOME	0- 0	0- 5	0- 4				
2- 9	0- 1	0- 1	AWAY	0- 1	2- 6	2- 5				
0- 3	0- 0	0- 0	NEUTRAL	0- 0	0- 3	0- 1				
1- 9	0- 1	0- 1	NON-CONFERENCE	0- 1	1- 6	1- 3				
0- 0	0- 0	0- 0	HOME	0- 0	0- 0	0- 0				
1- 6	0- 1	0- 1	AWAY	0- 1	1- 3	1- 2				
0- 3	0- 0	0- 0	NEUTRAL	0- 0	0- 3	0- 1				
1- 8	0- 0	0- 0	CONFERENCE	0- 0	1- 8	1- 7				
0- 5	0- 0	0- 0	HOME	0- 0	0- 5	0- 4				
1- 3	0- 0	0- 0	AWAY	0- 0	1- 3	1- 3				
0- 0	0- 0	0- 0	NEUTRAL	0- 0	0- 0	0- 0				

RPI 1-25				RPI 26-50				RPI 51-100				RPI 101+				Team's RPI: 340
RPI	S	Opponent	Score	RPI	S	Opponent	Score	RPI	S	Opponent	Score	RPI	S	Opponent	Score	
21	A	South Carolina	38 99	49	A	Oregon St.	36 84	98	A	Jacksonville	46 74	172	N	Florida	40 90	
												181	H	Hampton	53 81	
												185	A	Wisconsin	24 82	
												188	N	Providence	48 78	
												207	A	East Carolina	37 103	
												211	N	Richmond	63 100	
												218	H	Norfolk St.	58 78	
												241	H	Howard	59 87	
												274	A	Morgan St.	67 73	
												300	A	Coppin St.	57 66	
												305	H	UMES	56 68	
												320	A	Alabama St.	61 81	
												321	A	Ga. Southern	71 67	
												322	H	South Carolina St.	60 71	
												328	A	Delaware St.	79 93	
												342	A	Florida A&M	65 47	

LAST 12 Division I GAMES:																
322	H	South Carolina St.	60 71	305	H	UMES	56 68									
342	A	Florida A&M	65 47	274	A	Morgan St.	67 73									
328	A	Delaware St.	79 93	300	A	Coppin St.	57 66									
218	H	Norfolk St.	58 78	98	A	Jacksonville	46 74									
181	H	Hampton	53 81	207	A	East Carolina	37 103									
241	H	Howard	59 87	21	A	South Carolina	38 99									

Non-Div I Games: LaGrange 86 44 Allen 79 41

Savannah St.

Average RPI Win:	242	WON-LOST	WINNING	LAST 10	STRENGTH OF	OPP. STRENGTH	TEAM	ADJ.	CONF.	ADJ CONF.
Average RPI Loss:	174	RECORD	PCT. RANK	GAMES	SCHEDULE	OF SCHEDULE	RPI	RPI	RPI	RPI
DIV. I ONLY	11- 11	173	5- 5	238	283	204	204	30	30	
DIV. I NON-CONF.	6- 9	214	1- 4	162	230	214	214	30	30	

TOTALS	RPI 1-25	RPI 26-50	W-L RECORDS	RPI 51-100	RPI 101-999	RPI 201+				
11- 11	0- 0	0- 1	OVERALL	0- 1	11- 9	8- 3				
4- 6	0- 0	0- 0	HOME	0- 1	4- 5	3- 1				
7- 5	0- 0	0- 1	AWAY	0- 0	7- 4	5- 2				
0- 0	0- 0	0- 0	NEUTRAL	0- 0	0- 0	0- 0				
6- 9	0- 0	0- 1	NON-CONFERENCE	0- 1	6- 7	3- 1				
2- 6	0- 0	0- 0	HOME	0- 1	2- 5	1- 1				
4- 3	0- 0	0- 1	AWAY	0- 0	4- 2	2- 0				
0- 0	0- 0	0- 0	NEUTRAL	0- 0	0- 0	0- 0				
5- 2	0- 0	0- 0	CONFERENCE	0- 0	5- 2	5- 2				
2- 0	0- 0	0- 0	HOME	0- 0	2- 0	2- 0				
3- 2	0- 0	0- 0	AWAY	0- 0	3- 2	3- 2				
0- 0	0- 0	0- 0	NEUTRAL	0- 0	0- 0	0- 0				

RPI	S	Opponent	Score	RPI	S	Opponent	Score	RPI	S	Opponent	Score	RPI	S	Opponent	Score
36	A	Cal i forni a	67 87	66	H	UC Davi s	53 79	149	H	Paci fi c	73 85	153	H	Portl and St.	91 77
								162	A	I daho	68 60	169	A	Washi ngton	76 84
								171	H	I daho St.	69 74	179	H	UC I rvi ne	79 84
								184	A	CSUN	62 67	187	H	Nevada	65 74
								201	A	UC Santa Barbara	77 71	213	H	San Di ego	80 73
								227	A	Montana	78 64	236	A	Pepperdi ne	65 62
								237	H	New Mexico St.	69 59	239	A	CSU Bakersfi eld	68 75
								255	H	Hawai i	58 73	259	A	UMKC	62 58
								280	A	Grand Canyon	63 74	309	A	Utah Valley	77 75
								323	H	UTRGV	64 56	343	A	Chi cago St.	63 56

LAST 12 Divi sion I GAMES:															
309	A	Utah Valley	77 75	280	A	Grand Canyon	63 74								
239	A	CSU Bakersfi eld	68 75	184	A	CSUN	62 67								
323	H	UTRGV	64 56	179	H	UC I rvi ne	79 84								
237	H	New Mexico St.	69 59	169	A	Washi ngton	76 84								
259	A	UMKC	62 58	149	H	Paci fi c	73 85								
343	A	Chi cago St.	63 56	162	A	I daho	68 60								

Non-Div I Games:

Seattle U

Average RPI Win:	191	WON-LOST	WINNING	LAST 10	STRENGTH OF	OPP. STRENGTH	TEAM	ADJ.	CONF.	ADJ CONF.
Average RPI Loss:	36	RECORD	PCT. RANK	GAMES	SCHEDULE	OF SCHEDULE	RPI	RPI	RPI	RPI
DIV. I ONLY	15- 9	109	7- 3	111	63	93	93	6	6	
DIV. I NON-CONF.	8- 3	65	0- 0	143	163	92	92	6	6	

TOTALS	RPI 1-25	RPI 26-50	W-L RECORDS	RPI 51-100	RPI 101-999	RPI 201+				
15- 9	0- 3	0- 5	OVERALL	2- 1	13- 0	6- 0				
11- 4	0- 1	0- 3	HOME	2- 0	9- 0	5- 0				
4- 5	0- 2	0- 2	AWAY	0- 1	4- 0	1- 0				
0- 0	0- 0	0- 0	NEUTRAL	0- 0	0- 0	0- 0				
8- 3	0- 2	0- 1	NON-CONFERENCE	0- 0	8- 0	4- 0				
6- 2	0- 1	0- 1	HOME	0- 0	6- 0	4- 0				
2- 1	0- 1	0- 0	AWAY	0- 0	2- 0	0- 0				
0- 0	0- 0	0- 0	NEUTRAL	0- 0	0- 0	0- 0				
7- 6	0- 1	0- 4	CONFERENCE	2- 1	5- 0	2- 0				
5- 2	0- 0	0- 2	HOME	2- 0	3- 0	1- 0				
2- 4	0- 1	0- 2	AWAY	0- 1	2- 0	1- 0				
0- 0	0- 0	0- 0	NEUTRAL	0- 0	0- 0	0- 0				

RPI 1-25				RPI 26-50				RPI 51-100				RPI 101+			
RPI	S	Opponent	Score	RPI	S	Opponent	Score	RPI	S	Opponent	Score	RPI	S	Opponent	Score
8	H	UCLA	68 77	26	H	Villanova	59 67	58	H	St. John's (NY)	62 57	104	A	Wake Forest	67 57
14	A	Rutgers	45 70	32	A	Marquette	84 97	96	A	Butler	48 66	124	H	Georgetown	70 65
25	A	DePaul	66 89	39	A	Creighton	64 81	96	H	Butler	75 64	170	H	Marist	85 60
				39	H	Creighton	51 68					175	H	Jacksonville St.	73 54
				45	H	Princeton	83 85					188	A	Providence	65 56
												188	H	Providence	65 56
												196	A	Boston College	73 53
												209	A	Xavier	62 51
												209	H	Xavier	58 53
												256	H	Fairfield	80 61
												269	H	Rider	85 49
												275	H	St. Francis Brooklyn	84 50
												344	H	Saint Peter's	91 49

LAST 12 Division I GAMES:															
				96	H	Butler	75 64	26	H	Villanova	59 67				
				209	H	Xavier	58 53	209	A	Xavier	62 51				
				39	A	Creighton	64 81	96	A	Butler	48 66				
				188	A	Providence	65 56	188	H	Providence	65 56				
				58	H	St. John's (NY)	62 57	39	H	Creighton	51 68				
				124	H	Georgetown	70 65	32	A	Marquette	84 97				

Non-Div I Games:

Seton Hall

Average RPI Win:	272	WON-LOST	WINNING	LAST 10	STRENGTH OF	OPP. STRENGTH	TEAM	ADJ.	CONF.	ADJ CONF.
Average RPI Loss:	129	RECORD	PCT. RANK	GAMES	SCHEDULE	OF SCHEDULE	RPI	RPI	RPI	RPI
DIV. I ONLY	13- 11	150	6- 4	279	218	199	199	28	28	
DIV. I NON-CONF.	5- 6	187	0- 0	115	120	145	145	26	26	

TOTALS	RPI 1-25	RPI 26-50	W-L RECORDS	RPI 51-100	RPI 101-999	RPI 201+				
13- 11	0- 1	0- 1	OVERALL	0- 4	13- 5	12- 3				
8- 3	0- 0	0- 1	HOME	0- 1	8- 1	7- 1				
5- 8	0- 1	0- 0	AWAY	0- 3	5- 4	5- 2				
0- 0	0- 0	0- 0	NEUTRAL	0- 0	0- 0	0- 0				
5- 6	0- 1	0- 1	NON-CONFERENCE	0- 3	5- 1	5- 0				
3- 2	0- 0	0- 1	HOME	0- 1	3- 0	3- 0				
2- 4	0- 1	0- 0	AWAY	0- 2	2- 1	2- 0				
0- 0	0- 0	0- 0	NEUTRAL	0- 0	0- 0	0- 0				
8- 5	0- 0	0- 0	CONFERENCE	0- 1	8- 4	7- 3				
5- 1	0- 0	0- 0	HOME	0- 0	5- 1	4- 1				
3- 4	0- 0	0- 0	AWAY	0- 1	3- 3	3- 2				
0- 0	0- 0	0- 0	NEUTRAL	0- 0	0- 0	0- 0				

RPI 1-25				RPI 26-50				RPI 51-100				RPI 101+ Team's RPI: 199			
RPI	S	Opponent	Score	RPI	S	Opponent	Score	RPI	S	Opponent	Score	RPI	S	Opponent	Score
14	A	Rutgers	47 59	38	H	FGCU	50 63	61	A	Qui nni pi ac	54 68	157	A	Hartford	62 71
								71	A	Harvard	67 75	170	A	Marist	54 73
								74	H	Al bany (NY)	63 78	170	H	Marist	58 53
								79	A	Penn St.	72 86	230	A	Ni agara	50 65
												230	H	Ni agara	68 73
												234	A	Hofstra	70 60
												238	H	St. Bonaventure	70 62
												241	H	Howard	72 61
												252	H	Manhattan	56 51
												256	H	Fai rfi el d	51 40
												269	A	Ri der	71 67
												276	A	Col gate	73 70
												285	H	Sacred Heart	62 57
												296	A	Can i si us	57 65
												298	H	Monmouth	44 41
												338	A	I ona	70 48
												338	H	I ona	64 51
												344	A	Saint Peter's	62 59

LAST 12 Di vi si on I GAMES:															
298	H	Monmouth	44 41	170	H	Marist	58 53								
170	A	Marist	54 73	230	A	Ni agara	50 65								
344	A	Saint Peter's	62 59	296	A	Can i si us	57 65								
252	H	Manhattan	56 51	230	H	Ni agara	68 73								
256	H	Fairfield	51 40	338	H	I ona	64 51								
338	A	I ona	70 48	269	A	Ri der	71 67								

Non-Di v I Games:

Siena

Average RPI Win: 225	WON-LOST RECORD	WINNING PCT. RANK	LAST 10 GAMES	STRENGTH OF SCHEDULE	OPP. STRENGTH OF SCHEDULE	TEAM RPI	ADJ. RPI	CONF. RPI	ADJ CONF. RPI
Average RPI Loss: 108									
DIV. I ONLY	14- 6	67	8- 2	185	213	102	102	23	23
DIV. I NON-CONF.	6- 4	122	1- 1	55	166	73	73	23	23

TOTALS	RPI 1-25	RPI 26-50	W-L RECORDS	RPI 51-100	RPI 101-999	RPI 201+			
14- 6	0- 1	0- 0	OVERALL	0- 2	14- 3	7- 0			
8- 2	0- 0	0- 0	HOME	0- 2	8- 0	5- 0			
6- 4	0- 1	0- 0	AWAY	0- 0	6- 3	2- 0			
0- 0	0- 0	0- 0	NEUTRAL	0- 0	0- 0	0- 0			
6- 4	0- 1	0- 0	NON-CONFERENCE	0- 2	6- 1	2- 0			
3- 2	0- 0	0- 0	HOME	0- 2	3- 0	1- 0			
3- 2	0- 1	0- 0	AWAY	0- 0	3- 1	1- 0			
0- 0	0- 0	0- 0	NEUTRAL	0- 0	0- 0	0- 0			
8- 2	0- 0	0- 0	CONFERENCE	0- 0	8- 2	5- 0			
5- 0	0- 0	0- 0	HOME	0- 0	5- 0	4- 0			
3- 2	0- 0	0- 0	AWAY	0- 0	3- 2	1- 0			
0- 0	0- 0	0- 0	NEUTRAL	0- 0	0- 0	0- 0			

RPI 1-25				RPI 26-50				RPI 51-100				RPI 101+ Team's RPI: 102			
RPI	S	Opponent	Score	RPI	S	Opponent	Score	RPI	S	Opponent	Score	RPI	S	Opponent	Score
19	A	NC State	50 71					72	H	UAB	66 78	101	A	North Carolina	85 84
								98	H	Jacksonville	58 60	120	A	Ole Miss	59 66
												125	H	Central Ark.	64 43
												148	A	Texas St.	63 78
												150	A	Louisiana	72 57
												163	A	Southern Miss.	78 57
												165	H	Southern U.	69 65
												193	A	Troy	71 82
												193	H	Troy	79 68
												197	A	UT Arlington	76 63
												221	H	New Orleans	67 45
												270	H	Appalachian St.	54 52
												279	H	Coastal Caro.	68 62
												315	H	Georgia St.	88 52
												320	A	Alabama St.	59 47
												321	H	Ga. Southern	79 52
												333	A	La.-Monroe	67 60

LAST 12 Division I GAMES:															
193	A	Troy	71 82	197	A	UT Arlington	76 63								
333	A	La.-Monroe	67 60	148	A	Texas St.	63 78								
150	A	Louisiana	72 57	321	H	Ga. Southern	79 52								
270	H	Appalachian St.	54 52	315	H	Georgia St.	88 52								
279	H	Coastal Caro.	68 62	72	H	UAB	66 78								
193	H	Troy	79 68	125	H	Central Ark.	64 43								

Non-Div I Games: Ga. Southwestern 73 42

South Ala.

Average RPI	Win:	140	WON-LOST	WINNING	LAST 10	STRENGTH OF	OPP. STRENGTH	TEAM	ADJ.	CONF.	ADJ CONF.
Average RPI	Loss:	7	RECORD	PCT. RANK	GAMES	SCHEDULE	OF SCHEDULE	RPI	RPI	RPI	RPI
DIV. I ONLY		18- 5		34	6- 4	36	2	21	21	2	2
DIV. I NON-CONF.		11- 2		22	1- 1	118	11	38	38	2	2

TOTALS	RPI 1-25		RPI 26-50		W-L RECORDS	RPI 51-100		RPI 101-999		RPI 201+	
18- 5	5- 5		0- 0		OVERALL	2- 0		11- 0		5- 0	
10- 2	3- 2		0- 0		HOME	1- 0		6- 0		5- 0	
6- 2	1- 2		0- 0		AWAY	0- 0		5- 0		0- 0	
2- 1	1- 1		0- 0		NEUTRAL	1- 0		0- 0		0- 0	
11- 2	3- 2		0- 0		NON-CONFERENCE	1- 0		7- 0		5- 0	
6- 1	1- 1		0- 0		HOME	0- 0		5- 0		5- 0	
3- 0	1- 0		0- 0		AWAY	0- 0		2- 0		0- 0	
2- 1	1- 1		0- 0		NEUTRAL	1- 0		0- 0		0- 0	
7- 3	2- 3		0- 0		CONFERENCE	1- 0		4- 0		0- 0	
4- 1	2- 1		0- 0		HOME	1- 0		1- 0		0- 0	
3- 2	0- 2		0- 0		AWAY	0- 0		3- 0		0- 0	
0- 0	0- 0		0- 0		NEUTRAL	0- 0		0- 0		0- 0	

RPI	S	Opponent	Score	RPI	S	Opponent	Score	RPI	S	Opponent	Score	RPI	S	Opponent	Score
1	H	UConn	58 83					58	N	St. John's (NY)	76 58	105	H	Auburn	71 63
2	N	Notre Dame	85 92					88	H	Arkansas	90 42	108	A	Kentucky	81 64
3	A	Mississippi St.	53 67									120	A	Ole Miss	88 62
11	H	Tennessee	70 86									121	A	Vanderbilt	95 82
14	N	Rutgers	78 68									138	A	Clemson	66 36
15	A	Maryland	94 86									177	A	Temple	87 60
16	H	Texas A&M	61 59									260	H	Col. of Charleston	69 43
17	H	Duke	72 52									271	H	Wofford	94 60
18	A	Missouri	74 83									320	H	Alabama St.	99 31
18	H	Missouri	64 54									326	H	Western Caro.	101 43
												340	H	Savannah St.	99 38

LAST 12 Division I GAMES:															
3	A	Mississippi St.	53 67	11	H	Tennessee	70 86								
1	H	UConn	58 83	105	H	Auburn	71 63								
18	H	Missouri	64 54	18	A	Missouri	74 83								
88	H	Arkansas	90 42	120	A	Ole Miss	88 62								
108	A	Kentucky	81 64	16	H	Texas A&M	61 59								
121	A	Vanderbilt	95 82	177	A	Temple	87 60								

Non-Div I Games:

South Carolina

Average RPI Win:	299	WON-LOST	WINNING	LAST 10	STRENGTH OF	OPP. STRENGTH	TEAM	ADJ.	CONF.	ADJ CONF.
Average RPI Loss:	220	RECORD	PCT. RANK	GAMES	SCHEDULE	OF SCHEDULE	RPI	RPI	RPI	RPI
DIV. I ONLY	7- 13	259	4- 6	346	284	322	322	31	31	
DIV. I NON-CONF.	3- 7	254	0- 2	342	193	319	319	31	31	

TOTALS	RPI 1-25	RPI 26-50	W-L RECORDS	RPI 51-100	RPI 101-999	RPI 201+				
7- 13	0- 0	0- 0	OVERALL	0- 2	7- 11	6- 8				
4- 3	0- 0	0- 0	HOME	0- 0	4- 3	3- 3				
3- 10	0- 0	0- 0	AWAY	0- 0	3- 1	3- 1				
0- 0	0- 0	0- 0	NEUTRAL	0- 0	0- 0	0- 0				
3- 7	0- 0	0- 0	NON-CONFERENCE	0- 2	3- 5	3- 3				
1- 1	0- 0	0- 0	HOME	0- 0	1- 1	1- 1				
2- 6	0- 0	0- 0	AWAY	0- 2	2- 4	2- 2				
0- 0	0- 0	0- 0	NEUTRAL	0- 0	0- 0	0- 0				
4- 6	0- 0	0- 0	CONFERENCE	0- 0	4- 6	3- 5				
3- 2	0- 0	0- 0	HOME	0- 0	3- 2	2- 2				
1- 4	0- 0	0- 0	AWAY	0- 0	1- 4	1- 3				
0- 0	0- 0	0- 0	NEUTRAL	0- 0	0- 0	0- 0				

RPI 1-25				RPI 26-50				RPI 51-100				RPI 101+ Team's RPI: 322			
RPI	S	Opponent	Score	RPI	S	Opponent	Score	RPI	S	Opponent	Score	RPI	S	Opponent	Score
								60	A	Mercer	53 74	128	A	Bethune-Cookman	50 68
								62	A	Georgia Tech	40 86	138	A	Clemson	48 56
												180	A	Charlotte	49 64
												181	H	Hampton	78 70
												218	H	Norfolk St.	67 71
												241	H	Howard	58 68
												274	A	Morgan St.	55 65
												295	A	USC Upstate	44 63
												300	A	Coppin St.	39 56
												300	H	Coppin St.	67 65
												301	A	Charleston So.	60 58
												305	H	UMES	54 51
												312	A	Old Dominion	35 52
												321	H	Ga. Southern	58 61
												326	H	Western Caro.	75 45
												328	A	Delaware St.	44 58
												339	A	Winthrop	65 37
												340	A	Savannah St.	71 60

LAST 12 Division I GAMES:															
300	H	Coppin St.	67 65	305	H	UMES	54 51								
340	A	Savannah St.	71 60	241	H	Howard	58 68								
274	A	Morgan St.	55 65	328	A	Delaware St.	44 58								
300	A	Coppin St.	39 56	128	A	Bethune-Cookman	50 68								
181	H	Hampton	78 70	312	A	Old Dominion	35 52								
218	H	Norfolk St.	67 71	180	A	Charlotte	49 64								

Non-Div I Games: Johnson & Wales (NC) 40 Columbia Int'l 82 38

South Carolina St.

Average RPI Win:	203	WON-LOST	WINNING	LAST 10	STRENGTH OF	OPP. STRENGTH	TEAM	ADJ.	CONF.	ADJ CONF.
Average RPI Loss:	96	RECORD	PCT. RANK	GAMES	SCHEDULE	OF SCHEDULE	RPI	RPI	RPI	RPI
DIV. I ONLY	18- 5	34	9- 0	184	130	76	76	14	14	
DIV. I NON-CONF.	7- 5	132	0- 0	211	58	138	138	17	17	
<hr/>										
TOTALS	RPI 1-25	RPI 26-50	W-L RECORDS	RPI 51-100	RPI 101-999	RPI 201+				
18- 5	0- 1	2- 1	OVERALL	0- 0	16- 3	10- 0				
9- 1	0- 0	1- 0	HOME	0- 0	8- 1	5- 0				
8- 2	0- 0	1- 0	AWAY	0- 0	7- 2	4- 0				
1- 2	0- 1	0- 1	NEUTRAL	0- 0	1- 0	1- 0				
7- 5	0- 1	1- 1	NON-CONFERENCE	0- 0	6- 3	4- 0				
4- 1	0- 0	1- 0	HOME	0- 0	3- 1	2- 0				
2- 2	0- 0	0- 0	AWAY	0- 0	2- 2	1- 0				
1- 2	0- 1	0- 1	NEUTRAL	0- 0	1- 0	1- 0				
11- 0	0- 0	1- 0	CONFERENCE	0- 0	10- 0	6- 0				
5- 0	0- 0	0- 0	HOME	0- 0	5- 0	3- 0				
6- 0	0- 0	1- 0	AWAY	0- 0	5- 0	3- 0				
0- 0	0- 0	0- 0	NEUTRAL	0- 0	0- 0	0- 0				

RPI 1-25				RPI 26-50				RPI 51-100 Team's RPI: 76				RPI 101+			
RPI	S	Opponent	Score	RPI	S	Opponent	Score	RPI	S	Opponent	Score	RPI	S	Opponent	Score
11	N	Tennessee	49 69	39	H	Creighton	73 68					107	A	Western Ill.	82 58
				40	A	South Dakota St.	67 61					107	H	Western Ill.	92 81
				43	N	Oklahoma St.	68 76					115	A	Iowa St.	76 81
												123	A	SFA	55 77
												156	H	North Dakota	76 71
												168	A	Wichita St.	62 48
												186	H	Tulsa	61 64
												195	A	Denver	82 60
												195	H	Denver	79 51
												205	A	Oral Roberts	73 68
												231	H	Omaha	70 46
												239	H	CSU Bakersfield	66 50
												242	H	UC Riverside	75 66
												257	N	Indiana St.	71 59
												265	A	North Dakota St.	82 67
												265	H	North Dakota St.	80 54
												313	A	Incarinate Word	81 51
												316	A	Fort Wayne	79 60
												316	H	Fort Wayne	85 43
<hr/>															
LAST 12 Division I GAMES:															
316	A	Fort Wayne	79 60	205	A	Oral Roberts	73 68								
265	H	North Dakota St.	80 54	316	H	Fort Wayne	85 43								
107	H	Western Ill.	92 81	107	A	Western Ill.	82 58								
195	A	Denver	82 60	265	A	North Dakota St.	82 67								
40	A	South Dakota St.	67 61	195	H	Denver	79 51								
231	H	Omaha	70 46	156	H	North Dakota	76 71								

Non-Div I Games: Mt. Marty 87 25 Bellevue 89 32

South Dakota

Average RPI Win:	180	WON-LOST	WINNING	LAST 10	STRENGTH OF	OPP. STRENGTH	TEAM	ADJ.	CONF.	ADJ CONF.
Average RPI Loss:	34	RECORD	PCT. RANK	GAMES	SCHEDULE	OF SCHEDULE	RPI	RPI	RPI	RPI
DIV. I ONLY	18- 5	34	8- 1	94	83	40	40	14	14	
DIV. I NON-CONF.	10- 4	73	1- 1	50	8	29	29	17	17	
TOTALS	RPI 1-25	RPI 26-50	W-L RECORDS	RPI 51-100	RPI 101-999	RPI 201+				
18- 5	1- 2	1- 2	OVERALL	2- 1	14- 0	7- 0				
10- 2	0- 1	1- 0	HOME	0- 1	9- 0	4- 0				
6- 3	0- 1	0- 2	AWAY	2- 0	4- 0	3- 0				
2- 0	1- 0	0- 0	NEUTRAL	0- 0	1- 0	0- 0				
10- 4	1- 2	1- 2	NON-CONFERENCE	2- 0	6- 0	1- 0				
6- 1	0- 1	1- 0	HOME	0- 0	5- 0	1- 0				
2- 3	0- 1	0- 2	AWAY	2- 0	0- 0	0- 0				
2- 0	1- 0	0- 0	NEUTRAL	0- 0	1- 0	0- 0				
8- 1	0- 0	0- 0	CONFERENCE	0- 1	8- 0	6- 0				
4- 1	0- 0	0- 0	HOME	0- 1	4- 0	3- 0				
4- 0	0- 0	0- 0	AWAY	0- 0	4- 0	3- 0				
0- 0	0- 0	0- 0	NEUTRAL	0- 0	0- 0	0- 0				

RPI	S	Opponent	Score	RPI	S	Opponent	Score	Team's RPI: 40	RPI	S	Opponent	Score	RPI	S	Opponent	Score
4	H	Louisville	64 68	30	H	Oklahoma	67 61		76	H	South Dakota	61 67	107	H	Western Ill.	84 48
13	A	Green Bay	41 55	38	A	FGCU	78 87		86	A	Drake	85 78	154	H	UNI	57 47
19	N	NC State	75 67	39	A	Creighton	65 72		94	A	George Washington	97 88	156	H	North Dakota	66 52
													168	H	Wichita St.	96 64
													180	N	Charlotte	71 70
													195	A	Denver	69 58
													198	H	Bowling Green	76 44
													205	A	Oral Roberts	77 70
													231	A	Omaha	103 54
													231	H	Omaha	89 64
													265	A	North Dakota St.	85 64
													265	H	North Dakota St.	83 63
													316	H	Fort Wayne	105 49
													346	H	NJIT	92 48
LAST 12 Division I GAMES:																
231	A	Omaha	103 54	195	A	Denver	69 58		265	H	North Dakota St.	83 63				
265	A	North Dakota St.	85 64	231	H	Omaha	89 64		38	A	FGCU	78 87				
316	H	Fort Wayne	105 49	168	H	Wichita St.	96 64		86	A	Drake	85 78				
76	H	South Dakota	61 67													
107	H	Western Ill.	84 48													
205	A	Oral Roberts	77 70													

Non-Div I Games: Dakota Wesleyan 76 63

South Dakota St.

Average RPI Win:	142	WON-LOST	WINNING	LAST 10	STRENGTH OF	OPP. STRENGTH	TEAM	ADJ.	CONF.	ADJ CONF.
Average RPI Loss:	52	RECORD	PCT. RANK	GAMES	SCHEDULE	OF SCHEDULE	RPI	RPI	RPI	RPI
DIV. I ONLY	19- 5	29	8- 2	75	13	28	28	8	8	
DIV. I NON-CONF.	10- 3	51	0- 1	86	4	35	35	7	7	

TOTALS	RPI 1-25	RPI 26-50	W-L RECORDS	RPI 51-100	RPI 101-999	RPI 201+				
19- 5	1- 2	2- 1	OVERALL	6- 1	10- 1	4- 0				
9- 1	1- 1	1- 0	HOME	2- 0	5- 0	3- 0				
7- 2	0- 0	0- 1	AWAY	2- 0	5- 1	1- 0				
3- 2	0- 1	1- 0	NEUTRAL	2- 1	0- 0	0- 0				
10- 3	1- 1	1- 1	NON-CONFERENCE	4- 1	4- 0	3- 0				
5- 0	1- 0	0- 0	HOME	1- 0	3- 0	2- 0				
2- 1	0- 0	0- 1	AWAY	1- 0	1- 0	1- 0				
3- 2	0- 1	1- 0	NEUTRAL	2- 1	0- 0	0- 0				
9- 2	0- 1	1- 0	CONFERENCE	2- 0	6- 1	1- 0				
4- 1	0- 1	1- 0	HOME	1- 0	2- 0	1- 0				
5- 1	0- 0	0- 0	AWAY	1- 0	4- 1	0- 0				
0- 0	0- 0	0- 0	NEUTRAL	0- 0	0- 0	0- 0				

RPI 1-25				RPI 26-50				RPI 51-100				RPI 101+			
RPI	S	Opponent	Score	RPI	S	Opponent	Score	RPI	S	Opponent	Score	RPI	S	Opponent	Score
1	H	UConn	49 100	30	A	Oklahoma	74 79	58	N	St. John's (NY)	68 59	137	A	Cincinnati	69 46
2	N	Notre Dame	66 76	44	N	Dayton	93 87	59	N	Michigan St.	73 83	165	H	Southern U.	108 48
24	H	LSU	61 55	47	H	UCF	62 45	83	N	Washington St.	82 45	168	A	Wichita St.	56 64
								94	A	George Washington	83 78	176	A	Memphis	81 62
								96	H	Butler	71 55	177	A	Temple	89 73
								97	A	Tulane	63 53	177	H	Temple	76 60
								97	H	Tulane	75 46	186	A	Tulsa	71 57
												207	H	East Carolina	88 47
												212	H	Arkansas St.	98 55
												294	A	FIU	82 52
												318	H	Houston Baptist	90 43

LAST 12 Division I GAMES:															
207	H	East Carolina	88 47	47	H	UCF	62 45	177	A	Temple	89 73				
97	A	Tulane	63 53	1	H	UConn	49 100								
186	A	Tulsa	71 57	137	A	Cincinnati	69 46								
177	H	Temple	76 60	97	H	Tulane	75 46								
168	A	Wichita St.	56 64	59	N	Michigan St.	73 83								
176	A	Memphis	81 62												

Non-Div I Games:

South Fla.

Average RPI Win:	296	WON-LOST	WINNING	LAST 10	STRENGTH OF	OPP. STRENGTH	TEAM	ADJ.	CONF.	ADJ CONF.
Average RPI Loss:	135	RECORD	PCT. RANK	GAMES	SCHEDULE	OF SCHEDULE	RPI	RPI	RPI	RPI
DIV. I ONLY	9- 13	222	5- 5	169	310	219	219	26	26	
DIV. I NON-CONF.	3- 7	254	0- 0	47	217	182	182	27	27	

TOTALS	RPI 1-25	RPI 26-50	W-L RECORDS	RPI 51-100	RPI 101-999	RPI 201+				
9- 13	0- 1	0- 1	OVERALL	0- 1	9- 10	8- 3				
5- 4	0- 0	0- 0	HOME	0- 1	5- 3	5- 2				
3- 9	0- 0	0- 0	AWAY	0- 0	3- 1	3- 0				
1- 0	0- 0	0- 0	NEUTRAL	0- 0	1- 0	0- 0				
3- 7	0- 1	0- 1	NON-CONFERENCE	0- 0	3- 5	2- 0				
2- 1	0- 0	0- 0	HOME	0- 0	2- 1	2- 0				
0- 6	0- 1	0- 1	AWAY	0- 0	0- 4	0- 0				
1- 0	0- 0	0- 0	NEUTRAL	0- 0	1- 0	0- 0				
6- 6	0- 0	0- 0	CONFERENCE	0- 1	6- 5	6- 3				
3- 3	0- 0	0- 0	HOME	0- 1	3- 2	3- 2				
3- 3	0- 0	0- 0	AWAY	0- 0	3- 3	3- 1				
0- 0	0- 0	0- 0	NEUTRAL	0- 0	0- 0	0- 0				

RPI 1-25				RPI 26-50				RPI 51-100				RPI 101+ Team's RPI: 219			
RPI	S	Opponent	Score	RPI	S	Opponent	Score	RPI	S	Opponent	Score	RPI	S	Opponent	Score
4	A	Louisville	40 80	42	A	Ball St.	56 69	69	H	Belmont	57 67	107	A	Western Ill.	59 87
												111	A	George Mason	38 57
												129	N	Saint Francis (PA)	82 50
												137	A	Cincinnati	52 65
												142	A	SIUE	57 65
												144	H	Southern Ill.	74 79
												146	A	Kansas	50 51
												175	A	Jacksonville St.	48 55
												216	H	Morehead St.	56 59
												229	A	Austin Peay	65 66
												229	H	Austin Peay	50 61
												246	H	Bradley	57 53
												307	A	Murray St.	85 74
												307	H	Murray St.	80 70
												314	H	Eastern Ky.	69 55
												329	A	Tennessee Tech	70 66
												336	H	Tennessee St.	71 66
												345	A	Eastern Ill.	77 54
												348	H	Evansville	74 65

LAST 12 Division I GAMES:															
229	H	Austin Peay	50 61	314	H	Eastern Ky.	69 55								
307	H	Murray St.	80 70	216	H	Morehead St.	56 59								
175	A	Jacksonville St.	48 55	229	A	Austin Peay	65 66								
329	A	Tennessee Tech	70 66	307	A	Murray St.	85 74								
345	A	Eastern Ill.	77 54	336	H	Tennessee St.	71 66								
142	A	SIUE	57 65	69	H	Belmont	57 67								

Non-Div I Games: Evangel 72 60 Missouri Valley 69 34

Southeast Mo. St.

Average RPI Win:	241	WON-LOST	WINNING	LAST 10	STRENGTH OF	OPP. STRENGTH	TEAM	ADJ.	CONF.	ADJ CONF.
Average RPI Loss:	181	RECORD	PCT. RANK	GAMES	SCHEDULE	OF SCHEDULE	RPI	RPI	RPI	RPI
DIV. I ONLY	6- 17	292	5- 5	261	266	286	286	25	25	
DIV. I NON-CONF.	1- 10	327	0- 0	174	207	292	292	25	25	

TOTALS	RPI 1-25	RPI 26-50	W-L RECORDS	RPI 51-100	RPI 101-999	RPI 201+				
6- 17	0- 1	0- 0	OVERALL	0- 1	6- 15	4- 8				
3- 6	0- 0	0- 0	HOME	0- 0	3- 6	2- 4				
3- 10	0- 1	0- 0	AWAY	0- 1	3- 8	2- 4				
0- 1	0- 0	0- 0	NEUTRAL	0- 0	0- 1	0- 0				
1- 10	0- 1	0- 0	NON-CONFERENCE	0- 1	1- 8	0- 4				
0- 3	0- 0	0- 0	HOME	0- 0	0- 3	0- 2				
1- 6	0- 1	0- 0	AWAY	0- 1	1- 4	0- 2				
0- 1	0- 0	0- 0	NEUTRAL	0- 0	0- 1	0- 0				
5- 7	0- 0	0- 0	CONFERENCE	0- 0	5- 7	4- 4				
3- 3	0- 0	0- 0	HOME	0- 0	3- 3	2- 2				
2- 4	0- 0	0- 0	AWAY	0- 0	2- 4	2- 2				
0- 0	0- 0	0- 0	NEUTRAL	0- 0	0- 0	0- 0				

RPI 1-25				RPI 26-50				RPI 51-100				RPI 101+ Team's RPI: 286			
RPI	S	Opponent	Score	RPI	S	Opponent	Score	RPI	S	Opponent	Score	RPI	S	Opponent	Score
24	A	LSU	56 84					63	A	TCU	62 112	105	A	Auburn	46 80
												109	H	Lamar University	58 75
												123	A	SFA	67 79
												125	A	Central Ark.	47 63
												125	H	Central Ark.	78 70
												128	A	Bethune-Cookman	60 58
												136	N	Kent St.	60 81
												137	A	Cincinnati	43 82
												150	H	Louisiana	56 68
												214	A	Abilene Christian	80 86
												222	A	Akron	54 66
												243	A	Grambling	52 61
												244	A	Nicholls St.	66 57
												258	A	A&M-Corpus Christi	52 56
												261	H	McNeese	65 77
												277	H	Alcorn	77 84
												304	H	Alabama A&M	74 76
												313	H	Incarnate Word	65 54
												318	A	Houston Baptist	76 61
												319	H	Northwestern St.	71 65
												332	H	Sam Houston St.	52 57
LAST 12 Division I GAMES:															
313	H	Incarnate Word	65 54	318	A	Houston Baptist	76 61	261	H	McNeese	65 77				
125	H	Central Ark.	78 70					109	H	Lamar University	58 75				
258	A	A&M-Corpus Christi	52 56					214	A	Abilene Christian	80 86				
244	A	Nicholls St.	66 57					125	A	Central Ark.	47 63				
332	H	Sam Houston St.	52 57					123	A	SFA	67 79				
319	H	Northwestern St.	71 65												

Non-Div I Games:

Southeastern La.

■ Loss,
 ■ Non-Conf,
 ■ S Site,
 ■ Home
 ■ Away
 ■ Neutral

Average RPI	Win:	178	WON-LOST	WINNING	LAST 10	STRENGTH OF	OPP. STRENGTH	TEAM	ADJ.	CONF.	ADJ CONF.
Average RPI	Loss:	17	RECORD	PCT. RANK	GAMES	SCHEDULE	OF SCHEDULE	RPI	RPI	RPI	RPI
DIV. I ONLY		15- 8		86	5- 5	58	47	50	50	4	4
DIV. I NON-CONF.		10- 1		15	0- 0	194	255	50	50	3	3

TOTALS	RPI 1-25		RPI 26-50		W-L RECORDS	RPI 51-100		RPI 101-999		RPI 201+	
15- 8	0- 6		2- 2		OVERALL	2- 0		11- 0		6- 0	
3- 5	0- 4		1- 1		HOME	0- 0		2- 0		2- 0	
9- 3	0- 2		0- 1		AWAY	2- 0		7- 0		4- 0	
3- 0	0- 0		1- 0		NEUTRAL	0- 0		2- 0		0- 0	
10- 1	0- 1		1- 0		NON-CONFERENCE	0- 0		9- 0		6- 0	
2- 1	0- 1		0- 0		HOME	0- 0		2- 0		2- 0	
5- 0	0- 0		0- 0		AWAY	0- 0		5- 0		4- 0	
3- 0	0- 0		1- 0		NEUTRAL	0- 0		2- 0		0- 0	
5- 7	0- 5		1- 2		CONFERENCE	2- 0		2- 0		0- 0	
1- 4	0- 3		1- 1		HOME	0- 0		0- 0		0- 0	
4- 3	0- 2		0- 1		AWAY	2- 0		2- 0		0- 0	
0- 0	0- 0		0- 0		NEUTRAL	0- 0		0- 0		0- 0	

RPI 1-25				RPI 26-50				Team's RPI: 50				RPI 51-100				RPI 101+			
RPI	S	Opponent	Score	RPI	S	Opponent	Score	RPI	S	Opponent	Score	RPI	S	Opponent	Score	RPI	S	Opponent	Score
7	H	Oregon	66 70	34	N	Purdue	58 46	83	A	Washington St.	73 72	131	N	Middle Tenn.	72 57				
8	A	UCLA	46 59	36	A	Cal i forni a	64 76	85	A	Utah	58 47	135	A	Col orado	86 51				
8	H	UCLA	70 84	36	H	Cal i forni a	59 62					159	A	Loyol a Marymount	80 70				
12	A	Stanford	65 72	49	H	Oregon St.	65 61					169	A	Washi ngton	72 61				
12	H	Stanford	55 59									170	N	Mari st	78 57				
16	H	Texas A&M	74 75									220	H	Montana St.	98 47				
LAST 12 Division I GAMES:																			
8	H	UCLA	70 84	85	A	Utah	58 47												
8	A	UCLA	46 59	135	A	Col orado	86 51												
169	A	Washi ngton	72 61	49	H	Oregon St.	65 61												
83	A	Washi ngton St.	73 72	7	H	Oregon	66 70												
36	H	Cal i forni a	59 62	12	A	Stanford	65 72												
12	H	Stanford	55 59	36	A	Cal i forni a	64 76												

Non-Di v I Games:

Southern Cal i forni a

Southern RPI:				Through Games Of Feb. 7, 2018							
Average RPI	Win:	Loss:	WON-LOST RECORD	WINNING PCT. RANK	LAST 10 GAMES	STRENGTH OF SCHEDULE	OPP. STRENGTH OF SCHEDULE	TEAM RPI	ADJ. RPI	CONF. RPI	ADJ CONF. RPI
DIV. I ONLY	240		11- 10	158	6- 4	152	226	144	144	24	24
DIV. I NON-CONF.	119		4- 6	214	0- 1	58	231	128	128	22	22

TOTALS	RPI 1-25			RPI 26-50		W-L RECORDS	RPI 51-100	RPI 101-999		RPI 201+	
11- 10	0- 0			0- 1		OVERALL	0- 5	11- 4		8- 2	
5- 3	0- 0			0- 1		HOME	0- 1	5- 1		3- 0	
6- 5	0- 0			0- 0		AWAY	0- 0	6- 1		5- 1	
0- 2	0- 0			0- 0		NEUTRAL	0- 2	0- 0		0- 0	
4- 6	0- 0			0- 1		NON-CONFERENCE	0- 3	4- 2		3- 1	
1- 2	0- 0			0- 1		HOME	0- 0	1- 1		1- 0	
3- 2	0- 0			0- 0		AWAY	0- 1	3- 1		2- 1	
0- 2	0- 0			0- 0		NEUTRAL	0- 2	0- 0		0- 0	
7- 4	0- 0			0- 0		CONFERENCE	0- 2	7- 2		5- 1	
4- 1	0- 0			0- 0		HOME	0- 1	4- 0		2- 0	
3- 3	0- 0			0- 0		AWAY	0- 1	3- 2		3- 1	
0- 0	0- 0			0- 0		NEUTRAL	0- 0	0- 0		0- 0	

RPI 1-25				RPI 26-50				RPI 51-100				RPI 101+				Team's RPI: 144	
RPI	S	Opponent	Score	RPI	S	Opponent	Score	RPI	S	Opponent	Score	RPI	S	Opponent	Score		
				46	H	Western Ky.	49 75	51	N	Miami (FL)	65 75	118	H	Missouri St.	71 69		
								72	A	UAB	66 76	142	H	SIUE	53 57		
								74	N	Albany (NY)	57 68	154	A	UNI	63 71		
								86	A	Drake	73 84	154	H	UNI	60 53		
								86	H	Drake	64 75	176	A	Memphis	68 56		
												210	H	UT Martin	84 72		
												216	A	Morehead St.	81 85		
												219	A	Southeast Mo. St.	79 74		
												246	A	Bradley	63 62		
												257	A	Indiana St.	64 45		
												267	A	Illinois St.	46 49		
												290	H	Valparaiso	74 63		
												297	H	Loyola Chicago	62 46		
												330	A	Marshall	64 59		
												348	A	Evansville	74 62		
LAST 12 Division I GAMES:																	
				154	A	UNI	63 71	246	A	Bradley	63 62						
				86	A	Drake	73 84	86	H	Drake	64 75						
				118	H	Missouri St.	71 69	154	H	UNI	60 53						
				290	H	Valparaiso	74 63	257	A	Indiana St.	64 45						
				297	H	Loyola Chicago	62 46	348	A	Evansville	74 62						
				267	A	Illinois St.	46 49	51	N	Miami (FL)	65 75						

Non-Div I Games:	Martin Methodist	60	50
------------------	------------------	----	----

Southern Ill.

Loss, Non-Conf, S Site, H Home A Away N Neutral

Average RPI	Win: 245	WON-LOST	WINNING	LAST 10	STRENGTH OF	OPP. STRENGTH	TEAM	ADJ.	CONF.	ADJ CONF.
Average RPI	Loss: 108	RECORD	PCT. RANK	GAMES	SCHEDULE	OF SCHEDULE	RPI	RPI	RPI	RPI
DIV. I ONLY	11- 9	143	5- 4	220	143	163	163	18	18	
DIV. I NON-CONF.	6- 5	153	0- 2	300	80	217	217	19	19	

TOTALS	RPI 1-25	RPI 26-50	W-L RECORDS	RPI 51-100	RPI 101-999	RPI 201+				
11- 9	0- 1	0- 1	OVERALL	2- 1	9- 6	7- 0				
8- 2	0- 0	0- 0	HOME	1- 0	7- 2	6- 0				
3- 7	0- 1	0- 1	AWAY	1- 1	2- 4	1- 0				
0- 0	0- 0	0- 0	NEUTRAL	0- 0	0- 0	0- 0				
6- 5	0- 1	0- 0	NON-CONFERENCE	1- 1	5- 3	5- 0				
5- 1	0- 0	0- 0	HOME	1- 0	4- 1	4- 0				
1- 4	0- 1	0- 0	AWAY	0- 1	1- 2	1- 0				
0- 0	0- 0	0- 0	NEUTRAL	0- 0	0- 0	0- 0				
5- 4	0- 0	0- 1	CONFERENCE	1- 0	4- 3	2- 0				
3- 1	0- 0	0- 0	HOME	0- 0	3- 1	2- 0				
2- 3	0- 0	0- 1	AWAY	1- 0	1- 2	0- 0				
0- 0	0- 0	0- 0	NEUTRAL	0- 0	0- 0	0- 0				

RPI 1-25				RPI 26-50				RPI 51-100				RPI 101+				Team's RPI: 163
RPI	S	Opponent	Score	RPI	S	Opponent	Score	RPI	S	Opponent	Score	RPI	S	Opponent	Score	
3	A	Mississippi St.	56 91	46	A	Western Ky.	60 81	62	A	Georgia Tech	44 63	102	H	South Ala.	57 78	
								72	A	UAB	80 63	110	A	Rice	56 62	
								97	H	Tulane	66 58	120	A	Ole Miss	59 68	
												131	A	Middle Tenn.	61 53	
												166	A	Samford	56 61	
												173	H	Louisiana Tech	65 50	
												180	A	Charlotte	56 66	
												180	H	Charlotte	79 85	
												277	H	Alcorn	72 67	
												303	H	UTSA	83 60	
												319	A	Northwestern St.	71 59	
												320	H	Alabama St.	72 35	
												330	H	Marshall	70 61	
												332	H	Sam Houston St.	58 38	
												341	H	Mississippi Val.	84 69	

LAST 12 Division I GAMES:																
330	H	Marshall	70 61	173	H	Louisiana Tech	65 50									
110	A	Rice	56 62	46	A	Western Ky.	60 81									
303	H	UTSA	83 60	180	A	Charlotte	56 66									
180	H	Charlotte	79 85	62	A	Georgia Tech	44 63									
131	A	Middle Tenn.	61 53	166	A	Samford	56 61									
72	A	UAB	80 63	332	H	Sam Houston St.	58 38									

Non-Div I Games: William Carey 82 44 Blue Mountain (MS) 96 46

Southern Miss.

Average RPI Win:	299	WON-LOST	WINNING	LAST 10	STRENGTH OF	OPP. STRENGTH	TEAM	ADJ.	CONF.	ADJ CONF.
Average RPI Loss:	123	RECORD	PCT. RANK	GAMES	SCHEDULE	OF SCHEDULE	RPI	RPI	RPI	RPI
DIV. I ONLY	9- 10	200	8- 2	186	319	165	165	32	32	
DIV. I NON-CONF.	0- 8	337	0- 1	34	26	263	263	32	32	

TOTALS	RPI 1-25	RPI 26-50	W-L RECORDS	RPI 51-100	RPI 101-999	RPI 201+				
9- 10	0- 0	0- 2	OVERALL	0- 2	9- 6	9- 2				
5- 0	0- 0	0- 0	HOME	0- 0	5- 0	5- 0				
4- 9	0- 0	0- 2	AWAY	0- 1	4- 6	4- 2				
0- 1	0- 0	0- 0	NEUTRAL	0- 1	0- 0	0- 0				
0- 8	0- 0	0- 2	NON-CONFERENCE	0- 2	0- 4	0- 0				
0- 0	0- 0	0- 0	HOME	0- 0	0- 0	0- 0				
0- 7	0- 0	0- 2	AWAY	0- 1	0- 4	0- 0				
0- 1	0- 0	0- 0	NEUTRAL	0- 1	0- 0	0- 0				
9- 2	0- 0	0- 0	CONFERENCE	0- 0	9- 2	9- 2				
5- 0	0- 0	0- 0	HOME	0- 0	5- 0	5- 0				
4- 2	0- 0	0- 0	AWAY	0- 0	4- 2	4- 2				
0- 0	0- 0	0- 0	NEUTRAL	0- 0	0- 0	0- 0				

RPI 1-25				RPI 26-50				RPI 51-100				RPI 101+				Team's RPI: 165
RPI	S	Opponent	Score	RPI	S	Opponent	Score	RPI	S	Opponent	Score	RPI	S	Opponent	Score	
				28	A	South Fla.	48 108	65	N	Toledo	76 81	102	A	South Ala.	65 69	
				43	A	Oklahoma St.	66 94	70	A	Indiana	49 64	105	A	Auburn	47 65	
												128	A	Bethune-Cookman	56 68	
												185	A	Wisconsin	74 77	
												243	A	Grambling	71 79	
												243	H	Grambling	63 44	
												249	A	Texas Southern	67 57	
												262	A	Prairie View	62 69	
												277	H	Alcorn	64 56	
												304	H	Alabama A&M	77 62	
												308	A	Jackson St.	68 58	
												308	H	Jackson St.	86 76	
												320	H	Alabama St.	66 58	
												337	A	Ark.-Pine Bluff	71 52	
												341	A	Mississippi Val.	70 54	
LAST 12 Division I GAMES:																
				308	A	Jackson St.	68 58	337	A	Ark.-Pine Bluff	71 52					
				243	A	Grambling	71 79	308	H	Jackson St.	86 76					
				277	H	Alcorn	64 56	243	H	Grambling	63 44					
				304	H	Alabama A&M	77 62	262	A	Prairie View	62 69					
				320	H	Alabama St.	66 58	249	A	Texas Southern	67 57					
				341	A	Mississippi Val.	70 54	65	N	Toledo	76 81					

Non-Div I Games: Mobile 86 54

Southern U.

Average RPI Win:	263	WON-LOST	WINNING	LAST 10	STRENGTH OF	OPP. STRENGTH	TEAM	ADJ.	CONF.	ADJ CONF.
Average RPI Loss:	186	RECORD	PCT. RANK	GAMES	SCHEDULE	OF SCHEDULE	RPI	RPI	RPI	RPI
DIV. I ONLY	3- 19	326	2- 8	132	341	302	302	19	19	
DIV. I NON-CONF.	1- 10	327	0- 1	168	332	333	333	15	15	

TOTALS	RPI 1-25	RPI 26-50	W-L RECORDS	RPI 51-100	RPI 101-999	RPI 201+				
3- 19	0- 1	0- 0	OVERALL	0- 1	3- 17	2- 9				
2- 7	0- 0	0- 0	HOME	0- 1	2- 6	1- 3				
1- 12	0- 1	0- 0	AWAY	0- 0	1- 11	1- 6				
0- 0	0- 0	0- 0	NEUTRAL	0- 0	0- 0	0- 0				
1- 10	0- 1	0- 0	NON-CONFERENCE	0- 1	1- 8	1- 5				
1- 4	0- 0	0- 0	HOME	0- 1	1- 3	1- 1				
0- 6	0- 1	0- 0	AWAY	0- 0	0- 5	0- 4				
0- 0	0- 0	0- 0	NEUTRAL	0- 0	0- 0	0- 0				
2- 9	0- 0	0- 0	CONFERENCE	0- 0	2- 9	1- 4				
1- 3	0- 0	0- 0	HOME	0- 0	1- 3	0- 2				
1- 6	0- 0	0- 0	AWAY	0- 0	1- 6	1- 2				
0- 0	0- 0	0- 0	NEUTRAL	0- 0	0- 0	0- 0				

RPI 1-25				RPI 26-50				RPI 51-100				RPI 101+ Team's RPI: 302			
RPI	S	Opponent	Score	RPI	S	Opponent	Score	RPI	S	Opponent	Score	RPI	S	Opponent	Score
7	A	Oregon	38 98					66	H	UC Davis	59 85	116	A	BYU	67 75
												141	A	Weber St.	50 65
												141	H	Weber St.	64 77
												145	H	Binghamton	66 72
												162	A	Idaho	51 74
												171	A	Idaho St.	39 66
												171	H	Idaho St.	76 70
												179	H	UC Irvine	64 71
												194	A	Eastern Wash.	41 58
												213	A	San Diego	59 72
												220	A	Montana St.	71 91
												220	H	Montana St.	57 63
												227	A	Montana	71 81
												227	H	Montana	65 74
												239	H	CSU Bakersfield	45 46
												280	A	Grand Canyon	54 59
												282	A	Arizona	74 76
												292	H	Utah St.	70 67
												309	A	Utah Valley	61 69
												325	A	Northern Ariz.	60 57

LAST 12 Division I GAMES:															
171	A	Idaho St.	39 66	325	A	Northern Ariz.	60 57	141	H	Weber St.	64 77	171	H	Idaho St.	76 70
141	A	Weber St.	50 65	171	H	Idaho St.	76 70	227	A	Montana	71 81	220	A	Montana St.	71 91
220	H	Montana St.	57 63	227	A	Montana	71 81	282	A	Arizona	74 76				
227	H	Montana	65 74												
194	A	Eastern Wash.	41 58												
162	A	Idaho	51 74												

Non-Div I Games:

Southern Utah

Average RPI	Win:	227	WON-LOST	WINNING	LAST 10	STRENGTH OF	OPP. STRENGTH	TEAM	ADJ.	CONF.	ADJ CONF.
Average RPI	Loss:	127	RECORD	PCT. RANK	GAMES	SCHEDULE	OF SCHEDULE	RPI	RPI	RPI	RPI
DIV. I ONLY	7- 17	283	2- 8	92	185	238	238	12	12		
DIV. I NON-CONF.	5- 8	220	0- 1	93	250	193	193	10	10		

TOTALS	RPI 1-25	RPI 26-50	W-L RECORDS	RPI 51-100	RPI 101-999	RPI 201+					
7- 17	0- 1	0- 1	OVERALL	1- 6	6- 9	4- 3					
5- 7	0- 1	0- 0	HOME	1- 2	4- 4	3- 0					
1- 10	0- 0	0- 1	AWAY	0- 4	1- 5	0- 3					
1- 0	0- 0	0- 0	NEUTRAL	0- 0	1- 0	1- 0					
5- 8	0- 1	0- 0	NON-CONFERENCE	1- 3	4- 4	2- 2					
3- 3	0- 1	0- 0	HOME	1- 1	2- 1	1- 0					
1- 5	0- 0	0- 0	AWAY	0- 2	1- 3	0- 2					
1- 0	0- 0	0- 0	NEUTRAL	0- 0	1- 0	1- 0					
2- 9	0- 0	0- 1	CONFERENCE	0- 3	2- 5	2- 1					
2- 4	0- 0	0- 0	HOME	0- 1	2- 3	2- 0					
0- 5	0- 0	0- 1	AWAY	0- 2	0- 2	0- 1					
0- 0	0- 0	0- 0	NEUTRAL	0- 0	0- 0	0- 0					

RPI	S	Opponent	Score	RPI	S	Opponent	Score	RPI	S	Opponent	Score	RPI	S	Opponent	Score	Team's RPI: 238
23	H	Buffalo	59 76	44	A	Dayton	59 80	55	A	Duquesne	59 73	103	A	Saint Louis	55 78	
								65	H	Tol edo	39 58	111	H	George Mason	63 76	
								74	A	Al bany (NY)	52 69	126	H	Del aware	52 53	
								75	A	Fordham	48 72	133	A	Bucknel l	59 48	
								79	H	Penn St.	65 62	155	H	Davi dson	68 75	
								84	A	Navy	48 86	191	H	Saint Joseph's	64 70	
								94	H	George Washi ngton	56 63	199	A	Si ena	62 70	
												200	H	Eastern Mi ch.	70 51	
												225	A	La Salle	63 66	
												230	H	Ni agara	76 58	
												234	A	Hofstra	68 71	
												287	H	Massachusetts	69 59	
												296	A	Can i si us	69 71	
												327	N	UMBC	63 54	
												331	H	Rhode Isl and	81 70	

LAST 12 Division I GAMES:																
94	H	George Washington	56 63	225	A	La Salle	63 66									
111	H	George Mason	63 76	44	A	Dayton	59 80									
55	A	Duquesne	59 73	287	H	Massachusetts	69 59									
75	A	Fordham	48 72	191	H	Saint Joseph's	64 70									
155	H	Davi dson	68 75	103	A	Saint Louis	55 78									
331	H	Rhode Isl and	81 70	234	A	Hofstra	68 71									

Non-Div I Games:

St. Bonaventure

Average RPI Win:	283	WON-LOST	WINNING	LAST 10	STRENGTH OF	OPP. STRENGTH	TEAM	ADJ.	CONF.	ADJ CONF.
Average RPI Loss:	207	RECORD	PCT. RANK	GAMES	SCHEDULE	OF SCHEDULE	RPI	RPI	RPI	RPI
DIV. I ONLY	9- 13	222	5- 5	326	308	275	275	29	29	
DIV. I NON-CONF.	4- 7	226	0- 1	297	277	278	278	29	29	

TOTALS	RPI 1-25	RPI 26-50	W-L RECORDS	RPI 51-100	RPI 101-999	RPI 201+				
9- 13	0- 0	0- 0	OVERALL	0- 2	9- 11	8- 8				
6- 2	0- 0	0- 0	HOME	0- 0	6- 2	5- 2				
3- 10	0- 0	0- 0	AWAY	0- 2	3- 8	3- 5				
0- 1	0- 0	0- 0	NEUTRAL	0- 0	0- 1	0- 1				
4- 7	0- 0	0- 0	NON-CONFERENCE	0- 2	4- 5	3- 4				
3- 1	0- 0	0- 0	HOME	0- 0	3- 1	2- 1				
1- 5	0- 0	0- 0	AWAY	0- 2	1- 3	1- 2				
0- 1	0- 0	0- 0	NEUTRAL	0- 0	0- 1	0- 1				
5- 6	0- 0	0- 0	CONFERENCE	0- 0	5- 6	5- 4				
3- 1	0- 0	0- 0	HOME	0- 0	3- 1	3- 1				
2- 5	0- 0	0- 0	AWAY	0- 0	2- 5	2- 3				
0- 0	0- 0	0- 0	NEUTRAL	0- 0	0- 0	0- 0				

RPI 1-25				RPI 26-50				RPI 51-100				RPI 101+ Team's RPI: 275			
RPI	S	Opponent	Score	RPI	S	Opponent	Score	RPI	S	Opponent	Score	RPI	S	Opponent	Score
								58	A	St. John's (NY)	49 73	129	A	Saint Francis (PA)	75 90
								93	A	Seton Hall	50 84	151	A	Robert Morris	36 59
												178	H	Army West Point	73 52
												182	A	Fla. Atlantic	60 80
												216	H	Morehead St.	59 73
												218	N	Norfolk St.	51 52
												224	H	Loyola Maryland	64 47
												241	A	Howard	69 72
												252	A	Manhattan	54 57
												264	H	Fairleigh Dickinson	62 70
												278	A	LIU Brooklyn	59 61
												281	A	Bryant	63 73
												283	A	Mt. St. Mary's	75 56
												283	H	Mt. St. Mary's	82 73
												285	H	Sacred Heart	63 48
												291	A	Central Conn. St.	78 70
												324	A	Wagner	47 50
												324	H	Wagner	80 76
												338	H	Iona	72 63
												344	A	Saint Peter's	64 49
LAST 12 Division I GAMES:															
283	A	Mt. St. Mary's	75 56	324	H	Wagner	80 76								
324	A	Wagner	47 50	283	H	Mt. St. Mary's	82 73								
285	H	Sacred Heart	63 48	151	A	Robert Morris	36 59								
264	H	Fairleigh Dickinson	62 70	129	A	Saint Francis (PA)	75 90								
281	A	Bryant	63 73	278	A	LIU Brooklyn	59 61								
291	A	Central Conn. St.	78 70	216	H	Morehead St.	59 73								

Non-Div I Games:

St. Francis Brooklyn

Average RPI	Win:	119	WON-LOST	WINNING	LAST 10	STRENGTH OF	OPP. STRENGTH	TEAM	ADJ.	CONF.	ADJ CONF.
Average RPI	Loss:	71	RECORD	PCT. RANK	GAMES	SCHEDULE	OF SCHEDULE	RPI	RPI	RPI	RPI
DIV. I ONLY		14- 10	121	2- 3	21	54	58	58	6	6	
DIV. I NON-CONF.		7- 4	102	0- 1	5	91	28	28	6	6	

TOTALS	RPI 1-25		RPI 26-50		W-L RECORDS	RPI 51-100	RPI 101-999		RPI 201+		
14- 10	0- 3		2- 3		OVERALL	5- 2	7- 2		3- 0		
9- 3	0- 1		2- 0		HOME	2- 1	5- 1		2- 0		
4- 5	0- 1		0- 2		AWAY	3- 1	1- 1		1- 0		
1- 2	0- 1		0- 1		NEUTRAL	0- 0	1- 0		0- 0		
7- 4	0- 2		0- 1		NON-CONFERENCE	3- 1	4- 0		1- 0		
4- 2	0- 1		0- 0		HOME	1- 1	3- 0		1- 0		
2- 0	0- 0		0- 0		AWAY	2- 0	0- 0		0- 0		
1- 2	0- 1		0- 1		NEUTRAL	0- 0	1- 0		0- 0		
7- 6	0- 1		2- 2		CONFERENCE	2- 1	3- 2		2- 0		
5- 1	0- 0		2- 0		HOME	1- 0	2- 1		1- 0		
2- 5	0- 1		0- 2		AWAY	1- 1	1- 1		1- 0		
0- 0	0- 0		0- 0		NEUTRAL	0- 0	0- 0		0- 0		

RPI 1-25				RPI 26-50				RPI 51-100				RPI 101+			
RPI	S	Opponent	Score	RPI	S	Opponent	Score	RPI	S	Opponent	Score	RPI	S	Opponent	Score
21	N	South Carolina	58 76	26	H	Villanova	70 64	51	A	Miami (FL)	74 64	106	N	Western Mich.	76 48
23	H	Buffalo	72 73	28	N	South Fla.	59 68	74	A	Albany (NY)	71 66	124	H	Georgetown	64 41
25	A	DePaul	67 76	32	A	Marquette	72 74	75	H	Fordham	64 67	140	H	William & Mary	92 81
				39	A	Creighton	39 53	81	H	James Madison	81 64	146	H	Kansas	65 53
				39	H	Creighton	72 65	93	A	Seton Hall	57 62	188	A	Providence	68 70
								96	A	Butler	73 55	188	H	Providence	44 49
								96	H	Butler	76 38	209	A	Xavier	67 63
												209	H	Xavier	70 36
												275	H	St. Francis Brooklyn	73 49

Team's RPI: 58															
LAST 12 Division I GAMES:															
28	N	South Fla.	59 68	26	H	Villanova	70 64	124	H	Georgetown	64 41				
209	H	Xavier	70 36	96	H	Butler	76 38	209	A	Xavier	67 63				
96	H	Butler	76 38	39	A	Creighton	72 65	96	A	Butler	73 55				
188	A	Providence	68 70	93	A	Seton Hall	57 62	188	H	Providence	44 49				

Non-Div I Games:

St. John's (NY)

Average RPI Win: 122		WON-LOST	WINNING	LAST 10	STRENGTH OF	OPP. STRENGTH	TEAM	ADJ.	CONF.	ADJ CONF.
Average RPI Loss: 22		RECORD	PCT. RANK	GAMES	SCHEDULE	OF SCHEDULE	RPI	RPI	RPI	RPI
DIV. I ONLY		16- 8	77	8- 2	4	16	12	12	4	4
DIV. I NON-CONF.		6- 6	170	0- 0	4	14	40	40	3	3

TOTALS		RPI 1-25		RPI 26-50	W-L RECORDS		RPI 51-100	RPI 101-999	RPI 201+	
16- 8		2- 6		4- 1	OVERALL		3- 0	7- 1	4- 0	
9- 2		1- 1		2- 0	HOME		2- 0	4- 1	3- 0	
5- 4		1- 3		2- 1	AWAY		0- 0	2- 0	1- 0	
2- 2		0- 2		0- 0	NEUTRAL		1- 0	1- 0	0- 0	
6- 6		0- 5		0- 0	NON-CONFERENCE		2- 0	4- 1	2- 0	
3- 2		0- 1		0- 0	HOME		1- 0	2- 1	2- 0	
1- 2		0- 2		0- 0	AWAY		0- 0	1- 0	0- 0	
2- 2		0- 2		0- 0	NEUTRAL		1- 0	1- 0	0- 0	
10- 2		2- 1		4- 1	CONFERENCE		1- 0	3- 0	2- 0	
6- 0		1- 0		2- 0	HOME		1- 0	2- 0	1- 0	
4- 2		1- 1		2- 1	AWAY		0- 0	1- 0	1- 0	
0- 0		0- 0		0- 0	NEUTRAL		0- 0	0- 0	0- 0	

RPI	S	Opponent	Score	RPI	S	Opponent	Score	RPI	S	Opponent	Score	RPI	S	Opponent	Score
1	N	UConn	53 78	33	A	Arizona St.	66 73	69	N	Belmont	74 53	107	H	Western Ill.	64 71
5	A	Ohio St.	64 85	33	H	Arizona St.	74 50	83	H	Washington St.	70 57	136	N	Kent St.	79 54
5	N	Ohio St.	82 94	49	A	Oregon St.	60 57	92	H	UNLV	74 33	164	A	San Francisco	86 66
7	A	Oregon	78 65	50	A	Southern California	59 55					169	H	Washington	71 45
8	A	UCLA	53 64	50	H	Southern California	72 65					239	H	CSU Bakersfield	57 34
8	H	UCLA	76 65									242	H	UC Riverside	53 43
9	A	Baylor	57 81									282	A	Arizona	61 46
11	H	Tennessee	71 83									282	H	Arizona	79 42

LAST 12 Division I GAMES:															
7	A	Oregon	78 65	169	H	Washington	71 45								
49	A	Oregon St.	60 57	83	H	Washington St.	70 57								
282	H	Arizona	79 42	33	A	Arizona St.	66 73								
33	H	Arizona St.	74 50	282	A	Arizona	61 46								
8	A	UCLA	53 64	50	H	Southern California	72 65								
50	A	Southern California	59 55	8	H	UCLA	76 65								

Non-Div I Games:

Stanford

Average RPI Win: 225	WON-LOST RECORD	WINNING PCT. RANK	LAST 10 GAMES	STRENGTH OF SCHEDULE	OPP. STRENGTH OF SCHEDULE	TEAM RPI	ADJ. RPI	CONF. RPI	ADJ CONF. RPI
Average RPI Loss: 117									
DIV. I ONLY	12- 11	166	6- 4	178	159	167	167	22	22
DIV. I NON-CONF.	7- 7	170	2- 1	125	95	147	147	21	21

TOTALS	RPI 1-25	RPI 26-50	W-L RECORDS	RPI 51-100	RPI 101-999	RPI 201+			
12- 11	0- 2	0- 2	OVERALL	1- 3	11- 4	8- 2			
7- 2	0- 0	0- 0	HOME	1- 1	6- 1	5- 0			
3- 5	0- 2	0- 1	AWAY	0- 1	3- 1	2- 1			
2- 4	0- 0	0- 1	NEUTRAL	0- 1	2- 2	1- 1			
7- 7	0- 2	0- 1	NON-CONFERENCE	1- 1	6- 3	3- 1			
4- 1	0- 0	0- 0	HOME	1- 0	3- 1	2- 0			
1- 2	0- 2	0- 0	AWAY	0- 0	1- 0	0- 0			
2- 4	0- 0	0- 1	NEUTRAL	0- 1	2- 2	1- 1			
5- 4	0- 0	0- 1	CONFERENCE	0- 2	5- 1	5- 1			
3- 1	0- 0	0- 0	HOME	0- 1	3- 0	3- 0			
2- 3	0- 0	0- 1	AWAY	0- 1	2- 1	2- 1			
0- 0	0- 0	0- 0	NEUTRAL	0- 0	0- 0	0- 0			

RPI 1-25				RPI 26-50				RPI 51-100				RPI 101+ Team's RPI: 167			
RPI	S	Opponent	Score	RPI	S	Opponent	Score	RPI	S	Opponent	Score	RPI	S	Opponent	Score
6	A	Florida St.	39 84	38	A	FGCU	40 80	91	H	Chattanooga	78 67	142	A	SIUE	65 61
10	A	Texas	59 95	46	N	Western Ky.	58 66	95	N	Wright St.	59 64	148	H	Texas St.	61 54
								98	A	Jacksonville	63 73	158	H	High Point	64 69
								98	H	Jacksonville	54 61	172	N	Florida	85 71
												188	N	Providence	45 56
												211	H	Richmond	72 67
												232	A	North Florida	68 51
												232	H	North Florida	68 55
												240	H	Northern Ky.	67 56
												259	N	UMKC	50 67
												268	A	Lipscomb	59 55
												289	A	Kennesaw St.	49 66
												295	H	USC Upstate	62 61
												328	N	Delaware St.	58 43
												346	H	NJIT	73 55
LAST 12 Division I GAMES:															
				98	H	Jacksonville	54 61	346	H	NJIT	73 55				
				232	A	North Florida	68 51	295	H	USC Upstate	62 61				
				98	A	Jacksonville	63 73	38	A	FGCU	40 80				
				232	H	North Florida	68 55	328	N	Delaware St.	58 43				
				289	A	Kennesaw St.	49 66	259	N	UMKC	50 67				
				268	A	Lipscomb	59 55	148	H	Texas St.	61 54				

Non-Div I Games: Thomas (GA) 92 41 Webber Int'l 67 30

Stetson

Average RPI Win:	274	WON-LOST	WINNING	LAST 10	STRENGTH OF	OPP. STRENGTH	TEAM	ADJ.	CONF.	ADJ CONF.
Average RPI Loss:	127	RECORD	PCT. RANK	GAMES	SCHEDULE	OF SCHEDULE	RPI	RPI	RPI	RPI
DIV. I ONLY	12- 11	166	5- 5	271	238	208	208	20	20	
DIV. I NON-CONF.	7- 5	132	0- 1	332	245	224	224	24	24	

TOTALS	RPI 1-25	RPI 26-50	W-L RECORDS	RPI 51-100	RPI 101-999	RPI 201+				
12- 11	0- 0	0- 1	OVERALL	0- 4	12- 6	10- 1				
6- 5	0- 0	0- 0	HOME	0- 1	6- 4	6- 0				
6- 6	0- 0	0- 1	AWAY	0- 3	6- 2	4- 1				
0- 0	0- 0	0- 0	NEUTRAL	0- 0	0- 0	0- 0				
7- 5	0- 0	0- 1	NON-CONFERENCE	0- 1	7- 3	7- 1				
4- 1	0- 0	0- 0	HOME	0- 0	4- 1	4- 0				
3- 4	0- 0	0- 1	AWAY	0- 1	3- 2	3- 1				
0- 0	0- 0	0- 0	NEUTRAL	0- 0	0- 0	0- 0				
5- 6	0- 0	0- 0	CONFERENCE	0- 3	5- 3	3- 0				
2- 4	0- 0	0- 0	HOME	0- 1	2- 3	2- 0				
3- 2	0- 0	0- 0	AWAY	0- 2	3- 0	1- 0				
0- 0	0- 0	0- 0	NEUTRAL	0- 0	0- 0	0- 0				

RPI 1-25	RPI 26-50	RPI 51-100	RPI 101+	Team's RPI: 208
RPI S Opponent Score	RPI S Opponent Score	RPI S Opponent Score	RPI S Opponent Score	Score
	37 A Syracuse 70 81	71 A Harvard 53 60	117 H Yale 71 77	
		73 A Maine 56 64	145 A Binghamton 67 59	
		74 A Albany (NY) 58 64	145 H Binghamton 64 69	
		74 H Albany (NY) 68 72	157 A Hartford 66 58	
			157 H Hartford 68 75	
			183 H New Hampshire 50 51	
			192 A Northwestern 36 68	
			234 A Hofstra 73 49	
			252 H Manhattan 74 59	
			264 A Fairleigh Dickinson 56 51	
			272 A Cornell 40 48	
			288 H Vermont 80 57	
			291 H Central Conn. St. 60 55	
			321 A Ga. Southern 68 49	
			324 H Wagner 69 50	
			327 A UMBC 69 44	
			338 H Iona 63 46	
			347 H UMass Lowell 59 50	
LAST 12 Division I GAMES:				
145 H Binghamton 64 69	145 A Binghamton 67 59	288 H Vermont 80 57	74 H Albany (NY) 68 72	
157 A Hartford 66 58	157 H Hartford 68 75	73 A Maine 56 64	71 A Harvard 53 60	
327 A UMBC 69 44				
74 A Albany (NY) 58 64				
347 H UMass Lowell 59 50				
183 H New Hampshire 50 51				

Non-Div I Games: Farmingdale St. 76 25

Stony Brook

Average RPI Win:	164	WON-LOST	WINNING	LAST 10	STRENGTH OF	OPP. STRENGTH	TEAM	ADJ.	CONF.	ADJ CONF.
Average RPI Loss:	23	RECORD	PCT. RANK	GAMES	SCHEDULE	OF SCHEDULE	RPI	RPI	RPI	RPI
DIV. I ONLY	17- 7	60	5- 5	44	23	37	37	1	1	
DIV. I NON-CONF.	12- 1	6	1- 0	163	98	31	31	1	1	

TOTALS	RPI 1-25	RPI 26-50	W-L RECORDS	RPI 51-100	RPI 101-999	RPI 201+				
17- 7	1- 4	0- 1	OVERALL	4- 2	12- 0	5- 0				
11- 2	1- 1	0- 0	HOME	2- 1	8- 0	4- 0				
3- 4	0- 2	0- 1	AWAY	2- 1	1- 0	0- 0				
3- 1	0- 1	0- 0	NEUTRAL	0- 0	3- 0	1- 0				
12- 1	0- 1	0- 0	NON-CONFERENCE	3- 0	9- 0	5- 0				
7- 0	0- 0	0- 0	HOME	1- 0	6- 0	4- 0				
2- 0	0- 0	0- 0	AWAY	2- 0	0- 0	0- 0				
3- 1	0- 1	0- 0	NEUTRAL	0- 0	3- 0	1- 0				
5- 6	1- 3	0- 1	CONFERENCE	1- 2	3- 0	0- 0				
4- 2	1- 1	0- 0	HOME	1- 1	2- 0	0- 0				
1- 4	0- 2	0- 1	AWAY	0- 1	1- 0	0- 0				
0- 0	0- 0	0- 0	NEUTRAL	0- 0	0- 0	0- 0				

RPI 1-25				RPI 26-50				Team's RPI: 37				RPI 51-100				RPI 101+			
RPI	S	Opponent	Score	RPI	S	Opponent	Score	RPI	S	Opponent	Score	RPI	S	Opponent	Score	RPI	S	Opponent	Score
2	A	Notre Dame	72 87	29	A	Virginia	63 68	51	A	Miami (FL)	67 72	121	N	Vanderbilt	84 78				
3	N	Mississippi St.	65 76					52	H	Virginia Tech	64 73	138	H	Clemson	86 51				
4	H	Louisville	77 84					54	H	Drexel	72 62	147	H	Pittsburgh	70 52				
6	H	Florida St.	76 69					62	H	Georgia Tech	88 77	157	H	Hartford	75 63				
19	A	NC State	56 60					92	A	UNLV	69 55	185	N	Wisconsin	77 74				
								94	A	George Washington	74 62	192	H	Northwestern	81 74				
												196	A	Boston College	75 57				
												208	H	Stony Brook	81 70				
												274	H	Morgan St.	95 68				
												276	H	Colgate	79 39				
												279	N	Coastal Caro.	69 57				
												305	H	UMES	68 45				
LAST 12 Division I GAMES:																			
4	H	Louisville	77 84	19	A	NC State	56 60												
52	H	Virginia Tech	64 73	6	H	Florida St.	76 69												
196	A	Boston College	75 57	62	H	Georgia Tech	88 77												
138	H	Clemson	86 51	29	A	Virginia	63 68												
147	H	Pittsburgh	70 52	2	A	Notre Dame	72 87												
51	A	Miami (FL)	67 72	92	A	UNLV	69 55												

Non-Div I Games:

Syracuse

TCU

Average RPI Win: 160

Average RPI Loss: 59

WON-LOST RECORD

WINNING PCT. RANK

LAST 10 GAMES

STRENGTH OF SCHEDULE

OPP. STRENGTH OF SCHEDULE

TEAM RPI

ADJ. RPI

CONF. RPI

ADJ CONF. RPI

DIV. I ONLY

DIV. I NON-CONF.

16- 7

68

7- 3

77

49

63

63

5

5

DIV. I ONLY

DIV. I NON-CONF.

9- 2

34

0- 0

197

218

78

78

5

5

TOTALS

RPI 1-25

RPI 26-50

W-L RECORDS

RPI 51-100

RPI 101-999

RPI 201+

16- 7

1- 2

1- 2

OVERALL

3- 1

11- 2

6- 0

10- 3

1- 0

1- 1

HOME

1- 1

7- 1

4- 0

4- 4

0- 2

0- 1

AWAY

2- 0

2- 1

1- 0

2- 0

0- 0

0- 0

NEUTRAL

0- 0

2- 0

1- 0

9- 2

0- 1

0- 0

NON-CONFERENCE

1- 0

8- 1

5- 0

6- 1

0- 0

0- 0

HOME

1- 0

5- 1

3- 0

1- 1

0- 1

0- 0

AWAY

0- 0

1- 0

1- 0

2- 0

0- 0

0- 0

NEUTRAL

0- 0

2- 0

1- 0

7- 5

1- 1

1- 2

CONFERENCE

2- 1

3- 1

1- 0

4- 2

1- 0

1- 1

HOME

0- 1

2- 0

1- 0

3- 3

0- 1

0- 1

AWAY

2- 0

1- 1

0- 0

0- 0

0- 0

0- 0

NEUTRAL

0- 0

0- 0

0- 0

RPI 1-25

RPI 26-50

RPI 51-100

Team's RPI: 63

RPI 101+

RPI S Opponent Score

RPI S Opponent Score

RPI S Opponent Score

RPI S Opponent Score

10 A Texas 65 92

30 A Oklahoma 71 84

53 A West Virginia 76 74

115 A Iowa St. 75 52

10 H Texas 79 77

30 H Oklahoma 62 58

53 H West Virginia 82 87

117 H Yale 72 82

16 A Texas A&M 58 71

43 H Oklahoma St. 54 71

90 A Kansas St. 68 63

146 A Kansas 77 86

99 H Alabama 88 67

146 H Kansas 76 66

148 H Texas St. 82 58

162 N Idaho 86 76

181 H Hampton 90 68

205 H Oral Roberts 72 58

215 A SMU 64 58

223 H Texas Tech 93 72

282 N Arizona 68 59

286 H Southeastern La. 112 62

319 H Northwestern St. 89 51

LAST 12 Division I GAMES:

43 H Oklahoma St. 54 71

53 A West Virginia 76 74

10 A Texas 65 92

10 H Texas 79 77

115 A Iowa St. 75 52

223 H Texas Tech 93 72

30 H Oklahoma 62 58

30 A Oklahoma 71 84

90 A Kansas St. 68 63

146 A Kansas 77 86

146 H Kansas 76 66

53 H West Virginia 82 87

Non-Div I Games:

TCU

Loss,

Non-Conf,S Site,

Home

A Away

N Neutral

Page 282

Non-Div I Games:

TCU

Average RPI Win: 223

Average RPI Loss: 67

WON-LOST
RECORDWINNING
PCT. RANKLAST 10
GAMESSTRENGTH OF
SCHEDULEOPP. STRENGTH
OF SCHEDULETEAM
RPIADJ.
RPICONF.
RPIADJ CONF.
RPI

DIV. I ONLY	10- 13	213	2- 8	75	75	177	177	8	8
DIV. I NON-CONF.	8- 5	111	0- 2	172	106	168	168	7	7

TOTALS	RPI 1-25	RPI 26-50	W-L RECORDS	RPI 51-100	RPI 101-999	RPI 201+			
10- 13	0- 3	0- 5	OVERALL	1- 2	9- 3	5- 1			
8- 8	0- 3	0- 3	HOME	1- 1	7- 1	3- 0			
2- 5	0- 0	0- 0	AWAY	0- 1	2- 0	2- 0			
0- 0	0- 0	0- 0	NEUTRAL	0- 0	0- 0	0- 0			
8- 5	0- 2	0- 1	NON-CONFERENCE	1- 1	7- 1	4- 0			
6- 5	0- 2	0- 1	HOME	1- 1	5- 1	2- 0			
2- 0	0- 0	0- 0	AWAY	0- 0	2- 0	2- 0			
0- 0	0- 0	0- 0	NEUTRAL	0- 0	0- 0	0- 0			
2- 8	0- 1	0- 4	CONFERENCE	0- 1	2- 2	1- 1			
2- 3	0- 1	0- 2	HOME	0- 0	2- 0	1- 0			
0- 5	0- 0	0- 2	AWAY	0- 1	0- 2	0- 1			
0- 0	0- 0	0- 0	NEUTRAL	0- 0	0- 0	0- 0			

RPI 1-25				RPI 26-50				RPI 51-100				RPI 101+ Team's RPI: 177			
RPI	S	Opponent	Score	RPI	S	Opponent	Score	RPI	S	Opponent	Score	RPI	S	Opponent	Score
1	H	UConn	57 113	26	H	Villanova	65 69	71	H	Harvard	86 64	120	H	Ole Miss	48 64
14	H	Rutgers	67 84	28	A	South Fla.	60 76	89	H	Penn	59 74	137	A	Cincinnati	72 80
21	H	South Carolina	60 87	28	H	South Fla.	73 89	97	A	Tulane	65 69	170	H	Marist	83 77
				47	A	UCF	46 76					181	H	Hampton	65 56
				48	H	Houston	75 99					186	H	Tulsa	76 75
												191	H	Saint Joseph's	69 66
												215	A	SMU	56 60
												215	H	SMU	55 52
												225	A	La Salle	69 52
												324	H	Wagner	70 36
												328	H	Delaware St.	96 72
												338	A	Iona	59 54
LAST 12 Division I GAMES:															
				97	A	Tulane	65 69	48	H	Houston	75 99				
				186	H	Tulsa	76 75	137	A	Cincinnati	72 80				
				215	A	SMU	56 60	28	H	South Fla.	73 89				
				28	A	South Fla.	60 76	215	H	SMU	55 52				
				89	H	Penn	59 74	47	A	UCF	46 76				
				1	H	UConn	57 113	21	H	South Carolina	60 87				

Non-Div I Games:

Temple

RPI 1-25				RPI 26-50				RPI 51-100				RPI 101+			
RPI	S	Opponent	Score	RPI	S	Opponent	Score	RPI	S	Opponent	Score	RPI	S	Opponent	Score
2	A	Notre Dame	70 84	32	N	Marquette	101 99	76	N	South Dakota	69 49	105	H	Auburn	70 59
3	H	Mississippi St.	52 71	43	N	Oklahoma St.	79 69	81	H	James Madison	89 60	108	A	Kentucky	63 49
10	H	Texas	82 75									120	H	Ole Miss	75 66
12	A	Stanford	83 71									121	A	Vanderbilt	74 64
16	A	Texas A&M	76 79									121	H	Vanderbilt	86 73
16	H	Texas A&M	82 67									125	H	Central Ark.	77 34
21	A	South Carolina	86 70									143	H	ETSU	87 49
24	A	LSU	59 70									168	H	Wichita St.	68 56
												193	H	Troy	131 69
												320	H	Alabama St.	104 51
												335	A	Long Beach St.	90 61
LAST 12 Division I GAMES:															
121	A	Vanderbilt	74 64	21	A	South Carolina	86 70								
16	H	Texas A&M	82 67	16	A	Texas A&M	76 79								
24	A	LSU	59 70	121	H	Vanderbilt	86 73								
120	H	Ole Miss	75 66	105	H	Auburn	70 59								
3	H	Mississippi St.	52 71	108	A	Kentucky	63 49								
2	A	Notre Dame	70 84	12	A	Stanford	83 71								

Tennessee

Average RPI Win:	314	WON-LOST	WINNING	LAST 10	STRENGTH OF	OPP. STRENGTH	TEAM	ADJ.	CONF.	ADJ CONF.
Average RPI Loss:	203	RECORD	PCT. RANK	GAMES	SCHEDULE	OF SCHEDULE	RPI	RPI	RPI	RPI
DIV. I ONLY	4- 16	311	3- 7	305	316	336	336	26	26	
DIV. I NON-CONF.	1- 7	310	0- 0	177	299	328	328	27	27	

TOTALS	RPI 1-25	RPI 26-50	W-L RECORDS	RPI 51-100	RPI 101-999	RPI 201+				
4- 16	0- 1	0- 1	OVERALL	0- 0	4- 14	4- 9				
3- 8	0- 0	0- 1	HOME	0- 0	3- 7	3- 4				
1- 8	0- 1	0- 0	AWAY	0- 0	1- 7	1- 5				
0- 0	0- 0	0- 0	NEUTRAL	0- 0	0- 0	0- 0				
1- 7	0- 1	0- 1	NON-CONFERENCE	0- 0	1- 5	1- 3				
1- 4	0- 0	0- 1	HOME	0- 0	1- 3	1- 2				
0- 3	0- 1	0- 0	AWAY	0- 0	0- 2	0- 1				
0- 0	0- 0	0- 0	NEUTRAL	0- 0	0- 0	0- 0				
3- 9	0- 0	0- 0	CONFERENCE	0- 0	3- 9	3- 6				
2- 4	0- 0	0- 0	HOME	0- 0	2- 4	2- 2				
1- 5	0- 0	0- 0	AWAY	0- 0	1- 5	1- 4				
0- 0	0- 0	0- 0	NEUTRAL	0- 0	0- 0	0- 0				

RPI 1-25				RPI 26-50				RPI 51-100				RPI 101+ Team's RPI: 336			
RPI	S	Opponent	Score	RPI	S	Opponent	Score	RPI	S	Opponent	Score	RPI	S	Opponent	Score
4	A	Louisville	56 95	42	H	Ball St.	65 85					142	A	SIUE	63 74
												142	H	SIUE	76 88
												175	H	Jacksonville St.	56 75
												176	A	Memphis	75 79
												193	H	Troy	66 95
												210	A	UT Martin	68 80
												212	A	Arkansas St.	62 68
												216	A	Morehead St.	81 97
												219	A	Southeast Mo. St.	66 71
												229	H	Austin Peay	59 75
												268	H	Lipscomb	71 64
												304	H	Alabama A&M	75 77
												307	H	Murray St.	73 85
												314	A	Eastern Ky.	59 58
												329	H	Tennessee Tech	76 66
												330	H	Marshall	65 71
												345	A	Eastern Ill.	59 66
												345	H	Eastern Ill.	86 68
LAST 12 Division I GAMES:															
314	A	Eastern Ky.	59 58	142	A	SIUE	63 74								
216	A	Morehead St.	81 97	345	A	Eastern Ill.	59 66								
345	H	Eastern Ill.	86 68	329	H	Tennessee Tech	76 66								
142	H	SIUE	76 88	175	H	Jacksonville St.	56 75								
307	H	Murray St.	73 85	219	A	Southeast Mo. St.	66 71								
229	H	Austin Peay	59 75	210	A	UT Martin	68 80								

Non-Div I Games: Fisk 93 48

Tennessee St.

Average RPI Win:	304	WON-LOST	WINNING	LAST 10	STRENGTH OF	OPP. STRENGTH	TEAM	ADJ.	CONF.	ADJ CONF.
Average RPI Loss:	185	RECORD	PCT. RANK	GAMES	SCHEDULE	OF SCHEDULE	RPI	RPI	RPI	RPI
DIV. I ONLY	3- 18	322	2- 8	219	324	329	329	26	26	
DIV. I NON-CONF.	1- 8	313	0- 0	101	240	288	288	27	27	

TOTALS	RPI 1-25	RPI 26-50	W-L RECORDS	RPI 51-100	RPI 101-999	RPI 201+				
3- 18	0- 1	0- 0	OVERALL	0- 3	3- 14	3- 9				
2- 8	0- 0	0- 0	HOME	0- 1	2- 7	2- 6				
1- 10	0- 1	0- 0	AWAY	0- 2	1- 7	1- 3				
0- 0	0- 0	0- 0	NEUTRAL	0- 0	0- 0	0- 0				
1- 8	0- 1	0- 0	NON-CONFERENCE	0- 2	1- 5	1- 1				
1- 3	0- 0	0- 0	HOME	0- 1	1- 2	1- 1				
0- 5	0- 1	0- 0	AWAY	0- 1	0- 3	0- 0				
0- 0	0- 0	0- 0	NEUTRAL	0- 0	0- 0	0- 0				
2- 10	0- 0	0- 0	CONFERENCE	0- 1	2- 9	2- 8				
1- 5	0- 0	0- 0	HOME	0- 0	1- 5	1- 5				
1- 5	0- 0	0- 0	AWAY	0- 1	1- 4	1- 3				
0- 0	0- 0	0- 0	NEUTRAL	0- 0	0- 0	0- 0				

RPI 1-25				RPI 26-50				RPI 51-100				RPI 101+				Team's RPI: 329
RPI	S	Opponent	Score	RPI	S	Opponent	Score	RPI	S	Opponent	Score	RPI	S	Opponent	Score	
20	A	Georgia	48 56					64	H	IUPUI	54 68	108	A	Kentucky	54 82	
								69	A	Belmont	59 78	131	A	Middle Tenn.	44 58	
								95	A	Wright St.	59 82	142	A	SIUE	58 65	
												143	A	ETSU	55 74	
												161	H	Radford	41 60	
												210	H	UT Martin	51 67	
												216	A	Morehead St.	51 53	
												216	H	Morehead St.	67 74	
												219	H	Southeast Mo. St.	66 70	
												229	H	Austin Peay	63 59	
												268	H	Lipscomb	57 61	
												307	H	Murray St.	63 72	
												314	A	Eastern Ky.	53 55	
												314	H	Eastern Ky.	68 76	
												336	A	Tennessee St.	66 76	
												339	H	Winthrop	70 41	
												345	A	Eastern Ill.	60 57	

LAST 12 Division I GAMES:																
345	A	Eastern Ill.	60 57	307	H	Murray St.	63 72									
142	A	SIUE	58 65	229	H	Austin Peay	63 59									
210	H	UT Martin	51 67	336	A	Tennessee St.	66 76									
219	H	Southeast Mo. St.	66 70	69	A	Belmont	59 78									
216	A	Morehead St.	51 53	314	H	Eastern Ky.	68 76									
314	A	Eastern Ky.	53 55	216	H	Morehead St.	67 74									

Non-Div I Games: Cumberland (TN) 83 52 Tenn. Wesleyan 84 66

Tennessee Tech

Average RPI Win:	127	WON-LOST	WINNING	LAST 10	STRENGTH OF	OPP. STRENGTH	TEAM	ADJ.	CONF.	ADJ CONF.
Average RPI Loss:	21	RECORD	PCT. RANK	GAMES	SCHEDULE	OF SCHEDULE	RPI	RPI	RPI	RPI
DIV. I ONLY	19- 4	16	7- 3	17	21	10	10	5	5	
DIV. I NON-CONF.	9- 2	34	0- 1	39	20	21	21	5	5	

TOTALS	RPI 1-25	RPI 26-50	W-L RECORDS	RPI 51-100	RPI 101-999	RPI 201+				
19- 4	3- 3	2- 0	OVERALL	4- 1	10- 0	4- 0				
11- 1	1- 1	1- 0	HOME	2- 0	7- 0	3- 0				
6- 3	1- 2	1- 0	AWAY	2- 1	2- 0	1- 0				
2- 0	1- 0	0- 0	NEUTRAL	0- 0	1- 0	0- 0				
9- 2	3- 2	0- 0	NON-CONFERENCE	0- 0	6- 0	3- 0				
6- 1	1- 1	0- 0	HOME	0- 0	5- 0	3- 0				
1- 1	1- 1	0- 0	AWAY	0- 0	0- 0	0- 0				
2- 0	1- 0	0- 0	NEUTRAL	0- 0	1- 0	0- 0				
10- 2	0- 1	2- 0	CONFERENCE	4- 1	4- 0	1- 0				
5- 0	0- 0	1- 0	HOME	2- 0	2- 0	0- 0				
5- 2	0- 1	1- 0	AWAY	2- 1	2- 0	1- 0				
0- 0	0- 0	0- 0	NEUTRAL	0- 0	0- 0	0- 0				

RPI	S	Opponent	Score	RPI	S	Opponent	Score	RPI	S	Opponent	Score	RPI	S	Opponent	Score
1	H	UConn	71 75	30	A	Oklahoma	88 78	53	A	West Virginia	73 55	115	H	Iowa St.	87 55
6	H	Florida St.	87 72	43	H	Oklahoma St.	84 79	53	H	West Virginia	79 58	146	A	Kansas	55 41
9	A	Baylor	56 81					63	A	TCU	77 79	146	H	Kansas	79 62
11	A	Tennessee	75 82					63	H	TCU	92 65	167	H	Stetson	95 59
20	A	Georgia	81 53					90	A	Kansas St.	75 64	169	N	Washington	92 68
24	N	LSU	75 66									173	H	Louisiana Tech	88 54
												223	A	Texas Tech	90 39
												261	H	McNeese	100 34
												303	H	UTSA	120 70
												319	H	Northwestern St.	68 44

LAST 12 Division I GAMES:															
53	A	West Virginia	73 55	1	H	UConn	71 75	146	H	Kansas	79 62				
63	H	TCU	92 65	63	A	TCU	77 79	90	A	Kansas St.	75 64				
146	A	Kansas	55 41	43	H	Oklahoma St.	84 79	53	H	West Virginia	79 58				
115	H	Iowa St.	87 55												
9	A	Baylor	56 81												
223	A	Texas Tech	90 39												

Non-Div I Games:

Texas

**T
e
x
a
s
A
&
M**

**T
e
x
a
s
A
&
M**

Texas A&M

Average RPI Win: 302		WON-LOST RECORD	WINNING PCT. RANK	LAST 10 GAMES	STRENGTH OF SCHEDULE	OPP. STRENGTH OF SCHEDULE	TEAM RPI	ADJ. RPI	CONF. RPI	ADJ CONF. RPI
Average RPI Loss: 172										
DIV. I ONLY		10- 9	154	0- 1	342	311	249	249	32	32
DIV. I NON-CONF.		3- 6	239	0- 0	286	192	247	247	32	32
TOTALS		RPI 1-25	RPI 26-50	W-L RECORDS	RPI 51-100	RPI 101-999	RPI 201+			
10- 9	0- 0		0- 0	OVERALL	0- 0	10- 9	10- 3			
3- 3	0- 0		0- 0	HOME	0- 0	3- 3	3- 1			
5- 6	0- 0		0- 0	AWAY	0- 0	5- 6	5- 2			
2- 0	0- 0		0- 0	NEUTRAL	0- 0	2- 0	2- 0			
3- 6	0- 0		0- 0	NON-CONFERENCE	0- 0	3- 6	3- 1			
0- 1	0- 0		0- 0	HOME	0- 0	0- 1	0- 0			
1- 5	0- 0		0- 0	AWAY	0- 0	1- 5	1- 1			
2- 0	0- 0		0- 0	NEUTRAL	0- 0	2- 0	2- 0			
7- 3	0- 0		0- 0	CONFERENCE	0- 0	7- 3	7- 2			
3- 2	0- 0		0- 0	HOME	0- 0	3- 2	3- 1			
4- 1	0- 0		0- 0	AWAY	0- 0	4- 1	4- 1			
0- 0	0- 0		0- 0	NEUTRAL	0- 0	0- 0	0- 0			

RPI 1-25				RPI 26-50				RPI 51-100				RPI 101+				Team's RPI : 249	
RPI	S	Opponent	Score	RPI	S	Opponent	Score	RPI	S	Opponent	Score	RPI	S	Opponent	Score		
												104	A	Wake Forest	56	73	
												120	A	Ole Miss	58	73	
												122	A	UTEP	55	65	
												146	A	Kansas	37	72	
												148	H	Texas St.	56	70	
												165	H	Southern U.	57	67	
												221	A	New Orleans	69	72	
												237	N	New Mexico St.	66	50	
												243	A	Grambling	73	63	
												262	A	Prairie View	48	65	
												262	H	Prairie View	56	61	
												277	H	Alcorn	91	57	
												304	A	Alabama A&M	55	49	
												308	A	Jackson St.	77	74	
												319	N	Northwestern St.	56	43	
												320	A	Alabama St.	71	39	
												332	A	Sam Houston St.	77	58	
												337	H	Ark.-Pine Bluff	58	52	
												341	H	Mississippi Val.	55	39	
LAST 12 Division I GAMES:																	
				262	A	Prairie View	48	65	308	A	Jackson St.	77	74				
				320	A	Alabama St.	71	39	262	H	Prairie View	56	61				
				304	A	Alabama A&M	55	49	277	H	Alcorn	91	57				
				337	H	Ark.-Pine Bluff	58	52	165	H	Southern U.	57	67				
				341	H	Mississippi Val.	55	39	120	A	Ole Miss	58	73				
				243	A	Grambling	73	63	221	A	New Orleans	69	72				

Non-Div I Games:	Wiley	74	36	Paul Quinn	85	59
------------------	-------	----	----	------------	----	----

Texas Southern

■ Loss, ■ Non-Conf, S Site, H Home A Away N Neutral

Average RPI Win: 257

Average RPI Loss: 138

WON-LOST
RECORDWINNING
PCT. RANKLAST 10
GAMESSTRENGTH OF
SCHEDULEOPP. STRENGTH
OF SCHEDULETEAM
RPIADJ.
RPICONF.
RPIADJ CONF.
RPI

DIV. I ONLY	16- 7	68	8- 2	308	228	148	148	23	23
DIV. I NON-CONF.	7- 4	102	0- 0	268	237	144	144	23	23
<hr/>									
TOTALS	RPI 1-25	RPI 26-50	W-L RECORDS	RPI 51-100	RPI 101-999	RPI 201+			
16- 7	0- 0	0- 1	OVERALL	0- 1	16- 5	13- 1			
8- 2	0- 0	0- 1	HOME	0- 0	8- 1	5- 0			
8- 4	0- 0	0- 0	AWAY	0- 0	8- 0	8- 0			
0- 1	0- 0	0- 0	NEUTRAL	0- 0	0- 1	0- 0			
7- 4	0- 0	0- 1	NON-CONFERENCE	0- 1	7- 2	6- 0			
3- 1	0- 0	0- 1	HOME	0- 0	3- 0	2- 0			
4- 2	0- 0	0- 0	AWAY	0- 1	4- 1	4- 0			
0- 1	0- 0	0- 0	NEUTRAL	0- 0	0- 1	0- 0			
9- 3	0- 0	0- 0	CONFERENCE	0- 0	9- 3	7- 1			
5- 1	0- 0	0- 0	HOME	0- 0	5- 1	3- 0			
4- 2	0- 0	0- 0	AWAY	0- 0	4- 2	4- 1			
0- 0	0- 0	0- 0	NEUTRAL	0- 0	0- 0	0- 0			

RPI 1-25				RPI 26-50				RPI 51-100				RPI 101+ Team's RPI: 148			
RPI	S	Opponent	Score	RPI	S	Opponent	Score	RPI	S	Opponent	Score	RPI	S	Opponent	Score
				48	H	Houston	67 72	63	A	TCU	58 82	102	H	South Ala.	78 63
												128	N	Bethune-Cookman	56 62
												132	A	Little Rock	48 63
												139	H	Fresno St.	76 59
												150	H	Louisiana	58 65
												167	A	Stetson	54 61
												193	H	Troy	83 75
												212	A	Arkansas St.	67 55
												223	A	Texas Tech	87 70
												249	A	Texas Southern	70 56
												262	H	Prairie View	84 57
												270	A	Appalachian St.	69 54
												270	H	Appalachian St.	92 50
												279	A	Coastal Caro.	64 65
												279	H	Coastal Caro.	78 69
												303	H	UTSA	91 38
												313	A	Incarnate Word	74 33
												315	A	Georgia St.	83 63
												321	A	Ga. Southern	81 56
												332	A	Sam Houston St.	73 41
												333	H	La.-Monroe	86 52
<hr/>															
LAST 12 Division I GAMES:															
				270	H	Appalachian St.	92 50	132	A	Little Rock	48 63				
				279	H	Coastal Caro.	78 69	212	A	Arkansas St.	67 55				
				315	A	Georgia St.	83 63	193	H	Troy	83 75				
				321	A	Ga. Southern	81 56	102	H	South Ala.	78 63				
				150	H	Louisiana	58 65	279	A	Coastal Caro.	64 65				
				333	H	La.-Monroe	86 52	270	A	Appalachian St.	69 54				

Non-Div I Games:

Texas St.

■ Loss,
 ■ Non-Conf,
 ■ S Site,
 ■ Home
 ■ A Away
 N Neutral

Average RPI Win:	296	WON-LOST	WINNING	LAST 10	STRENGTH OF	OPP. STRENGTH	TEAM	ADJ.	CONF.	ADJ CONF.
Average RPI Loss:	58	RECORD	PCT. RANK	GAMES	SCHEDULE	OF SCHEDULE	RPI	RPI	RPI	RPI
DIV. I ONLY	7- 16	276	1- 9	70	84	223	223	5	5	
DIV. I NON-CONF.	6- 5	153	0- 0	276	283	259	259	5	5	

TOTALS	RPI 1-25	RPI 26-50	W-L RECORDS	RPI 51-100	RPI 101-999	RPI 201+				
7- 16	0- 5	0- 4	OVERALL	0- 4	7- 3	6- 0				
6- 9	0- 4	0- 2	HOME	0- 0	6- 3	6- 0				
1- 7	0- 1	0- 2	AWAY	0- 4	1- 0	0- 0				
0- 0	0- 0	0- 0	NEUTRAL	0- 0	0- 0	0- 0				
6- 5	0- 2	0- 1	NON-CONFERENCE	0- 1	6- 1	6- 0				
6- 3	0- 2	0- 0	HOME	0- 0	6- 1	6- 0				
0- 2	0- 0	0- 1	AWAY	0- 1	0- 0	0- 0				
0- 0	0- 0	0- 0	NEUTRAL	0- 0	0- 0	0- 0				
1- 11	0- 3	0- 3	CONFERENCE	0- 3	1- 2	0- 0				
0- 6	0- 2	0- 2	HOME	0- 0	0- 2	0- 0				
1- 5	0- 1	0- 1	AWAY	0- 3	1- 0	0- 0				
0- 0	0- 0	0- 0	NEUTRAL	0- 0	0- 0	0- 0				

RPI 1-25				RPI 26-50				RPI 51-100				RPI 101+ Team's RPI: 223			
RPI	S	Opponent	Score	RPI	S	Opponent	Score	RPI	S	Opponent	Score	RPI	S	Opponent	Score
9	A	Bayl or	49 97	30	H	Okl ahoma	52 73	53	A	West Vi rgi ni a	52 82	115	H	Iowa St.	54 66
9	H	Bayl or	44 90	43	A	Okl ahoma St.	62 80	63	A	TCU	72 93	146	A	Kansas	68 56
10	H	Texas	39 90	43	H	Okl ahoma St.	57 98	82	A	New Mexi co	56 90	146	H	Kansas	47 60
16	H	Texas A&M	56 90	48	A	Houston	75 79	90	A	Kansas St.	69 83	148	H	Texas St.	70 87
24	H	LSU	40 48									262	H	Prai ri e Vi ew	89 60
												313	H	Incarnate Word	80 54
												323	H	UTRGV	80 64
												337	H	Ark. -Pi ne Bl uff	74 47
												342	H	Fl ori da A&M	82 63
												347	H	UMass Lowel l	93 65

LAST 12 Di vi si on I GAMES:															
90	A	Kansas St.	69 83	115	H	Iowa St.	54 66	30	H	Okl ahoma	52 73	63	A	TCU	72 93
9	H	Bayl or	44 90	43	A	Okl ahoma St.	62 80	146	H	Kansas	47 60	9	A	Bayl or	49 97
53	A	West Vi rgi ni a	52 82	39	H	Texas	39 90	43	H	Okl ahoma St.	57 98				
10	H	Texas	39 90	68	56										

Non-Di v I Games:

Texas Tech

Average RPI Win:	157	WON-LOST	WINNING	LAST 10	STRENGTH OF	OPP. STRENGTH	TEAM	ADJ.	CONF.	ADJ CONF.
Average RPI Loss:	73	RECORD	PCT. RANK	GAMES	SCHEDULE	OF SCHEDULE	RPI	RPI	RPI	RPI
DIV. I ONLY	15- 9	109	1- 3	59	89	65	65	7	7	
DIV. I NON-CONF.	9- 3	61	1- 1	64	129	30	30	8	8	

TOTALS	RPI 1-25	RPI 26-50	W-L RECORDS	RPI 51-100	RPI 101-999	RPI 201+				
15- 9	0- 3	2- 1	OVERALL	2- 3	11- 2	4- 0				
9- 2	0- 1	2- 0	HOME	2- 0	5- 1	1- 0				
5- 6	0- 2	0- 0	AWAY	0- 3	5- 1	3- 0				
1- 1	0- 0	0- 1	NEUTRAL	0- 0	1- 0	0- 0				
9- 3	0- 1	1- 1	NON-CONFERENCE	1- 1	7- 0	3- 0				
5- 0	0- 0	1- 0	HOME	1- 0	3- 0	0- 0				
3- 2	0- 1	0- 0	AWAY	0- 1	3- 0	3- 0				
1- 1	0- 0	0- 1	NEUTRAL	0- 0	1- 0	0- 0				
6- 6	0- 2	1- 0	CONFERENCE	1- 2	4- 2	1- 0				
4- 2	0- 1	1- 0	HOME	1- 0	2- 1	1- 0				
2- 4	0- 1	0- 0	AWAY	0- 2	2- 1	0- 0				
0- 0	0- 0	0- 0	NEUTRAL	0- 0	0- 0	0- 0				

RPI 1-25				RPI 26-50				RPI 51-100				Team's RPI: 65				RPI 101+			
RPI	S	Opponent	Score	RPI	S	Opponent	Score	RPI	S	Opponent	Score	RPI	S	Opponent	Score	RPI	S	Opponent	Score
4	A	Louisville	55 90	42	H	Ball St.	72 66	55	A	Duquesne	54 73	106	A	Western Mich.	78 73				
23	A	Buffalo	69 87	44	H	Dayton	68 50	73	H	Maine	65 64	127	H	Cleveland St.	65 56				
23	H	Buffalo	73 84	46	N	Western Ky.	56 70	80	A	Ohio	61 78	129	H	Saint Francis (PA)	74 66				
								80	H	Ohio	75 57	130	H	Northern Ill.	63 60				
								87	A	Miami (OH)	58 67	136	H	Kent St.	55 62				
												150	H	Louisiana	79 55				
												165	N	Southern U.	81 76				
												198	A	Bowling Green	77 67				
												200	A	Eastern Mich.	57 70				
												222	H	Akron	60 54				
												238	A	St. Bonaventure	58 39				
												310	A	Detroit Mercy	81 64				
												338	A	Iona	74 57				

LAST 12 Division I GAMES:																			
150	H	Louisiana	79 55	136	H	Kent St.	55 62												
4	A	Louisville	55 90	23	A	Buffalo	69 87												
87	A	Miami (OH)	58 67	42	H	Ball St.	72 66												
23	H	Buffalo	73 84	130	H	Northern Ill.	63 60												
106	A	Western Mich.	78 73	80	H	Ohio	75 57												
198	A	Bowling Green	77 67	200	A	Eastern Mich.	57 70												

Non-Div I Games:

Toledo

Average RPI Win:	259	WON-LOST	WINNING	LAST 10	STRENGTH OF	OPP. STRENGTH	TEAM	ADJ.	CONF.	ADJ CONF.
Average RPI Loss:	151	RECORD	PCT. RANK	GAMES	SCHEDULE	OF SCHEDULE	RPI	RPI	RPI	RPI
DIV. I ONLY	8- 14	250	3- 7	278	186	263	263	10	10	
DIV. I NON-CONF.	5- 6	187	0- 1	338	275	298	298	12	12	

TOTALS	RPI 1-25	RPI 26-50	W-L RECORDS	RPI 51-100	RPI 101-999	RPI 201+				
8- 14	0- 0	0- 0	OVERALL	0- 5	8- 9	6- 4				
4- 6	0- 0	0- 0	HOME	0- 2	4- 4	3- 2				
3- 7	0- 0	0- 0	AWAY	0- 3	3- 4	2- 2				
1- 1	0- 0	0- 0	NEUTRAL	0- 0	1- 1	1- 0				
5- 6	0- 0	0- 0	NON-CONFERENCE	0- 1	5- 5	4- 3				
3- 2	0- 0	0- 0	HOME	0- 1	3- 1	2- 1				
1- 3	0- 0	0- 0	AWAY	0- 0	1- 3	1- 2				
1- 1	0- 0	0- 0	NEUTRAL	0- 0	1- 1	1- 0				
3- 8	0- 0	0- 0	CONFERENCE	0- 4	3- 4	2- 1				
1- 4	0- 0	0- 0	HOME	0- 1	1- 3	1- 1				
2- 4	0- 0	0- 0	AWAY	0- 3	2- 1	1- 0				
0- 0	0- 0	0- 0	NEUTRAL	0- 0	0- 0	0- 0				

RPI 1-25				RPI 26-50				RPI 51-100				RPI 101+ Team's RPI: 263			
RPI	S	Opponent	Score	RPI	S	Opponent	Score	RPI	S	Opponent	Score	RPI	S	Opponent	Score
								54	A	Drexel	53 78	126	A	Delaware	49 51
								68	A	Elon	61 84	134	H	Northeastern	61 70
								68	H	Elon	45 71	140	A	William & Mary	67 66
								81	A	James Madison	45 69	140	H	William & Mary	63 75
								94	H	George Washington	43 66	147	A	Pittsburgh	63 81
												161	N	Radford	66 69
												191	H	Saint Joseph's	90 66
												218	A	Norfolk St.	76 86
												224	A	Loyola Maryland	76 67
												260	A	Col. of Charleston	83 58
												260	H	Col. of Charleston	67 80
												266	H	UNCW	72 71
												276	H	Colgate	61 65
												287	A	Massachusetts	49 72
												324	H	Wagner	64 42
												327	H	UMBC	95 64
												337	N	Ark.-Pine Bluff	70 44

LAST 12 Division I GAMES:															
140	H	William & Mary	63 75	266	H	UNCW	72 71	140	A	William & Mary	67 66				
54	A	Drexel	53 78	81	A	James Madison	45 69	260	H	Col. of Charleston	67 80				
68	H	Elon	45 71	134	H	Northeastern	61 70	161	N	Radford	66 69				
260	A	Col. of Charleston	83 58												
68	A	Elon	61 84												
126	A	Delaware	49 51												

Non-Div I Games:

Towson

Average RPI Win:	249	WON-LOST	WINNING	LAST 10	STRENGTH OF	OPP. STRENGTH	TEAM	ADJ.	CONF.	ADJ CONF.
Average RPI Loss:	142	RECORD	PCT. RANK	GAMES	SCHEDULE	OF SCHEDULE	RPI	RPI	RPI	RPI
DIV. I ONLY	9- 10	200	6- 4	264	170	193	193	23	23	
DIV. I NON-CONF.	3- 6	239	0- 2	209	85	197	197	23	23	

TOTALS	RPI 1-25	RPI 26-50	W-L RECORDS	RPI 51-100	RPI 101-999	RPI 201+				
9- 10	0- 1	0- 0	OVERALL	1- 1	8- 8	6- 1				
5- 1	0- 0	0- 0	HOME	1- 0	4- 1	3- 1				
4- 8	0- 1	0- 0	AWAY	0- 1	4- 6	3- 0				
0- 1	0- 0	0- 0	NEUTRAL	0- 0	0- 1	0- 0				
3- 6	0- 1	0- 0	NON-CONFERENCE	1- 1	2- 4	2- 0				
1- 0	0- 0	0- 0	HOME	1- 0	0- 0	0- 0				
2- 5	0- 1	0- 0	AWAY	0- 1	2- 3	2- 0				
0- 1	0- 0	0- 0	NEUTRAL	0- 0	0- 1	0- 0				
6- 4	0- 0	0- 0	CONFERENCE	0- 0	6- 4	4- 1				
4- 1	0- 0	0- 0	HOME	0- 0	4- 1	3- 1				
2- 3	0- 0	0- 0	AWAY	0- 0	2- 3	1- 0				
0- 0	0- 0	0- 0	NEUTRAL	0- 0	0- 0	0- 0				

RPI 1-25				RPI 26-50				RPI 51-100				RPI 101+				Team's RPI: 193
RPI	S	Opponent	Score	RPI	S	Opponent	Score	RPI	S	Opponent	Score	RPI	S	Opponent	Score	
11	A	Tennessee	69 131					97	A	Tulane	75 106	102	A	South Ala.	68 79	
								98	H	Jacksonville	89 88	102	H	South Ala.	82 71	
												120	A	Ole Miss	93 96	
												131	A	Middle Tenn.	57 73	
												148	A	Texas St.	75 83	
												150	A	Louisiana	62 55	
												166	A	Samford	73 80	
												166	N	Samford	76 82	
												197	A	UT Arlington	57 76	
												270	H	Appalachian St.	81 74	
												279	H	Coastal Caro.	92 97	
												315	H	Georgia St.	90 86	
												320	A	Alabama St.	93 63	
												321	H	Ga. Southern	88 47	
												333	A	La.-Monroe	86 79	
												336	A	Tennessee St.	95 66	

LAST 12 Division I GAMES:																
102	H	South Ala.	82 71	148	A	Texas St.	75 83									
150	A	Louisiana	62 55	197	A	UT Arlington	57 76									
333	A	La.-Monroe	86 79	315	H	Georgia St.	90 86									
279	H	Coastal Caro.	92 97	321	H	Ga. Southern	88 47									
270	H	Appalachian St.	81 74	166	N	Samford	76 82									
102	A	South Ala.	68 79	97	A	Tulane	75 106									

Non-Div I Games: Montevallo 130 50 Stillman 89 62

Troy

Average RPI Win:	178	WON-LOST	WINNING	LAST 10	STRENGTH OF	OPP. STRENGTH	TEAM	ADJ.	CONF.	ADJ CONF.
Average RPI Loss:	61	RECORD	PCT. RANK	GAMES	SCHEDULE	OF SCHEDULE	RPI	RPI	RPI	RPI
DIV. I ONLY	12- 12	173	4- 6	37	74	97	97	8	8	
DIV. I NON-CONF.	8- 5	111	1- 0	84	86	83	83	7	7	

TOTALS	RPI 1-25	RPI 26-50	W-L RECORDS	RPI 51-100	RPI 101-999	RPI 201+				
12- 12	0- 3	0- 6	OVERALL	1- 0	11- 3	4- 0				
8- 4	0- 1	0- 2	HOME	0- 0	8- 1	2- 0				
3- 6	0- 0	0- 0	AWAY	1- 0	2- 0	1- 0				
1- 2	0- 0	0- 1	NEUTRAL	0- 0	1- 1	1- 0				
8- 5	0- 2	0- 1	NON-CONFERENCE	1- 0	7- 2	3- 0				
5- 1	0- 1	0- 0	HOME	0- 0	5- 0	1- 0				
2- 2	0- 1	0- 0	AWAY	1- 0	1- 1	1- 0				
1- 2	0- 0	0- 1	NEUTRAL	0- 0	1- 1	1- 0				
4- 7	0- 1	0- 5	CONFERENCE	0- 0	4- 1	1- 0				
3- 3	0- 0	0- 2	HOME	0- 0	3- 1	1- 0				
1- 4	0- 1	0- 3	AWAY	0- 0	1- 0	0- 0				
0- 0	0- 0	0- 0	NEUTRAL	0- 0	0- 0	0- 0				

RPI 1-25				RPI 26-50				RPI 51-100 Team's RPI: 97				RPI 101+			
RPI	S	Opponent	Score	RPI	S	Opponent	Score	RPI	S	Opponent	Score	RPI	S	Opponent	Score
1	A	UConn	45 98	28	A	South Fla.	46 75	73	A	Maine	42 34	115	N	Iowa St.	64 67
19	A	NC State	55 79	28	H	South Fla.	53 63					121	H	Vanderbilt	71 59
24	H	LSU	50 73	44	N	Dayton	65 71					122	H	UTEP	67 56
				47	A	UCF	51 59					131	H	Middle Tenn.	62 44
				48	A	Houston	48 72					163	A	Southern Miss.	58 66
				48	H	Houston	92 98					168	H	Wichita St.	56 64
												177	H	Temple	69 65
												186	A	Tulsa	72 63
												186	H	Tulsa	70 39
												193	H	Troy	106 75
												207	H	East Carolina	64 58
												221	H	New Orleans	79 56
												253	N	San Diego St.	80 46
												261	A	McNeese	70 66

LAST 12 Division I GAMES:															
177	H	Temple	69 65	47	A	UCF	51 59								
28	H	South Fla.	53 63	168	H	Wichita St.	56 64								
48	A	Houston	48 72	48	H	Houston	92 98								
1	A	UConn	45 98	186	A	Tulsa	72 63								
207	H	East Carolina	64 58	28	A	South Fla.	46 75								
186	H	Tulsa	70 39	122	H	UTEP	67 56								

Non-Div I Games:

Tulane

Average RPI Win: **183**
 Average RPI Loss: **122**

WON-LOST
RECORD

WINNING
PCT. RANK

LAST 10
GAMES

STRENGTH OF
SCHEDULE

OPP. STRENGTH
OF SCHEDULE

TEAM
RPI

ADJ.
RPI

CONF.
RPI

ADJ CONF.
RPI

DIV. I ONLY	8- 15	263	1- 9	69	111	186	186	8	8
DIV. I NON-CONF.	6- 6	170	1- 0	66	301	127	127	7	7
<hr/>									
TOTALS	RPI 1-25	RPI 26-50	W-L RECORDS	RPI 51-100	RPI 101-999	RPI 201+			
8- 15	0- 1	0- 2	OVERALL	1- 5	7- 7	3- 4			
4- 7	0- 0	0- 2	HOME	0- 3	4- 2	3- 1			
3- 8	0- 1	0- 0	AWAY	1- 2	2- 5	0- 3			
1- 0	0- 0	0- 0	NEUTRAL	0- 0	1- 0	0- 0			
6- 6	0- 0	0- 0	NON-CONFERENCE	1- 3	5- 3	3- 2			
3- 3	0- 0	0- 0	HOME	0- 2	3- 1	3- 1			
2- 3	0- 0	0- 0	AWAY	1- 1	1- 2	0- 1			
1- 0	0- 0	0- 0	NEUTRAL	0- 0	1- 0	0- 0			
2- 9	0- 1	0- 2	CONFERENCE	0- 2	2- 4	0- 2			
1- 4	0- 0	0- 2	HOME	0- 1	1- 1	0- 0			
1- 5	0- 1	0- 0	AWAY	0- 1	1- 3	0- 2			
0- 0	0- 0	0- 0	NEUTRAL	0- 0	0- 0	0- 0			

RPI 1-25				RPI 26-50				RPI 51-100				RPI 101+				Team's RPI: 186
RPI	S	Opponent	Score	RPI	S	Opponent	Score	RPI	S	Opponent	Score	RPI	S	Opponent	Score	
1	A	UConn	60 78	28	H	South Fla.	57 71	67	H	American	67 72	103	A	Saint Louis	66 77	
				47	H	UCF	44 47	69	H	Belmont	65 90	132	A	Little Rock	74 61	
								76	A	South Dakota	64 61	137	H	Cincinnati	64 51	
								88	A	Arkansas	41 67	145	N	Binghamton	60 55	
								97	A	Tulane	39 70	168	A	Wichita St.	67 62	
								97	H	Tulane	63 72	176	H	Memphis	48 69	
												177	A	Temple	75 76	
												205	H	Oral Roberts	41 53	
												207	A	East Carolina	67 73	
												212	H	Arkansas St.	68 58	
												215	A	SMU	70 74	
												251	A	North Texas	43 66	
												259	H	UMKC	76 52	
												337	H	Ark.-Pine Bluff	87 37	
<hr/>																
LAST 12 Division I GAMES:																
215	A	SMU	70 74	176	H	Memphis	48 69	207	A	East Carolina	67 73	137	H	Cincinnati	64 51	
177	A	Temple	75 76	97	H	Tulane	63 72	168	A	Wichita St.	67 62	212	H	Arkansas St.	68 58	
28	H	South Fla.	57 71													
47	H	UCF	44 47													
97	A	Tulane	39 70													
1	A	UConn	60 78													

Non-Div I Games:

Alas. Anchorage

53

59

Tulsa

Average RPI Win:	207	WON-LOST	WINNING	LAST 10	STRENGTH OF	OPP. STRENGTH	TEAM	ADJ.	CONF.	ADJ CONF.
Average RPI Loss:	136	RECORD	PCT. RANK	GAMES	SCHEDULE	OF SCHEDULE	RPI	RPI	RPI	RPI
DIV. I ONLY	17- 3	12	8- 1	226	187	72	72	18	18	
DIV. I NON-CONF.	9- 2	34	2- 0	301	194	101	101	19	19	

TOTALS	RPI 1-25	RPI 26-50	W-L RECORDS	RPI 51-100	RPI 101-999	RPI 201+				
17- 3	0- 0	1- 0	OVERALL	0- 1	16- 2	7- 0				
8- 1	0- 0	1- 0	HOME	0- 0	7- 1	4- 0				
8- 1	0- 0	0- 0	AWAY	0- 0	8- 1	3- 0				
1- 1	0- 0	0- 0	NEUTRAL	0- 1	1- 0	0- 0				
9- 2	0- 0	0- 0	NON-CONFERENCE	0- 1	9- 1	4- 0				
5- 0	0- 0	0- 0	HOME	0- 0	5- 0	3- 0				
3- 1	0- 0	0- 0	AWAY	0- 0	3- 1	1- 0				
1- 1	0- 0	0- 0	NEUTRAL	0- 1	1- 0	0- 0				
8- 1	0- 0	1- 0	CONFERENCE	0- 0	7- 1	3- 0				
3- 1	0- 0	1- 0	HOME	0- 0	2- 1	1- 0				
5- 0	0- 0	0- 0	AWAY	0- 0	5- 0	2- 0				
0- 0	0- 0	0- 0	NEUTRAL	0- 0	0- 0	0- 0				

RPI 1-25				RPI 26-50				RPI 51-100				Team's RPI: 72				RPI 101+			
RPI	S	Opponent	Score	RPI	S	Opponent	Score	RPI	S	Opponent	Score	RPI	S	Opponent	Score	RPI	S	Opponent	Score
				46	H	Western Ky.	79 61									102	A	South Ala.	78 66
																122	A	UTEP	84 64
																131	A	Middle Tenn.	59 51
																144	H	Southern Ill.	76 66
																158	A	High Point	77 61
																163	H	Southern Miss.	63 80
																166	H	Samford	77 53
																173	A	Louisiana Tech	66 61
																176	A	Memphis	62 64
																182	H	Fla. Atlantic	90 57
																201	N	UC Santa Barbara	67 54
																251	H	North Texas	68 52
																270	A	Appalachian St.	70 59
																294	A	FIU	71 61
																304	H	Alabama A&M	85 58
																312	A	Old Dominion	74 61
																320	H	Alabama St.	61 44
																341	H	Mississippi Val.	87 72
LAST 12 Division I GAMES:																			
				173	A	Louisiana Tech	66 61					46	H	Western Ky.	79 61				
				122	A	UTEP	84 64					131	A	Middle Tenn.	59 51				
				182	H	Fla. Atlantic	90 57					312	A	Old Dominion	74 61				
				294	A	FIU	71 61					102	A	South Ala.	78 66				
				251	H	North Texas	68 52					320	H	Alabama St.	61 44				
				163	H	Southern Miss.	63 80					304	H	Alabama A&M	85 58				

Non-Div I Games: Tuskegee 105 50 Miles 85 42

UAB

Average RPI Loss: 89

DIV. I ONLY	19- 4	16	9- 1	218	126	66	66	21	21
DIV. I NON-CONF.	10- 3	51	1- 1	182	44	59	59	20	20
TOTALS	RPI 1-25	RPI 26-50	W-L RECORDS	RPI 51-100	RPI 101-999	RPI 201+			
19- 4	0- 0	0- 2	OVERALL	2- 1	17- 1	8- 0			
10- 1	0- 0	0- 1	HOME	1- 0	9- 0	5- 0			
8- 3	0- 0	0- 1	AWAY	1- 1	7- 1	3- 0			
1- 0	0- 0	0- 0	NEUTRAL	0- 0	1- 0	0- 0			
10- 3	0- 0	0- 2	NON-CONFERENCE	2- 1	8- 0	4- 0			
5- 1	0- 0	0- 1	HOME	1- 0	4- 0	2- 0			
4- 2	0- 0	0- 1	AWAY	1- 1	3- 0	2- 0			
1- 0	0- 0	0- 0	NEUTRAL	0- 0	1- 0	0- 0			
9- 1	0- 0	0- 0	CONFERENCE	0- 0	9- 1	4- 0			
5- 0	0- 0	0- 0	HOME	0- 0	5- 0	3- 0			
4- 1	0- 0	0- 0	AWAY	0- 0	4- 1	1- 0			
0- 0	0- 0	0- 0	NEUTRAL	0- 0	0- 0	0- 0			

RPI 1-25				RPI 26-50				RPI 51-100				Team's RPI: 66				RPI 101+			
RPI	S	Opponent	Score	RPI	S	Opponent	Score	RPI	S	Opponent	Score	RPI	S	Opponent	Score	RPI	S	Opponent	Score
				47	H	UCF	55 62	75	A	Fordham	62 70	117	N	Yale	71 61				
				49	A	Oregon St.	47 61	78	A	Saint Mary's (CA)	74 50	149	A	Pacific	90 58				
								83	H	Washington St.	91 76	152	A	Cal Poly	80 76				
												152	H	Cal Poly	85 77				
												153	H	Portland St.	79 67				
												164	H	San Francisco	72 55				
												179	A	UC Irvine	76 67				
												184	A	CSUN	71 75				
												201	A	UC Santa Barbara	68 61				
												201	H	UC Santa Barbara	69 63				
												204	A	Seattle U	79 53				
												236	H	Pepperdine	69 64				
												242	H	UC Riverside	74 63				
												255	H	Hawaii	76 52				
												284	H	Sacramento St.	79 72				
												299	H	Cal St. Fullerton	67 53				
												302	A	Southern Utah	85 59				
												335	A	Long Beach St.	83 71				
LAST 12 Division I GAMES:																			
				152	H	Cal Poly	85 77	201	A	UC Santa Barbara	68 61								
				184	A	CSUN	71 75	242	H	UC Riverside	74 63								
				335	A	Long Beach St.	83 71	255	H	Hawaii	76 52								
				201	H	UC Santa Barbara	69 63	179	A	UC Irvine	76 67								
				299	H	Cal St. Fullerton	67 53	75	A	Fordham	62 70								
				152	A	Cal Poly	80 76	117	N	Yale	71 61								

UC Davi s

UC Irvine				Through Games Of Feb. 7, 2018							
Average RPI	Win:	258	WON-LOST	WINNING	LAST 10	STRENGTH OF	OPP. STRENGTH	TEAM	ADJ.	CONF.	ADJ CONF.
Average RPI	Loss:	136	RECORD	PCT. RANK	GAMES	SCHEDULE	OF SCHEDULE	RPI	RPI	RPI	RPI
DIV. I ONLY			14- 8	98	8- 2	306	205	179	179	21	21
DIV. I NON-CONF.			7- 6	165	2- 0	302	222	223	223	20	20

TOTALS	RPI 1-25			RPI 26-50		W-L RECORDS	RPI 51-100	RPI 101-999		RPI 201+	
14- 8	0- 0			0- 0		OVERALL	0- 3	14- 5		12- 1	
6- 3	0- 0			0- 0		HOME	0- 1	6- 2		4- 0	
8- 3	0- 0			0- 0		AWAY	0- 2	8- 1		8- 0	
0- 2	0- 0			0- 0		NEUTRAL	0- 0	0- 2		0- 1	
7- 6	0- 0			0- 0		NON-CONFERENCE	0- 2	7- 4		7- 1	
3- 2	0- 0			0- 0		HOME	0- 0	3- 2		3- 0	
4- 2	0- 0			0- 0		AWAY	0- 2	4- 0		4- 0	
0- 2	0- 0			0- 0		NEUTRAL	0- 0	0- 2		0- 1	
7- 2	0- 0			0- 0		CONFERENCE	0- 1	7- 1		5- 0	
3- 1	0- 0			0- 0		HOME	0- 1	3- 0		1- 0	
4- 1	0- 0			0- 0		AWAY	0- 0	4- 1		4- 0	
0- 0	0- 0			0- 0		NEUTRAL	0- 0	0- 0		0- 0	

RPI 1-25				RPI 26-50				RPI 51-100				RPI 101+ Team's RPI: 179					
RPI	S	Opponent	Score	RPI	S	Opponent	Score	RPI	S	Opponent	Score	RPI	S	Opponent	Score		
								66	H	UC Davis	67	76	152	A	Cal Poly	76	79
								82	A	New Mexico	61	83	153	H	Portland St.	72	82
								92	A	UNLV	54	73	168	N	Wichita St.	53	76
												171	H	Idaho St.	72	78	
												184	H	CSUN	56	47	
												201	H	UC Santa Barbara	77	74	
												202	N	Illinois	59	65	
												204	A	Seattle U	84	79	
												236	H	Pepperdine	75	74	
												239	A	CSU Bakersfield	72	59	
												242	A	UC Riverside	81	71	
												253	A	San Diego St.	67	65	
												255	A	Hawaii	74	67	
												255	H	Hawaii	70	66	
												292	H	Utah St.	87	84	
												299	A	Cal St. Fullerton	76	60	
												302	A	Southern Utah	71	64	
												311	H	Portland	63	52	
												335	A	Long Beach St.	100	81	
LAST 12 Division I GAMES:																	
				335	A	Long Beach St.	100	81	201	H	UC Santa Barbara	77	74				
				299	A	Cal St. Fullerton	76	60	255	A	Hawaii	74	67				
				184	H	CSUN	56	47	66	H	UC Davis	67	76				
				242	A	UC Riverside	81	71	239	A	CSU Bakersfield	72	59				
				255	H	Hawaii	70	66	204	A	Seattle U	84	79				
				152	A	Cal Poly	76	79	153	H	Portland St.	72	82				

Non-Div I Games: Chapman 92 57

Average RPI Win:	227	WON-LOST	WINNING	LAST 10	STRENGTH OF	OPP. STRENGTH	TEAM	ADJ.	CONF.	ADJ CONF.
Average RPI Loss:	125	RECORD	PCT. RANK	GAMES	SCHEDULE	OF SCHEDULE	RPI	RPI	RPI	RPI
DIV. I ONLY	6- 17	292	3- 7	100	141	242	242	21	21	
DIV. I NON-CONF.	3- 11	289	0- 3	53	45	203	203	20	20	

TOTALS	RPI 1-25	RPI 26-50	W-L RECORDS	RPI 51-100	RPI 101-999	RPI 201+				
6- 17	0- 2	0- 2	OVERALL	1- 3	5- 10	4- 3				
4- 5	0- 0	0- 1	HOME	0- 0	4- 4	4- 0				
1- 10	0- 2	0- 1	AWAY	0- 3	1- 4	0- 1				
1- 2	0- 0	0- 0	NEUTRAL	1- 0	0- 2	0- 2				
3- 11	0- 2	0- 2	NON-CONFERENCE	1- 2	2- 5	1- 2				
1- 3	0- 0	0- 1	HOME	0- 0	1- 2	1- 0				
1- 6	0- 2	0- 1	AWAY	0- 2	1- 1	0- 0				
1- 2	0- 0	0- 0	NEUTRAL	1- 0	0- 2	0- 2				
3- 6	0- 0	0- 0	CONFERENCE	0- 1	3- 5	3- 1				
3- 2	0- 0	0- 0	HOME	0- 0	3- 2	3- 0				
0- 4	0- 0	0- 0	AWAY	0- 1	0- 3	0- 1				
0- 0	0- 0	0- 0	NEUTRAL	0- 0	0- 0	0- 0				

RPI 1-25				RPI 26-50				RPI 51-100				RPI 101+ Team's RPI: 242			
RPI	S	Opponent	Score	RPI	S	Opponent	Score	RPI	S	Opponent	Score	RPI	S	Opponent	Score
8	A	UCLA	48 68	33	A	Arizona St.	48 73	56	A	Minnesota	75 101	115	A	Iowa St.	66 89
12	A	Stanford	43 53	50	H	Southern Cal i forn i a	46 64	66	A	UC Dav i s	63 74	122	H	UTEP	62 73
								76	A	South Dakota	66 75	139	A	Fresno St.	68 56
								92	N	UNLV	95 88	152	A	Cal Poly	73 91
												152	H	Cal Poly	82 87
												159	H	Loyol a Marymount	59 67
												179	H	UC Irvi ne	71 81
												184	A	CSUN	55 60
												215	N	SMU	51 73
												239	H	CSU Bakersfi el d	68 65
												255	A	Hawai i	57 63
												255	H	Hawai i	79 57
												284	N	Sacramento St.	72 99
												299	H	Cal St. Fullerton	63 50
												335	H	Long Beach St.	77 53

LAST 12 Divisi on I GAMES:															
152	A	Cal Poly	73 91	66	A	UC Dav i s	63 74								
255	A	Hawai i	57 63	335	H	Long Beach St.	77 53								
179	H	UC Irvi ne	71 81	152	H	Cal Poly	82 87								
184	A	CSUN	55 60	122	H	UTEP	62 73								
255	H	Hawai i	79 57	56	A	Minnesota	75 101								
299	H	Cal St. Fullerton	63 50	76	A	South Dakota	66 75								

Non-Div I Games:

UC Riverside

RPI

RPI 1-25				RPI 26-50				RPI 51-100				RPI 101+				Team's RPI: 201	
RPI	S	Opponent	Score	RPI	S	Opponent	Score	RPI	S	Opponent	Score	RPI	S	Opponent	Score		
8	A	UCLA	44 74	49	A	Oregon St.	49 74	66	A	UC Davis	63 69	139	H	Fresno St.	57 64		
								66	H	UC Davis	61 68	152	H	Cal Poly	73 68		
								72	N	UAB	54 67	159	A	Loyola Marymount	61 67		
								78	A	Saint Mary's (CA)	59 89	179	A	UC Irvine	74 77		
												184	A	CSUN	74 73		
												184	H	CSUN	30 48		
												204	H	Seattle U	71 77		
												213	H	San Diego	58 71		
												237	A	New Mexico St.	77 47		
												253	H	San Diego St.	77 64		
												255	H	Hawaii	71 61		
												273	A	Santa Clara	63 68		
												325	A	Northern Ariz.	96 93		
												335	A	Long Beach St.	90 74		
												335	H	Long Beach St.	51 44		
LAST 12 Division I GAMES:																	
				255	H	Hawaii	71 61	184	A	CSUN	74 73						
				184	H	CSUN	30 48	152	H	Cal Poly	73 68						
				66	A	UC Davis	63 69	335	H	Long Beach St.	51 44						
				335	A	Long Beach St.	90 74	237	A	New Mexico St.	77 47						
				66	H	UC Davis	61 68	253	H	San Diego St.	77 64						
				179	A	UC Irvine	74 77	159	A	Loyola Marymount	61 67						

UC Santa Barbara

Average RPI	Win:	165	WON-LOST	WINNING	LAST 10	STRENGTH OF	OPP. STRENGTH	TEAM	ADJ.	CONF.	ADJ CONF.
Average RPI	Loss:	66	RECORD	PCT. RANK	GAMES	SCHEDULE	OF SCHEDULE	RPI	RPI	RPI	RPI
DIV. I ONLY		16- 8		77	7- 3	50	66	47	47	8	8
DIV. I NON-CONF.		8- 5		111	1- 0	57	131	64	64	7	7
<hr/>											
TOTALS	RPI 1-25		RPI 26-50		W-L RECORDS	RPI 51-100		RPI 101-999		RPI 201+	
16- 8	0- 2		0- 1		OVERALL	4- 3		12- 2		5- 0	
9- 3	0- 1		0- 0		HOME	2- 2		7- 0		2- 0	
7- 5	0- 1		0- 1		AWAY	2- 1		5- 2		3- 0	
0- 0	0- 0		0- 0		NEUTRAL	0- 0		0- 0		0- 0	
8- 5	0- 0		0- 0		NON-CONFERENCE	3- 3		5- 2		3- 0	
4- 2	0- 0		0- 0		HOME	1- 2		3- 0		1- 0	
4- 3	0- 0		0- 0		AWAY	2- 1		2- 2		2- 0	
0- 0	0- 0		0- 0		NEUTRAL	0- 0		0- 0		0- 0	
8- 3	0- 2		0- 1		CONFERENCE	1- 0		7- 0		2- 0	
5- 1	0- 1		0- 0		HOME	1- 0		4- 0		1- 0	
3- 2	0- 1		0- 1		AWAY	0- 0		3- 0		1- 0	
0- 0	0- 0		0- 0		NEUTRAL	0- 0		0- 0		0- 0	

RPI	S	Opponent	Score	RPI	S	Opponent	Score	Team's RPI: 47	RPI	S	Opponent	Score	RPI	S	Opponent	Score
1	A	UConn	44 80	28	A	South Fla.	45 62		52	A	Virginia Tech	69 86	137	A	Cincinnati	50 38
1	H	UConn	37 55						60	H	Mercer	64 73	149	A	Pacific	74 78
									64	H	IUPUI	63 59	154	H	UNI	53 43
									66	A	UC Davis	62 55	155	H	Davidson	62 54
									68	H	Elon	57 71	166	A	Samford	51 58
									91	A	Chattanooga	58 57	168	H	Wichita St.	59 53
									97	H	Tulane	59 51	176	H	Memphis	61 41
													177	H	Temple	76 46
													186	A	Tulsa	47 44
													206	A	Boston U.	47 32
													215	A	SMU	60 42
													215	H	SMU	58 43
													217	A	Gardner-Webb	65 30
													321	H	Ga. Southern	62 38
<hr/>																
LAST 12 Division I GAMES:																
1	H	UConn	37 55	28	A	South Fla.	45 62		1	A	UConn	44 80				
176	H	Memphis	61 41						168	H	Wichita St.	59 53				
137	A	Cincinnati	50 38						215	A	SMU	60 42				
186	A	Tulsa	47 44						177	H	Temple	76 46				
215	H	SMU	58 43						155	H	Davidson	62 54				
97	H	Tulane	59 51													

Non-Div I Games:

UCF

Average RPI Win: 103		WON-LOST	WINNING	LAST 10	STRENGTH OF	OPP. STRENGTH	TEAM	ADJ.	CONF.	ADJ CONF.
Average RPI Loss: 16		RECORD	PCT. RANK	GAMES	SCHEDULE	OF SCHEDULE	RPI	RPI	RPI	RPI
DIV. I ONLY		19- 4	16	9- 1	12	3	8	8	4	4
DIV. I NON-CONF.		9- 2	34	0- 0	33	13	14	14	3	3

TOTALS		RPI 1-25		RPI 26-50	W-L RECORDS		RPI 51-100	RPI 101-999	RPI 201+	
19- 4		2- 3		6- 1	OVERALL		5- 0	6- 0	3- 0	
9- 2		2- 2		3- 0	HOME		0- 0	4- 0	3- 0	
8- 2		0- 1		2- 1	AWAY		4- 0	2- 0	0- 0	
2- 0		0- 0		1- 0	NEUTRAL		1- 0	0- 0	0- 0	
9- 2		1- 1		1- 1	NON-CONFERENCE		3- 0	4- 0	3- 0	
5- 1		1- 1		0- 0	HOME		0- 0	4- 0	3- 0	
2- 1		0- 0		0- 1	AWAY		2- 0	0- 0	0- 0	
2- 0		0- 0		1- 0	NEUTRAL		1- 0	0- 0	0- 0	
10- 2		1- 2		5- 0	CONFERENCE		2- 0	2- 0	0- 0	
4- 1		1- 1		3- 0	HOME		0- 0	0- 0	0- 0	
6- 1		0- 1		2- 0	AWAY		2- 0	2- 0	0- 0	
0- 0		0- 0		0- 0	NEUTRAL		0- 0	0- 0	0- 0	

RPI	S	Opponent	Score	RPI	S	Opponent	Score	RPI	S	Opponent	Score	RPI	S	Opponent	Score
1	H	UConn	60 78	36	A	Cal i forn i a	82 46	75	A	Fordham	67 30	135	A	Col orado	93 55
7	H	Oregon	61 70	36	H	Cal i forn i a	60 52	83	A	Washi ngton St.	79 71	169	A	Washi ngton	86 69
9	H	Bayl or	82 68	39	N	Creighton	72 63	85	A	Utah	81 74	201	H	UC Santa Barbara	74 44
12	A	Stanford	65 76	43	A	Oklahoma St.	72 87	90	N	Kansas St.	64 55	242	H	UC Riverside	68 48
12	H	Stanford	64 53	49	H	Oregon St.	84 49	93	A	Seton Hall	77 68	250	H	San Jose St.	129 69
				50	A	Southern Cal i forn i a	84 70					254	H	Presbyter i an	76 40
				50	H	Southern Cal i forn i a	59 46								
LAST 12 Division I GAMES:															
				50	A	Southern Cal i forn i a	84 70	135	A	Col orado	93 55				
				50	H	Southern Cal i forn i a	59 46	85	A	Utah	81 74				
				83	A	Washington St.	79 71	7	H	Oregon	61 70				
				169	A	Washington	86 69	49	H	Oregon St.	84 49				
				12	H	Stanford	64 53	36	A	Cal i forn i a	82 46				
				36	H	Cal i forn i a	60 52	12	A	Stanford	65 76				

Non-Div I Games:

UCLA

Average RPI	Win:	78	WON-LOST	WINNING	LAST 10	STRENGTH OF	OPP. STRENGTH	TEAM	ADJ.	CONF.	ADJ CONF.
Average RPI	Loss:	0	RECORD	PCT. RANK	GAMES	SCHEDULE	OF SCHEDULE	RPI	RPI	RPI	RPI
DIV. I ONLY		23- 0		1	10- 0	3	1	1	1	8	8
DIV. I NON-CONF.		12- 0		1	2- 0	1	1	1	1	7	7

TOTALS	RPI 1-25		RPI 26-50		W-L RECORDS	RPI 51-100		RPI 101-999		RPI 201+	
23- 0	7- 0		6- 0		OVERALL	3- 0		7- 0		1- 0	
8- 0	2- 0		2- 0		HOME	1- 0		3- 0		0- 0	
11- 0	4- 0		3- 0		AWAY	0- 0		4- 0		1- 0	
4- 0	1- 0		1- 0		NEUTRAL	2- 0		0- 0		0- 0	
12- 0	7- 0		2- 0		NON-CONFERENCE	2- 0		1- 0		0- 0	
3- 0	2- 0		1- 0		HOME	0- 0		0- 0		0- 0	
5- 0	4- 0		0- 0		AWAY	0- 0		1- 0		0- 0	
4- 0	1- 0		1- 0		NEUTRAL	2- 0		0- 0		0- 0	
11- 0	0- 0		4- 0		CONFERENCE	1- 0		6- 0		1- 0	
5- 0	0- 0		1- 0		HOME	1- 0		3- 0		0- 0	
6- 0	0- 0		3- 0		AWAY	0- 0		3- 0		1- 0	
0- 0	0- 0		0- 0		NEUTRAL	0- 0		0- 0		0- 0	

RPI	S	Opponent	Score	RPI	S	Opponent	Score	RPI	S	Opponent	Score	RPI	S	Opponent	Score
2	H	Notre Dame	80 71	28	A	South Fla.	100 49	55	N	Duquesne	104 52	137	H	Cincinnati	106 65
8	A	UCLA	78 60	30	N	Oklahoma	88 64	59	N	Michigan St.	96 62	176	A	Memphis	93 36
10	A	Texas	75 71	36	H	California	82 47	97	H	Tulane	98 45	176	H	Memphis	97 49
12	N	Stanford	78 53	47	A	UCF	55 37					177	A	Temple	113 57
15	H	Maryland	97 72	47	H	UCF	80 44					186	H	Tulsa	78 60
21	A	South Carolina	83 58	48	A	Houston	95 35					187	A	Nevada	88 57
25	A	DePaul	103 69									207	A	East Carolina	96 35

LAST 12 Division I GAMES:															
47	A	UCF	55 37	186	H	Tulsa	78 60	10	A	Texas	75 71	48	A	Houston	95 35
137	H	Cincinnati	106 65	10	A	Texas	75 71	48	A	Houston	95 35	47	H	UCF	80 44
21	A	South Carolina	83 58	48	A	Houston	95 35	28	A	South Fla.	100 49	207	A	East Carolina	96 35
97	H	Tulane	98 45	47	H	UCF	80 44								
176	A	Memphis	93 36	28	A	South Fla.	100 49								
177	A	Temple	113 57	207	A	East Carolina	96 35								

Non-Div I Games:

UConn

Average RPI Win:	318	WON-LOST	WINNING	LAST 10	STRENGTH OF	OPP. STRENGTH	TEAM	ADJ.	CONF.	ADJ CONF.
Average RPI Loss:	173	RECORD	PCT. RANK	GAMES	SCHEDULE	OF SCHEDULE	RPI	RPI	RPI	RPI
DIV. I ONLY	2- 20	338	2- 8	193	248	327	327	20	20	
DIV. I NON-CONF.	0- 12	337	0- 2	231	274	341	341	24	24	
<hr/>										
TOTALS	RPI 1-25	RPI 26-50	W-L RECORDS	RPI 51-100	RPI 101-999	RPI 201+				
2- 20	0- 0	0- 1	OVERALL	0- 5	2- 14	2- 8				
1- 8	0- 0	0- 0	HOME	0- 3	1- 5	1- 3				
1- 10	0- 0	0- 1	AWAY	0- 2	1- 7	1- 3				
0- 2	0- 0	0- 0	NEUTRAL	0- 0	0- 2	0- 2				
0- 12	0- 0	0- 1	NON-CONFERENCE	0- 2	0- 9	0- 6				
0- 4	0- 0	0- 0	HOME	0- 1	0- 3	0- 1				
0- 6	0- 0	0- 1	AWAY	0- 1	0- 4	0- 3				
0- 2	0- 0	0- 0	NEUTRAL	0- 0	0- 2	0- 2				
2- 8	0- 0	0- 0	CONFERENCE	0- 3	2- 5	2- 2				
1- 4	0- 0	0- 0	HOME	0- 2	1- 2	1- 2				
1- 4	0- 0	0- 0	AWAY	0- 1	1- 3	1- 0				
0- 0	0- 0	0- 0	NEUTRAL	0- 0	0- 0	0- 0				

RPI 1-25				RPI 26-50				RPI 51-100				RPI 101+				Team's RPI: 327	
RPI	S	Opponent	Score	RPI	S	Opponent	Score	RPI	S	Opponent	Score	RPI	S	Opponent	Score		
				45	A	Princeton	40 77										
								67	H	American	48 61	111	A	George Mason	38 58		
								73	A	Maine	36 69	145	A	Binghamton	51 81		
								73	H	Maine	50 64	157	A	Hartford	54 65		
								74	H	Albany (NY)	75 78	183	A	New Hampshire	51 56		
								75	A	Fordham	46 55	190	H	Columbia	44 60		
												195	H	Denver	48 70		
												208	H	Stony Brook	44 69		
												234	A	Hofstra	55 71		
												238	N	St. Bonaventure	54 63		
												263	A	Towson	64 95		
												265	N	North Dakota St.	53 67		
												278	H	LIU Brooklyn	52 66		
												288	A	Vermont	52 51		
												288	H	Vermont	58 72		
												305	A	UMES	43 66		
												347	H	UMass Lowell	66 54		
LAST 12 Division I GAMES:																	
				288	A	Vermont	52 51	347	H	UMass Lowell	66 54						
				208	H	Stony Brook	44 69	73	H	Maine	50 64						
				73	A	Maine	36 69	288	H	Vermont	58 72						
				145	A	Binghamton	51 81	183	A	New Hampshire	51 56						
				74	H	Albany (NY)	75 78	45	A	Princeton	40 77						
				157	A	Hartford	54 65	305	A	UMES	43 66						

Non-Div I Games: Gettysburg 72 45

UMBC

Loss,
Non-Conf, S Site, H Home
A Away
N Neutral

UMES				Through Games Of Feb. 7, 2018							
Average RPI Win:		317	WON-LOST RECORD	WINNING PCT. RANK	LAST 10 GAMES	STRENGTH OF SCHEDULE	OPP. STRENGTH OF SCHEDULE	TEAM RPI	ADJ. RPI	CONF. RPI	ADJ CONF. RPI
Average RPI Loss:		171									
DIV. I ONLY		5- 14	290	4- 6	267	309	305	305	31	31	
DIV. I NON-CONF.		1- 8	313	1- 1	107	133	283	283	31	31	

TOTALS		RPI 1-25	RPI 26-50		W-L RECORDS		RPI 51-100	RPI 101-999	RPI 201+		
5- 14		0- 1	0- 1		OVERALL		0- 1	5- 11	5- 6		
4- 4		0- 0	0- 0		HOME		0- 0	4- 4	4- 2		
1- 9		0- 1	0- 1		AWAY		0- 1	1- 6	1- 4		
0- 1		0- 0	0- 0		NEUTRAL		0- 0	0- 1	0- 0		
1- 8		0- 1	0- 1		NON-CONFERENCE		0- 1	1- 5	1- 2		
1- 1		0- 0	0- 0		HOME		0- 0	1- 1	1- 1		
0- 6		0- 1	0- 1		AWAY		0- 1	0- 3	0- 1		
0- 1		0- 0	0- 0		NEUTRAL		0- 0	0- 1	0- 0		
4- 6		0- 0	0- 0		CONFERENCE		0- 0	4- 6	4- 4		
3- 3		0- 0	0- 0		HOME		0- 0	3- 3	3- 1		
1- 3		0- 0	0- 0		AWAY		0- 0	1- 3	1- 3		
0- 0		0- 0	0- 0		NEUTRAL		0- 0	0- 0	0- 0		

RPI 1-25				RPI 26-50				RPI 51-100				RPI 101+ Team's RPI: 305			
RPI	S	Opponent	Score	RPI	S	Opponent	Score	RPI	S	Opponent	Score	RPI	S	Opponent	Score
23	A	Buffalo	41 76	37	A	Syracuse	45 68	52	A	Virginia Tech	52 90	104	A	Wake Forest	50 92
												111	A	George Mason	68 82
												128	H	Bethune-Cookman	48 55
												145	N	Binghamton	51 68
												181	H	Hampton	65 70
												207	A	East Carolina	54 64
												226	H	N. C. A&T	45 57
												241	H	Howard	58 52
												274	A	Morgan St.	50 63
												283	H	Mt. St. Mary's	63 66
												300	A	Coppin St.	63 69
												322	A	South Carolina St.	51 54
												327	H	UMBC	66 43
												334	H	N. C. Central	84 73
												340	A	Savannah St.	68 56
												342	H	Florida A&M	87 70

LAST 12 Division I GAMES:															
342	H	Florida A&M	87 70	340	A	Savannah St.	68 56								
300	A	Coppin St.	63 69	128	H	Bethune-Cookman	48 55								
241	H	Howard	58 52	181	H	Hampton	65 70								
334	H	N. C. Central	84 73	274	A	Morgan St.	50 63								
226	H	N. C. A&T	45 57	207	A	East Carolina	54 64								
322	A	South Carolina St.	51 54	327	H	UMBC	66 43								

Non-Div I Games: Wesley 97 30 Alas. Anchorage 59 69 Valley Forge 92 38

UMES

Loss, Non-Conf, S Site, H Home A Away N Neutral

UMKC		Average RPI Win: 258	WON-LOST RECORD	WINNING PCT. RANK	LAST 10 GAMES	STRENGTH OF SCHEDULE	OPP. STRENGTH OF SCHEDULE	TEAM RPI	ADJ. RPI	CONF. RPI	ADJ CONF. RPI
		Average RPI Loss: 177									
DIV. I ONLY		5- 15	298	4- 5	168	286	259	259	30	30	
DIV. I NON-CONF.		1- 11	331	1- 2	150	119	291	291	30	30	

TOTALS		RPI 1-25	RPI 26-50	W-L RECORDS	RPI 51-100	RPI 101-999	RPI 201+				
5- 15		0- 0	0- 1	OVERALL	0- 1	5- 13	4- 6				
1- 6		0- 0	0- 1	HOME	0- 0	1- 5	1- 4				
3- 9		0- 0	0- 0	AWAY	0- 1	3- 8	3- 2				
1- 0		0- 0	0- 0	NEUTRAL	0- 0	1- 0	0- 0				
1- 11		0- 0	0- 1	NON-CONFERENCE	0- 1	1- 9	0- 2				
0- 3		0- 0	0- 1	HOME	0- 0	0- 2	0- 1				
0- 8		0- 0	0- 0	AWAY	0- 1	0- 7	0- 1				
1- 0		0- 0	0- 0	NEUTRAL	0- 0	1- 0	0- 0				
4- 4		0- 0	0- 0	CONFERENCE	0- 0	4- 4	4- 4				
1- 3		0- 0	0- 0	HOME	0- 0	1- 3	1- 3				
3- 1		0- 0	0- 0	AWAY	0- 0	3- 1	3- 1				
0- 0		0- 0	0- 0	NEUTRAL	0- 0	0- 0	0- 0				

RPI 1-25				RPI 26-50				RPI 51-100				RPI 101+ Team's RPI: 259			
RPI	S	Opponent	Score	RPI	S	Opponent	Score	RPI	S	Opponent	Score	RPI	S	Opponent	Score
				31	H	Northern Colo.	73 88	57	A	Nebraska	60 80	107	A	Western Ill.	71 90
												115	A	Iowa St.	45 61
												146	A	Kansas	48 63
												167	N	Stetson	67 50
												168	A	Wichita St.	63 72
												182	A	Fla. Atlantic	55 65
												186	A	Tulsa	52 76
												195	H	Denver	68 77
												204	H	Seattle U	58 62
												205	H	Oral Roberts	73 76
												237	A	New Mexico St.	62 70
												239	A	CSU Bakersfield	60 58
												239	H	CSU Bakersfield	62 76
												267	A	Illinois St.	53 64
												280	A	Grand Canyon	62 59
												280	H	Grand Canyon	84 82
												309	H	Utah Valley	59 66
												323	A	UTRGV	54 52
LAST 12 Division I GAMES:															
239	H	CSU Bakersfield	62 76	309	H	Utah Valley	59 66								
280	H	Grand Canyon	84 82	323	A	UTRGV	54 52								
237	A	New Mexico St.	62 70	182	A	Fla. Atlantic	55 65								
280	A	Grand Canyon	62 59	167	N	Stetson	67 50								
239	A	CSU Bakersfield	60 58	195	H	Denver	68 77								
204	H	Seattle U	58 62	31	H	Northern Colo.	73 88								

Non-Div I Games: Lincoln (MO) 98 41 Harris-Stowe 114 59 Cent. Christian Bib90 10

UMKC

Loss, Non-Conf, S Site, H Home A Away N Neutral

Average RPI Win:	267	WON-LOST	WINNING	LAST 10	STRENGTH OF	OPP. STRENGTH	TEAM	ADJ.	CONF.	ADJ CONF.
Average RPI Loss:	223	RECORD	PCT. RANK	GAMES	SCHEDULE	OF SCHEDULE	RPI	RPI	RPI	RPI
DIV. I ONLY	2- 20	338	0- 10	321	329	347	347	20	20	
DIV. I NON-CONF.	2- 10	300	0- 2	348	346	348	348	24	24	
<hr/>										
TOTALS	RPI 1-25	RPI 26-50	W-L RECORDS	RPI 51-100	RPI 101-999	RPI 201+				
2- 20	0- 0	0- 0	OVERALL	0- 3	2- 17	1- 13				
1- 8	0- 0	0- 0	HOME	0- 2	1- 6	0- 4				
1- 12	0- 0	0- 0	AWAY	0- 1	1- 11	1- 9				
0- 0	0- 0	0- 0	NEUTRAL	0- 0	0- 0	0- 0				
2- 10	0- 0	0- 0	NON-CONFERENCE	0- 0	2- 10	1- 10				
1- 4	0- 0	0- 0	HOME	0- 0	1- 4	0- 4				
1- 6	0- 0	0- 0	AWAY	0- 0	1- 6	1- 6				
0- 0	0- 0	0- 0	NEUTRAL	0- 0	0- 0	0- 0				
0- 10	0- 0	0- 0	CONFERENCE	0- 3	0- 7	0- 3				
0- 4	0- 0	0- 0	HOME	0- 2	0- 2	0- 0				
0- 6	0- 0	0- 0	AWAY	0- 1	0- 5	0- 3				
0- 0	0- 0	0- 0	NEUTRAL	0- 0	0- 0	0- 0				

RPI	S	Opponent	Score	RPI	S	Opponent	Score	RPI	S	Opponent	Score	RPI	S	Opponent	Score	Team's RPI: 347
73	H	Maine	51 69	74	A	Albany (NY)	60 93	74	H	Albany (NY)	52 61	145	H	Binghamton	46 76	
												157	A	Hartford	56 78	
												157	H	Hartford	42 81	
												183	A	New Hampshire	45 66	
												190	H	Columbia	77 70	
												208	A	Stony Brook	50 59	
												223	A	Texas Tech	65 93	
												235	H	Holy Cross	56 84	
												256	A	Fairfield	67 78	
												264	A	Fairleigh Dickinson	51 60	
												272	H	Cornell	53 71	
												274	H	Morgan St.	59 65	
												276	A	Colgate	64 84	
												287	H	Massachusetts	63 73	
												288	A	Vermont	55 63	
												327	A	UMBC	54 66	
												331	A	Rhode Island	64 81	
												344	A	Saint Peter's	66 60	
												349	A	Longwood	82 84	
<hr/>																
LAST 12 Division I GAMES:																
74	A	Albany (NY)	60 93	183	A	New Hampshire	45 66									
73	H	Maine	51 69	327	A	UMBC	54 66									
157	A	Hartford	56 78	157	H	Hartford	42 81									
208	A	Stony Brook	50 59	288	A	Vermont	55 63									
145	H	Binghamton	46 76	272	H	Cornell	53 71									
74	H	Albany (NY)	52 61	274	H	Morgan St.	59 65									

Non-Div I Games: Fisher 102 47

UMass Lowell

Average RPI Win:	262	WON-LOST	WINNING	LAST 10	STRENGTH OF	OPP. STRENGTH	TEAM	ADJ.	CONF.	ADJ CONF.
Average RPI Loss:	173	RECORD	PCT. RANK	GAMES	SCHEDULE	OF SCHEDULE	RPI	RPI	RPI	RPI
DIV. I ONLY	10- 11	192	7- 3	293	288	248	248	27	27	
DIV. I NON-CONF.	2- 8	290	0- 1	275	173	309	309	28	28	

TOTALS	RPI 1-25	RPI 26-50	W-L RECORDS	RPI 51-100	RPI 101-999	RPI 201+				
10- 11	0- 1	0- 0	OVERALL	1- 1	9- 9	8- 3				
4- 7	0- 0	0- 0	HOME	1- 1	3- 6	3- 1				
6- 4	0- 1	0- 0	AWAY	0- 0	6- 3	5- 2				
0- 0	0- 0	0- 0	NEUTRAL	0- 0	0- 0	0- 0				
2- 8	0- 1	0- 0	NON-CONFERENCE	0- 1	2- 6	2- 2				
1- 4	0- 0	0- 0	HOME	0- 1	1- 3	1- 0				
1- 4	0- 1	0- 0	AWAY	0- 0	1- 3	1- 2				
0- 0	0- 0	0- 0	NEUTRAL	0- 0	0- 0	0- 0				
8- 3	0- 0	0- 0	CONFERENCE	1- 0	7- 3	6- 1				
3- 3	0- 0	0- 0	HOME	1- 0	2- 3	2- 1				
5- 0	0- 0	0- 0	AWAY	0- 0	5- 0	4- 0				
0- 0	0- 0	0- 0	NEUTRAL	0- 0	0- 0	0- 0				

RPI 1-25				RPI 26-50				RPI 51-100				RPI 101+ Team's RPI: 248			
RPI	S	Opponent	Score	RPI	S	Opponent	Score	RPI	S	Opponent	Score	RPI	S	Opponent	Score
19	A	NC State	55 87					60	H	Mercer	56 67	131	H	Middle Tenn.	57 72
								100	H	Liberty	48 41	155	A	Davidsen	50 58
												158	H	High Point	45 58
												161	A	Radford	67 56
												161	H	Radford	48 64
												180	H	Charlotte	47 51
												189	H	Furman	63 71
												217	A	Gardner-Webb	61 60
												247	A	Campbell	60 52
												254	H	Presbyterian	74 76
												270	H	Appalachian St.	69 60
												271	A	Wofford	68 70
												295	A	USC Upstate	76 70
												301	A	Charleston So.	78 61
												326	A	Western Caro.	52 62
												339	A	Winthrop	70 48
												339	H	Winthrop	63 51
												349	H	Longwood	82 52

LAST 12 Division I GAMES:															
				161	H	Radford	48 64	100	H	Liberty	48 41				
				339	H	Winthrop	63 51	349	H	Longwood	82 52				
				217	A	Gardner-Webb	61 60	161	A	Radford	67 56				
				254	H	Presbyterian	74 76	158	H	High Point	45 58				
				301	A	Charleston So.	78 61	247	A	Campbell	60 52				
				339	A	Winthrop	70 48	189	H	Furman	63 71				

Non-Div I Games: Warren Wilson 100 53

UNC Asheville

Average RPI Win:	251	WON-LOST	WINNING	LAST 10	STRENGTH OF	OPP. STRENGTH	TEAM	ADJ.	CONF.	ADJ CONF.
Average RPI Loss:	154	RECORD	PCT. RANK	GAMES	SCHEDULE	OF SCHEDULE	RPI	RPI	RPI	RPI
DIV. I ONLY	7- 13	259	4- 5	166	237	233	233	17	17	
DIV. I NON-CONF.	3- 8	268	1- 1	216	317	264	264	16	16	
<hr/>										
TOTALS	RPI 1-25	RPI 26-50	W-L RECORDS	RPI 51-100	RPI 101-999	RPI 201+				
7- 13	0- 1	0- 1	OVERALL	0- 3	7- 8	5- 4				
4- 4	0- 0	0- 0	HOME	0- 1	4- 3	2- 2				
3- 9	0- 1	0- 1	AWAY	0- 2	3- 5	3- 2				
0- 0	0- 0	0- 0	NEUTRAL	0- 0	0- 0	0- 0				
3- 8	0- 1	0- 1	NON-CONFERENCE	0- 0	3- 6	3- 4				
1- 3	0- 0	0- 0	HOME	0- 0	1- 3	1- 2				
2- 5	0- 1	0- 1	AWAY	0- 0	2- 3	2- 2				
0- 0	0- 0	0- 0	NEUTRAL	0- 0	0- 0	0- 0				
4- 5	0- 0	0- 0	CONFERENCE	0- 3	4- 2	2- 0				
3- 1	0- 0	0- 0	HOME	0- 1	3- 0	1- 0				
1- 4	0- 0	0- 0	AWAY	0- 2	1- 2	1- 0				
0- 0	0- 0	0- 0	NEUTRAL	0- 0	0- 0	0- 0				

RPI 1-25				RPI 26-50				RPI 51-100				RPI 101+				Team's RPI: 233
RPI	S	Opponent	Score	RPI	S	Opponent	Score	RPI	S	Opponent	Score	RPI	S	Opponent	Score	
17	A	Duke	54 85	29	A	Virginia	50 68	60	A	Mercer	57 80	143	A	ETSU	52 60	
								91	A	Chattanooga	42 49	143	H	ETSU	65 61	
								91	H	Chattanooga	57 73	158	H	High Point	72 81	
												161	A	Radford	53 56	
												166	A	Samford	48 56	
												189	H	Furman	76 74	
												218	A	Norfolk St.	63 64	
												247	H	Campbell	61 72	
												254	A	Presbyterian	64 57	
												271	H	Wofford	66 51	
												279	A	Coastal Caro.	60 54	
												293	H	VCU	74 61	
												307	H	Murray St.	52 63	
												314	A	Eastern Ky.	59 70	
												326	A	Western Caro.	88 67	
<hr/>																
LAST 12 Division I GAMES:																
				91	H	Chattanooga	57 73	271	H	Wofford	66 51					
				143	H	ETSU	65 61	143	A	ETSU	52 60					
				326	A	Western Caro.	88 67	91	A	Chattanooga	42 49					
				166	A	Samford	48 56	158	H	High Point	72 81					
				60	A	Mercer	57 80	254	A	Presbyterian	64 57					
				189	H	Furman	76 74	218	A	Norfolk St.	63 64					

Non-Div I Games: Greensboro 82 34 Tusculum 69 71 Lees-McRae 78 62 Southern Wesleyan 96 35
UNCG

Loss, Non-Conf, S Site, H Home A Away N Neutral

Average RPI Win: **276**
 Average RPI Loss: **148**

WON-LOST
RECORD

WINNING
PCT. RANK

LAST 10
GAMES

STRENGTH OF
SCHEDULE

OPP. STRENGTH
OF SCHEDULE

TEAM
RPI

ADJ.
RPI

CONF.
RPI

ADJ CONF.
RPI

DIV. I ONLY	6- 14	280	1- 9	215	199	266	266	10	10
DIV. I NON-CONF.	5- 4	146	1- 0	333	251	230	230	12	12
<hr/>									
TOTALS	RPI 1-25	RPI 26-50	W-L RECORDS	RPI 51-100	RPI 101-999	RPI 201+			
6- 14	0- 0	0- 0	OVERALL	0- 3	6- 11	6- 3			
4- 5	0- 0	0- 0	HOME	0- 1	4- 4	4- 1			
2- 9	0- 0	0- 0	AWAY	0- 2	2- 7	2- 2			
0- 0	0- 0	0- 0	NEUTRAL	0- 0	0- 0	0- 0			
5- 4	0- 0	0- 0	NON-CONFERENCE	0- 0	5- 4	5- 1			
4- 0	0- 0	0- 0	HOME	0- 0	4- 0	4- 0			
1- 4	0- 0	0- 0	AWAY	0- 0	1- 4	1- 1			
0- 0	0- 0	0- 0	NEUTRAL	0- 0	0- 0	0- 0			
1- 10	0- 0	0- 0	CONFERENCE	0- 3	1- 7	1- 2			
0- 5	0- 0	0- 0	HOME	0- 1	0- 4	0- 1			
1- 5	0- 0	0- 0	AWAY	0- 2	1- 3	1- 1			
0- 0	0- 0	0- 0	NEUTRAL	0- 0	0- 0	0- 0			

RPI 1-25				RPI 26-50				RPI 51-100				RPI 101+				Team's RPI: 266	
RPI	S	Opponent	Score	RPI	S	Opponent	Score	RPI	S	Opponent	Score	RPI	S	Opponent	Score		
								54	A	Drexel	42	68	101	A	North Carolina	60	86
								68	A	Elon	67	75	126	A	Delaware	62	80
								81	H	James Madison	48	63	126	H	Delaware	49	82
													134	A	Northeastern	39	56
													134	H	Northeastern	47	54
													140	H	William & Mary	53	66
													147	A	Pittsburgh	55	74
													189	A	Furman	71	76
													207	H	East Carolina	66	62
													234	A	Hofstra	59	55
													234	H	Hofstra	61	69
													263	A	Towson	71	72
													271	A	Wofford	65	60
													279	A	Coastal Caro.	41	57
													293	H	VCU	83	67
													315	H	Georgia St.	74	62
													334	H	N.C. Central	89	63
LAST 12 Division I GAMES:																	
				234	A	Hofstra	59	55					263	A	Towson	71	72
				134	A	Northeastern	39	56					234	H	Hofstra	61	69
				126	A	Delaware	62	80					134	H	Northeastern	47	54
				81	H	James Madison	48	63					140	H	William & Mary	53	66
				126	H	Delaware	49	82					68	A	Elon	67	75
				54	A	Drexel	42	68					315	H	Georgia St.	74	62

Non-Div I Games: Catawba 74 59 UNC Pembroke 73 64

UNCW

Loss, Non-Conf, S Site, H Home A Away N Neutral

UNI				Through Games Of Feb. 7, 2018						
Average RPI Win: 213		WON-LOST RECORD	WINNING PCT. RANK	LAST 10 GAMES	STRENGTH OF SCHEDULE	OPP. STRENGTH OF SCHEDULE	TEAM RPI	ADJ. RPI	CONF. RPI	ADJ CONF. RPI
Average RPI Loss: 97										
DIV. I ONLY		10- 11	192	6- 4	146	107	154	154	24	24
DIV. I NON-CONF.		3- 7	254	1- 0	42	5	133	133	22	22

TOTALS		RPI 1-25	RPI 26-50	W-L RECORDS	RPI 51-100	RPI 101-999	RPI 201+			
10- 11	0- 1		0- 3	OVERALL	2- 2	8- 5	6- 1			
6- 3	0- 1		0- 0	HOME	0- 1	6- 1	4- 0			
3- 8	0- 0		0- 3	AWAY	1- 1	2- 4	2- 1			
1- 0	0- 0		0- 0	NEUTRAL	1- 0	0- 0	0- 0			
3- 7	0- 1		0- 3	NON-CONFERENCE	2- 1	1- 2	0- 1			
1- 2	0- 1		0- 0	HOME	0- 1	1- 0	0- 0			
1- 5	0- 0		0- 3	AWAY	1- 0	0- 2	0- 1			
1- 0	0- 0		0- 0	NEUTRAL	1- 0	0- 0	0- 0			
7- 4	0- 0		0- 0	CONFERENCE	0- 1	7- 3	6- 0			
5- 1	0- 0		0- 0	HOME	0- 0	5- 1	4- 0			
2- 3	0- 0		0- 0	AWAY	0- 1	2- 2	2- 0			
0- 0	0- 0		0- 0	NEUTRAL	0- 0	0- 0	0- 0			

RPI 1-25				RPI 26-50				RPI 51-100				RPI 101+ Team's RPI: 154			
RPI	S	Opponent	Score	RPI	S	Opponent	Score	RPI	S	Opponent	Score	RPI	S	Opponent	Score
22	H	Iowa	47 71	39	A	Creighton	78 89	64	H	IUPUI	48 54	115	H	Iowa St.	57 53
				40	A	South Dakota St.	47 57	77	N	Wyoming	55 40	118	A	Missouri St.	52 62
				47	A	UCF	43 53	86	A	Drake	64 81	118	H	Missouri St.	52 57
								90	A	Kansas St.	72 71	144	A	Southern Ill.	53 60
												144	H	Southern Ill.	71 63
												156	A	North Dakota	72 80
												231	A	Omaha	74 78
												246	A	Bradley	51 40
												257	H	Indiana St.	59 53
												267	A	Illinois St.	58 36
												290	H	Valparaiso	77 56
												297	H	Loyola Chicago	70 41
												348	H	Evansville	65 41

LAST 12 Division I GAMES:															
144	H	Southern Ill.	71 63	348	H	Evansville	65 41	118	A	Missouri St.	52 62	144	A	Southern Ill.	53 60
118	H	Missouri St.	52 57	118	A	Missouri St.	52 62	290	H	Valparaiso	77 56	297	H	Loyola Chicago	70 41
267	A	Illinois St.	58 36	144	A	Southern Ill.	53 60	90	A	Kansas St.	72 71				
246	A	Bradley	51 40												
86	A	Drake	64 81												
257	H	Indiana St.	59 53												

Non-Div I Games: Wis.-Parkside 92 62

UNI

UNLV				Through Games Of Feb. 7, 2018							
Average RPI Win:		200	WON-LOST	WINNING	LAST 10	STRENGTH OF	OPP. STRENGTH	TEAM	ADJ.	CONF.	ADJ CONF.
Average RPI Loss:		86	RECORD	PCT. RANK	GAMES	SCHEDULE	OF SCHEDULE	RPI	RPI	RPI	RPI
DIV. I ONLY		14- 8	98	9- 1	78	117	92	92	16	16	
DIV. I NON-CONF.		5- 6	187	0- 1	9	77	100	100	14	14	

TOTALS		RPI 1-25	RPI 26-50		W-L RECORDS		RPI 51-100		RPI 101-999		RPI 201+
14- 8		0- 3	1- 1		OVERALL		1- 1		12- 3		7- 1
9- 4		0- 1	0- 1		HOME		0- 1		9- 1		4- 0
5- 2		0- 1	1- 0		AWAY		1- 0		3- 1		3- 0
0- 2		0- 1	0- 0		NEUTRAL		0- 0		0- 1		0- 1
5- 6		0- 3	1- 1		NON-CONFERENCE		0- 1		4- 1		2- 1
4- 3		0- 1	0- 1		HOME		0- 1		4- 0		2- 0
1- 1		0- 1	1- 0		AWAY		0- 0		0- 0		0- 0
0- 2		0- 1	0- 0		NEUTRAL		0- 0		0- 1		0- 1
9- 2		0- 0	0- 0		CONFERENCE		1- 0		8- 2		5- 0
5- 1		0- 0	0- 0		HOME		0- 0		5- 1		2- 0
4- 1		0- 0	0- 0		AWAY		1- 0		3- 1		3- 0
0- 0		0- 0	0- 0		NEUTRAL		0- 0		0- 0		0- 0

RPI 1-25				RPI 26-50				RPI 51-100				Team's RPI : 92				RPI 101+			
RPI	S	Opponent	Score	RPI	S	Opponent	Score	RPI	S	Opponent	Score	RPI	S	Opponent	Score	RPI	S	Opponent	Score
3	H	Mississippi St.	63 103	37	H	Syracuse	55 69	56	H	Minnesota	72 79	118	H	Colorado St.	56 52				
12	A	Stanford	33 74	41	A	Gonzaga	52 50	82	A	New Mexico	68 66	139	H	Fresno St.	72 74				
23	N	Buffalo	53 80									153	H	Portland St.	88 80				
												174	A	Boise St.	60 69				
												174	H	Boise St.	77 54				
												179	H	UC Irvine	73 54				
												187	H	Nevada	77 75				
												234	H	Hofstra	68 52				
												242	N	UC Riverside	88 95				
												250	A	San Jose St.	80 53				
												250	H	San Jose St.	79 60				
												253	A	San Diego St.	75 64				
												280	H	Grand Canyon	76 47				
												292	A	Utah St.	63 54				
												306	H	Air Force	69 57				

										LAST 12 Division I GAMES:									
187	H	Nevada	77 75	82	A	New Mexico	68 66	306	H	Air Force	69 57	292	A	Utah St.	63 54	250	H	San Jose St.	79 60
174	H	Boise St.	77 54	174	A	Boise St.	60 69	174	A	Boise St.	60 69	174	A	Boise St.	60 69	174	A	Boise St.	60 69
250	A	San Jose St.	80 53	250	A	San Jose St.	79 60	250	A	San Jose St.	79 60	250	A	San Jose St.	79 60	250	A	San Jose St.	79 60
253	A	San Diego St.	75 64	253	A	San Diego St.	75 64	253	A	San Diego St.	75 64	253	A	San Diego St.	75 64	253	A	San Diego St.	75 64
139	H	Fresno St.	72 74	139	H	Fresno St.	72 74	139	H	Fresno St.	72 74	139	H	Fresno St.	72 74	139	H	Fresno St.	72 74
118	H	Colorado St.	56 52	118	H	Colorado St.	56 52	118	H	Colorado St.	56 52	118	H	Colorado St.	56 52	118	H	Colorado St.	56 52

Non-Div I Games:

UNLV

Average RPI Win:	308	WON-LOST	WINNING	LAST 10	STRENGTH OF	OPP. STRENGTH	TEAM	ADJ.	CONF.	ADJ CONF.
Average RPI Loss:	175	RECORD	PCT. RANK	GAMES	SCHEDULE	OF SCHEDULE	RPI	RPI	RPI	RPI
DIV. I ONLY	6- 15	284	4- 5	259	315	295	295	22	22	
DIV. I NON-CONF.	2- 10	300	1- 1	212	331	332	332	21	21	

TOTALS	RPI 1-25	RPI 26-50	W-L RECORDS	RPI 51-100	RPI 101-999	RPI 201+				
6- 15	0- 0	0- 2	OVERALL	0- 2	6- 11	6- 8				
4- 6	0- 0	0- 0	HOME	0- 1	4- 5	4- 4				
2- 9	0- 0	0- 2	AWAY	0- 1	2- 6	2- 4				
0- 0	0- 0	0- 0	NEUTRAL	0- 0	0- 0	0- 0				
2- 10	0- 0	0- 1	NON-CONFERENCE	0- 1	2- 8	2- 6				
2- 4	0- 0	0- 0	HOME	0- 0	2- 4	2- 3				
0- 6	0- 0	0- 1	AWAY	0- 1	0- 4	0- 3				
0- 0	0- 0	0- 0	NEUTRAL	0- 0	0- 0	0- 0				
4- 5	0- 0	0- 1	CONFERENCE	0- 1	4- 3	4- 2				
2- 2	0- 0	0- 0	HOME	0- 1	2- 1	2- 1				
2- 3	0- 0	0- 1	AWAY	0- 0	2- 2	2- 1				
0- 0	0- 0	0- 0	NEUTRAL	0- 0	0- 0	0- 0				

RPI 1-25				RPI 26-50				RPI 51-100				RPI 101+ Team's RPI: 295			
RPI	S	Opponent	Score	RPI	S	Opponent	Score	RPI	S	Opponent	Score	RPI	S	Opponent	Score
				38	A	FGCU	60 93	52	A	Virginia Tech	56 87	140	A	William & Mary	63 83
				43	A	Oklahoma St.	71 108	98	H	Jacksonville	45 71	167	A	Stetson	61 62
												189	H	Furman	59 80
												207	A	East Carolina	53 66
												217	A	Gardner-Webb	39 60
												231	H	Omaha	66 69
												232	H	North Florida	61 65
												247	A	Campbell	49 69
												248	H	UNC Asheville	70 76
												254	H	Presbyterian	69 83
												268	A	Lipscomb	78 97
												268	H	Lipscomb	80 64
												289	A	Kennesaw St.	70 64
												289	H	Kennesaw St.	65 61
												322	H	South Carolina St.	63 44
												334	H	N. C. Central	66 61
												346	A	NJIT	95 57

LAST 12 Division I GAMES:															
				268	H	Lipscomb	80 64	38	A	FGCU	60 93				
				289	A	Kennesaw St.	70 64	167	A	Stetson	61 62				
				268	A	Lipscomb	78 97	346	A	NJIT	95 57				
				289	H	Kennesaw St.	65 61	334	H	N. C. Central	66 61				
				98	H	Jacksonville	45 71	43	A	Oklahoma St.	71 108				
				232	H	North Florida	61 65	248	H	UNC Asheville	70 76				

Non-Div I Games: Brevard 109 39 Converse 71 51 Bob Jones 79 45

USC Upstate

Average RPI		Win: 242	WON-LOST RECORD	WINNING PCT. RANK	LAST 10 GAMES	STRENGTH OF SCHEDULE	OPP. STRENGTH OF SCHEDULE	TEAM RPI	ADJ. RPI	CONF. RPI	ADJ CONF. RPI
Loss: 142											
DIV. I ONLY			13- 10	136	6- 4	289	156	197	197	23	23
DIV. I NON-CONF.			6- 5	153	0- 0	204	60	150	150	23	23
TOTALS		RPI 1-25		RPI 26-50	W-L RECORDS	RPI 51-100		RPI 101-999		RPI 201+	
13- 10	0- 0			0- 1	OVERALL	0- 4		13- 5		9- 3	
10- 2	0- 0			0- 1	HOME	0- 0		10- 1		6- 0	
3- 8	0- 0			0- 0	AWAY	0- 4		3- 4		3- 3	
0- 0	0- 0			0- 0	NEUTRAL	0- 0		0- 0		0- 0	
6- 5	0- 0			0- 1	NON-CONFERENCE	0- 4		6- 0		4- 0	
5- 1	0- 0			0- 1	HOME	0- 0		5- 0		3- 0	
1- 4	0- 0			0- 0	AWAY	0- 4		1- 0		1- 0	
0- 0	0- 0			0- 0	NEUTRAL	0- 0		0- 0		0- 0	
7- 5	0- 0			0- 0	CONFERENCE	0- 0		7- 5		5- 3	
5- 1	0- 0			0- 0	HOME	0- 0		5- 1		3- 0	
2- 4	0- 0			0- 0	AWAY	0- 0		2- 4		2- 3	
0- 0	0- 0			0- 0	NEUTRAL	0- 0		0- 0		0- 0	

RPI 1-25				RPI 26-50				RPI 51-100				RPI 101+				Team's RPI: 197	
RPI	S	Opponent	Score	RPI	S	Opponent	Score	RPI	S	Opponent	Score	RPI	S	Opponent	Score		
				48	H	Houston	58 62	62	A	Georgia Tech	52 80	102	H	South Ala.	63 76		
								85	A	Utah	41 71	132	A	Little Rock	57 59		
								88	A	Arkansas	57 91	139	H	Fresno St.	67 54		
								90	A	Kansas St.	56 70	150	H	Louisiana	63 61		
												164	H	San Francisco	56 54		
												193	H	Troy	76 57		
												205	H	Oral Roberts	70 46		
												212	A	Arkansas St.	80 85		
												215	H	SMU	58 55		
												270	A	Appalachian St.	64 60		
												270	H	Appalachian St.	49 48		
												279	A	Coastal Caro.	76 89		
												279	H	Coastal Caro.	65 63		
												303	A	UTSA	69 68		
												313	H	Incarnate Word	61 48		
												315	A	Georgia St.	81 76		
												321	A	Ga. Southern	68 73		
												333	H	La.-Monroe	70 61		
LAST 12 Division I GAMES:																	
				279	H	Coastal Caro.	65 63	212	A	Arkansas St.	80 85						
				270	H	Appalachian St.	49 48	132	A	Little Rock	57 59						
				321	A	Ga. Southern	68 73	102	H	South Ala.	63 76						
				315	A	Georgia St.	81 76	193	H	Troy	76 57						
				333	H	La.-Monroe	70 61	270	A	Appalachian St.	64 60						
				150	H	Louisiana	63 61	279	A	Coastal Caro.	76 89						

Non-Div I Games:

UT Arlington

Loss, Non-Conf, S Site, H Home A Away N Neutral

Average RPI Win:	289	WON-LOST	WINNING	LAST 10	STRENGTH OF	OPP. STRENGTH	TEAM	ADJ.	CONF.	ADJ CONF.
Average RPI Loss:	134	RECORD	PCT. RANK	GAMES	SCHEDULE	OF SCHEDULE	RPI	RPI	RPI	RPI
DIV. I ONLY	10- 12	205	7- 3	187	279	210	210	26	26	
DIV. I NON-CONF.	2- 8	290	0- 0	97	116	261	261	27	27	

TOTALS	RPI 1-25	RPI 26-50	W-L RECORDS	RPI 51-100	RPI 101-999	RPI 201+				
10- 12	0- 1	0- 1	OVERALL	0- 3	10- 7	9- 3				
6- 3	0- 0	0- 0	HOME	0- 1	6- 2	6- 1				
4- 7	0- 1	0- 1	AWAY	0- 1	4- 4	3- 2				
0- 2	0- 0	0- 0	NEUTRAL	0- 1	0- 1	0- 0				
2- 8	0- 1	0- 1	NON-CONFERENCE	0- 2	2- 4	2- 1				
2- 1	0- 0	0- 0	HOME	0- 0	2- 1	2- 0				
0- 5	0- 1	0- 1	AWAY	0- 1	0- 2	0- 1				
0- 2	0- 0	0- 0	NEUTRAL	0- 1	0- 1	0- 0				
8- 4	0- 0	0- 0	CONFERENCE	0- 1	8- 3	7- 2				
4- 2	0- 0	0- 0	HOME	0- 1	4- 1	4- 1				
4- 2	0- 0	0- 0	AWAY	0- 0	4- 2	3- 1				
0- 0	0- 0	0- 0	NEUTRAL	0- 0	0- 0	0- 0				

RPI 1-25				RPI 26-50				RPI 51-100				RPI 101+ Team's RPI: 210			
RPI	S	Opponent	Score	RPI	S	Opponent	Score	RPI	S	Opponent	Score	RPI	S	Opponent	Score
4	A	Louisville	56 91	34	A	Purdue	58 60	69	H	Belmont	63 65	142	A	SIUE	70 73
								78	N	Saint Mary's (CA)	58 69	144	A	Southern Ill.	72 84
								91	A	Chattanooga	82 87	175	A	Jacksonville St.	61 57
												192	H	Northwestern	63 71
												194	N	Eastern Wash.	58 61
												212	A	Arkansas St.	73 84
												216	H	Morehead St.	76 81
												226	H	N.C. A&T	76 63
												229	A	Austin Peay	62 69
												229	H	Austin Peay	100 66
												307	A	Murray St.	97 80
												307	H	Murray St.	85 67
												314	H	Eastern Ky.	77 49
												326	H	Western Caro.	62 54
												329	A	Tennessee Tech	67 51
												336	H	Tennessee St.	80 68
												345	A	Eastern Ill.	72 44

LAST 12 Division I GAMES:															
307	H	Murray St.	85 67	216	H	Morehead St.	76 81								
229	H	Austin Peay	100 66	314	H	Eastern Ky.	77 49								
329	A	Tennessee Tech	67 51	307	A	Murray St.	97 80								
175	A	Jacksonville St.	61 57	229	A	Austin Peay	62 69								
142	A	SIUE	70 73	69	H	Belmont	63 65								
345	A	Eastern Ill.	72 44	336	H	Tennessee St.	80 68								

Non-Div I Games: Rhodes 90 49 Ala.-Huntsville 104 73

UT Martin

UTEP				Through Games Of Feb. 7, 2018																
Average RPI Win:		234	WON-LOST		WINNING		LAST 10		STRENGTH OF		OPP. STRENGTH		TEAM		ADJ.		CONF.		ADJ CONF.	
Average RPI Loss:		140	RECORD		PCT. RANK		GAMES		SCHEDULE		OF SCHEDULE		RPI		RPI		RPI		RPI	
DIV. I ONLY			14- 8		98		6- 4		177		257		122		122		18		18	
DIV. I NON-CONF.			9- 4		82		2- 1		217		304		115		115		19		19	
TOTALS		RPI 1-25		RPI 26-50		W-L RECORDS		RPI 51-100		RPI 101-999		RPI 201+								
14- 8		0- 0		0- 0		OVERALL		1- 3		13- 5		10- 2								
7- 3		0- 0		0- 0		HOME		1- 2		6- 1		4- 0								
5- 5		0- 0		0- 0		AWAY		0- 1		5- 4		5- 2								
2- 0		0- 0		0- 0		NEUTRAL		0- 0		2- 0		1- 0								
9- 4		0- 0		0- 0		NON-CONFERENCE		1- 2		8- 2		7- 2								
5- 1		0- 0		0- 0		HOME		1- 1		4- 0		4- 0								
2- 3		0- 0		0- 0		AWAY		0- 1		2- 2		2- 2								
2- 0		0- 0		0- 0		NEUTRAL		0- 0		2- 0		1- 0								
5- 4		0- 0		0- 0		CONFERENCE		0- 1		5- 3		3- 0								
2- 2		0- 0		0- 0		HOME		0- 1		2- 1		0- 0								
3- 2		0- 0		0- 0		AWAY		0- 0		3- 2		3- 0								
0- 0		0- 0		0- 0		NEUTRAL		0- 0		0- 0		0- 0								

RPI 1-25				RPI 26-50				RPI 51-100				RPI 101+ Team's RPI: 122			
RPI	S	Opponent	Score	RPI	S	Opponent	Score	RPI	S	Opponent	Score	RPI	S	Opponent	Score
								72	H	UAB	64 84	110	A	Rice	42 56
								82	H	New Mexico	35 59	131	H	Middle Tenn.	45 54
								88	H	Arkansas	64 61	166	N	Samford	46 33
								97	A	Tulane	56 67	180	H	Charlotte	67 58
												182	A	Fla. Atlantic	66 72
												182	H	Fla. Atlantic	75 70
												207	N	East Carolina	93 79
												212	A	Arkansas St.	73 76
												237	A	New Mexico St.	68 76
												239	H	CSU Bakersfield	67 56
												242	A	UC Riverside	73 62
												249	H	Texas Southern	65 55
												251	A	North Texas	50 48
												258	H	A&M-Corpus Christi	69 49
												294	A	FIU	77 76
												299	A	Cal St. Fullerton	92 91
												303	A	UTSA	66 53
												318	H	Houston Baptist	69 62
LAST 12 Division I GAMES:															
303	A	UTSA	66 53	180	H	Charlotte	67 58								
72	H	UAB	64 84	182	A	Fla. Atlantic	66 72								
251	A	North Texas	50 48	294	A	FIU	77 76								
110	A	Rice	42 56	242	A	UC Riverside	73 62								
182	H	Fla. Atlantic	75 70	299	A	Cal St. Fullerton	92 91								
131	H	Middle Tenn.	45 54	97	A	Tulane	56 67								

Non-Div I Games:

UTEP

■ Loss,
 ■ Non-Conf,
 ■ S Site,
 ■ Home
 ■ A Away
 N Neutral

Average RPI Win:	295	WON-LOST	WINNING	LAST 10	STRENGTH OF	OPP. STRENGTH	TEAM	ADJ.	CONF.	ADJ CONF.
Average RPI Loss:	208	RECORD	PCT. RANK	GAMES	SCHEDULE	OF SCHEDULE	RPI	RPI	RPI	RPI
DIV. I ONLY	8- 11	218	2- 8	340	325	323	323	30	30	
DIV. I NON-CONF.	7- 5	132	2- 3	318	302	234	234	30	30	

TOTALS	RPI 1-25	RPI 26-50	W-L RECORDS	RPI 51-100	RPI 101-999	RPI 201+				
8- 11	0- 0	0- 2	OVERALL	0- 0	8- 9	8- 8				
7- 5	0- 0	0- 1	HOME	0- 0	7- 4	7- 4				
1- 6	0- 0	0- 1	AWAY	0- 0	1- 5	1- 4				
0- 0	0- 0	0- 0	NEUTRAL	0- 0	0- 0	0- 0				
7- 5	0- 0	0- 2	NON-CONFERENCE	0- 0	7- 3	7- 2				
6- 1	0- 0	0- 1	HOME	0- 0	6- 0	6- 0				
1- 4	0- 0	0- 1	AWAY	0- 0	1- 3	1- 2				
0- 0	0- 0	0- 0	NEUTRAL	0- 0	0- 0	0- 0				
1- 6	0- 0	0- 0	CONFERENCE	0- 0	1- 6	1- 6				
1- 4	0- 0	0- 0	HOME	0- 0	1- 4	1- 4				
0- 2	0- 0	0- 0	AWAY	0- 0	0- 2	0- 2				
0- 0	0- 0	0- 0	NEUTRAL	0- 0	0- 0	0- 0				

RPI	S	Opponent	Score	RPI	S	Opponent	Score	RPI	S	Opponent	Score	RPI	S	Opponent	Score
43	A	Oklahoma St.	38 80	50	H	Southern California	64 71					185	A	Wisconsin	54 82
												204	A	Seattle U	56 64
												223	A	Texas Tech	64 80
												237	H	New Mexico St.	77 79
												239	H	CSU Bakersfield	64 67
												258	A	A&M-Corpus Christi	41 71
												258	H	A&M-Corpus Christi	56 53
												259	H	UMKC	52 54
												262	H	Prairie View	78 62
												265	A	North Dakota St.	82 79
												280	H	Grand Canyon	59 65
												287	H	Massachusetts	67 59
												296	H	Canisius	63 46
												303	H	UTSA	70 58
												309	A	Utah Valley	60 69
												342	H	Florida A&M	51 38
												343	H	Chicago St.	81 44

LAST 12 Division I GAMES:															
237	H	New Mexico St.	77 79	259	H	UMKC	52 54								
343	H	Chicago St.	81 44	50	H	Southern California	64 71								
204	A	Seattle U	56 64	296	H	Canisius	63 46								
309	A	Utah Valley	60 69	223	A	Texas Tech	64 80								
280	H	Grand Canyon	59 65	185	A	Wisconsin	54 82								
239	H	CSU Bakersfield	64 67	265	A	North Dakota St.	82 79								

Non-Div I Games: Texas Lutheran 78 43 Concordia (TX) 67 49 Trinity (TX) 62 57

UTRGV

Loss, Non-Conf, S Site, H Home A Away N Neutral

Average RPI Win: 301
Average RPI Loss: 162

WON-LOST
RECORD

WINNING
PCT. RANK

LAST 10
GAMES

STRENGTH OF
SCHEDULE

OPP. STRENGTH
OF SCHEDULE

TEAM
RPI

ADJ.
RPI

CONF.
RPI

ADJ CONF.
RPI

DIV. I ONLY	3- 17	320	2- 8	164	235	303	303	18	18
DIV. I NON-CONF.	1- 9	318	0- 1	213	257	322	322	19	19
<hr/>									
TOTALS	RPI 1-25	RPI 26-50	W-L RECORDS	RPI 51-100	RPI 101-999	RPI 201+			
3- 17	0- 1	0- 2	OVERALL	0- 0	3- 14	3- 4			
2- 6	0- 0	0- 0	HOME	0- 0	2- 6	2- 0			
0- 11	0- 1	0- 2	AWAY	0- 0	0- 8	0- 4			
1- 0	0- 0	0- 0	NEUTRAL	0- 0	1- 0	1- 0			
1- 9	0- 1	0- 1	NON-CONFERENCE	0- 0	1- 7	1- 3			
0- 3	0- 0	0- 0	HOME	0- 0	0- 3	0- 0			
0- 6	0- 1	0- 1	AWAY	0- 0	0- 4	0- 3			
1- 0	0- 0	0- 0	NEUTRAL	0- 0	1- 0	1- 0			
2- 8	0- 0	0- 1	CONFERENCE	0- 0	2- 7	2- 1			
2- 3	0- 0	0- 0	HOME	0- 0	2- 3	2- 0			
0- 5	0- 0	0- 1	AWAY	0- 0	0- 4	0- 1			
0- 0	0- 0	0- 0	NEUTRAL	0- 0	0- 0	0- 0			

RPI 1-25				RPI 26-50				RPI 51-100				RPI 101+ Team's RPI: 303			
RPI	S	Opponent	Score	RPI	S	Opponent	Score	RPI	S	Opponent	Score	RPI	S	Opponent	Score
10	A	Texas	70 120	33	A	Arizona St.	42 74					110	A	Rice	52 83
				46	A	Western Ky.	38 73					122	H	UTEP	53 66
												130	H	Northern Ill.	55 69
												131	H	Middle Tenn.	47 62
												148	A	Texas St.	38 91
												156	H	North Dakota	47 60
												163	A	Southern Miss.	60 83
												173	A	Louisiana Tech	55 63
												182	H	Fla. Atlantic	65 99
												197	H	UT Arlington	68 69
												213	A	San Diego	69 78
												251	H	North Texas	70 58
												299	A	Cal St. Fullerton	46 55
												312	A	Old Dominion	63 69
												312	H	Old Dominion	64 56
												323	A	UTRGV	58 70
												341	N	Mississippi Val.	68 55
<hr/>															
LAST 12 Division I GAMES:															
122	H	UTEP	53 66	312	H	Old Dominion	64 56								
251	H	North Texas	70 58	131	H	Middle Tenn.	47 62								
163	A	Southern Miss.	60 83	110	A	Rice	52 83								
182	H	Fla. Atlantic	65 99	173	A	Louisiana Tech	55 63								
312	A	Old Dominion	63 69	299	A	Cal St. Fullerton	46 55								
46	A	Western Ky.	38 73	213	A	San Diego	69 78								

Non-Div I Games: Sul Ross St. 97 47 Tex. A&M-Commerce 60 69

UTSA

Loss, Non-Conf, S Site, H Home A Away N Neutral

Average RPI Win:	178	WON-LOST	WINNING	LAST 10	STRENGTH OF	OPP. STRENGTH	TEAM	ADJ.	CONF.	ADJ CONF.
Average RPI Loss:	62	RECORD	PCT. RANK	GAMES	SCHEDULE	OF SCHEDULE	RPI	RPI	RPI	RPI
DIV. I ONLY	15- 8	86	5- 5	85	81	85	85	4	4	
DIV. I NON-CONF.	9- 2	34	0- 0	151	199	44	44	3	3	

TOTALS	RPI 1-25	RPI 26-50	W-L RECORDS	RPI 51-100	RPI 101-999	RPI 201+				
15- 8	0- 2	2- 3	OVERALL	2- 1	11- 2	6- 0				
8- 6	0- 2	1- 3	HOME	1- 0	6- 1	4- 0				
7- 2	0- 0	1- 0	AWAY	1- 1	5- 1	2- 0				
0- 0	0- 0	0- 0	NEUTRAL	0- 0	0- 0	0- 0				
9- 2	0- 0	1- 0	NON-CONFERENCE	1- 1	7- 1	4- 0				
7- 0	0- 0	1- 0	HOME	1- 0	5- 0	3- 0				
2- 2	0- 0	0- 0	AWAY	0- 1	2- 1	1- 0				
0- 0	0- 0	0- 0	NEUTRAL	0- 0	0- 0	0- 0				
6- 6	0- 2	1- 3	CONFERENCE	1- 0	4- 1	2- 0				
1- 6	0- 2	0- 3	HOME	0- 0	1- 1	1- 0				
5- 0	0- 0	1- 0	AWAY	1- 0	3- 0	1- 0				
0- 0	0- 0	0- 0	NEUTRAL	0- 0	0- 0	0- 0				

RPI 1-25				RPI 26-50				RPI 51-100				RPI 101+			
RPI	S	Opponent	Score	RPI	S	Opponent	Score	RPI	S	Opponent	Score	RPI	S	Opponent	Score
7	H	Oregon	68 84	33	A	Arizona St.	58 56	78	H	Saint Mary's (CA)	74 63	116	A	BYU	68 77
8	H	UCLA	74 81	33	H	Arizona St.	81 83	83	A	Washington St.	81 79	135	A	Colorado	78 74
				34	H	Purdue	81 68	99	A	Alabama	60 65	135	H	Colorado	65 69
				49	H	Oregon St.	58 69					141	A	Weber St.	85 58
				50	H	Southern California	47 58					169	A	Washington	74 65
												187	H	Nevada	87 61
												197	H	UT Arlington	71 41
												205	H	Oral Roberts	71 50
												236	H	Pepperdine	89 65
												282	A	Arizona	80 56
												282	H	Arizona	89 55
												292	A	Utah St.	79 44
												313	H	Incarnate Word	90 31

LAST 12 Division I GAMES:															
135	A	Colorado	78 74	50	H	Southern California	47 58								
135	H	Colorado	65 69	8	H	UCLA	74 81								
7	H	Oregon	68 84	83	A	Washington St.	81 79								
49	H	Oregon St.	58 69	169	A	Washington	74 65								
282	A	Arizona	80 56	33	H	Arizona St.	81 83								
33	A	Arizona St.	58 56	282	H	Arizona	89 55								

Non-Div I Games:

Utah

Average RPI Win:	174	WON-LOST	WINNING	LAST 10	STRENGTH OF	OPP. STRENGTH	TEAM	ADJ.	CONF.	ADJ CONF.
Average RPI Loss:	173	RECORD	PCT. RANK	GAMES	SCHEDULE	OF SCHEDULE	RPI	RPI	RPI	RPI
DIV. I ONLY	4- 18	313	2- 8	165	198	292	292	16	16	
DIV. I NON-CONF.	1- 9	318	0- 0	202	320	310	310	14	14	

TOTALS	RPI 1-25	RPI 26-50	W-L RECORDS	RPI 51-100	RPI 101-999	RPI 201+				
4- 18	0- 0	0- 1	OVERALL	0- 5	4- 12	1- 6				
3- 6	0- 0	0- 0	HOME	0- 3	3- 3	1- 1				
1- 10	0- 0	0- 0	AWAY	0- 2	1- 8	0- 4				
0- 2	0- 0	0- 1	NEUTRAL	0- 0	0- 1	0- 1				
1- 9	0- 0	0- 1	NON-CONFERENCE	0- 1	1- 7	0- 4				
0- 3	0- 0	0- 0	HOME	0- 1	0- 2	0- 1				
1- 4	0- 0	0- 0	AWAY	0- 0	1- 4	0- 2				
0- 2	0- 0	0- 1	NEUTRAL	0- 0	0- 1	0- 1				
3- 9	0- 0	0- 0	CONFERENCE	0- 4	3- 5	1- 2				
3- 3	0- 0	0- 0	HOME	0- 2	3- 1	1- 0				
0- 6	0- 0	0- 0	AWAY	0- 2	0- 4	0- 2				
0- 0	0- 0	0- 0	NEUTRAL	0- 0	0- 0	0- 0				

RPI 1-25				RPI 26-50				RPI 51-100				RPI 101+ Team's RPI: 292			
RPI	S	Opponent	Score	RPI	S	Opponent	Score	RPI	S	Opponent	Score	RPI	S	Opponent	Score
				49	N	Oregon St.	55 94	77	A	Wyoming	44 61	116	A	BYU	76 69
								77	H	Wyoming	46 64	118	A	Colorado St.	45 56
								82	A	New Mexico	47 80	139	A	Fresno St.	56 57
								85	H	Utah	44 79	139	H	Fresno St.	60 52
								92	H	UNLV	54 63	171	A	Idaho St.	44 64
												174	H	Boise St.	42 64
												179	A	UC Irvine	84 87
												187	H	Nevada	79 57
												195	H	Denver	72 74
												220	N	Montana St.	52 64
												250	A	San Jose St.	66 79
												253	H	San Diego St.	62 58
												282	H	Arizona	49 65
												302	A	Southern Utah	67 70
												306	A	Air Force	50 57
												309	A	Utah Valley	43 61

LAST 12 Division I GAMES:															
				77	H	Wyoming	46 64	187	H	Nevada	79 57				
				82	A	New Mexico	47 80	118	A	Colorado St.	45 56				
				139	H	Fresno St.	60 52	92	H	UNLV	54 63				
				306	A	Air Force	50 57	139	A	Fresno St.	56 57				
				77	A	Wyoming	44 61	253	H	San Diego St.	62 58				
				174	H	Boise St.	42 64	250	A	San Jose St.	66 79				

Non-Div I Games: Dixie St. 92 72

Utah St.

Average RPI Win:	282	WON-LOST	WINNING	LAST 10	STRENGTH OF	OPP. STRENGTH	TEAM	ADJ.	CONF.	ADJ CONF.
Average RPI Loss:	206	RECORD	PCT. RANK	GAMES	SCHEDULE	OF SCHEDULE	RPI	RPI	RPI	RPI
DIV. I ONLY	7- 13	259	3- 6	329	301	309	309	30	30	
DIV. I NON-CONF.	4- 9	249	1- 3	311	278	325	325	30	30	

TOTALS	RPI 1-25	RPI 26-50	W-L RECORDS	RPI 51-100	RPI 101-999	RPI 201+				
7- 13	0- 0	0- 1	OVERALL	0- 0	7- 12	6- 7				
5- 4	0- 0	0- 0	HOME	0- 0	5- 4	4- 3				
2- 9	0- 0	0- 0	AWAY	0- 0	2- 1	2- 1				
0- 0	0- 0	0- 0	NEUTRAL	0- 0	0- 0	0- 0				
4- 9	0- 0	0- 1	NON-CONFERENCE	0- 0	4- 8	3- 3				
4- 2	0- 0	0- 0	HOME	0- 0	4- 2	3- 1				
0- 7	0- 0	0- 1	AWAY	0- 0	0- 6	0- 2				
0- 0	0- 0	0- 0	NEUTRAL	0- 0	0- 0	0- 0				
3- 4	0- 0	0- 0	CONFERENCE	0- 0	3- 4	3- 4				
1- 2	0- 0	0- 0	HOME	0- 0	1- 2	1- 2				
2- 2	0- 0	0- 0	AWAY	0- 0	2- 2	2- 2				
0- 0	0- 0	0- 0	NEUTRAL	0- 0	0- 0	0- 0				

RPI 1-25				RPI 26-50				RPI 51-100				RPI 101+ Team's RPI: 309			
RPI	S	Opponent	Score	RPI	S	Opponent	Score	RPI	S	Opponent	Score	RPI	S	Opponent	Score
				49	A	Oregon St.	41 98					116	A	BYU	54 75
												141	A	Weber St.	57 75
												152	H	Cal Poly	89 70
												171	H	Idaho St.	58 70
												194	A	Eastern Wash.	41 61
												195	A	Denver	53 72
												204	H	Seattle U	75 77
												236	A	Pepperdine	44 71
												237	H	New Mexico St.	72 82
												239	A	CSU Bakersfield	58 63
												259	A	UMKC	66 59
												280	A	Grand Canyon	61 81
												292	H	Utah St.	61 43
												299	H	Cal St. Fullerton	36 73
												302	H	Southern Utah	69 61
												306	H	Air Force	59 56
												311	A	Portland	64 71
												323	H	UTRGV	69 60
												343	A	Chicago St.	68 30
LAST 12 Division I GAMES:															
204	H	Seattle U	75 77	239	A	CSU Bakersfield	58 63								
280	A	Grand Canyon	61 81	195	A	Denver	53 72								
237	H	New Mexico St.	72 82	299	H	Cal St. Fullerton	36 73								
323	H	UTRGV	69 60	152	H	Cal Poly	89 70								
343	A	Chicago St.	68 30	171	H	Idaho St.	58 70								
259	A	UMKC	66 59	292	H	Utah St.	61 43								

Non-Div I Games: Dixie St. 72 63 Antelope Valley 78 54

Utah Valley

Average RPI Win:	294	WON-LOST	WINNING	LAST 10	STRENGTH OF	OPP. STRENGTH	TEAM	ADJ.	CONF.	ADJ CONF.
Average RPI Loss:	153	RECORD	PCT. RANK	GAMES	SCHEDULE	OF SCHEDULE	RPI	RPI	RPI	RPI
DIV. I ONLY	5- 18	308	2- 8	195	222	293	293	12	12	
DIV. I NON-CONF.	3- 9	280	1- 0	285	294	314	314	10	10	

TOTALS	RPI 1-25	RPI 26-50	W-L RECORDS	RPI 51-100	RPI 101-999	RPI 201+				
5- 18	0- 0	0- 1	OVERALL	0- 7	5- 10	4- 7				
3- 6	0- 0	0- 0	HOME	0- 3	3- 3	2- 2				
1- 10	0- 0	0- 0	AWAY	0- 0	1- 0	1- 0				
1- 2	0- 0	0- 0	NEUTRAL	0- 2	1- 0	1- 0				
3- 9	0- 0	0- 0	NON-CONFERENCE	0- 3	3- 6	3- 4				
2- 2	0- 0	0- 0	HOME	0- 0	2- 2	2- 1				
0- 5	0- 0	0- 0	AWAY	0- 1	0- 4	0- 3				
1- 2	0- 0	0- 0	NEUTRAL	0- 2	1- 0	1- 0				
2- 9	0- 0	0- 1	CONFERENCE	0- 4	2- 4	1- 3				
1- 4	0- 0	0- 0	HOME	0- 3	1- 1	0- 1				
1- 5	0- 0	0- 1	AWAY	0- 1	1- 3	1- 2				
0- 0	0- 0	0- 0	NEUTRAL	0- 0	0- 0	0- 0				

RPI 1-25				RPI 26-50				RPI 51-100				RPI 101+				Team's RPI: 293	
RPI	S	Opponent	Score	RPI	S	Opponent	Score	RPI	S	Opponent	Score	RPI	S	Opponent	Score		
				44	A	Dayton	64 74										
								55	A	Duquesne	71 80	124	H	Georgetown	59 71		
								55	H	Duquesne	51 70	161	A	Radford	62 79		
								56	A	Minnesota	63 108	191	A	Saint Joseph's	41 79		
								60	N	Mercer	54 70	191	H	Saint Joseph's	56 54		
								75	H	Fordham	54 64	211	H	Richmond	68 77		
								89	N	Penn	52 82	218	H	Norfolk St.	52 66		
								94	H	George Washington	39 61	225	A	La Salle	57 62		
												233	A	UNCG	61 74		
												266	A	UNCW	67 83		
												287	A	Massachusetts	75 79		
												300	H	Coppin St.	62 47		
												312	H	Old Dominion	68 39		
												315	A	Georgia St.	56 61		
												331	A	Rhode Island	61 49		
												335	N	Long Beach St.	69 59		
LAST 12 Division I GAMES:																	
				55	A	Duquesne	71 80					75	H	Fordham	54 64		
				44	A	Dayton	64 74					331	A	Rhode Island	61 49		
				191	H	Saint Joseph's	56 54					55	H	Duquesne	51 70		
				211	H	Richmond	68 77					94	H	George Washington	39 61		
				225	A	La Salle	57 62					191	A	Saint Joseph's	41 79		
				287	A	Massachusetts	75 79					335	N	Long Beach St.	69 59		

Non-Div I Games:

VCU

Average RPI Win:	318	WON-LOST	WINNING	LAST 10	STRENGTH OF	OPP. STRENGTH	TEAM	ADJ.	CONF.	ADJ CONF.
Average RPI Loss:	161	RECORD	PCT. RANK	GAMES	SCHEDULE	OF SCHEDULE	RPI	RPI	RPI	RPI
DIV. I ONLY	8- 12	232	3- 7	341	262	290	290	24	24	
DIV. I NON-CONF.	5- 4	146	1- 0	340	272	240	240	22	22	

TOTALS	RPI 1-25	RPI 26-50	W-L RECORDS	RPI 51-100	RPI 101-999	RPI 201+				
8- 12	0- 0	0- 1	OVERALL	0- 3	8- 8	8- 4				
6- 2	0- 0	0- 0	HOME	0- 0	6- 2	6- 2				
2- 10	0- 0	0- 0	AWAY	0- 0	2- 0	2- 0				
0- 0	0- 0	0- 0	NEUTRAL	0- 0	0- 0	0- 0				
5- 4	0- 0	0- 1	NON-CONFERENCE	0- 2	5- 1	5- 0				
3- 0	0- 0	0- 0	HOME	0- 0	3- 0	3- 0				
2- 4	0- 0	0- 1	AWAY	0- 2	2- 1	2- 0				
0- 0	0- 0	0- 0	NEUTRAL	0- 0	0- 0	0- 0				
3- 8	0- 0	0- 0	CONFERENCE	0- 1	3- 7	3- 4				
3- 2	0- 0	0- 0	HOME	0- 0	3- 2	3- 2				
0- 6	0- 0	0- 0	AWAY	0- 1	0- 5	0- 2				
0- 0	0- 0	0- 0	NEUTRAL	0- 0	0- 0	0- 0				

RPI	S	Opponent	Score	RPI	S	Opponent	Score	RPI	S	Opponent	Score	RPI	S	Opponent	Score	Team's RPI: 290
34	A	Purdue	49	95	86	A	Drake	50	86	118	A	Missouri St.	60	83		
					87	A	Miami (OH)	68	77	144	A	Southern Ill.	63	74		
					100	A	Liberty	40	61	154	A	UNI	56	77		
										198	A	Bowling Green	77	90		
										246	A	Bradley	58	69		
										246	H	Bradley	69	88		
										257	H	Indiana St.	54	67		
										267	A	Illinois St.	55	63		
										267	H	Illinois St.	56	50		
										280	H	Grand Canyon	80	75		
										297	H	Loyola Chicago	76	60		
										316	H	Fort Wayne	68	50		
										343	H	Chicago St.	71	60		
										345	A	Eastern Ill.	76	67		
										348	H	Evansville	101	59		
										349	A	Longwood	81	68		
LAST 12 Division I GAMES:																
267	A	Illinois St.	55	63	297	H	Loyola Chicago	76	60							
246	A	Bradley	58	69	246	H	Bradley	69	88							
257	H	Indiana St.	54	67	267	H	Illinois St.	56	50							
348	H	Evansville	101	59	154	A	UNI	56	77							
144	A	Southern Ill.	63	74	86	A	Drake	50	86							
118	A	Missouri St.	60	83	316	H	Fort Wayne	68	50							

Non-Div I Games: Ind.-Northwest 99 59 Ind.-Kokomo 81 47

Valparaiso

Average RPI	Win:	135	WON-LOST	WINNING	LAST 10	STRENGTH OF	OPP. STRENGTH	TEAM	ADJ.	CONF.	ADJ CONF.
Average RPI	Loss:	56	RECORD	PCT. RANK	GAMES	SCHEDULE	OF SCHEDULE	RPI	RPI	RPI	RPI
DIV. I ONLY		6- 18		298	2- 8	6	11	121	121	2	2
DIV. I NON-CONF.		4- 10		267	1- 1	26	17	148	148	2	2

TOTALS	RPI 1-25		RPI 26-50		W-L RECORDS	RPI 51-100		RPI 101-999		RPI 201+	
6- 18	0- 9		0- 3		OVERALL	1- 3		5- 3		1- 0	
3- 10	0- 6		0- 1		HOME	0- 1		3- 2		1- 0	
3- 6	0- 3		0- 1		AWAY	1- 2		2- 0		0- 0	
0- 2	0- 0		0- 1		NEUTRAL	0- 0		0- 1		0- 0	
4- 10	0- 2		0- 3		NON-CONFERENCE	1- 2		3- 3		1- 0	
2- 5	0- 1		0- 1		HOME	0- 1		2- 2		1- 0	
2- 3	0- 1		0- 1		AWAY	1- 1		1- 0		0- 0	
0- 2	0- 0		0- 1		NEUTRAL	0- 0		0- 1		0- 0	
2- 8	0- 7		0- 0		CONFERENCE	0- 1		2- 0		0- 0	
1- 5	0- 5		0- 0		HOME	0- 0		1- 0		0- 0	
1- 3	0- 2		0- 0		AWAY	0- 1		1- 0		0- 0	
0- 0	0- 0		0- 0		NEUTRAL	0- 0		0- 0		0- 0	

RPI	S	Opponent	Score	RPI	S	Opponent	Score	RPI	S	Opponent	Score	RPI	S	Opponent	Score	Team's RPI: 121
4	A	Louisville	57 79	27	A	Central Mich.	75 92	69	H	Belmont	74 111	103	A	Saint Louis	74 69	
11	A	Tennessee	73 86	37	N	Syracuse	78 84	94	A	George Washington	69 59	108	H	Kentucky	70 55	
11	H	Tennessee	64 74	42	H	Ball St.	79 88	97	A	Tulane	59 71	115	H	Iowa St.	77 74	
16	H	Texas A&M	67 91					99	A	Alabama	75 77	120	A	Ole Miss	75 72	
18	H	Missouri	70 81									131	H	Middle Tenn.	54 65	
19	H	NC State	72 83									176	H	Memphis	60 71	
20	H	Georgia	52 81									185	N	Wisconsin	71 73	
21	H	South Carolina	82 95									268	H	Lipscomb	92 82	
24	A	LSU	65 85													

LAST 12 Division I GAMES:																
11	H	Tennessee	64 74	18	H	Missouri	70 81									
120	A	Ole Miss	75 72	11	A	Tennessee	73 86									
16	H	Texas A&M	67 91	20	H	Georgia	52 81									
99	A	Alabama	75 77	24	A	LSU	65 85									
21	H	South Carolina	82 95	268	H	Lipscomb	92 82									
108	H	Kentucky	70 55	69	H	Belmont	74 111									

Non-Div I Games:

Vanderbilt

Average RPI Win: 258
Average RPI Loss: 166

DIV. I ONLY	6- 16	285	4- 6	234	210	288	288	20	20
DIV. I NON-CONF.	2- 10	300	1- 1	249	164	329	329	24	24
TOTALS	RPI 1-25	RPI 26-50	W-L RECORDS	RPI 51-100	RPI 101-999	RPI 201+			
6- 16	0- 0	0- 0	OVERALL	0- 5	6- 11	4- 6			
4- 8	0- 0	0- 0	HOME	0- 2	4- 6	3- 2			
2- 8	0- 0	0- 0	AWAY	0- 0	2- 0	1- 0			
0- 0	0- 0	0- 0	NEUTRAL	0- 0	0- 0	0- 0			
2- 10	0- 0	0- 0	NON-CONFERENCE	0- 3	2- 7	2- 4			
2- 5	0- 0	0- 0	HOME	0- 2	2- 3	2- 1			
0- 5	0- 0	0- 0	AWAY	0- 1	0- 4	0- 3			
0- 0	0- 0	0- 0	NEUTRAL	0- 0	0- 0	0- 0			
4- 6	0- 0	0- 0	CONFERENCE	0- 2	4- 4	2- 2			
2- 3	0- 0	0- 0	HOME	0- 0	2- 3	1- 1			
2- 3	0- 0	0- 0	AWAY	0- 2	2- 1	1- 1			
0- 0	0- 0	0- 0	NEUTRAL	0- 0	0- 0	0- 0			

RPI 1-25				RPI 26-50				RPI 51-100				RPI 101+				Team's RPI: 288	
RPI	S	Opponent	Score	RPI	S	Opponent	Score	RPI	S	Opponent	Score	RPI	S	Opponent	Score		
								51	A	Miami (FL)	49	73	112	A	Dartmouth	56	66
								67	H	American	62	64	134	H	Northeastern	66	71
								73	A	Maine	55	64	145	H	Binghamton	48	62
								74	A	Albany (NY)	55	67	157	H	Hartford	53	47
								81	H	James Madison	56	68	183	A	New Hampshire	58	53
													183	H	New Hampshire	49	52
													190	H	Columbia	66	73
													206	H	Boston U.	41	57
													208	A	Stony Brook	57	80
													235	A	Holy Cross	53	64
													241	H	Howard	88	65
													269	A	Rider	49	64
													291	H	Central Conn. St.	62	48
													294	A	FIU	70	80
													327	A	UMBC	72	58
													327	H	UMBC	51	52
													347	H	UMass Lowell	63	55
LAST 12 Division I GAMES:																	
								183	A	New Hampshire	58	53	73	A	Maine	55	64
								327	H	UMBC	51	52	208	A	Stony Brook	57	80
								145	H	Binghamton	48	62	327	A	UMBC	72	58
								74	A	Albany (NY)	55	67	347	H	UMass Lowell	63	55
								157	H	Hartford	53	47	294	A	FIU	70	80
								183	H	New Hampshire	49	52	291	H	Central Conn. St.	62	48

Vermont

Average RPI Win:	136	WON-LOST	WINNING	LAST 10	STRENGTH OF	OPP. STRENGTH	TEAM	ADJ.	CONF.	ADJ CONF.
Average RPI Loss:	63	RECORD	PCT. RANK	GAMES	SCHEDULE	OF SCHEDULE	RPI	RPI	RPI	RPI
DIV. I ONLY	18- 5	34	7- 3	52	69	26	26	6	6	
DIV. I NON-CONF.	10- 1	15	0- 1	25	139	9	9	6	6	

TOTALS	RPI 1-25	RPI 26-50	W-L RECORDS	RPI 51-100	RPI 101-999	RPI 201+				
18- 5	2- 0	1- 2	OVERALL	4- 3	11- 0	4- 0				
5- 3	2- 0	0- 1	HOME	0- 2	3- 0	1- 0				
10- 2	0- 0	1- 1	AWAY	2- 1	7- 0	3- 0				
3- 0	0- 0	0- 0	NEUTRAL	2- 0	1- 0	0- 0				
10- 1	1- 0	1- 0	NON-CONFERENCE	2- 1	6- 0	2- 0				
2- 1	1- 0	0- 0	HOME	0- 1	1- 0	0- 0				
5- 0	0- 0	1- 0	AWAY	0- 0	4- 0	2- 0				
3- 0	0- 0	0- 0	NEUTRAL	2- 0	1- 0	0- 0				
8- 4	1- 0	0- 2	CONFERENCE	2- 2	5- 0	2- 0				
3- 2	1- 0	0- 1	HOME	0- 1	2- 0	1- 0				
5- 2	0- 0	0- 1	AWAY	2- 1	3- 0	1- 0				
0- 0	0- 0	0- 0	NEUTRAL	0- 0	0- 0	0- 0				

RPI 1-25				RPI 26-50				RPI 51-100				RPI 101+			
RPI	S	Opponent	Score	RPI	S	Opponent	Score	RPI	S	Opponent	Score	RPI	S	Opponent	Score
17	H	Duke	64 55	32	H	Marquette	57 67	58	A	St. John's (NY)	64 70	124	A	Georgetown	60 58
25	H	DePaul	84 58	39	A	Creighton	54 69	67	N	American	65 60	124	H	Georgetown	68 67
				45	A	Princeton	62 59	81	N	James Madison	60 57	157	A	Hartford	71 53
								89	H	Penn	77 79	160	N	Lehigh	62 42
								93	A	Seton Hall	67 59	177	A	Temple	69 65
								96	A	Butler	69 67	188	A	Providence	63 55
								96	H	Butler	53 76	191	H	Saint Joseph's	79 44
												209	A	Xavier	89 50
												209	H	Xavier	75 57
												225	A	La Salle	76 49
												256	A	Fairfield	73 44

LAST 12 Division I GAMES:															
124	H	Georgetown	68 67	58	A	St. John's (NY)	64 70	93	A	Seton Hall	67 59	124	A	Georgetown	60 58
96	A	Butler	69 67	93	A	Seton Hall	67 59	209	A	Georgetown	60 58	209	H	Xavier	75 57
209	A	Xavier	89 50	124	A	Georgetown	60 58	96	H	Butler	53 76	188	A	Providence	63 55
32	H	Marquette	57 67	209	H	Xavier	75 57								
25	H	DePaul	84 58	96	H	Butler	53 76								
89	H	Penn	77 79	188	A	Providence	63 55								

Non-Div I Games:

Villanova

Average RPI Win:	129	WON-LOST	WINNING	LAST 10	STRENGTH OF	OPP. STRENGTH	TEAM	ADJ.	CONF.	ADJ CONF.
Average RPI Loss:	22	RECORD	PCT. RANK	GAMES	SCHEDULE	OF SCHEDULE	RPI	RPI	RPI	RPI
DIV. I ONLY	15- 8	86	8- 2	7	10	29	29	1	1	
DIV. I NON-CONF.	7- 6	165	2- 0	10	18	68	68	1	1	

TOTALS	RPI 1-25	RPI 26-50	W-L RECORDS	RPI 51-100	RPI 101-999	RPI 201+				
15- 8	1- 6	1- 1	OVERALL	5- 1	8- 0	3- 0				
10- 4	0- 3	1- 0	HOME	2- 1	7- 0	3- 0				
3- 4	1- 3	0- 1	AWAY	1- 0	1- 0	0- 0				
2- 0	0- 0	0- 0	NEUTRAL	2- 0	0- 0	0- 0				
7- 6	0- 4	0- 1	NON-CONFERENCE	3- 1	4- 0	3- 0				
5- 3	0- 2	0- 0	HOME	1- 1	4- 0	3- 0				
0- 3	0- 2	0- 1	AWAY	0- 0	0- 0	0- 0				
2- 0	0- 0	0- 0	NEUTRAL	2- 0	0- 0	0- 0				
8- 2	1- 2	1- 0	CONFERENCE	2- 0	4- 0	0- 0				
5- 1	0- 1	1- 0	HOME	1- 0	3- 0	0- 0				
3- 1	1- 1	0- 0	AWAY	1- 0	1- 0	0- 0				
0- 0	0- 0	0- 0	NEUTRAL	0- 0	0- 0	0- 0				

RPI 1-25				RPI 26-50				RPI 51-100				RPI 101+			
RPI	S	Opponent	Score	RPI	S	Opponent	Score	RPI	S	Opponent	Score	RPI	S	Opponent	Score
3	A	Mississippi St.	53 68	37	H	Syracuse	68 63	52	H	Virginia Tech	61 52	101	H	North Carolina	82 70
4	H	Louisville	41 77	44	A	Dayton	46 61	55	H	Duquesne	63 74	138	H	Clemson	70 41
14	A	Rutgers	43 52					62	A	Georgia Tech	62 56	147	H	Pittsburgh	62 50
15	H	Maryland	59 60					70	N	Indiana	82 72	181	H	Hampton	66 62
17	A	Duke	48 55					71	H	Harvard	50 48	196	A	Boston College	68 57
19	A	NC State	73 63					80	N	Ohio	77 59	233	H	UNCG	68 50
20	H	Georgia	61 64									252	H	Manhattan	69 47
												291	H	Central Conn. St.	103 59

LAST 12 Division I GAMES:															
				4	H	Louisville	41 77	138	H	Clemson	70 41				
				62	A	Georgia Tech	62 56	19	A	NC State	73 63				
				101	H	North Carolina	82 70	37	H	Syracuse	68 63				
				52	H	Virginia Tech	61 52	147	H	Pittsburgh	62 50				
				17	A	Duke	48 55	252	H	Manhattan	69 47				
				196	A	Boston College	68 57	70	N	Indiana	82 72				

Non-Div I Games:

Virginia

Average RPI Win:	161	WON-LOST	WINNING	LAST 10	STRENGTH OF	OPP. STRENGTH	TEAM	ADJ.	CONF.	ADJ CONF.
Average RPI Loss:	34	RECORD	PCT. RANK	GAMES	SCHEDULE	OF SCHEDULE	RPI	RPI	RPI	RPI
DIV. I ONLY	16- 8	77	5- 5	40	46	52	52	1	1	
DIV. I NON-CONF.	11- 2	22	1- 0	156	157	49	49	1	1	

TOTALS	RPI 1-25	RPI 26-50	W-L RECORDS	RPI 51-100	RPI 101-999	RPI 201+				
16- 8	0- 4	2- 1	OVERALL	3- 3	11- 0	5- 0				
10- 3	0- 2	1- 0	HOME	1- 1	8- 0	3- 0				
5- 3	0- 2	1- 1	AWAY	1- 0	3- 0	2- 0				
1- 2	0- 0	0- 0	NEUTRAL	1- 2	0- 0	0- 0				
11- 2	0- 0	1- 0	NON-CONFERENCE	2- 2	8- 0	5- 0				
7- 0	0- 0	1- 0	HOME	0- 0	6- 0	3- 0				
3- 0	0- 0	0- 0	AWAY	1- 0	2- 0	2- 0				
1- 2	0- 0	0- 0	NEUTRAL	1- 2	0- 0	0- 0				
5- 6	0- 4	1- 1	CONFERENCE	1- 1	3- 0	0- 0				
3- 3	0- 2	0- 0	HOME	1- 1	2- 0	0- 0				
2- 3	0- 2	1- 1	AWAY	0- 0	1- 0	0- 0				
0- 0	0- 0	0- 0	NEUTRAL	0- 0	0- 0	0- 0				

RPI 1-25				RPI 26-50				RPI 51-100				Team's RPI: 52				RPI 101+			
RPI	S	Opponent	Score	RPI	S	Opponent	Score	RPI	S	Opponent	Score	RPI	S	Opponent	Score	RPI	S	Opponent	Score
4	A	Louisville	56 67	29	A	Virginia	52 61	51	H	Miami (FL)	78 82	101	A	North Carolina	90 74				
6	A	Florida St.	62 107	37	A	Syracuse	73 64	53	N	West Virginia	61 79	105	H	Auburn	72 63				
17	H	Duke	75 86	47	H	UCF	86 69	54	N	Drexel	79 67	147	H	Pittsburgh	89 66				
19	H	NC State	51 68					62	H	Georgia Tech	68 62	158	H	High Point	86 63				
								91	A	Chattanooga	64 44	161	H	Radford	68 42				
								96	N	Butler	77 79	196	H	Boston College	89 58				
												202	A	Illinois	96 49				
												295	H	USC Upstate	87 56				
												298	A	Monmouth	84 34				
												305	H	UMES	90 52				
												324	H	Wagner	99 32				

LAST 12 Division I GAMES:																			
101	A	North Carolina	90 74	6	A	Florida St.	62 107	147	H	Pittsburgh	89 66								
37	A	Syracuse	73 64	51	H	Miami (FL)	78 82	4	A	Louisville	56 67								
62	H	Georgia Tech	68 62	29	A	Virginia	52 61	196	H	Boston College	89 58								
29	A	Virginia	52 61	17	H	Duke	75 86	19	H	NC State	51 68								
17	H	Duke	75 86					158	H	High Point	86 63								

Non-Div I Games:

Virginia Tech

Average RPI Win:	296	WON-LOST	WINNING	LAST 10	STRENGTH OF	OPP. STRENGTH	TEAM	ADJ.	CONF.	ADJ CONF.
Average RPI Loss:	193	RECORD	PCT. RANK	GAMES	SCHEDULE	OF SCHEDULE	RPI	RPI	RPI	RPI
DIV. I ONLY	4- 17	312	2- 8	237	328	324	324	29	29	
DIV. I NON-CONF.	1- 9	318	0- 1	154	238	304	304	29	29	

TOTALS	RPI 1-25	RPI 26-50	W-L RECORDS	RPI 51-100	RPI 101-999	RPI 201+				
4- 17	0- 0	0- 1	OVERALL	0- 3	4- 13	4- 9				
3- 6	0- 0	0- 1	HOME	0- 0	3- 5	3- 2				
1- 11	0- 0	0- 0	AWAY	0- 3	1- 8	1- 7				
0- 0	0- 0	0- 0	NEUTRAL	0- 0	0- 0	0- 0				
1- 9	0- 0	0- 1	NON-CONFERENCE	0- 3	1- 5	1- 3				
1- 2	0- 0	0- 1	HOME	0- 0	1- 1	1- 0				
0- 7	0- 0	0- 0	AWAY	0- 3	0- 4	0- 3				
0- 0	0- 0	0- 0	NEUTRAL	0- 0	0- 0	0- 0				
3- 8	0- 0	0- 0	CONFERENCE	0- 0	3- 8	3- 6				
2- 4	0- 0	0- 0	HOME	0- 0	2- 4	2- 2				
1- 4	0- 0	0- 0	AWAY	0- 0	1- 4	1- 4				
0- 0	0- 0	0- 0	NEUTRAL	0- 0	0- 0	0- 0				

W
a
g
n
e
rW
a
g
n
e
r

RPI 1-25				RPI 26-50				RPI 51-100				RPI 101+ Team's RPI: 324			
RPI	S	Opponent	Score	RPI	S	Opponent	Score	RPI	S	Opponent	Score	RPI	S	Opponent	Score
				45	H	Princeton	37 58	52	A	Virginia Tech	32 99	129	H	Saint Francis (PA)	76 79
								74	A	Albany (NY)	44 89	151	H	Robert Morris	52 58
								81	A	James Madison	45 68	177	A	Temple	36 70
												183	H	New Hampshire	53 65
												208	A	Stony Brook	50 69
												245	A	Lafayette	52 70
												263	A	Towson	42 64
												264	H	Fairleigh Dickinson	64 74
												275	A	St. Francis Brooklyn	76 80
												275	H	St. Francis Brooklyn	50 47
												278	A	LIU Brooklyn	69 74
												278	H	LIU Brooklyn	52 44
												281	A	Bryant	75 66
												283	A	Mt. St. Mary's	56 79
												285	H	Sacred Heart	55 72
												291	A	Central Conn. St.	56 59
												349	H	Longwood	60 43

LAST 12 Division I GAMES:															
278	H	LIU Brooklyn	52 44	278	A	LIU Brooklyn	69 74								
275	H	St. Francis Brooklyn	50 47	285	H	Sacred Heart	55 72								
283	A	Mt. St. Mary's	56 79	264	H	Fairleigh Dickinson	64 74								
129	H	Saint Francis (PA)	76 79	291	A	Central Conn. St.	56 59								
151	H	Robert Morris	52 58	281	A	Bryant	75 66								
275	A	St. Francis Brooklyn	76 80	245	A	Lafayette	52 70								

Non-Div I Games: Staten Island 63 58

Wagner

Average RPI	Win:	195	WON-LOST	WINNING	LAST 10	STRENGTH OF	OPP. STRENGTH	TEAM	ADJ.	CONF.	ADJ CONF.
Average RPI	Loss:	54	RECORD	PCT. RANK	GAMES	SCHEDULE	OF SCHEDULE	RPI	RPI	RPI	RPI
DIV. I ONLY		11- 13	203	3- 7	51	34	104	104	1	1	
DIV. I NON-CONF.		8- 5	111	1- 0	206	128	131	131	1	1	

TOTALS	RPI 1-25		RPI 26-50		W-L RECORDS		RPI 51-100		RPI 101-999		RPI 201+
11- 13	0- 7		0- 0		OVERALL		2- 4		9- 2		6- 1
5- 6	0- 4		0- 0		HOME		1- 1		4- 1		3- 0
6- 5	0- 3		0- 0		AWAY		1- 2		5- 0		3- 0
0- 2	0- 0		0- 0		NEUTRAL		0- 1		0- 1		0- 1
8- 5	0- 1		0- 0		NON-CONFERENCE		1- 3		7- 1		6- 1
5- 1	0- 0		0- 0		HOME		1- 1		4- 0		3- 0
3- 2	0- 1		0- 0		AWAY		0- 1		3- 0		3- 0
0- 2	0- 0		0- 0		NEUTRAL		0- 1		0- 1		0- 1
3- 8	0- 6		0- 0		CONFERENCE		1- 1		2- 1		0- 0
0- 5	0- 4		0- 0		HOME		0- 0		0- 1		0- 0
3- 3	0- 2		0- 0		AWAY		1- 1		2- 0		0- 0
0- 0	0- 0		0- 0		NEUTRAL		0- 0		0- 0		0- 0

RPI	S	Opponent	Score	RPI	S	Opponent	Score	RPI	S	Opponent	Score	RPI	S	Opponent	Score	Team's RPI: 104
2	H	Notre Dame	73 96					51	A	Miami (FL)	61 50	101	H	North Carolina	76 79	
4	A	Louisville	52 89					56	N	Minnesota	81 93	147	A	Pittsburgh	58 49	
6	H	Florida St.	79 81					62	A	Georgia Tech	67 79	180	H	Charlotte	71 69	
14	A	Rutgers	51 65					68	H	Elon	53 51	196	A	Boston College	67 59	
17	A	Duke	51 59					79	A	Penn St.	58 68	209	A	Xavier	62 57	
17	H	Duke	67 80					93	H	Seton Hall	57 67	211	A	Richmond	85 81	
19	H	NC State	68 82									234	N	Hofstra	66 69	
												249	H	Texas Southern	73 56	
												260	A	Col. of Charleston	77 40	
												270	H	Appalachian St.	78 49	
												305	H	UMES	92 50	

LAST 12 Division I GAMES:																
17	A	Duke	51 59	101	H	North Carolina	76 79									
196	A	Boston College	67 59	17	H	Duke	67 80									
4	A	Louisville	52 89	51	A	Miami (FL)	61 50									
19	H	NC State	68 82	147	A	Pittsburgh	58 49									
62	A	Georgia Tech	67 79	2	H	Notre Dame	73 96									
6	H	Florida St.	79 81	260	A	Col. of Charleston	77 40									

Non-Div I Games:

Wake Forest

Average RPI Win: 171		WON-LOST	WINNING	LAST 10	STRENGTH OF		OPP. STRENGTH	TEAM	ADJ.	CONF.	ADJ CONF.
Loss: 78		RECORD	PCT. RANK	GAMES	SCHEDULE		OF SCHEDULE	RPI	RPI	RPI	RPI
DIV. I ONLY		7- 16	276	1- 9	38		36	169	169	4	4
DIV. I NON-CONF.		6- 5	153	0- 0	69		101	102	102	3	3
TOTALS		RPI 1-25	RPI 26-50	W-L RECORDS		RPI 51-100	RPI 101-999	RPI 201+			
7- 16	0- 5	1- 4		OVERALL		1- 2	5- 5	3- 1			
5- 5	0- 1	0- 1		HOME		1- 1	4- 2	3- 0			
1- 9	0- 3	0- 3		AWAY		0- 1	1- 2	0- 1			
1- 2	0- 1	1- 0		NEUTRAL		0- 0	0- 1	0- 0			
6- 5	0- 2	1- 0		NON-CONFERENCE		0- 0	5- 3	3- 0			
4- 1	0- 0	0- 0		HOME		0- 0	4- 1	3- 0			
1- 2	0- 1	0- 0		AWAY		0- 0	1- 1	0- 0			
1- 2	0- 1	1- 0		NEUTRAL		0- 0	0- 1	0- 0			
1- 11	0- 3	0- 4		CONFERENCE		1- 2	0- 2	0- 1			
1- 4	0- 1	0- 1		HOME		1- 1	0- 1	0- 0			
0- 7	0- 2	0- 3		AWAY		0- 1	0- 1	0- 1			
0- 0	0- 0	0- 0		NEUTRAL		0- 0	0- 0	0- 0			

RPI 1-25			
RPI	S	Opponent	Score
5	A	Ohio St.	76 85
7	A	Oregon	83 94
8	H	UCLA	69 86
10	N	Texas	68 92
12	A	Stanford	45 71

RPI 26-50			
RPI	S	Opponent	Score
33	A	Arizona St.	41 61
36	A	California	60 69
39	N	Creighton	67 64
49	A	Oregon St.	63 75
50	H	Southern California	61 72

RPI 51-100			
RPI	S	Opponent	Score
83	A	Washington St.	75 78
83	H	Washington St.	56 49
85	H	Utah	65 74

RPI 101+			
RPI	S	Opponent	Score
101	N	North Carolina	78 90
116	H	BYU	80 72
135	H	Colorado	61 66
162	A	Idaho	81 69
171	H	Idaho St.	59 79
174	A	Boise St.	62 85
204	H	Seattle U	84 76
280	H	Grand Canyon	79 65
282	A	Arizona	70 72
311	H	Portland	93 67

Team's RPI : 169			
RPI	S	Opponent	Score
282	A	Arizona	70 72
33	A	Arizona St.	41 61
50	H	Southern California	61 72
8	H	UCLA	69 86
83	H	Washington St.	56 49
83	A	Washington St.	75 78

LAST 12 Division I GAMES:			
12	A	Stanford	45 71
36	A	California	60 69
135	H	Colorado	61 66
85	H	Utah	65 74
7	A	Oregon	83 94
49	A	Oregon St.	63 75

Non-Div I Games:

Washington

■ Loss, ■ Non-Conf, S Site, H Home A Away N Neutral

Average RPI Win:	141	WON-LOST	WINNING	LAST 10	STRENGTH OF	OPP. STRENGTH	TEAM	ADJ.	CONF.	ADJ CONF.
Average RPI Loss:	55	RECORD	PCT. RANK	GAMES	SCHEDULE	OF SCHEDULE	RPI	RPI	RPI	RPI
DIV. I ONLY	10- 14	219	3- 7	15	41	83	83	4	4	
DIV. I NON-CONF.	7- 5	132	0- 0	7	75	32	32	3	3	

TOTALS	RPI 1-25	RPI 26-50	W-L RECORDS	RPI 51-100	RPI 101-999	RPI 201+				
10- 14	1- 3	0- 6	OVERALL	1- 3	8- 2	1- 0				
4- 5	0- 1	0- 2	HOME	0- 1	4- 1	0- 0				
4- 8	0- 2	0- 3	AWAY	1- 2	3- 1	1- 0				
2- 1	1- 0	0- 1	NEUTRAL	0- 0	1- 0	0- 0				
7- 5	1- 0	0- 2	NON-CONFERENCE	1- 2	5- 1	0- 0				
2- 2	0- 0	0- 1	HOME	0- 0	2- 1	0- 0				
3- 2	0- 0	0- 0	AWAY	1- 2	2- 0	0- 0				
2- 1	1- 0	0- 1	NEUTRAL	0- 0	1- 0	0- 0				
3- 9	0- 3	0- 4	CONFERENCE	0- 1	3- 1	1- 0				
2- 3	0- 1	0- 1	HOME	0- 1	2- 0	0- 0				
1- 6	0- 2	0- 3	AWAY	0- 0	1- 1	1- 0				
0- 0	0- 0	0- 0	NEUTRAL	0- 0	0- 0	0- 0				

RPI 1-25				RPI 26-50				RPI 51-100				Team's RPI : 83				RPI 101+			
RPI	S	Opponent	Score	RPI	S	Opponent	Score	RPI	S	Opponent	Score	RPI	S	Opponent	Score	RPI	S	Opponent	Score
7	A	Oregon	56 89	28	N	South Fla.	45 82	57	A	Nebraska	73 61	103	H	Saint Louis	85 63				
8	H	UCLA	71 79	33	A	Ari zona St.	51 77	66	A	UC Davi s	76 91	108	H	Kentucky	68 73				
12	A	Stanford	57 70	36	A	Cal i forni a	60 66	78	A	Saint Mary' s (CA)	75 81	135	H	Col orado	89 75				
14	N	Rutgers	63 60	41	H	Gonzaga	56 64	85	H	Utah	79 81	143	N	ETSU	80 76				
				49	A	Oregon St.	53 71					164	A	San Franci sco	74 70				
				50	H	Southern Cal i forni a	72 73					169	A	Washi ngton	49 56				
												169	H	Washi ngton	78 75				
												171	H	Idaho St.	72 55				
												174	A	Boi se St.	61 53				
												282	A	Ari zona	78 60				

Average RPI Win:	243	WON-LOST	WINNING	LAST 10	STRENGTH OF	OPP. STRENGTH	TEAM	ADJ.	CONF.	ADJ CONF.
Average RPI Loss:	142	RECORD	PCT. RANK	GAMES	SCHEDULE	OF SCHEDULE	RPI	RPI	RPI	RPI
DIV. I ONLY	14- 5	55	8- 2	333	136	141	141	19	19	
DIV. I NON-CONF.	6- 3	87	1- 1	307	136	165	165	15	15	

TOTALS	RPI 1-25	RPI 26-50	W-L RECORDS	RPI 51-100	RPI 101-999	RPI 201+				
14- 5	0- 1	1- 0	OVERALL	0- 1	13- 3	9- 1				
9- 1	0- 0	1- 0	HOME	0- 1	8- 0	6- 0				
5- 4	0- 1	0- 0	AWAY	0- 0	5- 3	3- 1				
0- 0	0- 0	0- 0	NEUTRAL	0- 0	0- 0	0- 0				
6- 3	0- 1	0- 0	NON-CONFERENCE	0- 1	6- 1	5- 0				
4- 1	0- 0	0- 0	HOME	0- 1	4- 0	4- 0				
2- 2	0- 1	0- 0	AWAY	0- 0	2- 1	1- 0				
0- 0	0- 0	0- 0	NEUTRAL	0- 0	0- 0	0- 0				
8- 2	0- 0	1- 0	CONFERENCE	0- 0	7- 2	4- 1				
5- 0	0- 0	1- 0	HOME	0- 0	4- 0	2- 0				
3- 2	0- 0	0- 0	AWAY	0- 0	3- 2	2- 1				
0- 0	0- 0	0- 0	NEUTRAL	0- 0	0- 0	0- 0				

RPI 1-25				RPI 26-50				RPI 51-100				RPI 101+ Team's RPI: 141			
RPI	S	Opponent	Score	RPI	S	Opponent	Score	RPI	S	Opponent	Score	RPI	S	Opponent	Score
7	A	Oregon	87 114	31	H	Northern Colo.	82 73	85	H	Utah	58 85	139	A	Fresno St.	78 81
												153	A	Portland St.	64 77
												156	H	North Dakota	80 69
												171	A	Idaho St.	76 70
												171	H	Idaho St.	84 73
												184	A	CSUN	64 61
												236	H	Pepperdine	71 61
												284	A	Sacramento St.	78 56
												302	A	Southern Utah	77 64
												302	H	Southern Utah	65 50
												306	H	Air Force	62 52
												309	H	Utah Valley	75 57
												311	A	Portland	91 70
												313	H	Incarnate Word	79 55
												325	A	Northern Ariz.	75 76
												325	H	Northern Ariz.	77 63

LAST 12 Division I GAMES:															
325	H	Northern Ariz.	77 63	31	H	Northern Colo.	82 73	302	A	Southern Utah	77 64				
302	H	Southern Utah	65 50	325	A	Northern Ariz.	75 76	171	A	Idaho St.	76 70				
171	H	Idaho St.	84 73	171	A	Idaho St.	76 70	139	A	Fresno St.	78 81				
153	A	Portland St.	64 77	311	A	Portland	91 70								
284	A	Sacramento St.	78 56												
156	H	North Dakota	80 69												

Non-Div I Games: Westminster (UT) 64 58 Antelope Valley 80 70

Weber St.

Average RPI Win:	164	WON-LOST	WINNING	LAST 10	STRENGTH OF	OPP. STRENGTH	TEAM	ADJ.	CONF.	ADJ CONF.
Average RPI Loss:	36	RECORD	PCT. RANK	GAMES	SCHEDULE	OF SCHEDULE	RPI	RPI	RPI	RPI
DIV. I ONLY	17- 7	60	4- 6	61	51	53	53	5	5	
DIV. I NON-CONF.	12- 0	1	0- 0	167	149	19	19	5	5	

TOTALS	RPI 1-25	RPI 26-50	W-L RECORDS	RPI 51-100	RPI 101-999	RPI 201+				
17- 7	1- 3	0- 2	OVERALL	4- 2	12- 0	7- 0				
9- 4	0- 2	0- 0	HOME	0- 2	9- 0	7- 0				
4- 3	1- 1	0- 2	AWAY	1- 0	2- 0	0- 0				
4- 0	0- 0	0- 0	NEUTRAL	3- 0	1- 0	0- 0				
12- 0	1- 0	0- 0	NON-CONFERENCE	3- 0	8- 0	6- 0				
7- 0	0- 0	0- 0	HOME	0- 0	7- 0	6- 0				
1- 0	1- 0	0- 0	AWAY	0- 0	0- 0	0- 0				
4- 0	0- 0	0- 0	NEUTRAL	3- 0	1- 0	0- 0				
5- 7	0- 3	0- 2	CONFERENCE	1- 2	4- 0	1- 0				
2- 4	0- 2	0- 0	HOME	0- 2	2- 0	1- 0				
3- 3	0- 1	0- 2	AWAY	1- 0	2- 0	0- 0				
0- 0	0- 0	0- 0	NEUTRAL	0- 0	0- 0	0- 0				

RPI 1-25				RPI 26-50				RPI 51-100				Team's RPI: 53	RPI 101+			
RPI	S	Opponent	Score	RPI	S	Opponent	Score	RPI	S	Opponent	Score		RPI	S	Opponent	Score
9	H	Bayl or	72 83	30	A	Okl ahoma	57 76	52	N	Virginia Tech	79 61		115	A	Iowa St.	69 59
10	A	Texas	58 79	43	A	Okl ahoma St.	73 79	54	N	Drexel	75 42		115	H	Iowa St.	57 49
10	H	Texas	55 73					63	A	TCU	87 82		146	A	Kansas	74 54
16	A	Texas A&M	70 56					63	H	TCU	74 76		147	H	Pittsburgh	73 52
								90	H	Kansas St.	52 60		161	N	Radford	75 55
								96	N	Butler	75 68		216	H	Morehead St.	66 56
													223	H	Texas Tech	82 52
													232	H	North Florida	87 59
													274	H	Morgan St.	84 41
													284	H	Sacramento St.	101 47
													291	H	Central Conn. St.	102 52
													300	H	Coppin St.	101 43

LAST 12 Division I GAMES:																
10	H	Texas	55 73	63	H	TCU	74 76									
30	A	Okl ahoma	57 76	146	A	Kansas	74 54									
9	H	Bayl or	72 83	115	H	Iowa St.	57 49									
223	H	Texas Tech	82 52	90	H	Kansas St.	52 60									
115	A	Iowa St.	69 59	10	A	Texas	58 79									
43	A	Okl ahoma St.	73 79	63	A	TCU	87 82									

Non-Div I Games:

West Virginia

Average RPI Win:	205	WON-LOST	WINNING	LAST 10	STRENGTH OF	OPP. STRENGTH	TEAM	ADJ.	CONF.	ADJ CONF.
Average RPI Loss:	181	RECORD	PCT. RANK	GAMES	SCHEDULE	OF SCHEDULE	RPI	RPI	RPI	RPI
DIV. I ONLY	2- 20	338	0- 9	142	280	326	326	17	17	
DIV. I NON-CONF.	2- 11	305	0- 1	183	340	316	316	16	16	

TOTALS	RPI 1-25	RPI 26-50	W-L RECORDS	RPI 51-100	RPI 101-999	RPI 201+				
2- 20	0- 2	0- 0	OVERALL	0- 3	2- 15	1- 9				
2- 8	0- 0	0- 0	HOME	0- 1	2- 7	1- 4				
0- 12	0- 2	0- 0	AWAY	0- 2	0- 8	0- 5				
0- 0	0- 0	0- 0	NEUTRAL	0- 0	0- 0	0- 0				
2- 11	0- 2	0- 0	NON-CONFERENCE	0- 0	2- 9	1- 7				
2- 3	0- 0	0- 0	HOME	0- 0	2- 3	1- 2				
0- 8	0- 2	0- 0	AWAY	0- 0	0- 6	0- 5				
0- 0	0- 0	0- 0	NEUTRAL	0- 0	0- 0	0- 0				
0- 9	0- 0	0- 0	CONFERENCE	0- 3	0- 6	0- 2				
0- 5	0- 0	0- 0	HOME	0- 1	0- 4	0- 2				
0- 4	0- 0	0- 0	AWAY	0- 2	0- 2	0- 0				
0- 0	0- 0	0- 0	NEUTRAL	0- 0	0- 0	0- 0				

RPI 1-25				RPI 26-50				RPI 51-100				RPI 101+ Team's RPI: 326			
RPI	S	Opponent	Score	RPI	S	Opponent	Score	RPI	S	Opponent	Score	RPI	S	Opponent	Score
20	A	Georgia	50 76					60	A	Mercer	50 72	143	A	ETSU	50 66
21	A	South Carolina	43 101					91	A	Chattanooga	32 47	143	H	ETSU	46 76
								91	H	Chattanooga	41 58	155	H	Davidson	57 70
												158	A	High Point	69 75
												161	H	Radford	39 27
												166	A	Samford	54 62
												189	H	Furman	59 68
												210	A	UT Martin	54 62
												217	A	Gardner-Webb	67 70
												226	A	N. C. A&T	59 68
												233	H	UNCG	67 88
												247	A	Campbell	51 58
												248	H	UNC Asheville	62 52
												271	H	Wofford	48 54
												314	H	Eastern Ky.	59 62
												322	A	South Carolina St.	45 75
												342	H	Florida A&M	63 80

LAST 12 Division I GAMES:															
143	H	ETSU	46 76	189	H	Furman	59 68								
91	H	Chattanooga	41 58	91	A	Chattanooga	32 47								
233	H	UNCG	67 88	143	A	ETSU	50 66								
60	A	Mercer	50 72	217	A	Gardner-Webb	67 70								
166	A	Samford	54 62	158	A	High Point	69 75								
271	H	Wofford	48 54	226	A	N. C. A&T	59 68								

Non-Div I Games: Warren Wilson 114 54 Brevard 79 34

Western Caro.

Western RPI:				Through Games Of Feb. 7, 2018						
Average RPI Win: 234		WON-LOST RECORD	WINNING PCT. RANK	LAST 10 GAMES	STRENGTH OF SCHEDULE	OPP. STRENGTH OF SCHEDULE	TEAM RPI	ADJ. RPI	CONF. RPI	ADJ CONF. RPI
DIV. I ONLY		16- 7	68	7- 3	231	182	107	107	14	14
DIV. I NON-CONF.		8- 4	87	0- 1	287	172	125	125	17	17
TOTALS		RPI 1-25		RPI 26-50	W-L RECORDS		RPI 51-100	RPI 101-999	RPI 201+	
16- 7	1- 0		0- 2	OVERALL		0- 2	15- 3	13- 1		
8- 2	0- 0		0- 0	HOME		0- 1	8- 1	7- 0		
8- 5	1- 0		0- 2	AWAY		0- 1	7- 2	6- 1		
0- 0	0- 0		0- 0	NEUTRAL		0- 0	0- 0	0- 0		
8- 4	1- 0		0- 1	NON-CONFERENCE		0- 0	7- 3	6- 1		
3- 1	0- 0		0- 0	HOME		0- 0	3- 1	3- 0		
5- 3	1- 0		0- 1	AWAY		0- 0	4- 2	3- 1		
0- 0	0- 0		0- 0	NEUTRAL		0- 0	0- 0	0- 0		
8- 3	0- 0		0- 1	CONFERENCE		0- 2	8- 0	7- 0		
5- 1	0- 0		0- 0	HOME		0- 1	5- 0	4- 0		
3- 2	0- 0		0- 1	AWAY		0- 1	3- 0	3- 0		
0- 0	0- 0		0- 0	NEUTRAL		0- 0	0- 0	0- 0		

RPI 1-25				RPI 26-50				RPI 51-100				RPI 101+				Team's RPI: 107	
RPI	S	Opponent	Score	RPI	S	Opponent	Score	RPI	S	Opponent	Score	RPI	S	Opponent	Score		
12	A	Stanford	71 64	40	A	South Dakota St.	48 84	76	A	South Dakota	81 92	114	H	Milwaukee	67 77		
				41	A	Gonzaga	65 80	76	H	South Dakota	58 82	130	A	Northern Ill.	94 96		
												168	A	Wichita St.	78 65		
												195	H	Denver	118 93		
												202	A	Illinois	77 67		
												205	A	Oral Roberts	85 63		
												205	H	Oral Roberts	56 49		
												219	H	Southeast Mo. St.	87 59		
												229	A	Austin Peay	81 68		
												231	A	Omaha	90 51		
												231	H	Omaha	103 68		
												246	A	Bradley	80 87		
												259	H	UMKC	90 71		
												265	H	North Dakota St.	97 72		
												316	A	Fort Wayne	100 64		
												316	H	Fort Wayne	91 44		
												343	A	Chicago St.	83 45		
												343	H	Chicago St.	71 54		
LAST 12 Division I GAMES:																	
				231	H	Omaha	103 68	316	H	Fort Wayne	91 44						
				205	A	Oral Roberts	85 63	231	A	Omaha	90 51						
				76	A	South Dakota	81 92	205	H	Oral Roberts	56 49						
				265	H	North Dakota St.	97 72	76	H	South Dakota	58 82						
				195	H	Denver	118 93	316	A	Fort Wayne	100 64						
				40	A	South Dakota St.	48 84	246	A	Bradley	80 87						

Non-Div I Games:	Illinois Col.	122	40	William Woods	96	57
------------------	---------------	-----	----	---------------	----	----

Western III.

Loss, Non-Conf, S Site, H Home A Away N Neutral

Average RPI	Win: 205	WON-LOST	WINNING	LAST 10	STRENGTH OF	OPP. STRENGTH	TEAM	ADJ.	CONF.	ADJ CONF.
Average RPI	Loss: 42	RECORD	PCT. RANK	GAMES	SCHEDULE	OF SCHEDULE	RPI	RPI	RPI	RPI
DIV. I ONLY	16- 5	42	8- 1	109	119	46	46	18	18	
DIV. I NON-CONF.	8- 4	87	1- 1	78	32	45	45	19	19	

TOTALS	RPI 1-25	RPI 26-50	W-L RECORDS	RPI 51-100	RPI 101-999	RPI 201+				
16- 5	1- 2	0- 1	OVERALL	2- 2	13- 0	7- 0				
7- 1	0- 1	0- 0	HOME	0- 0	7- 0	4- 0				
5- 4	0- 1	0- 1	AWAY	0- 2	5- 0	3- 0				
4- 0	1- 0	0- 0	NEUTRAL	2- 0	1- 0	0- 0				
8- 4	1- 2	0- 1	NON-CONFERENCE	2- 1	5- 0	3- 0				
2- 1	0- 1	0- 0	HOME	0- 0	2- 0	2- 0				
2- 3	0- 1	0- 1	AWAY	0- 1	2- 0	1- 0				
4- 0	1- 0	0- 0	NEUTRAL	2- 0	1- 0	0- 0				
8- 1	0- 0	0- 0	CONFERENCE	0- 1	8- 0	4- 0				
5- 0	0- 0	0- 0	HOME	0- 0	5- 0	2- 0				
3- 1	0- 0	0- 0	AWAY	0- 1	3- 0	2- 0				
0- 0	0- 0	0- 0	NEUTRAL	0- 0	0- 0	0- 0				

RPI	S	Opponent	Score
2	H	Notre Dame	65 78
18	N	Missouri	79 76
22	A	Iowa	97 104

RPI	S	Opponent	Score
42	A	Ball St.	81 93

Team's RPI: 46

RPI	S	Opponent	Score
60	N	Mercer	67 62
65	N	Tol edo	70 56
70	A	I ndi ana	71 73
72	A	UAB	61 79

RPI	S	Opponent	Score
131	H	Mi ddle Tenn.	57 43
144	A	Southern Ill.	75 49
163	H	Southern Mi ss.	81 60
167	N	Stetson	66 58
173	A	Loui si ana Tech	74 64
182	H	Fla. Atlantic	82 63
251	A	North Texas	79 65
294	H	FIU	101 47
303	H	UTSA	73 38
315	A	Georgi a St.	74 63
330	A	Marshall	86 66
341	H	Mi ssi ssi ppi Val .	87 48
348	H	Evansvi lle	92 54

LAST 12 Division I GAMES:

182	H	Fla. Atlantic	82 63	294	H	FIU	101 47
173	A	Louisiana Tech	74 64	163	H	Southern Mi ss.	81 60
251	A	North Texas	79 65	131	H	Mi ddle Tenn.	57 43
330	A	Marshall	86 66	42	A	Ball St.	81 93
303	H	UTSA	73 38	65	N	Tol edo	70 56
72	A	UAB	61 79	167	N	Stetson	66 58

Western Ky.

Western Ky.

Non-Div I Games: Lee

88 64

Western Ky.

Average RPI Win:	198	WON-LOST	WINNING	LAST 10	STRENGTH OF	OPP. STRENGTH	TEAM	ADJ.	CONF.	ADJ CONF.
Average RPI Loss:	63	RECORD	PCT. RANK	GAMES	SCHEDULE	OF SCHEDULE	RPI	RPI	RPI	RPI
DIV. I ONLY	11- 10	158	6- 4	122	57	106	106	7	7	
DIV. I NON-CONF.	4- 5	202	0- 0	132	33	122	122	8	8	

TOTALS	RPI 1-25	RPI 26-50	W-L RECORDS	RPI 51-100	RPI 101-999	RPI 201+				
11- 10	0- 3	0- 1	OVERALL	1- 5	10- 1	5- 0				
5- 2	0- 0	0- 0	HOME	1- 2	4- 0	2- 0				
5- 6	0- 2	0- 1	AWAY	0- 2	5- 1	3- 0				
1- 2	0- 1	0- 0	NEUTRAL	0- 1	1- 0	0- 0				
4- 5	0- 2	0- 0	NON-CONFERENCE	0- 3	4- 0	3- 0				
1- 0	0- 0	0- 0	HOME	0- 0	1- 0	1- 0				
2- 3	0- 1	0- 0	AWAY	0- 2	2- 0	2- 0				
1- 2	0- 1	0- 0	NEUTRAL	0- 1	1- 0	0- 0				
7- 5	0- 1	0- 1	CONFERENCE	1- 2	6- 1	2- 0				
4- 2	0- 0	0- 0	HOME	1- 2	3- 0	1- 0				
3- 3	0- 1	0- 1	AWAY	0- 0	3- 1	1- 0				
0- 0	0- 0	0- 0	NEUTRAL	0- 0	0- 0	0- 0				

RPI 1-25				RPI 26-50				RPI 51-100				RPI 101+ Team's RPI: 106			
RPI	S	Opponent	Score	RPI	S	Opponent	Score	RPI	S	Opponent	Score	RPI	S	Opponent	Score
14	N	Rutgers	64 75	27	A	Central Mich.	70 74	58	N	St. John's (NY)	48 76	130	H	Northern Ill.	88 83
22	A	Iowa	56 79					59	A	Michigan St.	62 65	136	A	Kent St.	66 61
23	A	Buffalo	49 71					65	H	Toledo	73 78	143	N	ETSU	87 79
								80	H	Ohio	54 69	198	A	Bowling Green	81 67
								82	A	New Mexico	76 88	198	H	Bowling Green	67 58
								87	H	Miami (OH)	81 70	200	A	Eastern Mich.	67 69
												222	A	Akron	59 51
												222	H	Akron	76 60
												237	A	New Mexico St.	64 55
												297	A	Loyola Chicago	65 47
												310	H	Detroit Mercy	74 62
LAST 12 Division I GAMES:															
198	A	Bowling Green	81 67	200	A	Eastern Mich.	67 69	80	H	Ohio	54 69	130	H	Northern Ill.	88 83
222	H	Akron	76 60	80	H	Ohio	54 69	136	A	Kent St.	66 61	23	A	Buffalo	49 71
65	H	Toledo	73 78	136	A	Kent St.	66 61	198	H	Bowling Green	67 58				
27	A	Central Mich.	70 74												
222	A	Akron	59 51												
87	H	Miami (OH)	81 70												

Non-Div I Games: Goshen 87 36 Kentucky St. 85 50 Olivet 86 37

Western Mich.

Average RPI Win:	187	WON-LOST	WINNING	LAST 10	STRENGTH OF	OPP. STRENGTH	TEAM	ADJ.	CONF.	ADJ CONF.
Average RPI Loss:	93	RECORD	PCT. RANK	GAMES	SCHEDULE	OF SCHEDULE	RPI	RPI	RPI	RPI
DIV. I ONLY	10- 15	232	5- 5	79	86	168	168	8	8	
DIV. I NON-CONF.	5- 9	238	0- 1	89	113	204	204	7	7	

TOTALS	RPI 1-25	RPI 26-50	W-L RECORDS	RPI 51-100	RPI 101-999	RPI 201+				
10- 15	0- 1	1- 6	OVERALL	1- 2	8- 6	4- 2				
7- 5	0- 0	1- 1	HOME	0- 1	6- 3	4- 0				
2- 9	0- 1	0- 5	AWAY	1- 1	1- 2	0- 1				
1- 1	0- 0	0- 0	NEUTRAL	0- 0	1- 1	0- 1				
5- 9	0- 1	0- 3	NON-CONFERENCE	0- 2	5- 3	3- 1				
4- 2	0- 0	0- 0	HOME	0- 1	4- 1	3- 0				
0- 6	0- 1	0- 3	AWAY	0- 1	0- 1	0- 0				
1- 1	0- 0	0- 0	NEUTRAL	0- 0	1- 1	0- 1				
5- 6	0- 0	1- 3	CONFERENCE	1- 0	3- 3	1- 1				
3- 3	0- 0	1- 1	HOME	0- 0	2- 2	1- 0				
2- 3	0- 0	0- 2	AWAY	1- 0	1- 1	0- 1				
0- 0	0- 0	0- 0	NEUTRAL	0- 0	0- 0	0- 0				

RPI	S	Opponent	Score	RPI	S	Opponent	Score	RPI	S	Opponent	Score	RPI	S	Opponent	Score	Team's RPI: 168
11	A	Tennessee	56 68	28	H	South Fla.	64 56	76	H	South Dakota	48 62	107	H	Western Ill.	65 78	
				39	A	Creighton	61 66	82	A	New Mexico	62 76	118	A	Missouri St.	71 94	
				40	A	South Dakota St.	64 96	97	A	Tulane	64 56	118	H	Missouri St.	72 58	
				43	A	Oklahoma St.	67 91					137	H	Cincinnati	69 75	
				47	A	UCF	53 59					176	A	Memphis	77 64	
				48	A	Houston	55 73					176	H	Memphis	69 61	
				48	H	Houston	62 73					179	N	UC Irvine	76 53	
												186	H	Tulsa	62 67	
												202	N	Illinois	67 68	
												207	A	East Carolina	67 77	
												215	H	SMU	66 43	
												259	H	UMKC	72 63	
												277	H	Alcorn	87 46	
												343	H	Chicago St.	66 63	

LAST 12 Division I GAMES:																
				137	H	Cincinnati	69 75	97	A	Tulane	64 56					
				48	H	Houston	62 73	176	H	Memphis	69 61					
				207	A	East Carolina	67 77	47	A	UCF	53 59					
				176	A	Memphis	77 64	48	A	Houston	55 73					
				28	H	South Fla.	64 56	186	H	Tulsa	62 67					
				215	H	SMU	66 43	40	A	South Dakota St.	64 96					

Non-Div I Games:

Wichita St.

Average RPI Win:	225	WON-LOST	WINNING	LAST 10	STRENGTH OF	OPP. STRENGTH	TEAM	ADJ.	CONF.	ADJ CONF.
Average RPI Loss:	149	RECORD	PCT. RANK	GAMES	SCHEDULE	OF SCHEDULE	RPI	RPI	RPI	RPI
DIV. I ONLY	15- 7	75	5- 5	272	180	140	140	10	10	
DIV. I NON-CONF.	9- 2	34	0- 1	273	213	93	93	12	12	

TOTALS	RPI 1-25	RPI 26-50	W-L RECORDS	RPI 51-100	RPI 101-999	RPI 201+				
15- 7	0- 0	0- 0	OVERALL	1- 3	14- 4	12- 3				
8- 4	0- 0	0- 0	HOME	1- 2	7- 2	6- 2				
7- 3	0- 0	0- 0	AWAY	0- 1	7- 2	6- 1				
0- 0	0- 0	0- 0	NEUTRAL	0- 0	0- 0	0- 0				
9- 2	0- 0	0- 0	NON-CONFERENCE	0- 1	9- 1	7- 1				
5- 1	0- 0	0- 0	HOME	0- 0	5- 1	4- 1				
4- 1	0- 0	0- 0	AWAY	0- 1	4- 0	3- 0				
0- 0	0- 0	0- 0	NEUTRAL	0- 0	0- 0	0- 0				
6- 5	0- 0	0- 0	CONFERENCE	1- 2	5- 3	5- 2				
3- 3	0- 0	0- 0	HOME	1- 2	2- 1	2- 1				
3- 2	0- 0	0- 0	AWAY	0- 0	3- 2	3- 1				
0- 0	0- 0	0- 0	NEUTRAL	0- 0	0- 0	0- 0				

RPI 1-25				RPI 26-50				RPI 51-100				RPI 101+				Team's RPI: 140
RPI	S	Opponent	Score	RPI	S	Opponent	Score	RPI	S	Opponent	Score	RPI	S	Opponent	Score	
								54	H	Drexel	58 65	129	A	Saint Francis (PA)	92 86	
								58	A	St. John's (NY)	81 92	134	A	Northeastern	46 64	
								68	H	El on	81 75	155	H	Davi dson	73 55	
								81	H	James Madi son	41 86	207	A	East Carol ina	71 65	
												211	A	Ri chmond	78 64	
												218	H	Norfol k St.	74 80	
												224	H	Loyol a Maryl and	70 49	
												234	A	Hofstra	54 65	
												234	H	Hofstra	63 53	
												241	A	Howard	83 71	
												256	H	Fair field	57 47	
												260	A	Col. of Charleston	68 54	
												260	H	Col. of Charleston	79 66	
												263	A	Towson	75 63	
												263	H	Towson	66 67	
												266	A	UNCW	66 53	
												295	H	USC Upstate	83 63	
												312	H	Ol d Domi ni on	75 58	

LAST 12 Division I GAMES:																
				263	A	Towson	75 63	68	H	El on	81 75					
				81	H	James Madi son	41 86	263	H	Towson	66 67					
				234	H	Hofstra	63 53	54	H	Drexel	58 65					
				260	H	Col. of Charleston	79 66	266	A	UNCW	66 53					
				134	A	Northeastern	46 64	260	A	Col. of Charleston	68 54					
				234	A	Hofstra	54 65	218	H	Norfol k St.	74 80					

Non-Div I Games:

William & Mary

Average RPI Win:	349	WON-LOST	WINNING	LAST 10	STRENGTH OF	OPP. STRENGTH	TEAM	ADJ.	CONF.	ADJ CONF.
Average RPI Loss:	200	RECORD	PCT. RANK	GAMES	SCHEDULE	OF SCHEDULE	RPI	RPI	RPI	RPI
DIV. I ONLY	1- 20	345	1- 9	256	314	339	339	27	27	
DIV. I NON-CONF.	0- 10	337	0- 1	203	261	338	338	28	28	

TOTALS	RPI 1-25	RPI 26-50	W-L RECORDS	RPI 51-100	RPI 101-999	RPI 201+				
1- 20	0- 1	0- 0	OVERALL	0- 4	1- 15	1- 12				
1- 9	0- 0	0- 0	HOME	0- 1	1- 8	1- 6				
0- 11	0- 1	0- 0	AWAY	0- 3	0- 7	0- 6				
0- 0	0- 0	0- 0	NEUTRAL	0- 0	0- 0	0- 0				
0- 10	0- 1	0- 0	NON-CONFERENCE	0- 3	0- 6	0- 5				
0- 4	0- 0	0- 0	HOME	0- 1	0- 3	0- 2				
0- 6	0- 1	0- 0	AWAY	0- 2	0- 3	0- 3				
0- 0	0- 0	0- 0	NEUTRAL	0- 0	0- 0	0- 0				
1- 10	0- 0	0- 0	CONFERENCE	0- 1	1- 9	1- 7				
1- 5	0- 0	0- 0	HOME	0- 0	1- 5	1- 4				
0- 5	0- 0	0- 0	AWAY	0- 1	0- 4	0- 3				
0- 0	0- 0	0- 0	NEUTRAL	0- 0	0- 0	0- 0				

RPI 1-25				RPI 26-50				RPI 51-100				RPI 101+ Team's RPI: 339			
RPI	S	Opponent	Score	RPI	S	Opponent	Score	RPI	S	Opponent	Score	RPI	S	Opponent	Score
17	A	Duke	30 101					55	H	Duquesne	54 81	143	H	ETSU	63 74
								60	A	Mercer	45 93	158	H	High Point	58 79
								68	A	Elon	37 98	161	A	Radford	52 78
								100	A	Liberty	37 63	217	H	Gardner-Webb	59 66
												222	A	Akron	43 69
												247	H	Campbell	48 72
												248	A	UNC Asheville	51 63
												248	H	UNC Asheville	48 70
												254	A	Presbyterian	45 78
												254	H	Presbyterian	58 64
												271	H	Wofford	68 73
												301	A	Charleston So.	45 81
												322	H	South Carolina St.	37 65
												329	A	Tennessee Tech	41 70
												330	A	Marshall	40 70
												349	H	Longwood	69 60
LAST 12 Division I GAMES:															
254	H	Presbyterian	58 64	301	A	Charleston So.	45 81								
248	A	UNC Asheville	51 63	158	H	High Point	58 79								
349	H	Longwood	69 60	100	A	Liberty	37 63								
217	H	Gardner-Webb	59 66	247	H	Campbell	48 72								
254	A	Presbyterian	45 78	161	A	Radford	52 78								
248	H	UNC Asheville	48 70	329	A	Tennessee Tech	41 70								

Non-Div I Games: N. C. Wesleyan 94 50

Winthrop

Average RPI	Win: 211	WON-LOST RECORD	WINNING PCT. RANK	LAST 10 GAMES	STRENGTH OF SCHEDULE	OPP. STRENGTH OF SCHEDULE	TEAM RPI	ADJ. RPI	CONF. RPI	ADJ CONF. RPI
Average RPI	Loss: 59									
DIV. I ONLY	9- 16	256	2- 8	71	45	185	185	3	3	
DIV. I NON-CONF.	7- 6	165	0- 0	184	59	157	157	4	4	

TOTALS	RPI 1-25	RPI 26-50	W-L RECORDS	RPI 51-100	RPI 101-999	RPI 201+				
9- 16	0- 4	0- 4	OVERALL	0- 6	9- 2	4- 0				
6- 8	0- 4	0- 1	HOME	0- 2	6- 1	3- 0				
2- 7	0- 0	0- 2	AWAY	0- 4	2- 1	1- 0				
1- 1	0- 0	0- 1	NEUTRAL	0- 0	1- 0	0- 0				
7- 6	0- 1	0- 2	NON-CONFERENCE	0- 2	7- 1	3- 0				
5- 2	0- 1	0- 0	HOME	0- 0	5- 1	3- 0				
1- 3	0- 0	0- 1	AWAY	0- 2	1- 0	0- 0				
1- 1	0- 0	0- 1	NEUTRAL	0- 0	1- 0	0- 0				
2- 10	0- 3	0- 2	CONFERENCE	0- 4	2- 1	1- 0				
1- 6	0- 3	0- 1	HOME	0- 2	1- 0	0- 0				
1- 4	0- 0	0- 1	AWAY	0- 2	1- 1	1- 0				
0- 0	0- 0	0- 0	NEUTRAL	0- 0	0- 0	0- 0				

RPI	S	Opponent	Score	RPI	S	Opponent	Score	RPI	S	Opponent	Score	RPI	S	Opponent	Score	Team's RPI: 185
5	H	Ohio St.	55 68	32	A	Marquette	65 88	56	A	Minnesota	65 90	114	H	Milwaukee	64 67	
13	H	Green Bay	34 67	34	A	Purdue	35 57	56	H	Minnesota	61 71	121	N	Vanderbilt	73 71	
15	H	Maryland	44 71	35	H	Michigan	57 80	70	A	Indiana	55 69	147	A	Pittsburgh	58 57	
22	H	Iowa	46 56	37	N	Syracuse	74 77	79	H	Penn St.	62 69	165	H	Southern U.	77 74	
								94	A	George Washington	46 61	180	H	Charlotte	80 66	
								96	A	Butler	62 69	192	A	Northwestern	60 69	
												192	H	Northwestern	58 46	
												202	A	Illinois	70 61	
												225	H	La Salle	71 60	
												323	H	UTRGV	82 54	
												340	H	Savannah St.	82 24	

LAST 12 Division I GAMES:																
5	H	Ohio St.	55 68	79	H	Penn St.	62 69									
56	H	Minnesota	61 71	192	A	Northwestern	60 69									
202	A	Illinois	70 61	15	H	Maryland	44 71									
70	A	Indiana	55 69	35	H	Michigan	57 80									
192	H	Northwestern	58 46	34	A	Purdue	35 57									
56	A	Minnesota	65 90	22	H	Iowa	46 56									

Non-Div I Games:

Wisconsin

Average RPI Win:	262	WON-LOST	WINNING	LAST 10	STRENGTH OF	OPP. STRENGTH	TEAM	ADJ.	CONF.	ADJ CONF.
Average RPI Loss:	168	RECORD	PCT. RANK	GAMES	SCHEDULE	OF SCHEDULE	RPI	RPI	RPI	RPI
DIV. I ONLY	7- 14	265	3- 6	242	211	271	271	17	17	
DIV. I NON-CONF.	4- 8	239	1- 1	314	293	307	307	16	16	

TOTALS	RPI 1-25	RPI 26-50	W-L RECORDS	RPI 51-100	RPI 101-999	RPI 201+				
7- 14	0- 2	0- 0	OVERALL	0- 3	7- 9	5- 7				
5- 6	0- 0	0- 0	HOME	0- 2	5- 4	3- 3				
2- 8	0- 2	0- 0	AWAY	0- 1	2- 5	2- 4				
0- 0	0- 0	0- 0	NEUTRAL	0- 0	0- 0	0- 0				
4- 8	0- 2	0- 0	NON-CONFERENCE	0- 0	4- 6	4- 6				
3- 3	0- 0	0- 0	HOME	0- 0	3- 3	3- 3				
1- 5	0- 2	0- 0	AWAY	0- 0	1- 3	1- 3				
0- 0	0- 0	0- 0	NEUTRAL	0- 0	0- 0	0- 0				
3- 6	0- 0	0- 0	CONFERENCE	0- 3	3- 3	1- 1				
2- 3	0- 0	0- 0	HOME	0- 2	2- 1	0- 0				
1- 3	0- 0	0- 0	AWAY	0- 1	1- 2	1- 1				
0- 0	0- 0	0- 0	NEUTRAL	0- 0	0- 0	0- 0				

RPI 1-25				RPI 26-50				RPI 51-100				RPI 101+ Team's RPI: 271			
RPI	S	Opponent	Score	RPI	S	Opponent	Score	RPI	S	Opponent	Score	RPI	S	Opponent	Score
20	A	Georgia	56 95					60	A	Mercer	39 80	143	H	ETSU	58 61
21	A	South Carolina	60 94					60	H	Mercer	46 71	166	A	Samford	77 81
								91	H	Chattanooga	47 54	166	H	Samford	58 46
												189	H	Furman	79 48
												217	A	Gardner-Webb	55 73
												231	H	Omaha	60 64
												232	H	North Florida	69 57
												233	A	UNCG	51 66
												248	H	UNC Asheville	70 68
												260	A	Col. of Charleston	51 59
												266	H	UNCW	60 65
												279	A	Coastal Caro.	51 67
												301	H	Charleston So.	45 68
												326	A	Western Caro.	54 48
												334	H	N. C. Central	77 56
												339	A	Winthrop	73 68

LAST 12 Division I GAMES:															
60	A	Mercer	39 80	233	A	UNCG	51 66								
166	A	Samford	77 81	166	H	Samford	58 46								
189	H	Furman	79 48	60	H	Mercer	46 71								
143	H	ETSU	58 61	232	H	North Florida	69 57								
91	H	Chattanooga	47 54	301	H	Charleston So.	45 68								
326	A	Western Caro.	54 48	279	A	Coastal Caro.	51 67								

Non-Div I Games: Bob Jones 96 54 Brevard 85 46 Southern Wesleyan 104 57

Wofford

Average RPI Win:	231	WON-LOST	WINNING	LAST 10	STRENGTH OF	OPP. STRENGTH	TEAM	ADJ.	CONF.	ADJ CONF.
Average RPI Loss:	70	RECORD	PCT. RANK	GAMES	SCHEDULE	OF SCHEDULE	RPI	RPI	RPI	RPI
DIV. I ONLY	14- 8	98	6- 4	149	154	95	95	11	11	
DIV. I NON-CONF.	7- 3	74	0- 0	260	151	103	103	13	13	

TOTALS	RPI 1-25	RPI 26-50	W-L RECORDS	RPI 51-100	RPI 101-999	RPI 201+				
14- 8	0- 4	0- 0	OVERALL	1- 1	13- 3	10- 0				
6- 2	0- 1	0- 0	HOME	0- 1	6- 0	5- 0				
6- 5	0- 3	0- 0	AWAY	1- 0	5- 2	4- 0				
2- 1	0- 0	0- 0	NEUTRAL	0- 0	2- 1	1- 0				
7- 3	0- 2	0- 0	NON-CONFERENCE	1- 0	6- 1	4- 0				
3- 0	0- 0	0- 0	HOME	0- 0	3- 0	3- 0				
2- 2	0- 2	0- 0	AWAY	1- 0	1- 0	0- 0				
2- 1	0- 0	0- 0	NEUTRAL	0- 0	2- 1	1- 0				
7- 5	0- 2	0- 0	CONFERENCE	0- 1	7- 2	6- 0				
3- 2	0- 1	0- 0	HOME	0- 1	3- 0	2- 0				
4- 3	0- 1	0- 0	AWAY	0- 0	4- 2	4- 0				
0- 0	0- 0	0- 0	NEUTRAL	0- 0	0- 0	0- 0				

RPI 1-25				RPI 26-50				RPI 51-100				Team's RPI: 95		RPI 101+			
RPI	S	Opponent	Score	RPI	S	Opponent	Score	RPI	S	Opponent	Score		RPI	S	Opponent	Score	
13	A	Green Bay	68 75					64	H	IUPUI	61 64		114	A	Milwaukee	53 59	
13	H	Green Bay	51 58					69	A	Belmont	91 81		114	H	Milwaukee	56 51	
18	A	Missouri	80 82										127	A	Cleveland St.	70 71	
20	A	Georgia	71 87										136	A	Kent St.	72 60	
													167	N	Stetson	64 59	
													188	N	Providence	69 74	
													203	A	Oakland	77 57	
													211	N	Richmond	85 69	
													228	A	Youngstown St.	69 59	
													228	H	Youngstown St.	73 50	
													240	A	Northern Ky.	68 63	
													310	A	Detroit Mercy	88 60	
													317	H	Ill. -Chicago	60 50	
													329	H	Tennessee Tech	82 59	
													343	H	Chicago St.	84 39	
													345	H	Eastern Ill.	81 46	
LAST 12 Division I GAMES:																	
13	A	Green Bay	68 75	228	H	Youngstown St.	73 50										
114	A	Milwaukee	53 59	240	A	Northern Ky.	68 63										
228	A	Youngstown St.	69 59	310	A	Detroit Mercy	88 60										
127	A	Cleveland St.	70 71	203	A	Oakland	77 57										
64	H	IUPUI	61 64	114	H	Milwaukee	56 51										
317	H	Ill. -Chicago	60 50	13	H	Green Bay	51 58										

Non-Div I Games: Northwestern Ohio 106 52 Cincinnati Christian 99 36

Wright St.

Average RPI Win:	186	WON-LOST	WINNING	LAST 10	STRENGTH OF	OPP. STRENGTH	TEAM	ADJ.	CONF.	ADJ CONF.
Average RPI Loss:	138	RECORD	PCT. RANK	GAMES	SCHEDULE	OF SCHEDULE	RPI	RPI	RPI	RPI
DIV. I ONLY	13- 7	97	8- 2	82	202	77	77	16	16	
DIV. I NON-CONF.	5- 4	146	0- 1	27	282	66	66	14	14	

TOTALS	RPI 1-25	RPI 26-50	W-L RECORDS	RPI 51-100	RPI 101-999	RPI 201+				
13- 7	0- 1	0- 0	OVERALL	2- 1	11- 5	4- 2				
7- 1	0- 0	0- 0	HOME	2- 0	5- 1	3- 0				
6- 4	0- 1	0- 0	AWAY	0- 0	6- 3	1- 2				
0- 2	0- 0	0- 0	NEUTRAL	0- 1	0- 1	0- 0				
5- 4	0- 1	0- 0	NON-CONFERENCE	1- 1	4- 2	1- 1				
3- 0	0- 0	0- 0	HOME	1- 0	2- 0	1- 0				
2- 2	0- 1	0- 0	AWAY	0- 0	2- 1	0- 1				
0- 2	0- 0	0- 0	NEUTRAL	0- 1	0- 1	0- 0				
8- 3	0- 0	0- 0	CONFERENCE	1- 0	7- 3	3- 1				
4- 1	0- 0	0- 0	HOME	1- 0	3- 1	2- 0				
4- 2	0- 0	0- 0	AWAY	0- 0	4- 2	1- 1				
0- 0	0- 0	0- 0	NEUTRAL	0- 0	0- 0	0- 0				

RPI	S	Opponent	Score	RPI	S	Opponent	Score	RPI	S	Opponent	Score	RPI	S	Opponent	Score
17	A	Duke	40 63					64	N	IUPUI	59 65	118	A	Colorado St.	53 49
								82	H	New Mexico	66 55	118	H	Colorado St.	53 64
								86	H	Drake	75 61	139	A	Fresno St.	47 60
												154	N	UNI	40 55
												162	A	Idaho	70 64
												171	H	Idaho St.	61 53
												174	A	Boise St.	66 51
												187	A	Nevada	65 62
												187	H	Nevada	66 60
												195	A	Denver	61 51
												220	A	Montana St.	46 50
												227	H	Montana	67 62
												250	H	San Jose St.	58 46
												253	A	San Diego St.	62 68
												292	A	Utah St.	64 46
												292	H	Utah St.	61 44
LAST 12 Division I GAMES:															
292	A	Utah St.	64 46	118	A	Colorado St.	53 49								
139	A	Fresno St.	47 60	82	H	New Mexico	66 55								
118	H	Colorado St.	53 64	174	A	Boise St.	66 51								
250	H	San Jose St.	58 46	187	H	Nevada	66 60								
187	A	Nevada	65 62	253	A	San Diego St.	62 68								
292	H	Utah St.	61 44	17	A	Duke	40 63								

Non-Div I Games: Colo. Christian 62 33 Adams St. 73 47

Wyoming

Average RPI Win:	220	WON-LOST	WINNING	LAST 10	STRENGTH OF	OPP. STRENGTH	TEAM	ADJ.	CONF.	ADJ CONF.
Average RPI Loss:	72	RECORD	PCT. RANK	GAMES	SCHEDULE	OF SCHEDULE	RPI	RPI	RPI	RPI
DIV. I ONLY	9- 15	241	1- 9	114	78	209	209	6	6	
DIV. I NON-CONF.	7- 4	102	0- 0	233	246	171	171	6	6	

TOTALS	RPI 1-25	RPI 26-50	W-L RECORDS	RPI 51-100	RPI 101-999	RPI 201+				
9- 15	0- 2	0- 4	OVERALL	1- 5	8- 4	4- 0				
7- 6	0- 0	0- 2	HOME	0- 2	7- 2	4- 0				
1- 8	0- 1	0- 2	AWAY	1- 3	0- 2	0- 0				
1- 1	0- 1	0- 0	NEUTRAL	0- 0	1- 0	0- 0				
7- 4	0- 1	0- 0	NON-CONFERENCE	0- 1	7- 2	4- 0				
6- 1	0- 0	0- 0	HOME	0- 0	6- 1	4- 0				
0- 2	0- 0	0- 0	AWAY	0- 1	0- 1	0- 0				
1- 1	0- 1	0- 0	NEUTRAL	0- 0	1- 0	0- 0				
2- 11	0- 1	0- 4	CONFERENCE	1- 4	1- 2	0- 0				
1- 5	0- 0	0- 2	HOME	0- 2	1- 1	0- 0				
1- 6	0- 1	0- 2	AWAY	1- 2	0- 1	0- 0				
0- 0	0- 0	0- 0	NEUTRAL	0- 0	0- 0	0- 0				

RPI 1-25				RPI 26-50				RPI 51-100				RPI 101+ Team's RPI: 209			
RPI	S	Opponent	Score	RPI	S	Opponent	Score	RPI	S	Opponent	Score	RPI	S	Opponent	Score
18	N	Missouri	48 74	26	A	Villanova	57 75	56	A	Minnesota	62 74	104	H	Wake Forest	57 62
25	A	DePaul	48 79	26	H	Villanova	50 89	58	A	St. John's (NY)	36 70	124	A	Georgetown	60 65
				32	A	Marquette	67 88	58	H	St. John's (NY)	63 67	124	H	Georgetown	48 65
				39	H	Creighton	64 71	93	A	Seton Hall	53 58	137	H	Cincinnati	53 50
								93	H	Seton Hall	51 62	183	H	New Hampshire	71 66
								96	A	Butler	69 62	188	H	Providence	68 59
												189	N	Furman	75 62
												198	A	Bowling Green	53 63
												243	H	Grambling	72 67
												283	H	Mt. St. Mary's	66 45
												316	H	Fort Wayne	62 50
												342	H	Florida A&M	70 52

LAST 12 Division I GAMES:															
				58	A	St. John's (NY)	36 70	32	A	Marquette	67 88				
				93	A	Seton Hall	53 58	25	A	DePaul	48 79				
				124	H	Georgetown	48 65	93	H	Seton Hall	51 62				
				26	H	Villanova	50 89	58	H	St. John's (NY)	63 67				
				39	H	Creighton	64 71	26	A	Villanova	57 75				
				188	H	Providence	68 59	124	A	Georgetown	60 65				

Non-Div I Games:

Xavier

Y
a
l
e

Y
a
l
e

Yal e

Average RPI Win:	266	WON-LOST	WINNING	LAST 10	STRENGTH OF	OPP. STRENGTH	TEAM	ADJ.	CONF.	ADJ CONF.
Average RPI Loss:	121	RECORD	PCT. RANK	GAMES	SCHEDULE	OF SCHEDULE	RPI	RPI	RPI	RPI
DIV. I ONLY	8- 13	237	5- 5	197	168	228	228	11	11	
DIV. I NON-CONF.	2- 7	286	0- 0	234	209	279	279	13	13	
<hr/>										
TOTALS	RPI 1-25	RPI 26-50	W-L RECORDS	RPI 51-100	RPI 101-999	RPI 201+				
8- 13	0- 1	0- 0	OVERALL	0- 4	8- 8	7- 2				
4- 5	0- 0	0- 0	HOME	0- 2	4- 3	4- 1				
4- 8	0- 1	0- 0	AWAY	0- 2	4- 5	3- 1				
0- 0	0- 0	0- 0	NEUTRAL	0- 0	0- 0	0- 0				
2- 7	0- 0	0- 0	NON-CONFERENCE	0- 1	2- 6	2- 1				
1- 2	0- 0	0- 0	HOME	0- 0	1- 2	1- 0				
1- 5	0- 0	0- 0	AWAY	0- 1	1- 4	1- 1				
0- 0	0- 0	0- 0	NEUTRAL	0- 0	0- 0	0- 0				
6- 6	0- 1	0- 0	CONFERENCE	0- 3	6- 2	5- 1				
3- 3	0- 0	0- 0	HOME	0- 2	3- 1	3- 1				
3- 3	0- 1	0- 0	AWAY	0- 1	3- 1	2- 0				
0- 0	0- 0	0- 0	NEUTRAL	0- 0	0- 0	0- 0				

RPI 1-25				RPI 26-50				RPI 51-100				RPI 101+				Team's RPI: 228
RPI	S	Opponent	Score	RPI	S	Opponent	Score	RPI	S	Opponent	Score	RPI	S	Opponent	Score	
13	A	Green Bay	56 65					64	H	IUPUI	43 65	114	A	Milwaukee	61 62	
								67	A	American	72 78	127	A	Cleveland St.	66 52	
								95	A	Wright St.	50 73	129	A	Saint Francis (PA)	65 79	
								95	H	Wright St.	59 69	133	H	Bucknell	60 66	
												136	H	Kent St.	44 55	
												147	A	Pittsburgh	58 66	
												151	A	Robert Morris	52 84	
												203	A	Oakland	86 76	
												203	H	Oakland	48 58	
												222	A	Akron	58 75	
												240	H	Northern Ky.	54 51	
												297	A	Loyola Chicago	73 49	
												310	A	Detroit Mercy	72 52	
												310	H	Detroit Mercy	76 59	
												317	H	Ill.-Chicago	76 63	
												325	H	Northern Arizona	69 67	
<hr/>																
LAST 12 Division I GAMES:																
310	A	Detroit Mercy	72 52	114	A	Milwaukee	61 62									
203	A	Oakland	86 76	13	A	Green Bay	56 65									
95	H	Wright St.	59 69	64	H	IUPUI	43 65									
240	H	Northern Ky.	54 51	317	H	Ill.-Chicago	76 63									
127	A	Cleveland St.	66 52	203	H	Oakland	48 58									
95	A	Wright St.	50 73	310	H	Detroit Mercy	76 59									

Non-Div I Games: Ohio Valley 86 59 Penn St.-Beaver 97 40

Youngstown St.