

Average RPI Win:	298	WON-LOST	WINNING	LAST 10	STRENGTH OF	OPP. STRENGTH	TEAM	ADJ.	CONF.	ADJ CONF.
Average RPI Loss:	182	RECORD	PCT. RANK	GAMES	SCHEDULE	OF SCHEDULE	RPI	RPI	RPI	RPI
DIV. I ONLY	5- 14	293	4- 6	190	344	303	303	27	27	
DIV. I NON-CONF.	1- 7	313	0- 1	55	347	292	292	27	27	
TOTALS	RPI 1-25	RPI 26-50	W-L RECORDS	RPI 51-100	RPI 101-150	RPI 150+				
5- 14	0- 1	0- 0	OVERALL	0- 1	0- 4	5- 8				
4- 4	0- 0	0- 0	HOME	0- 1	0- 2	4- 1				
1- 9	0- 1	0- 0	AWAY	0- 0	0- 2	1- 6				
0- 1	0- 0	0- 0	NEUTRAL	0- 0	0- 0	0- 1				
1- 7	0- 1	0- 0	NON-CONFERENCE	0- 1	0- 0	1- 5				
1- 2	0- 0	0- 0	HOME	0- 1	0- 0	1- 1				
0- 4	0- 1	0- 0	AWAY	0- 0	0- 0	0- 3				
0- 1	0- 0	0- 0	NEUTRAL	0- 0	0- 0	0- 1				
4- 7	0- 0	0- 0	CONFERENCE	0- 0	0- 4	4- 3				
3- 2	0- 0	0- 0	HOME	0- 0	0- 2	3- 0				
1- 5	0- 0	0- 0	AWAY	0- 0	0- 2	1- 3				
0- 0	0- 0	0- 0	NEUTRAL	0- 0	0- 0	0- 0				

RPI 1-25				RPI 26-50				RPI 51-100				RPI 101+ Team's RPI: 303			
RPI	S	Opponent	Score	RPI	S	Opponent	Score	RPI	S	Opponent	Score	RPI	S	Opponent	Score
20	A	Texas A&M	55 84					87	H	Toledo	60 76	110	A	SFA	56 64
												113	H	Central Ark.	41 49
												130	A	Lamar University	49 65
												135	H	Abilene Christian	59 72
												176	A	Rice	36 70
												184	A	Texas St.	50 57
												195	A	New Orleans	54 75
												203	H	Texas Southern	64 61
												246	N	UC Santa Barbara	60 66
												254	A	UTRGV	46 55
												254	H	UTRGV	65 68
												301	H	Northwestern St.	60 51
												307	A	Nicholls St.	54 74
												307	H	Nicholls St.	65 60
												334	H	Southeastern La.	77 61
												337	A	Houston Baptist	51 56
												343	A	Sam Houston St.	63 37
LAST 12 Division I GAMES:															
337	A	Houston Baptist	51 56	334	H	Southeastern La.	77 61								
135	H	Abilene Christian	59 72	301	H	Northwestern St.	60 51								
307	H	Nicholls St.	65 60	110	A	SFA	56 64								
130	A	Lamar University	49 65	307	A	Nicholls St.	54 74								
343	A	Sam Houston St.	63 37	195	A	New Orleans	54 75								
113	H	Central Ark.	41 49	254	A	UTRGV	46 55								

Non-Div I Games: Schreiner 73 44 Okla. Panhandle 66 40 Montana Tech 83 50

A&M-Corpus Christi

Loss, Non-Conf, S Site, H Home A Away N Neutral

Average RPI Win:	249	WON-LOST	WINNING	LAST 10	STRENGTH OF	OPP. STRENGTH	TEAM	ADJ.	CONF.	ADJ CONF.
Average RPI Loss:	117	RECORD	PCT. RANK	GAMES	SCHEDULE	OF SCHEDULE	RPI	RPI	RPI	RPI
DIV. I ONLY	12- 7	109	9- 1	193	257	135	135	27	27	
DIV. I NON-CONF.	3- 6	230	1- 0	94	125	186	186	27	27	
TOTALS	RPI 1-25	RPI 26-50	W-L RECORDS	RPI 51-100	RPI 101-150	RPI 150+				
12- 7	0- 2	0- 1	OVERALL	0- 0	2- 2	10- 2				
7- 2	0- 0	0- 0	HOME	0- 0	2- 1	5- 1				
4- 5	0- 2	0- 1	AWAY	0- 0	0- 1	4- 1				
1- 0	0- 0	0- 0	NEUTRAL	0- 0	0- 0	1- 0				
3- 6	0- 2	0- 1	NON-CONFERENCE	0- 0	0- 1	3- 2				
2- 1	0- 0	0- 0	HOME	0- 0	0- 0	2- 1				
0- 5	0- 2	0- 1	AWAY	0- 0	0- 1	0- 1				
1- 0	0- 0	0- 0	NEUTRAL	0- 0	0- 0	1- 0				
9- 1	0- 0	0- 0	CONFERENCE	0- 0	2- 1	7- 0				
5- 1	0- 0	0- 0	HOME	0- 0	2- 1	3- 0				
4- 0	0- 0	0- 0	AWAY	0- 0	0- 0	4- 0				
0- 0	0- 0	0- 0	NEUTRAL	0- 0	0- 0	0- 0				

RPI 1-25				RPI 26-50				RPI 51-100				RPI 101+ Team's RPI: 135			
RPI	S	Opponent	Score	RPI	S	Opponent	Score	RPI	S	Opponent	Score	RPI	S	Opponent	Score
9	A	Baylor	34 79	30	A	Missouri	46 52					110	H	SFA	61 70
20	A	Texas A&M	45 71									113	H	Central Ark.	83 76
												130	H	Lamar University	77 59
												146	A	UTSA	68 71
												162	H	Omaha	73 66
												193	A	Wichita St.	62 81
												195	H	New Orleans	68 55
												247	N	Murray St.	81 57
												254	H	UTRGV	70 54
												265	H	McNeese	77 65
												303	A	A&M-Corpus Christi	72 59
												307	A	Nicholls St.	89 73
												309	H	UMKC	68 71
												334	A	Southeastern La.	82 57
												335	A	Incarnate Word	75 66
												343	H	Sam Houston St.	78 56
LAST 12 Division I GAMES:															
343	H	Sam Houston St.	78 56	110	H	SFA	61 70								
303	A	A&M-Corpus Christi	72 59	113	H	Central Ark.	83 76								
265	H	McNeese	77 65	195	H	New Orleans	68 55								
335	A	Incarnate Word	75 66	334	A	Southeastern La.	82 57								
307	A	Nicholls St.	89 73	247	N	Murray St.	81 57								
130	H	Lamar University	77 59	193	A	Wichita St.	62 81								

Non-Div I Games: Harding 74 62 Sul Ross St. 106 58 Howard Payne 87 52

Abilene Christian

Loss, Non-Conf, S Site, H Home A Away N Neutral

Average RPI Win:	304	WON-LOST	WINNING	LAST 10	STRENGTH OF	OPP. STRENGTH	TEAM	ADJ.	CONF.	ADJ CONF.
Average RPI Loss:	163	RECORD	PCT. RANK	GAMES	SCHEDULE	OF SCHEDULE	RPI	RPI	RPI	RPI
DIV. I ONLY	3- 17	327	1- 9	191	267	313	313	13	13	
DIV. I NON-CONF.	2- 8	288	0- 2	262	331	320	320	15	15	
TOTALS	RPI 1-25	RPI 26-50	W-L RECORDS	RPI 51-100	RPI 101-150	RPI 150+				
3- 17	0- 0	0- 0	OVERALL	0- 3	0- 5	3- 9				
1- 9	0- 0	0- 0	HOME	0- 2	0- 4	1- 3				
2- 8	0- 0	0- 0	AWAY	0- 1	0- 1	2- 6				
0- 0	0- 0	0- 0	NEUTRAL	0- 0	0- 0	0- 0				
2- 8	0- 0	0- 0	NON-CONFERENCE	0- 1	0- 3	2- 4				
1- 4	0- 0	0- 0	HOME	0- 0	0- 3	1- 1				
1- 4	0- 0	0- 0	AWAY	0- 1	0- 0	1- 3				
0- 0	0- 0	0- 0	NEUTRAL	0- 0	0- 0	0- 0				
1- 9	0- 0	0- 0	CONFERENCE	0- 2	0- 2	1- 5				
0- 5	0- 0	0- 0	HOME	0- 2	0- 1	0- 2				
1- 4	0- 0	0- 0	AWAY	0- 0	0- 1	1- 3				
0- 0	0- 0	0- 0	NEUTRAL	0- 0	0- 0	0- 0				

RPI	S	Opponent	Score	RPI	S	Opponent	Score	RPI	S	Opponent	Score	RPI	S	Opponent	Score	Team's RPI: 313
65	H	Colorado St.	35	72	103	A	Wyoming	41	73	103	H	Wyoming	54	66		
80	H	UNLV	56	60	108	H	Northern Colo.	44	71	109	H	Vanderbilt	49	75		
89	A	Colorado	68	95	122	H	Navy	46	64	167	A	Fresno St.	40	63		
					167	H	Fresno St.	56	72	170	A	Army West Point	47	75		
					201	A	Utah St.	62	65	207	A	San Jose St.	74	86		
					228	H	Weber St.	61	76	234	A	San Diego St.	62	59		
					266	A	Eastern Mich.	44	65	290	H	Nevada	51	56		
					302	A	Denver	52	65	331	H	Utah Valley	64	53		
					346	A	Fairleigh Dickinson	56	48							
LAST 12 Division I GAMES:																
103	A	Wyoming	41	73	167	A	Fresno St.	40	63							
167	H	Fresno St.	56	72	65	H	Colorado St.	35	72							
234	A	San Diego St.	62	59	201	A	Utah St.	62	65							
80	H	UNLV	56	60	103	H	Wyoming	54	66							
290	H	Nevada	51	56	266	A	Eastern Mich.	44	65							
207	A	San Jose St.	74	86	108	H	Northern Colo.	44	71							

Non-Div I Games:

Air Force

■ Loss,
 ■ Non-Conf, S Site,
 ■ Home
 ■ Away
 N Neutral

Average RPI Win: 260	WON-LOST	WINNING	LAST 10	STRENGTH OF	OPP. STRENGTH	TEAM	ADJ.	CONF.	ADJ CONF.
Average RPI Loss: 125	RECORD	PCT. RANK	GAMES	SCHEDULE	OF SCHEDULE	RPI	RPI	RPI	RPI
DIV. I ONLY	7- 12	241	2- 8	177	217	211	211	10	10
DIV. I NON-CONF.	5- 4	143	0- 1	267	208	172	172	11	11
TOTALS	RPI 1-25	RPI 26-50	W-L RECORDS	RPI 51-100	RPI 101-150	RPI 150+			
7- 12	0- 0	0- 2	OVERALL	1- 3	0- 3	6- 4			
1- 6	0- 0	0- 1	HOME	0- 1	0- 2	1- 2			
6- 5	0- 0	0- 0	AWAY	1- 2	0- 1	5- 2			
0- 1	0- 0	0- 1	NEUTRAL	0- 0	0- 0	0- 0			
5- 4	0- 0	0- 1	NON-CONFERENCE	0- 2	0- 1	5- 0			
0- 2	0- 0	0- 0	HOME	0- 1	0- 1	0- 0			
5- 1	0- 0	0- 0	AWAY	0- 1	0- 0	5- 0			
0- 1	0- 0	0- 1	NEUTRAL	0- 0	0- 0	0- 0			
2- 8	0- 0	0- 1	CONFERENCE	1- 1	0- 2	1- 4			
1- 4	0- 0	0- 1	HOME	0- 0	0- 1	1- 2			
1- 4	0- 0	0- 0	AWAY	1- 1	0- 1	0- 2			
0- 0	0- 0	0- 0	NEUTRAL	0- 0	0- 0	0- 0			

RPI S	Opponent	Score	RPI S	Opponent	Score	RPI S	Opponent	Score	RPI S	Opponent	Score	Team's RPI: 211
27	N Elon	62 65	44	H Ohio	69 85	58	H Bucknell	47 61	107	H Duquesne	57 67	
						77	A Northern Ill.	84 55	128	A Ball St.	70 80	
						83	A Central Mich.	62 89	128	H Ball St.	63 90	
						84	A Penn St.	71 84	162	A Western Mich.	60 73	
									162	H Western Mich.	57 73	
									245	A Canisius	73 64	
									261	A Bowling Green	50 86	
									261	H Bowling Green	58 62	
									266	H Eastern Mich.	80 62	
									280	A Georgia St.	78 66	
									314	A Youngstown St.	76 74	
									315	A Eastern Ky.	63 57	
									326	A Winthrop	80 59	
LAST 12 Division I GAMES:												
261	A Bowling Green	50 86	44	H Ohio	69 85							
128	H Ball St.	63 90	261	H Bowling Green	58 62							
266	H Eastern Mich.	80 62	83	A Central Mich.	62 89							
162	H Western Mich.	57 73	162	A Western Mich.	60 73							
77	A Northern Ill.	84 55	27	N Elon	62 65							
128	A Ball St.	70 80	280	A Georgia St.	78 66							

Non-Div I Games: Ohio Christian 69 52 Malone 63 52

Akron

■ Loss,
 ■ Non-Conf,
 ■ S Site,
 ■ H Home
 ■ A Away
 N Neutral

Alabama

Through Games Of Feb. 7, 2017

Average RPI Win:	219	WON-LOST	WINNING	LAST 10	STRENGTH OF	OPP. STRENGTH	TEAM	ADJ.	CONF.	ADJ CONF.
Average RPI Loss:	44	RECORD	PCT. RANK	GAMES	SCHEDULE	OF SCHEDULE	RPI	RPI	RPI	RPI
DIV. I ONLY	15- 8	88	3- 7	155	74	116	116	2	2	
DIV. I NON-CONF.	12- 1	7	2- 0	340	262	121	121	2	2	
TOTALS	RPI 1-25	RPI 26-50	W-L RECORDS	RPI 51-100	RPI 101-150	RPI 150+				
15- 8	0- 4	2- 2	OVERALL	2- 0	0- 2	11- 0				
11- 4	0- 3	1- 0	HOME	1- 0	0- 1	9- 0				
2- 4	0- 1	1- 2	AWAY	1- 0	0- 1	0- 0				
2- 0	0- 0	0- 0	NEUTRAL	0- 0	0- 0	2- 0				
12- 1	0- 0	1- 1	NON-CONFERENCE	0- 0	0- 0	11- 0				
10- 0	0- 0	1- 0	HOME	0- 0	0- 0	9- 0				
0- 1	0- 0	0- 1	AWAY	0- 0	0- 0	0- 0				
2- 0	0- 0	0- 0	NEUTRAL	0- 0	0- 0	2- 0				
3- 7	0- 4	1- 1	CONFERENCE	2- 0	0- 2	0- 0				
1- 4	0- 3	0- 0	HOME	1- 0	0- 1	0- 0				
2- 3	0- 1	1- 1	AWAY	1- 0	0- 1	0- 0				
0- 0	0- 0	0- 0	NEUTRAL	0- 0	0- 0	0- 0				

RPI 1-25				RPI 26-50				RPI 51-100				RPI 101+ Team's RPI: 116			
RPI	S	Opponent	Score	RPI	S	Opponent	Score	RPI	S	Opponent	Score	RPI	S	Opponent	Score
3	A	South Carolina	45 93	26	A	LSU	41 48	96	A	Ole Miss	65 57	109	A	Vanderbilt	80 87
4	H	Mississippi St.	54 67	30	A	Missouri	59 58	96	H	Ole Miss	90 80	120	H	Arkansas	50 68
18	H	Kentucky	54 71	42	H	Georgia Tech	67 65					154	H	Kansas	71 65
25	H	Auburn	55 66	47	A	Georgetown	59 70					195	H	New Orleans	78 57
												259	H	Ga. Southern	66 48
												265	N	McNeese	84 63
												280	H	Georgia St.	80 57
												283	H	Mississippi Val.	93 44
												287	N	UTEP	78 60
												294	H	Lipscomb	82 35
												310	H	Alcorn	93 43
												341	H	Florida A&M	81 46
												349	H	Alabama A&M	97 29
LAST 12 Division I GAMES:															
26	A	LSU	41 48	18	H	Kentucky	54 71								
25	H	Auburn	55 66	30	A	Missouri	59 58								
109	A	Vanderbilt	80 87	96	H	Ole Miss	90 80								
96	A	Ole Miss	65 57	3	A	South Carolina	45 93								
4	H	Mississippi St.	54 67	341	H	Florida A&M	81 46								
120	H	Arkansas	50 68	287	N	UTEP	78 60								

Non-Div I Games:

Alabama

■ Loss,
 ■ Non-Conf,
 ■ S Site,
 ■ H Home
 ■ A Away
 N Neutral

Average RPI Win:	0	WON-LOST	WINNING	LAST 10	STRENGTH OF	OPP. STRENGTH	TEAM	ADJ.	CONF.	ADJ CONF.
Average RPI Loss:	238	RECORD	PCT. RANK	GAMES	SCHEDULE	OF SCHEDULE	RPI	RPI	RPI	RPI
DIV. I ONLY	0- 18	348	0- 10	332	331	349	349	30	30	
DIV. I NON-CONF.	0- 7	335	0- 1	212	233	342	342	30	30	
TOTALS	RPI 1-25	RPI 26-50	W-L RECORDS	RPI 51-100	RPI 101-150	RPI 150+				
0- 18	0- 0	0- 0	OVERALL	0- 2	0- 1	0- 15				
0- 7	0- 0	0- 0	HOME	0- 0	0- 0	0- 7				
0- 11	0- 0	0- 0	AWAY	0- 0	0- 0	0- 3				
0- 0	0- 0	0- 0	NEUTRAL	0- 0	0- 0	0- 0				
0- 7	0- 0	0- 0	NON-CONFERENCE	0- 2	0- 1	0- 4				
0- 0	0- 0	0- 0	HOME	0- 0	0- 0	0- 0				
0- 7	0- 0	0- 0	AWAY	0- 2	0- 1	0- 4				
0- 0	0- 0	0- 0	NEUTRAL	0- 0	0- 0	0- 0				
0- 11	0- 0	0- 0	CONFERENCE	0- 0	0- 0	0- 11				
0- 7	0- 0	0- 0	HOME	0- 0	0- 0	0- 7				
0- 4	0- 0	0- 0	AWAY	0- 0	0- 0	0- 4				
0- 0	0- 0	0- 0	NEUTRAL	0- 0	0- 0	0- 0				

RPI 1-25				RPI 26-50				RPI 51-100				RPI 101+				Team's RPI:	349
RPI	S	Opponent	Score	RPI	S	Opponent	Score	RPI	S	Opponent	Score	RPI	S	Opponent	Score		
								81	A	Western Ky.	32	96	116	A	Alabama	29	97
								85	A	North Carolina	35	80	203	A	Texas Southern	51	60
												212	H	Alabama St.	37	52	
												226	A	Samford	37	61	
												230	H	Grambling	53	68	
												233	H	Southern U.	54	66	
												247	A	Murray St.	49	81	
												270	A	Evansville	54	63	
												283	A	Mississippi Val.	58	60	
												283	H	Mississippi Val.	52	58	
												284	A	Prairie View	47	71	
												285	A	Southeast Mo. St.	47	75	
												291	A	Ark.-Pine Bluff	57	61	
												291	H	Ark.-Pine Bluff	55	65	
												310	H	Alcorn	57	73	
												348	H	Jackson St.	54	64	
LAST 12 Division I GAMES:																	
291	H	Ark.-Pine Bluff	55	65	212	H	Alabama St.	37	52								
283	H	Mississippi Val.	52	58	291	A	Ark.-Pine Bluff	57	61								
203	A	Texas Southern	51	60	283	A	Mississippi Val.	58	60								
284	A	Prairie View	47	71	230	H	Grambling	53	68								
310	H	Alcorn	57	73	348	H	Jackson St.	54	64								
233	H	Southern U.	54	66	270	A	Evansville	54	63								

Non-Div I Games: Oakwood 68 65 Concordia (AL) 61 58

Alabama A&M

Loss, Non-Conf, S Site, H Home A Away N Neutral

Average RPI Win:	298	WON-LOST	WINNING	LAST 10	STRENGTH OF	OPP. STRENGTH	TEAM	ADJ.	CONF.	ADJ CONF.
Average RPI Loss:	135	RECORD	PCT. RANK	GAMES	SCHEDULE	OF SCHEDULE	RPI	RPI	RPI	RPI
DIV. I ONLY	8- 12	230	8- 2	221	254	212	212	30	30	
DIV. I NON-CONF.	0- 9	335	0- 1	28	10	255	255	30	30	
TOTALS	RPI 1-25	RPI 26-50	W-L RECORDS	RPI 51-100	RPI 101-150	RPI 150+				
8- 12	0- 1	0- 3	OVERALL	0- 1	0- 2	8- 5				
4- 2	0- 0	0- 0	HOME	0- 0	0- 0	4- 2				
4- 10	0- 0	0- 0	AWAY	0- 0	0- 2	4- 1				
0- 0	0- 0	0- 0	NEUTRAL	0- 0	0- 0	0- 0				
0- 9	0- 1	0- 3	NON-CONFERENCE	0- 1	0- 2	0- 2				
0- 0	0- 0	0- 0	HOME	0- 0	0- 0	0- 0				
0- 9	0- 1	0- 3	AWAY	0- 1	0- 2	0- 2				
0- 0	0- 0	0- 0	NEUTRAL	0- 0	0- 0	0- 0				
8- 3	0- 0	0- 0	CONFERENCE	0- 0	0- 0	8- 3				
4- 2	0- 0	0- 0	HOME	0- 0	0- 0	4- 2				
4- 1	0- 0	0- 0	AWAY	0- 0	0- 0	4- 1				
0- 0	0- 0	0- 0	NEUTRAL	0- 0	0- 0	0- 0				

RPI 1-25				RPI 26-50				RPI 51-100				RPI 101+ Team's RPI: 212			
RPI	S	Opponent	Score	RPI	S	Opponent	Score	RPI	S	Opponent	Score	RPI	S	Opponent	Score
4	A	Mississippi St.	47 90	26	A	LSU	40 93	85	A	North Carolina	54 84	105	A	Troy	66 95
				31	A	Ohio St.	61 118					117	A	Southern Miss.	43 70
				42	A	Georgia Tech	48 70					203	A	Texas Southern	48 52
												226	A	Samford	49 63
												230	H	Grambling	45 60
												233	H	Southern U.	75 70
												260	A	Savannah St.	39 54
												283	A	Mississippi Val.	79 73
												283	H	Mississippi Val.	71 57
												284	A	Prairie View	75 61
												291	A	Ark.-Pine Bluff	74 62
												291	H	Ark.-Pine Bluff	51 52
												310	H	Alcorn	72 54
												348	H	Jackson St.	73 64
												349	A	Alabama A&M	52 37
LAST 12 Division I GAMES:															
				283	H	Mississippi Val.	71 57					349	A	Alabama A&M	52 37
				291	H	Ark.-Pine Bluff	51 52					283	A	Mississippi Val.	79 73
				284	A	Prairie View	75 61					291	A	Ark.-Pine Bluff	74 62
				203	A	Texas Southern	48 52					348	H	Jackson St.	73 64
				233	H	Southern U.	75 70					230	H	Grambling	45 60
				310	H	Alcorn	72 54					26	A	LSU	40 93

Non-Div I Games: Mobile 84 45

Alabama St.

■ Loss,
 ■ Non-Conf,
 ■ S Site,
 ■ Home
 ■ A Away
 N Neutral

Average RPI Win:	238	WON-LOST	WINNING	LAST 10	STRENGTH OF	OPP. STRENGTH	TEAM	ADJ.	CONF.	ADJ CONF.
Average RPI Loss:	126	RECORD	PCT. RANK	GAMES	SCHEDULE	OF SCHEDULE	RPI	RPI	RPI	RPI
DIV. I ONLY	13- 10	135	7- 3	199	205	150	150	22	22	
DIV. I NON-CONF.	5- 7	205	0- 1	177	139	183	183	22	22	
TOTALS	RPI 1-25	RPI 26-50	W-L RECORDS	RPI 51-100	RPI 101-150	RPI 150+				
13- 10	0- 2	0- 0	OVERALL	1- 2	0- 2	12- 4				
9- 1	0- 0	0- 0	HOME	1- 0	0- 0	8- 1				
4- 8	0- 1	0- 0	AWAY	0- 2	0- 2	4- 3				
0- 1	0- 1	0- 0	NEUTRAL	0- 0	0- 0	0- 0				
5- 7	0- 2	0- 0	NON-CONFERENCE	0- 1	0- 1	5- 3				
4- 0	0- 0	0- 0	HOME	0- 0	0- 0	4- 0				
1- 6	0- 1	0- 0	AWAY	0- 1	0- 1	1- 3				
0- 1	0- 1	0- 0	NEUTRAL	0- 0	0- 0	0- 0				
8- 3	0- 0	0- 0	CONFERENCE	1- 1	0- 1	7- 1				
5- 1	0- 0	0- 0	HOME	1- 0	0- 0	4- 1				
3- 2	0- 0	0- 0	AWAY	0- 1	0- 1	3- 0				
0- 0	0- 0	0- 0	NEUTRAL	0- 0	0- 0	0- 0				

RPI 1-25				RPI 26-50				RPI 51-100				RPI 101+ Team's RPI: 150			
RPI	S	Opponent	Score	RPI	S	Opponent	Score	RPI	S	Opponent	Score	RPI	S	Opponent	Score
18	A	Kentucky	46 70					66	A	St. John's (NY)	36 54	115	A	Fordham	82 89
19	N	Miami (FL)	53 77					100	A	New Hampshire	58 71	119	A	Maine	71 84
								100	H	New Hampshire	64 55	151	A	Yale	53 64
												168	H	Hartford	82 71
												170	H	Army West Point	65 59
												180	H	Fairfield	59 45
												198	H	Siena	88 86
												205	A	Binghamton	67 61
												214	A	Dartmouth	61 69
												224	A	St. Bonaventure	59 67
												229	H	UMBC	56 64
												252	A	Stony Brook	75 57
												252	H	Stony Brook	64 54
												272	H	Vermont	64 53
												275	H	Boston U.	69 54
												339	A	UMass Lowell	79 60
												339	H	UMass Lowell	93 69
												342	A	Wagner	75 50
LAST 12 Division I GAMES:															
100	H	New Hampshire	64 55	205	A	Binghamton	67 61								
252	A	Stony Brook	75 57	229	H	UMBC	56 64								
339	A	UMass Lowell	79 60	100	A	New Hampshire	58 71								
168	H	Hartford	82 71	252	H	Stony Brook	64 54								
272	H	Vermont	64 53	339	H	UMass Lowell	93 69								
119	A	Maine	71 84	214	A	Dartmouth	61 69								

Non-Div I Games: Post 85 61

Albany (NY)

■ Loss,
 ■ Non-Conf,
 ■ S Site,
 ■ H Home
 ■ A Away
 N Neutral

Average RPI Win: 305	WON-LOST	WINNING	LAST 10	STRENGTH OF	OPP. STRENGTH	TEAM	ADJ.	CONF.	ADJ CONF.
Average RPI Loss: 172	RECORD	PCT. RANK	GAMES	SCHEDULE	OF SCHEDULE	RPI	RPI	RPI	RPI
DIV. I ONLY	7- 15	273	1- 2	286	324	310	310	30	30
DIV. I NON-CONF.	0- 11	335	0- 1	138	204	325	325	30	30
TOTALS	RPI 1-25	RPI 26-50	W-L RECORDS	RPI 51-100	RPI 101-150	RPI 150+			
7- 15	0- 0	0- 0	OVERALL	0- 1	0- 6	7- 8			
5- 4	0- 0	0- 0	HOME	0- 0	0- 1	5- 3			
2- 10	0- 0	0- 0	AWAY	0- 0	0- 2	2- 2			
0- 1	0- 0	0- 0	NEUTRAL	0- 0	0- 0	0- 1			
0- 11	0- 0	0- 0	NON-CONFERENCE	0- 1	0- 6	0- 4			
0- 2	0- 0	0- 0	HOME	0- 0	0- 1	0- 1			
0- 8	0- 0	0- 0	AWAY	0- 1	0- 5	0- 2			
0- 1	0- 0	0- 0	NEUTRAL	0- 0	0- 0	0- 1			
7- 4	0- 0	0- 0	CONFERENCE	0- 0	0- 0	7- 4			
5- 2	0- 0	0- 0	HOME	0- 0	0- 0	5- 2			
2- 2	0- 0	0- 0	AWAY	0- 0	0- 0	2- 2			
0- 0	0- 0	0- 0	NEUTRAL	0- 0	0- 0	0- 0			

RPI 1-25			RPI 26-50			RPI 51-100			RPI 101+			Team's RPI: 310
RPI	S	Opponent	Score	RPI	S	Opponent	Score	RPI	S	Opponent	Score	
						64 A Texas Tech	37 90	113 A Central Ark.		45 59		
								113 H Central Ark.		57 71		
								116 A Alabama		43 93		
								117 A Southern Miss.		56 99		
								124 A TCU		39 95		
								125 A Arizona		59 74		
								164 A Houston		70 85		
								203 H Texas Southern		53 57		
								212 A Alabama St.		54 72		
								222 A Grand Canyon		44 77		
								230 A Grambling		63 86		
								230 H Grambling		63 67		
								233 H Southern U.		69 63		
								262 H Jacksonville St.		66 70		
								283 H Mississippi Val.		69 49		
								284 H Prairie View		62 55		
								285 N Southeast Mo. St.		50 68		
								291 H Ark.-Pine Bluff		70 48		
								348 A Jackson St.		70 53		
								348 H Jackson St.		74 51		
								349 A Alabama A&M		73 57		
LAST 12 Division I GAMES:												
285 N		Southeast Mo. St.	50 68	291 H		Ark.-Pine Bluff	70 48					
230 H		Grambling	63 67	283 H		Mississippi Val.	69 49					
348 H		Jackson St.	74 51	230 A		Grambling	63 86					
233 H		Southern U.	69 63	348 A		Jackson St.	70 53					
349 A		Alabama A&M	73 57	284 H		Prairie View	62 55					
212 A		Alabama St.	54 72	203 H		Texas Southern	53 57					

Non-Div I Games:

Alcorn

■ Loss,
■ Non-Conf,
■ S Site,
■ H Home
■ A Away
N Neutral

Average RPI Win:	235	WON-LOST	WINNING	LAST 10	STRENGTH OF	OPP. STRENGTH	TEAM	ADJ.	CONF.	ADJ CONF.
Average RPI Loss:	149	RECORD	PCT. RANK	GAMES	SCHEDULE	OF SCHEDULE	RPI	RPI	RPI	RPI
DIV. I ONLY	11- 11	169	7- 3	185	230	175	175	23	23	
DIV. I NON-CONF.	3- 8	262	0- 1	112	195	224	224	25	25	
TOTALS	RPI 1-25	RPI 26-50	W-L RECORDS	RPI 51-100	RPI 101-150	RPI 150+				
11- 11	0- 0	0- 1	OVERALL	2- 2	0- 3	9- 5				
6- 3	0- 0	0- 0	HOME	2- 0	0- 2	4- 1				
5- 6	0- 0	0- 1	AWAY	0- 2	0- 0	5- 3				
0- 2	0- 0	0- 0	NEUTRAL	0- 0	0- 1	0- 1				
3- 8	0- 0	0- 1	NON-CONFERENCE	1- 1	0- 3	2- 3				
2- 2	0- 0	0- 0	HOME	1- 0	0- 2	1- 0				
1- 4	0- 0	0- 1	AWAY	0- 1	0- 0	1- 2				
0- 2	0- 0	0- 0	NEUTRAL	0- 0	0- 1	0- 1				
8- 3	0- 0	0- 0	CONFERENCE	1- 1	0- 0	7- 2				
4- 1	0- 0	0- 0	HOME	1- 0	0- 0	3- 1				
4- 2	0- 0	0- 0	AWAY	0- 1	0- 0	4- 1				
0- 0	0- 0	0- 0	NEUTRAL	0- 0	0- 0	0- 0				

RPI	S	Opponent	Score	RPI	S	Opponent	Score	RPI	S	Opponent	Score	RPI	S	Opponent	Score	Team's RPI: 175
28	A	Michigan	33	82	54	H	George Washington	66	61	114	H	Delaware	55	56		
					58	A	Bucknell	67	73	123	N	VCU	62	68		
					58	H	Bucknell	59	47	131	H	William & Mary	34	48		
					84	A	Penn St.	65	70	161	A	La Salle	59	63		
										170	A	Army West Point	51	53		
										182	A	Hofstra	67	72		
										229	H	UMBC	70	53		
										231	A	Colgate	73	62		
										231	H	Colgate	68	57		
										242	A	Loyola Maryland	60	45		
										275	H	Boston U.	73	62		
										280	N	Georgia St.	58	59		
										304	H	Holy Cross	60	61		
										312	A	Lehigh	70	58		
										312	H	Lehigh	68	51		
										314	A	Youngstown St.	77	64		
										322	A	Lafayette	76	52		
LAST 12 Division I GAMES:																
312	A	Lehigh	70	58	275	H	Boston U.	73	62							
58	H	Bucknell	59	47	312	H	Lehigh	68	51							
231	A	Colgate	73	62	58	A	Bucknell	67	73							
304	H	Holy Cross	60	61	231	H	Colgate	68	57							
322	A	Lafayette	76	52	242	A	Loyola Maryland	60	45							
170	A	Army West Point	51	53	28	A	Michigan	33	82							

Non-Div I Games:

American

■ Loss,
 ■ Non-Conf,
 ■ S Site,
 ■ H Home
 ■ A Away
 N Neutral

Average RPI Win:	262	WON-LOST	WINNING	LAST 10	STRENGTH OF	OPP. STRENGTH	TEAM	ADJ.	CONF.	ADJ CONF.
Average RPI Loss:	119	RECORD	PCT. RANK	GAMES	SCHEDULE	OF SCHEDULE	RPI	RPI	RPI	RPI
DIV. I ONLY	9- 13	221	4- 6	139	218	186	186	21	21	
DIV. I NON-CONF.	5- 6	186	1- 0	137	197	159	159	18	18	
TOTALS	RPI 1-25	RPI 26-50	W-L RECORDS	RPI 51-100	RPI 101-150	RPI 150+				
9- 13	0- 2	0- 3	OVERALL	0- 2	0- 1	9- 5				
3- 5	0- 0	0- 1	HOME	0- 1	0- 1	3- 2				
5- 8	0- 2	0- 2	AWAY	0- 1	0- 0	5- 3				
1- 0	0- 0	0- 0	NEUTRAL	0- 0	0- 0	1- 0				
5- 6	0- 2	0- 1	NON-CONFERENCE	0- 0	0- 1	5- 2				
2- 2	0- 0	0- 0	HOME	0- 0	0- 1	2- 1				
2- 4	0- 2	0- 1	AWAY	0- 0	0- 0	2- 1				
1- 0	0- 0	0- 0	NEUTRAL	0- 0	0- 0	1- 0				
4- 7	0- 0	0- 2	CONFERENCE	0- 2	0- 0	4- 3				
1- 3	0- 0	0- 1	HOME	0- 1	0- 0	1- 1				
3- 4	0- 0	0- 1	AWAY	0- 1	0- 0	3- 2				
0- 0	0- 0	0- 0	NEUTRAL	0- 0	0- 0	0- 0				

RPI 1-25				RPI 26-50				RPI 51-100				RPI 101+ Team's RPI: 186			
RPI	S	Opponent	Score	RPI	S	Opponent	Score	RPI	S	Opponent	Score	RPI	S	Opponent	Score
14	A	Tennessee	66 92	42	A	Georgia Tech	52 81	73	A	UT Arlington	63 74	139	H	Radford	54 57
16	A	DePaul	58 99	48	A	Little Rock	55 67	73	H	UT Arlington	62 73	178	H	Col. of Charleston	62 65
				48	H	Little Rock	69 77					184	A	Texas St.	66 64
												184	H	Texas St.	37 53
												187	A	ETSU	71 68
												239	A	Richmond	46 55
												240	A	Coastal Caro.	55 60
												243	A	Liberty	66 57
												244	H	UNC Asheville	81 51
												259	A	Ga. Southern	50 53
												277	H	N.C. A&T	71 58
												280	A	Georgia St.	67 63
												292	N	Gardner-Webb	72 67
												324	A	Arkansas St.	81 72
												324	H	Arkansas St.	76 50
LAST 12 Division I GAMES:															
324	A	Arkansas St.	81 72	240	A	Coastal Caro.	55 60								
48	A	Little Rock	55 67	48	H	Little Rock	69 77								
73	H	UT Arlington	62 73	324	H	Arkansas St.	76 50								
184	H	Texas St.	37 53	184	A	Texas St.	66 64								
259	A	Ga. Southern	50 53	73	A	UT Arlington	63 74								
280	A	Georgia St.	67 63	244	H	UNC Asheville	81 51								

Non-Div I Games:

Appalachian St.

■ Loss,
 ■ Non-Conf, S Site,
 ■ Home
 ■ Away
 N Neutral

Average RPI Win:	209	WON-LOST	WINNING	LAST 10	STRENGTH OF	OPP. STRENGTH	TEAM	ADJ.	CONF.	ADJ CONF.
Average RPI Loss:	57	RECORD	PCT. RANK	GAMES	SCHEDULE	OF SCHEDULE	RPI	RPI	RPI	RPI
DIV. I ONLY	11- 12	185	2- 8	73	60	125	125	1	1	
DIV. I NON-CONF.	9- 2	37	0- 0	320	289	143	143	1	1	
TOTALS	RPI 1-25	RPI 26-50	W-L RECORDS	RPI 51-100	RPI 101-150	RPI 150+				
11- 12	0- 5	0- 3	OVERALL	2- 2	0- 0	9- 2				
7- 6	0- 3	0- 2	HOME	1- 0	0- 0	6- 1				
4- 6	0- 2	0- 1	AWAY	1- 2	0- 0	3- 1				
0- 0	0- 0	0- 0	NEUTRAL	0- 0	0- 0	0- 0				
9- 2	0- 0	0- 0	NON-CONFERENCE	0- 0	0- 0	9- 2				
6- 1	0- 0	0- 0	HOME	0- 0	0- 0	6- 1				
3- 1	0- 0	0- 0	AWAY	0- 0	0- 0	3- 1				
0- 0	0- 0	0- 0	NEUTRAL	0- 0	0- 0	0- 0				
2- 10	0- 5	0- 3	CONFERENCE	2- 2	0- 0	0- 0				
1- 5	0- 3	0- 2	HOME	1- 0	0- 0	0- 0				
1- 5	0- 2	0- 1	AWAY	1- 2	0- 0	0- 0				
0- 0	0- 0	0- 0	NEUTRAL	0- 0	0- 0	0- 0				

RPI S	Opponent	Score	RPI S	Opponent	Score	RPI S	Opponent	Score	RPI S	Opponent	Score	Team's RPI: 125
6	H Oregon St.	57 65	37	H Oregon	65 79	56	H Washington St.	56 55	154	A Kansas	51 75	
8	H Washington	73 90	40	A California	60 71	70	A Utah	81 70	157	A George Mason	81 70	
11	A UCLA	49 69	40	H California	64 74	75	A Southern California	54 58	196	A New Mexico St.	74 63	
12	A Stanford	46 73				89	A Colorado	56 65	199	H North Texas	58 62	
12	H Stanford	55 77							201	H Utah St.	61 57	
									217	H San Diego	76 59	
									230	H Grambling	73 46	
									258	H Portland St.	75 52	
									273	A Southern Utah	77 65	
									310	H Alcorn	74 59	
									330	H Fla. Atlantic	77 67	
LAST 12 Division I GAMES:												
6	H Oregon St.	57 65	56	H Washington St.	56 55							
37	H Oregon	65 79	8	H Washington	73 90							
11	A UCLA	49 69	70	A Utah	81 70							
75	A Southern California	54 58	89	A Colorado	56 65							
40	A California	60 71	12	H Stanford	55 77							
12	A Stanford	46 73	40	H California	64 74							

Non-Div I Games:

Arizona

Loss, Non-Conf, S Site, H Home A Away N Neutral

Average RPI Win:	122	WON-LOST	WINNING	LAST 10	STRENGTH OF	OPP. STRENGTH	TEAM	ADJ.	CONF.	ADJ CONF.
Average RPI Loss:	23	RECORD	PCT. RANK	GAMES	SCHEDULE	OF SCHEDULE	RPI	RPI	RPI	RPI
DIV. I ONLY	15- 8	88	5- 5	13	10	24	24	1	1	
DIV. I NON-CONF.	9- 2	37	0- 0	103	56	37	37	1	1	
TOTALS	RPI 1-25	RPI 26-50	W-L RECORDS	RPI 51-100	RPI 101-150	RPI 150+				
15- 8	1- 6	3- 1	OVERALL	6- 1	1- 0	4- 0				
9- 3	0- 3	2- 0	HOME	2- 0	1- 0	4- 0				
5- 4	1- 2	1- 1	AWAY	3- 1	0- 0	0- 0				
1- 1	0- 1	0- 0	NEUTRAL	1- 0	0- 0	0- 0				
9- 2	1- 1	0- 1	NON-CONFERENCE	3- 0	1- 0	4- 0				
6- 0	0- 0	0- 0	HOME	1- 0	1- 0	4- 0				
2- 1	1- 0	0- 1	AWAY	1- 0	0- 0	0- 0				
1- 1	0- 1	0- 0	NEUTRAL	1- 0	0- 0	0- 0				
6- 6	0- 5	3- 0	CONFERENCE	3- 1	0- 0	0- 0				
3- 3	0- 3	2- 0	HOME	1- 0	0- 0	0- 0				
3- 3	0- 2	1- 0	AWAY	2- 1	0- 0	0- 0				
0- 0	0- 0	0- 0	NEUTRAL	0- 0	0- 0	0- 0				

RPI S	Opponent	Score	RPI S	Opponent	Score	RPI S	Opponent	Score	RPI S	Opponent	Score
6	H Oregon St.	45 54	37	H Oregon	68 63	56	H Washington St.	68 49	136	H Oral Roberts	79 52
8	H Washington	54 65	40	A California	54 45	66	N St. John's (NY)	54 41	207	H San Jose St.	82 37
11	A UCLA	60 69	40	H California	72 62	70	A Utah	66 44	275	H Boston U.	71 42
12	A Stanford	56 66	43	A Marquette	63 75	74	H Florida	69 63	304	H Holy Cross	63 33
12	H Stanford	57 64				75	A Southern California	50 65	319	H Illinois St.	76 40
17	N Maryland	42 83				89	A Colorado	71 52			
18	A Kentucky	73 71				93	A Middle Tenn.	69 48			
LAST 12 Division I GAMES:											
37	H Oregon	68 63	8	H Washington	54 65						
6	H Oregon St.	45 54	56	H Washington St.	68 49						
75	A Southern California	50 65	89	A Colorado	71 52						
11	A UCLA	60 69	70	A Utah	66 44						
12	A Stanford	56 66	40	H California	72 62						
40	A California	54 45	12	H Stanford	57 64						

Non-Div I Games:

Arizona St.

Average RPI Win:	299	WON-LOST	WINNING	LAST 10	STRENGTH OF	OPP. STRENGTH	TEAM	ADJ.	CONF.	ADJ CONF.
Average RPI Loss:	187	RECORD	PCT. RANK	GAMES	SCHEDULE	OF SCHEDULE	RPI	RPI	RPI	RPI
DIV. I ONLY	7- 13	252	6- 4	308	325	291	291	30	30	
DIV. I NON-CONF.	1- 8	314	0- 1	108	231	280	280	30	30	
TOTALS	RPI 1-25	RPI 26-50	W-L RECORDS	RPI 51-100	RPI 101-150	RPI 150+				
7- 13	0- 1	0- 1	OVERALL	0- 0	0- 1	7- 10				
3- 3	0- 0	0- 0	HOME	0- 0	0- 0	3- 3				
3- 9	0- 1	0- 1	AWAY	0- 0	0- 1	3- 6				
1- 1	0- 0	0- 0	NEUTRAL	0- 0	0- 0	1- 1				
1- 8	0- 1	0- 1	NON-CONFERENCE	0- 0	0- 1	1- 5				
0- 1	0- 0	0- 0	HOME	0- 0	0- 0	0- 1				
0- 6	0- 1	0- 1	AWAY	0- 0	0- 1	0- 3				
1- 1	0- 0	0- 0	NEUTRAL	0- 0	0- 0	1- 1				
6- 5	0- 0	0- 0	CONFERENCE	0- 0	0- 0	6- 5				
3- 2	0- 0	0- 0	HOME	0- 0	0- 0	3- 2				
3- 3	0- 0	0- 0	AWAY	0- 0	0- 0	3- 3				
0- 0	0- 0	0- 0	NEUTRAL	0- 0	0- 0	3- 0				

RPI 1-25				RPI 26-50				RPI 51-100				RPI 101+ Team's RPI: 291			
RPI	S	Opponent	Score	RPI	S	Opponent	Score	RPI	S	Opponent	Score	RPI	S	Opponent	Score
6	A	Oregon St.	40 73	38	A	South Dakota St.	45 103					128	A	Ball St.	60 88
												153	A	Cincinnati	42 72
												173	A	Xavier	41 62
												192	A	Illinois	58 70
												203	H	Texas Southern	49 45
												212	A	Alabama St.	52 51
												212	H	Alabama St.	62 74
												221	N	Campbell	31 51
												230	A	Grambling	54 56
												233	A	Southern U.	50 67
												250	H	Austin Peay	55 69
												283	H	Mississippi Val.	63 73
												284	H	Prairie View	64 47
												310	A	Alcorn	48 70
												347	N	Morgan St.	53 44
												348	A	Jackson St.	78 71
												349	A	Alabama A&M	65 55
												349	H	Alabama A&M	61 57
LAST 12 Division I GAMES:															
349	A	Alabama A&M	65 55	310	A	Alcorn	48 70								
212	A	Alabama St.	52 51	233	A	Southern U.	50 67								
348	A	Jackson St.	78 71	349	H	Alabama A&M	61 57								
230	A	Grambling	54 56	212	H	Alabama St.	62 74								
284	H	Prairie View	64 47	283	H	Mississippi Val.	63 73								
203	H	Texas Southern	49 45	6	A	Oregon St.	40 73								

Non-Div I Games: Philander Smith 88 65 Tougaloo 71 60

Ark.-Pine Bluff

■ Loss,
 ■ Non-Conf, S Site,
 ■ Home
 ■ Away
 N Neutral

Arkansas

Through Games Of Feb. 7, 2017

Average RPI Win:	189	WON-LOST	WINNING	LAST 10	STRENGTH OF	OPP. STRENGTH	TEAM	ADJ.	CONF.	ADJ CONF.
Average RPI Loss:	59	RECORD	PCT. RANK	GAMES	SCHEDULE	OF SCHEDULE	RPI	RPI	RPI	RPI
DIV. I ONLY	13- 10	135	2- 8	83	70	120	120	2	2	
DIV. I NON-CONF.	11- 2	24	1- 1	280	215	103	103	2	2	
TOTALS	RPI 1-25	RPI 26-50	W-L RECORDS	RPI 51-100	RPI 101-150	RPI 150+				
13- 10	0- 3	0- 3	OVERALL	2- 2	5- 1	6- 1				
9- 6	0- 2	0- 2	HOME	2- 1	2- 1	5- 0				
2- 4	0- 1	0- 1	AWAY	0- 1	2- 0	0- 1				
2- 0	0- 0	0- 0	NEUTRAL	0- 0	1- 0	1- 0				
11- 2	0- 0	0- 0	NON-CONFERENCE	2- 0	3- 1	6- 1				
8- 1	0- 0	0- 0	HOME	2- 0	1- 1	5- 0				
1- 1	0- 0	0- 0	AWAY	0- 0	1- 0	0- 1				
2- 0	0- 0	0- 0	NEUTRAL	0- 0	1- 0	1- 0				
2- 8	0- 3	0- 3	CONFERENCE	0- 2	2- 0	0- 0				
1- 5	0- 2	0- 2	HOME	0- 1	1- 0	0- 0				
1- 3	0- 1	0- 1	AWAY	0- 1	1- 0	0- 0				
0- 0	0- 0	0- 0	NEUTRAL	0- 0	0- 0	0- 0				

RPI 1-25				RPI 26-50				RPI 51-100				RPI 101+ Team's RPI: 120			
RPI	S	Opponent	Score	RPI	S	Opponent	Score	RPI	S	Opponent	Score	RPI	S	Opponent	Score
3	H	South Carolina	49 79	26	A	LSU	46 53	59	H	South Dakota	70 67	109	H	Vanderbilt	59 56
4	H	Mississippi St.	51 59	26	H	LSU	52 53	64	H	Texas Tech	66 60	116	A	Alabama	68 50
20	A	Texas A&M	65 90	30	H	Missouri	46 60	96	A	Ole Miss	64 73	122	N	Navy	70 67
								97	H	Georgia	66 69	129	A	Tulsa	57 50
												132	H	Stetson	79 62
												136	H	Oral Roberts	60 70
												152	A	Missouri St.	62 64
												169	N	Memphis	91 61
												238	H	Butler	68 50
												301	H	Northwestern St.	65 36
												332	H	La.-Monroe	92 46
												337	H	Houston Baptist	101 40
												343	H	Sam Houston St.	71 39
LAST 12 Division I GAMES:															
3	H	South Carolina	49 79	20	A	Texas A&M	65 90								
97	H	Georgia	66 69	26	H	LSU	52 53								
26	A	LSU	46 53	4	H	Mississippi St.	51 59								
30	H	Missouri	46 60	96	A	Ole Miss	64 73								
109	H	Vanderbilt	59 56	337	H	Houston Baptist	101 40								
116	A	Alabama	68 50	136	H	Oral Roberts	60 70								

Non-Div I Games:

Arkansas

■ Loss,
 ■ Non-Conf, S Site,
 ■ Home
 ■ Away
 N Neutral

Average RPI Win:	249	WON-LOST	WINNING	LAST 10	STRENGTH OF	OPP. STRENGTH	TEAM	ADJ.	CONF.	ADJ CONF.
Average RPI Loss:	164	RECORD	PCT. RANK	GAMES	SCHEDULE	OF SCHEDULE	RPI	RPI	RPI	RPI
DIV. I ONLY	5- 18	309	2- 8	288	139	324	324	21	21	
DIV. I NON-CONF.	2- 10	305	0- 1	255	50	308	308	18	18	
TOTALS	RPI 1-25	RPI 26-50	W-L RECORDS	RPI 51-100	RPI 101-150	RPI 150+				
5- 18	0- 0	0- 3	OVERALL	0- 3	1- 1	4- 11				
4- 5	0- 0	0- 1	HOME	0- 1	1- 1	3- 2				
0- 11	0- 0	0- 1	AWAY	0- 2	0- 0	0- 8				
1- 2	0- 0	0- 1	NEUTRAL	0- 0	0- 0	1- 1				
2- 10	0- 0	0- 2	NON-CONFERENCE	0- 3	1- 0	1- 5				
1- 2	0- 0	0- 1	HOME	0- 1	1- 0	0- 0				
0- 6	0- 0	0- 0	AWAY	0- 2	0- 0	0- 4				
1- 2	0- 0	0- 1	NEUTRAL	0- 0	0- 0	1- 1				
3- 8	0- 0	0- 1	CONFERENCE	0- 0	0- 1	3- 6				
3- 3	0- 0	0- 0	HOME	0- 0	0- 1	3- 2				
0- 5	0- 0	0- 1	AWAY	0- 0	0- 0	0- 4				
0- 0	0- 0	0- 0	NEUTRAL	0- 0	0- 0	0- 0				

RPI S	Opponent	Score	RPI S	Opponent	Score	RPI S	Opponent	Score	RPI S	Opponent	Score	Team's RPI: 324
29	H South Fla.	59 78	55	A Oklahoma St.	34 76	105	H Troy	75 83				
40	N California	55 80	71	A Iowa St.	53 105	129	H Tulsa	83 80				
48	A Little Rock	59 73	74	H Florida	60 71	186	A Appalachian St.	50 76				
						186	H Appalachian St.	72 81				
						191	A Louisiana	60 72				
						191	H Louisiana	72 80				
						193	A Wichita St.	51 69				
						236	A Tennessee St.	66 76				
						240	A Coastal Caro.	55 57				
						240	H Coastal Caro.	60 52				
						250	A Austin Peay	55 62				
						251	H South Ala.	56 53				
						263	A UT Martin	63 68				
						264	N Northern Ky.	78 83				
						295	N Kennesaw St.	70 67				
						332	A La.-Monroe	51 59				
						332	H La.-Monroe	71 56				
LAST 12 Division I GAMES:												
186	H Appalachian St.	72 81	48	A Little Rock	59 73							
240	H Coastal Caro.	60 52	240	A Coastal Caro.	55 57							
332	A La.-Monroe	51 59	186	A Appalachian St.	50 76							
191	A Louisiana	60 72	191	H Louisiana	72 80							
105	H Troy	75 83	332	H La.-Monroe	71 56							
251	H South Ala.	56 53	40	N California	55 80							

Non-Div I Games:

Arkansas St.

■ Loss,
■ Non-Conf,
■ S Site,
■ H Home
■ A Away
N Neutral

Average RPI Win:	269	WON-LOST	WINNING	LAST 10	STRENGTH OF	OPP. STRENGTH	TEAM	ADJ.	CONF.	ADJ CONF.
Average RPI Loss:	114	RECORD	PCT. RANK	GAMES	SCHEDULE	OF SCHEDULE	RPI	RPI	RPI	RPI
DIV. I ONLY	15- 6	61	6- 4	333	231	170	170	23	23	
DIV. I NON-CONF.	8- 2	49	0- 0	342	256	150	150	25	25	
TOTALS	RPI 1-25	RPI 26-50	W-L RECORDS	RPI 51-100	RPI 101-150	RPI 150+				
15- 6	0- 0	0- 0	OVERALL	0- 3	1- 2	14- 1				
8- 2	0- 0	0- 0	HOME	0- 1	0- 1	8- 0				
7- 4	0- 0	0- 0	AWAY	0- 2	1- 1	6- 1				
0- 0	0- 0	0- 0	NEUTRAL	0- 0	0- 0	0- 0				
8- 2	0- 0	0- 0	NON-CONFERENCE	0- 1	1- 1	7- 0				
5- 0	0- 0	0- 0	HOME	0- 0	0- 0	5- 0				
3- 2	0- 0	0- 0	AWAY	0- 1	1- 1	2- 0				
0- 0	0- 0	0- 0	NEUTRAL	0- 0	0- 0	0- 0				
7- 4	0- 0	0- 0	CONFERENCE	0- 2	0- 1	7- 1				
3- 2	0- 0	0- 0	HOME	0- 1	0- 1	3- 0				
4- 2	0- 0	0- 0	AWAY	0- 1	0- 0	4- 1				
0- 0	0- 0	0- 0	NEUTRAL	0- 0	0- 0	0- 0				

RPI S	Opponent	Score	RPI S	Opponent	Score	RPI S	Opponent	Score	RPI S	Opponent	Score	Team's RPI: 170
53	A Minnesota	52 70	114	A Delaware	61 47	58	A Bucknell	62 68	122	H Navy	58 63	
58	H Bucknell	56 60	150	A Albany (NY)	59 65	151	H Yale	59 55	175	H American	53 51	
			214	A Dartmouth	68 60	231	A Colgate	76 69	242	A Loyola Maryland	62 71	
			242	H Loyola Maryland	67 48	304	A Holy Cross	67 59	312	A Lehigh	75 71	
			313	H Air Force	75 47	321	H St. Francis Brooklyn	69 46	322	A Lafayette	63 55	
			322	H Lafayette	76 73	333	A LIU Brooklyn	68 47	342	H Wagner	85 40	
			346	H Fairleigh Dickinson	86 58							
LAST 12 Division I GAMES:												
242	H Loyola Maryland	67 48	231	A Colgate	76 69							
322	A Lafayette	63 55	242	A Loyola Maryland	62 71							
58	A Bucknell	62 68	322	H Lafayette	76 73							
122	H Navy	58 63	58	H Bucknell	56 60							
304	A Holy Cross	67 59	312	A Lehigh	75 71							
175	H American	53 51	114	A Delaware	61 47							

Non-Div I Games: Mercy 90 48

Army West Point

Loss, Non-Conf, S Site, H Home A Away N Neutral

Average RPI Win: 125		WON-LOST	WINNING	LAST 10	STRENGTH OF	OPP. STRENGTH	TEAM	ADJ.	CONF.	ADJ CONF.
Average RPI Loss: 27		RECORD	PCT. RANK	GAMES	SCHEDULE	OF SCHEDULE	RPI	RPI	RPI	RPI
DIV. I ONLY		15- 9	112	5- 5	8	28	25	25	2	2
DIV. I NON-CONF.		10- 4	80	1- 1	27	75	27	27	2	2
TOTALS		RPI 1-25	RPI 26-50		W-L RECORDS		RPI 51-100	RPI 101-150		RPI 150+
15- 9	1- 5	1- 3		OVERALL		4- 1	5- 0		4- 0	
6- 4	1- 3	0- 1		HOME		3- 0	1- 0		1- 0	
6- 4	0- 2	0- 2		AWAY		1- 0	3- 0		2- 0	
3- 1	0- 0	1- 0		NEUTRAL		0- 1	1- 0		1- 0	
10- 4	0- 1	1- 2		NON-CONFERENCE		2- 1	3- 0		4- 0	
4- 1	0- 0	0- 1		HOME		2- 0	1- 0		1- 0	
3- 2	0- 1	0- 1		AWAY		0- 0	1- 0		2- 0	
3- 1	0- 0	1- 0		NEUTRAL		0- 1	1- 0		1- 0	
5- 5	1- 4	0- 1		CONFERENCE		2- 0	2- 0		0- 0	
2- 3	1- 3	0- 0		HOME		1- 0	0- 0		0- 0	
3- 2	0- 1	0- 1		AWAY		1- 0	2- 0		0- 0	
0- 0	0- 0	0- 0		NEUTRAL		0- 0	0- 0		0- 0	

RPI	S	Opponent	Score	RPI	S	Opponent	Score	RPI	S	Opponent	Score	RPI	S	Opponent	Score
3	H	South Carolina	47 73	30	A	Missouri	53 68	52	H	Indiana	71 67	105	H	Troy	61 52
4	H	Mississippi St.	47 77	32	N	Drake	85 80	62	N	West Virginia	52 56	109	A	Vanderbilt	64 59
14	H	Tennessee	79 61	39	A	Tulane	59 61	74	A	Florida	82 75	116	A	Alabama	66 55
18	H	Kentucky	60 64	45	H	Virginia Tech	87 92	81	H	Jacksonville	53 41	128	N	Ball St.	54 40
20	A	Texas A&M	61 66					96	H	Ole Miss	83 60	134	A	East Carolina	61 52
21	A	Kansas St.	66 71									159	A	Louisiana Tech	76 66
												232	N	Marist	52 51
												260	H	Savannah St.	75 46
												277	A	N.C. A&T	68 36
LAST 12 Division I GAMES:															
20	A	Texas A&M	61 66	109	A	Vanderbilt	64 59								
4	H	Mississippi St.	47 77	96	H	Ole Miss	83 60								
116	A	Alabama	66 55	3	H	South Carolina	47 73								
30	A	Missouri	53 68	74	A	Florida	82 75								
18	H	Kentucky	60 64	81	H	Jacksonville	53 41								
14	H	Tennessee	79 61	39	A	Tulane	59 61								

Non-Div I Games:

Auburn

■ Loss,
■ Non-Conf, S Site,
■ Home
■ Away
N Neutral

Average RPI Win:	265	WON-LOST	WINNING	LAST 10	STRENGTH OF	OPP. STRENGTH	TEAM	ADJ.	CONF.	ADJ CONF.
Average RPI Loss:	186	RECORD	PCT. RANK	GAMES	SCHEDULE	OF SCHEDULE	RPI	RPI	RPI	RPI
DIV. I ONLY	10- 12	202	6- 4	267	280	250	250	26	26	
DIV. I NON-CONF.	4- 7	224	0- 1	265	244	281	281	26	26	
TOTALS	RPI 1-25	RPI 26-50	W-L RECORDS	RPI 51-100	RPI 101-150	RPI 150+				
10- 12	0- 0	0- 0	OVERALL	0- 4	0- 1	10- 7				
7- 4	0- 0	0- 0	HOME	0- 2	0- 0	7- 2				
3- 7	0- 0	0- 0	AWAY	0- 2	0- 1	3- 4				
0- 1	0- 0	0- 0	NEUTRAL	0- 0	0- 0	0- 1				
4- 7	0- 0	0- 0	NON-CONFERENCE	0- 3	0- 1	4- 3				
3- 2	0- 0	0- 0	HOME	0- 1	0- 0	3- 1				
1- 4	0- 0	0- 0	AWAY	0- 2	0- 1	1- 1				
0- 1	0- 0	0- 0	NEUTRAL	0- 0	0- 0	0- 1				
6- 5	0- 0	0- 0	CONFERENCE	0- 1	0- 0	6- 4				
4- 2	0- 0	0- 0	HOME	0- 1	0- 0	4- 1				
2- 3	0- 0	0- 0	AWAY	0- 0	0- 0	2- 3				
0- 0	0- 0	0- 0	NEUTRAL	0- 0	0- 0	0- 0				

RPI S	Opponent	Score	RPI S	Opponent	Score	RPI S	Opponent	Score	RPI S	Opponent	Score	Team's RPI: 250
						79	H Belmont	71 80	137	A UCF	43 61	
						81	H Western Ky.	65 85	187	H ETSU	77 74	
						93	A Middle Tenn.	51 82	188	H Morehead St.	71 81	
						96	A Ole Miss	38 66	208	H SIUE	85 62	
									218	H Miami (OH)	58 73	
									224	N St. Bonaventure	57 58	
									236	H Tennessee St.	79 63	
									247	H Murray St.	75 63	
									262	A Jacksonville St.	45 65	
									263	A UT Martin	80 83	
									270	A Evansville	54 68	
									278	A Tennessee Tech	87 84	
									285	H Southeast Mo. St.	84 74	
									291	A Ark.-Pine Bluff	69 55	
									295	H Kennesaw St.	68 49	
									297	A Eastern Ill.	69 59	
									315	A Eastern Ky.	71 80	
									324	H Arkansas St.	62 55	
LAST 12 Division I GAMES:												
236	H	Tennessee St.	79	63	208	H	SIUE	85	62			
315	A	Eastern Ky.	71	80	262	A	Jacksonville St.	45	65			
285	H	Southeast Mo. St.	84	74	278	A	Tennessee Tech	87	84			
263	A	UT Martin	80	83	79	H	Belmont	71	80			
247	H	Murray St.	75	63	188	H	Morehead St.	71	81			
297	A	Eastern Ill.	69	59	96	A	Ole Miss	38	66			

Non-Div I Games: Trevecca Nazarene 69 51 Christian Bros. 76 57

Austin Peay

Loss, Non-Conf, S Site, H Home A Away N Neutral

Average RPI Win:	199	WON-LOST	WINNING	LAST 10	STRENGTH OF	OPP. STRENGTH	TEAM	ADJ.	CONF.	ADJ CONF.
Average RPI Loss:	88	RECORD	PCT. RANK	GAMES	SCHEDULE	OF SCHEDULE	RPI	RPI	RPI	RPI
DIV. I ONLY	14- 9	116	7- 3	141	84	99	99	15	15	
DIV. I NON-CONF.	6- 5	148	0- 0	53	20	78	78	13	13	
TOTALS	RPI 1-25	RPI 26-50	W-L RECORDS	RPI 51-100	RPI 101-150	RPI 150+				
14- 9	0- 3	0- 0	OVERALL	1- 3	3- 1	10- 2				
6- 2	0- 2	0- 0	HOME	0- 0	1- 0	5- 0				
5- 6	0- 0	0- 0	AWAY	0- 3	0- 1	5- 2				
3- 1	0- 1	0- 0	NEUTRAL	1- 0	2- 0	0- 0				
6- 5	0- 3	0- 0	NON-CONFERENCE	1- 2	2- 0	3- 0				
1- 2	0- 2	0- 0	HOME	0- 0	0- 0	1- 0				
2- 2	0- 0	0- 0	AWAY	0- 2	0- 0	2- 0				
3- 1	0- 1	0- 0	NEUTRAL	1- 0	2- 0	0- 0				
8- 4	0- 0	0- 0	CONFERENCE	0- 1	1- 1	7- 2				
5- 0	0- 0	0- 0	HOME	0- 0	1- 0	4- 0				
3- 4	0- 0	0- 0	AWAY	0- 1	0- 1	3- 2				
0- 0	0- 0	0- 0	NEUTRAL	0- 0	0- 0	0- 0				

RPI 1-25				RPI 26-50				RPI 51-100 Team's RPI: 99				RPI 101+			
RPI	S	Opponent	Score	RPI	S	Opponent	Score	RPI	S	Opponent	Score	RPI	S	Opponent	Score
6	N	Oregon St.	56 65					70	A	Utah	60 77	111	N	Saint Joseph's	71 56
8	H	Washington	70 82					78	A	Gonzaga	52 87	126	H	St. Mary's (CA)	70 65
15	H	Oklahoma	61 68					80	N	UNLV	63 54	129	N	Tulsa	71 56
								97	A	Georgia	51 81	149	A	San Francisco	63 70
												158	A	Santa Clara	63 64
												158	H	Santa Clara	72 66
												201	A	Utah St.	60 40
												209	A	Pacific	68 55
												209	H	Pacific	68 50
												210	A	Loyola Marymount	74 77
												210	H	Loyola Marymount	76 59
												217	H	San Diego	81 63
												228	H	Weber St.	73 64
												274	A	Portland	77 38
												308	A	Pepperdine	73 47
												331	A	Utah Valley	68 50
LAST 12 Division I GAMES:															
274	A	Portland	77 38	217	H	San Diego	81 63								
78	A	Gonzaga	52 87	149	A	San Francisco	63 70								
210	A	Loyola Marymount	74 77	209	A	Pacific	68 55								
158	H	Santa Clara	72 66	126	H	St. Mary's (CA)	70 65								
209	H	Pacific	68 50	210	H	Loyola Marymount	76 59								
308	A	Pepperdine	73 47	158	A	Santa Clara	63 64								

Non-Div I Games:

BYU

■ Loss,
■ Non-Conf,
S Site,
■ Home
■ Away
N Neutral

Average RPI Win:	210	WON-LOST	WINNING	LAST 10	STRENGTH OF	OPP. STRENGTH	TEAM	ADJ.	CONF.	ADJ CONF.
Average RPI Loss:	113	RECORD	PCT. RANK	GAMES	SCHEDULE	OF SCHEDULE	RPI	RPI	RPI	RPI
DIV. I ONLY	15- 7	79	8- 2	239	110	128	128	10	10	
DIV. I NON-CONF.	6- 5	148	0- 0	322	86	235	235	11	11	
TOTALS	RPI 1-25	RPI 26-50	W-L RECORDS	RPI 51-100	RPI 101-150	RPI 150+				
15- 7	0- 1	0- 0	OVERALL	2- 4	1- 1	12- 1				
7- 3	0- 0	0- 0	HOME	0- 2	1- 0	6- 1				
7- 2	0- 0	0- 0	AWAY	2- 2	0- 0	5- 0				
1- 2	0- 1	0- 0	NEUTRAL	0- 0	0- 1	1- 0				
6- 5	0- 1	0- 0	NON-CONFERENCE	0- 2	0- 1	6- 1				
3- 2	0- 0	0- 0	HOME	0- 1	0- 0	3- 1				
2- 1	0- 0	0- 0	AWAY	0- 1	0- 0	2- 0				
1- 2	0- 1	0- 0	NEUTRAL	0- 0	0- 1	1- 0				
9- 2	0- 0	0- 0	CONFERENCE	2- 2	1- 0	6- 0				
4- 1	0- 0	0- 0	HOME	0- 1	1- 0	3- 0				
5- 1	0- 0	0- 0	AWAY	2- 1	0- 0	3- 0				
0- 0	0- 0	0- 0	NEUTRAL	0- 0	0- 0	0- 0				

RPI 1-25			RPI 26-50			RPI 51-100			RPI 101+ Team's RPI: 128		
RPI	S	Opponent	Score	RPI	S	Opponent	Score	RPI	S	Opponent	Score
25	N	Auburn	40 54					69	A	Buffalo	89 75
								77	H	Northern Ill.	96 101
								81	A	Western Ky.	61 68
								83	A	Central Mich.	92 101
								87	A	Toledo	51 45
								94	H	Purdue	42 58
								106	H	Kent St.	71 47
								134	N	East Carolina	69 82
								160	A	Oakland	66 59
								162	H	Western Mich.	61 56
								211	A	Akron	90 63
								211	H	Akron	80 70
								218	A	Miami (OH)	81 60
								238	A	Butler	74 50
								261	A	Bowling Green	75 53
								266	H	Eastern Mich.	78 49
								270	H	Evansville	84 49
								277	N	N.C. A&T	76 57
								291	H	Ark.-Pine Bluff	88 60
								294	H	Lipscomb	74 78
								329	H	Chicago St.	88 53
LAST 12 Division I GAMES:											
218	A	Miami (OH)	81 60	211	H	Akron	80 70				
211	A	Akron	90 63	83	A	Central Mich.	92 101				
77	H	Northern Ill.	96 101	162	H	Western Mich.	61 56				
69	A	Buffalo	89 75	106	H	Kent St.	71 47				
261	A	Bowling Green	75 53	87	A	Toledo	51 45				
266	H	Eastern Mich.	78 49	81	A	Western Ky.	61 68				

Non-Div I Games: Urbana 93 49

Ball St.

■ Loss,
 ■ Non-Conf, S Site,
 ■ Home
 ■ Away
 N Neutral

Average RPI Win: 115	WON-LOST	WINNING	LAST 10	STRENGTH OF	OPP. STRENGTH	TEAM	ADJ.	CONF.	ADJ CONF.
Average RPI Loss: 4	RECORD	PCT. RANK	GAMES	SCHEDULE	OF SCHEDULE	RPI	RPI	RPI	RPI
DIV. I ONLY	23- 2	4	9- 1	40	5	9	9	4	4
DIV. I NON-CONF.	11- 1	13	0- 0	79	41	8	8	3	3
TOTALS	RPI 1-25	RPI 26-50	W-L RECORDS	RPI 51-100	RPI 101-150	RPI 150+			
23- 2	6- 2	1- 0	OVERALL	6- 0	3- 0	7- 0			
13- 1	3- 1	0- 0	HOME	2- 0	2- 0	6- 0			
7- 1	2- 1	0- 0	AWAY	4- 0	0- 0	1- 0			
3- 0	1- 0	1- 0	NEUTRAL	0- 0	1- 0	0- 0			
11- 1	3- 1	1- 0	NON-CONFERENCE	0- 0	2- 0	5- 0			
7- 0	1- 0	0- 0	HOME	0- 0	1- 0	5- 0			
1- 1	1- 1	0- 0	AWAY	0- 0	0- 0	0- 0			
3- 0	1- 0	1- 0	NEUTRAL	0- 0	1- 0	0- 0			
12- 1	3- 1	0- 0	CONFERENCE	6- 0	1- 0	2- 0			
6- 1	2- 1	0- 0	HOME	2- 0	1- 0	1- 0			
6- 0	1- 0	0- 0	AWAY	4- 0	0- 0	1- 0			
0- 0	0- 0	0- 0	NEUTRAL	0- 0	0- 0	0- 0			

RPI	S	Opponent	Score	RPI	S	Opponent	Score	RPI	S	Opponent	Score	RPI	S	Opponent	Score
1	A	UConn	61 72	31	N	Ohio St.	85 68	55	A	Oklahoma St.	86 50	106	N	Kent St.	84 42
7	H	Texas	79 85					62	A	West Virginia	91 56	124	H	TCU	77 54
11	H	UCLA	84 70					62	H	West Virginia	79 73	135	H	Abilene Christian	79 34
14	A	Tennessee	88 66					64	A	Texas Tech	79 61	154	A	Kansas	92 43
15	H	Oklahoma	92 58					71	A	Iowa St.	83 52	154	H	Kansas	90 43
16	N	DePaul	104 72					71	H	Iowa St.	68 42	184	H	Texas St.	90 24
21	A	Kansas St.	91 49									283	H	Mississippi Val.	101 36
21	H	Kansas St.	87 57									326	H	Winthrop	140 32
												334	H	Southeastern La.	109 38
												337	H	Houston Baptist	118 43
LAST 12 Division I GAMES:															
7	H	Texas	79 85	71	H	Iowa St.	68 42								
64	A	Texas Tech	79 61	154	A	Kansas	92 43								
71	A	Iowa St.	83 52	124	H	TCU	77 54								
15	H	Oklahoma	92 58	55	A	Oklahoma St.	86 50								
21	A	Kansas St.	91 49	62	A	West Virginia	91 56								
62	H	West Virginia	79 73	154	H	Kansas	90 43								

Non-Div I Games:

Baylor

■ Loss,
 ■ Non-Conf, S Site,
 ■ Home
 ■ Away
 N Neutral

Belmont

Through Games Of Feb. 7, 2017

Average RPI Win:	244	WON-LOST	WINNING	LAST 10	STRENGTH OF	OPP. STRENGTH	TEAM	ADJ.	CONF.	ADJ CONF.
Average RPI Loss:	74	RECORD	PCT. RANK	GAMES	SCHEDULE	OF SCHEDULE	RPI	RPI	RPI	RPI
DIV. I ONLY	18- 5	23	10- 0	220	223	79	79	26	26	
DIV. I NON-CONF.	7- 5	137	1- 0	160	95	99	99	26	26	
TOTALS	RPI 1-25	RPI 26-50	W-L RECORDS	RPI 51-100	RPI 101-150	RPI 150+				
18- 5	0- 1	0- 1	OVERALL	1- 1	0- 1	17- 1				
7- 1	0- 0	0- 1	HOME	1- 0	0- 0	6- 0				
11- 3	0- 1	0- 0	AWAY	0- 1	0- 1	11- 0				
0- 1	0- 0	0- 0	NEUTRAL	0- 0	0- 0	0- 1				
7- 5	0- 1	0- 1	NON-CONFERENCE	1- 1	0- 1	6- 1				
2- 1	0- 0	0- 1	HOME	1- 0	0- 0	1- 0				
5- 3	0- 1	0- 0	AWAY	0- 1	0- 1	5- 0				
0- 1	0- 0	0- 0	NEUTRAL	0- 0	0- 0	0- 1				
11- 0	0- 0	0- 0	CONFERENCE	0- 0	0- 0	11- 0				
5- 0	0- 0	0- 0	HOME	0- 0	0- 0	5- 0				
6- 0	0- 0	0- 0	AWAY	0- 0	0- 0	6- 0				
0- 0	0- 0	0- 0	NEUTRAL	0- 0	0- 0	0- 0				

RPI 1-25				RPI 26-50				RPI 51-100 Team's RPI: 79				RPI 101+			
RPI	S	Opponent	Score	RPI	S	Opponent	Score	RPI	S	Opponent	Score	RPI	S	Opponent	Score
13	A	Louisville	50 73	33	H	Green Bay	53 62	53	A	Minnesota	74 75	105	A	Troy	74 91
								76	H	IUPUI	78 72	167	N	Fresno St.	53 62
												188	A	Morehead St.	91 59
												202	A	UAB	72 58
												208	H	SIUE	94 67
												210	A	Loyola Marymount	79 72
												223	A	Presbyterian	83 58
												226	A	Samford	73 54
												236	A	Tennessee St.	70 60
												247	A	Murray St.	87 69
												250	A	Austin Peay	80 71
												262	A	Jacksonville St.	54 53
												263	H	UT Martin	71 66
												278	H	Tennessee Tech	89 75
												285	H	Southeast Mo. St.	89 77
												294	H	Lipscomb	100 62
												297	A	Eastern Ill.	77 58
												315	H	Eastern Ky.	74 58
												323	A	Fort Wayne	85 59
LAST 12 Division I GAMES:															
247	A	Murray St.	87 69	315	H	Eastern Ky.	74 58								
208	H	SIUE	94 67	285	H	Southeast Mo. St.	89 77								
236	A	Tennessee St.	70 60	263	H	UT Martin	71 66								
278	H	Tennessee Tech	89 75	250	A	Austin Peay	80 71								
262	A	Jacksonville St.	54 53	297	A	Eastern Ill.	77 58								
188	A	Morehead St.	91 59	223	A	Presbyterian	83 58								

Belmont

Belmont

Non-Div I Games: Trevecca Nazarene 87 56

Belmont

Loss, Non-Conf, S Site, H Home A Away N Neutral

Average RPI Win:	294	WON-LOST	WINNING	LAST 10	STRENGTH OF	OPP. STRENGTH	TEAM	ADJ.	CONF.	ADJ CONF.
Average RPI Loss:	199	RECORD	PCT. RANK	GAMES	SCHEDULE	OF SCHEDULE	RPI	RPI	RPI	RPI
DIV. I ONLY	10- 9	154	8- 2	339	329	248	248	32	32	
DIV. I NON-CONF.	2- 8	288	1- 2	273	270	314	314	31	31	
TOTALS	RPI 1-25	RPI 26-50	W-L RECORDS	RPI 51-100	RPI 101-150	RPI 150+				
10- 9	0- 0	0- 0	OVERALL	0- 1	0- 3	10- 5				
5- 1	0- 0	0- 0	HOME	0- 0	0- 0	5- 1				
4- 7	0- 0	0- 0	AWAY	0- 1	0- 3	4- 3				
1- 1	0- 0	0- 0	NEUTRAL	0- 0	0- 0	1- 1				
2- 8	0- 0	0- 0	NON-CONFERENCE	0- 1	0- 3	2- 4				
1- 0	0- 0	0- 0	HOME	0- 0	0- 0	1- 0				
0- 7	0- 0	0- 0	AWAY	0- 1	0- 3	0- 3				
1- 1	0- 0	0- 0	NEUTRAL	0- 0	0- 0	1- 1				
8- 1	0- 0	0- 0	CONFERENCE	0- 0	0- 0	8- 1				
4- 1	0- 0	0- 0	HOME	0- 0	0- 0	4- 1				
4- 0	0- 0	0- 0	AWAY	0- 0	0- 0	4- 0				
0- 0	0- 0	0- 0	NEUTRAL	0- 0	0- 0	0- 0				

RPI 1-25			RPI 26-50			RPI 51-100			RPI 101+ Team's RPI: 248		
RPI	S	Opponent	Score	RPI	S	Opponent	Score	RPI	S	Opponent	Score
						81 A Jacksonville	63 69	112 A Clemson		38 59	
								132 A Stetson		60 63	
								137 A UCF		43 70	
								208 N SIUE		83 78	
								233 A Southern U.		59 61	
								236 N Tennessee St.		60 69	
								241 H UMES		56 59	
								255 H Howard		75 54	
								260 A Savannah St.		38 31	
								268 A Norfolk St.		68 58	
								281 H North Florida		52 50	
								284 A Prairie View		64 66	
								293 H Coppin St.		71 52	
								334 A Southeastern La.		63 75	
								340 A South Carolina St.		64 34	
								341 A Florida A&M		64 41	
								345 H Delaware St.		72 58	
								347 H Morgan St.		50 48	
LAST 12 Division I GAMES:											
255	H	Howard	75 54	293	H	Coppin St.	71 52				
345	H	Delaware St.	72 58	347	H	Morgan St.	50 48				
268	A	Norfolk St.	68 58	260	A	Savannah St.	38 31				
241	H	UMES	56 59	112	A	Clemson	38 59				
341	A	Florida A&M	64 41	208	N	SIUE	83 78				
340	A	South Carolina St.	64 34	236	N	Tennessee St.	60 69				

Non-Div I Games: Edward Waters 55 45 Flagler 76 53

Bethune-Cookman

Loss, Non-Conf, S Site, H Home A Away N Neutral

Binghamton

Through Games Of Feb. 7, 2017

Average RPI Win:	259	WON-LOST	WINNING	LAST 10	STRENGTH OF	OPP. STRENGTH	TEAM	ADJ.	CONF.	ADJ CONF.
Average RPI Loss:	139	RECORD	PCT. RANK	GAMES	SCHEDULE	OF SCHEDULE	RPI	RPI	RPI	RPI
DIV. I ONLY	10- 12	202	6- 4	179	288	205	205	22	22	
DIV. I NON-CONF.	3- 8	262	0- 1	77	324	199	199	22	22	
TOTALS	RPI 1-25	RPI 26-50	W-L RECORDS	RPI 51-100	RPI 101-150	RPI 150+				
10- 12	0- 0	0- 1	OVERALL	0- 3	2- 2	8- 6				
4- 7	0- 0	0- 0	HOME	0- 3	1- 2	3- 2				
6- 5	0- 0	0- 1	AWAY	0- 0	1- 0	5- 4				
0- 0	0- 0	0- 0	NEUTRAL	0- 0	0- 0	0- 0				
3- 8	0- 0	0- 1	NON-CONFERENCE	0- 2	1- 1	2- 4				
0- 5	0- 0	0- 0	HOME	0- 2	0- 1	0- 2				
3- 3	0- 0	0- 1	AWAY	0- 0	1- 0	2- 2				
0- 0	0- 0	0- 0	NEUTRAL	0- 0	0- 0	0- 0				
7- 4	0- 0	0- 0	CONFERENCE	0- 1	1- 1	6- 2				
4- 2	0- 0	0- 0	HOME	0- 1	1- 1	3- 0				
3- 2	0- 0	0- 0	AWAY	0- 0	0- 0	3- 2				
0- 0	0- 0	0- 0	NEUTRAL	0- 0	0- 0	0- 0				

RPI S	Opponent	Score	RPI S	Opponent	Score	RPI S	Opponent	Score	RPI S	Opponent	Score	Team's RPI: 205
44	A Ohio	55 63	58	H Bucknell	57 67	118	A Penn	61 48	119	H Maine	58 52	
			92	H Cornell	51 54	142	H Columbia	65 75	150	H Albany (NY)	61 67	
			100	H New Hampshire	62 70	151	A Yale	48 57	156	H Brown	72 83	
						168	A Hartford	73 76	171	A Providence	58 71	
						206	H Sacred Heart	69 77	229	A UMBC	45 53	
						229	H UMBC	69 62	252	A Stony Brook	48 40	
						272	A Vermont	64 55	272	H Vermont	76 61	
						306	A NJIT	68 44	339	A UMass Lowell	58 48	
						339	H UMass Lowell	69 54	346	A Fairleigh Dickinson	80 69	
LAST 12 Division I GAMES:												
272	H Vermont	76 61	150	H Albany (NY)	61 67							
339	H UMass Lowell	69 54	100	H New Hampshire	62 70							
229	A UMBC	45 53	272	A Vermont	64 55							
119	H Maine	58 52	339	A UMass Lowell	58 48							
168	A Hartford	73 76	229	H UMBC	69 62							
252	A Stony Brook	48 40	92	H Cornell	51 54							

Non-Div I Games: Georgian Court 74 53 Misericordia 77 54

Binghamton

Loss, Non-Conf, S Site, H Home A Away N Neutral

Average RPI Win: 165	WON-LOST	WINNING	LAST 10	STRENGTH OF	OPP. STRENGTH	TEAM	ADJ.	CONF.	ADJ CONF.
Average RPI Loss: 146	RECORD	PCT. RANK	GAMES	SCHEDULE	OF SCHEDULE	RPI	RPI	RPI	RPI
DIV. I ONLY	13- 7	100	4- 6	94	150	86	86	13	13
DIV. I NON-CONF.	8- 1	21	1- 0	125	112	23	23	15	15
TOTALS	RPI 1-25	RPI 26-50	W-L RECORDS	RPI 51-100	RPI 101-150	RPI 150+			
13- 7	0- 1	0- 0	OVERALL	3- 2	3- 1	7- 3			
9- 2	0- 0	0- 0	HOME	0- 2	2- 0	7- 0			
3- 5	0- 1	0- 0	AWAY	2- 0	1- 1	0- 3			
1- 0	0- 0	0- 0	NEUTRAL	1- 0	0- 0	0- 0			
8- 1	0- 1	0- 0	NON-CONFERENCE	2- 0	2- 0	4- 0			
5- 0	0- 0	0- 0	HOME	0- 0	1- 0	4- 0			
2- 1	0- 1	0- 0	AWAY	1- 0	1- 0	0- 0			
1- 0	0- 0	0- 0	NEUTRAL	1- 0	0- 0	0- 0			
5- 6	0- 0	0- 0	CONFERENCE	1- 2	1- 1	3- 3			
4- 2	0- 0	0- 0	HOME	0- 2	1- 0	3- 0			
1- 4	0- 0	0- 0	AWAY	1- 0	0- 1	0- 3			
0- 0	0- 0	0- 0	NEUTRAL	0- 0	0- 0	0- 0			

RPI 1-25				RPI 26-50				RPI 51-100 Team's RPI: 86				RPI 101+			
RPI	S	Opponent	Score	RPI	S	Opponent	Score	RPI	S	Opponent	Score	RPI	S	Opponent	Score
8	A	Washington	66 92					56	A	Washington St.	77 73	103	H	Wyoming	64 54
								65	A	Colorado St.	51 45	126	A	St. Mary's (CA)	83 78
								65	H	Colorado St.	53 60	144	H	Eastern Wash.	67 64
								80	H	UNLV	55 58	145	A	New Mexico	68 75
								88	N	Charlotte	68 65	167	H	Fresno St.	67 66
												201	A	Utah St.	63 65
												201	H	Utah St.	76 56
												207	H	San Jose St.	86 64
												215	H	Seattle U	73 68
												234	A	San Diego St.	77 84
												237	H	Hawaii	61 49
												258	H	Portland St.	94 76
												274	H	Portland	74 60
												290	A	Nevada	62 69
LAST 12 Division I GAMES:															
201	A	Utah St.	63 65	167	H	Fresno St.	67 66								
65	H	Colorado St.	53 60	234	A	San Diego St.	77 84								
103	H	Wyoming	64 54	80	H	UNLV	55 58								
290	A	Nevada	62 69	65	A	Colorado St.	51 45								
207	H	San Jose St.	86 64	201	H	Utah St.	76 56								
145	A	New Mexico	68 75	237	H	Hawaii	61 49								

Non-Div I Games: Southern Ore. 89 45 Concordia Portland 71 40

Boise St.

■ Loss,
 ■ Non-Conf, S Site,
 ■ Home
 ■ Away
 N Neutral

Average RPI Win:	209	WON-LOST	WINNING	LAST 10	STRENGTH OF	OPP. STRENGTH	TEAM	ADJ.	CONF.	ADJ CONF.
Average RPI Loss:	74	RECORD	PCT. RANK	GAMES	SCHEDULE	OF SCHEDULE	RPI	RPI	RPI	RPI
DIV. I ONLY	8- 16	263	0- 10	52	67	177	177	3	3	
DIV. I NON-CONF.	7- 6	157	1- 0	191	225	184	184	4	4	
TOTALS	RPI 1-25	RPI 26-50	W-L RECORDS	RPI 51-100	RPI 101-150	RPI 150+				
8- 16	0- 4	0- 3	OVERALL	0- 3	2- 4	6- 2				
6- 7	0- 3	0- 2	HOME	0- 1	2- 1	4- 0				
1- 8	0- 1	0- 1	AWAY	0- 2	0- 2	1- 2				
1- 1	0- 0	0- 0	NEUTRAL	0- 0	0- 1	1- 0				
7- 6	0- 0	0- 0	NON-CONFERENCE	0- 1	1- 3	6- 2				
5- 2	0- 0	0- 0	HOME	0- 1	1- 1	4- 0				
1- 3	0- 0	0- 0	AWAY	0- 0	0- 1	1- 2				
1- 1	0- 0	0- 0	NEUTRAL	0- 0	0- 1	1- 0				
1- 10	0- 4	0- 3	CONFERENCE	0- 2	1- 1	0- 0				
1- 5	0- 3	0- 2	HOME	0- 0	1- 0	0- 0				
0- 5	0- 1	0- 1	AWAY	0- 2	0- 1	0- 0				
0- 0	0- 0	0- 0	NEUTRAL	0- 0	0- 0	0- 0				

RPI 1-25				RPI 26-50				RPI 51-100				RPI 101+ Team's RPI: 177			
RPI	S	Opponent	Score	RPI	S	Opponent	Score	RPI	S	Opponent	Score	RPI	S	Opponent	Score
2	H	Notre Dame	69 80	34	A	Syracuse	52 79	60	A	Wake Forest	55 71	102	N	SMU	64 72
5	H	Florida St.	53 85	34	H	Syracuse	45 72	68	A	Virginia	55 62	112	H	Clemson	60 48
10	H	Duke	44 67	42	H	Georgia Tech	67 71	84	H	Penn St.	56 60	115	A	Fordham	49 56
19	A	Miami (FL)	51 58									119	H	Maine	64 53
												126	H	St. Mary's (CA)	54 62
												141	A	Pittsburgh	43 56
												151	A	Yale	71 64
												168	A	Hartford	56 65
												171	H	Providence	57 53
												181	A	Seton Hall	66 71
												214	H	Dartmouth	65 53
												275	H	Boston U.	67 49
												305	H	Central Conn. St.	66 46
												321	N	St. Francis Brooklyn	73 58
LAST 12 Division I GAMES:															
34	H	Syracuse	45 72	68	A	Virginia	55 62								
5	H	Florida St.	53 85	42	H	Georgia Tech	67 71								
19	A	Miami (FL)	51 58	34	A	Syracuse	52 79								
60	A	Wake Forest	55 71	141	A	Pittsburgh	43 56								
10	H	Duke	44 67	112	H	Clemson	60 48								
2	H	Notre Dame	69 80	119	H	Maine	64 53								

Non-Div I Games:

Boston College

■ Loss,
 ■ Non-Conf, S Site,
 ■ Home
 ■ Away
 N Neutral

Average RPI Win:	306	WON-LOST	WINNING	LAST 10	STRENGTH OF	OPP. STRENGTH	TEAM	ADJ.	CONF.	ADJ CONF.
Average RPI Loss:	138	RECORD	PCT. RANK	GAMES	SCHEDULE	OF SCHEDULE	RPI	RPI	RPI	RPI
DIV. I ONLY	8- 14	243	5- 5	275	206	275	275	23	23	
DIV. I NON-CONF.	2- 9	293	1- 0	217	177	317	317	25	25	
TOTALS	RPI 1-25	RPI 26-50	W-L RECORDS	RPI 51-100	RPI 101-150	RPI 150+				
8- 14	0- 1	0- 1	OVERALL	0- 2	0- 4	8- 6				
5- 5	0- 0	0- 1	HOME	0- 2	0- 1	5- 1				
3- 8	0- 1	0- 0	AWAY	0- 0	0- 2	3- 5				
0- 1	0- 0	0- 0	NEUTRAL	0- 0	0- 1	0- 0				
2- 9	0- 1	0- 1	NON-CONFERENCE	0- 1	0- 2	2- 4				
2- 3	0- 0	0- 1	HOME	0- 1	0- 0	2- 1				
0- 5	0- 1	0- 0	AWAY	0- 0	0- 1	0- 3				
0- 1	0- 0	0- 0	NEUTRAL	0- 0	0- 1	0- 0				
6- 5	0- 0	0- 0	CONFERENCE	0- 1	0- 2	6- 2				
3- 2	0- 0	0- 0	HOME	0- 1	0- 1	3- 0				
3- 3	0- 0	0- 0	AWAY	0- 0	0- 1	3- 2				
0- 0	0- 0	0- 0	NEUTRAL	0- 0	0- 0	0- 0				

RPI 1-25			RPI 26-50			RPI 51-100			RPI 101+			Team's RPI: 275
RPI	S	Opponent	Score	RPI	S	Opponent	Score	RPI	S	Opponent	Score	
24	A	Arizona St.	42 71	35	H	Harvard	52 65	58	H	Bucknell	50 66	101 N Long Beach St. 48 61
								100	H	New Hampshire	51 59	122 A Navy 41 55
												122 H Navy 59 62
												150 A Albany (NY) 54 69
												175 A American 62 73
												177 A Boston College 49 67
												185 A Northeastern 59 78
												214 H Dartmouth 49 61
												231 A Colgate 87 96
												232 A Marist 57 76
												242 H Loyola Maryland 61 58
												298 H Massachusetts 64 60
												304 A Holy Cross 66 49
												312 A Lehigh 69 64
												312 H Lehigh 64 50
												322 A Lafayette 75 58
												322 H Lafayette 68 50
												339 H UMass Lowell 66 56
LAST 12 Division I GAMES:												
322	A	Lafayette	75 58	175	A	American	62 73					
122	A	Navy	41 55	322	H	Lafayette	68 50					
312	H	Lehigh	64 50	122	H	Navy	59 62					
58	H	Bucknell	50 66	312	A	Lehigh	69 64					
231	A	Colgate	87 96	304	A	Holy Cross	66 49					
242	H	Loyola Maryland	61 58	298	H	Massachusetts	64 60					

Non-Div I Games:

Boston U.

■ Loss,
 ■ Non-Conf, S Site,
 ■ Home
 ■ Away
 N Neutral

Bowling Green

Through Games Of Feb. 7, 2017

Average RPI Win:	264	WON-LOST	WINNING	LAST 10	STRENGTH OF	OPP. STRENGTH	TEAM	ADJ.	CONF.	ADJ CONF.
Average RPI Loss:	121	RECORD	PCT. RANK	GAMES	SCHEDULE	OF SCHEDULE	RPI	RPI	RPI	RPI
DIV. I ONLY	4- 15	313	2- 8	115	134	261	261	10	10	
DIV. I NON-CONF.	2- 7	284	0- 1	233	99	296	296	11	11	
TOTALS	RPI 1-25	RPI 26-50	W-L RECORDS	RPI 51-100	RPI 101-150	RPI 150+				
4- 15	0- 1	0- 2	OVERALL	0- 5	0- 2	4- 5				
1- 8	0- 0	0- 1	HOME	0- 4	0- 1	1- 2				
1- 6	0- 1	0- 1	AWAY	0- 0	0- 1	1- 3				
2- 1	0- 0	0- 0	NEUTRAL	0- 1	0- 0	2- 0				
2- 7	0- 1	0- 1	NON-CONFERENCE	0- 2	0- 0	2- 3				
0- 3	0- 0	0- 0	HOME	0- 1	0- 0	0- 2				
0- 3	0- 1	0- 1	AWAY	0- 0	0- 0	0- 1				
2- 1	0- 0	0- 0	NEUTRAL	0- 1	0- 0	2- 0				
2- 8	0- 0	0- 1	CONFERENCE	0- 3	0- 2	2- 2				
1- 5	0- 0	0- 1	HOME	0- 3	0- 1	1- 0				
1- 3	0- 0	0- 0	AWAY	0- 0	0- 1	1- 2				
0- 0	0- 0	0- 0	NEUTRAL	0- 0	0- 0	0- 0				

RPI 1-25				RPI 26-50				RPI 51-100				RPI 101+ Team's RPI: 261			
RPI	S	Opponent	Score	RPI	S	Opponent	Score	RPI	S	Opponent	Score	RPI	S	Opponent	Score
13	A	Louisville	58 83	44	H	Ohio	58 69	68	H	Virginia	47 67	106	A	Kent St.	78 80
				45	A	Virginia Tech	51 98	69	H	Buffalo	50 61	128	H	Ball St.	53 75
								77	H	Northern Ill.	76 89	153	H	Cincinnati	58 68
								83	H	Central Mich.	65 76	162	A	Western Mich.	58 75
								95	N	Chattanooga	49 54	194	H	Cleveland St.	56 64
												211	A	Akron	62 58
												211	H	Akron	86 50
												266	A	Eastern Mich.	74 81
												311	N	Saint Peter's	73 68
												315	A	Eastern Ky.	55 57
												322	N	Lafayette	69 42
LAST 12 Division I GAMES:															
211	H	Akron	86 50	162	A	Western Mich.	58 75								
106	A	Kent St.	78 80	211	A	Akron	62 58								
266	A	Eastern Mich.	74 81	77	H	Northern Ill.	76 89								
128	H	Ball St.	53 75	44	H	Ohio	58 69								
69	H	Buffalo	50 61	194	H	Cleveland St.	56 64								
83	H	Central Mich.	65 76	45	A	Virginia Tech	51 98								

Non-Div I Games: Davis & Elkins 73 46 Ohio Valley 82 46 Malone 65 78

Bowling Green

Loss, Non-Conf, S Site, H Home A Away N Neutral

Average RPI Win:	256	WON-LOST	WINNING	LAST 10	STRENGTH OF	OPP. STRENGTH	TEAM	ADJ.	CONF.	ADJ CONF.
Average RPI Loss:	139	RECORD	PCT. RANK	GAMES	SCHEDULE	OF SCHEDULE	RPI	RPI	RPI	RPI
DIV. I ONLY	8- 13	237	5- 5	214	210	227	227	16	16	
DIV. I NON-CONF.	3- 7	250	1- 0	132	240	211	211	14	14	
TOTALS	RPI 1-25	RPI 26-50	W-L RECORDS	RPI 51-100	RPI 101-150	RPI 150+				
8- 13	0- 0	0- 2	OVERALL	0- 3	1- 2	7- 6				
4- 6	0- 0	0- 2	HOME	0- 2	1- 1	3- 1				
4- 7	0- 0	0- 0	AWAY	0- 1	0- 1	4- 5				
0- 0	0- 0	0- 0	NEUTRAL	0- 0	0- 0	0- 0				
3- 7	0- 0	0- 1	NON-CONFERENCE	0- 2	1- 2	2- 2				
1- 3	0- 0	0- 1	HOME	0- 1	1- 1	0- 0				
2- 4	0- 0	0- 0	AWAY	0- 1	0- 1	2- 2				
0- 0	0- 0	0- 0	NEUTRAL	0- 0	0- 0	0- 0				
5- 6	0- 0	0- 1	CONFERENCE	0- 1	0- 0	5- 4				
3- 3	0- 0	0- 1	HOME	0- 1	0- 0	3- 1				
2- 3	0- 0	0- 0	AWAY	0- 0	0- 0	2- 3				
0- 0	0- 0	0- 0	NEUTRAL	0- 0	0- 0	0- 0				

RPI S	Opponent	Score	RPI S	Opponent	Score	RPI S	Opponent	Score	RPI S	Opponent	Score	Team's RPI: 227
32	H Drake	60 93	33	H Green Bay	43 68	57	H UNI	53 72	106	A Kent St.	52 77	
						77	H Northern Ill.	51 81	121	H Saint Louis	58 68	
						91	A Western Ill.	77 91	147	H Detroit	70 60	
									152	A Missouri St.	75 73	
									162	A Western Mich.	64 83	
									183	H Southern Ill.	57 66	
									193	A Wichita St.	54 65	
									200	A Indiana St.	51 58	
									200	H Indiana St.	54 41	
									238	A Butler	56 58	
									270	H Evansville	56 52	
									316	A Loyola Chicago	60 53	
									316	H Loyola Chicago	72 45	
									319	A Illinois St.	63 71	
									320	A Valparaiso	67 56	
									325	A Ill.-Chicago	65 56	
LAST 12 Division I GAMES:												
200	H Indiana St.	54 41	57	H UNI	53 72							
316	H Loyola Chicago	72 45	32	H Drake	60 93							
270	H Evansville	56 52	316	A Loyola Chicago	60 53							
183	H Southern Ill.	57 66	200	A Indiana St.	51 58							
152	A Missouri St.	75 73	319	A Illinois St.	63 71							
193	A Wichita St.	54 65	325	A Ill.-Chicago	65 56							

Non-Div I Games: Eureka 103 59

Bradley

Average RPI Win: 219	WON-LOST	WINNING	LAST 10	STRENGTH OF	OPP. STRENGTH	TEAM	ADJ.	CONF.	ADJ CONF.
Average RPI Loss: 198	RECORD	PCT. RANK	GAMES	SCHEDULE	OF SCHEDULE	RPI	RPI	RPI	RPI
DIV. I ONLY	12- 6	82	6- 3	285	244	156	156	9	9
DIV. I NON-CONF.	8- 4	97	4- 1	344	305	225	225	9	9
TOTALS	RPI 1-25	RPI 26-50	W-L RECORDS	RPI 51-100	RPI 101-150	RPI 150+			
12- 6	0- 0	0- 0	OVERALL	1- 0	1- 2	10- 4			
7- 2	0- 0	0- 0	HOME	1- 0	1- 0	5- 2			
5- 4	0- 0	0- 0	AWAY	0- 0	0- 2	5- 2			
0- 0	0- 0	0- 0	NEUTRAL	0- 0	0- 0	0- 0			
8- 4	0- 0	0- 0	NON-CONFERENCE	0- 0	0- 1	8- 3			
4- 2	0- 0	0- 0	HOME	0- 0	0- 0	4- 2			
4- 2	0- 0	0- 0	AWAY	0- 0	0- 1	4- 1			
0- 0	0- 0	0- 0	NEUTRAL	0- 0	0- 0	0- 0			
4- 2	0- 0	0- 0	CONFERENCE	1- 0	1- 1	2- 1			
3- 0	0- 0	0- 0	HOME	1- 0	1- 0	1- 0			
1- 2	0- 0	0- 0	AWAY	0- 0	0- 1	1- 1			
0- 0	0- 0	0- 0	NEUTRAL	0- 0	0- 0	0- 0			

RPI S	Opponent	Score	RPI S	Opponent	Score	RPI S	Opponent	Score	RPI S	Opponent	Score	Team's RPI: 156
						92	H Cornell	72 67	118	A Penn	60	86
									123	A VCU	72	85
									142	H Columbia	69	60
									151	A Yale	51	73
									151	H Yale	76	73
									171	H Providence	77	70
									174	A Princeton	98	88
									205	A Binghamton	83	72
									206	A Sacred Heart	80	66
									231	H Colgate	62	67
									255	H Howard	83	78
									267	H Manhattan	57	58
									272	A Vermont	62	50
									299	H Rhode Island	76	65
									300	A Bryant	67	70
									311	H Saint Peter's	80	71
									347	A Morgan St.	68	51
LAST 12 Division I GAMES:												
			142	H Columbia	69 60				347	A Morgan St.	68	51
			92	H Cornell	72 67				123	A VCU	72	85
			151	A Yale	51 73				311	H Saint Peter's	80	71
			151	H Yale	76 73				272	A Vermont	62	50
			118	A Penn	60 86				171	H Providence	77	70
			174	A Princeton	98 88				299	H Rhode Island	76	65

Non-Div I Games: Rhode Island Col. 90 44

Brown

■ Loss,
 ■ Non-Conf,
 ■ S Site,
 ■ H Home
 ■ A Away
 N Neutral

Average RPI Win:	306	WON-LOST	WINNING	LAST 10	STRENGTH OF	OPP. STRENGTH	TEAM	ADJ.	CONF.	ADJ CONF.
Average RPI Loss:	216	RECORD	PCT. RANK	GAMES	SCHEDULE	OF SCHEDULE	RPI	RPI	RPI	RPI
DIV. I ONLY	10- 13	212	4- 6	340	327	300	300	31	31	
DIV. I NON-CONF.	5- 6	186	0- 0	325	224	270	270	32	32	
TOTALS	RPI 1-25	RPI 26-50	W-L RECORDS	RPI 51-100	RPI 101-150	RPI 150+				
10- 13	0- 0	0- 0	OVERALL	0- 1	0- 2	10- 10				
6- 2	0- 0	0- 0	HOME	0- 0	0- 1	6- 1				
3- 10	0- 0	0- 0	AWAY	0- 1	0- 1	3- 8				
1- 1	0- 0	0- 0	NEUTRAL	0- 0	0- 0	1- 1				
5- 6	0- 0	0- 0	NON-CONFERENCE	0- 1	0- 2	5- 3				
3- 1	0- 0	0- 0	HOME	0- 0	0- 1	3- 0				
1- 4	0- 0	0- 0	AWAY	0- 1	0- 1	1- 2				
1- 1	0- 0	0- 0	NEUTRAL	0- 0	0- 0	1- 1				
5- 7	0- 0	0- 0	CONFERENCE	0- 0	0- 0	5- 7				
3- 1	0- 0	0- 0	HOME	0- 0	0- 0	3- 1				
2- 6	0- 0	0- 0	AWAY	0- 0	0- 0	2- 6				
0- 0	0- 0	0- 0	NEUTRAL	0- 0	0- 0	0- 0				

RPI 1-25			RPI 26-50			RPI 51-100			RPI 101+			Team's RPI: 300
RPI	S	Opponent	Score	RPI	S	Opponent	Score	RPI	S	Opponent	Score	
						100 A New Hampshire	60 62					
								119 H Maine			52 77	
								141 A Pittsburgh			60 76	
								156 H Brown			70 67	
								171 N Providence			51 62	
								189 A Rutgers			42 50	
								206 A Sacred Heart			59 66	
								206 H Sacred Heart			53 65	
								213 A Saint Francis (PA)			67 79	
								216 A Robert Morris			46 62	
								272 A Vermont			63 57	
								298 A Massachusetts			62 68	
								299 N Rhode Island			62 56	
								304 H Holy Cross			76 74	
								305 A Central Conn. St.			52 53	
								318 A Mt. St. Mary's			53 61	
								318 H Mt. St. Mary's			78 62	
								321 A St. Francis Brooklyn			47 63	
								333 A LIU Brooklyn			62 53	
								339 H UMass Lowell			73 62	
								342 H Wagner			70 61	
								346 A Fairleigh Dickinson			56 48	
								346 H Fairleigh Dickinson			50 48	
LAST 12 Division I GAMES:												
318 A		Mt. St. Mary's	53 61	342 H		Wagner	70 61					
206 A		Sacred Heart	59 66	206 H		Sacred Heart	53 65					
346 H		Fairleigh Dickinson	50 48	346 A		Fairleigh Dickinson	56 48					
305 A		Central Conn. St.	52 53	318 H		Mt. St. Mary's	78 62					
213 A		Saint Francis (PA)	67 79	333 A		LIU Brooklyn	62 53					
216 A		Robert Morris	46 62	321 A		St. Francis Brooklyn	47 63					

Non-Div I Games:

Bryant

■ Loss,
 ■ Non-Conf,
 ■ S Site,
 ■ H Home
 ■ A Away
 N Neutral

Average RPI Win:	211	WON-LOST	WINNING	LAST 10	STRENGTH OF	OPP. STRENGTH	TEAM	ADJ.	CONF.	ADJ CONF.
Average RPI Loss:	156	RECORD	PCT. RANK	GAMES	SCHEDULE	OF SCHEDULE	RPI	RPI	RPI	RPI
DIV. I ONLY	17- 5	27	8- 2	194	233	58	58	23	23	
DIV. I NON-CONF.	8- 3	67	1- 0	198	138	73	73	25	25	
TOTALS	RPI 1-25	RPI 26-50	W-L RECORDS	RPI 51-100	RPI 101-150	RPI 150+				
17- 5	0- 0	0- 1	OVERALL	1- 1	2- 0	14- 3				
9- 0	0- 0	0- 0	HOME	1- 0	1- 0	7- 0				
8- 5	0- 0	0- 0	AWAY	0- 0	1- 0	7- 0				
0- 0	0- 0	0- 0	NEUTRAL	0- 0	0- 0	0- 0				
8- 3	0- 0	0- 1	NON-CONFERENCE	1- 1	1- 0	6- 1				
4- 0	0- 0	0- 0	HOME	1- 0	0- 0	3- 0				
4- 3	0- 0	0- 1	AWAY	0- 1	1- 0	3- 1				
0- 0	0- 0	0- 0	NEUTRAL	0- 0	0- 0	0- 0				
9- 2	0- 0	0- 0	CONFERENCE	0- 0	1- 0	8- 2				
5- 0	0- 0	0- 0	HOME	0- 0	1- 0	4- 0				
4- 2	0- 0	0- 0	AWAY	0- 0	0- 0	4- 2				
0- 0	0- 0	0- 0	NEUTRAL	0- 0	0- 0	0- 0				

RPI 1-25				RPI 26-50				RPI 51-100				Team's RPI: 58	RPI 101+			
RPI	S	Opponent	Score	RPI	S	Opponent	Score	RPI	S	Opponent	Score		RPI	S	Opponent	Score
				27	A	Elon	58 64	72	H	Drexel	78 66		111	A	Saint Joseph's	64 61
								85	A	North Carolina	50 65		122	H	Navy	67 64
													170	A	Army West Point	60 56
													170	H	Army West Point	68 62
													175	A	American	47 59
													175	H	American	73 67
													189	A	Rutgers	53 57
													194	H	Cleveland St.	77 66
													205	A	Binghamton	67 57
													211	A	Akron	61 47
													224	A	St. Bonaventure	57 35
													231	H	Colgate	79 56
													242	A	Loyola Maryland	72 66
													267	H	Manhattan	69 64
													275	A	Boston U.	66 50
													304	A	Holy Cross	51 63
													304	H	Holy Cross	77 48
													306	H	NJIT	67 36
													312	A	Lehigh	77 58
LAST 12 Division I GAMES:																
				304	A	Holy Cross	51 63	312	A	Lehigh	77 58					
				175	A	American	47 59	304	H	Holy Cross	77 48					
				170	H	Army West Point	68 62	175	H	American	73 67					
				275	A	Boston U.	66 50	170	A	Army West Point	60 56					
				242	A	Loyola Maryland	72 66	122	H	Navy	67 64					
				231	H	Colgate	79 56	267	H	Manhattan	69 64					

Non-Div I Games:

Bucknell

■ Loss,
 ■ Non-Conf, S Site,
 ■ Home
 ■ Away
 N Neutral

Average RPI Win:	191	WON-LOST	WINNING	LAST 10	STRENGTH OF	OPP. STRENGTH	TEAM	ADJ.	CONF.	ADJ CONF.
Average RPI Loss:	77	RECORD	PCT. RANK	GAMES	SCHEDULE	OF SCHEDULE	RPI	RPI	RPI	RPI
DIV. I ONLY	16- 6	53	5- 5	122	122	69	69	10	10	
DIV. I NON-CONF.	10- 1	16	0- 1	203	182	51	51	11	11	
TOTALS	RPI 1-25	RPI 26-50	W-L RECORDS	RPI 51-100	RPI 101-150	RPI 150+				
16- 6	0- 0	0- 2	OVERALL	1- 3	4- 1	11- 0				
10- 2	0- 0	0- 0	HOME	1- 1	2- 1	7- 0				
6- 3	0- 0	0- 1	AWAY	0- 2	2- 0	4- 0				
0- 1	0- 0	0- 1	NEUTRAL	0- 0	0- 0	0- 0				
10- 1	0- 0	0- 1	NON-CONFERENCE	0- 0	3- 0	7- 0				
7- 0	0- 0	0- 0	HOME	0- 0	1- 0	6- 0				
3- 0	0- 0	0- 0	AWAY	0- 0	2- 0	1- 0				
0- 1	0- 0	0- 1	NEUTRAL	0- 0	0- 0	0- 0				
6- 5	0- 0	0- 1	CONFERENCE	1- 3	1- 1	4- 0				
3- 2	0- 0	0- 0	HOME	1- 1	1- 1	1- 0				
3- 3	0- 0	0- 1	AWAY	0- 2	0- 0	3- 0				
0- 0	0- 0	0- 0	NEUTRAL	0- 0	0- 0	0- 0				

RPI S	Opponent	Score	RPI S	Opponent	Score	RPI S	Opponent	Score	RPI S	Opponent	Score
			35 N	Harvard	62 74	83 A	Central Mich.	71 88	106 H	Kent St.	77 62
			44 A	Ohio	55 83	83 H	Central Mich.	67 56	107 A	Duquesne	71 69
						87 A	Toledo	63 85	115 A	Fordham	58 54
						87 H	Toledo	64 73	128 H	Ball St.	75 89
									137 H	UCF	66 65
									162 A	Western Mich.	62 47
									182 H	Hofstra	74 50
									206 H	Sacred Heart	76 55
									218 A	Miami (OH)	68 51
									218 H	Miami (OH)	71 45
									219 H	Niagara	73 63
									224 H	St. Bonaventure	68 47
									245 A	Canisius	65 52
									261 A	Bowling Green	61 50
									267 H	Manhattan	73 39
									298 H	Massachusetts	61 47
LAST 12 Division I GAMES:											
106 H	Kent St.	77 62	218 A	Miami (OH)	68 51						
87 A	Toledo	63 85	87 H	Toledo	64 73						
162 A	Western Mich.	62 47	83 A	Central Mich.	71 88						
128 H	Ball St.	75 89	44 A	Ohio	55 83						
83 H	Central Mich.	67 56	218 H	Miami (OH)	71 45						
261 A	Bowling Green	61 50	35 N	Harvard	62 74						

Non-Div I Games:

Buffalo

■ Loss,
 ■ Non-Conf, S Site,
 ■ Home
 ■ Away
 N Neutral

Average RPI Win: 221	WON-LOST	WINNING	LAST 10	STRENGTH OF	OPP. STRENGTH	TEAM	ADJ.	CONF.	ADJ CONF.
Average RPI Loss: 101	RECORD	PCT. RANK	GAMES	SCHEDULE	OF SCHEDULE	RPI	RPI	RPI	RPI
DIV. I ONLY	5- 18	309	2- 8	84	82	238	238	7	7
DIV. I NON-CONF.	3- 8	262	0- 0	139	176	275	275	7	7
TOTALS	RPI 1-25	RPI 26-50	W-L RECORDS	RPI 51-100	RPI 101-150	RPI 150+			
5- 18	0- 2	0- 4	OVERALL	0- 3	0- 4	5- 5			
4- 8	0- 0	0- 2	HOME	0- 2	0- 2	4- 2			
1- 10	0- 2	0- 2	AWAY	0- 1	0- 2	1- 3			
0- 0	0- 0	0- 0	NEUTRAL	0- 0	0- 0	0- 0			
3- 8	0- 0	0- 2	NON-CONFERENCE	0- 0	0- 4	3- 2			
3- 4	0- 0	0- 1	HOME	0- 0	0- 2	3- 1			
0- 4	0- 0	0- 1	AWAY	0- 0	0- 2	0- 1			
0- 0	0- 0	0- 0	NEUTRAL	0- 0	0- 0	0- 0			
2- 10	0- 2	0- 2	CONFERENCE	0- 3	0- 0	2- 3			
1- 4	0- 0	0- 1	HOME	0- 2	0- 0	1- 1			
1- 6	0- 2	0- 1	AWAY	0- 1	0- 0	1- 2			
0- 0	0- 0	0- 0	NEUTRAL	0- 0	0- 0	0- 0			

RPI 1-25				RPI 26-50				RPI 51-100				RPI 101+ Team's RPI: 238			
RPI	S	Opponent	Score	RPI	S	Opponent	Score	RPI	S	Opponent	Score	RPI	S	Opponent	Score
16	A	DePaul	69 100	29	H	South Fla.	59 74	66	A	St. John's (NY)	55 62	120	A	Arkansas	50 68
22	A	Creighton	52 67	33	A	Green Bay	34 61	66	H	St. John's (NY)	41 62	124	A	TCU	47 73
				43	A	Marquette	53 91	67	H	Villanova	69 70	128	H	Ball St.	50 74
				47	H	Georgetown	52 58					137	H	UCF	59 66
												171	A	Providence	51 68
												173	A	Xavier	65 62
												173	H	Xavier	43 53
												181	A	Seton Hall	63 65
												181	H	Seton Hall	79 58
												187	H	ETSU	59 68
												200	H	Indiana St.	66 48
												204	A	Wisconsin	55 60
												227	H	Bradley	58 56
												323	H	Fort Wayne	70 64
LAST 12 Division I GAMES:															
173	H	Xavier	43 53	16	A	DePaul	69 100	173	A	Xavier	65 62				
181	A	Seton Hall	63 65	66	A	St. John's (NY)	55 62	181	H	Seton Hall	79 58				
66	A	St. John's (NY)	55 62	47	H	Georgetown	52 58	171	A	Providence	51 68				
47	H	Georgetown	52 58	67	H	Villanova	69 70	22	A	Creighton	52 67				
67	H	Villanova	69 70	43	A	Marquette	53 91								

Non-Div I Games:

Butler

■ Loss,
 ■ Non-Conf,
 ■ S Site,
 ■ H Home
 ■ A Away
 N Neutral

CSU Bakersfield

Through Games Of Feb. 7, 2017

Average RPI Win:	285	WON-LOST	WINNING	LAST 10	STRENGTH OF	OPP. STRENGTH	TEAM	ADJ.	CONF.	ADJ CONF.
Average RPI Loss:	164	RECORD	PCT. RANK	GAMES	SCHEDULE	OF SCHEDULE	RPI	RPI	RPI	RPI
DIV. I ONLY	8- 11	216	6- 4	310	213	289	289	29	29	
DIV. I NON-CONF.	3- 9	275	2- 3	294	97	311	311	29	29	
TOTALS	RPI 1-25	RPI 26-50	W-L RECORDS	RPI 51-100	RPI 101-150	RPI 150+				
8- 11	0- 1	0- 2	OVERALL	0- 1	0- 0	8- 7				
6- 5	0- 1	0- 0	HOME	0- 1	0- 0	6- 3				
2- 6	0- 0	0- 2	AWAY	0- 0	0- 0	2- 4				
0- 0	0- 0	0- 0	NEUTRAL	0- 0	0- 0	0- 0				
3- 9	0- 1	0- 2	NON-CONFERENCE	0- 1	0- 0	3- 5				
2- 4	0- 1	0- 0	HOME	0- 1	0- 0	2- 2				
1- 5	0- 0	0- 2	AWAY	0- 0	0- 0	1- 3				
0- 0	0- 0	0- 0	NEUTRAL	0- 0	0- 0	0- 0				
5- 2	0- 0	0- 0	CONFERENCE	0- 0	0- 0	5- 2				
4- 1	0- 0	0- 0	HOME	0- 0	0- 0	4- 1				
1- 1	0- 0	0- 0	AWAY	0- 0	0- 0	1- 1				
0- 0	0- 0	0- 0	NEUTRAL	0- 0	0- 0	0- 0				

RPI 1-25				RPI 26-50				RPI 51-100				RPI 101+ Team's RPI: 289			
RPI	S	Opponent	Score	RPI	S	Opponent	Score	RPI	S	Opponent	Score	RPI	S	Opponent	Score
12	H	Stanford	56 77	37	A	Oregon	62 77	59	H	South Dakota	60 75	165	H	UC Riverside	66 71
				40	A	California	63 86					196	H	New Mexico St.	55 64
												209	A	Pacific	61 91
												215	A	Seattle U	47 54
												222	H	Grand Canyon	74 59
												237	H	Hawaii	58 51
												254	H	UTRGV	74 46
												269	H	Cal Poly	57 49
												273	H	Southern Utah	59 65
												287	A	UTEP	61 74
												308	A	Pepperdine	57 62
												309	H	UMKC	52 33
												327	A	UC Irvine	86 66
												329	H	Chicago St.	83 48
												331	A	Utah Valley	63 59
LAST 12 Division I GAMES:															
222	H	Grand Canyon	74 59	215	A	Seattle U	47 54								
309	H	UMKC	52 33	269	H	Cal Poly	57 49								
329	H	Chicago St.	83 48	287	A	UTEP	61 74								
331	A	Utah Valley	63 59	308	A	Pepperdine	57 62								
196	H	New Mexico St.	55 64	327	A	UC Irvine	86 66								
254	H	UTRGV	74 46	165	H	UC Riverside	66 71								

Non-Div I Games: Stanislaus St. 78 51 Fresno Pacific 84 61

CSU Bakersfield

Loss, Non-Conf, S Site, H Home A Away N Neutral

Average RPI Win: 214	WON-LOST	WINNING	LAST 10	STRENGTH OF	OPP. STRENGTH	TEAM	ADJ.	CONF.	ADJ CONF.
Average RPI Loss: 162	RECORD	PCT. RANK	GAMES	SCHEDULE	OF SCHEDULE	RPI	RPI	RPI	RPI
DIV. I ONLY	11- 11	169	5- 5	210	196	197	197	25	25
DIV. I NON-CONF.	7- 7	165	2- 2	113	187	140	140	24	24
<hr/>									
TOTALS	RPI 1-25	RPI 26-50	W-L RECORDS	RPI 51-100	RPI 101-150	RPI 150+			
11- 11	0- 2	0- 1	OVERALL	0- 1	3- 2	8- 5			
6- 6	0- 0	0- 1	HOME	0- 0	2- 2	4- 3			
5- 5	0- 2	0- 0	AWAY	0- 1	1- 0	4- 2			
0- 0	0- 0	0- 0	NEUTRAL	0- 0	0- 0	0- 0			
7- 7	0- 2	0- 1	NON-CONFERENCE	0- 0	2- 2	5- 2			
2- 5	0- 0	0- 1	HOME	0- 0	1- 2	1- 2			
5- 2	0- 2	0- 0	AWAY	0- 0	1- 0	4- 0			
0- 0	0- 0	0- 0	NEUTRAL	0- 0	0- 0	0- 0			
4- 4	0- 0	0- 0	CONFERENCE	0- 1	1- 0	3- 3			
4- 1	0- 0	0- 0	HOME	0- 0	1- 0	3- 1			
0- 3	0- 0	0- 0	AWAY	0- 1	0- 0	0- 2			
0- 0	0- 0	0- 0	NEUTRAL	0- 0	0- 0	0- 0			

RPI 1-25				RPI 26-50				RPI 51-100				RPI 101+ Team's RPI: 197			
RPI	S	Opponent	Score	RPI	S	Opponent	Score	RPI	S	Opponent	Score	RPI	S	Opponent	Score
8	A	Washington	44 101	46	H	Michigan St.	59 63	98	A	UC Davis	65 81	101	H	Long Beach St.	63 56
12	A	Stanford	54 88									118	H	Penn	36 47
												126	A	St. Mary's (CA)	73 61
												144	H	Eastern Wash.	57 71
												147	H	Detroit	76 67
												167	A	Fresno St.	61 57
												215	A	Seattle U	68 64
												217	H	San Diego	67 76
												228	A	Weber St.	89 78
												237	H	Hawaii	67 56
												246	H	UC Santa Barbara	75 61
												258	H	Portland St.	99 72
												269	A	Cal Poly	68 79
												269	H	Cal Poly	63 70
												273	H	Southern Utah	71 77
												296	A	Northern Ariz.	83 79
												327	A	UC Irvine	52 77
												338	H	Cal St. Fullerton	58 41
<hr/>															
LAST 12 Division I GAMES:															
237	H	Hawaii	67 56	269	A	Cal Poly	68 79	338	H	Cal St. Fullerton	58 41	118	H	Penn	36 47
101	H	Long Beach St.	63 56	126	A	St. Mary's (CA)	73 61	215	A	Seattle U	68 64	273	H	Southern Utah	71 77
246	H	UC Santa Barbara	75 61	217	H	San Diego	67 76	296	A	Northern Ariz.	83 79	327	A	UC Irvine	52 77
269	H	Cal Poly	63 70	228	A	Weber St.	89 78	338	H	Cal St. Fullerton	58 41				
98	A	UC Davis	65 81												
327	A	UC Irvine	52 77												

Non-Div I Games:

CSUN

■ Loss,
■ Non-Conf,
■ S Site,
■ H Home
■ A Away
N Neutral

Average RPI Win:	265	WON-LOST	WINNING	LAST 10	STRENGTH OF	OPP. STRENGTH	TEAM	ADJ.	CONF.	ADJ CONF.
Average RPI Loss:	154	RECORD	PCT. RANK	GAMES	SCHEDULE	OF SCHEDULE	RPI	RPI	RPI	RPI
DIV. I ONLY	7- 14	263	3- 7	195	228	269	269	25	25	
DIV. I NON-CONF.	4- 8	230	0- 3	230	226	288	288	24	24	
TOTALS	RPI 1-25	RPI 26-50	W-L RECORDS	RPI 51-100	RPI 101-150	RPI 150+				
7- 14	0- 2	0- 0	OVERALL	0- 2	0- 3	7- 7				
6- 5	0- 0	0- 0	HOME	0- 1	0- 2	6- 2				
1- 9	0- 2	0- 0	AWAY	0- 1	0- 1	1- 5				
0- 0	0- 0	0- 0	NEUTRAL	0- 0	0- 0	0- 0				
4- 8	0- 2	0- 0	NON-CONFERENCE	0- 1	0- 2	4- 3				
4- 2	0- 0	0- 0	HOME	0- 0	0- 2	4- 0				
0- 6	0- 2	0- 0	AWAY	0- 1	0- 0	0- 3				
0- 0	0- 0	0- 0	NEUTRAL	0- 0	0- 0	0- 0				
3- 6	0- 0	0- 0	CONFERENCE	0- 1	0- 1	3- 4				
2- 3	0- 0	0- 0	HOME	0- 1	0- 0	2- 2				
1- 3	0- 0	0- 0	AWAY	0- 0	0- 1	1- 2				
0- 0	0- 0	0- 0	NEUTRAL	0- 0	0- 0	0- 0				

RPI 1-25				RPI 26-50				RPI 51-100				RPI 101+ Team's RPI: 269			
RPI	S	Opponent	Score	RPI	S	Opponent	Score	RPI	S	Opponent	Score	RPI	S	Opponent	Score
11	A	UCLA	64 80					63	A	Montana St.	52 71	101	A	Long Beach St.	80 83
12	A	Stanford	55 83					98	H	UC Davis	53 61	126	H	St. Mary's (CA)	71 79
												149	H	San Francisco	67 73
												165	A	UC Riverside	59 68
												165	H	UC Riverside	69 72
												197	A	CSUN	70 63
												197	H	CSUN	79 68
												222	A	Grand Canyon	59 64
												237	A	Hawaii	57 66
												237	H	Hawaii	79 87
												246	H	UC Santa Barbara	78 67
												276	A	Sacramento St.	96 97
												282	H	North Dakota St.	73 46
												289	A	CSU Bakersfield	49 57
												296	H	Northern Ariz.	58 53
												308	H	Pepperdine	62 52
												331	H	Utah Valley	77 65
LAST 12 Division I GAMES:															
165	H	UC Riverside	69 72	165	A	UC Riverside	59 68								
98	H	UC Davis	53 61	197	H	CSUN	79 68								
237	A	Hawaii	57 66	246	H	UC Santa Barbara	78 67								
197	A	CSUN	70 63	289	A	CSU Bakersfield	49 57								
237	H	Hawaii	79 87	63	A	Montana St.	52 71								
101	A	Long Beach St.	80 83	149	H	San Francisco	67 73								

Non-Div I Games:

Cal Poly

■ Loss,
■ Non-Conf, S Site,
■ Home
■ Away
N Neutral

Average RPI Win:	328	WON-LOST	WINNING	LAST 10	STRENGTH OF	OPP. STRENGTH	TEAM	ADJ.	CONF.	ADJ CONF.
Average RPI Loss:	191	RECORD	PCT. RANK	GAMES	SCHEDULE	OF SCHEDULE	RPI	RPI	RPI	RPI
DIV. I ONLY	2- 18	336	1- 8	269	281	338	338	25	25	
DIV. I NON-CONF.	1- 10	325	0- 2	319	299	346	346	24	24	
TOTALS	RPI 1-25	RPI 26-50	W-L RECORDS	RPI 51-100	RPI 101-150	RPI 150+				
2- 18	0- 0	0- 0	OVERALL	0- 2	0- 5	2- 11				
2- 8	0- 0	0- 0	HOME	0- 1	0- 3	2- 4				
0- 10	0- 0	0- 0	AWAY	0- 1	0- 2	0- 7				
0- 0	0- 0	0- 0	NEUTRAL	0- 0	0- 0	0- 0				
1- 10	0- 0	0- 0	NON-CONFERENCE	0- 0	0- 4	1- 6				
1- 5	0- 0	0- 0	HOME	0- 0	0- 2	1- 3				
0- 5	0- 0	0- 0	AWAY	0- 0	0- 2	0- 3				
0- 0	0- 0	0- 0	NEUTRAL	0- 0	0- 0	0- 0				
1- 8	0- 0	0- 0	CONFERENCE	0- 2	0- 1	1- 5				
1- 3	0- 0	0- 0	HOME	0- 1	0- 1	1- 1				
0- 5	0- 0	0- 0	AWAY	0- 1	0- 0	0- 4				
0- 0	0- 0	0- 0	NEUTRAL	0- 0	0- 0	0- 0				

RPI 1-25				RPI 26-50				RPI 51-100				RPI 101+				Team's RPI: 338	
RPI	S	Opponent	Score	RPI	S	Opponent	Score	RPI	S	Opponent	Score	RPI	S	Opponent	Score		
								98	A	UC Davis	39	59	101	H	Long Beach St.	48	65
								98	H	UC Davis	51	70	103	A	Wyoming	26	61
												140	H	Idaho	86	88	
												142	H	Columbia	46	61	
												144	A	Eastern Wash.	67	84	
												165	A	UC Riverside	45	68	
												197	A	CSUN	41	58	
												210	H	Loyola Marymount	62	77	
												217	A	San Diego	50	103	
												234	H	San Diego St.	61	71	
												237	A	Hawaii	50	60	
												246	A	UC Santa Barbara	37	57	
												246	H	UC Santa Barbara	49	56	
												258	A	Portland St.	73	81	
												302	A	Denver	58	77	
												308	H	Pepperdine	58	69	
												327	H	UC Irvine	64	53	
												328	H	Montana	72	56	
LAST 12 Division I GAMES:																	
246	A	UC Santa Barbara	37	57	237	A	Hawaii	50	60								
98	A	UC Davis	39	59	246	H	UC Santa Barbara	49	56								
101	H	Long Beach St.	48	65	197	A	CSUN	41	58								
165	A	UC Riverside	45	68	142	H	Columbia	46	61								
98	H	UC Davis	51	70	234	H	San Diego St.	61	71								
327	H	UC Irvine	64	53	308	H	Pepperdine	58	69								

Non-Div I Games: Antelope Valley 64 56 Whittier 97 49

Cal St. Fullerton

Loss, Non-Conf, S Site, H Home A Away N Neutral

California

Through Games Of Feb. 7, 2017

Average RPI Win:	155	WON-LOST	WINNING	LAST 10	STRENGTH OF	OPP. STRENGTH	TEAM	ADJ.	CONF.	ADJ CONF.
Average RPI Loss:	32	RECORD	PCT. RANK	GAMES	SCHEDULE	OF SCHEDULE	RPI	RPI	RPI	RPI
DIV. I ONLY	17- 7	64	4- 6	67	30	40	40	1	1	
DIV. I NON-CONF.	12- 0	1	0- 0	207	161	29	29	1	1	
TOTALS	RPI 1-25	RPI 26-50	W-L RECORDS	RPI 51-100	RPI 101-150	RPI 150+				
17- 7	2- 4	0- 1	OVERALL	2- 2	6- 0	7- 0				
10- 3	1- 2	0- 1	HOME	1- 0	3- 0	5- 0				
4- 4	0- 2	0- 0	AWAY	1- 2	2- 0	1- 0				
3- 0	1- 0	0- 0	NEUTRAL	0- 0	1- 0	1- 0				
12- 0	1- 0	0- 0	NON-CONFERENCE	0- 0	4- 0	7- 0				
7- 0	0- 0	0- 0	HOME	0- 0	2- 0	5- 0				
2- 0	0- 0	0- 0	AWAY	0- 0	1- 0	1- 0				
3- 0	1- 0	0- 0	NEUTRAL	0- 0	1- 0	1- 0				
5- 7	1- 4	0- 1	CONFERENCE	2- 2	2- 0	0- 0				
3- 3	1- 2	0- 1	HOME	1- 0	1- 0	0- 0				
2- 4	0- 2	0- 0	AWAY	1- 2	1- 0	0- 0				
0- 0	0- 0	0- 0	NEUTRAL	0- 0	0- 0	0- 0				

RPI S	Opponent	Score	RPI S	Opponent	Score	RPI S	Opponent	Score	RPI S	Opponent	Score
6	H Oregon St.	56 66	37	H Oregon	66 69	56	A Washington St.	79 84	107	H Duquesne	86 66
8	A Washington	67 90				70	A Utah	57 63	117	N Southern Miss.	71 51
11	H UCLA	80 77				75	H Southern California	63 56	125	A Arizona	74 64
15	N Oklahoma	82 74				89	A Colorado	65 53	125	H Arizona	71 60
24	A Arizona St.	62 72							126	A St. Mary's (CA)	74 67
24	H Arizona St.	45 54							149	H San Francisco	75 52
									158	H Santa Clara	73 58
									165	H UC Riverside	71 56
									179	A Nebraska	86 65
									276	H Sacramento St.	97 73
									289	H CSU Bakersfield	86 63
									312	H Lehigh	96 63
									324	N Arkansas St.	80 55
LAST 12 Division I GAMES:											
75	H Southern California	63 56	70	A Utah	57 63						
11	H UCLA	80 77	89	A Colorado	65 53						
56	A Washington St.	79 84	37	H Oregon	66 69						
8	A Washington	67 90	6	H Oregon St.	56 66						
125	H Arizona	71 60	24	A Arizona St.	62 72						
24	H Arizona St.	45 54	125	A Arizona	74 64						

Non-Div I Games:

California

Loss, Non-Conf, S Site, H Home A Away N Neutral

Average RPI Win: 299		WON-LOST	WINNING	LAST 10	STRENGTH OF	OPP. STRENGTH	TEAM	ADJ.	CONF.	ADJ CONF.
Average RPI Loss: 175		RECORD	PCT. RANK	GAMES	SCHEDULE	OF SCHEDULE	RPI	RPI	RPI	RPI
DIV. I ONLY		13- 6	77	7- 3	341	335	221	221	28	28
DIV. I NON-CONF.		5- 3	121	0- 0	336	343	238	238	28	28
TOTALS		RPI 1-25	RPI 26-50	W-L RECORDS	RPI 51-100	RPI 101-150	RPI 150+			
13- 6	0- 0		0- 0	OVERALL	0- 0	0- 3	13- 3			
5- 4	0- 0		0- 0	HOME	0- 0	0- 2	5- 2			
6- 2	0- 0		0- 0	AWAY	0- 0	0- 1	6- 1			
2- 0	0- 0		0- 0	NEUTRAL	0- 0	0- 0	2- 0			
5- 3	0- 0		0- 0	NON-CONFERENCE	0- 0	0- 2	5- 1			
1- 2	0- 0		0- 0	HOME	0- 0	0- 1	1- 1			
2- 1	0- 0		0- 0	AWAY	0- 0	0- 1	2- 0			
2- 0	0- 0		0- 0	NEUTRAL	0- 0	0- 0	2- 0			
8- 3	0- 0		0- 0	CONFERENCE	0- 0	0- 1	8- 2			
4- 2	0- 0		0- 0	HOME	0- 0	0- 1	4- 1			
4- 1	0- 0		0- 0	AWAY	0- 0	0- 0	4- 1			
0- 0	0- 0		0- 0	NEUTRAL	0- 0	0- 0	0- 0			

RPI 1-25				RPI 26-50				RPI 51-100				RPI 101+ Team's RPI: 221			
RPI	S	Opponent	Score	RPI	S	Opponent	Score	RPI	S	Opponent	Score	RPI	S	Opponent	Score
												104	A	Mercer	60 76
												123	H	VCU	53 66
												139	H	Radford	42 61
												187	H	ETSU	55 56
												223	A	Presbyterian	49 39
												243	H	Liberty	52 58
												244	A	UNC Asheville	61 55
												253	A	Charleston So.	43 60
												253	H	Charleston So.	54 37
												286	A	Western Caro.	50 48
												288	H	High Point	58 33
												291	N	Ark.-Pine Bluff	51 31
												292	A	Gardner-Webb	73 61
												317	A	USC Upstate	56 41
												326	H	Winthrop	61 32
												336	A	Longwood	66 54
												336	H	Longwood	74 50
												344	H	N.C. Central	61 30
												347	N	Morgan St.	62 51
LAST 12 Division I GAMES:															
				253	A	Charleston So.	43 60	326	H	Winthrop	61 32				
				336	H	Longwood	74 50	223	A	Presbyterian	49 39				
				243	H	Liberty	52 58	139	H	Radford	42 61				
				292	A	Gardner-Webb	73 61	253	H	Charleston So.	54 37				
				288	H	High Point	58 33	244	A	UNC Asheville	61 55				
				336	A	Longwood	66 54	347	N	Morgan St.	62 51				

Non-Div I Games:	Columbia (SC)	73	32	Saint Augustine's	69	33	St. Andrews	94	39
------------------	---------------	----	----	-------------------	----	----	-------------	----	----

Campbell

Loss, Non-Conf, S Site, H Home A Away N Neutral

Average RPI Win:	242	WON-LOST	WINNING	LAST 10	STRENGTH OF	OPP. STRENGTH	TEAM	ADJ.	CONF.	ADJ CONF.
Average RPI Loss:	155	RECORD	PCT. RANK	GAMES	SCHEDULE	OF SCHEDULE	RPI	RPI	RPI	RPI
DIV. I ONLY	7- 16	276	4- 6	159	251	245	245	17	17	
DIV. I NON-CONF.	1- 8	314	0- 0	68	253	258	258	17	17	
TOTALS	RPI 1-25	RPI 26-50	W-L RECORDS	RPI 51-100	RPI 101-150	RPI 150+				
7- 16	0- 0	0- 2	OVERALL	0- 2	0- 4	7- 8				
3- 8	0- 0	0- 1	HOME	0- 1	0- 3	3- 3				
4- 8	0- 0	0- 1	AWAY	0- 1	0- 1	4- 5				
0- 0	0- 0	0- 0	NEUTRAL	0- 0	0- 0	0- 0				
1- 8	0- 0	0- 1	NON-CONFERENCE	0- 2	0- 1	1- 4				
0- 4	0- 0	0- 0	HOME	0- 1	0- 1	0- 2				
1- 4	0- 0	0- 1	AWAY	0- 1	0- 0	1- 2				
0- 0	0- 0	0- 0	NEUTRAL	0- 0	0- 0	0- 0				
6- 8	0- 0	0- 1	CONFERENCE	0- 0	0- 3	6- 4				
3- 4	0- 0	0- 1	HOME	0- 0	0- 2	3- 1				
3- 4	0- 0	0- 0	AWAY	0- 0	0- 1	3- 3				
0- 0	0- 0	0- 0	NEUTRAL	0- 0	0- 0	0- 0				

RPI S	Opponent	Score	RPI S	Opponent	Score	RPI S	Opponent	Score	RPI S	Opponent	Score	Team's RPI: 245
31	A Ohio St.	56 89	69	H Buffalo	52 65	127	H Rider	70 71				
49	H Quinnipiac	53 64	92	A Cornell	43 60	130	H Lamar University	51 65				
						148	A Iona	52 55				
						148	H Iona	45 58				
						180	H Fairfield	63 49				
						185	H Northeastern	59 83				
						188	A Morehead St.	68 77				
						198	A Siena	42 67				
						211	H Akron	64 73				
						213	A Saint Francis (PA)	74 95				
						219	A Niagara	65 57				
						224	A St. Bonaventure	74 57				
						225	A Monmouth	53 55				
						225	H Monmouth	74 54				
						232	A Marist	60 67				
						232	H Marist	74 85				
						267	A Manhattan	62 57				
						267	H Manhattan	58 48				
						311	A Saint Peter's	59 54				
LAST 12 Division I GAMES:												
148	H Iona	45 58	225	A Monmouth	53 55							
267	H Manhattan	58 48	311	A Saint Peter's	59 54							
232	A Marist	60 67	49	H Quinnipiac	53 64							
198	A Siena	42 67	232	H Marist	74 85							
180	H Fairfield	63 49	267	A Manhattan	62 57							
219	A Niagara	65 57	148	A Iona	52 55							

Non-Div I Games:

Canisius

■ Loss,
■ Non-Conf,
■ S Site,
■ H Home
■ A Away
N Neutral

Average RPI Win:	267	WON-LOST	WINNING	LAST 10	STRENGTH OF	OPP. STRENGTH	TEAM	ADJ.	CONF.	ADJ CONF.
Average RPI Loss:	87	RECORD	PCT. RANK	GAMES	SCHEDULE	OF SCHEDULE	RPI	RPI	RPI	RPI
DIV. I ONLY	13- 4	34	9- 1	294	252	113	113	27	27	
DIV. I NON-CONF.	4- 2	97	1- 0	258	65	96	96	27	27	
TOTALS	RPI 1-25	RPI 26-50	W-L RECORDS	RPI 51-100	RPI 101-150	RPI 150+				
13- 4	0- 1	0- 0	OVERALL	0- 1	1- 2	12- 0				
5- 1	0- 0	0- 0	HOME	0- 0	0- 1	5- 0				
6- 3	0- 0	0- 0	AWAY	0- 1	1- 0	5- 0				
2- 0	0- 0	0- 0	NEUTRAL	0- 0	0- 0	2- 0				
4- 2	0- 1	0- 0	NON-CONFERENCE	0- 1	0- 0	4- 0				
1- 0	0- 0	0- 0	HOME	0- 0	0- 0	1- 0				
1- 2	0- 1	0- 0	AWAY	0- 1	0- 0	1- 0				
2- 0	0- 0	0- 0	NEUTRAL	0- 0	0- 0	2- 0				
9- 2	0- 0	0- 0	CONFERENCE	0- 0	1- 2	8- 0				
4- 1	0- 0	0- 0	HOME	0- 0	0- 1	4- 0				
5- 1	0- 0	0- 0	AWAY	0- 0	1- 1	4- 0				
0- 0	0- 0	0- 0	NEUTRAL	0- 0	0- 0	0- 0				

RPI 1-25				RPI 26-50				RPI 51-100				RPI 101+ Team's RPI: 113			
RPI	S	Opponent	Score	RPI	S	Opponent	Score	RPI	S	Opponent	Score	RPI	S	Opponent	Score
20	A	Texas A&M	49 74					64	A	Texas Tech	45 79	110	A	SFA	67 63
												130	H	Lamar University	56 70
												135	A	Abilene Christian	76 83
												164	N	Houston	69 55
												195	A	New Orleans	55 51
												243	N	Liberty	61 41
												265	A	McNeese	72 49
												265	H	McNeese	67 52
												301	H	Northwestern St.	76 43
												303	A	A&M-Corpus Christi	49 41
												310	A	Alcorn	71 57
												310	H	Alcorn	59 45
												334	H	Southeastern La.	77 55
												335	H	Incarinate Word	63 50
												337	A	Houston Baptist	80 49
LAST 12 Division I GAMES:															
334	H	Southeastern La.	77 55	303	A	A&M-Corpus Christi	49 41								
265	A	McNeese	72 49	337	A	Houston Baptist	80 49								
335	H	Incarinate Word	63 50	135	A	Abilene Christian	76 83								
110	A	SFA	67 63	301	H	Northwestern St.	76 43								
195	A	New Orleans	55 51	130	H	Lamar University	56 70								
265	H	McNeese	67 52	164	N	Houston	69 55								

Non-Div I Games: Crowley's Ridge 102 31 Williams Baptist 82 32 Central Baptist 94 47 Hendrix 71 39
Central Ark.

GENERAL CONF. DET.				THROUGH GAMES OF REG. 17, 1917						
Average RPI Win:	309	WON-LOST	WINNING	LAST 10	STRENGTH OF	OPP. STRENGTH	TEAM	ADJ.	CONF.	ADJ CONF.
Average RPI Loss:	199	RECORD	PCT. RANK	GAMES	SCHEDULE	OF SCHEDULE	RPI	RPI	RPI	RPI
DIV. I ONLY	9- 14	232	6- 4	334	308	305	305	31	31	
DIV. I NON-CONF.	1- 10	325	0- 0	242	158	334	334	32	32	

TOTALS	RPI 1-25	RPI 26-50		W-L RECORDS	RPI 51-100		RPI 101-150		RPI 150+	
9- 14	0- 0	0- 2		OVERALL	0- 1		0- 0		9- 11	
6- 3	0- 0	0- 0		HOME	0- 0		0- 0		6- 3	
3- 10	0- 0	0- 2		AWAY	0- 1		0- 0		3- 7	
0- 1	0- 0	0- 0		NEUTRAL	0- 0		0- 0		0- 1	
1- 10	0- 0	0- 2		NON-CONFERENCE	0- 1		0- 0		1- 7	
1- 2	0- 0	0- 0		HOME	0- 0		0- 0		1- 2	
0- 7	0- 0	0- 2		AWAY	0- 1		0- 0		0- 4	
0- 1	0- 0	0- 0		NEUTRAL	0- 0		0- 0		0- 1	
8- 4	0- 0	0- 0		CONFERENCE	0- 0		0- 0		8- 4	
5- 1	0- 0	0- 0		HOME	0- 0		0- 0		5- 1	
3- 3	0- 0	0- 0		AWAY	0- 0		0- 0		3- 3	
0- 0	0- 0	0- 0		NEUTRAL	0- 0		0- 0		0- 0	

RPI 1-25				RPI 26-50				RPI 51-100				RPI 101+				Team's RPI: 305	
RPI	S	Opponent	Score	RPI	S	Opponent	Score	RPI	S	Opponent	Score	RPI	S	Opponent	Score		
				34	A	Syracuse	63 95	100	A	New Hampshire	52 56	168	H	Hartford	58 68		
				45	A	Virginia Tech	47 81					177	A	Boston College	46 66		
												181	A	Seton Hall	70 78		
												206	H	Sacred Heart	67 50		
												213	A	Saint Francis (PA)	81 87		
												214	A	Dartmouth	51 61		
												216	A	Robert Morris	46 55		
												234	N	San Diego St.	62 80		
												252	H	Stony Brook	59 64		
												272	H	Vermont	78 76		
												298	A	Massachusetts	37 76		
												300	H	Bryant	53 52		
												318	A	Mt. St. Mary's	66 81		
												318	H	Mt. St. Mary's	68 58		
												321	A	St. Francis Brooklyn	61 53		
												333	A	LIU Brooklyn	76 71		
												333	H	LIU Brooklyn	62 68		
												342	A	Wagner	83 71		
												342	H	Wagner	66 53		
												346	H	Fairleigh Dickinson	68 49		
LAST 12 Division I GAMES:																	
				342	A	Wagner	83 71	333	A	LIU Brooklyn	76 71						
				318	A	Mt. St. Mary's	66 81	346	H	Fairleigh Dickinson	68 49						
				333	H	LIU Brooklyn	62 68	318	H	Mt. St. Mary's	68 58						
				300	H	Bryant	53 52	206	H	Sacred Heart	67 50						
				216	A	Robert Morris	46 55	321	A	St. Francis Brooklyn	61 53						
				213	A	Saint Francis (PA)	81 87	342	H	Wagner	66 53						

Non-Div I Games:

Central Conn. St.

Loss, Non-Conf, S Site, H Home A Away N Neutral

Average RPI Win:	205	WON-LOST	WINNING	LAST 10	STRENGTH OF	OPP. STRENGTH	TEAM	ADJ.	CONF.	ADJ CONF.
Average RPI Loss:	62	RECORD	PCT. RANK	GAMES	SCHEDULE	OF SCHEDULE	RPI	RPI	RPI	RPI
DIV. I ONLY	16- 6	53	8- 2	202	81	83	83	10	10	
DIV. I NON-CONF.	8- 4	97	1- 1	279	43	155	155	11	11	
TOTALS	RPI 1-25	RPI 26-50	W-L RECORDS	RPI 51-100	RPI 101-150	RPI 150+				
16- 6	0- 1	1- 1	OVERALL	1- 4	3- 0	11- 0				
11- 1	0- 0	1- 1	HOME	1- 0	2- 0	7- 0				
3- 5	0- 1	0- 0	AWAY	0- 4	1- 0	2- 0				
2- 0	0- 0	0- 0	NEUTRAL	0- 0	0- 0	2- 0				
8- 4	0- 1	0- 1	NON-CONFERENCE	0- 2	1- 0	7- 0				
6- 1	0- 0	0- 1	HOME	0- 0	1- 0	5- 0				
0- 3	0- 1	0- 0	AWAY	0- 2	0- 0	0- 0				
2- 0	0- 0	0- 0	NEUTRAL	0- 0	0- 0	2- 0				
8- 2	0- 0	1- 0	CONFERENCE	1- 2	2- 0	4- 0				
5- 0	0- 0	1- 0	HOME	1- 0	1- 0	2- 0				
3- 2	0- 0	0- 0	AWAY	0- 2	1- 0	2- 0				
0- 0	0- 0	0- 0	NEUTRAL	0- 0	0- 0	0- 0				

RPI 1-25				RPI 26-50				RPI 51-100 Team's RPI: 83				RPI 101+			
RPI	S	Opponent	Score	RPI	S	Opponent	Score	RPI	S	Opponent	Score	RPI	S	Opponent	Score
2	A	Notre Dame	47 107	27	H	Elon	57 71	69	A	Buffalo	56 67	106	A	Kent St.	91 78
				44	H	Ohio	64 59	69	H	Buffalo	88 71	111	H	Saint Joseph's	73 71
								87	A	Toledo	72 74	128	H	Ball St.	101 92
								93	A	Middle Tenn.	69 79	160	H	Oakland	70 67
								94	A	Purdue	51 62	192	H	Illinois	82 51
												211	H	Akron	89 62
												218	H	Miami (OH)	80 61
												257	H	Furman	81 71
												261	A	Bowling Green	76 65
												266	A	Eastern Mich.	104 63
												282	N	North Dakota St.	77 55
												316	H	Loyola Chicago	95 57
												325	H	Ill.-Chicago	77 55
												331	N	Utah Valley	71 62
LAST 12 Division I GAMES:															
266	A	Eastern Mich.	104 63	128	H	Ball St.	101 92								
44	H	Ohio	64 59	69	H	Buffalo	88 71								
87	A	Toledo	72 74	211	H	Akron	89 62								
69	A	Buffalo	56 67	106	A	Kent St.	91 78								
218	H	Miami (OH)	80 61	93	A	Middle Tenn.	69 79								
261	A	Bowling Green	76 65	192	H	Illinois	82 51								

Non-Div I Games:

Central Mich.

■ Loss,
 ■ Non-Conf, S Site,
 ■ Home
 ■ Away
 N Neutral

Average RPI Win:	272	WON-LOST	WINNING	LAST 10	STRENGTH OF	OPP. STRENGTH	TEAM	ADJ.	CONF.	ADJ CONF.
Average RPI Loss:	197	RECORD	PCT. RANK	GAMES	SCHEDULE	OF SCHEDULE	RPI	RPI	RPI	RPI
DIV. I ONLY	10- 9	154	7- 3	322	298	253	253	28	28	
DIV. I NON-CONF.	3- 5	223	0- 1	337	211	309	309	28	28	
TOTALS	RPI 1-25	RPI 26-50	W-L RECORDS	RPI 51-100	RPI 101-150	RPI 150+				
10- 9	0- 0	0- 0	OVERALL	0- 2	1- 0	9- 7				
7- 3	0- 0	0- 0	HOME	0- 0	1- 0	6- 3				
3- 6	0- 0	0- 0	AWAY	0- 2	0- 0	3- 4				
0- 0	0- 0	0- 0	NEUTRAL	0- 0	0- 0	0- 0				
3- 5	0- 0	0- 0	NON-CONFERENCE	0- 2	0- 0	3- 3				
2- 2	0- 0	0- 0	HOME	0- 0	0- 0	2- 2				
1- 3	0- 0	0- 0	AWAY	0- 2	0- 0	1- 1				
0- 0	0- 0	0- 0	NEUTRAL	0- 0	0- 0	0- 0				
7- 4	0- 0	0- 0	CONFERENCE	0- 0	1- 0	6- 4				
5- 1	0- 0	0- 0	HOME	0- 0	1- 0	4- 1				
2- 3	0- 0	0- 0	AWAY	0- 0	0- 0	2- 3				
0- 0	0- 0	0- 0	NEUTRAL	0- 0	0- 0	0- 0				

RPI 1-25				RPI 26-50				RPI 51-100				RPI 101+ Team's RPI: 253			
RPI	S	Opponent	Score	RPI	S	Opponent	Score	RPI	S	Opponent	Score	RPI	S	Opponent	Score
								62	A	West Virginia	38 88	139	H	Radford	57 45
								85	A	North Carolina	77 93	178	H	Col. of Charleston	76 79
												221	A	Campbell	37 54
												221	H	Campbell	60 43
												223	A	Presbyterian	48 50
												223	H	Presbyterian	52 34
												235	H	Wofford	45 59
												243	H	Liberty	72 81
												244	A	UNC Asheville	47 56
												259	H	Ga. Southern	55 54
												286	A	Western Caro.	53 58
												288	A	High Point	74 68
												292	H	Gardner-Webb	64 57
												294	A	Lipscomb	67 52
												326	H	Winthrop	71 52
												336	A	Longwood	62 47
												340	H	South Carolina St.	67 62
LAST 12 Division I GAMES:															
				221	H	Campbell	60 43					223	A	Presbyterian	48 50
				223	H	Presbyterian	52 34					326	H	Winthrop	71 52
				244	A	UNC Asheville	47 56					288	A	High Point	74 68
				336	A	Longwood	62 47					221	A	Campbell	37 54
				292	H	Gardner-Webb	64 57					243	H	Liberty	72 81
				139	H	Radford	57 45					286	A	Western Caro.	53 58

Non-Div I Games: Southern Wesleyan 80 57 Montreat 79 50 Paine 75 67

Charleston So.

Average RPI Win: 197	WON-LOST	WINNING	LAST 10	STRENGTH OF	OPP. STRENGTH	TEAM	ADJ.	CONF.	ADJ CONF.
Average RPI Loss: 102	RECORD	PCT. RANK	GAMES	SCHEDULE	OF SCHEDULE	RPI	RPI	RPI	RPI
DIV. I ONLY	17- 5	27	8- 2	248	88	88	88	14	14
DIV. I NON-CONF.	8- 3	67	1- 0	290	17	110	110	16	16
<hr/>									
TOTALS	RPI 1-25	RPI 26-50	W-L RECORDS	RPI 51-100	RPI 101-150	RPI 150+			
17- 5	0- 1	0- 0	OVERALL	1- 2	5- 0	11- 2			
8- 1	0- 0	0- 0	HOME	1- 0	1- 0	6- 1			
9- 2	0- 1	0- 0	AWAY	0- 0	4- 0	5- 1			
0- 2	0- 0	0- 0	NEUTRAL	0- 2	0- 0	0- 0			
8- 3	0- 1	0- 0	NON-CONFERENCE	0- 2	3- 0	5- 0			
5- 0	0- 0	0- 0	HOME	0- 0	1- 0	4- 0			
3- 1	0- 1	0- 0	AWAY	0- 0	2- 0	1- 0			
0- 2	0- 0	0- 0	NEUTRAL	0- 2	0- 0	0- 0			
9- 2	0- 0	0- 0	CONFERENCE	1- 0	2- 0	6- 2			
3- 1	0- 0	0- 0	HOME	1- 0	0- 0	2- 1			
6- 1	0- 0	0- 0	AWAY	0- 0	2- 0	4- 1			
0- 0	0- 0	0- 0	NEUTRAL	0- 0	0- 0	0- 0			

RPI 1-25				RPI 26-50				RPI 51-100				Team's RPI: 88	RPI 101+			
RPI	S	Opponent	Score	RPI	S	Opponent	Score	RPI	S	Opponent	Score		RPI	S	Opponent	Score
19	A	Miami (FL)	46 80					70	N	Utah	68 81		107	A	Duquesne	77 63
								81	H	Western Ky.	89 85		117	A	Southern Miss.	78 61
								86	N	Boise St.	65 68		133	A	Old Dominion	86 75
													134	H	East Carolina	79 64
													141	A	Pittsburgh	70 63
													159	A	Louisiana Tech	54 80
													176	A	Rice	69 51
													176	H	Rice	52 55
													178	A	Col. of Charleston	62 49
													199	A	North Texas	78 63
													199	H	North Texas	66 49
													204	H	Wisconsin	63 48
													223	H	Presbyterian	71 63
													249	H	Marshall	93 77
													271	A	FIU	101 54
													279	H	Davidson	93 79
													330	A	Fla. Atlantic	72 66
													336	H	Longwood	66 41
LAST 12 Division I GAMES:																
271	A	FIU	101 54	159	A	Louisiana Tech	54 80									
330	A	Fla. Atlantic	72 66	249	H	Marshall	93 77									
176	H	Rice	52 55	81	H	Western Ky.	89 85									
199	H	North Texas	66 49	176	A	Rice	69 51									
133	A	Old Dominion	86 75	199	A	North Texas	78 63									
117	A	Southern Miss.	78 61	279	H	Davidson	93 79									

Non-Div I Games:

Charlotte

■ Loss,
 ■ Non-Conf, S Site,
 ■ Home
 ■ Away
 N Neutral

Chattanooga

Through Games Of Feb. 7, 2017

Average RPI Win:	215	WON-LOST	WINNING	LAST 10	STRENGTH OF	OPP. STRENGTH	TEAM	ADJ.	CONF.	ADJ CONF.
Average RPI Loss:	71	RECORD	PCT. RANK	GAMES	SCHEDULE	OF SCHEDULE	RPI	RPI	RPI	RPI
DIV. I ONLY	14- 9	116	9- 1	97	100	95	95	18	18	
DIV. I NON-CONF.	6- 8	203	1- 2	96	6	128	128	21	21	
TOTALS	RPI 1-25	RPI 26-50	W-L RECORDS	RPI 51-100	RPI 101-150	RPI 150+				
14- 9	0- 3	0- 1	OVERALL	0- 3	3- 1	11- 1				
6- 4	0- 1	0- 1	HOME	0- 2	2- 0	4- 0				
6- 4	0- 2	0- 0	AWAY	0- 1	1- 0	5- 1				
2- 1	0- 0	0- 0	NEUTRAL	0- 0	0- 1	2- 0				
6- 8	0- 3	0- 1	NON-CONFERENCE	0- 3	1- 1	5- 0				
1- 4	0- 1	0- 1	HOME	0- 2	1- 0	0- 0				
3- 3	0- 2	0- 0	AWAY	0- 1	0- 0	3- 0				
2- 1	0- 0	0- 0	NEUTRAL	0- 0	0- 1	2- 0				
8- 1	0- 0	0- 0	CONFERENCE	0- 0	2- 0	6- 1				
5- 0	0- 0	0- 0	HOME	0- 0	1- 0	4- 0				
3- 1	0- 0	0- 0	AWAY	0- 0	1- 0	2- 1				
0- 0	0- 0	0- 0	NEUTRAL	0- 0	0- 0	0- 0				

RPI 1-25				RPI 26-50				RPI 51-100 Team's RPI: 95				RPI 101+			
RPI	S	Opponent	Score	RPI	S	Opponent	Score	RPI	S	Opponent	Score	RPI	S	Opponent	Score
1	A	UConn	43 80	33	H	Green Bay	55 71	52	H	Indiana	76 79	104	A	Mercer	74 56
2	H	Notre Dame	58 79					74	H	Florida	61 72	104	H	Mercer	70 50
13	A	Louisville	47 63					90	A	FGCU	55 68	119	N	Maine	39 49
												132	H	Stetson	66 55
												187	H	ETSU	60 45
												189	A	Rutgers	66 53
												223	A	Presbyterian	56 48
												226	A	Samford	77 61
												226	H	Samford	51 45
												235	A	Wofford	71 61
												256	H	UNCG	58 55
												257	A	Furman	48 65
												261	N	Bowling Green	54 49
												263	A	UT Martin	80 60
												286	H	Western Caro.	67 46
												322	N	Lafayette	68 43
LAST 12 Division I GAMES:															
226	H	Samford	51 45	187	H	ETSU	60 45								
104	H	Mercer	70 50	104	A	Mercer	74 56								
257	A	Furman	48 65	226	A	Samford	77 61								
235	A	Wofford	71 61	223	A	Presbyterian	56 48								
256	H	UNCG	58 55	2	H	Notre Dame	58 79								
286	H	Western Caro.	67 46	90	A	FGCU	55 68								

Non-Div I Games:

Chattanooga

■ Loss,
 ■ Non-Conf, S Site,
 ■ Home
 ■ Away
 N Neutral

Average RPI Win:	0	WON-LOST	WINNING	LAST 10	STRENGTH OF	OPP. STRENGTH	TEAM	ADJ.	CONF.	ADJ CONF.
Average RPI Loss:	193	RECORD	PCT. RANK	GAMES	SCHEDULE	OF SCHEDULE	RPI	RPI	RPI	RPI
DIV. I ONLY	0- 22	348	0- 10	100	342	329	329	29	29	
DIV. I NON-CONF.	0- 14	335	0- 4	67	313	313	313	29	29	
TOTALS	RPI 1-25	RPI 26-50	W-L RECORDS	RPI 51-100	RPI 101-150	RPI 150+				
0- 22	0- 1	0- 0	OVERALL	0- 3	0- 2	0- 16				
0- 10	0- 0	0- 0	HOME	0- 1	0- 1	0- 8				
0- 12	0- 1	0- 0	AWAY	0- 2	0- 1	0- 8				
0- 0	0- 0	0- 0	NEUTRAL	0- 0	0- 0	0- 0				
0- 14	0- 1	0- 0	NON-CONFERENCE	0- 3	0- 2	0- 8				
0- 6	0- 0	0- 0	HOME	0- 1	0- 1	0- 4				
0- 8	0- 1	0- 0	AWAY	0- 2	0- 1	0- 4				
0- 0	0- 0	0- 0	NEUTRAL	0- 0	0- 0	0- 0				
0- 8	0- 0	0- 0	CONFERENCE	0- 0	0- 0	0- 8				
0- 4	0- 0	0- 0	HOME	0- 0	0- 0	0- 4				
0- 4	0- 0	0- 0	AWAY	0- 0	0- 0	0- 4				
0- 0	0- 0	0- 0	NEUTRAL	0- 0	0- 0	0- 0				

RPI 1-25				RPI 26-50				RPI 51-100				RPI 101+				Team's RPI: 329
RPI	S	Opponent	Score	RPI	S	Opponent	Score	RPI	S	Opponent	Score	RPI	S	Opponent	Score	
21	A	Kansas St.	33 83					51	A	Northwestern	42 75	128	A	Ball St.	53 88	
								77	A	Northern Ill.	85 94	143	H	Wright St.	65 71	
								91	H	Western Ill.	50 54	153	A	Cincinnati	53 81	
												160	H	Oakland	60 80	
												162	H	Western Mich.	51 64	
												172	A	Milwaukee	49 71	
												188	A	Morehead St.	55 63	
												196	A	New Mexico St.	63 100	
												196	H	New Mexico St.	54 65	
												215	H	Seattle U	51 64	
												222	A	Grand Canyon	39 57	
												254	A	UTRGV	43 71	
												254	H	UTRGV	46 57	
												289	A	CSU Bakersfield	48 83	
												306	H	NJIT	42 57	
												316	A	Loyola Chicago	54 59	
												320	H	Valparaiso	51 53	
												331	H	Utah Valley	59 62	
LAST 12 Division I GAMES:																
196	H	New Mexico St.	54 65	196	A	New Mexico St.	63 100									
222	A	Grand Canyon	39 57	254	A	UTRGV	43 71									
289	A	CSU Bakersfield	48 83	306	H	NJIT	42 57									
254	H	UTRGV	46 57	153	A	Cincinnati	53 81									
215	H	Seattle U	51 64	162	H	Western Mich.	51 64									
331	H	Utah Valley	59 62	91	H	Western Ill.	50 54									

Non-Div I Games:

Chicago St.

■ Loss,
■ Non-Conf, S Site,
■ Home
■ Away
N Neutral

Average RPI Win: 225	WON-LOST	WINNING	LAST 10	STRENGTH OF	OPP. STRENGTH	TEAM	ADJ.	CONF.	ADJ CONF.
Average RPI Loss: 90	RECORD	PCT. RANK	GAMES	SCHEDULE	OF SCHEDULE	RPI	RPI	RPI	RPI
DIV. I ONLY	13- 9	125	5- 5	187	97	153	153	5	5
DIV. I NON-CONF.	8- 4	97	2- 0	327	232	216	216	5	5

TOTALS	RPI 1-25	RPI 26-50	W-L RECORDS	RPI 51-100	RPI 101-150	RPI 150+			
13- 9	0- 1	0- 3	OVERALL	0- 1	3- 2	10- 2			
9- 5	0- 1	0- 1	HOME	0- 1	3- 0	6- 2			
4- 4	0- 0	0- 2	AWAY	0- 0	0- 2	4- 0			
0- 0	0- 0	0- 0	NEUTRAL	0- 0	0- 0	0- 0			
8- 4	0- 0	0- 1	NON-CONFERENCE	0- 1	0- 0	8- 2			
5- 3	0- 0	0- 0	HOME	0- 1	0- 0	5- 2			
3- 1	0- 0	0- 1	AWAY	0- 0	0- 0	3- 0			
0- 0	0- 0	0- 0	NEUTRAL	0- 0	0- 0	0- 0			
5- 5	0- 1	0- 2	CONFERENCE	0- 0	3- 2	2- 0			
4- 2	0- 1	0- 1	HOME	0- 0	3- 0	1- 0			
1- 3	0- 0	0- 1	AWAY	0- 0	0- 2	1- 0			
0- 0	0- 0	0- 0	NEUTRAL	0- 0	0- 0	0- 0			

RPI 1-25				RPI 26-50				RPI 51-100				RPI 101+ Team's RPI: 153			
RPI	S	Opponent	Score	RPI	S	Opponent	Score	RPI	S	Opponent	Score	RPI	S	Opponent	Score
1	H	UConn	49 96	29	A	South Fla.	52 72	97	H	Georgia	48 51	102	A	SMU	47 64
				31	A	Ohio St.	38 80					102	H	SMU	67 65
				39	H	Tulane	68 74					134	H	East Carolina	74 64
												137	A	UCF	44 64
												137	H	UCF	63 57
												164	H	Houston	85 64
												169	A	Memphis	66 59
												173	H	Xavier	61 72
												200	H	Indiana St.	55 63
												218	A	Miami (OH)	49 43
												255	H	Howard	66 56
												261	A	Bowling Green	68 58
												278	H	Tennessee Tech	60 38
												285	A	Southeast Mo. St.	83 75
												291	H	Ark.-Pine Bluff	72 42
												297	H	Eastern Ill.	78 64
												329	H	Chicago St.	81 53
LAST 12 Division I GAMES:															
				1	H	UConn	49 96					169	A	Memphis	66 59
				29	A	South Fla.	52 72					164	H	Houston	85 64
				39	H	Tulane	68 74					137	H	UCF	63 57
				137	A	UCF	44 64					102	A	SMU	47 64
				134	H	East Carolina	74 64					329	H	Chicago St.	81 53
				102	H	SMU	67 65					297	H	Eastern Ill.	78 64

Non-Div I Games: Clarion 92 54

Cincinnati

Average RPI Win:	210	WON-LOST	WINNING	LAST 10	STRENGTH OF	OPP. STRENGTH	TEAM	ADJ.	CONF.	ADJ CONF.
Average RPI Loss:	44	RECORD	PCT. RANK	GAMES	SCHEDULE	OF SCHEDULE	RPI	RPI	RPI	RPI
DIV. I ONLY	13- 11	152	2- 8	60	79	112	112	3	3	
DIV. I NON-CONF.	11- 2	24	1- 0	208	267	83	83	4	4	
TOTALS	RPI 1-25	RPI 26-50	W-L RECORDS	RPI 51-100	RPI 101-150	RPI 150+				
13- 11	0- 4	1- 4	OVERALL	1- 2	2- 0	9- 1				
9- 6	0- 2	1- 3	HOME	1- 1	1- 0	6- 0				
2- 5	0- 2	0- 1	AWAY	0- 1	0- 0	2- 1				
2- 0	0- 0	0- 0	NEUTRAL	0- 0	1- 0	1- 0				
11- 2	0- 1	0- 1	NON-CONFERENCE	0- 0	2- 0	9- 0				
7- 1	0- 0	0- 1	HOME	0- 0	1- 0	6- 0				
2- 1	0- 1	0- 0	AWAY	0- 0	0- 0	2- 0				
2- 0	0- 0	0- 0	NEUTRAL	0- 0	1- 0	1- 0				
2- 9	0- 3	1- 3	CONFERENCE	1- 2	0- 0	0- 1				
2- 5	0- 2	1- 2	HOME	1- 1	0- 0	0- 0				
0- 4	0- 1	0- 1	AWAY	0- 1	0- 0	0- 1				
0- 0	0- 0	0- 0	NEUTRAL	0- 0	0- 0	0- 0				

RPI 1-25				RPI 26-50				RPI 51-100				RPI 101+ Team's RPI: 112			
RPI	S	Opponent	Score	RPI	S	Opponent	Score	RPI	S	Opponent	Score	RPI	S	Opponent	Score
3	A	South Carolina	61 83	34	H	Syracuse	62 88	60	A	Wake Forest	56 68	119	H	Maine	69 61
5	H	Florida St.	27 86	36	A	North Carolina St.	53 65	68	H	Virginia	37 69	143	N	Wright St.	75 51
10	A	Duke	37 65	37	H	Oregon	59 87	85	H	North Carolina	78 67	159	H	Louisiana Tech	78 67
13	H	Louisville	46 60	42	H	Georgia Tech	62 61					177	A	Boston College	48 60
				45	H	Virginia Tech	69 78					225	A	Monmouth	60 47
LAST 12 Division I GAMES:															
85	H	North Carolina	78 67	5	H	Florida St.	27 86					240	H	Coastal Caro.	64 57
10	A	Duke	37 65	60	A	Wake Forest	56 68					248	H	Bethune-Cookman	59 38
42	H	Georgia Tech	62 61	45	H	Virginia Tech	69 78					259	H	Ga. Southern	58 47
13	H	Louisville	46 60	34	H	Syracuse	62 88					262	A	Jacksonville St.	69 63
36	A	North Carolina St.	53 65	177	A	Boston College	48 60					286	H	Western Caro.	78 63
68	H	Virginia	37 69	248	H	Bethune-Cookman	59 38					316	N	Loyola Chicago	61 40

Non-Div I Games:

Clemson

■ Loss,
 ■ Non-Conf, S Site,
 ■ Home
 ■ Away
 N Neutral

Cleveland St.

Through Games Of Feb. 7, 2017

Average RPI Win:	281	WON-LOST	WINNING	LAST 10	STRENGTH OF	OPP. STRENGTH	TEAM	ADJ.	CONF.	ADJ CONF.
Average RPI Loss:	133	RECORD	PCT. RANK	GAMES	SCHEDULE	OF SCHEDULE	RPI	RPI	RPI	RPI
DIV. I ONLY	11- 10	158	5- 5	271	235	194	194	20	20	
DIV. I NON-CONF.	4- 5	198	0- 0	178	193	162	162	20	20	
TOTALS	RPI 1-25	RPI 26-50	W-L RECORDS	RPI 51-100	RPI 101-150	RPI 150+				
11- 10	0- 0	0- 2	OVERALL	0- 2	0- 3	11- 3				
3- 4	0- 0	0- 1	HOME	0- 1	0- 0	3- 2				
7- 6	0- 0	0- 1	AWAY	0- 1	0- 3	7- 1				
1- 0	0- 0	0- 0	NEUTRAL	0- 0	0- 0	1- 0				
4- 5	0- 0	0- 1	NON-CONFERENCE	0- 2	0- 1	4- 1				
0- 2	0- 0	0- 0	HOME	0- 1	0- 0	0- 1				
3- 3	0- 0	0- 1	AWAY	0- 1	0- 1	3- 0				
1- 0	0- 0	0- 0	NEUTRAL	0- 0	0- 0	1- 0				
7- 5	0- 0	0- 1	CONFERENCE	0- 0	0- 2	7- 2				
3- 2	0- 0	0- 1	HOME	0- 0	0- 0	3- 1				
4- 3	0- 0	0- 0	AWAY	0- 0	0- 2	4- 1				
0- 0	0- 0	0- 0	NEUTRAL	0- 0	0- 0	0- 0				

RPI 1-25			RPI 26-50			RPI 51-100			RPI 101+ Team's RPI: 194		
RPI	S	Opponent	Score	RPI	S	Opponent	Score	RPI	S	Opponent	Score
				31	A	Ohio St.	78 96	58	A	Bucknell	66 77
				33	H	Green Bay	51 65	87	H	Toledo	59 92
										Navy	63 88
										Wright St.	63 84
										Detroit	54 66
										Oakland	74 62
										Milwaukee	78 80
										Niagara	49 67
										Richmond	69 65
										Bowling Green	64 56
										Northern Ky.	58 54
										Evansville	66 62
										Eastern Ill.	66 56
										Youngstown St.	67 92
										Youngstown St.	71 68
										Valparaiso	66 62
										Valparaiso	71 60
										Ill.-Chicago	63 59
										Ill.-Chicago	77 59
LAST 12 Division I GAMES:											
320	A	Valparaiso	66 62	314	A	Youngstown St.	67 92				
325	A	Ill.-Chicago	63 59	325	H	Ill.-Chicago	77 59				
33	H	Green Bay	51 65	320	H	Valparaiso	71 60				
172	H	Milwaukee	78 80	143	A	Wright St.	63 84				
147	A	Detroit	54 66	264	A	Northern Ky.	58 54				
160	A	Oakland	74 62	314	H	Youngstown St.	71 68				

Non-Div I Games: Notre Dame (OH) 51 66 Lake Erie 65 42

Cleveland St.

Loss, Non-Conf, S Site, H Home A Away N Neutral

Average RPI Win: 270		WON-LOST	WINNING	LAST 10	STRENGTH OF		OPP. STRENGTH	TEAM	ADJ.	CONF.	ADJ CONF.
Average RPI Loss: 165		RECORD	PCT. RANK	GAMES	SCHEDULE		OF SCHEDULE	RPI	RPI	RPI	RPI
DIV. I ONLY		8- 11	216	4- 6	272		286	240	240	21	21
DIV. I NON-CONF.		4- 4	165	1- 0	343		342	269	269	18	18
TOTALS		RPI 1-25	RPI 26-50		W-L RECORDS		RPI 51-100	RPI 101-150		RPI 150+	
8- 11	0- 0	0- 2		OVERALL		0- 2	0- 1		8- 6		
4- 3	0- 0	0- 1		HOME		0- 1	0- 0		4- 1		
3- 8	0- 0	0- 1		AWAY		0- 1	0- 1		3- 5		
1- 0	0- 0	0- 0		NEUTRAL		0- 0	0- 0		1- 0		
4- 4	0- 0	0- 0		NON-CONFERENCE		0- 0	0- 1		4- 3		
1- 1	0- 0	0- 0		HOME		0- 0	0- 0		1- 1		
2- 3	0- 0	0- 0		AWAY		0- 0	0- 1		2- 2		
1- 0	0- 0	0- 0		NEUTRAL		0- 0	0- 0		1- 0		
4- 7	0- 0	0- 2		CONFERENCE		0- 2	0- 0		4- 3		
3- 2	0- 0	0- 1		HOME		0- 1	0- 0		3- 0		
1- 5	0- 0	0- 1		AWAY		0- 1	0- 0		1- 3		
0- 0	0- 0	0- 0		NEUTRAL		0- 0	0- 0		0- 0		

RPI 1-25				RPI 26-50				RPI 51-100				RPI 101+ Team's RPI: 240			
RPI	S	Opponent	Score	RPI	S	Opponent	Score	RPI	S	Opponent	Score	RPI	S	Opponent	Score
48	A	Little Rock	47 79	48	A	Little Rock	47 79	73	A	UT Arlington	58 60	112	A	Clemson	57 64
48	H	Little Rock	66 74	48	H	Little Rock	66 74	73	H	UT Arlington	41 70	178	A	Col. of Charleston	79 72
												184	A	Texas St.	62 83
												184	H	Texas St.	64 48
												186	H	Appalachian St.	60 55
												213	H	Saint Francis (PA)	59 70
												235	A	Wofford	62 67
												249	A	Marshall	66 84
												259	A	Ga. Southern	70 78
												280	A	Georgia St.	73 67
												323	A	Fort Wayne	72 57
												324	A	Arkansas St.	52 60
												324	H	Arkansas St.	57 55
												340	N	South Carolina St.	63 54
												344	H	N.C. Central	66 50
LAST 12 Division I GAMES:															
48	A	Little Rock	47 79	186	H	Appalachian St.	60 55	324	A	Arkansas St.	57 55	48	H	Little Rock	66 74
324	A	Arkansas St.	52 60	324	H	Arkansas St.	57 55	73	A	UT Arlington	58 60	184	A	Texas St.	62 83
184	H	Texas St.	64 48	48	H	Little Rock	66 74	184	A	Texas St.	62 83	178	A	Col. of Charleston	79 72
73	H	UT Arlington	41 70	73	A	UT Arlington	58 60								
280	A	Georgia St.	73 67	184	A	Texas St.	62 83								
259	A	Ga. Southern	70 78	178	A	Col. of Charleston	79 72								

Non-Div I Games: Pfeiffer

91 49

Catawba

58

63

Coastal Caro.

Loss, Non-Conf, S Site, H Home A Away N Neutral

Average RPI Win:	192	WON-LOST	WINNING	LAST 10	STRENGTH OF	OPP. STRENGTH	TEAM	ADJ.	CONF.	ADJ CONF.
Average RPI Loss:	112	RECORD	PCT. RANK	GAMES	SCHEDULE	OF SCHEDULE	RPI	RPI	RPI	RPI
DIV. I ONLY	8- 14	243	5- 5	89	109	178	178	8	8	
DIV. I NON-CONF.	3- 8	262	1- 0	152	121	207	207	8	8	
TOTALS	RPI 1-25	RPI 26-50	W-L RECORDS	RPI 51-100	RPI 101-150	RPI 150+				
8- 14	0- 1	0- 4	OVERALL	1- 3	1- 1	6- 5				
5- 5	0- 0	0- 2	HOME	1- 1	1- 0	3- 2				
3- 9	0- 1	0- 2	AWAY	0- 2	0- 1	3- 3				
0- 0	0- 0	0- 0	NEUTRAL	0- 0	0- 0	0- 0				
3- 8	0- 1	0- 2	NON-CONFERENCE	0- 2	0- 0	3- 3				
0- 4	0- 0	0- 1	HOME	0- 1	0- 0	0- 2				
3- 4	0- 1	0- 1	AWAY	0- 1	0- 0	3- 1				
0- 0	0- 0	0- 0	NEUTRAL	0- 0	0- 0	0- 0				
5- 6	0- 0	0- 2	CONFERENCE	1- 1	1- 1	3- 2				
5- 1	0- 0	0- 1	HOME	1- 0	1- 0	3- 0				
0- 5	0- 0	0- 1	AWAY	0- 1	0- 1	0- 2				
0- 0	0- 0	0- 0	NEUTRAL	0- 0	0- 0	0- 0				

RPI 1-25				RPI 26-50				RPI 51-100				RPI 101+ Team's RPI: 178			
RPI	S	Opponent	Score	RPI	S	Opponent	Score	RPI	S	Opponent	Score	RPI	S	Opponent	Score
13	A	Louisville	58 86	27	A	Elon	57 70	72	A	Drexel	57 70	114	A	Delaware	66 71
				27	H	Elon	56 84	72	H	Drexel	79 75	131	H	William & Mary	70 60
				36	A	North Carolina St.	47 91	81	A	Western Ky.	76 89	164	A	Houston	63 79
				45	H	Virginia Tech	61 71	88	H	Charlotte	49 62	166	A	Towson	59 61
												166	H	Towson	59 54
												182	H	Hofstra	71 55
												186	A	Appalachian St.	65 62
												220	A	UNCW	61 67
												220	H	UNCW	76 37
												240	H	Coastal Caro.	72 79
												253	A	Charleston So.	79 76
												281	H	North Florida	47 60
												326	A	Winthrop	95 64
LAST 12 Division I GAMES:															
166	H	Towson	59 54	166	A	Towson	59 61	27	H	Elon	56 84				
72	H	Drexel	79 75	220	H	UNCW	76 37	131	H	William & Mary	70 60				
220	A	UNCW	61 67	27	A	Elon	57 70	253	A	Charleston So.	79 76				
182	H	Hofstra	71 55												
114	A	Delaware	66 71												
72	A	Drexel	57 70												

Non-Div I Games:

Col. of Charleston

■ Loss,
■ Non-Conf,
■ S Site,
■ H Home
■ A Away
N Neutral

Average RPI Win: 248	WON-LOST	WINNING	LAST 10	STRENGTH OF	OPP. STRENGTH	TEAM	ADJ.	CONF.	ADJ CONF.
Average RPI Loss: 163	RECORD	PCT. RANK	GAMES	SCHEDULE	OF SCHEDULE	RPI	RPI	RPI	RPI
DIV. I ONLY	8- 14	243	4- 6	212	261	231	231	23	23
DIV. I NON-CONF.	3- 8	262	0- 1	218	243	264	264	25	25
TOTALS	RPI 1-25	RPI 26-50	W-L RECORDS	RPI 51-100	RPI 101-150	RPI 150+			
8- 14	0- 0	0- 0	OVERALL	0- 4	1- 2	7- 8			
5- 4	0- 0	0- 0	HOME	0- 1	0- 1	5- 2			
3- 10	0- 0	0- 0	AWAY	0- 3	1- 1	2- 6			
0- 0	0- 0	0- 0	NEUTRAL	0- 0	0- 0	0- 0			
3- 8	0- 0	0- 0	NON-CONFERENCE	0- 3	0- 1	3- 4			
2- 1	0- 0	0- 0	HOME	0- 1	0- 0	2- 0			
1- 7	0- 0	0- 0	AWAY	0- 2	0- 1	1- 4			
0- 0	0- 0	0- 0	NEUTRAL	0- 0	0- 0	0- 0			
5- 6	0- 0	0- 0	CONFERENCE	0- 1	1- 1	4- 4			
3- 3	0- 0	0- 0	HOME	0- 0	0- 1	3- 2			
2- 3	0- 0	0- 0	AWAY	0- 1	1- 0	1- 2			
0- 0	0- 0	0- 0	NEUTRAL	0- 0	0- 0	0- 0			

RPI S	Opponent	Score	RPI S	Opponent	Score	RPI S	Opponent	Score	RPI S	Opponent	Score	Team's RPI: 231
						58	A Bucknell	56 79	122	A Navy	69 61	
						78	A Gonzaga	42 72	122	H Navy	67 80	
						92	H Cornell	57 70	142	A Columbia	67 75	
						94	A Purdue	51 71	156	A Brown	67 62	
									166	H Towson	76 71	
									170	H Army West Point	69 76	
									171	A Providence	85 92	
									175	A American	57 68	
									175	H American	62 73	
									198	A Siena	63 71	
									224	A St. Bonaventure	57 70	
									242	A Loyola Maryland	77 87	
									275	H Boston U.	96 87	
									304	A Holy Cross	62 54	
									304	H Holy Cross	70 52	
									322	H Lafayette	76 69	
									333	H LIU Brooklyn	76 61	
									339	A UMass Lowell	77 82	
LAST 12 Division I GAMES:												
			122	A Navy	69 61				170	H Army West Point	69 76	
			304	H Holy Cross	70 52				122	H Navy	67 80	
			175	H American	62 73				304	A Holy Cross	62 54	
			242	A Loyola Maryland	77 87				175	A American	57 68	
			275	H Boston U.	96 87				322	H Lafayette	76 69	
			58	A Bucknell	56 79				78	A Gonzaga	42 72	

Non-Div I Games:

Colgate

■ Loss,
 ■ Non-Conf,
 ■ S Site,
 ■ H Home
 ■ A Away
 N Neutral

Colorado

Through Games Of Feb. 7, 2017

Average RPI Win:	174	WON-LOST	WINNING	LAST 10	STRENGTH OF	OPP. STRENGTH	TEAM	ADJ.	CONF.	ADJ CONF.
Average RPI Loss:	39	RECORD	PCT. RANK	GAMES	SCHEDULE	OF SCHEDULE	RPI	RPI	RPI	RPI
DIV. I ONLY	13- 10	135	3- 7	49	52	89	89	1	1	
DIV. I NON-CONF.	10- 1	16	0- 0	193	252	66	66	1	1	
TOTALS	RPI 1-25	RPI 26-50	W-L RECORDS	RPI 51-100	RPI 101-150	RPI 150+				
13- 10	1- 5	0- 2	OVERALL	3- 2	3- 1	6- 0				
10- 5	1- 3	0- 1	HOME	3- 0	2- 1	4- 0				
3- 5	0- 2	0- 1	AWAY	0- 2	1- 0	2- 0				
0- 0	0- 0	0- 0	NEUTRAL	0- 0	0- 0	0- 0				
10- 1	1- 0	0- 0	NON-CONFERENCE	1- 0	2- 1	6- 0				
7- 1	1- 0	0- 0	HOME	1- 0	1- 1	4- 0				
3- 0	0- 0	0- 0	AWAY	0- 0	1- 0	2- 0				
0- 0	0- 0	0- 0	NEUTRAL	0- 0	0- 0	0- 0				
3- 9	0- 5	0- 2	CONFERENCE	2- 2	1- 0	0- 0				
3- 4	0- 3	0- 1	HOME	2- 0	1- 0	0- 0				
0- 5	0- 2	0- 1	AWAY	0- 2	0- 0	0- 0				
0- 0	0- 0	0- 0	NEUTRAL	0- 0	0- 0	0- 0				

RPI 1-25				RPI 26-50				RPI 51-100 Team's RPI: 89				RPI 101+			
RPI	S	Opponent	Score	RPI	S	Opponent	Score	RPI	S	Opponent	Score	RPI	S	Opponent	Score
6	A	Oregon St.	57 81	37	A	Oregon	66 71	56	H	Washington St.	70 58	102	H	SMU	67 50
8	H	Washington	75 79	40	H	California	53 65	65	H	Colorado St.	74 56	103	H	Wyoming	75 82
11	A	UCLA	74 87					70	A	Utah	53 58	108	A	Northern Colo.	83 62
12	H	Stanford	70 84					70	H	Utah	54 49	125	H	Arizona	65 56
18	H	Kentucky	79 69					75	A	Southern California	54 79	190	H	Idaho St.	85 56
24	H	Arizona St.	52 71									282	A	North Dakota St.	76 59
												283	A	Mississippi Val.	76 64
												313	H	Air Force	95 68
												321	H	St. Francis Brooklyn	81 54
												334	H	Southeastern La.	112 54
LAST 12 Division I GAMES:															
8	H	Washington	75 79	12	H	Stanford	70 84								
56	H	Washington St.	70 58	40	H	California	53 65								
70	A	Utah	53 58	24	H	Arizona St.	52 71								
70	H	Utah	54 49	125	H	Arizona	65 56								
6	A	Oregon St.	57 81	11	A	UCLA	74 87								
37	A	Oregon	66 71	75	A	Southern California	54 79								

Non-Div I Games:

Colorado

Loss, Non-Conf, S Site, H Home A Away N Neutral

Average RPI Win:	198	WON-LOST	WINNING	LAST 10	STRENGTH OF	OPP. STRENGTH	TEAM	ADJ.	CONF.	ADJ CONF.
Average RPI Loss:	75	RECORD	PCT. RANK	GAMES	SCHEDULE	OF SCHEDULE	RPI	RPI	RPI	RPI
DIV. I ONLY	16- 5	35	9- 1	198	87	65	65	13	13	
DIV. I NON-CONF.	6- 4	126	1- 0	257	60	136	136	15	15	
TOTALS	RPI 1-25	RPI 26-50	W-L RECORDS	RPI 51-100	RPI 101-150	RPI 150+				
16- 5	0- 2	0- 0	OVERALL	3- 2	2- 0	11- 1				
10- 1	0- 0	0- 0	HOME	1- 1	1- 0	8- 0				
6- 4	0- 1	0- 0	AWAY	2- 1	1- 0	3- 1				
0- 0	0- 0	0- 0	NEUTRAL	0- 0	0- 0	0- 0				
6- 4	0- 2	0- 0	NON-CONFERENCE	0- 1	1- 0	5- 1				
5- 0	0- 0	0- 0	HOME	0- 0	1- 0	4- 0				
1- 4	0- 2	0- 0	AWAY	0- 1	0- 0	1- 1				
0- 0	0- 0	0- 0	NEUTRAL	0- 0	0- 0	0- 0				
10- 1	0- 0	0- 0	CONFERENCE	3- 1	1- 0	6- 0				
5- 1	0- 0	0- 0	HOME	1- 1	0- 0	4- 0				
5- 0	0- 0	0- 0	AWAY	2- 0	1- 0	2- 0				
0- 0	0- 0	0- 0	NEUTRAL	0- 0	0- 0	0- 0				

RPI 1-25				RPI 26-50				RPI 51-100 Team's RPI: 65				RPI 101+			
RPI	S	Opponent	Score	RPI	S	Opponent	Score	RPI	S	Opponent	Score	RPI	S	Opponent	Score
8	A	Washington	68 101					80	A	UNLV	57 37	108	H	Northern Colo.	58 47
15	A	Oklahoma	55 70					80	H	UNLV	44 41	145	A	New Mexico	78 63
								86	A	Boise St.	60 53	162	H	Omaha	69 42
								86	H	Boise St.	45 51	167	H	Fresno St.	73 56
								89	A	Colorado	56 74	179	A	Nebraska	59 62
												201	H	Utah St.	74 43
												207	A	San Jose St.	68 56
												207	H	San Jose St.	70 67
												215	H	Seattle U	66 62
												234	H	San Diego St.	60 43
												302	H	Denver	76 49
												313	A	Air Force	72 35
												328	A	Montana	63 49
												334	H	Southeastern La.	77 31
LAST 12 Division I GAMES:															
80	H	UNLV	44 41	145	A	New Mexico	78 63								
86	A	Boise St.	60 53	313	A	Air Force	72 35								
234	H	San Diego St.	60 43	207	H	San Jose St.	70 67								
207	A	San Jose St.	68 56	86	H	Boise St.	45 51								
201	H	Utah St.	74 43	80	A	UNLV	57 37								
167	H	Fresno St.	73 56	328	A	Montana	63 49								

Non-Div I Games: N.M. Highlands 96 31 Adams St. 76 29

Colorado St.

Loss, Non-Conf, S Site, H Home A Away N Neutral

Average RPI Win:	249	WON-LOST	WINNING	LAST 10	STRENGTH OF	OPP. STRENGTH	TEAM	ADJ.	CONF.	ADJ CONF.
Average RPI Loss:	137	RECORD	PCT. RANK	GAMES	SCHEDULE	OF SCHEDULE	RPI	RPI	RPI	RPI
DIV. I ONLY	12- 7	109	5- 5	249	265	142	142	9	9	
DIV. I NON-CONF.	10- 3	54	5- 1	328	330	158	158	9	9	
TOTALS	RPI 1-25	RPI 26-50	W-L RECORDS	RPI 51-100	RPI 101-150	RPI 150+				
12- 7	0- 0	0- 1	OVERALL	0- 2	0- 1	12- 3				
4- 2	0- 0	0- 0	HOME	0- 1	0- 0	4- 1				
8- 5	0- 0	0- 1	AWAY	0- 1	0- 1	8- 2				
0- 0	0- 0	0- 0	NEUTRAL	0- 0	0- 0	0- 0				
10- 3	0- 0	0- 0	NON-CONFERENCE	0- 0	0- 1	10- 2				
4- 1	0- 0	0- 0	HOME	0- 0	0- 0	4- 1				
6- 2	0- 0	0- 0	AWAY	0- 0	0- 1	6- 1				
0- 0	0- 0	0- 0	NEUTRAL	0- 0	0- 0	0- 0				
2- 4	0- 0	0- 1	CONFERENCE	0- 2	0- 0	2- 1				
0- 1	0- 0	0- 0	HOME	0- 1	0- 0	0- 0				
2- 3	0- 0	0- 1	AWAY	0- 1	0- 0	2- 1				
0- 0	0- 0	0- 0	NEUTRAL	0- 0	0- 0	0- 0				

RPI 1-25			RPI 26-50			RPI 51-100			RPI 101+ Team's RPI: 142		
RPI	S	Opponent	Score	RPI	S	Opponent	Score	RPI	S	Opponent	Score
				35	A	Harvard	68 70	92	A	Cornell	70 77
								92	H	Cornell	55 69
								101	A	Long Beach St.	60 73
								151	A	Yale	72 68
								156	A	Brown	60 69
								171	H	Providence	66 64
								205	A	Binghamton	75 65
								213	A	Saint Francis (PA)	84 77
								214	A	Dartmouth	91 88
								229	H	UMBC	56 67
								231	H	Colgate	75 67
								239	A	Richmond	65 58
								242	A	Loyola Maryland	65 53
								252	A	Stony Brook	53 55
								306	A	NJIT	65 51
								333	H	LIU Brooklyn	66 57
								338	A	Cal St. Fullerton	61 46
								339	H	UMass Lowell	76 57
LAST 12 Division I GAMES:											
156	A	Brown	60 69	306	A	NJIT	65 51				
151	A	Yale	72 68	101	A	Long Beach St.	60 73				
35	A	Harvard	68 70	338	A	Cal St. Fullerton	61 46				
214	A	Dartmouth	91 88	333	H	LIU Brooklyn	66 57				
92	H	Cornell	55 69	205	A	Binghamton	75 65				
92	A	Cornell	70 77	171	H	Providence	66 64				

Non-Div I Games:

Columbia

Average RPI Win: 309		WON-LOST	WINNING	LAST 10	STRENGTH OF	OPP. STRENGTH	TEAM	ADJ.	CONF.	ADJ CONF.
Average RPI Loss: 160		RECORD	PCT. RANK	GAMES	SCHEDULE	OF SCHEDULE	RPI	RPI	RPI	RPI
DIV. I ONLY		5- 17	308	5- 5	211	291	293	293	32	32
DIV. I NON-CONF.		0- 12	335	0- 2	50	91	290	290	31	31
TOTALS	RPI 1-25	RPI 26-50		W-L RECORDS		RPI 51-100	RPI 101-150	RPI 150+		
5- 17	0- 1	0- 1		OVERALL		0- 4	0- 2	5- 9		
3- 3	0- 0	0- 0		HOME		0- 0	0- 1	3- 2		
2- 13	0- 1	0- 1		AWAY		0- 4	0- 1	2- 6		
0- 1	0- 0	0- 0		NEUTRAL		0- 0	0- 0	0- 1		
0- 12	0- 1	0- 1		NON-CONFERENCE		0- 4	0- 2	0- 4		
0- 1	0- 0	0- 0		HOME		0- 0	0- 1	0- 0		
0- 10	0- 1	0- 1		AWAY		0- 4	0- 1	0- 3		
0- 1	0- 0	0- 0		NEUTRAL		0- 0	0- 0	0- 1		
5- 5	0- 0	0- 0		CONFERENCE		0- 0	0- 0	5- 5		
3- 2	0- 0	0- 0		HOME		0- 0	0- 0	3- 2		
2- 3	0- 0	0- 0		AWAY		0- 0	0- 0	2- 3		
0- 0	0- 0	0- 0		NEUTRAL		0- 0	0- 0	0- 0		

RPI 1-25			
RPI	S	Opponent	Score
19	A	Miami (FL)	35 75
RPI 26-50			
RPI	S	Opponent	Score
34	A	Syracuse	30 76
RPI 51-100			
RPI	S	Opponent	Score
54	A	George Washington	46 77
62	A	West Virginia	39 69
68	A	Virginia	40 103
85	A	North Carolina	55 90
RPI 101+			
RPI	S	Opponent	Score
110	H	SFA	57 72
123	A	VCU	44 73
155	A	Hampton	54 78
166	A	Towson	65 69
187	N	ETSU	58 70
229	A	UMBC	63 73
241	A	UMES	55 49
248	A	Bethune-Cookman	52 71
255	A	Howard	58 66
268	H	Norfolk St.	45 49
277	H	N.C. A&T	65 57
318	A	Mt. St. Mary's	48 54
340	H	South Carolina St.	70 54
341	A	Florida A&M	70 62
344	H	N.C. Central	46 58
347	H	Morgan St.	61 45
Team's RPI: 293			
LAST 12 Division I GAMES:			
344	H	N.C. Central	46 58
241	A	UMES	55 49
155	A	Hampton	54 78
347	H	Morgan St.	61 45
268	H	Norfolk St.	45 49
255	A	Howard	58 66
277	H	N.C. A&T	65 57
248	A	Bethune-Cookman	52 71
341	A	Florida A&M	70 62
340	H	South Carolina St.	70 54
229	A	UMBC	63 73
85	A	North Carolina	55 90

Non-Div I Games:

Coppin St.

Loss, Non-Conf, S Site, H Home A Away N Neutral

Average RPI Win: 215	WON-LOST	WINNING	LAST 10	STRENGTH OF	OPP. STRENGTH	TEAM	ADJ.	CONF.	ADJ CONF.
Average RPI Loss: 148	RECORD	PCT. RANK	GAMES	SCHEDULE	OF SCHEDULE	RPI	RPI	RPI	RPI
DIV. I ONLY	12- 7	109	6- 4	136	277	92	92	9	9
DIV. I NON-CONF.	9- 4	85	4- 2	236	323	118	118	9	9
TOTALS	RPI 1-25	RPI 26-50	W-L RECORDS	RPI 51-100	RPI 101-150	RPI 150+			
12- 7	0- 0	0- 1	OVERALL	1- 1	2- 1	9- 4			
5- 1	0- 0	0- 0	HOME	1- 1	1- 0	3- 0			
7- 6	0- 0	0- 1	AWAY	0- 0	1- 1	6- 4			
0- 0	0- 0	0- 0	NEUTRAL	0- 0	0- 0	0- 0			
9- 4	0- 0	0- 0	NON-CONFERENCE	1- 1	0- 1	8- 2			
4- 1	0- 0	0- 0	HOME	1- 1	0- 0	3- 0			
5- 3	0- 0	0- 0	AWAY	0- 0	0- 1	5- 2			
0- 0	0- 0	0- 0	NEUTRAL	0- 0	0- 0	0- 0			
3- 3	0- 0	0- 1	CONFERENCE	0- 0	2- 0	1- 2			
1- 0	0- 0	0- 0	HOME	0- 0	1- 0	0- 0			
2- 3	0- 0	0- 1	AWAY	0- 0	1- 0	1- 2			
0- 0	0- 0	0- 0	NEUTRAL	0- 0	0- 0	0- 0			

RPI 1-25				RPI 26-50				RPI 51-100				Team's RPI: 92	RPI 101+			
RPI	S	Opponent	Score	RPI	S	Opponent	Score	RPI	S	Opponent	Score		RPI	S	Opponent	Score
				35	A	Harvard	59 62	72	H	Drexel	53 63		141	A	Pittsburgh	44 56
								100	H	New Hampshire	61 56		142	A	Columbia	69 55
													142	H	Columbia	77 70
													151	A	Yale	76 63
													156	A	Brown	67 72
													166	A	Towson	63 68
													205	A	Binghamton	54 51
													213	A	Saint Francis (PA)	78 72
													214	A	Dartmouth	74 84
													231	A	Colgate	70 57
													242	H	Loyola Maryland	58 50
													245	H	Canisius	60 43
													252	A	Stony Brook	65 66
													255	H	Howard	67 55
													314	A	Youngstown St.	80 75
													345	A	Delaware St.	72 51
LAST 12 Division I GAMES:																
				151	A	Yale	76 63					345	A	Delaware St.	72 51	
				156	A	Brown	67 72					205	A	Binghamton	54 51	
				214	A	Dartmouth	74 84					252	A	Stony Brook	65 66	
				35	A	Harvard	59 62					245	H	Canisius	60 43	
				142	A	Columbia	69 55					314	A	Youngstown St.	80 75	
				142	H	Columbia	77 70					72	H	Drexel	53 63	

Non-Div I Games:

Cornell

Creighton

Through Games Of Feb. 7, 2017

Average RPI Win:	115	WON-LOST	WINNING	LAST 10	STRENGTH OF	OPP. STRENGTH	TEAM	ADJ.	CONF.	ADJ CONF.
Average RPI Loss:	58	RECORD	PCT. RANK	GAMES	SCHEDULE	OF SCHEDULE	RPI	RPI	RPI	RPI
DIV. I ONLY	17- 6	44	8- 2	42	35	22	22	7	7	
DIV. I NON-CONF.	6- 4	126	0- 0	69	27	72	72	7	7	
TOTALS	RPI 1-25	RPI 26-50	W-L RECORDS	RPI 51-100	RPI 101-150	RPI 150+				
17- 6	0- 2	5- 2	OVERALL	4- 1	0- 0	8- 1				
9- 1	0- 1	3- 0	HOME	1- 0	0- 0	5- 0				
7- 4	0- 1	2- 1	AWAY	2- 1	0- 0	3- 1				
1- 1	0- 0	0- 1	NEUTRAL	1- 0	0- 0	0- 0				
6- 4	0- 0	1- 2	NON-CONFERENCE	1- 1	0- 0	4- 1				
4- 0	0- 0	1- 0	HOME	0- 0	0- 0	3- 0				
1- 3	0- 0	0- 1	AWAY	0- 1	0- 0	1- 1				
1- 1	0- 0	0- 1	NEUTRAL	1- 0	0- 0	0- 0				
11- 2	0- 2	4- 0	CONFERENCE	3- 0	0- 0	4- 0				
5- 1	0- 1	2- 0	HOME	1- 0	0- 0	2- 0				
6- 1	0- 1	2- 0	AWAY	2- 0	0- 0	2- 0				
0- 0	0- 0	0- 0	NEUTRAL	0- 0	0- 0	0- 0				

RPI S Opponent	Score	RPI S Opponent	Score	RPI S Opponent	Score	RPI S Opponent	Score
16 A DePaul	65 79	30 N Missouri	63 72	57 A UNI	49 50	154 H Kansas	69 49
16 H DePaul	56 60	32 H Drake	80 77	61 N Dayton	56 53	162 H Omaha	82 45
		38 A South Dakota St.	56 63	66 A St. John's (NY)	55 43	171 A Providence	58 51
		43 A Marquette	83 63	67 A Villanova	47 44	173 H Xavier	63 52
		43 H Marquette	80 77	67 H Villanova	60 46	179 H Nebraska	80 64
		47 A Georgetown	67 59			181 A Seton Hall	70 60
		47 H Georgetown	70 68			193 A Wichita St.	54 62
						232 A Marist	72 50
						238 H Butler	67 52
LAST 12 Division I GAMES:							
47 A Georgetown	67 59	171 A Providence	58 51				
67 A Villanova	47 44	67 H Villanova	60 46				
43 H Marquette	80 77	47 H Georgetown	70 68				
16 H DePaul	56 60	16 A DePaul	65 79				
181 A Seton Hall	70 60	43 A Marquette	83 63				
66 A St. John's (NY)	55 43	173 H Xavier	63 52				

Non-Div I Games:

Creighton

Loss, Non-Conf, S Site, H Home A Away N Neutral

Average RPI Win: 238	WON-LOST	WINNING	LAST 10	STRENGTH OF	OPP. STRENGTH	TEAM	ADJ.	CONF.	ADJ CONF.
Average RPI Loss: 141	RECORD	PCT. RANK	GAMES	SCHEDULE	OF SCHEDULE	RPI	RPI	RPI	RPI
DIV. I ONLY	6- 13	274	3- 7	109	239	214	214	9	9
DIV. I NON-CONF.	5- 8	218	2- 4	232	302	234	234	9	9
TOTALS	RPI 1-25	RPI 26-50	W-L RECORDS	RPI 51-100	RPI 101-150	RPI 150+			
6- 13	0- 0	0- 2	OVERALL	1- 1	1- 5	4- 5			
4- 4	0- 0	0- 1	HOME	1- 0	1- 1	2- 2			
2- 9	0- 0	0- 1	AWAY	0- 1	0- 4	2- 3			
0- 0	0- 0	0- 0	NEUTRAL	0- 0	0- 0	0- 0			
5- 8	0- 0	0- 0	NON-CONFERENCE	0- 1	1- 3	4- 4			
3- 2	0- 0	0- 0	HOME	0- 0	1- 0	2- 2			
2- 6	0- 0	0- 0	AWAY	0- 1	0- 3	2- 2			
0- 0	0- 0	0- 0	NEUTRAL	0- 0	0- 0	0- 0			
1- 5	0- 0	0- 2	CONFERENCE	1- 0	0- 2	0- 1			
1- 2	0- 0	0- 1	HOME	1- 0	0- 1	0- 0			
0- 3	0- 0	0- 1	AWAY	0- 0	0- 1	0- 1			
0- 0	0- 0	0- 0	NEUTRAL	0- 0	0- 0	0- 0			

RPI 1-25				RPI 26-50				RPI 51-100				RPI 101+				Team's RPI: 214	
RPI	S	Opponent	Score	RPI	S	Opponent	Score	RPI	S	Opponent	Score	RPI	S	Opponent	Score		
				35	A	Harvard	65 70	92	H	Cornell	84 74	118	A	Penn	38 68		
				35	H	Harvard	61 70	100	A	New Hampshire	47 64	119	A	Maine	55 60		
												131	A	William & Mary	50 63		
												133	A	Old Dominion	56 82		
												142	H	Columbia	88 91		
												150	H	Albany (NY)	69 61		
												170	H	Army West Point	60 68		
												174	A	Princeton	55 85		
												177	A	Boston College	53 65		
												232	H	Marist	61 66		
												272	A	Vermont	54 59		
												275	A	Boston U.	61 49		
												299	A	Rhode Island	62 52		
												304	H	Holy Cross	53 49		
												305	H	Central Conn. St.	61 51		
LAST 12 Division I GAMES:																	
				118	A	Penn	38 68	100	A	New Hampshire	47 64						
				174	A	Princeton	55 85	150	H	Albany (NY)	69 61						
				92	H	Cornell	84 74	177	A	Boston College	53 65						
				142	H	Columbia	88 91	299	A	Rhode Island	62 52						
				35	H	Harvard	61 70	232	H	Marist	61 66						
				35	A	Harvard	65 70	119	A	Maine	55 60						

Non-Div I Games:

Dartmouth

Davidson

Through Games Of Feb. 7, 2017

Average RPI Win: 250	WON-LOST	WINNING	LAST 10	STRENGTH OF	OPP. STRENGTH	TEAM	ADJ.	CONF.	ADJ CONF.
Average RPI Loss: 144	RECORD	PCT. RANK	GAMES	SCHEDULE	OF SCHEDULE	RPI	RPI	RPI	RPI
DIV. I ONLY	4- 19	321	2- 8	80	256	279	279	12	12
DIV. I NON-CONF.	2- 10	305	0- 1	59	319	277	277	12	12
TOTALS	RPI 1-25	RPI 26-50	W-L RECORDS	RPI 51-100	RPI 101-150	RPI 150+			
4- 19	0- 0	0- 1	OVERALL	0- 4	0- 6	4- 8			
3- 9	0- 0	0- 0	HOME	0- 1	0- 4	3- 4			
1- 8	0- 0	0- 1	AWAY	0- 2	0- 2	1- 3			
0- 2	0- 0	0- 0	NEUTRAL	0- 1	0- 0	0- 1			
2- 10	0- 0	0- 1	NON-CONFERENCE	0- 2	0- 3	2- 4			
2- 4	0- 0	0- 0	HOME	0- 0	0- 3	2- 1			
0- 4	0- 0	0- 1	AWAY	0- 1	0- 0	0- 2			
0- 2	0- 0	0- 0	NEUTRAL	0- 1	0- 0	0- 1			
2- 9	0- 0	0- 0	CONFERENCE	0- 2	0- 3	2- 4			
1- 5	0- 0	0- 0	HOME	0- 1	0- 1	1- 3			
1- 4	0- 0	0- 0	AWAY	0- 1	0- 2	1- 1			
0- 0	0- 0	0- 0	NEUTRAL	0- 0	0- 0	0- 0			

RPI S	Opponent	Score	RPI S	Opponent	Score	RPI S	Opponent	Score	RPI S	Opponent	Score	Team's RPI: 279
46	A Michigan St.	34 70	54	A George Washington	62 76	104	H Mercer	60 67				
			61	H Dayton	52 68	107	A Duquesne	51 73				
			87	N Toledo	41 76	115	A Fordham	72 85				
			88	A Charlotte	79 93	121	H Saint Louis	69 106				
						137	H UCF	38 57				
						139	H Radford	40 44				
						157	H George Mason	58 54				
						161	H La Salle	58 65				
						162	A Western Mich.	63 76				
						187	A ETSU	56 76				
						190	N Idaho St.	58 70				
						220	H UNCW	58 67				
						224	A St. Bonaventure	51 70				
						239	H Richmond	52 61				
						257	H Furman	71 61				
						288	H High Point	82 72				
						298	A Massachusetts	63 59				
						298	H Massachusetts	60 61				
LAST 12 Division I GAMES:												
298	A Massachusetts	63 59	54	A George Washington	62 76							
61	H Dayton	52 68	298	H Massachusetts	60 61							
239	H Richmond	52 61	107	A Duquesne	51 73							
224	A St. Bonaventure	51 70	115	A Fordham	72 85							
161	H La Salle	58 65	121	H Saint Louis	69 106							
157	H George Mason	58 54	104	H Mercer	60 67							

Non-Div I Games:

Davidson

■ Loss,
 ■ Non-Conf,
 S Site,
 ■ Home
 ■ Away
 N Neutral

Average RPI Win:	181	WON-LOST	WINNING	LAST 10	STRENGTH OF	OPP. STRENGTH	TEAM	ADJ.	CONF.	ADJ CONF.
Average RPI Loss:	61	RECORD	PCT. RANK	GAMES	SCHEDULE	OF SCHEDULE	RPI	RPI	RPI	RPI
DIV. I ONLY	16- 7	72	10- 0	110	75	61	61	12	12	
DIV. I NON-CONF.	6- 6	165	1- 1	57	14	88	88	12	12	
TOTALS	RPI 1-25	RPI 26-50	W-L RECORDS	RPI 51-100	RPI 101-150	RPI 150+				
16- 7	1- 2	0- 2	OVERALL	1- 2	5- 0	9- 1				
5- 3	0- 0	0- 1	HOME	1- 1	1- 0	3- 1				
8- 2	0- 1	0- 0	AWAY	0- 1	3- 0	5- 0				
3- 2	1- 1	0- 1	NEUTRAL	0- 0	1- 0	1- 0				
6- 6	1- 2	0- 2	NON-CONFERENCE	0- 2	1- 0	4- 0				
1- 2	0- 0	0- 1	HOME	0- 1	0- 0	1- 0				
2- 2	0- 1	0- 0	AWAY	0- 1	0- 0	2- 0				
3- 2	1- 1	0- 1	NEUTRAL	0- 0	1- 0	1- 0				
10- 1	0- 0	0- 0	CONFERENCE	1- 0	4- 0	5- 1				
4- 1	0- 0	0- 0	HOME	1- 0	1- 0	2- 1				
6- 0	0- 0	0- 0	AWAY	0- 0	3- 0	3- 0				
0- 0	0- 0	0- 0	NEUTRAL	0- 0	0- 0	0- 0				

RPI 1-25				RPI 26-50				RPI 51-100 Team's RPI: 61				RPI 101+			
RPI	S	Opponent	Score	RPI	S	Opponent	Score	RPI	S	Opponent	Score	RPI	S	Opponent	Score
1	A	UConn	65 98	42	N	Georgia Tech	68 81	54	H	George Washington	50 48	107	A	Duquesne	75 64
20	N	Texas A&M	74 57	49	H	Quinnipiac	60 63	68	A	Virginia	56 66	111	H	Saint Joseph's	64 59
22	N	Creighton	53 56					87	H	Toledo	72 76	121	A	Saint Louis	78 67
												123	A	VCU	68 48
												133	N	Old Dominion	77 69
												157	A	George Mason	60 48
												161	H	La Salle	51 54
												174	A	Princeton	62 56
												204	A	Wisconsin	83 64
												224	A	St. Bonaventure	62 60
												243	N	Liberty	82 53
												279	A	Davidson	68 52
												298	H	Massachusetts	77 65
												299	H	Rhode Island	81 51
												347	H	Morgan St.	61 42
LAST 12 Division I GAMES:															
123	A	VCU	68 48	107	A	Duquesne	75 64								
279	A	Davidson	68 52	54	H	George Washington	50 48								
299	H	Rhode Island	81 51	224	A	St. Bonaventure	62 60								
157	A	George Mason	60 48	298	H	Massachusetts	77 65								
111	H	Saint Joseph's	64 59	68	A	Virginia	56 66								
121	A	Saint Louis	78 67	243	N	Liberty	82 53								

Non-Div I Games:

Dayton

■ Loss,
 ■ Non-Conf, S Site,
 ■ Home
 ■ Away
 N Neutral

Average RPI Win:	141	WON-LOST	WINNING	LAST 10	STRENGTH OF	OPP. STRENGTH	TEAM	ADJ.	CONF.	ADJ CONF.
Average RPI Loss:	16	RECORD	PCT. RANK	GAMES	SCHEDULE	OF SCHEDULE	RPI	RPI	RPI	RPI
DIV. I ONLY	20- 5	21	9- 1	34	43	16	16	7	7	
DIV. I NON-CONF.	8- 4	97	0- 0	17	13	33	33	7	7	
TOTALS	RPI 1-25	RPI 26-50	W-L RECORDS	RPI 51-100	RPI 101-150	RPI 150+				
20- 5	2- 4	2- 1	OVERALL	5- 0	0- 0	11- 0				
11- 2	1- 1	0- 1	HOME	2- 0	0- 0	8- 0				
7- 2	1- 2	1- 0	AWAY	2- 0	0- 0	3- 0				
2- 1	0- 1	1- 0	NEUTRAL	1- 0	0- 0	0- 0				
8- 4	0- 4	1- 0	NON-CONFERENCE	2- 0	0- 0	5- 0				
5- 1	0- 1	0- 0	HOME	1- 0	0- 0	4- 0				
1- 2	0- 2	0- 0	AWAY	0- 0	0- 0	1- 0				
2- 1	0- 1	1- 0	NEUTRAL	1- 0	0- 0	0- 0				
12- 1	2- 0	1- 1	CONFERENCE	3- 0	0- 0	6- 0				
6- 1	1- 0	0- 1	HOME	1- 0	0- 0	4- 0				
6- 0	1- 0	1- 0	AWAY	2- 0	0- 0	2- 0				
0- 0	0- 0	0- 0	NEUTRAL	0- 0	0- 0	0- 0				

RPI	S	Opponent	Score
1	A	UConn	46 91
2	H	Notre Dame	61 75
9	N	Baylor	72 104
22	A	Creighton	60 56
22	H	Creighton	79 65
23	A	Temple	74 84

RPI	S	Opponent	Score
34	N	Syracuse	108 84
43	H	Marquette	101 102
47	A	Georgetown	76 53

RPI	S	Opponent	Score
51	H	Northwestern	89 66
66	A	St. John's (NY)	78 66
66	H	St. John's (NY)	54 51
67	A	Villanova	80 50
81	N	Western Ky.	77 69

RPI	S	Opponent	Score
171	A	Providence	64 55
171	H	Providence	61 56
173	H	Xavier	85 69
181	A	Seton Hall	96 65
181	H	Seton Hall	86 60
186	H	Appalachian St.	99 58
202	H	UAB	90 80
238	H	Butler	100 69
263	H	UT Martin	100 68
284	H	Prairie View	94 62
316	A	Loyola Chicago	107 46

LAST 12 Division I GAMES:

181	H	Seton Hall	86 60	238	H	Butler	100 69
66	H	St. John's (NY)	54 51	66	A	St. John's (NY)	78 66
171	A	Providence	64 55	181	A	Seton Hall	96 65
22	A	Creighton	60 56	22	H	Creighton	79 65
43	H	Marquette	101 102	171	H	Providence	61 56
173	H	Xavier	85 69	67	A	Villanova	80 50

Non-Div I Games:

DePaul

Delaware

Through Games Of Feb. 7, 2017

Average RPI Win:	190	WON-LOST	WINNING	LAST 10	STRENGTH OF	OPP. STRENGTH	TEAM	ADJ.	CONF.	ADJ CONF.
Average RPI Loss:	94	RECORD	PCT. RANK	GAMES	SCHEDULE	OF SCHEDULE	RPI	RPI	RPI	RPI
DIV. I ONLY	13- 9	125	7- 3	78	151	114	114	8	8	
DIV. I NON-CONF.	6- 5	148	0- 1	87	263	152	152	8	8	
TOTALS	RPI 1-25	RPI 26-50	W-L RECORDS	RPI 51-100	RPI 101-150	RPI 150+				
13- 9	0- 0	0- 4	OVERALL	0- 1	1- 2	12- 2				
7- 6	0- 0	0- 2	HOME	0- 1	0- 1	7- 2				
6- 1	0- 0	0- 1	AWAY	0- 0	1- 0	5- 0				
0- 2	0- 0	0- 1	NEUTRAL	0- 0	0- 1	0- 0				
6- 5	0- 0	0- 2	NON-CONFERENCE	0- 0	0- 1	6- 2				
4- 3	0- 0	0- 1	HOME	0- 0	0- 0	4- 2				
2- 0	0- 0	0- 0	AWAY	0- 0	0- 0	2- 0				
0- 2	0- 0	0- 1	NEUTRAL	0- 0	0- 1	0- 0				
7- 4	0- 0	0- 2	CONFERENCE	0- 1	1- 1	6- 0				
3- 3	0- 0	0- 1	HOME	0- 1	0- 1	3- 0				
4- 1	0- 0	0- 1	AWAY	0- 0	1- 0	3- 0				
0- 0	0- 0	0- 0	NEUTRAL	0- 0	0- 0	0- 0				

RPI S	Opponent	Score	RPI S	Opponent	Score	RPI S	Opponent	Score	RPI S	Opponent	Score	Team's RPI: 114
27	A Elon	42 69	41	H James Madison	51 66	72	H Drexel	44 54	131	A William & Mary	68 54	
46	N Michigan St.	64 81	47	H Georgetown	46 54				131	H William & Mary	49 60	
									147	N Detroit	64 66	
									157	H George Mason	67 51	
									166	A Towson	73 67	
									168	H Hartford	66 67	
									170	H Army West Point	47 61	
									174	H Princeton	66 62	
									175	A American	56 55	
									178	H Col. of Charleston	71 66	
									182	A Hofstra	73 56	
									185	H Northeastern	65 53	
									216	H Robert Morris	67 65	
									220	A UNCW	63 52	
									220	H UNCW	57 40	
									224	H St. Bonaventure	43 40	
									242	A Loyola Maryland	47 45	
LAST 12 Division I GAMES:												
72	H Drexel	44 54	182	A Hofstra	73 56							
220	H UNCW	57 40	41	H James Madison	51 66							
166	A Towson	73 67	27	A Elon	42 69							
131	A William & Mary	68 54	220	A UNCW	63 52							
178	H Col. of Charleston	71 66	131	H William & Mary	49 60							
185	H Northeastern	65 53	168	H Hartford	66 67							

Non-Div I Games:

Delaware

Loss, Non-Conf, S Site, H Home A Away N Neutral

Average RPI Win:	342	WON-LOST	WINNING	LAST 10	STRENGTH OF	OPP. STRENGTH	TEAM	ADJ.	CONF.	ADJ CONF.
Average RPI Loss:	216	RECORD	PCT. RANK	GAMES	SCHEDULE	OF SCHEDULE	RPI	RPI	RPI	RPI
DIV. I ONLY	3- 21	335	2- 8	335	326	345	345	32	32	
DIV. I NON-CONF.	1- 12	332	0- 1	248	241	327	327	31	31	
TOTALS	RPI 1-25	RPI 26-50	W-L RECORDS	RPI 51-100	RPI 101-150	RPI 150+				
3- 21	0- 0	0- 1	OVERALL	0- 3	0- 2	3- 15				
1- 7	0- 0	0- 0	HOME	0- 1	0- 1	1- 5				
2- 14	0- 0	0- 1	AWAY	0- 2	0- 1	2- 10				
0- 0	0- 0	0- 0	NEUTRAL	0- 0	0- 0	0- 0				
1- 12	0- 0	0- 1	NON-CONFERENCE	0- 3	0- 2	1- 6				
0- 3	0- 0	0- 0	HOME	0- 1	0- 1	0- 1				
1- 9	0- 0	0- 1	AWAY	0- 2	0- 1	1- 5				
0- 0	0- 0	0- 0	NEUTRAL	0- 0	0- 0	0- 0				
2- 9	0- 0	0- 0	CONFERENCE	0- 0	0- 0	2- 9				
1- 4	0- 0	0- 0	HOME	0- 0	0- 0	1- 4				
1- 5	0- 0	0- 0	AWAY	0- 0	0- 0	1- 5				
0- 0	0- 0	0- 0	NEUTRAL	0- 0	0- 0	0- 0				






























































RPI S	Opponent	Score	RPI S	Opponent	Score	RPI S	Opponent	Score	RPI S	Opponent	Score	Team's RPI: 345
			45 A	Virginia Tech	48 88	71 A	Iowa St.	57 88	131 A	William & Mary	48 82	
						72 A	Drexel	44 69	147 H	Detroit	71 90	
						92 H	Cornell	51 72	155 H	Hampton	52 83	
									161 A	La Salle	38 78	
									173 A	Xavier	53 86	
									182 A	Hofstra	44 64	
									248 A	Bethune-Cookman	58 72	
									260 A	Savannah St.	57 64	
									268 H	Norfolk St.	74 82	
									277 A	N.C. A&T	44 83	
									277 H	N.C. A&T	60 68	
									306 H	NJIT	43 57	
									312 A	Lehigh	80 91	
									336 A	Longwood	77 88	
									340 A	South Carolina St.	72 70	
									341 A	Florida A&M	61 69	
									341 H	Florida A&M	56 65	
									342 A	Wagner	61 49	
									344 A	N.C. Central	63 68	
									344 H	N.C. Central	55 51	
LAST 12 Division I GAMES:												
341 A	Florida A&M	61 69	340 A	South Carolina St.	72 70							
248 A	Bethune-Cookman	58 72	268 H	Norfolk St.	74 82							
277 H	N.C. A&T	60 68	155 H	Hampton	52 83							
344 H	N.C. Central	55 51	344 A	N.C. Central	63 68							
341 H	Florida A&M	56 65	277 A	N.C. A&T	44 83							
260 A	Savannah St.	57 64	92 H	Cornell	51 72							

Non-Div I Games:

Delaware St.

■ Loss,
 ■ Non-Conf,
 ■ S Site,
 ■ H Home
 ■ A Away
 N Neutral

Average RPI Win: 290	WON-LOST	WINNING	LAST 10	STRENGTH OF	OPP. STRENGTH	TEAM	ADJ.	CONF.	ADJ CONF.
Average RPI Loss: 149	RECORD	PCT. RANK	GAMES	SCHEDULE	OF SCHEDULE	RPI	RPI	RPI	RPI
DIV. I ONLY	6- 17	295	3- 7	227	238	302	302	11	11
DIV. I NON-CONF.	3- 10	280	0- 2	286	310	332	332	10	10
TOTALS	RPI 1-25	RPI 26-50	W-L RECORDS	RPI 51-100	RPI 101-150	RPI 150+			
6- 17	0- 0	0- 1	OVERALL	0- 6	1- 2	5- 8			
4- 6	0- 0	0- 1	HOME	0- 1	0- 0	4- 4			
2- 10	0- 0	0- 0	AWAY	0- 2	1- 1	1- 1			
0- 1	0- 0	0- 0	NEUTRAL	0- 1	0- 0	0- 0			
3- 10	0- 0	0- 0	NON-CONFERENCE	0- 2	0- 2	3- 6			
3- 2	0- 0	0- 0	HOME	0- 0	0- 0	3- 2			
0- 7	0- 0	0- 0	AWAY	0- 1	0- 2	0- 4			
0- 1	0- 0	0- 0	NEUTRAL	0- 1	0- 0	0- 0			
3- 7	0- 0	0- 1	CONFERENCE	0- 4	1- 0	2- 2			
1- 4	0- 0	0- 1	HOME	0- 1	0- 0	1- 2			
2- 3	0- 0	0- 0	AWAY	0- 3	1- 0	1- 0			
0- 0	0- 0	0- 0	NEUTRAL	0- 0	0- 0	0- 0			

RPI S	Opponent	Score	RPI S	Opponent	Score	RPI S	Opponent	Score	RPI S	Opponent	Score	Team's RPI: 302
			38  South Dakota St.	63  72		57  UNI	68  79		103  Wyoming	49  59		
						59  South Dakota	64  70		108  Northern Colo.	48  68		
						59  South Dakota	44  53		136  Oral Roberts	47 45		
						65  Colorado St.	49  76		162  Omaha	73  82		
						76  IUPUI	49  71		185  Northeastern	69  72		
						91  Western Ill.	62  87		190  Idaho St.	64  65		
									215  Seattle U	72  75		
									222  Grand Canyon	70  73		
									282  North Dakota St.	80  86		
									296  Northern Ariz.	67  82		
									308  Pepperdine	75 67		
									313  Air Force	65 52		
									323  Fort Wayne	78 72		
									323  Fort Wayne	78 50		
									331  Utah Valley	58  72		
									338  Cal St. Fullerton	77 58		
LAST 12 Division I GAMES:												
323  Fort Wayne	78 50	323  Fort Wayne	78 72									
59  South Dakota	44  53	91  Western Ill.	62  87									
136  Oral Roberts	47 45	282  North Dakota St.	80  86									
162  Omaha	73  82	59  South Dakota	64  70									
38  South Dakota St.	63  72	185  Northeastern	69  72									
76  IUPUI	49  71	215  Seattle U	72  75									

Non-Div I Games:

Denver

Average RPI Win: 221	WON-LOST	WINNING	LAST 10	STRENGTH OF	OPP. STRENGTH	TEAM	ADJ.	CONF.	ADJ CONF.
Average RPI Loss: 137	RECORD	PCT. RANK	GAMES	SCHEDULE	OF SCHEDULE	RPI	RPI	RPI	RPI
DIV. I ONLY	13- 10	135	7- 3	196	184	147	147	20	20
DIV. I NON-CONF.	4- 7	224	0- 0	259	98	218	218	20	20
TOTALS	RPI 1-25	RPI 26-50	W-L RECORDS	RPI 51-100	RPI 101-150	RPI 150+			
13- 10	0- 0	1- 1	OVERALL	0- 2	2- 2	10- 5			
8- 2	0- 0	1- 0	HOME	0- 0	1- 0	6- 2			
4- 8	0- 0	0- 1	AWAY	0- 2	0- 2	4- 3			
1- 0	0- 0	0- 0	NEUTRAL	0- 0	1- 0	0- 0			
4- 7	0- 0	0- 0	NON-CONFERENCE	0- 2	2- 1	2- 4			
1- 2	0- 0	0- 0	HOME	0- 0	1- 0	0- 2			
2- 5	0- 0	0- 0	AWAY	0- 2	0- 1	2- 2			
1- 0	0- 0	0- 0	NEUTRAL	0- 0	1- 0	0- 0			
9- 3	0- 0	1- 1	CONFERENCE	0- 0	0- 1	8- 1			
7- 0	0- 0	1- 0	HOME	0- 0	0- 0	6- 0			
2- 3	0- 0	0- 1	AWAY	0- 0	0- 1	2- 1			
0- 0	0- 0	0- 0	NEUTRAL	0- 0	0- 0	0- 0			

RPI S	Opponent	Score	RPI S	Opponent	Score	RPI S	Opponent	Score	RPI S	Opponent	Score	Team's RPI: 147
33	A Green Bay	55 60	33	H Green Bay	76 72	53	A Minnesota	91 111	106	H Kent St.	73 52	
						87	A Toledo	66 72	114	N Delaware	66 64	
									134	A East Carolina	81 83	
									143	A Wright St.	69 77	
									157	H George Mason	54 55	
									160	A Oakland	80 71	
									162	H Western Mich.	65 75	
									172	A Milwaukee	69 81	
									172	H Milwaukee	77 63	
									194	H Cleveland St.	66 54	
									197	A CSUN	67 76	
									227	A Bradley	60 70	
									264	A Northern Ky.	55 53	
									264	H Northern Ky.	57 49	
									266	A Eastern Mich.	77 64	
									314	H Youngstown St.	80 63	
									320	H Valparaiso	85 60	
									325	H Ill.-Chicago	98 76	
									345	A Delaware St.	90 71	
LAST 12 Division I GAMES:												
33	H Green Bay	76 72	264	H Northern Ky.	57 49							
172	H Milwaukee	77 63	172	A Milwaukee	69 81							
264	A Northern Ky.	55 53	33	A Green Bay	55 60							
143	A Wright St.	69 77	160	A Oakland	80 71							
194	H Cleveland St.	66 54	325	H Ill.-Chicago	98 76							
314	H Youngstown St.	80 63	320	H Valparaiso	85 60							

Non-Div I Games:

Detroit

Drake

Through Games Of Feb. 7, 2017

Average RPI Win:	180	WON-LOST	WINNING	LAST 10	STRENGTH OF	OPP. STRENGTH	TEAM	ADJ.	CONF.	ADJ CONF.
Average RPI Loss:	38	RECORD	PCT. RANK	GAMES	SCHEDULE	OF SCHEDULE	RPI	RPI	RPI	RPI
DIV. I ONLY	17- 4	18	10- 0	96	108	32	32	16	16	
DIV. I NON-CONF.	6- 4	126	1- 0	13	19	21	21	14	14	
TOTALS	RPI 1-25	RPI 26-50	W-L RECORDS	RPI 51-100	RPI 101-150	RPI 150+				
17- 4	0- 2	1- 1	OVERALL	2- 1	3- 0	11- 0				
7- 0	0- 0	1- 0	HOME	1- 0	1- 0	4- 0				
9- 3	0- 1	0- 1	AWAY	1- 1	1- 0	7- 0				
1- 1	0- 1	0- 0	NEUTRAL	0- 0	1- 0	0- 0				
6- 4	0- 2	1- 1	NON-CONFERENCE	1- 1	3- 0	1- 0				
3- 0	0- 0	1- 0	HOME	1- 0	1- 0	0- 0				
2- 3	0- 1	0- 1	AWAY	0- 1	1- 0	1- 0				
1- 1	0- 1	0- 0	NEUTRAL	0- 0	1- 0	0- 0				
11- 0	0- 0	0- 0	CONFERENCE	1- 0	0- 0	10- 0				
4- 0	0- 0	0- 0	HOME	0- 0	0- 0	4- 0				
7- 0	0- 0	0- 0	AWAY	1- 0	0- 0	6- 0				
0- 0	0- 0	0- 0	NEUTRAL	0- 0	0- 0	0- 0				

RPI 1-25				RPI 26-50				Team's RPI: 32	RPI 51-100				RPI 101+			
RPI	S	Opponent	Score	RPI	S	Opponent	Score		RPI	S	Opponent	Score	RPI	S	Opponent	Score
22	A	Creighton	77 80	33	A	Green Bay	48 71		57	A	UNI	88 79	103	H	Wyoming	63 50
25	N	Auburn	80 85	50	H	Iowa	81 76		71	A	Iowa St.	67 75	138	A	North Dakota	99 91
									77	H	Northern Ill.	95 86	144	N	Eastern Wash.	93 78
													152	A	Missouri St.	90 64
													179	A	Nebraska	84 70
													183	A	Southern Ill.	71 60
													183	H	Southern Ill.	75 59
													193	A	Wichita St.	83 78
													200	H	Indiana St.	76 62
													227	A	Bradley	93 60
													270	A	Evansville	73 48
													270	H	Evansville	82 65
													316	H	Loyola Chicago	89 46
													319	A	Illinois St.	87 36
LAST 12 Division I GAMES:																
270	A	Evansville	73 48	227	A	Bradley	93 60									
183	A	Southern Ill.	71 60	183	H	Southern Ill.	75 59									
57	A	UNI	88 79	270	H	Evansville	82 65									
200	H	Indiana St.	76 62	152	A	Missouri St.	90 64									
316	H	Loyola Chicago	89 46	193	A	Wichita St.	83 78									
319	A	Illinois St.	87 36	144	N	Eastern Wash.	93 78									

Non-Div I Games: Clarke 118 43

Drake

■ Loss,
 ■ Non-Conf,
 ■ S Site,
 ■ Home
 ■ Away
 N Neutral

Average RPI Win: 181		WON-LOST	WINNING	LAST 10	STRENGTH OF	OPP. STRENGTH	TEAM	ADJ.	CONF.	ADJ CONF.
Average RPI Loss: 73		RECORD	PCT. RANK	GAMES	SCHEDULE	OF SCHEDULE	RPI	RPI	RPI	RPI
DIV. I ONLY		16- 6	53	6- 4	197	78	72	72	8	8
DIV. I NON-CONF.		9- 2	37	1- 0	237	114	71	71	8	8
TOTALS		RPI 1-25	RPI 26-50		W-L RECORDS		RPI 51-100	RPI 101-150	RPI 150+	
16- 6	0- 0	1- 3		OVERALL		2- 1	2- 1		11- 1	
9- 1	0- 0	1- 1		HOME		1- 0	1- 0		6- 0	
5- 5	0- 0	0- 2		AWAY		1- 1	1- 1		3- 1	
2- 0	0- 0	0- 0		NEUTRAL		0- 0	0- 0		2- 0	
9- 2	0- 0	1- 0		NON-CONFERENCE		2- 1	1- 1		5- 0	
5- 0	0- 0	1- 0		HOME		1- 0	1- 0		2- 0	
2- 2	0- 0	0- 0		AWAY		1- 1	0- 1		1- 0	
2- 0	0- 0	0- 0		NEUTRAL		0- 0	0- 0		2- 0	
7- 4	0- 0	0- 3		CONFERENCE		0- 0	1- 0		6- 1	
4- 1	0- 0	0- 1		HOME		0- 0	0- 0		4- 0	
3- 3	0- 0	0- 2		AWAY		0- 0	1- 0		2- 1	
0- 0	0- 0	0- 0		NEUTRAL		0- 0	0- 0		0- 0	

RPI 1-25				RPI 26-50				RPI 51-100				Team's RPI: 72	RPI 101+			
RPI	S	Opponent	Score	RPI	S	Opponent	Score	RPI	S	Opponent	Score		RPI	S	Opponent	Score
				27	A	Elon	65 75	58	A	Bucknell	66 78		109	A	Vanderbilt	63 73
				27	H	Elon	45 48	84	H	Penn St.	83 60		111	H	Saint Joseph's	60 49
				34	H	Syracuse	62 61	92	A	Cornell	63 53		114	A	Delaware	54 44
				41	A	James Madison	47 54						157	N	George Mason	82 71
													166	H	Towson	58 48
													178	A	Col. of Charleston	75 79
													178	H	Col. of Charleston	70 57
													182	H	Hofstra	65 43
													185	A	Northeastern	63 33
													185	H	Northeastern	74 51
													219	H	Niagara	69 57
													220	A	UNCW	71 38
													298	N	Massachusetts	65 47
													322	A	Lafayette	81 39
													345	H	Delaware St.	69 44
LAST 12 Division I GAMES:																
				114	A	Delaware	54 44	27	A	Elon	65 75					
				178	A	Col. of Charleston	75 79	220	A	UNCW	71 38					
				185	H	Northeastern	74 51	185	A	Northeastern	63 33					
				41	A	James Madison	47 54	27	H	Elon	45 48					
				182	H	Hofstra	65 43	166	H	Towson	58 48					
				178	H	Col. of Charleston	70 57	298	N	Massachusetts	65 47					

Non-Div I Games:

Drexel

■ Loss,
 ■ Non-Conf, S Site,
 ■ Home
 ■ Away
 N Neutral

Average RPI Win: 118	WON-LOST	WINNING	LAST 10	STRENGTH OF	OPP. STRENGTH	TEAM	ADJ.	CONF.	ADJ CONF.
Average RPI Loss: 38	RECORD	PCT. RANK	GAMES	SCHEDULE	OF SCHEDULE	RPI	RPI	RPI	RPI
DIV. I ONLY	20- 4	11	7- 3	33	13	10	10	3	3
DIV. I NON-CONF.	12- 1	7	1- 0	105	33	11	11	4	4
TOTALS	RPI 1-25	RPI 26-50	W-L RECORDS	RPI 51-100	RPI 101-150	RPI 150+			
20- 4	3- 2	3- 1	OVERALL	4- 0	4- 1	6- 0			
13- 0	3- 0	2- 0	HOME	3- 0	3- 0	2- 0			
7- 4	0- 2	1- 1	AWAY	1- 0	1- 1	4- 0			
0- 0	0- 0	0- 0	NEUTRAL	0- 0	0- 0	0- 0			
12- 1	2- 0	1- 0	NON-CONFERENCE	1- 0	3- 1	5- 0			
8- 0	2- 0	1- 0	HOME	1- 0	2- 0	2- 0			
4- 1	0- 0	0- 0	AWAY	0- 0	1- 1	3- 0			
0- 0	0- 0	0- 0	NEUTRAL	0- 0	0- 0	0- 0			
8- 3	1- 2	2- 1	CONFERENCE	3- 0	1- 0	1- 0			
5- 0	1- 0	1- 0	HOME	2- 0	1- 0	0- 0			
3- 3	0- 2	1- 1	AWAY	1- 0	0- 0	1- 0			
0- 0	0- 0	0- 0	NEUTRAL	0- 0	0- 0	0- 0			

RPI	S	Opponent	Score	RPI	S	Opponent	Score	RPI	S	Opponent	Score	RPI	S	Opponent	Score
2	A	Notre Dame	58 62	27	H	Elon	68 61	60	H	Wake Forest	71 43	101	A	Long Beach St.	83 46
3	H	South Carolina	74 63	36	A	North Carolina St.	52 55	67	H	Villanova	68 50	109	A	Vanderbilt	73 77
5	A	Florida St.	45 69	42	A	Georgia Tech	75 68	68	A	Virginia	70 51	112	H	Clemson	65 37
13	H	Louisville	58 55	45	H	Virginia Tech	84 59	85	H	North Carolina	70 58	118	H	Penn	68 55
18	H	Kentucky	69 54									133	H	Old Dominion	92 64
												177	A	Boston College	67 44
												189	A	Rutgers	68 32
												222	H	Grand Canyon	90 47
												243	A	Liberty	98 38
												308	A	Pepperdine	99 65
												336	H	Longwood	105 48
LAST 12 Division I GAMES:															
68	A	Virginia	70 51	36	A	North Carolina St.	52 55								
112	H	Clemson	65 37	85	H	North Carolina	70 58								
60	H	Wake Forest	71 43	5	A	Florida St.	45 69								
2	A	Notre Dame	58 62	42	A	Georgia Tech	75 68								
177	A	Boston College	67 44	13	H	Louisville	58 55								
45	H	Virginia Tech	84 59	18	H	Kentucky	69 54								

Non-Div I Games:

Duke

■ Loss,
 ■ Non-Conf, S Site,
 ■ Home
 ■ Away
 N Neutral

RPI 1-25				RPI 26-50				RPI 51-100				RPI 101+				Team's RPI: 107	
RPI	S	Opponent	Score	RPI	S	Opponent	Score	RPI	S	Opponent	Score	RPI	S	Opponent	Score		
17	H	Maryland	57 77	31	A	Ohio St.	69 89	54	A	George Washington	73 63	111	A	Saint Joseph's	58 60		
				40	A	California	66 86	54	H	George Washington	40 75	115	A	Fordham	51 64		
				44	A	Ohio	46 64	61	H	Dayton	64 75	121	H	Saint Louis	94 65		
								66	A	St. John's (NY)	71 65	141	H	Pittsburgh	63 54		
								69	H	Buffalo	69 71	148	A	Iona	61 58		
								88	H	Charlotte	63 77	157	H	George Mason	76 57		
												161	A	La Salle	76 68		
												211	A	Akron	67 57		
												224	A	St. Bonaventure	56 69		
												239	H	Richmond	73 61		
												279	H	Davidson	73 51		
												286	N	Western Caro.	65 50		
												298	A	Massachusetts	67 75		
												312	H	Lehigh	63 49		
												322	H	Lafayette	67 52		
LAST 12 Division I GAMES:																	
				40	A	California	66 86	121	H	Saint Louis	94 65						
				157	H	George Mason	76 57	298	A	Massachusetts	67 75						
				111	A	Saint Joseph's	58 60	61	H	Dayton	64 75						
				54	A	George Washington	73 63	279	H	Davidson	73 51						
				239	H	Richmond	73 61	161	A	La Salle	76 68						
				224	A	St. Bonaventure	56 69	54	H	George Washington	40 75						

Duquesne

Page 73

Average RPI Win:	250	WON-LOST	WINNING	LAST 10	STRENGTH OF	OPP. STRENGTH	TEAM	ADJ.	CONF.	ADJ CONF.
Average RPI Loss:	127	RECORD	PCT. RANK	GAMES	SCHEDULE	OF SCHEDULE	RPI	RPI	RPI	RPI
DIV. I ONLY	14- 10	131	7- 3	258	170	187	187	18	18	
DIV. I NON-CONF.	8- 7	164	2- 1	305	134	226	226	21	21	
TOTALS	RPI 1-25	RPI 26-50	W-L RECORDS	RPI 51-100	RPI 101-150	RPI 150+				
14- 10	0- 1	0- 1	OVERALL	0- 1	1- 4	13- 3				
7- 5	0- 1	0- 1	HOME	0- 0	1- 2	6- 1				
6- 4	0- 0	0- 0	AWAY	0- 1	0- 1	6- 2				
1- 1	0- 0	0- 0	NEUTRAL	0- 0	0- 1	1- 0				
8- 7	0- 1	0- 1	NON-CONFERENCE	0- 0	1- 2	7- 3				
4- 4	0- 1	0- 1	HOME	0- 0	1- 1	3- 1				
3- 2	0- 0	0- 0	AWAY	0- 0	0- 0	3- 2				
1- 1	0- 0	0- 0	NEUTRAL	0- 0	0- 1	1- 0				
6- 3	0- 0	0- 0	CONFERENCE	0- 1	0- 2	6- 0				
3- 1	0- 0	0- 0	HOME	0- 0	0- 1	3- 0				
3- 2	0- 0	0- 0	AWAY	0- 1	0- 1	3- 0				
0- 0	0- 0	0- 0	NEUTRAL	0- 0	0- 0	3- 0				

RPI 1-25				RPI 26-50				RPI 51-100				RPI 101+ Team's RPI: 187			
RPI	S	Opponent	Score	RPI	S	Opponent	Score	RPI	S	Opponent	Score	RPI	S	Opponent	Score
14	H	Tennessee	58 83	27	H	Elon	51 79	95	A	Chattanooga	45 60	104	A	Mercer	55 72
												104	H	Mercer	56 71
												109	H	Vanderbilt	72 80
												119	N	Maine	48 61
												133	H	Old Dominion	70 60
												186	H	Appalachian St.	68 71
												221	A	Campbell	56 55
												226	A	Samford	69 57
												226	H	Samford	61 56
												235	A	Wofford	77 69
												238	A	Butler	68 59
												247	H	Murray St.	79 60
												250	A	Austin Peay	74 77
												256	H	UNCG	60 52
												257	A	Furman	74 64
												264	A	Northern Ky.	56 62
												278	A	Tennessee Tech	82 76
												279	H	Davidson	76 56
												286	H	Western Caro.	76 57
												293	N	Coppin St.	70 58
												326	H	Winthrop	62 45
LAST 12 Division I GAMES:															
104	H	Mercer	56 71	95	A	Chattanooga	45 60								
226	H	Samford	61 56	226	A	Samford	69 57								
235	A	Wofford	77 69	104	A	Mercer	55 72								
257	A	Furman	74 64	133	H	Old Dominion	70 60								
286	H	Western Caro.	76 57	293	N	Coppin St.	70 58								
256	H	UNCG	60 52	119	N	Maine	48 61								

Non-Div I Games:

ETSU

■ Loss,
 ■ Non-Conf,
 ■ S Site,
 ■ H Home
 ■ A Away
 N Neutral

East Carolina

Through Games Of Feb. 7, 2017

Average RPI Win:	196	WON-LOST	WINNING	LAST 10	STRENGTH OF	OPP. STRENGTH	TEAM	ADJ.	CONF.	ADJ CONF.
Average RPI Loss:	76	RECORD	PCT. RANK	GAMES	SCHEDULE	OF SCHEDULE	RPI	RPI	RPI	RPI
DIV. I ONLY	9- 13	221	1- 9	35	91	134	134	5	5	
DIV. I NON-CONF.	8- 4	97	1- 1	95	271	89	89	5	5	
TOTALS	RPI 1-25	RPI 26-50	W-L RECORDS	RPI 51-100	RPI 101-150	RPI 150+				
9- 13	0- 4	0- 2	OVERALL	0- 2	3- 3	6- 2				
6- 5	0- 2	0- 1	HOME	0- 0	2- 1	4- 1				
1- 7	0- 2	0- 1	AWAY	0- 1	0- 2	1- 1				
2- 1	0- 0	0- 0	NEUTRAL	0- 1	1- 0	1- 0				
8- 4	0- 1	0- 0	NON-CONFERENCE	0- 2	2- 1	6- 0				
5- 1	0- 1	0- 0	HOME	0- 0	1- 0	4- 0				
1- 2	0- 0	0- 0	AWAY	0- 1	0- 1	1- 0				
2- 1	0- 0	0- 0	NEUTRAL	0- 1	1- 0	1- 0				
1- 9	0- 3	0- 2	CONFERENCE	0- 0	1- 2	0- 2				
1- 4	0- 1	0- 1	HOME	0- 0	1- 1	0- 1				
0- 5	0- 2	0- 1	AWAY	0- 0	0- 1	0- 1				
0- 0	0- 0	0- 0	NEUTRAL	0- 0	0- 0	0- 0				

RPI	S	Opponent	Score	RPI	S	Opponent	Score	RPI	S	Opponent	Score	RPI	S	Opponent	Score	Team's RPI: 134
1	A	UConn	45 90	29	A	South Fla.	48 79	62	N	West Virginia	47 79	102	H	SMU	58 57	
1	H	UConn	44 91	39	H	Tulane	45 61	88	A	Charlotte	64 79	128	N	Ball St.	82 69	
23	A	Temple	47 78									129	A	Tulsa	92 100	
25	H	Auburn	52 61									131	A	William & Mary	72 82	
												137	H	UCF	42 54	
												147	H	Detroit	83 81	
												153	A	Cincinnati	64 74	
												164	H	Houston	62 73	
												220	H	UNCW	75 65	
												223	H	Presbyterian	54 46	
												232	N	Marist	70 68	
												233	H	Southern U.	62 55	
												239	A	Richmond	71 60	
												241	H	UMES	66 58	
LAST 12 Division I GAMES:																
164	H	Houston	62 73	23	A	Temple	47 78									
129	A	Tulsa	92 100	102	H	SMU	58 57									
1	H	UConn	44 91	1	A	UConn	45 90									
153	A	Cincinnati	64 74	39	H	Tulane	45 61									
137	H	UCF	42 54	131	A	William & Mary	72 82									
29	A	South Fla.	48 79	233	H	Southern U.	62 55									

Non-Div I Games: Greensboro 107 40

East Carolina

Loss, Non-Conf, S Site, H Home A Away N Neutral

Average RPI Win:	283	WON-LOST	WINNING	LAST 10	STRENGTH OF	OPP. STRENGTH	TEAM	ADJ.	CONF.	ADJ CONF.
Average RPI Loss:	205	RECORD	PCT. RANK	GAMES	SCHEDULE	OF SCHEDULE	RPI	RPI	RPI	RPI
DIV. I ONLY	6- 15	283	4- 6	228	336	297	297	26	26	
DIV. I NON-CONF.	2- 8	288	0- 1	208	346	294	294	26	26	
TOTALS	RPI 1-25	RPI 26-50	W-L RECORDS	RPI 51-100	RPI 101-150	RPI 150+				
6- 15	0- 0	0- 0	OVERALL	0- 2	0- 2	6- 11				
3- 6	0- 0	0- 0	HOME	0- 1	0- 1	3- 4				
3- 9	0- 0	0- 0	AWAY	0- 1	0- 1	3- 7				
0- 0	0- 0	0- 0	NEUTRAL	0- 0	0- 0	0- 0				
2- 8	0- 0	0- 0	NON-CONFERENCE	0- 1	0- 2	2- 5				
0- 3	0- 0	0- 0	HOME	0- 0	0- 1	0- 2				
2- 5	0- 0	0- 0	AWAY	0- 1	0- 1	2- 3				
0- 0	0- 0	0- 0	NEUTRAL	0- 0	0- 0	0- 0				
4- 7	0- 0	0- 0	CONFERENCE	0- 1	0- 0	4- 6				
3- 3	0- 0	0- 0	HOME	0- 1	0- 0	3- 2				
1- 4	0- 0	0- 0	AWAY	0- 0	0- 0	1- 4				
0- 0	0- 0	0- 0	NEUTRAL	0- 0	0- 0	0- 0				

RPI S	Opponent	Score	RPI S	Opponent	Score	RPI S	Opponent	Score	RPI S	Opponent	Score	Team's RPI: 297
						79	H Belmont	58 77	132	A Stetson	55 72	
						91	A Western Ill.	62 83	143	H Wright St.	61 71	
									153	A Cincinnati	64 78	
									188	A Morehead St.	62 66	
									194	H Cleveland St.	56 66	
									200	H Indiana St.	61 88	
									208	H SIUE	59 75	
									236	A Tennessee St.	58 69	
									247	A Murray St.	74 92	
									250	H Austin Peay	59 69	
									262	H Jacksonville St.	71 67	
									263	H UT Martin	80 70	
									270	A Evansville	73 63	
									278	H Tennessee Tech	54 46	
									285	A Southeast Mo. St.	71 62	
									315	A Eastern Ky.	85 88	
									319	A Illinois St.	49 60	
									320	A Valparaiso	68 73	
									341	A Florida A&M	66 50	
LAST 12 Division I GAMES:												
278	H	Tennessee Tech	54	46	247	A	Murray St.	74	92			
236	A	Tennessee St.	58	69	315	A	Eastern Ky.	85	88			
208	H	SIUE	59	75	188	A	Morehead St.	62	66			
285	A	Southeast Mo. St.	71	62	262	H	Jacksonville St.	71	67			
263	H	UT Martin	80	70	79	H	Belmont	58	77			
250	H	Austin Peay	59	69	153	A	Cincinnati	64	78			

Non-Div I Games: Ill.-Springfield 74 60 Millikin 97 54

Eastern Ill.

Loss, Non-Conf, S Site, H Home A Away N Neutral

Average RPI Win:	269	WON-LOST	WINNING	LAST 10	STRENGTH OF	OPP. STRENGTH	TEAM	ADJ.	CONF.	ADJ CONF.
Average RPI Loss:	202	RECORD	PCT. RANK	GAMES	SCHEDULE	OF SCHEDULE	RPI	RPI	RPI	RPI
DIV. I ONLY	7- 16	276	4- 6	289	301	315	315	26	26	
DIV. I NON-CONF.	2- 10	305	0- 1	308	291	341	341	26	26	
TOTALS	RPI 1-25	RPI 26-50	W-L RECORDS	RPI 51-100	RPI 101-150	RPI 150+				
7- 16	0- 0	0- 0	OVERALL	0- 2	0- 3	7- 11				
5- 4	0- 0	0- 0	HOME	0- 1	0- 0	5- 3				
1- 9	0- 0	0- 0	AWAY	0- 1	0- 3	1- 5				
1- 3	0- 0	0- 0	NEUTRAL	0- 0	0- 0	1- 3				
2- 10	0- 0	0- 0	NON-CONFERENCE	0- 1	0- 3	2- 6				
1- 3	0- 0	0- 0	HOME	0- 1	0- 0	1- 2				
0- 4	0- 0	0- 0	AWAY	0- 0	0- 3	0- 1				
1- 3	0- 0	0- 0	NEUTRAL	0- 0	0- 0	1- 3				
5- 6	0- 0	0- 0	CONFERENCE	0- 1	0- 0	5- 5				
4- 1	0- 0	0- 0	HOME	0- 0	0- 0	4- 1				
1- 5	0- 0	0- 0	AWAY	0- 1	0- 0	1- 4				
0- 0	0- 0	0- 0	NEUTRAL	0- 0	0- 0	0- 0				

RPI S	Opponent	Score	RPI S	Opponent	Score	RPI S	Opponent	Score	RPI S	Opponent	Score	Team's RPI: 315
						79	A Belmont	58 74	106	A Kent St.	67 80	
						81	H Western Ky.	63 90	121	A Saint Louis	51 78	
									143	A Wright St.	73 85	
									162	N Western Mich.	59 74	
									188	A Morehead St.	54 80	
									208	H SIUE	75 63	
									211	H Akron	57 63	
									218	N Miami (OH)	54 65	
									236	H Tennessee St.	66 62	
									247	A Murray St.	64 70	
									250	H Austin Peay	80 71	
									256	A UNCG	66 81	
									261	H Bowling Green	57 55	
									262	H Jacksonville St.	49 54	
									263	A UT Martin	56 66	
									278	A Tennessee Tech	51 53	
									285	A Southeast Mo. St.	74 63	
									286	H Western Caro.	61 72	
									297	H Eastern Ill.	88 85	
									323	N Fort Wayne	59 68	
									347	N Morgan St.	66 58	
LAST 12 Division I GAMES:												
247	A	Murray St.	64	70	236	H	Tennessee St.	66	62			
263	A	UT Martin	56	66	79	A	Belmont	58	74			
250	H	Austin Peay	80	71	297	H	Eastern Ill.	88	85			
278	A	Tennessee Tech	51	53	208	H	SIUE	75	63			
262	H	Jacksonville St.	49	54	285	A	Southeast Mo. St.	74	63			
188	A	Morehead St.	54	80	256	A	UNCG	66	81			

Non-Div I Games: Ohio Valley 88 30

Eastern Ky.

■ Loss,
 ■ Non-Conf,
 ■ S Site,
 ■ Home
 ■ A Away
 N Neutral

Average RPI Win:	283	WON-LOST	WINNING	LAST 10	STRENGTH OF	OPP. STRENGTH	TEAM	ADJ.	CONF.	ADJ CONF.
Average RPI Loss:	124	RECORD	PCT. RANK	GAMES	SCHEDULE	OF SCHEDULE	RPI	RPI	RPI	RPI
DIV. I ONLY	5- 16	303	1- 9	127	195	266	266	10	10	
DIV. I NON-CONF.	4- 7	224	1- 1	182	275	233	233	11	11	
TOTALS	RPI 1-25	RPI 26-50	W-L RECORDS	RPI 51-100	RPI 101-150	RPI 150+				
5- 16	0- 0	0- 2	OVERALL	0- 5	0- 4	5- 5				
3- 6	0- 0	0- 0	HOME	0- 2	0- 2	3- 2				
1- 8	0- 0	0- 1	AWAY	0- 3	0- 1	1- 3				
1- 2	0- 0	0- 1	NEUTRAL	0- 0	0- 1	1- 0				
4- 7	0- 0	0- 1	NON-CONFERENCE	0- 2	0- 2	4- 2				
2- 2	0- 0	0- 0	HOME	0- 0	0- 1	2- 1				
1- 3	0- 0	0- 0	AWAY	0- 2	0- 0	1- 1				
1- 2	0- 0	0- 1	NEUTRAL	0- 0	0- 1	1- 0				
1- 9	0- 0	0- 1	CONFERENCE	0- 3	0- 2	1- 3				
1- 4	0- 0	0- 0	HOME	0- 2	0- 1	1- 1				
0- 5	0- 0	0- 1	AWAY	0- 1	0- 1	0- 2				
0- 0	0- 0	0- 0	NEUTRAL	0- 0	0- 0	0- 0				

RPI 1-25				RPI 26-50				RPI 51-100				RPI 101+ Team's RPI: 266			
RPI	S	Opponent	Score	RPI	S	Opponent	Score	RPI	S	Opponent	Score	RPI	S	Opponent	Score
				39	N	Tulane	50 62	60	A	Wake Forest	61 89	106	H	Kent St.	67 86
				44	A	Ohio	51 68	77	A	Northern Ill.	73 85	108	N	Northern Colo.	57 58
								83	H	Central Mich.	63 104	128	A	Ball St.	49 78
								87	H	Toledo	49 66	147	H	Detroit	64 77
								94	A	Purdue	50 77	162	H	Western Mich.	67 76
												188	A	Morehead St.	73 78
												211	A	Akron	62 80
												218	A	Miami (OH)	61 72
												224	H	St. Bonaventure	75 56
												225	H	Monmouth	68 75
												261	H	Bowling Green	81 74
												280	N	Georgia St.	69 59
												313	H	Air Force	65 44
												335	A	Incarname Word	66 47
LAST 12 Division I GAMES:															
				83	H	Central Mich.	63 104	218	A	Miami (OH)	61 72				
				211	A	Akron	62 80	106	H	Kent St.	67 86				
				261	H	Bowling Green	81 74	87	H	Toledo	49 66				
				44	A	Ohio	51 68	77	A	Northern Ill.	73 85				
				128	A	Ball St.	49 78	313	H	Air Force	65 44				
				162	H	Western Mich.	67 76	94	A	Purdue	50 77				

Non-Div I Games: Ferris St. 68 50

Eastern Mich.

■ Loss,
■ Non-Conf,
■ S Site,
■ H Home
■ A Away
N Neutral

Average RPI Win:	262	WON-LOST	WINNING	LAST 10	STRENGTH OF	OPP. STRENGTH	TEAM	ADJ.	CONF.	ADJ CONF.
Average RPI Loss:	77	RECORD	PCT. RANK	GAMES	SCHEDULE	OF SCHEDULE	RPI	RPI	RPI	RPI
DIV. I ONLY	12- 9	133	7- 3	201	186	144	144	19	19	
DIV. I NON-CONF.	4- 6	209	0- 1	52	141	122	122	19	19	
TOTALS	RPI 1-25	RPI 26-50	W-L RECORDS	RPI 51-100	RPI 101-150	RPI 150+				
12- 9	0- 1	0- 3	OVERALL	0- 4	1- 0	11- 1				
5- 2	0- 0	0- 0	HOME	0- 2	1- 0	4- 0				
6- 5	0- 1	0- 1	AWAY	0- 2	0- 0	6- 1				
1- 2	0- 0	0- 2	NEUTRAL	0- 0	0- 0	1- 0				
4- 6	0- 1	0- 3	NON-CONFERENCE	0- 2	0- 0	4- 0				
1- 1	0- 0	0- 0	HOME	0- 1	0- 0	1- 0				
2- 3	0- 1	0- 1	AWAY	0- 1	0- 0	2- 0				
1- 2	0- 0	0- 2	NEUTRAL	0- 0	0- 0	1- 0				
8- 3	0- 0	0- 0	CONFERENCE	0- 2	1- 0	7- 1				
4- 1	0- 0	0- 0	HOME	0- 1	1- 0	3- 0				
4- 2	0- 0	0- 0	AWAY	0- 1	0- 0	4- 1				
0- 0	0- 0	0- 0	NEUTRAL	0- 0	0- 0	0- 0				

RPI 1-25				RPI 26-50				RPI 51-100				RPI 101+				Team's RPI: 144	
RPI	S	Opponent	Score	RPI	S	Opponent	Score	RPI	S	Opponent	Score	RPI	S	Opponent	Score		
8	A	Washington	52 100	27	N	Elon	55 76	63	A	Montana St.	83 88	140	H	Idaho	67 57		
				32	N	Drake	78 93	63	H	Montana St.	61 72	190	H	Idaho St.	58 41		
				39	A	Tulane	51 63	78	H	Gonzaga	54 73	197	A	CSUN	71 57		
								86	A	Boise St.	64 67	228	H	Weber St.	99 85		
												257	N	Furman	68 56		
												258	A	Portland St.	68 62		
												273	A	Southern Utah	67 66		
												276	A	Sacramento St.	72 65		
												296	A	Northern Ariz.	47 56		
												328	A	Montana	60 46		
												328	H	Montana	64 57		
												331	A	Utah Valley	83 50		
												338	H	Cal St. Fullerton	84 67		
LAST 12 Division I GAMES:																	
258	A	Portland St.	68 62	228	H	Weber St.	99 85	190	H	Idaho St.	58 41	328	A	Montana	60 46		
276	A	Sacramento St.	72 65	63	H	Montana St.	61 72	63	A	Montana St.	83 88	140	H	Idaho	67 57		
63	H	Montana	64 57	32	N	Drake	78 93										
328	H	Montana	64 57														
273	A	Southern Utah	67 66														
296	A	Northern Ariz.	47 56														

Non-Div I Games: Multnomah 88 30

Eastern Wash.

■ Loss,
■ Non-Conf,
■ S Site,
■ H Home
■ A Away
N Neutral

Average RPI Win:	156	WON-LOST	WINNING	LAST 10	STRENGTH OF	OPP. STRENGTH	TEAM	ADJ.	CONF.	ADJ CONF.
Average RPI Loss:	46	RECORD	PCT. RANK	GAMES	SCHEDULE	OF SCHEDULE	RPI	RPI	RPI	RPI
DIV. I ONLY	17- 5	27	3- 0	55	95	27	27	8	8	
DIV. I NON-CONF.	7- 4	114	2- 0	34	76	42	42	8	8	
TOTALS	RPI 1-25	RPI 26-50	W-L RECORDS	RPI 51-100	RPI 101-150	RPI 150+				
17- 5	0- 1	0- 2	OVERALL	4- 2	3- 0	10- 0				
6- 2	0- 0	0- 1	HOME	2- 1	1- 0	3- 0				
9- 3	0- 1	0- 1	AWAY	2- 1	1- 0	6- 0				
2- 0	0- 0	0- 0	NEUTRAL	0- 0	1- 0	1- 0				
7- 4	0- 1	0- 1	NON-CONFERENCE	2- 2	1- 0	4- 0				
2- 1	0- 0	0- 0	HOME	1- 1	0- 0	1- 0				
3- 3	0- 1	0- 1	AWAY	1- 1	0- 0	2- 0				
2- 0	0- 0	0- 0	NEUTRAL	0- 0	1- 0	1- 0				
10- 1	0- 0	0- 1	CONFERENCE	2- 0	2- 0	6- 0				
4- 1	0- 0	0- 1	HOME	1- 0	1- 0	2- 0				
6- 0	0- 0	0- 0	AWAY	1- 0	1- 0	4- 0				
0- 0	0- 0	0- 0	NEUTRAL	0- 0	0- 0	0- 0				

RPI 1-25				RPI 26-50				Team's RPI: 27		RPI 51-100				RPI 101+			
RPI	S	Opponent	Score	RPI	S	Opponent	Score		RPI	S	Opponent	Score	RPI	S	Opponent	Score	
10	A	Duke	61 68	33	A	Green Bay	56 71		58	H	Bucknell	64 58	114	H	Delaware	69 42	
				41	H	James Madison	70 76		60	H	Wake Forest	68 78	131	A	William & Mary	60 58	
									72	A	Drexel	48 45	144	N	Eastern Wash.	76 55	
									72	H	Drexel	75 65	166	H	Towson	83 55	
									83	A	Central Mich.	71 57	178	A	Col. of Charleston	84 56	
									85	A	North Carolina	73 78	178	H	Col. of Charleston	70 57	
													182	A	Hofstra	64 53	
													185	A	Northeastern	76 65	
													187	A	ETSU	79 51	
													189	H	Rutgers	66 54	
													211	N	Akron	65 62	
													220	A	UNCW	66 56	
													280	A	Georgia St.	84 67	
LAST 12 Division I GAMES:																	
				83	A	Central Mich.	71 57		131	A	William & Mary	60 58					
				144	N	Eastern Wash.	76 55		41	H	James Madison	70 76					
				220	A	UNCW	66 56		72	H	Drexel	75 65					
				166	H	Towson	83 55		178	A	Col. of Charleston	84 56					
				182	A	Hofstra	64 53		114	H	Delaware	69 42					
				185	A	Northeastern	76 65		72	A	Drexel	48 45					

Non-Div I Games: King (TN) 93 47

Elon

Evansville

Through Games Of Feb. 7, 2017

Average RPI Win:	266	WON-LOST	WINNING	LAST 10	STRENGTH OF	OPP. STRENGTH	TEAM	ADJ.	CONF.	ADJ CONF.
Average RPI Loss:	146	RECORD	PCT. RANK	GAMES	SCHEDULE	OF SCHEDULE	RPI	RPI	RPI	RPI
DIV. I ONLY	7- 14	263	2- 8	209	223	270	270	16	16	
DIV. I NON-CONF.	4- 6	209	1- 0	268	306	261	261	14	14	
TOTALS	RPI 1-25	RPI 26-50	W-L RECORDS	RPI 51-100	RPI 101-150	RPI 150+				
7- 14	0- 1	0- 2	OVERALL	0- 3	0- 1	7- 7				
5- 7	0- 0	0- 1	HOME	0- 1	0- 0	5- 5				
2- 7	0- 0	0- 1	AWAY	0- 0	0- 0	2- 1				
0- 0	0- 0	0- 0	NEUTRAL	0- 0	0- 0	0- 0				
4- 6	0- 1	0- 0	NON-CONFERENCE	0- 1	0- 1	4- 3				
2- 3	0- 0	0- 0	HOME	0- 0	0- 0	2- 3				
2- 3	0- 1	0- 0	AWAY	0- 1	0- 1	2- 0				
0- 0	0- 0	0- 0	NEUTRAL	0- 0	0- 0	0- 0				
3- 8	0- 0	0- 2	CONFERENCE	0- 2	0- 0	3- 4				
3- 4	0- 0	0- 1	HOME	0- 1	0- 0	3- 2				
0- 4	0- 0	0- 1	AWAY	0- 1	0- 0	0- 2				
0- 0	0- 0	0- 0	NEUTRAL	0- 0	0- 0	0- 0				

RPI 1-25				RPI 26-50				RPI 51-100				RPI 101+ Team's RPI: 270			
RPI	S	Opponent	Score	RPI	S	Opponent	Score	RPI	S	Opponent	Score	RPI	S	Opponent	Score
13	A	Louisville	47 89	32	A	Drake	65 82	51	A	Northwestern	66 88	128	A	Ball St.	49 84
				32	H	Drake	48 73	57	A	UNI	40 54	152	H	Missouri St.	41 77
								57	H	UNI	36 62	183	H	Southern Ill.	63 60
												193	H	Wichita St.	67 74
												194	H	Cleveland St.	62 66
												200	H	Indiana St.	57 41
												227	A	Bradley	52 56
												247	A	Murray St.	82 77
												250	H	Austin Peay	68 54
												285	H	Southeast Mo. St.	74 76
												297	H	Eastern Ill.	63 73
												316	H	Loyola Chicago	67 36
												319	A	Illinois St.	58 71
												320	A	Valparaiso	70 65
												349	H	Alabama A&M	63 54
LAST 12 Division I GAMES:															
				32	H	Drake	48 73	152	H	Missouri St.	41 77				
				57	H	UNI	36 62	57	A	UNI	40 54				
				227	A	Bradley	52 56	32	A	Drake	65 82				
				319	A	Illinois St.	58 71	316	H	Loyola Chicago	67 36				
				183	H	Southern Ill.	63 60	200	H	Indiana St.	57 41				
				193	H	Wichita St.	67 74	349	H	Alabama A&M	63 54				

Non-Div I Games: Oakland City 108 68

Evansville

Loss, Non-Conf, S Site, H Home A Away N Neutral

Average RPI Win: 227	WON-LOST	WINNING	LAST 10	STRENGTH OF	OPP. STRENGTH	TEAM	ADJ.	CONF.	ADJ CONF.
Average RPI Loss: 89	RECORD	PCT. RANK	GAMES	SCHEDULE	OF SCHEDULE	RPI	RPI	RPI	RPI
DIV. I ONLY	16- 7	72	2- 2	164	188	90	90	24	24
DIV. I NON-CONF.	9- 6	126	0- 1	135	167	111	111	23	23
TOTALS	RPI 1-25	RPI 26-50	W-L RECORDS	RPI 51-100	RPI 101-150	RPI 150+			
16- 7	0- 0	0- 2	OVERALL	2- 2	1- 2	13- 1			
10- 0	0- 0	0- 0	HOME	2- 0	0- 0	8- 0			
6- 4	0- 0	0- 1	AWAY	0- 1	1- 1	5- 1			
0- 3	0- 0	0- 1	NEUTRAL	0- 1	0- 1	0- 0			
9- 6	0- 0	0- 2	NON-CONFERENCE	1- 1	0- 2	8- 1			
7- 0	0- 0	0- 0	HOME	1- 0	0- 0	6- 0			
2- 3	0- 0	0- 1	AWAY	0- 0	0- 1	2- 1			
0- 3	0- 0	0- 1	NEUTRAL	0- 1	0- 1	0- 0			
7- 1	0- 0	0- 0	CONFERENCE	1- 1	1- 0	5- 0			
3- 0	0- 0	0- 0	HOME	1- 0	0- 0	2- 0			
4- 1	0- 0	0- 0	AWAY	0- 1	1- 0	3- 0			
0- 0	0- 0	0- 0	NEUTRAL	0- 0	0- 0	0- 0			

RPI S	Opponent	Score	RPI S	Opponent	Score	RPI S	Opponent	Score	RPI S	Opponent	Score
31	N Ohio St.	66 79	54	N George Washington	47 76	106	N Kent St.	64 77			
49	A Quinnipiac	56 66	81	A Jacksonville	65 73	108	A Northern Colo.	74 77			
			81	H Jacksonville	60 57	132	A Stetson	84 71			
			95	H Chattanooga	68 55	155	H Hampton	60 49			
						165	H UC Riverside	60 45			
						168	A Hartford	70 63			
						192	A Illinois	73 82			
						198	H Siena	66 42			
						260	H Savannah St.	89 40			
						271	H FIU	89 42			
						277	H N.C. A&T	67 41			
						281	A North Florida	68 51			
						294	A Lipscomb	90 63			
						295	A Kennesaw St.	75 56			
						306	H NJIT	73 53			
						317	H USC Upstate	93 43			
						330	A Fla. Atlantic	65 50			
LAST 12 Division I GAMES:											
54	N George Washington	47 76	295	A Kennesaw St.	75 56						
81	A Jacksonville	65 73	294	A Lipscomb	90 63						
281	A North Florida	68 51	132	A Stetson	84 71						
81	H Jacksonville	60 57	260	H Savannah St.	89 40						
317	H USC Upstate	93 43	165	H UC Riverside	60 45						
306	H NJIT	73 53	155	H Hampton	60 49						

Non-Div I Games: St. Thomas (FL) 71 48 Ave Maria 101 34

FGCU

Loss, Non-Conf, S Site, H Home A Away N Neutral

Average RPI Win:	292	WON-LOST	WINNING	LAST 10	STRENGTH OF	OPP. STRENGTH	TEAM	ADJ.	CONF.	ADJ CONF.
Average RPI Loss:	124	RECORD	PCT. RANK	GAMES	SCHEDULE	OF SCHEDULE	RPI	RPI	RPI	RPI
DIV. I ONLY	5- 16	303	3- 7	108	201	271	271	14	14	
DIV. I NON-CONF.	2- 9	293	1- 1	37	226	251	251	16	16	
TOTALS	RPI 1-25	RPI 26-50	W-L RECORDS	RPI 51-100	RPI 101-150	RPI 150+				
5- 16	0- 1	0- 2	OVERALL	0- 5	0- 3	5- 5				
4- 10	0- 1	0- 1	HOME	0- 2	0- 3	4- 3				
1- 6	0- 0	0- 1	AWAY	0- 3	0- 0	1- 2				
0- 0	0- 0	0- 0	NEUTRAL	0- 0	0- 0	0- 0				
2- 9	0- 1	0- 2	NON-CONFERENCE	0- 2	0- 1	2- 3				
2- 7	0- 1	0- 1	HOME	0- 1	0- 1	2- 3				
0- 2	0- 0	0- 1	AWAY	0- 1	0- 0	0- 0				
0- 0	0- 0	0- 0	NEUTRAL	0- 0	0- 0	0- 0				
3- 7	0- 0	0- 0	CONFERENCE	0- 3	0- 2	3- 2				
2- 3	0- 0	0- 0	HOME	0- 1	0- 2	2- 0				
1- 4	0- 0	0- 0	AWAY	0- 2	0- 0	1- 2				
0- 0	0- 0	0- 0	NEUTRAL	0- 0	0- 0	0- 0				

RPI 1-25			RPI 26-50			RPI 51-100			RPI 101+			Team's RPI: 271
RPI	S	Opponent	Score	RPI	S	Opponent	Score	RPI	S	Opponent	Score	Score
19	H	Miami (FL)	49 69	29	A	South Fla.	41 91	81	A	Western Ky.	38 90	133 H Old Dominion 64 86
				47	H	Georgetown	53 66	81	H	Jacksonville	56 71	137 H UCF 52 69
								88	H	Charlotte	54 101	146 H UTSA 61 70
								90	A	FGCU	42 89	157 H George Mason 51 67
								93	A	Middle Tenn.	43 95	202 A UAB 68 82
												203 H Texas Southern 62 70
												216 H Robert Morris 59 57
												228 H Weber St. 61 64
												249 A Marshall 52 70
												287 H UTEP 88 87
												298 H Massachusetts 58 57
												330 A Fla. Atlantic 65 60
												330 H Fla. Atlantic 74 65
LAST 12 Division I GAMES:												
88	H	Charlotte	54 101	287	H	UTEP	88 87					
133	H	Old Dominion	64 86	330	H	Fla. Atlantic	74 65					
330	A	Fla. Atlantic	65 60	81	A	Western Ky.	38 90					
202	A	UAB	68 82	249	A	Marshall	52 70					
93	A	Middle Tenn.	43 95	157	H	George Mason	51 67					
146	H	UTSA	61 70	298	H	Massachusetts	58 57					

Non-Div I Games:

FIU

■ Loss,
■ Non-Conf,
■ S Site,
■ H Home
■ A Away
N Neutral

Fairfield

Through Games Of Feb. 7, 2017

Average RPI Win:	222	WON-LOST	WINNING	LAST 10	STRENGTH OF	OPP. STRENGTH	TEAM	ADJ.	CONF.	ADJ CONF.
Average RPI Loss:	166	RECORD	PCT. RANK	GAMES	SCHEDULE	OF SCHEDULE	RPI	RPI	RPI	RPI
DIV. I ONLY	12- 11	161	7- 3	224	211	180	180	17	17	
DIV. I NON-CONF.	3- 6	230	0- 0	215	272	231	231	17	17	
TOTALS	RPI 1-25	RPI 26-50	W-L RECORDS	RPI 51-100	RPI 101-150	RPI 150+				
12- 11	0- 1	1- 2	OVERALL	0- 0	2- 1	9- 7				
7- 3	0- 0	1- 0	HOME	0- 0	1- 0	5- 3				
5- 8	0- 1	0- 2	AWAY	0- 0	1- 1	4- 4				
0- 0	0- 0	0- 0	NEUTRAL	0- 0	0- 0	0- 0				
3- 6	0- 1	0- 1	NON-CONFERENCE	0- 0	0- 1	3- 3				
1- 2	0- 0	0- 0	HOME	0- 0	0- 0	1- 2				
2- 4	0- 1	0- 1	AWAY	0- 0	0- 1	2- 1				
0- 0	0- 0	0- 0	NEUTRAL	0- 0	0- 0	0- 0				
9- 5	0- 0	1- 1	CONFERENCE	0- 0	2- 0	6- 4				
6- 1	0- 0	1- 0	HOME	0- 0	1- 0	4- 1				
3- 4	0- 0	0- 1	AWAY	0- 0	1- 0	2- 3				
0- 0	0- 0	0- 0	NEUTRAL	0- 0	0- 0	0- 0				

RPI	S	Opponent	Score	RPI	S	Opponent	Score	RPI	S	Opponent	Score	RPI	S	Opponent	Score	Team's RPI: 180
23	A	Temple	59 73	35	A	Harvard	44 58					127	A	Rider	68 67	
				49	A	Quinnipiac	55 60					148	H	Iona	68 59	
				49	H	Quinnipiac	65 52					150	A	Albany (NY)	45 59	
												161	A	La Salle	61 68	
												198	A	Siena	52 67	
												198	H	Siena	61 57	
												206	H	Sacred Heart	44 56	
												219	A	Niagara	65 55	
												219	H	Niagara	66 63	
												225	A	Monmouth	71 68	
												225	H	Monmouth	53 60	
												232	A	Marist	55 71	
												242	H	Loyola Maryland	58 57	
												245	A	Canisius	49 63	
												267	H	Manhattan	71 56	
												299	H	Rhode Island	65 72	
												311	H	Saint Peter's	50 38	
												318	A	Mt. St. Mary's	70 57	
												339	A	UMass Lowell	65 41	
LAST 12 Division I GAMES:																
311	H	Saint Peter's	50 38	49	A	Quinnipiac	55 60									
49	H	Quinnipiac	65 52	127	A	Rider	68 67									
219	H	Niagara	66 63	267	H	Manhattan	71 56									
225	H	Monmouth	53 60	198	H	Siena	61 57									
245	A	Canisius	49 63	225	A	Monmouth	71 68									
219	A	Niagara	65 55	232	A	Marist	55 71									

Non-Div I Games:

Fairfield

■ Loss,
■ Non-Conf,
■ S Site,
■ H Home
■ A Away
N Neutral

Ralphie Bickmon				Through Games Of Feb. 7, 1917.						
Average RPI Win:	307	WON-LOST	WINNING	LAST 10	STRENGTH OF	OPP. STRENGTH	TEAM	ADJ.	CONF.	ADJ CONF.
Average RPI Loss:	267	RECORD	PCT. RANK	GAMES	SCHEDULE	OF SCHEDULE	RPI	RPI	RPI	RPI
DIV. I ONLY	6- 16	288	4- 6	349	345	346	346	31	31	
DIV. I NON-CONF.	2- 8	288	0- 0	346	341	347	347	32	32	
TOTALS	RPI 1-25	RPI 26-50	W-L RECORDS	RPI 51-100	RPI 101-150	RPI 150+				
6- 16	0- 0	0- 0	OVERALL	0- 0	0- 1	6- 15				
3- 8	0- 0	0- 0	HOME	0- 0	0- 0	3- 8				
3- 8	0- 0	0- 0	AWAY	0- 0	0- 1	3- 6				
0- 0	0- 0	0- 0	NEUTRAL	0- 0	0- 0	0- 0				
2- 8	0- 0	0- 0	NON-CONFERENCE	0- 0	0- 1	2- 7				
1- 3	0- 0	0- 0	HOME	0- 0	0- 0	1- 3				
1- 5	0- 0	0- 0	AWAY	0- 0	0- 1	1- 4				
0- 0	0- 0	0- 0	NEUTRAL	0- 0	0- 0	0- 0				
4- 8	0- 0	0- 0	CONFERENCE	0- 0	0- 0	4- 8				
2- 5	0- 0	0- 0	HOME	0- 0	0- 0	2- 5				
2- 3	0- 0	0- 0	AWAY	0- 0	0- 0	2- 3				
0- 0	0- 0	0- 0	NEUTRAL	0- 0	0- 0	0- 0				

[illegible]

Non-Div I Games: Queens (NY)

54 70

Fairleigh Dickinson

Loss, Non-Conf, S Site, H Home A Away N Neutral

Average RPI Win:	270	WON-LOST	WINNING	LAST 10	STRENGTH OF	OPP. STRENGTH	TEAM	ADJ.	CONF.	ADJ CONF.
Average RPI Loss:	184	RECORD	PCT. RANK	GAMES	SCHEDULE	OF SCHEDULE	RPI	RPI	RPI	RPI
DIV. I ONLY	3- 17	327	0- 10	234	258	330	330	14	14	
DIV. I NON-CONF.	3- 7	250	1- 1	240	344	316	316	16	16	
TOTALS	RPI 1-25	RPI 26-50	W-L RECORDS	RPI 51-100	RPI 101-150	RPI 150+				
3- 17	0- 0	0- 0	OVERALL	0- 4	0- 4	3- 9				
3- 8	0- 0	0- 0	HOME	0- 2	0- 2	3- 4				
0- 9	0- 0	0- 0	AWAY	0- 2	0- 2	0- 5				
0- 0	0- 0	0- 0	NEUTRAL	0- 0	0- 0	0- 0				
3- 7	0- 0	0- 0	NON-CONFERENCE	0- 1	0- 2	3- 4				
3- 3	0- 0	0- 0	HOME	0- 1	0- 0	3- 2				
0- 4	0- 0	0- 0	AWAY	0- 0	0- 2	0- 2				
0- 0	0- 0	0- 0	NEUTRAL	0- 0	0- 0	0- 0				
0- 10	0- 0	0- 0	CONFERENCE	0- 3	0- 2	0- 5				
0- 5	0- 0	0- 0	HOME	0- 1	0- 2	0- 2				
0- 5	0- 0	0- 0	AWAY	0- 2	0- 0	0- 3				
0- 0	0- 0	0- 0	NEUTRAL	0- 0	0- 0	0- 0				

RPI S	Opponent	Score	RPI S	Opponent	Score	RPI S	Opponent	Score	RPI S	Opponent	Score
						81	A Western Ky.	55 76	104	A Mercer	57 74
						88	H Charlotte	66 72	125	A Arizona	67 77
						90	H FGCU	50 65	133	H Old Dominion	73 93
						93	A Middle Tenn.	69 87	146	H UTSA	62 72
									200	H Indiana St.	70 67
									202	A UAB	55 66
									222	A Grand Canyon	60 81
									239	H Richmond	67 77
									241	H UMES	59 76
									249	A Marshall	53 76
									262	H Jacksonville St.	63 55
									271	A FIU	65 74
									271	H FIU	60 65
									281	A North Florida	88 95
									287	H UTEP	50 51
									348	H Jackson St.	67 58
LAST 12 Division I GAMES:											
133	H Old Dominion	73 93	146	H UTSA	62 72						
88	H Charlotte	66 72	271	A FIU	65 74						
271	H FIU	60 65	249	A Marshall	53 76						
93	A Middle Tenn.	69 87	81	A Western Ky.	55 76						
202	A UAB	55 66	241	H UMES	59 76						
287	H UTEP	50 51	348	H Jackson St.	67 58						

Non-Div I Games: Fla. Memorial 84 64

Fla. Atlantic

Average RPI Win:	199	WON-LOST	WINNING	LAST 10	STRENGTH OF	OPP. STRENGTH	TEAM	ADJ.	CONF.	ADJ CONF.
Average RPI Loss:	28	RECORD	PCT. RANK	GAMES	SCHEDULE	OF SCHEDULE	RPI	RPI	RPI	RPI
DIV. I ONLY	11- 12	185	2- 8	39	45	74	74	2	2	
DIV. I NON-CONF.	9- 4	85	2- 0	129	165	63	63	2	2	
TOTALS	RPI 1-25	RPI 26-50	W-L RECORDS	RPI 51-100	RPI 101-150	RPI 150+				
11- 12	1- 8	0- 1	OVERALL	2- 3	2- 0	6- 0				
1- 5	0- 4	0- 0	HOME	0- 1	0- 0	1- 0				
4- 6	0- 4	0- 1	AWAY	2- 1	1- 0	1- 0				
6- 1	1- 0	0- 0	NEUTRAL	0- 1	1- 0	4- 0				
9- 4	1- 2	0- 0	NON-CONFERENCE	1- 2	1- 0	6- 0				
1- 0	0- 0	0- 0	HOME	0- 0	0- 0	1- 0				
2- 3	0- 2	0- 0	AWAY	1- 1	0- 0	1- 0				
6- 1	1- 0	0- 0	NEUTRAL	0- 1	1- 0	4- 0				
2- 8	0- 6	0- 1	CONFERENCE	1- 1	1- 0	0- 0				
0- 5	0- 4	0- 0	HOME	0- 1	0- 0	0- 0				
2- 3	0- 2	0- 1	AWAY	1- 0	1- 0	0- 0				
0- 0	0- 0	0- 0	NEUTRAL	0- 0	0- 0	0- 0				

RPI 1-25				RPI 26-50				RPI 51-100 Team's RPI: 74				RPI 101+			
RPI	S	Opponent	Score	RPI	S	Opponent	Score	RPI	S	Opponent	Score	RPI	S	Opponent	Score
3	H	South Carolina	62 81	26	A	LSU	67 78	51	A	Northwestern	68 73	101	N	Long Beach St.	83 53
4	A	Mississippi St.	49 82					52	N	Indiana	88 102	109	A	Vanderbilt	93 73
5	A	Florida St.	58 83					95	A	Chattanooga	72 61	235	N	Wofford	74 51
14	H	Tennessee	75 84					96	H	Ole Miss	75 84	251	N	South Ala.	85 33
20	A	Texas A&M	76 84					97	A	Georgia	76 68	277	N	N.C. A&T	67 38
20	H	Texas A&M	59 67									324	A	Arkansas St.	71 60
23	N	Temple	83 76									334	H	Southeastern La.	102 51
24	A	Arizona St.	63 69									341	N	Florida A&M	78 65
25	H	Auburn	75 82												
LAST 12 Division I GAMES:															
96	H	Ole Miss	75 84	4	A	Mississippi St.	49 82								
20	A	Texas A&M	76 84	3	H	South Carolina	62 81								
109	A	Vanderbilt	93 73	26	A	LSU	67 78								
14	H	Tennessee	75 84	25	H	Auburn	75 82								
97	A	Georgia	76 68	334	H	Southeastern La.	102 51								
20	H	Texas A&M	59 67	341	N	Florida A&M	78 65								

Non-Div I Games:

Florida

■ Loss,
 ■ Non-Conf, S Site,
 ■ Home
 ■ Away
 N Neutral

Average RPI Win:	313	WON-LOST	WINNING	LAST 10	STRENGTH OF	OPP. STRENGTH	TEAM	ADJ.	CONF.	ADJ CONF.
Average RPI Loss:	231	RECORD	PCT. RANK	GAMES	SCHEDULE	OF SCHEDULE	RPI	RPI	RPI	RPI
DIV. I ONLY	6- 15	283	6- 4	346	334	341	341	32	32	
DIV. I NON-CONF.	0- 11	335	0- 1	310	295	348	348	31	31	
TOTALS	RPI 1-25	RPI 26-50	W-L RECORDS	RPI 51-100	RPI 101-150	RPI 150+				
6- 15	0- 0	0- 0	OVERALL	0- 1	0- 1	6- 13				
4- 6	0- 0	0- 0	HOME	0- 0	0- 0	4- 6				
2- 5	0- 0	0- 0	AWAY	0- 0	0- 1	2- 4				
0- 4	0- 0	0- 0	NEUTRAL	0- 1	0- 0	0- 3				
0- 11	0- 0	0- 0	NON-CONFERENCE	0- 1	0- 1	0- 9				
0- 4	0- 0	0- 0	HOME	0- 0	0- 0	0- 4				
0- 3	0- 0	0- 0	AWAY	0- 0	0- 1	0- 2				
0- 4	0- 0	0- 0	NEUTRAL	0- 1	0- 0	0- 3				
6- 4	0- 0	0- 0	CONFERENCE	0- 0	0- 0	6- 4				
4- 2	0- 0	0- 0	HOME	0- 0	0- 0	4- 2				
2- 2	0- 0	0- 0	AWAY	0- 0	0- 0	2- 2				
0- 0	0- 0	0- 0	NEUTRAL	0- 0	0- 0	0- 0				

RPI 1-25				RPI 26-50				RPI 51-100				RPI 101+				Team's RPI: 341	
RPI	S	Opponent	Score	RPI	S	Opponent	Score	RPI	S	Opponent	Score	RPI	S	Opponent	Score		
								74	N	Florida	65	78	116	A	Alabama	46	81
													162	H	Omaha	50	70
													188	H	Morehead St.	48	53
													239	N	Richmond	51	64
													241	H	UMES	59	49
													248	H	Bethune-Cookman	41	64
													249	A	Marshall	67	77
													252	N	Stony Brook	49	80
													255	A	Howard	58	72
													255	H	Howard	55	51
													260	A	Savannah St.	52	56
													262	N	Jacksonville St.	54	66
													281	A	North Florida	60	71
													286	H	Western Caro.	61	62
													293	H	Coppin St.	62	70
													297	H	Eastern Ill.	50	66
													345	A	Delaware St.	65	56
													345	H	Delaware St.	69	61
													347	A	Morgan St.	61	26
													347	H	Morgan St.	51	48
LAST 12 Division I GAMES:																	
				345	H	Delaware St.	69	61					260	A	Savannah St.	52	56
				255	H	Howard	55	51					347	H	Morgan St.	51	48
				347	A	Morgan St.	61	26					293	H	Coppin St.	62	70
				345	A	Delaware St.	65	56					255	A	Howard	58	72
				241	H	UMES	59	49					116	A	Alabama	46	81
				248	H	Bethune-Cookman	41	64					74	N	Florida	65	78

Non-Div I Games: Thomas (GA) 74 65 Stillman 69 59

Florida A&M

Loss, Non-Conf, S Site, H Home A Away N Neutral

Average RPI Win:	108	WON-LOST	WINNING	LAST 10	STRENGTH OF	OPP. STRENGTH	TEAM	ADJ.	CONF.	ADJ CONF.
Average RPI Loss:	19	RECORD	PCT. RANK	GAMES	SCHEDULE	OF SCHEDULE	RPI	RPI	RPI	RPI
DIV. I ONLY	22- 2	5	9- 1	14	26	5	5	3	3	
DIV. I NON-CONF.	12- 1	7	1- 0	51	64	10	10	4	4	
TOTALS	RPI 1-25	RPI 26-50	W-L RECORDS	RPI 51-100	RPI 101-150	RPI 150+				
22- 2	4- 1	5- 1	OVERALL	5- 0	2- 0	6- 0				
10- 2	3- 1	2- 1	HOME	2- 0	0- 0	3- 0				
9- 0	1- 0	2- 0	AWAY	2- 0	2- 0	2- 0				
3- 0	0- 0	1- 0	NEUTRAL	1- 0	0- 0	1- 0				
12- 1	0- 1	2- 0	NON-CONFERENCE	4- 0	1- 0	5- 0				
6- 1	0- 1	1- 0	HOME	2- 0	0- 0	3- 0				
3- 0	0- 0	0- 0	AWAY	1- 0	1- 0	1- 0				
3- 0	0- 0	1- 0	NEUTRAL	1- 0	0- 0	1- 0				
10- 1	4- 0	3- 1	CONFERENCE	1- 0	1- 0	1- 0				
4- 1	3- 0	1- 1	HOME	0- 0	0- 0	0- 0				
6- 0	1- 0	2- 0	AWAY	1- 0	1- 0	1- 0				
0- 0	0- 0	0- 0	NEUTRAL	0- 0	0- 0	0- 0				

RPI 1-25				RPI 26-50				RPI 51-100				RPI 101+			
RPI	S	Opponent	Score	RPI	S	Opponent	Score	RPI	S	Opponent	Score	RPI	S	Opponent	Score
1	H	UConn	76 78	28	N	Michigan	76 62	53	A	Minnesota	75 61	104	A	Mercer	83 40
10	H	Duke	69 45	34	H	Syracuse	77 58	74	H	Florida	83 58	112	A	Clemson	86 27
13	H	Louisville	72 65	36	H	North Carolina St.	61 70	78	N	Gonzaga	87 69	177	A	Boston College	85 53
19	A	Miami (FL)	81 66	41	H	James Madison	84 64	81	H	Jacksonville	90 47	202	A	UAB	93 47
19	H	Miami (FL)	80 71	42	A	Georgia Tech	69 63	85	A	North Carolina	90 77	262	H	Jacksonville St.	73 62
				45	A	Virginia Tech	82 54					281	H	North Florida	95 39
												286	H	Western Caro.	90 41
												326	N	Winthrop	98 35
LAST 12 Division I GAMES:															
19	H	Miami (FL)	80 71	13	H	Louisville	72 65								
177	A	Boston College	85 53	10	H	Duke	69 45								
42	A	Georgia Tech	69 63	85	A	North Carolina	90 77								
45	A	Virginia Tech	82 54	36	H	North Carolina St.	61 70								
34	H	Syracuse	77 58	19	A	Miami (FL)	81 66								
112	A	Clemson	86 27	104	A	Mercer	83 40								

Non-Div I Games:

Florida St.

Average RPI Win: 206	WON-LOST	WINNING	LAST 10	STRENGTH OF	OPP. STRENGTH	TEAM	ADJ.	CONF.	ADJ CONF.
Average RPI Loss: 84	RECORD	PCT. RANK	GAMES	SCHEDULE	OF SCHEDULE	RPI	RPI	RPI	RPI
DIV. I ONLY	16- 9	105	6- 4	151	107	115	115	12	12
DIV. I NON-CONF.	9- 5	112	1- 1	106	96	112	112	12	12
TOTALS	RPI 1-25	RPI 26-50	W-L RECORDS	RPI 51-100	RPI 101-150	RPI 150+			
16- 9	0- 1	1- 0	OVERALL	0- 4	2- 4	13- 0			
12- 3	0- 0	1- 0	HOME	0- 2	2- 1	9- 0			
3- 5	0- 1	0- 0	AWAY	0- 1	0- 0	3- 0			
1- 1	0- 0	0- 0	NEUTRAL	0- 1	0- 0	1- 0			
9- 5	0- 1	1- 0	NON-CONFERENCE	0- 3	1- 1	7- 0			
8- 2	0- 0	1- 0	HOME	0- 2	1- 0	6- 0			
0- 2	0- 1	0- 0	AWAY	0- 0	0- 1	0- 0			
1- 1	0- 0	0- 0	NEUTRAL	0- 1	0- 0	1- 0			
7- 4	0- 0	0- 0	CONFERENCE	0- 1	1- 3	6- 0			
4- 1	0- 0	0- 0	HOME	0- 0	1- 1	3- 0			
3- 3	0- 0	0- 0	AWAY	0- 1	0- 2	3- 0			
0- 0	0- 0	0- 0	NEUTRAL	0- 0	0- 0	0- 0			

RPI 1-25				RPI 26-50				RPI 51-100				RPI 101+ Team's RPI: 115			
RPI	S	Opponent	Score	RPI	S	Opponent	Score	RPI	S	Opponent	Score	RPI	S	Opponent	Score
2	A	Notre Dame	36 67	48	H	Little Rock	65 43	54	A	George Washington	46 63	107	H	Duquesne	64 51
								64	N	Texas Tech	50 59	111	A	Saint Joseph's	44 47
								66	H	St. John's (NY)	45 59	121	A	Saint Louis	58 82
								69	H	Buffalo	54 58	123	H	VCU	58 61
												148	A	Iona	46 55
												150	H	Albany (NY)	89 82
												157	A	George Mason	53 49
												174	H	Princeton	57 55
												177	H	Boston College	56 49
												219	H	Niagara	92 69
												224	A	St. Bonaventure	60 44
												224	H	St. Bonaventure	57 45
												230	N	Grambling	59 53
												239	H	Richmond	67 41
												244	H	UNC Asheville	55 42
												257	H	Furman	60 47
												267	H	Manhattan	63 60
												279	H	Davidson	85 72
												299	A	Rhode Island	74 69
LAST 12 Division I GAMES:															
224	H	St. Bonaventure	57 45	239	H	Richmond	67 41								
54	A	George Washington	46 63	157	A	George Mason	53 49								
121	A	Saint Louis	58 82	279	H	Davidson	85 72								
123	H	VCU	58 61	299	A	Rhode Island	74 69								
111	A	Saint Joseph's	44 47	244	H	UNC Asheville	55 42								
224	A	St. Bonaventure	60 44	69	H	Buffalo	54 58								

Non-Div I Games:

Fordham

Fort Wayne

Through Games Of Feb. 7, 2017

Average RPI Win:	267	WON-LOST	WINNING	LAST 10	STRENGTH OF	OPP. STRENGTH	TEAM	ADJ.	CONF.	ADJ CONF.
Average RPI Loss:	164	RECORD	PCT. RANK	GAMES	SCHEDULE	OF SCHEDULE	RPI	RPI	RPI	RPI
DIV. I ONLY	3- 18	330	1- 9	256	167	323	323	11	11	
DIV. I NON-CONF.	2- 9	293	1- 1	295	219	318	318	10	10	
TOTALS	RPI 1-25	RPI 26-50	W-L RECORDS	RPI 51-100	RPI 101-150	RPI 150+				
3- 18	0- 0	0- 1	OVERALL	0- 4	0- 4	3- 9				
1- 7	0- 0	0- 0	HOME	0- 3	0- 1	1- 3				
1- 10	0- 0	0- 1	AWAY	0- 1	0- 3	1- 5				
1- 1	0- 0	0- 0	NEUTRAL	0- 0	0- 0	1- 1				
2- 9	0- 0	0- 0	NON-CONFERENCE	0- 1	0- 2	2- 6				
0- 3	0- 0	0- 0	HOME	0- 1	0- 0	0- 2				
1- 5	0- 0	0- 0	AWAY	0- 0	0- 2	1- 3				
1- 1	0- 0	0- 0	NEUTRAL	0- 0	0- 0	1- 1				
1- 9	0- 0	0- 1	CONFERENCE	0- 3	0- 2	1- 3				
1- 4	0- 0	0- 0	HOME	0- 2	0- 1	1- 1				
0- 5	0- 0	0- 1	AWAY	0- 1	0- 1	0- 2				
0- 0	0- 0	0- 0	NEUTRAL	0- 0	0- 0	0- 0				

RPI S	Opponent	Score	RPI S	Opponent	Score	RPI S	Opponent	Score	RPI S	Opponent	Score	Team's RPI: 323
38	A South Dakota St.	51 73	59	A South Dakota	59 87	106	A Kent St.	55 66				
			76	H IUPUI	48 62	136	A Oral Roberts	56 82				
			79	H Belmont	59 85	136	H Oral Roberts	59 75				
			91	H Western Ill.	53 75	143	A Wright St.	51 62				
						160	H Oakland	61 82				
						162	A Western Mich.	35 61				
						162	H Omaha	65 62				
						192	A Illinois	33 56				
						218	N Miami (OH)	47 69				
						238	A Butler	64 70				
						240	H Coastal Caro.	57 72				
						282	A North Dakota St.	56 68				
						302	A Denver	50 78				
						302	H Denver	72 78				
						315	N Eastern Ky.	68 59				
						325	A Ill.-Chicago	61 55				
LAST 12 Division I GAMES:												
302	A Denver	50 78	282	A North Dakota St.	56 68							
76	H IUPUI	48 62	38	A South Dakota St.	51 73							
162	H Omaha	65 62	136	A Oral Roberts	56 82							
136	H Oral Roberts	59 75	91	H Western Ill.	53 75							
59	A South Dakota	59 87	315	N Eastern Ky.	68 59							
302	H Denver	72 78	143	A Wright St.	51 62							

Non-Div I Games: Defiance 76 58 Trine 71 80

Fort Wayne

Loss, Non-Conf, S Site, H Home A Away N Neutral

Average RPI Win:	240	WON-LOST	WINNING	LAST 10	STRENGTH OF	OPP. STRENGTH	TEAM	ADJ.	CONF.	ADJ CONF.
Average RPI Loss:	125	RECORD	PCT. RANK	GAMES	SCHEDULE	OF SCHEDULE	RPI	RPI	RPI	RPI
DIV. I ONLY	11- 9	145	6- 4	200	185	167	167	13	13	
DIV. I NON-CONF.	5- 4	143	1- 0	131	196	139	139	15	15	
TOTALS	RPI 1-25	RPI 26-50	W-L RECORDS	RPI 51-100	RPI 101-150	RPI 150+				
11- 9	0- 1	0- 0	OVERALL	1- 3	1- 2	9- 3				
4- 5	0- 0	0- 0	HOME	0- 1	1- 1	3- 3				
5- 4	0- 1	0- 0	AWAY	0- 2	0- 1	5- 0				
2- 0	0- 0	0- 0	NEUTRAL	1- 0	0- 0	1- 0				
5- 4	0- 1	0- 0	NON-CONFERENCE	1- 1	1- 0	3- 2				
1- 3	0- 0	0- 0	HOME	0- 1	1- 0	0- 2				
2- 1	0- 1	0- 0	AWAY	0- 0	0- 0	2- 0				
2- 0	0- 0	0- 0	NEUTRAL	1- 0	0- 0	1- 0				
6- 5	0- 0	0- 0	CONFERENCE	0- 2	0- 2	6- 1				
3- 2	0- 0	0- 0	HOME	0- 0	0- 1	3- 1				
3- 3	0- 0	0- 0	AWAY	0- 2	0- 1	3- 0				
0- 0	0- 0	0- 0	NEUTRAL	0- 0	0- 0	0- 0				

RPI 1-25				RPI 26-50				RPI 51-100				RPI 101+ Team's RPI: 167			
RPI	S	Opponent	Score	RPI	S	Opponent	Score	RPI	S	Opponent	Score	RPI	S	Opponent	Score
8	A	Washington	54 85					65	A	Colorado St.	56 73	103	A	Wyoming	48 70
								70	H	Utah	55 65	145	H	New Mexico	54 80
								79	N	Belmont	62 53	149	H	San Francisco	61 48
								86	A	Boise St.	66 67	197	H	CSUN	57 61
												201	H	Utah St.	47 52
												207	H	San Jose St.	88 74
												209	A	Pacific	74 67
												228	A	Weber St.	60 57
												234	A	San Diego St.	59 51
												246	H	UC Santa Barbara	49 50
												290	A	Nevada	71 70
												290	H	Nevada	68 54
												313	A	Air Force	72 56
												313	H	Air Force	63 40
												327	N	UC Irvine	63 45
LAST 12 Division I GAMES:															
234	A	San Diego St.	59 51	313	H	Air Force	63 40								
313	A	Air Force	72 56	207	H	San Jose St.	88 74								
201	H	Utah St.	47 52	103	A	Wyoming	48 70								
290	H	Nevada	68 54	290	A	Nevada	71 70								
65	A	Colorado St.	56 73	145	H	New Mexico	54 80								
86	A	Boise St.	66 67	228	A	Weber St.	60 57								

Non-Div I Games: Biola 71 50 Cal St. Dom. Hills 73 60

Fresno St.

Loss, Non-Conf, S Site, H Home A Away N Neutral

Average RPI Win:	255	WON-LOST	WINNING	LAST 10	STRENGTH OF	OPP. STRENGTH	TEAM	ADJ.	CONF.	ADJ CONF.
Average RPI Loss:	169	RECORD	PCT. RANK	GAMES	SCHEDULE	OF SCHEDULE	RPI	RPI	RPI	RPI
DIV. I ONLY	9- 13	221	1- 4	257	241	257	257	18	18	
DIV. I NON-CONF.	4- 9	248	0- 1	278	255	307	307	21	21	
TOTALS	RPI 1-25	RPI 26-50	W-L RECORDS	RPI 51-100	RPI 101-150	RPI 150+				
9- 13	0- 0	0- 0	OVERALL	1- 3	0- 4	8- 6				
7- 3	0- 0	0- 0	HOME	1- 0	0- 1	6- 2				
2- 9	0- 0	0- 0	AWAY	0- 1	0- 0	2- 0				
0- 1	0- 0	0- 0	NEUTRAL	0- 0	0- 1	0- 0				
4- 9	0- 0	0- 0	NON-CONFERENCE	0- 3	0- 3	4- 3				
4- 2	0- 0	0- 0	HOME	0- 0	0- 1	4- 1				
0- 6	0- 0	0- 0	AWAY	0- 3	0- 1	0- 2				
0- 1	0- 0	0- 0	NEUTRAL	0- 0	0- 1	0- 0				
5- 4	0- 0	0- 0	CONFERENCE	1- 0	0- 1	4- 3				
3- 1	0- 0	0- 0	HOME	1- 0	0- 0	2- 1				
2- 3	0- 0	0- 0	AWAY	0- 0	0- 1	2- 2				
0- 0	0- 0	0- 0	NEUTRAL	0- 0	0- 0	0- 0				

RPI 1-25				RPI 26-50				RPI 51-100				RPI 101+				Team's RPI: 257	
RPI	S	Opponent	Score	RPI	S	Opponent	Score	RPI	S	Opponent	Score	RPI	S	Opponent	Score		
								60	A	Wake Forest	52 59	104	A	Mercer	52 76		
								83	A	Central Mich.	71 81	115	A	Fordham	47 60		
								95	H	Chattanooga	65 48	123	H	VCU	61 75		
								97	A	Georgia	62 67	144	N	Eastern Wash.	56 68		
												187	H	ETSU	64 74		
												220	A	UNCW	52 56		
												226	A	Samford	54 50		
												235	A	Wofford	69 49		
												239	H	Richmond	48 54		
												244	H	UNC Asheville	63 51		
												256	A	UNCG	52 65		
												256	H	UNCG	65 55		
												279	A	Davidson	61 71		
												286	A	Western Caro.	72 75		
												286	H	Western Caro.	73 44		
												292	H	Gardner-Webb	84 62		
												317	H	USC Upstate	57 37		
												344	H	N.C. Central	60 40		
LAST 12 Division I GAMES:																	
				83	A	Central Mich.	71 81					104	A	Mercer	52 76		
				256	A	UNCG	52 65					235	A	Wofford	69 49		
				286	A	Western Caro.	72 75					286	H	Western Caro.	73 44		
				95	H	Chattanooga	65 48					256	H	UNCG	65 55		
				187	H	ETSU	64 74					344	H	N.C. Central	60 40		
				226	A	Samford	54 50					292	H	Gardner-Webb	84 62		

Non-Div I Games: Bob Jones 95 45 Mars Hill 81 46 Newberry 67 41

Furman

Loss, Non-Conf, S Site, H Home A Away N Neutral

Ga. Southern

Through Games Of Feb. 7, 2017

Average RPI Win:	268	WON-LOST	WINNING	LAST 10	STRENGTH OF	OPP. STRENGTH	TEAM	ADJ.	CONF.	ADJ CONF.
Average RPI Loss:	166	RECORD	PCT. RANK	GAMES	SCHEDULE	OF SCHEDULE	RPI	RPI	RPI	RPI
DIV. I ONLY	9- 12	214	6- 4	262	279	259	259	21	21	
DIV. I NON-CONF.	3- 7	250	1- 0	183	308	256	256	18	18	
TOTALS	RPI 1-25	RPI 26-50	W-L RECORDS	RPI 51-100	RPI 101-150	RPI 150+				
9- 12	0- 0	0- 0	OVERALL	0- 1	0- 6	9- 5				
6- 5	0- 0	0- 0	HOME	0- 0	0- 3	6- 2				
3- 7	0- 0	0- 0	AWAY	0- 1	0- 3	3- 3				
0- 0	0- 0	0- 0	NEUTRAL	0- 0	0- 0	0- 0				
3- 7	0- 0	0- 0	NON-CONFERENCE	0- 1	0- 4	3- 2				
2- 2	0- 0	0- 0	HOME	0- 0	0- 2	2- 0				
1- 5	0- 0	0- 0	AWAY	0- 1	0- 2	1- 2				
0- 0	0- 0	0- 0	NEUTRAL	0- 0	0- 0	0- 0				
6- 5	0- 0	0- 0	CONFERENCE	0- 0	0- 2	6- 3				
4- 3	0- 0	0- 0	HOME	0- 0	0- 1	4- 2				
2- 2	0- 0	0- 0	AWAY	0- 0	0- 1	2- 1				
0- 0	0- 0	0- 0	NEUTRAL	0- 0	0- 0	0- 0				

RPI 1-25			RPI 26-50			RPI 51-100			RPI 101+			Team's RPI: 259
RPI	S	Opponent	Score	RPI	S	Opponent	Score	RPI	S	Opponent	Score	
						76 A IUPUI	57 83	104 H Mercer			56 77	
								105 A Troy			67 77	
								105 H Troy			86 89	
								112 A Clemson			47 58	
								116 A Alabama			48 66	
								137 H UCF			54 74	
								186 H Appalachian St.			53 50	
								191 A Louisiana			52 79	
								191 H Louisiana			63 60	
								240 H Coastal Caro.			78 70	
								251 A South Ala.			53 45	
								251 H South Ala.			46 55	
								253 A Charleston So.			54 55	
								260 A Savannah St.			50 45	
								262 A Jacksonville St.			55 67	
								277 H N.C. A&T			65 50	
								280 H Georgia St.			54 58	
								332 A La.-Monroe			65 44	
								332 H La.-Monroe			76 65	
								340 H South Carolina St.			74 58	
LAST 12 Division I GAMES:												
332 H		La.-Monroe	76 65	191 A		Louisiana	52 79					
191 H		Louisiana	63 60	332 A		La.-Monroe	65 44					
251 A		South Ala.	53 45	105 H		Troy	86 89					
105 A		Troy	67 77	251 H		South Ala.	46 55					
186 H		Appalachian St.	53 50	280 H		Georgia St.	54 58					
240 H		Coastal Caro.	78 70	340 H		South Carolina St.	74 58					

Non-Div I Games: Thomas (GA) 106 43

Ga. Southern

■ Loss,
 ■ Non-Conf, S Site,
 ■ Home
 ■ Away
 N Neutral

Average RPI Win:	298	WON-LOST	WINNING	LAST 10	STRENGTH OF	OPP. STRENGTH	TEAM	ADJ.	CONF.	ADJ CONF.
Average RPI Loss:	202	RECORD	PCT. RANK	GAMES	SCHEDULE	OF SCHEDULE	RPI	RPI	RPI	RPI
DIV. I ONLY	7- 12	241	5- 5	329	300	292	292	28	28	
DIV. I NON-CONF.	2- 6	275	0- 0	292	264	273	273	28	28	
TOTALS	RPI 1-25	RPI 26-50	W-L RECORDS	RPI 51-100	RPI 101-150	RPI 150+				
7- 12	0- 0	0- 1	OVERALL	0- 0	0- 2	7- 9				
3- 2	0- 0	0- 0	HOME	0- 0	0- 0	3- 2				
4- 8	0- 0	0- 1	AWAY	0- 0	0- 1	4- 3				
0- 2	0- 0	0- 0	NEUTRAL	0- 0	0- 0	0- 2				
2- 6	0- 0	0- 1	NON-CONFERENCE	0- 0	0- 1	2- 4				
0- 0	0- 0	0- 0	HOME	0- 0	0- 0	0- 0				
2- 4	0- 0	0- 1	AWAY	0- 0	0- 1	2- 2				
0- 2	0- 0	0- 0	NEUTRAL	0- 0	0- 0	0- 2				
5- 6	0- 0	0- 0	CONFERENCE	0- 0	0- 1	5- 5				
3- 2	0- 0	0- 0	HOME	0- 0	0- 0	3- 2				
2- 4	0- 0	0- 0	AWAY	0- 0	0- 1	2- 3				
0- 0	0- 0	0- 0	NEUTRAL	0- 0	0- 0	0- 0				

RPI 1-25			RPI 26-50			RPI 51-100			RPI 101+			Team's RPI: 292
RPI	S	Opponent	Score	RPI	S	Opponent	Score	RPI	S	Opponent	Score	
				45	A	Virginia Tech	42 76					
								137	A	UCF	52 66	
								139	A	Radford	57 67	
								186	N	Appalachian St.	67 72	
								202	N	UAB	49 59	
								221	H	Campbell	61 73	
								223	H	Presbyterian	55 56	
								235	A	Wofford	66 75	
								243	A	Liberty	63 66	
								243	H	Liberty	84 82	
								244	H	UNC Asheville	55 52	
								253	A	Charleston So.	57 64	
								257	A	Furman	62 84	
								286	A	Western Caro.	68 60	
								288	A	High Point	69 71	
								317	A	USC Upstate	57 53	
								326	A	Winthrop	89 54	
								336	A	Longwood	77 43	
								336	H	Longwood	89 55	
LAST 12 Division I GAMES:												
336	H	Longwood	89 55	244	H	UNC Asheville	55 52					
243	A	Liberty	63 66	243	H	Liberty	84 82					
326	A	Winthrop	89 54	336	A	Longwood	77 43					
221	H	Campbell	61 73	223	H	Presbyterian	55 56					
253	A	Charleston So.	57 64	139	A	Radford	57 67					
288	A	High Point	69 71	257	A	Furman	62 84					

Non-Div I Games: Montreat 92 45 Southern Wesleyan 86 62 Converse 68 38

Gardner-Webb

Loss, Non-Conf, S Site, H Home A Away N Neutral

George Mason

Through Games Of Feb. 7, 2017

Average RPI Win: 226	WON-LOST	WINNING	LAST 10	STRENGTH OF	OPP. STRENGTH	TEAM	ADJ.	CONF.	ADJ CONF.
Average RPI Loss: 118	RECORD	PCT. RANK	GAMES	SCHEDULE	OF SCHEDULE	RPI	RPI	RPI	RPI
DIV. I ONLY	11- 13	199	3- 7	114	216	157	157	12	12
DIV. I NON-CONF.	7- 6	157	1- 1	118	285	127	127	12	12
TOTALS	RPI 1-25	RPI 26-50	W-L RECORDS	RPI 51-100	RPI 101-150	RPI 150+			
11- 13	0- 0	0- 1	OVERALL	0- 3	4- 6	7- 3			
5- 5	0- 0	0- 0	HOME	0- 2	3- 3	2- 0			
6- 7	0- 0	0- 1	AWAY	0- 0	1- 3	5- 3			
0- 1	0- 0	0- 0	NEUTRAL	0- 1	0- 0	0- 0			
7- 6	0- 0	0- 1	NON-CONFERENCE	0- 1	3- 3	4- 1			
3- 2	0- 0	0- 0	HOME	0- 0	2- 2	1- 0			
4- 3	0- 0	0- 1	AWAY	0- 0	1- 1	3- 1			
0- 1	0- 0	0- 0	NEUTRAL	0- 1	0- 0	0- 0			
4- 7	0- 0	0- 0	CONFERENCE	0- 2	1- 3	3- 2			
2- 3	0- 0	0- 0	HOME	0- 2	1- 1	1- 0			
2- 4	0- 0	0- 0	AWAY	0- 0	0- 2	2- 2			
0- 0	0- 0	0- 0	NEUTRAL	0- 0	0- 0	0- 0			

RPI S	Opponent	Score	RPI S	Opponent	Score	RPI S	Opponent	Score	RPI S	Opponent	Score	Team's RPI: 157
47	A Georgetown	56 69	54	H George Washington	71 79	107	A Duquesne	57 76	107	A Duquesne	57 76	
			61	H Dayton	48 60	110	H SFA	76 77	110	H SFA	76 77	
			72	N Drexel	71 82	114	A Delaware	51 67	114	A Delaware	51 67	
						115	H Fordham	49 53	115	H Fordham	49 53	
						121	A Saint Louis	50 89	121	A Saint Louis	50 89	
						122	H Navy	68 64	122	H Navy	68 64	
						123	H VCU	70 59	123	H VCU	70 59	
						125	H Arizona	70 81	125	H Arizona	70 81	
						139	H Radford	70 56	139	H Radford	70 56	
						147	A Detroit	55 54	147	A Detroit	55 54	
						161	A La Salle	57 59	161	A La Salle	57 59	
						166	A Towson	75 79	166	A Towson	75 79	
						224	H St. Bonaventure	52 49	224	H St. Bonaventure	52 49	
						239	A Richmond	54 50	239	A Richmond	54 50	
						268	H Norfolk St.	60 33	268	H Norfolk St.	60 33	
						271	A FIU	67 51	271	A FIU	67 51	
						279	A Davidson	54 58	279	A Davidson	54 58	
						298	A Massachusetts	66 55	298	A Massachusetts	66 55	
						319	A Illinois St.	72 46	319	A Illinois St.	72 46	
						333	A LIU Brooklyn	64 48	333	A LIU Brooklyn	64 48	
LAST 12 Division I GAMES:												
107	A Duquesne	57 76	54	H George Washington	71 79	115	H Fordham	49 53				
161	A La Salle	57 59	121	A Saint Louis	50 89	224	H St. Bonaventure	52 49				
61	H Dayton	48 60	271	A FIU	67 51	72	N Drexel	71 82				
239	A Richmond	54 50										
279	A Davidson	54 58										
123	H VCU	70 59										

Non-Div I Games:

George Mason

■ Loss,
 ■ Non-Conf,
 ■ S Site,
 ■ H Home
 ■ A Away
 N Neutral

Average RPI Win:	166	WON-LOST	WINNING	LAST 10	STRENGTH OF	OPP. STRENGTH	TEAM	ADJ.	CONF.	ADJ CONF.
Average RPI Loss:	74	RECORD	PCT. RANK	GAMES	SCHEDULE	OF SCHEDULE	RPI	RPI	RPI	RPI
DIV. I ONLY	15- 8	88	7- 3	66	83	54	54	12	12	
DIV. I NON-CONF.	7- 5	137	1- 1	47	30	76	76	12	12	
TOTALS	RPI 1-25	RPI 26-50	W-L RECORDS	RPI 51-100	RPI 101-150	RPI 150+				
15- 8	0- 1	0- 3	OVERALL	3- 1	4- 2	8- 1				
8- 2	0- 1	0- 0	HOME	0- 0	3- 1	5- 0				
5- 5	0- 0	0- 2	AWAY	1- 1	1- 1	3- 1				
2- 1	0- 0	0- 1	NEUTRAL	2- 0	0- 0	0- 0				
7- 5	0- 1	0- 3	NON-CONFERENCE	3- 0	0- 0	4- 1				
4- 1	0- 1	0- 0	HOME	0- 0	0- 0	4- 0				
1- 3	0- 0	0- 2	AWAY	1- 0	0- 0	0- 1				
2- 1	0- 0	0- 1	NEUTRAL	2- 0	0- 0	0- 0				
8- 3	0- 0	0- 0	CONFERENCE	0- 1	4- 2	4- 0				
4- 1	0- 0	0- 0	HOME	0- 0	3- 1	1- 0				
4- 2	0- 0	0- 0	AWAY	0- 1	1- 1	3- 0				
0- 0	0- 0	0- 0	NEUTRAL	0- 0	0- 0	0- 0				

RPI 1-25				RPI 26-50				RPI 51-100 Team's RPI: 54				RPI 101+			
RPI	S	Opponent	Score	RPI	S	Opponent	Score	RPI	S	Opponent	Score	RPI	S	Opponent	Score
12	H	Stanford	52 71	34	N	Syracuse	71 74	61	A	Dayton	48 50	107	A	Duquesne	75 40
				38	A	South Dakota St.	55 60	67	A	Villanova	72 69	107	H	Duquesne	63 73
				47	A	Georgetown	57 72	81	N	Western Ky.	68 49	111	H	Saint Joseph's	53 44
								90	N	FGCU	76 47	115	H	Fordham	63 46
												121	A	Saint Louis	59 67
												123	H	VCU	81 67
												157	A	George Mason	79 71
												161	A	La Salle	79 65
												174	H	Princeton	56 45
												175	A	American	61 66
												192	H	Illinois	72 56
												242	H	Loyola Maryland	74 64
												279	H	Davidson	76 62
												293	H	Coppin St.	77 46
												298	A	Massachusetts	60 54
LAST 12 Division I GAMES:															
161	A	La Salle	79 65	157	A	George Mason	79 71								
115	H	Fordham	63 46	61	A	Dayton	48 50								
107	H	Duquesne	63 73	111	H	Saint Joseph's	53 44								
121	A	Saint Louis	59 67	107	A	Duquesne	75 40								
298	A	Massachusetts	60 54	242	H	Loyola Maryland	74 64								
279	H	Davidson	76 62	12	H	Stanford	52 71								

Non-Div I Games:

George Washington

■ Loss,
 ■ Non-Conf, S Site,
 ■ Home
 ■ Away
 N Neutral

Average RPI Win: 150	WON-LOST	WINNING	LAST 10	STRENGTH OF	OPP. STRENGTH	TEAM	ADJ.	CONF.	ADJ CONF.
Average RPI Loss: 42	RECORD	PCT. RANK	GAMES	SCHEDULE	OF SCHEDULE	RPI	RPI	RPI	RPI
DIV. I ONLY	14- 8	106	6- 4	56	53	47	47	7	7
DIV. I NON-CONF.	8- 2	49	0- 0	41	53	9	9	7	7
TOTALS	RPI 1-25	RPI 26-50	W-L RECORDS	RPI 51-100	RPI 101-150	RPI 150+			
14- 8	0- 3	0- 2	OVERALL	3- 3	3- 0	8- 0			
6- 4	0- 2	0- 1	HOME	2- 1	1- 0	3- 0			
6- 4	0- 1	0- 1	AWAY	0- 2	1- 0	5- 0			
2- 0	0- 0	0- 0	NEUTRAL	1- 0	1- 0	0- 0			
8- 2	0- 0	0- 1	NON-CONFERENCE	2- 1	3- 0	3- 0			
3- 0	0- 0	0- 0	HOME	1- 0	1- 0	1- 0			
3- 2	0- 0	0- 1	AWAY	0- 1	1- 0	2- 0			
2- 0	0- 0	0- 0	NEUTRAL	1- 0	1- 0	0- 0			
6- 6	0- 3	0- 1	CONFERENCE	1- 2	0- 0	5- 0			
3- 4	0- 2	0- 1	HOME	1- 1	0- 0	2- 0			
3- 2	0- 1	0- 0	AWAY	0- 1	0- 0	3- 0			
0- 0	0- 0	0- 0	NEUTRAL	0- 0	0- 0	0- 0			

RPI 1-25				RPI 26-50				Team's RPI: 47	RPI 51-100				RPI 101+			
RPI	S	Opponent	Score	RPI	S	Opponent	Score		RPI	S	Opponent	Score	RPI	S	Opponent	Score
16	H	DePaul	53 76	43	H	Marquette	77 84		53	A	Minnesota	60 68	114	A	Delaware	54 46
22	A	Creighton	68 70	45	A	Virginia Tech	63 73		54	H	George Washington	72 57	116	H	Alabama	70 59
22	H	Creighton	59 67						66	H	St. John's (NY)	66 71	143	N	Wright St.	67 60
									67	A	Villanova	50 71	157	H	George Mason	69 56
									67	H	Villanova	54 49	166	A	Towson	75 59
									84	N	Penn St.	68 54	171	A	Providence	71 39
													171	H	Providence	72 70
													173	A	Xavier	69 64
													181	H	Seton Hall	77 58
													238	A	Butler	58 52
													271	A	FIU	66 53
LAST 12 Division I GAMES:																
22	H	Creighton	59 67	66	H	St. John's (NY)	66 71									
171	H	Providence	72 70	171	A	Providence	71 39									
67	H	Villanova	54 49	22	A	Creighton	68 70									
238	A	Butler	58 52	67	A	Villanova	50 71									
173	A	Xavier	69 64	43	H	Marquette	77 84									
181	H	Seton Hall	77 58	16	H	DePaul	53 76									

Non-Div I Games:

Georgetown

Average RPI Win:	154	WON-LOST	WINNING	LAST 10	STRENGTH OF	OPP. STRENGTH	TEAM	ADJ.	CONF.	ADJ CONF.
Average RPI Loss:	59	RECORD	PCT. RANK	GAMES	SCHEDULE	OF SCHEDULE	RPI	RPI	RPI	RPI
DIV. I ONLY	12- 11	161	4- 6	46	32	97	97	2	2	
DIV. I NON-CONF.	8- 5	124	1- 1	153	108	135	135	2	2	
<hr/>										
TOTALS	RPI 1-25	RPI 26-50	W-L RECORDS	RPI 51-100	RPI 101-150	RPI 150+				
12- 11	2- 3	0- 3	OVERALL	2- 4	3- 0	5- 1				
9- 4	2- 1	0- 0	HOME	1- 2	2- 0	4- 1				
2- 6	0- 2	0- 2	AWAY	0- 2	1- 0	1- 0				
1- 1	0- 0	0- 1	NEUTRAL	1- 0	0- 0	0- 0				
8- 5	0- 0	0- 2	NON-CONFERENCE	2- 2	1- 0	5- 1				
6- 2	0- 0	0- 0	HOME	1- 1	1- 0	4- 1				
1- 2	0- 0	0- 1	AWAY	0- 1	0- 0	1- 0				
1- 1	0- 0	0- 1	NEUTRAL	1- 0	0- 0	0- 0				
4- 6	2- 3	0- 1	CONFERENCE	0- 2	2- 0	0- 0				
3- 2	2- 1	0- 0	HOME	0- 1	1- 0	0- 0				
1- 4	0- 2	0- 1	AWAY	0- 1	1- 0	0- 0				
0- 0	0- 0	0- 0	NEUTRAL	0- 0	0- 0	0- 0				

RPI 1-25				RPI 26-50				RPI 51-100 Team's RPI: 97				RPI 101+			
RPI	S	Opponent	Score	RPI	S	Opponent	Score	RPI	S	Opponent	Score	RPI	S	Opponent	Score
3	A	South Carolina	63 66	29	N	South Fla.	65 81	53	N	Minnesota	70 58	104	H	Mercer	72 64
3	H	South Carolina	44 62	30	A	Missouri	45 63	55	A	Oklahoma St.	51 71	109	H	Vanderbilt	70 68
14	H	Tennessee	81 78	42	A	Georgia Tech	45 52	68	H	Virginia	43 66	120	A	Arkansas	69 66
18	A	Kentucky	61 82					74	H	Florida	68 76	153	A	Cincinnati	51 48
20	H	Texas A&M	69 59					96	A	Ole Miss	62 69	226	H	Samford	59 65
								99	H	BYU	81 51	257	H	Furman	67 62
												286	H	Western Caro.	78 43
												295	H	Kennesaw St.	82 40
												340	H	South Carolina St.	64 50
<hr/>															
LAST 12 Division I GAMES:															
14	H	Tennessee	81 78	3	A	South Carolina	63 66								
120	A	Arkansas	69 66	109	H	Vanderbilt	70 68								
96	A	Ole Miss	62 69	20	H	Texas A&M	69 59								
3	H	South Carolina	44 62	30	A	Missouri	45 63								
74	H	Florida	68 76	286	H	Western Caro.	78 43								
18	A	Kentucky	61 82	226	H	Samford	59 65								

Non-Div I Games:

Georgia

Average RPI Win: 229		WON-LOST	WINNING	LAST 10	STRENGTH OF	OPP. STRENGTH	TEAM	ADJ.	CONF.	ADJ CONF.
Average RPI Loss: 176		RECORD	PCT. RANK	GAMES	SCHEDULE	OF SCHEDULE	RPI	RPI	RPI	RPI
DIV. I ONLY		7- 14	263	3- 7	260	219	280	280	21	21
DIV. I NON-CONF.		3- 7	250	0- 1	164	169	243	243	18	18
TOTALS		RPI 1-25	RPI 26-50	W-L RECORDS	RPI 51-100	RPI 101-150	RPI 150+			
7- 14	0- 0		0- 2	OVERALL	0- 1	1- 2	6- 9			
2- 8	0- 0		0- 1	HOME	0- 0	0- 1	2- 6			
4- 4	0- 0		0- 1	AWAY	0- 0	1- 1	3- 2			
1- 2	0- 0		0- 0	NEUTRAL	0- 1	0- 0	1- 1			
3- 7	0- 0		0- 2	NON-CONFERENCE	0- 1	0- 1	3- 3			
1- 3	0- 0		0- 1	HOME	0- 0	0- 0	1- 2			
1- 2	0- 0		0- 1	AWAY	0- 0	0- 1	1- 0			
1- 2	0- 0		0- 0	NEUTRAL	0- 1	0- 0	1- 1			
4- 7	0- 0		0- 0	CONFERENCE	0- 0	1- 1	3- 6			
1- 5	0- 0		0- 0	HOME	0- 0	0- 1	1- 4			
3- 2	0- 0		0- 0	AWAY	0- 0	1- 0	2- 2			
0- 0	0- 0		0- 0	NEUTRAL	0- 0	0- 0	0- 0			

RPI 1-25				RPI 26-50				RPI 51-100				RPI 101+				Team's RPI: 280	
RPI	S	Opponent	Score	RPI	S	Opponent	Score	RPI	S	Opponent	Score	RPI	S	Opponent	Score		
				27	H	Elon	67 84	84	N	Penn St.	42 69	105	A	Troy	68 65		
				42	A	Georgia Tech	42 73					105	H	Troy	69 87		
												116	A	Alabama	57 80		
												175	N	American	59 58		
												186	H	Appalachian St.	63 67		
												188	A	Morehead St.	68 50		
												191	A	Louisiana	65 72		
												191	H	Louisiana	64 70		
												211	H	Akron	66 78		
												220	H	UNCW	66 72		
												240	H	Coastal Caro.	67 73		
												251	A	South Ala.	55 45		
												251	H	South Ala.	47 77		
												259	A	Ga. Southern	58 54		
												266	N	Eastern Mich.	59 69		
												295	H	Kennesaw St.	62 59		
												332	A	La.-Monroe	63 72		
												332	H	La.-Monroe	87 35		
LAST 12 Division I GAMES:																	
				191	H	Louisiana	64 70	332	A	La.-Monroe	63 72						
				332	H	La.-Monroe	87 35	191	A	Louisiana	65 72						
				105	A	Troy	68 65	251	H	South Ala.	47 77						
				251	A	South Ala.	55 45	105	H	Troy	69 87						
				240	H	Coastal Caro.	67 73	259	A	Ga. Southern	58 54						
				186	H	Appalachian St.	63 67	27	H	Elon	67 84						

Non-Div I Games: Allen

96 58

Georgia St.

■ Loss, ■ Non-Conf, S Site, H Home A Away N Neutral

Average RPI Win:	144	WON-LOST	WINNING	LAST 10	STRENGTH OF	OPP. STRENGTH	TEAM	ADJ.	CONF.	ADJ CONF.
Average RPI Loss:	46	RECORD	PCT. RANK	GAMES	SCHEDULE	OF SCHEDULE	RPI	RPI	RPI	RPI
DIV. I ONLY	14- 9	116	3- 7	23	46	42	42	3	3	
DIV. I NON-CONF.	11- 2	24	2- 0	86	113	35	35	4	4	
TOTALS	RPI 1-25	RPI 26-50	W-L RECORDS	RPI 51-100	RPI 101-150	RPI 150+				
14- 9	0- 4	3- 1	OVERALL	3- 2	1- 2	7- 0				
9- 4	0- 3	2- 1	HOME	1- 0	1- 0	5- 0				
3- 5	0- 1	0- 0	AWAY	1- 2	0- 2	2- 0				
2- 0	0- 0	1- 0	NEUTRAL	1- 0	0- 0	0- 0				
11- 2	0- 0	1- 1	NON-CONFERENCE	3- 0	1- 1	6- 0				
7- 1	0- 0	0- 1	HOME	1- 0	1- 0	5- 0				
2- 1	0- 0	0- 0	AWAY	1- 0	0- 1	1- 0				
2- 0	0- 0	1- 0	NEUTRAL	1- 0	0- 0	0- 0				
3- 7	0- 4	2- 0	CONFERENCE	0- 2	0- 1	1- 0				
2- 3	0- 3	2- 0	HOME	0- 0	0- 0	0- 0				
1- 4	0- 1	0- 0	AWAY	0- 2	0- 1	1- 0				
0- 0	0- 0	0- 0	NEUTRAL	0- 0	0- 0	0- 0				

RPI 1-25				RPI 26-50				Team's RPI: 42	RPI 51-100				RPI 101+			
RPI	S	Opponent	Score	RPI	S	Opponent	Score		RPI	S	Opponent	Score	RPI	S	Opponent	Score
2	H	Notre Dame	38 55	28	H	Michigan	52 92		60	A	Wake Forest	65 70	104	H	Mercer	70 50
5	H	Florida St.	63 69	30	N	Missouri	72 70		61	N	Dayton	81 68	112	A	Clemson	61 62
10	H	Duke	68 75	34	H	Syracuse	75 66		68	A	Virginia	64 65	116	A	Alabama	65 67
13	A	Louisville	51 91	45	H	Virginia Tech	87 81		93	A	Middle Tenn.	61 60	174	H	Princeton	67 51
									97	H	Georgia	52 45	177	A	Boston College	71 67
													186	H	Appalachian St.	81 52
													212	H	Alabama St.	70 48
													226	H	Samford	62 57
													280	H	Georgia St.	73 42
													295	A	Kennesaw St.	86 49
LAST 12 Division I GAMES:																
45	H	Virginia Tech	87 81	34	H	Syracuse	75 66									
68	A	Virginia	64 65	177	A	Boston College	71 67									
112	A	Clemson	61 62	10	H	Duke	68 75									
5	H	Florida St.	63 69	2	H	Notre Dame	38 55									
60	A	Wake Forest	65 70	174	H	Princeton	67 51									
13	A	Louisville	51 91	93	A	Middle Tenn.	61 60									

Non-Div I Games:

Georgia Tech

■ Loss,
■ Non-Conf, S Site,
■ Home
■ Away
N Neutral

Average RPI Win: 192	WON-LOST	WINNING	LAST 10	STRENGTH OF	OPP. STRENGTH	TEAM	ADJ.	CONF.	ADJ CONF.
Average RPI Loss: 138	RECORD	PCT. RANK	GAMES	SCHEDULE	OF SCHEDULE	RPI	RPI	RPI	RPI
DIV. I ONLY	19- 4	13	10- 0	237	101	78	78	15	15
DIV. I NON-CONF.	9- 2	37	0- 0	146	51	55	55	13	13
TOTALS	RPI 1-25	RPI 26-50	W-L RECORDS	RPI 51-100	RPI 101-150	RPI 150+			
19- 4	1- 1	0- 1	OVERALL	3- 0	3- 0	12- 2			
11- 1	0- 0	0- 0	HOME	3- 0	1- 0	7- 1			
7- 1	1- 0	0- 0	AWAY	0- 0	2- 0	4- 1			
1- 2	0- 1	0- 1	NEUTRAL	0- 0	0- 0	1- 0			
9- 2	1- 1	0- 1	NON-CONFERENCE	2- 0	1- 0	5- 0			
6- 0	0- 0	0- 0	HOME	2- 0	0- 0	4- 0			
2- 0	1- 0	0- 0	AWAY	0- 0	1- 0	0- 0			
1- 2	0- 1	0- 1	NEUTRAL	0- 0	0- 0	1- 0			
10- 2	0- 0	0- 0	CONFERENCE	1- 0	2- 0	7- 2			
5- 1	0- 0	0- 0	HOME	1- 0	1- 0	3- 1			
5- 1	0- 0	0- 0	AWAY	0- 0	1- 0	4- 1			
0- 0	0- 0	0- 0	NEUTRAL	0- 0	0- 0	0- 0			

RPI 1-25				RPI 26-50				RPI 51-100 Team's RPI: 78				RPI 101+			
RPI	S	Opponent	Score	RPI	S	Opponent	Score	RPI	S	Opponent	Score	RPI	S	Opponent	Score
5	N	Florida St.	69 87	28	N	Michigan	66 78	51	H	Northwestern	67 56	126	A	St. Mary's (CA)	79 75
12	A	Stanford	68 63					56	H	Washington St.	79 61	144	A	Eastern Wash.	73 54
								99	H	BYU	87 52	149	H	San Francisco	61 46
												158	A	Santa Clara	50 49
												158	H	Santa Clara	51 39
												209	H	Pacific	63 65
												210	A	Loyola Marymount	80 56
												217	A	San Diego	57 55
												223	H	Presbyterian	79 39
												231	H	Colgate	72 42
												274	A	Portland	85 50
												274	H	Portland	67 55
												307	H	Nicholls St.	78 46
												308	A	Pepperdine	69 79
												308	H	Pepperdine	83 61
												326	N	Winthrop	71 41
												327	H	UC Irvine	102 38
LAST 12 Division I GAMES:															
158	A	Santa Clara	50 49	126	A	St. Mary's (CA)	79 75								
99	H	BYU	87 52	210	A	Loyola Marymount	80 56								
308	H	Pepperdine	83 61	274	H	Portland	67 55								
217	A	San Diego	57 55	149	H	San Francisco	61 46								
274	A	Portland	85 50	209	H	Pacific	63 65								
158	H	Santa Clara	51 39	308	A	Pepperdine	69 79								

Non-Div I Games:

Gonzaga

■ Loss,
 ■ Non-Conf,
 S Site,
 ■ Home
 ■ Away
 N Neutral

Average RPI Win:	300	WON-LOST	WINNING	LAST 10	STRENGTH OF	OPP. STRENGTH	TEAM	ADJ.	CONF.	ADJ CONF.
Average RPI Loss:	149	RECORD	PCT. RANK	GAMES	SCHEDULE	OF SCHEDULE	RPI	RPI	RPI	RPI
DIV. I ONLY	10- 12	202	7- 3	316	268	230	230	30	30	
DIV. I NON-CONF.	2- 9	293	1- 0	243	77	272	272	30	30	
TOTALS	RPI 1-25	RPI 26-50	W-L RECORDS	RPI 51-100	RPI 101-150	RPI 150+				
10- 12	0- 1	0- 1	OVERALL	0- 1	0- 4	10- 5				
4- 2	0- 0	0- 0	HOME	0- 0	0- 0	4- 2				
6- 8	0- 0	0- 0	AWAY	0- 0	0- 0	6- 1				
0- 2	0- 0	0- 0	NEUTRAL	0- 0	0- 2	0- 0				
2- 9	0- 1	0- 1	NON-CONFERENCE	0- 1	0- 4	2- 2				
0- 1	0- 0	0- 0	HOME	0- 0	0- 0	0- 1				
2- 6	0- 1	0- 1	AWAY	0- 1	0- 2	2- 1				
0- 2	0- 0	0- 0	NEUTRAL	0- 0	0- 2	0- 0				
8- 3	0- 0	0- 0	CONFERENCE	0- 0	0- 0	8- 3				
4- 1	0- 0	0- 0	HOME	0- 0	0- 0	4- 1				
4- 2	0- 0	0- 0	AWAY	0- 0	0- 0	4- 2				
0- 0	0- 0	0- 0	NEUTRAL	0- 0	0- 0	0- 0				

RPI 1-25				RPI 26-50				RPI 51-100				RPI 101+ Team's RPI: 230			
RPI	S	Opponent	Score	RPI	S	Opponent	Score	RPI	S	Opponent	Score	RPI	S	Opponent	Score
19	A	Miami (FL)	61 89	39	A	Tulane	56 79	75	A	Southern California	64 75	102	N	SMU	36 56
												115	N	Fordham	53 59
												124	A	TCU	47 83
												125	A	Arizona	46 73
												159	A	Louisiana Tech	55 69
												203	A	Texas Southern	61 69
												212	A	Alabama St.	60 45
												233	A	Southern U.	70 63
												233	H	Southern U.	68 71
												283	H	Mississippi Val.	88 67
												284	A	Prairie View	49 51
												291	H	Ark.-Pine Bluff	56 54
												307	H	Nicholls St.	60 71
												310	A	Alcorn	67 63
												310	H	Alcorn	86 63
												332	A	La.-Monroe	59 54
												334	A	Southeastern La.	87 71
												348	H	Jackson St.	90 85
												349	A	Alabama A&M	68 53
LAST 12 Division I GAMES:															
310	A	Alcorn	67 63	203	A	Texas Southern	61 69								
233	A	Southern U.	70 63	310	H	Alcorn	86 63								
283	H	Mississippi Val.	88 67	233	H	Southern U.	68 71								
291	H	Ark.-Pine Bluff	56 54	349	A	Alabama A&M	68 53								
348	H	Jackson St.	90 85	212	A	Alabama St.	60 45								
284	A	Prairie View	49 51	334	A	Southeastern La.	87 71								

Non-Div I Games:

Grambling

■ Loss,
■ Non-Conf,
■ S Site,
■ H Home
■ A Away
N Neutral

Grand Canyon

Through Games Of Feb. 7, 2017

Average RPI Win: 286	WON-LOST	WINNING	LAST 10	STRENGTH OF	OPP. STRENGTH	TEAM	ADJ.	CONF.	ADJ CONF.
Average RPI Loss: 162	RECORD	PCT. RANK	GAMES	SCHEDULE	OF SCHEDULE	RPI	RPI	RPI	RPI
DIV. I ONLY	11- 8	132	5- 4	320	261	222	222	29	29
DIV. I NON-CONF.	7- 5	137	3- 1	289	199	196	196	29	29
TOTALS	RPI 1-25	RPI 26-50	W-L RECORDS	RPI 51-100	RPI 101-150	RPI 150+			
11- 8	0- 2	0- 0	OVERALL	0- 0	1- 0	10- 6			
9- 2	0- 1	0- 0	HOME	0- 0	1- 0	8- 1			
2- 6	0- 1	0- 0	AWAY	0- 0	0- 0	2- 5			
0- 0	0- 0	0- 0	NEUTRAL	0- 0	0- 0	0- 0			
7- 5	0- 2	0- 0	NON-CONFERENCE	0- 0	1- 0	6- 3			
6- 1	0- 1	0- 0	HOME	0- 0	1- 0	5- 0			
1- 4	0- 1	0- 0	AWAY	0- 0	0- 0	1- 3			
0- 0	0- 0	0- 0	NEUTRAL	0- 0	0- 0	0- 0			
4- 3	0- 0	0- 0	CONFERENCE	0- 0	0- 0	4- 3			
3- 1	0- 0	0- 0	HOME	0- 0	0- 0	3- 1			
1- 2	0- 0	0- 0	AWAY	0- 0	0- 0	1- 2			
0- 0	0- 0	0- 0	NEUTRAL	0- 0	0- 0	0- 0			

RPI 1-25				RPI 26-50				RPI 51-100				RPI 101+ Team's RPI: 222			
RPI	S	Opponent	Score	RPI	S	Opponent	Score	RPI	S	Opponent	Score	RPI	S	Opponent	Score
8	H	Washington	66 101									140	H	Idaho	64 60
10	A	Duke	47 90									165	A	UC Riverside	64 77
												176	A	Rice	50 64
												196	H	New Mexico St.	65 81
												215	A	Seattle U	60 86
												237	A	Hawaii	47 51
												254	H	UTRGV	60 59
												269	H	Cal Poly	64 59
												273	A	Southern Utah	76 73
												289	A	CSU Bakersfield	59 74
												296	H	Northern Ariz.	76 65
												302	H	Denver	73 70
												309	H	UMKC	75 64
												310	H	Alcorn	77 44
												329	H	Chicago St.	57 39
												330	H	Fla. Atlantic	81 60
												331	A	Utah Valley	62 46
LAST 12 Division I GAMES:															
289	A	CSU Bakersfield	59 74	331	A	Utah Valley	62 46								
329	H	Chicago St.	57 39	237	A	Hawaii	47 51								
309	H	UMKC	75 64	296	H	Northern Ariz.	76 65								
215	A	Seattle U	60 86	273	A	Southern Utah	76 73								
254	H	UTRGV	60 59	269	H	Cal Poly	64 59								
196	H	New Mexico St.	65 81	330	H	Fla. Atlantic	81 60								

Non-Div I Games: Chaminade 85 55

Grand Canyon

■ Loss,
 ■ Non-Conf, S Site,
 ■ Home
 ■ Away
 N Neutral

Average RPI Win: 168	WON-LOST	WINNING	LAST 10	STRENGTH OF	OPP. STRENGTH	TEAM	ADJ.	CONF.	ADJ CONF.
Average RPI Loss: 128	RECORD	PCT. RANK	GAMES	SCHEDULE	OF SCHEDULE	RPI	RPI	RPI	RPI
DIV. I ONLY	19- 4	13	1- 3	91	133	33	33	20	20
DIV. I NON-CONF.	9- 2	37	0- 1	10	21	5	5	20	20
TOTALS	RPI 1-25	RPI 26-50	W-L RECORDS	RPI 51-100	RPI 101-150	RPI 150+			
19- 4	0- 1	5- 0	OVERALL	2- 0	2- 1	10- 2			
10- 1	0- 0	3- 0	HOME	0- 0	2- 0	5- 1			
9- 3	0- 1	2- 0	AWAY	2- 0	0- 1	5- 1			
0- 0	0- 0	0- 0	NEUTRAL	0- 0	0- 0	0- 0			
9- 2	0- 1	5- 0	NON-CONFERENCE	2- 0	0- 0	2- 1			
4- 1	0- 0	3- 0	HOME	0- 0	0- 0	1- 1			
5- 1	0- 1	2- 0	AWAY	2- 0	0- 0	1- 0			
0- 0	0- 0	0- 0	NEUTRAL	0- 0	0- 0	0- 0			
10- 2	0- 0	0- 0	CONFERENCE	0- 0	2- 1	8- 1			
6- 0	0- 0	0- 0	HOME	0- 0	2- 0	4- 0			
4- 2	0- 0	0- 0	AWAY	0- 0	0- 1	4- 1			
0- 0	0- 0	0- 0	NEUTRAL	0- 0	0- 0	0- 0			

RPI 1-25				RPI 26-50				Team's RPI: 33				RPI 51-100				RPI 101+			
RPI	S	Opponent	Score	RPI	S	Opponent	Score	RPI	S	Opponent	Score	RPI	S	Opponent	Score	RPI	S	Opponent	Score
2	A	Notre Dame	67 71	27	H	Elon	71 56	79	A	Belmont	62 53	143	H	Wright St.	62 41				
				32	H	Drake	71 48	95	A	Chattanooga	71 55	147	A	Detroit	72 76				
				38	A	South Dakota St.	67 43					147	H	Detroit	60 55				
				43	A	Marquette	78 63					160	A	Oakland	71 74				
				48	H	Little Rock	57 31					160	H	Oakland	89 47				
												172	H	Milwaukee	89 47				
												194	A	Cleveland St.	65 51				
												204	H	Wisconsin	53 54				
												227	A	Bradley	68 43				
												238	H	Butler	61 34				
												264	H	Northern Ky.	70 39				
												314	A	Youngstown St.	84 51				
												320	A	Valparaiso	75 36				
												320	H	Valparaiso	56 35				
												325	A	Ill.-Chicago	79 65				
LAST 12 Division I GAMES:																			
2	A	Notre Dame	67 71	320	H	Valparaiso	56 35												
147	A	Detroit	72 76	160	H	Oakland	89 47												
160	A	Oakland	71 74	147	H	Detroit	60 55												
194	A	Cleveland St.	65 51	325	A	Ill.-Chicago	79 65												
314	A	Youngstown St.	84 51	320	A	Valparaiso	75 36												
172	H	Milwaukee	89 47	143	H	Wright St.	62 41												

Non-Div I Games:

Green Bay

■ Loss,
 ■ Non-Conf, S Site,
 ■ Home
 ■ Away
 N Neutral

Average RPI Win:	265	WON-LOST	WINNING	LAST 10	STRENGTH OF	OPP. STRENGTH	TEAM	ADJ.	CONF.	ADJ CONF.
Average RPI Loss:	101	RECORD	PCT. RANK	GAMES	SCHEDULE	OF SCHEDULE	RPI	RPI	RPI	RPI
DIV. I ONLY	14- 9	116	8- 2	270	207	155	155	32	32	
DIV. I NON-CONF.	6- 7	182	1- 1	85	36	95	95	31	31	
TOTALS	RPI 1-25	RPI 26-50	W-L RECORDS	RPI 51-100	RPI 101-150	RPI 150+				
14- 9	1- 1	0- 3	OVERALL	0- 2	1- 1	12- 2				
7- 1	1- 0	0- 0	HOME	0- 0	0- 0	6- 1				
3- 8	0- 1	0- 3	AWAY	0- 2	0- 1	3- 1				
4- 0	0- 0	0- 0	NEUTRAL	0- 0	1- 0	3- 0				
6- 7	1- 1	0- 3	NON-CONFERENCE	0- 2	1- 1	4- 0				
2- 0	1- 0	0- 0	HOME	0- 0	0- 0	1- 0				
0- 7	0- 1	0- 3	AWAY	0- 2	0- 1	0- 0				
4- 0	0- 0	0- 0	NEUTRAL	0- 0	1- 0	3- 0				
8- 2	0- 0	0- 0	CONFERENCE	0- 0	0- 0	8- 2				
5- 1	0- 0	0- 0	HOME	0- 0	0- 0	5- 1				
3- 1	0- 0	0- 0	AWAY	0- 0	0- 0	3- 1				
0- 0	0- 0	0- 0	NEUTRAL	0- 0	0- 0	0- 0				

RPI 1-25				RPI 26-50				RPI 51-100				RPI 101+ Team's RPI: 155			
RPI	S	Opponent	Score	RPI	S	Opponent	Score	RPI	S	Opponent	Score	RPI	S	Opponent	Score
3	A	South Carolina	38 92	36	A	North Carolina St.	56 81	51	A	Northwestern	48 67	119	N	Maine	58 49
23	H	Temple	71 65	41	A	James Madison	50 71	90	A	FGCU	49 60	133	A	Old Dominion	58 61
				50	A	Iowa	51 84					226	N	Samford	63 57
												239	H	Richmond	72 45
												241	H	UMES	65 68
												260	A	Savannah St.	51 55
												260	H	Savannah St.	75 46
												268	A	Norfolk St.	58 57
												277	H	N.C. A&T	64 57
												293	H	Coppin St.	78 54
												311	N	Saint Peter's	71 42
												322	N	Lafayette	58 55
												340	A	South Carolina St.	51 50
												340	H	South Carolina St.	80 46
												344	H	N.C. Central	60 36
												345	A	Delaware St.	83 52
LAST 12 Division I GAMES:															
340	A	South Carolina St.	51 50	345	A	Delaware St.	83 52								
260	A	Savannah St.	51 55	260	H	Savannah St.	75 46								
241	H	UMES	65 68	340	H	South Carolina St.	80 46								
293	H	Coppin St.	78 54	277	H	N.C. A&T	64 57								
268	A	Norfolk St.	58 57	226	N	Samford	63 57								
344	H	N.C. Central	60 36	90	A	FGCU	49 60								

Non-Div I Games:

Hampton

■ Loss,
 ■ Non-Conf, S Site,
 ■ Home
 ■ Away
 N Neutral

Average RPI Win: 234	WON-LOST	WINNING	LAST 10	STRENGTH OF	OPP. STRENGTH	TEAM	ADJ.	CONF.	ADJ CONF.
Average RPI Loss: 143	RECORD	PCT. RANK	GAMES	SCHEDULE	OF SCHEDULE	RPI	RPI	RPI	RPI
DIV. I ONLY	14- 9	116	5- 5	242	212	168	168	22	22
DIV. I NON-CONF.	9- 4	85	2- 0	221	226	130	130	22	22
TOTALS	RPI 1-25	RPI 26-50	W-L RECORDS	RPI 51-100	RPI 101-150	RPI 150+			
14- 9	0- 0	0- 1	OVERALL	0- 2	1- 3	13- 3			
7- 4	0- 0	0- 1	HOME	0- 1	0- 1	7- 1			
5- 5	0- 0	0- 0	AWAY	0- 1	1- 2	4- 2			
2- 0	0- 0	0- 0	NEUTRAL	0- 0	0- 0	2- 0			
9- 4	0- 0	0- 1	NON-CONFERENCE	0- 1	1- 0	8- 2			
3- 3	0- 0	0- 1	HOME	0- 1	0- 0	3- 1			
4- 1	0- 0	0- 0	AWAY	0- 0	1- 0	3- 1			
2- 0	0- 0	0- 0	NEUTRAL	0- 0	0- 0	2- 0			
5- 5	0- 0	0- 0	CONFERENCE	0- 1	0- 3	5- 1			
4- 1	0- 0	0- 0	HOME	0- 0	0- 1	4- 0			
1- 4	0- 0	0- 0	AWAY	0- 1	0- 2	1- 1			
0- 0	0- 0	0- 0	NEUTRAL	0- 0	0- 0	0- 0			

RPI S	Opponent	Score	RPI S	Opponent	Score	RPI S	Opponent	Score	RPI S	Opponent	Score	Team's RPI: 168
49	H Quinnipiac	59 82	90	H FGCU	63 70	114	A Delaware	67 66				
			100	A New Hampshire	50 58	119	A Maine	62 73				
						119	H Maine	60 66				
						150	A Albany (NY)	71 82				
						171	H Providence	65 77				
						177	H Boston College	65 56				
						182	A Hofstra	69 67				
						198	A Siena	80 76				
						205	H Binghamton	76 73				
						206	H Sacred Heart	81 64				
						219	A Niagara	62 75				
						225	N Monmouth	75 72				
						229	A UMBC	80 73				
						252	H Stony Brook	65 52				
						268	N Norfolk St.	61 51				
						272	A Vermont	70 76				
						272	H Vermont	68 55				
						298	H Massachusetts	75 56				
						305	A Central Conn. St.	68 58				
						339	H UMass Lowell	80 59				
LAST 12 Division I GAMES:												
119	H Maine	60 66	119	A Maine	62 73							
272	A Vermont	70 76	339	H UMass Lowell	80 59							
150	A Albany (NY)	71 82	229	A UMBC	80 73							
205	H Binghamton	76 73	272	H Vermont	68 55							
100	A New Hampshire	50 58	182	A Hofstra	69 67							
252	H Stony Brook	65 52	114	A Delaware	67 66							

Non-Div I Games:

Hartford

■ Loss,
 ■ Non-Conf, S Site,
 ■ Home
 ■ Away
 N Neutral

Average RPI Win: 176	WON-LOST	WINNING	LAST 10	STRENGTH OF	OPP. STRENGTH	TEAM	ADJ.	CONF.	ADJ CONF.
Average RPI Loss: 115	RECORD	PCT. RANK	GAMES	SCHEDULE	OF SCHEDULE	RPI	RPI	RPI	RPI
DIV. I ONLY	16- 3	10	8- 2	126	141	35	35	9	9
DIV. I NON-CONF.	12- 1	7	6- 0	149	186	25	25	9	9
TOTALS	RPI 1-25	RPI 26-50	W-L RECORDS	RPI 51-100	RPI 101-150	RPI 150+			
16- 3	1- 0	0- 0	OVERALL	2- 1	2- 1	11- 1			
8- 0	1- 0	0- 0	HOME	1- 0	2- 0	4- 0			
6- 3	0- 0	0- 0	AWAY	0- 1	0- 1	6- 1			
2- 0	0- 0	0- 0	NEUTRAL	1- 0	0- 0	1- 0			
12- 1	1- 0	0- 0	NON-CONFERENCE	1- 1	1- 0	9- 0			
5- 0	1- 0	0- 0	HOME	0- 0	1- 0	3- 0			
5- 1	0- 0	0- 0	AWAY	0- 1	0- 0	5- 0			
2- 0	0- 0	0- 0	NEUTRAL	1- 0	0- 0	1- 0			
4- 2	0- 0	0- 0	CONFERENCE	1- 0	1- 1	2- 1			
3- 0	0- 0	0- 0	HOME	1- 0	1- 0	1- 0			
1- 2	0- 0	0- 0	AWAY	0- 0	0- 1	1- 1			
0- 0	0- 0	0- 0	NEUTRAL	0- 0	0- 0	0- 0			

RPI 1-25				RPI 26-50				Team's RPI: 35				RPI 51-100				RPI 101+			
RPI	S	Opponent	Score	RPI	S	Opponent	Score	RPI	S	Opponent	Score	RPI	S	Opponent	Score	RPI	S	Opponent	Score
23	H	Temple	73 62									53	A	Minnesota	87 103	118	A	Penn	43 63
												69	N	Buffalo	74 62	119	H	Maine	69 62
												92	H	Cornell	62 59	142	H	Columbia	70 68
																154	A	Kansas	69 59
																161	A	La Salle	66 64
																174	A	Princeton	58 63
																180	H	Fairfield	58 44
																198	A	Siena	65 58
																206	A	Sacred Heart	68 60
																214	A	Dartmouth	70 61
																214	H	Dartmouth	70 65
																226	H	Samford	57 52
																244	N	UNC Asheville	79 62
																275	A	Boston U.	65 52
																306	H	NJIT	59 38
LAST 12 Division I GAMES:																			
174	A	Princeton	58 63	214	H	Dartmouth	70 65												
118	A	Penn	43 63	69	N	Buffalo	74 62												
142	H	Columbia	70 68	244	N	UNC Asheville	79 62												
92	H	Cornell	62 59	198	A	Siena	65 58												
214	A	Dartmouth	70 61	154	A	Kansas	69 59												
161	A	La Salle	66 64	306	H	NJIT	59 38												

Non-Div I Games:

Harvard

■ Loss,
 ■ Non-Conf, S Site,
 ■ Home
 ■ Away
 N Neutral

Average RPI Win:	276	WON-LOST	WINNING	LAST 10	STRENGTH OF	OPP. STRENGTH	TEAM	ADJ.	CONF.	ADJ CONF.
Average RPI Loss:	139	RECORD	PCT. RANK	GAMES	SCHEDULE	OF SCHEDULE	RPI	RPI	RPI	RPI
DIV. I ONLY	7- 13	252	5- 5	175	197	237	237	25	25	
DIV. I NON-CONF.	3- 8	262	1- 2	92	147	237	237	24	24	
TOTALS	RPI 1-25	RPI 26-50	W-L RECORDS	RPI 51-100	RPI 101-150	RPI 150+				
7- 13	0- 2	0- 1	OVERALL	0- 3	0- 1	7- 6				
6- 3	0- 1	0- 1	HOME	0- 0	0- 0	6- 1				
1- 10	0- 1	0- 0	AWAY	0- 3	0- 1	1- 5				
0- 0	0- 0	0- 0	NEUTRAL	0- 0	0- 0	0- 0				
3- 8	0- 2	0- 1	NON-CONFERENCE	0- 2	0- 0	3- 3				
3- 3	0- 1	0- 1	HOME	0- 0	0- 0	3- 1				
0- 5	0- 1	0- 0	AWAY	0- 2	0- 0	0- 2				
0- 0	0- 0	0- 0	NEUTRAL	0- 0	0- 0	0- 0				
4- 5	0- 0	0- 0	CONFERENCE	0- 1	0- 1	4- 3				
3- 0	0- 0	0- 0	HOME	0- 0	0- 0	3- 0				
1- 5	0- 0	0- 0	AWAY	0- 1	0- 1	1- 3				
0- 0	0- 0	0- 0	NEUTRAL	0- 0	0- 0	0- 0				

RPI 1-25				RPI 26-50				RPI 51-100				RPI 101+ Team's RPI: 237			
RPI	S	Opponent	Score	RPI	S	Opponent	Score	RPI	S	Opponent	Score	RPI	S	Opponent	Score
4	H	Mississippi St.	41 66	37	H	Oregon	49 86	75	A	Southern California	44 76	101	A	Long Beach St.	57 68
11	A	UCLA	49 72					86	A	Boise St.	49 61	165	A	UC Riverside	45 63
								98	A	UC Davis	55 70	196	H	New Mexico St.	56 53
												197	A	CSUN	56 67
												207	H	San Jose St.	61 77
												222	H	Grand Canyon	51 47
												246	A	UC Santa Barbara	62 74
												269	A	Cal Poly	87 79
												269	H	Cal Poly	66 57
												289	A	CSU Bakersfield	51 58
												290	A	Nevada	59 67
												314	H	Youngstown St.	72 50
												327	H	UC Irvine	79 62
												338	H	Cal St. Fullerton	60 50
LAST 12 Division I GAMES:															
197	A	CSUN	56 67	338	H	Cal St. Fullerton	60 50								
165	A	UC Riverside	45 63	98	A	UC Davis	55 70								
269	H	Cal Poly	66 57	101	A	Long Beach St.	57 68								
327	H	UC Irvine	79 62	222	H	Grand Canyon	51 47								
246	A	UC Santa Barbara	62 74	86	A	Boise St.	49 61								
269	A	Cal Poly	87 79	290	A	Nevada	59 67								

Non-Div I Games: Hawaii Pacific 88 54

Hawaii

■ Loss,
 ■ Non-Conf, S Site,
 ■ Home
 ■ Away
 N Neutral

Average RPI Win: 284		WON-LOST	WINNING	LAST 10	STRENGTH OF		OPP. STRENGTH	TEAM	ADJ.	CONF.	ADJ CONF.
Average RPI Loss: 191		RECORD	PCT. RANK	GAMES	SCHEDULE		OF SCHEDULE	RPI	RPI	RPI	RPI
DIV. I ONLY		7- 13	252	6- 4	274		303	288	288	28	28
DIV. I NON-CONF.		0- 9	335	0- 1	170		260	338	338	28	28
TOTALS		RPI 1-25	RPI 26-50		W-L RECORDS		RPI 51-100	RPI 101-150		RPI 150+	
7- 13	0- 0	0- 1		OVERALL		0- 2	0- 2		7- 8		
4- 5	0- 0	0- 1		HOME		0- 0	0- 1		4- 3		
3- 8	0- 0	0- 0		AWAY		0- 0	0- 0		3- 0		
0- 0	0- 0	0- 0		NEUTRAL		0- 0	0- 0		0- 0		
0- 9	0- 0	0- 1		NON-CONFERENCE		0- 2	0- 1		0- 5		
0- 4	0- 0	0- 1		HOME		0- 0	0- 1		0- 2		
0- 5	0- 0	0- 0		AWAY		0- 2	0- 0		0- 3		
0- 0	0- 0	0- 0		NEUTRAL		0- 0	0- 0		0- 0		
7- 4	0- 0	0- 0		CONFERENCE		0- 0	0- 1		7- 3		
4- 1	0- 0	0- 0		HOME		0- 0	0- 0		4- 1		
3- 3	0- 0	0- 0		AWAY		0- 0	0- 1		3- 2		
0- 0	0- 0	0- 0		NEUTRAL		0- 0	0- 0		0- 0		

RPI 1-25				RPI 26-50				RPI 51-100				RPI 101+				Team's RPI: 288	
RPI	S	Opponent	Score	RPI	S	Opponent	Score	RPI	S	Opponent	Score	RPI	S	Opponent	Score		
				44	H	Ohio	48 76	62	A	West Virginia	59 82	132	H	Stetson	47 81		
								96	A	Ole Miss	62 73	139	A	Radford	56 59		
												202	A	UAB	66 75		
												221	A	Campbell	33 58		
												223	H	Presbyterian	87 60		
												243	A	Liberty	74 81		
												244	A	UNC Asheville	76 60		
												244	H	UNC Asheville	81 70		
												253	H	Charleston So.	68 74		
												256	H	UNCG	67 69		
												268	H	Norfolk St.	60 63		
												279	A	Davidson	72 82		
												286	A	Western Caro.	64 73		
												292	H	Gardner-Webb	71 69		
												326	A	Winthrop	70 57		
												326	H	Winthrop	88 43		
												336	A	Longwood	80 49		
LAST 12 Division I GAMES:																	
				326	A	Winthrop	70 57	139	A	Radford	56 59						
				244	H	UNC Asheville	81 70	244	A	UNC Asheville	76 60						
				336	A	Longwood	80 49	253	H	Charleston So.	68 74						
				223	H	Presbyterian	87 60	243	A	Liberty	74 81						
				221	A	Campbell	33 58	326	H	Winthrop	88 43						
				292	H	Gardner-Webb	71 69	256	H	UNCG	67 69						

Non-Div I Games:	Spring Hill	74	58	Brevard	89	42
------------------	-------------	----	----	---------	----	----

High Point

Loss, Non-Conf, S Site, H Home A Away N Neutral

Average RPI Win: 201	WON-LOST	WINNING	LAST 10	STRENGTH OF	OPP. STRENGTH	TEAM	ADJ.	CONF.	ADJ CONF.
Average RPI Loss: 126	RECORD	PCT. RANK	GAMES	SCHEDULE	OF SCHEDULE	RPI	RPI	RPI	RPI
DIV. I ONLY	9- 13	221	2- 8	103	182	182	182	8	8
DIV. I NON-CONF.	7- 4	114	0- 1	171	317	115	115	8	8
TOTALS	RPI 1-25	RPI 26-50	W-L RECORDS	RPI 51-100	RPI 101-150	RPI 150+			
9- 13	0- 0	0- 3	OVERALL	1- 2	2- 3	6- 5			
5- 6	0- 0	0- 2	HOME	0- 0	1- 1	4- 3			
4- 7	0- 0	0- 1	AWAY	1- 2	1- 2	2- 2			
0- 0	0- 0	0- 0	NEUTRAL	0- 0	0- 0	0- 0			
7- 4	0- 0	0- 0	NON-CONFERENCE	1- 1	1- 1	5- 2			
4- 1	0- 0	0- 0	HOME	0- 0	0- 0	4- 1			
3- 3	0- 0	0- 0	AWAY	1- 1	1- 1	1- 1			
0- 0	0- 0	0- 0	NEUTRAL	0- 0	0- 0	0- 0			
2- 9	0- 0	0- 3	CONFERENCE	0- 1	1- 2	1- 3			
1- 5	0- 0	0- 2	HOME	0- 0	1- 1	0- 2			
1- 4	0- 0	0- 1	AWAY	0- 1	0- 1	1- 1			
0- 0	0- 0	0- 0	NEUTRAL	0- 0	0- 0	0- 0			

RPI S	Opponent	Score	RPI S	Opponent	Score	RPI S	Opponent	Score	RPI S	Opponent	Score	Team's RPI: 182
27	H Elon	53 64	69	A Buffalo	50 74	111	A Saint Joseph's	75 64				
41	A James Madison	57 93	72	A Drexel	43 65	114	H Delaware	56 73				
41	H James Madison	50 61	98	A UC Davis	64 60	122	A Navy	69 78				
						131	A William & Mary	65 81				
						131	H William & Mary	64 61				
						166	A Towson	70 61				
						168	H Hartford	67 69				
						175	H American	72 67				
						178	A Col. of Charleston	55 71				
						185	H Northeastern	51 53				
						220	H UNCW	54 56				
						232	H Marist	62 42				
						252	A Stony Brook	67 64				
						276	A Sacramento St.	85 97				
						298	H Massachusetts	71 55				
						345	H Delaware St.	64 44				
LAST 12 Division I GAMES:												
131	A William & Mary	65 81	220	H UNCW	54 56							
131	H William & Mary	64 61	114	H Delaware	56 73							
41	H James Madison	50 61	166	A Towson	70 61							
27	H Elon	53 64	41	A James Madison	57 93							
178	A Col. of Charleston	55 71	185	H Northeastern	51 53							
72	A Drexel	43 65	168	H Hartford	67 69							

Non-Div I Games:

Hofstra

Holy Cross

Through Games Of Feb. 7, 2017

Average RPI Win:	240	WON-LOST	WINNING	LAST 10	STRENGTH OF	OPP. STRENGTH	TEAM	ADJ.	CONF.	ADJ CONF.
Average RPI Loss:	179	RECORD	PCT. RANK	GAMES	SCHEDULE	OF SCHEDULE	RPI	RPI	RPI	RPI
DIV. I ONLY	6- 16	288	4- 6	230	264	304	304	23	23	
DIV. I NON-CONF.	2- 9	293	0- 1	297	257	340	340	25	25	
TOTALS	RPI 1-25	RPI 26-50	W-L RECORDS	RPI 51-100	RPI 101-150	RPI 150+				
6- 16	0- 1	0- 1	OVERALL	1- 2	0- 2	5- 10				
4- 7	0- 0	0- 1	HOME	1- 1	0- 1	3- 4				
2- 9	0- 1	0- 0	AWAY	0- 1	0- 1	2- 6				
0- 0	0- 0	0- 0	NEUTRAL	0- 0	0- 0	0- 0				
2- 9	0- 1	0- 1	NON-CONFERENCE	0- 1	0- 0	2- 6				
2- 3	0- 0	0- 1	HOME	0- 1	0- 0	2- 1				
0- 6	0- 1	0- 0	AWAY	0- 0	0- 0	0- 5				
0- 0	0- 0	0- 0	NEUTRAL	0- 0	0- 0	0- 0				
4- 7	0- 0	0- 0	CONFERENCE	1- 1	0- 2	3- 4				
2- 4	0- 0	0- 0	HOME	1- 0	0- 1	1- 3				
2- 3	0- 0	0- 0	AWAY	0- 1	0- 1	2- 1				
0- 0	0- 0	0- 0	NEUTRAL	0- 0	0- 0	0- 0				

RPI 1-25				RPI 26-50				RPI 51-100				RPI 101+				Team's RPI: 304	
RPI	S	Opponent	Score	RPI	S	Opponent	Score	RPI	S	Opponent	Score	RPI	S	Opponent	Score		
24	A	Arizona St.	33 63	49	H	Quinnipiac	55 78	58	A	Bucknell	48 77	122	A	Navy	56 57		
								58	H	Bucknell	63 51	122	H	Navy	71 73		
								84	H	Penn St.	48 84	151	H	Yale	70 71		
												170	H	Army West Point	59 67		
												175	A	American	61 60		
												214	A	Dartmouth	49 53		
												231	A	Colgate	52 70		
												231	H	Colgate	54 62		
												232	H	Marist	50 46		
												267	A	Manhattan	56 60		
												272	A	Vermont	52 63		
												275	H	Boston U.	49 66		
												298	A	Massachusetts	66 69		
												300	A	Bryant	74 76		
												312	H	Lehigh	65 47		
												322	A	Lafayette	67 61		
												339	H	UMass Lowell	62 47		
LAST 12 Division I GAMES:																	
				58	H	Bucknell	63 51	322	A	Lafayette	67 61						
				231	A	Colgate	52 70	58	A	Bucknell	48 77						
				122	H	Navy	71 73	231	H	Colgate	54 62						
				175	A	American	61 60	122	A	Navy	56 57						
				170	H	Army West Point	59 67	275	H	Boston U.	49 66						
				312	H	Lehigh	65 47	24	A	Arizona St.	33 63						

Non-Div I Games:

Holy Cross

■ Loss,
 ■ Non-Conf, S Site,
 ■ Home
 ■ Away
 N Neutral

Average RPI Win:	207	WON-LOST	WINNING	LAST 10	STRENGTH OF	OPP. STRENGTH	TEAM	ADJ.	CONF.	ADJ CONF.
Average RPI Loss:	94	RECORD	PCT. RANK	GAMES	SCHEDULE	OF SCHEDULE	RPI	RPI	RPI	RPI
DIV. I ONLY	9- 14	232	2- 8	86	89	164	164	5	5	
DIV. I NON-CONF.	7- 6	157	1- 1	157	234	154	154	5	5	
TOTALS	RPI 1-25	RPI 26-50	W-L RECORDS	RPI 51-100	RPI 101-150	RPI 150+				
9- 14	0- 2	0- 2	OVERALL	0- 2	3- 5	6- 3				
5- 6	0- 1	0- 1	HOME	0- 0	1- 3	4- 1				
4- 7	0- 1	0- 1	AWAY	0- 2	2- 1	2- 2				
0- 1	0- 0	0- 0	NEUTRAL	0- 0	0- 1	0- 0				
7- 6	0- 0	0- 0	NON-CONFERENCE	0- 2	1- 3	6- 1				
4- 2	0- 0	0- 0	HOME	0- 0	0- 1	4- 1				
3- 3	0- 0	0- 0	AWAY	0- 2	1- 1	2- 0				
0- 1	0- 0	0- 0	NEUTRAL	0- 0	0- 1	0- 0				
2- 8	0- 2	0- 2	CONFERENCE	0- 0	2- 2	0- 2				
1- 4	0- 1	0- 1	HOME	0- 0	1- 2	0- 0				
1- 4	0- 1	0- 1	AWAY	0- 0	1- 0	0- 2				
0- 0	0- 0	0- 0	NEUTRAL	0- 0	0- 0	0- 0				

RPI	S	Opponent	Score	RPI	S	Opponent	Score	RPI	S	Opponent	Score	RPI	S	Opponent	Score	Team's RPI: 164
1	A	UConn	42 91	39	A	Tulane	56 82	64	A	Texas Tech	60 84	101	A	Long Beach St.	55 65	
23	H	Temple	57 69	39	H	Tulane	49 57	80	A	UNLV	53 64	102	H	SMU	45 66	
												104	H	Mercer	60 64	
												113	N	Central Ark.	55 69	
												129	H	Tulsa	71 66	
												134	A	East Carolina	73 62	
												137	H	UCF	48 62	
												146	A	UTSA	56 49	
												153	A	Cincinnati	64 85	
												169	A	Memphis	65 66	
												178	H	Col. of Charleston	79 63	
												184	H	Texas St.	56 61	
												189	H	Rutgers	53 51	
												191	A	Louisiana	69 64	
												254	A	UTRGV	68 52	
												310	H	Alcorn	85 70	
												334	H	Southeastern La.	83 80	
LAST 12 Division I GAMES:																
134	A	East Carolina	73 62	39	A	Tulane	56 82									
39	H	Tulane	49 57	137	H	UCF	48 62									
1	A	UConn	42 91	153	A	Cincinnati	64 85									
169	A	Memphis	65 66	129	H	Tulsa	71 66									
102	H	SMU	45 66	310	H	Alcorn	85 70									
23	H	Temple	57 69	113	N	Central Ark.	55 69									

Non-Div I Games:

Houston

■ Loss,
 ■ Non-Conf, S Site,
 ■ Home
 ■ Away
 N Neutral

Houston Baptist

Through Games Of Feb. 7, 2017

Average RPI Win:	327	WON-LOST	WINNING	LAST 10	STRENGTH OF	OPP. STRENGTH	TEAM	ADJ.	CONF.	ADJ CONF.
Average RPI Loss:	195	RECORD	PCT. RANK	GAMES	SCHEDULE	OF SCHEDULE	RPI	RPI	RPI	RPI
DIV. I ONLY	3- 15	324	3- 7	306	272	337	337	27	27	
DIV. I NON-CONF.	0- 8	335	0- 2	127	154	319	319	27	27	
TOTALS	RPI 1-25	RPI 26-50	W-L RECORDS	RPI 51-100	RPI 101-150	RPI 150+				
3- 15	0- 2	0- 0	OVERALL	0- 0	0- 4	3- 9				
3- 7	0- 0	0- 0	HOME	0- 0	0- 2	3- 5				
0- 8	0- 0	0- 0	AWAY	0- 0	0- 0	0- 2				
0- 0	0- 0	0- 0	NEUTRAL	0- 0	0- 0	0- 0				
0- 8	0- 2	0- 0	NON-CONFERENCE	0- 0	0- 2	0- 4				
0- 4	0- 0	0- 0	HOME	0- 0	0- 1	0- 3				
0- 4	0- 2	0- 0	AWAY	0- 0	0- 1	0- 1				
0- 0	0- 0	0- 0	NEUTRAL	0- 0	0- 0	0- 0				
3- 7	0- 0	0- 0	CONFERENCE	0- 0	0- 2	3- 5				
3- 3	0- 0	0- 0	HOME	0- 0	0- 1	3- 2				
0- 4	0- 0	0- 0	AWAY	0- 0	0- 1	0- 3				
0- 0	0- 0	0- 0	NEUTRAL	0- 0	0- 0	0- 0				

RPI 1-25				RPI 26-50				RPI 51-100				RPI 101+ Team's RPI: 337			
RPI	S	Opponent	Score	RPI	S	Opponent	Score	RPI	S	Opponent	Score	RPI	S	Opponent	Score
7	A	Texas	46 98									110	A	SFA	49 86
9	A	Baylor	43 118									113	H	Central Ark.	49 80
												120	A	Arkansas	40 101
												136	H	Oral Roberts	65 75
												176	H	Rice	53 79
												195	H	New Orleans	63 73
												203	H	Texas Southern	34 50
												265	A	McNeese	53 68
												287	A	UTEP	45 75
												303	H	A&M-Corpus Christi	56 51
												307	A	Nicholls St.	57 76
												332	H	La.-Monroe	65 77
												334	H	Southeastern La.	71 87
												335	A	Incarnate Word	54 69
												335	H	Incarnate Word	68 51
												343	H	Sam Houston St.	61 51
LAST 12 Division I GAMES:															
303	H	A&M-Corpus Christi	56 51	265	A	McNeese	53 68								
335	A	Incarnate Word	54 69	334	H	Southeastern La.	71 87								
307	A	Nicholls St.	57 76	343	H	Sam Houston St.	61 51								
195	H	New Orleans	63 73	110	A	SFA	49 86								
335	H	Incarnate Word	68 51	120	A	Arkansas	40 101								
113	H	Central Ark.	49 80	332	H	La.-Monroe	65 77								

Non-Div I Games: S'western Assemblie71 52 Arlington Baptist 75 55

Houston Baptist

Loss, Non-Conf, S Site, H Home A Away N Neutral

Average RPI Win:	308	WON-LOST	WINNING	LAST 10	STRENGTH OF	OPP. STRENGTH	TEAM	ADJ.	CONF.	ADJ CONF.
Average RPI Loss:	200	RECORD	PCT. RANK	GAMES	SCHEDULE	OF SCHEDULE	RPI	RPI	RPI	RPI
DIV. I ONLY	10- 11	193	7- 3	331	341	255	255	32	32	
DIV. I NON-CONF.	4- 8	230	2- 1	252	334	249	249	31	31	
TOTALS	RPI 1-25	RPI 26-50	W-L RECORDS	RPI 51-100	RPI 101-150	RPI 150+				
10- 11	0- 0	0- 1	OVERALL	0- 2	0- 0	10- 8				
6- 1	0- 0	0- 0	HOME	0- 0	0- 0	6- 1				
4- 10	0- 0	0- 1	AWAY	0- 2	0- 0	4- 7				
0- 0	0- 0	0- 0	NEUTRAL	0- 0	0- 0	0- 0				
4- 8	0- 0	0- 1	NON-CONFERENCE	0- 2	0- 0	4- 5				
2- 1	0- 0	0- 0	HOME	0- 0	0- 0	2- 1				
2- 7	0- 0	0- 1	AWAY	0- 2	0- 0	2- 4				
0- 0	0- 0	0- 0	NEUTRAL	0- 0	0- 0	0- 0				
6- 3	0- 0	0- 0	CONFERENCE	0- 0	0- 0	6- 3				
4- 0	0- 0	0- 0	HOME	0- 0	0- 0	4- 0				
2- 3	0- 0	0- 0	AWAY	0- 0	0- 0	2- 3				
0- 0	0- 0	0- 0	NEUTRAL	0- 0	0- 0	0- 0				

RPI S	Opponent	Score	RPI S	Opponent	Score	RPI S	Opponent	Score	RPI S	Opponent	Score	Team's RPI: 255
28	A Michigan	41 109	62	A West Virginia	49 95	153	A Cincinnati	56 66	156	A Brown	78 83	
			92	A Cornell	55 67	216	A Robert Morris	42 59	241	A UMES	72 71	
						248	A Bethune-Cookman	54 75	260	H Savannah St.	55 49	
						272	H Vermont	64 57	277	A N.C. A&T	55 63	
						293	H Coppin St.	66 58	306	A NJIT	55 70	
						318	H Mt. St. Mary's	95 62	321	A St. Francis Brooklyn	78 63	
						325	H Ill.-Chicago	63 70	340	H South Carolina St.	75 57	
						341	A Florida A&M	51 55	341	H Florida A&M	72 58	
						344	A N.C. Central	73 50	346	A Fairleigh Dickinson	71 68	
LAST 12 Division I GAMES:												
248	A Bethune-Cookman	54 75	293	H Coppin St.	66 58							
341	A Florida A&M	51 55	241	A UMES	72 71							
340	H South Carolina St.	75 57	341	H Florida A&M	72 58							
260	H Savannah St.	55 49	272	H Vermont	64 57							
344	A N.C. Central	73 50	346	A Fairleigh Dickinson	71 68							
277	A N.C. A&T	55 63	325	H Ill.-Chicago	63 70							

Non-Div I Games:

Howard

I
U
P
U
I

I
U
P
U
I

IUPUI

Page 116

Average RPI Win:	264	WON-LOST	WINNING	LAST 10	STRENGTH OF	OPP. STRENGTH	TEAM	ADJ.	CONF.	ADJ CONF.
Average RPI Loss:	87	RECORD	PCT. RANK	GAMES	SCHEDULE	OF SCHEDULE	RPI	RPI	RPI	RPI
DIV. I ONLY	10- 10	169	7- 3	169	171	140	140	19	19	
DIV. I NON-CONF.	3- 6	230	0- 0	21	87	86	86	19	19	
TOTALS	RPI 1-25	RPI 26-50	W-L RECORDS	RPI 51-100	RPI 101-150	RPI 150+				
10- 10	0- 2	0- 1	OVERALL	0- 4	1- 1	9- 2				
2- 2	0- 0	0- 0	HOME	0- 1	0- 0	2- 1				
8- 5	0- 0	0- 0	AWAY	0- 0	1- 0	7- 0				
0- 3	0- 1	0- 0	NEUTRAL	0- 2	0- 0	0- 0				
3- 6	0- 2	0- 1	NON-CONFERENCE	0- 2	1- 0	2- 1				
0- 0	0- 0	0- 0	HOME	0- 0	0- 0	0- 0				
3- 3	0- 1	0- 1	AWAY	0- 0	1- 0	2- 1				
0- 3	0- 1	0- 0	NEUTRAL	0- 2	0- 0	0- 0				
7- 4	0- 0	0- 0	CONFERENCE	0- 2	0- 1	7- 1				
2- 2	0- 0	0- 0	HOME	0- 1	0- 0	2- 1				
5- 2	0- 0	0- 0	AWAY	0- 1	0- 1	5- 0				
0- 0	0- 0	0- 0	NEUTRAL	0- 0	0- 0	0- 0				

RPI 1-25				RPI 26-50				RPI 51-100				RPI 101+ Team's RPI: 140			
RPI	S	Opponent	Score	RPI	S	Opponent	Score	RPI	S	Opponent	Score	RPI	S	Opponent	Score
6	N	Oregon St.	49 60	37	A	Oregon	70 73	57	N	UNI	74 76	103	A	Wyoming	74 71
8	A	Washington	53 105					63	A	Montana St.	64 80	144	A	Eastern Wash.	57 67
								63	H	Montana St.	61 66	190	H	Idaho St.	60 67
								80	N	UNLV	61 73	215	A	Seattle U	68 64
												222	A	Grand Canyon	60 64
												228	H	Weber St.	95 77
												258	A	Portland St.	72 66
												273	A	Southern Utah	85 68
												276	A	Sacramento St.	72 58
												296	A	Northern Ariz.	91 80
												328	A	Montana	86 59
												328	H	Montana	75 50
												338	A	Cal St. Fullerton	88 86
LAST 12 Division I GAMES:															
276	A	Sacramento St.	72 58	190	H	Idaho St.	60 67								
258	A	Portland St.	72 66	228	H	Weber St.	95 77								
328	H	Montana	75 50	63	A	Montana St.	64 80								
63	H	Montana St.	61 66	328	A	Montana	86 59								
296	A	Northern Ariz.	91 80	144	A	Eastern Wash.	57 67								
273	A	Southern Utah	85 68	37	A	Oregon	70 73								

Non-Div I Games: Lewis-Clark St. 85 49 Central Wash. 79 45

Idaho

Loss, Non-Conf, S Site, H Home A Away N Neutral

Average RPI Win:	252	WON-LOST	WINNING	LAST 10	STRENGTH OF	OPP. STRENGTH	TEAM	ADJ.	CONF.	ADJ CONF.
Average RPI Loss:	124	RECORD	PCT. RANK	GAMES	SCHEDULE	OF SCHEDULE	RPI	RPI	RPI	RPI
DIV. I ONLY	11- 9	145	6- 4	283	152	190	190	19	19	
DIV. I NON-CONF.	5- 5	165	1- 0	318	74	204	204	19	19	
TOTALS	RPI 1-25	RPI 26-50	W-L RECORDS	RPI 51-100	RPI 101-150	RPI 150+				
11- 9	0- 1	0- 1	OVERALL	1- 1	1- 3	9- 3				
6- 2	0- 0	0- 0	HOME	1- 0	0- 2	5- 0				
4- 6	0- 0	0- 0	AWAY	0- 0	1- 0	3- 0				
1- 1	0- 0	0- 1	NEUTRAL	0- 0	0- 0	1- 0				
5- 5	0- 1	0- 1	NON-CONFERENCE	0- 1	0- 0	5- 2				
3- 0	0- 0	0- 0	HOME	0- 0	0- 0	3- 0				
1- 4	0- 1	0- 0	AWAY	0- 1	0- 0	1- 2				
1- 1	0- 0	0- 1	NEUTRAL	0- 0	0- 0	1- 0				
6- 4	0- 0	0- 0	CONFERENCE	1- 0	1- 3	4- 1				
3- 2	0- 0	0- 0	HOME	1- 0	0- 2	2- 0				
3- 2	0- 0	0- 0	AWAY	0- 0	1- 1	2- 1				
0- 0	0- 0	0- 0	NEUTRAL	0- 0	0- 0	0- 0				

RPI 1-25				RPI 26-50				RPI 51-100				RPI 101+				Team's RPI: 190	
RPI	S	Opponent	Score	RPI	S	Opponent	Score	RPI	S	Opponent	Score	RPI	S	Opponent	Score		
6	A	Oregon St.	38 61	41	N	James Madison	53 83	63	H	Montana St.	67 59	108	H	Northern Colo.	62 77		
								89	A	Colorado	56 85	138	H	North Dakota	62 65		
												140	A	Idaho	67 60		
												144	A	Eastern Wash.	41 58		
												158	A	Santa Clara	78 82		
												201	A	Utah St.	56 69		
												204	A	Wisconsin	42 35		
												228	A	Weber St.	43 50		
												228	H	Weber St.	57 52		
												273	A	Southern Utah	71 68		
												279	N	Davidson	70 58		
												296	A	Northern Ariz.	64 51		
												302	H	Denver	65 64		
												327	H	UC Irvine	65 54		
												328	H	Montana	61 43		
												331	H	Utah Valley	61 56		
LAST 12 Division I GAMES:																	
273	A	Southern Utah	71 68	144	A	Eastern Wash.	41 58										
296	A	Northern Ariz.	64 51	228	A	Weber St.	43 50										
228	H	Weber St.	57 52	63	H	Montana St.	67 59										
138	H	North Dakota	62 65	328	H	Montana	61 43										
108	H	Northern Colo.	62 77	331	H	Utah Valley	61 56										
140	A	Idaho	67 60	302	H	Denver	65 64										

Non-Div I Games: Montana Tech 77 55

Idaho St.

■ Loss,
 ■ Non-Conf, S Site,
 ■ Home
 ■ Away
 N Neutral

Average RPI Win:	288	WON-LOST	WINNING	LAST 10	STRENGTH OF	OPP. STRENGTH	TEAM	ADJ.	CONF.	ADJ CONF.
Average RPI Loss:	176	RECORD	PCT. RANK	GAMES	SCHEDULE	OF SCHEDULE	RPI	RPI	RPI	RPI
DIV. I ONLY	2- 19	338	1- 9	189	278	325	325	20	20	
DIV. I NON-CONF.	1- 8	314	0- 0	159	251	301	301	20	20	
TOTALS	RPI 1-25	RPI 26-50	W-L RECORDS	RPI 51-100	RPI 101-150	RPI 150+				
2- 19	0- 0	0- 1	OVERALL	0- 5	0- 2	2- 11				
1- 10	0- 0	0- 1	HOME	0- 1	0- 1	1- 7				
1- 9	0- 0	0- 0	AWAY	0- 4	0- 1	1- 4				
0- 0	0- 0	0- 0	NEUTRAL	0- 0	0- 0	0- 0				
1- 8	0- 0	0- 0	NON-CONFERENCE	0- 5	0- 0	1- 3				
0- 4	0- 0	0- 0	HOME	0- 1	0- 0	0- 3				
1- 4	0- 0	0- 0	AWAY	0- 4	0- 0	1- 0				
0- 0	0- 0	0- 0	NEUTRAL	0- 0	0- 0	0- 0				
1- 11	0- 0	0- 1	CONFERENCE	0- 0	0- 2	1- 8				
1- 6	0- 0	0- 1	HOME	0- 0	0- 1	1- 4				
0- 5	0- 0	0- 0	AWAY	0- 0	0- 1	0- 4				
0- 0	0- 0	0- 0	NEUTRAL	0- 0	0- 0	0- 0				

RPI 1-25				RPI 26-50				RPI 51-100				RPI 101+				Team's RPI: 325
RPI	S	Opponent	Score	RPI	S	Opponent	Score	RPI	S	Opponent	Score	RPI	S	Opponent	Score	
				33	H	Green Bay	65 79	51	A	Northwestern	44 88	143	H	Wright St.	54 73	
								68	A	Virginia	39 76	147	A	Detroit	76 98	
								76	H	IUPUI	57 67	160	A	Oakland	58 81	
								83	A	Central Mich.	55 77	172	A	Milwaukee	55 83	
								87	A	Toledo	51 79	172	H	Milwaukee	65 88	
												194	A	Cleveland St.	59 77	
												194	H	Cleveland St.	59 63	
												227	H	Bradley	56 65	
												255	A	Howard	70 63	
												264	H	Northern Ky.	37 58	
												314	A	Youngstown St.	54 70	
												314	H	Youngstown St.	59 65	
												319	H	Illinois St.	52 59	
												320	H	Valparaiso	74 60	
												323	H	Fort Wayne	55 61	
LAST 12 Division I GAMES:																
				314	H	Youngstown St.	59 65	194	A	Cleveland St.	59 77					
				194	H	Cleveland St.	59 63	314	A	Youngstown St.	54 70					
				320	H	Valparaiso	74 60	33	H	Green Bay	65 79					
				264	H	Northern Ky.	37 58	172	H	Milwaukee	65 88					
				143	H	Wright St.	54 73	147	A	Detroit	76 98					
				172	A	Milwaukee	55 83	160	A	Oakland	58 81					

Non-Div I Games: Lake Forest 84 48 Robert Morris (IL) 106 58

Ill.-Chicago

Illinois

Through Games Of Feb. 7, 2017

Average RPI Win:	198	WON-LOST	WINNING	LAST 10	STRENGTH OF	OPP. STRENGTH	TEAM	ADJ.	CONF.	ADJ CONF.
Average RPI Loss:	77	RECORD	PCT. RANK	GAMES	SCHEDULE	OF SCHEDULE	RPI	RPI	RPI	RPI
DIV. I ONLY	8- 16	263	2- 8	45	96	192	192	6	6	
DIV. I NON-CONF.	5- 8	218	0- 1	62	282	201	201	6	6	
TOTALS	RPI 1-25	RPI 26-50	W-L RECORDS	RPI 51-100	RPI 101-150	RPI 150+				
8- 16	0- 1	1- 5	OVERALL	1- 7	1- 1	5- 2				
8- 7	0- 1	1- 1	HOME	1- 2	1- 1	5- 2				
0- 9	0- 0	0- 4	AWAY	0- 5	0- 0	0- 0				
0- 0	0- 0	0- 0	NEUTRAL	0- 0	0- 0	0- 0				
5- 8	0- 0	0- 1	NON-CONFERENCE	1- 4	1- 1	3- 2				
5- 4	0- 0	0- 0	HOME	1- 1	1- 1	3- 2				
0- 4	0- 0	0- 1	AWAY	0- 3	0- 0	0- 0				
0- 0	0- 0	0- 0	NEUTRAL	0- 0	0- 0	0- 0				
3- 8	0- 1	1- 4	CONFERENCE	0- 3	0- 0	2- 0				
3- 3	0- 1	1- 1	HOME	0- 1	0- 0	2- 0				
0- 5	0- 0	0- 3	AWAY	0- 2	0- 0	0- 0				
0- 0	0- 0	0- 0	NEUTRAL	0- 0	0- 0	0- 0				

RPI	S	Opponent	Score	RPI	S	Opponent	Score	RPI	S	Opponent	Score	RPI	S	Opponent	Score	Team's RPI: 192
17	H	Maryland	49 94	28	H	Michigan	70 86	53	A	Minnesota	50 78	104	H	Mercer	33 51	
				31	A	Ohio St.	64 88	54	A	George Washington	56 72	143	H	Wright St.	76 72	
				44	A	Ohio	68 80	59	A	South Dakota	68 77	169	H	Memphis	54 64	
				46	A	Michigan St.	47 71	60	H	Wake Forest	70 79	179	H	Nebraska	79 59	
				50	A	Iowa	58 78	83	A	Central Mich.	51 82	189	H	Rutgers	78 41	
				50	H	Iowa	70 65	84	A	Penn St.	66 82	249	H	Marshall	53 55	
								90	H	FGCU	82 73	291	H	Ark.-Pine Bluff	70 58	
								94	H	Purdue	64 72	317	H	USC Upstate	77 57	
												323	H	Fort Wayne	56 33	
LAST 12 Division I GAMES:																
94	H	Purdue	64 72	179	H	Nebraska	79 59									
28	H	Michigan	70 86	50	A	Iowa	58 78									
84	A	Penn St.	66 82	189	H	Rutgers	78 41									
17	H	Maryland	49 94	46	A	Michigan St.	47 71									
31	A	Ohio St.	64 88	50	H	Iowa	70 65									
53	A	Minnesota	50 78	44	A	Ohio	68 80									

Non-Div I Games:

Illinois

Loss, Non-Conf, S Site, H Home A Away N Neutral

Average RPI Win: 293		WON-LOST	WINNING	LAST 10	STRENGTH OF		OPP. STRENGTH	TEAM	ADJ.	CONF.	ADJ CONF.
Average RPI Loss: 151		RECORD	PCT. RANK	GAMES	SCHEDULE		OF SCHEDULE	RPI	RPI	RPI	RPI
DIV. I ONLY		6- 16	288	2- 8	291		166	319	319	16	16
DIV. I NON-CONF.		3- 8	262	0- 1	277		178	305	305	14	14
TOTALS		RPI 1-25	RPI 26-50		W-L RECORDS		RPI 51-100	RPI 101-150		RPI 150+	
6- 16	0- 1	0- 1		OVERALL		0- 3	0- 0		6- 11		
5- 8	0- 0	0- 1		HOME		0- 1	0- 0		5- 6		
1- 8	0- 1	0- 0		AWAY		0- 2	0- 0		1- 5		
0- 0	0- 0	0- 0		NEUTRAL		0- 0	0- 0		0- 0		
3- 8	0- 1	0- 0		NON-CONFERENCE		0- 2	0- 0		3- 5		
2- 4	0- 0	0- 0		HOME		0- 0	0- 0		2- 4		
1- 4	0- 1	0- 0		AWAY		0- 2	0- 0		1- 1		
0- 0	0- 0	0- 0		NEUTRAL		0- 0	0- 0		0- 0		
3- 8	0- 0	0- 1		CONFERENCE		0- 1	0- 0		3- 6		
3- 4	0- 0	0- 1		HOME		0- 1	0- 0		3- 2		
0- 4	0- 0	0- 0		AWAY		0- 0	0- 0		0- 4		
0- 0	0- 0	0- 0		NEUTRAL		0- 0	0- 0		0- 0		

RPI 1-25					
RPI	S	Opponent	Score		
24	A	Arizona St.	40	76	
RPI 26-50					
RPI	S	Opponent	Score		
32	H	Drake	36	87	
RPI 51-100					
RPI	S	Opponent	Score		
57	H	UNI	40	78	
77	A	Northern Ill.	66	108	
91	A	Western Ill.	50	80	
RPI 101+					
RPI	S	Opponent	Team's RPI: 319 Score		
151	H	Yale	45	59	
152	A	Missouri St.	60	65	
157	H	George Mason	46	72	
172	H	Milwaukee	60	68	
183	H	Southern Ill.	56	63	
193	A	Wichita St.	45	67	
200	A	Indiana St.	49	63	
200	H	Indiana St.	47	65	
204	H	Wisconsin	46	64	
208	A	SIUE	80	92	
227	H	Bradley	71	63	
270	H	Evansville	71	58	
297	H	Eastern Ill.	60	49	
316	A	Loyola Chicago	61	64	
316	H	Loyola Chicago	63	51	
320	H	Valparaiso	77	56	
325	A	Ill.-Chicago	59	52	
LAST 12 Division I GAMES:					
316	H	Loyola Chicago	63	51	
200	H	Indiana St.	47	65	
183	H	Southern Ill.	56	63	
270	H	Evansville	71	58	
193	A	Wichita St.	45	67	
152	A	Missouri St.	60	65	
32	H	Drake	36	87	
57	H	UNI	40	78	
200	A	Indiana St.	49	63	
316	A	Loyola Chicago	61	64	
227	H	Bradley	71	63	
208	A	SIUE	80	92	

Non-Div I Games:

Illinois St.

Loss, Non-Conf, S Site, H Home A Away N Neutral

<div> <div>Average RPI Win: 328</div> <div>Average RPI Loss: 202</div> </div>				WON-LOST	WINNING	LAST 10	STRENGTH OF	OPP. STRENGTH	TEAM	ADJ.	CONF.	ADJ CONF.
				RECORD	PCT. RANK	GAMES	SCHEDULE	OF SCHEDULE	RPI	RPI	RPI	RPI
DIV. I ONLY				4- 16	315	3- 7	323	312	335	335	27	27
DIV. I NON-CONF.				0- 9	335	0- 0	329	229	349	349	27	27
TOTALS		RPI 1-25		RPI 26-50		W-L RECORDS		RPI 51-100		RPI 101-150		RPI 150+
4- 16	0- 0			0- 0		OVERALL		0- 0		0- 5		4- 11
2- 6	0- 0			0- 0		HOME		0- 0		0- 2		2- 4
2- 8	0- 0			0- 0		AWAY		0- 0		0- 0		2- 0
0- 2	0- 0			0- 0		NEUTRAL		0- 0		0- 0		0- 2
0- 9	0- 0			0- 0		NON-CONFERENCE		0- 0		0- 1		0- 8
0- 2	0- 0			0- 0		HOME		0- 0		0- 0		0- 2
0- 5	0- 0			0- 0		AWAY		0- 0		0- 1		0- 4
0- 2	0- 0			0- 0		NEUTRAL		0- 0		0- 0		0- 2
4- 7	0- 0			0- 0		CONFERENCE		0- 0		0- 4		4- 3
2- 4	0- 0			0- 0		HOME		0- 0		0- 2		2- 2
2- 3	0- 0			0- 0		AWAY		0- 0		0- 2		2- 1
0- 0	0- 0			0- 0		NEUTRAL		0- 0		0- 0		0- 0

RPI 1-25				RPI 26-50				RPI 51-100				RPI 101+				Team's RPI: 335	
RPI	S	Opponent	Score	RPI	S	Opponent	Score	RPI	S	Opponent	Score	RPI	S	Opponent	Score		
												110	H	SFA	75	94	
												113	A	Central Ark.	50	63	
												124	A	TCU	40	88	
												130	A	Lamar University	54	83	
												135	H	Abilene Christian	66	75	
												176	H	Rice	43	60	
												184	A	Texas St.	50	67	
												193	A	Wichita St.	63	73	
												195	H	New Orleans	67	71	
												199	A	North Texas	61	84	
												201	N	Utah St.	46	79	
												247	N	Murray St.	68	72	
												266	H	Eastern Mich.	47	66	
												301	H	Northwestern St.	74	76	
												307	A	Nicholls St.	78	52	
												328	A	Montana	56	61	
												334	A	Southeastern La.	85	76	
												334	H	Southeastern La.	96	56	
												337	A	Houston Baptist	51	68	
												337	H	Houston Baptist	69	54	
LAST 12 Division I GAMES:																	
				337	H	Houston Baptist	69	54	130	A	Lamar University	54	83				
				113	A	Central Ark.	50	63	195	H	New Orleans	67	71				
				135	H	Abilene Christian	66	75	301	H	Northwestern St.	74	76				
				110	H	SFA	75	94	334	A	Southeastern La.	85	76				
				334	H	Southeastern La.	96	56	307	A	Nicholls St.	78	52				
				337	A	Houston Baptist	51	68	193	A	Wichita St.	63	73				

Non-Div I Games: LSU-Alexandria 106 79 Tex. A&M-Kingsville 79 66

Incarnate Word

Loss, Non-Conf, S Site, H Home A Away N Neutral

Indiana

Through Games Of Feb. 7, 2017

Average RPI Win:	170	WON-LOST	WINNING	LAST 10	STRENGTH OF	OPP. STRENGTH	TEAM	ADJ.	CONF.	ADJ CONF.
Average RPI Loss:	39	RECORD	PCT. RANK	GAMES	SCHEDULE	OF SCHEDULE	RPI	RPI	RPI	RPI
DIV. I ONLY	15- 8	88	5- 5	71	69	52	52	6	6	
DIV. I NON-CONF.	10- 3	54	2- 0	245	71	79	79	6	6	
TOTALS	RPI 1-25	RPI 26-50	W-L RECORDS	RPI 51-100	RPI 101-150	RPI 150+				
15- 8	0- 2	0- 4	OVERALL	6- 2	1- 0	8- 0				
9- 2	0- 1	0- 1	HOME	3- 0	1- 0	5- 0				
4- 6	0- 1	0- 3	AWAY	2- 2	0- 0	2- 0				
2- 0	0- 0	0- 0	NEUTRAL	1- 0	0- 0	1- 0				
10- 3	0- 1	0- 1	NON-CONFERENCE	2- 1	1- 0	7- 0				
6- 0	0- 0	0- 0	HOME	0- 0	1- 0	5- 0				
2- 3	0- 1	0- 1	AWAY	1- 1	0- 0	1- 0				
2- 0	0- 0	0- 0	NEUTRAL	1- 0	0- 0	1- 0				
5- 5	0- 1	0- 3	CONFERENCE	4- 1	0- 0	1- 0				
3- 2	0- 1	0- 1	HOME	3- 0	0- 0	0- 0				
2- 3	0- 0	0- 2	AWAY	1- 1	0- 0	1- 0				
0- 0	0- 0	0- 0	NEUTRAL	0- 0	0- 0	0- 0				

RPI 1-25				RPI 26-50				RPI 51-100 Team's RPI: 52				RPI 101+			
RPI	S	Opponent	Score	RPI	S	Opponent	Score	RPI	S	Opponent	Score	RPI	S	Opponent	Score
17	H	Maryland	56 92	28	A	Michigan	74 78	51	A	Northwestern	67 80	109	H	Vanderbilt	94 61
25	A	Auburn	67 71	31	H	Ohio St.	82 92	53	H	Minnesota	78 62	160	H	Oakland	84 59
				36	A	North Carolina St.	70 84	74	N	Florida	102 88	199	A	North Texas	94 64
				46	A	Michigan St.	60 69	81	A	Western Ky.	74 85	204	A	Wisconsin	78 54
								84	A	Penn St.	89 70	223	H	Presbyterian	71 37
								84	H	Penn St.	72 66	252	N	Stony Brook	74 60
								94	H	Purdue	74 60	264	H	Northern Ky.	100 49
								95	A	Chattanooga	79 76	320	H	Valparaiso	87 58
												339	H	UMass Lowell	79 45
LAST 12 Division I GAMES:															
17	H	Maryland	56 92	28	A	Michigan	74 78								
46	A	Michigan St.	60 69	53	H	Minnesota	78 62								
204	A	Wisconsin	78 54	31	H	Ohio St.	82 92								
84	H	Penn St.	72 66	84	A	Penn St.	89 70								
94	H	Purdue	74 60	252	N	Stony Brook	74 60								
51	A	Northwestern	67 80	74	N	Florida	102 88								

Non-Div I Games:

Indiana

■ Loss,
 ■ Non-Conf, S Site,
 ■ Home
 ■ Away
 N Neutral

Average RPI Win:	231	WON-LOST	WINNING	LAST 10	STRENGTH OF	OPP. STRENGTH	TEAM	ADJ.	CONF.	ADJ CONF.
Average RPI Loss:	161	RECORD	PCT. RANK	GAMES	SCHEDULE	OF SCHEDULE	RPI	RPI	RPI	RPI
DIV. I ONLY	11- 11	169	5- 5	302	137	200	200	16	16	
DIV. I NON-CONF.	6- 5	148	1- 0	306	93	173	173	14	14	
TOTALS	RPI 1-25	RPI 26-50	W-L RECORDS	RPI 51-100	RPI 101-150	RPI 150+				
11- 11	0- 0	0- 2	OVERALL	0- 2	2- 0	9- 7				
4- 3	0- 0	0- 0	HOME	0- 1	1- 0	3- 2				
7- 8	0- 0	0- 2	AWAY	0- 1	1- 0	6- 5				
0- 0	0- 0	0- 0	NEUTRAL	0- 0	0- 0	0- 0				
6- 5	0- 0	0- 1	NON-CONFERENCE	0- 1	2- 0	4- 3				
2- 1	0- 0	0- 0	HOME	0- 1	1- 0	1- 0				
4- 4	0- 0	0- 1	AWAY	0- 0	1- 0	3- 3				
0- 0	0- 0	0- 0	NEUTRAL	0- 0	0- 0	0- 0				
5- 6	0- 0	0- 1	CONFERENCE	0- 1	0- 0	5- 4				
2- 2	0- 0	0- 0	HOME	0- 0	0- 0	2- 2				
3- 4	0- 0	0- 1	AWAY	0- 1	0- 0	3- 2				
0- 0	0- 0	0- 0	NEUTRAL	0- 0	0- 0	0- 0				

RPI S	Opponent	Score	RPI S	Opponent	Score	RPI S	Opponent	Score	RPI S	Opponent	Score	Team's RPI: 200
30	A Missouri	48 77	32	A Drake	62 76	57	A UNI	47 59	121	A Saint Louis	70 67	
						76	H IUPUI	35 45	129	H Tulsa	72 68	
									152	H Missouri St.	46 49	
									153	A Cincinnati	63 55	
									162	A Omaha	45 72	
									183	A Southern Ill.	68 53	
									193	H Wichita St.	42 56	
									218	A Miami (OH)	62 54	
									227	A Bradley	41 54	
									227	H Bradley	58 51	
									238	A Butler	48 66	
									264	H Northern Ky.	58 38	
									270	A Evansville	41 57	
									297	A Eastern Ill.	88 61	
									316	A Loyola Chicago	48 38	
									319	A Illinois St.	65 47	
									319	H Illinois St.	63 49	
									330	A Fla. Atlantic	67 70	
LAST 12 Division I GAMES:												
227	A Bradley	41 54	316	A Loyola Chicago	48 38							
319	A Illinois St.	65 47	319	H Illinois St.	63 49							
152	H Missouri St.	46 49	227	H Bradley	58 51							
193	H Wichita St.	42 56	183	A Southern Ill.	68 53							
32	A Drake	62 76	270	A Evansville	41 57							
57	A UNI	47 59	129	H Tulsa	72 68							

Non-Div I Games:

Indiana St.

Average RPI Win:	213	WON-LOST	WINNING	LAST 10	STRENGTH OF	OPP. STRENGTH	TEAM	ADJ.	CONF.	ADJ CONF.
Average RPI Loss:	156	RECORD	PCT. RANK	GAMES	SCHEDULE	OF SCHEDULE	RPI	RPI	RPI	RPI
DIV. I ONLY	15- 8	88	8- 2	245	180	148	148	17	17	
DIV. I NON-CONF.	5- 4	143	0- 0	162	146	145	145	17	17	
TOTALS	RPI 1-25	RPI 26-50	W-L RECORDS	RPI 51-100	RPI 101-150	RPI 150+				
15- 8	0- 0	1- 0	OVERALL	0- 1	3- 3	11- 4				
9- 3	0- 0	1- 0	HOME	0- 0	2- 1	6- 2				
6- 5	0- 0	0- 0	AWAY	0- 1	1- 2	5- 2				
0- 0	0- 0	0- 0	NEUTRAL	0- 0	0- 0	0- 0				
5- 4	0- 0	0- 0	NON-CONFERENCE	0- 1	3- 2	2- 1				
4- 1	0- 0	0- 0	HOME	0- 0	2- 1	2- 0				
1- 3	0- 0	0- 0	AWAY	0- 1	1- 1	0- 1				
0- 0	0- 0	0- 0	NEUTRAL	0- 0	0- 0	0- 0				
10- 4	0- 0	1- 0	CONFERENCE	0- 0	0- 1	9- 3				
5- 2	0- 0	1- 0	HOME	0- 0	0- 0	4- 2				
5- 2	0- 0	0- 0	AWAY	0- 0	0- 1	5- 1				
0- 0	0- 0	0- 0	NEUTRAL	0- 0	0- 0	0- 0				

RPI 1-25			RPI 26-50			RPI 51-100			RPI 101+			Team's RPI: 148
RPI	S	Opponent	Score	RPI	S	Opponent	Score	RPI	S	Opponent	Score	
				49	H	Quinnipiac	58 44	84	A	Penn St.	67 80	
								107	H	Duquesne	58 61	
								111	H	Saint Joseph's	58 57	
								115	H	Fordham	55 46	
								122	A	Navy	68 73	
								123	A	VCU	59 57	
								127	A	Rider	65 85	
								180	A	Fairfield	59 68	
								198	H	Siena	46 58	
								199	A	North Texas	55 66	
								219	A	Niagara	65 55	
								219	H	Niagara	68 61	
								225	H	Monmouth	60 54	
								232	A	Marist	48 37	
								232	H	Marist	62 68	
								245	A	Canisius	58 45	
								245	H	Canisius	55 52	
								252	H	Stony Brook	57 46	
								267	A	Manhattan	76 62	
								267	H	Manhattan	70 53	
								311	A	Saint Peter's	66 58	
								321	H	St. Francis Brooklyn	62 46	
LAST 12 Division I GAMES:												
245	A	Canisius	58 45	232	H	Marist	62 68					
219	A	Niagara	65 55	219	H	Niagara	68 61					
49	H	Quinnipiac	58 44	198	H	Siena	46 58					
232	A	Marist	48 37	311	A	Saint Peter's	66 58					
225	H	Monmouth	60 54	127	A	Rider	65 85					
267	A	Manhattan	76 62	245	H	Canisius	55 52					

Non-Div I Games:

Iona

■ Loss,
 ■ Non-Conf, S Site,
 ■ Home
 ■ Away
 N Neutral

Average RPI Win: 144		WON-LOST	WINNING	LAST 10	STRENGTH OF	OPP. STRENGTH	TEAM	ADJ.	CONF.	ADJ CONF.
Average RPI Loss: 47		RECORD	PCT. RANK	GAMES	SCHEDULE	OF SCHEDULE	RPI	RPI	RPI	RPI
DIV. I ONLY		14- 9	116	5- 5	32	50	50	50	6	6
DIV. I NON-CONF.		9- 4	85	1- 1	7	63	31	31	6	6
TOTALS		RPI 1-25	RPI 26-50	W-L RECORDS	RPI 51-100	RPI 101-150	RPI 150+			
14- 9	0- 4		1- 3	OVERALL	3- 1	3- 0	7- 1			
11- 3	0- 2		0- 1	HOME	3- 0	2- 0	6- 0			
2- 5	0- 1		0- 2	AWAY	0- 1	1- 0	1- 1			
1- 1	0- 1		1- 0	NEUTRAL	0- 0	0- 0	0- 0			
9- 4	0- 2		1- 2	NON-CONFERENCE	2- 0	3- 0	3- 0			
7- 2	0- 1		0- 1	HOME	2- 0	2- 0	3- 0			
1- 1	0- 0		0- 1	AWAY	0- 0	1- 0	0- 0			
1- 1	0- 1		1- 0	NEUTRAL	0- 0	0- 0	0- 0			
5- 5	0- 2		0- 1	CONFERENCE	1- 1	0- 0	4- 1			
4- 1	0- 1		0- 0	HOME	1- 0	0- 0	3- 0			
1- 4	0- 1		0- 1	AWAY	0- 1	0- 0	1- 1			
0- 0	0- 0		0- 0	NEUTRAL	0- 0	0- 0	0- 0			

RPI 1-25					
RPI	S	Opponent	Score		
2	H	Notre Dame	58	73	
11	N	UCLA	65	78	
17	A	Maryland	81	100	
17	H	Maryland	82	98	

RPI 26-50					
RPI	S	Opponent	Score		
28	A	Michigan	70	72	
32	A	Drake	76	81	
38	H	South Dakota St.	64	66	
41	N	James Madison	90	75	

RPI 51-100					
RPI	S	Opponent	Score		
53	H	Minnesota	80	65	
57	H	UNI	88	39	
71	H	Iowa St.	88	76	
84	A	Penn St.	58	71	

RPI 101+					
RPI	S	Opponent	Score		
106	H	Kent St.	83	48	
136	H	Oral Roberts	96	76	
138	A	North Dakota	75	60	
155	H	Hampton	84	51	
179	H	Nebraska	75	72	
189	A	Rutgers	71	59	
189	H	Rutgers	71	57	
192	A	Illinois	65	70	
192	H	Illinois	78	58	
216	H	Robert Morris	81	60	
298	H	Massachusetts	71	30	

LAST 12 Division I GAMES:					
28	A	Michigan	70	72	
189	H	Rutgers	71	57	
17	A	Maryland	81	100	
53	H	Minnesota	80	65	
189	A	Rutgers	71	59	
17	H	Maryland	82	98	
192	H	Illinois	78	58	
84	A	Penn St.	58	71	
179	H	Nebraska	75	72	
192	A	Illinois	65	70	
106	H	Kent St.	83	48	
32	A	Drake	76	81	

Non-Div I Games:

Iowa

■ Loss, ■ Non-Conf, S Site, H Home A Away N Neutral

Average RPI Win: 162		WON-LOST	WINNING	LAST 10	STRENGTH OF	OPP. STRENGTH	TEAM	ADJ.	CONF.	ADJ CONF.
Average RPI Loss: 35		RECORD	PCT. RANK	GAMES	SCHEDULE	OF SCHEDULE	RPI	RPI	RPI	RPI
DIV. I ONLY		13- 10	135	4- 6	25	49	71	71	4	4
DIV. I NON-CONF.		9- 2	37	0- 0	66	220	54	54	3	3
TOTALS		RPI 1-25	RPI 26-50		W-L RECORDS		RPI 51-100	RPI 101-150	RPI 150+	
13- 10	1- 6	1- 1		OVERALL		3- 2	1- 1	7- 0		
12- 4	1- 4	1- 0		HOME		2- 0	1- 0	7- 0		
1- 6	0- 2	0- 1		AWAY		1- 2	0- 1	0- 0		
0- 0	0- 0	0- 0		NEUTRAL		0- 0	0- 0	0- 0		
9- 2	0- 1	1- 1		NON-CONFERENCE		2- 0	0- 0	6- 0		
9- 1	0- 1	1- 0		HOME		2- 0	0- 0	6- 0		
0- 1	0- 0	0- 1		AWAY		0- 0	0- 0	0- 0		
0- 0	0- 0	0- 0		NEUTRAL		0- 0	0- 0	0- 0		
4- 8	1- 5	0- 0		CONFERENCE		1- 2	1- 1	1- 0		
3- 3	1- 3	0- 0		HOME		0- 0	1- 0	1- 0		
1- 5	0- 2	0- 0		AWAY		1- 2	0- 1	0- 0		
0- 0	0- 0	0- 0		NEUTRAL		0- 0	0- 0	0- 0		

RPI	S	Opponent	Score	RPI	S	Opponent	Score	RPI	S	Opponent	Score	RPI	S	Opponent	Score
4	H	Mississippi St.	81 85	32	H	Drake	75 67	55	A	Oklahoma St.	59 71	124	A	TCU	75 80
7	H	Texas	68 75	50	A	Iowa	76 88	57	H	UNI	76 68	124	H	TCU	72 69
9	A	Baylor	42 68					62	A	West Virginia	80 55	154	H	Kansas	87 58
9	H	Baylor	52 83					64	A	Texas Tech	66 75	195	H	New Orleans	100 63
15	A	Oklahoma	63 78					77	H	Northern Ill.	97 89	206	H	Sacred Heart	76 56
15	H	Oklahoma	57 67									246	H	UC Santa Barbara	77 60
21	H	Kansas St.	75 69									260	H	Savannah St.	74 51
												324	H	Arkansas St.	105 53
												345	H	Delaware St.	88 57
LAST 12 Division I GAMES:															
62	A	West Virginia	80 55	124	A	TCU	75 80								
9	H	Baylor	52 83	15	H	Oklahoma	57 67								
124	H	TCU	72 69	154	H	Kansas	87 58								
15	A	Oklahoma	63 78	64	A	Texas Tech	66 75								
21	H	Kansas St.	75 69	7	H	Texas	68 75								
9	A	Baylor	42 68	55	A	Oklahoma St.	59 71								

Non-Div I Games:

Iowa St.

■ Loss,
 ■ Non-Conf, S Site,
 ■ Home
 ■ Away
 N Neutral

Average RPI Win:	299	WON-LOST	WINNING	LAST 10	STRENGTH OF	OPP. STRENGTH	TEAM	ADJ.	CONF.	ADJ CONF.
Average RPI Loss:	259	RECORD	PCT. RANK	GAMES	SCHEDULE	OF SCHEDULE	RPI	RPI	RPI	RPI
DIV. I ONLY	3- 14	320	0- 10	347	348	348	348	30	30	
DIV. I NON-CONF.	2- 4	230	0- 0	341	345	323	323	30	30	
TOTALS	RPI 1-25	RPI 26-50	W-L RECORDS	RPI 51-100	RPI 101-150	RPI 150+				
3- 14	0- 0	0- 0	OVERALL	0- 1	0- 0	3- 13				
1- 4	0- 0	0- 0	HOME	0- 0	0- 0	1- 4				
1- 10	0- 0	0- 0	AWAY	0- 0	0- 0	1- 3				
1- 0	0- 0	0- 0	NEUTRAL	0- 0	0- 0	1- 0				
2- 4	0- 0	0- 0	NON-CONFERENCE	0- 1	0- 0	2- 3				
1- 0	0- 0	0- 0	HOME	0- 0	0- 0	1- 0				
0- 4	0- 0	0- 0	AWAY	0- 1	0- 0	0- 3				
1- 0	0- 0	0- 0	NEUTRAL	0- 0	0- 0	1- 0				
1- 10	0- 0	0- 0	CONFERENCE	0- 0	0- 0	1- 10				
0- 4	0- 0	0- 0	HOME	0- 0	0- 0	0- 4				
1- 6	0- 0	0- 0	AWAY	0- 0	0- 0	1- 6				
0- 0	0- 0	0- 0	NEUTRAL	0- 0	0- 0	0- 0				

RPI 1-25			RPI 26-50			RPI 51-100			RPI 101+			Team's RPI: 348
RPI	S	Opponent	Score	RPI	S	Opponent	Score	RPI	S	Opponent	Score	
						96 A Ole Miss	41 89	203 A Texas Southern		52 62		
								212 A Alabama St.		64 73		
								213 N Saint Francis (PA)		88 84		
								230 A Grambling		85 90		
								233 A Southern U.		61 80		
								233 H Southern U.		56 85		
								283 H Mississippi Val.		57 62		
								284 A Prairie View		63 73		
								291 H Ark.-Pine Bluff		71 78		
								301 A Northwestern St.		65 83		
								307 A Nicholls St.		76 83		
								310 A Alcorn		51 74		
								310 H Alcorn		53 70		
								330 A Fla. Atlantic		58 67		
								334 H Southeastern La.		83 66		
								349 A Alabama A&M		64 54		
LAST 12 Division I GAMES:												
233 A		Southern U.	61 80	284 A		Prairie View	63 73					
310 A		Alcorn	51 74	233 H		Southern U.	56 85					
291 H		Ark.-Pine Bluff	71 78	310 H		Alcorn	53 70					
283 H		Mississippi Val.	57 62	212 A		Alabama St.	64 73					
230 A		Grambling	85 90	349 A		Alabama A&M	64 54					
203 A		Texas Southern	52 62	213 N		Saint Francis (PA)	88 84					

Non-Div I Games: Blue Mountain 86 54 LeMoyne-Owen 88 67 Lane 57 52 Fisk 93 54 Jackson St.

Average RPI Win:	240	WON-LOST	WINNING	LAST 10	STRENGTH OF	OPP. STRENGTH	TEAM	ADJ.	CONF.	ADJ CONF.
Average RPI Loss:	61	RECORD	PCT. RANK	GAMES	SCHEDULE	OF SCHEDULE	RPI	RPI	RPI	RPI
DIV. I ONLY	14- 6	69	8- 2	137	194	81	81	24	24	
DIV. I NON-CONF.	8- 4	97	2- 2	82	148	58	58	23	23	
TOTALS	RPI 1-25	RPI 26-50	W-L RECORDS	RPI 51-100	RPI 101-150	RPI 150+				
14- 6	0- 2	0- 1	OVERALL	2- 2	1- 1	11- 0				
8- 1	0- 0	0- 0	HOME	1- 0	1- 1	6- 0				
4- 4	0- 2	0- 1	AWAY	0- 1	0- 0	4- 0				
2- 1	0- 0	0- 0	NEUTRAL	1- 1	0- 0	1- 0				
8- 4	0- 2	0- 1	NON-CONFERENCE	1- 1	1- 0	6- 0				
4- 0	0- 0	0- 0	HOME	0- 0	1- 0	3- 0				
2- 3	0- 2	0- 1	AWAY	0- 0	0- 0	2- 0				
2- 1	0- 0	0- 0	NEUTRAL	1- 1	0- 0	1- 0				
6- 2	0- 0	0- 0	CONFERENCE	1- 1	0- 1	5- 0				
4- 1	0- 0	0- 0	HOME	1- 0	0- 1	3- 0				
2- 1	0- 0	0- 0	AWAY	0- 1	0- 0	2- 0				
0- 0	0- 0	0- 0	NEUTRAL	0- 0	0- 0	0- 0				

RPI 1-25				RPI 26-50				RPI 51-100 Team's RPI: 81				RPI 101+			
RPI	S	Opponent	Score	RPI	S	Opponent	Score	RPI	S	Opponent	Score	RPI	S	Opponent	Score
5	A	Florida St.	47 90	29	A	South Fla.	52 64	85	N	North Carolina	57 87	105	H	Troy	77 70
25	A	Auburn	41 53					90	A	FGCU	57 60	132	H	Stetson	49 65
								90	H	FGCU	73 65	235	N	Wofford	66 60
								98	N	UC Davis	61 54	248	H	Bethune-Cookman	69 63
												251	H	South Ala.	62 55
												260	A	Savannah St.	55 40
												271	A	FIU	71 56
												281	H	North Florida	68 58
												294	H	Lipscomb	84 60
												295	H	Kennesaw St.	72 48
												306	A	NJIT	75 56
												307	H	Nicholls St.	76 71
												317	A	USC Upstate	65 47
LAST 12 Division I GAMES:															
				90	H	FGCU	73 65	317	A	USC Upstate	65 47				
				132	H	Stetson	49 65	281	H	North Florida	68 58				
				90	A	FGCU	57 60	235	N	Wofford	66 60				
				294	H	Lipscomb	84 60	98	N	UC Davis	61 54				
				295	H	Kennesaw St.	72 48	25	A	Auburn	41 53				
				306	A	NJIT	75 56	85	N	North Carolina	57 87				

Non-Div I Games: Thomas (GA) 100 43 Johnson & Wales (FI110 31 Fla. Memorial 76 51

Jacksonville

Average RPI Win:	281	WON-LOST	WINNING	LAST 10	STRENGTH OF	OPP. STRENGTH	TEAM	ADJ.	CONF.	ADJ CONF.
Average RPI Loss:	202	RECORD	PCT. RANK	GAMES	SCHEDULE	OF SCHEDULE	RPI	RPI	RPI	RPI
DIV. I ONLY	9- 13	221	3- 7	292	295	262	262	26	26	
DIV. I NON-CONF.	6- 5	148	0- 1	291	284	198	198	26	26	
TOTALS	RPI 1-25	RPI 26-50	W-L RECORDS	RPI 51-100	RPI 101-150	RPI 150+				
9- 13	0- 1	0- 0	OVERALL	0- 2	0- 1	9- 9				
4- 5	0- 0	0- 0	HOME	0- 1	0- 1	4- 3				
4- 8	0- 1	0- 0	AWAY	0- 1	0- 0	4- 6				
1- 0	0- 0	0- 0	NEUTRAL	0- 0	0- 0	1- 0				
6- 5	0- 1	0- 0	NON-CONFERENCE	0- 1	0- 1	6- 2				
2- 2	0- 0	0- 0	HOME	0- 0	0- 1	2- 1				
3- 3	0- 1	0- 0	AWAY	0- 1	0- 0	3- 1				
1- 0	0- 0	0- 0	NEUTRAL	0- 0	0- 0	1- 0				
3- 8	0- 0	0- 0	CONFERENCE	0- 1	0- 0	3- 7				
2- 3	0- 0	0- 0	HOME	0- 1	0- 0	2- 2				
1- 5	0- 0	0- 0	AWAY	0- 0	0- 0	1- 5				
0- 0	0- 0	0- 0	NEUTRAL	0- 0	0- 0	0- 0				

RPI 1-25			RPI 26-50			RPI 51-100			RPI 101+ Team's RPI: 262		
RPI	S	Opponent	Score	RPI	S	Opponent	Score	RPI	S	Opponent	Score
5	A	Florida St.	62 73					79	H	Belmont	53 54
								96	A	Ole Miss	50 68
								112	H	Clemson	63 69
								188	H	Morehead St.	69 68
								195	H	New Orleans	79 81
								208	A	SIUE	62 69
								236	A	Tennessee St.	51 64
								247	H	Murray St.	64 71
								250	H	Austin Peay	65 45
								259	H	Ga. Southern	67 55
								260	A	Savannah St.	64 57
								263	A	UT Martin	83 94
								278	A	Tennessee Tech	54 56
								285	H	Southeast Mo. St.	58 65
								295	A	Kennesaw St.	65 59
								297	A	Eastern Ill.	67 71
								307	H	Nicholls St.	75 52
								310	A	Alcorn	70 66
								315	A	Eastern Ky.	54 49
								330	A	Fla. Atlantic	55 63
								341	N	Florida A&M	66 54
LAST 12 Division I GAMES:											
208	A	SIUE	62 69	278	A	Tennessee Tech	54 56				
285	H	Southeast Mo. St.	58 65	250	H	Austin Peay	65 45				
188	H	Morehead St.	69 68	247	H	Murray St.	64 71				
315	A	Eastern Ky.	54 49	297	A	Eastern Ill.	67 71				
236	A	Tennessee St.	51 64	263	A	UT Martin	83 94				
79	H	Belmont	53 54	112	H	Clemson	63 69				

Non-Div I Games: Brewton Parker 89 26

Jacksonville St.

Loss, Non-Conf, S Site, H Home A Away N Neutral

Average RPI Win:	160	WON-LOST	WINNING	LAST 10	STRENGTH OF	OPP. STRENGTH	TEAM	ADJ.	CONF.	ADJ CONF.
Average RPI Loss:	78	RECORD	PCT. RANK	GAMES	SCHEDULE	OF SCHEDULE	RPI	RPI	RPI	RPI
DIV. I ONLY	16- 6	53	8- 2	99	66	41	41	8	8	
DIV. I NON-CONF.	7- 4	114	1- 0	89	23	65	65	8	8	
TOTALS	RPI 1-25	RPI 26-50	W-L RECORDS	RPI 51-100	RPI 101-150	RPI 150+				
16- 6	0- 2	1- 1	OVERALL	2- 1	3- 0	10- 2				
7- 2	0- 1	0- 0	HOME	2- 0	0- 0	5- 1				
8- 3	0- 1	1- 0	AWAY	0- 1	3- 0	4- 1				
1- 1	0- 0	0- 1	NEUTRAL	0- 0	0- 0	1- 0				
7- 4	0- 2	0- 1	NON-CONFERENCE	1- 1	1- 0	5- 0				
3- 1	0- 1	0- 0	HOME	1- 0	0- 0	2- 0				
3- 2	0- 1	0- 0	AWAY	0- 1	1- 0	2- 0				
1- 1	0- 0	0- 1	NEUTRAL	0- 0	0- 0	1- 0				
9- 2	0- 0	1- 0	CONFERENCE	1- 0	2- 0	5- 2				
4- 1	0- 0	0- 0	HOME	1- 0	0- 0	3- 1				
5- 1	0- 0	1- 0	AWAY	0- 0	2- 0	2- 1				
0- 0	0- 0	0- 0	NEUTRAL	0- 0	0- 0	0- 0				

RPI 1-25				RPI 26-50				Team's RPI: 41				RPI 51-100				RPI 101+			
RPI	S	Opponent	Score	RPI	S	Opponent	Score	RPI	S	Opponent	Score	RPI	S	Opponent	Score	RPI	S	Opponent	Score
5	A	Florida St.	64 84	27	A	Elon	76 70	60	H	Wake Forest	83 76	111	A	Saint Joseph's	85 72				
14	H	Tennessee	69 81	50	N	Iowa	75 90	66	A	St. John's (NY)	63 74	114	A	Delaware	66 51				
								72	H	Drexel	54 47	131	A	William & Mary	79 64				
												155	H	Hampton	71 50				
												166	A	Towson	51 54				
												166	H	Towson	55 60				
												182	A	Hofstra	61 50				
												182	H	Hofstra	93 57				
												185	A	Northeastern	67 49				
												185	H	Northeastern	74 54				
												189	A	Rutgers	82 76				
												190	N	Idaho St.	83 53				
												220	H	UNCW	73 51				
												243	A	Liberty	62 48				
												321	H	St. Francis Brooklyn	83 57				
LAST 12 Division I GAMES:																			
185	A	Northeastern	67 49	185	H	Northeastern	74 54												
182	A	Hofstra	61 50	114	A	Delaware	66 51												
131	A	William & Mary	79 64	166	A	Towson	51 54												
72	H	Drexel	54 47	182	H	Hofstra	93 57												
166	H	Towson	55 60	220	H	UNCW	73 51												
27	A	Elon	76 70	60	H	Wake Forest	83 76												

Non-Div I Games:

James Madison

Kansas

Through Games Of Feb. 7, 2017

Average RPI Win:	157	WON-LOST	WINNING	LAST 10	STRENGTH OF	OPP. STRENGTH	TEAM	ADJ.	CONF.	ADJ CONF.
Average RPI Loss:	59	RECORD	PCT. RANK	GAMES	SCHEDULE	OF SCHEDULE	RPI	RPI	RPI	RPI
DIV. I ONLY	7- 16	276	1- 9	20	20	154	154	4	4	
DIV. I NON-CONF.	6- 5	148	0- 0	72	103	134	134	3	3	
TOTALS	RPI 1-25	RPI 26-50	W-L RECORDS	RPI 51-100	RPI 101-150	RPI 150+				
7- 16	0- 7	0- 1	OVERALL	1- 3	3- 4	3- 1				
6- 8	0- 3	0- 1	HOME	1- 1	3- 2	2- 1				
1- 8	0- 4	0- 0	AWAY	0- 2	0- 2	1- 0				
0- 0	0- 0	0- 0	NEUTRAL	0- 0	0- 0	0- 0				
6- 5	0- 1	0- 1	NON-CONFERENCE	0- 0	3- 2	3- 1				
5- 3	0- 0	0- 1	HOME	0- 0	3- 1	2- 1				
1- 2	0- 1	0- 0	AWAY	0- 0	0- 1	1- 0				
0- 0	0- 0	0- 0	NEUTRAL	0- 0	0- 0	0- 0				
1- 11	0- 6	0- 0	CONFERENCE	1- 3	0- 2	0- 0				
1- 5	0- 3	0- 0	HOME	1- 1	0- 1	0- 0				
0- 6	0- 3	0- 0	AWAY	0- 2	0- 1	0- 0				
0- 0	0- 0	0- 0	NEUTRAL	0- 0	0- 0	0- 0				

RPI	S	Opponent	Score	RPI	S	Opponent	Score	RPI	S	Opponent	Score	RPI	S	Opponent	Score	Team's RPI: 154
7	H	Texas	54 66	35	H	Harvard	59 69	55	A	Oklahoma St.	70 74	102	H	SMU	63 75	
9	A	Baylor	43 90					62	H	West Virginia	51 62	116	A	Alabama	65 71	
9	H	Baylor	43 92					64	H	Texas Tech	66 60	124	A	TCU	68 83	
15	A	Oklahoma	52 89					71	A	Iowa St.	58 87	124	H	TCU	68 80	
15	H	Oklahoma	54 84									125	H	Arizona	75 51	
21	A	Kansas St.	60 73									136	H	Oral Roberts	64 56	
22	A	Creighton	49 69									138	H	North Dakota	76 71	
												152	H	Missouri St.	64 87	
												165	H	UC Riverside	90 84	
												169	A	Memphis	68 58	
												299	H	Rhode Island	72 36	
LAST 12 Division I GAMES:																
124	H	TCU	68 80	9	H	Baylor	43 92									
15	A	Oklahoma	52 89	21	A	Kansas St.	60 73									
64	H	Texas Tech	66 60	71	A	Iowa St.	58 87									
55	A	Oklahoma St.	70 74	7	H	Texas	54 66									
124	A	TCU	68 83	9	A	Baylor	43 90									
62	H	West Virginia	51 62	15	H	Oklahoma	54 84									

Non-Div I Games:

Kansas

Loss, Non-Conf, S Site, H Home A Away N Neutral

Average RPI Win: 115		WON-LOST	WINNING	LAST 10	STRENGTH OF	OPP. STRENGTH	TEAM	ADJ.	CONF.	ADJ CONF.
Average RPI Loss: 24		RECORD	PCT. RANK	GAMES	SCHEDULE	OF SCHEDULE	RPI	RPI	RPI	RPI
DIV. I ONLY		17- 7	64	6- 4	19	3	21	21	4	4
DIV. I NON-CONF.		10- 2	33	0- 0	54	7	20	20	3	3
TOTALS		RPI 1-25	RPI 26-50		W-L RECORDS		RPI 51-100	RPI 101-150		RPI 150+
17- 7	1- 5	2- 0		OVERALL		6- 2	3- 0		5- 0	
11- 2	1- 2	0- 0		HOME		4- 0	3- 0		3- 0	
3- 5	0- 3	0- 0		AWAY		2- 2	0- 0		1- 0	
3- 0	0- 0	2- 0		NEUTRAL		0- 0	0- 0		1- 0	
10- 2	1- 1	2- 0		NON-CONFERENCE		1- 1	2- 0		4- 0	
6- 1	1- 1	0- 0		HOME		1- 0	2- 0		2- 0	
1- 1	0- 0	0- 0		AWAY		0- 1	0- 0		1- 0	
3- 0	0- 0	2- 0		NEUTRAL		0- 0	0- 0		1- 0	
7- 5	0- 4	0- 0		CONFERENCE		5- 1	1- 0		1- 0	
5- 1	0- 1	0- 0		HOME		3- 0	1- 0		1- 0	
2- 4	0- 3	0- 0		AWAY		2- 1	0- 0		0- 0	
0- 0	0- 0	0- 0		NEUTRAL		0- 0	0- 0		0- 0	

RPI S	Opponent	Score	RPI S	Opponent	Score	RPI S	Opponent	Score	RPI S	Opponent	Score
1	H UConn	58 75	26	N LSU	69 54	55	A Oklahoma St.	63 43	124	H TCU	74 63
7	A Texas	58 63	36	N North Carolina St.	67 50	55	H Oklahoma St.	74 69	129	H Tulsa	82 62
9	A Baylor	57 87				57	A UNI	59 67	130	H Lamar University	68 43
9	H Baylor	49 91				62	H West Virginia	86 71	154	H Kansas	73 60
15	A Oklahoma	80 85				64	A Texas Tech	65 53	162	A Omaha	70 57
25	H Auburn	71 66				64	H Texas Tech	68 54	174	H Princeton	60 42
						71	A Iowa St.	69 75	287	N UTEP	61 40
						73	H UT Arlington	62 49	329	H Chicago St.	83 33
LAST 12 Division I GAMES:											
7	A Texas	58 63	55	A Oklahoma St.	63 43						
64	A Texas Tech	65 53	154	H Kansas	73 60						
55	H Oklahoma St.	74 69	64	H Texas Tech	68 54						
9	H Baylor	49 91	15	A Oklahoma	80 85						
71	A Iowa St.	69 75	62	H West Virginia	86 71						
124	H TCU	74 63	9	A Baylor	57 87						

Non-Div I Games:

Kansas St.

■ Loss,
■ Non-Conf, S Site,
■ Home
■ Away
N Neutral

Average RPI Win:	296	WON-LOST	WINNING	LAST 10	STRENGTH OF	OPP. STRENGTH	TEAM	ADJ.	CONF.	ADJ CONF.
Average RPI Loss:	166	RECORD	PCT. RANK	GAMES	SCHEDULE	OF SCHEDULE	RPI	RPI	RPI	RPI
DIV. I ONLY	6- 16	288	5- 5	223	260	295	295	24	24	
DIV. I NON-CONF.	1- 13	334	0- 4	205	265	337	337	23	23	
TOTALS	RPI 1-25	RPI 26-50	W-L RECORDS	RPI 51-100	RPI 101-150	RPI 150+				
6- 16	0- 1	0- 1	OVERALL	0- 3	0- 3	6- 8				
3- 7	0- 1	0- 1	HOME	0- 1	0- 1	3- 3				
3- 6	0- 0	0- 0	AWAY	0- 0	0- 0	3- 0				
0- 3	0- 0	0- 0	NEUTRAL	0- 0	0- 0	0- 3				
1- 13	0- 1	0- 1	NON-CONFERENCE	0- 1	0- 2	1- 8				
1- 5	0- 1	0- 1	HOME	0- 0	0- 0	1- 3				
0- 5	0- 0	0- 0	AWAY	0- 1	0- 2	0- 2				
0- 3	0- 0	0- 0	NEUTRAL	0- 0	0- 0	0- 3				
5- 3	0- 0	0- 0	CONFERENCE	0- 2	0- 1	5- 0				
2- 2	0- 0	0- 0	HOME	0- 1	0- 1	2- 0				
3- 1	0- 0	0- 0	AWAY	0- 1	0- 0	3- 0				
0- 0	0- 0	0- 0	NEUTRAL	0- 0	0- 0	0- 0				

RPI 1-25				RPI 26-50				RPI 51-100				RPI 101+ Team's RPI: 295			
RPI	S	Opponent	Score	RPI	S	Opponent	Score	RPI	S	Opponent	Score	RPI	S	Opponent	Score
23	H	Temple	38 79	42	H	Georgia Tech	49 86	81	A	Jacksonville	48 72	104	A	Mercer	46 61
								90	H	FGCU	56 75	109	A	Vanderbilt	54 86
								97	A	Georgia	40 82	132	H	Stetson	56 65
												173	N	Xavier	52 75
												188	H	Morehead St.	50 71
												235	H	Wofford	49 78
												250	A	Austin Peay	49 68
												258	N	Portland St.	61 71
												260	H	Savannah St.	72 60
												262	H	Jacksonville St.	59 65
												280	A	Georgia St.	59 62
												281	A	North Florida	67 61
												294	A	Lipscomb	70 55
												306	H	NJIT	75 64
												317	A	USC Upstate	79 71
												317	H	USC Upstate	74 67
												324	N	Arkansas St.	67 70
LAST 12 Division I GAMES:															
317	H	USC Upstate	74 67	132	H	Stetson	56 65								
306	H	NJIT	75 64	294	A	Lipscomb	70 55								
317	A	USC Upstate	79 71	23	H	Temple	38 79								
281	A	North Florida	67 61	235	H	Wofford	49 78								
81	A	Jacksonville	48 72	173	N	Xavier	52 75								
90	H	FGCU	56 75	258	N	Portland St.	61 71								

Non-Div I Games:

Kennesaw St.

Average RPI Win:	204	WON-LOST	WINNING	LAST 10	STRENGTH OF	OPP. STRENGTH	TEAM	ADJ.	CONF.	ADJ CONF.
Average RPI Loss:	90	RECORD	PCT. RANK	GAMES	SCHEDULE	OF SCHEDULE	RPI	RPI	RPI	RPI
DIV. I ONLY	12- 11	161	6- 4	59	179	106	106	10	10	
DIV. I NON-CONF.	6- 6	165	0- 1	102	221	146	146	11	11	
TOTALS	RPI 1-25	RPI 26-50	W-L RECORDS	RPI 51-100	RPI 101-150	RPI 150+				
12- 11	0- 1	1- 1	OVERALL	2- 6	1- 2	8- 1				
7- 3	0- 0	0- 0	HOME	1- 2	0- 0	6- 1				
4- 6	0- 0	1- 1	AWAY	0- 3	1- 2	2- 0				
1- 2	0- 1	0- 0	NEUTRAL	1- 1	0- 0	0- 0				
6- 6	0- 1	0- 1	NON-CONFERENCE	1- 2	1- 1	4- 1				
4- 1	0- 0	0- 0	HOME	0- 0	0- 0	4- 1				
1- 3	0- 0	0- 1	AWAY	0- 1	1- 1	0- 0				
1- 2	0- 1	0- 0	NEUTRAL	1- 1	0- 0	0- 0				
6- 5	0- 0	1- 0	CONFERENCE	1- 4	0- 1	4- 0				
3- 2	0- 0	0- 0	HOME	1- 2	0- 0	2- 0				
3- 3	0- 0	1- 0	AWAY	0- 2	0- 1	2- 0				
0- 0	0- 0	0- 0	NEUTRAL	0- 0	0- 0	0- 0				

RPI 1-25				RPI 26-50				RPI 51-100				RPI 101+				Team's RPI: 106	
RPI	S	Opponent	Score	RPI	S	Opponent	Score	RPI	S	Opponent	Score	RPI	S	Opponent	Score		
9	N	Baylor	42 84	44	A	Ohio	68 65	53	A	Minnesota	62 92	128	A	Ball St.	47 71		
				50	A	Iowa	48 83	69	A	Buffalo	62 77	143	A	Wright St.	79 69		
								77	A	Northern Ill.	72 93	147	A	Detroit	52 73		
								77	H	Northern Ill.	97 98	162	A	Western Mich.	71 67		
								81	N	Western Ky.	73 79	216	H	Robert Morris	65 68		
								83	H	Central Mich.	78 91	218	H	Miami (OH)	84 66		
								87	H	Toledo	70 60	227	H	Bradley	77 52		
								90	N	FGCU	77 64	261	H	Bowling Green	80 78		
												266	A	Eastern Mich.	86 67		
												314	H	Youngstown St.	75 60		
												315	H	Eastern Ky.	80 67		
												323	H	Fort Wayne	66 55		
LAST 12 Division I GAMES:																	
				69	A	Buffalo	62 77	44	A	Ohio	68 65						
				218	H	Miami (OH)	84 66	77	H	Northern Ill.	97 98						
				261	H	Bowling Green	80 78	266	A	Eastern Mich.	86 67						
				77	A	Northern Ill.	72 93	128	A	Ball St.	47 71						
				87	H	Toledo	70 60	83	H	Central Mich.	78 91						
				162	A	Western Mich.	71 67	53	A	Minnesota	62 92						

Non-Div I Games:

Kent St.

■ Loss,
■ Non-Conf,
■ S Site,
■ H Home
■ A Away
N Neutral

Average RPI Win: 93		WON-LOST	WINNING	LAST 10	STRENGTH OF	OPP. STRENGTH	TEAM	ADJ.	CONF.	ADJ CONF.
Average RPI Loss: 25		RECORD	PCT. RANK	GAMES	SCHEDULE	OF SCHEDULE	RPI	RPI	RPI	RPI
DIV. I ONLY		16- 8	82	7- 3	3	9	18	18	2	2
DIV. I NON-CONF.		9- 4	85	0- 1	4	25	16	16	2	2
TOTALS		RPI 1-25	RPI 26-50		W-L RECORDS		RPI 51-100	RPI 101-150	RPI 150+	
16- 8	3- 6	2- 1		OVERALL		5- 1	4- 0	2- 0		
13- 3	2- 3	1- 0		HOME		5- 0	3- 0	2- 0		
3- 5	1- 3	1- 1		AWAY		0- 1	1- 0	0- 0		
0- 0	0- 0	0- 0		NEUTRAL		0- 0	0- 0	0- 0		
9- 4	2- 3	0- 0		NON-CONFERENCE		3- 1	2- 0	2- 0		
9- 1	2- 1	0- 0		HOME		3- 0	2- 0	2- 0		
0- 3	0- 2	0- 0		AWAY		0- 1	0- 0	0- 0		
0- 0	0- 0	0- 0		NEUTRAL		0- 0	0- 0	0- 0		
7- 4	1- 3	2- 1		CONFERENCE		2- 0	2- 0	0- 0		
4- 2	0- 2	1- 0		HOME		2- 0	1- 0	0- 0		
3- 2	1- 1	1- 1		AWAY		0- 0	1- 0	0- 0		
0- 0	0- 0	0- 0		NEUTRAL		0- 0	0- 0	0- 0		

RPI	S	Opponent	Score	RPI	S	Opponent	Score	RPI	S	Opponent	Score	RPI	S	Opponent	Score
3	H	South Carolina	63 75	26	A	LSU	55 42	56	H	Washington St.	69 67	109	H	Vanderbilt	71 63
10	A	Duke	54 69	30	A	Missouri	67 73	89	A	Colorado	69 79	116	A	Alabama	71 54
13	A	Louisville	67 69	30	H	Missouri	64 62	93	H	Middle Tenn.	61 48	139	H	Radford	59 36
14	A	Tennessee	65 72					96	H	Ole Miss	89 57	150	H	Albany (NY)	70 46
15	H	Oklahoma	82 68					97	H	Georgia	82 61	188	H	Morehead St.	74 47
19	H	Miami (FL)	82 66					100	H	New Hampshire	92 43	226	H	Samford	80 57
20	H	Texas A&M	68 77												
24	H	Arizona St.	71 73												
25	A	Auburn	64 60												
LAST 12 Division I GAMES:															
109	H	Vanderbilt	71 63	97	H	Georgia	82 61								
3	H	South Carolina	63 75	116	A	Alabama	71 54								
30	A	Missouri	67 73	20	H	Texas A&M	68 77								
96	H	Ole Miss	89 57	30	H	Missouri	64 62								
25	A	Auburn	64 60	14	A	Tennessee	65 72								
26	A	LSU	55 42	10	A	Duke	54 69								

Non-Div I Games:

Kentucky

Average RPI Win:	304	WON-LOST	WINNING	LAST 10	STRENGTH OF	OPP. STRENGTH	TEAM	ADJ.	CONF.	ADJ CONF.
Average RPI Loss:	216	RECORD	PCT. RANK	GAMES	SCHEDULE	OF SCHEDULE	RPI	RPI	RPI	RPI
DIV. I ONLY	4- 19	321	1- 3	247	346	333	333	31	31	
DIV. I NON-CONF.	1- 10	325	0- 1	155	309	322	322	32	32	
TOTALS	RPI 1-25	RPI 26-50	W-L RECORDS	RPI 51-100	RPI 101-150	RPI 150+				
4- 19	0- 0	0- 1	OVERALL	0- 0	0- 1	4- 17				
3- 9	0- 0	0- 0	HOME	0- 0	0- 0	3- 9				
1- 8	0- 0	0- 1	AWAY	0- 0	0- 1	1- 6				
0- 2	0- 0	0- 0	NEUTRAL	0- 0	0- 0	0- 2				
1- 10	0- 0	0- 1	NON-CONFERENCE	0- 0	0- 1	1- 8				
1- 4	0- 0	0- 0	HOME	0- 0	0- 0	1- 4				
0- 4	0- 0	0- 1	AWAY	0- 0	0- 1	0- 2				
0- 2	0- 0	0- 0	NEUTRAL	0- 0	0- 0	0- 2				
3- 9	0- 0	0- 0	CONFERENCE	0- 0	0- 0	3- 9				
2- 5	0- 0	0- 0	HOME	0- 0	0- 0	2- 5				
1- 4	0- 0	0- 0	AWAY	0- 0	0- 0	1- 4				
0- 0	0- 0	0- 0	NEUTRAL	0- 0	0- 0	0- 0				

RPI 1-25			RPI 26-50			RPI 51-100			RPI 101+ Team's RPI: 333		
RPI	S	Opponent	Score	RPI	S	Opponent	Score	RPI	S	Opponent	Score
				31	A	Ohio St.	54 113				
LAST 12 Division I GAMES:											
306	N	NJIT	48 50	346	A	Fairleigh Dickinson	46 64	142	A	Columbia	57 66
216	H	Robert Morris	54 64	305	H	Central Conn. St.	71 76	151	H	Yale	44 75
213	H	Saint Francis (PA)	30 74	321	H	St. Francis Brooklyn	54 56	157	H	George Mason	48 64
305	A	Central Conn. St.	68 62	216	A	Robert Morris	42 83	170	H	Army West Point	47 68
206	A	Sacred Heart	48 66	213	A	Saint Francis (PA)	52 66	172	N	Milwaukee	50 88
342	H	Wagner	69 64	300	H	Bryant	53 62	181	A	Seton Hall	59 77
				342	H	Wagner	69 64	206	A	Sacred Heart	48 66
				346	A	Fairleigh Dickinson	46 64	213	A	Saint Francis (PA)	52 66
								213	H	Saint Francis (PA)	30 74
								216	A	Robert Morris	42 83
								216	H	Robert Morris	54 64
								229	H	UMBC	45 57
								231	A	Colgate	61 76
								252	H	Stony Brook	58 48
								300	H	Bryant	53 62
								305	A	Central Conn. St.	68 62
								305	H	Central Conn. St.	71 76
								306	N	NJIT	48 50
								318	H	Mt. St. Mary's	63 60
								321	H	St. Francis Brooklyn	54 56
								342	H	Wagner	69 64
								346	A	Fairleigh Dickinson	46 64

Non-Div I Games:

LIU Brooklyn

■ Loss,
■ Non-Conf, S Site,
■ Home
■ Away
N Neutral

Average RPI Win:	127	WON-LOST	WINNING	LAST 10	STRENGTH OF	OPP. STRENGTH	TEAM	ADJ.	CONF.	ADJ CONF.
Average RPI Loss:	12	RECORD	PCT. RANK	GAMES	SCHEDULE	OF SCHEDULE	RPI	RPI	RPI	RPI
DIV. I ONLY	16- 7	72	5- 5	15	7	26	26	2	2	
DIV. I NON-CONF.	11- 2	24	2- 0	60	22	26	26	2	2	
TOTALS	RPI 1-25	RPI 26-50	W-L RECORDS	RPI 51-100	RPI 101-150	RPI 150+				
16- 7	0- 7	4- 0	OVERALL	3- 0	4- 0	5- 0				
11- 3	0- 3	3- 0	HOME	2- 0	3- 0	3- 0				
2- 3	0- 0	0- 0	AWAY	0- 0	1- 0	1- 0				
3- 1	0- 1	1- 0	NEUTRAL	1- 0	0- 0	1- 0				
11- 2	0- 2	3- 0	NON-CONFERENCE	2- 0	1- 0	5- 0				
7- 1	0- 1	2- 0	HOME	1- 0	1- 0	3- 0				
1- 0	0- 0	0- 0	AWAY	0- 0	0- 0	1- 0				
3- 1	0- 1	1- 0	NEUTRAL	1- 0	0- 0	1- 0				
5- 5	0- 5	1- 0	CONFERENCE	1- 0	3- 0	0- 0				
4- 2	0- 2	1- 0	HOME	1- 0	2- 0	0- 0				
1- 3	0- 3	0- 0	AWAY	0- 0	1- 0	0- 0				
0- 0	0- 0	0- 0	NEUTRAL	0- 0	0- 0	0- 0				

RPI 1-25				RPI 26-50				RPI 51-100				RPI 101+			
RPI	S	Opponent	Score	RPI	S	Opponent	Score	RPI	S	Opponent	Score	RPI	S	Opponent	Score
1	H	UConn	53 76	30	H	Missouri	80 71	60	H	Wake Forest	60 57	116	H	Alabama	48 41
3	H	South Carolina	61 84	36	N	North Carolina St.	59 58	74	H	Florida	78 67	120	A	Arkansas	53 52
4	A	Mississippi St.	48 74	39	H	Tulane	69 51	85	N	North Carolina	70 43	120	H	Arkansas	53 46
14	A	Tennessee	58 77	48	H	Little Rock	69 49					124	H	TCU	67 61
18	H	Kentucky	42 55									159	A	Louisiana Tech	77 73
20	A	Texas A&M	52 54									176	H	Rice	66 55
21	N	Kansas St.	54 69									212	H	Alabama St.	93 40
												287	N	UTEP	78 45
												343	H	Sam Houston St.	89 41
LAST 12 Division I GAMES:															
116	H	Alabama	48 41	30	H	Missouri	80 71	120	A	Arkansas	53 52				
14	A	Tennessee	58 77	74	H	Florida	78 67	4	A	Mississippi St.	48 74				
120	H	Arkansas	53 46	212	H	Alabama St.	93 40								
20	A	Texas A&M	52 54	48	H	Little Rock	69 49								
18	H	Kentucky	42 55												
3	H	South Carolina	61 84												

Non-Div I Games:

LSU

Average RPI Win:	228	WON-LOST	WINNING	LAST 10	STRENGTH OF	OPP. STRENGTH	TEAM	ADJ.	CONF.	ADJ CONF.
Average RPI Loss:	108	RECORD	PCT. RANK	GAMES	SCHEDULE	OF SCHEDULE	RPI	RPI	RPI	RPI
DIV. I ONLY	15- 9	112	7- 3	264	116	161	161	12	12	
DIV. I NON-CONF.	7- 5	137	0- 1	239	172	170	170	12	12	
TOTALS	RPI 1-25	RPI 26-50	W-L RECORDS	RPI 51-100	RPI 101-150	RPI 150+				
15- 9	0- 1	0- 1	OVERALL	1- 2	1- 4	13- 1				
7- 5	0- 0	0- 1	HOME	0- 1	0- 2	7- 1				
7- 4	0- 1	0- 0	AWAY	1- 1	1- 2	5- 0				
1- 0	0- 0	0- 0	NEUTRAL	0- 0	0- 0	1- 0				
7- 5	0- 1	0- 1	NON-CONFERENCE	0- 1	1- 1	6- 1				
4- 2	0- 0	0- 1	HOME	0- 0	0- 0	4- 1				
2- 3	0- 1	0- 0	AWAY	0- 1	1- 1	1- 0				
1- 0	0- 0	0- 0	NEUTRAL	0- 0	0- 0	1- 0				
8- 4	0- 0	0- 0	CONFERENCE	1- 1	0- 3	7- 0				
3- 3	0- 0	0- 0	HOME	0- 1	0- 2	3- 0				
5- 1	0- 0	0- 0	AWAY	1- 0	0- 1	4- 0				
0- 0	0- 0	0- 0	NEUTRAL	0- 0	0- 0	0- 0				

RPI 1-25			RPI 26-50			RPI 51-100			RPI 101+			Team's RPI: 161
RPI	S	Opponent	Score	RPI	S	Opponent	Score	RPI	S	Opponent	Score	
23	A	Temple	70 86	35	H	Harvard	64 66	54	H	George Washington	65 79	107 H Duquesne 68 76
								61	A	Dayton	54 51	111 H Saint Joseph's 55 75
								67	A	Villanova	49 52	118 A Penn 58 56
												123 A VCU 56 61
												127 A Rider 61 74
												157 H George Mason 59 57
												175 H American 63 59
												180 H Fairfield 68 61
												218 N Miami (OH) 79 70
												220 A UNCW 64 48
												224 A St. Bonaventure 57 45
												239 A Richmond 63 58
												279 A Davidson 65 58
												298 H Massachusetts 68 64
												299 A Rhode Island 58 49
												299 H Rhode Island 70 51
												309 H UMKC 64 59
												322 H Lafayette 49 56
												345 H Delaware St. 78 38
LAST 12 Division I GAMES:												
224	A	St. Bonaventure	57 45	239	A	Richmond	63 58					
54	H	George Washington	65 79	111	H	Saint Joseph's	55 75					
299	A	Rhode Island	58 49	35	H	Harvard	64 66					
157	H	George Mason	59 57	299	H	Rhode Island	70 51					
298	H	Massachusetts	68 64	107	H	Duquesne	68 76					
279	A	Davidson	65 58	123	A	VCU	56 61					

Non-Div I Games:

La Salle

■ Loss,
■ Non-Conf,
■ S Site,
■ H Home
■ A Away
N Neutral

Average RPI Win:	314	WON-LOST	WINNING	LAST 10	STRENGTH OF	OPP. STRENGTH	TEAM	ADJ.	CONF.	ADJ CONF.
Average RPI Loss:	195	RECORD	PCT. RANK	GAMES	SCHEDULE	OF SCHEDULE	RPI	RPI	RPI	RPI
DIV. I ONLY	3- 17	327	2- 8	284	289	332	332	21	21	
DIV. I NON-CONF.	1- 8	314	1- 0	311	322	343	343	18	18	
TOTALS	RPI 1-25	RPI 26-50	W-L RECORDS	RPI 51-100	RPI 101-150	RPI 150+				
3- 17	0- 0	0- 2	OVERALL	0- 2	0- 1	3- 12				
2- 6	0- 0	0- 1	HOME	0- 0	0- 0	2- 5				
1- 11	0- 0	0- 1	AWAY	0- 2	0- 1	1- 7				
0- 0	0- 0	0- 0	NEUTRAL	0- 0	0- 0	0- 0				
1- 8	0- 0	0- 0	NON-CONFERENCE	0- 1	0- 1	1- 6				
0- 4	0- 0	0- 0	HOME	0- 0	0- 0	0- 4				
1- 4	0- 0	0- 0	AWAY	0- 1	0- 1	1- 2				
0- 0	0- 0	0- 0	NEUTRAL	0- 0	0- 0	0- 0				
2- 9	0- 0	0- 2	CONFERENCE	0- 1	0- 0	2- 6				
2- 2	0- 0	0- 1	HOME	0- 0	0- 0	2- 1				
0- 7	0- 0	0- 1	AWAY	0- 1	0- 0	0- 5				
0- 0	0- 0	0- 0	NEUTRAL	0- 0	0- 0	0- 0				

RPI 1-25				RPI 26-50				RPI 51-100				RPI 101+				Team's RPI: 332
RPI	S	Opponent	Score	RPI	S	Opponent	Score	RPI	S	Opponent	Score	RPI	S	Opponent	Score	
				48	A	Little Rock	34 78	73	A	UT Arlington	59 93	120	A	Arkansas	46 92	
				48	H	Little Rock	47 92	96	A	Ole Miss	40 97	159	H	Louisiana Tech	53 73	
												176	H	Rice	50 93	
												184	A	Texas St.	50 63	
												191	A	Louisiana	57 67	
												230	H	Grambling	54 59	
												259	A	Ga. Southern	65 76	
												259	H	Ga. Southern	44 65	
												265	H	McNeese	52 78	
												280	A	Georgia St.	35 87	
												280	H	Georgia St.	72 63	
												301	A	Northwestern St.	65 67	
												307	A	Nicholls St.	54 73	
												324	A	Arkansas St.	56 71	
												324	H	Arkansas St.	59 51	
												337	A	Houston Baptist	77 65	
LAST 12 Division I GAMES:																
				259	A	Ga. Southern	65 76	280	H	Georgia St.	72 63					
				280	A	Georgia St.	35 87	259	H	Ga. Southern	44 65					
				324	H	Arkansas St.	59 51	191	A	Louisiana	57 67					
				48	H	Little Rock	47 92	48	A	Little Rock	34 78					
				73	A	UT Arlington	59 93	324	A	Arkansas St.	56 71					
				184	A	Texas St.	50 63	337	A	Houston Baptist	77 65					

Non-Div I Games: Centenary (LA) 83 39 LSU-Alexandria 73 61

La.-Monroe

■ Loss,
 ■ Non-Conf, S Site,
 ■ Home
 ■ Away
 N Neutral

Average RPI Win:	161	WON-LOST	WINNING	LAST 10	STRENGTH OF	OPP. STRENGTH	TEAM	ADJ.	CONF.	ADJ CONF.
Average RPI Loss:	178	RECORD	PCT. RANK	GAMES	SCHEDULE	OF SCHEDULE	RPI	RPI	RPI	RPI
DIV. I ONLY	1- 22	347	0- 10	146	253	322	322	23	23	
DIV. I NON-CONF.	1- 11	330	0- 1	43	194	247	247	25	25	
TOTALS	RPI 1-25	RPI 26-50	W-L RECORDS	RPI 51-100	RPI 101-150	RPI 150+				
1- 22	0- 1	0- 0	OVERALL	0- 3	0- 4	1- 14				
0- 9	0- 0	0- 0	HOME	0- 1	0- 1	0- 7				
1- 10	0- 1	0- 0	AWAY	0- 1	0- 3	1- 5				
0- 3	0- 0	0- 0	NEUTRAL	0- 1	0- 0	0- 2				
1- 11	0- 1	0- 0	NON-CONFERENCE	0- 3	0- 3	1- 4				
0- 3	0- 0	0- 0	HOME	0- 1	0- 1	0- 1				
1- 5	0- 1	0- 0	AWAY	0- 1	0- 2	1- 1				
0- 3	0- 0	0- 0	NEUTRAL	0- 1	0- 0	0- 2				
0- 11	0- 0	0- 0	CONFERENCE	0- 0	0- 1	0- 10				
0- 6	0- 0	0- 0	HOME	0- 0	0- 0	0- 6				
0- 5	0- 0	0- 0	AWAY	0- 0	0- 1	0- 4				
0- 0	0- 0	0- 0	NEUTRAL	0- 0	0- 0	0- 0				

RPI 1-25				RPI 26-50				RPI 51-100				RPI 101+ Team's RPI: 322			
RPI	S	Opponent	Score	RPI	S	Opponent	Score	RPI	S	Opponent	Score	RPI	S	Opponent	Score
13	A	Louisville	48 92					66	A	St. John's (NY)	46 64	107	A	Duquesne	52 67
								72	H	Drexel	39 81	118	H	Penn	47 64
								95	N	Chattanooga	43 68	122	A	Navy	41 76
												127	A	Rider	58 76
												155	N	Hampton	55 58
												161	A	La Salle	56 49
												170	A	Army West Point	73 76
												170	H	Army West Point	55 63
												174	A	Princeton	27 65
												175	H	American	52 76
												216	H	Robert Morris	51 62
												231	A	Colgate	69 76
												242	A	Loyola Maryland	47 75
												242	H	Loyola Maryland	55 60
												261	N	Bowling Green	42 69
												275	A	Boston U.	50 68
												275	H	Boston U.	58 75
												304	H	Holy Cross	61 67
												312	H	Lehigh	53 56
LAST 12 Division I GAMES:															
275	H	Boston U.	58 75	304	H	Holy Cross	61 67								
170	H	Army West Point	55 63	275	A	Boston U.	50 68								
242	A	Loyola Maryland	47 75	170	A	Army West Point	73 76								
312	H	Lehigh	53 56	242	H	Loyola Maryland	55 60								
175	H	American	52 76	231	A	Colgate	69 76								
122	A	Navy	41 76	72	H	Drexel	39 81								

Non-Div I Games:

Lafayette

■ Loss,
■ Non-Conf,
S Site,
■ Home
■ Away
N Neutral

Average RPI Win:	270	WON-LOST	WINNING	LAST 10	STRENGTH OF	OPP. STRENGTH	TEAM	ADJ.	CONF.	ADJ CONF.
Average RPI Loss:	101	RECORD	PCT. RANK	GAMES	SCHEDULE	OF SCHEDULE	RPI	RPI	RPI	RPI
DIV. I ONLY	12- 5	68	8- 2	309	199	130	130	27	27	
DIV. I NON-CONF.	3- 3	165	0- 0	204	3	126	126	27	27	
TOTALS	RPI 1-25	RPI 26-50	W-L RECORDS	RPI 51-100	RPI 101-150	RPI 150+				
12- 5	0- 2	0- 1	OVERALL	0- 0	1- 1	11- 1				
8- 0	0- 0	0- 0	HOME	0- 0	0- 0	8- 0				
4- 5	0- 2	0- 1	AWAY	0- 0	1- 1	3- 1				
0- 0	0- 0	0- 0	NEUTRAL	0- 0	0- 0	0- 0				
3- 3	0- 2	0- 1	NON-CONFERENCE	0- 0	0- 0	3- 0				
2- 0	0- 0	0- 0	HOME	0- 0	0- 0	2- 0				
1- 3	0- 2	0- 1	AWAY	0- 0	0- 0	1- 0				
0- 0	0- 0	0- 0	NEUTRAL	0- 0	0- 0	0- 0				
9- 2	0- 0	0- 0	CONFERENCE	0- 0	1- 1	8- 1				
6- 0	0- 0	0- 0	HOME	0- 0	0- 0	6- 0				
3- 2	0- 0	0- 0	AWAY	0- 0	1- 1	2- 1				
0- 0	0- 0	0- 0	NEUTRAL	0- 0	0- 0	0- 0				

RPI 1-25				RPI 26-50				RPI 51-100				RPI 101+ Team's RPI: 130			
RPI	S	Opponent	Score	RPI	S	Opponent	Score	RPI	S	Opponent	Score	RPI	S	Opponent	Score
6	A	Oregon St.	56 88	37	A	Oregon	67 84					113	A	Central Ark.	70 56
21	A	Kansas St.	43 68									135	A	Abilene Christian	59 77
												195	A	New Orleans	66 55
												195	H	New Orleans	73 42
												245	A	Canisius	65 51
												265	H	McNeese	79 57
												296	H	Northern Ariz.	75 60
												301	H	Northwestern St.	73 60
												303	H	A&M-Corpus Christi	65 49
												307	A	Nicholls St.	67 78
												316	H	Loyola Chicago	76 50
												334	H	Southeastern La.	86 68
												335	H	Incarinate Word	83 54
												343	A	Sam Houston St.	70 44
LAST 12 Division I GAMES:															
265	H	McNeese	79 57	135	A	Abilene Christian	59 77								
195	A	New Orleans	66 55	335	H	Incarinate Word	83 54								
301	H	Northwestern St.	73 60	334	H	Southeastern La.	86 68								
303	H	A&M-Corpus Christi	65 49	195	H	New Orleans	73 42								
307	A	Nicholls St.	67 78	113	A	Central Ark.	70 56								
343	A	Sam Houston St.	70 44	316	H	Loyola Chicago	76 50								

Non-Div I Games: St. Thomas (TX) 95 49 Louisiana Col. 94 55 Howard Payne 93 56 Southwestern (TX) 87 41

Lamar University

Loss, Non-Conf, S Site, H Home A Away N Neutral

Average RPI Win:	290	WON-LOST	WINNING	LAST 10	STRENGTH OF	OPP. STRENGTH	TEAM	ADJ.	CONF.	ADJ CONF.
Average RPI Loss:	175	RECORD	PCT. RANK	GAMES	SCHEDULE	OF SCHEDULE	RPI	RPI	RPI	RPI
DIV. I ONLY	6- 15	283	2- 8	243	299	312	312	23	23	
DIV. I NON-CONF.	4- 6	209	0- 1	213	327	257	257	25	25	
TOTALS	RPI 1-25	RPI 26-50	W-L RECORDS	RPI 51-100	RPI 101-150	RPI 150+				
6- 15	0- 0	0- 1	OVERALL	0- 2	0- 3	6- 9				
4- 8	0- 0	0- 0	HOME	0- 1	0- 2	4- 5				
2- 7	0- 0	0- 1	AWAY	0- 1	0- 1	2- 4				
0- 0	0- 0	0- 0	NEUTRAL	0- 0	0- 0	0- 0				
4- 6	0- 0	0- 1	NON-CONFERENCE	0- 1	0- 2	4- 2				
3- 3	0- 0	0- 0	HOME	0- 0	0- 1	3- 2				
1- 3	0- 0	0- 1	AWAY	0- 1	0- 1	1- 0				
0- 0	0- 0	0- 0	NEUTRAL	0- 0	0- 0	0- 0				
2- 9	0- 0	0- 0	CONFERENCE	0- 1	0- 1	2- 7				
1- 5	0- 0	0- 0	HOME	0- 1	0- 1	1- 3				
1- 4	0- 0	0- 0	AWAY	0- 0	0- 0	1- 4				
0- 0	0- 0	0- 0	NEUTRAL	0- 0	0- 0	0- 0				

RPI S	Opponent	Score	RPI S	Opponent	Score	RPI S	Opponent	Score	RPI S	Opponent	Score	Team's RPI: 312
40	A California	63 96	58	H Bucknell	58 77	107	A Duquesne	49 63				
			67	A Villanova	37 59	122	H Navy	64 66				
						127	H Rider	68 75				
						170	H Army West Point	71 75				
						175	A American	51 68				
						175	H American	58 70				
						206	H Sacred Heart	68 62				
						225	H Monmouth	62 73				
						242	A Loyola Maryland	58 62				
						242	H Loyola Maryland	86 69				
						268	H Norfolk St.	57 81				
						275	A Boston U.	50 64				
						275	H Boston U.	64 69				
						304	A Holy Cross	47 65				
						306	H NJIT	84 52				
						318	A Mt. St. Mary's	74 57				
						322	A Lafayette	56 53				
						345	H Delaware St.	91 80				
LAST 12 Division I GAMES:												
175	H American	58 70	58	H Bucknell	58 77							
242	H Loyola Maryland	86 69	175	A American	51 68							
275	A Boston U.	50 64	242	A Loyola Maryland	58 62							
322	A Lafayette	56 53	275	H Boston U.	64 69							
122	H Navy	64 66	170	H Army West Point	71 75							
304	A Holy Cross	47 65	40	A California	63 96							

Non-Div I Games: East Stroudsburg 78 72

Lehigh

■ Loss,
 ■ Non-Conf,
 ■ S Site,
 ■ H Home
 ■ A Away
 N Neutral

Liberty

Through Games Of Feb. 7, 2017

Average RPI Win:	260	WON-LOST	WINNING	LAST 10	STRENGTH OF	OPP. STRENGTH	TEAM	ADJ.	CONF.	ADJ CONF.
Average RPI Loss:	165	RECORD	PCT. RANK	GAMES	SCHEDULE	OF SCHEDULE	RPI	RPI	RPI	RPI
DIV. I ONLY	8- 13	237	7- 3	174	314	243	243	28	28	
DIV. I NON-CONF.	0- 10	335	0- 1	84	215	306	306	28	28	
TOTALS	RPI 1-25	RPI 26-50	W-L RECORDS	RPI 51-100	RPI 101-150	RPI 150+				
8- 13	0- 1	0- 1	OVERALL	0- 1	1- 4	7- 6				
6- 3	0- 1	0- 1	HOME	0- 0	1- 0	5- 1				
2- 6	0- 0	0- 0	AWAY	0- 0	0- 3	2- 3				
0- 4	0- 0	0- 0	NEUTRAL	0- 1	0- 1	0- 2				
0- 10	0- 1	0- 1	NON-CONFERENCE	0- 1	0- 3	0- 4				
0- 3	0- 1	0- 1	HOME	0- 0	0- 0	0- 1				
0- 3	0- 0	0- 0	AWAY	0- 0	0- 2	0- 1				
0- 4	0- 0	0- 0	NEUTRAL	0- 1	0- 1	0- 2				
8- 3	0- 0	0- 0	CONFERENCE	0- 0	1- 1	7- 2				
6- 0	0- 0	0- 0	HOME	0- 0	1- 0	5- 0				
2- 3	0- 0	0- 0	AWAY	0- 0	0- 1	2- 2				
0- 0	0- 0	0- 0	NEUTRAL	0- 0	0- 0	0- 0				

RPI 1-25				RPI 26-50				RPI 51-100				RPI 101+ Team's RPI: 243			
RPI	S	Opponent	Score	RPI	S	Opponent	Score	RPI	S	Opponent	Score	RPI	S	Opponent	Score
10	H	Duke	38 98	41	H	James Madison	48 62	61	N	Dayton	53 82	113	N	Central Ark.	41 61
												122	A	Navy	66 67
												139	A	Radford	68 76
												139	H	Radford	49 48
												146	A	UTSA	64 80
												186	H	Appalachian St.	57 66
												221	A	Campbell	58 52
												223	H	Presbyterian	68 60
												229	N	UMBC	51 62
												239	N	Richmond	54 63
												244	A	UNC Asheville	54 64
												253	A	Charleston So.	81 72
												288	H	High Point	81 74
												292	A	Gardner-Webb	82 84
												292	H	Gardner-Webb	66 63
												320	A	Valparaiso	68 70
												326	H	Winthrop	80 51
												336	H	Longwood	92 47
LAST 12 Division I GAMES:															
139	H	Radford	49 48	336	H	Longwood	92 47								
292	H	Gardner-Webb	66 63	292	A	Gardner-Webb	82 84								
221	A	Campbell	58 52	223	H	Presbyterian	68 60								
326	H	Winthrop	80 51	288	H	High Point	81 74								
139	A	Radford	68 76	253	A	Charleston So.	81 72								
244	A	UNC Asheville	54 64	229	N	UMBC	51 62								

Non-Div I Games: West Liberty 64 38

Liberty

Loss, Non-Conf, S Site, H Home A Away N Neutral

Average RPI Win:	251	WON-LOST	WINNING	LAST 10	STRENGTH OF	OPP. STRENGTH	TEAM	ADJ.	CONF.	ADJ CONF.
Average RPI Loss:	185	RECORD	PCT. RANK	GAMES	SCHEDULE	OF SCHEDULE	RPI	RPI	RPI	RPI
DIV. I ONLY	4- 18	319	2- 8	131	319	294	294	24	24	
DIV. I NON-CONF.	2- 12	310	2- 2	78	337	267	267	23	23	
TOTALS	RPI 1-25	RPI 26-50	W-L RECORDS	RPI 51-100	RPI 101-150	RPI 150+				
4- 18	0- 0	0- 0	OVERALL	0- 5	1- 3	3- 10				
2- 8	0- 0	0- 0	HOME	0- 1	0- 2	2- 5				
2- 10	0- 0	0- 0	AWAY	0- 1	1- 0	1- 1				
0- 0	0- 0	0- 0	NEUTRAL	0- 0	0- 0	0- 0				
2- 12	0- 0	0- 0	NON-CONFERENCE	0- 3	1- 2	1- 7				
1- 4	0- 0	0- 0	HOME	0- 0	0- 1	1- 3				
1- 8	0- 0	0- 0	AWAY	0- 3	1- 1	0- 4				
0- 0	0- 0	0- 0	NEUTRAL	0- 0	0- 0	0- 0				
2- 6	0- 0	0- 0	CONFERENCE	0- 2	0- 1	2- 3				
1- 4	0- 0	0- 0	HOME	0- 1	0- 1	1- 2				
1- 2	0- 0	0- 0	AWAY	0- 1	0- 0	1- 1				
0- 0	0- 0	0- 0	NEUTRAL	0- 0	0- 0	0- 0				

RPI 1-25				RPI 26-50				RPI 51-100				RPI 101+				Team's RPI: 294	
RPI	S	Opponent	Score	RPI	S	Opponent	Score	RPI	S	Opponent	Score	RPI	S	Opponent	Score		
								79	A	Belmont	62	100	116	A	Alabama	35	82
								81	A	Jacksonville	60	84	121	H	Saint Louis	38	83
								81	A	Western Ky.	35	87	128	A	Ball St.	78	74
								90	H	FGCU	63	90	132	H	Stetson	66	91
								96	A	Ole Miss	49	76	174	H	Princeton	43	71
													188	A	Morehead St.	53	73
													236	H	Tennessee St.	71	77
													242	A	Loyola Maryland	30	74
													247	A	Murray St.	59	79
													253	H	Charleston So.	52	67
													278	H	Tennessee Tech	71	69
													281	A	North Florida	60	58
													285	A	Southeast Mo. St.	63	79
													295	H	Kennesaw St.	55	70
													306	A	NJIT	68	76
													306	H	NJIT	53	76
													317	H	USC Upstate	84	77
LAST 12 Division I GAMES:																	
306	H	NJIT	53	76	90	H	FGCU	63	90								
317	H	USC Upstate	84	77	295	H	Kennesaw St.	55	70								
306	A	NJIT	68	76	174	H	Princeton	43	71								
81	A	Jacksonville	60	84	121	H	Saint Louis	38	83								
281	A	North Florida	60	58	278	H	Tennessee Tech	71	69								
132	H	Stetson	66	91	128	A	Ball St.	78	74								

Non-Div I Games: Anderson (SC) 66 59

Lipscomb

Loss, Non-Conf, S Site, H Home A Away N Neutral

Little Rock

Through Games Of Feb. 7, 2017

Average RPI Win:	205	WON-LOST	WINNING	LAST 10	STRENGTH OF	OPP. STRENGTH	TEAM	ADJ.	CONF.	ADJ CONF.
Average RPI Loss:	36	RECORD	PCT. RANK	GAMES	SCHEDULE	OF SCHEDULE	RPI	RPI	RPI	RPI
DIV. I ONLY	17- 6	44	2- 1	106	120	48	48	21	21	
DIV. I NON-CONF.	6- 6	165	0- 1	15	15	52	52	18	18	
TOTALS	RPI 1-25	RPI 26-50	W-L RECORDS	RPI 51-100	RPI 101-150	RPI 150+				
17- 6	0- 3	0- 2	OVERALL	0- 0	4- 1	13- 0				
10- 2	0- 2	0- 0	HOME	0- 0	3- 0	7- 0				
7- 4	0- 1	0- 2	AWAY	0- 0	1- 1	6- 0				
0- 0	0- 0	0- 0	NEUTRAL	0- 0	0- 0	0- 0				
6- 6	0- 3	0- 2	NON-CONFERENCE	0- 0	3- 1	3- 0				
3- 2	0- 2	0- 0	HOME	0- 0	2- 0	1- 0				
3- 4	0- 1	0- 2	AWAY	0- 0	1- 1	2- 0				
0- 0	0- 0	0- 0	NEUTRAL	0- 0	0- 0	0- 0				
11- 0	0- 0	0- 0	CONFERENCE	0- 0	1- 0	10- 0				
7- 0	0- 0	0- 0	HOME	0- 0	1- 0	6- 0				
4- 0	0- 0	0- 0	AWAY	0- 0	0- 0	4- 0				
0- 0	0- 0	0- 0	NEUTRAL	0- 0	0- 0	0- 0				

RPI 1-25					RPI 26-50			Team's RPI: 48		RPI 51-100				RPI 101+			
RPI	S	Opponent	Score		RPI	S	Opponent	Score		RPI	S	Opponent	Score	RPI	S	Opponent	Score
4	H	Mississippi St.	44	58	26	A	LSU	49	69					105	H	Troy	77 74
15	A	Oklahoma	58	68	33	A	Green Bay	31	57					115	A	Fordham	43 65
20	H	Texas A&M	37	55										121	H	Saint Louis	56 43
														129	A	Tulsa	63 58
														136	H	Oral Roberts	56 50
														152	A	Missouri St.	58 47
														169	A	Memphis	54 44
														186	A	Appalachian St.	77 69
														186	H	Appalachian St.	67 55
														191	A	Louisiana	82 64
														191	H	Louisiana	64 60
														199	H	North Texas	55 44
														240	A	Coastal Caro.	74 66
														240	H	Coastal Caro.	79 47
														251	H	South Ala.	71 54
														324	H	Arkansas St.	73 59
														332	A	La.-Monroe	92 47
														332	H	La.-Monroe	78 34
LAST 12 Division I GAMES:																	
					115	A	Fordham	43	65					105	H	Troy	77 74
					240	H	Coastal Caro.	79	47					324	H	Arkansas St.	73 59
					186	H	Appalachian St.	67	55					186	A	Appalachian St.	77 69
					191	A	Louisiana	82	64					240	A	Coastal Caro.	74 66
					332	A	La.-Monroe	92	47					332	H	La.-Monroe	78 34
					251	H	South Ala.	71	54					191	H	Louisiana	64 60

Non-Div I Games:

Little Rock

Loss, Non-Conf, S Site, H Home A Away N Neutral

Average RPI Win:	211	WON-LOST	WINNING	LAST 10	STRENGTH OF	OPP. STRENGTH	TEAM	ADJ.	CONF.	ADJ CONF.
Average RPI Loss:	107	RECORD	PCT. RANK	GAMES	SCHEDULE	OF SCHEDULE	RPI	RPI	RPI	RPI
DIV. I ONLY	15- 8	88	8- 2	161	153	101	101	25	25	
DIV. I NON-CONF.	8- 6	141	1- 2	121	85	102	102	24	24	
TOTALS	RPI 1-25	RPI 26-50	W-L RECORDS	RPI 51-100	RPI 101-150	RPI 150+				
15- 8	0- 1	1- 1	OVERALL	2- 3	1- 1	11- 2				
7- 1	0- 1	0- 0	HOME	1- 0	1- 0	5- 0				
6- 4	0- 0	0- 0	AWAY	1- 1	0- 1	5- 2				
2- 3	0- 0	1- 1	NEUTRAL	0- 2	0- 0	1- 0				
8- 6	0- 1	1- 1	NON-CONFERENCE	0- 3	1- 1	6- 0				
3- 1	0- 1	0- 0	HOME	0- 0	1- 0	2- 0				
3- 2	0- 0	0- 0	AWAY	0- 1	0- 1	3- 0				
2- 3	0- 0	1- 1	NEUTRAL	0- 2	0- 0	1- 0				
7- 2	0- 0	0- 0	CONFERENCE	2- 0	0- 0	5- 2				
4- 0	0- 0	0- 0	HOME	1- 0	0- 0	3- 0				
3- 2	0- 0	0- 0	AWAY	1- 0	0- 0	2- 2				
0- 0	0- 0	0- 0	NEUTRAL	0- 0	0- 0	0- 0				

RPI S	Opponent	Score	RPI S	Opponent	Score	RPI S	Opponent	Score	RPI S	Opponent	Score	Team's RPI: 101
10	H Duke	46 83	29	N South Fla.	73 68	55	N Oklahoma St.	57 63	142	H Columbia	73 60	
			49	N Quinnipiac	60 63	74	N Florida	53 83	149	A San Francisco	71 73	
						75	A Southern California	74 82	164	H Houston	65 55	
						98	A UC Davis	64 51	165	H UC Riverside	55 51	
						98	H UC Davis	64 62	197	A CSUN	56 63	
									209	H Pacific	66 58	
									210	A Loyola Marymount	81 78	
									237	H Hawaii	68 57	
									246	A UC Santa Barbara	60 65	
									269	H Cal Poly	83 80	
									275	N Boston U.	61 48	
									290	A Nevada	97 93	
									308	A Pepperdine	44 41	
									327	A UC Irvine	68 63	
									338	A Cal St. Fullerton	65 48	
LAST 12 Division I GAMES:												
327	A	UC Irvine	68	63	269	H	Cal Poly	83	80			
197	A	CSUN	56	63	98	A	UC Davis	64	51			
165	H	UC Riverside	55	51	237	H	Hawaii	68	57			
338	A	Cal St. Fullerton	65	48	142	H	Columbia	73	60			
98	H	UC Davis	64	62	49	N	Quinnipiac	60	63			
246	A	UC Santa Barbara	60	65	55	N	Oklahoma St.	57	63			

Non-Div I Games: Biola 76 48

Long Beach St.

■ Loss,
■ Non-Conf,
■ S Site,
■ Home
■ A Away
N Neutral

Average RPI Win:	342	WON-LOST	WINNING	LAST 10	STRENGTH OF	OPP. STRENGTH	TEAM	ADJ.	CONF.	ADJ CONF.
Average RPI Loss:	212	RECORD	PCT. RANK	GAMES	SCHEDULE	OF SCHEDULE	RPI	RPI	RPI	RPI
DIV. I ONLY	2- 18	336	0- 10	265	339	336	336	28	28	
DIV. I NON-CONF.	2- 7	284	0- 0	199	335	284	284	28	28	
TOTALS	RPI 1-25	RPI 26-50	W-L RECORDS	RPI 51-100	RPI 101-150	RPI 150+				
2- 18	0- 1	0- 1	OVERALL	0- 2	0- 1	2- 13				
1- 6	0- 0	0- 0	HOME	0- 0	0- 0	1- 6				
1- 12	0- 0	0- 0	AWAY	0- 1	0- 1	1- 2				
0- 0	0- 0	0- 0	NEUTRAL	0- 0	0- 0	0- 0				
2- 7	0- 1	0- 1	NON-CONFERENCE	0- 2	0- 0	2- 3				
1- 1	0- 0	0- 0	HOME	0- 0	0- 0	1- 1				
1- 6	0- 1	0- 1	AWAY	0- 2	0- 0	1- 2				
0- 0	0- 0	0- 0	NEUTRAL	0- 0	0- 0	0- 0				
0- 11	0- 0	0- 0	CONFERENCE	0- 0	0- 1	0- 10				
0- 5	0- 0	0- 0	HOME	0- 0	0- 0	0- 5				
0- 6	0- 0	0- 0	AWAY	0- 0	0- 1	0- 5				
0- 0	0- 0	0- 0	NEUTRAL	0- 0	0- 0	0- 0				

RPI 1-25				RPI 26-50				RPI 51-100				RPI 101+ Team's RPI: 336			
RPI	S	Opponent	Score	RPI	S	Opponent	Score	RPI	S	Opponent	Score	RPI	S	Opponent	Score
10	A	Duke	48 105	43	A	Marquette	37 87	62	A	West Virginia	40 107	139	A	Radford	55 73
								88	A	Charlotte	41 66	221	A	Campbell	50 74
												221	H	Campbell	54 66
												223	A	Presbyterian	55 65
												243	A	Liberty	47 92
												244	H	UNC Asheville	53 80
												249	A	Marshall	50 70
												253	H	Charleston So.	47 62
												268	H	Norfolk St.	56 85
												288	H	High Point	49 80
												292	A	Gardner-Webb	55 89
												292	H	Gardner-Webb	43 77
												326	A	Winthrop	72 78
												339	A	UMass Lowell	72 59
												345	H	Delaware St.	88 77
												346	A	Fairleigh Dickinson	59 75
LAST 12 Division I GAMES:															
292	A	Gardner-Webb	55 89	243	A	Liberty	47 92								
221	A	Campbell	50 74	139	A	Radford	55 73								
288	H	High Point	49 80	292	H	Gardner-Webb	43 77								
253	H	Charleston So.	47 62	244	H	UNC Asheville	53 80								
326	A	Winthrop	72 78	223	A	Presbyterian	55 65								
221	H	Campbell	54 66	345	H	Delaware St.	88 77								

Non-Div I Games: West Va. Tech 58 76 Milligan 71 47

Longwood

Loss, Non-Conf, S Site, H Home A Away N Neutral

Average RPI Win:	284	WON-LOST	WINNING	LAST 10	STRENGTH OF	OPP. STRENGTH	TEAM	ADJ.	CONF.	ADJ CONF.
Average RPI Loss:	112	RECORD	PCT. RANK	GAMES	SCHEDULE	OF SCHEDULE	RPI	RPI	RPI	RPI
DIV. I ONLY	10- 8	144	6- 4	254	221	191	191	21	21	
DIV. I NON-CONF.	4- 3	141	1- 0	254	111	178	178	18	18	
TOTALS	RPI 1-25	RPI 26-50	W-L RECORDS	RPI 51-100	RPI 101-150	RPI 150+				
10- 8	0- 1	0- 2	OVERALL	0- 1	0- 1	10- 3				
6- 2	0- 0	0- 1	HOME	0- 0	0- 0	6- 1				
3- 5	0- 0	0- 1	AWAY	0- 0	0- 1	3- 0				
1- 1	0- 1	0- 0	NEUTRAL	0- 0	0- 0	1- 0				
4- 3	0- 1	0- 0	NON-CONFERENCE	0- 0	0- 1	4- 1				
2- 1	0- 0	0- 0	HOME	0- 0	0- 0	2- 1				
1- 1	0- 0	0- 0	AWAY	0- 0	0- 1	1- 0				
1- 1	0- 1	0- 0	NEUTRAL	0- 0	0- 0	1- 0				
6- 5	0- 0	0- 2	CONFERENCE	0- 1	0- 0	6- 2				
4- 1	0- 0	0- 1	HOME	0- 0	0- 0	4- 0				
2- 4	0- 0	0- 1	AWAY	0- 1	0- 0	2- 2				
0- 0	0- 0	0- 0	NEUTRAL	0- 0	0- 0	0- 0				

RPI 1-25				RPI 26-50				RPI 51-100				RPI 101+ Team's RPI: 191			
RPI	S	Opponent	Score	RPI	S	Opponent	Score	RPI	S	Opponent	Score	RPI	S	Opponent	Score
2	N	Notre Dame	51 91	48	A	Little Rock	60 64	73	A	UT Arlington	66 79	117	A	Southern Miss.	49 71
				48	H	Little Rock	64 82					159	H	Louisiana Tech	80 72
												164	H	Houston	64 69
												184	A	Texas St.	40 62
												259	A	Ga. Southern	60 63
												259	H	Ga. Southern	79 52
												265	A	McNeese	77 70
												280	A	Georgia St.	70 64
												280	H	Georgia St.	72 65
												285	N	Southeast Mo. St.	82 78
												324	A	Arkansas St.	80 72
												324	H	Arkansas St.	72 60
												332	H	La.-Monroe	67 57
												334	H	Southeastern La.	86 77
LAST 12 Division I GAMES:															
280	A	Georgia St.	70 64	259	H	Ga. Southern	79 52								
259	A	Ga. Southern	60 63	280	H	Georgia St.	72 65								
48	H	Little Rock	64 82	332	H	La.-Monroe	67 57								
324	H	Arkansas St.	72 60	324	A	Arkansas St.	80 72								
184	A	Texas St.	40 62	48	A	Little Rock	60 64								
73	A	UT Arlington	66 79	159	H	Louisiana Tech	80 72								

Non-Div I Games: Xavier (LA) 74 55 Southern-N.O. 87 57

Louisiana

Loss, Non-Conf, S Site, H Home A Away N Neutral

Average RPI Win:	217	WON-LOST	WINNING	LAST 10	STRENGTH OF	OPP. STRENGTH	TEAM	ADJ.	CONF.	ADJ CONF.
Average RPI Loss:	125	RECORD	PCT. RANK	GAMES	SCHEDULE	OF SCHEDULE	RPI	RPI	RPI	RPI
DIV. I ONLY	10- 11	193	5- 5	125	169	159	159	14	14	
DIV. I NON-CONF.	4- 6	209	0- 1	184	209	209	209	16	16	
TOTALS	RPI 1-25	RPI 26-50	W-L RECORDS	RPI 51-100	RPI 101-150	RPI 150+				
10- 11	0- 1	0- 1	OVERALL	1- 2	1- 4	8- 3				
5- 5	0- 1	0- 1	HOME	1- 1	1- 2	3- 0				
5- 6	0- 0	0- 0	AWAY	0- 1	0- 2	5- 3				
0- 0	0- 0	0- 0	NEUTRAL	0- 0	0- 0	0- 0				
4- 6	0- 1	0- 1	NON-CONFERENCE	0- 0	0- 2	4- 2				
2- 3	0- 1	0- 1	HOME	0- 0	0- 1	2- 0				
2- 3	0- 0	0- 0	AWAY	0- 0	0- 1	2- 2				
0- 0	0- 0	0- 0	NEUTRAL	0- 0	0- 0	0- 0				
6- 5	0- 0	0- 0	CONFERENCE	1- 2	1- 2	4- 1				
3- 2	0- 0	0- 0	HOME	1- 1	1- 1	1- 0				
3- 3	0- 0	0- 0	AWAY	0- 1	0- 1	3- 1				
0- 0	0- 0	0- 0	NEUTRAL	0- 0	0- 0	0- 0				

RPI 1-25				RPI 26-50				RPI 51-100				RPI 101+ Team's RPI: 159			
RPI	S	Opponent	Score	RPI	S	Opponent	Score	RPI	S	Opponent	Score	RPI	S	Opponent	Score
25	H	Auburn	66 76	26	H	LSU	73 77	81	A	Western Ky.	58 67	110	H	SFA	58 60
								88	H	Charlotte	80 54	112	A	Clemson	67 78
								93	H	Middle Tenn.	65 79	117	H	Southern Miss.	72 61
												133	H	Old Dominion	64 69
												146	A	UTSA	61 63
												169	A	Memphis	54 56
												176	A	Rice	70 67
												191	A	Louisiana	72 80
												199	A	North Texas	72 65
												202	H	UAB	64 63
												230	H	Grambling	69 55
												249	A	Marshall	72 54
												265	A	McNeese	66 56
												287	A	UTEP	62 69
												307	H	Nicholls St.	68 52
												332	A	La.-Monroe	73 53
LAST 12 Division I GAMES:															
249	A	Marshall	72 54	133	H	Old Dominion	64 69								
81	A	Western Ky.	58 67	88	H	Charlotte	80 54								
93	H	Middle Tenn.	65 79	146	A	UTSA	61 63								
202	H	UAB	64 63	287	A	UTEP	62 69								
199	A	North Texas	72 65	117	H	Southern Miss.	72 61								
176	A	Rice	70 67	191	A	Louisiana	72 80								

Non-Div I Games: LSU-Alexandria 103 63

Louisiana Tech

■ Loss,
 ■ Non-Conf, S Site,
 ■ Home
 ■ Away
 N Neutral

Louisville

Through Games Of Feb. 7, 2017

Average RPI Win:	120	WON-LOST	WINNING	LAST 10	STRENGTH OF	OPP. STRENGTH	TEAM	ADJ.	CONF.	ADJ CONF.
Average RPI Loss:	12	RECORD	PCT. RANK	GAMES	SCHEDULE	OF SCHEDULE	RPI	RPI	RPI	RPI
DIV. I ONLY	20- 6	33	7- 3	9	19	13	13	3	3	
DIV. I NON-CONF.	13- 2	22	1- 0	35	31	13	13	4	4	
TOTALS	RPI 1-25	RPI 26-50	W-L RECORDS	RPI 51-100	RPI 101-150	RPI 150+				
20- 6	2- 5	4- 1	OVERALL	5- 0	4- 0	5- 0				
13- 2	2- 1	3- 1	HOME	3- 0	1- 0	4- 0				
7- 3	0- 3	1- 0	AWAY	2- 0	3- 0	1- 0				
0- 1	0- 1	0- 0	NEUTRAL	0- 0	0- 0	0- 0				
13- 2	1- 2	2- 0	NON-CONFERENCE	4- 0	1- 0	5- 0				
9- 1	1- 1	1- 0	HOME	3- 0	0- 0	4- 0				
4- 0	0- 0	1- 0	AWAY	1- 0	1- 0	1- 0				
0- 1	0- 1	0- 0	NEUTRAL	0- 0	0- 0	0- 0				
7- 4	1- 3	2- 1	CONFERENCE	1- 0	3- 0	0- 0				
4- 1	1- 0	2- 1	HOME	0- 0	1- 0	0- 0				
3- 3	0- 3	0- 0	AWAY	1- 0	2- 0	0- 0				
0- 0	0- 0	0- 0	NEUTRAL	0- 0	0- 0	0- 0				

RPI	S	Opponent	Score	RPI	S	Opponent	Score	RPI	S	Opponent	Score	RPI	S	Opponent	Score
2	A	Notre Dame	66 85	29	A	South Fla.	66 52	68	A	Virginia	86 81	109	A	Vanderbilt	78 66
3	N	South Carolina	59 83	34	H	Syracuse	91 76	79	H	Belmont	73 50	112	A	Clemson	60 46
5	A	Florida St.	65 72	36	H	North Carolina St.	70 72	81	H	Western Ky.	68 61	141	A	Pittsburgh	63 48
10	A	Duke	55 58	38	H	South Dakota St.	83 30	93	A	Middle Tenn.	91 72	141	H	Pittsburgh	73 52
17	H	Maryland	72 78	42	H	Georgia Tech	91 51	95	H	Chattanooga	63 47	178	H	Col. of Charleston	86 58
18	H	Kentucky	69 67									261	H	Bowling Green	83 58
19	H	Miami (FL)	63 59									263	A	UT Martin	100 57
												270	H	Evansville	89 47
												322	H	Lafayette	92 48
LAST 12 Division I GAMES:															
2	A	Notre Dame	66 85	19	H	Miami (FL)	63 59								
36	H	North Carolina St.	70 72	5	A	Florida St.	65 72								
141	A	Pittsburgh	63 48	141	H	Pittsburgh	73 52								
112	A	Clemson	60 46	68	A	Virginia	86 81								
29	A	South Fla.	66 52	10	A	Duke	55 58								
42	H	Georgia Tech	91 51	34	H	Syracuse	91 76								

Non-Div I Games:

Louisville

■ Loss,
■ Non-Conf,
■ S Site,
■ H Home
■ A Away
N Neutral

Loyola Chicago

Through Games Of Feb. 7, 2017

Average RPI Win:	324	WON-LOST	WINNING	LAST 10	STRENGTH OF	OPP. STRENGTH	TEAM	ADJ.	CONF.	ADJ CONF.
Average RPI Loss:	144	RECORD	PCT. RANK	GAMES	SCHEDULE	OF SCHEDULE	RPI	RPI	RPI	RPI
DIV. I ONLY	2- 20	341	1- 9	124	187	316	316	16	16	
DIV. I NON-CONF.	1- 10	325	0- 1	32	173	254	254	14	14	
TOTALS	RPI 1-25	RPI 26-50	W-L RECORDS	RPI 51-100	RPI 101-150	RPI 150+				
2- 20	0- 2	0- 1	OVERALL	0- 3	0- 4	2- 10				
2- 7	0- 1	0- 0	HOME	0- 1	0- 0	2- 5				
0- 11	0- 1	0- 1	AWAY	0- 2	0- 2	0- 5				
0- 2	0- 0	0- 0	NEUTRAL	0- 0	0- 2	0- 0				
1- 10	0- 2	0- 0	NON-CONFERENCE	0- 2	0- 4	1- 2				
1- 3	0- 1	0- 0	HOME	0- 1	0- 0	1- 1				
0- 5	0- 1	0- 0	AWAY	0- 1	0- 2	0- 1				
0- 2	0- 0	0- 0	NEUTRAL	0- 0	0- 2	0- 0				
1- 10	0- 0	0- 1	CONFERENCE	0- 1	0- 0	1- 8				
1- 4	0- 0	0- 0	HOME	0- 0	0- 0	1- 4				
0- 6	0- 0	0- 1	AWAY	0- 1	0- 0	0- 4				
0- 0	0- 0	0- 0	NEUTRAL	0- 0	0- 0	0- 0				

RPI S	Opponent	Score	RPI S	Opponent	Score	RPI S	Opponent	Score	RPI S	Opponent	Score	Team's RPI: 316
16	H DePaul	46 107	32	A Drake	46 89	57	A UNI	30 68	105	N Troy	67 91	
19	A Miami (FL)	43 81				77	H Northern Ill.	70 90	112	N Clemson	40 61	
						83	A Central Mich.	57 95	130	A Lamar University	50 76	
									141	A Pittsburgh	35 59	
									152	H Missouri St.	32 60	
									162	A Western Mich.	53 65	
									172	H Milwaukee	46 73	
									183	A Southern Ill.	57 73	
									193	H Wichita St.	64 83	
									200	H Indiana St.	38 48	
									227	A Bradley	45 72	
									227	H Bradley	53 60	
									270	A Evansville	36 67	
									319	A Illinois St.	51 63	
									319	H Illinois St.	64 61	
									329	H Chicago St.	59 54	
LAST 12 Division I GAMES:												
319	A Illinois St.	51 63	200	H Indiana St.	38 48							
227	A Bradley	45 72	227	H Bradley	53 60							
193	H Wichita St.	64 83	319	H Illinois St.	64 61							
152	H Missouri St.	32 60	270	A Evansville	36 67							
57	A UNI	30 68	183	A Southern Ill.	57 73							
32	A Drake	46 89	130	A Lamar University	50 76							

Non-Div I Games:

Loyola Chicago

■ Loss,
 ■ Non-Conf, S Site,
 ■ Home
 ■ Away
 N Neutral

Average RPI Win:	280	WON-LOST	WINNING	LAST 10	STRENGTH OF	OPP. STRENGTH	TEAM	ADJ.	CONF.	ADJ CONF.
Average RPI Loss:	142	RECORD	PCT. RANK	GAMES	SCHEDULE	OF SCHEDULE	RPI	RPI	RPI	RPI
DIV. I ONLY	9- 13	221	5- 5	216	246	242	242	23	23	
DIV. I NON-CONF.	4- 7	224	0- 1	151	205	219	219	25	25	
TOTALS	RPI 1-25	RPI 26-50	W-L RECORDS	RPI 51-100	RPI 101-150	RPI 150+				
9- 13	0- 1	0- 0	OVERALL	0- 3	0- 4	9- 5				
7- 5	0- 1	0- 0	HOME	0- 1	0- 2	7- 1				
2- 8	0- 0	0- 0	AWAY	0- 2	0- 2	2- 4				
0- 0	0- 0	0- 0	NEUTRAL	0- 0	0- 0	0- 0				
4- 7	0- 1	0- 0	NON-CONFERENCE	0- 2	0- 3	4- 1				
3- 3	0- 1	0- 0	HOME	0- 0	0- 2	3- 0				
1- 4	0- 0	0- 0	AWAY	0- 2	0- 1	1- 1				
0- 0	0- 0	0- 0	NEUTRAL	0- 0	0- 0	0- 0				
5- 6	0- 0	0- 0	CONFERENCE	0- 1	0- 1	5- 4				
4- 2	0- 0	0- 0	HOME	0- 1	0- 0	4- 1				
1- 4	0- 0	0- 0	AWAY	0- 0	0- 1	1- 3				
0- 0	0- 0	0- 0	NEUTRAL	0- 0	0- 0	0- 0				

RPI 1-25				RPI 26-50				RPI 51-100				RPI 101+ Team's RPI: 242			
RPI	S	Opponent	Score	RPI	S	Opponent	Score	RPI	S	Opponent	Score	RPI	S	Opponent	Score
17	H	Maryland	60 79					54	A	George Washington	64 74	114	H	Delaware	45 47
								58	H	Bucknell	66 72	122	A	Navy	51 77
								92	A	Cornell	50 58	141	A	Pittsburgh	44 74
												142	H	Columbia	53 65
												170	A	Army West Point	48 67
												170	H	Army West Point	71 62
												175	H	American	45 60
												180	A	Fairfield	57 58
												229	A	UMBC	70 65
												231	H	Colgate	87 77
												275	A	Boston U.	58 61
												294	H	Lipscomb	74 30
												312	A	Lehigh	69 86
												312	H	Lehigh	62 58
												318	H	Mt. St. Mary's	58 53
												321	H	St. Francis Brooklyn	69 60
												322	A	Lafayette	60 55
												322	H	Lafayette	75 47
LAST 12 Division I GAMES:															
170	A	Army West Point	48 67	122	A	Navy	51 77								
312	A	Lehigh	69 86	170	H	Army West Point	71 62								
322	H	Lafayette	75 47	312	H	Lehigh	62 58								
231	H	Colgate	87 77	322	A	Lafayette	60 55								
58	H	Bucknell	66 72	175	H	American	45 60								
275	A	Boston U.	58 61	54	A	George Washington	64 74								

Non-Div I Games:

Loyola Maryland

■ Loss,
 ■ Non-Conf,
 ■ S Site,
 ■ H Home
 ■ A Away
 N Neutral

Average RPI Win:	239	WON-LOST	WINNING	LAST 10	STRENGTH OF	OPP. STRENGTH	TEAM	ADJ.	CONF.	ADJ CONF.
Average RPI Loss:	117	RECORD	PCT. RANK	GAMES	SCHEDULE	OF SCHEDULE	RPI	RPI	RPI	RPI
DIV. I ONLY	11- 12	185	6- 4	218	154	210	210	15	15	
DIV. I NON-CONF.	5- 6	186	0- 0	229	210	212	212	13	13	
TOTALS	RPI 1-25	RPI 26-50	W-L RECORDS	RPI 51-100	RPI 101-150	RPI 150+				
11- 12	0- 0	0- 0	OVERALL	1- 5	0- 4	10- 3				
7- 6	0- 0	0- 0	HOME	1- 2	0- 3	6- 1				
4- 6	0- 0	0- 0	AWAY	0- 1	0- 0	4- 1				
0- 0	0- 0	0- 0	NEUTRAL	0- 0	0- 0	0- 0				
5- 6	0- 0	0- 0	NON-CONFERENCE	0- 3	0- 2	5- 1				
2- 4	0- 0	0- 0	HOME	0- 1	0- 2	2- 1				
3- 2	0- 0	0- 0	AWAY	0- 2	0- 0	3- 0				
0- 0	0- 0	0- 0	NEUTRAL	0- 0	0- 0	0- 0				
6- 6	0- 0	0- 0	CONFERENCE	1- 2	0- 2	5- 2				
5- 2	0- 0	0- 0	HOME	1- 1	0- 1	4- 0				
1- 4	0- 0	0- 0	AWAY	0- 1	0- 1	1- 2				
0- 0	0- 0	0- 0	NEUTRAL	0- 0	0- 0	0- 0				

RPI S	Opponent	Score	RPI S	Opponent	Score	RPI S	Opponent	Score	RPI S	Opponent	Score	Team's RPI: 210
						55	A Oklahoma St.	58 66	101	H Long Beach St.	78 81	
						56	A Washington St.	45 92	121	H Saint Louis	76 90	
						78	H Gonzaga	56 80	126	A St. Mary's (CA)	59 74	
						79	H Belmont	72 79	149	H San Francisco	72 79	
						99	A BYU	59 76	158	A Santa Clara	64 71	
						99	H BYU	77 74	158	H Santa Clara	61 50	
									165	H UC Riverside	72 75	
									209	A Pacific	65 52	
									215	A Seattle U	62 59	
									217	A San Diego	58 61	
									217	H San Diego	63 55	
									234	A San Diego St.	60 53	
									246	H UC Santa Barbara	57 55	
									274	H Portland	69 54	
									308	H Pepperdine	72 60	
									327	H UC Irvine	58 39	
									338	A Cal St. Fullerton	77 62	
LAST 12 Division I GAMES:												
			149	H San Francisco	72 79	274	H Portland	69 54				
			217	H San Diego	63 55	78	H Gonzaga	56 80				
			99	H BYU	77 74	158	A Santa Clara	64 71				
			209	A Pacific	65 52	308	H Pepperdine	72 60				
			158	H Santa Clara	61 50	99	A BYU	59 76				
			217	A San Diego	58 61	126	A St. Mary's (CA)	59 74				

Non-Div I Games:

Loyola Marymount

■ Loss,
■ Non-Conf,
■ S Site,
■ H Home
■ A Away
N Neutral

Average RPI Win:	209	WON-LOST	WINNING	LAST 10	STRENGTH OF	OPP. STRENGTH	TEAM	ADJ.	CONF.	ADJ CONF.
Average RPI Loss:	123	RECORD	PCT. RANK	GAMES	SCHEDULE	OF SCHEDULE	RPI	RPI	RPI	RPI
DIV. I ONLY	13- 13	169	6- 4	112	121	119	119	22	22	
DIV. I NON-CONF.	7- 8	181	0- 1	61	34	97	97	22	22	
TOTALS	RPI 1-25	RPI 26-50	W-L RECORDS	RPI 51-100	RPI 101-150	RPI 150+				
13- 13	0- 3	0- 2	OVERALL	2- 1	1- 1	10- 6				
7- 1	0- 1	0- 0	HOME	1- 0	1- 0	5- 0				
3- 11	0- 2	0- 2	AWAY	0- 1	0- 1	3- 5				
3- 1	0- 0	0- 0	NEUTRAL	1- 0	0- 0	2- 1				
7- 8	0- 3	0- 2	NON-CONFERENCE	2- 0	0- 1	5- 2				
3- 1	0- 1	0- 0	HOME	1- 0	0- 0	2- 0				
1- 6	0- 2	0- 2	AWAY	0- 0	0- 1	1- 1				
3- 1	0- 0	0- 0	NEUTRAL	1- 0	0- 0	2- 1				
6- 5	0- 0	0- 0	CONFERENCE	0- 1	1- 0	5- 4				
4- 0	0- 0	0- 0	HOME	0- 0	1- 0	3- 0				
2- 5	0- 0	0- 0	AWAY	0- 1	0- 0	2- 4				
0- 0	0- 0	0- 0	NEUTRAL	0- 0	0- 0	0- 0				

RPI 1-25				RPI 26-50				RPI 51-100				RPI 101+ Team's RPI: 119			
RPI	S	Opponent	Score	RPI	S	Opponent	Score	RPI	S	Opponent	Score	RPI	S	Opponent	Score
3	A	South Carolina	42 79	35	A	Harvard	62 69	94	H	Purdue	67 47	112	A	Clemson	61 69
4	H	Mississippi St.	43 87	39	A	Tulane	62 77	95	N	Chattanooga	49 39	150	H	Albany (NY)	84 71
19	A	Miami (FL)	51 76					100	A	New Hampshire	44 50	155	N	Hampton	49 58
												168	A	Hartford	66 60
												168	H	Hartford	73 62
												177	A	Boston College	53 64
												185	H	Northeastern	68 49
												187	N	ETSU	61 48
												205	A	Binghamton	52 58
												214	H	Dartmouth	60 55
												229	A	UMBC	62 66
												229	H	UMBC	72 40
												252	A	Stony Brook	41 55
												272	A	Vermont	52 55
												272	H	Vermont	59 43
												300	A	Bryant	77 52
												311	N	Saint Peter's	59 43
												339	A	UMass Lowell	65 44
LAST 12 Division I GAMES:															
168	A	Hartford	66 60	168	H	Hartford	73 62								
229	A	UMBC	62 66	252	A	Stony Brook	41 55								
272	H	Vermont	59 43	339	A	UMass Lowell	65 44								
205	A	Binghamton	52 58	229	H	UMBC	72 40								
150	H	Albany (NY)	84 71	272	A	Vermont	52 55								
100	A	New Hampshire	44 50	177	A	Boston College	53 64								

Non-Div I Games:

Maine

■ Loss,
 ■ Non-Conf,
 ■ S Site,
 ■ Home
 ■ A Away
 N Neutral

Average RPI Win: 250	WON-LOST	WINNING	LAST 10	STRENGTH OF	OPP. STRENGTH	TEAM	ADJ.	CONF.	ADJ CONF.
Average RPI Loss: 158	RECORD	PCT. RANK	GAMES	SCHEDULE	OF SCHEDULE	RPI	RPI	RPI	RPI
DIV. I ONLY	7- 16	276	2- 8	204	237	267	267	17	17
DIV. I NON-CONF.	4- 5	198	0- 0	65	297	144	144	17	17
TOTALS	RPI 1-25	RPI 26-50	W-L RECORDS	RPI 51-100	RPI 101-150	RPI 150+			
7- 16	0- 0	0- 1	OVERALL	0- 3	0- 5	7- 7			
4- 7	0- 0	0- 0	HOME	0- 1	0- 2	4- 4			
3- 9	0- 0	0- 1	AWAY	0- 0	0- 1	3- 0			
0- 0	0- 0	0- 0	NEUTRAL	0- 0	0- 0	0- 0			
4- 5	0- 0	0- 0	NON-CONFERENCE	0- 3	0- 1	4- 1			
2- 2	0- 0	0- 0	HOME	0- 1	0- 0	2- 1			
2- 3	0- 0	0- 0	AWAY	0- 2	0- 1	2- 0			
0- 0	0- 0	0- 0	NEUTRAL	0- 0	0- 0	0- 0			
3- 11	0- 0	0- 1	CONFERENCE	0- 0	0- 4	3- 6			
2- 5	0- 0	0- 0	HOME	0- 0	0- 2	2- 3			
1- 6	0- 0	0- 1	AWAY	0- 0	0- 2	1- 3			
0- 0	0- 0	0- 0	NEUTRAL	0- 0	0- 0	0- 0			

RPI S	Opponent	Score	RPI S	Opponent	Score	RPI S	Opponent	Score	RPI S	Opponent	Score	Team's RPI: 267
			49 Quinnipiac	38 81		58 Bucknell	64 69		115 Fordham	60 63		
						69 Buffalo	39 73		127 Rider	64 73		
						100 New Hampshire	42 59		127 Rider	36 53		
									148 Iona	53 70		
									148 Iona	62 76		
									151 Yale	63 57		
									156 Brown	58 57		
									180 Fairfield	56 71		
									198 Siena	68 66		
									219 Niagara	42 65		
									219 Niagara	59 62		
									232 Marist	47 62		
									245 Canisius	48 58		
									245 Canisius	57 62		
									252 Stony Brook	50 55		
									304 Holy Cross	60 56		
									311 Saint Peter's	69 65		
									311 Saint Peter's	57 44		
									321 St. Francis Brooklyn	55 52		
LAST 12 Division I GAMES:												
219 Niagara	42 65		219 Niagara	59 62								
245 Canisius	48 58		49 Quinnipiac	38 81								
311 Saint Peter's	57 44		180 Fairfield	56 71								
127 Rider	64 73		127 Rider	36 53								
311 Saint Peter's	69 65		245 Canisius	57 62								
148 Iona	62 76		198 Siena	68 66								

Non-Div I Games:

Manhattan

Average RPI Win: 234	WON-LOST	WINNING	LAST 10	STRENGTH OF	OPP. STRENGTH	TEAM	ADJ.	CONF.	ADJ CONF.
Average RPI Loss: 180	RECORD	PCT. RANK	GAMES	SCHEDULE	OF SCHEDULE	RPI	RPI	RPI	RPI
DIV. I ONLY	11- 12	185	6- 4	321	131	232	232	17	17
DIV. I NON-CONF.	3- 7	250	0- 1	321	66	304	304	17	17
TOTALS	RPI 1-25	RPI 26-50	W-L RECORDS	RPI 51-100	RPI 101-150	RPI 150+			
11- 12	0- 2	0- 0	OVERALL	0- 0	1- 3	10- 7			
3- 6	0- 1	0- 0	HOME	0- 0	0- 2	3- 3			
7- 4	0- 0	0- 0	AWAY	0- 0	1- 0	6- 4			
1- 2	0- 1	0- 0	NEUTRAL	0- 0	0- 1	1- 0			
3- 7	0- 2	0- 0	NON-CONFERENCE	0- 0	0- 1	3- 4			
1- 2	0- 1	0- 0	HOME	0- 0	0- 0	1- 1			
1- 3	0- 0	0- 0	AWAY	0- 0	0- 0	1- 3			
1- 2	0- 1	0- 0	NEUTRAL	0- 0	0- 1	1- 0			
8- 5	0- 0	0- 0	CONFERENCE	0- 0	1- 2	7- 3			
2- 4	0- 0	0- 0	HOME	0- 0	0- 2	2- 2			
6- 1	0- 0	0- 0	AWAY	0- 0	1- 0	5- 1			
0- 0	0- 0	0- 0	NEUTRAL	0- 0	0- 0	0- 0			

RPI 1-25				RPI 26-50				RPI 51-100				RPI 101+ Team's RPI: 232			
RPI	S	Opponent	Score	RPI	S	Opponent	Score	RPI	S	Opponent	Score	RPI	S	Opponent	Score
22	H	Creighton	50 72									127	H	Rider	56 69
25	N	Auburn	51 52									134	N	East Carolina	68 70
												148	A	Iona	68 62
												148	H	Iona	37 48
												180	H	Fairfield	71 55
												181	H	Seton Hall	63 76
												182	A	Hofstra	42 62
												198	A	Siena	70 59
												198	H	Siena	68 69
												214	A	Dartmouth	66 61
												219	A	Niagara	60 58
												225	A	Monmouth	69 79
												245	A	Canisius	85 74
												245	H	Canisius	67 60
												267	A	Manhattan	62 47
												275	H	Boston U.	76 57
												277	N	N.C. A&T	69 64
												299	A	Rhode Island	61 82
												304	A	Holy Cross	46 50
												311	A	Saint Peter's	66 58
												311	H	Saint Peter's	69 73
LAST 12 Division I GAMES:															
311	A	Saint Peter's	66 58	127	H	Rider	56 69								
198	A	Siena	70 59	219	A	Niagara	60 58								
245	H	Canisius	67 60	245	A	Canisius	85 74								
148	H	Iona	37 48	225	A	Monmouth	69 79								
198	H	Siena	68 69	180	H	Fairfield	71 55								
148	A	Iona	68 62	22	H	Creighton	50 72								

Non-Div I Games:

Marist

■ Loss,
 ■ Non-Conf,
 S Site,
 ■ Home
 ■ Away
 N Neutral

Average RPI Win:	146	WON-LOST	WINNING	LAST 10	STRENGTH OF	OPP. STRENGTH	TEAM	ADJ.	CONF.	ADJ CONF.
Average RPI Loss:	77	RECORD	PCT. RANK	GAMES	SCHEDULE	OF SCHEDULE	RPI	RPI	RPI	RPI
DIV. I ONLY	17- 7	64	6- 4	64	65	43	43	7	7	
DIV. I NON-CONF.	9- 2	37	0- 0	81	82	45	45	7	7	
TOTALS	RPI 1-25	RPI 26-50	W-L RECORDS	RPI 51-100	RPI 101-150	RPI 150+				
17- 7	3- 2	1- 1	OVERALL	2- 2	1- 0	10- 2				
10- 3	1- 1	0- 1	HOME	1- 1	1- 0	7- 0				
7- 3	2- 1	1- 0	AWAY	1- 1	0- 0	3- 1				
0- 1	0- 0	0- 0	NEUTRAL	0- 0	0- 0	0- 1				
9- 2	2- 0	0- 1	NON-CONFERENCE	1- 0	1- 0	5- 1				
6- 1	1- 0	0- 1	HOME	1- 0	1- 0	3- 0				
3- 0	1- 0	0- 0	AWAY	0- 0	0- 0	2- 0				
0- 1	0- 0	0- 0	NEUTRAL	0- 0	0- 0	0- 1				
8- 5	1- 2	1- 0	CONFERENCE	1- 2	0- 0	5- 1				
4- 2	0- 1	0- 0	HOME	0- 1	0- 0	4- 0				
4- 3	1- 1	1- 0	AWAY	1- 1	0- 0	1- 1				
0- 0	0- 0	0- 0	NEUTRAL	0- 0	0- 0	0- 0				

RPI 1-25				RPI 26-50				Team's RPI: 43	RPI 51-100				RPI 101+			
RPI	S	Opponent	Score	RPI	S	Opponent	Score		RPI	S	Opponent	Score	RPI	S	Opponent	Score
6	A	Oregon St.	74 73	33	H	Green Bay	63 78		66	A	St. John's (NY)	64 70	145	H	New Mexico	62 52
16	A	DePaul	102 101	47	A	Georgetown	84 77		66	H	St. John's (NY)	72 82	158	N	Santa Clara	62 65
22	A	Creighton	77 80						67	A	Villanova	77 71	171	A	Providence	64 66
22	H	Creighton	63 83						91	H	Western Ill.	77 61	171	H	Providence	79 74
24	H	Arizona St.	75 63										172	H	Milwaukee	85 74
													173	H	Xavier	85 61
													181	A	Seton Hall	83 77
													181	H	Seton Hall	103 60
													204	A	Wisconsin	81 75
													209	A	Pacific	89 75
													213	H	Saint Francis (PA)	104 91
													238	H	Butler	91 53
													336	H	Longwood	87 37
LAST 12 Division I GAMES:																
				66	H	St. John's (NY)	72 82		173	H	Xavier	85 61				
				181	H	Seton Hall	103 60		181	A	Seton Hall	83 77				
				22	A	Creighton	77 80		66	A	St. John's (NY)	64 70				
				171	A	Providence	64 66		171	H	Providence	79 74				
				16	A	DePaul	102 101		22	H	Creighton	63 83				
				238	H	Butler	91 53		47	A	Georgetown	84 77				

Non-Div I Games:

Marquette

Average RPI Win:	275	WON-LOST	WINNING	LAST 10	STRENGTH OF	OPP. STRENGTH	TEAM	ADJ.	CONF.	ADJ CONF.
Average RPI Loss:	141	RECORD	PCT. RANK	GAMES	SCHEDULE	OF SCHEDULE	RPI	RPI	RPI	RPI
DIV. I ONLY	10- 10	169	3- 7	312	192	249	249	14	14	
DIV. I NON-CONF.	6- 3	97	0- 0	348	292	246	246	16	16	
TOTALS	RPI 1-25	RPI 26-50	W-L RECORDS	RPI 51-100	RPI 101-150	RPI 150+				
10- 10	0- 0	0- 0	OVERALL	0- 5	1- 2	9- 3				
7- 3	0- 0	0- 0	HOME	0- 1	0- 1	7- 1				
2- 6	0- 0	0- 0	AWAY	0- 4	1- 1	1- 1				
1- 1	0- 0	0- 0	NEUTRAL	0- 0	0- 0	1- 1				
6- 3	0- 0	0- 0	NON-CONFERENCE	0- 2	0- 0	6- 1				
4- 0	0- 0	0- 0	HOME	0- 0	0- 0	4- 0				
1- 2	0- 0	0- 0	AWAY	0- 2	0- 0	1- 0				
1- 1	0- 0	0- 0	NEUTRAL	0- 0	0- 0	1- 1				
4- 7	0- 0	0- 0	CONFERENCE	0- 3	1- 2	3- 2				
3- 3	0- 0	0- 0	HOME	0- 1	0- 1	3- 1				
1- 4	0- 0	0- 0	AWAY	0- 2	1- 1	0- 1				
0- 0	0- 0	0- 0	NEUTRAL	0- 0	0- 0	0- 0				

RPI 1-25				RPI 26-50				RPI 51-100				RPI 101+				Team's RPI: 249	
RPI	S	Opponent	Score	RPI	S	Opponent	Score	RPI	S	Opponent	Score	RPI	S	Opponent	Score		
								81	A	Western Ky.	57	73	117	H	Southern Miss.	78	82
								84	A	Penn St.	80	82	133	A	Old Dominion	69	73
								85	A	North Carolina	53	75	146	A	UTSA	88	81
								88	A	Charlotte	77	93	159	H	Louisiana Tech	54	72
								93	H	Middle Tenn.	63	72	192	A	Illinois	55	53
													202	H	UAB	61	58
													240	H	Coastal Caro.	84	66
													271	H	FIU	70	52
													284	N	Prairie View	68	78
													287	A	UTEP	74	84
													330	H	Fla. Atlantic	76	53
													336	H	Longwood	70	50
													341	H	Florida A&M	77	67
													343	N	Sam Houston St.	73	50
													347	H	Morgan St.	62	43
LAST 12 Division I GAMES:																	
				159	H	Louisiana Tech	54	72	93	H	Middle Tenn.	63	72				
				117	H	Southern Miss.	78	82	88	A	Charlotte	77	93				
				287	A	UTEP	74	84	133	A	Old Dominion	69	73				
				146	A	UTSA	88	81	330	H	Fla. Atlantic	76	53				
				81	A	Western Ky.	57	73	271	H	FIU	70	52				
				202	H	UAB	61	58	336	H	Longwood	70	50				

Non-Div I Games: Me.-Fort Kent 136 62 Bluefield Col. 77 35

Marshall

Loss, Non-Conf, S Site, H Home A Away N Neutral

Maryland

Through Games Of Feb. 7, 2017

Average RPI Win:	143	WON-LOST	WINNING	LAST 10	STRENGTH OF	OPP. STRENGTH	TEAM	ADJ.	CONF.	ADJ CONF.
Average RPI Loss:	1	RECORD	PCT. RANK	GAMES	SCHEDULE	OF SCHEDULE	RPI	RPI	RPI	RPI
DIV. I ONLY	23- 1	2	10- 0	120	27	17	17	6	6	
DIV. I NON-CONF.	12- 1	7	0- 1	211	40	48	48	6	6	
TOTALS	RPI 1-25	RPI 26-50	W-L RECORDS	RPI 51-100	RPI 101-150	RPI 150+				
23- 1	2- 1	3- 0	OVERALL	6- 0	1- 0	11- 0				
11- 1	0- 1	2- 0	HOME	2- 0	0- 0	7- 0				
10- 0	1- 0	1- 0	AWAY	3- 0	1- 0	4- 0				
2- 0	1- 0	0- 0	NEUTRAL	1- 0	0- 0	0- 0				
12- 1	2- 1	0- 0	NON-CONFERENCE	1- 0	1- 0	8- 0				
6- 1	0- 1	0- 0	HOME	0- 0	0- 0	6- 0				
4- 0	1- 0	0- 0	AWAY	0- 0	1- 0	2- 0				
2- 0	1- 0	0- 0	NEUTRAL	1- 0	0- 0	0- 0				
11- 0	0- 0	3- 0	CONFERENCE	5- 0	0- 0	3- 0				
5- 0	0- 0	2- 0	HOME	2- 0	0- 0	1- 0				
6- 0	0- 0	1- 0	AWAY	3- 0	0- 0	2- 0				
0- 0	0- 0	0- 0	NEUTRAL	0- 0	0- 0	0- 0				

RPI 1-25				Team's RPI: 17		RPI 26-50				RPI 51-100				RPI 101+							
RPI	S	Opponent	Score		RPI	S	Opponent	Score		RPI	S	Opponent	Score		RPI	S	Opponent	Score			
1	H	UConn	81	87	28	H	Michigan	83	70	51	H	Northwestern	96	65	107	A	Duquesne	77	57		
13	A	Louisville	78	72	50	A	Iowa	98	82	52	A	Indiana	92	56	166	H	Towson	97	63		
24	N	Arizona St.	83	42	50	H	Iowa	100	81	53	A	Minnesota	83	72	179	A	Nebraska	93	49		
												56	N	Washington St.	79	69	189	H	Rutgers	80	71
												84	H	Penn St.	89	83	192	A	Illinois	94	49
												94	A	Purdue	85	70	219	A	Niagara	96	64
																229	H	UMBC	92	42	
																241	H	UMES	106	61	
																242	A	Loyola Maryland	79	60	
																311	H	Saint Peter's	101	49	
																318	H	Mt. St. Mary's	106	42	
																339	H	UMass Lowell	100	44	
LAST 12 Division I GAMES:																					

Non-Div I Games:

Maryland

Loss, Non-Conf, S Site, H Home A Away N Neutral

Massachusetts

Through Games Of Feb. 7, 2017

Average RPI Win:	276	WON-LOST	WINNING	LAST 10	STRENGTH OF	OPP. STRENGTH	TEAM	ADJ.	CONF.	ADJ CONF.
Average RPI Loss:	149	RECORD	PCT. RANK	GAMES	SCHEDULE	OF SCHEDULE	RPI	RPI	RPI	RPI
DIV. I ONLY	8- 16	263	1- 5	289	135	298	298	12	12	
DIV. I NON-CONF.	5- 7	205	1- 0	315	236	274	274	12	12	
TOTALS	RPI 1-25	RPI 26-50	W-L RECORDS	RPI 51-100	RPI 101-150	RPI 150+				
8- 16	0- 0	0- 1	OVERALL	0- 4	1- 3	7- 8				
6- 5	0- 0	0- 0	HOME	0- 1	1- 1	5- 3				
1- 10	0- 0	0- 0	AWAY	0- 0	0- 1	1- 2				
1- 1	0- 0	0- 0	NEUTRAL	0- 1	0- 0	1- 0				
5- 7	0- 0	0- 1	NON-CONFERENCE	0- 2	0- 0	5- 4				
4- 0	0- 0	0- 0	HOME	0- 0	0- 0	4- 0				
0- 6	0- 0	0- 1	AWAY	0- 1	0- 0	0- 4				
1- 1	0- 0	0- 0	NEUTRAL	0- 1	0- 0	1- 0				
3- 9	0- 0	0- 0	CONFERENCE	0- 2	1- 3	2- 4				
2- 5	0- 0	0- 0	HOME	0- 1	1- 1	1- 3				
1- 4	0- 0	0- 0	AWAY	0- 1	0- 2	1- 1				
0- 0	0- 0	0- 0	NEUTRAL	0- 0	0- 0	0- 0				

RPI S	Opponent	Score	RPI S	Opponent	Score	RPI S	Opponent	Score	RPI S	Opponent	Score	Team's RPI: 298
50	A Iowa	30 71	54	H George Washington	54 60	107	H Duquesne	75 67				
			61	A Dayton	65 77	111	A Saint Joseph's	50 81				
			69	A Buffalo	47 61	121	H Saint Louis	60 81				
			72	N Drexel	47 65	123	A VCU	52 55				
						157	H George Mason	55 66				
						161	A La Salle	64 68				
						168	A Hartford	56 75				
						182	A Hofstra	55 71				
						224	H St. Bonaventure	38 55				
						271	A FIU	57 58				
						275	A Boston U.	60 64				
						279	A Davidson	61 60				
						279	H Davidson	59 63				
						282	H North Dakota St.	70 58				
						299	H Rhode Island	68 67				
						300	H Bryant	68 62				
						304	H Holy Cross	69 66				
						305	H Central Conn. St.	76 37				
						328	N Montana	59 58				
LAST 12 Division I GAMES:												
328	N Montana	59 58	224	H St. Bonaventure	38 55							
279	H Davidson	59 63	107	H Duquesne	75 67							
121	H Saint Louis	60 81	279	A Davidson	61 60							
123	A VCU	52 55	111	A Saint Joseph's	50 81							
161	A La Salle	64 68	299	H Rhode Island	68 67							
54	H George Washington	54 60	61	A Dayton	65 77							

Non-Div I Games: Merrimack 73 44

Massachusetts

Loss, Non-Conf, S Site, H Home A Away N Neutral

Average RPI Win:	325	WON-LOST	WINNING	LAST 10	STRENGTH OF	OPP. STRENGTH	TEAM	ADJ.	CONF.	ADJ CONF.
Average RPI Loss:	131	RECORD	PCT. RANK	GAMES	SCHEDULE	OF SCHEDULE	RPI	RPI	RPI	RPI
DIV. I ONLY	6- 12	263	4- 6	217	273	265	265	27	27	
DIV. I NON-CONF.	1- 6	310	0- 1	201	106	297	297	27	27	
TOTALS	RPI 1-25	RPI 26-50	W-L RECORDS	RPI 51-100	RPI 101-150	RPI 150+				
6- 12	0- 0	0- 1	OVERALL	0- 0	0- 8	6- 3				
3- 5	0- 0	0- 0	HOME	0- 0	0- 2	3- 3				
3- 5	0- 0	0- 1	AWAY	0- 0	0- 4	3- 0				
0- 2	0- 0	0- 0	NEUTRAL	0- 0	0- 2	0- 0				
1- 6	0- 0	0- 1	NON-CONFERENCE	0- 0	0- 3	1- 2				
0- 2	0- 0	0- 0	HOME	0- 0	0- 0	0- 2				
1- 2	0- 0	0- 1	AWAY	0- 0	0- 1	1- 0				
0- 2	0- 0	0- 0	NEUTRAL	0- 0	0- 2	0- 0				
5- 6	0- 0	0- 0	CONFERENCE	0- 0	0- 5	5- 1				
3- 3	0- 0	0- 0	HOME	0- 0	0- 2	3- 1				
2- 3	0- 0	0- 0	AWAY	0- 0	0- 3	2- 0				
0- 0	0- 0	0- 0	NEUTRAL	0- 0	0- 0	0- 0				

RPI 1-25				RPI 26-50				RPI 51-100				RPI 101+ Team's RPI: 265			
RPI	S	Opponent	Score	RPI	S	Opponent	Score	RPI	S	Opponent	Score	RPI	S	Opponent	Score
				39	A	Tulane	65 82					110	H	SFA	65 96
												113	A	Central Ark.	52 67
												113	H	Central Ark.	49 72
												116	N	Alabama	63 84
												124	A	TCU	70 74
												130	A	Lamar University	57 79
												135	A	Abilene Christian	65 77
												141	N	Pittsburgh	65 71
												159	H	Louisiana Tech	56 66
												191	H	Louisiana	70 77
												195	H	New Orleans	59 71
												301	A	Northwestern St.	68 63
												301	H	Northwestern St.	68 52
												332	A	La.-Monroe	78 52
												334	A	Southeastern La.	86 83
												337	H	Houston Baptist	68 53
												343	H	Sam Houston St.	79 56
LAST 12 Division I GAMES:															
				130	A	Lamar University	57 79					334	A	Southeastern La.	86 83
				113	H	Central Ark.	49 72					337	H	Houston Baptist	68 53
				135	A	Abilene Christian	65 77					343	H	Sam Houston St.	79 56
				195	H	New Orleans	59 71					110	H	SFA	65 96
				301	H	Northwestern St.	68 52					301	A	Northwestern St.	68 63
				113	A	Central Ark.	52 67					141	N	Pittsburgh	65 71

Non-Div I Games: LSU-Alexandria 100 66 Louisiana Col. 88 47 Southern-N.O. 94 65 Wiley 72 56
McNeese

Loss, Non-Conf, S Site, H Home A Away N Neutral

Average RPI Win:	179	WON-LOST	WINNING	LAST 10	STRENGTH OF	OPP. STRENGTH	TEAM	ADJ.	CONF.	ADJ CONF.
Average RPI Loss:	123	RECORD	PCT. RANK	GAMES	SCHEDULE	OF SCHEDULE	RPI	RPI	RPI	RPI
DIV. I ONLY	11- 12	185	4- 6	121	93	169	169	5	5	
DIV. I NON-CONF.	7- 6	157	2- 0	285	163	223	223	5	5	
TOTALS	RPI 1-25	RPI 26-50	W-L RECORDS	RPI 51-100	RPI 101-150	RPI 150+				
11- 12	0- 2	1- 2	OVERALL	0- 0	3- 3	7- 5				
9- 4	0- 1	1- 1	HOME	0- 0	2- 0	6- 2				
2- 7	0- 1	0- 1	AWAY	0- 0	1- 2	1- 3				
0- 1	0- 0	0- 0	NEUTRAL	0- 0	0- 1	0- 0				
7- 6	0- 0	0- 1	NON-CONFERENCE	0- 0	1- 1	6- 4				
6- 2	0- 0	0- 1	HOME	0- 0	1- 0	5- 1				
1- 3	0- 0	0- 0	AWAY	0- 0	0- 0	1- 3				
0- 1	0- 0	0- 0	NEUTRAL	0- 0	0- 1	0- 0				
4- 6	0- 2	1- 1	CONFERENCE	0- 0	2- 2	1- 1				
3- 2	0- 1	1- 0	HOME	0- 0	1- 0	1- 1				
1- 4	0- 1	0- 1	AWAY	0- 0	1- 2	0- 0				
0- 0	0- 0	0- 0	NEUTRAL	0- 0	0- 0	0- 0				

RPI	S	Opponent	Score	RPI	S	Opponent	Score	RPI	S	Opponent	Score	RPI	S	Opponent	Score	Team's RPI: 169
23	A	Temple	51 66	29	A	South Fla.	49 79					102	A	SMU	44 53	
23	H	Temple	67 73	29	H	South Fla.	62 57					109	H	Vanderbilt	75 59	
				48	H	Little Rock	44 54					120	N	Arkansas	61 91	
												129	A	Tulsa	52 57	
												137	A	UCF	65 62	
												137	H	UCF	65 59	
												152	H	Missouri St.	69 60	
												153	H	Cincinnati	59 66	
												154	H	Kansas	58 68	
												159	H	Louisiana Tech	56 54	
												164	H	Houston	66 65	
												183	A	Southern Ill.	61 69	
												192	A	Illinois	64 54	
												226	A	Samford	42 48	
												285	H	Southeast Mo. St.	65 63	
												290	A	Nevada	67 75	
												301	H	Northwestern St.	54 38	
												307	H	Nicholls St.	73 62	
LAST 12 Division I GAMES:																
29	H	South Fla.	62 57	153	H	Cincinnati	59 66									
102	A	SMU	44 53	137	A	UCF	65 62									
137	H	UCF	65 59	129	A	Tulsa	52 57									
164	H	Houston	66 65	23	H	Temple	67 73									
23	A	Temple	51 66	109	H	Vanderbilt	75 59									
29	A	South Fla.	49 79	307	H	Nicholls St.	73 62									

Non-Div I Games:

Memphis

■ Loss,
■ Non-Conf, S Site,
■ Home
■ Away
N Neutral

Average RPI Win:	247	WON-LOST	WINNING	LAST 10	STRENGTH OF	OPP. STRENGTH	TEAM	ADJ.	CONF.	ADJ CONF.
Average RPI Loss:	67	RECORD	PCT. RANK	GAMES	SCHEDULE	OF SCHEDULE	RPI	RPI	RPI	RPI
DIV. I ONLY	15- 5	39	7- 2	246	142	104	104	18	18	
DIV. I NON-CONF.	8- 3	67	1- 1	300	72	117	117	21	21	
TOTALS	RPI 1-25	RPI 26-50	W-L RECORDS	RPI 51-100	RPI 101-150	RPI 150+				
15- 5	0- 1	0- 1	OVERALL	0- 3	0- 0	15- 0				
7- 2	0- 1	0- 0	HOME	0- 1	0- 0	7- 0				
8- 3	0- 0	0- 1	AWAY	0- 2	0- 0	8- 0				
0- 0	0- 0	0- 0	NEUTRAL	0- 0	0- 0	0- 0				
8- 3	0- 1	0- 1	NON-CONFERENCE	0- 1	0- 0	8- 0				
3- 1	0- 1	0- 0	HOME	0- 0	0- 0	3- 0				
5- 2	0- 0	0- 1	AWAY	0- 1	0- 0	5- 0				
0- 0	0- 0	0- 0	NEUTRAL	0- 0	0- 0	0- 0				
7- 2	0- 0	0- 0	CONFERENCE	0- 2	0- 0	7- 0				
4- 1	0- 0	0- 0	HOME	0- 1	0- 0	4- 0				
3- 1	0- 0	0- 0	AWAY	0- 1	0- 0	3- 0				
0- 0	0- 0	0- 0	NEUTRAL	0- 0	0- 0	0- 0				

RPI 1-25			RPI 26-50			RPI 51-100			RPI 101+ Team's RPI: 104		
RPI	S	Opponent	Score	RPI	S	Opponent	Score	RPI	S	Opponent	Score
5	H	Florida St.	40 83	42	A	Georgia Tech	50 70	95	A	Chattanooga	50 70
								95	H	Chattanooga	56 74
								97	A	Georgia	64 72
								164	A	Houston	64 60
								187	A	ETSU	71 56
								187	H	ETSU	72 55
								192	A	Illinois	51 33
								221	H	Campbell	76 60
								226	H	Samford	59 49
								235	H	Wofford	54 39
								256	A	UNCG	77 64
								257	H	Furman	76 52
								259	A	Ga. Southern	77 56
								279	A	Davidson	67 60
								286	A	Western Caro.	59 57
								295	H	Kennesaw St.	61 46
								326	A	Winthrop	71 48
								330	H	Fla. Atlantic	74 57
LAST 12 Division I GAMES:											
187	A	ETSU	71 56	256	A	UNCG	77 64				
95	A	Chattanooga	50 70	95	H	Chattanooga	56 74				
226	H	Samford	59 49	187	H	ETSU	72 55				
235	H	Wofford	54 39	279	A	Davidson	67 60				
257	H	Furman	76 52	5	H	Florida St.	40 83				
286	A	Western Caro.	59 57	326	A	Winthrop	71 48				

Non-Div I Games: West Ga. 67 36 Paine 93 50 Emmanuel (GA) 84 70

Mercer

Loss, Non-Conf, S Site, H Home A Away N Neutral

Average RPI Win: 136		WON-LOST	WINNING	LAST 10	STRENGTH OF		OPP. STRENGTH	TEAM	ADJ.	CONF.	ADJ CONF.
Average RPI Loss: 13		RECORD	PCT. RANK	GAMES	SCHEDULE		OF SCHEDULE	RPI	RPI	RPI	RPI
DIV. I ONLY		17- 6	44	6- 4	30		16	19	19	3	3
DIV. I NON-CONF.		11- 1	13	1- 0	134		55	19	19	4	4
<hr/>											
TOTALS	RPI 1-25	RPI 26-50		W-L RECORDS		RPI 51-100		RPI 101-150		RPI 150+	
17- 6	0- 5	3- 1		OVERALL		5- 0		4- 0		5- 0	
10- 2	0- 2	1- 0		HOME		3- 0		2- 0		4- 0	
6- 4	0- 3	2- 1		AWAY		2- 0		1- 0		1- 0	
1- 0	0- 0	0- 0		NEUTRAL		0- 0		1- 0		0- 0	
11- 1	0- 1	1- 0		NON-CONFERENCE		3- 0		3- 0		4- 0	
7- 0	0- 0	0- 0		HOME		2- 0		2- 0		3- 0	
3- 1	0- 1	1- 0		AWAY		1- 0		0- 0		1- 0	
1- 0	0- 0	0- 0		NEUTRAL		0- 0		1- 0		0- 0	
6- 5	0- 4	2- 1		CONFERENCE		2- 0		1- 0		1- 0	
3- 2	0- 2	1- 0		HOME		1- 0		0- 0		1- 0	
3- 3	0- 2	1- 1		AWAY		1- 0		1- 0		0- 0	
0- 0	0- 0	0- 0		NEUTRAL		0- 0		0- 0		0- 0	

RPI	S	Opponent	Score	RPI	S	Opponent	Score	RPI	S	Opponent	Score	RPI	S	Opponent	Score
2	H	Notre Dame	55 67	31	A	Ohio St.	94 89	60	A	Wake Forest	79 56	119	H	Maine	76 51
5	A	Florida St.	71 80	34	A	Syracuse	48 81	64	H	Texas Tech	74 56	133	H	Old Dominion	66 56
5	H	Florida St.	66 81	36	A	North Carolina St.	67 64	66	A	St. John's (NY)	62 50	141	A	Pittsburgh	82 50
13	A	Louisville	59 63	45	H	Virginia Tech	82 75	85	H	North Carolina	100 88	150	N	Albany (NY)	77 53
18	A	Kentucky	66 82					88	H	Charlotte	80 46	177	H	Boston College	58 51
												230	H	Grambling	89 61
												271	A	FIU	69 49
												293	H	Coppin St.	75 35
												316	H	Loyola Chicago	81 43
LAST 12 Division I GAMES:															
5	A	Florida St.	71 80	45	H	Virginia Tech	82 75	2	H	Notre Dame	55 67				
60	A	Wake Forest	79 56	36	A	North Carolina St.	67 64	141	A	Pittsburgh	82 50				
177	H	Boston College	58 51	5	H	Florida St.	66 81								
85	H	North Carolina	100 88	119	H	Maine	76 51								
34	A	Syracuse	48 81												
13	A	Louisville	59 63												

Non-Div I Games:

Miami (FL)

■ Loss,
■ Non-Conf, S Site,
■ Home
■ Away
N Neutral

Average RPI Win:	284	WON-LOST	WINNING	LAST 10	STRENGTH OF	OPP. STRENGTH	TEAM	ADJ.	CONF.	ADJ CONF.
Average RPI Loss:	120	RECORD	PCT. RANK	GAMES	SCHEDULE	OF SCHEDULE	RPI	RPI	RPI	RPI
DIV. I ONLY	5- 16	303	1- 9	65	249	218	218	10	10	
DIV. I NON-CONF.	4- 7	224	0- 1	186	339	229	229	11	11	
TOTALS	RPI 1-25	RPI 26-50	W-L RECORDS	RPI 51-100	RPI 101-150	RPI 150+				
5- 16	0- 0	0- 1	OVERALL	0- 6	0- 3	5- 6				
1- 7	0- 0	0- 1	HOME	0- 2	0- 1	1- 3				
2- 7	0- 0	0- 0	AWAY	0- 4	0- 2	2- 1				
2- 2	0- 0	0- 0	NEUTRAL	0- 0	0- 0	2- 2				
4- 7	0- 0	0- 0	NON-CONFERENCE	0- 1	0- 1	4- 5				
0- 3	0- 0	0- 0	HOME	0- 1	0- 0	0- 2				
2- 2	0- 0	0- 0	AWAY	0- 0	0- 1	2- 1				
2- 2	0- 0	0- 0	NEUTRAL	0- 0	0- 0	2- 2				
1- 9	0- 0	0- 1	CONFERENCE	0- 5	0- 2	1- 1				
1- 4	0- 0	0- 1	HOME	0- 1	0- 1	1- 1				
0- 5	0- 0	0- 0	AWAY	0- 4	0- 1	0- 0				
0- 0	0- 0	0- 0	NEUTRAL	0- 0	0- 0	0- 0				

RPI S	Opponent	Score	RPI S	Opponent	Score	RPI S	Opponent	Score	RPI S	Opponent	Score	Team's RPI: 218
			44 H	Ohio	62 79	69 A	Buffalo	45 71	106 A	Kent St.	66 84	
						69 H	Buffalo	51 68	128 H	Ball St.	60 81	
						76 H	IUPUI	53 65	143 A	Wright St.	57 65	
						77 A	Northern Ill.	76 89	153 H	Cincinnati	43 49	
						83 A	Central Mich.	61 80	161 N	La Salle	70 79	
						87 A	Toledo	50 64	162 H	Western Mich.	60 85	
									171 N	Providence	59 75	
									188 A	Morehead St.	43 77	
									200 H	Indiana St.	54 62	
									250 A	Austin Peay	73 58	
									264 A	Northern Ky.	60 50	
									266 H	Eastern Mich.	72 61	
									315 N	Eastern Ky.	65 54	
									323 N	Fort Wayne	69 47	
LAST 12 Division I GAMES:												
128 H	Ball St.	60 81	266 H	Eastern Mich.	72 61							
106 A	Kent St.	66 84	87 A	Toledo	50 64							
44 H	Ohio	62 79	162 H	Western Mich.	60 85							
77 A	Northern Ill.	76 89	69 A	Buffalo	45 71							
83 A	Central Mich.	61 80	143 A	Wright St.	57 65							
69 H	Buffalo	51 68	315 N	Eastern Ky.	65 54							

Non-Div I Games: Cedarville 70 57 Northwood 64 49

Miami (OH)

Loss, Non-Conf, S Site, H Home A Away N Neutral

RPI 1-25				RPI 26-50		Team's RPI: 28		RPI 51-100				RPI 101+			
RPI	S	Opponent	Score	RPI	S	Opponent	Score	RPI	S	Opponent	Score	RPI	S	Opponent	Score
5	N	Florida St.	62 76	31	A	Ohio St.	87 96	51	H	Northwestern	80 54	160	H	Oakland	101 63
11	A	UCLA	64 84	42	A	Georgia Tech	92 52	52	H	Indiana	78 74	162	H	Western Mich.	66 40
17	A	Maryland	70 83	44	H	Ohio	69 46	53	H	Minnesota	84 69	173	A	Xavier	58 61
				50	H	Iowa	72 70	78	N	Gonzaga	78 66	175	H	American	82 33
												179	A	Nebraska	84 51
												189	H	Rutgers	63 50
												192	A	Illinois	86 70
												204	A	Wisconsin	73 56
												219	H	Niagara	107 35
												234	A	San Diego St.	92 57
												255	H	Howard	109 41
												272	H	Vermont	78 56
												326	N	Winthrop	76 39
LAST 12 Division I GAMES:															
				50	H	Iowa	72 70	52	H	Indiana	78 74				
				192	A	Illinois	86 70	31	A	Ohio St.	87 96				
				51	H	Northwestern	80 54	204	A	Wisconsin	73 56				
				179	A	Nebraska	84 51	189	H	Rutgers	63 50				
				17	A	Maryland	70 83	175	H	American	82 33				
				53	H	Minnesota	84 69	272	H	Vermont	78 56				

Non-Div I Games:

Average RPI Win:	156	WON-LOST	WINNING	LAST 10	STRENGTH OF	OPP. STRENGTH	TEAM	ADJ.	CONF.	ADJ CONF.
Average RPI Loss:	72	RECORD	PCT. RANK	GAMES	SCHEDULE	OF SCHEDULE	RPI	RPI	RPI	RPI
DIV. I ONLY	16- 7	72	6- 4	104	47	46	46	6	6	
DIV. I NON-CONF.	10- 3	54	1- 1	74	62	38	38	6	6	
TOTALS	RPI 1-25	RPI 26-50	W-L RECORDS	RPI 51-100	RPI 101-150	RPI 150+				
16- 7	0- 1	2- 2	OVERALL	2- 3	2- 0	10- 1				
9- 2	0- 1	1- 0	HOME	1- 1	1- 0	6- 0				
6- 5	0- 0	1- 2	AWAY	1- 2	0- 0	4- 1				
1- 0	0- 0	0- 0	NEUTRAL	0- 0	1- 0	0- 0				
10- 3	0- 1	1- 2	NON-CONFERENCE	0- 0	2- 0	7- 0				
5- 1	0- 1	0- 0	HOME	0- 0	1- 0	4- 0				
4- 2	0- 0	1- 2	AWAY	0- 0	0- 0	3- 0				
1- 0	0- 0	0- 0	NEUTRAL	0- 0	1- 0	0- 0				
6- 4	0- 0	1- 0	CONFERENCE	2- 3	0- 0	3- 1				
4- 1	0- 0	1- 0	HOME	1- 1	0- 0	2- 0				
2- 3	0- 0	0- 0	AWAY	1- 2	0- 0	1- 1				
0- 0	0- 0	0- 0	NEUTRAL	0- 0	0- 0	0- 0				

RPI 1-25				RPI 26-50		Team's RPI: 46		RPI 51-100				RPI 101+			
RPI	S	Opponent	Score	RPI	S	Opponent	Score	RPI	S	Opponent	Score	RPI	S	Opponent	Score
2	H	Notre Dame	61 79	31	H	Ohio St.	94 75	51	A	Northwestern	65 76	103	H	Wyoming	63 51
				34	A	Syracuse	64 75	52	H	Indiana	69 60	114	N	Delaware	81 64
				37	A	Oregon	55 88	53	A	Minnesota	93 74	160	H	Oakland	81 74
				49	A	Quinnipiac	71 54	94	A	Purdue	54 66	162	A	Western Mich.	68 64
								94	H	Purdue	66 76	179	H	Nebraska	93 73
												185	H	Northeastern	78 44
												189	A	Rutgers	58 62
												192	H	Illinois	71 47
												197	A	CSUN	63 59
												204	A	Wisconsin	81 57
												233	H	Southern U.	70 55
												279	H	Davidson	70 34
												299	A	Rhode Island	85 48
LAST 12 Division I GAMES:															
				52	H	Indiana	69 60	31	H	Ohio St.	94 75				
				53	A	Minnesota	93 74	179	H	Nebraska	93 73				
				204	A	Wisconsin	81 57	94	A	Purdue	54 66				
				94	H	Purdue	66 76	192	H	Illinois	71 47				
				51	A	Northwestern	65 76	2	H	Notre Dame	61 79				
				189	A	Rutgers	58 62	185	H	Northeastern	78 44				

Non-Div I Games:

Michigan St.

■ Loss,
 ■ Non-Conf, S Site,
 ■ Home
 ■ Away
 N Neutral

Average RPI Win:	202	WON-LOST	WINNING	LAST 10	STRENGTH OF	OPP. STRENGTH	TEAM	ADJ.	CONF.	ADJ CONF.
Average RPI Loss:	51	RECORD	PCT. RANK	GAMES	SCHEDULE	OF SCHEDULE	RPI	RPI	RPI	RPI
DIV. I ONLY	14- 8	106	8- 2	98	85	93	93	14	14	
DIV. I NON-CONF.	5- 6	186	1- 0	20	9	94	94	16	16	
TOTALS	RPI 1-25	RPI 26-50	W-L RECORDS	RPI 51-100	RPI 101-150	RPI 150+				
14- 8	0- 3	1- 2	OVERALL	1- 2	1- 1	11- 0				
9- 4	0- 2	1- 2	HOME	1- 0	1- 0	6- 0				
5- 4	0- 1	0- 0	AWAY	0- 2	0- 1	5- 0				
0- 0	0- 0	0- 0	NEUTRAL	0- 0	0- 0	0- 0				
5- 6	0- 3	1- 2	NON-CONFERENCE	1- 1	0- 0	3- 0				
3- 4	0- 2	1- 2	HOME	1- 0	0- 0	1- 0				
2- 2	0- 1	0- 0	AWAY	0- 1	0- 0	2- 0				
0- 0	0- 0	0- 0	NEUTRAL	0- 0	0- 0	0- 0				
9- 2	0- 0	0- 0	CONFERENCE	0- 1	1- 1	8- 0				
6- 0	0- 0	0- 0	HOME	0- 0	1- 0	5- 0				
3- 2	0- 0	0- 0	AWAY	0- 1	0- 1	3- 0				
0- 0	0- 0	0- 0	NEUTRAL	0- 0	0- 0	0- 0				

RPI 1-25				RPI 26-50				RPI 51-100				Team's RPI: 93		RPI 101+			
RPI	S	Opponent	Score	RPI	S	Opponent	Score	RPI	S	Opponent	Score			RPI	S	Opponent	Score
13	H	Louisville	72 91	39	H	Tulane	62 59	68	A	Virginia	51 63			117	A	Southern Miss.	61 81
18	A	Kentucky	48 61	42	H	Georgia Tech	60 61	81	A	Western Ky.	51 66			146	H	UTSA	77 63
24	H	Arizona St.	48 69	44	H	Ohio	52 73	83	H	Central Mich.	79 69			152	A	Missouri St.	71 52
														159	A	Louisiana Tech	79 65
														176	H	Rice	71 61
														199	H	North Texas	60 52
														202	A	UAB	64 61
														249	A	Marshall	72 63
														250	H	Austin Peay	82 51
														271	H	FIU	95 43
														278	A	Tennessee Tech	73 62
														287	H	UTEP	76 53
														330	H	Fla. Atlantic	87 69
LAST 12 Division I GAMES:																	
				287	H	UTEP	76 53					81	A	Western Ky.	51 66		
				146	H	UTSA	77 63					249	A	Marshall	72 63		
				159	A	Louisiana Tech	79 65					199	H	North Texas	60 52		
				117	A	Southern Miss.	61 81					176	H	Rice	71 61		
				330	H	Fla. Atlantic	87 69					202	A	UAB	64 61		
				271	H	FIU	95 43					83	H	Central Mich.	79 69		

Average RPI Win:	269	WON-LOST	WINNING	LAST 10	STRENGTH OF	OPP. STRENGTH	TEAM	ADJ.	CONF.	ADJ CONF.
Average RPI Loss:	102	RECORD	PCT. RANK	GAMES	SCHEDULE	OF SCHEDULE	RPI	RPI	RPI	RPI
DIV. I ONLY	15- 8	88	2- 2	314	181	172	172	20	20	
DIV. I NON-CONF.	8- 3	67	1- 0	333	136	164	164	20	20	
TOTALS	RPI 1-25	RPI 26-50	W-L RECORDS	RPI 51-100	RPI 101-150	RPI 150+				
15- 8	0- 0	0- 2	OVERALL	1- 2	1- 2	13- 2				
7- 3	0- 0	0- 0	HOME	1- 1	1- 1	5- 1				
7- 5	0- 0	0- 2	AWAY	0- 1	0- 1	7- 1				
1- 0	0- 0	0- 0	NEUTRAL	0- 0	0- 0	1- 0				
8- 3	0- 0	0- 1	NON-CONFERENCE	1- 2	0- 0	7- 0				
4- 1	0- 0	0- 0	HOME	1- 1	0- 0	3- 0				
3- 2	0- 0	0- 1	AWAY	0- 1	0- 0	3- 0				
1- 0	0- 0	0- 0	NEUTRAL	0- 0	0- 0	1- 0				
7- 5	0- 0	0- 1	CONFERENCE	0- 0	1- 2	6- 2				
3- 2	0- 0	0- 0	HOME	0- 0	1- 1	2- 1				
4- 3	0- 0	0- 1	AWAY	0- 0	0- 1	4- 1				
0- 0	0- 0	0- 0	NEUTRAL	0- 0	0- 0	0- 0				

RPI 1-25				RPI 26-50				RPI 51-100				RPI 101+				Team's RPI: 172
RPI	S	Opponent	Score	RPI	S	Opponent	Score	RPI	S	Opponent	Score	RPI	S	Opponent	Score	
				33	A	Green Bay	47 89	51	H	Northwestern	63 65	143	H	Wright St.	51 69	
				43	A	Marquette	74 85	77	A	Northern Ill.	104 114	147	A	Detroit	63 77	
								91	H	Western Ill.	76 68	147	H	Detroit	81 69	
												160	A	Oakland	63 77	
												160	H	Oakland	73 75	
												194	A	Cleveland St.	80 78	
												204	H	Wisconsin	80 63	
												264	H	Northern Ky.	72 44	
												272	A	Vermont	68 44	
												282	H	North Dakota St.	79 74	
												314	A	Youngstown St.	78 74	
												316	A	Loyola Chicago	73 46	
												319	A	Illinois St.	68 60	
												320	A	Valparaiso	85 74	
												325	A	Ill.-Chicago	88 65	
												325	H	Ill.-Chicago	83 55	
												329	H	Chicago St.	71 49	
												333	N	LIU Brooklyn	88 50	
LAST 12 Division I GAMES:																
				272	A	Vermont	68 44	325	H	Ill.-Chicago	83 55					
				160	A	Oakland	63 77	147	H	Detroit	81 69					
				147	A	Detroit	63 77	160	H	Oakland	73 75					
				314	A	Youngstown St.	78 74	320	A	Valparaiso	85 74					
				194	A	Cleveland St.	80 78	325	A	Ill.-Chicago	88 65					
				33	A	Green Bay	47 89	264	H	Northern Ky.	72 44					

Non-Div I Games:

Milwaukee

■ Loss,
 ■ Non-Conf,
 ■ S Site,
 ■ Home
 ■ A Away
 N Neutral

Average RPI Win:	134	WON-LOST	WINNING	LAST 10	STRENGTH OF	OPP. STRENGTH	TEAM	ADJ.	CONF.	ADJ CONF.
Average RPI Loss:	40	RECORD	PCT. RANK	GAMES	SCHEDULE	OF SCHEDULE	RPI	RPI	RPI	RPI
DIV. I ONLY	12- 11	161	3- 7	10	37	53	53	6	6	
DIV. I NON-CONF.	9- 4	85	2- 0	6	29	15	15	6	6	
TOTALS	RPI 1-25	RPI 26-50	W-L RECORDS	RPI 51-100	RPI 101-150	RPI 150+				
12- 11	0- 3	2- 5	OVERALL	1- 3	4- 0	5- 0				
9- 4	0- 2	2- 2	HOME	1- 0	2- 0	4- 0				
3- 5	0- 1	0- 3	AWAY	0- 1	2- 0	1- 0				
0- 2	0- 0	0- 0	NEUTRAL	0- 2	0- 0	0- 0				
9- 4	0- 2	2- 0	NON-CONFERENCE	1- 2	4- 0	2- 0				
7- 1	0- 1	2- 0	HOME	1- 0	2- 0	2- 0				
2- 1	0- 1	0- 0	AWAY	0- 0	2- 0	0- 0				
0- 2	0- 0	0- 0	NEUTRAL	0- 2	0- 0	0- 0				
3- 7	0- 1	0- 5	CONFERENCE	0- 1	0- 0	3- 0				
2- 3	0- 1	0- 2	HOME	0- 0	0- 0	2- 0				
1- 4	0- 0	0- 3	AWAY	0- 1	0- 0	1- 0				
0- 0	0- 0	0- 0	NEUTRAL	0- 0	0- 0	0- 0				

RPI 1-25				RPI 26-50				RPI 51-100 Team's RPI: 53				RPI 101+			
RPI	S	Opponent	Score	RPI	S	Opponent	Score	RPI	S	Opponent	Score	RPI	S	Opponent	Score
3	A	South Carolina	58 98	28	A	Michigan	69 84	52	A	Indiana	62 78	106	H	Kent St.	92 62
5	H	Florida St.	61 75	31	A	Ohio St.	62 87	79	H	Belmont	75 74	123	A	VCU	79 69
17	H	Maryland	72 83	31	H	Ohio St.	76 88	85	N	North Carolina	77 91	145	A	New Mexico	69 65
				35	H	Harvard	103 87	97	N	Georgia	58 70	147	H	Detroit	111 91
				46	H	Michigan St.	74 93					170	H	Army West Point	70 52
				47	H	Georgetown	68 60					179	A	Nebraska	79 69
				50	A	Iowa	65 80					181	H	Seton Hall	90 57
												192	H	Illinois	78 50
												204	H	Wisconsin	88 60
LAST 12 Division I GAMES:															
179	A	Nebraska	79 69	204	H	Wisconsin	88 60								
46	H	Michigan St.	74 93	52	A	Indiana	62 78								
31	H	Ohio St.	76 88	17	H	Maryland	72 83								
50	A	Iowa	65 80	31	A	Ohio St.	62 87								
192	H	Illinois	78 50	106	H	Kent St.	92 62								
28	A	Michigan	69 84	79	H	Belmont	75 74								

Non-Div I Games:

Minnesota

■ Loss,
■ Non-Conf,
■ S Site,
■ H Home
■ A Away
N Neutral

Average RPI Win: 94		WON-LOST	WINNING	LAST 10	STRENGTH OF	OPP. STRENGTH	TEAM	ADJ.	CONF.	ADJ CONF.
Average RPI Loss: 3		RECORD	PCT. RANK	GAMES	SCHEDULE	OF SCHEDULE	RPI	RPI	RPI	RPI
DIV. I ONLY		23- 1	2	9- 1	27	6	4	4	2	2
DIV. I NON-CONF.		14- 0	1	2- 0	76	11	4	4	2	2
TOTALS		RPI 1-25	RPI 26-50		W-L RECORDS		RPI 51-100	RPI 101-150	RPI 150+	
23- 1		4- 1	5- 0		OVERALL		5- 0	5- 0	4- 0	
8- 0		2- 0	2- 0		HOME		2- 0	0- 0	2- 0	
10- 1		2- 1	1- 0		AWAY		2- 0	4- 0	1- 0	
5- 0		0- 0	2- 0		NEUTRAL		1- 0	1- 0	1- 0	
14- 0		1- 0	3- 0		NON-CONFERENCE		3- 0	3- 0	4- 0	
3- 0		1- 0	0- 0		HOME		0- 0	0- 0	2- 0	
6- 0		0- 0	1- 0		AWAY		2- 0	2- 0	1- 0	
5- 0		0- 0	2- 0		NEUTRAL		1- 0	1- 0	1- 0	
9- 1		3- 1	2- 0		CONFERENCE		2- 0	2- 0	0- 0	
5- 0		1- 0	2- 0		HOME		2- 0	0- 0	0- 0	
4- 1		2- 1	0- 0		AWAY		0- 0	2- 0	0- 0	
0- 0		0- 0	0- 0		NEUTRAL		0- 0	0- 0	0- 0	

RPI	S	Opponent	Score	RPI	S	Opponent	Score	RPI	S	Opponent	Score	RPI	S	Opponent	Score
3	A	South Carolina	61 64	26	H	LSU	74 48	67	N	Villanova	108 62	102	N	SMU	91 42
7	H	Texas	79 68	30	H	Missouri	70 53	71	A	Iowa St.	85 81	116	A	Alabama	67 54
14	A	Tennessee	74 64	37	N	Oregon	75 63	74	H	Florida	82 49	117	A	Southern Miss.	72 50
20	H	Texas A&M	71 61	39	N	Tulane	66 49	75	A	Southern California	76 72	119	A	Maine	87 43
25	A	Auburn	77 47	48	A	Little Rock	58 44	96	H	Ole Miss	73 62	120	A	Arkansas	59 51
LAST 12 Division I GAMES:															
30	H	Missouri	70 53	74	H	Florida	82 49	102	N	SMU	91 42	116	A	Alabama	67 54
25	A	Auburn	77 47	14	A	Tennessee	74 64	117	A	Southern Miss.	72 50	119	A	Maine	87 43
20	H	Texas A&M	71 61	120	A	Arkansas	59 51	120	A	Arkansas	59 51	207	N	San Jose St.	88 51
3	A	South Carolina	61 64	26	H	LSU	74 48	212	H	Alabama St.	90 47	237	A	Hawaii	66 41
116	A	Alabama	67 54	301	H	Northwestern St.	106 30	301	H	Northwestern St.	106 30				
96	H	Ole Miss	73 62	212	H	Alabama St.	90 47								

Non-Div I Games:

Mississippi St.

■ Loss,
■ Non-Conf, S Site,
■ Home
■ Away
N Neutral

Average RPI Win:	304	WON-LOST	WINNING	LAST 10	STRENGTH OF	OPP. STRENGTH	TEAM	ADJ.	CONF.	ADJ CONF.
Average RPI Loss:	175	RECORD	PCT. RANK	GAMES	SCHEDULE	OF SCHEDULE	RPI	RPI	RPI	RPI
DIV. I ONLY	7- 13	252	5- 5	311	305	283	283	30	30	
DIV. I NON-CONF.	1- 8	314	0- 1	119	117	259	259	30	30	
TOTALS	RPI 1-25	RPI 26-50	W-L RECORDS	RPI 51-100	RPI 101-150	RPI 150+				
7- 13	0- 1	0- 0	OVERALL	0- 2	0- 2	7- 8				
3- 3	0- 0	0- 0	HOME	0- 1	0- 0	3- 2				
4- 10	0- 0	0- 0	AWAY	0- 0	0- 1	4- 1				
0- 0	0- 0	0- 0	NEUTRAL	0- 0	0- 0	0- 0				
1- 8	0- 1	0- 0	NON-CONFERENCE	0- 2	0- 2	1- 3				
0- 2	0- 0	0- 0	HOME	0- 1	0- 0	0- 1				
1- 6	0- 1	0- 0	AWAY	0- 1	0- 2	1- 2				
0- 0	0- 0	0- 0	NEUTRAL	0- 0	0- 0	0- 0				
6- 5	0- 0	0- 0	CONFERENCE	0- 0	0- 0	6- 5				
3- 1	0- 0	0- 0	HOME	0- 0	0- 0	3- 1				
3- 4	0- 0	0- 0	AWAY	0- 0	0- 0	3- 4				
0- 0	0- 0	0- 0	NEUTRAL	0- 0	0- 0	0- 0				

RPI 1-25				RPI 26-50				RPI 51-100				RPI 101+ Team's RPI: 283			
RPI	S	Opponent	Score	RPI	S	Opponent	Score	RPI	S	Opponent	Score	RPI	S	Opponent	Score
9	A	Baylor	36 101					89	H	Colorado	64 76	116	A	Alabama	44 93
								96	A	Ole Miss	30 67	117	A	Southern Miss.	55 83
												202	A	UAB	46 80
												203	H	Texas Southern	75 74
												204	A	Wisconsin	61 103
												212	A	Alabama St.	57 71
												212	H	Alabama St.	73 79
												230	A	Grambling	67 88
												233	A	Southern U.	44 51
												247	H	Murray St.	62 80
												284	H	Prairie View	64 55
												291	A	Ark.-Pine Bluff	73 63
												301	A	Northwestern St.	68 64
												310	A	Alcorn	49 69
												348	A	Jackson St.	62 57
												349	A	Alabama A&M	58 52
												349	H	Alabama A&M	60 58
LAST 12 Division I GAMES:															
212	A	Alabama St.	57 71	233	A	Southern U.	44 51								
349	A	Alabama A&M	58 52	310	A	Alcorn	49 69								
230	A	Grambling	67 88	212	H	Alabama St.	73 79								
348	A	Jackson St.	62 57	349	H	Alabama A&M	60 58								
203	H	Texas Southern	75 74	291	A	Ark.-Pine Bluff	73 63								
284	H	Prairie View	64 55	96	A	Ole Miss	30 67								

Non-Div I Games: Tougaloo 99 55 Blue Mountain 66 40

Mississippi Val.

■ Loss,
 ■ Non-Conf,
 ■ S Site,
 ■ Home
 ■ A Away
 N Neutral

Average RPI Win:	125	WON-LOST	WINNING	LAST 10	STRENGTH OF	OPP. STRENGTH	TEAM	ADJ.	CONF.	ADJ CONF.
Average RPI Loss:	51	RECORD	PCT. RANK	GAMES	SCHEDULE	OF SCHEDULE	RPI	RPI	RPI	RPI
DIV. I ONLY	16- 8	82	6- 4	18	40	30	30	2	2	
DIV. I NON-CONF.	10- 4	80	1- 1	48	100	46	46	2	2	
TOTALS	RPI 1-25	RPI 26-50	W-L RECORDS	RPI 51-100	RPI 101-150	RPI 150+				
16- 8	4- 3	0- 2	OVERALL	2- 1	3- 2	7- 0				
12- 1	3- 0	0- 0	HOME	2- 0	1- 1	6- 0				
3- 6	0- 1	0- 0	AWAY	0- 0	2- 0	1- 0				
1- 1	1- 0	0- 1	NEUTRAL	0- 0	0- 0	0- 0				
10- 4	1- 1	0- 1	NON-CONFERENCE	1- 1	1- 1	7- 0				
8- 0	0- 0	0- 0	HOME	1- 0	1- 0	6- 0				
1- 3	0- 1	0- 0	AWAY	0- 1	0- 1	1- 0				
1- 1	1- 0	0- 1	NEUTRAL	0- 0	0- 0	0- 0				
6- 4	3- 2	0- 1	CONFERENCE	1- 0	2- 1	0- 0				
4- 1	3- 0	0- 0	HOME	1- 0	0- 1	0- 0				
2- 3	0- 2	0- 1	AWAY	0- 0	2- 0	0- 0				
0- 0	0- 0	0- 0	NEUTRAL	0- 0	0- 0	0- 0				

RPI 1-25				RPI 26-50				Team's RPI: 30	RPI 51-100				RPI 101+			
RPI	S	Opponent	Score	RPI	S	Opponent	Score		RPI	S	Opponent	Score	RPI	S	Opponent	Score
4	A	Mississippi St.	53 70	26	A	LSU	71 80		76	A	IUPUI	45 73	109	A	Vanderbilt	74 68
8	A	Washington	66 79	42	N	Georgia Tech	70 72		91	H	Western Ill.	71 68	116	H	Alabama	58 59
18	A	Kentucky	62 64						97	H	Georgia	63 45	120	A	Arkansas	60 46
18	H	Kentucky	73 67										121	A	Saint Louis	61 72
20	H	Texas A&M	78 76										135	H	Abilene Christian	52 46
22	N	Creighton	72 63										152	H	Missouri St.	73 49
25	H	Auburn	68 53										165	H	UC Riverside	68 62
LAST 12 Division I GAMES:																
4	A	Mississippi St.	53 70	26	A	LSU	71 80		116	H	Alabama	58 59				
18	H	Kentucky	73 67	18	A	Kentucky	62 64		97	H	Georgia	63 45				
25	H	Auburn	68 53	120	A	Arkansas	60 46		121	A	Saint Louis	61 72				
20	H	Texas A&M	78 76	20	H	Texas A&M	78 76		165	H	UC Riverside	68 62				
109	A	Vanderbilt	74 68													

Non-Div I Games:

Missouri

■ Loss,
 ■ Non-Conf, S Site,
 ■ Home
 ■ Away
 N Neutral

Average RPI Win:	215	WON-LOST	WINNING	LAST 10	STRENGTH OF	OPP. STRENGTH	TEAM	ADJ.	CONF.	ADJ CONF.
Average RPI Loss:	92	RECORD	PCT. RANK	GAMES	SCHEDULE	OF SCHEDULE	RPI	RPI	RPI	RPI
DIV. I ONLY	10- 10	169	7- 3	153	94	152	152	16	16	
DIV. I NON-CONF.	3- 7	250	1- 1	109	5	194	194	14	14	
TOTALS	RPI 1-25	RPI 26-50	W-L RECORDS	RPI 51-100	RPI 101-150	RPI 150+				
10- 10	0- 0	0- 3	OVERALL	0- 4	1- 1	9- 2				
4- 5	0- 0	0- 2	HOME	0- 2	1- 0	3- 1				
6- 4	0- 0	0- 1	AWAY	0- 1	0- 1	6- 1				
0- 1	0- 0	0- 0	NEUTRAL	0- 1	0- 0	0- 0				
3- 7	0- 0	0- 2	NON-CONFERENCE	0- 3	1- 1	2- 1				
2- 2	0- 0	0- 1	HOME	0- 1	1- 0	1- 0				
1- 4	0- 0	0- 1	AWAY	0- 1	0- 1	1- 1				
0- 1	0- 0	0- 0	NEUTRAL	0- 1	0- 0	0- 0				
7- 3	0- 0	0- 1	CONFERENCE	0- 1	0- 0	7- 1				
2- 3	0- 0	0- 1	HOME	0- 1	0- 0	2- 1				
5- 0	0- 0	0- 0	AWAY	0- 0	0- 0	5- 0				
0- 0	0- 0	0- 0	NEUTRAL	0- 0	0- 0	0- 0				

RPI 1-25				RPI 26-50				RPI 51-100				RPI 101+				Team's RPI: 152	
RPI	S	Opponent	Score	RPI	S	Opponent	Score	RPI	S	Opponent	Score	RPI	S	Opponent	Score		
				30	A	Missouri	49 73	51	A	Northwestern	52 75	120	H	Arkansas	64 62		
				32	H	Drake	64 90	57	H	UNI	54 61	136	A	Oral Roberts	56 78		
				48	H	Little Rock	47 58	75	N	Southern California	67 89	154	A	Kansas	87 64		
								93	H	Middle Tenn.	52 71	169	A	Memphis	60 69		
												183	A	Southern Ill.	78 60		
												193	A	Wichita St.	65 60		
												193	H	Wichita St.	73 62		
												199	H	North Texas	63 54		
												200	A	Indiana St.	49 46		
												227	H	Bradley	73 75		
												270	A	Evansville	77 41		
												316	A	Loyola Chicago	60 32		
												319	H	Illinois St.	65 60		
LAST 12 Division I GAMES:																	
				193	A	Wichita St.	65 60	270	A	Evansville	77 41						
				200	A	Indiana St.	49 46	193	H	Wichita St.	73 62						
				316	A	Loyola Chicago	60 32	32	H	Drake	64 90						
				227	H	Bradley	73 75	57	H	UNI	54 61						
				319	H	Illinois St.	65 60	93	H	Middle Tenn.	52 71						
				183	A	Southern Ill.	78 60	199	H	North Texas	63 54						

Non-Div I Games: Alas. Anchorage 65 58

Missouri St.

Average RPI Win: 236	WON-LOST	WINNING	LAST 10	STRENGTH OF	OPP. STRENGTH	TEAM	ADJ.	CONF.	ADJ CONF.
Average RPI Loss: 178	RECORD	PCT. RANK	GAMES	SCHEDULE	OF SCHEDULE	RPI	RPI	RPI	RPI
DIV. I ONLY	10- 12	202	4- 6	261	245	225	225	17	17
DIV. I NON-CONF.	5- 4	143	0- 1	307	333	214	214	17	17
TOTALS	RPI 1-25	RPI 26-50	W-L RECORDS	RPI 51-100	RPI 101-150	RPI 150+			
10- 12	0- 0	1- 1	OVERALL	0- 0	0- 3	9- 8			
5- 5	0- 0	1- 0	HOME	0- 0	0- 2	4- 3			
5- 6	0- 0	0- 1	AWAY	0- 0	0- 0	5- 1			
0- 1	0- 0	0- 0	NEUTRAL	0- 0	0- 0	0- 1			
5- 4	0- 0	0- 0	NON-CONFERENCE	0- 0	0- 1	5- 3			
1- 2	0- 0	0- 0	HOME	0- 0	0- 1	1- 1			
4- 1	0- 0	0- 0	AWAY	0- 0	0- 0	4- 1			
0- 1	0- 0	0- 0	NEUTRAL	0- 0	0- 0	0- 1			
5- 8	0- 0	1- 1	CONFERENCE	0- 0	0- 2	4- 5			
4- 3	0- 0	1- 0	HOME	0- 0	0- 1	3- 2			
1- 5	0- 0	0- 1	AWAY	0- 0	0- 1	1- 3			
0- 0	0- 0	0- 0	NEUTRAL	0- 0	0- 0	0- 0			

RPI 1-25				RPI 26-50				RPI 51-100				RPI 101+				Team's RPI: 225	
RPI	S	Opponent	Score	RPI	S	Opponent	Score	RPI	S	Opponent	Score	RPI	S	Opponent	Score		
				49	A	Quinnipiac	54 74					112	H	Clemson	47 60		
				49	H	Quinnipiac	61 58					127	H	Rider	69 71		
												148	A	Iona	54 60		
												168	N	Hartford	72 75		
												171	H	Providence	58 62		
												180	A	Fairfield	60 53		
												180	H	Fairfield	68 71		
												198	A	Siena	76 85		
												198	H	Siena	86 91		
												206	A	Sacred Heart	65 54		
												216	A	Robert Morris	69 56		
												219	A	Niagara	45 66		
												232	H	Marist	79 69		
												245	A	Canisius	54 74		
												245	H	Canisius	55 53		
												266	A	Eastern Mich.	75 68		
												311	H	Saint Peter's	76 59		
												312	A	Lehigh	73 62		
												321	A	St. Francis Brooklyn	78 87		
												346	H	Fairleigh Dickinson	72 63		
LAST 12 Division I GAMES:																	
				49	A	Quinnipiac	54 74	245	H	Canisius	55 53						
				127	H	Rider	69 71	198	A	Siena	76 85						
				198	H	Siena	86 91	311	H	Saint Peter's	76 59						
				180	A	Fairfield	60 53	180	H	Fairfield	68 71						
				148	A	Iona	54 60	232	H	Marist	79 69						
				49	H	Quinnipiac	61 58	171	H	Providence	58 62						

Non-Div I Games:

Monmouth

■ Loss,
 ■ Non-Conf,
 S Site,
 ■ Home
 ■ Away
 N Neutral

Average RPI Win:	335	WON-LOST	WINNING	LAST 10	STRENGTH OF	OPP. STRENGTH	TEAM	ADJ.	CONF.	ADJ CONF.
Average RPI Loss:	168	RECORD	PCT. RANK	GAMES	SCHEDULE	OF SCHEDULE	RPI	RPI	RPI	RPI
DIV. I ONLY	1- 19	345	0- 10	143	311	328	328	19	19	
DIV. I NON-CONF.	1- 8	314	0- 1	176	338	331	331	19	19	
TOTALS	RPI 1-25	RPI 26-50	W-L RECORDS	RPI 51-100	RPI 101-150	RPI 150+				
1- 19	0- 0	0- 1	OVERALL	0- 2	0- 8	1- 8				
1- 8	0- 0	0- 0	HOME	0- 2	0- 3	1- 3				
0- 9	0- 0	0- 0	AWAY	0- 0	0- 5	0- 4				
0- 2	0- 0	0- 1	NEUTRAL	0- 0	0- 0	0- 1				
1- 8	0- 0	0- 1	NON-CONFERENCE	0- 1	0- 2	1- 4				
1- 3	0- 0	0- 0	HOME	0- 1	0- 1	1- 1				
0- 3	0- 0	0- 0	AWAY	0- 0	0- 1	0- 2				
0- 2	0- 0	0- 1	NEUTRAL	0- 0	0- 0	0- 1				
0- 11	0- 0	0- 0	CONFERENCE	0- 1	0- 6	0- 4				
0- 5	0- 0	0- 0	HOME	0- 1	0- 2	0- 2				
0- 6	0- 0	0- 0	AWAY	0- 0	0- 4	0- 2				
0- 0	0- 0	0- 0	NEUTRAL	0- 0	0- 0	0- 0				

RPI S	Opponent	Score	RPI S	Opponent	Score	RPI S	Opponent	Score	RPI S	Opponent	Score	Team's RPI: 328
38 N	South Dakota St.	43 84	63 H	Montana St.	69 75	103 H	Wyoming	42 67	108 A	Northern Colo.	46 65	
			65 H	Colorado St.	49 63	110 A	SFA	46 54	138 A	North Dakota	63 73	
						140 A	Idaho	50 75	140 H	Idaho	59 86	
						144 A	Eastern Wash.	57 64	144 H	Eastern Wash.	46 60	
						190 A	Idaho St.	43 61	201 H	Utah St.	47 65	
						215 A	Seattle U	44 60	228 A	Weber St.	58 74	
						258 H	Portland St.	44 64	276 H	Sacramento St.	60 73	
						298 N	Massachusetts	58 59	335 H	Incarnate Word	61 56	
						338 A	Cal St. Fullerton	56 72				
LAST 12 Division I GAMES:												
63 H	Montana St.	69 75	108 A	Northern Colo.	46 65							
140 A	Idaho	50 75	144 H	Eastern Wash.	46 60							
144 A	Eastern Wash.	57 64	140 H	Idaho	59 86							
276 H	Sacramento St.	60 73	228 A	Weber St.	58 74							
258 H	Portland St.	44 64	190 A	Idaho St.	43 61							
138 A	North Dakota	63 73	65 H	Colorado St.	49 63							

Non-Div I Games: Rocky Mountain 64 56 Great Falls 66 55

Montana

Loss, Non-Conf, S Site, H Home A Away N Neutral

Average RPI Win:	209	WON-LOST	WINNING	LAST 10	STRENGTH OF	OPP. STRENGTH	TEAM	ADJ.	CONF.	ADJ CONF.
Average RPI Loss:	133	RECORD	PCT. RANK	GAMES	SCHEDULE	OF SCHEDULE	RPI	RPI	RPI	RPI
DIV. I ONLY	14- 5	52	8- 2	192	215	63	63	19	19	
DIV. I NON-CONF.	5- 3	121	1- 0	276	105	120	120	19	19	
TOTALS	RPI 1-25	RPI 26-50	W-L RECORDS	RPI 51-100	RPI 101-150	RPI 150+				
14- 5	0- 0	0- 0	OVERALL	0- 2	5- 1	9- 2				
6- 0	0- 0	0- 0	HOME	0- 0	2- 0	4- 0				
7- 5	0- 0	0- 0	AWAY	0- 2	3- 1	4- 2				
1- 0	0- 0	0- 0	NEUTRAL	0- 0	0- 0	1- 0				
5- 3	0- 0	0- 0	NON-CONFERENCE	0- 2	0- 0	5- 1				
2- 0	0- 0	0- 0	HOME	0- 0	0- 0	2- 0				
2- 3	0- 0	0- 0	AWAY	0- 2	0- 0	2- 1				
1- 0	0- 0	0- 0	NEUTRAL	0- 0	0- 0	1- 0				
9- 2	0- 0	0- 0	CONFERENCE	0- 0	5- 1	4- 1				
4- 0	0- 0	0- 0	HOME	0- 0	2- 0	2- 0				
5- 2	0- 0	0- 0	AWAY	0- 0	3- 1	2- 1				
0- 0	0- 0	0- 0	NEUTRAL	0- 0	0- 0	0- 0				

RPI 1-25			RPI 26-50			RPI 51-100			Team's RPI: 63	RPI 101+		
RPI	S	Opponent	Score	RPI	S	Opponent	Score	RPI	S	Opponent	Score	
								70	A	Utah	64	74
								98	A	UC Davis	62	70
										108	A	Northern Colo.
										138	A	North Dakota
										140	A	Idaho
										140	H	Idaho
										144	A	Eastern Wash.
										144	H	Eastern Wash.
										158	N	Santa Clara
										190	A	Idaho St.
										201	A	Utah St.
										209	A	Pacific
										215	H	Seattle U
										228	A	Weber St.
										258	H	Portland St.
										269	H	Cal Poly
										274	A	Portland
										276	H	Sacramento St.
										328	A	Montana
LAST 12 Division I GAMES:												

Non-Div I Games: Carroll (MT) 75 44 Great Falls 75 42

Montana St.

Loss, Non-Conf, S Site, H Home A Away N Neutral

Average RPI Win:	276	WON-LOST	WINNING	LAST 10	STRENGTH OF	OPP. STRENGTH	TEAM	ADJ.	CONF.	ADJ CONF.
Average RPI Loss:	156	RECORD	PCT. RANK	GAMES	SCHEDULE	OF SCHEDULE	RPI	RPI	RPI	RPI
DIV. I ONLY	16- 6	53	7- 3	342	227	188	188	26	26	
DIV. I NON-CONF.	8- 3	67	1- 0	349	131	210	210	26	26	
TOTALS	RPI 1-25	RPI 26-50	W-L RECORDS	RPI 51-100	RPI 101-150	RPI 150+				
16- 6	0- 1	0- 0	OVERALL	0- 2	0- 0	16- 3				
10- 2	0- 0	0- 0	HOME	0- 1	0- 0	10- 1				
6- 4	0- 1	0- 0	AWAY	0- 1	0- 0	6- 2				
0- 0	0- 0	0- 0	NEUTRAL	0- 0	0- 0	0- 0				
8- 3	0- 1	0- 0	NON-CONFERENCE	0- 1	0- 0	8- 1				
5- 1	0- 0	0- 0	HOME	0- 0	0- 0	5- 1				
3- 2	0- 1	0- 0	AWAY	0- 1	0- 0	3- 0				
0- 0	0- 0	0- 0	NEUTRAL	0- 0	0- 0	0- 0				
8- 3	0- 0	0- 0	CONFERENCE	0- 1	0- 0	8- 2				
5- 1	0- 0	0- 0	HOME	0- 1	0- 0	5- 0				
3- 2	0- 0	0- 0	AWAY	0- 0	0- 0	3- 2				
0- 0	0- 0	0- 0	NEUTRAL	0- 0	0- 0	0- 0				

RPI 1-25			RPI 26-50			RPI 51-100			RPI 101+ Team's RPI: 188		
RPI	S	Opponent	Score	RPI	S	Opponent	Score	RPI	S	Opponent	Score
18	A	Kentucky	47 74					62	A	West Virginia	53 94
								79	H	Belmont	59 91
								208	H	SIUE	69 66
								218	H	Miami (OH)	77 43
								236	A	Tennessee St.	66 69
								245	H	Canisius	77 68
								247	H	Murray St.	73 59
								250	A	Austin Peay	81 71
								262	A	Jacksonville St.	68 69
								263	A	UT Martin	89 68
								266	H	Eastern Mich.	78 73
								278	H	Tennessee Tech	79 65
								280	H	Georgia St.	50 68
								281	A	North Florida	84 65
								285	A	Southeast Mo. St.	82 72
								294	H	Lipscomb	73 53
								295	A	Kennesaw St.	71 50
								297	H	Eastern Ill.	66 62
								315	H	Eastern Ky.	80 54
								329	H	Chicago St.	63 55
								341	A	Florida A&M	53 48
LAST 12 Division I GAMES:											
285	A	Southeast Mo. St.	82 72	236	A	Tennessee St.	66 69				
247	H	Murray St.	73 59	208	H	SIUE	69 66				
262	A	Jacksonville St.	68 69	297	H	Eastern Ill.	66 62				
278	H	Tennessee Tech	79 65	263	A	UT Martin	89 68				
315	H	Eastern Ky.	80 54	250	A	Austin Peay	81 71				
79	H	Belmont	59 91	245	H	Canisius	77 68				

Non-Div I Games: Ky. Christian 100 52 Alice Lloyd 92 42

Morehead St.

■ Loss,
 ■ Non-Conf, S Site,
 ■ Home
 ■ Away
 N Neutral

Average RPI Win:	287	WON-LOST	WINNING	LAST 10	STRENGTH OF	OPP. STRENGTH	TEAM	ADJ.	CONF.	ADJ CONF.
Average RPI Loss:	256	RECORD	PCT. RANK	GAMES	SCHEDULE	OF SCHEDULE	RPI	RPI	RPI	RPI
DIV. I ONLY	2- 19	338	1- 9	327	349	347	347	32	32	
DIV. I NON-CONF.	1- 11	330	0- 3	202	348	328	328	31	31	
TOTALS	RPI 1-25	RPI 26-50	W-L RECORDS	RPI 51-100	RPI 101-150	RPI 150+				
2- 19	0- 0	0- 0	OVERALL	0- 1	0- 1	2- 17				
1- 5	0- 0	0- 0	HOME	0- 0	0- 0	1- 5				
1- 11	0- 0	0- 0	AWAY	0- 1	0- 1	1- 9				
0- 3	0- 0	0- 0	NEUTRAL	0- 0	0- 0	0- 3				
1- 11	0- 0	0- 0	NON-CONFERENCE	0- 1	0- 1	1- 9				
0- 2	0- 0	0- 0	HOME	0- 0	0- 0	0- 2				
1- 6	0- 0	0- 0	AWAY	0- 1	0- 1	1- 4				
0- 3	0- 0	0- 0	NEUTRAL	0- 0	0- 0	0- 3				
1- 8	0- 0	0- 0	CONFERENCE	0- 0	0- 0	1- 8				
1- 3	0- 0	0- 0	HOME	0- 0	0- 0	1- 3				
0- 5	0- 0	0- 0	AWAY	0- 0	0- 0	0- 5				
0- 0	0- 0	0- 0	NEUTRAL	0- 0	0- 0	0- 0				

RPI S	Opponent	Score	RPI S	Opponent	Score	RPI S	Opponent	Score	RPI S	Opponent	Score	Team's RPI: 347
						61 A	Dayton	42 61	121 A	Saint Louis	43 71	
									156 H	Brown	51 68	
									216 H	Robert Morris	44 58	
									221 N	Campbell	51 62	
									229 A	UMBC	69 61	
									239 A	Richmond	37 54	
									248 A	Bethune-Cookman	48 50	
									249 A	Marshall	43 62	
									260 A	Savannah St.	62 66	
									268 H	Norfolk St.	47 56	
									277 H	N.C. A&T	62 67	
									291 N	Ark.-Pine Bluff	44 53	
									293 A	Coppin St.	45 61	
									309 A	UMKC	56 64	
									315 N	Eastern Ky.	58 66	
									318 A	Mt. St. Mary's	50 65	
									340 A	South Carolina St.	46 50	
									341 A	Florida A&M	48 51	
									341 H	Florida A&M	26 61	
									344 H	N.C. Central	44 42	
LAST 12 Division I GAMES:												
344 H	N.C. Central	44 42	341 A	Florida A&M	48 51							
341 H	Florida A&M	26 61	248 A	Bethune-Cookman	48 50							
293 A	Coppin St.	45 61	268 H	Norfolk St.	47 56							
340 A	South Carolina St.	46 50	156 H	Brown	51 68							
260 A	Savannah St.	62 66	239 A	Richmond	37 54							
277 H	N.C. A&T	62 67	291 N	Ark.-Pine Bluff	44 53							

Non-Div I Games: Washington Adventis79 28

Morgan St.

■ Loss,
 ■ Non-Conf,
 ■ S Site,
 ■ Home
 ■ A Away
 N Neutral

Average RPI Win:	308	WON-LOST	WINNING	LAST 10	STRENGTH OF	OPP. STRENGTH	TEAM	ADJ.	CONF.	ADJ CONF.
Average RPI Loss:	210	RECORD	PCT. RANK	GAMES	SCHEDULE	OF SCHEDULE	RPI	RPI	RPI	RPI
DIV. I ONLY	8- 15	259	5- 5	307	340	318	318	31	31	
DIV. I NON-CONF.	2- 9	293	0- 0	241	293	329	329	32	32	
TOTALS	RPI 1-25	RPI 26-50	W-L RECORDS	RPI 51-100	RPI 101-150	RPI 150+				
8- 15	0- 1	0- 0	OVERALL	0- 1	0- 2	8- 11				
7- 5	0- 0	0- 0	HOME	0- 0	0- 0	7- 5				
1- 10	0- 1	0- 0	AWAY	0- 1	0- 2	1- 6				
0- 0	0- 0	0- 0	NEUTRAL	0- 0	0- 0	0- 0				
2- 9	0- 1	0- 0	NON-CONFERENCE	0- 1	0- 2	2- 5				
2- 3	0- 0	0- 0	HOME	0- 0	0- 0	2- 3				
0- 6	0- 1	0- 0	AWAY	0- 1	0- 2	0- 2				
0- 0	0- 0	0- 0	NEUTRAL	0- 0	0- 0	0- 0				
6- 6	0- 0	0- 0	CONFERENCE	0- 0	0- 0	6- 6				
5- 2	0- 0	0- 0	HOME	0- 0	0- 0	5- 2				
1- 4	0- 0	0- 0	AWAY	0- 0	0- 0	1- 4				
0- 0	0- 0	0- 0	NEUTRAL	0- 0	0- 0	0- 0				

RPI 1-25				RPI 26-50				RPI 51-100				RPI 101+ Team's RPI: 318			
RPI	S	Opponent	Score	RPI	S	Opponent	Score	RPI	S	Opponent	Score	RPI	S	Opponent	Score
17	A	Maryland	42 106					62	A	West Virginia	45 77	131	A	William & Mary	46 68
												141	A	Pittsburgh	54 89
												180	H	Fairfield	57 70
												206	A	Sacred Heart	45 49
												206	H	Sacred Heart	61 59
												213	H	Saint Francis (PA)	88 97
												216	H	Robert Morris	44 50
												241	H	UMES	52 63
												242	A	Loyola Maryland	53 58
												255	A	Howard	62 95
												293	H	Coppin St.	54 48
												300	A	Bryant	62 78
												300	H	Bryant	61 53
												305	A	Central Conn. St.	58 68
												305	H	Central Conn. St.	81 66
												312	H	Lehigh	57 74
												321	A	St. Francis Brooklyn	62 44
												333	A	LIU Brooklyn	60 63
												342	H	Wagner	66 47
												346	H	Fairleigh Dickinson	61 50
												347	H	Morgan St.	65 50
LAST 12 Division I GAMES:															
300	H	Bryant	61 53	346	H	Fairleigh Dickinson	61 50	213	H	Saint Francis (PA)	88 97				
305	H	Central Conn. St.	81 66	305	A	Central Conn. St.	58 68	300	A	Bryant	62 78				
206	H	Sacred Heart	61 59	342	H	Wagner	66 47								
216	H	Robert Morris	44 50	321	A	St. Francis Brooklyn	62 44	333	A	LIU Brooklyn	60 63				
206	A	Sacred Heart	45 49												

Non-Div I Games:

Mt. St. Mary's

Average RPI Win:	282	WON-LOST	WINNING	LAST 10	STRENGTH OF	OPP. STRENGTH	TEAM	ADJ.	CONF.	ADJ CONF.
Average RPI Loss:	197	RECORD	PCT. RANK	GAMES	SCHEDULE	OF SCHEDULE	RPI	RPI	RPI	RPI
DIV. I ONLY	11- 11	169	4- 6	317	313	247	247	26	26	
DIV. I NON-CONF.	6- 5	148	1- 0	331	320	241	241	26	26	
TOTALS	RPI 1-25	RPI 26-50	W-L RECORDS	RPI 51-100	RPI 101-150	RPI 150+				
11- 11	0- 0	0- 1	OVERALL	0- 1	0- 1	11- 8				
6- 3	0- 0	0- 0	HOME	0- 1	0- 0	6- 2				
4- 7	0- 0	0- 1	AWAY	0- 0	0- 0	4- 6				
1- 1	0- 0	0- 0	NEUTRAL	0- 0	0- 1	1- 0				
6- 5	0- 0	0- 1	NON-CONFERENCE	0- 0	0- 1	6- 3				
3- 1	0- 0	0- 0	HOME	0- 0	0- 0	3- 1				
2- 3	0- 0	0- 1	AWAY	0- 0	0- 0	2- 2				
1- 1	0- 0	0- 0	NEUTRAL	0- 0	0- 1	1- 0				
5- 6	0- 0	0- 0	CONFERENCE	0- 1	0- 0	5- 5				
3- 2	0- 0	0- 0	HOME	0- 1	0- 0	3- 1				
2- 4	0- 0	0- 0	AWAY	0- 0	0- 0	2- 4				
0- 0	0- 0	0- 0	NEUTRAL	0- 0	0- 0	0- 0				

RPI 1-25			RPI 26-50			RPI 51-100			RPI 101+			Team's RPI: 247
RPI	S	Opponent	Score	RPI	S	Opponent	Score	RPI	S	Opponent	Score	
				44	A	Ohio	70 79	79	H	Belmont	69 87	
								135	N	Abilene Christian	57 81	
								183	A	Southern Ill.	63 70	
								187	A	ETSU	60 79	
								188	A	Morehead St.	59 73	
								208	A	SIUE	84 77	
								236	H	Tennessee St.	80 72	
								250	A	Austin Peay	63 75	
								256	H	UNCG	81 70	
								262	A	Jacksonville St.	71 64	
								263	H	UT Martin	70 90	
								264	A	Northern Ky.	72 69	
								270	H	Evansville	77 82	
								278	A	Tennessee Tech	54 72	
								283	A	Mississippi Val.	80 62	
								285	A	Southeast Mo. St.	70 79	
								294	H	Lipscomb	79 59	
								297	H	Eastern Ill.	92 74	
								315	H	Eastern Ky.	70 64	
								335	N	Incarinate Word	72 68	
								349	H	Alabama A&M	81 49	
LAST 12 Division I GAMES:												
315	H	Eastern Ky.	70 64	208	A	SIUE	84 77					
79	H	Belmont	69 87	297	H	Eastern Ill.	92 74					
188	A	Morehead St.	59 73	278	A	Tennessee Tech	54 72					
263	H	UT Martin	70 90	262	A	Jacksonville St.	71 64					
285	A	Southeast Mo. St.	70 79	236	H	Tennessee St.	80 72					
250	A	Austin Peay	63 75	283	A	Mississippi Val.	80 62					

Non-Div I Games: Eureka 101 59 MacMurray 93 37

Murray St.

Loss, Non-Conf, S Site, H Home A Away N Neutral

Average RPI Win:	278	WON-LOST	WINNING	LAST 10	STRENGTH OF	OPP. STRENGTH	TEAM	ADJ.	CONF.	ADJ CONF.
Average RPI Loss:	156	RECORD	PCT. RANK	GAMES	SCHEDULE	OF SCHEDULE	RPI	RPI	RPI	RPI
DIV. I ONLY	7- 13	252	5- 4	263	269	277	277	32	32	
DIV. I NON-CONF.	2- 9	293	1- 1	70	79	253	253	31	31	
TOTALS	RPI 1-25	RPI 26-50	W-L RECORDS	RPI 51-100	RPI 101-150	RPI 150+				
7- 13	0- 2	1- 0	OVERALL	0- 3	0- 1	6- 7				
4- 3	0- 2	1- 0	HOME	0- 0	0- 0	3- 1				
3- 6	0- 0	0- 0	AWAY	0- 1	0- 0	3- 5				
0- 4	0- 0	0- 0	NEUTRAL	0- 2	0- 1	0- 1				
2- 9	0- 2	1- 0	NON-CONFERENCE	0- 3	0- 1	1- 3				
2- 2	0- 2	1- 0	HOME	0- 0	0- 0	1- 0				
0- 3	0- 0	0- 0	AWAY	0- 1	0- 0	0- 2				
0- 4	0- 0	0- 0	NEUTRAL	0- 2	0- 1	0- 1				
5- 4	0- 0	0- 0	CONFERENCE	0- 0	0- 0	5- 4				
2- 1	0- 0	0- 0	HOME	0- 0	0- 0	2- 1				
3- 3	0- 0	0- 0	AWAY	0- 0	0- 0	3- 3				
0- 0	0- 0	0- 0	NEUTRAL	0- 0	0- 0	0- 0				

RPI 1-25				RPI 26-50				RPI 51-100				RPI 101+ Team's RPI: 277			
RPI	S	Opponent	Score	RPI	S	Opponent	Score	RPI	S	Opponent	Score	RPI	S	Opponent	Score
11	H	UCLA	42 83	44	H	Ohio	63 57	62	N	West Virginia	64 80	128	N	Ball St.	57 76
25	H	Auburn	36 68					74	N	Florida	38 67	155	A	Hampton	57 64
								90	A	FGCU	41 67	186	A	Appalachian St.	58 71
												232	N	Marist	64 69
												241	H	UMES	57 60
												255	H	Howard	63 55
												259	A	Ga. Southern	50 65
												263	H	UT Martin	74 59
												268	A	Norfolk St.	53 69
												293	A	Coppin St.	57 65
												344	A	N.C. Central	62 38
												345	A	Delaware St.	68 60
												345	H	Delaware St.	83 44
												347	A	Morgan St.	67 62
LAST 12 Division I GAMES:															
345	A	Delaware St.	68 60	241	H	UMES	57 60								
268	A	Norfolk St.	53 69	345	H	Delaware St.	83 44								
344	A	N.C. Central	62 38	155	A	Hampton	57 64								
255	H	Howard	63 55	44	H	Ohio	63 57								
347	A	Morgan St.	67 62	11	H	UCLA	42 83								
293	A	Coppin St.	57 65	90	A	FGCU	41 67								

Non-Div I Games: Francis Marion 72 65 Slippery Rock 70 59

N.C. A&T

Loss, Non-Conf, S Site, H Home A Away N Neutral

Average RPI Win:	293	WON-LOST	WINNING	LAST 10	STRENGTH OF	OPP. STRENGTH	TEAM	ADJ.	CONF.	ADJ CONF.
Average RPI Loss:	229	RECORD	PCT. RANK	GAMES	SCHEDULE	OF SCHEDULE	RPI	RPI	RPI	RPI
DIV. I ONLY	3- 16	325	3- 7	330	337	344	344	32	32	
DIV. I NON-CONF.	0- 10	335	0- 3	225	304	345	345	31	31	
TOTALS	RPI 1-25	RPI 26-50	W-L RECORDS	RPI 51-100	RPI 101-150	RPI 150+				
3- 16	0- 0	0- 1	OVERALL	0- 1	0- 1	3- 13				
2- 6	0- 0	0- 0	HOME	0- 0	0- 0	2- 6				
1- 10	0- 0	0- 1	AWAY	0- 1	0- 1	1- 7				
0- 0	0- 0	0- 0	NEUTRAL	0- 0	0- 0	0- 0				
0- 10	0- 0	0- 1	NON-CONFERENCE	0- 1	0- 1	0- 7				
0- 4	0- 0	0- 0	HOME	0- 0	0- 0	0- 4				
0- 6	0- 0	0- 1	AWAY	0- 1	0- 1	0- 3				
0- 0	0- 0	0- 0	NEUTRAL	0- 0	0- 0	0- 0				
3- 6	0- 0	0- 0	CONFERENCE	0- 0	0- 0	3- 6				
2- 2	0- 0	0- 0	HOME	0- 0	0- 0	2- 2				
1- 4	0- 0	0- 0	AWAY	0- 0	0- 0	1- 4				
0- 0	0- 0	0- 0	NEUTRAL	0- 0	0- 0	0- 0				

RPI S	Opponent	Score	RPI S	Opponent	Score	RPI S	Opponent	Score	RPI S	Opponent	Score	Team's RPI: 344
36	A North Carolina St.	33 83	94	A Purdue	27 61	133	A Old Dominion	52 83	155	A Hampton	36 60	
						221	A Campbell	30 61	223	H Presbyterian	63 72	
						235	H Wofford	54 64	240	A Coastal Caro.	50 66	
						241	H UMES	68 59	255	H Howard	50 73	
						256	H UNCG	51 64	257	A Furman	40 60	
						268	A Norfolk St.	40 71	277	H N.C. A&T	38 62	
						293	A Coppin St.	58 46	317	H USC Upstate	58 68	
						345	A Delaware St.	51 55	345	H Delaware St.	68 63	
						347	A Morgan St.	42 44				
LAST 12 Division I GAMES:												
293	A Coppin St.	58 46	268	A Norfolk St.	40 71							
347	A Morgan St.	42 44	345	H Delaware St.	68 63							
345	A Delaware St.	51 55	241	H UMES	68 59							
277	H N.C. A&T	38 62	317	H USC Upstate	58 68							
255	H Howard	50 73	257	A Furman	40 60							
155	A Hampton	36 60	223	H Presbyterian	63 72							

Non-Div I Games: Johnson & Wales (NC75 38 Pfeiffer 47 50

N.C. Central

Loss, Non-Conf, S Site, H Home A Away N Neutral

Average RPI Win:	309	WON-LOST	WINNING	LAST 10	STRENGTH OF	OPP. STRENGTH	TEAM	ADJ.	CONF.	ADJ CONF.
Average RPI Loss:	184	RECORD	PCT. RANK	GAMES	SCHEDULE	OF SCHEDULE	RPI	RPI	RPI	RPI
DIV. I ONLY	8- 13	237	4- 6	337	270	306	306	24	24	
DIV. I NON-CONF.	5- 8	218	2- 1	339	321	310	310	23	23	
TOTALS	RPI 1-25	RPI 26-50	W-L RECORDS	RPI 51-100	RPI 101-150	RPI 150+				
8- 13	0- 0	0- 1	OVERALL	0- 3	0- 3	8- 6				
4- 4	0- 0	0- 0	HOME	0- 1	0- 1	4- 2				
3- 9	0- 0	0- 1	AWAY	0- 2	0- 2	3- 4				
1- 0	0- 0	0- 0	NEUTRAL	0- 0	0- 0	1- 0				
5- 8	0- 0	0- 1	NON-CONFERENCE	0- 1	0- 2	5- 4				
2- 3	0- 0	0- 0	HOME	0- 0	0- 1	2- 2				
2- 5	0- 0	0- 1	AWAY	0- 1	0- 1	2- 2				
1- 0	0- 0	0- 0	NEUTRAL	0- 0	0- 0	1- 0				
3- 5	0- 0	0- 0	CONFERENCE	0- 2	0- 1	3- 2				
2- 1	0- 0	0- 0	HOME	0- 1	0- 0	2- 0				
1- 4	0- 0	0- 0	AWAY	0- 1	0- 1	1- 2				
0- 0	0- 0	0- 0	NEUTRAL	0- 0	0- 0	0- 0				

RPI 1-25	RPI 26-50	RPI 51-100	RPI 101+	Team's RPI: 306
RPI S Opponent Score	RPI S Opponent Score	RPI S Opponent Score	RPI S Opponent Score	Score
	35 Harvard 38 59	58 Bucknell 36 67	111 Saint Joseph's 36 75	
		81 Jacksonville 56 75	132 Stetson 43 77	
		90 FGCU 53 73	142 Columbia 51 65	
			205 Binghamton 44 68	
			255 Howard 70 55	
			272 Vermont 42 64	
			281 North Florida 64 62	
			294 Lipscomb 76 53	
			294 Lipscomb 76 68	
			295 Kennesaw St. 64 75	
			312 Lehigh 52 84	
			317 USC Upstate 58 75	
			329 Chicago St. 57 42	
			333 N LIU Brooklyn 50 48	
			342 Wagner 68 45	
			345 Delaware St. 57 43	
			346 Fairleigh Dickinson 61 66	
LAST 12 Division I GAMES:				
	294 Lipscomb 76 53	281 North Florida 64 62		
	295 Kennesaw St. 64 75	317 USC Upstate 58 75		
	294 Lipscomb 76 68	142 Columbia 51 65		
	132 Stetson 43 77	329 Chicago St. 57 42		
	90 FGCU 53 73	255 Howard 70 55		
	81 Jacksonville 56 75	111 Saint Joseph's 36 75		

Non-Div I Games: St. Joseph's (Brkln87 53 Rutgers-Newark 83 52

NJIT

Loss, Non-Conf, S Site, Home Away N Neutral

Average RPI Win: 254	WON-LOST	WINNING	LAST 10	STRENGTH OF	OPP. STRENGTH	TEAM	ADJ.	CONF.	ADJ CONF.
Average RPI Loss: 107	RECORD	PCT. RANK	GAMES	SCHEDULE	OF SCHEDULE	RPI	RPI	RPI	RPI
DIV. I ONLY	15- 6	61	9- 1	273	208	122	122	23	23
DIV. I NON-CONF.	6- 4	126	0- 1	206	101	122	122	25	25

TOTALS	RPI 1-25	RPI 26-50	W-L RECORDS	RPI 51-100	RPI 101-150	RPI 150+			
15- 6	0- 1	0- 0	OVERALL	0- 2	1- 1	14- 2			
8- 1	0- 0	0- 0	HOME	0- 0	1- 0	7- 1			
7- 4	0- 1	0- 0	AWAY	0- 2	0- 0	7- 1			
0- 1	0- 0	0- 0	NEUTRAL	0- 0	0- 1	0- 0			
6- 4	0- 1	0- 0	NON-CONFERENCE	0- 1	1- 1	5- 1			
4- 0	0- 0	0- 0	HOME	0- 0	1- 0	3- 0			
2- 3	0- 1	0- 0	AWAY	0- 1	0- 0	2- 1			
0- 1	0- 0	0- 0	NEUTRAL	0- 0	0- 1	0- 0			
9- 2	0- 0	0- 0	CONFERENCE	0- 1	0- 0	9- 1			
4- 1	0- 0	0- 0	HOME	0- 0	0- 0	4- 1			
5- 1	0- 0	0- 0	AWAY	0- 1	0- 0	5- 0			
0- 0	0- 0	0- 0	NEUTRAL	0- 0	0- 0	0- 0			

RPI 1-25				RPI 26-50				RPI 51-100				RPI 101+ Team's RPI: 122			
RPI	S	Opponent	Score	RPI	S	Opponent	Score	RPI	S	Opponent	Score	RPI	S	Opponent	Score
14	A	Tennessee	55 85					58	A	Bucknell	64 67	120	N	Arkansas	67 70
								60	A	Wake Forest	65 75	148	H	Iona	73 68
												157	A	George Mason	64 68
												170	A	Army West Point	63 58
												182	H	Hofstra	78 69
												194	H	Cleveland St.	88 63
												231	A	Colgate	80 67
												231	H	Colgate	61 69
												242	H	Loyola Maryland	77 51
												243	H	Liberty	67 66
												275	A	Boston U.	62 59
												275	H	Boston U.	55 41
												290	A	Nevada	79 62
												304	A	Holy Cross	73 71
												304	H	Holy Cross	57 56
												312	A	Lehigh	66 64
												313	A	Air Force	64 46
												322	H	Lafayette	76 41
LAST 12 Division I GAMES:															
231	H	Colgate	61 69	242	H	Loyola Maryland	77 51								
275	H	Boston U.	55 41	231	A	Colgate	80 67								
304	A	Holy Cross	73 71	275	A	Boston U.	62 59								
170	A	Army West Point	63 58	304	H	Holy Cross	57 56								
312	A	Lehigh	66 64	58	A	Bucknell	64 67								
322	H	Lafayette	76 41	157	A	George Mason	64 68								

Non-Div I Games: Goucher 93 40

Navy

Nebraska

Through Games Of Feb. 7, 2017

Average RPI Win:	175	WON-LOST	WINNING	LAST 10	STRENGTH OF	OPP. STRENGTH	TEAM	ADJ.	CONF.	ADJ CONF.
Average RPI Loss:	52	RECORD	PCT. RANK	GAMES	SCHEDULE	OF SCHEDULE	RPI	RPI	RPI	RPI
DIV. I ONLY	5- 18	309	1- 9	12	25	179	179	6	6	
DIV. I NON-CONF.	4- 8	230	0- 1	12	12	149	149	6	6	
TOTALS	RPI 1-25	RPI 26-50	W-L RECORDS	RPI 51-100	RPI 101-150	RPI 150+				
5- 18	0- 3	0- 8	OVERALL	1- 6	0- 0	4- 1				
5- 8	0- 2	0- 4	HOME	1- 2	0- 0	4- 0				
0- 8	0- 1	0- 4	AWAY	0- 2	0- 0	0- 1				
0- 2	0- 0	0- 0	NEUTRAL	0- 2	0- 0	0- 0				
4- 8	0- 2	0- 4	NON-CONFERENCE	1- 2	0- 0	3- 0				
4- 4	0- 1	0- 3	HOME	1- 0	0- 0	3- 0				
0- 2	0- 1	0- 1	AWAY	0- 0	0- 0	0- 0				
0- 2	0- 0	0- 0	NEUTRAL	0- 2	0- 0	0- 0				
1- 10	0- 1	0- 4	CONFERENCE	0- 4	0- 0	1- 1				
1- 4	0- 1	0- 1	HOME	0- 2	0- 0	1- 0				
0- 6	0- 0	0- 3	AWAY	0- 2	0- 0	0- 1				
0- 0	0- 0	0- 0	NEUTRAL	0- 0	0- 0	0- 0				

RPI 1-25				RPI 26-50				RPI 51-100				RPI 101+ Team's RPI: 179			
RPI	S	Opponent	Score	RPI	S	Opponent	Score	RPI	S	Opponent	Score	RPI	S	Opponent	Score
1	H	UConn	41 84	28	H	Michigan	51 84	51	H	Northwestern	58 62	162	H	Omaha	66 58
17	H	Maryland	49 93	30	H	Missouri	35 55	53	H	Minnesota	69 79	189	H	Rutgers	62 58
22	A	Creighton	64 80	31	A	Ohio St.	75 95	56	N	Washington St.	65 79	192	A	Illinois	59 79
				32	H	Drake	70 84	65	H	Colorado St.	62 59	207	H	San Jose St.	83 61
				40	H	California	65 86	68	N	Virginia	51 73	254	H	UTRGV	71 53
				45	A	Virginia Tech	67 76	84	A	Penn St.	69 86				
				46	A	Michigan St.	73 93	94	A	Purdue	45 88				
				50	A	Iowa	72 75								
LAST 12 Division I GAMES:															
53	H	Minnesota	69 79	189	H	Rutgers	62 58								
31	A	Ohio St.	75 95	46	A	Michigan St.	73 93								
94	A	Purdue	45 88	17	H	Maryland	49 93								
28	H	Michigan	51 84	50	A	Iowa	72 75								
84	A	Penn St.	69 86	51	H	Northwestern	58 62								
192	A	Illinois	59 79	1	H	UConn	41 84								

Non-Div I Games:

Nebraska

■ Loss,
■ Non-Conf,
■ S Site,
■ H Home
■ A Away
N Neutral

Average RPI Win: 238		WON-LOST	WINNING	LAST 10	STRENGTH OF	OPP. STRENGTH	TEAM	ADJ.	CONF.	ADJ CONF.
Average RPI Loss: 170		RECORD	PCT. RANK	GAMES	SCHEDULE	OF SCHEDULE	RPI	RPI	RPI	RPI
DIV. I ONLY		7- 13	252	2- 8	281	164	290	290	13	13
DIV. I NON-CONF.		5- 5	165	1- 0	316	213	271	271	15	15
TOTALS	RPI 1-25	RPI 26-50		W-L RECORDS		RPI 51-100	RPI 101-150	RPI 150+		
7- 13	0- 0	0- 0		OVERALL		1- 1	0- 5	6- 7		
4- 8	0- 0	0- 0		HOME		1- 1	0- 4	3- 3		
3- 5	0- 0	0- 0		AWAY		0- 0	0- 1	3- 4		
0- 0	0- 0	0- 0		NEUTRAL		0- 0	0- 0	0- 0		
5- 5	0- 0	0- 0		NON-CONFERENCE		0- 1	0- 2	5- 2		
3- 4	0- 0	0- 0		HOME		0- 1	0- 2	3- 1		
2- 1	0- 0	0- 0		AWAY		0- 0	0- 0	2- 1		
0- 0	0- 0	0- 0		NEUTRAL		0- 0	0- 0	0- 0		
2- 8	0- 0	0- 0		CONFERENCE		1- 0	0- 3	1- 5		
1- 4	0- 0	0- 0		HOME		1- 0	0- 2	0- 2		
1- 4	0- 0	0- 0		AWAY		0- 0	0- 1	1- 3		
0- 0	0- 0	0- 0		NEUTRAL		0- 0	0- 0	0- 0		

RPI 1-25				RPI 26-50				RPI 51-100				RPI 101+				Team's RPI: 290	
RPI	S	Opponent	Score	RPI	S	Opponent	Score	RPI	S	Opponent	Score	RPI	S	Opponent	Score		
								70	H	Utah	50	80	101	H	Long Beach St.	93	97
								86	H	Boise St.	69	62	103	H	Wyoming	59	72
													122	H	Navy	62	79
													145	A	New Mexico	50	59
													145	H	New Mexico	63	69
													167	A	Fresno St.	54	68
													167	H	Fresno St.	70	71
													169	H	Memphis	75	67
													201	H	Utah St.	69	81
													207	A	San Jose St.	84	107
													217	A	San Diego	54	70
													234	A	San Diego St.	78	83
													237	H	Hawaii	67	59
													274	H	Portland	72	59
													276	A	Sacramento St.	99	95
													308	A	Pepperdine	69	60
													313	A	Air Force	56	51
													327	H	UC Irvine	59	72
LAST 12 Division I GAMES:																	
				201	H	Utah St.	69	81					145	H	New Mexico	63	69
				145	A	New Mexico	50	59					234	A	San Diego St.	78	83
				86	H	Boise St.	69	62					167	H	Fresno St.	70	71
				167	A	Fresno St.	54	68					207	A	San Jose St.	84	107
				313	A	Air Force	56	51					237	H	Hawaii	67	59
				103	H	Wyoming	59	72					217	A	San Diego	54	70

Non-Div I Games:	Holy Names	70	42
------------------	------------	----	----

Nevada

Loss, Non-Conf, S Site, H Home A Away N Neutral

New Hampshire

Through Games Of Feb. 7, 2017

Average RPI Win:	238	WON-LOST	WINNING	LAST 10	STRENGTH OF	OPP. STRENGTH	TEAM	ADJ.	CONF.	ADJ CONF.
Average RPI Loss:	103	RECORD	PCT. RANK	GAMES	SCHEDULE	OF SCHEDULE	RPI	RPI	RPI	RPI
DIV. I ONLY	18- 4	16	9- 1	280	226	100	100	22	22	
DIV. I NON-CONF.	9- 3	63	2- 0	299	223	131	131	22	22	
TOTALS	RPI 1-25	RPI 26-50	W-L RECORDS	RPI 51-100	RPI 101-150	RPI 150+				
18- 4	0- 1	0- 0	OVERALL	0- 1	2- 1	16- 1				
10- 1	0- 0	0- 0	HOME	0- 0	2- 0	8- 1				
8- 3	0- 1	0- 0	AWAY	0- 1	0- 1	8- 0				
0- 0	0- 0	0- 0	NEUTRAL	0- 0	0- 0	0- 0				
9- 3	0- 1	0- 0	NON-CONFERENCE	0- 1	0- 0	9- 1				
5- 1	0- 0	0- 0	HOME	0- 0	0- 0	5- 1				
4- 2	0- 1	0- 0	AWAY	0- 1	0- 0	4- 0				
0- 0	0- 0	0- 0	NEUTRAL	0- 0	0- 0	0- 0				
9- 1	0- 0	0- 0	CONFERENCE	0- 0	2- 1	7- 0				
5- 0	0- 0	0- 0	HOME	0- 0	2- 0	3- 0				
4- 1	0- 0	0- 0	AWAY	0- 0	0- 1	4- 0				
0- 0	0- 0	0- 0	NEUTRAL	0- 0	0- 0	0- 0				

RPI 1-25				RPI 26-50				RPI 51-100 Team's RPI: 100				RPI 101+			
RPI	S	Opponent	Score	RPI	S	Opponent	Score	RPI	S	Opponent	Score	RPI	S	Opponent	Score
18	A	Kentucky	43 92					92	A	Cornell	56 61	119	H	Maine	50 44
												150	A	Albany (NY)	55 64
												150	H	Albany (NY)	71 58
												151	H	Yale	58 64
												168	H	Hartford	58 50
												185	A	Northeastern	66 63
												198	A	Siena	77 67
												205	A	Binghamton	70 62
												206	H	Sacred Heart	71 43
												214	H	Dartmouth	64 47
												229	H	UMBC	60 50
												252	A	Stony Brook	56 45
												252	H	Stony Brook	49 46
												267	A	Manhattan	59 42
												272	A	Vermont	57 49
												275	A	Boston U.	59 51
												300	H	Bryant	62 60
												305	H	Central Conn. St.	56 52
												339	A	UMass Lowell	76 57
												342	H	Wagner	73 40
LAST 12 Division I GAMES:															
150	A	Albany (NY)	55 64	272	A	Vermont	57 49								
252	A	Stony Brook	56 45	205	A	Binghamton	70 62								
229	H	UMBC	60 50	150	H	Albany (NY)	71 58								
339	A	UMass Lowell	76 57	252	H	Stony Brook	49 46								
168	H	Hartford	58 50	214	H	Dartmouth	64 47								
119	H	Maine	50 44	267	A	Manhattan	59 42								

Non-Div I Games: New England Col. 58 38

New Hampshire

Loss, Non-Conf, S Site, H Home A Away N Neutral

New Mexico

Through Games Of Feb. 7, 2017

Average RPI Win:	217	WON-LOST	WINNING	LAST 10	STRENGTH OF	OPP. STRENGTH	TEAM	ADJ.	CONF.	ADJ CONF.
Average RPI Loss:	92	RECORD	PCT. RANK	GAMES	SCHEDULE	OF SCHEDULE	RPI	RPI	RPI	RPI
DIV. I ONLY	12- 10	149	5- 4	116	144	145	145	13	13	
DIV. I NON-CONF.	4- 6	209	0- 0	167	114	240	240	15	15	
TOTALS	RPI 1-25	RPI 26-50	W-L RECORDS	RPI 51-100	RPI 101-150	RPI 150+				
12- 10	0- 0	0- 1	OVERALL	1- 5	1- 3	10- 1				
8- 5	0- 0	0- 0	HOME	1- 3	1- 2	6- 0				
4- 5	0- 0	0- 1	AWAY	0- 2	0- 1	4- 1				
0- 0	0- 0	0- 0	NEUTRAL	0- 0	0- 0	0- 0				
4- 6	0- 0	0- 1	NON-CONFERENCE	0- 2	1- 2	3- 1				
4- 3	0- 0	0- 0	HOME	0- 1	1- 2	3- 0				
0- 3	0- 0	0- 1	AWAY	0- 1	0- 0	0- 1				
0- 0	0- 0	0- 0	NEUTRAL	0- 0	0- 0	0- 0				
8- 4	0- 0	0- 0	CONFERENCE	1- 3	0- 1	7- 0				
4- 2	0- 0	0- 0	HOME	1- 2	0- 0	3- 0				
4- 2	0- 0	0- 0	AWAY	0- 1	0- 1	4- 0				
0- 0	0- 0	0- 0	NEUTRAL	0- 0	0- 0	0- 0				

RPI 1-25				RPI 26-50				RPI 51-100				RPI 101+				Team's RPI: 145
RPI	S	Opponent	Score	RPI	S	Opponent	Score	RPI	S	Opponent	Score	RPI	S	Opponent	Score	
				43	A	Marquette	52 62	53	H	Minnesota	65 69	102	H	SMU	64 49	
								64	A	Texas Tech	58 69	103	A	Wyoming	52 68	
								65	H	Colorado St.	63 78	111	H	Saint Joseph's	67 79	
								80	A	UNLV	42 56	129	H	Tulsa	64 67	
								80	H	UNLV	52 61	167	A	Fresno St.	80 54	
								86	H	Boise St.	75 68	196	A	New Mexico St.	70 77	
												196	H	New Mexico St.	84 55	
												201	A	Utah St.	68 58	
												201	H	Utah St.	78 67	
												207	A	San Jose St.	82 72	
												234	H	San Diego St.	85 42	
												287	H	UTEP	79 66	
												290	A	Nevada	69 63	
												290	H	Nevada	59 50	
												346	H	Fairleigh Dickinson	83 56	
LAST 12 Division I GAMES:																
207	A	San Jose St.	82 72	65	H	Colorado St.	63 78									
80	H	UNLV	52 61	80	A	UNLV	42 56									
290	H	Nevada	59 50	290	A	Nevada	69 63									
201	A	Utah St.	68 58	201	H	Utah St.	78 67									
103	A	Wyoming	52 68	234	H	San Diego St.	85 42									
86	H	Boise St.	75 68	167	A	Fresno St.	80 54									

Non-Div I Games: Northern N.M. 87 47

New Mexico

■ Loss,
 ■ Non-Conf, S Site,
 ■ Home
 ■ Away
 N Neutral

Average RPI Win:	275	WON-LOST	WINNING	LAST 10	STRENGTH OF	OPP. STRENGTH	TEAM	ADJ.	CONF.	ADJ CONF.
Average RPI Loss:	132	RECORD	PCT. RANK	GAMES	SCHEDULE	OF SCHEDULE	RPI	RPI	RPI	RPI
DIV. I ONLY	14- 6	69	8- 1	343	161	196	196	29	29	
DIV. I NON-CONF.	6- 6	165	0- 3	298	107	217	217	29	29	
TOTALS	RPI 1-25	RPI 26-50	W-L RECORDS	RPI 51-100	RPI 101-150	RPI 150+				
14- 6	0- 0	0- 1	OVERALL	0- 1	1- 2	13- 2				
7- 1	0- 0	0- 0	HOME	0- 0	1- 1	6- 0				
6- 2	0- 0	0- 0	AWAY	0- 0	0- 1	6- 1				
1- 3	0- 0	0- 1	NEUTRAL	0- 1	0- 0	1- 1				
6- 6	0- 0	0- 1	NON-CONFERENCE	0- 1	1- 2	5- 2				
3- 1	0- 0	0- 0	HOME	0- 0	1- 1	2- 0				
2- 2	0- 0	0- 0	AWAY	0- 0	0- 1	2- 1				
1- 3	0- 0	0- 1	NEUTRAL	0- 1	0- 0	1- 1				
8- 0	0- 0	0- 0	CONFERENCE	0- 0	0- 0	8- 0				
4- 0	0- 0	0- 0	HOME	0- 0	0- 0	4- 0				
4- 0	0- 0	0- 0	AWAY	0- 0	0- 0	4- 0				
0- 0	0- 0	0- 0	NEUTRAL	0- 0	0- 0	0- 0				

RPI 1-25			RPI 26-50			RPI 51-100			RPI 101+			Team's RPI: 196
RPI	S	Opponent	Score	RPI	S	Opponent	Score	RPI	S	Opponent	Score	
				49	N	Quinnipiac	46 49	80	N	UNLV	47 52	
								125	H	Arizona	63 74	
								145	A	New Mexico	55 84	
								145	H	New Mexico	77 70	
								158	N	Santa Clara	46 60	
								207	H	San Jose St.	66 55	
								215	H	Seattle U	73 69	
								222	A	Grand Canyon	81 65	
								237	A	Hawaii	53 56	
								276	N	Sacramento St.	99 73	
								287	A	UTEP	67 59	
								289	A	CSU Bakersfield	64 55	
								296	A	Northern Ariz.	79 68	
								308	H	Pepperdine	75 66	
								309	A	UMKC	60 43	
								309	H	UMKC	78 72	
								329	A	Chicago St.	65 54	
								329	H	Chicago St.	100 63	
								331	H	Utah Valley	63 46	
LAST 12 Division I GAMES:												
329	A	Chicago St.	65 54	329	H	Chicago St.	100 63					
331	H	Utah Valley	63 46	309	H	UMKC	78 72					
215	H	Seattle U	73 69	158	N	Santa Clara	46 60					
309	A	UMKC	60 43	80	N	UNLV	47 52					
289	A	CSU Bakersfield	64 55	49	N	Quinnipiac	46 49					
222	A	Grand Canyon	81 65	287	A	UTEP	67 59					

Non-Div I Games: N.M. Highlands 94 37 Western N.M. 85 28

New Mexico St.

Average RPI Win:	294	WON-LOST	WINNING	LAST 10	STRENGTH OF	OPP. STRENGTH	TEAM	ADJ.	CONF.	ADJ CONF.
Average RPI Loss:	118	RECORD	PCT. RANK	GAMES	SCHEDULE	OF SCHEDULE	RPI	RPI	RPI	RPI
DIV. I ONLY	8- 10	210	5- 5	181	287	195	195	27	27	
DIV. I NON-CONF.	2- 5	259	0- 0	80	133	180	180	27	27	
TOTALS	RPI 1-25	RPI 26-50	W-L RECORDS	RPI 51-100	RPI 101-150	RPI 150+				
8- 10	0- 1	0- 0	OVERALL	0- 1	0- 7	8- 1				
4- 3	0- 0	0- 0	HOME	0- 0	0- 2	4- 1				
4- 7	0- 1	0- 0	AWAY	0- 1	0- 5	4- 0				
0- 0	0- 0	0- 0	NEUTRAL	0- 0	0- 0	0- 0				
2- 5	0- 1	0- 0	NON-CONFERENCE	0- 1	0- 2	2- 1				
1- 1	0- 0	0- 0	HOME	0- 0	0- 0	1- 1				
1- 4	0- 1	0- 0	AWAY	0- 1	0- 2	1- 0				
0- 0	0- 0	0- 0	NEUTRAL	0- 0	0- 0	0- 0				
6- 5	0- 0	0- 0	CONFERENCE	0- 0	0- 5	6- 0				
3- 2	0- 0	0- 0	HOME	0- 0	0- 2	3- 0				
3- 3	0- 0	0- 0	AWAY	0- 0	0- 3	3- 0				
0- 0	0- 0	0- 0	NEUTRAL	0- 0	0- 0	0- 0				

RPI 1-25				RPI 26-50				RPI 51-100				RPI 101+ Team's RPI: 195			
RPI	S	Opponent	Score	RPI	S	Opponent	Score	RPI	S	Opponent	Score	RPI	S	Opponent	Score
7	A	Texas	48 80					71	A	Iowa St.	63 100	110	A	SFA	61 88
												113	H	Central Ark.	51 55
												116	A	Alabama	57 78
												117	A	Southern Miss.	53 78
												130	A	Lamar University	42 73
												130	H	Lamar University	55 66
												135	A	Abilene Christian	55 68
												203	H	Texas Southern	63 57
												251	H	South Ala.	62 65
												262	A	Jacksonville St.	81 79
												265	A	McNeese	71 59
												303	H	A&M-Corpus Christi	75 54
												307	H	Nicholls St.	81 77
												335	A	Incarinate Word	71 67
												337	A	Houston Baptist	73 63
												343	H	Sam Houston St.	78 49
LAST 12 Division I GAMES:															
307	H	Nicholls St.	81 77	343	H	Sam Houston St.	78 49								
130	H	Lamar University	55 66	335	A	Incarinate Word	71 67								
110	A	SFA	61 88	130	A	Lamar University	42 73								
265	A	McNeese	71 59	135	A	Abilene Christian	55 68								
113	H	Central Ark.	51 55	303	H	A&M-Corpus Christi	75 54								
337	A	Houston Baptist	73 63	7	A	Texas	48 80								

Non-Div I Games: Blue Mountain 75 37 Crowley's Ridge 123 33 Trinity Baptist 100 35

New Orleans

Loss, Non-Conf, S Site, H Home A Away N Neutral

Niagara

Through Games Of Feb. 7, 2017

Average RPI Win: 224	WON-LOST	WINNING	LAST 10	STRENGTH OF	OPP. STRENGTH	TEAM	ADJ.	CONF.	ADJ CONF.
Average RPI Loss: 130	RECORD	PCT. RANK	GAMES	SCHEDULE	OF SCHEDULE	RPI	RPI	RPI	RPI
DIV. I ONLY	6- 17	295	2- 8	72	204	219	219	17	17
DIV. I NON-CONF.	3- 6	230	0- 0	5	159	87	87	17	17
TOTALS	RPI 1-25	RPI 26-50	W-L RECORDS	RPI 51-100	RPI 101-150	RPI 150+			
6- 17	0- 1	0- 4	OVERALL	0- 2	0- 4	6- 6			
4- 7	0- 1	0- 1	HOME	0- 0	0- 2	4- 3			
2- 10	0- 0	0- 3	AWAY	0- 2	0- 2	2- 3			
0- 0	0- 0	0- 0	NEUTRAL	0- 0	0- 0	0- 0			
3- 6	0- 1	0- 2	NON-CONFERENCE	0- 2	0- 1	3- 0			
2- 1	0- 1	0- 0	HOME	0- 0	0- 0	2- 0			
1- 5	0- 0	0- 2	AWAY	0- 2	0- 1	1- 0			
0- 0	0- 0	0- 0	NEUTRAL	0- 0	0- 0	0- 0			
3- 11	0- 0	0- 2	CONFERENCE	0- 0	0- 3	3- 6			
2- 6	0- 0	0- 1	HOME	0- 0	0- 2	2- 3			
1- 5	0- 0	0- 1	AWAY	0- 0	0- 1	1- 3			
0- 0	0- 0	0- 0	NEUTRAL	0- 0	0- 0	0- 0			

RPI 1-25				RPI 26-50				RPI 51-100				RPI 101+ Team's RPI: 219			
RPI	S	Opponent	Score	RPI	S	Opponent	Score	RPI	S	Opponent	Score	RPI	S	Opponent	Score
17	H	Maryland	64 96	28	A	Michigan	35 107	69	A	Buffalo	63 73	115	A	Fordham	69 92
				34	A	Syracuse	60 109	72	A	Drexel	57 69	127	H	Rider	58 78
				49	A	Quinnipiac	45 61					148	A	Iona	61 68
				49	H	Quinnipiac	64 71					148	H	Iona	55 65
												168	H	Hartford	75 62
												180	A	Fairfield	63 66
												180	H	Fairfield	55 65
												194	A	Cleveland St.	67 49
												198	A	Siena	53 71
												224	H	St. Bonaventure	65 43
												225	H	Monmouth	66 45
												232	H	Marist	58 60
												245	H	Canisius	57 65
												267	A	Manhattan	62 59
												267	H	Manhattan	65 42
												311	A	Saint Peter's	66 78
LAST 12 Division I GAMES:															
267	H	Manhattan	65 42	267	A	Manhattan	62 59								
148	H	Iona	55 65	148	A	Iona	61 68								
180	A	Fairfield	63 66	232	H	Marist	58 60								
49	A	Quinnipiac	45 61	49	H	Quinnipiac	64 71								
180	H	Fairfield	55 65	198	A	Siena	53 71								
245	H	Canisius	57 65	311	A	Saint Peter's	66 78								

Non-Div I Games:

Niagara

■ Loss,
 ■ Non-Conf, S Site,
 ■ Home
 ■ Away
 N Neutral

Average RPI Win:	295	WON-LOST	WINNING	LAST 10	STRENGTH OF	OPP. STRENGTH	TEAM	ADJ.	CONF.	ADJ CONF.
Average RPI Loss:	200	RECORD	PCT. RANK	GAMES	SCHEDULE	OF SCHEDULE	RPI	RPI	RPI	RPI
DIV. I ONLY	8- 14	243	5- 5	326	318	307	307	27	27	
DIV. I NON-CONF.	3- 8	262	0- 1	275	328	303	303	27	27	
TOTALS	RPI 1-25	RPI 26-50	W-L RECORDS	RPI 51-100	RPI 101-150	RPI 150+				
8- 14	0- 0	0- 0	OVERALL	0- 2	1- 3	7- 9				
5- 3	0- 0	0- 0	HOME	0- 0	1- 2	4- 1				
3- 10	0- 0	0- 0	AWAY	0- 0	0- 0	3- 1				
0- 1	0- 0	0- 0	NEUTRAL	0- 0	0- 0	0- 1				
3- 8	0- 0	0- 0	NON-CONFERENCE	0- 2	0- 1	3- 5				
2- 1	0- 0	0- 0	HOME	0- 0	0- 1	2- 0				
1- 6	0- 0	0- 0	AWAY	0- 2	0- 0	1- 4				
0- 1	0- 0	0- 0	NEUTRAL	0- 0	0- 0	0- 1				
5- 6	0- 0	0- 0	CONFERENCE	0- 0	1- 2	4- 4				
3- 2	0- 0	0- 0	HOME	0- 0	1- 1	2- 1				
2- 4	0- 0	0- 0	AWAY	0- 0	0- 1	2- 3				
0- 0	0- 0	0- 0	NEUTRAL	0- 0	0- 0	0- 0				

RPI 1-25			RPI 26-50			RPI 51-100			RPI 101+ Team's RPI: 307		
RPI	S	Opponent	Score	RPI	S	Opponent	Score	RPI	S	Opponent	Score
								78	A	Gonzaga	46 78
								81	A	Jacksonville	71 76
								105	H	Troy	75 100
								110	A	SFA	55 80
								130	H	Lamar University	78 67
								135	H	Abilene Christian	73 89
								159	A	Louisiana Tech	52 68
								169	A	Memphis	62 73
								195	A	New Orleans	77 81
								230	A	Grambling	71 60
								262	A	Jacksonville St.	52 75
								281	N	North Florida	74 77
								284	A	Prairie View	67 69
								301	A	Northwestern St.	58 75
								303	A	A&M-Corpus Christi	60 65
								303	H	A&M-Corpus Christi	74 54
								332	H	La.-Monroe	73 54
								334	A	Southeastern La.	76 60
								335	H	Incarnate Word	52 78
								337	H	Houston Baptist	76 57
								343	A	Sam Houston St.	66 59
								348	H	Jackson St.	83 76
LAST 12 Division I GAMES:											
195	A	New Orleans	77 81	110	A	SFA	55 80				
334	A	Southeastern La.	76 60	301	A	Northwestern St.	58 75				
303	A	A&M-Corpus Christi	60 65	343	A	Sam Houston St.	66 59				
337	H	Houston Baptist	76 57	303	H	A&M-Corpus Christi	74 54				
130	H	Lamar University	78 67	335	H	Incarnate Word	52 78				
135	H	Abilene Christian	73 89	169	A	Memphis	62 73				

Non-Div I Games:

Nicholls St.

■ Loss,
 ■ Non-Conf,
 ■ S Site,
 ■ Home
 ■ A Away
 N Neutral

Average RPI Win: 314		WON-LOST	WINNING	LAST 10	STRENGTH OF	OPP. STRENGTH	TEAM	ADJ.	CONF.	ADJ CONF.
Average RPI Loss: 189		RECORD	PCT. RANK	GAMES	SCHEDULE	OF SCHEDULE	RPI	RPI	RPI	RPI
DIV. I ONLY		10- 10	169	7- 3	344	322	268	268	32	32
DIV. I NON-CONF.		3- 7	250	0- 2	301	280	263	263	31	31
TOTALS		RPI 1-25	RPI 26-50	W-L RECORDS	RPI 51-100	RPI 101-150	RPI 150+			
10- 10	0- 0		0- 0	OVERALL	0- 0	0- 2	10- 8			
3- 3	0- 0		0- 0	HOME	0- 0	0- 1	3- 2			
7- 6	0- 0		0- 0	AWAY	0- 0	0- 1	7- 5			
0- 1	0- 0		0- 0	NEUTRAL	0- 0	0- 0	0- 1			
3- 7	0- 0		0- 0	NON-CONFERENCE	0- 0	0- 2	3- 5			
0- 1	0- 0		0- 0	HOME	0- 0	0- 1	0- 0			
3- 5	0- 0		0- 0	AWAY	0- 0	0- 1	3- 4			
0- 1	0- 0		0- 0	NEUTRAL	0- 0	0- 0	0- 1			
7- 3	0- 0		0- 0	CONFERENCE	0- 0	0- 0	7- 3			
3- 2	0- 0		0- 0	HOME	0- 0	0- 0	3- 2			
4- 1	0- 0		0- 0	AWAY	0- 0	0- 0	4- 1			
0- 0	0- 0		0- 0	NEUTRAL	0- 0	0- 0	0- 0			

RPI 1-25				RPI 26-50				RPI 51-100				RPI 101+ Team's RPI: 268			
RPI	S	Opponent	Score	RPI	S	Opponent	Score	RPI	S	Opponent	Score	RPI	S	Opponent	Score
												131	H	William & Mary	52 65
												133	A	Old Dominion	54 65
												155	H	Hampton	57 58
												157	A	George Mason	33 60
												166	A	Towson	58 61
												168	N	Hartford	51 61
												220	A	UNCW	56 64
												248	H	Bethune-Cookman	58 68
												256	A	UNCG	52 59
												260	A	Savannah St.	53 59
												260	H	Savannah St.	61 55
												277	H	N.C. A&T	69 53
												288	A	High Point	63 60
												293	A	Coppin St.	49 45
												312	A	Lehigh	81 57
												336	A	Longwood	85 56
												340	A	South Carolina St.	68 53
												344	H	N.C. Central	71 40
												345	A	Delaware St.	82 74
												347	A	Morgan St.	56 47
LAST 12 Division I GAMES:															
				260	A	Savannah St.	53 59	345	A	Delaware St.	82 74				
				340	A	South Carolina St.	68 53	344	H	N.C. Central	71 40				
				277	H	N.C. A&T	69 53	260	H	Savannah St.	61 55				
				248	H	Bethune-Cookman	58 68	347	A	Morgan St.	56 47				
				293	A	Coppin St.	49 45	166	A	Towson	58 61				
				155	H	Hampton	57 58	256	A	UNCG	52 59				

Non-Div I Games:	Lincoln (PA)	62	28	Saint Augustine's	99	59
------------------	--------------	----	----	-------------------	----	----

Norfolk St.

■ Loss, ■ Non-Conf, S Site, H Home A Away N Neutral

North Carolina

Through Games Of Feb. 7, 2017

Average RPI Win:	171	WON-LOST	WINNING	LAST 10	STRENGTH OF	OPP. STRENGTH	TEAM	ADJ.	CONF.	ADJ CONF.
Average RPI Loss:	45	RECORD	PCT. RANK	GAMES	SCHEDULE	OF SCHEDULE	RPI	RPI	RPI	RPI
DIV. I ONLY	13- 10	135	2- 2	43	64	85	85	3	3	
DIV. I NON-CONF.	11- 2	24	1- 0	166	185	67	67	4	4	
TOTALS	RPI 1-25	RPI 26-50	W-L RECORDS	RPI 51-100	RPI 101-150	RPI 150+				
13- 10	0- 4	2- 3	OVERALL	4- 1	0- 2	7- 0				
10- 3	0- 2	2- 0	HOME	2- 1	0- 0	6- 0				
1- 5	0- 2	0- 1	AWAY	0- 0	0- 2	1- 0				
2- 2	0- 0	0- 2	NEUTRAL	2- 0	0- 0	0- 0				
11- 2	0- 0	1- 2	NON-CONFERENCE	3- 0	0- 0	7- 0				
8- 0	0- 0	1- 0	HOME	1- 0	0- 0	6- 0				
1- 0	0- 0	0- 0	AWAY	0- 0	0- 0	1- 0				
2- 2	0- 0	0- 2	NEUTRAL	2- 0	0- 0	0- 0				
2- 8	0- 4	1- 1	CONFERENCE	1- 1	0- 2	0- 0				
2- 3	0- 2	1- 0	HOME	1- 1	0- 0	0- 0				
0- 5	0- 2	0- 1	AWAY	0- 0	0- 2	0- 0				
0- 0	0- 0	0- 0	NEUTRAL	0- 0	0- 0	0- 0				

RPI S	Opponent	Score	RPI S	Opponent	Score	RPI S	Opponent	Score	RPI S	Opponent	Score
2	H Notre Dame	55 77	26	N LSU	43 70	53	N Minnesota	91 77	112	A Clemson	67 78
5	H Florida St.	77 90	27	H Elon	78 73	58	H Bucknell	65 50	141	A Pittsburgh	48 68
10	A Duke	58 70	29	N South Fla.	55 83	60	H Wake Forest	77 80	204	A Wisconsin	72 59
19	A Miami (FL)	88 100	36	H North Carolina St.	83 70	68	H Virginia	67 58	212	H Alabama St.	84 54
			45	A Virginia Tech	68 76	81	N Jacksonville	87 57	249	H Marshall	75 53
									253	H Charleston So.	93 77
									293	H Coppin St.	90 55
									340	H South Carolina St.	82 49
									349	H Alabama A&M	80 35
LAST 12 Division I GAMES:											
53	N Minnesota	91 77	141	A Pittsburgh	48 68						
112	A Clemson	67 78	10	A Duke	58 70						
36	H North Carolina St.	83 70	68	H Virginia	67 58						
19	A Miami (FL)	88 100	5	H Florida St.	77 90						
2	H Notre Dame	55 77	45	A Virginia Tech	68 76						
60	H Wake Forest	77 80	340	H South Carolina St.	82 49						

Non-Div I Games:

North Carolina

Loss, Non-Conf, S Site, H Home A Away N Neutral

Average RPI Win:	152	WON-LOST	WINNING	LAST 10	STRENGTH OF	OPP. STRENGTH	TEAM	ADJ.	CONF.	ADJ CONF.
Average RPI Loss:	37	RECORD	PCT. RANK	GAMES	SCHEDULE	OF SCHEDULE	RPI	RPI	RPI	RPI
DIV. I ONLY	17- 6	44	7- 3	57	44	36	36	3	3	
DIV. I NON-CONF.	10- 3	54	1- 1	251	140	107	107	4	4	
TOTALS	RPI 1-25	RPI 26-50	W-L RECORDS	RPI 51-100	RPI 101-150	RPI 150+				
17- 6	4- 2	0- 3	OVERALL	2- 1	2- 0	9- 0				
12- 1	2- 1	0- 0	HOME	1- 0	2- 0	7- 0				
4- 3	2- 0	0- 2	AWAY	1- 1	0- 0	1- 0				
1- 2	0- 1	0- 1	NEUTRAL	0- 0	0- 0	1- 0				
10- 3	0- 1	0- 2	NON-CONFERENCE	1- 0	0- 0	9- 0				
8- 0	0- 0	0- 0	HOME	1- 0	0- 0	7- 0				
1- 1	0- 0	0- 1	AWAY	0- 0	0- 0	1- 0				
1- 2	0- 1	0- 1	NEUTRAL	0- 0	0- 0	1- 0				
7- 3	4- 1	0- 1	CONFERENCE	1- 1	2- 0	0- 0				
4- 1	2- 1	0- 0	HOME	0- 0	2- 0	0- 0				
3- 2	2- 0	0- 1	AWAY	1- 1	0- 0	0- 0				
0- 0	0- 0	0- 0	NEUTRAL	0- 0	0- 0	0- 0				

RPI 1-25				RPI 26-50				Team's RPI: 36	RPI 51-100				RPI 101+			
RPI	S	Opponent	Score	RPI	S	Opponent	Score		RPI	S	Opponent	Score	RPI	S	Opponent	Score
2	H	Notre Dame	70 62	26	N	LSU	58 59		52	H	Indiana	84 70	112	H	Clemson	65 53
5	A	Florida St.	70 61	34	A	Syracuse	75 85		60	A	Wake Forest	65 50	141	H	Pittsburgh	55 42
10	H	Duke	55 52	39	A	Tulane	58 63		85	A	North Carolina	70 83	155	H	Hampton	81 56
13	A	Louisville	72 70										178	H	Col. of Charleston	91 47
19	H	Miami (FL)	64 67										220	H	UNCW	86 54
21	N	Kansas St.	50 67										235	H	Wofford	80 40
													241	H	UMES	77 58
													251	A	South Ala.	74 31
													281	H	North Florida	78 52
													287	N	UTEP	71 55
													344	H	N.C. Central	83 33
LAST 12 Division I GAMES:																
13	A	Louisville	72 70	60	A	Wake Forest	65 50									
85	A	North Carolina	70 83	19	H	Miami (FL)	64 67									
141	H	Pittsburgh	55 42	5	A	Florida St.	70 61									
112	H	Clemson	65 53	2	H	Notre Dame	70 62									
10	H	Duke	55 52	251	A	South Ala.	74 31									
34	A	Syracuse	75 85	39	A	Tulane	58 63									

Non-Div I Games:

North Carolina St.

■ Loss,
 ■ Non-Conf, S Site,
 ■ Home
 ■ Away
 N Neutral

KORON BARRETT				THROUGH GAMES OF FEB. 7, 1917.						
Average RPI Win:	244	WON-LOST	WINNING	LAST 10	STRENGTH OF	OPP. STRENGTH	TEAM	ADJ.	CONF.	ADJ CONF.
Average RPI Loss:	65	RECORD	PCT. RANK	GAMES	SCHEDULE	OF SCHEDULE	RPI	RPI	RPI	RPI
DIV. I ONLY	13- 7	100	9- 1	225	128	138	138	19	19	
DIV. I NON-CONF.	3- 6	230	1- 0	114	18	174	174	19	19	
TOTALS	RPI 1-25	RPI 26-50	W-L RECORDS	RPI 51-100	RPI 101-150	RPI 150+				
13- 7	0- 0	0- 3	OVERALL	0- 3	2- 0	11- 1				
6- 4	0- 0	0- 3	HOME	0- 1	1- 0	5- 0				
7- 3	0- 0	0- 0	AWAY	0- 2	1- 0	6- 1				
0- 0	0- 0	0- 0	NEUTRAL	0- 0	0- 0	0- 0				
3- 6	0- 0	0- 3	NON-CONFERENCE	0- 2	1- 0	2- 1				
1- 3	0- 0	0- 3	HOME	0- 0	1- 0	0- 0				
2- 3	0- 0	0- 0	AWAY	0- 2	0- 0	2- 1				
0- 0	0- 0	0- 0	NEUTRAL	0- 0	0- 0	0- 0				
10- 1	0- 0	0- 0	CONFERENCE	0- 1	1- 0	9- 0				
5- 1	0- 0	0- 0	HOME	0- 1	0- 0	5- 0				
5- 0	0- 0	0- 0	AWAY	0- 0	1- 0	4- 0				
0- 0	0- 0	0- 0	NEUTRAL	0- 0	0- 0	0- 0				

RPI 1-25				RPI 26-50				RPI 51-100				RPI 101+				Team's RPI: 138	
RPI	S	Opponent	Score	RPI	S	Opponent	Score	RPI	S	Opponent	Score	RPI	S	Opponent	Score		
				32	H	Drake	91 99	57	A	UNI	53 74	108	A	Northern Colo.	57 51		
				38	H	South Dakota St.	72 83	63	H	Montana St.	71 74	149	H	San Francisco	71 63		
				50	H	Iowa	60 75	64	A	Texas Tech	80 90	154	A	Kansas	71 76		
												190	A	Idaho St.	65 62		
												217	A	San Diego	65 61		
												228	A	Weber St.	70 65		
												258	H	Portland St.	65 61		
												273	A	Southern Utah	68 65		
												273	H	Southern Utah	75 70		
												276	H	Sacramento St.	94 71		
												282	A	North Dakota St.	76 55		
												296	A	Northern Ariz.	80 78		
												296	H	Northern Ariz.	88 69		
												328	H	Montana	73 63		
LAST 12 Division I GAMES:																	
				108	A	Northern Colo.	57 51	63	H	Montana St.	71 74						
				296	H	Northern Ariz.	88 69	273	A	Southern Utah	68 65						
				273	H	Southern Utah	75 70	296	A	Northern Ariz.	80 78						
				190	A	Idaho St.	65 62	276	H	Sacramento St.	94 71						
				228	A	Weber St.	70 65	258	H	Portland St.	65 61						
				328	H	Montana	73 63	217	A	San Diego	65 61						

Non-Div I Games:	Mayville St.	70	43	Mary	79	67
------------------	--------------	----	----	------	----	----

North Dakota

■ Loss, ■ Non-Conf, S Site, H Home A Away N Neutral

Average RPI Win: 228	WON-LOST	WINNING	LAST 10	STRENGTH OF	OPP. STRENGTH	TEAM	ADJ.	CONF.	ADJ CONF.
Average RPI Loss: 147	RECORD	PCT. RANK	GAMES	SCHEDULE	OF SCHEDULE	RPI	RPI	RPI	RPI
DIV. I ONLY	3- 18	330	3- 7	81	248	282	282	11	11
DIV. I NON-CONF.	0- 11	335	0- 2	141	336	335	335	10	10
TOTALS	RPI 1-25	RPI 26-50	W-L RECORDS	RPI 51-100	RPI 101-150	RPI 150+			
3- 18	0- 0	0- 2	OVERALL	1- 5	0- 2	2- 9			
2- 6	0- 0	0- 1	HOME	1- 1	0- 2	1- 2			
1- 10	0- 0	0- 1	AWAY	0- 3	0- 0	1- 6			
0- 2	0- 0	0- 0	NEUTRAL	0- 1	0- 0	0- 1			
0- 11	0- 0	0- 0	NON-CONFERENCE	0- 2	0- 1	0- 8			
0- 3	0- 0	0- 0	HOME	0- 1	0- 1	0- 1			
0- 6	0- 0	0- 0	AWAY	0- 0	0- 0	0- 6			
0- 2	0- 0	0- 0	NEUTRAL	0- 1	0- 0	0- 1			
3- 7	0- 0	0- 2	CONFERENCE	1- 3	0- 1	2- 1			
2- 3	0- 0	0- 1	HOME	1- 0	0- 1	1- 1			
1- 4	0- 0	0- 1	AWAY	0- 3	0- 0	1- 0			
0- 0	0- 0	0- 0	NEUTRAL	0- 0	0- 0	0- 0			

RPI 1-25				RPI 26-50				RPI 51-100				RPI 101+				Team's RPI: 282	
RPI	S	Opponent	Score	RPI	S	Opponent	Score	RPI	S	Opponent	Score	RPI	S	Opponent	Score		
				38	A	South Dakota St.	44 70	59	A	South Dakota	48 80	136	H	Oral Roberts	50 70		
				38	H	South Dakota St.	66 69	59	H	South Dakota	83 73	138	H	North Dakota	55 76		
								76	A	IUPUI	58 71	160	A	Oakland	66 95		
								83	N	Central Mich.	55 77	162	H	Western Mich.	63 68		
								89	H	Colorado	59 76	162	H	Omaha	60 80		
								91	A	Western Ill.	81 110	171	A	Providence	63 86		
												172	A	Milwaukee	74 79		
												246	N	UC Santa Barbara	59 66		
												254	A	UTRGV	67 81		
												269	A	Cal Poly	46 73		
												298	A	Massachusetts	58 70		
												302	A	Denver	86 80		
												323	H	Fort Wayne	68 56		
LAST 12 Division I GAMES:																	
				38	A	South Dakota St.	44 70	323	H	Fort Wayne	68 56						
				136	H	Oral Roberts	50 70	59	H	South Dakota	83 73						
				59	A	South Dakota	48 80	302	A	Denver	86 80						
				76	A	IUPUI	58 71	38	H	South Dakota St.	66 69						
				162	H	Omaha	60 80	246	N	UC Santa Barbara	59 66						
				91	A	Western Ill.	81 110	254	A	UTRGV	67 81						

Non-Div I Games: Mayville St. 93 44 Dickinson St. 70 63

North Dakota St.

■ Loss,
 ■ Non-Conf,
 ■ S Site,
 ■ H Home
 ■ A Away
 N Neutral

North Florida

Through Games Of Feb. 7, 2017

Average RPI Win:	295	WON-LOST	WINNING	LAST 10	STRENGTH OF	OPP. STRENGTH	TEAM	ADJ.	CONF.	ADJ CONF.
Average RPI Loss:	166	RECORD	PCT. RANK	GAMES	SCHEDULE	OF SCHEDULE	RPI	RPI	RPI	RPI
DIV. I ONLY	5- 15	301	1- 8	183	274	281	281	24	24	
DIV. I NON-CONF.	4- 8	230	0- 3	172	286	236	236	23	23	
TOTALS	RPI 1-25	RPI 26-50	W-L RECORDS	RPI 51-100	RPI 101-150	RPI 150+				
5- 15	0- 1	0- 2	OVERALL	0- 2	0- 2	5- 8				
2- 6	0- 0	0- 0	HOME	0- 1	0- 1	2- 4				
2- 8	0- 1	0- 2	AWAY	0- 1	0- 1	2- 3				
1- 1	0- 0	0- 0	NEUTRAL	0- 0	0- 0	1- 1				
4- 8	0- 1	0- 2	NON-CONFERENCE	0- 0	0- 0	4- 5				
2- 2	0- 0	0- 0	HOME	0- 0	0- 0	2- 2				
1- 5	0- 1	0- 2	AWAY	0- 0	0- 0	1- 2				
1- 1	0- 0	0- 0	NEUTRAL	0- 0	0- 0	1- 1				
1- 7	0- 0	0- 0	CONFERENCE	0- 2	0- 2	1- 3				
0- 4	0- 0	0- 0	HOME	0- 1	0- 1	0- 2				
1- 3	0- 0	0- 0	AWAY	0- 1	0- 1	1- 1				
0- 0	0- 0	0- 0	NEUTRAL	0- 0	0- 0	0- 0				

RPI 1-25				RPI 26-50				RPI 51-100				RPI 101+				Team's RPI: 281	
RPI	S	Opponent	Score	RPI	S	Opponent	Score	RPI	S	Opponent	Score	RPI	S	Opponent	Score		
5	A	Florida St.	39 95	29	A	South Fla.	42 78	81	A	Jacksonville	58 68	132	A	Stetson	44 68		
				36	A	North Carolina St.	52 78	90	H	FGCU	51 68	132	H	Stetson	44 62		
												173	A	Xavier	46 83		
												178	A	Col. of Charleston	60 47		
												188	H	Morehead St.	65 84		
												235	H	Wofford	60 79		
												248	A	Bethune-Cookman	50 52		
												251	N	South Ala.	55 62		
												294	H	Lipscomb	58 60		
												295	H	Kennesaw St.	61 67		
												306	A	NJIT	62 64		
												307	N	Nicholls St.	77 74		
												317	A	USC Upstate	78 67		
												330	H	Fla. Atlantic	95 88		
												341	H	Florida A&M	71 60		
LAST 12 Division I GAMES:																	
132	H	Stetson	44 62	306	A	NJIT	62 64										
90	H	FGCU	51 68	81	A	Jacksonville	58 68										
132	A	Stetson	44 68	235	H	Wofford	60 79										
295	H	Kennesaw St.	61 67	5	A	Florida St.	39 95										
294	H	Lipscomb	58 60	248	A	Bethune-Cookman	50 52										
317	A	USC Upstate	78 67	188	H	Morehead St.	65 84										

Non-Div I Games: Warner 72 44 Webber Int'l 103 57 Edward Waters 70 50

North Florida

Loss, Non-Conf, S Site, H Home A Away N Neutral

North Texas

Through Games Of Feb. 7, 2017

Average RPI Win:	177	WON-LOST	WINNING	LAST 10	STRENGTH OF	OPP. STRENGTH	TEAM	ADJ.	CONF.	ADJ CONF.
Average RPI Loss:	130	RECORD	PCT. RANK	GAMES	SCHEDULE	OF SCHEDULE	RPI	RPI	RPI	RPI
DIV. I ONLY	7- 14	263	4- 6	90	168	199	199	14	14	
DIV. I NON-CONF.	3- 8	262	0- 2	163	200	252	252	16	16	
TOTALS	RPI 1-25	RPI 26-50	W-L RECORDS	RPI 51-100	RPI 101-150	RPI 150+				
7- 14	0- 0	0- 1	OVERALL	0- 4	4- 3	3- 6				
4- 5	0- 0	0- 0	HOME	0- 2	3- 0	1- 3				
3- 7	0- 0	0- 1	AWAY	0- 2	1- 3	2- 1				
0- 2	0- 0	0- 0	NEUTRAL	0- 0	0- 0	0- 2				
3- 8	0- 0	0- 1	NON-CONFERENCE	0- 1	2- 2	1- 4				
2- 2	0- 0	0- 0	HOME	0- 1	1- 0	1- 1				
1- 4	0- 0	0- 1	AWAY	0- 0	1- 2	0- 1				
0- 2	0- 0	0- 0	NEUTRAL	0- 0	0- 0	0- 2				
4- 6	0- 0	0- 0	CONFERENCE	0- 3	2- 1	2- 2				
2- 3	0- 0	0- 0	HOME	0- 1	2- 0	0- 2				
2- 3	0- 0	0- 0	AWAY	0- 2	0- 1	2- 0				
0- 0	0- 0	0- 0	NEUTRAL	0- 0	0- 0	0- 0				

RPI S	Opponent	Score	RPI S	Opponent	Score	RPI S	Opponent	Score	RPI S	Opponent	Score	Team's RPI: 199
48	A Little Rock	44 55	52	H Indiana	64 94	102	A SMU	51 65				
			88	A Charlotte	49 66	117	H Southern Miss.	75 62				
			88	H Charlotte	63 78	125	A Arizona	62 58				
			93	A Middle Tenn.	52 60	129	A Tulsa	58 63				
						133	A Old Dominion	47 62				
						133	H Old Dominion	65 55				
						148	H Iona	66 55				
						152	A Missouri St.	54 63				
						159	H Louisiana Tech	65 72				
						162	N Omaha	57 85				
						176	A Rice	77 69				
						176	H Rice	49 51				
						184	H Texas St.	58 59				
						202	A UAB	59 58				
						254	N UTRGV	69 74				
						335	H Incarnate Word	84 61				
LAST 12 Division I GAMES:												
176	A Rice	77 69	93	A Middle Tenn.	52 60							
133	A Old Dominion	47 62	202	A UAB	59 58							
88	A Charlotte	49 66	133	H Old Dominion	65 55							
159	H Louisiana Tech	65 72	88	H Charlotte	63 78							
117	H Southern Miss.	75 62	184	H Texas St.	58 59							
176	H Rice	49 51	152	A Missouri St.	54 63							

Non-Div I Games:

North Texas

Loss, Non-Conf, S Site, H Home A Away N Neutral

Average RPI Win:	227	WON-LOST	WINNING	LAST 10	STRENGTH OF	OPP. STRENGTH	TEAM	ADJ.	CONF.	ADJ CONF.
Average RPI Loss:	86	RECORD	PCT. RANK	GAMES	SCHEDULE	OF SCHEDULE	RPI	RPI	RPI	RPI
DIV. I ONLY	7- 16	276	2- 8	54	115	185	185	8	8	
DIV. I NON-CONF.	4- 8	230	1- 0	100	143	187	187	8	8	
TOTALS	RPI 1-25	RPI 26-50	W-L RECORDS	RPI 51-100	RPI 101-150	RPI 150+				
7- 16	0- 1	0- 5	OVERALL	0- 4	0- 5	7- 1				
4- 6	0- 0	0- 2	HOME	0- 2	0- 2	4- 0				
3- 7	0- 0	0- 3	AWAY	0- 1	0- 3	3- 0				
0- 3	0- 1	0- 0	NEUTRAL	0- 1	0- 0	0- 1				
4- 8	0- 1	0- 2	NON-CONFERENCE	0- 2	0- 2	4- 1				
2- 2	0- 0	0- 0	HOME	0- 1	0- 1	2- 0				
2- 3	0- 0	0- 2	AWAY	0- 0	0- 1	2- 0				
0- 3	0- 1	0- 0	NEUTRAL	0- 1	0- 0	0- 1				
3- 8	0- 0	0- 3	CONFERENCE	0- 2	0- 3	3- 0				
2- 4	0- 0	0- 2	HOME	0- 1	0- 1	2- 0				
1- 4	0- 0	0- 1	AWAY	0- 1	0- 2	1- 0				
0- 0	0- 0	0- 0	NEUTRAL	0- 0	0- 0	0- 0				

RPI	S	Opponent	Score	RPI	S	Opponent	Score	RPI	S	Opponent	Score	RPI	S	Opponent	Score	Team's RPI: 185
12	N	Stanford	45 74	27	H	Elon	65 76	72	A	Drexel	51 74	114	A	Delaware	53 65	
				41	A	James Madison	54 74	72	H	Drexel	33 63	119	A	Maine	49 68	
				41	H	James Madison	49 67	94	N	Purdue	54 79	126	H	St. Mary's (CA)	53 77	
				46	A	Michigan St.	44 78	100	H	New Hampshire	63 66	131	A	William & Mary	58 60	
				49	A	Quinnipiac	59 76					131	H	William & Mary	54 68	
												166	H	Towson	72 64	
												182	A	Hofstra	53 51	
												193	N	Wichita St.	73 87	
												198	H	Siena	61 50	
												220	H	UNCW	55 47	
												245	A	Canisius	83 59	
												275	H	Boston U.	78 59	
												302	A	Denver	72 69	
LAST 12 Division I GAMES:																
41	H	James Madison	49 67	41	A	James Madison	54 74									
131	H	William & Mary	54 68	131	A	William & Mary	58 60									
72	A	Drexel	51 74	72	H	Drexel	33 63									
27	H	Elon	65 76	166	H	Towson	72 64									
220	H	UNCW	55 47	182	A	Hofstra	53 51									
114	A	Delaware	53 65	198	H	Siena	61 50									

Non-Div I Games:

Northeastern

■ Loss,
 ■ Non-Conf,
 ■ S Site,
 ■ H Home
 ■ A Away
 N Neutral

Average RPI Win:	264	WON-LOST	WINNING	LAST 10	STRENGTH OF	OPP. STRENGTH	TEAM	ADJ.	CONF.	ADJ CONF.
Average RPI Loss:	182	RECORD	PCT. RANK	GAMES	SCHEDULE	OF SCHEDULE	RPI	RPI	RPI	RPI
DIV. I ONLY	5- 16	303	1- 9	179	316	296	296	19	19	
DIV. I NON-CONF.	3- 7	250	0- 1	244	340	293	293	19	19	
TOTALS	RPI 1-25	RPI 26-50	W-L RECORDS	RPI 51-100	RPI 101-150	RPI 150+				
5- 16	0- 0	0- 0	OVERALL	0- 1	1- 6	4- 9				
3- 7	0- 0	0- 0	HOME	0- 0	1- 3	2- 4				
2- 9	0- 0	0- 0	AWAY	0- 1	0- 3	2- 5				
0- 0	0- 0	0- 0	NEUTRAL	0- 0	0- 0	0- 0				
3- 7	0- 0	0- 0	NON-CONFERENCE	0- 1	0- 1	3- 5				
2- 2	0- 0	0- 0	HOME	0- 0	0- 0	2- 2				
1- 5	0- 0	0- 0	AWAY	0- 1	0- 1	1- 3				
0- 0	0- 0	0- 0	NEUTRAL	0- 0	0- 0	0- 0				
2- 9	0- 0	0- 0	CONFERENCE	0- 0	1- 5	1- 4				
1- 5	0- 0	0- 0	HOME	0- 0	1- 3	0- 2				
1- 4	0- 0	0- 0	AWAY	0- 0	0- 2	1- 2				
0- 0	0- 0	0- 0	NEUTRAL	0- 0	0- 0	0- 0				

RPI 1-25			RPI 26-50			RPI 51-100			RPI 101+			Team's RPI: 296
RPI	S	Opponent	Score	RPI	S	Opponent	Score	RPI	S	Opponent	Score	
						70 A Utah	65 78			108 A Northern Colo.	64 75	
										108 H Northern Colo.	66 69	
										130 A Lamar University	60 75	
										138 A North Dakota	69 88	
										138 H North Dakota	78 80	
										140 H Idaho	80 91	
										144 H Eastern Wash.	56 47	
										190 H Idaho St.	51 64	
										196 H New Mexico St.	68 79	
										197 H CSUN	79 83	
										222 A Grand Canyon	65 76	
										228 H Weber St.	64 75	
										246 A UC Santa Barbara	51 60	
										258 A Portland St.	55 56	
										269 A Cal Poly	53 58	
										273 A Southern Utah	77 68	
										276 A Sacramento St.	76 82	
										287 A UTEP	65 51	
										302 H Denver	82 67	
										314 H Youngstown St.	70 49	
LAST 12 Division I GAMES:												
						228 H Weber St.	64 75			276 A Sacramento St.	76 82	
						190 H Idaho St.	51 64			258 A Portland St.	55 56	
						138 A North Dakota	69 88			108 H Northern Colo.	66 69	
						108 A Northern Colo.	64 75			138 H North Dakota	78 80	
						140 H Idaho	80 91			273 A Southern Utah	77 68	
						144 H Eastern Wash.	56 47			70 A Utah	65 78	

Non-Div I Games: Antelope Valley 109 60

Northern Ariz.

■ Loss,
 ■ Non-Conf,
 ■ S Site,
 ■ H Home
 ■ A Away
 N Neutral

Average RPI Win:	237	WON-LOST	WINNING	LAST 10	STRENGTH OF	OPP. STRENGTH	TEAM	ADJ.	CONF.	ADJ CONF.
Average RPI Loss:	105	RECORD	PCT. RANK	GAMES	SCHEDULE	OF SCHEDULE	RPI	RPI	RPI	RPI
DIV. I ONLY	17- 4	18	9- 1	296	198	108	108	19	19	
DIV. I NON-CONF.	7- 3	83	1- 0	228	156	104	104	19	19	
TOTALS	RPI 1-25	RPI 26-50	W-L RECORDS	RPI 51-100	RPI 101-150	RPI 150+				
17- 4	0- 0	0- 0	OVERALL	2- 2	1- 2	14- 0				
9- 2	0- 0	0- 0	HOME	2- 1	0- 1	7- 0				
7- 2	0- 0	0- 0	AWAY	0- 1	1- 1	6- 0				
1- 0	0- 0	0- 0	NEUTRAL	0- 0	0- 0	1- 0				
7- 3	0- 0	0- 0	NON-CONFERENCE	1- 2	1- 1	5- 0				
3- 1	0- 0	0- 0	HOME	1- 1	0- 0	2- 0				
3- 2	0- 0	0- 0	AWAY	0- 1	1- 1	2- 0				
1- 0	0- 0	0- 0	NEUTRAL	0- 0	0- 0	1- 0				
10- 1	0- 0	0- 0	CONFERENCE	1- 0	0- 1	9- 0				
6- 1	0- 0	0- 0	HOME	1- 0	0- 1	5- 0				
4- 0	0- 0	0- 0	AWAY	0- 0	0- 0	4- 0				
0- 0	0- 0	0- 0	NEUTRAL	0- 0	0- 0	0- 0				

RPI S	Opponent	Score	RPI S	Opponent	Score	RPI S	Opponent	Score	RPI S	Opponent	Score	Team's RPI: 108
						63	H Montana St.	66 58	126	A St. Mary's (CA)	65 75	
						65	A Colorado St.	47 58	138	H North Dakota	51 57	
						89	H Colorado	62 83	146	A UTSA	73 66	
						90	H FGCU	77 74	190	A Idaho St.	77 62	
									209	A Pacific	60 56	
									217	H San Diego	54 51	
									228	A Weber St.	88 79	
									258	H Portland St.	91 62	
									266	N Eastern Mich.	58 57	
									273	A Southern Utah	83 53	
									273	H Southern Utah	74 55	
									276	H Sacramento St.	95 88	
									296	A Northern Ariz.	69 66	
									296	H Northern Ariz.	75 64	
									302	H Denver	68 48	
									313	A Air Force	71 44	
									328	H Montana	65 46	
LAST 12 Division I GAMES:												
			138	H North Dakota	51 57		328	H Montana	65 46			
			273	H Southern Utah	74 55		296	A Northern Ariz.	69 66			
			296	H Northern Ariz.	75 64		273	A Southern Utah	83 53			
			228	A Weber St.	88 79		258	H Portland St.	91 62			
			190	A Idaho St.	77 62		276	H Sacramento St.	95 88			
			63	H Montana St.	66 58		209	A Pacific	60 56			

Non-Div I Games: Colo. Christian 90 47

Northern Colo.

■ Loss,
 ■ Non-Conf, S Site,
 ■ Home
 ■ Away
 N Neutral

Average RPI Win:	204	WON-LOST	WINNING	LAST 10	STRENGTH OF	OPP. STRENGTH	TEAM	ADJ.	CONF.	ADJ CONF.
Average RPI Loss:	93	RECORD	PCT. RANK	GAMES	SCHEDULE	OF SCHEDULE	RPI	RPI	RPI	RPI
DIV. I ONLY	16- 5	35	9- 1	208	126	77	77	10	10	
DIV. I NON-CONF.	7- 4	114	1- 1	264	191	132	132	11	11	
TOTALS	RPI 1-25	RPI 26-50	W-L RECORDS	RPI 51-100	RPI 101-150	RPI 150+				
16- 5	0- 0	1- 1	OVERALL	1- 3	3- 0	11- 1				
9- 1	0- 0	1- 0	HOME	0- 0	1- 0	7- 1				
7- 3	0- 0	0- 1	AWAY	1- 1	2- 0	4- 0				
0- 1	0- 0	0- 0	NEUTRAL	0- 1	0- 0	0- 0				
7- 4	0- 0	0- 1	NON-CONFERENCE	0- 3	0- 0	7- 0				
4- 0	0- 0	0- 0	HOME	0- 0	0- 0	4- 0				
3- 3	0- 0	0- 1	AWAY	0- 2	0- 0	3- 0				
0- 1	0- 0	0- 0	NEUTRAL	0- 1	0- 0	0- 0				
9- 1	0- 0	1- 0	CONFERENCE	1- 0	3- 0	4- 1				
5- 1	0- 0	1- 0	HOME	0- 0	1- 0	3- 1				
4- 0	0- 0	0- 0	AWAY	1- 0	2- 0	1- 0				
0- 0	0- 0	0- 0	NEUTRAL	0- 0	0- 0	0- 0				

RPI S	Opponent	Score	RPI S	Opponent	Score	RPI S	Opponent	Score	RPI S	Opponent	Score
			32	A Drake	86 95	59	N South Dakota	83 97	106	A Kent St.	98 97
			44	H Ohio	88 80	71	A Iowa St.	89 97	106	H Kent St.	93 72
						87	A Toledo	77 73	128	A Ball St.	101 96
						91	A Western Ill.	79 83	162	H Western Mich.	67 62
									172	H Milwaukee	114 104
									208	H SIUE	97 78
									211	H Akron	55 84
									218	H Miami (OH)	89 76
									227	A Bradley	81 51
									261	A Bowling Green	89 76
									266	H Eastern Mich.	85 73
									309	A UMKC	86 75
									316	A Loyola Chicago	90 70
									319	H Illinois St.	108 66
									329	H Chicago St.	94 85
LAST 12 Division I GAMES:											
			162	H Western Mich.	67 62	106	A Kent St.	98 97			
			128	A Ball St.	101 96	44	H Ohio	88 80			
			106	H Kent St.	93 72	261	A Bowling Green	89 76			
			218	H Miami (OH)	89 76	266	H Eastern Mich.	85 73			
			211	H Akron	55 84	309	A UMKC	86 75			
			87	A Toledo	77 73	59	N South Dakota	83 97			

Non-Div I Games:

Northern Ill.

Average RPI Win:	265	WON-LOST	WINNING	LAST 10	STRENGTH OF	OPP. STRENGTH	TEAM	ADJ.	CONF.	ADJ CONF.
Average RPI Loss:	161	RECORD	PCT. RANK	GAMES	SCHEDULE	OF SCHEDULE	RPI	RPI	RPI	RPI
DIV. I ONLY	6- 16	288	3- 7	158	292	264	264	20	20	
DIV. I NON-CONF.	3- 8	262	1- 0	180	303	279	279	20	20	
TOTALS	RPI 1-25	RPI 26-50	W-L RECORDS	RPI 51-100	RPI 101-150	RPI 150+				
6- 16	0- 0	0- 2	OVERALL	0- 1	1- 5	5- 8				
2- 7	0- 0	0- 0	HOME	0- 0	0- 3	2- 4				
2- 8	0- 0	0- 2	AWAY	0- 0	0- 1	2- 3				
2- 1	0- 0	0- 0	NEUTRAL	0- 0	1- 0	1- 1				
3- 8	0- 0	0- 1	NON-CONFERENCE	0- 1	1- 1	2- 5				
1- 3	0- 0	0- 0	HOME	0- 0	0- 1	1- 2				
0- 4	0- 0	0- 1	AWAY	0- 1	0- 0	0- 2				
2- 1	0- 0	0- 0	NEUTRAL	0- 0	1- 0	1- 1				
3- 8	0- 0	0- 1	CONFERENCE	0- 0	0- 4	3- 3				
1- 4	0- 0	0- 0	HOME	0- 0	0- 2	1- 2				
2- 4	0- 0	0- 1	AWAY	0- 0	0- 2	2- 1				
0- 0	0- 0	0- 0	NEUTRAL	0- 0	0- 0	0- 0				

RPI S	Opponent	Score	RPI S	Opponent	Score	RPI S	Opponent	Score	RPI S	Opponent	Score	Team's RPI: 264
33	A Green Bay	39 70	52	A Indiana	49 100	117	N Southern Miss.	58 53				
44	A Ohio	41 58				132	H Stetson	45 54				
						143	A Wright St.	47 67				
						143	H Wright St.	63 70				
						147	A Detroit	49 57				
						147	H Detroit	53 55				
						160	H Oakland	47 61				
						172	A Milwaukee	44 72				
						187	H ETSU	62 56				
						194	H Cleveland St.	54 58				
						200	A Indiana St.	38 58				
						218	H Miami (OH)	50 60				
						247	H Murray St.	69 72				
						258	N Portland St.	54 77				
						278	A Tennessee Tech	40 55				
						314	H Youngstown St.	87 81				
						320	A Valparaiso	70 55				
						324	N Arkansas St.	83 78				
						325	A Ill.-Chicago	58 37				
LAST 12 Division I GAMES:												
143	A Wright St.	47 67	143	H Wright St.	63 70							
147	H Detroit	53 55	314	H Youngstown St.	87 81							
160	H Oakland	47 61	194	H Cleveland St.	54 58							
325	A Ill.-Chicago	58 37	172	A Milwaukee	44 72							
320	A Valparaiso	70 55	33	A Green Bay	39 70							
147	A Detroit	49 57	117	N Southern Miss.	58 53							

Non-Div I Games: Ind.-East 66 46

Northern Ky.

■ Loss,
 ■ Non-Conf, S Site,
 ■ Home
 ■ Away
 N Neutral

Northwestern

Through Games Of Feb. 7, 2017

Average RPI Win:	169	WON-LOST	WINNING	LAST 10	STRENGTH OF	OPP. STRENGTH	TEAM	ADJ.	CONF.	ADJ CONF.
Average RPI Loss:	42	RECORD	PCT. RANK	GAMES	SCHEDULE	OF SCHEDULE	RPI	RPI	RPI	RPI
DIV. I ONLY	17- 6	44	6- 4	102	76	51	51	6	6	
DIV. I NON-CONF.	11- 2	24	1- 1	190	145	50	50	6	6	
TOTALS	RPI 1-25	RPI 26-50	W-L RECORDS	RPI 51-100	RPI 101-150	RPI 150+				
17- 6	0- 2	1- 2	OVERALL	4- 2	1- 0	11- 0				
13- 2	0- 0	1- 1	HOME	4- 1	1- 0	7- 0				
4- 4	0- 2	0- 1	AWAY	0- 1	0- 0	4- 0				
0- 0	0- 0	0- 0	NEUTRAL	0- 0	0- 0	0- 0				
11- 2	0- 1	0- 0	NON-CONFERENCE	2- 1	1- 0	8- 0				
9- 0	0- 0	0- 0	HOME	2- 0	1- 0	6- 0				
2- 2	0- 1	0- 0	AWAY	0- 1	0- 0	2- 0				
0- 0	0- 0	0- 0	NEUTRAL	0- 0	0- 0	0- 0				
6- 4	0- 1	1- 2	CONFERENCE	2- 1	0- 0	3- 0				
4- 2	0- 0	1- 1	HOME	2- 1	0- 0	1- 0				
2- 2	0- 1	0- 1	AWAY	0- 0	0- 0	2- 0				
0- 0	0- 0	0- 0	NEUTRAL	0- 0	0- 0	0- 0				

RPI 1-25				RPI 26-50				RPI 51-100				Team's RPI: 51	RPI 101+			
RPI	S	Opponent	Score	RPI	S	Opponent	Score	RPI	S	Opponent	Score		RPI	S	Opponent	Score
16	A	DePaul	66 89	28	A	Michigan	54 80	52	H	Indiana	80 67		136	H	Oral Roberts	64 55
17	A	Maryland	65 96	31	H	Ohio St.	87 94	68	H	Virginia	69 60		152	H	Missouri St.	75 52
				46	H	Michigan St.	76 65	74	H	Florida	73 68		155	H	Hampton	67 48
								78	A	Gonzaga	56 67		158	A	Santa Clara	87 75
								84	H	Penn St.	58 74		172	A	Milwaukee	65 63
								94	H	Purdue	76 60		179	A	Nebraska	62 58
													189	A	Rutgers	55 37
													204	H	Wisconsin	63 43
													263	H	UT Martin	82 59
													270	H	Evansville	88 66
													325	H	Ill.-Chicago	88 44
													329	H	Chicago St.	75 42
LAST 12 Division I GAMES:																
				84	H	Penn St.	58 74	17	A	Maryland	65 96					
				204	H	Wisconsin	63 43	31	H	Ohio St.	87 94					
				189	A	Rutgers	55 37	94	H	Purdue	76 60					
				28	A	Michigan	54 80	179	A	Nebraska	62 58					
				46	H	Michigan St.	76 65	263	H	UT Martin	82 59					
				52	H	Indiana	80 67	78	A	Gonzaga	56 67					

Non-Div I Games:

Northwestern

■ Loss,
 ■ Non-Conf, S Site,
 ■ Home
 ■ Away
 N Neutral

Average RPI Win:	296	WON-LOST	WINNING	LAST 10	STRENGTH OF	OPP. STRENGTH	TEAM	ADJ.	CONF.	ADJ CONF.
Average RPI Loss:	181	RECORD	PCT. RANK	GAMES	SCHEDULE	OF SCHEDULE	RPI	RPI	RPI	RPI
DIV. I ONLY	6- 11	251	4- 6	300	290	301	301	27	27	
DIV. I NON-CONF.	2- 5	259	0- 1	187	180	276	276	27	27	
TOTALS	RPI 1-25	RPI 26-50	W-L RECORDS	RPI 51-100	RPI 101-150	RPI 150+				
6- 11	0- 2	0- 0	OVERALL	0- 0	1- 3	5- 6				
5- 2	0- 0	0- 0	HOME	0- 0	1- 0	4- 2				
1- 9	0- 2	0- 0	AWAY	0- 0	0- 3	1- 4				
0- 0	0- 0	0- 0	NEUTRAL	0- 0	0- 0	0- 0				
2- 5	0- 2	0- 0	NON-CONFERENCE	0- 0	0- 1	2- 2				
2- 1	0- 0	0- 0	HOME	0- 0	0- 0	2- 1				
0- 4	0- 2	0- 0	AWAY	0- 0	0- 1	0- 1				
0- 0	0- 0	0- 0	NEUTRAL	0- 0	0- 0	0- 0				
4- 6	0- 0	0- 0	CONFERENCE	0- 0	1- 2	3- 4				
3- 1	0- 0	0- 0	HOME	0- 0	1- 0	2- 1				
1- 5	0- 0	0- 0	AWAY	0- 0	0- 2	1- 3				
0- 0	0- 0	0- 0	NEUTRAL	0- 0	0- 0	0- 0				

RPI 1-25				RPI 26-50				RPI 51-100				RPI 101+ Team's RPI: 301			
RPI	S	Opponent	Score	RPI	S	Opponent	Score	RPI	S	Opponent	Score	RPI	S	Opponent	Score
4	A	Mississippi St.	30 106									110	H	SFA	76 72
7	A	Texas	39 86									113	A	Central Ark.	43 76
												120	A	Arkansas	36 65
												130	A	Lamar University	60 73
												169	A	Memphis	38 54
												265	A	McNeese	52 68
												265	H	McNeese	63 68
												283	H	Mississippi Val.	64 68
												303	A	A&M-Corpus Christi	51 60
												307	H	Nicholls St.	75 58
												332	H	La.-Monroe	67 65
												334	A	Southeastern La.	58 69
												335	A	Incarinate Word	76 74
												343	H	Sam Houston St.	78 51
												348	H	Jackson St.	83 65
LAST 12 Division I GAMES:															
110	H	SFA	76 72	303	A	A&M-Corpus Christi	51 60								
130	A	Lamar University	60 73	335	A	Incarinate Word	76 74								
334	A	Southeastern La.	58 69	113	A	Central Ark.	43 76								
265	A	McNeese	52 68	265	H	McNeese	63 68								
343	H	Sam Houston St.	78 51	4	A	Mississippi St.	30 106								
307	H	Nicholls St.	75 58	120	A	Arkansas	36 65								

Non-Div I Games: LeTourneau 80 68 Louisiana Col. 113 65 LSU-Alexandria 97 76 Central Baptist 93 42 Northwestern St.

Non-Conference				Through Games of Feb. 7, 2017						
Average RPI Win:	83	WON-LOST	WINNING	LAST 10	STRENGTH OF	OPP. STRENGTH	TEAM	ADJ.	CONF.	ADJ CONF.
Average RPI Loss:	17	RECORD	PCT. RANK	GAMES	SCHEDULE	OF SCHEDULE	RPI	RPI	RPI	RPI
DIV. I ONLY	22- 3	8	9- 1	2	8	2	2	3	3	
DIV. I NON-CONF.	12- 2	23	0- 1	2	4	2	2	4	4	
TOTALS	RPI 1-25	RPI 26-50	W-L RECORDS	RPI 51-100	RPI 101-150	RPI 150+				
22- 3	5- 2	5- 1	OVERALL	6- 0	3- 0	3- 0				
11- 1	3- 1	1- 0	HOME	3- 0	3- 0	1- 0				
10- 2	2- 1	4- 1	AWAY	3- 0	0- 0	1- 0				
1- 0	0- 0	0- 0	NEUTRAL	0- 0	0- 0	1- 0				
12- 2	2- 2	3- 0	NON-CONFERENCE	3- 0	2- 0	2- 0				
6- 1	1- 1	1- 0	HOME	1- 0	2- 0	1- 0				
5- 1	1- 1	2- 0	AWAY	2- 0	0- 0	0- 0				
1- 0	0- 0	0- 0	NEUTRAL	0- 0	0- 0	1- 0				
10- 1	3- 0	2- 1	CONFERENCE	3- 0	1- 0	1- 0				
5- 0	2- 0	0- 0	HOME	2- 0	1- 0	0- 0				
5- 1	1- 0	2- 1	AWAY	1- 0	0- 0	1- 0				
0- 0	0- 0	0- 0	NEUTRAL	0- 0	0- 0	0- 0				

RPI 1-25				Team's RPI: 2		RPI 26-50				RPI 51-100				RPI 101+			
RPI	S	Opponent	Score	RPI	S	Opponent	Score	RPI	S	Opponent	Score	RPI	S	Opponent	Score		
1	H	UConn	61 72	33	H	Green Bay	71 67	60	H	Wake Forest	92 72	115	H	Fordham	67 36		
8	H	Washington	71 60	36	A	North Carolina St.	62 70	68	H	Virginia	82 74	124	H	TCU	92 59		
10	H	Duke	62 58	42	A	Georgia Tech	55 38	83	H	Central Mich.	107 47	141	H	Pittsburgh	86 54		
13	H	Louisville	85 66	45	A	Virginia Tech	76 59	85	A	North Carolina	77 55	177	A	Boston College	80 69		
14	A	Tennessee	69 71	46	A	Michigan St.	79 61	87	A	Toledo	85 68	191	N	Louisiana	91 51		
16	A	DePaul	75 61	50	A	Iowa	73 58	95	A	Chattanooga	79 58	320	H	Valparaiso	114 54		
19	A	Miami (FL)	67 55														
LAST 12 Division I GAMES:																	
13	H	Louisville	85 66	14	A	Tennessee	69 71	141	H	Pittsburgh	86 54	19	A	Miami (FL)	67 55		
45	A	Virginia Tech	76 59	60	H	Wake Forest	92 72	42	A	Georgia Tech	55 38	36	A	North Carolina St.	62 70		
68	H	Virginia	82 74	83	H	Central Mich.	107 47	85	A	North Carolina	77 55						
10	H	Duke	62 58	87	A	Toledo	85 68										
85	A	North Carolina	77 55	95	A	Chattanooga	79 58										
177	A	Boston College	80 69														

Non-Div I Games:

Notre Dame

Average RPI Win:	255	WON-LOST	WINNING	LAST 10	STRENGTH OF	OPP. STRENGTH	TEAM	ADJ.	CONF.	ADJ CONF.
Average RPI Loss:	100	RECORD	PCT. RANK	GAMES	SCHEDULE	OF SCHEDULE	RPI	RPI	RPI	RPI
DIV. I ONLY	11- 10	158	5- 5	150	229	160	160	20	20	
DIV. I NON-CONF.	4- 5	198	0- 0	256	126	193	193	20	20	
TOTALS	RPI 1-25	RPI 26-50	W-L RECORDS	RPI 51-100	RPI 101-150	RPI 150+				
11- 10	0- 0	1- 3	OVERALL	0- 2	0- 4	10- 1				
7- 4	0- 0	1- 0	HOME	0- 0	0- 3	6- 1				
4- 6	0- 0	0- 3	AWAY	0- 2	0- 1	4- 0				
0- 0	0- 0	0- 0	NEUTRAL	0- 0	0- 0	0- 0				
4- 5	0- 0	0- 2	NON-CONFERENCE	0- 2	0- 1	4- 0				
2- 1	0- 0	0- 0	HOME	0- 0	0- 1	2- 0				
2- 4	0- 0	0- 2	AWAY	0- 2	0- 0	2- 0				
0- 0	0- 0	0- 0	NEUTRAL	0- 0	0- 0	0- 0				
7- 5	0- 0	1- 1	CONFERENCE	0- 0	0- 3	6- 1				
5- 3	0- 0	1- 0	HOME	0- 0	0- 2	4- 1				
2- 2	0- 0	0- 1	AWAY	0- 0	0- 1	2- 0				
0- 0	0- 0	0- 0	NEUTRAL	0- 0	0- 0	0- 0				

RPI	S	Opponent	Score	RPI	S	Opponent	Score	RPI	S	Opponent	Score	RPI	S	Opponent	Score	Team's RPI: 160
28	A	Michigan	63 101	52	A	Indiana	59 84	128	H	Ball St.	59 66					
33	A	Green Bay	47 89	83	A	Central Mich.	67 70	143	A	Wright St.	66 84					
33	H	Green Bay	74 71					143	H	Wright St.	61 73					
46	A	Michigan St.	74 81					147	H	Detroit	71 80					
								172	A	Milwaukee	75 73					
								172	H	Milwaukee	77 63					
								194	H	Cleveland St.	62 74					
								264	A	Northern Ky.	61 47					
								272	H	Vermont	79 55					
								282	H	North Dakota St.	95 66					
								314	H	Youngstown St.	80 54					
								320	H	Valparaiso	104 63					
								323	A	Fort Wayne	82 61					
								325	H	Ill.-Chicago	81 58					
								329	A	Chicago St.	80 60					
LAST 12 Division I GAMES:																
172	H	Milwaukee	77 63	143	H	Wright St.	61 73									
33	H	Green Bay	74 71	33	A	Green Bay	47 89									
143	A	Wright St.	66 84	172	A	Milwaukee	75 73									
264	A	Northern Ky.	61 47	147	H	Detroit	71 80									
314	H	Youngstown St.	80 54	320	H	Valparaiso	104 63									
194	H	Cleveland St.	62 74	325	H	Ill.-Chicago	81 58									

Non-Div I Games: Concordia (MI) 99 32 Marygrove 126 31

Oakland

Loss, Non-Conf, S Site, H Home A Away N Neutral

Average RPI Win:	182	WON-LOST	WINNING	LAST 10	STRENGTH OF	OPP. STRENGTH	TEAM	ADJ.	CONF.	ADJ CONF.
Average RPI Loss:	114	RECORD	PCT. RANK	GAMES	SCHEDULE	OF SCHEDULE	RPI	RPI	RPI	RPI
DIV. I ONLY	17- 5	27	7- 3	133	124	44	44	10	10	
DIV. I NON-CONF.	9- 2	37	0- 1	197	184	61	61	11	11	
TOTALS	RPI 1-25	RPI 26-50	W-L RECORDS	RPI 51-100	RPI 101-150	RPI 150+				
17- 5	0- 0	0- 1	OVERALL	5- 2	1- 1	11- 1				
10- 1	0- 0	0- 0	HOME	2- 0	1- 1	7- 0				
7- 4	0- 0	0- 1	AWAY	3- 2	0- 0	4- 1				
0- 0	0- 0	0- 0	NEUTRAL	0- 0	0- 0	0- 0				
9- 2	0- 0	0- 1	NON-CONFERENCE	2- 0	1- 0	6- 1				
6- 0	0- 0	0- 0	HOME	0- 0	1- 0	5- 0				
3- 2	0- 0	0- 1	AWAY	2- 0	0- 0	1- 1				
0- 0	0- 0	0- 0	NEUTRAL	0- 0	0- 0	0- 0				
8- 3	0- 0	0- 0	CONFERENCE	3- 2	0- 1	5- 0				
4- 1	0- 0	0- 0	HOME	2- 0	0- 1	2- 0				
4- 2	0- 0	0- 0	AWAY	1- 2	0- 0	3- 0				
0- 0	0- 0	0- 0	NEUTRAL	0- 0	0- 0	0- 0				

RPI S	Opponent	Score	RPI S	Opponent	Score	RPI S	Opponent	Score	RPI S	Opponent	Score
28	A Michigan	46 69	69	H Buffalo	83 55	106	H Kent St.	65 68			
			76	A IUPUI	71 65	107	H Duquesne	64 46			
			77	A Northern Ill.	80 88	162	H Western Mich.	80 67			
			83	A Central Mich.	59 64	192	H Illinois	80 68			
			87	A Toledo	64 55	205	H Binghamton	63 55			
			87	H Toledo	61 55	211	A Akron	85 69			
			93	A Middle Tenn.	73 52	218	A Miami (OH)	79 62			
						247	H Murray St.	79 70			
						261	A Bowling Green	69 58			
						263	H UT Martin	72 55			
						264	H Northern Ky.	58 41			
						266	H Eastern Mich.	68 51			
						277	A N.C. A&T	57 63			
						288	A High Point	76 48			
LAST 12 Division I GAMES:											
87	H Toledo	61 55	106	H Kent St.	65 68						
83	A Central Mich.	59 64	211	A Akron	85 69						
218	A Miami (OH)	79 62	77	A Northern Ill.	80 88						
162	H Western Mich.	80 67	69	H Buffalo	83 55						
266	H Eastern Mich.	68 51	261	A Bowling Green	69 58						
87	A Toledo	64 55	277	A N.C. A&T	57 63						

Non-Div I Games:

Ohio

Average RPI Win: 149		WON-LOST	WINNING	LAST 10	STRENGTH OF	OPP. STRENGTH	TEAM	ADJ.	CONF.	ADJ CONF.
Average RPI Loss: 16		RECORD	PCT. RANK	GAMES	SCHEDULE	OF SCHEDULE	RPI	RPI	RPI	RPI
DIV. I ONLY		21- 5	20	9- 1	62	41	31	31	6	6
DIV. I NON-CONF.		10- 4	80	0- 0	45	44	68	68	6	6
TOTALS		RPI 1-25	RPI 26-50		W-L RECORDS		RPI 51-100	RPI 101-150	RPI 150+	
21- 5	0- 4	2- 1		OVERALL		7- 0	1- 0	11- 0		
14- 2	0- 2	1- 0		HOME		2- 0	1- 0	10- 0		
5- 2	0- 1	0- 1		AWAY		4- 0	0- 0	1- 0		
2- 1	0- 1	1- 0		NEUTRAL		1- 0	0- 0	0- 0		
10- 4	0- 4	1- 0		NON-CONFERENCE		1- 0	1- 0	7- 0		
8- 2	0- 2	0- 0		HOME		0- 0	1- 0	7- 0		
0- 1	0- 1	0- 0		AWAY		0- 0	0- 0	0- 0		
2- 1	0- 1	1- 0		NEUTRAL		1- 0	0- 0	0- 0		
11- 1	0- 0	1- 1		CONFERENCE		6- 0	0- 0	4- 0		
6- 0	0- 0	1- 0		HOME		2- 0	0- 0	3- 0		
5- 1	0- 0	0- 1		AWAY		4- 0	0- 0	1- 0		
0- 0	0- 0	0- 0		NEUTRAL		0- 0	0- 0	0- 0		

RPI 1-25				RPI 26-50				Team's RPI: 31	RPI 51-100				RPI 101+			
RPI	S	Opponent	Score	RPI	S	Opponent	Score		RPI	S	Opponent	Score	RPI	S	Opponent	Score
1	A	UConn	63 82	28	H	Michigan	96 87		51	A	Northwestern	94 87	107	H	Duquesne	89 69
3	H	South Carolina	80 92	34	N	Syracuse	77 72		52	A	Indiana	92 82	153	H	Cincinnati	80 38
9	N	Baylor	68 85	46	A	Michigan St.	75 94		53	A	Minnesota	88 76	179	H	Nebraska	95 75
19	H	Miami (FL)	89 94						53	H	Minnesota	87 62	192	H	Illinois	88 64
									84	H	Penn St.	87 72	194	H	Cleveland St.	96 78
									90	N	FGCU	79 66	204	A	Wisconsin	96 68
									94	A	Purdue	61 56	204	H	Wisconsin	70 61
													212	H	Alabama St.	118 61
													233	H	Southern U.	108 73
													245	H	Canisius	89 56
													326	H	Winthrop	88 48
													333	H	LIU Brooklyn	113 54
LAST 12 Division I GAMES:																
204	A	Wisconsin	96 68	94	A	Purdue	61 56									
84	H	Penn St.	87 72	46	A	Michigan St.	75 94									
179	H	Nebraska	95 75	28	H	Michigan	96 87									
53	A	Minnesota	88 76	51	A	Northwestern	94 87									
192	H	Illinois	88 64	52	A	Indiana	92 82									
204	H	Wisconsin	70 61	53	H	Minnesota	87 62									

Non-Div I Games:

Ohio St.

Average RPI Win:	109	WON-LOST	WINNING	LAST 10	STRENGTH OF	OPP. STRENGTH	TEAM	ADJ.	CONF.	ADJ CONF.
Average RPI Loss:	45	RECORD	PCT. RANK	GAMES	SCHEDULE	OF SCHEDULE	RPI	RPI	RPI	RPI
DIV. I ONLY	19- 6	38	7- 3	26	22	15	15	4	4	
DIV. I NON-CONF.	9- 3	63	0- 0	29	123	40	40	3	3	
TOTALS	RPI 1-25	RPI 26-50	W-L RECORDS	RPI 51-100	RPI 101-150	RPI 150+				
19- 6	1- 3	2- 1	OVERALL	8- 1	2- 1	6- 0				
13- 1	1- 0	2- 0	HOME	5- 0	2- 1	3- 0				
4- 4	0- 3	0- 0	AWAY	3- 1	0- 0	1- 0				
2- 1	0- 0	0- 1	NEUTRAL	0- 0	0- 0	2- 0				
9- 3	0- 1	2- 1	NON-CONFERENCE	2- 0	1- 1	4- 0				
6- 1	0- 0	2- 0	HOME	1- 0	1- 1	2- 0				
1- 1	0- 1	0- 0	AWAY	1- 0	0- 0	0- 0				
2- 1	0- 0	0- 1	NEUTRAL	0- 0	0- 0	2- 0				
10- 3	1- 2	0- 0	CONFERENCE	6- 1	1- 0	2- 0				
7- 0	1- 0	0- 0	HOME	4- 0	1- 0	1- 0				
3- 3	0- 2	0- 0	AWAY	2- 1	0- 0	1- 0				
0- 0	0- 0	0- 0	NEUTRAL	0- 0	0- 0	0- 0				

RPI 1-25				RPI 26-50				RPI 51-100				RPI 101+			
RPI	S	Opponent	Score	RPI	S	Opponent	Score	RPI	S	Opponent	Score	RPI	S	Opponent	Score
7	A	Texas	68 86	38	H	South Dakota St.	74 60	55	A	Oklahoma St.	66 60	124	H	TCU	87 72
9	A	Baylor	58 92	40	N	California	74 82	55	H	Oklahoma St.	68 62	129	H	Tulsa	85 68
18	A	Kentucky	68 82	48	H	Little Rock	68 58	62	A	West Virginia	73 83	136	H	Oral Roberts	67 74
21	H	Kansas St.	85 80					62	H	West Virginia	90 87	154	A	Kansas	84 54
								64	H	Texas Tech	66 45	154	H	Kansas	89 52
								65	H	Colorado St.	70 55	173	N	Xavier	81 69
								71	A	Iowa St.	67 57	183	H	Southern Ill.	80 48
								71	H	Iowa St.	78 63	254	H	UTRGV	92 59
								99	A	BYU	68 61	258	N	Portland St.	74 60
LAST 12 Division I GAMES:															
62	H	West Virginia	90 87	7	A	Texas	68 86	64	H	Texas Tech	66 45				
55	A	Oklahoma St.	66 60	71	A	Iowa St.	67 57	62	A	West Virginia	73 83				
154	H	Kansas	89 52	21	H	Kansas St.	85 80	124	H	TCU	87 72				
9	A	Baylor	58 92												
71	H	Iowa St.	78 63												
55	H	Oklahoma St.	68 62												

Non-Div I Games:

Oklahoma

■ Loss,
■ Non-Conf, S Site,
■ Home
■ Away
N Neutral

Average RPI Win:	155	WON-LOST	WINNING	LAST 10	STRENGTH OF	OPP. STRENGTH	TEAM	ADJ.	CONF.	ADJ CONF.
Average RPI Loss:	18	RECORD	PCT. RANK	GAMES	SCHEDULE	OF SCHEDULE	RPI	RPI	RPI	RPI
DIV. I ONLY	13- 9	125	2- 8	31	17	55	55	4	4	
DIV. I NON-CONF.	10- 1	16	0- 1	88	144	22	22	3	3	
TOTALS	RPI 1-25	RPI 26-50	W-L RECORDS	RPI 51-100	RPI 101-150	RPI 150+				
13- 9	0- 8	0- 0	OVERALL	4- 1	2- 0	7- 0				
9- 4	0- 4	0- 0	HOME	3- 0	0- 0	6- 0				
2- 4	0- 3	0- 0	AWAY	1- 1	1- 0	0- 0				
2- 1	0- 1	0- 0	NEUTRAL	0- 0	1- 0	1- 0				
10- 1	0- 1	0- 0	NON-CONFERENCE	3- 0	1- 0	6- 0				
7- 0	0- 0	0- 0	HOME	2- 0	0- 0	5- 0				
1- 0	0- 0	0- 0	AWAY	1- 0	0- 0	0- 0				
2- 1	0- 1	0- 0	NEUTRAL	0- 0	1- 0	1- 0				
3- 8	0- 7	0- 0	CONFERENCE	1- 1	1- 0	1- 0				
2- 4	0- 4	0- 0	HOME	1- 0	0- 0	1- 0				
1- 4	0- 3	0- 0	AWAY	0- 1	1- 0	0- 0				
0- 0	0- 0	0- 0	NEUTRAL	0- 0	0- 0	0- 0				

RPI 1-25				RPI 26-50				RPI 51-100 Team's RPI: 55				RPI 101+			
RPI	S	Opponent	Score	RPI	S	Opponent	Score	RPI	S	Opponent	Score	RPI	S	Opponent	Score
6	N	Oregon St.	54 73					56	A	Washington St.	79 72	101	N	Long Beach St.	63 57
7	A	Texas	35 66					57	H	UNI	81 57	124	A	TCU	82 67
7	H	Texas	71 85					64	A	Texas Tech	65 70	154	H	Kansas	74 70
9	H	Baylor	50 86					71	H	Iowa St.	71 59	158	N	Santa Clara	67 53
15	A	Oklahoma	62 68					97	H	Georgia	71 51	176	H	Rice	65 51
15	H	Oklahoma	60 66									210	H	Loyola Marymount	66 58
21	A	Kansas St.	69 74									236	H	Tennessee St.	86 48
21	H	Kansas St.	43 63									254	H	UTRGV	86 53
												324	H	Arkansas St.	76 34
LAST 12 Division I GAMES:															
15	H	Oklahoma	60 66	7	A	Texas	35 66								
7	H	Texas	71 85	9	H	Baylor	50 86								
21	A	Kansas St.	69 74	124	A	TCU	82 67								
154	H	Kansas	74 70	64	A	Texas Tech	65 70								
15	A	Oklahoma	62 68	71	H	Iowa St.	71 59								
21	H	Kansas St.	43 63	6	N	Oregon St.	54 73								

Non-Div I Games:

Oklahoma St.

■ Loss,
 ■ Non-Conf,
 S Site,
 ■ Home
 ■ Away
 N Neutral

Average RPI Win:	222	WON-LOST	WINNING	LAST 10	STRENGTH OF	OPP. STRENGTH	TEAM	ADJ.	CONF.	ADJ CONF.
Average RPI Loss:	93	RECORD	PCT. RANK	GAMES	SCHEDULE	OF SCHEDULE	RPI	RPI	RPI	RPI
DIV. I ONLY	12- 10	149	6- 4	105	172	133	133	14	14	
DIV. I NON-CONF.	5- 6	186	0- 1	49	190	160	160	16	16	
TOTALS	RPI 1-25	RPI 26-50	W-L RECORDS	RPI 51-100	RPI 101-150	RPI 150+				
12- 10	0- 2	0- 1	OVERALL	0- 3	1- 2	11- 2				
8- 3	0- 0	0- 0	HOME	0- 2	1- 1	7- 0				
4- 5	0- 2	0- 0	AWAY	0- 0	0- 1	4- 2				
0- 2	0- 0	0- 1	NEUTRAL	0- 1	0- 0	0- 0				
5- 6	0- 2	0- 1	NON-CONFERENCE	0- 1	1- 1	4- 1				
5- 1	0- 0	0- 0	HOME	0- 0	1- 1	4- 0				
0- 3	0- 2	0- 0	AWAY	0- 0	0- 0	0- 1				
0- 2	0- 0	0- 1	NEUTRAL	0- 1	0- 0	0- 0				
7- 4	0- 0	0- 0	CONFERENCE	0- 2	0- 1	7- 1				
3- 2	0- 0	0- 0	HOME	0- 2	0- 0	3- 0				
4- 2	0- 0	0- 0	AWAY	0- 0	0- 1	4- 1				
0- 0	0- 0	0- 0	NEUTRAL	0- 0	0- 0	0- 0				

RPI 1-25				RPI 26-50				RPI 51-100				RPI 101+ Team's RPI: 133			
RPI	S	Opponent	Score	RPI	S	Opponent	Score	RPI	S	Opponent	Score	RPI	S	Opponent	Score
10	A	Duke	64 92	34	N	Syracuse	66 92	61	N	Dayton	69 77	117	A	Southern Miss.	69 84
19	A	Miami (FL)	56 66					81	H	Western Ky.	62 67	123	H	VCU	70 60
								88	H	Charlotte	75 86	131	H	William & Mary	58 69
												155	H	Hampton	61 58
												159	A	Louisiana Tech	69 64
												176	A	Rice	59 47
												176	H	Rice	81 66
												187	A	ETSU	60 70
												199	A	North Texas	55 65
												199	H	North Texas	62 47
												214	H	Dartmouth	82 56
												249	H	Marshall	73 69
												268	H	Norfolk St.	65 54
												271	A	FIU	86 64
												330	A	Fla. Atlantic	93 73
												344	H	N.C. Central	83 52
LAST 12 Division I GAMES:															
330	A	Fla. Atlantic	93 73	117	A	Southern Miss.	69 84								
271	A	FIU	86 64	81	H	Western Ky.	62 67								
199	H	North Texas	62 47	249	H	Marshall	73 69								
176	H	Rice	81 66	199	A	North Texas	55 65								
88	H	Charlotte	75 86	176	A	Rice	59 47								
159	A	Louisiana Tech	69 64	187	A	ETSU	60 70								

Non-Div I Games:

Old Dominion

■ Loss,
 ■ Non-Conf,
 ■ S Site,
 ■ H Home
 ■ A Away
 N Neutral

Average RPI Win:	204	WON-LOST	WINNING	LAST 10	STRENGTH OF	OPP. STRENGTH	TEAM	ADJ.	CONF.	ADJ CONF.
Average RPI Loss:	53	RECORD	PCT. RANK	GAMES	SCHEDULE	OF SCHEDULE	RPI	RPI	RPI	RPI
DIV. I ONLY	15- 8	88	4- 6	144	73	96	96	2	2	
DIV. I NON-CONF.	11- 2	24	2- 0	326	250	125	125	2	2	
TOTALS	RPI 1-25	RPI 26-50	W-L RECORDS	RPI 51-100	RPI 101-150	RPI 150+				
15- 8	1- 4	1- 0	OVERALL	2- 2	2- 2	9- 0				
13- 1	1- 0	1- 0	HOME	1- 0	2- 1	8- 0				
1- 7	0- 4	0- 0	AWAY	1- 2	0- 1	0- 0				
1- 0	0- 0	0- 0	NEUTRAL	0- 0	0- 0	1- 0				
11- 2	0- 0	1- 0	NON-CONFERENCE	0- 2	1- 0	9- 0				
10- 0	0- 0	1- 0	HOME	0- 0	1- 0	8- 0				
0- 2	0- 0	0- 0	AWAY	0- 2	0- 0	0- 0				
1- 0	0- 0	0- 0	NEUTRAL	0- 0	0- 0	1- 0				
4- 6	1- 4	0- 0	CONFERENCE	2- 0	1- 2	0- 0				
3- 1	1- 0	0- 0	HOME	1- 0	1- 1	0- 0				
1- 5	0- 4	0- 0	AWAY	1- 0	0- 1	0- 0				
0- 0	0- 0	0- 0	NEUTRAL	0- 0	0- 0	0- 0				

RPI 1-25				RPI 26-50				RPI 51-100 Team's RPI: 96				RPI 101+			
RPI	S	Opponent	Score	RPI	S	Opponent	Score	RPI	S	Opponent	Score	RPI	S	Opponent	Score
3	A	South Carolina	46 65	37	H	Oregon	83 67	62	A	West Virginia	61 66	116	A	Alabama	80 90
4	A	Mississippi St.	62 73					74	A	Florida	84 75	116	H	Alabama	57 65
14	H	Tennessee	67 62					80	A	UNLV	57 64	120	H	Arkansas	73 64
18	A	Kentucky	57 89					97	H	Georgia	69 62	123	H	VCU	77 57
25	A	Auburn	60 83									204	N	Wisconsin	69 44
												250	H	Austin Peay	66 38
												262	H	Jacksonville St.	68 50
												283	H	Mississippi Val.	67 30
												288	H	High Point	73 62
												294	H	Lipscomb	76 49
												332	H	La.-Monroe	97 40
												334	H	Southeastern La.	81 31
												348	H	Jackson St.	89 41
LAST 12 Division I GAMES:															
74	A	Florida	84 75	14	H	Tennessee	67 62								
97	H	Georgia	69 62	25	A	Auburn	60 83								
18	A	Kentucky	57 89	116	A	Alabama	80 90								
116	H	Alabama	57 65	120	H	Arkansas	73 64								
3	A	South Carolina	46 65	283	H	Mississippi Val.	67 30								
4	A	Mississippi St.	62 73	250	H	Austin Peay	66 38								

Non-Div I Games:

Ole Miss

■ Loss,
 ■ Non-Conf,
 ■ S Site,
 ■ H Home
 ■ A Away
 N Neutral

Average RPI Win: 220	WON-LOST	WINNING	LAST 10	STRENGTH OF	OPP. STRENGTH	TEAM	ADJ.	CONF.	ADJ CONF.
Average RPI Loss: 106	RECORD	PCT. RANK	GAMES	SCHEDULE	OF SCHEDULE	RPI	RPI	RPI	RPI
DIV. I ONLY	9- 13	221	2- 3	113	143	162	162	11	11
DIV. I NON-CONF.	5- 6	186	1- 1	185	170	163	163	10	10
TOTALS	RPI 1-25	RPI 26-50	W-L RECORDS	RPI 51-100	RPI 101-150	RPI 150+			
9- 13	0- 2	1- 1	OVERALL	1- 5	0- 3	7- 2			
4- 4	0- 1	1- 0	HOME	1- 2	0- 1	2- 0			
4- 9	0- 1	0- 1	AWAY	0- 3	0- 2	4- 2			
1- 0	0- 0	0- 0	NEUTRAL	0- 0	0- 0	1- 0			
5- 6	0- 2	0- 0	NON-CONFERENCE	0- 1	0- 2	5- 1			
2- 1	0- 1	0- 0	HOME	0- 0	0- 0	2- 0			
2- 5	0- 1	0- 0	AWAY	0- 1	0- 2	2- 1			
1- 0	0- 0	0- 0	NEUTRAL	0- 0	0- 0	1- 0			
4- 7	0- 0	1- 1	CONFERENCE	1- 4	0- 1	2- 1			
2- 3	0- 0	1- 0	HOME	1- 2	0- 1	0- 0			
2- 4	0- 0	0- 1	AWAY	0- 2	0- 0	2- 1			
0- 0	0- 0	0- 0	NEUTRAL	0- 0	0- 0	0- 0			

RPI 1-25				RPI 26-50				RPI 51-100				RPI 101+ Team's RPI: 162			
RPI	S	Opponent	Score	RPI	S	Opponent	Score	RPI	S	Opponent	Score	RPI	S	Opponent	Score
21	H	Kansas St.	57 70	38	A	South Dakota St.	64 76	59	H	South Dakota	52 60	135	A	Abilene Christian	66 73
22	A	Creighton	45 82	38	H	South Dakota St.	83 82	65	A	Colorado St.	42 69	136	H	Oral Roberts	65 67
								76	A	IUPUI	47 79	137	A	UCF	41 81
								76	H	IUPUI	64 44	179	A	Nebraska	58 66
								91	A	Western Ill.	63 80	199	N	North Texas	85 57
								91	H	Western Ill.	74 78	200	H	Indiana St.	72 45
												235	H	Wofford	89 64
												282	A	North Dakota St.	80 60
												302	A	Denver	82 73
												309	A	UMKC	80 57
												323	A	Fort Wayne	62 65
												341	A	Florida A&M	70 50
LAST 12 Division I GAMES:															
199	N	North Texas	85 57	302	A	Denver	82 73								
135	A	Abilene Christian	66 73	282	A	North Dakota St.	80 60								
91	A	Western Ill.	63 80	59	H	South Dakota	52 60								
76	A	IUPUI	47 79	91	H	Western Ill.	74 78								
38	H	South Dakota St.	83 82	38	A	South Dakota St.	64 76								
323	A	Fort Wayne	62 65	76	H	IUPUI	64 44								

Non-Div I Games: Lincoln (MO) 98 49 York (NE) 106 37

Omaha

Loss, Non-Conf, S Site, H Home A Away N Neutral

Oral Roberts

Through Games Of Feb. 7, 2017

Average RPI Win:	198	WON-LOST	WINNING	LAST 10	STRENGTH OF	OPP. STRENGTH	TEAM	ADJ.	CONF.	ADJ CONF.
Average RPI Loss:	89	RECORD	PCT. RANK	GAMES	SCHEDULE	OF SCHEDULE	RPI	RPI	RPI	RPI
DIV. I ONLY	11- 11	169	4- 6	149	90	136	136	11	11	
DIV. I NON-CONF.	6- 5	148	1- 0	140	8	81	81	10	10	
TOTALS	RPI 1-25	RPI 26-50	W-L RECORDS	RPI 51-100	RPI 101-150	RPI 150+				
11- 11	1- 1	0- 3	OVERALL	1- 5	2- 0	7- 2				
5- 4	0- 0	0- 1	HOME	1- 2	1- 0	3- 1				
6- 7	1- 1	0- 2	AWAY	0- 3	1- 0	4- 1				
0- 0	0- 0	0- 0	NEUTRAL	0- 0	0- 0	0- 0				
6- 5	1- 1	0- 2	NON-CONFERENCE	0- 1	2- 0	3- 1				
3- 0	0- 0	0- 0	HOME	0- 0	1- 0	2- 0				
3- 5	1- 1	0- 2	AWAY	0- 1	1- 0	1- 1				
0- 0	0- 0	0- 0	NEUTRAL	0- 0	0- 0	0- 0				
5- 6	0- 0	0- 1	CONFERENCE	1- 4	0- 0	4- 1				
2- 4	0- 0	0- 1	HOME	1- 2	0- 0	1- 1				
3- 2	0- 0	0- 0	AWAY	0- 2	0- 0	3- 0				
0- 0	0- 0	0- 0	NEUTRAL	0- 0	0- 0	0- 0				

RPI 1-25				RPI 26-50				RPI 51-100				RPI 101+ Team's RPI: 136			
RPI	S	Opponent	Score	RPI	S	Opponent	Score	RPI	S	Opponent	Score	RPI	S	Opponent	Score
15	A	Oklahoma	74 67	38	H	South Dakota St.	57 78	51	A	Northwestern	55 64	120	A	Arkansas	70 60
24	A	Arizona St.	52 79	48	A	Little Rock	50 56	59	H	South Dakota	47 69	129	H	Tulsa	76 68
				50	A	Iowa	76 96	76	A	IUPUI	41 53	152	H	Missouri St.	78 56
								76	H	IUPUI	54 45	154	A	Kansas	56 64
								91	A	Western Ill.	72 76	162	A	Omaha	67 65
								91	H	Western Ill.	62 76	263	H	UT Martin	82 53
												282	A	North Dakota St.	70 50
												302	H	Denver	45 47
												323	A	Fort Wayne	75 59
												323	H	Fort Wayne	82 56
												337	A	Houston Baptist	75 65
LAST 12 Division I GAMES:															
76	H	IUPUI	54 45	38	H	South Dakota St.	57 78	59	H	South Dakota	47 69				
91	H	Western Ill.	62 76	91	A	Western Ill.	72 76	162	A	Omaha	67 65				
282	A	North Dakota St.	70 50	323	H	Fort Wayne	82 56	120	A	Arkansas	70 60				
302	H	Denver	45 47												
323	A	Fort Wayne	75 59												
76	A	IUPUI	41 53												

Non-Div I Games: Mid-Amer. Christian98 63 Okla. Sci. & Arts 67 35

Oral Roberts

Loss, Non-Conf, S Site, H Home A Away N Neutral

Oregon

Through Games Of Feb. 7, 2017

Average RPI Win:	149	WON-LOST	WINNING	LAST 10	STRENGTH OF	OPP. STRENGTH	TEAM	ADJ.	CONF.	ADJ CONF.
Average RPI Loss:	25	RECORD	PCT. RANK	GAMES	SCHEDULE	OF SCHEDULE	RPI	RPI	RPI	RPI
DIV. I ONLY	15- 9	112	5- 5	24	29	37	37	1	1	
DIV. I NON-CONF.	10- 2	33	0- 0	115	160	42	42	1	1	
TOTALS	RPI 1-25	RPI 26-50	W-L RECORDS	RPI 51-100	RPI 101-150	RPI 150+				
15- 9	0- 7	2- 0	OVERALL	3- 2	5- 0	5- 0				
8- 3	0- 2	1- 0	HOME	2- 1	3- 0	2- 0				
5- 5	0- 4	1- 0	AWAY	1- 1	2- 0	1- 0				
2- 1	0- 1	0- 0	NEUTRAL	0- 0	0- 0	2- 0				
10- 2	0- 1	1- 0	NON-CONFERENCE	0- 1	4- 0	5- 0				
6- 0	0- 0	1- 0	HOME	0- 0	3- 0	2- 0				
2- 1	0- 0	0- 0	AWAY	0- 1	1- 0	1- 0				
2- 1	0- 1	0- 0	NEUTRAL	0- 0	0- 0	2- 0				
5- 7	0- 6	1- 0	CONFERENCE	3- 1	1- 0	0- 0				
2- 3	0- 2	0- 0	HOME	2- 1	0- 0	0- 0				
3- 4	0- 4	1- 0	AWAY	1- 0	1- 0	0- 0				
0- 0	0- 0	0- 0	NEUTRAL	0- 0	0- 0	0- 0				

RPI S	Opponent	Score	RPI S	Opponent	Score	RPI S	Opponent	Score	RPI S	Opponent	Score
4 N	Mississippi St.	63 75	40 A	California	69 66	56 H	Washington St.	59 75	112 A	Clemson	87 59
6 A	Oregon St.	60 67	46 H	Michigan St.	88 55	70 H	Utah	84 66	125 A	Arizona	79 65
6 H	Oregon St.	40 43				75 A	Southern California	59 53	130 H	Lamar University	84 67
8 H	Washington	77 99				89 H	Colorado	71 66	140 H	Idaho	73 70
11 A	UCLA	63 79				96 A	Ole Miss	67 83	146 H	UTSA	77 63
12 A	Stanford	60 81							207 N	San Jose St.	91 62
24 A	Arizona St.	63 68							237 A	Hawaii	86 49
									258 N	Portland St.	90 46
									274 H	Portland	81 41
									289 H	CSU Bakersfield	77 62
LAST 12 Division I GAMES:											
24 A	Arizona St.	63 68	11 A	UCLA	63 79						
125 A	Arizona	79 65	75 A	Southern California	59 53						
6 A	Oregon St.	60 67	40 A	California	69 66						
6 H	Oregon St.	40 43	12 A	Stanford	60 81						
70 H	Utah	84 66	56 H	Washington St.	59 75						
89 H	Colorado	71 66	8 H	Washington	77 99						

Non-Div I Games:

Oregon

Loss, Non-Conf, S Site, H Home A Away N Neutral

Average RPI Win:	102	WON-LOST	WINNING	LAST 10	STRENGTH OF	OPP. STRENGTH	TEAM	ADJ.	CONF.	ADJ CONF.
Average RPI Loss:	27	RECORD	PCT. RANK	GAMES	SCHEDULE	OF SCHEDULE	RPI	RPI	RPI	RPI
DIV. I ONLY	22- 2	5	9- 1	22	34	6	6	1	1	
DIV. I NON-CONF.	11- 1	13	0- 0	75	168	24	24	1	1	
TOTALS	RPI 1-25	RPI 26-50	W-L RECORDS	RPI 51-100	RPI 101-150	RPI 150+				
22- 2	3- 1	4- 1	OVERALL	8- 0	3- 0	4- 0				
11- 1	1- 0	1- 1	HOME	4- 0	1- 0	4- 0				
6- 1	2- 1	2- 0	AWAY	1- 0	1- 0	0- 0				
5- 0	0- 0	1- 0	NEUTRAL	3- 0	1- 0	0- 0				
11- 1	0- 0	1- 1	NON-CONFERENCE	4- 0	2- 0	4- 0				
6- 1	0- 0	0- 1	HOME	1- 0	1- 0	4- 0				
0- 0	0- 0	0- 0	AWAY	0- 0	0- 0	0- 0				
5- 0	0- 0	1- 0	NEUTRAL	3- 0	1- 0	0- 0				
11- 1	3- 1	3- 0	CONFERENCE	4- 0	1- 0	0- 0				
5- 0	1- 0	1- 0	HOME	3- 0	0- 0	0- 0				
6- 1	2- 1	2- 0	AWAY	1- 0	1- 0	0- 0				
0- 0	0- 0	0- 0	NEUTRAL	0- 0	0- 0	0- 0				

RPI 1-25				Team's RPI: 6				RPI 26-50				RPI 51-100				RPI 101+			
RPI	S	Opponent	Score					RPI	S	Opponent	Score	RPI	S	Opponent	Score	RPI	S	Opponent	Score
8	H	Washington	73 70					37	A	Oregon	43 40	55	N	Oklahoma St.	73 54	125	A	Arizona	65 57
11	A	UCLA	56 66					37	H	Oregon	67 60	56	H	Washington St.	80 58	130	H	Lamar University	88 56
12	A	Stanford	72 69					40	A	California	66 56	70	H	Utah	70 44	140	N	Idaho	60 49
24	A	Arizona St.	54 45					43	H	Marquette	73 74	75	A	Southern California	74 60	190	H	Idaho St.	61 38
								49	N	Quinnipiac	75 60	80	N	UNLV	62 59	273	H	Southern Utah	77 38
												89	H	Colorado	81 57	274	H	Portland	62 45
												98	H	UC Davis	93 52	291	H	Ark.-Pine Bluff	73 40
												99	N	BYU	65 56				
LAST 12 Division I GAMES:																			
125	A	Arizona	65 57					75	A	Southern California	74 60								
24	A	Arizona St.	54 45					11	A	UCLA	56 66								
37	H	Oregon	67 60					12	A	Stanford	72 69								
37	A	Oregon	43 40					40	A	California	66 56								
89	H	Colorado	81 57					8	H	Washington	73 70								
70	H	Utah	70 44					56	H	Washington St.	80 58								

Non-Div I Games:

Oregon St.

Average RPI Win: 217	WON-LOST	WINNING	LAST 10	STRENGTH OF	OPP. STRENGTH	TEAM	ADJ.	CONF.	ADJ CONF.
Average RPI Loss: 122	RECORD	PCT. RANK	GAMES	SCHEDULE	OF SCHEDULE	RPI	RPI	RPI	RPI
DIV. I ONLY	7- 14	263	3- 7	88	189	209	209	15	15
DIV. I NON-CONF.	2- 7	284	0- 0	19	183	188	188	13	13
TOTALS	RPI 1-25	RPI 26-50	W-L RECORDS	RPI 51-100	RPI 101-150	RPI 150+			
7- 14	0- 1	0- 1	OVERALL	1- 4	1- 5	5- 3			
4- 8	0- 0	0- 1	HOME	0- 3	1- 2	3- 2			
3- 6	0- 1	0- 0	AWAY	1- 1	0- 3	2- 1			
0- 0	0- 0	0- 0	NEUTRAL	0- 0	0- 0	0- 0			
2- 7	0- 1	0- 1	NON-CONFERENCE	0- 2	0- 2	2- 1			
1- 5	0- 0	0- 1	HOME	0- 2	0- 1	1- 1			
1- 2	0- 1	0- 0	AWAY	0- 0	0- 1	1- 0			
0- 0	0- 0	0- 0	NEUTRAL	0- 0	0- 0	0- 0			
5- 7	0- 0	0- 0	CONFERENCE	1- 2	1- 3	3- 2			
3- 3	0- 0	0- 0	HOME	0- 1	1- 1	2- 1			
2- 4	0- 0	0- 0	AWAY	1- 1	0- 2	1- 1			
0- 0	0- 0	0- 0	NEUTRAL	0- 0	0- 0	0- 0			

RPI 1-25				RPI 26-50				RPI 51-100				RPI 101+ Team's RPI: 209			
RPI	S	Opponent	Score	RPI	S	Opponent	Score	RPI	S	Opponent	Score	RPI	S	Opponent	Score
11	A	UCLA	55 82	43	H	Marquette	75 89	63	H	Montana St.	66 72	101	A	Long Beach St.	58 66
								78	A	Gonzaga	65 63	108	H	Northern Colo.	56 60
								98	H	UC Davis	87 95	126	A	St. Mary's (CA)	74 82
								99	A	BYU	50 68	126	H	St. Mary's (CA)	54 63
								99	H	BYU	55 68	149	A	San Francisco	64 67
												149	H	San Francisco	63 60
												167	H	Fresno St.	67 74
												207	A	San Jose St.	99 96
												210	H	Loyola Marymount	52 65
												217	H	San Diego	84 64
												274	A	Portland	84 74
												289	H	CSU Bakersfield	91 61
												308	A	Pepperdine	58 59
												308	H	Pepperdine	80 79
LAST 12 Division I GAMES:															
308	H	Pepperdine	80 79	149	H	San Francisco	63 60								
126	A	St. Mary's (CA)	74 82	308	A	Pepperdine	58 59								
149	A	San Francisco	64 67	99	H	BYU	55 68								
210	H	Loyola Marymount	52 65	217	H	San Diego	84 64								
99	A	BYU	50 68	78	A	Gonzaga	65 63								
126	H	St. Mary's (CA)	54 63	274	A	Portland	84 74								

Non-Div I Games: UC Merced 111 50 William Jessup 103 65

Pacific

Loss, Non-Conf, S Site, H Home A Away N Neutral

Average RPI Win:	209	WON-LOST	WINNING	LAST 10	STRENGTH OF	OPP. STRENGTH	TEAM	ADJ.	CONF.	ADJ CONF.
Average RPI Loss:	96	RECORD	PCT. RANK	GAMES	SCHEDULE	OF SCHEDULE	RPI	RPI	RPI	RPI
DIV. I ONLY	11- 6	104	7- 2	162	123	118	118	9	9	
DIV. I NON-CONF.	6- 6	165	3- 3	253	130	185	185	9	9	
TOTALS	RPI 1-25	RPI 26-50	W-L RECORDS	RPI 51-100	RPI 101-150	RPI 150+				
11- 6	0- 2	1- 0	OVERALL	0- 1	0- 1	10- 2				
4- 5	0- 1	1- 0	HOME	0- 1	0- 1	3- 2				
7- 1	0- 1	0- 0	AWAY	0- 0	0- 0	7- 0				
0- 0	0- 0	0- 0	NEUTRAL	0- 0	0- 0	0- 0				
6- 6	0- 2	0- 0	NON-CONFERENCE	0- 1	0- 1	6- 2				
0- 5	0- 1	0- 0	HOME	0- 1	0- 1	0- 2				
6- 1	0- 1	0- 0	AWAY	0- 0	0- 0	6- 0				
0- 0	0- 0	0- 0	NEUTRAL	0- 0	0- 0	0- 0				
5- 0	0- 0	1- 0	CONFERENCE	0- 0	0- 0	4- 0				
4- 0	0- 0	1- 0	HOME	0- 0	0- 0	3- 0				
1- 0	0- 0	0- 0	AWAY	0- 0	0- 0	1- 0				
0- 0	0- 0	0- 0	NEUTRAL	0- 0	0- 0	0- 0				

RPI 1-25				RPI 26-50				RPI 51-100				RPI 101+ Team's RPI: 118			
RPI	S	Opponent	Score	RPI	S	Opponent	Score	RPI	S	Opponent	Score	RPI	S	Opponent	Score
10	A	Duke	55 68	35	H	Harvard	63 43	67	H	Villanova	48 60	111	H	Saint Joseph's	53 57
23	H	Temple	53 63									151	H	Yale	66 55
												156	H	Brown	86 60
												161	H	La Salle	56 58
												165	A	UC Riverside	71 55
												174	A	Princeton	62 57
												197	A	CSUN	47 36
												205	H	Binghamton	48 61
												214	H	Dartmouth	68 38
												239	A	Richmond	47 44
												299	A	Rhode Island	75 43
												322	A	Lafayette	64 47
												342	A	Wagner	63 39
LAST 12 Division I GAMES:															
214	H	Dartmouth	68 38	174	A	Princeton	62 57								
35	H	Harvard	63 43	165	A	UC Riverside	71 55								
23	H	Temple	53 63	197	A	CSUN	47 36								
67	H	Villanova	48 60	239	A	Richmond	47 44								
156	H	Brown	86 60	161	H	La Salle	56 58								
151	H	Yale	66 55	342	A	Wagner	63 39								

Non-Div I Games: Stevens 89 43

Penn

Average RPI Win:	179	WON-LOST	WINNING	LAST 10	STRENGTH OF	OPP. STRENGTH	TEAM	ADJ.	CONF.	ADJ CONF.
Average RPI Loss:	69	RECORD	PCT. RANK	GAMES	SCHEDULE	OF SCHEDULE	RPI	RPI	RPI	RPI
DIV. I ONLY	15- 8	88	5- 5	134	63	84	84	6	6	
DIV. I NON-CONF.	10- 2	33	1- 0	200	135	69	69	6	6	
TOTALS	RPI 1-25	RPI 26-50	W-L RECORDS	RPI 51-100	RPI 101-150	RPI 150+				
15- 8	1- 1	1- 2	OVERALL	1- 4	2- 0	10- 1				
11- 1	1- 0	1- 0	HOME	0- 1	2- 0	7- 0				
3- 6	0- 1	0- 1	AWAY	1- 3	0- 0	2- 1				
1- 1	0- 0	0- 1	NEUTRAL	0- 0	0- 0	1- 0				
10- 2	1- 0	0- 1	NON-CONFERENCE	0- 1	2- 0	7- 0				
7- 0	1- 0	0- 0	HOME	0- 0	2- 0	4- 0				
2- 1	0- 0	0- 0	AWAY	0- 1	0- 0	2- 0				
1- 1	0- 0	0- 1	NEUTRAL	0- 0	0- 0	1- 0				
5- 6	0- 1	1- 1	CONFERENCE	1- 3	0- 0	3- 1				
4- 1	0- 0	1- 0	HOME	0- 1	0- 0	3- 0				
1- 5	0- 1	0- 1	AWAY	1- 2	0- 0	0- 1				
0- 0	0- 0	0- 0	NEUTRAL	0- 0	0- 0	0- 0				

RPI 1-25				RPI 26-50				RPI 51-100				RPI 101+			
RPI	S	Opponent	Score	RPI	S	Opponent	Score	RPI	S	Opponent	Score	RPI	S	Opponent	Score
14	H	Tennessee	70 56	31	A	Ohio St.	72 87	51	A	Northwestern	74 58	141	H	Pittsburgh	91 62
17	A	Maryland	83 89	47	N	Georgetown	54 68	52	A	Indiana	66 72	148	H	Iona	80 67
				50	H	Iowa	71 58	52	H	Indiana	70 89	175	H	American	70 65
								72	A	Drexel	60 83	177	A	Boston College	60 56
								94	A	Purdue	51 64	179	H	Nebraska	86 69
												189	A	Rutgers	45 61
												192	H	Illinois	82 66
												204	H	Wisconsin	76 46
												211	H	Akron	84 71
												249	H	Marshall	82 80
												280	N	Georgia St.	69 42
												304	A	Holy Cross	84 48
												311	H	Saint Peter's	106 50
LAST 12 Division I GAMES:															
51	A	Northwestern	74 58	17	A	Maryland	83 89								
31	A	Ohio St.	72 87	94	A	Purdue	51 64								
192	H	Illinois	82 66	50	H	Iowa	71 58								
52	A	Indiana	66 72	189	A	Rutgers	45 61								
179	H	Nebraska	86 69	52	H	Indiana	70 89								
204	H	Wisconsin	76 46	148	H	Iona	80 67								

Non-Div I Games:

Penn St.

■ Loss,
■ Non-Conf,
■ S Site,
■ H Home
■ A Away
N Neutral

Pepperdine

Through Games Of Feb. 7, 2017

Average RPI Win: 213	WON-LOST	WINNING	LAST 10	STRENGTH OF	OPP. STRENGTH	TEAM	ADJ.	CONF.	ADJ CONF.
Average RPI Loss: 191	RECORD	PCT. RANK	GAMES	SCHEDULE	OF SCHEDULE	RPI	RPI	RPI	RPI
DIV. I ONLY	6- 17	295	3- 7	252	220	308	308	15	15
DIV. I NON-CONF.	2- 9	293	0- 0	281	325	330	330	13	13
TOTALS	RPI 1-25	RPI 26-50	W-L RECORDS	RPI 51-100	RPI 101-150	RPI 150+			
6- 17	0- 1	0- 0	OVERALL	1- 3	1- 2	4- 11			
4- 7	0- 1	0- 0	HOME	1- 2	1- 2	2- 2			
2- 10	0- 0	0- 0	AWAY	0- 1	0- 0	2- 9			
0- 0	0- 0	0- 0	NEUTRAL	0- 0	0- 0	0- 0			
2- 9	0- 1	0- 0	NON-CONFERENCE	0- 1	0- 1	2- 6			
1- 4	0- 1	0- 0	HOME	0- 1	0- 1	1- 1			
1- 5	0- 0	0- 0	AWAY	0- 0	0- 0	1- 5			
0- 0	0- 0	0- 0	NEUTRAL	0- 0	0- 0	0- 0			
4- 8	0- 0	0- 0	CONFERENCE	1- 2	1- 1	2- 5			
3- 3	0- 0	0- 0	HOME	1- 1	1- 1	1- 1			
1- 5	0- 0	0- 0	AWAY	0- 1	0- 0	1- 4			
0- 0	0- 0	0- 0	NEUTRAL	0- 0	0- 0	0- 0			

RPI 1-25				RPI 26-50				RPI 51-100				RPI 101+ Team's RPI: 308			
RPI	S	Opponent	Score	RPI	S	Opponent	Score	RPI	S	Opponent	Score	RPI	S	Opponent	Score
10	H	Duke	65 99					78	A	Gonzaga	61 83	101	H	Long Beach St.	41 44
								78	H	Gonzaga	79 69	126	H	St. Mary's (CA)	60 81
								80	H	UNLV	61 68	149	H	San Francisco	81 59
								99	H	BYU	47 73	158	A	Santa Clara	40 61
												196	A	New Mexico St.	66 75
												209	A	Pacific	79 80
												209	H	Pacific	59 58
												210	A	Loyola Marymount	60 72
												217	A	San Diego	55 42
												246	A	UC Santa Barbara	57 66
												269	A	Cal Poly	52 62
												274	A	Portland	55 75
												274	H	Portland	61 71
												289	H	CSU Bakersfield	62 57
												290	H	Nevada	60 69
												302	A	Denver	67 75
												331	A	Utah Valley	65 72
												338	A	Cal St. Fullerton	69 58
LAST 12 Division I GAMES:															
209	A	Pacific	79 80	158	A	Santa Clara	40 61								
149	H	San Francisco	81 59	209	H	Pacific	59 58								
78	A	Gonzaga	61 83	217	A	San Diego	55 42								
274	A	Portland	55 75	210	A	Loyola Marymount	60 72								
126	H	St. Mary's (CA)	60 81	274	H	Portland	61 71								
99	H	BYU	47 73	78	H	Gonzaga	79 69								

Non-Div I Games:

Pepperdine

Loss, Non-Conf, S Site, H Home A Away N Neutral

Average RPI Win:	224	WON-LOST	WINNING	LAST 10	STRENGTH OF	OPP. STRENGTH	TEAM	ADJ.	CONF.	ADJ CONF.
Average RPI Loss:	50	RECORD	PCT. RANK	GAMES	SCHEDULE	OF SCHEDULE	RPI	RPI	RPI	RPI
DIV. I ONLY	11- 11	169	3- 7	77	71	141	141	3	3	
DIV. I NON-CONF.	8- 4	97	1- 1	260	266	182	182	4	4	
TOTALS	RPI 1-25	RPI 26-50	W-L RECORDS	RPI 51-100	RPI 101-150	RPI 150+				
11- 11	0- 4	0- 2	OVERALL	3- 4	0- 1	8- 0				
9- 4	0- 2	0- 0	HOME	3- 2	0- 0	6- 0				
0- 7	0- 2	0- 2	AWAY	0- 2	0- 1	0- 0				
2- 0	0- 0	0- 0	NEUTRAL	0- 0	0- 0	2- 0				
8- 4	0- 0	0- 0	NON-CONFERENCE	1- 3	0- 1	7- 0				
6- 2	0- 0	0- 0	HOME	1- 2	0- 0	5- 0				
0- 2	0- 0	0- 0	AWAY	0- 1	0- 1	0- 0				
2- 0	0- 0	0- 0	NEUTRAL	0- 0	0- 0	2- 0				
3- 7	0- 4	0- 2	CONFERENCE	2- 1	0- 0	1- 0				
3- 2	0- 2	0- 0	HOME	2- 0	0- 0	1- 0				
0- 5	0- 2	0- 2	AWAY	0- 1	0- 0	0- 0				
0- 0	0- 0	0- 0	NEUTRAL	0- 0	0- 0	0- 0				

RPI 1-25				RPI 26-50				RPI 51-100				RPI 101+ Team's RPI: 141			
RPI	S	Opponent	Score	RPI	S	Opponent	Score	RPI	S	Opponent	Score	RPI	S	Opponent	Score
2	A	Notre Dame	54 86	34	A	Syracuse	65 93	60	A	Wake Forest	48 57	107	A	Duquesne	54 63
13	A	Louisville	52 73	36	A	North Carolina St.	42 55	68	H	Virginia	62 54	177	H	Boston College	56 43
13	H	Louisville	48 63					84	A	Penn St.	62 91	242	H	Loyola Maryland	74 44
19	H	Miami (FL)	50 82					85	H	North Carolina	68 48	265	N	McNeese	71 65
								88	H	Charlotte	63 70	287	N	UTEP	71 46
								92	H	Cornell	56 44	300	H	Bryant	76 60
								94	H	Purdue	61 67	314	H	Youngstown St.	63 50
												316	H	Loyola Chicago	59 35
												318	H	Mt. St. Mary's	89 54
LAST 12 Division I GAMES:															
60	A	Wake Forest	48 57	2	A	Notre Dame	54 86								
34	A	Syracuse	65 93	13	A	Louisville	52 73								
13	H	Louisville	48 63	177	H	Boston College	56 43								
36	A	North Carolina St.	42 55	19	H	Miami (FL)	50 82								
68	H	Virginia	62 54	107	A	Duquesne	54 63								
85	H	North Carolina	68 48	265	N	McNeese	71 65								

Non-Div I Games: Slippery Rock 94 48

Pittsburgh

■ Loss,
 ■ Non-Conf, S Site,
 ■ Home
 ■ Away
 N Neutral

Average RPI Win: 291	WON-LOST	WINNING	LAST 10	STRENGTH OF	OPP. STRENGTH	TEAM	ADJ.	CONF.	ADJ CONF.
Average RPI Loss: 125	RECORD	PCT. RANK	GAMES	SCHEDULE	OF SCHEDULE	RPI	RPI	RPI	RPI
DIV. I ONLY	3- 19	333	1- 9	91	129	274	274	15	15
DIV. I NON-CONF.	1- 9	323	0- 0	26	73	230	230	13	13
TOTALS	RPI 1-25	RPI 26-50	W-L RECORDS	RPI 51-100	RPI 101-150	RPI 150+			
3- 19	0- 2	0- 1	OVERALL	0- 7	0- 2	3- 7			
2- 7	0- 1	0- 0	HOME	0- 3	0- 1	2- 2			
1- 11	0- 1	0- 1	AWAY	0- 3	0- 1	1- 5			
0- 1	0- 0	0- 0	NEUTRAL	0- 1	0- 0	0- 0			
1- 9	0- 2	0- 1	NON-CONFERENCE	0- 4	0- 0	1- 2			
1- 2	0- 1	0- 0	HOME	0- 1	0- 0	1- 0			
0- 6	0- 1	0- 1	AWAY	0- 2	0- 0	0- 2			
0- 1	0- 0	0- 0	NEUTRAL	0- 1	0- 0	0- 0			
2- 10	0- 0	0- 0	CONFERENCE	0- 3	0- 2	2- 5			
1- 5	0- 0	0- 0	HOME	0- 2	0- 1	1- 2			
1- 5	0- 0	0- 0	AWAY	0- 1	0- 1	1- 3			
0- 0	0- 0	0- 0	NEUTRAL	0- 0	0- 0	0- 0			

RPI 1-25				RPI 26-50				RPI 51-100				RPI 101+ Team's RPI: 274			
RPI	S	Opponent	Score	RPI	S	Opponent	Score	RPI	S	Opponent	Score	RPI	S	Opponent	Score
6	A	Oregon St.	45 62	37	A	Oregon	41 81	63	H	Montana St.	66 70	126	A	St. Mary's (CA)	76 92
8	H	Washington	53 83					75	N	Southern California	54 67	149	H	San Francisco	56 75
								78	A	Gonzaga	55 67	158	A	Santa Clara	56 68
								78	H	Gonzaga	50 85	158	H	Santa Clara	44 56
								86	A	Boise St.	60 74	209	H	Pacific	74 84
								98	A	UC Davis	52 66	210	A	Loyola Marymount	54 69
								99	H	BYU	38 77	217	A	San Diego	40 57
												228	A	Weber St.	37 76
												258	H	Portland St.	79 68
												290	A	Nevada	59 72
												308	A	Pepperdine	71 61
												308	H	Pepperdine	75 55
LAST 12 Division I GAMES:															
99	H	BYU	38 77	210	A	Loyola Marymount	54 69								
158	A	Santa Clara	56 68	126	A	St. Mary's (CA)	76 92								
217	A	San Diego	40 57	78	A	Gonzaga	55 67								
308	H	Pepperdine	75 55	158	H	Santa Clara	44 56								
78	H	Gonzaga	50 85	308	A	Pepperdine	71 61								
149	H	San Francisco	56 75	209	H	Pacific	74 84								

Non-Div I Games: Alas. Anchorage 66 57

Portland

■ Loss,
 ■ Non-Conf, S Site,
 ■ Home
 ■ Away
 N Neutral

Average RPI Win:	290	WON-LOST	WINNING	LAST 10	STRENGTH OF	OPP. STRENGTH	TEAM	ADJ.	CONF.	ADJ CONF.
Average RPI Loss:	134	RECORD	PCT. RANK	GAMES	SCHEDULE	OF SCHEDULE	RPI	RPI	RPI	RPI
DIV. I ONLY	9- 12	214	4- 6	315	154	258	258	19	19	
DIV. I NON-CONF.	5- 6	186	0- 2	330	94	244	244	19	19	
TOTALS	RPI 1-25	RPI 26-50	W-L RECORDS	RPI 51-100	RPI 101-150	RPI 150+				
9- 12	0- 1	0- 1	OVERALL	0- 2	0- 5	9- 3				
4- 3	0- 0	0- 0	HOME	0- 0	0- 2	4- 1				
3- 7	0- 0	0- 0	AWAY	0- 0	0- 0	3- 0				
2- 2	0- 1	0- 1	NEUTRAL	0- 0	0- 0	2- 0				
5- 6	0- 1	0- 1	NON-CONFERENCE	0- 1	0- 1	5- 2				
2- 0	0- 0	0- 0	HOME	0- 0	0- 0	2- 0				
1- 4	0- 0	0- 0	AWAY	0- 1	0- 1	1- 2				
2- 2	0- 1	0- 1	NEUTRAL	0- 0	0- 0	2- 0				
4- 6	0- 0	0- 0	CONFERENCE	0- 1	0- 4	4- 1				
2- 3	0- 0	0- 0	HOME	0- 0	0- 2	2- 1				
2- 3	0- 0	0- 0	AWAY	0- 1	0- 2	2- 0				
0- 0	0- 0	0- 0	NEUTRAL	0- 0	0- 0	0- 0				

RPI 1-25				RPI 26-50				RPI 51-100				RPI 101+				Team's RPI: 258	
RPI	S	Opponent	Score	RPI	S	Opponent	Score	RPI	S	Opponent	Score	RPI	S	Opponent	Score		
15	N	Oklahoma	60 74	37	N	Oregon	46 90	63	A	Montana St.	76 83	108	A	Northern Colo.	62 91		
								86	A	Boise St.	76 94	125	A	Arizona	52 75		
												138	A	North Dakota	61 65		
												140	H	Idaho	66 72		
												144	H	Eastern Wash.	62 68		
												197	A	CSUN	72 99		
												215	A	Seattle U	79 71		
												264	N	Northern Ky.	77 54		
												273	H	Southern Utah	81 74		
												274	A	Portland	68 79		
												276	A	Sacramento St.	88 86		
												276	H	Sacramento St.	68 77		
												295	N	Kennesaw St.	71 61		
												296	H	Northern Ariz.	56 55		
												327	H	UC Irvine	79 73		
												328	A	Montana	64 44		
												338	H	Cal St. Fullerton	81 73		
LAST 12 Division I GAMES:																	
144	H	Eastern Wash.	62 68	296	H	Northern Ariz.	56 55										
140	H	Idaho	66 72	276	A	Sacramento St.	88 86										
276	H	Sacramento St.	68 77	108	A	Northern Colo.	62 91										
63	A	Montana St.	76 83	138	A	North Dakota	61 65										
328	A	Montana	64 44	125	A	Arizona	52 75										
273	H	Southern Utah	81 74	15	N	Oklahoma	60 74										

Non-Div I Games: Pacific Union 93 61

Portland St.

Loss, Non-Conf, S Site, H Home A Away N Neutral

Average RPI Win:	282	WON-LOST	WINNING	LAST 10	STRENGTH OF	OPP. STRENGTH	TEAM	ADJ.	CONF.	ADJ CONF.
Average RPI Loss:	177	RECORD	PCT. RANK	GAMES	SCHEDULE	OF SCHEDULE	RPI	RPI	RPI	RPI
DIV. I ONLY	8- 14	243	3- 7	235	333	284	284	30	30	
DIV. I NON-CONF.	5- 7	205	0- 2	110	283	168	168	30	30	
TOTALS	RPI 1-25	RPI 26-50	W-L RECORDS	RPI 51-100	RPI 101-150	RPI 150+				
8- 14	0- 2	0- 0	OVERALL	0- 1	0- 2	8- 9				
7- 2	0- 0	0- 0	HOME	0- 0	0- 0	7- 2				
0- 12	0- 0	0- 0	AWAY	0- 0	0- 0	0- 1				
1- 0	0- 0	0- 0	NEUTRAL	0- 0	0- 0	1- 0				
5- 7	0- 2	0- 0	NON-CONFERENCE	0- 1	0- 2	5- 2				
4- 0	0- 0	0- 0	HOME	0- 0	0- 0	4- 0				
0- 7	0- 2	0- 0	AWAY	0- 1	0- 2	0- 2				
1- 0	0- 0	0- 0	NEUTRAL	0- 0	0- 0	1- 0				
3- 7	0- 0	0- 0	CONFERENCE	0- 0	0- 0	3- 7				
3- 2	0- 0	0- 0	HOME	0- 0	0- 0	3- 2				
0- 5	0- 0	0- 0	AWAY	0- 0	0- 0	0- 5				
0- 0	0- 0	0- 0	NEUTRAL	0- 0	0- 0	0- 0				

RPI	S	Opponent	Score	RPI	S	Opponent	Score	RPI	S	Opponent	Score	RPI	S	Opponent	Score	Team's RPI: 284
16	A	DePaul	62 94					64	A	Texas Tech	43 85	102	A	SMU	54 61	
20	A	Texas A&M	62 90									110	A	SFA	64 88	
												176	A	Rice	57 68	
												184	H	Texas St.	64 60	
												203	A	Texas Southern	51 73	
												203	H	Texas Southern	62 70	
												212	H	Alabama St.	61 75	
												230	H	Grambling	51 49	
												233	A	Southern U.	72 86	
												248	H	Bethune-Cookman	66 64	
												249	N	Marshall	78 68	
												254	A	UTRGV	74 82	
												283	A	Mississippi Val.	55 64	
												291	A	Ark.-Pine Bluff	47 64	
												307	H	Nicholls St.	69 67	
												310	A	Alcorn	55 62	
												343	H	Sam Houston St.	75 65	
												348	H	Jackson St.	73 63	
												349	H	Alabama A&M	71 47	
LAST 12 Division I GAMES:																
203	A	Texas Southern	51 73	348	H	Jackson St.	73 63									
212	H	Alabama St.	61 75	203	H	Texas Southern	62 70									
349	H	Alabama A&M	71 47	310	A	Alcorn	55 62									
291	A	Ark.-Pine Bluff	47 64	233	A	Southern U.	72 86									
283	A	Mississippi Val.	55 64	20	A	Texas A&M	62 90									
230	H	Grambling	51 49	110	A	SFA	64 88									

Non-Div I Games:

Presbyterian

Through Games Of Feb. 7, 2017

Average RPI Win:	274	WON-LOST	WINNING	LAST 10	STRENGTH OF	OPP. STRENGTH	TEAM	ADJ.	CONF.	ADJ CONF.
Average RPI Loss:	167	RECORD	PCT. RANK	GAMES	SCHEDULE	OF SCHEDULE	RPI	RPI	RPI	RPI
DIV. I ONLY	8- 14	243	5- 5	186	320	223	223	28	28	
DIV. I NON-CONF.	2- 9	293	0- 1	83	276	220	220	28	28	
TOTALS	RPI 1-25	RPI 26-50	W-L RECORDS	RPI 51-100	RPI 101-150	RPI 150+				
8- 14	0- 0	0- 1	OVERALL	0- 5	1- 1	7- 7				
3- 5	0- 0	0- 0	HOME	0- 2	1- 0	2- 3				
5- 8	0- 0	0- 1	AWAY	0- 3	0- 1	5- 3				
0- 1	0- 0	0- 0	NEUTRAL	0- 0	0- 0	0- 1				
2- 9	0- 0	0- 1	NON-CONFERENCE	0- 5	0- 1	2- 2				
0- 3	0- 0	0- 0	HOME	0- 2	0- 0	0- 1				
2- 5	0- 0	0- 1	AWAY	0- 3	0- 1	2- 0				
0- 1	0- 0	0- 0	NEUTRAL	0- 0	0- 0	0- 1				
6- 5	0- 0	0- 0	CONFERENCE	0- 0	1- 0	5- 5				
3- 2	0- 0	0- 0	HOME	0- 0	1- 0	2- 2				
3- 3	0- 0	0- 0	AWAY	0- 0	0- 0	3- 3				
0- 0	0- 0	0- 0	NEUTRAL	0- 0	0- 0	0- 0				

RPI S	Opponent	Score	RPI S	Opponent	Score	RPI S	Opponent	Score	RPI S	Opponent	Score	Team's RPI: 223
45	A Virginia Tech	36 67	52	A Indiana	37 71	134	A East Carolina	46 54				
			78	A Gonzaga	39 79	139	H Radford	58 54				
			79	H Belmont	58 83	203	N Texas Southern	62 74				
			88	A Charlotte	63 71	221	H Campbell	39 49				
			95	H Chattanooga	48 56	243	A Liberty	60 68				
						244	A UNC Asheville	52 47				
						244	H UNC Asheville	60 67				
						253	A Charleston So.	34 52				
						253	H Charleston So.	50 48				
						256	A UNCG	69 62				
						288	A High Point	60 87				
						292	A Gardner-Webb	56 55				
						317	H USC Upstate	48 55				
						326	A Winthrop	78 39				
						336	H Longwood	65 55				
						344	A N.C. Central	72 63				
LAST 12 Division I GAMES:												
244	A UNC Asheville	52 47	253	H Charleston So.	50 48							
253	A Charleston So.	34 52	221	H Campbell	39 49							
139	H Radford	58 54	243	A Liberty	60 68							
288	A High Point	60 87	292	A Gardner-Webb	56 55							
244	H UNC Asheville	60 67	336	H Longwood	65 55							
326	A Winthrop	78 39	95	H Chattanooga	48 56							

Non-Div I Games:

Presbyterian

Loss, Non-Conf, S Site, H Home A Away N Neutral

Average RPI Win:	217	WON-LOST	WINNING	LAST 10	STRENGTH OF	OPP. STRENGTH	TEAM	ADJ.	CONF.	ADJ CONF.
Average RPI Loss:	90	RECORD	PCT. RANK	GAMES	SCHEDULE	OF SCHEDULE	RPI	RPI	RPI	RPI
DIV. I ONLY	9- 9	169	5- 5	148	102	174	174	9	9	
DIV. I NON-CONF.	6- 7	182	4- 3	226	67	195	195	9	9	
TOTALS	RPI 1-25	RPI 26-50	W-L RECORDS	RPI 51-100	RPI 101-150	RPI 150+				
9- 9	0- 1	1- 1	OVERALL	0- 2	0- 4	8- 1				
7- 4	0- 0	1- 0	HOME	0- 1	0- 2	6- 1				
2- 5	0- 1	0- 1	AWAY	0- 1	0- 2	2- 0				
0- 0	0- 0	0- 0	NEUTRAL	0- 0	0- 0	0- 0				
6- 7	0- 1	0- 1	NON-CONFERENCE	0- 2	0- 3	6- 0				
4- 2	0- 0	0- 0	HOME	0- 1	0- 1	4- 0				
2- 5	0- 1	0- 1	AWAY	0- 1	0- 2	2- 0				
0- 0	0- 0	0- 0	NEUTRAL	0- 0	0- 0	0- 0				
3- 2	0- 0	1- 0	CONFERENCE	0- 0	0- 1	2- 1				
3- 2	0- 0	1- 0	HOME	0- 0	0- 1	2- 1				
0- 0	0- 0	0- 0	AWAY	0- 0	0- 0	0- 0				
0- 0	0- 0	0- 0	NEUTRAL	0- 0	0- 0	0- 0				

RPI S	Opponent	Score	RPI S	Opponent	Score	RPI S	Opponent	Score	RPI S	Opponent	Score	Team's RPI: 174
21	A Kansas St.	42 60	35	H Harvard	63 58	54	A George Washington	45 56	114	A Delaware	62 66	
			42	A Georgia Tech	51 67	61	H Dayton	56 62	115	A Fordham	55 57	
									118	H Penn	57 62	
									127	H Rider	62 70	
									151	H Yale	74 62	
									156	H Brown	88 98	
									181	H Seton Hall	94 67	
									189	H Rutgers	64 34	
									214	H Dartmouth	85 55	
									229	A UMBC	69 58	
									294	A Lipscomb	71 43	
									322	H Lafayette	65 27	
									342	H Wagner	107 44	
LAST 12 Division I GAMES:												
35	H Harvard	63 58	42	A Georgia Tech	51 67							
214	H Dartmouth	85 55	342	H Wagner	107 44							
151	H Yale	74 62	21	A Kansas St.	42 60							
156	H Brown	88 98	115	A Fordham	55 57							
118	H Penn	57 62	322	H Lafayette	65 27							
294	A Lipscomb	71 43	181	H Seton Hall	94 67							

Non-Div I Games:

Princeton

Providence

Through Games Of Feb. 7, 2017

Average RPI Win:	213	WON-LOST	WINNING	LAST 10	STRENGTH OF	OPP. STRENGTH	TEAM	ADJ.	CONF.	ADJ CONF.
Average RPI Loss:	87	RECORD	PCT. RANK	GAMES	SCHEDULE	OF SCHEDULE	RPI	RPI	RPI	RPI
DIV. I ONLY	10- 14	220	1- 9	128	80	171	171	7	7	
DIV. I NON-CONF.	8- 3	67	0- 0	287	261	106	106	7	7	
TOTALS	RPI 1-25	RPI 26-50	W-L RECORDS	RPI 51-100	RPI 101-150	RPI 150+				
10- 14	0- 3	1- 3	OVERALL	0- 3	0- 1	9- 4				
5- 5	0- 2	1- 1	HOME	0- 1	0- 0	4- 1				
3- 9	0- 1	0- 2	AWAY	0- 2	0- 1	3- 3				
2- 0	0- 0	0- 0	NEUTRAL	0- 0	0- 0	2- 0				
8- 3	0- 0	0- 0	NON-CONFERENCE	0- 0	0- 1	8- 2				
3- 0	0- 0	0- 0	HOME	0- 0	0- 0	3- 0				
3- 3	0- 0	0- 0	AWAY	0- 0	0- 1	3- 2				
2- 0	0- 0	0- 0	NEUTRAL	0- 0	0- 0	2- 0				
2- 11	0- 3	1- 3	CONFERENCE	0- 3	0- 0	1- 2				
2- 5	0- 2	1- 1	HOME	0- 1	0- 0	1- 1				
0- 6	0- 1	0- 2	AWAY	0- 2	0- 0	0- 1				
0- 0	0- 0	0- 0	NEUTRAL	0- 0	0- 0	0- 0				

RPI S Opponent	Score	RPI S Opponent	Score	RPI S Opponent	Score	RPI S Opponent	Score	Team's RPI: 171
16 A DePaul	56 61	43 A Marquette	74 79	66 A St. John's (NY)	50 60	142 A Columbia	64 66	
16 H DePaul	55 64	43 H Marquette	66 64	67 A Villanova	43 61	156 A Brown	70 77	
22 H Creighton	51 58	47 A Georgetown	70 72	67 H Villanova	59 64	168 A Hartford	77 65	
		47 H Georgetown	39 71			173 H Xavier	51 54	
						177 A Boston College	53 57	
						181 A Seton Hall	43 55	
						205 H Binghamton	71 58	
						218 N Miami (OH)	75 59	
						220 A UNCW	65 49	
						225 A Monmouth	62 58	
						231 H Colgate	92 85	
						238 H Butler	68 51	
						282 H North Dakota St.	86 63	
						300 N Bryant	62 51	
LAST 12 Division I GAMES:								
67 A Villanova	43 61	22 H Creighton	51 58					
47 A Georgetown	70 72	47 H Georgetown	39 71					
16 H DePaul	55 64	67 H Villanova	59 64					
43 H Marquette	66 64	43 A Marquette	74 79					
66 A St. John's (NY)	50 60	16 A DePaul	56 61					
181 A Seton Hall	43 55	238 H Butler	68 51					

Non-Div I Games:

Providence

■ Loss,
 ■ Non-Conf,
 ■ S Site,
 ■ Home
 ■ A Away
 N Neutral

Average RPI Win:	176	WON-LOST	WINNING	LAST 10	STRENGTH OF	OPP. STRENGTH	TEAM	ADJ.	CONF.	ADJ CONF.
Average RPI Loss:	68	RECORD	PCT. RANK	GAMES	SCHEDULE	OF SCHEDULE	RPI	RPI	RPI	RPI
DIV. I ONLY	15- 9	112	6- 4	95	77	94	94	6	6	
DIV. I NON-CONF.	9- 5	112	1- 1	194	126	142	142	6	6	
TOTALS	RPI 1-25	RPI 26-50	W-L RECORDS	RPI 51-100	RPI 101-150	RPI 150+				
15- 9	0- 2	2- 1	OVERALL	2- 4	2- 1	9- 1				
8- 4	0- 1	1- 1	HOME	2- 1	0- 0	5- 1				
5- 3	0- 0	1- 0	AWAY	0- 2	2- 1	2- 0				
2- 2	0- 1	0- 0	NEUTRAL	0- 1	0- 0	2- 0				
9- 5	0- 1	0- 0	NON-CONFERENCE	1- 2	2- 1	6- 1				
5- 2	0- 0	0- 0	HOME	1- 1	0- 0	4- 1				
2- 1	0- 0	0- 0	AWAY	0- 0	2- 1	0- 0				
2- 2	0- 1	0- 0	NEUTRAL	0- 1	0- 0	2- 0				
6- 4	0- 1	2- 1	CONFERENCE	1- 2	0- 0	3- 0				
3- 2	0- 1	1- 1	HOME	1- 0	0- 0	1- 0				
3- 2	0- 0	1- 0	AWAY	0- 2	0- 0	2- 0				
0- 0	0- 0	0- 0	NEUTRAL	0- 0	0- 0	0- 0				

RPI 1-25				RPI 26-50				RPI 51-100				Team's RPI: 94	RPI 101+			
RPI	S	Opponent	Score	RPI	S	Opponent	Score	RPI	S	Opponent	Score		RPI	S	Opponent	Score
12	N	Stanford	69 78	31	H	Ohio St.	56 61	51	A	Northwestern	60 76		119	A	Maine	47 67
17	H	Maryland	70 85	46	A	Michigan St.	76 66	52	A	Indiana	60 74		128	A	Ball St.	58 42
				46	H	Michigan St.	66 54	67	N	Villanova	44 58		141	A	Pittsburgh	67 61
								76	H	IUPUI	62 67		179	H	Nebraska	88 45
								83	H	Central Mich.	62 51		183	H	Southern Ill.	61 64
								84	H	Penn St.	64 51		185	N	Northeastern	79 54
													192	A	Illinois	72 64
													193	N	Wichita St.	86 49
													204	A	Wisconsin	79 57
													231	H	Colgate	71 51
													266	H	Eastern Mich.	77 50
													317	H	USC Upstate	71 41
													344	H	N.C. Central	61 27
LAST 12 Division I GAMES:																
				192	A	Illinois	72 64					204	A	Wisconsin	79 57	
				17	H	Maryland	70 85					84	H	Penn St.	64 51	
				179	H	Nebraska	88 45					46	H	Michigan St.	66 54	
				46	A	Michigan St.	76 66					51	A	Northwestern	60 76	
				52	A	Indiana	60 74					76	H	IUPUI	62 67	
				31	H	Ohio St.	56 61					266	H	Eastern Mich.	77 50	

Non-Div I Games:

Purdue

■ Loss,
■ Non-Conf, S Site,
■ Home
■ Away
N Neutral

Quinnipiac

Through Games Of Feb. 7, 2017

Average RPI Win:	196	WON-LOST	WINNING	LAST 10	STRENGTH OF	OPP. STRENGTH	TEAM	ADJ.	CONF.	ADJ CONF.
Average RPI Loss:	105	RECORD	PCT. RANK	GAMES	SCHEDULE	OF SCHEDULE	RPI	RPI	RPI	RPI
DIV. I ONLY	18- 6	39	7- 3	118	177	49	49	17	17	
DIV. I NON-CONF.	7- 3	83	0- 0	11	124	17	17	17	17	
TOTALS	RPI 1-25	RPI 26-50	W-L RECORDS	RPI 51-100	RPI 101-150	RPI 150+				
18- 6	0- 2	0- 1	OVERALL	2- 0	3- 1	13- 2				
9- 1	0- 0	0- 1	HOME	1- 0	1- 0	7- 0				
7- 4	0- 0	0- 0	AWAY	1- 0	1- 0	5- 1				
2- 1	0- 1	0- 0	NEUTRAL	0- 0	1- 0	1- 0				
7- 3	0- 2	0- 1	NON-CONFERENCE	2- 0	1- 0	4- 0				
2- 1	0- 0	0- 1	HOME	1- 0	0- 0	1- 0				
3- 1	0- 1	0- 0	AWAY	1- 0	0- 0	2- 0				
2- 1	0- 1	0- 0	NEUTRAL	0- 0	1- 0	1- 0				
11- 3	0- 0	0- 0	CONFERENCE	0- 0	2- 1	9- 2				
7- 0	0- 0	0- 0	HOME	0- 0	1- 0	6- 0				
4- 3	0- 0	0- 0	AWAY	0- 0	1- 1	3- 2				
0- 0	0- 0	0- 0	NEUTRAL	0- 0	0- 0	0- 0				

RPI 1-25				RPI 26-50				Team's RPI: 49		RPI 51-100				RPI 101+			
RPI	S	Opponent	Score	RPI	S	Opponent	Score			RPI	S	Opponent	Score	RPI	S	Opponent	Score
6	N	Oregon St.	60 75	46	H	Michigan St.	54 71			61	A	Dayton	63 60	101	N	Long Beach St.	63 60
23	A	Temple	68 71							90	H	FGCU	66 56	127	A	Rider	91 79
														127	H	Rider	79 53
														148	A	Iona	44 58
														168	A	Hartford	82 59
														180	A	Fairfield	52 65
														180	H	Fairfield	60 55
														185	H	Northeastern	76 59
														196	N	New Mexico St.	49 46
														198	H	Siena	73 47
														219	A	Niagara	71 64
														219	H	Niagara	61 45
														225	A	Monmouth	58 61
														225	H	Monmouth	74 54
														245	A	Canisius	64 53
														267	H	Manhattan	81 38
														304	A	Holy Cross	78 55
														311	A	Saint Peter's	84 51
														311	H	Saint Peter's	82 47
LAST 12 Division I GAMES:																	
225	H	Monmouth	74 54	180	H	Fairfield	60 55										
180	A	Fairfield	52 65	267	H	Manhattan	81 38										
148	A	Iona	44 58	245	A	Canisius	64 53										
219	H	Niagara	61 45	219	A	Niagara	71 64										
127	H	Rider	79 53	311	H	Saint Peter's	82 47										
225	A	Monmouth	58 61	127	A	Rider	91 79										

Non-Div I Games:

Quinnipiac

Loss, Non-Conf, S Site, H Home A Away N Neutral

Average RPI Win:	259	WON-LOST	WINNING	LAST 10	STRENGTH OF	OPP. STRENGTH	TEAM	ADJ.	CONF.	ADJ CONF.
Average RPI Loss:	157	RECORD	PCT. RANK	GAMES	SCHEDULE	OF SCHEDULE	RPI	RPI	RPI	RPI
DIV. I ONLY	14- 6	69	7- 3	328	203	139	139	28	28	
DIV. I NON-CONF.	6- 3	97	0- 0	247	45	85	85	28	28	
TOTALS	RPI 1-25	RPI 26-50	W-L RECORDS	RPI 51-100	RPI 101-150	RPI 150+				
14- 6	0- 1	0- 1	OVERALL	1- 0	0- 0	13- 4				
7- 0	0- 0	0- 0	HOME	0- 0	0- 0	7- 0				
7- 6	0- 0	0- 1	AWAY	1- 0	0- 0	6- 0				
0- 0	0- 0	0- 0	NEUTRAL	0- 0	0- 0	0- 0				
6- 3	0- 1	0- 1	NON-CONFERENCE	1- 0	0- 0	5- 1				
2- 0	0- 0	0- 0	HOME	0- 0	0- 0	2- 0				
4- 3	0- 1	0- 1	AWAY	1- 0	0- 0	3- 1				
0- 0	0- 0	0- 0	NEUTRAL	0- 0	0- 0	0- 0				
8- 3	0- 0	0- 0	CONFERENCE	0- 0	0- 0	8- 3				
5- 0	0- 0	0- 0	HOME	0- 0	0- 0	5- 0				
3- 3	0- 0	0- 0	AWAY	0- 0	0- 0	3- 3				
0- 0	0- 0	0- 0	NEUTRAL	0- 0	0- 0	0- 0				

RPI 1-25				RPI 26-50				RPI 51-100				RPI 101+ Team's RPI: 139			
RPI	S	Opponent	Score	RPI	S	Opponent	Score	RPI	S	Opponent	Score	RPI	S	Opponent	Score
18	A	Kentucky	36 59	45	A	Virginia Tech	52 71	60	A	Wake Forest	68 60	157	A	George Mason	56 70
												186	A	Appalachian St.	57 54
												221	A	Campbell	61 42
												223	A	Presbyterian	54 58
												243	A	Liberty	48 49
												243	H	Liberty	76 68
												244	A	UNC Asheville	64 62
												253	A	Charleston So.	45 57
												256	A	UNCG	70 54
												278	H	Tennessee Tech	79 46
												279	A	Davidson	44 40
												286	H	Western Caro.	67 39
												288	H	High Point	59 56
												292	H	Gardner-Webb	67 57
												326	A	Winthrop	60 50
												326	H	Winthrop	74 49
												336	H	Longwood	73 55
LAST 12 Division I GAMES:															
243	A	Liberty	48 49	288	H	High Point	59 56								
326	H	Winthrop	74 49	336	H	Longwood	73 55								
223	A	Presbyterian	54 58	221	A	Campbell	61 42								
244	A	UNC Asheville	64 62	326	A	Winthrop	60 50								
243	H	Liberty	76 68	292	H	Gardner-Webb	67 57								
253	A	Charleston So.	45 57	45	A	Virginia Tech	52 71								

Non-Div I Games: Concord 78 51 Davis & Elkins 67 57

Radford

Loss, Non-Conf, S Site, H Home A Away N Neutral

Rhode Island

Through Games Of Feb. 7, 2017

Average RPI Win:	244	WON-LOST	WINNING	LAST 10	STRENGTH OF	OPP. STRENGTH	TEAM	ADJ.	CONF.	ADJ CONF.
Average RPI Loss:	156	RECORD	PCT. RANK	GAMES	SCHEDULE	OF SCHEDULE	RPI	RPI	RPI	RPI
DIV. I ONLY	4- 19	321	0- 10	166	209	299	299	12	12	
DIV. I NON-CONF.	4- 8	230	0- 1	210	212	245	245	12	12	
TOTALS	RPI 1-25	RPI 26-50	W-L RECORDS	RPI 51-100	RPI 101-150	RPI 150+				
4- 19	0- 0	0- 2	OVERALL	0- 2	0- 5	4- 10				
2- 8	0- 0	0- 1	HOME	0- 0	0- 4	2- 3				
2- 10	0- 0	0- 1	AWAY	0- 2	0- 1	2- 6				
0- 1	0- 0	0- 0	NEUTRAL	0- 0	0- 0	0- 1				
4- 8	0- 0	0- 2	NON-CONFERENCE	0- 1	0- 1	4- 4				
2- 3	0- 0	0- 1	HOME	0- 0	0- 1	2- 1				
2- 4	0- 0	0- 1	AWAY	0- 1	0- 0	2- 2				
0- 1	0- 0	0- 0	NEUTRAL	0- 0	0- 0	0- 1				
0- 11	0- 0	0- 0	CONFERENCE	0- 1	0- 4	0- 6				
0- 5	0- 0	0- 0	HOME	0- 0	0- 3	0- 2				
0- 6	0- 0	0- 0	AWAY	0- 1	0- 1	0- 4				
0- 0	0- 0	0- 0	NEUTRAL	0- 0	0- 0	0- 0				

RPI	S	Opponent	Score	RPI	S	Opponent	Score	RPI	S	Opponent	Score	RPI	S	Opponent	Score	Team's RPI: 299
34	A	Syracuse	49 95	61	A	Dayton	51 81	111	H	Saint Joseph's	49 75	115	H	Fordham	69 74	
46	H	Michigan St.	48 85	87	A	Toledo	50 65	118	H	Penn	43 75	121	H	Saint Louis	50 68	
								123	A	VCU	57 68	154	A	Kansas	36 72	
								156	A	Brown	65 76	161	A	La Salle	51 70	
								161	H	La Salle	49 58	180	A	Fairfield	72 65	
								214	H	Dartmouth	52 62	224	A	St. Bonaventure	69 78	
								226	H	Samford	78 63	232	H	Marist	82 61	
								239	A	Richmond	51 67	239	H	Richmond	53 58	
								298	A	Massachusetts	67 68	300	N	Bryant	56 62	
								339	A	UMass Lowell	64 57					
LAST 12 Division I GAMES:																
239	A	Richmond	51 67	239	H	Richmond	53 58									
161	H	La Salle	49 58	161	A	La Salle	51 70									
61	A	Dayton	51 81	298	A	Massachusetts	67 68									
111	H	Saint Joseph's	49 75	115	H	Fordham	69 74									
121	H	Saint Louis	50 68	224	A	St. Bonaventure	69 78									
123	A	VCU	57 68	214	H	Dartmouth	52 62									

Non-Div I Games:

Rhode Island

■ Loss,
 ■ Non-Conf,
 ■ S Site,
 ■ H Home
 ■ A Away
 N Neutral

[illegible]R
i
c
e

Rice

Page 236

Average RPI Win: 265	WON-LOST	WINNING	LAST 10	STRENGTH OF	OPP. STRENGTH	TEAM	ADJ.	CONF.	ADJ CONF.
Average RPI Loss: 133	RECORD	PCT. RANK	GAMES	SCHEDULE	OF SCHEDULE	RPI	RPI	RPI	RPI
DIV. I ONLY	11- 13	199	4- 6	279	183	239	239	12	12
DIV. I NON-CONF.	6- 7	182	1- 0	263	301	242	242	12	12
TOTALS	RPI 1-25	RPI 26-50	W-L RECORDS	RPI 51-100	RPI 101-150	RPI 150+			
11- 13	0- 0	0- 0	OVERALL	0- 1	1- 8	10- 4			
5- 7	0- 0	0- 0	HOME	0- 1	1- 4	4- 2			
4- 5	0- 0	0- 0	AWAY	0- 0	0- 4	4- 1			
2- 1	0- 0	0- 0	NEUTRAL	0- 0	0- 0	2- 1			
6- 7	0- 0	0- 0	NON-CONFERENCE	0- 1	0- 4	6- 2			
2- 4	0- 0	0- 0	HOME	0- 1	0- 3	2- 0			
2- 2	0- 0	0- 0	AWAY	0- 0	0- 1	2- 1			
2- 1	0- 0	0- 0	NEUTRAL	0- 0	0- 0	2- 1			
5- 6	0- 0	0- 0	CONFERENCE	0- 0	1- 4	4- 2			
3- 3	0- 0	0- 0	HOME	0- 0	1- 1	2- 2			
2- 3	0- 0	0- 0	AWAY	0- 0	0- 3	2- 0			
0- 0	0- 0	0- 0	NEUTRAL	0- 0	0- 0	0- 0			

RPI 1-25				RPI 26-50				RPI 51-100				RPI 101+				Team's RPI: 239		
RPI	S	Opponent	Score	RPI	S	Opponent	Score	RPI	S	Opponent	Score	RPI	S	Opponent	Score			
								68	H	Virginia	56	63	107	A	Duquesne	61	73	
														111	H	Saint Joseph's	70	52
														115	A	Fordham	41	67
														118	H	Penn	44	47
														123	A	VCU	55	62
														123	H	VCU	55	57
														131	A	William & Mary	39	67
														134	H	East Carolina	60	71
														142	H	Columbia	58	65
														155	A	Hampton	45	72
														157	H	George Mason	50	54
														161	H	La Salle	58	63
														186	H	Appalachian St.	55	46
														194	N	Cleveland St.	65	69
														224	H	St. Bonaventure	61	54
														243	N	Liberty	63	54
														257	A	Furman	54	48
														279	A	Davidson	61	52
														299	A	Rhode Island	58	53
														299	H	Rhode Island	67	51
														330	A	Fla. Atlantic	77	67
														341	N	Florida A&M	64	51
														347	H	Morgan St.	54	37
LAST 12 Division I GAMES:																		
299	H	Rhode Island	67	51	299	A	Rhode Island	58	53									
123	H	VCU	55	57	115	A	Fordham	41	67									
279	A	Davidson	61	52	224	H	St. Bonaventure	61	54									
107	A	Duquesne	61	73	123	A	VCU	55	62									
157	H	George Mason	50	54	111	H	Saint Joseph's	70	52									
161	H	La Salle	58	63	347	H	Morgan St.	54	37									

Non-Div I Games:

Richmond

■ Loss,
 ■ Non-Conf,
 S Site,
 ■ Home
 ■ Away
 N Neutral

Average RPI Win: 240	WON-LOST	WINNING	LAST 10	STRENGTH OF	OPP. STRENGTH	TEAM	ADJ.	CONF.	ADJ CONF.
Average RPI Loss: 137	RECORD	PCT. RANK	GAMES	SCHEDULE	OF SCHEDULE	RPI	RPI	RPI	RPI
DIV. I ONLY	17- 6	44	8- 2	301	193	127	127	17	17
DIV. I NON-CONF.	6- 3	97	0- 0	314	245	157	157	17	17
TOTALS	RPI 1-25	RPI 26-50	W-L RECORDS	RPI 51-100	RPI 101-150	RPI 150+			
17- 6	0- 0	0- 2	OVERALL	0- 0	1- 1	16- 3			
7- 2	0- 0	0- 1	HOME	0- 0	1- 0	6- 1			
10- 3	0- 0	0- 1	AWAY	0- 0	0- 1	10- 1			
0- 1	0- 0	0- 0	NEUTRAL	0- 0	0- 0	0- 1			
6- 3	0- 0	0- 0	NON-CONFERENCE	0- 0	0- 1	6- 2			
3- 0	0- 0	0- 0	HOME	0- 0	0- 0	3- 0			
3- 2	0- 0	0- 0	AWAY	0- 0	0- 1	3- 1			
0- 1	0- 0	0- 0	NEUTRAL	0- 0	0- 0	0- 1			
11- 3	0- 0	0- 2	CONFERENCE	0- 0	1- 0	10- 1			
4- 2	0- 0	0- 1	HOME	0- 0	1- 0	3- 1			
7- 1	0- 0	0- 1	AWAY	0- 0	0- 0	7- 0			
0- 0	0- 0	0- 0	NEUTRAL	0- 0	0- 0	0- 0			

RPI S	Opponent	Score	RPI S	Opponent	Score	RPI S	Opponent	Score	RPI S	Opponent	Score
49	A Quinnipiac	53 79	49	H Quinnipiac	79 91				137	A UCF	30 49
									148	H Iona	85 65
									161	H La Salle	74 61
									166	A Towson	79 75
									174	A Princeton	70 62
									180	H Fairfield	67 68
									181	A Seton Hall	81 89
									198	A Siena	62 61
									198	H Siena	72 70
									219	A Niagara	78 58
									224	N St. Bonaventure	47 60
									225	A Monmouth	71 69
									232	A Marist	69 56
									245	A Canisius	71 70
									267	A Manhattan	53 36
									267	H Manhattan	73 64
									311	A Saint Peter's	56 43
									311	H Saint Peter's	47 46
									312	A Lehigh	75 68
									321	H St. Francis Brooklyn	77 60
									322	H Lafayette	76 58
LAST 12 Division I GAMES:											
198	H Siena	72 70	180	H Fairfield	67 68						
225	A Monmouth	71 69	232	A Marist	69 56						
311	H Saint Peter's	47 46	198	A Siena	62 61						
267	H Manhattan	73 64	267	A Manhattan	53 36						
49	A Quinnipiac	53 79	148	H Iona	85 65						
311	A Saint Peter's	56 43	49	H Quinnipiac	79 91						

Non-Div I Games:

Rider

■ Loss,
 ■ Non-Conf,
 S Site,
 ■ Home
 ■ Away
 N Neutral

Average RPI Win:	295	WON-LOST	WINNING	LAST 10	STRENGTH OF	OPP. STRENGTH	TEAM	ADJ.	CONF.	ADJ CONF.
Average RPI Loss:	182	RECORD	PCT. RANK	GAMES	SCHEDULE	OF SCHEDULE	RPI	RPI	RPI	RPI
DIV. I ONLY	13- 9	125	8- 2	338	315	216	216	31	31	
DIV. I NON-CONF.	4- 6	209	0- 0	304	192	228	228	32	32	
TOTALS	RPI 1-25	RPI 26-50	W-L RECORDS	RPI 51-100	RPI 101-150	RPI 150+				
13- 9	0- 0	0- 1	OVERALL	0- 0	1- 3	12- 5				
4- 3	0- 0	0- 0	HOME	0- 0	0- 0	4- 3				
9- 5	0- 0	0- 1	AWAY	0- 0	1- 2	8- 2				
0- 1	0- 0	0- 0	NEUTRAL	0- 0	0- 1	0- 0				
4- 6	0- 0	0- 1	NON-CONFERENCE	0- 0	1- 3	3- 2				
1- 1	0- 0	0- 0	HOME	0- 0	0- 0	1- 1				
3- 4	0- 0	0- 1	AWAY	0- 0	1- 2	2- 1				
0- 1	0- 0	0- 0	NEUTRAL	0- 0	0- 1	0- 0				
9- 3	0- 0	0- 0	CONFERENCE	0- 0	0- 0	9- 3				
3- 2	0- 0	0- 0	HOME	0- 0	0- 0	3- 2				
6- 1	0- 0	0- 0	AWAY	0- 0	0- 0	6- 1				
0- 0	0- 0	0- 0	NEUTRAL	0- 0	0- 0	0- 0				

RPI	S	Opponent	Score	RPI	S	Opponent	Score	RPI	S	Opponent	Score	RPI	S	Opponent	Score	Team's RPI: 216
50	A	Iowa	60	81								106	A	Kent St.	68	65
												109	A	Vanderbilt	59	75
												114	A	Delaware	65	67
												132	N	Stetson	60	68
												206	A	Sacred Heart	59	69
												213	A	Saint Francis (PA)	70	68
												213	H	Saint Francis (PA)	55	70
												225	H	Monmouth	56	69
												255	H	Howard	59	42
												271	A	FIU	57	59
												300	H	Bryant	62	46
												305	H	Central Conn. St.	55	46
												318	A	Mt. St. Mary's	50	44
												321	A	St. Francis Brooklyn	61	54
												321	H	St. Francis Brooklyn	49	56
												322	A	Lafayette	62	51
												333	A	LIU Brooklyn	64	54
												333	H	LIU Brooklyn	83	42
												342	A	Wagner	82	63
												346	A	Fairleigh Dickinson	66	64
												347	A	Morgan St.	58	44
LAST 12 Division I GAMES:																
333	A	LIU Brooklyn	64	54	213	H	Saint Francis (PA)	55	70							
321	A	St. Francis Brooklyn	61	54	342	A	Wagner	82	63							
213	A	Saint Francis (PA)	70	68	333	H	LIU Brooklyn	83	42							
318	A	Mt. St. Mary's	50	44	321	H	St. Francis Brooklyn	49	56							
305	H	Central Conn. St.	55	46	346	A	Fairleigh Dickinson	66	64							
300	H	Bryant	62	46	206	A	Sacred Heart	59	69							

Non-Div I Games: Point Park 69 52

Robert Morris

■ Loss,
 ■ Non-Conf,
 ■ S Site,
 ■ Home
 ■ A Away
 N Neutral

Average RPI Win:	146	WON-LOST	WINNING	LAST 10	STRENGTH OF	OPP. STRENGTH	TEAM	ADJ.	CONF.	ADJ CONF.
Average RPI Loss:	76	RECORD	PCT. RANK	GAMES	SCHEDULE	OF SCHEDULE	RPI	RPI	RPI	RPI
DIV. I ONLY	6- 17	295	3- 7	36	51	189	189	6	6	
DIV. I NON-CONF.	3- 10	280	1- 1	18	49	190	190	6	6	
TOTALS	RPI 1-25	RPI 26-50	W-L RECORDS	RPI 51-100	RPI 101-150	RPI 150+				
6- 17	0- 3	1- 5	OVERALL	2- 5	0- 0	3- 4				
6- 6	0- 2	1- 2	HOME	2- 2	0- 0	3- 0				
0- 11	0- 1	0- 3	AWAY	0- 3	0- 0	0- 4				
0- 0	0- 0	0- 0	NEUTRAL	0- 0	0- 0	0- 0				
3- 10	0- 2	0- 2	NON-CONFERENCE	1- 4	0- 0	2- 2				
3- 4	0- 2	0- 1	HOME	1- 1	0- 0	2- 0				
0- 6	0- 0	0- 1	AWAY	0- 3	0- 0	0- 2				
0- 0	0- 0	0- 0	NEUTRAL	0- 0	0- 0	0- 0				
3- 7	0- 1	1- 3	CONFERENCE	1- 1	0- 0	1- 2				
3- 2	0- 0	1- 1	HOME	1- 1	0- 0	1- 0				
0- 5	0- 1	0- 2	AWAY	0- 0	0- 0	0- 2				
0- 0	0- 0	0- 0	NEUTRAL	0- 0	0- 0	0- 0				

RPI 1-25				RPI 26-50				RPI 51-100				RPI 101+ Team's RPI: 189			
RPI	S	Opponent	Score	RPI	S	Opponent	Score	RPI	S	Opponent	Score	RPI	S	Opponent	Score
10	H	Duke	32 68	27	A	Elon	54 66	51	H	Northwestern	37 55	164	A	Houston	51 53
17	A	Maryland	71 80	28	A	Michigan	50 63	58	H	Bucknell	57 53	174	A	Princeton	34 64
23	H	Temple	37 48	41	H	James Madison	76 82	60	A	Wake Forest	43 55	179	A	Nebraska	58 62
				46	H	Michigan St.	62 58	66	A	St. John's (NY)	39 65	181	H	Seton Hall	53 45
				50	A	Iowa	57 71	68	A	Virginia	54 62	192	A	Illinois	41 78
				50	H	Iowa	59 71	84	H	Penn St.	61 45	204	H	Wisconsin	68 52
								95	H	Chattanooga	53 66	300	H	Bryant	50 42
LAST 12 Division I GAMES:															
				50	A	Iowa	57 71	192	A	Illinois	41 78				
				51	H	Northwestern	37 55	204	H	Wisconsin	68 52				
				17	A	Maryland	71 80	84	H	Penn St.	61 45				
				50	H	Iowa	59 71	28	A	Michigan	50 63				
				46	H	Michigan St.	62 58	23	H	Temple	37 48				
				179	A	Nebraska	58 62	181	H	Seton Hall	53 45				

Non-Div I Games:

Rutgers

■ Loss,
■ Non-Conf,
■ S Site,
■ H Home
■ A Away
N Neutral

Average RPI Win:	251	WON-LOST	WINNING	LAST 10	STRENGTH OF	OPP. STRENGTH	TEAM	ADJ.	CONF.	ADJ CONF.
Average RPI Loss:	123	RECORD	PCT. RANK	GAMES	SCHEDULE	OF SCHEDULE	RPI	RPI	RPI	RPI
DIV. I ONLY	14- 4	26	8- 2	304	250	110	110	27	27	
DIV. I NON-CONF.	6- 2	63	1- 0	189	116	59	59	27	27	
TOTALS	RPI 1-25	RPI 26-50	W-L RECORDS	RPI 51-100	RPI 101-150	RPI 150+				
14- 4	0- 1	0- 0	OVERALL	1- 1	1- 1	12- 1				
6- 1	0- 0	0- 0	HOME	0- 0	0- 1	6- 0				
8- 3	0- 1	0- 0	AWAY	1- 1	1- 0	6- 1				
0- 0	0- 0	0- 0	NEUTRAL	0- 0	0- 0	0- 0				
6- 2	0- 1	0- 0	NON-CONFERENCE	1- 1	0- 0	5- 0				
2- 0	0- 0	0- 0	HOME	0- 0	0- 0	2- 0				
4- 2	0- 1	0- 0	AWAY	1- 1	0- 0	3- 0				
0- 0	0- 0	0- 0	NEUTRAL	0- 0	0- 0	0- 0				
8- 2	0- 0	0- 0	CONFERENCE	0- 0	1- 1	7- 1				
4- 1	0- 0	0- 0	HOME	0- 0	0- 1	4- 0				
4- 1	0- 0	0- 0	AWAY	0- 0	1- 0	3- 1				
0- 0	0- 0	0- 0	NEUTRAL	0- 0	0- 0	0- 0				

RPI 1-25				RPI 26-50				RPI 51-100				RPI 101+ Team's RPI: 110			
RPI	S	Opponent	Score	RPI	S	Opponent	Score	RPI	S	Opponent	Score	RPI	S	Opponent	Score
20	A	Texas A&M	48 63					59	A	South Dakota	74 80	113	H	Central Ark.	63 67
								73	A	UT Arlington	65 60	135	A	Abilene Christian	70 61
												157	A	George Mason	77 76
												159	A	Louisiana Tech	60 58
												195	H	New Orleans	88 61
												265	A	McNeese	96 65
												284	H	Prairie View	88 64
												293	A	Coppin St.	72 57
												301	A	Northwestern St.	72 76
												303	H	A&M-Corpus Christi	64 56
												307	H	Nicholls St.	80 55
												328	H	Montana	54 46
												335	A	Incarinate Word	94 75
												337	H	Houston Baptist	86 49
												343	A	Sam Houston St.	83 65
LAST 12 Division I GAMES:															
301	A	Northwestern St.	72 76	135	A	Abilene Christian	70 61								
343	A	Sam Houston St.	83 65	303	H	A&M-Corpus Christi	64 56								
195	H	New Orleans	88 61	265	A	McNeese	96 65								
113	H	Central Ark.	63 67	337	H	Houston Baptist	86 49								
335	A	Incarinate Word	94 75	284	H	Prairie View	88 64								
307	H	Nicholls St.	80 55	328	H	Montana	54 46								

Non-Div I Games: Okla. Panhandle 77 43 Tex. Permian Basin 89 70 LSU-Shreveport 93 56

SFA

Loss, Non-Conf, S Site, H Home A Away N Neutral

SMU				STRENGTH OF SCHEDULE	OPP. STRENGTH OF SCHEDULE	TEAM RPI	ADJ. RPI	CONF. RPI	ADJ CONF. RPI
Average RPI Win:	176	WON-LOST RECORD	WINNING PCT. RANK						
Average RPI Loss:	85		LAST 10 GAMES						
DIV. I ONLY	13- 10	135	4- 6	74	68	102	102	5	5
DIV. I NON-CONF.	9- 4	85	2- 0	130	84	75	75	5	5

TOTALS	RPI 1-25	RPI 26-50	W-L RECORDS	RPI 51-100	RPI 101-150	RPI 150+			
13- 10	1- 2	0- 2	OVERALL	0- 1	1- 4	11- 1			
9- 3	1- 1	0- 2	HOME	0- 0	1- 0	7- 0			
2- 6	0- 0	0- 0	AWAY	0- 1	0- 4	2- 1			
2- 1	0- 1	0- 0	NEUTRAL	0- 0	0- 0	2- 0			
9- 4	1- 1	0- 0	NON-CONFERENCE	0- 1	0- 2	8- 0			
6- 0	1- 0	0- 0	HOME	0- 0	0- 0	5- 0			
1- 3	0- 0	0- 0	AWAY	0- 1	0- 2	1- 0			
2- 1	0- 1	0- 0	NEUTRAL	0- 0	0- 0	2- 0			
4- 6	0- 1	0- 2	CONFERENCE	0- 0	1- 2	3- 1			
3- 3	0- 1	0- 2	HOME	0- 0	1- 0	2- 0			
1- 3	0- 0	0- 0	AWAY	0- 0	0- 2	1- 1			
0- 0	0- 0	0- 0	NEUTRAL	0- 0	0- 0	0- 0			

RPI 1-25				RPI 26-50				RPI 51-100				RPI 101+ Team's RPI: 102			
RPI	S	Opponent	Score	RPI	S	Opponent	Score	RPI	S	Opponent	Score	RPI	S	Opponent	Score
1	H	UConn	48 88	29	H	South Fla.	51 52	89	A	Colorado	50 67	124	A	TCU	67 76
4	N	Mississippi St.	42 91	39	H	Tulane	59 71					129	A	Tulsa	59 66
20	H	Texas A&M	54 53									134	A	East Carolina	57 58
												137	H	UCF	63 58
												145	A	New Mexico	49 64
												153	A	Cincinnati	65 67
												153	H	Cincinnati	64 47
												154	A	Kansas	75 63
												164	A	Houston	66 45
												169	H	Memphis	53 44
												177	N	Boston College	72 64
												184	H	Texas St.	64 56
												199	H	North Texas	65 51
												203	H	Texas Southern	61 36
												215	H	Seattle U	77 43
												230	N	Grambling	56 36
												284	H	Prairie View	61 54
LAST 12 Division I GAMES:															
137	H	UCF	63 58	1	H	UConn	48 88								
169	H	Memphis	53 44	39	H	Tulane	59 71								
129	A	Tulsa	59 66	134	A	East Carolina	57 58								
29	H	South Fla.	51 52	153	H	Cincinnati	64 47								
164	A	Houston	66 45	215	H	Seattle U	77 43								
153	A	Cincinnati	65 67	203	H	Texas Southern	61 36								

Non-Div I Games:

SMU

■ Loss,
 ■ Non-Conf,
 ■ S Site,
 ■ H Home
 ■ A Away
 N Neutral

Average RPI Win:	276	WON-LOST	WINNING	LAST 10	STRENGTH OF	OPP. STRENGTH	TEAM	ADJ.	CONF.	ADJ CONF.
Average RPI Loss:	155	RECORD	PCT. RANK	GAMES	SCHEDULE	OF SCHEDULE	RPI	RPI	RPI	RPI
DIV. I ONLY	7- 13	252	4- 6	241	247	276	276	19	19	
DIV. I NON-CONF.	3- 7	250	1- 1	246	258	299	299	19	19	
TOTALS	RPI 1-25	RPI 26-50	W-L RECORDS	RPI 51-100	RPI 101-150	RPI 150+				
7- 13	0- 0	0- 1	OVERALL	0- 3	0- 5	7- 4				
4- 6	0- 0	0- 0	HOME	0- 2	0- 2	4- 2				
3- 5	0- 0	0- 1	AWAY	0- 1	0- 3	3- 0				
0- 2	0- 0	0- 0	NEUTRAL	0- 0	0- 0	0- 2				
3- 7	0- 0	0- 1	NON-CONFERENCE	0- 2	0- 1	3- 3				
2- 3	0- 0	0- 0	HOME	0- 2	0- 0	2- 1				
1- 2	0- 0	0- 1	AWAY	0- 0	0- 1	1- 0				
0- 2	0- 0	0- 0	NEUTRAL	0- 0	0- 0	0- 2				
4- 6	0- 0	0- 0	CONFERENCE	0- 1	0- 4	4- 1				
2- 3	0- 0	0- 0	HOME	0- 0	0- 2	2- 1				
2- 3	0- 0	0- 0	AWAY	0- 1	0- 2	2- 0				
0- 0	0- 0	0- 0	NEUTRAL	0- 0	0- 0	0- 0				

RPI 1-25				RPI 26-50				RPI 51-100				RPI 101+				Team's RPI: 276
RPI	S	Opponent	Score	RPI	S	Opponent	Score	RPI	S	Opponent	Score	RPI	S	Opponent	Score	
				40	A	California	73 97	63	A	Montana St.	80 84	108	A	Northern Colo.	88 95	
								75	H	Southern California	95 111	138	A	North Dakota	71 94	
								98	H	UC Davis	78 110	140	H	Idaho	58 72	
												144	H	Eastern Wash.	65 72	
												149	A	San Francisco	80 91	
												182	H	Hofstra	97 85	
												196	N	New Mexico St.	73 99	
												258	A	Portland St.	77 68	
												258	H	Portland St.	86 88	
												269	H	Cal Poly	97 96	
												273	H	Southern Utah	81 69	
												290	H	Nevada	95 99	
												296	H	Northern Ariz.	82 76	
												314	N	Youngstown St.	94 102	
												327	A	UC Irvine	78 70	
												328	A	Montana	73 60	
LAST 12 Division I GAMES:																
				140	H	Idaho	58 72					273	H	Southern Utah	81 69	
				144	H	Eastern Wash.	65 72					258	H	Portland St.	86 88	
				258	A	Portland St.	77 68					138	A	North Dakota	71 94	
				328	A	Montana	73 60					108	A	Northern Colo.	88 95	
				63	A	Montana St.	80 84					98	H	UC Davis	78 110	
				296	H	Northern Ariz.	82 76					327	A	UC Irvine	78 70	

Non-Div I Games: Stanislaus St. 102 72

Sacramento St.

Sacred Heart

Through Games Of Feb. 7, 2017

Average RPI Win:	272	WON-LOST	WINNING	LAST 10	STRENGTH OF	OPP. STRENGTH	TEAM	ADJ.	CONF.	ADJ CONF.
Average RPI Loss:	191	RECORD	PCT. RANK	GAMES	SCHEDULE	OF SCHEDULE	RPI	RPI	RPI	RPI
DIV. I ONLY	12- 11	161	7- 3	250	330	206	206	31	31	
DIV. I NON-CONF.	3- 8	262	0- 0	64	235	189	189	32	32	
TOTALS	RPI 1-25	RPI 26-50	W-L RECORDS	RPI 51-100	RPI 101-150	RPI 150+				
12- 11	0- 0	0- 1	OVERALL	0- 3	0- 0	12- 7				
7- 3	0- 0	0- 1	HOME	0- 0	0- 0	7- 2				
5- 8	0- 0	0- 0	AWAY	0- 3	0- 0	5- 5				
0- 0	0- 0	0- 0	NEUTRAL	0- 0	0- 0	0- 0				
3- 8	0- 0	0- 1	NON-CONFERENCE	0- 3	0- 0	3- 4				
1- 3	0- 0	0- 1	HOME	0- 0	0- 0	1- 2				
2- 5	0- 0	0- 0	AWAY	0- 3	0- 0	2- 2				
0- 0	0- 0	0- 0	NEUTRAL	0- 0	0- 0	0- 0				
9- 3	0- 0	0- 0	CONFERENCE	0- 0	0- 0	9- 3				
6- 0	0- 0	0- 0	HOME	0- 0	0- 0	6- 0				
3- 3	0- 0	0- 0	AWAY	0- 0	0- 0	3- 3				
0- 0	0- 0	0- 0	NEUTRAL	0- 0	0- 0	0- 0				

RPI S	Opponent	Score	RPI S	Opponent	Score	RPI S	Opponent	Score	RPI S	Opponent	Score	Team's RPI: 206
35	H Harvard	60 68	69	A Buffalo	55 76	156	H Brown	66 80	168	A Hartford	64 81	
			71	A Iowa St.	56 76	180	A Fairfield	56 44	198	H Siena	62 58	
			100	A New Hampshire	43 71	205	A Binghamton	77 69	213	H Saint Francis (PA)	73 63	
						216	H Robert Morris	69 59	225	H Monmouth	54 65	
						300	A Bryant	65 53	300	H Bryant	66 59	
						305	A Central Conn. St.	50 67	312	A Lehigh	62 68	
						318	A Mt. St. Mary's	59 61	318	H Mt. St. Mary's	49 45	
						321	A St. Francis Brooklyn	81 74	333	H LIU Brooklyn	66 48	
						342	A Wagner	70 56	342	H Wagner	62 52	
						346	A Fairleigh Dickinson	56 58				
LAST 12 Division I GAMES:												
346	A Fairleigh Dickinson	56 58	321	A St. Francis Brooklyn	81 74							
300	H Bryant	66 59	300	A Bryant	65 53							
318	A Mt. St. Mary's	59 61	342	A Wagner	70 56							
333	H LIU Brooklyn	66 48	305	A Central Conn. St.	50 67							
318	H Mt. St. Mary's	49 45	213	H Saint Francis (PA)	73 63							
342	H Wagner	62 52	216	H Robert Morris	69 59							

Non-Div I Games:

Sacred Heart

■ Loss,
 ■ Non-Conf,
 ■ S Site,
 ■ H Home
 ■ A Away
 N Neutral

Average RPI Win:	294	WON-LOST	WINNING	LAST 10	STRENGTH OF	OPP. STRENGTH	TEAM	ADJ.	CONF.	ADJ CONF.
Average RPI Loss:	176	RECORD	PCT. RANK	GAMES	SCHEDULE	OF SCHEDULE	RPI	RPI	RPI	RPI
DIV. I ONLY	13- 10	135	9- 1	313	332	213	213	31	31	
DIV. I NON-CONF.	3- 8	262	0- 0	227	277	268	268	32	32	
TOTALS	RPI 1-25	RPI 26-50	W-L RECORDS	RPI 51-100	RPI 101-150	RPI 150+				
13- 10	0- 0	0- 2	OVERALL	0- 1	0- 2	13- 5				
5- 3	0- 0	0- 0	HOME	0- 1	0- 1	5- 1				
8- 5	0- 0	0- 2	AWAY	0- 0	0- 1	8- 2				
0- 2	0- 0	0- 0	NEUTRAL	0- 0	0- 0	0- 2				
3- 8	0- 0	0- 2	NON-CONFERENCE	0- 1	0- 2	3- 3				
1- 2	0- 0	0- 0	HOME	0- 1	0- 1	1- 0				
2- 4	0- 0	0- 2	AWAY	0- 0	0- 1	2- 1				
0- 2	0- 0	0- 0	NEUTRAL	0- 0	0- 0	0- 2				
10- 2	0- 0	0- 0	CONFERENCE	0- 0	0- 0	10- 2				
4- 1	0- 0	0- 0	HOME	0- 0	0- 0	4- 1				
6- 1	0- 0	0- 0	AWAY	0- 0	0- 0	6- 1				
0- 0	0- 0	0- 0	NEUTRAL	0- 0	0- 0	0- 0				

RPI S	Opponent	Score	RPI S	Opponent	Score	RPI S	Opponent	Score	RPI S	Opponent	Score	Team's RPI: 213
29	A South Fla.	80 129	43	A Marquette	91 104	92	H Cornell	72 78	131	A William & Mary	60 73	
									142	H Columbia	77 84	
									204	A Wisconsin	103 100	
									206	A Sacred Heart	63 73	
									216	A Robert Morris	70 55	
									216	H Robert Morris	68 70	
									240	A Coastal Caro.	70 59	
									241	N UMES	82 90	
									245	H Canisius	95 74	
									300	H Bryant	79 67	
									305	H Central Conn. St.	87 81	
									314	A Youngstown St.	68 69	
									318	A Mt. St. Mary's	97 88	
									321	A St. Francis Brooklyn	75 59	
									321	H St. Francis Brooklyn	79 62	
									333	A LIU Brooklyn	74 30	
									333	H LIU Brooklyn	66 52	
									342	A Wagner	67 46	
									346	A Fairleigh Dickinson	82 79	
									348	N Jackson St.	84 88	
LAST 12 Division I GAMES:												
321	A	St. Francis Brooklyn	75	59	216	A	Robert Morris	70	55			
333	A	LIU Brooklyn	74	30	318	A	Mt. St. Mary's	97	88			
216	H	Robert Morris	68	70	321	H	St. Francis Brooklyn	79	62			
342	A	Wagner	67	46	333	H	LIU Brooklyn	66	52			
300	H	Bryant	79	67	206	A	Sacred Heart	63	73			
305	H	Central Conn. St.	87	81	346	A	Fairleigh Dickinson	82	79			

Non-Div I Games:

Saint Francis (PA)

■ Loss,
 ■ Non-Conf,
 ■ S Site,
 ■ Home
 ■ A Away
 N Neutral

Saint Joseph's

Through Games Of Feb. 7, 2017

Average RPI Win:	183	WON-LOST	WINNING	LAST 10	STRENGTH OF	OPP. STRENGTH	TEAM	ADJ.	CONF.	ADJ CONF.
Average RPI Loss:	94	RECORD	PCT. RANK	GAMES	SCHEDULE	OF SCHEDULE	RPI	RPI	RPI	RPI
DIV. I ONLY	11- 12	185	8- 2	51	147	111	111	12	12	
DIV. I NON-CONF.	3- 9	275	0- 1	23	149	167	167	12	12	
TOTALS	RPI 1-25	RPI 26-50	W-L RECORDS	RPI 51-100	RPI 101-150	RPI 150+				
11- 12	0- 1	0- 1	OVERALL	0- 7	6- 1	5- 2				
6- 5	0- 1	0- 1	HOME	0- 2	3- 0	3- 1				
5- 6	0- 0	0- 0	AWAY	0- 1	3- 0	2- 0				
0- 1	0- 0	0- 0	NEUTRAL	0- 1	0- 0	0- 0				
3- 9	0- 1	0- 1	NON-CONFERENCE	0- 5	2- 1	1- 1				
1- 5	0- 1	0- 1	HOME	0- 2	0- 0	1- 1				
2- 3	0- 0	0- 0	AWAY	0- 2	2- 1	0- 0				
0- 1	0- 0	0- 0	NEUTRAL	0- 1	0- 0	0- 0				
8- 3	0- 0	0- 0	CONFERENCE	0- 2	4- 0	4- 1				
5- 0	0- 0	0- 0	HOME	0- 0	3- 0	2- 0				
3- 3	0- 0	0- 0	AWAY	0- 2	1- 0	2- 1				
0- 0	0- 0	0- 0	NEUTRAL	0- 0	0- 0	0- 0				

RPI 1-25				RPI 26-50				RPI 51-100				RPI 101+ Team's RPI: 111			
RPI	S	Opponent	Score	RPI	S	Opponent	Score	RPI	S	Opponent	Score	RPI	S	Opponent	Score
23	H	Temple	70 86	41	H	James Madison	72 85	54	A	George Washington	44 53	107	H	Duquesne	60 58
								58	H	Bucknell	61 64	115	H	Fordham	47 44
								61	A	Dayton	59 64	118	A	Penn	57 53
								67	H	Villanova	54 62	121	A	Saint Louis	66 63
								72	A	Drexel	49 60	123	H	VCU	64 58
								83	A	Central Mich.	71 73	145	A	New Mexico	79 67
								99	N	BYU	56 71	148	A	Iona	57 58
												161	A	La Salle	75 55
												182	H	Hofstra	64 75
												224	H	St. Bonaventure	70 53
												239	A	Richmond	52 70
												298	H	Massachusetts	81 50
												299	A	Rhode Island	75 49
												306	H	NJIT	75 36
LAST 12 Division I GAMES:															
121	A	Saint Louis	66 63	161	A	La Salle	75 55								
107	H	Duquesne	60 58	123	H	VCU	64 58								
224	H	St. Bonaventure	70 53	298	H	Massachusetts	81 50								
299	A	Rhode Island	75 49	54	A	George Washington	44 53								
61	A	Dayton	59 64	239	A	Richmond	52 70								
115	H	Fordham	47 44	41	H	James Madison	72 85								

Non-Div I Games:

Saint Joseph's

■ Loss,
 ■ Non-Conf,
 ■ S Site,
 ■ H Home
 ■ A Away
 N Neutral

Saint Louis

Through Games Of Feb. 7, 2017

Average RPI Win:	214	WON-LOST	WINNING	LAST 10	STRENGTH OF	OPP. STRENGTH	TEAM	ADJ.	CONF.	ADJ CONF.
Average RPI Loss:	109	RECORD	PCT. RANK	GAMES	SCHEDULE	OF SCHEDULE	RPI	RPI	RPI	RPI
DIV. I ONLY	18- 6	39	7- 3	297	112	121	121	12	12	
DIV. I NON-CONF.	10- 3	54	1- 0	324	163	138	138	12	12	
TOTALS	RPI 1-25	RPI 26-50	W-L RECORDS	RPI 51-100	RPI 101-150	RPI 150+				
18- 6	0- 0	1- 1	OVERALL	2- 1	2- 3	13- 1				
9- 3	0- 0	1- 0	HOME	2- 1	1- 1	5- 1				
9- 3	0- 0	0- 1	AWAY	0- 0	1- 2	8- 0				
0- 0	0- 0	0- 0	NEUTRAL	0- 0	0- 0	0- 0				
10- 3	0- 0	1- 1	NON-CONFERENCE	1- 0	0- 1	8- 1				
5- 1	0- 0	1- 0	HOME	1- 0	0- 0	3- 1				
5- 2	0- 0	0- 1	AWAY	0- 0	0- 1	5- 0				
0- 0	0- 0	0- 0	NEUTRAL	0- 0	0- 0	0- 0				
8- 3	0- 0	0- 0	CONFERENCE	1- 1	2- 2	5- 0				
4- 2	0- 0	0- 0	HOME	1- 1	1- 1	2- 0				
4- 1	0- 0	0- 0	AWAY	0- 0	1- 1	3- 0				
0- 0	0- 0	0- 0	NEUTRAL	0- 0	0- 0	0- 0				

RPI S	Opponent	Score	RPI S	Opponent	Score	RPI S	Opponent	Score	RPI S	Opponent	Score	Team's RPI: 121
30	H Missouri	72 61	54	H George Washington	67 59	107	A Duquesne	65 94	111	H Saint Joseph's	63 66	
48	A Little Rock	43 56	56	H Washington St.	73 70	115	H Fordham	82 58	123	A VCU	62 48	
			61	H Dayton	67 78	129	A Tulsa	64 70	157	H George Mason	89 50	
						200	H Indiana St.	67 70	208	H SIUE	90 49	
						210	A Loyola Marymount	90 76	224	H St. Bonaventure	64 49	
						227	A Bradley	68 58	279	A Davidson	106 69	
						285	A Southeast Mo. St.	89 50	294	A Lipscomb	83 38	
						298	A Massachusetts	81 60	299	A Rhode Island	68 50	
						315	H Eastern Ky.	78 51	327	A UC Irvine	79 69	
						347	H Morgan St.	71 43				
LAST 12 Division I GAMES:												
111	H Saint Joseph's	63 66	61	H Dayton	67 78							
298	A Massachusetts	81 60	224	H St. Bonaventure	64 49							
115	H Fordham	82 58	123	A VCU	62 48							
54	H George Washington	67 59	157	H George Mason	89 50							
299	A Rhode Island	68 50	279	A Davidson	106 69							
107	A Duquesne	65 94	294	A Lipscomb	83 38							

Non-Div I Games:

Saint Louis

■ Loss,
 ■ Non-Conf,
 ■ S Site,
 ■ H Home
 ■ A Away
 N Neutral

Saint Peter's

Through Games Of Feb. 7, 2017

Average RPI Win:	266	WON-LOST	WINNING	LAST 10	STRENGTH OF	OPP. STRENGTH	TEAM	ADJ.	CONF.	ADJ CONF.
Average RPI Loss:	162	RECORD	PCT. RANK	GAMES	SCHEDULE	OF SCHEDULE	RPI	RPI	RPI	RPI
DIV. I ONLY	3- 20	334	0- 10	147	242	311	311	17	17	
DIV. I NON-CONF.	1- 8	314	0- 0	104	242	298	298	17	17	
TOTALS	RPI 1-25	RPI 26-50	W-L RECORDS	RPI 51-100	RPI 101-150	RPI 150+				
3- 20	0- 2	0- 2	OVERALL	0- 1	0- 4	3- 11				
2- 6	0- 0	0- 1	HOME	0- 0	0- 2	2- 3				
1- 11	0- 0	0- 0	AWAY	0- 0	0- 0	1- 1				
0- 3	0- 0	0- 0	NEUTRAL	0- 0	0- 1	0- 2				
1- 8	0- 2	0- 0	NON-CONFERENCE	0- 1	0- 1	1- 4				
1- 0	0- 0	0- 0	HOME	0- 0	0- 0	1- 0				
0- 5	0- 2	0- 0	AWAY	0- 1	0- 0	0- 2				
0- 3	0- 0	0- 0	NEUTRAL	0- 0	0- 1	0- 2				
2- 12	0- 0	0- 2	CONFERENCE	0- 0	0- 3	2- 7				
1- 6	0- 0	0- 1	HOME	0- 0	0- 2	1- 3				
1- 6	0- 0	0- 1	AWAY	0- 0	0- 1	1- 4				
0- 0	0- 0	0- 0	NEUTRAL	0- 0	0- 0	0- 0				

RPI 1-25				RPI 26-50				RPI 51-100				RPI 101+ Team's RPI: 311			
RPI	S	Opponent	Score	RPI	S	Opponent	Score	RPI	S	Opponent	Score	RPI	S	Opponent	Score
3	A	South Carolina	38 93	49	A	Quinnipiac	47 82	84	A	Penn St.	50 106	119	N	Maine	43 59
17	A	Maryland	49 101	49	H	Quinnipiac	51 84					127	A	Rider	46 47
												127	H	Rider	43 56
												148	H	Iona	58 66
												155	N	Hampton	42 71
												156	A	Brown	71 80
												180	A	Fairfield	38 50
												198	A	Siena	55 80
												219	H	Niagara	78 66
												225	A	Monmouth	59 76
												232	A	Marist	73 69
												232	H	Marist	58 66
												245	H	Canisius	54 59
												261	N	Bowling Green	68 73
												267	A	Manhattan	44 57
												267	H	Manhattan	65 69
												321	A	St. Francis Brooklyn	52 58
												346	H	Fairleigh Dickinson	65 43
LAST 12 Division I GAMES:															
180	A	Fairfield	38 50	198	A	Siena	55 80								
232	H	Marist	58 66	245	H	Canisius	54 59								
267	A	Manhattan	44 57	225	A	Monmouth	59 76								
127	A	Rider	46 47	148	H	Iona	58 66								
267	H	Manhattan	65 69	49	A	Quinnipiac	47 82								
127	H	Rider	43 56	219	H	Niagara	78 66								

Non-Div I Games:

Saint Peter's

■ Loss,
 ■ Non-Conf,
 ■ S Site,
 ■ Home
 ■ A Away
 N Neutral

<div> <div>Average RPI Win: 334</div> <div>WON-LOST</div> <div>WINNING</div> <div>LAST 10</div> </div>				<div> <div>STRENGTH OF</div> <div>OPP. STRENGTH</div> </div>		<div> <div>TEAM</div> <div>ADJ.</div> </div>		<div> <div>CONF.</div> <div>ADJ CONF.</div> </div>	
<div> <div>Average RPI Loss: 209</div> <div>RECORD</div> <div>PCT. RANK</div> <div>GAMES</div> </div>				<div> <div>SCHEDULE</div> <div>OF SCHEDULE</div> </div>		<div> <div>RPI</div> <div>RPI</div> </div>		<div> <div>RPI</div> <div>RPI</div> </div>	
<div> <div>DIV. I ONLY</div> <div>1- 18</div> <div>344</div> <div>1- 9</div> </div>				<div> <div>253</div> <div>317</div> </div>		<div> <div>343</div> <div>343</div> </div>		<div> <div>27</div> <div>27</div> </div>	
<div> <div>DIV. I NON-CONF.</div> <div>0- 9</div> <div>335</div> <div>0- 2</div> </div>				<div> <div>154</div> <div>314</div> </div>		<div> <div>336</div> <div>336</div> </div>		<div> <div>27</div> <div>27</div> </div>	
TOTALS		RPI 1-25	RPI 26-50	W-L RECORDS	RPI 51-100	RPI 101-150	RPI 150+		
1- 18	0- 0		0- 1	OVERALL	0- 0	0- 5	1- 12		
1- 5	0- 0		0- 0	HOME	0- 0	0- 2	1- 3		
0- 12	0- 0		0- 1	AWAY	0- 0	0- 3	0- 7		
0- 1	0- 0		0- 0	NEUTRAL	0- 0	0- 0	0- 1		
0- 9	0- 0		0- 1	NON-CONFERENCE	0- 0	0- 2	0- 6		
0- 1	0- 0		0- 0	HOME	0- 0	0- 0	0- 1		
0- 7	0- 0		0- 1	AWAY	0- 0	0- 2	0- 4		
0- 1	0- 0		0- 0	NEUTRAL	0- 0	0- 0	0- 1		
1- 9	0- 0		0- 0	CONFERENCE	0- 0	0- 3	1- 6		
1- 4	0- 0		0- 0	HOME	0- 0	0- 2	1- 2		
0- 5	0- 0		0- 0	AWAY	0- 0	0- 1	0- 4		
0- 0	0- 0		0- 0	NEUTRAL	0- 0	0- 0	0- 0		

RPI 1-25				RPI 26-50				RPI 51-100				RPI 101+				Team's RPI: 343	
RPI	S	Opponent	Score	RPI	S	Opponent	Score	RPI	S	Opponent	Score	RPI	S	Opponent	Score		
				26	A	LSU	41 89					110	H	SFA	65 83		
												120	A	Arkansas	39 71		
												124	A	TCU	37 81		
												130	H	Lamar University	44 70		
												135	A	Abilene Christian	56 78		
												176	A	Rice	51 77		
												184	A	Texas St.	46 69		
												195	A	New Orleans	49 78		
												249	N	Marshall	50 73		
												254	A	UTRGV	50 78		
												254	H	UTRGV	45 69		
												265	A	McNeese	56 79		
												284	A	Prairie View	65 75		
												301	A	Northwestern St.	51 78		
												303	H	A&M-Corpus Christi	37 63		
												307	H	Nicholls St.	59 66		
												334	H	Southeastern La.	68 61		
												337	A	Houston Baptist	51 61		
LAST 12 Division I GAMES:																	
				135	A	Abilene Christian	56 78					195	A	New Orleans	49 78		
				110	H	SFA	65 83					307	H	Nicholls St.	59 66		
				334	H	Southeastern La.	68 61					265	A	McNeese	56 79		
				303	H	A&M-Corpus Christi	37 63					337	A	Houston Baptist	51 61		
				130	H	Lamar University	44 70					184	A	Texas St.	46 69		
				301	A	Northwestern St.	51 78					26	A	LSU	41 89		

Non-Div I Games: Wiley

51 57

Sam Houston St.

Loss, Non-Conf, S Site, H Home A Away N Neutral

Average RPI Win: 227	WON-LOST	WINNING	LAST 10	STRENGTH OF	OPP. STRENGTH	TEAM	ADJ.	CONF.	ADJ CONF.
Average RPI Loss: 136	RECORD	PCT. RANK	GAMES	SCHEDULE	OF SCHEDULE	RPI	RPI	RPI	RPI
DIV. I ONLY	8- 15	259	2- 7	163	165	226	226	18	18
DIV. I NON-CONF.	6- 8	203	0- 2	175	110	197	197	21	21
<hr/>									
TOTALS	RPI 1-25	RPI 26-50	W-L RECORDS	RPI 51-100	RPI 101-150	RPI 150+			
8- 15	0- 1	0- 2	OVERALL	1- 4	0- 1	7- 7			
6- 4	0- 0	0- 0	HOME	0- 2	0- 0	6- 2			
2- 9	0- 1	0- 2	AWAY	1- 2	0- 1	1- 3			
0- 2	0- 0	0- 0	NEUTRAL	0- 0	0- 0	0- 2			
6- 8	0- 1	0- 2	NON-CONFERENCE	1- 2	0- 0	5- 3			
5- 1	0- 0	0- 0	HOME	0- 1	0- 0	5- 0			
1- 5	0- 1	0- 2	AWAY	1- 1	0- 0	0- 1			
0- 2	0- 0	0- 0	NEUTRAL	0- 0	0- 0	0- 2			
2- 7	0- 0	0- 0	CONFERENCE	0- 2	0- 1	2- 4			
1- 3	0- 0	0- 0	HOME	0- 1	0- 0	1- 2			
1- 4	0- 0	0- 0	AWAY	0- 1	0- 1	1- 2			
0- 0	0- 0	0- 0	NEUTRAL	0- 0	0- 0	0- 0			

RPI 1-25				RPI 26-50				RPI 51-100				RPI 101+ Team's RPI: 226			
RPI	S	Opponent	Score	RPI	S	Opponent	Score	RPI	S	Opponent	Score	RPI	S	Opponent	Score
18	A	Kentucky	57 80	35	A	Harvard	52 57	60	A	Wake Forest	40 51	104	A	Mercer	49 59
				42	A	Georgia Tech	57 62	79	H	Belmont	54 73	155	N	Hampton	57 63
								95	A	Chattanooga	45 51	165	N	UC Riverside	48 51
								95	H	Chattanooga	61 77	169	H	Memphis	48 42
								97	A	Georgia	65 59	187	A	ETSU	56 61
												187	H	ETSU	57 69
												202	H	UAB	52 49
												212	H	Alabama St.	63 49
												235	H	Wofford	57 54
												256	A	UNCG	40 64
												257	H	Furman	50 54
												263	H	UT Martin	69 62
												286	A	Western Caro.	49 42
												299	A	Rhode Island	63 78
												349	H	Alabama A&M	61 37
<hr/>															
LAST 12 Division I GAMES:															
				95	A	Chattanooga	45 51	286	A	Western Caro.	49 42				
				187	A	ETSU	56 61	187	H	ETSU	57 69				
				104	A	Mercer	49 59	95	H	Chattanooga	61 77				
				257	H	Furman	50 54	155	N	Hampton	57 63				
				235	H	Wofford	57 54	165	N	UC Riverside	48 51				
				256	A	UNCG	40 64	97	A	Georgia	65 59				

Non-Div I Games: AUM 72 50

Samford

■ Loss,
 ■ Non-Conf,
 ■ S Site,
 ■ H Home
 ■ A Away
 N Neutral

Average RPI Win: 229	WON-LOST	WINNING	LAST 10	STRENGTH OF	OPP. STRENGTH	TEAM	ADJ.	CONF.	ADJ CONF.
Average RPI Loss: 146	RECORD	PCT. RANK	GAMES	SCHEDULE	OF SCHEDULE	RPI	RPI	RPI	RPI
DIV. I ONLY	10- 12	202	3- 7	219	190	217	217	15	15
DIV. I NON-CONF.	6- 4	126	0- 0	250	248	176	176	13	13
TOTALS	RPI 1-25	RPI 26-50	W-L RECORDS	RPI 51-100	RPI 101-150	RPI 150+			
10- 12	0- 0	0- 0	OVERALL	0- 3	1- 6	9- 3			
8- 4	0- 0	0- 0	HOME	0- 1	1- 2	7- 1			
2- 8	0- 0	0- 0	AWAY	0- 0	0- 0	2- 1			
0- 0	0- 0	0- 0	NEUTRAL	0- 0	0- 0	0- 0			
6- 4	0- 0	0- 0	NON-CONFERENCE	0- 1	0- 3	6- 0			
5- 1	0- 0	0- 0	HOME	0- 0	0- 1	5- 0			
1- 3	0- 0	0- 0	AWAY	0- 1	0- 2	1- 0			
0- 0	0- 0	0- 0	NEUTRAL	0- 0	0- 0	0- 0			
4- 8	0- 0	0- 0	CONFERENCE	0- 2	1- 3	3- 3			
3- 3	0- 0	0- 0	HOME	0- 1	1- 1	2- 1			
1- 5	0- 0	0- 0	AWAY	0- 1	0- 2	1- 2			
0- 0	0- 0	0- 0	NEUTRAL	0- 0	0- 0	0- 0			

RPI S	Opponent	Score	RPI S	Opponent	Score	RPI S	Opponent	Score	RPI S	Opponent	Score	Team's RPI: 217
						56	A Washington St.	73 83	108	A Northern Colo.	51 54	
						78	H Gonzaga	55 57	125	A Arizona	59 76	
						99	A BYU	63 81	126	A St. Mary's (CA)	65 77	
									126	H St. Mary's (CA)	73 71	
									138	H North Dakota	61 65	
									149	A San Francisco	72 81	
									149	H San Francisco	67 82	
									158	A Santa Clara	57 56	
									197	A CSUN	76 67	
									209	A Pacific	64 84	
									210	A Loyola Marymount	55 63	
									210	H Loyola Marymount	61 58	
									215	H Seattle U	67 44	
									234	H San Diego St.	91 53	
									246	H UC Santa Barbara	77 63	
									274	H Portland	57 40	
									290	H Nevada	70 54	
									308	H Pepperdine	42 55	
									338	H Cal St. Fullerton	103 50	
LAST 12 Division I GAMES:												
126	A	St. Mary's (CA)	65	77	99	A	BYU	63	81			
210	A	Loyola Marymount	55	63	158	A	Santa Clara	57	56			
274	H	Portland	57	40	308	H	Pepperdine	42	55			
78	H	Gonzaga	55	57	209	A	Pacific	64	84			
149	A	San Francisco	72	81	126	H	St. Mary's (CA)	73	71			
210	H	Loyola Marymount	61	58	149	H	San Francisco	67	82			

Non-Div I Games:

San Diego

Average RPI Win:	224	WON-LOST	WINNING	LAST 10	STRENGTH OF	OPP. STRENGTH	TEAM	ADJ.	CONF.	ADJ CONF.
Average RPI Loss:	153	RECORD	PCT. RANK	GAMES	SCHEDULE	OF SCHEDULE	RPI	RPI	RPI	RPI
DIV. I ONLY	6- 13	274	3- 7	135	232	234	234	13	13	
DIV. I NON-CONF.	3- 6	230	1- 0	147	318	221	221	15	15	
TOTALS	RPI 1-25	RPI 26-50	W-L RECORDS	RPI 51-100	RPI 101-150	RPI 150+				
6- 13	0- 0	0- 1	OVERALL	2- 3	0- 2	4- 7				
4- 4	0- 0	0- 1	HOME	2- 0	0- 0	2- 3				
1- 8	0- 0	0- 0	AWAY	0- 2	0- 2	1- 4				
1- 1	0- 0	0- 0	NEUTRAL	0- 1	0- 0	1- 0				
3- 6	0- 0	0- 1	NON-CONFERENCE	0- 2	0- 0	3- 3				
1- 2	0- 0	0- 1	HOME	0- 0	0- 0	1- 1				
1- 3	0- 0	0- 0	AWAY	0- 1	0- 0	1- 2				
1- 1	0- 0	0- 0	NEUTRAL	0- 1	0- 0	1- 0				
3- 7	0- 0	0- 0	CONFERENCE	2- 1	0- 2	1- 4				
3- 2	0- 0	0- 0	HOME	2- 0	0- 0	1- 2				
0- 5	0- 0	0- 0	AWAY	0- 1	0- 2	0- 2				
0- 0	0- 0	0- 0	NEUTRAL	0- 0	0- 0	0- 0				

RPI S	Opponent	Score	RPI S	Opponent	Score	RPI S	Opponent	Score	RPI S	Opponent	Score	Team's RPI: 234
28	H Michigan	57 92	65	A Colorado St.	43 60	103	A Wyoming	67 80				
			73	N UT Arlington	58 64	145	A New Mexico	42 85				
			80	H UNLV	87 68	165	A UC Riverside	44 72				
			86	H Boise St.	84 77	167	H Fresno St.	51 59				
			98	A UC Davis	55 75	201	A Utah St.	47 53				
						207	A San Jose St.	80 81				
						210	H Loyola Marymount	53 60				
						217	A San Diego	53 91				
						246	H UC Santa Barbara	84 70				
						290	H Nevada	83 78				
						305	N Central Conn. St.	80 62				
						313	H Air Force	59 62				
						338	A Cal St. Fullerton	71 61				
LAST 12 Division I GAMES:												
167	H Fresno St.	51 59	207	A San Jose St.	80 81							
103	A Wyoming	67 80	86	H Boise St.	84 77							
65	A Colorado St.	43 60	290	H Nevada	83 78							
313	H Air Force	59 62	145	A New Mexico	42 85							
80	H UNLV	87 68	338	A Cal St. Fullerton	71 61							
201	A Utah St.	47 53	246	H UC Santa Barbara	84 70							

Non-Div I Games: Biola 63 48 San Diego Christian80 70

San Diego St.

San Francisco

Through Games Of Feb. 7, 2017

Average RPI Win:	211	WON-LOST	WINNING	LAST 10	STRENGTH OF	OPP. STRENGTH	TEAM	ADJ.	CONF.	ADJ CONF.
Average RPI Loss:	135	RECORD	PCT. RANK	GAMES	SCHEDULE	OF SCHEDULE	RPI	RPI	RPI	RPI
DIV. I ONLY	13- 10	135	5- 5	215	132	149	149	15	15	
DIV. I NON-CONF.	6- 5	148	0- 0	188	142	156	156	13	13	
TOTALS	RPI 1-25	RPI 26-50	W-L RECORDS	RPI 51-100	RPI 101-150	RPI 150+				
13- 10	0- 0	0- 1	OVERALL	1- 3	1- 3	11- 3				
8- 2	0- 0	0- 0	HOME	1- 1	1- 1	6- 0				
4- 8	0- 0	0- 1	AWAY	0- 2	0- 2	4- 3				
1- 0	0- 0	0- 0	NEUTRAL	0- 0	0- 0	1- 0				
6- 5	0- 0	0- 1	NON-CONFERENCE	0- 2	1- 1	5- 1				
4- 1	0- 0	0- 0	HOME	0- 1	1- 0	3- 0				
1- 4	0- 0	0- 1	AWAY	0- 1	0- 1	1- 1				
1- 0	0- 0	0- 0	NEUTRAL	0- 0	0- 0	1- 0				
7- 5	0- 0	0- 0	CONFERENCE	1- 1	0- 2	6- 2				
4- 1	0- 0	0- 0	HOME	1- 0	0- 1	3- 0				
3- 4	0- 0	0- 0	AWAY	0- 1	0- 1	3- 2				
0- 0	0- 0	0- 0	NEUTRAL	0- 0	0- 0	0- 0				

RPI S	Opponent	Score	RPI S	Opponent	Score	RPI S	Opponent	Score	RPI S	Opponent	Score	Team's RPI: 149
40	A California	52 75	56	A Washington St.	35 73	101	H Long Beach St.	73 71	126	A St. Mary's (CA)	72 75	
			78	A Gonzaga	46 61	126	H St. Mary's (CA)	62 64	138	A North Dakota	63 71	
			98	H UC Davis	58 78	158	H Santa Clara	77 68	167	A Fresno St.	48 61	
			99	H BYU	70 63	207	H San Jose St.	79 71	209	A Pacific	60 63	
						209	H Pacific	67 64	210	A Loyola Marymount	79 72	
						215	H Seattle U	73 59	217	A San Diego	82 67	
						217	H San Diego	81 72	269	A Cal Poly	73 67	
						274	A Portland	75 56	276	H Sacramento St.	91 80	
						286	N Western Caro.	73 52	308	A Pepperdine	59 81	
LAST 12 Division I GAMES:												
210	A Loyola Marymount	79 72	209	A Pacific	60 63							
308	A Pepperdine	59 81	99	H BYU	70 63							
209	H Pacific	67 64	126	A St. Mary's (CA)	72 75							
126	H St. Mary's (CA)	62 64	78	A Gonzaga	46 61							
217	H San Diego	81 72	158	H Santa Clara	77 68							
274	A Portland	75 56	217	A San Diego	82 67							

Non-Div I Games:

San Francisco

■ Loss,
 ■ Non-Conf,
 ■ S Site,
 ■ Home
 ■ A Away
 N Neutral

Average RPI Win:	219	WON-LOST	WINNING	LAST 10	STRENGTH OF	OPP. STRENGTH	TEAM	ADJ.	CONF.	ADJ CONF.
Average RPI Loss:	108	RECORD	PCT. RANK	GAMES	SCHEDULE	OF SCHEDULE	RPI	RPI	RPI	RPI
DIV. I ONLY	6- 15	283	4- 6	82	103	207	207	13	13	
DIV. I NON-CONF.	2- 9	293	0- 1	97	38	222	222	15	15	
TOTALS	RPI 1-25	RPI 26-50	W-L RECORDS	RPI 51-100	RPI 101-150	RPI 150+				
6- 15	0- 2	0- 1	OVERALL	1- 4	0- 4	5- 4				
4- 4	0- 0	0- 0	HOME	0- 1	0- 2	4- 1				
2- 9	0- 1	0- 0	AWAY	1- 3	0- 1	1- 3				
0- 2	0- 1	0- 1	NEUTRAL	0- 0	0- 0	0- 0				
2- 9	0- 2	0- 1	NON-CONFERENCE	0- 1	0- 2	2- 3				
1- 2	0- 0	0- 0	HOME	0- 0	0- 1	1- 1				
1- 5	0- 1	0- 0	AWAY	0- 1	0- 1	1- 2				
0- 2	0- 1	0- 1	NEUTRAL	0- 0	0- 0	0- 0				
4- 6	0- 0	0- 0	CONFERENCE	1- 3	0- 2	3- 1				
3- 2	0- 0	0- 0	HOME	0- 1	0- 1	3- 0				
1- 4	0- 0	0- 0	AWAY	1- 2	0- 1	0- 1				
0- 0	0- 0	0- 0	NEUTRAL	0- 0	0- 0	0- 0				

RPI 1-25				RPI 26-50				RPI 51-100				RPI 101+ Team's RPI: 207			
RPI	S	Opponent	Score	RPI	S	Opponent	Score	RPI	S	Opponent	Score	RPI	S	Opponent	Score
4	N	Mississippi St.	51 88	37	N	Oregon	62 91	59	A	South Dakota	69 84	103	A	Wyoming	60 89
24	A	Arizona St.	37 82					65	A	Colorado St.	67 70	126	H	St. Mary's (CA)	64 85
								65	H	Colorado St.	56 68	145	H	New Mexico	72 82
								80	A	UNLV	76 65	149	A	San Francisco	71 79
								86	A	Boise St.	64 86	158	H	Santa Clara	75 64
												167	A	Fresno St.	74 88
												179	A	Nebraska	61 83
												196	A	New Mexico St.	55 66
												209	H	Pacific	96 99
												234	H	San Diego St.	81 80
												237	A	Hawaii	77 61
												290	H	Nevada	107 84
												313	H	Air Force	86 74
LAST 12 Division I GAMES:															
145	H	New Mexico	72 82	234	H	San Diego St.	81 80								
80	A	UNLV	76 65	167	A	Fresno St.	74 88								
65	H	Colorado St.	56 68	65	A	Colorado St.	67 70								
86	A	Boise St.	64 86	290	H	Nevada	107 84								
103	A	Wyoming	60 89	59	A	South Dakota	69 84								
313	H	Air Force	86 74	179	A	Nebraska	61 83								

Non-Div I Games: Stanislaus St. 90 85

San Jose St.

Santa Clara

Through Games Of Feb. 7, 2017

Average RPI Win:	204	WON-LOST	WINNING	LAST 10	STRENGTH OF	OPP. STRENGTH	TEAM	ADJ.	CONF.	ADJ CONF.
Average RPI Loss:	108	RECORD	PCT. RANK	GAMES	SCHEDULE	OF SCHEDULE	RPI	RPI	RPI	RPI
DIV. I ONLY	9- 13	221	1- 3	63	176	158	158	15	15	
DIV. I NON-CONF.	4- 6	209	0- 1	14	171	98	98	13	13	
TOTALS	RPI 1-25	RPI 26-50	W-L RECORDS	RPI 51-100	RPI 101-150	RPI 150+				
9- 13	0- 0	1- 2	OVERALL	1- 6	0- 2	7- 3				
5- 3	0- 0	0- 0	HOME	1- 2	0- 0	4- 1				
2- 7	0- 0	0- 0	AWAY	0- 0	0- 0	2- 0				
2- 3	0- 0	1- 1	NEUTRAL	0- 2	0- 0	1- 0				
4- 6	0- 0	1- 2	NON-CONFERENCE	0- 3	0- 0	3- 1				
1- 1	0- 0	0- 0	HOME	0- 1	0- 0	1- 0				
1- 2	0- 0	0- 1	AWAY	0- 0	0- 0	1- 1				
2- 3	0- 0	1- 1	NEUTRAL	0- 2	0- 0	1- 0				
5- 7	0- 0	0- 0	CONFERENCE	1- 3	0- 2	4- 2				
4- 2	0- 0	0- 0	HOME	1- 1	0- 0	3- 1				
1- 5	0- 0	0- 0	AWAY	0- 2	0- 2	1- 1				
0- 0	0- 0	0- 0	NEUTRAL	0- 0	0- 0	0- 0				

RPI 1-25				RPI 26-50				RPI 51-100				RPI 101+				Team's RPI: 158	
RPI	S	Opponent	Score	RPI	S	Opponent	Score	RPI	S	Opponent	Score	RPI	S	Opponent	Score		
				29	N	South Fla.	54 63	51	H	Northwestern	75 87	126	A	St. Mary's (CA)	53 55		
				40	A	California	58 73	55	N	Oklahoma St.	53 67	149	A	San Francisco	68 77		
				43	N	Marquette	65 62	63	N	Montana St.	50 77	190	H	Idaho St.	82 78		
								78	A	Gonzaga	39 51	196	N	New Mexico St.	60 46		
								78	H	Gonzaga	49 50	207	A	San Jose St.	64 75		
								99	A	BYU	66 72	210	A	Loyola Marymount	50 61		
								99	H	BYU	64 63	210	H	Loyola Marymount	71 64		
												217	H	San Diego	56 57		
												246	A	UC Santa Barbara	69 58		
												274	A	Portland	56 44		
												274	H	Portland	68 56		
												308	H	Pepperdine	61 40		
LAST 12 Division I GAMES:																	
				29	N	South Fla.	54 63	78	A	Gonzaga	39 51						
				78	H	Gonzaga	49 50	308	H	Pepperdine	61 40						
				274	H	Portland	68 56	217	H	San Diego	56 57						
				126	A	St. Mary's (CA)	53 55	210	H	Loyola Marymount	71 64						
				99	A	BYU	66 72	274	A	Portland	56 44						
				210	A	Loyola Marymount	50 61	149	A	San Francisco	68 77						

Non-Div I Games: UC Santa Cruz 85 39

Santa Clara

Loss, Non-Conf, S Site, H Home A Away N Neutral

Average RPI Win:	281	WON-LOST	WINNING	LAST 10	STRENGTH OF	OPP. STRENGTH	TEAM	ADJ.	CONF.	ADJ CONF.
Average RPI Loss:	157	RECORD	PCT. RANK	GAMES	SCHEDULE	OF SCHEDULE	RPI	RPI	RPI	RPI
DIV. I ONLY	8- 14	243	7- 3	206	294	260	260	32	32	
DIV. I NON-CONF.	1- 10	325	0- 1	73	47	278	278	31	31	
TOTALS	RPI 1-25	RPI 26-50	W-L RECORDS	RPI 51-100	RPI 101-150	RPI 150+				
8- 14	0- 3	0- 0	OVERALL	0- 3	0- 0	8- 8				
6- 5	0- 1	0- 0	HOME	0- 1	0- 0	6- 3				
2- 9	0- 2	0- 0	AWAY	0- 2	0- 0	2- 5				
0- 0	0- 0	0- 0	NEUTRAL	0- 0	0- 0	0- 0				
1- 10	0- 3	0- 0	NON-CONFERENCE	0- 3	0- 0	1- 4				
1- 4	0- 1	0- 0	HOME	0- 1	0- 0	1- 2				
0- 6	0- 2	0- 0	AWAY	0- 2	0- 0	0- 2				
0- 0	0- 0	0- 0	NEUTRAL	0- 0	0- 0	0- 0				
7- 4	0- 0	0- 0	CONFERENCE	0- 0	0- 0	7- 4				
5- 1	0- 0	0- 0	HOME	0- 0	0- 0	5- 1				
2- 3	0- 0	0- 0	AWAY	0- 0	0- 0	2- 3				
0- 0	0- 0	0- 0	NEUTRAL	0- 0	0- 0	0- 0				

RPI 1-25				RPI 26-50				RPI 51-100				RPI 101+ Team's RPI: 260			
RPI	S	Opponent	Score	RPI	S	Opponent	Score	RPI	S	Opponent	Score	RPI	S	Opponent	Score
3	H	South Carolina	30 70					71	A	Iowa St.	51 74	155	A	Hampton	46 75
8	A	Washington	36 87					81	H	Jacksonville	40 55	155	H	Hampton	55 51
25	A	Auburn	46 75					90	A	FGCU	40 89	181	A	Seton Hall	60 74
												212	H	Alabama St.	54 39
												241	A	UMES	59 58
												248	H	Bethune-Cookman	31 38
												255	A	Howard	49 55
												259	H	Ga. Southern	45 50
												262	H	Jacksonville St.	57 64
												268	A	Norfolk St.	55 61
												268	H	Norfolk St.	59 53
												295	A	Kennesaw St.	60 72
												340	A	South Carolina St.	60 49
												341	H	Florida A&M	56 52
												345	H	Delaware St.	64 57
												347	H	Morgan St.	66 62
LAST 12 Division I GAMES:															
268	H	Norfolk St.	59 53	340	A	South Carolina St.	60 49								
155	H	Hampton	55 51	341	H	Florida A&M	56 52								
241	A	UMES	59 58	155	A	Hampton	46 75								
255	A	Howard	49 55	268	A	Norfolk St.	55 61								
345	H	Delaware St.	64 57	248	H	Bethune-Cookman	31 38								
347	H	Morgan St.	66 62	90	A	FGCU	40 89								

Non-Div I Games: Columbia (SC) 68 52

Savannah St.

Loss, Non-Conf, S Site, H Home A Away N Neutral

Average RPI Win:	290	WON-LOST	WINNING	LAST 10	STRENGTH OF	OPP. STRENGTH	TEAM	ADJ.	CONF.	ADJ CONF.
Average RPI Loss:	143	RECORD	PCT. RANK	GAMES	SCHEDULE	OF SCHEDULE	RPI	RPI	RPI	RPI
DIV. I ONLY	9- 13	221	6- 4	213	285	215	215	29	29	
DIV. I NON-CONF.	3- 12	288	1- 4	156	239	286	286	29	29	
TOTALS	RPI 1-25	RPI 26-50	W-L RECORDS	RPI 51-100	RPI 101-150	RPI 150+				
9- 13	0- 1	0- 0	OVERALL	0- 3	0- 3	9- 6				
4- 5	0- 1	0- 0	HOME	0- 0	0- 1	4- 3				
5- 8	0- 0	0- 0	AWAY	0- 3	0- 2	5- 3				
0- 0	0- 0	0- 0	NEUTRAL	0- 0	0- 0	0- 0				
3- 12	0- 1	0- 0	NON-CONFERENCE	0- 3	0- 3	3- 5				
2- 5	0- 1	0- 0	HOME	0- 0	0- 1	2- 3				
1- 7	0- 0	0- 0	AWAY	0- 3	0- 2	1- 2				
0- 0	0- 0	0- 0	NEUTRAL	0- 0	0- 0	0- 0				
6- 1	0- 0	0- 0	CONFERENCE	0- 0	0- 0	6- 1				
2- 0	0- 0	0- 0	HOME	0- 0	0- 0	2- 0				
4- 1	0- 0	0- 0	AWAY	0- 0	0- 0	4- 1				
0- 0	0- 0	0- 0	NEUTRAL	0- 0	0- 0	0- 0				

RPI	S	Opponent	Score	RPI	S	Opponent	Score	RPI	S	Opponent	Score	RPI	S	Opponent	Score	Team's RPI: 215
8	H	Washington	64 94					63	A	Montana St.	56 75	102	A	SMU	43 77	
								65	A	Colorado St.	62 66	140	H	Idaho	64 68	
								86	A	Boise St.	68 73	149	A	San Francisco	59 73	
												165	A	UC Riverside	54 58	
												196	A	New Mexico St.	69 73	
												197	H	CSUN	64 68	
												210	H	Loyola Marymount	59 62	
												217	A	San Diego	44 67	
												222	H	Grand Canyon	86 60	
												246	H	UC Santa Barbara	58 53	
												254	A	UTRGV	67 54	
												258	H	Portland St.	71 79	
												289	H	CSU Bakersfield	54 47	
												302	A	Denver	75 72	
												309	A	UMKC	75 65	
												328	H	Montana	60 44	
												329	A	Chicago St.	64 51	
												331	A	Utah Valley	69 51	
LAST 12 Division I GAMES:																
331	A	Utah Valley	69 51	289	H	CSU Bakersfield	54 47	197	H	CSUN	64 68					
254	A	UTRGV	67 54					102	A	SMU	43 77					
196	A	New Mexico St.	69 73	65	A	Colorado St.	62 66	302	A	Denver	75 72					
222	H	Grand Canyon	86 60	309	A	UMKC	75 65	217	A	San Diego	44 67					
329	A	Chicago St.	64 51													
309	A	UMKC	75 65													

Non-Div I Games:

Seattle U

■ Loss,
 ■ Non-Conf,
 ■ S Site,
 ■ H Home
 ■ A Away
 N Neutral

Average RPI Win:	195	WON-LOST	WINNING	LAST 10	STRENGTH OF	OPP. STRENGTH	TEAM	ADJ.	CONF.	ADJ CONF.
Average RPI Loss:	89	RECORD	PCT. RANK	GAMES	SCHEDULE	OF SCHEDULE	RPI	RPI	RPI	RPI
DIV. I ONLY	11- 13	199	3- 7	130	72	181	181	7	7	
DIV. I NON-CONF.	7- 4	114	0- 0	231	157	151	151	7	7	
TOTALS	RPI 1-25	RPI 26-50	W-L RECORDS	RPI 51-100	RPI 101-150	RPI 150+				
11- 13	0- 3	0- 3	OVERALL	2- 3	1- 0	8- 4				
10- 4	0- 2	0- 1	HOME	2- 1	1- 0	7- 0				
1- 9	0- 1	0- 2	AWAY	0- 2	0- 0	1- 4				
0- 0	0- 0	0- 0	NEUTRAL	0- 0	0- 0	0- 0				
7- 4	0- 0	0- 0	NON-CONFERENCE	1- 2	1- 0	5- 2				
6- 1	0- 0	0- 0	HOME	1- 1	1- 0	4- 0				
1- 3	0- 0	0- 0	AWAY	0- 1	0- 0	1- 2				
0- 0	0- 0	0- 0	NEUTRAL	0- 0	0- 0	0- 0				
4- 9	0- 3	0- 3	CONFERENCE	1- 1	0- 0	3- 2				
4- 3	0- 2	0- 1	HOME	1- 0	0- 0	3- 0				
0- 6	0- 1	0- 2	AWAY	0- 1	0- 0	0- 2				
0- 0	0- 0	0- 0	NEUTRAL	0- 0	0- 0	0- 0				

RPI 1-25				RPI 26-50				RPI 51-100				RPI 101+ Team's RPI: 181			
RPI	S	Opponent	Score	RPI	S	Opponent	Score	RPI	S	Opponent	Score	RPI	S	Opponent	Score
16	A	DePaul	60 86	43	A	Marquette	60 103	53	A	Minnesota	57 90	127	H	Rider	89 81
16	H	DePaul	65 96	43	H	Marquette	77 83	60	H	Wake Forest	70 63	171	H	Providence	55 43
22	H	Creighton	60 70	47	A	Georgetown	58 77	66	H	St. John's (NY)	64 59	173	A	Xavier	64 72
								67	A	Villanova	52 69	173	H	Xavier	71 62
								73	H	UT Arlington	61 86	174	A	Princeton	67 94
												177	H	Boston College	71 66
												189	A	Rutgers	45 53
												232	A	Marist	76 63
												238	A	Butler	58 79
												238	H	Butler	65 63
												260	H	Savannah St.	74 60
												305	H	Central Conn. St.	78 70
												333	H	LIU Brooklyn	77 59
LAST 12 Division I GAMES:															
16	A	DePaul	60 86	47	A	Georgetown	58 77								
43	A	Marquette	60 103	67	A	Villanova	52 69								
238	H	Butler	65 63	43	H	Marquette	77 83								
173	H	Xavier	71 62	16	H	DePaul	65 96								
22	H	Creighton	60 70	173	A	Xavier	64 72								
171	H	Providence	55 43	238	A	Butler	58 79								

Non-Div I Games:

Seton Hall

■ Loss,
■ Non-Conf,
■ S Site,
■ H Home
■ A Away
N Neutral

Average RPI Win: 224	WON-LOST	WINNING	LAST 10	STRENGTH OF	OPP. STRENGTH	TEAM	ADJ.	CONF.	ADJ CONF.
Average RPI Loss: 139	RECORD	PCT. RANK	GAMES	SCHEDULE	OF SCHEDULE	RPI	RPI	RPI	RPI
DIV. I ONLY	9- 14	232	6- 4	111	243	198	198	17	17
DIV. I NON-CONF.	1- 8	314	0- 0	40	198	262	262	17	17
TOTALS	RPI 1-25	RPI 26-50	W-L RECORDS	RPI 51-100	RPI 101-150	RPI 150+			
9- 14	0- 0	0- 3	OVERALL	0- 2	1- 3	8- 6			
6- 5	0- 0	0- 1	HOME	0- 1	0- 1	6- 2			
3- 9	0- 0	0- 2	AWAY	0- 1	1- 2	2- 4			
0- 0	0- 0	0- 0	NEUTRAL	0- 0	0- 0	0- 0			
1- 8	0- 0	0- 2	NON-CONFERENCE	0- 2	0- 1	1- 3			
1- 3	0- 0	0- 1	HOME	0- 1	0- 0	1- 1			
0- 5	0- 0	0- 1	AWAY	0- 1	0- 1	0- 2			
0- 0	0- 0	0- 0	NEUTRAL	0- 0	0- 0	0- 0			
8- 6	0- 0	0- 1	CONFERENCE	0- 0	1- 2	7- 3			
5- 2	0- 0	0- 0	HOME	0- 0	0- 1	5- 1			
3- 4	0- 0	0- 1	AWAY	0- 0	1- 1	2- 2			
0- 0	0- 0	0- 0	NEUTRAL	0- 0	0- 0	0- 0			

RPI 1-25				RPI 26-50				RPI 51-100				RPI 101+				Team's RPI: 198	
RPI	S	Opponent	Score	RPI	S	Opponent	Score	RPI	S	Opponent	Score	RPI	S	Opponent	Score		
				34	A	Syracuse	65 102	90	A	FGCU	42 66	127	A	Rider	70 72		
				35	H	Harvard	58 65	100	H	New Hampshire	67 77	127	H	Rider	61 62		
				49	A	Quinnipiac	47 73					148	A	Iona	58 46		
												150	A	Albany (NY)	86 88		
												168	H	Hartford	76 80		
												180	A	Fairfield	57 61		
												180	H	Fairfield	67 52		
												185	A	Northeastern	50 61		
												206	A	Sacred Heart	58 62		
												219	H	Niagara	71 53		
												225	A	Monmouth	91 86		
												225	H	Monmouth	85 76		
												231	H	Colgate	71 63		
												232	A	Marist	69 68		
												232	H	Marist	59 70		
												245	H	Canisius	67 42		
												267	A	Manhattan	66 68		
												311	H	Saint Peter's	80 55		
LAST 12 Division I GAMES:																	
				127	A	Rider	70 72	225	H	Monmouth	85 76						
				232	H	Marist	59 70	148	A	Iona	58 46						
				225	A	Monmouth	91 86	127	H	Rider	61 62						
				245	H	Canisius	67 42	180	A	Fairfield	57 61						
				232	A	Marist	69 68	219	H	Niagara	71 53						
				311	H	Saint Peter's	80 55	267	A	Manhattan	66 68						

Non-Div I Games:

Siena

■ Loss,
 ■ Non-Conf,
 ■ S Site,
 ■ Home
 ■ A Away
 N Neutral

Average RPI Win:	250	WON-LOST	WINNING	LAST 10	STRENGTH OF	OPP. STRENGTH	TEAM	ADJ.	CONF.	ADJ CONF.
Average RPI Loss:	145	RECORD	PCT. RANK	GAMES	SCHEDULE	OF SCHEDULE	RPI	RPI	RPI	RPI
DIV. I ONLY	5- 14	293	2- 8	152	202	251	251	21	21	
DIV. I NON-CONF.	3- 6	230	0- 2	142	129	200	200	18	18	
TOTALS	RPI 1-25	RPI 26-50	W-L RECORDS	RPI 51-100	RPI 101-150	RPI 150+				
5- 14	0- 0	0- 2	OVERALL	0- 3	0- 4	5- 5				
1- 7	0- 0	0- 1	HOME	0- 1	0- 2	1- 3				
3- 6	0- 0	0- 1	AWAY	0- 1	0- 2	3- 2				
1- 1	0- 0	0- 0	NEUTRAL	0- 1	0- 0	1- 0				
3- 6	0- 0	0- 1	NON-CONFERENCE	0- 2	0- 2	3- 1				
1- 2	0- 0	0- 1	HOME	0- 0	0- 1	1- 0				
1- 3	0- 0	0- 0	AWAY	0- 1	0- 1	1- 1				
1- 1	0- 0	0- 0	NEUTRAL	0- 1	0- 0	1- 0				
2- 8	0- 0	0- 1	CONFERENCE	0- 1	0- 2	2- 4				
0- 5	0- 0	0- 0	HOME	0- 1	0- 1	0- 3				
2- 3	0- 0	0- 1	AWAY	0- 0	0- 1	2- 1				
0- 0	0- 0	0- 0	NEUTRAL	0- 0	0- 0	0- 0				

RPI S	Opponent	Score	RPI S	Opponent	Score	RPI S	Opponent	Score	RPI S	Opponent	Score	Team's RPI: 251
36	H North Carolina St.	31 74	73	H UT Arlington	49 73	105	A Troy	71 75				
48	A Little Rock	54 71	74	N Florida	33 85	105	H Troy	57 73				
			81	A Jacksonville	55 62	117	H Southern Miss.	48 57				
						137	A UCF	58 70				
						184	H Texas St.	44 57				
						195	A New Orleans	65 62				
						202	A UAB	41 66				
						233	H Southern U.	55 48				
						259	A Ga. Southern	55 46				
						259	H Ga. Southern	45 53				
						280	A Georgia St.	77 47				
						280	H Georgia St.	45 55				
						281	N North Florida	62 55				
						324	A Arkansas St.	53 56				
LAST 12 Division I GAMES:												
105	A Troy	71 75	73	H UT Arlington	49 73							
259	H Ga. Southern	45 53	280	A Georgia St.	77 47							
280	H Georgia St.	45 55	259	A Ga. Southern	55 46							
48	A Little Rock	54 71	105	H Troy	57 73							
324	A Arkansas St.	53 56	202	A UAB	41 66							
184	H Texas St.	44 57	36	H North Carolina St.	31 74							

Non-Div I Games: Spring Hill 38 33 William Carey 62 39

South Ala.

Loss, Non-Conf, S Site, H Home A Away N Neutral

South Carolina

Through Games Of Feb. 7, 2017

Average RPI Win:	87	WON-LOST	WINNING	LAST 10	STRENGTH OF	OPP. STRENGTH	TEAM	ADJ.	CONF.	ADJ CONF.
Average RPI Loss:	12	RECORD	PCT. RANK	GAMES	SCHEDULE	OF SCHEDULE	RPI	RPI	RPI	RPI
DIV. I ONLY	20- 2	7	9- 1	7	2	3	3	2	2	
DIV. I NON-CONF.	10- 1	16	1- 0	16	2	3	3	2	2	
TOTALS	RPI 1-25	RPI 26-50	W-L RECORDS	RPI 51-100	RPI 101-150	RPI 150+				
20- 2	6- 2	2- 0	OVERALL	5- 0	4- 0	3- 0				
10- 1	2- 1	0- 0	HOME	3- 0	3- 0	2- 0				
9- 1	3- 1	2- 0	AWAY	2- 0	1- 0	1- 0				
1- 0	1- 0	0- 0	NEUTRAL	0- 0	0- 0	0- 0				
10- 1	3- 1	1- 0	NON-CONFERENCE	1- 0	2- 0	3- 0				
6- 0	1- 0	0- 0	HOME	1- 0	2- 0	2- 0				
3- 1	1- 1	1- 0	AWAY	0- 0	0- 0	1- 0				
1- 0	1- 0	0- 0	NEUTRAL	0- 0	0- 0	0- 0				
10- 1	3- 1	1- 0	CONFERENCE	4- 0	2- 0	0- 0				
4- 1	1- 1	0- 0	HOME	2- 0	1- 0	0- 0				
6- 0	2- 0	1- 0	AWAY	2- 0	1- 0	0- 0				
0- 0	0- 0	0- 0	NEUTRAL	0- 0	0- 0	0- 0				

RPI	S	Opponent	Score	RPI	S	Opponent	Score	RPI	S	Opponent	Score	RPI	S	Opponent	Score
4	H	Mississippi St.	64 61	26	A	LSU	84 61	53	H	Minnesota	98 58	112	H	Clemson	83 61
7	A	Texas	76 67	31	A	Ohio St.	92 80	74	A	Florida	81 62	116	H	Alabama	93 45
10	A	Duke	63 74					96	H	Ole Miss	65 46	119	H	Maine	79 42
11	H	UCLA	66 57					97	A	Georgia	62 44	120	A	Arkansas	79 49
13	N	Louisville	83 59					97	H	Georgia	66 63	155	H	Hampton	92 38
14	H	Tennessee	74 76									260	A	Savannah St.	70 30
18	A	Kentucky	75 63									311	H	Saint Peter's	93 38
25	A	Auburn	73 47												
LAST 12 Division I GAMES:															
120	A	Arkansas	79 49	26	A	LSU	84 61	97	H	Georgia	66 63	74	A	Florida	81 62
18	A	Kentucky	75 63	97	H	Georgia	66 63	25	A	Auburn	73 47	116	H	Alabama	93 45
14	H	Tennessee	74 76	74	A	Florida	81 62	25	A	Auburn	73 47	116	H	Alabama	93 45
97	A	Georgia	62 44	25	A	Auburn	73 47	116	H	Alabama	93 45	260	A	Savannah St.	70 30
4	H	Mississippi St.	64 61	116	H	Alabama	93 45	260	A	Savannah St.	70 30				
96	H	Ole Miss	65 46	260	A	Savannah St.	70 30								

Non-Div I Games:

South Carolina

Loss, Non-Conf, S Site, H Home A Away N Neutral

Average RPI Win:	305	WON-LOST	WINNING	LAST 10	STRENGTH OF	OPP. STRENGTH	TEAM	ADJ.	CONF.	ADJ CONF.
Average RPI Loss:	224	RECORD	PCT. RANK	GAMES	SCHEDULE	OF SCHEDULE	RPI	RPI	RPI	RPI
DIV. I ONLY	3- 16	325	2- 8	336	323	340	340	32	32	
DIV. I NON-CONF.	1- 8	314	0- 2	323	237	339	339	31	31	
TOTALS	RPI 1-25	RPI 26-50	W-L RECORDS	RPI 51-100	RPI 101-150	RPI 150+				
3- 16	0- 0	0- 0	OVERALL	0- 2	0- 1	3- 13				
1- 6	0- 0	0- 0	HOME	0- 0	0- 0	1- 6				
2- 9	0- 0	0- 0	AWAY	0- 2	0- 1	2- 6				
0- 1	0- 0	0- 0	NEUTRAL	0- 0	0- 0	0- 1				
1- 8	0- 0	0- 0	NON-CONFERENCE	0- 2	0- 1	1- 5				
0- 1	0- 0	0- 0	HOME	0- 0	0- 0	0- 1				
1- 6	0- 0	0- 0	AWAY	0- 2	0- 1	1- 3				
0- 1	0- 0	0- 0	NEUTRAL	0- 0	0- 0	0- 1				
2- 8	0- 0	0- 0	CONFERENCE	0- 0	0- 0	2- 8				
1- 5	0- 0	0- 0	HOME	0- 0	0- 0	1- 5				
1- 3	0- 0	0- 0	AWAY	0- 0	0- 0	1- 3				
0- 0	0- 0	0- 0	NEUTRAL	0- 0	0- 0	0- 0				

RPI 1-25				RPI 26-50				RPI 51-100				RPI 101+				Team's RPI: 340	
RPI	S	Opponent	Score	RPI	S	Opponent	Score	RPI	S	Opponent	Score	RPI	S	Opponent	Score		
								85	A	North Carolina	49	82	112	A	Clemson	36	56
								97	A	Georgia	50	64	155	A	Hampton	46	80
												155	H	Hampton	50	51	
												235	A	Wofford	65	66	
												240	N	Coastal Caro.	54	63	
												241	A	UMES	67	60	
												248	H	Bethune-Cookman	34	64	
												253	A	Charleston So.	62	67	
												255	A	Howard	57	75	
												259	A	Ga. Southern	58	74	
												260	H	Savannah St.	49	60	
												268	H	Norfolk St.	53	68	
												293	A	Coppin St.	54	70	
												317	H	USC Upstate	67	73	
												326	A	Winthrop	63	55	
												345	H	Delaware St.	70	72	
												347	H	Morgan St.	50	46	
LAST 12 Division I GAMES:																	
155	H	Hampton	50	51	345	H	Delaware St.	70	72								
268	H	Norfolk St.	53	68	260	H	Savannah St.	49	60								
255	A	Howard	57	75	248	H	Bethune-Cookman	34	64								
241	A	UMES	67	60	293	A	Coppin St.	54	70								
155	A	Hampton	46	80	85	A	North Carolina	49	82								
347	H	Morgan St.	50	46	259	A	Ga. Southern	58	74								

Non-Div I Games: St. Andrews 72 35 Morris 85 57

South Carolina St.

Loss, Non-Conf, S Site, H Home A Away N Neutral

South Dakota

Through Games Of Feb. 7, 2017

Average RPI Win:	187	WON-LOST	WINNING	LAST 10	STRENGTH OF	OPP. STRENGTH	TEAM	ADJ.	CONF.	ADJ CONF.
Average RPI Loss:	127	RECORD	PCT. RANK	GAMES	SCHEDULE	OF SCHEDULE	RPI	RPI	RPI	RPI
DIV. I ONLY	17- 5	27	7- 3	182	136	59	59	11	11	
DIV. I NON-CONF.	9- 2	37	1- 0	122	181	34	34	10	10	
TOTALS	RPI 1-25	RPI 26-50	W-L RECORDS	RPI 51-100	RPI 101-150	RPI 150+				
17- 5	0- 0	1- 1	OVERALL	2- 1	3- 2	11- 1				
8- 1	0- 0	1- 0	HOME	1- 1	1- 0	5- 0				
6- 4	0- 0	0- 1	AWAY	0- 0	2- 2	4- 1				
3- 0	0- 0	0- 0	NEUTRAL	1- 0	0- 0	2- 0				
9- 2	0- 0	0- 0	NON-CONFERENCE	1- 0	2- 2	6- 0				
3- 0	0- 0	0- 0	HOME	0- 0	1- 0	2- 0				
3- 2	0- 0	0- 0	AWAY	0- 0	1- 2	2- 0				
3- 0	0- 0	0- 0	NEUTRAL	1- 0	0- 0	2- 0				
8- 3	0- 0	1- 1	CONFERENCE	1- 1	1- 0	5- 1				
5- 1	0- 0	1- 0	HOME	1- 1	0- 0	3- 0				
3- 2	0- 0	0- 1	AWAY	0- 0	1- 0	2- 1				
0- 0	0- 0	0- 0	NEUTRAL	0- 0	0- 0	0- 0				

RPI S	Opponent	Score	RPI S	Opponent	Score	RPI S	Opponent	Score	RPI S	Opponent	Score
38	A South Dakota St.	58 70	38	H South Dakota St.	65 62	76	H IUPUI	75 62	103	A Wyoming	62 69
						77	N Northern Ill.	97 83	110	H SFA	80 74
						91	H Western Ill.	78 86	120	A Arkansas	67 70
									129	A Tulsa	71 68
									136	A Oral Roberts	69 47
									162	A Omaha	60 52
									165	A UC Riverside	61 55
									183	N Southern Ill.	68 57
									192	H Illinois	77 68
									207	H San Jose St.	84 69
									208	N SIUE	75 68
									282	A North Dakota St.	73 83
									282	H North Dakota St.	80 48
									289	A CSU Bakersfield	75 60
									302	A Denver	53 44
									302	H Denver	70 64
									323	H Fort Wayne	87 59
LAST 12 Division I GAMES:											
38	A South Dakota St.	58 70	136	A Oral Roberts	69 47						
302	A Denver	53 44	76	H IUPUI	75 62						
91	H Western Ill.	78 86	282	A North Dakota St.	73 83						
282	H North Dakota St.	80 48	38	H South Dakota St.	65 62						
323	H Fort Wayne	87 59	302	H Denver	70 64						
162	A Omaha	60 52	183	N Southern Ill.	68 57						

Non-Div I Games: Concordia-St. Paul 83 58 Northwestern (IA) 100 57

South Dakota

Loss, Non-Conf, S Site, H Home A Away N Neutral

Average RPI Win:	170	WON-LOST	WINNING	LAST 10	STRENGTH OF	OPP. STRENGTH	TEAM	ADJ.	CONF.	ADJ CONF.
Average RPI Loss:	56	RECORD	PCT. RANK	GAMES	SCHEDULE	OF SCHEDULE	RPI	RPI	RPI	RPI
DIV. I ONLY	18- 5	23	8- 2	101	92	38	38	11	11	
DIV. I NON-CONF.	9- 3	63	1- 0	33	28	18	18	10	10	
TOTALS	RPI 1-25	RPI 26-50	W-L RECORDS	RPI 51-100	RPI 101-150	RPI 150+				
18- 5	1- 2	1- 1	OVERALL	5- 1	2- 0	9- 1				
10- 1	1- 0	0- 1	HOME	4- 0	0- 0	5- 0				
7- 4	0- 2	1- 0	AWAY	1- 1	2- 0	3- 1				
1- 0	0- 0	0- 0	NEUTRAL	0- 0	0- 0	1- 0				
9- 3	1- 2	1- 1	NON-CONFERENCE	2- 0	1- 0	4- 0				
4- 1	1- 0	0- 1	HOME	1- 0	0- 0	2- 0				
4- 2	0- 2	1- 0	AWAY	1- 0	1- 0	1- 0				
1- 0	0- 0	0- 0	NEUTRAL	0- 0	0- 0	1- 0				
9- 2	0- 0	0- 0	CONFERENCE	3- 1	1- 0	5- 1				
6- 0	0- 0	0- 0	HOME	3- 0	0- 0	3- 0				
3- 2	0- 0	0- 0	AWAY	0- 1	1- 0	2- 1				
0- 0	0- 0	0- 0	NEUTRAL	0- 0	0- 0	0- 0				

RPI 1-25				RPI 26-50				Team's RPI: 38				RPI 51-100				RPI 101+			
RPI	S	Opponent	Score	RPI	S	Opponent	Score	RPI	S	Opponent	Score	RPI	S	Opponent	Score	RPI	S	Opponent	Score
13	A	Louisville	30 83	33	H	Green Bay	43 67	54	H	George Washington	60 55	136	A	Oral Roberts	78 57				
15	A	Oklahoma	60 74	50	A	Iowa	66 64	57	A	UNI	61 50	138	A	North Dakota	83 72				
22	H	Creighton	63 56					59	A	South Dakota	62 65	162	A	Omaha	82 83				
								59	H	South Dakota	70 58	162	H	Omaha	76 64				
								76	H	IUPUI	68 49	193	A	Wichita St.	78 58				
								91	H	Western Ill.	73 58	208	H	SIUE	82 49				
												282	A	North Dakota St.	69 66				
												282	H	North Dakota St.	70 44				
												291	H	Ark.-Pine Bluff	103 45				
												302	A	Denver	72 63				
												323	H	Fort Wayne	73 51				
												328	N	Montana	84 43				
LAST 12 Division I GAMES:																			
59	H	South Dakota	70 58	76	H	IUPUI	68 49												
282	H	North Dakota St.	70 44	162	H	Omaha	76 64												
162	A	Omaha	82 83	323	H	Fort Wayne	73 51												
91	H	Western Ill.	73 58	59	A	South Dakota	62 65												
302	A	Denver	72 63	282	A	North Dakota St.	69 66												
136	A	Oral Roberts	78 57	193	A	Wichita St.	78 58												

Non-Div I Games:

South Dakota St.

■ Loss,
 ■ Non-Conf,
 ■ S Site,
 ■ Home
 ■ Away
 N Neutral

Average RPI Win:	151	WON-LOST	WINNING	LAST 10	STRENGTH OF	OPP. STRENGTH	TEAM	ADJ.	CONF.	ADJ CONF.
Average RPI Loss:	71	RECORD	PCT. RANK	GAMES	SCHEDULE	OF SCHEDULE	RPI	RPI	RPI	RPI
DIV. I ONLY	18- 4	16	7- 3	75	59	29	29	5	5	
DIV. I NON-CONF.	11- 2	24	2- 1	148	83	49	49	5	5	
TOTALS	RPI 1-25	RPI 26-50	W-L RECORDS	RPI 51-100	RPI 101-150	RPI 150+				
18- 4	1- 2	1- 0	OVERALL	4- 0	4- 1	8- 1				
9- 1	0- 1	0- 0	HOME	1- 0	3- 0	5- 0				
5- 2	1- 1	1- 0	AWAY	0- 0	1- 0	2- 1				
4- 1	0- 0	0- 0	NEUTRAL	3- 0	0- 1	1- 0				
11- 2	0- 1	0- 0	NON-CONFERENCE	4- 0	1- 1	6- 0				
5- 1	0- 1	0- 0	HOME	1- 0	1- 0	3- 0				
2- 0	0- 0	0- 0	AWAY	0- 0	0- 0	2- 0				
4- 1	0- 0	0- 0	NEUTRAL	3- 0	0- 1	1- 0				
7- 2	1- 1	1- 0	CONFERENCE	0- 0	3- 0	2- 1				
4- 0	0- 0	0- 0	HOME	0- 0	2- 0	2- 0				
3- 2	1- 1	1- 0	AWAY	0- 0	1- 0	0- 1				
0- 0	0- 0	0- 0	NEUTRAL	0- 0	0- 0	0- 0				

RPI 1-25				RPI 26-50				Team's RPI: 29				RPI 51-100				RPI 101+			
RPI	S	Opponent	Score	RPI	S	Opponent	Score	RPI	S	Opponent	Score	RPI	S	Opponent	Score	RPI	S	Opponent	Score
1	A	UConn	37 102	39	A	Tulane	62 53	80	N	UNLV	77 42	101	N	Long Beach St.	68 73				
13	H	Louisville	52 66					81	H	Jacksonville	64 52	102	A	SMU	52 51				
23	A	Temple	55 51					85	N	North Carolina	83 55	129	H	Tulsa	84 68				
								97	N	Georgia	81 65	132	H	Stetson	74 60				
												134	H	East Carolina	79 48				
												153	H	Cincinnati	72 52				
												158	N	Santa Clara	63 54				
												169	A	Memphis	57 62				
												169	H	Memphis	79 49				
												213	H	Saint Francis (PA)	129 80				
												238	A	Butler	74 59				
												271	H	FIU	91 41				
												281	H	North Florida	78 42				
												324	A	Arkansas St.	78 59				
LAST 12 Division I GAMES:																			
169	A	Memphis	57 62	134	H	East Carolina	79 48	1	A	UConn	37 102								
153	H	Cincinnati	72 52					129	H	Tulsa	84 68								
23	A	Temple	55 51	39	A	Tulane	62 53												
102	A	SMU	52 51	132	H	Stetson	74 60	80	N	UNLV	77 42								
13	H	Louisville	52 66																
169	H	Memphis	79 49																

Non-Div I Games:

South Fla.

Average RPI Win:	279	WON-LOST	WINNING	LAST 10	STRENGTH OF	OPP. STRENGTH	TEAM	ADJ.	CONF.	ADJ CONF.
Average RPI Loss:	193	RECORD	PCT. RANK	GAMES	SCHEDULE	OF SCHEDULE	RPI	RPI	RPI	RPI
DIV. I ONLY	8- 14	243	4- 6	278	307	285	285	26	26	
DIV. I NON-CONF.	4- 7	224	1- 0	282	294	291	291	26	26	
TOTALS	RPI 1-25	RPI 26-50	W-L RECORDS	RPI 51-100	RPI 101-150	RPI 150+				
8- 14	0- 0	0- 0	OVERALL	0- 2	0- 1	8- 11				
3- 7	0- 0	0- 0	HOME	0- 1	0- 1	3- 5				
4- 6	0- 0	0- 0	AWAY	0- 1	0- 0	4- 5				
1- 1	0- 0	0- 0	NEUTRAL	0- 0	0- 0	1- 1				
4- 7	0- 0	0- 0	NON-CONFERENCE	0- 1	0- 1	4- 5				
2- 3	0- 0	0- 0	HOME	0- 1	0- 1	2- 1				
1- 3	0- 0	0- 0	AWAY	0- 0	0- 0	1- 3				
1- 1	0- 0	0- 0	NEUTRAL	0- 0	0- 0	1- 1				
4- 7	0- 0	0- 0	CONFERENCE	0- 1	0- 0	4- 6				
1- 4	0- 0	0- 0	HOME	0- 0	0- 0	1- 4				
3- 3	0- 0	0- 0	AWAY	0- 1	0- 0	3- 2				
0- 0	0- 0	0- 0	NEUTRAL	0- 0	0- 0	0- 0				

RPI S	Opponent	Score	RPI S	Opponent	Score	RPI S	Opponent	Score	RPI S	Opponent	Score	Team's RPI: 285
						79	A Belmont	77 89	121	H Saint Louis	50 89	
						91	H Western Ill.	87 100	153	H Cincinnati	75 83	
									169	A Memphis	63 65	
									173	A Xavier	48 54	
									183	A Southern Ill.	70 77	
									188	H Morehead St.	72 82	
									191	N Louisiana	78 82	
									208	A SIUE	69 70	
									236	A Tennessee St.	75 67	
									247	H Murray St.	79 70	
									250	A Austin Peay	74 84	
									262	A Jacksonville St.	65 58	
									263	A UT Martin	82 79	
									270	A Evansville	76 74	
									278	H Tennessee Tech	63 74	
									294	H Lipscomb	79 63	
									297	H Eastern Ill.	62 71	
									310	N Alcorn	68 50	
									315	H Eastern Ky.	63 74	
									349	H Alabama A&M	75 47	
LAST 12 Division I GAMES:												
			188	H Morehead St.	72 82		263	A UT Martin	82 79			
			262	A Jacksonville St.	65 58		79	A Belmont	77 89			
			250	A Austin Peay	74 84		236	A Tennessee St.	75 67			
			247	H Murray St.	79 70		315	H Eastern Ky.	63 74			
			297	H Eastern Ill.	62 71		278	H Tennessee Tech	63 74			
			208	A SIUE	69 70		349	H Alabama A&M	75 47			

Non-Div I Games: Hannibal-La Grange 99 52 Stephens College 107 59

Southeast Mo. St.

■ Loss,
 ■ Non-Conf,
 ■ S Site,
 ■ Home
 ■ A Away
 N Neutral

Average RPI Win: 295	WON-LOST	WINNING	LAST 10	STRENGTH OF	OPP. STRENGTH	TEAM	ADJ.	CONF.	ADJ CONF.
Average RPI Loss: 196	RECORD	PCT. RANK	GAMES	SCHEDULE	OF SCHEDULE	RPI	RPI	RPI	RPI
DIV. I ONLY	3- 18	330	2- 8	293	302	334	334	27	27
DIV. I NON-CONF.	1- 9	323	0- 1	123	230	302	302	27	27
TOTALS	RPI 1-25	RPI 26-50	W-L RECORDS	RPI 51-100	RPI 101-150	RPI 150+			
3- 18	0- 1	0- 0	OVERALL	0- 4	0- 3	3- 10			
2- 5	0- 0	0- 0	HOME	0- 0	0- 1	2- 4			
1- 13	0- 1	0- 0	AWAY	0- 4	0- 2	1- 6			
0- 0	0- 0	0- 0	NEUTRAL	0- 0	0- 0	0- 0			
1- 9	0- 1	0- 0	NON-CONFERENCE	0- 4	0- 0	1- 4			
1- 1	0- 0	0- 0	HOME	0- 0	0- 0	1- 1			
0- 8	0- 1	0- 0	AWAY	0- 4	0- 0	0- 3			
0- 0	0- 0	0- 0	NEUTRAL	0- 0	0- 0	0- 0			
2- 9	0- 0	0- 0	CONFERENCE	0- 0	0- 3	2- 6			
1- 4	0- 0	0- 0	HOME	0- 0	0- 1	1- 3			
1- 5	0- 0	0- 0	AWAY	0- 0	0- 2	1- 3			
0- 0	0- 0	0- 0	NEUTRAL	0- 0	0- 0	0- 0			

RPI 1-25				RPI 26-50				RPI 51-100				RPI 101+ Team's RPI: 334			
RPI	S	Opponent	Score	RPI	S	Opponent	Score	RPI	S	Opponent	Score	RPI	S	Opponent	Score
9	A	Baylor	38 109					65	A	Colorado St.	31 77	113	A	Central Ark.	55 77
								74	A	Florida	51 102	130	A	Lamar University	68 86
								89	A	Colorado	54 112	135	H	Abilene Christian	57 82
								96	A	Ole Miss	31 81	164	A	Houston	80 83
												191	A	Louisiana	77 86
												230	H	Grambling	71 87
												248	H	Bethune-Cookman	75 63
												265	H	McNeese	83 86
												301	H	Northwestern St.	69 58
												303	A	A&M-Corpus Christi	61 77
												307	H	Nicholls St.	60 76
												335	A	Incarinate Word	56 96
												335	H	Incarinate Word	76 85
												337	A	Houston Baptist	87 71
												343	A	Sam Houston St.	61 68
												348	A	Jackson St.	66 83
LAST 12 Division I GAMES:															
113	A	Central Ark.	55 77	303	A	A&M-Corpus Christi	61 77								
307	H	Nicholls St.	60 76	130	A	Lamar University	68 86								
343	A	Sam Houston St.	61 68	337	A	Houston Baptist	87 71								
301	H	Northwestern St.	69 58	335	H	Incarinate Word	76 85								
335	A	Incarinate Word	56 96	135	H	Abilene Christian	57 82								
265	H	McNeese	83 86	74	A	Florida	51 102								

Non-Div I Games: Mobile 67 52

Southeastern La.

■ Loss,
 ■ Non-Conf, S Site,
 ■ Home
 ■ Away
 N Neutral

Southern California

Through Games Of Feb. 7, 2017

Average RPI Win:	168	WON-LOST	WINNING	LAST 10	STRENGTH OF	OPP. STRENGTH	TEAM	ADJ.	CONF.	ADJ CONF.
Average RPI Loss:	30	RECORD	PCT. RANK	GAMES	SCHEDULE	OF SCHEDULE	RPI	RPI	RPI	RPI
DIV. I ONLY	12- 11	161	2- 8	38	18	75	75	1	1	
DIV. I NON-CONF.	9- 2	37	0- 0	158	132	60	60	1	1	
TOTALS	RPI 1-25	RPI 26-50	W-L RECORDS	RPI 51-100	RPI 101-150	RPI 150+				
12- 11	2- 6	0- 2	OVERALL	1- 3	2- 0	7- 0				
7- 5	1- 3	0- 1	HOME	1- 1	2- 0	3- 0				
3- 6	1- 3	0- 1	AWAY	0- 2	0- 0	2- 0				
2- 0	0- 0	0- 0	NEUTRAL	0- 0	0- 0	2- 0				
9- 2	1- 1	0- 0	NON-CONFERENCE	0- 1	1- 0	7- 0				
4- 1	0- 1	0- 0	HOME	0- 0	1- 0	3- 0				
3- 1	1- 0	0- 0	AWAY	0- 1	0- 0	2- 0				
2- 0	0- 0	0- 0	NEUTRAL	0- 0	0- 0	2- 0				
3- 9	1- 5	0- 2	CONFERENCE	1- 2	1- 0	0- 0				
3- 4	1- 2	0- 1	HOME	1- 1	1- 0	0- 0				
0- 5	0- 3	0- 1	AWAY	0- 1	0- 0	0- 0				
0- 0	0- 0	0- 0	NEUTRAL	0- 0	0- 0	0- 0				

RPI 1-25				RPI 26-50				RPI 51-100				RPI 101+			
RPI	S	Opponent	Score	RPI	S	Opponent	Score	RPI	S	Opponent	Score	RPI	S	Opponent	Score
4	H	Mississippi St.	72 76	37	H	Oregon	53 59	56	A	Washington St.	57 74	101	H	Long Beach St.	82 74
6	H	Oregon St.	60 74	40	A	California	56 63	70	H	Utah	53 58	125	H	Arizona	58 54
8	A	Washington	67 77					80	A	UNLV	66 77	152	N	Missouri St.	89 67
11	A	UCLA	67 71					89	H	Colorado	79 54	165	H	UC Riverside	67 49
11	H	UCLA	59 74									230	H	Grambling	75 64
12	A	Stanford	42 58									237	H	Hawaii	76 44
20	A	Texas A&M	66 62									274	N	Portland	67 54
24	H	Arizona St.	65 50									276	A	Sacramento St.	111 95
												327	A	UC Irvine	83 45
LAST 12 Division I GAMES:															
40	A	California	56 63	6	H	Oregon St.	60 74								
12	A	Stanford	42 58	37	H	Oregon	53 59								
24	H	Arizona St.	65 50	56	A	Washington St.	57 74								
125	H	Arizona	58 54	8	A	Washington	67 77								
11	A	UCLA	67 71	70	H	Utah	53 58								
11	H	UCLA	59 74	89	H	Colorado	79 54								

Non-Div I Games:

Southern California

■ Loss,
 ■ Non-Conf,
 ■ S Site,
 ■ H Home
 ■ A Away
 N Neutral

Average RPI Win:	222	WON-LOST	WINNING	LAST 10	STRENGTH OF	OPP. STRENGTH	TEAM	ADJ.	CONF.	ADJ CONF.
Average RPI Loss:	135	RECORD	PCT. RANK	GAMES	SCHEDULE	OF SCHEDULE	RPI	RPI	RPI	RPI
DIV. I ONLY	10- 11	193	4- 6	165	159	183	183	16	16	
DIV. I NON-CONF.	5- 5	165	0- 1	192	189	171	171	14	14	
TOTALS	RPI 1-25	RPI 26-50	W-L RECORDS	RPI 51-100	RPI 101-150	RPI 150+				
10- 11	0- 1	0- 2	OVERALL	2- 2	0- 0	8- 6				
6- 4	0- 0	0- 1	HOME	1- 0	0- 0	5- 3				
4- 6	0- 1	0- 1	AWAY	1- 1	0- 0	3- 3				
0- 1	0- 0	0- 0	NEUTRAL	0- 1	0- 0	0- 0				
5- 5	0- 1	0- 0	NON-CONFERENCE	1- 1	0- 0	4- 3				
3- 1	0- 0	0- 0	HOME	0- 0	0- 0	3- 1				
2- 3	0- 1	0- 0	AWAY	1- 0	0- 0	1- 2				
0- 1	0- 0	0- 0	NEUTRAL	0- 1	0- 0	0- 0				
5- 6	0- 0	0- 2	CONFERENCE	1- 1	0- 0	4- 3				
3- 3	0- 0	0- 1	HOME	1- 0	0- 0	2- 2				
2- 3	0- 0	0- 1	AWAY	0- 1	0- 0	2- 1				
0- 0	0- 0	0- 0	NEUTRAL	0- 0	0- 0	0- 0				

RPI 1-25				RPI 26-50				RPI 51-100				RPI 101+ Team's RPI: 183			
RPI	S	Opponent	Score	RPI	S	Opponent	Score	RPI	S	Opponent	Score	RPI	S	Opponent	Score
15	A	Oklahoma	48 80	32	A	Drake	59 75	57	A	UNI	49 79	152	H	Missouri St.	60 78
				32	H	Drake	60 71	57	H	UNI	64 59	169	H	Memphis	69 61
								59	N	South Dakota	57 68	193	H	Wichita St.	77 54
								94	A	Purdue	64 61	200	H	Indiana St.	53 68
												202	H	UAB	49 64
												208	A	SIUE	59 60
												227	A	Bradley	66 57
												247	H	Murray St.	70 63
												263	A	UT Martin	68 76
												270	A	Evansville	60 63
												285	H	Southeast Mo. St.	77 70
												309	A	UMKC	77 69
												316	H	Loyola Chicago	73 57
												319	A	Illinois St.	63 56
LAST 12 Division I GAMES:															
57	H	UNI	64 59	193	H	Wichita St.	77 54								
32	H	Drake	60 71	32	A	Drake	59 75								
319	A	Illinois St.	63 56	57	A	UNI	49 79								
227	A	Bradley	66 57	200	H	Indiana St.	53 68								
270	A	Evansville	60 63	316	H	Loyola Chicago	73 57								
152	H	Missouri St.	60 78	59	N	South Dakota	57 68								

Non-Div I Games: Brescia 104 35

Southern Ill.

■ Loss,
 ■ Non-Conf,
 ■ S Site,
 ■ Home
 ■ A Away
 N Neutral

Average RPI Win:	210	WON-LOST	WINNING	LAST 10	STRENGTH OF	OPP. STRENGTH	TEAM	ADJ.	CONF.	ADJ CONF.
Average RPI Loss:	117	RECORD	PCT. RANK	GAMES	SCHEDULE	OF SCHEDULE	RPI	RPI	RPI	RPI
DIV. I ONLY	13- 9	125	6- 4	132	149	117	117	14	14	
DIV. I NON-CONF.	7- 4	114	0- 1	173	179	141	141	16	16	
TOTALS	RPI 1-25	RPI 26-50	W-L RECORDS	RPI 51-100	RPI 101-150	RPI 150+				
13- 9	0- 1	0- 2	OVERALL	1- 2	2- 0	10- 4				
8- 2	0- 1	0- 0	HOME	1- 1	1- 0	6- 0				
4- 5	0- 0	0- 0	AWAY	0- 0	1- 0	3- 0				
1- 2	0- 0	0- 1	NEUTRAL	0- 0	0- 0	1- 1				
7- 4	0- 1	0- 2	NON-CONFERENCE	0- 0	0- 0	7- 1				
5- 1	0- 1	0- 0	HOME	0- 0	0- 0	5- 0				
1- 1	0- 0	0- 1	AWAY	0- 0	0- 0	1- 0				
1- 2	0- 0	0- 1	NEUTRAL	0- 0	0- 0	1- 1				
6- 5	0- 0	0- 0	CONFERENCE	1- 2	2- 0	3- 3				
3- 1	0- 0	0- 0	HOME	1- 1	1- 0	1- 0				
3- 4	0- 0	0- 0	AWAY	0- 1	1- 0	2- 3				
0- 0	0- 0	0- 0	NEUTRAL	0- 0	0- 0	0- 0				

RPI	S	Opponent	Score	RPI	S	Opponent	Score	RPI	S	Opponent	Score	RPI	S	Opponent	Score	Team's RPI: 117
4	H	Mississippi St.	50 72	39	A	Tulane	67 86	81	A	Western Ky.	53 79	133	H	Old Dominion	84 69	
				40	N	California	51 71	88	H	Charlotte	61 78	146	A	UTSA	69 68	
								93	H	Middle Tenn.	81 61	159	A	Louisiana Tech	61 72	
												173	N	Xavier	73 59	
												176	A	Rice	68 76	
												191	H	Louisiana	71 49	
												195	H	New Orleans	78 53	
												199	A	North Texas	62 75	
												202	H	UAB	64 59	
												212	H	Alabama St.	70 43	
												249	A	Marshall	82 78	
												251	A	South Ala.	57 48	
												264	N	Northern Ky.	53 58	
												283	H	Mississippi Val.	83 55	
												287	A	UTEP	79 68	
												310	H	Alcorn	99 56	
LAST 12 Division I GAMES:																
				81	A	Western Ky.	53 79					88	H	Charlotte	61 78	
				249	A	Marshall	82 78					133	H	Old Dominion	84 69	
				202	H	UAB	64 59					287	A	UTEP	79 68	
				93	H	Middle Tenn.	81 61					146	A	UTSA	69 68	
				176	A	Rice	68 76					159	A	Louisiana Tech	61 72	
				199	A	North Texas	62 75					264	N	Northern Ky.	53 58	

Non-Div I Games: William Carey 92 39

Southern Miss.

■ Loss,
 ■ Non-Conf,
 ■ S Site,
 ■ H Home
 ■ A Away
 N Neutral

Average RPI Win:	298	WON-LOST	WINNING	LAST 10	STRENGTH OF	OPP. STRENGTH	TEAM	ADJ.	CONF.	ADJ CONF.
Average RPI Loss:	145	RECORD	PCT. RANK	GAMES	SCHEDULE	OF SCHEDULE	RPI	RPI	RPI	RPI
DIV. I ONLY	8- 10	210	6- 4	277	309	233	233	30	30	
DIV. I NON-CONF.	1- 6	310	0- 1	39	24	215	215	30	30	
TOTALS	RPI 1-25	RPI 26-50	W-L RECORDS	RPI 51-100	RPI 101-150	RPI 150+				
8- 10	0- 2	0- 2	OVERALL	0- 0	0- 1	8- 5				
5- 2	0- 0	0- 0	HOME	0- 0	0- 0	5- 2				
3- 7	0- 0	0- 0	AWAY	0- 0	0- 0	3- 1				
0- 1	0- 1	0- 0	NEUTRAL	0- 0	0- 0	0- 0				
1- 6	0- 2	0- 2	NON-CONFERENCE	0- 0	0- 1	1- 1				
1- 0	0- 0	0- 0	HOME	0- 0	0- 0	1- 0				
0- 5	0- 1	0- 2	AWAY	0- 0	0- 1	0- 1				
0- 1	0- 1	0- 0	NEUTRAL	0- 0	0- 0	0- 0				
7- 4	0- 0	0- 0	CONFERENCE	0- 0	0- 0	7- 4				
4- 2	0- 0	0- 0	HOME	0- 0	0- 0	4- 2				
3- 2	0- 0	0- 0	AWAY	0- 0	0- 0	3- 2				
0- 0	0- 0	0- 0	NEUTRAL	0- 0	0- 0	0- 0				

RPI 1-25				RPI 26-50				RPI 51-100				RPI 101+ Team's RPI: 233			
RPI	S	Opponent	Score	RPI	S	Opponent	Score	RPI	S	Opponent	Score	RPI	S	Opponent	Score
11	A	UCLA	47 95	31	A	Ohio St.	73 108					134	A	East Carolina	55 62
20	N	Texas A&M	58 81	46	A	Michigan St.	55 70					203	H	Texas Southern	71 77
												212	A	Alabama St.	70 75
												230	A	Grambling	71 68
												230	H	Grambling	63 70
												248	H	Bethune-Cookman	61 59
												251	A	South Ala.	48 55
												283	H	Mississippi Val.	51 44
												284	H	Prairie View	86 72
												291	H	Ark.-Pine Bluff	67 50
												310	A	Alcorn	63 69
												348	A	Jackson St.	85 56
												348	H	Jackson St.	80 61
												349	A	Alabama A&M	66 54
LAST 12 Division I GAMES:															
348	H	Jackson St.	80 61	291	H	Ark.-Pine Bluff	67 50								
230	H	Grambling	63 70	348	A	Jackson St.	85 56								
310	A	Alcorn	63 69	230	A	Grambling	71 68								
212	A	Alabama St.	70 75	203	H	Texas Southern	71 77								
349	A	Alabama A&M	66 54	284	H	Prairie View	86 72								
283	H	Mississippi Val.	51 44	134	A	East Carolina	55 62								

Non-Div I Games: Spring Hill 68 53

Southern U.

■ Loss,
 ■ Non-Conf,
 ■ S Site,
 ■ Home
 ■ A Away
 N Neutral

Southern Utah

Through Games Of Feb. 7, 2017

Average RPI Win:	254	WON-LOST	WINNING	LAST 10	STRENGTH OF	OPP. STRENGTH	TEAM	ADJ.	CONF.	ADJ CONF.
Average RPI Loss:	169	RECORD	PCT. RANK	GAMES	SCHEDULE	OF SCHEDULE	RPI	RPI	RPI	RPI
DIV. I ONLY	4- 17	317	0- 10	145	271	273	273	19	19	
DIV. I NON-CONF.	4- 6	209	1- 0	165	254	179	179	19	19	
TOTALS	RPI 1-25	RPI 26-50	W-L RECORDS	RPI 51-100	RPI 101-150	RPI 150+				
4- 17	0- 1	0- 0	OVERALL	0- 1	0- 8	4- 7				
0- 10	0- 0	0- 0	HOME	0- 0	0- 5	0- 5				
4- 7	0- 1	0- 0	AWAY	0- 1	0- 3	4- 2				
0- 0	0- 0	0- 0	NEUTRAL	0- 0	0- 0	0- 0				
4- 6	0- 1	0- 0	NON-CONFERENCE	0- 1	0- 2	4- 2				
0- 3	0- 0	0- 0	HOME	0- 0	0- 1	0- 2				
4- 3	0- 1	0- 0	AWAY	0- 1	0- 1	4- 0				
0- 0	0- 0	0- 0	NEUTRAL	0- 0	0- 0	0- 0				
0- 11	0- 0	0- 0	CONFERENCE	0- 0	0- 6	0- 5				
0- 7	0- 0	0- 0	HOME	0- 0	0- 4	0- 3				
0- 4	0- 0	0- 0	AWAY	0- 0	0- 2	0- 2				
0- 0	0- 0	0- 0	NEUTRAL	0- 0	0- 0	0- 0				

RPI 1-25			RPI 26-50			RPI 51-100			RPI 101+			Team's RPI: 273
RPI	S	Opponent	Score	RPI	S	Opponent	Score	RPI	S	Opponent	Score	Score
6	A	Oregon St.	38 77					70	A	Utah	43 69	103 A Wyoming 48 68
												108 A Northern Colo. 55 74
												108 H Northern Colo. 53 83
												125 H Arizona 65 77
												138 A North Dakota 70 75
												138 H North Dakota 65 68
												140 H Idaho 68 85
												144 H Eastern Wash. 66 67
												190 H Idaho St. 68 71
												197 A CSUN 77 71
												201 A Utah St. 70 54
												222 H Grand Canyon 73 76
												228 H Weber St. 68 73
												258 A Portland St. 74 81
												276 A Sacramento St. 69 81
												289 A CSU Bakersfield 65 59
												296 H Northern Ariz. 68 77
												327 A UC Irvine 70 58
												331 H Utah Valley 64 70
LAST 12 Division I GAMES:												
190	H	Idaho St.	68 71	258	A	Portland St.	74 81					
228	H	Weber St.	68 73	276	A	Sacramento St.	69 81					
108	A	Northern Colo.	55 74	138	H	North Dakota	65 68					
138	A	North Dakota	70 75	108	H	Northern Colo.	53 83					
144	H	Eastern Wash.	66 67	296	H	Northern Ariz.	68 77					
140	H	Idaho	68 85	197	A	CSUN	77 71					

Non-Div I Games: Antelope Valley 89 76

Southern Utah

■ Loss,
 ■ Non-Conf,
 ■ S Site,
 ■ H Home
 ■ A Away
 N Neutral

St. Bonaventure

Through Games Of Feb. 7, 2017

Average RPI Win:	221	WON-LOST	WINNING	LAST 10	STRENGTH OF	OPP. STRENGTH	TEAM	ADJ.	CONF.	ADJ CONF.
Average RPI Loss:	143	RECORD	PCT. RANK	GAMES	SCHEDULE	OF SCHEDULE	RPI	RPI	RPI	RPI
DIV. I ONLY	9- 15	240	3- 7	173	160	224	224	12	12	
DIV. I NON-CONF.	5- 7	205	0- 0	168	201	202	202	12	12	
TOTALS	RPI 1-25	RPI 26-50	W-L RECORDS	RPI 51-100	RPI 101-150	RPI 150+				
9- 15	0- 0	0- 0	OVERALL	0- 4	3- 5	6- 6				
6- 5	0- 0	0- 0	HOME	0- 2	2- 1	4- 2				
1- 10	0- 0	0- 0	AWAY	0- 2	0- 4	1- 4				
2- 0	0- 0	0- 0	NEUTRAL	0- 0	1- 0	1- 0				
5- 7	0- 0	0- 0	NON-CONFERENCE	0- 3	2- 1	3- 3				
3- 2	0- 0	0- 0	HOME	0- 1	1- 0	2- 1				
0- 5	0- 0	0- 0	AWAY	0- 2	0- 1	0- 2				
2- 0	0- 0	0- 0	NEUTRAL	0- 0	1- 0	1- 0				
4- 8	0- 0	0- 0	CONFERENCE	0- 1	1- 4	3- 3				
3- 3	0- 0	0- 0	HOME	0- 1	1- 1	2- 1				
1- 5	0- 0	0- 0	AWAY	0- 0	0- 3	1- 2				
0- 0	0- 0	0- 0	NEUTRAL	0- 0	0- 0	0- 0				

RPI 1-25				RPI 26-50				RPI 51-100				RPI 101+ Team's RPI: 224					
RPI	S	Opponent	Score	RPI	S	Opponent	Score	RPI	S	Opponent	Score	RPI	S	Opponent	Score		
								58	H	Bucknell	35	57	107	H	Duquesne	69	56
								61	H	Dayton	60	62	111	A	Saint Joseph's	53	70
								69	A	Buffalo	47	68	114	A	Delaware	40	43
								87	A	Toledo	50	74	115	A	Fordham	45	57
													115	H	Fordham	44	60
													121	A	Saint Louis	49	64
													127	N	Rider	60	47
													150	H	Albany (NY)	67	59
													157	A	George Mason	49	52
													161	H	La Salle	45	57
													219	A	Niagara	43	65
													231	H	Colgate	70	57
													239	A	Richmond	54	61
													245	H	Canisius	57	74
													250	N	Austin Peay	58	57
													252	H	Stony Brook	51	37
													266	A	Eastern Mich.	56	75
													279	H	Davidson	70	51
													298	A	Massachusetts	55	38
													299	H	Rhode Island	78	69
LAST 12 Division I GAMES:																	
161	H	La Salle	45	57	115	H	Fordham	44	60								
115	A	Fordham	45	57	121	A	Saint Louis	49	64								
111	A	Saint Joseph's	53	70	239	A	Richmond	54	61								
279	H	Davidson	70	51	61	H	Dayton	60	62								
107	H	Duquesne	69	56	157	A	George Mason	49	52								
298	A	Massachusetts	55	38	299	H	Rhode Island	78	69								

Non-Div I Games:

St. Bonaventure

■ Loss,
 ■ Non-Conf,
 ■ S Site,
 ■ H Home
 ■ A Away
 N Neutral

Average RPI Win:	289	WON-LOST	WINNING	LAST 10	STRENGTH OF	OPP. STRENGTH	TEAM	ADJ.	CONF.	ADJ CONF.
Average RPI Loss:	216	RECORD	PCT. RANK	GAMES	SCHEDULE	OF SCHEDULE	RPI	RPI	RPI	RPI
DIV. I ONLY	6- 17	295	3- 7	282	343	321	321	31	31	
DIV. I NON-CONF.	2- 9	293	0- 0	195	273	315	315	32	32	
TOTALS	RPI 1-25	RPI 26-50	W-L RECORDS	RPI 51-100	RPI 101-150	RPI 150+				
6- 17	0- 0	0- 1	OVERALL	0- 1	0- 2	6- 13				
3- 8	0- 0	0- 0	HOME	0- 0	0- 0	3- 8				
3- 8	0- 0	0- 1	AWAY	0- 1	0- 2	3- 4				
0- 1	0- 0	0- 0	NEUTRAL	0- 0	0- 0	0- 1				
2- 9	0- 0	0- 1	NON-CONFERENCE	0- 1	0- 2	2- 5				
2- 2	0- 0	0- 0	HOME	0- 0	0- 0	2- 2				
0- 6	0- 0	0- 1	AWAY	0- 1	0- 2	0- 2				
0- 1	0- 0	0- 0	NEUTRAL	0- 0	0- 0	0- 1				
4- 8	0- 0	0- 0	CONFERENCE	0- 0	0- 0	4- 8				
1- 6	0- 0	0- 0	HOME	0- 0	0- 0	1- 6				
3- 2	0- 0	0- 0	AWAY	0- 0	0- 0	3- 2				
0- 0	0- 0	0- 0	NEUTRAL	0- 0	0- 0	0- 0				

RPI 1-25				RPI 26-50				RPI 51-100				RPI 101+				Team's RPI: 321
RPI	S	Opponent	Score	RPI	S	Opponent	Score	RPI	S	Opponent	Score	RPI	S	Opponent	Score	
41	A	James Madison	57 83	89	A	Colorado	54 81	127	A	Rider	60 77	148	A	Iona	46 62	
								170	A	Army West Point	46 69	177	N	Boston College	58 73	
								206	H	Sacred Heart	74 81	213	A	Saint Francis (PA)	62 79	
								213	H	Saint Francis (PA)	59 75	216	A	Robert Morris	56 49	
								216	H	Robert Morris	54 61	225	H	Monmouth	87 78	
								242	A	Loyola Maryland	60 69	255	H	Howard	63 78	
								267	H	Manhattan	52 55	300	H	Bryant	63 47	
								305	H	Central Conn. St.	53 61	311	H	Saint Peter's	58 52	
								318	H	Mt. St. Mary's	44 62	333	A	LIU Brooklyn	56 54	
								342	A	Wagner	45 58	346	A	Fairleigh Dickinson	66 59	
								346	H	Fairleigh Dickinson	58 59					
LAST 12 Division I GAMES:																
213	H	Saint Francis (PA)	59 75	206	H	Sacred Heart	74 81	333	A	LIU Brooklyn	56 54	213	A	Saint Francis (PA)	62 79	
216	H	Robert Morris	54 61	216	A	Robert Morris	56 49	305	H	Central Conn. St.	53 61	300	H	Bryant	63 47	
342	A	Wagner	45 58													
346	H	Fairleigh Dickinson	58 59													
346	A	Fairleigh Dickinson	66 59													
318	H	Mt. St. Mary's	44 62													

Non-Div I Games:

St. Francis Brooklyn

■ Loss,
 ■ Non-Conf,
 ■ S Site,
 ■ H Home
 ■ A Away
 N Neutral

Average RPI Win:	155	WON-LOST	WINNING	LAST 10	STRENGTH OF	OPP. STRENGTH	TEAM	ADJ.	CONF.	ADJ CONF.
Average RPI Loss:	57	RECORD	PCT. RANK	GAMES	SCHEDULE	OF SCHEDULE	RPI	RPI	RPI	RPI
DIV. I ONLY	16- 8	82	6- 4	87	54	66	66	7	7	
DIV. I NON-CONF.	8- 3	67	0- 0	143	46	93	93	7	7	
<hr/>										
TOTALS	RPI 1-25	RPI 26-50	W-L RECORDS	RPI 51-100	RPI 101-150	RPI 150+				
16- 8	0- 5	4- 0	OVERALL	1- 1	3- 1	8- 1				
9- 4	0- 3	2- 0	HOME	0- 0	1- 1	6- 0				
6- 3	0- 1	2- 0	AWAY	0- 1	2- 0	2- 1				
1- 1	0- 1	0- 0	NEUTRAL	1- 0	0- 0	0- 0				
8- 3	0- 2	1- 0	NON-CONFERENCE	1- 0	3- 1	3- 0				
5- 2	0- 1	1- 0	HOME	0- 0	1- 1	3- 0				
2- 0	0- 0	0- 0	AWAY	0- 0	2- 0	0- 0				
1- 1	0- 1	0- 0	NEUTRAL	1- 0	0- 0	0- 0				
8- 5	0- 3	3- 0	CONFERENCE	0- 1	0- 0	5- 1				
4- 2	0- 2	1- 0	HOME	0- 0	0- 0	3- 0				
4- 3	0- 1	2- 0	AWAY	0- 1	0- 0	2- 1				
0- 0	0- 0	0- 0	NEUTRAL	0- 0	0- 0	0- 0				

RPI 1-25				RPI 26-50				RPI 51-100				RPI 101+			
RPI	S	Opponent	Score	RPI	S	Opponent	Score	RPI	S	Opponent	Score	RPI	S	Opponent	Score
16	A	DePaul	51 54	41	H	James Madison	74 63	67	A	Villanova	50 55	107	H	Duquesne	65 71
16	H	DePaul	66 78	43	A	Marquette	82 72	68	N	Virginia	66 55	115	A	Fordham	59 45
19	H	Miami (FL)	50 62	43	H	Marquette	70 64					131	A	William & Mary	73 57
22	H	Creighton	43 55	47	A	Georgetown	71 66					150	H	Albany (NY)	54 36
24	N	Arizona St.	41 54									171	H	Providence	60 50
												173	A	Xavier	65 48
												173	H	Xavier	64 55
												181	A	Seton Hall	59 64
												189	H	Rutgers	65 39
												238	A	Butler	62 41
												238	H	Butler	62 55
												322	H	Lafayette	64 46
												342	H	Wagner	62 34
<hr/>															
LAST 12 Division I GAMES:															
43	A	Marquette	82 72	67	A	Villanova	50 55								
16	A	DePaul	51 54	47	A	Georgetown	71 66								
173	H	Xavier	64 55	16	H	DePaul	66 78								
238	H	Butler	62 55	43	H	Marquette	70 64								
171	H	Providence	60 50	238	A	Butler	62 41								
22	H	Creighton	43 55	173	A	Xavier	65 48								

Non-Div I Games:

St. John's (NY)

■ Loss,
 ■ Non-Conf,
 ■ S Site,
 ■ H Home
 ■ A Away
 N Neutral

Average RPI Win:	202	WON-LOST	WINNING	LAST 10	STRENGTH OF	OPP. STRENGTH	TEAM	ADJ.	CONF.	ADJ CONF.
Average RPI Loss:	105	RECORD	PCT. RANK	GAMES	SCHEDULE	OF SCHEDULE	RPI	RPI	RPI	RPI
DIV. I ONLY	14- 9	116	8- 2	176	104	126	126	15	15	
DIV. I NON-CONF.	5- 6	186	0- 0	145	37	153	153	13	13	
TOTALS	RPI 1-25	RPI 26-50	W-L RECORDS	RPI 51-100	RPI 101-150	RPI 150+				
14- 9	0- 0	0- 1	OVERALL	0- 6	3- 0	11- 2				
7- 5	0- 0	0- 1	HOME	0- 3	2- 0	5- 1				
7- 4	0- 0	0- 0	AWAY	0- 3	1- 0	6- 1				
0- 0	0- 0	0- 0	NEUTRAL	0- 0	0- 0	0- 0				
5- 6	0- 0	0- 1	NON-CONFERENCE	0- 4	1- 0	4- 1				
1- 4	0- 0	0- 1	HOME	0- 2	1- 0	0- 1				
4- 2	0- 0	0- 0	AWAY	0- 2	0- 0	4- 0				
0- 0	0- 0	0- 0	NEUTRAL	0- 0	0- 0	0- 0				
9- 3	0- 0	0- 0	CONFERENCE	0- 2	2- 0	7- 1				
6- 1	0- 0	0- 0	HOME	0- 1	1- 0	5- 0				
3- 2	0- 0	0- 0	AWAY	0- 1	1- 0	2- 1				
0- 0	0- 0	0- 0	NEUTRAL	0- 0	0- 0	0- 0				

RPI 1-25				RPI 26-50				RPI 51-100				RPI 101+				Team's RPI: 126	
RPI	S	Opponent	Score	RPI	S	Opponent	Score	RPI	S	Opponent	Score	RPI	S	Opponent	Score		
				40	H	California	67 74	56	A	Washington St.	69 85	108	H	Northern Colo.	75 65		
								70	H	Utah	62 63	149	A	San Francisco	64 62		
								78	H	Gonzaga	75 79	149	H	San Francisco	75 72		
								86	H	Boise St.	78 83	158	H	Santa Clara	55 53		
								98	A	UC Davis	66 68	177	A	Boston College	62 54		
								99	A	BYU	65 70	185	A	Northeastern	77 53		
												197	H	CSUN	61 73		
												207	A	San Jose St.	85 64		
												209	A	Pacific	63 54		
												209	H	Pacific	82 74		
												210	H	Loyola Marymount	74 59		
												217	A	San Diego	71 73		
												217	H	San Diego	77 65		
												269	A	Cal Poly	79 71		
												274	H	Portland	92 76		
												308	A	Pepperdine	81 60		
LAST 12 Division I GAMES:																	
				217	H	San Diego	77 65	78	H	Gonzaga	75 79						
				209	H	Pacific	82 74	274	H	Portland	92 76						
				158	H	Santa Clara	55 53	149	H	San Francisco	75 72						
				149	A	San Francisco	64 62	99	A	BYU	65 70						
				308	A	Pepperdine	81 60	217	A	San Diego	71 73						
				209	A	Pacific	63 54	210	H	Loyola Marymount	74 59						

Non-Div I Games:

St. Mary's (CA)

Average RPI Win:	109	WON-LOST	WINNING	LAST 10	STRENGTH OF	OPP. STRENGTH	TEAM	ADJ.	CONF.	ADJ CONF.
Average RPI Loss:	27	RECORD	PCT. RANK	GAMES	SCHEDULE	OF SCHEDULE	RPI	RPI	RPI	RPI
DIV. I ONLY	20- 4	11	8- 2	16	12	12	12	1	1	
DIV. I NON-CONF.	10- 2	33	0- 0	38	68	14	14	1	1	
TOTALS	RPI 1-25	RPI 26-50	W-L RECORDS	RPI 51-100	RPI 101-150	RPI 150+				
20- 4	4- 3	1- 0	OVERALL	7- 1	2- 0	6- 0				
9- 3	2- 2	1- 0	HOME	2- 1	1- 0	3- 0				
8- 1	2- 1	0- 0	AWAY	4- 0	1- 0	1- 0				
3- 0	0- 0	0- 0	NEUTRAL	1- 0	0- 0	2- 0				
10- 2	1- 1	0- 0	NON-CONFERENCE	3- 1	0- 0	6- 0				
5- 1	1- 0	0- 0	HOME	1- 1	0- 0	3- 0				
2- 1	0- 1	0- 0	AWAY	1- 0	0- 0	1- 0				
3- 0	0- 0	0- 0	NEUTRAL	1- 0	0- 0	2- 0				
10- 2	3- 2	1- 0	CONFERENCE	4- 0	2- 0	0- 0				
4- 2	1- 2	1- 0	HOME	1- 0	1- 0	0- 0				
6- 0	2- 0	0- 0	AWAY	3- 0	1- 0	0- 0				
0- 0	0- 0	0- 0	NEUTRAL	0- 0	0- 0	0- 0				

RPI	S	Opponent	Score	RPI	S	Opponent	Score	RPI	S	Opponent	Score	RPI	S	Opponent	Score
6	H	Oregon St.	69 72	37	H	Oregon	81 60	54	A	George Washington	71 52	125	A	Arizona	77 55
7	H	Texas	71 59					56	A	Washington St.	76 54	125	H	Arizona	73 46
8	A	Washington	72 68					70	A	Utah	77 58	151	H	Yale	102 44
11	H	UCLA	76 85					75	H	Southern California	58 42	185	N	Northeastern	74 45
14	A	Tennessee	51 59					78	H	Gonzaga	63 68	193	N	Wichita St.	87 39
24	A	Arizona St.	64 57					89	A	Colorado	84 70	197	H	CSUN	88 54
24	H	Arizona St.	66 56					94	N	Purdue	78 69	269	H	Cal Poly	83 55
								98	H	UC Davis	68 42	289	A	CSU Bakersfield	77 56
LAST 12 Division I GAMES:															
11	H	UCLA	76 85	89	A	Colorado	84 70								
75	H	Southern California	58 42	70	A	Utah	77 58								
8	A	Washington	72 68	6	H	Oregon St.	69 72								
56	A	Washington St.	76 54	37	H	Oregon	81 60								
24	H	Arizona St.	66 56	125	A	Arizona	77 55								
125	H	Arizona	73 46	24	A	Arizona St.	64 57								

Non-Div I Games:

Stanford

■ Loss,
 ■ Non-Conf,
 ■ S Site,
 ■ H Home
 ■ A Away
 N Neutral

Average RPI Win:	262	WON-LOST	WINNING	LAST 10	STRENGTH OF	OPP. STRENGTH	TEAM	ADJ.	CONF.	ADJ CONF.
Average RPI Loss:	114	RECORD	PCT. RANK	GAMES	SCHEDULE	OF SCHEDULE	RPI	RPI	RPI	RPI
DIV. I ONLY	15- 5	39	7- 3	287	263	132	132	24	24	
DIV. I NON-CONF.	8- 4	97	1- 2	249	290	137	137	23	23	
TOTALS	RPI 1-25	RPI 26-50	W-L RECORDS	RPI 51-100	RPI 101-150	RPI 150+				
15- 5	0- 0	0- 1	OVERALL	1- 2	0- 1	14- 1				
7- 2	0- 0	0- 0	HOME	0- 1	0- 0	7- 1				
6- 3	0- 0	0- 1	AWAY	1- 1	0- 1	5- 0				
2- 0	0- 0	0- 0	NEUTRAL	0- 0	0- 0	2- 0				
8- 4	0- 0	0- 1	NON-CONFERENCE	0- 1	0- 1	8- 1				
4- 1	0- 0	0- 0	HOME	0- 0	0- 0	4- 1				
2- 3	0- 0	0- 1	AWAY	0- 1	0- 1	2- 0				
2- 0	0- 0	0- 0	NEUTRAL	0- 0	0- 0	2- 0				
7- 1	0- 0	0- 0	CONFERENCE	1- 1	0- 0	6- 0				
3- 1	0- 0	0- 0	HOME	0- 1	0- 0	3- 0				
4- 0	0- 0	0- 0	AWAY	1- 0	0- 0	3- 0				
0- 0	0- 0	0- 0	NEUTRAL	0- 0	0- 0	0- 0				

RPI 1-25				RPI 26-50				RPI 51-100				RPI 101+				Team's RPI: 132	
RPI	S	Opponent	Score	RPI	S	Opponent	Score	RPI	S	Opponent	Score	RPI	S	Opponent	Score		
				29	A	South Fla.	60 74	81	A	Jacksonville	65 49	120	A	Arkansas	62 79		
								90	H	FGCU	71 84	208	H	SIUE	78 68		
								95	A	Chattanooga	55 66	216	N	Robert Morris	68 60		
												228	N	Weber St.	70 68		
												236	H	Tennessee St.	50 56		
												248	H	Bethune-Cookman	63 60		
												264	A	Northern Ky.	54 45		
												281	A	North Florida	62 44		
												281	H	North Florida	68 44		
												288	A	High Point	81 47		
												294	A	Lipscomb	91 66		
												295	A	Kennesaw St.	65 56		
												297	H	Eastern Ill.	72 55		
												306	H	NJIT	77 43		
												317	H	USC Upstate	80 68		
												320	H	Valparaiso	87 75		
LAST 12 Division I GAMES:																	
				281	A	North Florida	62 44	295	A	Kennesaw St.	65 56						
				81	A	Jacksonville	65 49	90	H	FGCU	71 84						
				281	H	North Florida	68 44	29	A	South Fla.	60 74						
				306	H	NJIT	77 43	236	H	Tennessee St.	50 56						
				317	H	USC Upstate	80 68	208	H	SIUE	78 68						
				294	A	Lipscomb	91 66	95	A	Chattanooga	55 66						

Non-Div I Games: Webber Int'l 92 54 Palm Beach Atl. 89 50 Warner 100 34

Stetson

Average RPI Win: 250	WON-LOST	WINNING	LAST 10	STRENGTH OF	OPP. STRENGTH	TEAM	ADJ.	CONF.	ADJ CONF.
Average RPI Loss: 168	RECORD	PCT. RANK	GAMES	SCHEDULE	OF SCHEDULE	RPI	RPI	RPI	RPI
DIV. I ONLY	9- 14	232	3- 7	238	255	252	252	22	22
DIV. I NON-CONF.	6- 6	165	1- 0	261	268	208	208	22	22
TOTALS	RPI 1-25	RPI 26-50	W-L RECORDS	RPI 51-100	RPI 101-150	RPI 150+			
9- 14	0- 0	0- 1	OVERALL	1- 3	2- 3	6- 7			
5- 5	0- 0	0- 1	HOME	1- 1	2- 1	2- 2			
3- 8	0- 0	0- 0	AWAY	0- 1	0- 2	3- 5			
1- 1	0- 0	0- 0	NEUTRAL	0- 1	0- 0	1- 0			
6- 6	0- 0	0- 1	NON-CONFERENCE	1- 1	1- 1	4- 3			
3- 2	0- 0	0- 1	HOME	1- 0	1- 0	1- 1			
2- 3	0- 0	0- 0	AWAY	0- 0	0- 1	2- 2			
1- 1	0- 0	0- 0	NEUTRAL	0- 1	0- 0	1- 0			
3- 8	0- 0	0- 0	CONFERENCE	0- 2	1- 2	2- 4			
2- 3	0- 0	0- 0	HOME	0- 1	1- 1	1- 1			
1- 5	0- 0	0- 0	AWAY	0- 1	0- 1	1- 3			
0- 0	0- 0	0- 0	NEUTRAL	0- 0	0- 0	0- 0			

RPI S	Opponent	Score	RPI S	Opponent	Score	RPI S	Opponent	Score	RPI S	Opponent	Score	Team's RPI: 252
			34 H	Syracuse	60 78	52 N	Indiana	60 74	119 H	Maine	55 41	
						92 H	Cornell	66 65	142 H	Columbia	55 53	
						100 A	New Hampshire	46 49	148 A	Iona	46 57	
						100 H	New Hampshire	45 56	150 A	Albany (NY)	54 64	
									150 H	Albany (NY)	57 75	
									168 A	Hartford	52 65	
									182 H	Hofstra	64 67	
									205 H	Binghamton	40 48	
									224 A	St. Bonaventure	37 51	
									229 A	UMBC	61 67	
									267 A	Manhattan	55 50	
									272 A	Vermont	43 53	
									305 A	Central Conn. St.	64 59	
									309 H	UMKC	57 55	
									333 A	LIU Brooklyn	48 58	
									339 A	UMass Lowell	86 44	
									339 H	UMass Lowell	83 53	
									341 N	Florida A&M	80 49	
LAST 12 Division I GAMES:												
339 A	UMass Lowell	86 44	168 A	Hartford	52 65							
150 H	Albany (NY)	57 75	339 H	UMass Lowell	83 53							
100 H	New Hampshire	45 56	119 H	Maine	55 41							
272 A	Vermont	43 53	150 A	Albany (NY)	54 64							
229 A	UMBC	61 67	100 A	New Hampshire	46 49							
205 H	Binghamton	40 48	309 H	UMKC	57 55							

Non-Div I Games: Molloy 62 53

Stony Brook

Average RPI Win: 151		WON-LOST	WINNING	LAST 10	STRENGTH OF	OPP. STRENGTH	TEAM	ADJ.	CONF.	ADJ CONF.
Average RPI Loss: 28		RECORD	PCT. RANK	GAMES	SCHEDULE	OF SCHEDULE	RPI	RPI	RPI	RPI
DIV. I ONLY		17- 7	64	8- 2	47	42	34	34	3	3
DIV. I NON-CONF.		9- 4	85	0- 1	117	78	84	84	4	4
TOTALS		RPI 1-25	RPI 26-50	W-L RECORDS		RPI 51-100	RPI 101-150	RPI 150+		
17- 7	1- 4	3- 2		OVERALL		2- 1	3- 0	8- 0		
11- 0	1- 0	2- 0		HOME		1- 0	1- 0	6- 0		
4- 4	0- 2	1- 1		AWAY		0- 1	1- 0	2- 0		
2- 3	0- 2	0- 1		NEUTRAL		1- 0	1- 0	0- 0		
9- 4	0- 2	1- 1		NON-CONFERENCE		1- 1	1- 0	6- 0		
6- 0	0- 0	1- 0		HOME		0- 0	0- 0	5- 0		
1- 1	0- 0	0- 0		AWAY		0- 1	0- 0	1- 0		
2- 3	0- 2	0- 1		NEUTRAL		1- 0	1- 0	0- 0		
8- 3	1- 2	2- 1		CONFERENCE		1- 0	2- 0	2- 0		
5- 0	1- 0	1- 0		HOME		1- 0	1- 0	1- 0		
3- 3	0- 2	1- 1		AWAY		0- 0	1- 0	1- 0		
0- 0	0- 0	0- 0		NEUTRAL		0- 0	0- 0	0- 0		

RPI S	Opponent	Score	RPI S	Opponent	Score	Team's RPI: 34	RPI S	Opponent	Score	RPI S	Opponent	Score
5	A Florida St.	58 77	31	N Ohio St.	72 77		54	N George Washington	74 71	112	A Clemson	88 62
13	A Louisville	76 91	36	H North Carolina St.	85 75		68	H Virginia	54 49	133	N Old Dominion	92 66
16	N DePaul	84 108	42	A Georgia Tech	66 75		72	A Drexel	61 62	141	H Pittsburgh	93 65
19	H Miami (FL)	81 48	45	A Virginia Tech	82 72					177	A Boston College	72 45
20	N Texas A&M	84 105	46	H Michigan St.	75 64					177	H Boston College	79 52
LAST 12 Division I GAMES:												
177	A Boston College	72 45	36	H North Carolina St.	85 75							
141	H Pittsburgh	93 65	177	H Boston College	79 52							
45	A Virginia Tech	82 72	112	A Clemson	88 62							
19	H Miami (FL)	81 48	68	H Virginia	54 49							
5	A Florida St.	58 77	13	A Louisville	76 91							
42	A Georgia Tech	66 75	20	N Texas A&M	84 105							

Non-Div I Games:

Syracuse

■ Loss,
 ■ Non-Conf,
 ■ S Site,
 ■ Home
 ■ A Away
 N Neutral

Average RPI Win:	219	WON-LOST	WINNING	LAST 10	STRENGTH OF	OPP. STRENGTH	TEAM	ADJ.	CONF.	ADJ CONF.
Average RPI Loss:	27	RECORD	PCT. RANK	GAMES	SCHEDULE	OF SCHEDULE	RPI	RPI	RPI	RPI
DIV. I ONLY	11- 11	169	3- 7	70	24	124	124	4	4	
DIV. I NON-CONF.	8- 3	67	1- 0	216	175	129	129	3	3	
TOTALS	RPI 1-25	RPI 26-50	W-L RECORDS	RPI 51-100	RPI 101-150	RPI 150+				
11- 11	0- 7	0- 1	OVERALL	1- 3	1- 0	9- 0				
10- 4	0- 2	0- 0	HOME	1- 2	1- 0	8- 0				
1- 7	0- 5	0- 1	AWAY	0- 1	0- 0	1- 0				
0- 0	0- 0	0- 0	NEUTRAL	0- 0	0- 0	0- 0				
8- 3	0- 2	0- 1	NON-CONFERENCE	0- 0	1- 0	7- 0				
8- 1	0- 1	0- 0	HOME	0- 0	1- 0	7- 0				
0- 2	0- 1	0- 1	AWAY	0- 0	0- 0	0- 0				
0- 0	0- 0	0- 0	NEUTRAL	0- 0	0- 0	0- 0				
3- 8	0- 5	0- 0	CONFERENCE	1- 3	0- 0	2- 0				
2- 3	0- 1	0- 0	HOME	1- 2	0- 0	1- 0				
1- 5	0- 4	0- 0	AWAY	0- 1	0- 0	1- 0				
0- 0	0- 0	0- 0	NEUTRAL	0- 0	0- 0	0- 0				

RPI	S	Opponent	Score	RPI	S	Opponent	Score	RPI	S	Opponent	Score	RPI	S	Opponent	Score	Team's RPI: 124
2	A	Notre Dame	59 92	26	A	LSU	61 67	55	H	Oklahoma St.	67 82	102	H	SMU	76 67	
7	A	Texas	54 83					62	H	West Virginia	61 83	154	A	Kansas	80 68	
7	H	Texas	69 77					71	A	Iowa St.	69 72	154	H	Kansas	83 68	
9	A	Baylor	54 77					71	H	Iowa St.	80 75	203	H	Texas Southern	77 48	
15	A	Oklahoma	72 87									230	H	Grambling	83 47	
20	H	Texas A&M	67 75									238	H	Butler	73 47	
21	A	Kansas St.	63 74									265	H	McNeese	74 70	
LAST 12 Division I GAMES:																
154	A	Kansas	80 68	9	A	Baylor	54 77									
71	A	Iowa St.	69 72	7	A	Texas	54 83									
7	H	Texas	69 77	55	H	Oklahoma St.	67 82									
154	H	Kansas	83 68	15	A	Oklahoma	72 87									
21	A	Kansas St.	63 74	62	H	West Virginia	61 83									
71	H	Iowa St.	80 75	310	H	Alcorn	95 39									

Non-Div I Games:

TCU

■ Loss,
 ■ Non-Conf, S Site,
 ■ Home
 ■ Away
 N Neutral

Average RPI Win:	135	WON-LOST	WINNING	LAST 10	STRENGTH OF	OPP. STRENGTH	TEAM	ADJ.	CONF.	ADJ CONF.
Average RPI Loss:	59	RECORD	PCT. RANK	GAMES	SCHEDULE	OF SCHEDULE	RPI	RPI	RPI	RPI
DIV. I ONLY	17- 5	27	8- 2	50	48	23	23	5	5	
DIV. I NON-CONF.	10- 3	54	3- 0	71	59	28	28	5	5	
TOTALS	RPI 1-25	RPI 26-50	W-L RECORDS	RPI 51-100	RPI 101-150	RPI 150+				
17- 5	1- 1	3- 2	OVERALL	1- 1	4- 0	8- 1				
8- 2	1- 1	2- 1	HOME	0- 0	1- 0	4- 0				
9- 2	0- 0	1- 1	AWAY	1- 0	3- 0	4- 1				
0- 1	0- 0	0- 0	NEUTRAL	0- 1	0- 0	0- 0				
10- 3	1- 0	1- 1	NON-CONFERENCE	1- 1	2- 0	5- 1				
5- 0	1- 0	1- 0	HOME	0- 0	0- 0	3- 0				
5- 2	0- 0	0- 1	AWAY	1- 0	2- 0	2- 1				
0- 1	0- 0	0- 0	NEUTRAL	0- 1	0- 0	0- 0				
7- 2	0- 1	2- 1	CONFERENCE	0- 0	2- 0	3- 0				
3- 2	0- 1	1- 1	HOME	0- 0	1- 0	1- 0				
4- 0	0- 0	1- 0	AWAY	0- 0	1- 0	2- 0				
0- 0	0- 0	0- 0	NEUTRAL	0- 0	0- 0	0- 0				

RPI	S	Opponent	Score	RPI	S	Opponent	Score	RPI	S	Opponent	Score	RPI	S	Opponent	Score
1	H	UConn	69 97	29	H	South Fla.	51 55	67	A	Villanova	83 48	111	A	Saint Joseph's	86 70
16	H	DePaul	84 74	35	A	Harvard	62 73	74	N	Florida	76 83	118	A	Penn	63 53
				39	A	Tulane	76 50					129	A	Tulsa	58 49
				39	H	Tulane	86 71					134	H	East Carolina	78 47
				49	H	Quinnipiac	71 68					155	A	Hampton	65 71
												161	H	La Salle	86 70
												164	A	Houston	69 57
												169	A	Memphis	73 67
												169	H	Memphis	66 51
												180	H	Fairfield	73 59
												189	A	Rutgers	48 37
												272	H	Vermont	53 39
												295	A	Kennesaw St.	79 38
LAST 12 Division I GAMES:															
39	A	Tulane	76 50	129	A	Tulsa	58 49								
1	H	UConn	69 97	134	H	East Carolina	78 47								
29	H	South Fla.	51 55	39	H	Tulane	86 71								
118	A	Penn	63 53	295	A	Kennesaw St.	79 38								
169	H	Memphis	66 51	169	A	Memphis	73 67								
164	A	Houston	69 57	180	H	Fairfield	73 59								

Non-Div I Games:

Temple

Tennessee

Through Games Of Feb. 7, 2017

Average RPI Win:	97	WON-LOST	WINNING	LAST 10	STRENGTH OF	OPP. STRENGTH	TEAM	ADJ.	CONF.	ADJ CONF.
Average RPI Loss:	46	RECORD	PCT. RANK	GAMES	SCHEDULE	OF SCHEDULE	RPI	RPI	RPI	RPI
DIV. I ONLY	15- 8	88	6- 4	4	11	14	14	2	2	
DIV. I NON-CONF.	9- 4	85	2- 0	3	35	7	7	2	2	
TOTALS	RPI 1-25	RPI 26-50	W-L RECORDS	RPI 51-100	RPI 101-150	RPI 150+				
15- 8	4- 4	2- 1	OVERALL	1- 3	4- 0	4- 0				
10- 2	3- 2	1- 0	HOME	0- 0	3- 0	3- 0				
5- 6	1- 2	1- 1	AWAY	1- 3	1- 0	1- 0				
0- 0	0- 0	0- 0	NEUTRAL	0- 0	0- 0	0- 0				
9- 4	2- 2	1- 1	NON-CONFERENCE	0- 1	2- 0	4- 0				
7- 1	2- 1	0- 0	HOME	0- 0	2- 0	3- 0				
2- 3	0- 1	1- 1	AWAY	0- 1	0- 0	1- 0				
0- 0	0- 0	0- 0	NEUTRAL	0- 0	0- 0	0- 0				
6- 4	2- 2	1- 0	CONFERENCE	1- 2	2- 0	0- 0				
3- 1	1- 1	1- 0	HOME	0- 0	1- 0	0- 0				
3- 3	1- 1	0- 0	AWAY	1- 2	1- 0	0- 0				
0- 0	0- 0	0- 0	NEUTRAL	0- 0	0- 0	0- 0				

RPI	S	Opponent	Score	RPI	S	Opponent	Score	RPI	S	Opponent	Score	RPI	S	Opponent	Score
2	H	Notre Dame	71 69	26	H	LSU	77 58	74	A	Florida	84 75	105	H	Troy	110 84
3	A	South Carolina	76 74	41	A	James Madison	81 69	84	A	Penn St.	56 70	109	A	Vanderbilt	70 57
4	H	Mississippi St.	64 74	45	A	Virginia Tech	63 67	96	A	Ole Miss	62 67	109	H	Vanderbilt	91 63
7	A	Texas	67 72					97	A	Georgia	78 81	122	H	Navy	85 55
9	H	Baylor	66 88									186	H	Appalachian St.	92 66
12	H	Stanford	59 51									187	A	ETSU	83 58
18	H	Kentucky	72 65									220	H	UNCW	90 54
25	A	Auburn	61 79									236	H	Tennessee St.	86 36
LAST 12 Division I GAMES:															
97	A	Georgia	78 81	2	H	Notre Dame	71 69	96	A	Ole Miss	62 67	4	H	Mississippi St.	64 74
26	H	LSU	77 58	74	A	Florida	84 75	109	A	Vanderbilt	70 57	18	H	Kentucky	72 65
3	A	South Carolina	76 74	109	H	Vanderbilt	91 63	220	H	UNCW	90 54				
74	A	Florida	84 75	25	A	Auburn	61 79								

Non-Div I Games:

Tennessee

■ Loss,
■ Non-Conf, S Site,
■ Home
■ Away
N Neutral

Average RPI Win:	251	WON-LOST	WINNING	LAST 10	STRENGTH OF	OPP. STRENGTH	TEAM	ADJ.	CONF.	ADJ CONF.
Average RPI Loss:	182	RECORD	PCT. RANK	GAMES	SCHEDULE	OF SCHEDULE	RPI	RPI	RPI	RPI
DIV. I ONLY	8- 12	230	4- 6	251	236	236	236	26	26	
DIV. I NON-CONF.	4- 5	198	1- 0	224	89	161	161	26	26	
TOTALS	RPI 1-25	RPI 26-50	W-L RECORDS	RPI 51-100	RPI 101-150	RPI 150+				
8- 12	0- 1	0- 0	OVERALL	0- 3	1- 0	7- 8				
5- 2	0- 0	0- 0	HOME	0- 1	0- 0	5- 1				
2- 9	0- 1	0- 0	AWAY	0- 2	1- 0	1- 6				
1- 1	0- 0	0- 0	NEUTRAL	0- 0	0- 0	1- 1				
4- 5	0- 1	0- 0	NON-CONFERENCE	0- 2	1- 0	3- 2				
1- 0	0- 0	0- 0	HOME	0- 0	0- 0	1- 0				
2- 4	0- 1	0- 0	AWAY	0- 2	1- 0	1- 1				
1- 1	0- 0	0- 0	NEUTRAL	0- 0	0- 0	1- 1				
4- 7	0- 0	0- 0	CONFERENCE	0- 1	0- 0	4- 6				
4- 2	0- 0	0- 0	HOME	0- 1	0- 0	4- 1				
0- 5	0- 0	0- 0	AWAY	0- 0	0- 0	0- 5				
0- 0	0- 0	0- 0	NEUTRAL	0- 0	0- 0	0- 0				

RPI 1-25				RPI 26-50				RPI 51-100				RPI 101+ Team's RPI: 236			
RPI	S	Opponent	Score	RPI	S	Opponent	Score	RPI	S	Opponent	Score	RPI	S	Opponent	Score
14	A	Tennessee	36 86					55	A	Oklahoma St.	48 86	132	A	Stetson	56 50
								79	H	Belmont	60 70	173	A	Xavier	54 63
								80	A	UNLV	48 69	188	H	Morehead St.	69 66
												204	N	Wisconsin	70 80
												208	A	SIUE	52 73
												247	A	Murray St.	72 80
												248	N	Bethune-Cookman	69 60
												250	A	Austin Peay	63 79
												262	H	Jacksonville St.	64 51
												263	H	UT Martin	85 80
												278	A	Tennessee Tech	59 64
												285	H	Southeast Mo. St.	67 75
												294	A	Lipscomb	77 71
												297	H	Eastern Ill.	69 58
												315	A	Eastern Ky.	62 66
												324	H	Arkansas St.	76 66
LAST 12 Division I GAMES:															
250	A	Austin Peay	63 79	315	A	Eastern Ky.	62 66								
297	H	Eastern Ill.	69 58	188	H	Morehead St.	69 66								
79	H	Belmont	60 70	263	H	UT Martin	85 80								
208	A	SIUE	52 73	285	H	Southeast Mo. St.	67 75								
262	H	Jacksonville St.	64 51	247	A	Murray St.	72 80								
278	A	Tennessee Tech	59 64	132	A	Stetson	56 50								

Non-Div I Games: Fisk 97 41

Tennessee St.

■ Loss,
 ■ Non-Conf,
 ■ S Site,
 ■ Home
 ■ A Away
 N Neutral

Average RPI Win:	275	WON-LOST	WINNING	LAST 10	STRENGTH OF	OPP. STRENGTH	TEAM	ADJ.	CONF.	ADJ CONF.
Average RPI Loss:	181	RECORD	PCT. RANK	GAMES	SCHEDULE	OF SCHEDULE	RPI	RPI	RPI	RPI
DIV. I ONLY	8- 15	259	5- 5	232	293	278	278	26	26	
DIV. I NON-CONF.	2- 10	305	0- 1	222	274	312	312	26	26	
TOTALS	RPI 1-25	RPI 26-50	W-L RECORDS	RPI 51-100	RPI 101-150	RPI 150+				
8- 15	0- 0	0- 0	OVERALL	0- 3	0- 3	8- 9				
6- 5	0- 0	0- 0	HOME	0- 1	0- 1	6- 3				
2- 10	0- 0	0- 0	AWAY	0- 2	0- 2	2- 6				
0- 0	0- 0	0- 0	NEUTRAL	0- 0	0- 0	0- 0				
2- 10	0- 0	0- 0	NON-CONFERENCE	0- 2	0- 3	2- 5				
1- 4	0- 0	0- 0	HOME	0- 1	0- 1	1- 2				
1- 6	0- 0	0- 0	AWAY	0- 1	0- 2	1- 3				
0- 0	0- 0	0- 0	NEUTRAL	0- 0	0- 0	0- 0				
6- 5	0- 0	0- 0	CONFERENCE	0- 1	0- 0	6- 4				
5- 1	0- 0	0- 0	HOME	0- 0	0- 0	5- 1				
1- 4	0- 0	0- 0	AWAY	0- 1	0- 0	1- 3				
0- 0	0- 0	0- 0	NEUTRAL	0- 0	0- 0	0- 0				

RPI 1-25			RPI 26-50			RPI 51-100				RPI 101+ Team's RPI: 278					
RPI	S	Opponent	Score	RPI	S	Opponent	Score	RPI	S	Opponent	Score	RPI	S	Opponent	Score
								76	A	IUPUI	63 77	109	A	Vanderbilt	57 89
								79	A	Belmont	75 89	139	A	Radford	46 79
								93	H	Middle Tenn.	62 73	143	H	Wright St.	54 65
												153	A	Cincinnati	38 60
												187	H	ETSU	76 82
												188	A	Morehead St.	65 79
												208	A	SIUE	49 60
												236	H	Tennessee St.	64 59
												244	A	UNC Asheville	65 77
												247	H	Murray St.	72 54
												250	H	Austin Peay	84 87
												256	H	UNCG	59 65
												262	H	Jacksonville St.	56 54
												263	H	UT Martin	81 71
												264	H	Northern Ky.	55 40
												285	A	Southeast Mo. St.	74 63
												294	A	Lipscomb	69 71
												297	A	Eastern Ill.	46 54
												315	H	Eastern Ky.	53 51
												326	A	Winthrop	73 50
LAST 12 Division I GAMES:															
				297	A	Eastern Ill.	46 54					262	H	Jacksonville St.	56 54
				263	H	UT Martin	81 71					247	H	Murray St.	72 54
				315	H	Eastern Ky.	53 51					250	H	Austin Peay	84 87
				188	A	Morehead St.	65 79					208	A	SIUE	49 60
				79	A	Belmont	75 89					285	A	Southeast Mo. St.	74 63
				236	H	Tennessee St.	64 59					294	A	Lipscomb	69 71

Non-Div I Games: Tenn. Wesleyan 54 41

Tennessee Tech

Average RPI Win: 112		WON-LOST	WINNING	LAST 10	STRENGTH OF		OPP. STRENGTH	TEAM	ADJ.	CONF.	ADJ CONF.
Average RPI Loss: 5		RECORD	PCT. RANK	GAMES	SCHEDULE		OF SCHEDULE	RPI	RPI	RPI	RPI
DIV. I ONLY		19- 4	13	10- 0	6		4	7	7	4	4
DIV. I NON-CONF.		6- 4	126	0- 0	8		26	53	53	3	3
TOTALS		RPI 1-25	RPI 26-50		W-L RECORDS		RPI 51-100	RPI 101-150		RPI 150+	
19- 4	4- 4	0- 0		OVERALL		7- 0	3- 0		5- 0		
12- 1	3- 1	0- 0		HOME		3- 0	2- 0		4- 0		
7- 2	1- 2	0- 0		AWAY		4- 0	1- 0		1- 0		
0- 1	0- 1	0- 0		NEUTRAL		0- 0	0- 0		0- 0		
6- 4	1- 4	0- 0		NON-CONFERENCE		0- 0	1- 0		4- 0		
6- 1	1- 1	0- 0		HOME		0- 0	1- 0		4- 0		
0- 2	0- 2	0- 0		AWAY		0- 0	0- 0		0- 0		
0- 1	0- 1	0- 0		NEUTRAL		0- 0	0- 0		0- 0		
13- 0	3- 0	0- 0		CONFERENCE		7- 0	2- 0		1- 0		
6- 0	2- 0	0- 0		HOME		3- 0	1- 0		0- 0		
7- 0	1- 0	0- 0		AWAY		4- 0	1- 0		1- 0		
0- 0	0- 0	0- 0		NEUTRAL		0- 0	0- 0		0- 0		

RPI	S	Opponent	Score	RPI	S	Opponent	Score	RPI	S	Opponent	Score	RPI	S	Opponent	Score
1	N	UConn	54 72					55	A	Oklahoma St.	85 71	124	A	TCU	77 69
3	H	South Carolina	67 76					55	H	Oklahoma St.	66 35	124	H	TCU	83 54
4	A	Mississippi St.	68 79					62	A	West Virginia	73 63	146	H	UTSA	76 43
9	A	Baylor	85 79					62	H	West Virginia	69 54	154	A	Kansas	66 54
12	A	Stanford	59 71					64	A	Texas Tech	77 57	195	H	New Orleans	80 48
14	H	Tennessee	72 67					64	H	Texas Tech	67 47	254	H	UTRGV	85 61
15	H	Oklahoma	86 68					71	A	Iowa St.	75 68	301	H	Northwestern St.	86 39
21	H	Kansas St.	63 58									337	H	Houston Baptist	98 46
LAST 12 Division I GAMES:															
9	A	Baylor	85 79	15	H	Oklahoma	86 68								
21	H	Kansas St.	63 58	62	A	West Virginia	73 63								
55	A	Oklahoma St.	85 71	55	H	Oklahoma St.	66 35								
62	H	West Virginia	69 54	124	H	TCU	83 54								
124	A	TCU	77 69	154	A	Kansas	66 54								
64	A	Texas Tech	77 57	71	A	Iowa St.	75 68								

Non-Div I Games:

Texas

■ Loss,
 ■ Non-Conf,
 ■ S Site,
 ■ Home
 ■ A Away
 N Neutral

Average RPI Win:	111	WON-LOST	WINNING	LAST 10	STRENGTH OF	OPP. STRENGTH	TEAM	ADJ.	CONF.	ADJ CONF.
Average RPI Loss:	62	RECORD	PCT. RANK	GAMES	SCHEDULE	OF SCHEDULE	RPI	RPI	RPI	RPI
DIV. I ONLY	17- 6	44	7- 3	29	31	20	20	2	2	
DIV. I NON-CONF.	10- 3	54	2- 0	36	102	36	36	2	2	
TOTALS	RPI 1-25	RPI 26-50	W-L RECORDS	RPI 51-100	RPI 101-150	RPI 150+				
17- 6	2- 1	3- 1	OVERALL	3- 3	6- 1	3- 0				
11- 1	1- 0	1- 0	HOME	2- 1	5- 0	2- 0				
4- 4	1- 1	1- 1	AWAY	1- 1	1- 1	0- 0				
2- 1	0- 0	1- 0	NEUTRAL	0- 1	0- 0	1- 0				
10- 3	0- 0	2- 0	NON-CONFERENCE	1- 2	4- 1	3- 0				
6- 1	0- 0	0- 0	HOME	1- 1	3- 0	2- 0				
2- 1	0- 0	1- 0	AWAY	0- 0	1- 1	0- 0				
2- 1	0- 0	1- 0	NEUTRAL	0- 1	0- 0	1- 0				
7- 3	2- 1	1- 1	CONFERENCE	2- 1	2- 0	0- 0				
5- 0	1- 0	1- 0	HOME	1- 0	2- 0	0- 0				
2- 3	1- 1	0- 1	AWAY	1- 1	0- 0	0- 0				
0- 0	0- 0	0- 0	NEUTRAL	0- 0	0- 0	0- 0				

RPI	S	Opponent	Score	RPI	S	Opponent	Score	RPI	S	Opponent	Score	RPI	S	Opponent	Score
4	A	Mississippi St.	61 71	26	H	LSU	54 52	61	N	Dayton	57 74	102	A	SMU	53 54
18	A	Kentucky	77 68	30	A	Missouri	76 78	64	H	Texas Tech	98 90	109	H	Vanderbilt	77 72
25	H	Auburn	66 61	34	N	Syracuse	105 84	74	A	Florida	67 59	110	H	SFA	63 48
				48	A	Little Rock	55 37	74	H	Florida	84 76	113	H	Central Ark.	74 49
								75	H	Southern California	62 66	120	H	Arkansas	90 65
								97	A	Georgia	59 69	124	A	TCU	75 67
												135	H	Abilene Christian	71 45
												233	N	Southern U.	81 58
												284	H	Prairie View	90 62
												303	H	A&M-Corpus Christi	84 55
LAST 12 Division I GAMES:															
25	H	Auburn	66 61	120	H	Arkansas	90 65								
74	H	Florida	84 76	18	A	Kentucky	77 68								
4	A	Mississippi St.	61 71	97	A	Georgia	59 69								
26	H	LSU	54 52	109	H	Vanderbilt	77 72								
30	A	Missouri	76 78	284	H	Prairie View	90 62								
74	A	Florida	67 59	34	N	Syracuse	105 84								

Non-Div I Games:

Texas A&M

Average RPI Win:	273	WON-LOST	WINNING	LAST 10	STRENGTH OF	OPP. STRENGTH	TEAM	ADJ.	CONF.	ADJ CONF.
Average RPI Loss:	211	RECORD	PCT. RANK	GAMES	SCHEDULE	OF SCHEDULE	RPI	RPI	RPI	RPI
DIV. I ONLY	13- 7	100	8- 2	345	310	203	203	30	30	
DIV. I NON-CONF.	5- 5	165	1- 1	332	207	203	203	30	30	
TOTALS	RPI 1-25	RPI 26-50	W-L RECORDS	RPI 51-100	RPI 101-150	RPI 150+				
13- 7	0- 0	0- 0	OVERALL	0- 0	0- 2	13- 5				
5- 1	0- 0	0- 0	HOME	0- 0	0- 0	5- 1				
7- 6	0- 0	0- 0	AWAY	0- 0	0- 2	7- 4				
1- 0	0- 0	0- 0	NEUTRAL	0- 0	0- 0	1- 0				
5- 5	0- 0	0- 0	NON-CONFERENCE	0- 0	0- 2	5- 3				
0- 1	0- 0	0- 0	HOME	0- 0	0- 0	0- 1				
4- 4	0- 0	0- 0	AWAY	0- 0	0- 2	4- 2				
1- 0	0- 0	0- 0	NEUTRAL	0- 0	0- 0	1- 0				
8- 2	0- 0	0- 0	CONFERENCE	0- 0	0- 0	8- 2				
5- 0	0- 0	0- 0	HOME	0- 0	0- 0	5- 0				
3- 2	0- 0	0- 0	AWAY	0- 0	0- 0	3- 2				
0- 0	0- 0	0- 0	NEUTRAL	0- 0	0- 0	0- 0				

RPI 1-25			RPI 26-50			RPI 51-100			RPI 101+			Team's RPI: 203
RPI	S	Opponent	Score	RPI	S	Opponent	Score	RPI	S	Opponent	Score	
								102	A	SMU	36	61
								124	A	TCU	48	77
								176	H	Rice	49	52
								184	A	Texas St.	66	53
								195	A	New Orleans	57	63
								212	H	Alabama St.	52	48
								223	N	Presbyterian	74	62
								230	H	Grambling	69	61
								233	A	Southern U.	77	71
								271	A	FIU	70	62
								283	A	Mississippi Val.	74	75
								284	A	Prairie View	70	62
								284	H	Prairie View	73	51
								287	A	UTEP	89	68
								291	A	Ark.-Pine Bluff	45	49
								303	A	A&M-Corpus Christi	61	64
								310	A	Alcorn	57	53
								337	A	Houston Baptist	50	34
								348	H	Jackson St.	62	52
								349	H	Alabama A&M	60	51
LAST 12 Division I GAMES:												
284	H	Prairie View	73	51	230	H	Grambling	69	61			
349	H	Alabama A&M	60	51	284	A	Prairie View	70	62			
212	H	Alabama St.	52	48	233	A	Southern U.	77	71			
283	A	Mississippi Val.	74	75	310	A	Alcorn	57	53			
291	A	Ark.-Pine Bluff	45	49	271	A	FIU	70	62			
348	H	Jackson St.	62	52	102	A	SMU	36	61			

Non-Div I Games: P.R.-Bayamon 64 58

Texas Southern

■ Loss,
 ■ Non-Conf,
 ■ S Site,
 ■ Home
 ■ A Away
 N Neutral

Average RPI Win:	238	WON-LOST	WINNING	LAST 10	STRENGTH OF	OPP. STRENGTH	TEAM	ADJ.	CONF.	ADJ CONF.
Average RPI Loss:	150	RECORD	PCT. RANK	GAMES	SCHEDULE	OF SCHEDULE	RPI	RPI	RPI	RPI
DIV. I ONLY	11- 9	145	6- 4	244	214	184	184	21	21	
DIV. I NON-CONF.	5- 5	165	2- 0	296	218	206	206	18	18	
TOTALS	RPI 1-25	RPI 26-50	W-L RECORDS	RPI 51-100	RPI 101-150	RPI 150+				
11- 9	0- 1	0- 0	OVERALL	1- 1	0- 3	10- 4				
6- 3	0- 0	0- 0	HOME	0- 1	0- 0	6- 2				
5- 6	0- 1	0- 0	AWAY	1- 0	0- 3	4- 2				
0- 0	0- 0	0- 0	NEUTRAL	0- 0	0- 0	0- 0				
5- 5	0- 1	0- 0	NON-CONFERENCE	0- 0	0- 2	5- 2				
3- 1	0- 0	0- 0	HOME	0- 0	0- 0	3- 1				
2- 4	0- 1	0- 0	AWAY	0- 0	0- 2	2- 1				
0- 0	0- 0	0- 0	NEUTRAL	0- 0	0- 0	0- 0				
6- 4	0- 0	0- 0	CONFERENCE	1- 1	0- 1	5- 2				
3- 2	0- 0	0- 0	HOME	0- 1	0- 0	3- 1				
3- 2	0- 0	0- 0	AWAY	1- 0	0- 1	2- 1				
0- 0	0- 0	0- 0	NEUTRAL	0- 0	0- 0	0- 0				

RPI 1-25				RPI 26-50				RPI 51-100				RPI 101+ Team's RPI: 184			
RPI	S	Opponent	Score	RPI	S	Opponent	Score	RPI	S	Opponent	Score	RPI	S	Opponent	Score
9	A	Baylor	24 90					73	A	UT Arlington	75 69	102	A	SMU	56 64
								73	H	UT Arlington	39 61	105	A	Troy	54 65
												146	A	UTSA	47 72
												164	A	Houston	61 56
												186	A	Appalachian St.	53 37
												186	H	Appalachian St.	64 66
												191	H	Louisiana	62 40
												199	A	North Texas	59 58
												203	H	Texas Southern	53 66
												240	A	Coastal Caro.	48 64
												240	H	Coastal Caro.	83 62
												251	A	South Ala.	57 44
												284	A	Prairie View	60 64
												303	H	A&M-Corpus Christi	57 50
												332	H	La.-Monroe	63 50
												335	H	Incarnate Word	67 50
												343	H	Sam Houston St.	69 46
LAST 12 Division I GAMES:															
73	A	UT Arlington	75 69	105	A	Troy	54 65								
240	A	Coastal Caro.	48 64	73	H	UT Arlington	39 61								
186	A	Appalachian St.	53 37	186	H	Appalachian St.	64 66								
191	H	Louisiana	62 40	240	H	Coastal Caro.	83 62								
332	H	La.-Monroe	63 50	199	A	North Texas	59 58								
251	A	South Ala.	57 44	343	H	Sam Houston St.	69 46								

Non-Div I Games: St. Edward's 51 65

Texas St.

Average RPI Win:	139	WON-LOST	WINNING	LAST 10	STRENGTH OF	OPP. STRENGTH	TEAM	ADJ.	CONF.	ADJ CONF.
Average RPI Loss:	41	RECORD	PCT. RANK	GAMES	SCHEDULE	OF SCHEDULE	RPI	RPI	RPI	RPI
DIV. I ONLY	11- 11	169	3- 7	11	21	64	64	4	4	
DIV. I NON-CONF.	8- 3	67	1- 0	31	120	32	32	3	3	
TOTALS	RPI 1-25	RPI 26-50	W-L RECORDS	RPI 51-100	RPI 101-150	RPI 150+				
11- 11	0- 8	0- 0	OVERALL	4- 1	4- 1	3- 1				
10- 3	0- 3	0- 0	HOME	4- 0	3- 0	3- 0				
0- 8	0- 5	0- 0	AWAY	0- 1	0- 1	0- 1				
1- 0	0- 0	0- 0	NEUTRAL	0- 0	1- 0	0- 0				
8- 3	0- 2	0- 0	NON-CONFERENCE	1- 0	4- 1	3- 0				
7- 0	0- 0	0- 0	HOME	1- 0	3- 0	3- 0				
0- 3	0- 2	0- 0	AWAY	0- 0	0- 1	0- 0				
1- 0	0- 0	0- 0	NEUTRAL	0- 0	1- 0	0- 0				
3- 8	0- 6	0- 0	CONFERENCE	3- 1	0- 0	0- 1				
3- 3	0- 3	0- 0	HOME	3- 0	0- 0	0- 0				
0- 5	0- 3	0- 0	AWAY	0- 1	0- 0	0- 1				
0- 0	0- 0	0- 0	NEUTRAL	0- 0	0- 0	0- 0				

RPI 1-25				RPI 26-50				RPI 51-100				RPI 101+			
RPI	S	Opponent	Score	RPI	S	Opponent	Score	RPI	S	Opponent	Score	RPI	S	Opponent	Score
7	A	Texas	47 67					55	H	Oklahoma St.	70 65	113	H	Central Ark.	79 45
7	H	Texas	57 77					62	A	West Virginia	79 89	115	N	Fordham	59 50
9	H	Baylor	61 79					62	H	West Virginia	75 66	120	A	Arkansas	60 66
15	A	Oklahoma	45 66					71	H	Iowa St.	75 66	138	H	North Dakota	90 80
19	A	Miami (FL)	56 74					73	H	UT Arlington	79 60	145	H	New Mexico	69 58
20	A	Texas A&M	90 98									154	A	Kansas	60 66
21	A	Kansas St.	54 68									164	H	Houston	84 60
21	H	Kansas St.	53 65									284	H	Prairie View	85 43
												310	H	Alcorn	90 37
LAST 12 Division I GAMES:															
9	H	Baylor	61 79	62	H	West Virginia	75 66								
21	H	Kansas St.	53 65	21	A	Kansas St.	54 68								
154	A	Kansas	60 66	71	H	Iowa St.	75 66								
62	A	West Virginia	79 89	55	H	Oklahoma St.	70 65								
7	H	Texas	57 77	7	A	Texas	47 67								
15	A	Oklahoma	45 66	73	H	UT Arlington	79 60								

Non-Div I Games:

Texas Tech

■ Loss,
■ Non-Conf, S Site,
■ Home
■ Away
N Neutral

Average RPI Win:	195	WON-LOST	WINNING	LAST 10	STRENGTH OF	OPP. STRENGTH	TEAM	ADJ.	CONF.	ADJ CONF.
Average RPI Loss:	59	RECORD	PCT. RANK	GAMES	SCHEDULE	OF SCHEDULE	RPI	RPI	RPI	RPI
DIV. I ONLY	13- 7	100	5- 5	85	98	87	87	10	10	
DIV. I NON-CONF.	8- 2	49	1- 1	235	61	92	92	11	11	
TOTALS	RPI 1-25	RPI 26-50	W-L RECORDS	RPI 51-100	RPI 101-150	RPI 150+				
13- 7	0- 2	0- 2	OVERALL	4- 1	1- 2	8- 0				
7- 4	0- 1	0- 1	HOME	2- 1	1- 1	4- 0				
5- 2	0- 0	0- 1	AWAY	2- 0	0- 1	3- 0				
1- 1	0- 1	0- 0	NEUTRAL	0- 0	0- 0	1- 0				
8- 2	0- 2	0- 0	NON-CONFERENCE	1- 0	1- 0	6- 0				
4- 1	0- 1	0- 0	HOME	0- 0	1- 0	3- 0				
3- 0	0- 0	0- 0	AWAY	1- 0	0- 0	2- 0				
1- 1	0- 1	0- 0	NEUTRAL	0- 0	0- 0	1- 0				
5- 5	0- 0	0- 2	CONFERENCE	3- 1	0- 2	2- 0				
3- 3	0- 0	0- 1	HOME	2- 1	0- 1	1- 0				
2- 2	0- 0	0- 1	AWAY	1- 0	0- 1	1- 0				
0- 0	0- 0	0- 0	NEUTRAL	0- 0	0- 0	0- 0				

RPI 1-25				RPI 26-50				RPI 51-100				Team's RPI: 87	RPI 101+			
RPI	S	Opponent	Score	RPI	S	Opponent	Score	RPI	S	Opponent	Score		RPI	S	Opponent	Score
2	H	Notre Dame	68 85	44	A	Ohio	55 61	61	A	Dayton	76 72		106	A	Kent St.	60 70
11	N	UCLA	73 75	44	H	Ohio	55 64	69	A	Buffalo	73 64		128	H	Ball St.	45 51
								69	H	Buffalo	85 63		147	H	Detroit	72 66
								77	H	Northern Ill.	73 77		194	A	Cleveland St.	92 59
								83	H	Central Mich.	74 72		218	H	Miami (OH)	64 50
													224	H	St. Bonaventure	74 50
													266	A	Eastern Mich.	66 49
													279	N	Davidson	76 41
													299	H	Rhode Island	65 50
													303	A	A&M-Corpus Christi	76 60
													325	H	Ill.-Chicago	79 51
LAST 12 Division I GAMES:																
				44	A	Ohio	55 61	69	A	Buffalo	73 64					
				69	H	Buffalo	85 63	218	H	Miami (OH)	64 50					
				83	H	Central Mich.	74 72	266	A	Eastern Mich.	66 49					
				106	A	Kent St.	60 70	128	H	Ball St.	45 51					
				44	H	Ohio	55 64	147	H	Detroit	72 66					
				77	H	Northern Ill.	73 77	2	H	Notre Dame	68 85					

Non-Div I Games: Madonna 99 47

Toledo

Average RPI Win: 192	WON-LOST	WINNING	LAST 10	STRENGTH OF	OPP. STRENGTH	TEAM	ADJ.	CONF.	ADJ CONF.
Average RPI Loss: 127	RECORD	PCT. RANK	GAMES	SCHEDULE	OF SCHEDULE	RPI	RPI	RPI	RPI
DIV. I ONLY	11- 11	169	4- 6	142	140	166	166	8	8
DIV. I NON-CONF.	7- 4	114	1- 0	219	288	165	165	8	8
TOTALS	RPI 1-25	RPI 26-50	W-L RECORDS	RPI 51-100	RPI 101-150	RPI 150+			
11- 11	0- 1	2- 2	OVERALL	1- 1	1- 2	7- 5			
8- 4	0- 0	1- 1	HOME	1- 0	1- 2	5- 1			
3- 7	0- 1	1- 1	AWAY	0- 1	0- 0	2- 4			
0- 0	0- 0	0- 0	NEUTRAL	0- 0	0- 0	0- 0			
7- 4	0- 1	0- 1	NON-CONFERENCE	1- 0	0- 1	6- 1			
5- 2	0- 0	0- 1	HOME	1- 0	0- 1	4- 0			
2- 2	0- 1	0- 0	AWAY	0- 0	0- 0	2- 1			
0- 0	0- 0	0- 0	NEUTRAL	0- 0	0- 0	0- 0			
4- 7	0- 0	2- 1	CONFERENCE	0- 1	1- 1	1- 4			
3- 2	0- 0	1- 0	HOME	0- 0	1- 1	1- 1			
1- 5	0- 0	1- 1	AWAY	0- 1	0- 0	0- 3			
0- 0	0- 0	0- 0	NEUTRAL	0- 0	0- 0	0- 0			

RPI 1-25				RPI 26-50				RPI 51-100				RPI 101+ Team's RPI: 166			
RPI	S	Opponent	Score	RPI	S	Opponent	Score	RPI	S	Opponent	Score	RPI	S	Opponent	Score
17	A	Maryland	63 97	27	A	Elon	55 83	72	A	Drexel	48 58	114	H	Delaware	67 73
				41	A	James Madison	60 55	92	H	Cornell	68 63	127	H	Rider	75 79
				41	H	James Madison	54 51					131	H	William & Mary	64 60
				47	H	Georgetown	59 75					157	H	George Mason	79 75
												178	A	Col. of Charleston	54 59
												178	H	Col. of Charleston	61 59
												182	H	Hofstra	61 70
												185	A	Northeastern	64 72
												220	A	UNCW	56 59
												229	A	UMBC	59 48
												231	A	Colgate	71 76
												268	H	Norfolk St.	61 58
												293	H	Coppin St.	69 65
												339	H	UMass Lowell	90 56
												342	A	Wagner	69 40
LAST 12 Division I GAMES:															
178	A	Col. of Charleston	54 59	178	H	Col. of Charleston	61 59								
27	A	Elon	55 83	182	H	Hofstra	61 70								
114	H	Delaware	67 73	41	H	James Madison	54 51								
220	A	UNCW	56 59	185	A	Northeastern	64 72								
41	A	James Madison	60 55	72	A	Drexel	48 58								
131	H	William & Mary	64 60	268	H	Norfolk St.	61 58								

Non-Div I Games:

Towson

Average RPI Win:	220	WON-LOST	WINNING	LAST 10	STRENGTH OF	OPP. STRENGTH	TEAM	ADJ.	CONF.	ADJ CONF.
Average RPI Loss:	108	RECORD	PCT. RANK	GAMES	SCHEDULE	OF SCHEDULE	RPI	RPI	RPI	RPI
DIV. I ONLY	13- 6	77	8- 2	203	146	105	105	21	21	
DIV. I NON-CONF.	5- 4	143	0- 1	150	48	109	109	18	18	
TOTALS	RPI 1-25	RPI 26-50	W-L RECORDS	RPI 51-100	RPI 101-150	RPI 150+				
13- 6	0- 2	0- 1	OVERALL	3- 1	0- 0	10- 2				
6- 2	0- 0	0- 0	HOME	2- 0	0- 0	4- 2				
5- 4	0- 0	0- 0	AWAY	0- 0	0- 0	5- 0				
2- 0	0- 0	0- 0	NEUTRAL	1- 0	0- 0	1- 0				
5- 4	0- 2	0- 0	NON-CONFERENCE	2- 1	0- 0	3- 1				
2- 1	0- 0	0- 0	HOME	1- 0	0- 0	1- 1				
1- 3	0- 2	0- 0	AWAY	0- 1	0- 0	1- 0				
2- 0	0- 0	0- 0	NEUTRAL	1- 0	0- 0	1- 0				
8- 2	0- 0	0- 1	CONFERENCE	1- 0	0- 0	7- 1				
4- 1	0- 0	0- 0	HOME	1- 0	0- 0	3- 1				
4- 1	0- 0	0- 1	AWAY	0- 0	0- 0	4- 0				
0- 0	0- 0	0- 0	NEUTRAL	0- 0	0- 0	0- 0				

RPI 1-25				RPI 26-50				RPI 51-100				RPI 101+				Team's RPI: 105
RPI	S	Opponent	Score	RPI	S	Opponent	Score	RPI	S	Opponent	Score	RPI	S	Opponent	Score	
14	A	Tennessee	84 110	48	A	Little Rock	74 77	67	N	Villanova	93 85	184	H	Texas St.	65 54	
25	A	Auburn	52 61					73	H	UT Arlington	85 68	202	H	UAB	77 81	
								79	H	Belmont	91 74	212	H	Alabama St.	95 66	
								81	A	Jacksonville	70 77	251	A	South Ala.	73 57	
												251	H	South Ala.	75 71	
												259	A	Ga. Southern	89 86	
												259	H	Ga. Southern	77 67	
												280	A	Georgia St.	87 69	
												280	H	Georgia St.	65 68	
												307	A	Nicholls St.	100 75	
												316	N	Loyola Chicago	91 67	
												324	A	Arkansas St.	83 75	
LAST 12 Division I GAMES:																
251	H	South Ala.	75 71	184	H	Texas St.	65 54	259	A	Ga. Southern	89 86	280	A	Georgia St.	87 69	
280	H	Georgia St.	65 68	251	A	South Ala.	73 57	14	A	Tennessee	84 110	202	H	UAB	77 81	
259	H	Ga. Southern	77 67													
324	A	Arkansas St.	83 75													
48	A	Little Rock	74 77													
73	H	UT Arlington	85 68													

Non-Div I Games: Armstrong St. 118 72 Thomas (GA) 110 55

Troy

Average RPI Win:	146	WON-LOST	WINNING	LAST 10	STRENGTH OF	OPP. STRENGTH	TEAM	ADJ.	CONF.	ADJ CONF.
Average RPI Loss:	39	RECORD	PCT. RANK	GAMES	SCHEDULE	OF SCHEDULE	RPI	RPI	RPI	RPI
DIV. I ONLY	15- 8	88	6- 4	41	38	39	39	5	5	
DIV. I NON-CONF.	9- 4	85	2- 0	56	32	47	47	5	5	
TOTALS	RPI 1-25	RPI 26-50	W-L RECORDS	RPI 51-100	RPI 101-150	RPI 150+				
15- 8	1- 4	1- 2	OVERALL	0- 1	7- 1	6- 0				
9- 2	1- 1	1- 1	HOME	0- 0	4- 0	3- 0				
5- 5	0- 2	0- 1	AWAY	0- 1	3- 1	2- 0				
1- 1	0- 1	0- 0	NEUTRAL	0- 0	0- 0	1- 0				
9- 4	1- 1	1- 1	NON-CONFERENCE	0- 1	4- 1	3- 0				
7- 0	1- 0	1- 0	HOME	0- 0	3- 0	2- 0				
1- 3	0- 0	0- 1	AWAY	0- 1	1- 1	0- 0				
1- 1	0- 1	0- 0	NEUTRAL	0- 0	0- 0	1- 0				
6- 4	0- 3	0- 1	CONFERENCE	0- 0	3- 0	3- 0				
2- 2	0- 1	0- 1	HOME	0- 0	1- 0	1- 0				
4- 2	0- 2	0- 0	AWAY	0- 0	2- 0	2- 0				
0- 0	0- 0	0- 0	NEUTRAL	0- 0	0- 0	0- 0				

RPI 1-25				RPI 26-50				Team's RPI: 39	RPI 51-100				RPI 101+			
RPI	S	Opponent	Score	RPI	S	Opponent	Score		RPI	S	Opponent	Score	RPI	S	Opponent	Score
1	A	UConn	56 100	26	A	LSU	51 69		93	A	Middle Tenn.	59 62	102	A	SMU	71 59
4	N	Mississippi St.	49 66	29	H	South Fla.	53 62						109	A	Vanderbilt	63 74
23	A	Temple	71 86	36	H	North Carolina St.	63 58						117	H	Southern Miss.	86 67
23	H	Temple	50 76										119	H	Maine	77 62
25	H	Auburn	61 59										129	H	Tulsa	70 65
													134	A	East Carolina	61 45
													144	H	Eastern Wash.	63 51
													146	A	UTSA	75 66
													153	A	Cincinnati	74 68
													164	A	Houston	57 49
													164	H	Houston	82 56
													230	H	Grambling	79 56
													265	H	McNeese	82 65
													266	N	Eastern Mich.	62 50
LAST 12 Division I GAMES:																
23	H	Temple	50 76	102	A	SMU	71 59									
164	A	Houston	57 49	23	A	Temple	71 86									
153	A	Cincinnati	74 68	29	H	South Fla.	53 62									
129	H	Tulsa	70 65	134	A	East Carolina	61 45									
1	A	UConn	56 100	119	H	Maine	77 62									
164	H	Houston	82 56	25	H	Auburn	61 59									

Non-Div I Games:

Tulane

Average RPI Win:	165	WON-LOST	WINNING	LAST 10	STRENGTH OF	OPP. STRENGTH	TEAM	ADJ.	CONF.	ADJ CONF.
Average RPI Loss:	85	RECORD	PCT. RANK	GAMES	SCHEDULE	OF SCHEDULE	RPI	RPI	RPI	RPI
DIV. I ONLY	8- 15	259	4- 6	37	58	129	129	5	5	
DIV. I NON-CONF.	4- 9	248	0- 2	99	118	192	192	5	5	
TOTALS	RPI 1-25	RPI 26-50	W-L RECORDS	RPI 51-100	RPI 101-150	RPI 150+				
8- 15	0- 5	0- 3	OVERALL	0- 2	5- 2	3- 3				
5- 5	0- 2	0- 1	HOME	0- 1	3- 1	2- 0				
3- 9	0- 3	0- 2	AWAY	0- 0	2- 1	1- 3				
0- 1	0- 0	0- 0	NEUTRAL	0- 1	0- 0	0- 0				
4- 9	0- 2	0- 1	NON-CONFERENCE	0- 2	2- 2	2- 2				
2- 3	0- 0	0- 1	HOME	0- 1	1- 1	1- 0				
2- 5	0- 2	0- 0	AWAY	0- 0	1- 1	1- 2				
0- 1	0- 0	0- 0	NEUTRAL	0- 1	0- 0	0- 0				
4- 6	0- 3	0- 2	CONFERENCE	0- 0	3- 0	1- 1				
3- 2	0- 2	0- 0	HOME	0- 0	2- 0	1- 0				
1- 4	0- 1	0- 2	AWAY	0- 0	1- 0	0- 1				
0- 0	0- 0	0- 0	NEUTRAL	0- 0	0- 0	0- 0				

RPI	S	Opponent	Score	RPI	S	Opponent	Score	RPI	S	Opponent	Score	RPI	S	Opponent	Score	Team's RPI: 129
1	A	UConn	50 96	29	A	South Fla.	68 84	59	H	South Dakota	68 71	102	H	SMU	66 59	
1	H	UConn	58 98	39	A	Tulane	65 70	99	N	BYU	56 71	120	H	Arkansas	50 57	
15	A	Oklahoma	68 85	48	H	Little Rock	58 63					121	H	Saint Louis	70 64	
21	A	Kansas St.	62 82									134	H	East Carolina	100 92	
23	H	Temple	49 58									136	A	Oral Roberts	68 76	
												137	A	UCF	73 62	
												145	A	New Mexico	67 64	
												164	A	Houston	66 71	
												169	H	Memphis	57 52	
												199	H	North Texas	63 58	
												200	A	Indiana St.	68 72	
												309	A	UMKC	80 70	
												324	A	Arkansas St.	80 83	
LAST 12 Division I GAMES:																
1	A	UConn	50 96	23	H	Temple	49 58									
134	H	East Carolina	100 92	29	A	South Fla.	68 84									
102	H	SMU	66 59	169	H	Memphis	57 52									
39	A	Tulane	65 70	164	A	Houston	66 71									
137	A	UCF	73 62	200	A	Indiana St.	68 72									
1	H	UConn	58 98	48	H	Little Rock	58 63									

Non-Div I Games:

Tulsa

■ Loss,
■ Non-Conf,
■ S Site,
■ H Home
■ A Away
N Neutral

Average RPI Win:	247	WON-LOST	WINNING	LAST 10	STRENGTH OF	OPP. STRENGTH	TEAM	ADJ.	CONF.	ADJ CONF.
Average RPI Loss:	125	RECORD	PCT. RANK	GAMES	SCHEDULE	OF SCHEDULE	RPI	RPI	RPI	RPI
DIV. I ONLY	10- 11	193	4- 6	178	163	202	202	14	14	
DIV. I NON-CONF.	6- 4	126	0- 0	107	214	105	105	16	16	
TOTALS	RPI 1-25	RPI 26-50	W-L RECORDS	RPI 51-100	RPI 101-150	RPI 150+				
10- 11	0- 2	0- 0	OVERALL	0- 3	1- 2	9- 4				
7- 5	0- 1	0- 0	HOME	0- 2	0- 1	7- 1				
2- 6	0- 1	0- 0	AWAY	0- 1	1- 1	1- 3				
1- 0	0- 0	0- 0	NEUTRAL	0- 0	0- 0	1- 0				
6- 4	0- 2	0- 0	NON-CONFERENCE	0- 1	1- 0	5- 1				
3- 2	0- 1	0- 0	HOME	0- 1	0- 0	3- 0				
2- 2	0- 1	0- 0	AWAY	0- 0	1- 0	1- 1				
1- 0	0- 0	0- 0	NEUTRAL	0- 0	0- 0	1- 0				
4- 7	0- 0	0- 0	CONFERENCE	0- 2	0- 2	4- 3				
4- 3	0- 0	0- 0	HOME	0- 1	0- 1	4- 1				
0- 4	0- 0	0- 0	AWAY	0- 1	0- 1	0- 2				
0- 0	0- 0	0- 0	NEUTRAL	0- 0	0- 0	0- 0				

RPI 1-25				RPI 26-50				RPI 51-100				RPI 101+ Team's RPI: 202			
RPI	S	Opponent	Score	RPI	S	Opponent	Score	RPI	S	Opponent	Score	RPI	S	Opponent	Score
5	H	Florida St.	47 93					79	H	Belmont	58 72	105	A	Troy	81 77
16	A	DePaul	80 90					81	A	Western Ky.	48 60	117	A	Southern Miss.	59 64
								93	H	Middle Tenn.	61 64	146	H	UTSA	67 82
												159	A	Louisiana Tech	63 64
												176	H	Rice	62 61
												183	A	Southern Ill.	64 49
												199	H	North Texas	58 59
												226	A	Samford	49 52
												249	A	Marshall	58 61
												251	H	South Ala.	66 41
												271	H	FIU	82 68
												283	H	Mississippi Val.	80 46
												287	H	UTEP	74 61
												288	H	High Point	75 66
												292	N	Gardner-Webb	59 49
												330	H	Fla. Atlantic	66 55
LAST 12 Division I GAMES:															
146	H	UTSA	67 82	249	A	Marshall	58 61								
287	H	UTEP	74 61	81	A	Western Ky.	48 60	176	H	Rice	62 61				
117	A	Southern Miss.	59 64					199	H	North Texas	58 59				
159	A	Louisiana Tech	63 64	93	H	Middle Tenn.	61 64	251	H	South Ala.	66 41				
271	H	FIU	82 68												
330	H	Fla. Atlantic	66 55												

Non-Div I Games: Miles 106 48

UAB

Loss, Non-Conf, S Site, H Home A Away N Neutral

Average RPI Win:	224	WON-LOST	WINNING	LAST 10	STRENGTH OF	OPP. STRENGTH	TEAM	ADJ.	CONF.	ADJ CONF.
Average RPI Loss:	81	RECORD	PCT. RANK	GAMES	SCHEDULE	OF SCHEDULE	RPI	RPI	RPI	RPI
DIV. I ONLY	16- 6	53	8- 2	205	156	98	98	25	25	
DIV. I NON-CONF.	8- 4	97	1- 1	93	69	64	64	24	24	
TOTALS	RPI 1-25	RPI 26-50	W-L RECORDS	RPI 51-100	RPI 101-150	RPI 150+				
16- 6	0- 2	0- 0	OVERALL	1- 1	3- 2	12- 1				
8- 2	0- 0	0- 0	HOME	1- 0	1- 1	6- 1				
8- 3	0- 2	0- 0	AWAY	0- 0	2- 1	6- 0				
0- 1	0- 0	0- 0	NEUTRAL	0- 1	0- 0	0- 0				
8- 4	0- 2	0- 0	NON-CONFERENCE	1- 1	3- 0	4- 1				
4- 1	0- 0	0- 0	HOME	1- 0	1- 0	2- 1				
4- 2	0- 2	0- 0	AWAY	0- 0	2- 0	2- 0				
0- 1	0- 0	0- 0	NEUTRAL	0- 1	0- 0	0- 0				
8- 2	0- 0	0- 0	CONFERENCE	0- 0	0- 2	8- 0				
4- 1	0- 0	0- 0	HOME	0- 0	0- 1	4- 0				
4- 1	0- 0	0- 0	AWAY	0- 0	0- 1	4- 0				
0- 0	0- 0	0- 0	NEUTRAL	0- 0	0- 0	0- 0				

RPI 1-25				RPI 26-50				RPI 51-100 Team's RPI: 98				RPI 101+			
RPI	S	Opponent	Score	RPI	S	Opponent	Score	RPI	S	Opponent	Score	RPI	S	Opponent	Score
6	A	Oregon St.	52 93					63	H	Montana St.	70 62	101	A	Long Beach St.	62 64
12	A	Stanford	42 68					81	N	Jacksonville	54 61	101	H	Long Beach St.	51 64
												126	H	St. Mary's (CA)	68 66
												137	A	UCF	77 71
												149	A	San Francisco	78 58
												165	H	UC Riverside	72 55
												182	H	Hofstra	60 64
												197	H	CSUN	81 65
												209	A	Pacific	95 87
												234	H	San Diego St.	75 55
												237	H	Hawaii	70 55
												246	A	UC Santa Barbara	62 48
												269	A	Cal Poly	61 53
												274	H	Portland	66 52
												276	A	Sacramento St.	110 78
												327	A	UC Irvine	89 48
												338	A	Cal St. Fullerton	70 51
												338	H	Cal St. Fullerton	59 39
LAST 12 Division I GAMES:															
246	A	UC Santa Barbara	62 48	197	H	CSUN	81 65								
269	A	Cal Poly	61 53	101	H	Long Beach St.	51 64								
338	H	Cal St. Fullerton	59 39	237	H	Hawaii	70 55								
165	H	UC Riverside	72 55	327	A	UC Irvine	89 48								
101	A	Long Beach St.	62 64	81	N	Jacksonville	54 61								
338	A	Cal St. Fullerton	70 51	137	A	UCF	77 71								

Non-Div I Games: Holy Names 91 51

UC Davis

■ Loss,
 ■ Non-Conf,
 ■ S Site,
 ■ Home
 ■ A Away
 N Neutral

Average RPI Win:	244	WON-LOST	WINNING	LAST 10	STRENGTH OF	OPP. STRENGTH	TEAM	ADJ.	CONF.	ADJ CONF.
Average RPI Loss:	188	RECORD	PCT. RANK	GAMES	SCHEDULE	OF SCHEDULE	RPI	RPI	RPI	RPI
DIV. I ONLY	2- 19	338	1- 8	207	276	327	327	25	25	
DIV. I NON-CONF.	1- 12	332	0- 3	196	298	324	324	24	24	
TOTALS	RPI 1-25	RPI 26-50	W-L RECORDS	RPI 51-100	RPI 101-150	RPI 150+				
2- 19	0- 0	0- 0	OVERALL	0- 4	0- 2	2- 13				
1- 10	0- 0	0- 0	HOME	0- 3	0- 2	1- 5				
1- 8	0- 0	0- 0	AWAY	0- 1	0- 0	1- 7				
0- 1	0- 0	0- 0	NEUTRAL	0- 0	0- 0	0- 1				
1- 12	0- 0	0- 0	NON-CONFERENCE	0- 3	0- 1	1- 8				
0- 6	0- 0	0- 0	HOME	0- 2	0- 1	0- 3				
1- 5	0- 0	0- 0	AWAY	0- 1	0- 0	1- 4				
0- 1	0- 0	0- 0	NEUTRAL	0- 0	0- 0	0- 1				
1- 7	0- 0	0- 0	CONFERENCE	0- 1	0- 1	1- 5				
1- 4	0- 0	0- 0	HOME	0- 1	0- 1	1- 2				
0- 3	0- 0	0- 0	AWAY	0- 0	0- 0	0- 3				
0- 0	0- 0	0- 0	NEUTRAL	0- 0	0- 0	0- 0				

RPI 1-25				RPI 26-50				RPI 51-100				RPI 101+ Team's RPI: 327			
RPI	S	Opponent	Score	RPI	S	Opponent	Score	RPI	S	Opponent	Score	RPI	S	Opponent	Score
								75	H	Southern California	45 83	101	H	Long Beach St.	63 68
								78	A	Gonzaga	38 102	121	H	Saint Louis	69 79
								80	H	UNLV	46 62	165	A	UC Riverside	58 76
								98	H	UC Davis	48 89	165	H	UC Riverside	58 79
												167	N	Fresno St.	45 63
												190	A	Idaho St.	54 65
												197	H	CSUN	77 52
												201	A	Utah St.	52 66
												210	A	Loyola Marymount	39 58
												237	A	Hawaii	62 79
												246	H	UC Santa Barbara	60 85
												258	A	Portland St.	73 79
												273	H	Southern Utah	58 70
												276	H	Sacramento St.	70 78
												289	H	CSU Bakersfield	66 86
												290	A	Nevada	72 59
												338	A	Cal St. Fullerton	53 64
LAST 12 Division I GAMES:															
				101	H	Long Beach St.	63 68					165	A	UC Riverside	58 76
				246	H	UC Santa Barbara	60 85					98	H	UC Davis	48 89
				237	A	Hawaii	62 79					75	H	Southern California	45 83
				165	H	UC Riverside	58 79					273	H	Southern Utah	58 70
				338	A	Cal St. Fullerton	53 64					289	H	CSU Bakersfield	66 86
				197	H	CSUN	77 52					80	H	UNLV	46 62

Non-Div I Games: Concordia (CA) 92 61

UC Irvine

■ Loss,
 ■ Non-Conf,
 ■ S Site,
 ■ H Home
 ■ A Away
 N Neutral

UC Riverside

Through Games Of Feb. 7, 2017

Average RPI Win:	264	WON-LOST	WINNING	LAST 10	STRENGTH OF	OPP. STRENGTH	TEAM	ADJ.	CONF.	ADJ CONF.
Average RPI Loss:	101	RECORD	PCT. RANK	GAMES	SCHEDULE	OF SCHEDULE	RPI	RPI	RPI	RPI
DIV. I ONLY	12- 10	149	6- 4	229	174	165	165	25	25	
DIV. I NON-CONF.	6- 7	182	1- 2	126	122	147	147	24	24	
TOTALS	RPI 1-25	RPI 26-50	W-L RECORDS	RPI 51-100	RPI 101-150	RPI 150+				
12- 10	0- 0	0- 2	OVERALL	0- 4	0- 2	12- 2				
7- 2	0- 0	0- 0	HOME	0- 1	0- 1	7- 0				
4- 8	0- 0	0- 2	AWAY	0- 3	0- 1	4- 2				
1- 0	0- 0	0- 0	NEUTRAL	0- 0	0- 0	1- 0				
6- 7	0- 0	0- 2	NON-CONFERENCE	0- 3	0- 1	6- 1				
3- 2	0- 0	0- 0	HOME	0- 1	0- 1	3- 0				
2- 5	0- 0	0- 2	AWAY	0- 2	0- 0	2- 1				
1- 0	0- 0	0- 0	NEUTRAL	0- 0	0- 0	1- 0				
6- 3	0- 0	0- 0	CONFERENCE	0- 1	0- 1	6- 1				
4- 0	0- 0	0- 0	HOME	0- 0	0- 0	4- 0				
2- 3	0- 0	0- 0	AWAY	0- 1	0- 1	2- 1				
0- 0	0- 0	0- 0	NEUTRAL	0- 0	0- 0	0- 0				

RPI S	Opponent	Score	RPI S	Opponent	Score	RPI S	Opponent	Score	RPI S	Opponent	Score	Team's RPI: 165
30	A Missouri	62 68	59	H South Dakota	55 61	101	A Long Beach St.	51 55				
40	A California	56 71	75	A Southern California	49 67	118	H Penn	55 71				
			90	A FGCU	45 60	154	A Kansas	84 90				
			98	A UC Davis	55 72	210	A Loyola Marymount	75 72				
						215	H Seattle U	58 54				
						222	H Grand Canyon	77 64				
						226	N Samford	51 48				
						234	H San Diego St.	72 44				
						237	H Hawaii	63 45				
						246	A UC Santa Barbara	54 58				
						269	A Cal Poly	72 69				
						269	H Cal Poly	68 59				
						289	A CSU Bakersfield	71 66				
						327	A UC Irvine	79 58				
						327	H UC Irvine	76 58				
						338	H Cal St. Fullerton	68 45				
LAST 12 Division I GAMES:												
269	A Cal Poly	72 69	246	A UC Santa Barbara	54 58							
237	H Hawaii	63 45	269	H Cal Poly	68 59							
101	A Long Beach St.	51 55	327	H UC Irvine	76 58							
98	A UC Davis	55 72	118	H Penn	55 71							
338	H Cal St. Fullerton	68 45	90	A FGCU	45 60							
327	A UC Irvine	79 58	226	N Samford	51 48							

Non-Div I Games:

UC Riverside

■ Loss,
 ■ Non-Conf,
 ■ S Site,
 ■ Home
 ■ A Away
 N Neutral

Average RPI Win:	260	WON-LOST	WINNING	LAST 10	STRENGTH OF	OPP. STRENGTH	TEAM	ADJ.	CONF.	ADJ CONF.
Average RPI Loss:	166	RECORD	PCT. RANK	GAMES	SCHEDULE	OF SCHEDULE	RPI	RPI	RPI	RPI
DIV. I ONLY	11- 11	169	6- 4	325	162	246	246	25	25	
DIV. I NON-CONF.	5- 8	218	2- 1	317	109	282	282	24	24	
TOTALS	RPI 1-25	RPI 26-50	W-L RECORDS	RPI 51-100	RPI 101-150	RPI 150+				
11- 11	0- 1	0- 0	OVERALL	0- 2	1- 0	10- 8				
6- 4	0- 1	0- 0	HOME	0- 1	1- 0	5- 2				
3- 7	0- 0	0- 0	AWAY	0- 1	0- 0	3- 6				
2- 0	0- 0	0- 0	NEUTRAL	0- 0	0- 0	2- 0				
5- 8	0- 1	0- 0	NON-CONFERENCE	0- 1	0- 0	5- 6				
2- 3	0- 1	0- 0	HOME	0- 0	0- 0	2- 2				
1- 5	0- 0	0- 0	AWAY	0- 1	0- 0	1- 4				
2- 0	0- 0	0- 0	NEUTRAL	0- 0	0- 0	2- 0				
6- 3	0- 0	0- 0	CONFERENCE	0- 1	1- 0	5- 2				
4- 1	0- 0	0- 0	HOME	0- 1	1- 0	3- 0				
2- 2	0- 0	0- 0	AWAY	0- 0	0- 0	2- 2				
0- 0	0- 0	0- 0	NEUTRAL	0- 0	0- 0	0- 0				

RPI 1-25				RPI 26-50				RPI 51-100				RPI 101+ Team's RPI: 246			
RPI	S	Opponent	Score	RPI	S	Opponent	Score	RPI	S	Opponent	Score	RPI	S	Opponent	Score
11	H	UCLA	52 71					71	A	Iowa St.	60 77	101	H	Long Beach St.	65 60
								98	H	UC Davis	48 62	151	H	Yale	60 64
												158	H	Santa Clara	58 69
												165	H	UC Riverside	58 54
												167	A	Fresno St.	50 49
												197	A	CSUN	61 75
												210	A	Loyola Marymount	55 57
												215	A	Seattle U	53 58
												217	A	San Diego	63 77
												234	A	San Diego St.	70 84
												237	H	Hawaii	74 62
												269	A	Cal Poly	67 78
												282	N	North Dakota St.	66 59
												296	H	Northern Ariz.	60 51
												303	N	A&M-Corpus Christi	66 60
												308	H	Pepperdine	66 57
												327	A	UC Irvine	85 60
												338	A	Cal St. Fullerton	56 49
												338	H	Cal St. Fullerton	57 37
LAST 12 Division I GAMES:															
98	H	UC Davis	48 62	165	H	UC Riverside	58 54								
338	H	Cal St. Fullerton	57 37	338	A	Cal St. Fullerton	56 49								
327	A	UC Irvine	85 60	269	A	Cal Poly	67 78								
197	A	CSUN	61 75	151	H	Yale	60 64								
237	H	Hawaii	74 62	282	N	North Dakota St.	66 59								
101	H	Long Beach St.	65 60	303	N	A&M-Corpus Christi	66 60								

Non-Div I Games:

UC Santa Barbara

■ Loss,
■ Non-Conf,
■ S Site,
■ Home
■ A Away
N Neutral

UCF				STRENGTH OF SCHEDULE	OPP. STRENGTH OF SCHEDULE	TEAM RPI	ADJ. RPI	CONF. RPI	ADJ CONF. RPI
Average RPI Win:	218	WON-LOST RECORD	WINNING PCT. RANK						
Average RPI Loss:	104		LAST 10 GAMES						
DIV. I ONLY	13- 9	125	3- 7	172	111	137	137	5	5
DIV. I NON-CONF.	10- 3	54	2- 1	223	247	108	108	5	5

TOTALS	RPI 1-25	RPI 26-50	W-L RECORDS	RPI 51-100	RPI 101-150	RPI 150+			
13- 9	0- 1	0- 1	OVERALL	0- 2	2- 2	11- 3			
7- 5	0- 1	0- 1	HOME	0- 1	1- 1	6- 1			
6- 4	0- 0	0- 0	AWAY	0- 1	1- 1	5- 2			
0- 0	0- 0	0- 0	NEUTRAL	0- 0	0- 0	0- 0			
10- 3	0- 0	0- 1	NON-CONFERENCE	0- 2	1- 0	9- 0			
6- 2	0- 0	0- 1	HOME	0- 1	1- 0	5- 0			
4- 1	0- 0	0- 0	AWAY	0- 1	0- 0	4- 0			
0- 0	0- 0	0- 0	NEUTRAL	0- 0	0- 0	0- 0			
3- 6	0- 1	0- 0	CONFERENCE	0- 0	1- 2	2- 3			
1- 3	0- 1	0- 0	HOME	0- 0	0- 1	1- 1			
2- 3	0- 0	0- 0	AWAY	0- 0	1- 1	1- 2			
0- 0	0- 0	0- 0	NEUTRAL	0- 0	0- 0	0- 0			

RPI 1-25				RPI 26-50				RPI 51-100				RPI 101+ Team's RPI: 137			
RPI	S	Opponent	Score	RPI	S	Opponent	Score	RPI	S	Opponent	Score	RPI	S	Opponent	Score
1	H	UConn	48 84	45	H	Virginia Tech	64 67	69	A	Buffalo	65 66	102	A	SMU	58 63
								98	H	UC Davis	71 77	127	H	Rider	49 30
												129	H	Tulsa	62 73
												134	A	East Carolina	54 42
												153	A	Cincinnati	57 63
												153	H	Cincinnati	64 44
												162	H	Omaha	81 41
												164	A	Houston	62 48
												169	A	Memphis	59 65
												169	H	Memphis	62 65
												238	A	Butler	66 59
												248	H	Bethune-Cookman	70 43
												250	H	Austin Peay	61 43
												251	H	South Ala.	70 58
												259	A	Ga. Southern	74 54
												271	A	FIU	69 52
												279	A	Davidson	57 38
												292	H	Gardner-Webb	66 52
LAST 12 Division I GAMES:															
102	A	SMU	58 63	169	H	Memphis	62 65	153	A	Cincinnati	57 63	1	H	UConn	48 84
169	A	Memphis	59 65	153	A	Cincinnati	57 63	98	H	UC Davis	71 77	162	H	Omaha	81 41
153	H	Cincinnati	64 44	1	H	UConn	48 84	162	H	Omaha	81 41	259	A	Ga. Southern	74 54
129	H	Tulsa	62 73	98	H	UC Davis	71 77								
134	A	East Carolina	54 42												
164	A	Houston	62 48												

Non-Div I Games:

UCF

■ Loss,
 ■ Non-Conf,
 S Site,
 ■ Home
 ■ Away
 N Neutral

Average RPI Win:	119	WON-LOST	WINNING	LAST 10	STRENGTH OF	OPP. STRENGTH	TEAM	ADJ.	CONF.	ADJ CONF.
Average RPI Loss:	23	RECORD	PCT. RANK	GAMES	SCHEDULE	OF SCHEDULE	RPI	RPI	RPI	RPI
DIV. I ONLY	18- 5	23	7- 3	17	15	11	11	1	1	
DIV. I NON-CONF.	9- 2	37	0- 0	46	81	12	12	1	1	
TOTALS	RPI 1-25	RPI 26-50	W-L RECORDS	RPI 51-100	RPI 101-150	RPI 150+				
18- 5	3- 3	3- 1	OVERALL	5- 1	1- 0	6- 0				
12- 0	2- 0	2- 0	HOME	3- 0	1- 0	4- 0				
4- 5	1- 3	0- 1	AWAY	1- 1	0- 0	2- 0				
2- 0	0- 0	1- 0	NEUTRAL	1- 0	0- 0	0- 0				
9- 2	0- 2	2- 0	NON-CONFERENCE	1- 0	0- 0	6- 0				
5- 0	0- 0	1- 0	HOME	0- 0	0- 0	4- 0				
2- 2	0- 2	0- 0	AWAY	0- 0	0- 0	2- 0				
2- 0	0- 0	1- 0	NEUTRAL	1- 0	0- 0	0- 0				
9- 3	3- 1	1- 1	CONFERENCE	4- 1	1- 0	0- 0				
7- 0	2- 0	1- 0	HOME	3- 0	1- 0	0- 0				
2- 3	1- 1	0- 1	AWAY	1- 1	0- 0	0- 0				
0- 0	0- 0	0- 0	NEUTRAL	0- 0	0- 0	0- 0				

RPI 1-25				Team's RPI: 11		RPI 26-50				RPI 51-100				RPI 101+			
RPI	S	Opponent	Score	RPI	S	Opponent	Score	RPI	S	Opponent	Score	RPI	S	Opponent	Score		
3	A	South Carolina	57 66	28	H	Michigan	84 64	56	A	Washington St.	73 82	125	H	Arizona	69 49		
6	H	Oregon St.	66 56	37	H	Oregon	79 63	70	H	Utah	67 56	209	H	Pacific	82 55		
8	A	Washington	70 82	40	A	California	77 80	75	A	Southern California	74 59	233	H	Southern U.	95 47		
9	A	Baylor	70 84	50	N	Iowa	78 65	75	H	Southern California	71 67	237	H	Hawaii	72 49		
12	A	Stanford	85 76					87	N	Toledo	75 73	246	A	UC Santa Barbara	71 52		
24	H	Arizona St.	69 60					89	H	Colorado	87 74	269	H	Cal Poly	80 64		
												277	A	N.C. A&T	83 42		
LAST 12 Division I GAMES:																	
				12	A	Stanford	85 76	37	H	Oregon	79 63						
				40	A	California	77 80	6	H	Oregon St.	66 56						
				125	H	Arizona	69 49	8	A	Washington	70 82						
				24	H	Arizona St.	69 60	56	A	Washington St.	73 82						
				75	H	Southern California	71 67	89	H	Colorado	87 74						
				75	A	Southern California	74 59	70	H	Utah	67 56						

Non-Div I Games:

UCLA

■ Loss,
■ Non-Conf,
■ S Site,
■ H Home
■ A Away
N Neutral

Average RPI Win:	71	WON-LOST	WINNING	LAST 10	STRENGTH OF	OPP. STRENGTH	TEAM	ADJ.	CONF.	ADJ CONF.
Average RPI Loss:	0	RECORD	PCT. RANK	GAMES	SCHEDULE	OF SCHEDULE	RPI	RPI	RPI	RPI
DIV. I ONLY	23- 0	1	10- 0	1	1	1	1	1	5	5
DIV. I NON-CONF.	12- 0	1	1- 0	1	1	1	1	1	5	5
TOTALS	RPI 1-25	RPI 26-50	W-L RECORDS	RPI 51-100	RPI 101-150	RPI 150+				
23- 0	8- 0	4- 0	OVERALL	2- 0	6- 0	3- 0				
10- 0	2- 0	3- 0	HOME	2- 0	2- 0	1- 0				
12- 0	5- 0	1- 0	AWAY	0- 0	4- 0	2- 0				
1- 0	1- 0	0- 0	NEUTRAL	0- 0	0- 0	0- 0				
12- 0	7- 0	2- 0	NON-CONFERENCE	2- 0	0- 0	1- 0				
5- 0	2- 0	1- 0	HOME	2- 0	0- 0	0- 0				
6- 0	4- 0	1- 0	AWAY	0- 0	0- 0	1- 0				
1- 0	1- 0	0- 0	NEUTRAL	0- 0	0- 0	0- 0				
11- 0	1- 0	2- 0	CONFERENCE	0- 0	6- 0	2- 0				
5- 0	0- 0	2- 0	HOME	0- 0	2- 0	1- 0				
6- 0	1- 0	0- 0	AWAY	0- 0	4- 0	1- 0				
0- 0	0- 0	0- 0	NEUTRAL	0- 0	0- 0	0- 0				

RPI	S	Opponent	Score	RPI	S	Opponent	Score	RPI	S	Opponent	Score	RPI	S	Opponent	Score
2	A	Notre Dame	72 61	26	A	LSU	76 53	61	H	Dayton	98 65	102	A	SMU	88 48
5	A	Florida St.	78 76	29	H	South Fla.	102 37	95	H	Chattanooga	80 43	129	A	Tulsa	98 58
7	N	Texas	72 54	31	H	Ohio St.	82 63					129	H	Tulsa	96 50
9	H	Baylor	72 61	39	H	Tulane	100 56					134	A	East Carolina	91 44
16	H	DePaul	91 46									134	H	East Carolina	90 45
17	A	Maryland	87 81									137	A	UCF	84 48
21	A	Kansas St.	75 58									153	A	Cincinnati	96 49
23	A	Temple	97 69									164	H	Houston	91 42
												179	A	Nebraska	84 41
LAST 12 Division I GAMES:															
153	A	Cincinnati	96 49	129	A	Tulsa	98 58								
129	H	Tulsa	96 50	102	A	SMU	88 48								
23	A	Temple	97 69	29	H	South Fla.	102 37								
164	H	Houston	91 42	134	H	East Carolina	90 45								
134	A	East Carolina	91 44	137	A	UCF	84 48								
39	H	Tulane	100 56	17	A	Maryland	87 81								

Non-Div I Games:

UConn

Average RPI Win:	235	WON-LOST	WINNING	LAST 10	STRENGTH OF	OPP. STRENGTH	TEAM	ADJ.	CONF.	ADJ CONF.
Average RPI Loss:	169	RECORD	PCT. RANK	GAMES	SCHEDULE	OF SCHEDULE	RPI	RPI	RPI	RPI
DIV. I ONLY	10- 12	202	6- 4	240	240	229	229	22	22	
DIV. I NON-CONF.	4- 8	230	2- 0	269	279	287	287	22	22	
TOTALS	RPI 1-25	RPI 26-50	W-L RECORDS	RPI 51-100	RPI 101-150	RPI 150+				
10- 12	0- 1	0- 0	OVERALL	0- 2	3- 1	7- 8				
6- 6	0- 0	0- 0	HOME	0- 0	1- 0	5- 6				
3- 6	0- 1	0- 0	AWAY	0- 2	2- 1	1- 2				
1- 0	0- 0	0- 0	NEUTRAL	0- 0	0- 0	1- 0				
4- 8	0- 1	0- 0	NON-CONFERENCE	0- 1	1- 0	3- 6				
1- 5	0- 0	0- 0	HOME	0- 0	0- 0	1- 5				
2- 3	0- 1	0- 0	AWAY	0- 1	1- 0	1- 1				
1- 0	0- 0	0- 0	NEUTRAL	0- 0	0- 0	1- 0				
6- 4	0- 0	0- 0	CONFERENCE	0- 1	2- 1	4- 2				
5- 1	0- 0	0- 0	HOME	0- 0	1- 0	4- 1				
1- 3	0- 0	0- 0	AWAY	0- 1	1- 1	0- 1				
0- 0	0- 0	0- 0	NEUTRAL	0- 0	0- 0	0- 0				

RPI 1-25				RPI 26-50				RPI 51-100				RPI 101+ Team's RPI: 229			
RPI	S	Opponent	Score	RPI	S	Opponent	Score	RPI	S	Opponent	Score	RPI	S	Opponent	Score
17	A	Maryland	42 92					68	A	Virginia	30 56	119	A	Maine	40 72
								100	A	New Hampshire	50 60	119	H	Maine	66 62
												142	A	Columbia	67 56
												150	A	Albany (NY)	64 56
												166	H	Towson	48 59
												168	H	Hartford	73 80
												174	H	Princeton	58 69
												175	A	American	53 70
												205	A	Binghamton	62 69
												205	H	Binghamton	53 45
												241	H	UMES	57 70
												242	H	Loyola Maryland	65 70
												243	N	Liberty	62 51
												252	H	Stony Brook	67 61
												272	H	Vermont	69 66
												293	H	Coppin St.	73 63
												333	A	LIU Brooklyn	57 45
												339	H	UMass Lowell	79 72
												347	H	Morgan St.	61 69
LAST 12 Division I GAMES:															
119	H	Maine	66 62	272	H	Vermont	69 66								
205	H	Binghamton	53 45	168	H	Hartford	73 80								
100	A	New Hampshire	50 60	119	A	Maine	40 72								
252	H	Stony Brook	67 61	205	A	Binghamton	62 69								
339	H	UMass Lowell	79 72	293	H	Coppin St.	73 63								
150	A	Albany (NY)	64 56	243	N	Liberty	62 51								

Non-Div I Games: Gettysburg 71 51

UMBC

Loss, Non-Conf, S Site, H Home A Away N Neutral

Average RPI Win:	253	WON-LOST	WINNING	LAST 10	STRENGTH OF	OPP. STRENGTH	TEAM	ADJ.	CONF.	ADJ CONF.
Average RPI Loss:	219	RECORD	PCT. RANK	GAMES	SCHEDULE	OF SCHEDULE	RPI	RPI	RPI	RPI
DIV. I ONLY	8- 11	216	3- 7	303	321	241	241	32	32	
DIV. I NON-CONF.	5- 5	165	1- 2	174	249	114	114	31	31	
TOTALS	RPI 1-25	RPI 26-50	W-L RECORDS	RPI 51-100	RPI 101-150	RPI 150+				
8- 11	0- 1	0- 1	OVERALL	0- 1	0- 1	8- 7				
1- 4	0- 0	0- 0	HOME	0- 0	0- 0	1- 4				
6- 7	0- 1	0- 1	AWAY	0- 1	0- 1	6- 3				
1- 0	0- 0	0- 0	NEUTRAL	0- 0	0- 0	1- 0				
5- 5	0- 1	0- 1	NON-CONFERENCE	0- 1	0- 1	5- 1				
1- 0	0- 0	0- 0	HOME	0- 0	0- 0	1- 0				
3- 5	0- 1	0- 1	AWAY	0- 1	0- 1	3- 1				
1- 0	0- 0	0- 0	NEUTRAL	0- 0	0- 0	1- 0				
3- 6	0- 0	0- 0	CONFERENCE	0- 0	0- 0	3- 6				
0- 4	0- 0	0- 0	HOME	0- 0	0- 0	0- 4				
3- 2	0- 0	0- 0	AWAY	0- 0	0- 0	3- 2				
0- 0	0- 0	0- 0	NEUTRAL	0- 0	0- 0	0- 0				

RPI 1-25				RPI 26-50				RPI 51-100				RPI 101+ Team's RPI: 241			
RPI	S	Opponent	Score	RPI	S	Opponent	Score	RPI	S	Opponent	Score	RPI	S	Opponent	Score
17	A	Maryland	61 106	36	A	North Carolina St.	58 77	68	A	Virginia	50 60	134	A	East Carolina	58 66
												155	A	Hampton	68 65
												213	N	Saint Francis (PA)	90 82
												229	A	UMBC	70 57
												248	A	Bethune-Cookman	59 56
												255	H	Howard	71 72
												256	H	UNCG	60 53
												260	H	Savannah St.	58 59
												277	A	N.C. A&T	60 57
												293	H	Coppin St.	49 55
												317	A	USC Upstate	63 76
												318	A	Mt. St. Mary's	63 52
												330	A	Fla. Atlantic	76 59
												340	H	South Carolina St.	60 67
												341	A	Florida A&M	49 59
												344	A	N.C. Central	59 68
LAST 12 Division I GAMES:															
293	H	Coppin St.	49 55	255	H	Howard	71 72								
155	A	Hampton	68 65	277	A	N.C. A&T	60 57								
260	H	Savannah St.	58 59	344	A	N.C. Central	59 68								
340	H	South Carolina St.	60 67	317	A	USC Upstate	63 76								
341	A	Florida A&M	49 59	68	A	Virginia	50 60								
248	A	Bethune-Cookman	59 56	330	A	Fla. Atlantic	76 59								

Non-Div I Games: Cheyney 75 38

UMES

■ Loss,
 ■ Non-Conf,
 ■ S Site,
 ■ Home
 ■ A Away
 N Neutral

Average RPI Win:	252	WON-LOST	WINNING	LAST 10	STRENGTH OF	OPP. STRENGTH	TEAM	ADJ.	CONF.	ADJ CONF.
Average RPI Loss:	190	RECORD	PCT. RANK	GAMES	SCHEDULE	OF SCHEDULE	RPI	RPI	RPI	RPI
DIV. I ONLY	4- 15	313	1- 9	168	338	309	309	29	29	
DIV. I NON-CONF.	3- 8	262	0- 4	169	278	266	266	29	29	
TOTALS	RPI 1-25	RPI 26-50	W-L RECORDS	RPI 51-100	RPI 101-150	RPI 150+				
4- 15	0- 0	0- 0	OVERALL	0- 2	1- 1	3- 12				
2- 9	0- 0	0- 0	HOME	0- 2	0- 1	2- 6				
2- 6	0- 0	0- 0	AWAY	0- 0	1- 0	1- 6				
0- 0	0- 0	0- 0	NEUTRAL	0- 0	0- 0	0- 0				
3- 8	0- 0	0- 0	NON-CONFERENCE	0- 2	1- 1	2- 5				
1- 6	0- 0	0- 0	HOME	0- 2	0- 1	1- 3				
2- 2	0- 0	0- 0	AWAY	0- 0	1- 0	1- 2				
0- 0	0- 0	0- 0	NEUTRAL	0- 0	0- 0	0- 0				
1- 7	0- 0	0- 0	CONFERENCE	0- 0	0- 0	1- 7				
1- 3	0- 0	0- 0	HOME	0- 0	0- 0	1- 3				
0- 4	0- 0	0- 0	AWAY	0- 0	0- 0	0- 4				
0- 0	0- 0	0- 0	NEUTRAL	0- 0	0- 0	0- 0				

RPI 1-25			RPI 26-50			RPI 51-100			RPI 101+ Team's RPI: 309		
RPI	S	Opponent	Score	RPI	S	Opponent	Score	RPI	S	Opponent	Score
								77	H	Northern Ill.	75 86
								91	H	Western Ill.	65 78
								129	H	Tulsa	70 80
								135	A	Abilene Christian	71 68
								161	A	La Salle	59 64
								162	H	Omaha	57 80
								162	H	Western Mich.	54 66
								183	H	Southern Ill.	69 77
								193	A	Wichita St.	56 54
								196	A	New Mexico St.	72 78
								196	H	New Mexico St.	43 60
								215	H	Seattle U	65 75
								222	A	Grand Canyon	64 75
								252	A	Stony Brook	55 57
								254	A	UTRGV	39 74
								254	H	UTRGV	52 63
								289	A	CSU Bakersfield	33 52
								331	H	Utah Valley	66 63
								347	H	Morgan St.	64 56
LAST 12 Division I GAMES:											
254	H	UTRGV	52 63	254	A	UTRGV	39 74				
289	A	CSU Bakersfield	33 52	196	A	New Mexico St.	72 78				
222	A	Grand Canyon	64 75	252	A	Stony Brook	55 57				
196	H	New Mexico St.	43 60	161	A	La Salle	59 64				
331	H	Utah Valley	66 63	77	H	Northern Ill.	75 86				
215	H	Seattle U	65 75	183	H	Southern Ill.	69 77				

Non-Div I Games: Cent. Christian (KS111 43 Mo.-St. Louis 60 45

UMKC

Loss, Non-Conf, S Site, H Home A Away N Neutral

Average RPI Win:	289	WON-LOST	WINNING	LAST 10	STRENGTH OF	OPP. STRENGTH	TEAM	ADJ.	CONF.	ADJ CONF.
Average RPI Loss:	199	RECORD	PCT. RANK	GAMES	SCHEDULE	OF SCHEDULE	RPI	RPI	RPI	RPI
DIV. I ONLY	2- 21	343	0- 10	268	275	339	339	22	22	
DIV. I NON-CONF.	2- 10	305	0- 0	302	326	344	344	22	22	
TOTALS	RPI 1-25	RPI 26-50	W-L RECORDS	RPI 51-100	RPI 101-150	RPI 150+				
2- 21	0- 1	0- 0	OVERALL	0- 2	0- 4	2- 14				
2- 9	0- 0	0- 0	HOME	0- 1	0- 2	2- 6				
0- 12	0- 1	0- 0	AWAY	0- 1	0- 2	0- 8				
0- 0	0- 0	0- 0	NEUTRAL	0- 0	0- 0	0- 0				
2- 10	0- 1	0- 0	NON-CONFERENCE	0- 1	0- 1	2- 7				
2- 3	0- 0	0- 0	HOME	0- 0	0- 0	2- 3				
0- 7	0- 1	0- 0	AWAY	0- 1	0- 1	0- 4				
0- 0	0- 0	0- 0	NEUTRAL	0- 0	0- 0	0- 0				
0- 11	0- 0	0- 0	CONFERENCE	0- 1	0- 3	0- 7				
0- 6	0- 0	0- 0	HOME	0- 1	0- 2	0- 3				
0- 5	0- 0	0- 0	AWAY	0- 0	0- 1	0- 4				
0- 0	0- 0	0- 0	NEUTRAL	0- 0	0- 0	0- 0				

RPI 1-25				RPI 26-50				RPI 51-100				RPI 101+ Team's RPI: 339			
RPI	S	Opponent	Score	RPI	S	Opponent	Score	RPI	S	Opponent	Score	RPI	S	Opponent	Score
17	A	Maryland	44 100					52	A	Indiana	45 79	119	H	Maine	44 65
								100	H	New Hampshire	57 76	142	A	Columbia	57 76
												150	A	Albany (NY)	69 93
												150	H	Albany (NY)	60 79
												166	A	Towson	56 90
												168	A	Hartford	59 80
												180	H	Fairfield	41 65
												205	A	Binghamton	54 69
												205	H	Binghamton	48 58
												229	A	UMBC	72 79
												231	H	Colgate	82 77
												252	A	Stony Brook	53 83
												252	H	Stony Brook	44 86
												272	H	Vermont	46 61
												275	A	Boston U.	56 66
												299	H	Rhode Island	57 64
												300	A	Bryant	62 73
												304	A	Holy Cross	47 62
												336	H	Longwood	59 72
												346	H	Fairleigh Dickinson	61 55
LAST 12 Division I GAMES:															
252	H	Stony Brook	44 86	252	A	Stony Brook	53 83								
205	A	Binghamton	54 69	168	A	Hartford	59 80								
150	H	Albany (NY)	60 79	119	H	Maine	44 65								
100	H	New Hampshire	57 76	205	H	Binghamton	48 58								
229	A	UMBC	72 79	150	A	Albany (NY)	69 93								
272	H	Vermont	46 61	300	A	Bryant	62 73								

Non-Div I Games: Keene St. 74 48

UMass Lowell

■ Loss,
 ■ Non-Conf,
 ■ S Site,
 ■ H Home
 ■ A Away
 N Neutral

UNC Asheville

Through Games Of Feb. 7, 2017

Average RPI Win:	275	WON-LOST	WINNING	LAST 10	STRENGTH OF	OPP. STRENGTH	TEAM	ADJ.	CONF.	ADJ CONF.
Average RPI Loss:	190	RECORD	PCT. RANK	GAMES	SCHEDULE	OF SCHEDULE	RPI	RPI	RPI	RPI
DIV. I ONLY	10- 11	193	5- 5	305	304	244	244	28	28	
DIV. I NON-CONF.	5- 5	165	0- 1	214	269	166	166	28	28	
TOTALS	RPI 1-25	RPI 26-50	W-L RECORDS	RPI 51-100	RPI 101-150	RPI 150+				
10- 11	0- 0	0- 2	OVERALL	0- 0	0- 2	10- 7				
5- 4	0- 0	0- 0	HOME	0- 0	0- 1	5- 3				
5- 6	0- 0	0- 1	AWAY	0- 0	0- 1	5- 1				
0- 1	0- 0	0- 1	NEUTRAL	0- 0	0- 0	0- 0				
5- 5	0- 0	0- 2	NON-CONFERENCE	0- 0	0- 1	5- 2				
3- 0	0- 0	0- 0	HOME	0- 0	0- 0	3- 0				
2- 4	0- 0	0- 1	AWAY	0- 0	0- 1	2- 2				
0- 1	0- 0	0- 1	NEUTRAL	0- 0	0- 0	0- 0				
5- 6	0- 0	0- 0	CONFERENCE	0- 0	0- 1	5- 5				
2- 4	0- 0	0- 0	HOME	0- 0	0- 1	2- 3				
3- 2	0- 0	0- 0	AWAY	0- 0	0- 0	3- 2				
0- 0	0- 0	0- 0	NEUTRAL	0- 0	0- 0	0- 0				

RPI S	Opponent	Score	RPI S	Opponent	Score	RPI S	Opponent	Score	RPI S	Opponent	Score	Team's RPI: 244
35	N Harvard	62 79	45	A Virginia Tech	52 71				115	A Fordham	42 55	
									139	H Radford	62 64	
									186	A Appalachian St.	51 81	
									221	H Campbell	55 61	
									223	A Presbyterian	67 60	
									223	H Presbyterian	47 52	
									235	H Wofford	84 65	
									243	H Liberty	64 54	
									253	H Charleston So.	56 47	
									256	A UNCG	77 63	
									257	A Furman	51 63	
									278	H Tennessee Tech	77 65	
									286	H Western Caro.	62 53	
									288	A High Point	70 81	
									288	H High Point	60 76	
									292	A Gardner-Webb	52 55	
									317	A USC Upstate	70 59	
									326	A Winthrop	68 53	
									336	A Longwood	80 53	
LAST 12 Division I GAMES:												
223	H Presbyterian	47 52	292	A Gardner-Webb	52 55							
288	A High Point	70 81	288	H High Point	60 76							
253	H Charleston So.	56 47	326	A Winthrop	68 53							
139	H Radford	62 64	336	A Longwood	80 53							
223	A Presbyterian	67 60	221	H Campbell	55 61							
243	H Liberty	64 54	115	A Fordham	42 55							

Non-Div I Games: Warren Wilson 113 51

UNC Asheville

Loss, Non-Conf, S Site, H Home A Away N Neutral

RPI 1-25				RPI 26-50				RPI 51-100				RPI 101+				Team's RPI: 256	
RPI	S	Opponent	Score	RPI	S	Opponent	Score	RPI	S	Opponent	Score	RPI	S	Opponent	Score		
								95	A	Chattanooga	55	58	104	H	Mercer	64	77
													123	A	VCU	54	65
													139	H	Radford	54	70
													187	A	ETSU	52	60
													223	H	Presbyterian	62	69
													226	H	Samford	64	40
													235	A	Wofford	48	54
													235	H	Wofford	67	61
													241	A	UMES	53	60
													244	H	UNC Asheville	63	77
													247	A	Murray St.	70	81
													257	A	Furman	55	65
													257	H	Furman	65	52
													268	H	Norfolk St.	59	52
													278	A	Tennessee Tech	65	59
													286	H	Western Caro.	62	45
													288	A	High Point	69	67
													315	H	Eastern Ky.	81	66
													344	A	N.C. Central	64	51
LAST 12 Division I GAMES:																	
				257	H	Furman	65	52	104	H	Mercer	64	77				
				235	H	Wofford	67	61	235	A	Wofford	48	54				
				286	H	Western Caro.	62	45	257	A	Furman	55	65				
				95	A	Chattanooga	55	58	288	A	High Point	69	67				
				187	A	ETSU	52	60	315	H	Eastern Ky.	81	66				
				226	H	Samford	64	40	268	H	Norfolk St.	59	52				

Loss, Non-Conf, S Site, H Home A Away N Neutral

U

W

W

U

UNI				STRENGTH OF SCHEDULE	OPP. STRENGTH OF SCHEDULE	TEAM RPI	ADJ. RPI	CONF. RPI	ADJ CONF. RPI
Average RPI Win:	189	WON-LOST RECORD	WINNING PCT. RANK						
Average RPI Loss:	72		LAST 10 GAMES						
DIV. I ONLY	15- 6	61	8- 2	117	105	57	57	16	16
DIV. I NON-CONF.	6- 4	126	1- 0	24	16	44	44	14	14
<hr/>									
TOTALS	RPI 1-25	RPI 26-50	W-L RECORDS	RPI 51-100	RPI 101-150	RPI 150+			
15- 6	2- 0	0- 3	OVERALL	1- 2	2- 0	10- 1			
7- 2	2- 0	0- 2	HOME	0- 0	1- 0	4- 0			
6- 4	0- 0	0- 1	AWAY	1- 2	0- 0	5- 1			
2- 0	0- 0	0- 0	NEUTRAL	0- 0	1- 0	1- 0			
6- 4	2- 0	0- 2	NON-CONFERENCE	1- 2	2- 0	1- 0			
3- 1	2- 0	0- 1	HOME	0- 0	1- 0	0- 0			
1- 3	0- 0	0- 1	AWAY	1- 2	0- 0	0- 0			
2- 0	0- 0	0- 0	NEUTRAL	0- 0	1- 0	1- 0			
9- 2	0- 0	0- 1	CONFERENCE	0- 0	0- 0	9- 1			
4- 1	0- 0	0- 1	HOME	0- 0	0- 0	4- 0			
5- 1	0- 0	0- 0	AWAY	0- 0	0- 0	5- 1			
0- 0	0- 0	0- 0	NEUTRAL	0- 0	0- 0	0- 0			

RPI 1-25				RPI 26-50				RPI 51-100				Team's RPI: 57	RPI 101+			
RPI	S	Opponent	Score	RPI	S	Opponent	Score	RPI	S	Opponent	Score		RPI	S	Opponent	Score
21	H	Kansas St.	67 59	32	H	Drake	79 88	55	A	Oklahoma St.	57 81		138	H	North Dakota	74 53
22	H	Creighton	50 49	38	H	South Dakota St.	50 61	71	A	Iowa St.	68 76		140	N	Idaho	76 74
				50	A	Iowa	39 88	76	A	IUPUI	69 62		152	A	Missouri St.	61 54
													183	A	Southern Ill.	59 64
													183	H	Southern Ill.	79 49
													193	A	Wichita St.	63 61
													200	H	Indiana St.	59 47
													227	A	Bradley	72 53
													270	A	Evansville	62 36
													270	H	Evansville	54 40
													302	N	Denver	79 68
													316	H	Loyola Chicago	68 30
													319	A	Illinois St.	78 40
LAST 12 Division I GAMES:																
				183	A	Southern Ill.	59 64	319	A	Illinois St.	78 40					
				270	A	Evansville	62 36	270	H	Evansville	54 40					
				32	H	Drake	79 88	183	H	Southern Ill.	79 49					
				316	H	Loyola Chicago	68 30	193	A	Wichita St.	63 61					
				200	H	Indiana St.	59 47	152	A	Missouri St.	61 54					
				227	A	Bradley	72 53	21	H	Kansas St.	67 59					

Average RPI Win:	181	WON-LOST	WINNING	LAST 10	STRENGTH OF	OPP. STRENGTH	TEAM	ADJ.	CONF.	ADJ CONF.
Average RPI Loss:	101	RECORD	PCT. RANK	GAMES	SCHEDULE	OF SCHEDULE	RPI	RPI	RPI	RPI
DIV. I ONLY	14- 8	106	6- 4	76	145	80	80	13	13	
DIV. I NON-CONF.	8- 3	67	0- 1	101	153	70	70	15	15	
TOTALS	RPI 1-25	RPI 26-50	W-L RECORDS	RPI 51-100	RPI 101-150	RPI 150+				
14- 8	0- 1	0- 1	OVERALL	3- 3	4- 1	7- 2				
7- 2	0- 0	0- 0	HOME	2- 1	2- 0	3- 1				
5- 3	0- 0	0- 0	AWAY	1- 1	1- 1	3- 1				
2- 3	0- 1	0- 1	NEUTRAL	0- 1	1- 0	1- 0				
8- 3	0- 1	0- 1	NON-CONFERENCE	2- 1	1- 0	5- 0				
4- 0	0- 0	0- 0	HOME	2- 0	0- 0	2- 0				
2- 0	0- 0	0- 0	AWAY	0- 0	0- 0	2- 0				
2- 3	0- 1	0- 1	NEUTRAL	0- 1	1- 0	1- 0				
6- 5	0- 0	0- 0	CONFERENCE	1- 2	3- 1	2- 2				
3- 2	0- 0	0- 0	HOME	0- 1	2- 0	1- 1				
3- 3	0- 0	0- 0	AWAY	1- 1	1- 1	1- 1				
0- 0	0- 0	0- 0	NEUTRAL	0- 0	0- 0	0- 0				

RPI 1-25				RPI 26-50				RPI 51-100				Team's RPI: 80	RPI 101+				
RPI	S	Opponent	Score	RPI	S	Opponent	Score	RPI	S	Opponent	Score		RPI	S	Opponent	Score	
6	N	Oregon St.	59 62	29	N	South Fla.	42 77	65	A	Colorado St.	41 44		103	A	Wyoming	57 79	
								65	H	Colorado St.	37 57		103	H	Wyoming	51 46	
								75	H	Southern California	77 66		140	N	Idaho	73 61	
								86	A	Boise St.	58 55		145	A	New Mexico	61 52	
								96	H	Ole Miss	64 57		145	H	New Mexico	56 42	
								99	N	BYU	54 63		164	H	Houston	64 53	
													196	N	New Mexico St.	52 47	
													201	H	Utah St.	55 53	
													207	H	San Jose St.	65 76	
													234	A	San Diego St.	68 87	
													236	H	Tennessee St.	69 48	
													308	A	Pepperdine	68 61	
													313	A	Air Force	60 56	
													327	A	UC Irvine	62 46	
LAST 12 Division I GAMES:																	
		65	A	Colorado St.			41	44			145	H	New Mexico			56	42
		145	A	New Mexico			61	52			201	H	Utah St.			55	53
		207	H	San Jose St.			65	76			86	A	Boise St.			58	55
		103	H	Wyoming			51	46			103	A	Wyoming			57	79
		313	A	Air Force			60	56			65	H	Colorado St.			37	57
		234	A	San Diego St.			68	87			29	N	South Fla.			42	77

Non-Div I Games: Concordia (CA) 102 46

UNLV

■ Loss,
 ■ Non-Conf,
 ■ S Site,
 ■ Home
 ■ A Away
 N Neutral

Average RPI Win:	291	WON-LOST	WINNING	LAST 10	STRENGTH OF	OPP. STRENGTH	TEAM	ADJ.	CONF.	ADJ CONF.
Average RPI Loss:	197	RECORD	PCT. RANK	GAMES	SCHEDULE	OF SCHEDULE	RPI	RPI	RPI	RPI
DIV. I ONLY	5- 15	301	3- 7	298	297	317	317	24	24	
DIV. I NON-CONF.	4- 8	230	2- 2	283	332	285	285	23	23	
TOTALS	RPI 1-25	RPI 26-50	W-L RECORDS	RPI 51-100	RPI 101-150	RPI 150+				
5- 15	0- 0	0- 0	OVERALL	0- 4	0- 2	5- 9				
2- 7	0- 0	0- 0	HOME	0- 1	0- 1	2- 5				
3- 8	0- 0	0- 0	AWAY	0- 3	0- 1	3- 4				
0- 0	0- 0	0- 0	NEUTRAL	0- 0	0- 0	0- 0				
4- 8	0- 0	0- 0	NON-CONFERENCE	0- 2	0- 1	4- 5				
1- 4	0- 0	0- 0	HOME	0- 0	0- 1	1- 3				
3- 4	0- 0	0- 0	AWAY	0- 2	0- 0	3- 2				
0- 0	0- 0	0- 0	NEUTRAL	0- 0	0- 0	0- 0				
1- 7	0- 0	0- 0	CONFERENCE	0- 2	0- 1	1- 4				
1- 3	0- 0	0- 0	HOME	0- 1	0- 0	1- 2				
0- 4	0- 0	0- 0	AWAY	0- 1	0- 1	0- 2				
0- 0	0- 0	0- 0	NEUTRAL	0- 0	0- 0	0- 0				

RPI S	Opponent	Score	RPI S	Opponent	Score	RPI S	Opponent	Score	RPI S	Opponent	Score	Team's RPI: 317
						62	A West Virginia	33 91	131	H William & Mary	46 49	
						81	H Jacksonville	47 65	132	A Stetson	68 80	
						90	A FGCU	43 93	192	A Illinois	57 77	
						94	A Purdue	41 71	221	H Campbell	41 56	
									223	A Presbyterian	55 48	
									241	H UMES	76 63	
									244	H UNC Asheville	59 70	
									257	A Furman	37 57	
									281	H North Florida	67 78	
									292	H Gardner-Webb	53 57	
									294	A Lipscomb	77 84	
									295	A Kennesaw St.	67 74	
									295	H Kennesaw St.	71 79	
									306	H NJIT	75 58	
									340	A South Carolina St.	73 67	
									344	A N.C. Central	68 58	
LAST 12 Division I GAMES:												
295	A	Kennesaw St.	67	74	81	H	Jacksonville	47	65			
294	A	Lipscomb	77	84	306	H	NJIT	75	58			
295	H	Kennesaw St.	71	79	344	A	N.C. Central	68	58			
90	A	FGCU	43	93	241	H	UMES	76	63			
132	A	Stetson	68	80	244	H	UNC Asheville	59	70			
281	H	North Florida	67	78	221	H	Campbell	41	56			

Non-Div I Games: Bob Jones 92 50 Converse 93 35 Warren Wilson 91 53

USC Upstate

Loss, Non-Conf, S Site, H Home A Away N Neutral

Average RPI Win:	203	WON-LOST	WINNING	LAST 10	STRENGTH OF	OPP. STRENGTH	TEAM	ADJ.	CONF.	ADJ CONF.
Average RPI Loss:	97	RECORD	PCT. RANK	GAMES	SCHEDULE	OF SCHEDULE	RPI	RPI	RPI	RPI
DIV. I ONLY	13- 5	60	8- 2	138	178	73	73	21	21	
DIV. I NON-CONF.	5- 3	121	0- 1	63	57	62	62	18	18	
TOTALS	RPI 1-25	RPI 26-50	W-L RECORDS	RPI 51-100	RPI 101-150	RPI 150+				
13- 5	0- 1	0- 0	OVERALL	1- 1	1- 2	11- 1				
6- 2	0- 0	0- 0	HOME	0- 0	1- 1	5- 1				
6- 3	0- 1	0- 0	AWAY	1- 1	0- 1	5- 0				
1- 0	0- 0	0- 0	NEUTRAL	0- 0	0- 0	1- 0				
5- 3	0- 1	0- 0	NON-CONFERENCE	1- 1	1- 1	3- 0				
2- 1	0- 0	0- 0	HOME	0- 0	1- 1	1- 0				
2- 2	0- 1	0- 0	AWAY	1- 1	0- 0	1- 0				
1- 0	0- 0	0- 0	NEUTRAL	0- 0	0- 0	1- 0				
8- 2	0- 0	0- 0	CONFERENCE	0- 0	0- 1	8- 1				
4- 1	0- 0	0- 0	HOME	0- 0	0- 0	4- 1				
4- 1	0- 0	0- 0	AWAY	0- 0	0- 1	4- 0				
0- 0	0- 0	0- 0	NEUTRAL	0- 0	0- 0	0- 0				

RPI 1-25				RPI 26-50				RPI 51-100				Team's RPI: 73		RPI 101+			
RPI	S	Opponent	Score	RPI	S	Opponent	Score	RPI	S	Opponent	Score			RPI	S	Opponent	Score
21	A	Kansas St.	49 62					64	A	Texas Tech	60 79			105	A	Troy	68 85
								81	A	Western Ky.	71 68			110	H	SFA	60 65
														146	H	UTSA	75 54
														181	A	Seton Hall	86 61
														184	A	Texas St.	61 39
														184	H	Texas St.	69 75
														186	A	Appalachian St.	73 62
														186	H	Appalachian St.	74 63
														191	H	Louisiana	79 66
														193	H	Wichita St.	74 70
														234	N	San Diego St.	64 58
														240	A	Coastal Caro.	70 41
														240	H	Coastal Caro.	60 58
														251	A	South Ala.	73 49
														332	H	La.-Monroe	93 59
LAST 12 Division I GAMES:																	
184	H	Texas St.	69 75	251	A	South Ala.	73 49										
186	A	Appalachian St.	73 62	184	A	Texas St.	61 39										
240	A	Coastal Caro.	70 41	240	H	Coastal Caro.	60 58										
332	H	La.-Monroe	93 59	186	H	Appalachian St.	74 63										
191	H	Louisiana	79 66	64	A	Texas Tech	60 79										
105	A	Troy	68 85	21	A	Kansas St.	49 62										

Non-Div I Games: Tex. A&M-Commerce 80 50 Eastern N.M. 65 48

UT Arlington

Loss, Non-Conf, S Site, H Home A Away N Neutral

RPI 1-25				RPI 26-50				RPI 51-100				RPI 101+ Team's RPI: 263			
RPI	S	Opponent	Score	RPI	S	Opponent	Score	RPI	S	Opponent	Score	RPI	S	Opponent	Score
13	H	Louisville	57 100	30	A	Missouri	69 80	51	A	Northwestern	59 82	109	H	Vanderbilt	77 79
16	A	DePaul	68 100	44	A	Ohio	55 72	79	A	Belmont	66 71	136	A	Oral Roberts	53 82
								95	H	Chattanooga	60 80	183	H	Southern Ill.	76 68
												188	H	Morehead St.	68 89
												208	H	SIUE	68 70
												226	A	Samford	62 69
												236	A	Tennessee St.	80 85
												247	A	Murray St.	90 70
												250	H	Austin Peay	83 80
												262	H	Jacksonville St.	94 83
												277	A	N.C. A&T	59 74
												278	A	Tennessee Tech	71 81
												285	H	Southeast Mo. St.	79 82
												286	A	Western Caro.	84 72
												297	A	Eastern Ill.	70 80
												315	H	Eastern Ky.	66 56
												324	H	Arkansas St.	68 63
LAST 12 Division I GAMES:															
315	H	Eastern Ky.	66 56	285	H	Southeast Mo. St.	79 82								
278	A	Tennessee Tech	71 81	236	A	Tennessee St.	80 85								
247	A	Murray St.	90 70	79	A	Belmont	66 71								
250	H	Austin Peay	83 80	188	H	Morehead St.	68 89								
208	H	SIUE	68 70	262	H	Jacksonville St.	94 83								
297	A	Eastern Ill.	70 80	51	A	Northwestern	59 82								

UT Martin

Page 316

UTEP				STRENGTH OF SCHEDULE	OPP. STRENGTH OF SCHEDULE	TEAM RPI	ADJ. RPI	CONF. RPI	ADJ CONF. RPI
Average RPI Win:	273	WON-LOST RECORD	WINNING PCT. RANK						
Average RPI Loss:	140		LAST 10 GAMES						
DIV. I ONLY	5- 16	303	3- 7	154	158	287	287	14	14
DIV. I NON-CONF.	2- 9	293	1- 1	116	203	295	295	16	16
TOTALS	RPI 1-25	RPI 26-50	W-L RECORDS	RPI 51-100	RPI 101-150	RPI 150+			
5- 16	0- 1	0- 2	OVERALL	0- 2	0- 6	5- 5			
4- 6	0- 0	0- 0	HOME	0- 1	0- 2	4- 3			
1- 5	0- 0	0- 0	AWAY	0- 1	0- 2	1- 2			
0- 5	0- 1	0- 2	NEUTRAL	0- 0	0- 2	0- 0			
2- 9	0- 1	0- 2	NON-CONFERENCE	0- 0	0- 3	2- 3			
2- 3	0- 0	0- 0	HOME	0- 0	0- 0	2- 3			
0- 1	0- 0	0- 0	AWAY	0- 0	0- 1	0- 0			
0- 5	0- 1	0- 2	NEUTRAL	0- 0	0- 2	0- 0			
3- 7	0- 0	0- 0	CONFERENCE	0- 2	0- 3	3- 2			
2- 3	0- 0	0- 0	HOME	0- 1	0- 2	2- 0			
1- 4	0- 0	0- 0	AWAY	0- 1	0- 1	1- 2			
0- 0	0- 0	0- 0	NEUTRAL	0- 0	0- 0	0- 0			

RPI 1-25				RPI 26-50				RPI 51-100				RPI 101+ Team's RPI: 287			
RPI	S	Opponent	Score	RPI	S	Opponent	Score	RPI	S	Opponent	Score	RPI	S	Opponent	Score
21	N	Kansas St.	40 61	26	N	LSU	45 78	81	H	Western Ky.	54 71	116	N	Alabama	60 78
				36	N	North Carolina St.	55 71	93	A	Middle Tenn.	53 76	117	H	Southern Miss.	68 79
												141	N	Pittsburgh	46 71
												145	A	New Mexico	66 79
												146	A	UTSA	76 97
												146	H	UTSA	81 83
												159	H	Louisiana Tech	69 62
												196	H	New Mexico St.	59 67
												202	A	UAB	61 74
												203	H	Texas Southern	68 89
												249	H	Marshall	84 74
												271	A	FIU	87 88
												289	H	CSU Bakersfield	74 61
												296	H	Northern Ariz.	51 65
												330	A	Fla. Atlantic	51 50
												337	H	Houston Baptist	75 45
LAST 12 Division I GAMES:															
				93	A	Middle Tenn.	53 76	271	A	FIU	87 88				
				202	A	UAB	61 74	117	H	Southern Miss.	68 79				
				249	H	Marshall	84 74	159	H	Louisiana Tech	69 62				
				81	H	Western Ky.	54 71	146	H	UTSA	81 83				
				146	A	UTSA	76 97	289	H	CSU Bakersfield	74 61				
				330	A	Fla. Atlantic	51 50	116	N	Alabama	60 78				

Non-Div I Games: Western N.M. 93 46

UTEP

■ Loss,
 ■ Non-Conf, S Site,
 ■ Home
 ■ Away
 N Neutral

Average RPI Win: 305	WON-LOST	WINNING	LAST 10	STRENGTH OF	OPP. STRENGTH	TEAM	ADJ.	CONF.	ADJ CONF.
Average RPI Loss: 142	RECORD	PCT. RANK	GAMES	SCHEDULE	OF SCHEDULE	RPI	RPI	RPI	RPI
DIV. I ONLY	12- 9	133	2- 2	348	114	254	254	29	29
DIV. I NON-CONF.	7- 6	157	1- 1	335	42	213	213	29	29
<hr/>									
TOTALS	RPI 1-25	RPI 26-50	W-L RECORDS	RPI 51-100	RPI 101-150	RPI 150+			
12- 9	0- 2	0- 0	OVERALL	0- 1	0- 1	12- 5			
7- 2	0- 0	0- 0	HOME	0- 0	0- 0	7- 2			
4- 7	0- 2	0- 0	AWAY	0- 1	0- 1	4- 3			
1- 0	0- 0	0- 0	NEUTRAL	0- 0	0- 0	1- 0			
7- 6	0- 2	0- 0	NON-CONFERENCE	0- 1	0- 1	7- 2			
4- 1	0- 0	0- 0	HOME	0- 0	0- 0	4- 1			
2- 5	0- 2	0- 0	AWAY	0- 1	0- 1	2- 1			
1- 0	0- 0	0- 0	NEUTRAL	0- 0	0- 0	1- 0			
5- 3	0- 0	0- 0	CONFERENCE	0- 0	0- 0	5- 3			
3- 1	0- 0	0- 0	HOME	0- 0	0- 0	3- 1			
2- 2	0- 0	0- 0	AWAY	0- 0	0- 0	2- 2			
0- 0	0- 0	0- 0	NEUTRAL	0- 0	0- 0	0- 0			

RPI 1-25				RPI 26-50				RPI 51-100				RPI 101+ Team's RPI: 254			
RPI	S	Opponent	Score	RPI	S	Opponent	Score	RPI	S	Opponent	Score	RPI	S	Opponent	Score
7	A	Texas	61 85					55	A	Oklahoma St.	53 86	135	A	Abilene Christian	54 70
15	A	Oklahoma	59 92									164	H	Houston	52 68
												179	A	Nebraska	53 71
												199	N	North Texas	74 69
												215	H	Seattle U	54 67
												222	A	Grand Canyon	59 60
												282	H	North Dakota St.	81 67
												284	H	Prairie View	82 74
												289	A	CSU Bakersfield	46 74
												303	A	A&M-Corpus Christi	68 65
												303	H	A&M-Corpus Christi	55 46
												309	A	UMKC	63 52
												309	H	UMKC	74 39
												329	A	Chicago St.	57 46
												329	H	Chicago St.	71 43
												331	H	Utah Valley	64 55
												343	A	Sam Houston St.	69 45
												343	H	Sam Houston St.	78 50
<hr/>															
LAST 12 Division I GAMES:															
135	A	Abilene Christian	54 70	222	A	Grand Canyon	59 60								
199	N	North Texas	74 69	289	A	CSU Bakersfield	46 74								
309	A	UMKC	63 52	309	H	UMKC	74 39								
215	H	Seattle U	54 67	329	H	Chicago St.	71 43								
331	H	Utah Valley	64 55	303	H	A&M-Corpus Christi	55 46								
329	A	Chicago St.	57 46	282	H	North Dakota St.	81 67								

Non-Div I Games: St. Thomas (TX) 63 56 Texas Lutheran 68 52 Evangel 86 55

UTRGV

Loss, Non-Conf, S Site, H Home A Away N Neutral

Average RPI Win:	218	WON-LOST	WINNING	LAST 10	STRENGTH OF	OPP. STRENGTH	TEAM	ADJ.	CONF.	ADJ CONF.
Average RPI Loss:	99	RECORD	PCT. RANK	GAMES	SCHEDULE	OF SCHEDULE	RPI	RPI	RPI	RPI
DIV. I ONLY	10- 9	154	7- 3	119	113	146	146	14	14	
DIV. I NON-CONF.	3- 6	230	1- 1	22	52	169	169	16	16	
TOTALS	RPI 1-25	RPI 26-50	W-L RECORDS	RPI 51-100	RPI 101-150	RPI 150+				
10- 9	0- 1	0- 2	OVERALL	1- 2	1- 2	8- 2				
6- 5	0- 0	0- 1	HOME	1- 0	1- 2	4- 2				
4- 4	0- 1	0- 1	AWAY	0- 2	0- 0	4- 0				
0- 0	0- 0	0- 0	NEUTRAL	0- 0	0- 0	0- 0				
3- 6	0- 1	0- 2	NON-CONFERENCE	0- 1	1- 1	2- 1				
3- 3	0- 0	0- 1	HOME	0- 0	1- 1	2- 1				
0- 3	0- 1	0- 1	AWAY	0- 1	0- 0	0- 0				
0- 0	0- 0	0- 0	NEUTRAL	0- 0	0- 0	0- 0				
7- 3	0- 0	0- 0	CONFERENCE	1- 1	0- 1	6- 1				
3- 2	0- 0	0- 0	HOME	1- 0	0- 1	2- 1				
4- 1	0- 0	0- 0	AWAY	0- 1	0- 0	4- 0				
0- 0	0- 0	0- 0	NEUTRAL	0- 0	0- 0	0- 0				

RPI 1-25				RPI 26-50				RPI 51-100				RPI 101+ Team's RPI: 146			
RPI	S	Opponent	Score	RPI	S	Opponent	Score	RPI	S	Opponent	Score	RPI	S	Opponent	Score
7	A	Texas	43 76	37	A	Oregon	63 77	73	A	UT Arlington	54 75	108	H	Northern Colo.	66 73
				39	H	Tulane	66 75	81	H	Western Ky.	80 77	117	H	Southern Miss.	68 69
								93	A	Middle Tenn.	63 77	135	H	Abilene Christian	71 68
												159	H	Louisiana Tech	63 61
												164	H	Houston	49 56
												184	H	Texas St.	72 47
												202	A	UAB	82 67
												243	H	Liberty	80 64
												249	H	Marshall	81 88
												271	A	FIU	70 61
												287	A	UTEP	83 81
												287	H	UTEP	97 76
												330	A	Fla. Atlantic	72 62
LAST 12 Division I GAMES:															
202	A	UAB	82 67	330	A	Fla. Atlantic	72 62								
93	A	Middle Tenn.	63 77	159	H	Louisiana Tech	63 61								
81	H	Western Ky.	80 77	117	H	Southern Miss.	68 69								
249	H	Marshall	81 88	287	A	UTEP	83 81								
287	H	UTEP	97 76	243	H	Liberty	80 64								
271	A	FIU	70 61	164	H	Houston	49 56								

Non-Div I Games: Tex. A&M-Kingsville70 44 Angelo St. 77 85

UTSA

Loss, Non-Conf, S Site, H Home A Away N Neutral

Average RPI Win:	169	WON-LOST	WINNING	LAST 10	STRENGTH OF	OPP. STRENGTH	TEAM	ADJ.	CONF.	ADJ CONF.
Average RPI Loss:	41	RECORD	PCT. RANK	GAMES	SCHEDULE	OF SCHEDULE	RPI	RPI	RPI	RPI
DIV. I ONLY	14- 9	116	2- 8	48	61	70	70	1	1	
DIV. I NON-CONF.	11- 0	1	0- 0	179	296	30	30	1	1	
TOTALS	RPI 1-25	RPI 26-50	W-L RECORDS	RPI 51-100	RPI 101-150	RPI 150+				
14- 9	0- 5	1- 1	OVERALL	5- 2	1- 1	7- 0				
9- 5	0- 3	1- 0	HOME	3- 1	0- 1	5- 0				
4- 4	0- 2	0- 1	AWAY	1- 1	1- 0	2- 0				
1- 0	0- 0	0- 0	NEUTRAL	1- 0	0- 0	0- 0				
11- 0	0- 0	0- 0	NON-CONFERENCE	3- 0	1- 0	7- 0				
7- 0	0- 0	0- 0	HOME	2- 0	0- 0	5- 0				
3- 0	0- 0	0- 0	AWAY	0- 0	1- 0	2- 0				
1- 0	0- 0	0- 0	NEUTRAL	1- 0	0- 0	0- 0				
3- 9	0- 5	1- 1	CONFERENCE	2- 2	0- 1	0- 0				
2- 5	0- 3	1- 0	HOME	1- 1	0- 1	0- 0				
1- 4	0- 2	0- 1	AWAY	1- 1	0- 0	0- 0				
0- 0	0- 0	0- 0	NEUTRAL	0- 0	0- 0	0- 0				

RPI	S	Opponent	Score	RPI	S	Opponent	Score	RPI	S	Opponent	Score	RPI	S	Opponent	Score
6	A	Oregon St.	44 70	37	A	Oregon	66 84	56	H	Washington St.	55 61	125	H	Arizona	70 81
8	H	Washington	53 82	40	H	California	63 57	63	H	Montana St.	74 64	126	A	St. Mary's (CA)	63 62
11	A	UCLA	56 67					75	A	Southern California	58 53	167	A	Fresno St.	65 55
12	H	Stanford	58 77					88	N	Charlotte	81 68	201	H	Utah St.	65 58
24	H	Arizona St.	44 66					89	A	Colorado	49 54	228	H	Weber St.	71 52
								89	H	Colorado	58 53	273	H	Southern Utah	69 43
								99	H	BYU	77 60	290	A	Nevada	80 50
												296	H	Northern Ariz.	78 65
												331	H	Utah Valley	100 52
LAST 12 Division I GAMES:															
56	H	Washington St.	55 61	40	H	California	63 57								
8	H	Washington	53 82	12	H	Stanford	58 77								
89	H	Colorado	58 53	125	H	Arizona	70 81								
89	A	Colorado	49 54	24	H	Arizona St.	44 66								
37	A	Oregon	66 84	75	A	Southern California	58 53								
6	A	Oregon St.	44 70	11	A	UCLA	56 67								

Non-Div I Games:

Utah

Average RPI Win:	242	WON-LOST	WINNING	LAST 10	STRENGTH OF	OPP. STRENGTH	TEAM	ADJ.	CONF.	ADJ CONF.
Average RPI Loss:	119	RECORD	PCT. RANK	GAMES	SCHEDULE	OF SCHEDULE	RPI	RPI	RPI	RPI
DIV. I ONLY	11- 10	158	5- 5	236	173	201	201	13	13	
DIV. I NON-CONF.	6- 4	126	0- 1	338	238	250	250	15	15	
TOTALS	RPI 1-25	RPI 26-50	W-L RECORDS	RPI 51-100	RPI 101-150	RPI 150+				
11- 10	0- 0	0- 0	OVERALL	2- 5	0- 4	9- 1				
7- 4	0- 0	0- 0	HOME	2- 1	0- 2	5- 1				
3- 6	0- 0	0- 0	AWAY	0- 4	0- 2	3- 0				
1- 0	0- 0	0- 0	NEUTRAL	0- 0	0- 0	1- 0				
6- 4	0- 0	0- 0	NON-CONFERENCE	1- 2	0- 1	5- 1				
4- 2	0- 0	0- 0	HOME	1- 1	0- 0	3- 1				
1- 2	0- 0	0- 0	AWAY	0- 1	0- 1	1- 0				
1- 0	0- 0	0- 0	NEUTRAL	0- 0	0- 0	1- 0				
5- 6	0- 0	0- 0	CONFERENCE	1- 3	0- 3	4- 0				
3- 2	0- 0	0- 0	HOME	1- 0	0- 2	2- 0				
2- 4	0- 0	0- 0	AWAY	0- 3	0- 1	2- 0				
0- 0	0- 0	0- 0	NEUTRAL	0- 0	0- 0	0- 0				

RPI 1-25			RPI 26-50			RPI 51-100			RPI 101+			Team's RPI: 201
RPI	S	Opponent	Score	RPI	S	Opponent	Score	RPI	S	Opponent	Score	
						63 H Montana St.	64 56	103 H Wyoming		48 71		
						65 A Colorado St.	43 74	125 A Arizona		57 61		
						70 A Utah	58 65	145 A New Mexico		67 78		
						80 A UNLV	53 55	145 H New Mexico		58 68		
						86 A Boise St.	56 76	167 A Fresno St.		52 47		
						86 H Boise St.	65 63	190 H Idaho St.		69 56		
						99 H BYU	40 60	234 H San Diego St.		53 47		
								273 H Southern Utah		54 70		
								290 A Nevada		81 69		
								313 H Air Force		65 62		
								327 H UC Irvine		66 52		
								328 A Montana		65 47		
								331 H Utah Valley		56 45		
								335 N Incarnate Word		79 46		
LAST 12 Division I GAMES:												
						86 H Boise St.	65 63	103 H Wyoming		48 71		
						290 A Nevada	81 69	80 A UNLV		53 55		
						167 A Fresno St.	52 47	145 A New Mexico		67 78		
						145 H New Mexico	58 68	313 H Air Force		65 62		
						65 A Colorado St.	43 74	86 A Boise St.		56 76		
						234 H San Diego St.	53 47	125 A Arizona		57 61		

Non-Div I Games: Westminster (UT) 72 49

Utah St.

Loss, Non-Conf, S Site, H Home A Away N Neutral

Utah Valley

Through Games Of Feb. 7, 2017

Average RPI Win:	303	WON-LOST	WINNING	LAST 10	STRENGTH OF	OPP. STRENGTH	TEAM	ADJ.	CONF.	ADJ CONF.
Average RPI Loss:	206	RECORD	PCT. RANK	GAMES	SCHEDULE	OF SCHEDULE	RPI	RPI	RPI	RPI
DIV. I ONLY	4- 16	315	1- 7	319	282	331	331	29	29	
DIV. I NON-CONF.	3- 10	280	1- 2	309	246	326	326	29	29	
TOTALS	RPI 1-25	RPI 26-50	W-L RECORDS	RPI 51-100	RPI 101-150	RPI 150+				
4- 16	0- 0	0- 0	OVERALL	0- 3	0- 1	4- 12				
2- 6	0- 0	0- 0	HOME	0- 1	0- 1	2- 4				
2- 8	0- 0	0- 0	AWAY	0- 0	0- 0	2- 2				
0- 2	0- 0	0- 0	NEUTRAL	0- 1	0- 0	0- 1				
3- 10	0- 0	0- 0	NON-CONFERENCE	0- 3	0- 1	3- 6				
2- 3	0- 0	0- 0	HOME	0- 1	0- 1	2- 1				
1- 5	0- 0	0- 0	AWAY	0- 1	0- 0	1- 4				
0- 2	0- 0	0- 0	NEUTRAL	0- 1	0- 0	0- 1				
1- 6	0- 0	0- 0	CONFERENCE	0- 0	0- 0	1- 6				
0- 3	0- 0	0- 0	HOME	0- 0	0- 0	0- 3				
1- 3	0- 0	0- 0	AWAY	0- 0	0- 0	1- 3				
0- 0	0- 0	0- 0	NEUTRAL	0- 0	0- 0	0- 0				

RPI S	Opponent	Score	RPI S	Opponent	Score	RPI S	Opponent	Score	RPI S	Opponent	Score	Team's RPI: 331
						70	A Utah	52 100	144	H Eastern Wash.	50 83	
						83	N Central Mich.	62 71	190	A Idaho St.	56 61	
						99	H BYU	50 68	196	A New Mexico St.	46 63	
									201	A Utah St.	45 56	
									208	N SIUE	64 71	
									215	H Seattle U	51 69	
									222	H Grand Canyon	46 62	
									228	H Weber St.	61 64	
									254	A UTRGV	55 64	
									269	A Cal Poly	65 77	
									273	A Southern Utah	70 64	
									289	H CSU Bakersfield	59 63	
									302	H Denver	72 58	
									308	H Pepperdine	72 65	
									309	A UMKC	63 66	
									313	A Air Force	53 64	
									329	A Chicago St.	62 59	
LAST 12 Division I GAMES:												
215	H	Seattle U	51	69	222	H	Grand Canyon	46	62			
196	A	New Mexico St.	46	63	190	A	Idaho St.	56	61			
254	A	UTRGV	55	64	201	A	Utah St.	45	56			
289	H	CSU Bakersfield	59	63	302	H	Denver	72	58			
309	A	UMKC	63	66	273	A	Southern Utah	70	64			
329	A	Chicago St.	62	59	313	A	Air Force	53	64			

Non-Div I Games: Dixie St. 68 56 Antelope Valley 87 47

Utah Valley

Loss, Non-Conf, S Site, H Home A Away N Neutral

Average RPI Win:	214	WON-LOST	WINNING	LAST 10	STRENGTH OF	OPP. STRENGTH	TEAM	ADJ.	CONF.	ADJ CONF.
Average RPI Loss:	97	RECORD	PCT. RANK	GAMES	SCHEDULE	OF SCHEDULE	RPI	RPI	RPI	RPI
DIV. I ONLY	13- 11	152	6- 4	93	175	123	123	12	12	
DIV. I NON-CONF.	7- 6	157	1- 1	91	188	119	119	12	12	
TOTALS	RPI 1-25	RPI 26-50	W-L RECORDS	RPI 51-100	RPI 101-150	RPI 150+				
13- 11	0- 0	0- 0	OVERALL	1- 6	1- 4	11- 1				
7- 5	0- 0	0- 0	HOME	0- 3	0- 2	7- 0				
4- 6	0- 0	0- 0	AWAY	0- 0	1- 0	3- 0				
2- 0	0- 0	0- 0	NEUTRAL	1- 0	0- 0	1- 0				
7- 6	0- 0	0- 0	NON-CONFERENCE	1- 4	0- 2	6- 0				
3- 3	0- 0	0- 0	HOME	0- 2	0- 1	3- 0				
2- 3	0- 0	0- 0	AWAY	0- 2	0- 1	2- 0				
2- 0	0- 0	0- 0	NEUTRAL	1- 0	0- 0	1- 0				
6- 5	0- 0	0- 0	CONFERENCE	0- 2	1- 2	5- 1				
4- 2	0- 0	0- 0	HOME	0- 1	0- 1	4- 0				
2- 3	0- 0	0- 0	AWAY	0- 1	1- 1	1- 1				
0- 0	0- 0	0- 0	NEUTRAL	0- 0	0- 0	0- 0				

RPI 1-25			RPI 26-50			RPI 51-100				RPI 101+			Team's RPI: 123		
RPI	S	Opponent	Score	RPI	S	Opponent	Score	RPI	S	Opponent	Score	RPI	S	Opponent	Score
								53	H	Minnesota	69 79	111	A	Saint Joseph's	58 64
								54	A	George Washington	67 81	115	A	Fordham	61 58
								60	A	Wake Forest	54 60	121	H	Saint Louis	48 62
								61	H	Dayton	48 68	133	A	Old Dominion	60 70
								67	N	Villanova	68 66	148	H	Iona	57 59
								76	H	IUPUI	62 71	156	H	Brown	85 72
								96	A	Ole Miss	57 77	157	A	George Mason	59 70
												161	H	La Salle	61 56
												175	N	American	68 62
												221	A	Campbell	66 53
												239	A	Richmond	57 55
												239	H	Richmond	62 55
												256	H	UNCG	65 54
												257	A	Furman	75 61
												293	H	Coppin St.	73 44
												298	H	Massachusetts	55 52
												299	H	Rhode Island	68 57
LAST 12 Division I GAMES:															
				61	H	Dayton	48 68					111	A	Saint Joseph's	58 64
				239	A	Richmond	57 55					121	H	Saint Louis	48 62
				298	H	Massachusetts	55 52					239	H	Richmond	62 55
				115	A	Fordham	61 58					161	H	La Salle	61 56
				299	H	Rhode Island	68 57					156	H	Brown	85 72
				157	A	George Mason	59 70					60	A	Wake Forest	54 60

Non-Div I Games:

VCU

■ Loss,
 ■ Non-Conf,
 ■ S Site,
 ■ H Home
 ■ A Away
 N Neutral

Valparaiso

Through Games Of Feb. 7, 2017

Average RPI Win:	296	WON-LOST	WINNING	LAST 10	STRENGTH OF	OPP. STRENGTH	TEAM	ADJ.	CONF.	ADJ CONF.
Average RPI Loss:	175	RECORD	PCT. RANK	GAMES	SCHEDULE	OF SCHEDULE	RPI	RPI	RPI	RPI
DIV. I ONLY	4- 17	317	1- 9	231	225	320	320	20	20	
DIV. I NON-CONF.	3- 6	230	0- 0	293	166	289	289	20	20	
TOTALS	RPI 1-25	RPI 26-50	W-L RECORDS	RPI 51-100	RPI 101-150	RPI 150+				
4- 17	0- 1	0- 2	OVERALL	0- 1	0- 3	4- 10				
3- 7	0- 0	0- 1	HOME	0- 0	0- 1	3- 5				
1- 10	0- 0	0- 0	AWAY	0- 0	0- 0	1- 0				
0- 0	0- 0	0- 0	NEUTRAL	0- 0	0- 0	0- 0				
3- 6	0- 1	0- 0	NON-CONFERENCE	0- 1	0- 1	3- 3				
2- 2	0- 0	0- 0	HOME	0- 0	0- 0	2- 2				
1- 4	0- 1	0- 0	AWAY	0- 1	0- 1	1- 1				
0- 0	0- 0	0- 0	NEUTRAL	0- 0	0- 0	0- 0				
1- 11	0- 0	0- 2	CONFERENCE	0- 0	0- 2	1- 7				
1- 5	0- 0	0- 1	HOME	0- 0	0- 1	1- 3				
0- 6	0- 0	0- 1	AWAY	0- 0	0- 1	0- 4				
0- 0	0- 0	0- 0	NEUTRAL	0- 0	0- 0	0- 0				

RPI 1-25				RPI 26-50				RPI 51-100				RPI 101+ Team's RPI: 320			
RPI	S	Opponent	Score	RPI	S	Opponent	Score	RPI	S	Opponent	Score	RPI	S	Opponent	Score
2	A	Notre Dame	54 114	33	A	Green Bay	35 56	52	A	Indiana	58 87	132	A	Stetson	75 87
				33	H	Green Bay	36 75					143	H	Wright St.	52 65
												147	A	Detroit	60 85
												160	A	Oakland	63 104
												172	H	Milwaukee	74 85
												194	A	Cleveland St.	60 71
												194	H	Cleveland St.	62 66
												227	H	Bradley	56 67
												243	H	Liberty	70 68
												264	H	Northern Ky.	55 70
												270	H	Evansville	65 70
												297	H	Eastern Ill.	73 68
												314	A	Youngstown St.	70 76
												314	H	Youngstown St.	77 60
												319	A	Illinois St.	56 77
												325	A	Ill.-Chicago	60 74
												329	A	Chicago St.	53 51
LAST 12 Division I GAMES:															
194	H	Cleveland St.	62 66	314	A	Youngstown St.	70 76								
314	H	Youngstown St.	77 60	194	A	Cleveland St.	60 71								
325	A	Ill.-Chicago	60 74	172	H	Milwaukee	74 85								
143	H	Wright St.	52 65	33	H	Green Bay	36 75								
264	H	Northern Ky.	55 70	160	A	Oakland	63 104								
33	A	Green Bay	35 56	147	A	Detroit	60 85								

Non-Div I Games: Ind.-Kokomo 102 47 Grace (IN) 71 49

Valparaiso

Loss, Non-Conf, S Site, H Home A Away N Neutral

Vanderbilt

Through Games Of Feb. 7, 2017

Average RPI Win:	182	WON-LOST	WINNING	LAST 10	STRENGTH OF	OPP. STRENGTH	TEAM	ADJ.	CONF.	ADJ CONF.
Average RPI Loss:	54	RECORD	PCT. RANK	GAMES	SCHEDULE	OF SCHEDULE	RPI	RPI	RPI	RPI
DIV. I ONLY	11- 12	185	1- 9	61	33	109	109	2	2	
DIV. I NON-CONF.	10- 3	54	0- 2	120	128	56	56	2	2	
TOTALS	RPI 1-25	RPI 26-50	W-L RECORDS	RPI 51-100	RPI 101-150	RPI 150+				
11- 12	1- 6	1- 1	OVERALL	1- 3	1- 1	7- 1				
7- 5	1- 3	1- 1	HOME	1- 1	1- 0	3- 0				
3- 7	0- 3	0- 0	AWAY	0- 2	0- 1	3- 1				
1- 0	0- 0	0- 0	NEUTRAL	0- 0	0- 0	1- 0				
10- 3	1- 1	1- 0	NON-CONFERENCE	1- 1	0- 0	7- 1				
6- 1	1- 1	1- 0	HOME	1- 0	0- 0	3- 0				
3- 2	0- 0	0- 0	AWAY	0- 1	0- 0	3- 1				
1- 0	0- 0	0- 0	NEUTRAL	0- 0	0- 0	1- 0				
1- 9	0- 5	0- 1	CONFERENCE	0- 2	1- 1	0- 0				
1- 4	0- 2	0- 1	HOME	0- 1	1- 0	0- 0				
0- 5	0- 3	0- 0	AWAY	0- 1	0- 1	0- 0				
0- 0	0- 0	0- 0	NEUTRAL	0- 0	0- 0	0- 0				

RPI S	Opponent	Score	RPI S	Opponent	Score	RPI S	Opponent	Score	RPI S	Opponent	Score	Team's RPI: 109
10	H Duke	77 73	30	H Missouri	68 74	52	A Indiana	61 94	116	H Alabama	87 80	
13	H Louisville	66 78	39	H Tulane	74 63	72	H Drexel	73 63	120	A Arkansas	56 59	
14	A Tennessee	63 91				74	H Florida	73 93	169	A Memphis	59 75	
14	H Tennessee	57 70				97	A Georgia	68 70	187	A ETSU	80 72	
18	A Kentucky	63 71							208	N SIUE	73 63	
20	A Texas A&M	72 77							216	H Robert Morris	75 59	
25	H Auburn	59 64							263	A UT Martin	79 77	
									278	H Tennessee Tech	89 57	
									295	H Kennesaw St.	86 54	
									313	A Air Force	75 49	
LAST 12 Division I GAMES:												
18	A Kentucky	63 71	25	H Auburn	59 64							
74	H Florida	73 93	97	A Georgia	68 70							
116	H Alabama	87 80	14	H Tennessee	57 70							
14	A Tennessee	63 91	20	A Texas A&M	72 77							
120	A Arkansas	56 59	169	A Memphis	59 75							
30	H Missouri	68 74	13	H Louisville	66 78							

Non-Div I Games:

Vanderbilt

Loss, Non-Conf, S Site, H Home A Away N Neutral

Average RPI Win:	243	WON-LOST	WINNING	LAST 10	STRENGTH OF	OPP. STRENGTH	TEAM	ADJ.	CONF.	ADJ CONF.
Average RPI Loss:	170	RECORD	PCT. RANK	GAMES	SCHEDULE	OF SCHEDULE	RPI	RPI	RPI	RPI
DIV. I ONLY	7- 16	276	3- 7	171	283	272	272	22	22	
DIV. I NON-CONF.	3- 9	275	0- 1	161	329	300	300	22	22	
TOTALS	RPI 1-25	RPI 26-50	W-L RECORDS	RPI 51-100	RPI 101-150	RPI 150+				
7- 16	0- 1	0- 1	OVERALL	0- 1	1- 2	6- 11				
6- 5	0- 0	0- 0	HOME	0- 1	1- 0	5- 4				
1- 11	0- 1	0- 1	AWAY	0- 0	0- 2	1- 7				
0- 0	0- 0	0- 0	NEUTRAL	0- 0	0- 0	0- 0				
3- 9	0- 1	0- 1	NON-CONFERENCE	0- 0	0- 0	3- 7				
3- 3	0- 0	0- 0	HOME	0- 0	0- 0	3- 3				
0- 6	0- 1	0- 1	AWAY	0- 0	0- 0	0- 4				
0- 0	0- 0	0- 0	NEUTRAL	0- 0	0- 0	0- 0				
4- 7	0- 0	0- 0	CONFERENCE	0- 1	1- 2	3- 4				
3- 2	0- 0	0- 0	HOME	0- 1	1- 0	2- 1				
1- 5	0- 0	0- 0	AWAY	0- 0	0- 2	1- 3				
0- 0	0- 0	0- 0	NEUTRAL	0- 0	0- 0	0- 0				

RPI S	Opponent	Score	RPI S	Opponent	Score	RPI S	Opponent	Score	RPI S	Opponent	Score	Team's RPI: 272
23	A Temple	39 53	28	A Michigan	56 78	100	H New Hampshire	49 57	119	A Maine	43 59	
									119	H Maine	55 52	
									150	A Albany (NY)	53 64	
									151	A Yale	48 77	
									156	H Brown	50 62	
									160	A Oakland	55 79	
									168	A Hartford	55 68	
									168	H Hartford	76 70	
									172	H Milwaukee	44 68	
									205	A Binghamton	61 76	
									205	H Binghamton	55 64	
									214	H Dartmouth	59 54	
									229	A UMBC	66 69	
									252	H Stony Brook	53 43	
									255	A Howard	57 64	
									300	H Bryant	57 63	
									304	H Holy Cross	63 52	
									305	A Central Conn. St.	76 78	
									306	H NJIT	64 42	
									339	A UMass Lowell	61 46	
LAST 12 Division I GAMES:												
205	A Binghamton	61 76	100	H New Hampshire	49 57							
168	H Hartford	76 70	229	A UMBC	66 69							
119	A Maine	43 59	205	H Binghamton	55 64							
252	H Stony Brook	53 43	168	A Hartford	55 68							
150	A Albany (NY)	53 64	119	H Maine	55 52							
339	A UMass Lowell	61 46	255	A Howard	57 64							

Non-Div I Games:

Vermont

Average RPI Win:	154	WON-LOST	WINNING	LAST 10	STRENGTH OF	OPP. STRENGTH	TEAM	ADJ.	CONF.	ADJ CONF.
Average RPI Loss:	43	RECORD	PCT. RANK	GAMES	SCHEDULE	OF SCHEDULE	RPI	RPI	RPI	RPI
DIV. I ONLY	12- 11	161	7- 3	21	56	67	67	7	7	
DIV. I NON-CONF.	5- 6	186	1- 0	9	39	77	77	7	7	
TOTALS	RPI 1-25	RPI 26-50	W-L RECORDS	RPI 51-100	RPI 101-150	RPI 150+				
12- 11	0- 6	1- 2	OVERALL	2- 1	2- 2	7- 0				
6- 5	0- 3	1- 1	HOME	1- 1	0- 0	4- 0				
5- 3	0- 2	0- 1	AWAY	0- 0	2- 0	3- 0				
1- 3	0- 1	0- 0	NEUTRAL	1- 0	0- 2	0- 0				
5- 6	0- 3	0- 0	NON-CONFERENCE	1- 1	2- 2	2- 0				
2- 2	0- 1	0- 0	HOME	0- 1	0- 0	2- 0				
2- 1	0- 1	0- 0	AWAY	0- 0	2- 0	0- 0				
1- 3	0- 1	0- 0	NEUTRAL	1- 0	0- 2	0- 0				
7- 5	0- 3	1- 2	CONFERENCE	1- 0	0- 0	5- 0				
4- 3	0- 2	1- 1	HOME	1- 0	0- 0	2- 0				
3- 2	0- 1	0- 1	AWAY	0- 0	0- 0	3- 0				
0- 0	0- 0	0- 0	NEUTRAL	0- 0	0- 0	0- 0				

RPI 1-25				RPI 26-50				RPI 51-100 Team's RPI: 67				RPI 101+			
RPI	S	Opponent	Score	RPI	S	Opponent	Score	RPI	S	Opponent	Score	RPI	S	Opponent	Score
4	N	Mississippi St.	62 108	43	H	Marquette	71 77	54	H	George Washington	69 72	105	N	Troy	85 93
10	A	Duke	50 68	47	A	Georgetown	49 54	66	H	St. John's (NY)	55 50	111	A	Saint Joseph's	62 54
16	H	DePaul	50 80	47	H	Georgetown	71 50	94	N	Purdue	58 44	118	A	Penn	60 48
22	A	Creighton	46 60									123	N	VCU	66 68
22	H	Creighton	44 47									161	H	La Salle	52 49
23	H	Temple	48 83									171	A	Providence	64 59
												171	H	Providence	61 43
												173	A	Xavier	72 47
												181	H	Seton Hall	69 52
												238	A	Butler	70 69
												312	H	Lehigh	59 37
LAST 12 Division I GAMES:															
171	H	Providence	61 43	66	H	St. John's (NY)	55 50								
22	H	Creighton	44 47	181	H	Seton Hall	69 52								
47	A	Georgetown	49 54	22	A	Creighton	46 60								
173	A	Xavier	72 47	171	A	Providence	64 59								
238	A	Butler	70 69	47	H	Georgetown	71 50								
118	A	Penn	60 48	16	H	DePaul	50 80								

Non-Div I Games:

Villanova

■ Loss,
■ Non-Conf, S Site,
■ Home
■ Away
N Neutral

Average RPI Win:	172	WON-LOST	WINNING	LAST 10	STRENGTH OF	OPP. STRENGTH	TEAM	ADJ.	CONF.	ADJ CONF.
Average RPI Loss:	50	RECORD	PCT. RANK	GAMES	SCHEDULE	OF SCHEDULE	RPI	RPI	RPI	RPI
DIV. I ONLY	15- 8	88	4- 6	107	36	68	68	3	3	
DIV. I NON-CONF.	11- 2	24	2- 0	266	88	80	80	4	4	
TOTALS	RPI 1-25	RPI 26-50	W-L RECORDS	RPI 51-100	RPI 101-150	RPI 150+				
15- 8	0- 3	2- 1	OVERALL	3- 3	1- 1	9- 0				
10- 2	0- 2	2- 0	HOME	2- 0	0- 0	6- 0				
4- 5	0- 1	0- 1	AWAY	1- 2	1- 1	2- 0				
1- 1	0- 0	0- 0	NEUTRAL	0- 1	0- 0	1- 0				
11- 2	0- 0	0- 0	NON-CONFERENCE	3- 2	0- 0	8- 0				
7- 0	0- 0	0- 0	HOME	2- 0	0- 0	5- 0				
3- 1	0- 0	0- 0	AWAY	1- 1	0- 0	2- 0				
1- 1	0- 0	0- 0	NEUTRAL	0- 1	0- 0	1- 0				
4- 6	0- 3	2- 1	CONFERENCE	0- 1	1- 1	1- 0				
3- 2	0- 2	2- 0	HOME	0- 0	0- 0	1- 0				
1- 4	0- 1	0- 1	AWAY	0- 1	1- 1	0- 0				
0- 0	0- 0	0- 0	NEUTRAL	0- 0	0- 0	0- 0				

RPI 1-25				RPI 26-50				RPI 51-100 Team's RPI: 68				RPI 101+			
RPI	S	Opponent	Score	RPI	S	Opponent	Score	RPI	S	Opponent	Score	RPI	S	Opponent	Score
2	A	Notre Dame	74 82	34	A	Syracuse	49 54	51	A	Northwestern	60 69	112	A	Clemson	69 37
10	H	Duke	51 70	42	H	Georgia Tech	65 64	61	H	Dayton	66 56	141	A	Pittsburgh	54 62
13	H	Louisville	81 86	45	H	Virginia Tech	76 27	66	N	St. John's (NY)	55 66	177	H	Boston College	62 55
								85	A	North Carolina	58 67	179	N	Nebraska	73 51
								93	H	Middle Tenn.	63 51	189	H	Rutgers	62 54
								97	A	Georgia	66 43	229	H	UMBC	56 30
												239	A	Richmond	63 56
												241	H	UMES	60 50
												261	A	Bowling Green	67 47
												293	H	Coppin St.	103 40
												325	H	Ill.-Chicago	76 39
LAST 12 Division I GAMES:															
10	H	Duke	51 70	177	H	Boston College	62 55								
42	H	Georgia Tech	65 64	85	A	North Carolina	58 67								
2	A	Notre Dame	74 82	13	H	Louisville	81 86								
45	H	Virginia Tech	76 27	34	A	Syracuse	49 54								
141	A	Pittsburgh	54 62	61	H	Dayton	66 56								
112	A	Clemson	69 37	229	H	UMBC	56 30								

Non-Div I Games:

Virginia

Average RPI Win: 165		WON-LOST	WINNING	LAST 10	STRENGTH OF	OPP. STRENGTH	TEAM	ADJ.	CONF.	ADJ CONF.
Average RPI Loss: 26		RECORD	PCT. RANK	GAMES	SCHEDULE	OF SCHEDULE	RPI	RPI	RPI	RPI
DIV. I ONLY		16- 7	72	3- 7	58	55	45	45	3	3
DIV. I NON-CONF.		13- 0	1	2- 0	238	162	39	39	4	4
TOTALS		RPI 1-25	RPI 26-50		W-L RECORDS		RPI 51-100	RPI 101-150	RPI 150+	
16- 7	2- 4	1- 2		OVERALL		2- 1	3- 0	8- 0		
12- 3	1- 2	1- 1		HOME		2- 0	1- 0	7- 0		
4- 4	1- 0	0- 0		AWAY		0- 0	2- 0	1- 0		
0- 0	0- 0	0- 0		NEUTRAL		0- 0	0- 0	0- 0		
13- 0	2- 0	1- 0		NON-CONFERENCE		0- 0	2- 0	8- 0		
10- 0	1- 0	1- 0		HOME		0- 0	1- 0	7- 0		
3- 0	1- 0	0- 0		AWAY		0- 0	1- 0	1- 0		
0- 0	0- 0	0- 0		NEUTRAL		0- 0	0- 0	0- 0		
3- 7	0- 4	0- 2		CONFERENCE		2- 1	1- 0	0- 0		
2- 3	0- 2	0- 1		HOME		2- 0	0- 0	0- 0		
1- 4	0- 2	0- 1		AWAY		0- 1	1- 0	0- 0		
0- 0	0- 0	0- 0		NEUTRAL		0- 0	0- 0	0- 0		

RPI 1-25				RPI 26-50				Team's RPI: 45				RPI 51-100				RPI 101+			
RPI	S	Opponent	Score	RPI	S	Opponent	Score	RPI	S	Opponent	Score	RPI	S	Opponent	Score	RPI	S	Opponent	Score
2	H	Notre Dame	59 76	34	H	Syracuse	72 82	60	H	Wake Forest	72 70	112	A	Clemson	78 69				
5	H	Florida St.	54 82	42	A	Georgia Tech	81 87	68	A	Virginia	27 76	137	A	UCF	67 64				
10	A	Duke	59 84	47	H	Georgetown	73 63	85	H	North Carolina	76 68	139	H	Radford	71 52				
14	H	Tennessee	67 63									178	A	Col. of Charleston	71 61				
19	A	Miami (FL)	75 82									179	H	Nebraska	76 67				
25	A	Auburn	92 87									223	H	Presbyterian	67 36				
												244	H	UNC Asheville	71 52				
												261	H	Bowling Green	98 51				
												292	H	Gardner-Webb	76 42				
												305	H	Central Conn. St.	81 47				
												345	H	Delaware St.	88 48				
LAST 12 Division I GAMES:																			
42	A	Georgia Tech	81 87	60	H	Wake Forest	72 70	19	A	Miami (FL)	75 82								
2	H	Notre Dame	59 76	112	A	Clemson	78 69	85	H	North Carolina	76 68								
34	H	Syracuse	72 82	345	H	Delaware St.	88 48	139	H	Radford	71 52								
68	A	Virginia	27 76																
5	H	Florida St.	54 82																
10	A	Duke	59 84																

Non-Div I Games:

Virginia Tech

■ Loss,
■ Non-Conf, S Site,
■ Home
■ Away
N Neutral

W
a
g
n
e
rW
a
g
n
e
r

Wagner

Page 330

Wake Forest

Through Games Of Feb. 7, 2017

Average RPI Win:	152	WON-LOST	WINNING	LAST 10	STRENGTH OF	OPP. STRENGTH	TEAM	ADJ.	CONF.	ADJ CONF.
Average RPI Loss:	55	RECORD	PCT. RANK	GAMES	SCHEDULE	OF SCHEDULE	RPI	RPI	RPI	RPI
DIV. I ONLY	14- 9	116	5- 5	53	39	60	60	3	3	
DIV. I NON-CONF.	9- 4	85	1- 1	133	80	82	82	4	4	
TOTALS	RPI 1-25	RPI 26-50	W-L RECORDS	RPI 51-100	RPI 101-150	RPI 150+				
14- 9	0- 3	2- 4	OVERALL	1- 0	4- 1	7- 1				
11- 3	0- 1	1- 1	HOME	0- 0	4- 1	6- 0				
3- 6	0- 2	1- 3	AWAY	1- 0	0- 0	1- 1				
0- 0	0- 0	0- 0	NEUTRAL	0- 0	0- 0	0- 0				
9- 4	0- 0	1- 2	NON-CONFERENCE	0- 0	2- 1	6- 1				
7- 1	0- 0	0- 0	HOME	0- 0	2- 1	5- 0				
2- 3	0- 0	1- 2	AWAY	0- 0	0- 0	1- 1				
0- 0	0- 0	0- 0	NEUTRAL	0- 0	0- 0	0- 0				
5- 5	0- 3	1- 2	CONFERENCE	1- 0	2- 0	1- 0				
4- 2	0- 1	1- 1	HOME	0- 0	2- 0	1- 0				
1- 3	0- 2	0- 1	AWAY	1- 0	0- 0	0- 0				
0- 0	0- 0	0- 0	NEUTRAL	0- 0	0- 0	0- 0				

RPI 1-25				RPI 26-50				RPI 51-100				RPI 101+			
RPI	S	Opponent	Score	RPI	S	Opponent	Score	RPI	S	Opponent	Score	RPI	S	Opponent	Score
2	A	Notre Dame	72 92	26	A	LSU	57 60	85	A	North Carolina	80 77	112	H	Clemson	68 56
10	A	Duke	43 71	27	A	Elon	78 68					122	H	Navy	75 65
19	H	Miami (FL)	56 79	36	H	North Carolina St.	50 65					123	H	VCU	60 54
				41	A	James Madison	76 83					139	H	Radford	60 68
				42	H	Georgia Tech	70 65					141	H	Pittsburgh	57 48
				45	A	Virginia Tech	70 72					173	H	Xavier	58 45
												177	H	Boston College	71 55
												181	A	Seton Hall	63 70
												189	H	Rutgers	55 43
												192	A	Illinois	79 70
												226	H	Samford	51 40
												257	H	Furman	59 52
												266	H	Eastern Mich.	89 61
LAST 12 Division I GAMES:															
141	H	Pittsburgh	57 48	45	A	Virginia Tech	70 72								
19	H	Miami (FL)	56 79	112	H	Clemson	68 56								
10	A	Duke	43 71	36	H	North Carolina St.	50 65								
177	H	Boston College	71 55	2	A	Notre Dame	72 92								
42	H	Georgia Tech	70 65	41	A	James Madison	76 83								
85	A	North Carolina	80 77	123	H	VCU	60 54								

Non-Div I Games:

Wake Forest

■ Loss,
■ Non-Conf,
■ S Site,
■ H Home
■ A Away
N Neutral

Average RPI Win:	113	WON-LOST	WINNING	LAST 10	STRENGTH OF	OPP. STRENGTH	TEAM	ADJ.	CONF.	ADJ CONF.
Average RPI Loss:	7	RECORD	PCT. RANK	GAMES	SCHEDULE	OF SCHEDULE	RPI	RPI	RPI	RPI
DIV. I ONLY	22- 3	8	2- 2	28	23	8	8	1	1	
DIV. I NON-CONF.	12- 1	7	0- 1	58	119	6	6	1	1	
TOTALS	RPI 1-25	RPI 26-50	W-L RECORDS	RPI 51-100	RPI 101-150	RPI 150+				
22- 3	2- 3	3- 0	OVERALL	8- 0	3- 0	6- 0				
12- 1	1- 1	2- 0	HOME	4- 0	2- 0	3- 0				
10- 2	1- 2	1- 0	AWAY	4- 0	1- 0	3- 0				
0- 0	0- 0	0- 0	NEUTRAL	0- 0	0- 0	0- 0				
12- 1	0- 1	1- 0	NON-CONFERENCE	3- 0	2- 0	6- 0				
8- 0	0- 0	1- 0	HOME	2- 0	2- 0	3- 0				
4- 1	0- 1	0- 0	AWAY	1- 0	0- 0	3- 0				
0- 0	0- 0	0- 0	NEUTRAL	0- 0	0- 0	0- 0				
10- 2	2- 2	2- 0	CONFERENCE	5- 0	1- 0	0- 0				
4- 1	1- 1	1- 0	HOME	2- 0	0- 0	0- 0				
6- 1	1- 1	1- 0	AWAY	3- 0	1- 0	0- 0				
0- 0	0- 0	0- 0	NEUTRAL	0- 0	0- 0	0- 0				

RPI	S	Opponent	Score	RPI	S	Opponent	Score	RPI	S	Opponent	Score	RPI	S	Opponent	Score
2	A	Notre Dame	60 71	30	H	Missouri	79 66	56	A	Washington St.	87 44	125	A	Arizona	90 73
6	A	Oregon St.	70 73	37	A	Oregon	99 77	56	H	Washington St.	94 63	140	H	Idaho	105 53
11	H	UCLA	82 70	40	H	California	90 67	65	H	Colorado St.	101 68	144	H	Eastern Wash.	100 52
12	H	Stanford	68 72					70	A	Utah	82 53	167	H	Fresno St.	85 54
24	A	Arizona St.	65 54					75	H	Southern California	77 67	197	H	CSUN	101 44
								86	H	Boise St.	92 66	215	A	Seattle U	94 64
								89	A	Colorado	79 75	222	A	Grand Canyon	101 66
								99	A	BYU	82 70	260	H	Savannah St.	87 36
												274	A	Portland	83 53
LAST 12 Division I GAMES:															
2	A	Notre Dame	60 71	24	A	Arizona St.	65 54								
89	A	Colorado	79 75	125	A	Arizona	90 73								
70	A	Utah	82 53	11	H	UCLA	82 70								
12	H	Stanford	68 72	75	H	Southern California	77 67								
40	H	California	90 67	6	A	Oregon St.	70 73								
56	A	Washington St.	87 44	37	A	Oregon	99 77								

Non-Div I Games:

Washington

■ Loss,
 ■ Non-Conf, S Site,
 ■ Home
 ■ Away
 N Neutral

Average RPI Win:	111	WON-LOST	WINNING	LAST 10	STRENGTH OF	OPP. STRENGTH	TEAM	ADJ.	CONF.	ADJ CONF.
Average RPI Loss:	50	RECORD	PCT. RANK	GAMES	SCHEDULE	OF SCHEDULE	RPI	RPI	RPI	RPI
DIV. I ONLY	10- 13	212	5- 5	5	14	56	56	1	1	
DIV. I NON-CONF.	5- 6	186	0- 0	25	70	113	113	1	1	
TOTALS	RPI 1-25	RPI 26-50	W-L RECORDS	RPI 51-100	RPI 101-150	RPI 150+				
10- 13	1- 7	2- 0	OVERALL	2- 4	2- 2	3- 0				
7- 4	1- 2	1- 0	HOME	1- 2	2- 0	2- 0				
2- 8	0- 4	1- 0	AWAY	1- 2	0- 2	0- 0				
1- 1	0- 1	0- 0	NEUTRAL	0- 0	0- 0	1- 0				
5- 6	0- 2	0- 0	NON-CONFERENCE	0- 3	2- 1	3- 0				
4- 2	0- 0	0- 0	HOME	0- 2	2- 0	2- 0				
0- 3	0- 1	0- 0	AWAY	0- 1	0- 1	0- 0				
1- 1	0- 1	0- 0	NEUTRAL	0- 0	0- 0	1- 0				
5- 7	1- 5	2- 0	CONFERENCE	2- 1	0- 1	0- 0				
3- 2	1- 2	1- 0	HOME	1- 0	0- 0	0- 0				
2- 5	0- 3	1- 0	AWAY	1- 1	0- 1	0- 0				
0- 0	0- 0	0- 0	NEUTRAL	0- 0	0- 0	0- 0				

RPI 1-25				RPI 26-50				RPI 51-100 Team's RPI: 56				RPI 101+			
RPI	S	Opponent	Score	RPI	S	Opponent	Score	RPI	S	Opponent	Score	RPI	S	Opponent	Score
6	A	Oregon St.	58 80	37	A	Oregon	75 59	55	H	Oklahoma St.	72 79	121	A	Saint Louis	70 73
8	A	Washington	63 94	40	H	California	84 79	70	A	Utah	61 55	125	A	Arizona	55 56
8	H	Washington	44 87					75	H	Southern California	74 57	126	H	St. Mary's (CA)	85 69
11	H	UCLA	82 73					78	A	Gonzaga	61 79	149	H	San Francisco	73 35
12	H	Stanford	54 76					86	H	Boise St.	73 77	179	N	Nebraska	79 65
17	N	Maryland	69 79					89	A	Colorado	58 70	210	H	Loyola Marymount	92 45
18	A	Kentucky	67 69									217	H	San Diego	83 73
24	A	Arizona St.	49 68												
LAST 12 Division I GAMES:															
70	A	Utah	61 55	24	A	Arizona St.	49 68								
89	A	Colorado	58 70	75	H	Southern California	74 57								
40	H	California	84 79	11	H	UCLA	82 73								
12	H	Stanford	54 76	37	A	Oregon	75 59								
8	H	Washington	44 87	6	A	Oregon St.	58 80								
125	A	Arizona	55 56	8	A	Washington	63 94								

Non-Div I Games:

Washington St.

Average RPI Win:	285	WON-LOST	WINNING	LAST 10	STRENGTH OF	OPP. STRENGTH	TEAM	ADJ.	CONF.	ADJ CONF.
Average RPI Loss:	132	RECORD	PCT. RANK	GAMES	SCHEDULE	OF SCHEDULE	RPI	RPI	RPI	RPI
DIV. I ONLY	8- 11	216	4- 6	259	222	228	228	19	19	
DIV. I NON-CONF.	4- 5	198	0- 2	312	206	239	239	19	19	
TOTALS	RPI 1-25	RPI 26-50	W-L RECORDS	RPI 51-100	RPI 101-150	RPI 150+				
8- 11	0- 0	0- 0	OVERALL	0- 3	0- 5	8- 3				
3- 5	0- 0	0- 0	HOME	0- 1	0- 2	3- 2				
5- 5	0- 0	0- 0	AWAY	0- 2	0- 2	5- 1				
0- 1	0- 0	0- 0	NEUTRAL	0- 0	0- 1	0- 0				
4- 5	0- 0	0- 0	NON-CONFERENCE	0- 2	0- 1	4- 2				
1- 2	0- 0	0- 0	HOME	0- 0	0- 0	1- 2				
3- 2	0- 0	0- 0	AWAY	0- 2	0- 0	3- 0				
0- 1	0- 0	0- 0	NEUTRAL	0- 0	0- 1	0- 0				
4- 6	0- 0	0- 0	CONFERENCE	0- 1	0- 4	4- 1				
2- 3	0- 0	0- 0	HOME	0- 1	0- 2	2- 0				
2- 3	0- 0	0- 0	AWAY	0- 0	0- 2	2- 1				
0- 0	0- 0	0- 0	NEUTRAL	0- 0	0- 0	0- 0				

RPI 1-25				RPI 26-50				RPI 51-100				RPI 101+				Team's RPI: 228	
RPI	S	Opponent	Score	RPI	S	Opponent	Score	RPI	S	Opponent	Score	RPI	S	Opponent	Score		
								63	H	Montana St.	68	83	108	H	Northern Colo.	79	88
								70	A	Utah	52	71	132	N	Stetson	68	70
								99	A	BYU	64	73	138	H	North Dakota	65	70
													140	A	Idaho	77	95
													144	A	Eastern Wash.	85	99
													167	H	Fresno St.	57	60
													190	A	Idaho St.	52	57
													190	H	Idaho St.	50	43
													197	H	CSUN	78	89
													271	A	FIU	64	61
													273	A	Southern Utah	73	68
													274	H	Portland	76	37
													296	A	Northern Ariz.	75	64
													313	A	Air Force	76	61
													328	H	Montana	74	58
													331	A	Utah Valley	64	61
LAST 12 Division I GAMES:																	
296	A	Northern Ariz.	75	64	140	A	Idaho	77	95								
273	A	Southern Utah	73	68	190	H	Idaho St.	50	43								
190	A	Idaho St.	52	57	328	H	Montana	74	58								
108	H	Northern Colo.	79	88	63	H	Montana St.	68	83								
138	H	North Dakota	65	70	167	H	Fresno St.	57	60								
144	A	Eastern Wash.	85	99	70	A	Utah	52	71								

Non-Div I Games: Cal St. San B'dino 75 69 Westminster (UT) 81 68

Weber St.

■ Loss,
■ Non-Conf, S Site,
■ Home
■ Away
N Neutral

Average RPI Win: 196		WON-LOST	WINNING	LAST 10	STRENGTH OF	OPP. STRENGTH	TEAM	ADJ.	CONF.	ADJ CONF.
Average RPI Loss: 25		RECORD	PCT. RANK	GAMES	SCHEDULE	OF SCHEDULE	RPI	RPI	RPI	RPI
DIV. I ONLY		16- 8	82	3- 7	68	62	62	62	4	4
DIV. I NON-CONF.		12- 0	1	0- 0	272	315	57	57	3	3
TOTALS		RPI 1-25	RPI 26-50		W-L RECORDS		RPI 51-100	RPI 101-150	RPI 150+	
16- 8	2- 6	0- 0		OVERALL		2- 2	2- 0	10- 0		
11- 3	1- 2	0- 0		HOME		2- 1	0- 0	8- 0		
2- 5	0- 4	0- 0		AWAY		0- 1	1- 0	1- 0		
3- 0	1- 0	0- 0		NEUTRAL		0- 0	1- 0	1- 0		
12- 0	1- 0	0- 0		NON-CONFERENCE		1- 0	1- 0	9- 0		
9- 0	0- 0	0- 0		HOME		1- 0	0- 0	8- 0		
0- 0	0- 0	0- 0		AWAY		0- 0	0- 0	0- 0		
3- 0	1- 0	0- 0		NEUTRAL		0- 0	1- 0	1- 0		
4- 8	1- 6	0- 0		CONFERENCE		1- 2	1- 0	1- 0		
2- 3	1- 2	0- 0		HOME		1- 1	0- 0	0- 0		
2- 5	0- 4	0- 0		AWAY		0- 1	1- 0	1- 0		
0- 0	0- 0	0- 0		NEUTRAL		0- 0	0- 0	0- 0		

RPI	S	Opponent	Score
7	A	Texas	54 69
7	H	Texas	63 73
9	A	Baylor	73 79
9	H	Baylor	56 91
15	A	Oklahoma	87 90
15	H	Oklahoma	83 73
21	A	Kansas St.	71 86
25	N	Auburn	56 52

RPI	S	Opponent	Score

RPI	S	Opponent	Score
64	A	Texas Tech	66 75
64	H	Texas Tech	89 79
71	H	Iowa St.	55 80
96	H	Ole Miss	66 61

RPI	S	Opponent	Score
124	A	TCU	83 61
134	N	East Carolina	79 47
154	A	Kansas	62 51
188	H	Morehead St.	94 53
253	H	Charleston So.	88 38
255	H	Howard	95 49
277	N	N.C. A&T	80 64
288	H	High Point	82 59
293	H	Coppin St.	69 39
317	H	USC Upstate	91 33
318	H	Mt. St. Mary's	77 45
336	H	Longwood	107 40

LAST 12 Division I GAMES:

15	A	Oklahoma	87 90	7	H	Texas	63 73
71	H	Iowa St.	55 80	64	A	Texas Tech	66 75
7	A	Texas	54 69	15	H	Oklahoma	83 73
64	H	Texas Tech	89 79	9	H	Baylor	56 91
9	A	Baylor	73 79	21	A	Kansas St.	71 86
154	A	Kansas	62 51	124	A	TCU	83 61

Non-Div I Games:

West Virginia

■ Loss,
 ■ Non-Conf,
 S Site,
 ■ Home
 ■ Away
 N Neutral

Average RPI Win:	282	WON-LOST	WINNING	LAST 10	STRENGTH OF	OPP. STRENGTH	TEAM	ADJ.	CONF.	ADJ CONF.
Average RPI Loss:	176	RECORD	PCT. RANK	GAMES	SCHEDULE	OF SCHEDULE	RPI	RPI	RPI	RPI
DIV. I ONLY	6- 17	295	3- 7	184	296	286	286	18	18	
DIV. I NON-CONF.	4- 10	259	2- 1	181	312	260	260	21	21	
TOTALS	RPI 1-25	RPI 26-50	W-L RECORDS	RPI 51-100	RPI 101-150	RPI 150+				
6- 17	0- 1	0- 0	OVERALL	0- 2	0- 5	6- 9				
4- 5	0- 0	0- 0	HOME	0- 0	0- 1	4- 4				
2- 10	0- 1	0- 0	AWAY	0- 2	0- 2	2- 5				
0- 2	0- 0	0- 0	NEUTRAL	0- 0	0- 2	0- 0				
4- 10	0- 1	0- 0	NON-CONFERENCE	0- 1	0- 4	4- 4				
2- 3	0- 0	0- 0	HOME	0- 0	0- 0	2- 3				
2- 5	0- 1	0- 0	AWAY	0- 1	0- 2	2- 1				
0- 2	0- 0	0- 0	NEUTRAL	0- 0	0- 2	0- 0				
2- 7	0- 0	0- 0	CONFERENCE	0- 1	0- 1	2- 5				
2- 2	0- 0	0- 0	HOME	0- 0	0- 1	2- 1				
0- 5	0- 0	0- 0	AWAY	0- 1	0- 0	0- 4				
0- 0	0- 0	0- 0	NEUTRAL	0- 0	0- 0	0- 0				

RPI	S	Opponent	Score	RPI	S	Opponent	Score	RPI	S	Opponent	Score	RPI	S	Opponent	Score	Team's RPI: 286
5	A	Florida St.	41 90					95	A	Chattanooga	46 67	104	H	Mercer	57 59	
								97	A	Georgia	43 78	107	N	Duquesne	50 65	
												112	A	Clemson	63 78	
												139	A	Radford	39 67	
												149	N	San Francisco	52 73	
												187	A	ETSU	57 76	
												221	H	Campbell	48 50	
												226	H	Samford	42 49	
												235	A	Wofford	59 68	
												235	H	Wofford	69 66	
												244	A	UNC Asheville	53 62	
												253	H	Charleston So.	58 53	
												256	A	UNCG	45 62	
												257	A	Furman	44 73	
												257	H	Furman	75 72	
												263	H	UT Martin	72 84	
												288	H	High Point	73 64	
												292	H	Gardner-Webb	60 68	
												315	A	Eastern Ky.	72 61	
												341	A	Florida A&M	62 61	
LAST 12 Division I GAMES:																
235	H	Wofford	69 66	226	H	Samford	42 49									
257	H	Furman	75 72	257	A	Furman	44 73									
256	A	UNCG	45 62	235	A	Wofford	59 68									
187	A	ETSU	57 76	253	H	Charleston So.	58 53									
95	A	Chattanooga	46 67	97	A	Georgia	43 78									
104	H	Mercer	57 59	288	H	High Point	73 64									

Non-Div I Games: North Greenville 95 48

Western Caro.

Loss, Non-Conf, S Site, H Home A Away N Neutral

Average RPI Win:	226	WON-LOST	WINNING	LAST 10	STRENGTH OF	OPP. STRENGTH	TEAM	ADJ.	CONF.	ADJ CONF.
Average RPI Loss:	73	RECORD	PCT. RANK	GAMES	SCHEDULE	OF SCHEDULE	RPI	RPI	RPI	RPI
DIV. I ONLY	16- 6	53	7- 3	222	148	91	91	11	11	
DIV. I NON-CONF.	8- 3	67	1- 0	284	217	101	101	10	10	
TOTALS	RPI 1-25	RPI 26-50	W-L RECORDS	RPI 51-100	RPI 101-150	RPI 150+				
16- 6	0- 0	0- 3	OVERALL	2- 2	2- 0	12- 1				
8- 1	0- 0	0- 0	HOME	1- 1	1- 0	6- 0				
8- 5	0- 0	0- 0	AWAY	1- 0	1- 0	6- 0				
0- 0	0- 0	0- 0	NEUTRAL	0- 0	0- 0	0- 0				
8- 3	0- 0	0- 2	NON-CONFERENCE	1- 0	0- 0	7- 1				
4- 0	0- 0	0- 0	HOME	1- 0	0- 0	3- 0				
4- 3	0- 0	0- 2	AWAY	0- 0	0- 0	4- 1				
0- 0	0- 0	0- 0	NEUTRAL	0- 0	0- 0	0- 0				
8- 3	0- 0	0- 1	CONFERENCE	1- 2	2- 0	5- 0				
4- 1	0- 0	0- 0	HOME	0- 1	1- 0	3- 0				
4- 2	0- 0	0- 1	AWAY	1- 1	1- 0	2- 0				
0- 0	0- 0	0- 0	NEUTRAL	0- 0	0- 0	0- 0				

RPI 1-25				RPI 26-50				RPI 51-100				Team's RPI: 91				RPI 101+			
RPI	S	Opponent	Score	RPI	S	Opponent	Score	RPI	S	Opponent	Score	RPI	S	Opponent	Score	RPI	S	Opponent	Score
				30	A	Missouri	68 71	59	A	South Dakota	86 78	136	A	Oral Roberts	76 62				
				38	A	South Dakota St.	58 73	76	A	IUPUI	52 66	136	H	Oral Roberts	76 72				
				43	A	Marquette	61 77	76	H	IUPUI	72 76	162	A	Omaha	78 74				
								77	H	Northern Ill.	83 79	162	H	Omaha	80 63				
												172	A	Milwaukee	68 76				
												208	A	SIUE	76 74				
												227	H	Bradley	91 77				
												282	H	North Dakota St.	110 81				
												285	A	Southeast Mo. St.	100 87				
												297	H	Eastern Ill.	83 62				
												302	H	Denver	87 62				
												309	A	UMKC	78 65				
												319	H	Illinois St.	80 50				
												323	A	Fort Wayne	75 53				
												329	A	Chicago St.	54 50				
LAST 12 Division I GAMES:																			
				162	H	Omaha	80 63	162	A	Omaha	78 74								
				136	A	Oral Roberts	76 62	136	H	Oral Roberts	76 72								
				59	A	South Dakota	86 78	302	H	Denver	87 62								
				76	H	IUPUI	72 76	76	A	IUPUI	52 66								
				38	A	South Dakota St.	58 73	323	A	Fort Wayne	75 53								
				282	H	North Dakota St.	110 81	319	H	Illinois St.	80 50								

Non-Div I Games: Graceland (IA) 118 40 Monmouth (IL) 113 29

Western Ill.

Average RPI Win:	207	WON-LOST	WINNING	LAST 10	STRENGTH OF	OPP. STRENGTH	TEAM	ADJ.	CONF.	ADJ CONF.
Average RPI Loss:	65	RECORD	PCT. RANK	GAMES	SCHEDULE	OF SCHEDULE	RPI	RPI	RPI	RPI
DIV. I ONLY	17- 6	44	3- 0	160	119	81	81	14	14	
DIV. I NON-CONF.	8- 4	97	1- 0	144	92	100	100	16	16	
TOTALS	RPI 1-25	RPI 26-50	W-L RECORDS	RPI 51-100	RPI 101-150	RPI 150+				
17- 6	0- 2	0- 0	OVERALL	2- 3	4- 1	11- 0				
12- 1	0- 0	0- 0	HOME	2- 1	2- 0	8- 0				
4- 3	0- 1	0- 0	AWAY	0- 1	1- 1	3- 0				
1- 2	0- 1	0- 0	NEUTRAL	0- 1	1- 0	0- 0				
8- 4	0- 2	0- 0	NON-CONFERENCE	1- 2	2- 0	5- 0				
5- 1	0- 0	0- 0	HOME	1- 1	1- 0	3- 0				
2- 1	0- 1	0- 0	AWAY	0- 0	0- 0	2- 0				
1- 2	0- 1	0- 0	NEUTRAL	0- 1	1- 0	0- 0				
9- 2	0- 0	0- 0	CONFERENCE	1- 1	2- 1	6- 0				
7- 0	0- 0	0- 0	HOME	1- 0	1- 0	5- 0				
2- 2	0- 0	0- 0	AWAY	0- 1	1- 1	1- 0				
0- 0	0- 0	0- 0	NEUTRAL	0- 0	0- 0	0- 0				

RPI 1-25				RPI 26-50				RPI 51-100 Team's RPI: 81				RPI 101+			
RPI	S	Opponent	Score	RPI	S	Opponent	Score	RPI	S	Opponent	Score	RPI	S	Opponent	Score
13	A	Louisville	61 68					52	H	Indiana	85 74	106	N	Kent St.	79 73
16	N	DePaul	69 77					54	N	George Washington	49 68	117	H	Southern Miss.	79 53
								73	H	UT Arlington	68 71	128	H	Ball St.	68 61
								88	A	Charlotte	85 89	133	A	Old Dominion	67 62
								93	H	Middle Tenn.	66 51	146	A	UTSA	77 80
												159	H	Louisiana Tech	67 58
												178	H	Col. of Charleston	89 76
												202	H	UAB	60 48
												249	H	Marshall	73 57
												250	A	Austin Peay	85 65
												271	H	FIU	90 38
												287	A	UTEP	71 54
												294	H	Lipscomb	87 35
												315	A	Eastern Ky.	90 63
												330	H	Fla. Atlantic	76 55
												349	H	Alabama A&M	96 32
LAST 12 Division I GAMES:															
106	N	Kent St.	79 73	93	H	Middle Tenn.	66 51								
117	H	Southern Miss.	79 53	202	H	UAB	60 48								
159	H	Louisiana Tech	67 58	133	A	Old Dominion	67 62								
146	A	UTSA	77 80	88	A	Charlotte	85 89								
287	A	UTEP	71 54	271	H	FIU	90 38								
249	H	Marshall	73 57	330	H	Fla. Atlantic	76 55								

Non-Div I Games:

Western Ky.

WON-LOST				STRENGTH OF						
Average RPI Win:	WON-LOST	WINNING	LAST 10	STRENGTH OF		OPP. STRENGTH	TEAM	ADJ.	CONF.	ADJ CONF.
Average RPI Loss:	RECORD	PCT. RANK	GAMES	SCHEDULE		OF SCHEDULE	RPI	RPI	RPI	RPI
DIV. I ONLY	14- 7	82	5- 5	318		118	162	162	10	10
DIV. I NON-CONF.	9- 2	37	2- 0	347		155	177	177	11	11
TOTALS	RPI 1-25	RPI 26-50		W-L RECORDS		RPI 51-100	RPI 101-150		RPI 150+	
14- 7	0- 0	0- 3		OVERALL		0- 2	1- 2		13- 0	
6- 3	0- 0	0- 1		HOME		0- 1	0- 1		6- 0	
7- 4	0- 0	0- 0		AWAY		0- 1	1- 0		6- 0	
1- 0	0- 0	0- 0		NEUTRAL		0- 0	0- 0		1- 0	
9- 2	0- 0	0- 2		NON-CONFERENCE		0- 0	1- 0		8- 0	
4- 1	0- 0	0- 1		HOME		0- 0	0- 0		4- 0	
4- 1	0- 0	0- 1		AWAY		0- 0	1- 0		3- 0	
1- 0	0- 0	0- 0		NEUTRAL		0- 0	0- 0		1- 0	
5- 5	0- 0	0- 1		CONFERENCE		0- 2	0- 2		5- 0	
2- 2	0- 0	0- 0		HOME		0- 1	0- 1		2- 0	
3- 3	0- 0	0- 1		AWAY		0- 1	0- 1		3- 0	
0- 0	0- 0	0- 0		NEUTRAL		0- 0	0- 0		0- 0	

RPI 1-25				RPI 26-50				RPI 51-100				RPI 101+ Team's RPI: 162			
RPI	S	Opponent	Score	RPI	S	Opponent	Score	RPI	S	Opponent	Score	RPI	S	Opponent	Score
				28	A	Michigan	40 66	69	H	Buffalo	47 62	106	H	Kent St.	67 71
				44	A	Ohio	67 80	77	A	Northern Ill.	62 67	128	A	Ball St.	56 61
				46	H	Michigan St.	64 68					147	A	Detroit	75 65
												211	A	Akron	73 57
												211	H	Akron	73 60
												218	A	Miami (OH)	85 60
												227	H	Bradley	83 64
												261	H	Bowling Green	75 58
												266	A	Eastern Mich.	76 67
												279	H	Davidson	76 63
												282	A	North Dakota St.	68 63
												309	A	UMKC	66 54
												315	N	Eastern Ky.	74 59
												316	H	Loyola Chicago	65 53
												323	H	Fort Wayne	61 35
												329	A	Chicago St.	64 51
LAST 12 Division I GAMES:															
				77	A	Northern Ill.	62 67	261	H	Bowling Green	75 58				
				69	H	Buffalo	47 62	128	A	Ball St.	56 61				
				44	A	Ohio	67 80	218	A	Miami (OH)	85 60				
				211	A	Akron	73 57	211	H	Akron	73 60				
				106	H	Kent St.	67 71	329	A	Chicago St.	64 51				
				266	A	Eastern Mich.	76 67	227	H	Bradley	83 64				

Non-Div I Games:

Western Mich.

Loss, Non-Conf, S Site, H Home A Away N Neutral

Average RPI Win:	233	WON-LOST	WINNING	LAST 10	STRENGTH OF	OPP. STRENGTH	TEAM	ADJ.	CONF.	ADJ CONF.
Average RPI Loss:	103	RECORD	PCT. RANK	GAMES	SCHEDULE	OF SCHEDULE	RPI	RPI	RPI	RPI
DIV. I ONLY	10- 11	193	5- 5	167	117	193	193	16	16	
DIV. I NON-CONF.	5- 6	186	1- 1	111	58	181	181	14	14	
TOTALS	RPI 1-25	RPI 26-50	W-L RECORDS	RPI 51-100	RPI 101-150	RPI 150+				
10- 11	1- 1	0- 3	OVERALL	0- 3	1- 0	8- 4				
6- 5	1- 0	0- 2	HOME	0- 1	1- 0	4- 2				
3- 4	0- 0	0- 1	AWAY	0- 1	0- 0	3- 2				
1- 2	0- 1	0- 0	NEUTRAL	0- 1	0- 0	1- 0				
5- 6	1- 1	0- 2	NON-CONFERENCE	0- 2	1- 0	3- 1				
4- 2	1- 0	0- 1	HOME	0- 0	1- 0	2- 1				
0- 2	0- 0	0- 1	AWAY	0- 1	0- 0	0- 0				
1- 2	0- 1	0- 0	NEUTRAL	0- 1	0- 0	1- 0				
5- 5	0- 0	0- 1	CONFERENCE	0- 1	0- 0	5- 3				
2- 3	0- 0	0- 1	HOME	0- 1	0- 0	2- 1				
3- 2	0- 0	0- 0	AWAY	0- 0	0- 0	3- 2				
0- 0	0- 0	0- 0	NEUTRAL	0- 0	0- 0	0- 0				

RPI 1-25				RPI 26-50				RPI 51-100				RPI 101+ Team's RPI: 193			
RPI	S	Opponent	Score	RPI	S	Opponent	Score	RPI	S	Opponent	Score	RPI	S	Opponent	Score
12	N	Stanford	39 87	30	A	Missouri	57 64	57	H	UNI	61 63	135	H	Abilene Christian	81 62
22	H	Creighton	62 54	32	H	Drake	78 83	73	A	UT Arlington	70 74	152	A	Missouri St.	62 73
				38	H	South Dakota St.	58 78	94	N	Purdue	49 86	152	H	Missouri St.	60 65
												183	A	Southern Ill.	54 77
												185	N	Northeastern	87 73
												200	A	Indiana St.	56 42
												227	H	Bradley	65 54
												270	A	Evansville	74 67
												309	H	UMKC	54 56
												316	A	Loyola Chicago	83 64
												319	H	Illinois St.	67 45
												324	H	Arkansas St.	69 51
												335	H	Incarnate Word	73 63
LAST 12 Division I GAMES:															
152	H	Missouri St.	60 65	183	A	Southern Ill.	54 77								
316	A	Loyola Chicago	83 64	152	A	Missouri St.	62 73								
200	A	Indiana St.	56 42	57	H	UNI	61 63								
319	H	Illinois St.	67 45	32	H	Drake	78 83								
227	H	Bradley	65 54	38	H	South Dakota St.	58 78								
270	A	Evansville	74 67	335	H	Incarnate Word	73 63								

Non-Div I Games:

Wichita St.

■ Loss,
■ Non-Conf, S Site,
■ Home
■ Away
N Neutral

William & Mary

Through Games Of Feb. 7, 2017

Average RPI Win:	216	WON-LOST	WINNING	LAST 10	STRENGTH OF	OPP. STRENGTH	TEAM	ADJ.	CONF.	ADJ CONF.
Average RPI Loss:	111	RECORD	PCT. RANK	GAMES	SCHEDULE	OF SCHEDULE	RPI	RPI	RPI	RPI
DIV. I ONLY	15- 7	79	4- 6	226	130	131	131	8	8	
DIV. I NON-CONF.	10- 1	16	1- 0	271	307	90	90	8	8	
TOTALS	RPI 1-25	RPI 26-50	W-L RECORDS	RPI 51-100	RPI 101-150	RPI 150+				
15- 7	0- 0	0- 2	OVERALL	0- 1	3- 1	12- 3				
8- 4	0- 0	0- 2	HOME	0- 1	1- 1	7- 0				
7- 3	0- 0	0- 0	AWAY	0- 0	2- 0	5- 3				
0- 0	0- 0	0- 0	NEUTRAL	0- 0	0- 0	0- 0				
10- 1	0- 0	0- 0	NON-CONFERENCE	0- 1	2- 0	8- 0				
6- 1	0- 0	0- 0	HOME	0- 1	1- 0	5- 0				
4- 0	0- 0	0- 0	AWAY	0- 0	1- 0	3- 0				
0- 0	0- 0	0- 0	NEUTRAL	0- 0	0- 0	0- 0				
5- 6	0- 0	0- 2	CONFERENCE	0- 0	1- 1	4- 3				
2- 3	0- 0	0- 2	HOME	0- 0	0- 1	2- 0				
3- 3	0- 0	0- 0	AWAY	0- 0	1- 0	2- 3				
0- 0	0- 0	0- 0	NEUTRAL	0- 0	0- 0	0- 0				

RPI S	Opponent	Score	RPI S	Opponent	Score	RPI S	Opponent	Score	RPI S	Opponent	Score	Team's RPI: 131
27	H Elon	58 60	41	H James Madison	64 79	66	H St. John's (NY)	57 73	114	A Delaware	60 49	
									114	H Delaware	54 68	
									133	A Old Dominion	69 58	
									134	H East Carolina	82 72	
									166	A Towson	60 64	
									175	A American	48 34	
									178	A Col. of Charleston	60 70	
									182	A Hofstra	61 64	
									182	H Hofstra	81 65	
									185	A Northeastern	68 54	
									185	H Northeastern	60 58	
									213	H Saint Francis (PA)	73 60	
									214	H Dartmouth	63 50	
									220	A UNCW	57 43	
									239	H Richmond	67 39	
									268	A Norfolk St.	65 52	
									317	A USC Upstate	49 46	
									318	H Mt. St. Mary's	68 46	
									345	H Delaware St.	82 48	
LAST 12 Division I GAMES:												
182	H Hofstra	81 65	166	A Towson	60 64							
182	A Hofstra	61 64	220	A UNCW	57 43							
185	A Northeastern	68 54	185	H Northeastern	60 58							
41	H James Madison	64 79	178	A Col. of Charleston	60 70							
114	H Delaware	54 68	114	A Delaware	60 49							
27	H Elon	58 60	134	H East Carolina	82 72							

Non-Div I Games:

William & Mary

■ Loss,
 ■ Non-Conf,
 ■ S Site,
 ■ H Home
 ■ A Away
 N Neutral

Average RPI Win:	336	WON-LOST	WINNING	LAST 10	STRENGTH OF	OPP. STRENGTH	TEAM	ADJ.	CONF.	ADJ CONF.
Average RPI Loss:	180	RECORD	PCT. RANK	GAMES	SCHEDULE	OF SCHEDULE	RPI	RPI	RPI	RPI
DIV. I ONLY	1- 21	346	1- 9	140	284	326	326	28	28	
DIV. I NON-CONF.	0- 11	335	0- 1	30	152	283	283	28	28	
TOTALS	RPI 1-25	RPI 26-50	W-L RECORDS	RPI 51-100	RPI 101-150	RPI 150+				
1- 21	0- 2	0- 2	OVERALL	0- 1	0- 3	1- 13				
1- 10	0- 0	0- 0	HOME	0- 0	0- 2	1- 8				
0- 8	0- 1	0- 1	AWAY	0- 0	0- 1	0- 5				
0- 3	0- 1	0- 1	NEUTRAL	0- 1	0- 0	0- 0				
0- 11	0- 2	0- 2	NON-CONFERENCE	0- 1	0- 1	0- 5				
0- 5	0- 0	0- 0	HOME	0- 0	0- 1	0- 4				
0- 3	0- 1	0- 1	AWAY	0- 0	0- 0	0- 1				
0- 3	0- 1	0- 1	NEUTRAL	0- 1	0- 0	0- 0				
1- 10	0- 0	0- 0	CONFERENCE	0- 0	0- 2	1- 8				
1- 5	0- 0	0- 0	HOME	0- 0	0- 1	1- 4				
0- 5	0- 0	0- 0	AWAY	0- 0	0- 1	0- 4				
0- 0	0- 0	0- 0	NEUTRAL	0- 0	0- 0	0- 0				

RPI 1-25				RPI 26-50				RPI 51-100				RPI 101+ Team's RPI: 326			
RPI	S	Opponent	Score	RPI	S	Opponent	Score	RPI	S	Opponent	Score	RPI	S	Opponent	Score
5	N	Florida St.	35 98	28	N	Michigan	39 76	78	N	Gonzaga	41 71	104	H	Mercer	48 71
9	A	Baylor	32 140	31	A	Ohio St.	48 88					139	A	Radford	49 74
												139	H	Radford	50 60
												178	H	Col. of Charleston	64 95
												187	A	ETSU	45 62
												211	H	Akron	59 80
												221	A	Campbell	32 61
												223	H	Presbyterian	39 78
												243	A	Liberty	51 80
												244	H	UNC Asheville	53 68
												253	A	Charleston So.	52 71
												278	H	Tennessee Tech	50 73
												288	A	High Point	43 88
												288	H	High Point	57 70
												292	H	Gardner-Webb	54 89
												336	H	Longwood	78 72
												340	H	South Carolina St.	55 63
LAST 12 Division I GAMES:															
288	H	High Point	57 70	221	A	Campbell	32 61								
139	A	Radford	49 74	253	A	Charleston So.	52 71								
292	H	Gardner-Webb	54 89	244	H	UNC Asheville	53 68								
243	A	Liberty	51 80	139	H	Radford	50 60								
336	H	Longwood	78 72	288	A	High Point	43 88								
223	H	Presbyterian	39 78	31	A	Ohio St.	48 88								

Non-Div I Games: N.C. Wesleyan 89 40

Winthrop

■ Loss,
 ■ Non-Conf, S Site,
 ■ Home
 ■ Away
 N Neutral

Average RPI Win:	222	WON-LOST	WINNING	LAST 10	STRENGTH OF	OPP. STRENGTH	TEAM	ADJ.	CONF.	ADJ CONF.
Average RPI Loss:	89	RECORD	PCT. RANK	GAMES	SCHEDULE	OF SCHEDULE	RPI	RPI	RPI	RPI
DIV. I ONLY	5- 18	309	0- 10	44	106	204	204	6	6	
DIV. I NON-CONF.	5- 8	218	1- 1	90	259	191	191	6	6	
TOTALS	RPI 1-25	RPI 26-50	W-L RECORDS	RPI 51-100	RPI 101-150	RPI 150+				
5- 18	0- 0	1- 5	OVERALL	0- 9	0- 0	4- 4				
2- 10	0- 0	0- 4	HOME	0- 4	0- 0	2- 2				
2- 7	0- 0	1- 1	AWAY	0- 4	0- 0	1- 2				
1- 1	0- 0	0- 0	NEUTRAL	0- 1	0- 0	1- 0				
5- 8	0- 0	1- 1	NON-CONFERENCE	0- 4	0- 0	4- 3				
2- 5	0- 0	0- 1	HOME	0- 2	0- 0	2- 2				
2- 2	0- 0	1- 0	AWAY	0- 1	0- 0	1- 1				
1- 1	0- 0	0- 0	NEUTRAL	0- 1	0- 0	1- 0				
0- 10	0- 0	0- 4	CONFERENCE	0- 5	0- 0	0- 1				
0- 5	0- 0	0- 3	HOME	0- 2	0- 0	0- 0				
0- 5	0- 0	0- 1	AWAY	0- 3	0- 0	0- 1				
0- 0	0- 0	0- 0	NEUTRAL	0- 0	0- 0	0- 0				

RPI S	Opponent	Score	RPI S	Opponent	Score	RPI S	Opponent	Score	RPI S	Opponent	Score	Team's RPI: 204
			28 H	Michigan	56 73	51 A	Northwestern	43 63	172 A	Milwaukee	63 80	
			31 A	Ohio St.	61 70	52 H	Indiana	54 78	189 A	Rutgers	52 68	
			31 H	Ohio St.	68 96	53 A	Minnesota	60 88	190 H	Idaho St.	35 42	
			33 A	Green Bay	54 53	61 H	Dayton	64 83	213 H	Saint Francis (PA)	100 103	
			43 H	Marquette	75 81	84 A	Penn St.	46 76	236 N	Tennessee St.	80 70	
			46 H	Michigan St.	57 81	85 H	North Carolina	59 72	238 H	Butler	60 55	
						88 A	Charlotte	48 63	283 H	Mississippi Val.	103 61	
						94 H	Purdue	57 79	319 A	Illinois St.	64 46	
						96 N	Ole Miss	44 69				
LAST 12 Division I GAMES:												
			31 H	Ohio St.	68 96	94 H	Purdue	57 79				
			51 A	Northwestern	43 63	53 A	Minnesota	60 88				
			52 H	Indiana	54 78	189 A	Rutgers	52 68				
			46 H	Michigan St.	57 81	28 H	Michigan	56 73				
			31 A	Ohio St.	61 70	33 A	Green Bay	54 53				
			84 A	Penn St.	46 76	43 H	Marquette	75 81				

Non-Div I Games:

Wisconsin

■ Loss,
 ■ Non-Conf,
 ■ S Site,
 ■ H Home
 ■ A Away
 N Neutral

Average RPI Win: 281	WON-LOST	WINNING	LAST 10	STRENGTH OF	OPP. STRENGTH	TEAM	ADJ.	CONF.	ADJ CONF.
Average RPI Loss: 167	RECORD	PCT. RANK	GAMES	SCHEDULE	OF SCHEDULE	RPI	RPI	RPI	RPI
DIV. I ONLY	10- 12	202	2- 7	299	266	235	235	18	18
DIV. I NON-CONF.	8- 5	124	1- 1	313	300	175	175	21	21
TOTALS	RPI 1-25	RPI 26-50	W-L RECORDS	RPI 51-100	RPI 101-150	RPI 150+			
10- 12	0- 0	0- 1	OVERALL	0- 3	0- 1	10- 7			
5- 3	0- 0	0- 0	HOME	0- 1	0- 0	5- 2			
5- 7	0- 0	0- 1	AWAY	0- 0	0- 1	5- 5			
0- 2	0- 0	0- 0	NEUTRAL	0- 2	0- 0	0- 0			
8- 5	0- 0	0- 1	NON-CONFERENCE	0- 2	0- 0	8- 2			
3- 0	0- 0	0- 0	HOME	0- 0	0- 0	3- 0			
5- 3	0- 0	0- 1	AWAY	0- 0	0- 0	5- 2			
0- 2	0- 0	0- 0	NEUTRAL	0- 2	0- 0	0- 0			
2- 7	0- 0	0- 0	CONFERENCE	0- 1	0- 1	2- 5			
2- 3	0- 0	0- 0	HOME	0- 1	0- 0	2- 2			
0- 4	0- 0	0- 0	AWAY	0- 0	0- 1	0- 3			
0- 0	0- 0	0- 0	NEUTRAL	0- 0	0- 0	0- 0			

RPI S	Opponent	Score	RPI S	Opponent	Score	RPI S	Opponent	Score	RPI S	Opponent	Score	Team's RPI: 235
36	A North Carolina St.	40 80	74	N Florida	51 74	104	A Mercer	39 54	104	A Mercer	39 54	
			81	N Jacksonville	60 66	162	A Omaha	64 89	162	A Omaha	64 89	
			95	H Chattanooga	61 71	187	H ETSU	69 77	187	H ETSU	69 77	
						220	A UNCW	71 67	220	A UNCW	71 67	
						226	A Samford	54 57	226	A Samford	54 57	
						240	H Coastal Caro.	67 62	240	H Coastal Caro.	67 62	
						244	A UNC Asheville	65 84	244	A UNC Asheville	65 84	
						253	A Charleston So.	59 45	253	A Charleston So.	59 45	
						256	A UNCG	61 67	256	A UNCG	61 67	
						256	H UNCG	54 48	256	H UNCG	54 48	
						257	H Furman	49 69	257	H Furman	49 69	
						281	A North Florida	79 60	281	A North Florida	79 60	
						286	A Western Caro.	66 69	286	A Western Caro.	66 69	
						286	H Western Caro.	68 59	286	H Western Caro.	68 59	
						292	H Gardner-Webb	75 66	292	H Gardner-Webb	75 66	
						295	A Kennesaw St.	78 49	295	A Kennesaw St.	78 49	
						340	H South Carolina St.	66 65	340	H South Carolina St.	66 65	
						344	A N.C. Central	64 54	344	A N.C. Central	64 54	
LAST 12 Division I GAMES:												
286	A Western Caro.	66 69	257	H Furman	49 69							
256	A UNCG	61 67	256	H UNCG	54 48							
187	H ETSU	69 77	286	H Western Caro.	68 59							
95	H Chattanooga	61 71	295	A Kennesaw St.	78 49							
104	A Mercer	39 54	81	N Jacksonville	60 66							
226	A Samford	54 57	281	A North Florida	79 60							

Non-Div I Games: Montreat 71 30 Erskine 116 74

Wofford

■ Loss,
■ Non-Conf,
■ S Site,
■ H Home
■ A Away
N Neutral

Average RPI Win:	255	WON-LOST	WINNING	LAST 10	STRENGTH OF	OPP. STRENGTH	TEAM	ADJ.	CONF.	ADJ CONF.
Average RPI Loss:	98	RECORD	PCT. RANK	GAMES	SCHEDULE	OF SCHEDULE	RPI	RPI	RPI	RPI
DIV. I ONLY	16- 5	35	9- 1	324	157	143	143	20	20	
DIV. I NON-CONF.	6- 4	126	1- 0	345	90	248	248	20	20	
TOTALS	RPI 1-25	RPI 26-50	W-L RECORDS	RPI 51-100	RPI 101-150	RPI 150+				
16- 5	0- 0	0- 2	OVERALL	0- 0	1- 2	15- 1				
8- 1	0- 0	0- 0	HOME	0- 0	1- 1	7- 0				
8- 2	0- 0	0- 1	AWAY	0- 0	0- 0	8- 1				
0- 2	0- 0	0- 1	NEUTRAL	0- 0	0- 1	0- 0				
6- 4	0- 0	0- 1	NON-CONFERENCE	0- 0	0- 2	6- 1				
3- 1	0- 0	0- 0	HOME	0- 0	0- 1	3- 0				
3- 1	0- 0	0- 0	AWAY	0- 0	0- 0	3- 1				
0- 2	0- 0	0- 1	NEUTRAL	0- 0	0- 1	0- 0				
10- 1	0- 0	0- 1	CONFERENCE	0- 0	1- 0	9- 0				
5- 0	0- 0	0- 0	HOME	0- 0	1- 0	4- 0				
5- 1	0- 0	0- 1	AWAY	0- 0	0- 0	5- 0				
0- 0	0- 0	0- 0	NEUTRAL	0- 0	0- 0	0- 0				

RPI S	Opponent	Score	RPI S	Opponent	Score	RPI S	Opponent	Score	RPI S	Opponent	Score	Team's RPI: 143
33	A Green Bay	41 62	47	N Georgetown	60 67				106	H Kent St.	69 79	
									112	N Clemson	51 75	
									147	H Detroit	77 69	
									160	A Oakland	73 61	
									160	H Oakland	84 66	
									172	A Milwaukee	69 51	
									192	A Illinois	72 76	
									194	H Cleveland St.	84 63	
									218	H Miami (OH)	65 57	
									264	A Northern Ky.	70 63	
									264	H Northern Ky.	67 47	
									278	A Tennessee Tech	65 54	
									297	A Eastern Ill.	71 61	
									314	H Youngstown St.	71 58	
									315	H Eastern Ky.	85 73	
									320	A Valparaiso	65 52	
									323	H Fort Wayne	62 51	
									325	A Ill.-Chicago	73 54	
									329	A Chicago St.	71 65	
LAST 12 Division I GAMES:												
264	H Northern Ky.	67 47	264	A Northern Ky.	70 63							
160	H Oakland	84 66	194	H Cleveland St.	84 63							
147	H Detroit	77 69	314	H Youngstown St.	71 58							
320	A Valparaiso	65 52	33	A Green Bay	41 62							
325	A Ill.-Chicago	73 54	172	A Milwaukee	69 51							
160	A Oakland	73 61	218	H Miami (OH)	65 57							

Non-Div I Games: Grace (IN) 87 56 Cincinnati Christia 85 61

Wright St.

Loss, Non-Conf, S Site, H Home A Away N Neutral

Wyoming

Through Games Of Feb. 7, 2017

Average RPI Win:	223	WON-LOST	WINNING	LAST 10	STRENGTH OF	OPP. STRENGTH	TEAM	ADJ.	CONF.	ADJ CONF.
Average RPI Loss:	77	RECORD	PCT. RANK	GAMES	SCHEDULE	OF SCHEDULE	RPI	RPI	RPI	RPI
DIV. I ONLY	15- 5	39	8- 2	255	125	103	103	13	13	
DIV. I NON-CONF.	6- 3	97	1- 0	270	151	148	148	15	15	
TOTALS	RPI 1-25	RPI 26-50	W-L RECORDS	RPI 51-100	RPI 101-150	RPI 150+				
15- 5	0- 0	0- 2	OVERALL	3- 2	1- 1	11- 0				
10- 1	0- 0	0- 0	HOME	2- 0	1- 1	7- 0				
5- 4	0- 0	0- 2	AWAY	1- 2	0- 0	4- 0				
0- 0	0- 0	0- 0	NEUTRAL	0- 0	0- 0	0- 0				
6- 3	0- 0	0- 2	NON-CONFERENCE	2- 0	0- 1	4- 0				
4- 1	0- 0	0- 0	HOME	1- 0	0- 1	3- 0				
2- 2	0- 0	0- 2	AWAY	1- 0	0- 0	1- 0				
0- 0	0- 0	0- 0	NEUTRAL	0- 0	0- 0	0- 0				
9- 2	0- 0	0- 0	CONFERENCE	1- 2	1- 0	7- 0				
6- 0	0- 0	0- 0	HOME	1- 0	1- 0	4- 0				
3- 2	0- 0	0- 0	AWAY	0- 2	0- 0	3- 0				
0- 0	0- 0	0- 0	NEUTRAL	0- 0	0- 0	0- 0				

RPI S	Opponent	Score	RPI S	Opponent	Score	RPI S	Opponent	Score	RPI S	Opponent	Score	Team's RPI: 103
32	A Drake	50 63	59	H South Dakota	69 62	140	H Idaho	71 74				
46	A Michigan St.	51 63	80	A UNLV	46 51	145	H New Mexico	68 52				
			80	H UNLV	79 57	167	H Fresno St.	70 48				
			86	A Boise St.	54 64	201	A Utah St.	71 48				
			89	A Colorado	82 75	207	H San Jose St.	89 60				
						234	H San Diego St.	80 67				
						273	H Southern Utah	68 48				
						290	A Nevada	72 59				
						302	H Denver	59 49				
						313	A Air Force	66 54				
						313	H Air Force	73 41				
						328	A Montana	67 42				
						338	H Cal St. Fullerton	61 26				
LAST 12 Division I GAMES:												
313	H Air Force	73 41	290	A Nevada	72 59							
234	H San Diego St.	80 67	201	A Utah St.	71 48							
86	A Boise St.	54 64	167	H Fresno St.	70 48							
80	A UNLV	46 51	80	H UNLV	79 57							
145	H New Mexico	68 52	313	A Air Force	66 54							
207	H San Jose St.	89 60	89	A Colorado	82 75							

Non-Div I Games: Adams St. 79 40 Chadron St. 74 50

Wyoming

Loss, Non-Conf, S Site, H Home A Away N Neutral

Average RPI Win:	228	WON-LOST	WINNING	LAST 10	STRENGTH OF	OPP. STRENGTH	TEAM	ADJ.	CONF.	ADJ CONF.
Average RPI Loss:	78	RECORD	PCT. RANK	GAMES	SCHEDULE	OF SCHEDULE	RPI	RPI	RPI	RPI
DIV. I ONLY	11- 12	185	2- 8	157	86	173	173	7	7	
DIV. I NON-CONF.	8- 3	67	0- 0	220	221	116	116	7	7	
TOTALS	RPI 1-25	RPI 26-50	W-L RECORDS	RPI 51-100	RPI 101-150	RPI 150+				
11- 12	0- 3	1- 2	OVERALL	0- 4	0- 1	10- 2				
7- 4	0- 0	1- 1	HOME	0- 2	0- 0	6- 1				
3- 6	0- 2	0- 1	AWAY	0- 2	0- 0	3- 1				
1- 2	0- 1	0- 0	NEUTRAL	0- 0	0- 1	1- 0				
8- 3	0- 1	1- 0	NON-CONFERENCE	0- 1	0- 1	7- 0				
6- 0	0- 0	1- 0	HOME	0- 0	0- 0	5- 0				
1- 1	0- 0	0- 0	AWAY	0- 1	0- 0	1- 0				
1- 2	0- 1	0- 0	NEUTRAL	0- 0	0- 1	1- 0				
3- 9	0- 2	0- 2	CONFERENCE	0- 3	0- 0	3- 2				
1- 4	0- 0	0- 1	HOME	0- 2	0- 0	1- 1				
2- 5	0- 2	0- 1	AWAY	0- 1	0- 0	2- 1				
0- 0	0- 0	0- 0	NEUTRAL	0- 0	0- 0	0- 0				

RPI 1-25				RPI 26-50				RPI 51-100				RPI 101+ Team's RPI: 173			
RPI	S	Opponent	Score	RPI	S	Opponent	Score	RPI	S	Opponent	Score	RPI	S	Opponent	Score
15	N	Oklahoma	69 81	28	H	Michigan	61 58	60	A	Wake Forest	45 58	117	N	Southern Miss.	59 73
16	A	DePaul	69 85	43	A	Marquette	61 85	66	A	St. John's (NY)	55 64	153	A	Cincinnati	72 61
22	A	Creighton	52 63	47	H	Georgetown	64 69	66	H	St. John's (NY)	48 65	171	A	Providence	54 51
								67	H	Villanova	47 72	181	A	Seton Hall	62 71
												181	H	Seton Hall	72 64
												236	H	Tennessee St.	63 54
												238	A	Butler	53 43
												238	H	Butler	62 65
												281	H	North Florida	83 46
												285	H	Southeast Mo. St.	54 48
												291	H	Ark.-Pine Bluff	62 41
												295	N	Kennesaw St.	75 52
												345	H	Delaware St.	86 53
LAST 12 Division I GAMES:															
238	A	Butler	53 43	43	A	Marquette	61 85								
66	A	St. John's (NY)	55 64	238	H	Butler	62 65								
181	A	Seton Hall	62 71	181	H	Seton Hall	72 64								
67	H	Villanova	47 72	66	H	St. John's (NY)	48 65								
47	H	Georgetown	64 69	22	A	Creighton	52 63								
16	A	DePaul	69 85	171	A	Providence	54 51								

Non-Div I Games:

Xavier

■ Loss,
 ■ Non-Conf,
 ■ S Site,
 ■ H Home
 ■ A Away
 N Neutral

Average RPI Win:	243	WON-LOST	WINNING	LAST 10	STRENGTH OF	OPP. STRENGTH	TEAM	ADJ.	CONF.	ADJ CONF.
Average RPI Loss:	145	RECORD	PCT. RANK	GAMES	SCHEDULE	OF SCHEDULE	RPI	RPI	RPI	RPI
DIV. I ONLY	10- 9	154	3- 7	170	259	151	151	9	9	
DIV. I NON-CONF.	9- 4	85	4- 2	274	287	124	124	9	9	
TOTALS	RPI 1-25	RPI 26-50	W-L RECORDS	RPI 51-100	RPI 101-150	RPI 150+				
10- 9	0- 1	0- 0	OVERALL	1- 1	1- 2	8- 5				
4- 3	0- 0	0- 0	HOME	0- 1	1- 1	3- 1				
6- 6	0- 1	0- 0	AWAY	1- 0	0- 1	5- 4				
0- 0	0- 0	0- 0	NEUTRAL	0- 0	0- 0	0- 0				
9- 4	0- 1	0- 0	NON-CONFERENCE	1- 0	1- 0	7- 3				
3- 1	0- 0	0- 0	HOME	0- 0	1- 0	2- 1				
6- 3	0- 1	0- 0	AWAY	1- 0	0- 0	5- 2				
0- 0	0- 0	0- 0	NEUTRAL	0- 0	0- 0	0- 0				
1- 5	0- 0	0- 0	CONFERENCE	0- 1	0- 2	1- 2				
1- 2	0- 0	0- 0	HOME	0- 1	0- 1	1- 0				
0- 3	0- 0	0- 0	AWAY	0- 0	0- 1	0- 2				
0- 0	0- 0	0- 0	NEUTRAL	0- 0	0- 0	0- 0				

RPI 1-25				RPI 26-50				RPI 51-100				RPI 101+ Team's RPI: 151			
RPI	S	Opponent	Score	RPI	S	Opponent	Score	RPI	S	Opponent	Score	RPI	S	Opponent	Score
12	A	Stanford	44 102					92	H	Cornell	63 76	118	A	Penn	55 66
								100	A	New Hampshire	64 58	142	H	Columbia	68 72
												150	H	Albany (NY)	64 53
												156	A	Brown	73 76
												156	H	Brown	73 51
												170	A	Army West Point	55 59
												174	A	Princeton	62 74
												177	H	Boston College	64 71
												205	H	Binghamton	57 48
												246	A	UC Santa Barbara	64 60
												267	A	Manhattan	57 63
												272	H	Vermont	77 48
												304	A	Holy Cross	71 70
												319	A	Illinois St.	59 45
												333	A	LIU Brooklyn	75 44
												342	A	Wagner	66 52
LAST 12 Division I GAMES:															
92	H	Cornell	63 76	246	A	UC Santa Barbara	64 60								
142	H	Columbia	68 72	12	A	Stanford	44 102								
156	H	Brown	73 51	100	A	New Hampshire	64 58								
156	A	Brown	73 76	177	H	Boston College	64 71								
174	A	Princeton	62 74	150	H	Albany (NY)	64 53								
118	A	Penn	55 66	333	A	LIU Brooklyn	75 44								

Non-Div I Games:

Yale

Average RPI Win:	276	WON-LOST	WINNING	LAST 10	STRENGTH OF	OPP. STRENGTH	TEAM	ADJ.	CONF.	ADJ CONF.
Average RPI Loss:	179	RECORD	PCT. RANK	GAMES	SCHEDULE	OF SCHEDULE	RPI	RPI	RPI	RPI
DIV. I ONLY	6- 15	283	4- 6	295	233	314	314	20	20	
DIV. I NON-CONF.	2- 7	284	0- 0	288	202	321	321	20	20	
TOTALS	RPI 1-25	RPI 26-50	W-L RECORDS	RPI 51-100	RPI 101-150	RPI 150+				
6- 15	0- 0	0- 1	OVERALL	0- 1	0- 4	6- 9				
4- 5	0- 0	0- 1	HOME	0- 1	0- 0	4- 3				
1- 10	0- 0	0- 0	AWAY	0- 0	0- 4	1- 6				
1- 0	0- 0	0- 0	NEUTRAL	0- 0	0- 0	1- 0				
2- 7	0- 0	0- 0	NON-CONFERENCE	0- 1	0- 2	2- 4				
1- 3	0- 0	0- 0	HOME	0- 1	0- 0	1- 2				
0- 4	0- 0	0- 0	AWAY	0- 0	0- 2	0- 2				
1- 0	0- 0	0- 0	NEUTRAL	0- 0	0- 0	1- 0				
4- 8	0- 0	0- 1	CONFERENCE	0- 0	0- 2	4- 5				
3- 2	0- 0	0- 1	HOME	0- 0	0- 0	3- 1				
1- 6	0- 0	0- 0	AWAY	0- 0	0- 2	1- 4				
0- 0	0- 0	0- 0	NEUTRAL	0- 0	0- 0	0- 0				

RPI S	Opponent	Score	RPI S	Opponent	Score	RPI S	Opponent	Score	RPI S	Opponent	Score	Team's RPI: 314
33	H Green Bay	51 84	92	H Cornell	75 80	106	A Kent St.	60 75	141	A Pittsburgh	50 63	
						143	A Wright St.	58 71	147	A Detroit	63 80	
						160	A Oakland	54 80	172	H Milwaukee	74 78	
						175	H American	64 77	194	A Cleveland St.	68 71	
						194	H Cleveland St.	92 67	211	H Akron	74 76	
						213	H Saint Francis (PA)	69 68	237	A Hawaii	50 72	
						264	A Northern Ky.	81 87	276	N Sacramento St.	102 94	
						296	A Northern Ariz.	49 70	320	A Valparaiso	60 77	
						320	H Valparaiso	76 70	325	A Ill.-Chicago	65 59	
						325	H Ill.-Chicago	70 54				
LAST 12 Division I GAMES:												
325	A Ill.-Chicago	65 59	194	H Cleveland St.	92 67							
320	A Valparaiso	60 77	320	H Valparaiso	76 70							
172	H Milwaukee	74 78	325	H Ill.-Chicago	70 54							
33	H Green Bay	51 84	264	A Northern Ky.	81 87							
160	A Oakland	54 80	143	A Wright St.	58 71							
147	A Detroit	63 80	194	A Cleveland St.	68 71							

Non-Div I Games: Point Park 84 71 Tiffin 84 62

Youngstown St.

Loss, Non-Conf, S Site, H Home A Away N Neutral