

Average RPI Win:	275	WON-LOST	WINNING	LAST 10	STRENGTH OF	OPP. STRENGTH	TEAM	ADJ.	CONF.	ADJ CONF.
Average RPI Loss:	175	RECORD	PCT. RANK	GAMES	SCHEDULE	OF SCHEDULE	RPI	RPI	RPI	RPI
DIV. I ONLY	7- 9	215	0- 1	295	297	263	263	25	25	
DIV. I NON-CONF.	2- 5	264	0- 0	269	239	289	289	23	23	
TOTALS	RPI 1-25	RPI 26-50	W-L RECORDS	RPI 51-100	RPI 101-150	RPI 150+				
7- 9	0- 0	0- 0	OVERALL	0- 1	0- 1	7- 7				
3- 4	0- 0	0- 0	HOME	0- 0	0- 0	3- 4				
3- 4	0- 0	0- 0	AWAY	0- 1	0- 1	3- 2				
1- 1	0- 0	0- 0	NEUTRAL	0- 0	0- 0	1- 1				
2- 5	0- 0	0- 0	NON-CONFERENCE	0- 0	0- 1	2- 4				
0- 3	0- 0	0- 0	HOME	0- 0	0- 0	0- 3				
1- 1	0- 0	0- 0	AWAY	0- 0	0- 1	1- 0				
1- 1	0- 0	0- 0	NEUTRAL	0- 0	0- 0	1- 1				
5- 4	0- 0	0- 0	CONFERENCE	0- 1	0- 0	5- 3				
3- 1	0- 0	0- 0	HOME	0- 0	0- 0	3- 1				
2- 3	0- 0	0- 0	AWAY	0- 1	0- 0	2- 2				
0- 0	0- 0	0- 0	NEUTRAL	0- 0	0- 0	0- 0				

RPI S	Opponent	Score	RPI S	Opponent	Score	RPI S	Opponent	Score	RPI S	Opponent	Score	Team's RPI: 263
						59	A Lamar University	58 76	149	A Texas Tech	61 78	
									161	H Abilene Christian	68 72	
									167	H New Mexico St.	65 67	
									178	H Texas St.	53 60	
									187	A Nicholls St.	55 85	
									192	N Prairie View	59 67	
									199	H Sam Houston St.	76 61	
									213	A UTRGV	59 49	
									213	H UTRGV	57 70	
									236	N Louisiana	64 63	
									266	A Southeastern La.	45 56	
									289	A Central Ark.	73 65	
									314	H New Orleans	57 51	
									334	A Houston Baptist	70 56	
									339	H Northwestern St.	79 55	
LAST 12 Division I GAMES:												
266	A	Southeastern La.	45	56	339	H	Northwestern St.	79	55			
334	A	Houston Baptist	70	56	59	A	Lamar University	58	76			
161	H	Abilene Christian	68	72	289	A	Central Ark.	73	65			
187	A	Nicholls St.	55	85	167	H	New Mexico St.	65	67			
314	H	New Orleans	57	51	213	H	UTRGV	57	70			
199	H	Sam Houston St.	76	61	192	N	Prairie View	59	67			

Average RPI Win:	274	WON-LOST	WINNING	LAST 10	STRENGTH OF	OPP. STRENGTH	TEAM	ADJ.	CONF.	ADJ CONF.
Average RPI Loss:	121	RECORD	PCT. RANK	GAMES	SCHEDULE	OF SCHEDULE	RPI	RPI	RPI	RPI
DIV. I ONLY	10- 7	123	0- 1	243	276	161	161	25	25	
DIV. I NON-CONF.	3- 4	199	0- 0	134	151	137	137	23	23	
TOTALS	RPI 1-25	RPI 26-50	W-L RECORDS	RPI 51-100	RPI 101-150	RPI 150+				
10- 7	0- 0	0- 0	OVERALL	0- 4	0- 1	10- 2				
2- 3	0- 0	0- 0	HOME	0- 3	0- 0	2- 0				
7- 4	0- 0	0- 0	AWAY	0- 1	0- 1	7- 2				
1- 0	0- 0	0- 0	NEUTRAL	0- 0	0- 0	1- 0				
3- 4	0- 0	0- 0	NON-CONFERENCE	0- 2	0- 1	3- 1				
0- 1	0- 0	0- 0	HOME	0- 1	0- 0	0- 0				
2- 3	0- 0	0- 0	AWAY	0- 1	0- 1	2- 1				
1- 0	0- 0	0- 0	NEUTRAL	0- 0	0- 0	1- 0				
7- 3	0- 0	0- 0	CONFERENCE	0- 2	0- 0	7- 1				
2- 2	0- 0	0- 0	HOME	0- 2	0- 0	2- 0				
5- 1	0- 0	0- 0	AWAY	0- 0	0- 0	5- 1				
0- 0	0- 0	0- 0	NEUTRAL	0- 0	0- 0	0- 0				

RPI 1-25				RPI 26-50				RPI 51-100				RPI 101+				Team's RPI: 161	
RPI	S	Opponent	Score	RPI	S	Opponent	Score	RPI	S	Opponent	Score	RPI	S	Opponent	Score		
								59	H	Lamar University	60	63	149	A	Texas Tech	54	105
								70	A	FGCU	65	81	159	A	Tulsa	63	75
								72	H	SFA	55	71	167	A	New Mexico St.	58	46
								74	H	Arkansas	68	80	199	A	Sam Houston St.	91	79
													239	N	Texas Southern	81	39
													263	A	A&M-Corpus Christi	72	68
													266	A	Southeastern La.	71	74
													280	A	UTEP	70	69
													289	H	Central Ark.	77	70
													314	A	New Orleans	59	52
													320	H	McNeese	109	52
													334	A	Houston Baptist	72	62
													339	A	Northwestern St.	72	63
LAST 12 Division I GAMES:																	
				59	H	Lamar University	60	63	266	A	Southeastern La.	71	74				
				263	A	A&M-Corpus Christi	72	68	320	H	McNeese	109	52				
				289	H	Central Ark.	77	70	199	A	Sam Houston St.	91	79				
				72	H	SFA	55	71	314	A	New Orleans	59	52				
				339	A	Northwestern St.	72	63	149	A	Texas Tech	54	105				
				334	A	Houston Baptist	72	62	70	A	FGCU	65	81				

Non-Div I Games: Eastern N.M. 78 46 Southwest (NM) 90 47 Howard Payne 98 43 Schreiner 90 43 Abilene Christian

Loss, Non-Conf, S Site, H Home A Away N Neutral

Average RPI Win:	255	WON-LOST	WINNING	LAST 10	STRENGTH OF	OPP. STRENGTH	TEAM	ADJ.	CONF.	ADJ CONF.
Average RPI Loss:	142	RECORD	PCT. RANK	GAMES	SCHEDULE	OF SCHEDULE	RPI	RPI	RPI	RPI
DIV. I ONLY	7- 14	258	0- 1	184	176	249	249	15	15	
DIV. I NON-CONF.	3- 7	256	0- 0	113	256	221	221	13	13	
TOTALS	RPI 1-25	RPI 26-50	W-L RECORDS	RPI 51-100	RPI 101-150	RPI 150+				
7- 14	0- 1	0- 2	OVERALL	0- 2	1- 1	6- 8				
6- 3	0- 0	0- 0	HOME	0- 0	1- 0	5- 3				
1- 11	0- 1	0- 2	AWAY	0- 2	0- 1	1- 5				
0- 0	0- 0	0- 0	NEUTRAL	0- 0	0- 0	0- 0				
3- 7	0- 1	0- 0	NON-CONFERENCE	0- 1	1- 1	2- 4				
2- 2	0- 0	0- 0	HOME	0- 0	1- 0	1- 2				
1- 5	0- 1	0- 0	AWAY	0- 1	0- 1	1- 2				
0- 0	0- 0	0- 0	NEUTRAL	0- 0	0- 0	0- 0				
4- 7	0- 0	0- 2	CONFERENCE	0- 1	0- 0	4- 4				
4- 1	0- 0	0- 0	HOME	0- 0	0- 0	4- 1				
0- 6	0- 0	0- 2	AWAY	0- 1	0- 0	0- 3				
0- 0	0- 0	0- 0	NEUTRAL	0- 0	0- 0	0- 0				

RPI 1-25				RPI 26-50				RPI 51-100				RPI 101+ Team's RPI: 249			
RPI	S	Opponent	Score	RPI	S	Opponent	Score	RPI	S	Opponent	Score	RPI	S	Opponent	Score
5	A	Oregon	36 82	49	A	New Mexico	57 78	58	A	Boise St.	48 79	109	H	Northern Colo.	69 57
				50	A	Wyoming	60 80	83	A	Northeastern	41 54	115	A	Minnesota	50 67
												166	A	Portland	60 79
												170	A	Denver	66 92
												201	H	Utah St.	44 48
												202	H	George Mason	71 78
												211	A	UNLV	56 66
												212	H	Navy	47 54
												216	A	San Diego St.	61 70
												216	H	San Diego St.	75 66
												245	H	Nevada	79 74
												246	A	Colorado St.	48 55
												246	H	Colorado St.	63 48
												299	A	Army West Point	71 60
												327	H	San Jose St.	88 77
												344	H	Fairleigh Dickinson	85 37
LAST 12 Division I GAMES:															
50	A	Wyoming	60 80	211	A	UNLV	56 66								
246	A	Colorado St.	48 55	216	A	San Diego St.	61 70								
216	H	San Diego St.	75 66	246	H	Colorado St.	63 48								
327	H	San Jose St.	88 77	201	H	Utah St.	44 48								
58	A	Boise St.	48 79	49	A	New Mexico	57 78								
245	H	Nevada	79 74	5	A	Oregon	36 82								

Non-Div I Games: Western St. 72 54

Air Force

■ Loss,
 ■ Non-Conf, S Site,
 ■ Home
 ■ Away
 N Neutral

Average RPI Win:	255	WON-LOST	WINNING	LAST 10	STRENGTH OF	OPP. STRENGTH	TEAM	ADJ.	CONF.	ADJ CONF.
Average RPI Loss:	78	RECORD	PCT. RANK	GAMES	SCHEDULE	OF SCHEDULE	RPI	RPI	RPI	RPI
DIV. I ONLY	11- 8	125	0- 1	197	152	142	142	7	7	
DIV. I NON-CONF.	8- 2	52	0- 0	325	271	166	166	8	8	
TOTALS	RPI 1-25	RPI 26-50	W-L RECORDS	RPI 51-100	RPI 101-150	RPI 150+				
11- 8	0- 2	0- 2	OVERALL	1- 2	0- 1	10- 1				
5- 2	0- 0	0- 1	HOME	1- 0	0- 0	4- 1				
2- 6	0- 2	0- 1	AWAY	0- 2	0- 1	2- 0				
4- 0	0- 0	0- 0	NEUTRAL	0- 0	0- 0	4- 0				
8- 2	0- 0	0- 1	NON-CONFERENCE	0- 0	0- 1	8- 0				
3- 1	0- 0	0- 1	HOME	0- 0	0- 0	3- 0				
1- 1	0- 0	0- 0	AWAY	0- 0	0- 1	1- 0				
4- 0	0- 0	0- 0	NEUTRAL	0- 0	0- 0	4- 0				
3- 6	0- 2	0- 1	CONFERENCE	1- 2	0- 0	2- 1				
2- 1	0- 0	0- 0	HOME	1- 0	0- 0	1- 1				
1- 5	0- 2	0- 1	AWAY	0- 2	0- 0	1- 0				
0- 0	0- 0	0- 0	NEUTRAL	0- 0	0- 0	4- 0				

RPI 1-25				RPI 26-50				RPI 51-100				RPI 101+ Team's RPI: 142			
RPI	S	Opponent	Score	RPI	S	Opponent	Score	RPI	S	Opponent	Score	RPI	S	Opponent	Score
24	A	Buffalo	72 91	37	A	Ohio	70 92	82	A	Kent St.	58 73	127	A	Youngstown St.	61 72
25	A	Central Mich.	71 94	46	H	Butler	47 63	85	H	Toledo	70 64	184	H	Eastern Mich.	60 72
								95	A	Northern Ill.	59 70	203	H	St. Bonaventure	67 58
												228	H	Bowling Green	74 71
												234	A	N.C. A&T	49 36
												277	H	Canisius	62 53
												280	N	UTEP	64 57
												281	N	Northern Ky.	77 60
												284	A	Western Mich.	72 59
												305	N	Jackson St.	74 57
												306	N	Oakland	85 65
												325	H	Eastern Ky.	63 54
LAST 12 Division I GAMES:															
37	A	Ohio	70 92	228	H	Bowling Green	74 71								
82	A	Kent St.	58 73	284	A	Western Mich.	72 59								
85	H	Toledo	70 64	25	A	Central Mich.	71 94								
24	A	Buffalo	72 91	280	N	UTEP	64 57								
95	A	Northern Ill.	59 70	305	N	Jackson St.	74 57								
184	H	Eastern Mich.	60 72	277	H	Canisius	62 53								

Non-Div I Games: Malone 63 44

Akron

■ Loss,
 ■ Non-Conf,
 ■ S Site,
 ■ H Home
 ■ A Away
 N Neutral

Alabama

Through Games Of Feb. 6, 2019

Average RPI Win:	171	WON-LOST	WINNING	LAST 10	STRENGTH OF	OPP. STRENGTH	TEAM	ADJ.	CONF.	ADJ CONF.
Average RPI Loss:	64	RECORD	PCT. RANK	GAMES	SCHEDULE	OF SCHEDULE	RPI	RPI	RPI	RPI
DIV. I ONLY	11- 11	159	0- 1	35	71	113	113	5	5	
DIV. I NON-CONF.	8- 5	120	0- 1	109	142	114	114	5	5	
TOTALS	RPI 1-25	RPI 26-50	W-L RECORDS	RPI 51-100	RPI 101-150	RPI 150+				
11- 11	0- 3	1- 2	OVERALL	2- 3	2- 1	6- 2				
8- 4	0- 1	1- 0	HOME	1- 2	1- 1	5- 0				
2- 4	0- 2	0- 1	AWAY	0- 1	1- 0	1- 0				
1- 3	0- 0	0- 1	NEUTRAL	1- 0	0- 0	0- 2				
8- 5	0- 0	1- 2	NON-CONFERENCE	1- 0	1- 1	5- 2				
6- 1	0- 0	1- 0	HOME	0- 0	1- 1	4- 0				
1- 1	0- 0	0- 1	AWAY	0- 0	0- 0	1- 0				
1- 3	0- 0	0- 1	NEUTRAL	1- 0	0- 0	0- 2				
3- 6	0- 3	0- 0	CONFERENCE	1- 3	1- 0	1- 0				
2- 3	0- 1	0- 0	HOME	1- 2	0- 0	1- 0				
1- 3	0- 2	0- 0	AWAY	0- 1	1- 0	0- 0				
0- 0	0- 0	0- 0	NEUTRAL	0- 0	0- 0	0- 0				

RPI S	Opponent	Score	RPI S	Opponent	Score	RPI S	Opponent	Score	RPI S	Opponent	Score	Team's RPI: 113
7	H Mississippi St.	49 65	26	N Miami (FL)	74 101	53	H Auburn	56 66	106	H South Alabama	67 72	
15	A South Carolina	59 62	29	A Utah	62 72	56	H LSU	56 62	107	A Georgia	58 53	
18	A Texas A&M	43 70	48	H Clemson	76 56	62	H Tennessee	86 65	135	H Tulane	69 58	
						74	A Arkansas	61 72	157	N Louisiana Tech	62 79	
						99	N Virginia	64 52	159	N Tulsa	73 80	
									200	H Grambling	73 55	
									207	A SMU	62 61	
									208	H Florida	74 67	
									209	H Stetson	59 47	
									266	H Southeastern La.	88 40	
									339	H Northwestern St.	87 73	
LAST 12 Division I GAMES:												
157	N Louisiana Tech	62 79	18	A Texas A&M	43 70							
7	H Mississippi St.	49 65	53	H Auburn	56 66							
107	A Georgia	58 53	15	A South Carolina	59 62							
74	A Arkansas	61 72	208	H Florida	74 67							
56	H LSU	56 62	26	N Miami (FL)	74 101							
62	H Tennessee	86 65	99	N Virginia	64 52							

Non-Div I Games:

Alabama

■ Loss,
 ■ Non-Conf, S Site,
 ■ Home
 ■ Away
 N Neutral

Average RPI Win: 295		WON-LOST	WINNING	LAST 10	STRENGTH OF	OPP. STRENGTH	TEAM	ADJ.	CONF.	ADJ CONF.
Average RPI Loss: 210		RECORD	PCT. RANK	GAMES	SCHEDULE	OF SCHEDULE	RPI	RPI	RPI	RPI
DIV. I ONLY		9- 11	204	0- 1	350	325	303	303	29	29
DIV. I NON-CONF.		5- 6	177	0- 0	312	327	270	270	26	26
TOTALS		RPI 1-25	RPI 26-50		W-L RECORDS		RPI 51-100	RPI 101-150	RPI 150+	
9- 11	0- 0	0- 0		OVERALL		0- 0	0- 2		9- 9	
4- 5	0- 0	0- 0		HOME		0- 0	0- 0		4- 5	
4- 6	0- 0	0- 0		AWAY		0- 0	0- 2		4- 4	
1- 0	0- 0	0- 0		NEUTRAL		0- 0	0- 0		1- 0	
5- 6	0- 0	0- 0		NON-CONFERENCE		0- 0	0- 2		5- 4	
2- 2	0- 0	0- 0		HOME		0- 0	0- 0		2- 2	
2- 4	0- 0	0- 0		AWAY		0- 0	0- 2		2- 2	
1- 0	0- 0	0- 0		NEUTRAL		0- 0	0- 0		1- 0	
4- 5	0- 0	0- 0		CONFERENCE		0- 0	0- 0		4- 5	
2- 3	0- 0	0- 0		HOME		0- 0	0- 0		2- 3	
2- 2	0- 0	0- 0		AWAY		0- 0	0- 0		2- 2	
0- 0	0- 0	0- 0		NEUTRAL		0- 0	0- 0		0- 0	

RPI 1-25				RPI 26-50				RPI 51-100				RPI 101+ Team's RPI: 303			
RPI	S	Opponent	Score	RPI	S	Opponent	Score	RPI	S	Opponent	Score	RPI	S	Opponent	Score
												110	A	Kansas	54 65
												143	A	UAB	47 82
												174	H	Southern U.	50 54
												186	A	Illinois	60 88
												192	A	Prairie View	65 77
												200	H	Grambling	51 63
												222	N	Jacksonville	65 60
												225	H	Jacksonville St.	48 55
												229	H	Alabama St.	46 60
												239	A	Texas Southern	45 53
												266	H	Southeastern La.	51 48
												283	A	Austin Peay	58 75
												286	A	North Florida	63 62
												288	A	Murray St.	59 53
												293	H	Tennessee St.	67 57
												301	A	Mississippi Val.	80 60
												305	H	Jackson St.	58 55
												329	H	Lipscomb	58 62
												345	A	Ark.-Pine Bluff	78 52
												350	H	Alcorn	87 69
LAST 12 Division I GAMES:															
				239	A	Texas Southern	45 53	301	A	Mississippi Val.	80 60				
				192	A	Prairie View	65 77	200	H	Grambling	51 63				
				350	H	Alcorn	87 69	305	H	Jackson St.	58 55				
				174	H	Southern U.	50 54	222	N	Jacksonville	65 60				
				229	H	Alabama St.	46 60	286	A	North Florida	63 62				
				345	A	Ark.-Pine Bluff	78 52	266	H	Southeastern La.	51 48				

Non-Div I Games:

Alabama A&M

Loss, Non-Conf, S Site, H Home A Away N Neutral

Average RPI Win:	286	WON-LOST	WINNING	LAST 10	STRENGTH OF	OPP. STRENGTH	TEAM	ADJ.	CONF.	ADJ CONF.
Average RPI Loss:	135	RECORD	PCT. RANK	GAMES	SCHEDULE	OF SCHEDULE	RPI	RPI	RPI	RPI
DIV. I ONLY	6- 13	269	0- 1	153	295	229	229	29	29	
DIV. I NON-CONF.	0- 10	336	0- 0	13	194	227	227	26	26	
TOTALS	RPI 1-25	RPI 26-50	W-L RECORDS	RPI 51-100	RPI 101-150	RPI 150+				
6- 13	0- 1	0- 2	OVERALL	0- 2	0- 3	6- 5				
3- 4	0- 1	0- 0	HOME	0- 0	0- 1	3- 2				
3- 9	0- 0	0- 2	AWAY	0- 2	0- 2	3- 3				
0- 0	0- 0	0- 0	NEUTRAL	0- 0	0- 0	0- 0				
0- 10	0- 1	0- 2	NON-CONFERENCE	0- 2	0- 3	0- 2				
0- 3	0- 1	0- 0	HOME	0- 0	0- 1	0- 1				
0- 7	0- 0	0- 2	AWAY	0- 2	0- 2	0- 1				
0- 0	0- 0	0- 0	NEUTRAL	0- 0	0- 0	0- 0				
6- 3	0- 0	0- 0	CONFERENCE	0- 0	0- 0	6- 3				
3- 1	0- 0	0- 0	HOME	0- 0	0- 0	3- 1				
3- 2	0- 0	0- 0	AWAY	0- 0	0- 0	3- 2				
0- 0	0- 0	0- 0	NEUTRAL	0- 0	0- 0	0- 0				

RPI 1-25				RPI 26-50				RPI 51-100				RPI 101+ Team's RPI: 229			
RPI	S	Opponent	Score	RPI	S	Opponent	Score	RPI	S	Opponent	Score	RPI	S	Opponent	Score
15	H	South Carolina	38 94	32	A	Kentucky	35 87	53	A	Auburn	50 83	106	A	South Alabama	65 77
				42	A	Georgia Tech	42 69	91	A	Troy	46 116	143	H	UAB	47 62
												147	A	North Ala.	42 68
												169	A	Xavier	58 87
												174	H	Southern U.	78 61
												192	A	Prairie View	59 71
												200	H	Grambling	72 80
												239	A	Texas Southern	58 51
												261	H	Samford	51 60
												301	A	Mississippi Val.	62 64
												303	A	Alabama A&M	60 46
												305	H	Jackson St.	74 67
												345	A	Ark.-Pine Bluff	58 56
												350	H	Alcorn	76 63
LAST 12 Division I GAMES:															
192	A	Prairie View	59 71	345	A	Ark.-Pine Bluff	58 56								
239	A	Texas Southern	58 51	305	H	Jackson St.	74 67								
174	H	Southern U.	78 61	200	H	Grambling	72 80								
350	H	Alcorn	76 63	53	A	Auburn	50 83								
303	A	Alabama A&M	60 46	169	A	Xavier	58 87								
301	A	Mississippi Val.	62 64	143	H	UAB	47 62								

Non-Div I Games: Mobile 69 63

Alabama St.

■ Loss,
 ■ Non-Conf,
 ■ S Site,
 ■ Home
 ■ A Away
 N Neutral

Average RPI Win:	270	WON-LOST	WINNING	LAST 10	STRENGTH OF	OPP. STRENGTH	TEAM	ADJ.	CONF.	ADJ CONF.
Average RPI Loss:	184	RECORD	PCT. RANK	GAMES	SCHEDULE	OF SCHEDULE	RPI	RPI	RPI	RPI
DIV. I ONLY	9- 13	226	1- 0	247	278	237	237	23	23	
DIV. I NON-CONF.	3- 10	278	0- 0	227	306	287	287	24	24	
TOTALS	RPI 1-25	RPI 26-50	W-L RECORDS	RPI 51-100	RPI 101-150	RPI 150+				
9- 13	0- 1	0- 1	OVERALL	0- 1	0- 2	9- 8				
5- 4	0- 0	0- 0	HOME	0- 0	0- 0	5- 4				
4- 9	0- 1	0- 1	AWAY	0- 1	0- 2	4- 4				
0- 0	0- 0	0- 0	NEUTRAL	0- 0	0- 0	0- 0				
3- 10	0- 1	0- 1	NON-CONFERENCE	0- 0	0- 1	3- 7				
1- 4	0- 0	0- 0	HOME	0- 0	0- 0	1- 4				
2- 6	0- 1	0- 1	AWAY	0- 0	0- 1	2- 3				
0- 0	0- 0	0- 0	NEUTRAL	0- 0	0- 0	0- 0				
6- 3	0- 0	0- 0	CONFERENCE	0- 1	0- 1	6- 1				
4- 0	0- 0	0- 0	HOME	0- 0	0- 0	4- 0				
2- 3	0- 0	0- 0	AWAY	0- 1	0- 1	2- 1				
0- 0	0- 0	0- 0	NEUTRAL	0- 0	0- 0	0- 0				

RPI	S	Opponent	Score	RPI	S	Opponent	Score	RPI	S	Opponent	Score	RPI	S	Opponent	Score	Team's RPI: 237
16	A	Rutgers	39 65	43	A	Purdue	41 53	75	A	Maine	65 76	104	A	Hartford	35 82	
												139	A	South Fla.	37 74	
												151	H	Marist	56 74	
												162	A	Stony Brook	54 49	
												210	H	Holy Cross	50 56	
												230	A	Monmouth	56 64	
												243	A	Binghamton	71 62	
												243	H	Binghamton	61 56	
												251	A	Cornell	34 48	
												256	A	St. Francis Brooklyn	67 60	
												262	A	Columbia	62 58	
												270	A	Vermont	39 52	
												277	H	Canisius	42 48	
												297	H	Central Conn. St.	53 60	
												298	H	UMBC	64 44	
												317	H	Manhattan	60 54	
												323	A	Lafayette	66 67	
												324	H	UMass Lowell	63 56	
												326	H	New Hampshire	59 41	
LAST 12 Division I GAMES:																
243	A	Binghamton	71 62	75	A	Maine	65 76									
326	H	New Hampshire	59 41	270	A	Vermont	39 52									
104	A	Hartford	35 82	243	H	Binghamton	61 56									
162	A	Stony Brook	54 49	262	A	Columbia	62 58									
298	H	UMBC	64 44	43	A	Purdue	41 53									
324	H	UMass Lowell	63 56	256	A	St. Francis Brooklyn	67 60									

Non-Div I Games:

Albany (NY)

■ Loss,
 ■ Non-Conf, S Site,
 ■ Home
 ■ Away
 N Neutral

Average RPI Win: 270	WON-LOST	WINNING	LAST 10	STRENGTH OF	OPP. STRENGTH	TEAM	ADJ.	CONF.	ADJ CONF.
Average RPI Loss: 236	RECORD	PCT. RANK	GAMES	SCHEDULE	OF SCHEDULE	RPI	RPI	RPI	RPI
DIV. I ONLY	2- 16	334	0- 1	347	323	350	350	29	29
DIV. I NON-CONF.	0- 9	336	0- 1	303	311	349	349	26	26
TOTALS	RPI 1-25	RPI 26-50	W-L RECORDS	RPI 51-100	RPI 101-150	RPI 150+			
2- 16	0- 0	0- 1	OVERALL	0- 0	0- 1	2- 14			
2- 5	0- 0	0- 0	HOME	0- 0	0- 0	2- 5			
0- 10	0- 0	0- 1	AWAY	0- 0	0- 1	0- 8			
0- 1	0- 0	0- 0	NEUTRAL	0- 0	0- 0	0- 1			
0- 9	0- 0	0- 1	NON-CONFERENCE	0- 0	0- 1	0- 7			
0- 2	0- 0	0- 0	HOME	0- 0	0- 0	0- 2			
0- 6	0- 0	0- 1	AWAY	0- 0	0- 1	0- 4			
0- 1	0- 0	0- 0	NEUTRAL	0- 0	0- 0	0- 1			
2- 7	0- 0	0- 0	CONFERENCE	0- 0	0- 0	2- 7			
2- 3	0- 0	0- 0	HOME	0- 0	0- 0	2- 3			
0- 4	0- 0	0- 0	AWAY	0- 0	0- 0	0- 4			
0- 0	0- 0	0- 0	NEUTRAL	0- 0	0- 0	0- 0			

RPI S	Opponent	Score	RPI S	Opponent	Score	RPI S	Opponent	Score	RPI S	Opponent	Score	Team's RPI: 350
			44 A	TCU	31 88				143 A	UAB	53 80	
									167 N	New Mexico St.	64 82	
									174 H	Southern U.	54 75	
									185 A	Southern Miss.	47 66	
									192 H	Prairie View	61 82	
									200 A	Grambling	56 61	
									229 A	Alabama St.	63 76	
									239 H	Texas Southern	53 52	
									266 H	Southeastern La.	59 77	
									280 A	UTEP	51 77	
									289 H	Central Ark.	46 57	
									301 H	Mississippi Val.	73 63	
									303 A	Alabama A&M	69 87	
									305 A	Jackson St.	66 88	
									313 A	FIU	40 75	
									339 A	Northwestern St.	65 78	
									345 H	Ark.-Pine Bluff	57 59	
LAST 12 Division I GAMES:												
			167 N	New Mexico St.	64 82		200 A	Grambling	56 61			
			174 H	Southern U.	54 75		305 A	Jackson St.	66 88			
			303 A	Alabama A&M	69 87		192 H	Prairie View	61 82			
			229 A	Alabama St.	63 76		239 H	Texas Southern	53 52			
			345 H	Ark.-Pine Bluff	57 59		44 A	TCU	31 88			
			301 H	Mississippi Val.	73 63		313 A	FIU	40 75			

Non-Div I Games: Lane 58 70 Fisk 67 64 Rust 59 78

Alcorn

Loss, Non-Conf, S Site, H Home A Away N Neutral

Average RPI Win: 232	WON-LOST	WINNING	LAST 10	STRENGTH OF	OPP. STRENGTH	TEAM	ADJ.	CONF.	ADJ CONF.
Average RPI Loss: 85	RECORD	PCT. RANK	GAMES	SCHEDULE	OF SCHEDULE	RPI	RPI	RPI	RPI
DIV. I ONLY	13- 8	106	1- 0	108	191	97	97	19	19
DIV. I NON-CONF.	4- 7	228	0- 0	83	96	174	174	22	22
TOTALS	RPI 1-25	RPI 26-50	W-L RECORDS	RPI 51-100	RPI 101-150	RPI 150+			
13- 8	0- 1	0- 2	OVERALL	0- 2	1- 2	12- 1			
8- 1	0- 0	0- 1	HOME	0- 0	0- 0	8- 0			
5- 5	0- 0	0- 1	AWAY	0- 1	1- 2	4- 1			
0- 2	0- 1	0- 0	NEUTRAL	0- 1	0- 0	0- 0			
4- 7	0- 1	0- 1	NON-CONFERENCE	0- 2	0- 2	4- 1			
3- 1	0- 0	0- 1	HOME	0- 0	0- 0	3- 0			
1- 4	0- 0	0- 0	AWAY	0- 1	0- 2	1- 1			
0- 2	0- 1	0- 0	NEUTRAL	0- 1	0- 0	0- 0			
9- 1	0- 0	0- 1	CONFERENCE	0- 0	1- 0	8- 0			
5- 0	0- 0	0- 0	HOME	0- 0	0- 0	5- 0			
4- 1	0- 0	0- 1	AWAY	0- 0	1- 0	3- 0			
0- 0	0- 0	0- 0	NEUTRAL	0- 0	0- 0	0- 0			

RPI 1-25				RPI 26-50				RPI 51-100				Team's RPI: 97	RPI 101+			
RPI	S	Opponent	Score	RPI	S	Opponent	Score	RPI	S	Opponent	Score		RPI	S	Opponent	Score
4	N	Stanford	49 71	37	H	Ohio	67 77	70	N	FGCU	71 90		124	A	Penn St.	59 80
				47	A	Bucknell	56 71	99	A	Virginia	54 57		128	A	High Point	61 66
													136	A	Lehigh	61 53
													159	H	Tulsa	68 52
													165	A	Boston U.	64 51
													170	A	Denver	54 83
													202	H	George Mason	86 71
													210	H	Holy Cross	70 58
													212	A	Navy	58 45
													226	A	Colgate	71 66
													226	H	Colgate	76 57
													259	A	Hawaii	69 57
													295	H	Loyola Maryland	82 38
													298	H	UMBC	64 42
													299	H	Army West Point	61 51
													323	H	Lafayette	60 45
LAST 12 Division I GAMES:																
				226	A	Colgate	71 66					299	H	Army West Point	61 51	
				210	H	Holy Cross	70 58					212	A	Navy	58 45	
				323	H	Lafayette	60 45					226	H	Colgate	76 57	
				165	A	Boston U.	64 51					47	A	Bucknell	56 71	
				136	A	Lehigh	61 53					37	H	Ohio	67 77	
				295	H	Loyola Maryland	82 38					128	A	High Point	61 66	

Non-Div I Games:

American

■ Loss,
 ■ Non-Conf,
 ■ S Site,
 ■ H Home
 ■ A Away
 N Neutral

Average RPI Win:	220	WON-LOST	WINNING	LAST 10	STRENGTH OF	OPP. STRENGTH	TEAM	ADJ.	CONF.	ADJ CONF.
Average RPI Loss:	113	RECORD	PCT. RANK	GAMES	SCHEDULE	OF SCHEDULE	RPI	RPI	RPI	RPI
DIV. I ONLY	11- 9	140	1- 0	128	185	138	138	12	12	
DIV. I NON-CONF.	6- 5	143	0- 0	171	192	141	141	15	15	
TOTALS	RPI 1-25	RPI 26-50	W-L RECORDS	RPI 51-100	RPI 101-150	RPI 150+				
11- 9	0- 1	0- 2	OVERALL	0- 2	2- 2	9- 2				
8- 2	0- 0	0- 0	HOME	0- 2	1- 0	7- 0				
3- 7	0- 1	0- 2	AWAY	0- 0	1- 2	2- 2				
0- 0	0- 0	0- 0	NEUTRAL	0- 0	0- 0	0- 0				
6- 5	0- 1	0- 2	NON-CONFERENCE	0- 0	1- 1	5- 1				
5- 0	0- 0	0- 0	HOME	0- 0	0- 0	5- 0				
1- 5	0- 1	0- 2	AWAY	0- 0	1- 1	0- 1				
0- 0	0- 0	0- 0	NEUTRAL	0- 0	0- 0	0- 0				
5- 4	0- 0	0- 0	CONFERENCE	0- 2	1- 1	4- 1				
3- 2	0- 0	0- 0	HOME	0- 2	1- 0	2- 0				
2- 2	0- 0	0- 0	AWAY	0- 0	0- 1	2- 1				
0- 0	0- 0	0- 0	NEUTRAL	0- 0	0- 0	0- 0				

RPI 1-25				RPI 26-50				RPI 51-100				RPI 101+ Team's RPI: 138			
RPI	S	Opponent	Score	RPI	S	Opponent	Score	RPI	S	Opponent	Score	RPI	S	Opponent	Score
15	A	South Carolina	50 80	42	A	Georgia Tech	53 71	80	H	Little Rock	59 74	106	H	South Alabama	71 63
				48	A	Clemson	48 87	91	H	Troy	72 83	114	A	UT Arlington	94 99
												143	A	UAB	61 80
												146	A	Davidson	81 78
												178	A	Texas St.	62 49
												182	H	Arkansas St.	75 67
												183	H	Coastal Caro.	67 53
												197	H	Elon	65 62
												231	H	Marshall	74 52
												236	A	Louisiana	55 73
												248	A	ETSU	64 95
												290	H	Wofford	94 70
												291	H	Col. of Charleston	80 66
												307	H	UNC Greensboro	68 65
												312	A	La.-Monroe	80 58
LAST 12 Division I GAMES:															
312	A	La.-Monroe	80 58	114	A	UT Arlington	94 99								
236	A	Louisiana	55 73	91	H	Troy	72 83								
80	H	Little Rock	59 74	106	H	South Alabama	71 63								
182	H	Arkansas St.	75 67	48	A	Clemson	48 87								
183	H	Coastal Caro.	67 53	290	H	Wofford	94 70								
178	A	Texas St.	62 49	15	A	South Carolina	50 80								

Non-Div I Games:

Appalachian St.

■ Loss,
 ■ Non-Conf, S Site,
 ■ Home
 ■ Away
 N Neutral

Average RPI Win:	186	WON-LOST	WINNING	LAST 10	STRENGTH OF	OPP. STRENGTH	TEAM	ADJ.	CONF.	ADJ CONF.
Average RPI Loss:	34	RECORD	PCT. RANK	GAMES	SCHEDULE	OF SCHEDULE	RPI	RPI	RPI	RPI
DIV. I ONLY	14- 7	89	0- 1	82	54	69	69	2	2	
DIV. I NON-CONF.	10- 1	17	0- 0	332	206	138	138	2	2	
TOTALS	RPI 1-25	RPI 26-50	W-L RECORDS	RPI 51-100	RPI 101-150	RPI 150+				
14- 7	1- 3	1- 3	OVERALL	2- 0	2- 1	8- 0				
9- 3	1- 1	1- 1	HOME	2- 0	1- 1	4- 0				
3- 4	0- 2	0- 2	AWAY	0- 0	1- 0	2- 0				
2- 0	0- 0	0- 0	NEUTRAL	0- 0	0- 0	2- 0				
10- 1	0- 0	0- 0	NON-CONFERENCE	1- 0	1- 1	8- 0				
6- 1	0- 0	0- 0	HOME	1- 0	1- 1	4- 0				
2- 0	0- 0	0- 0	AWAY	0- 0	0- 0	2- 0				
2- 0	0- 0	0- 0	NEUTRAL	0- 0	0- 0	2- 0				
4- 6	1- 3	1- 3	CONFERENCE	1- 0	1- 0	0- 0				
3- 2	1- 1	1- 1	HOME	1- 0	0- 0	0- 0				
1- 4	0- 2	0- 2	AWAY	0- 0	1- 0	0- 0				
0- 0	0- 0	0- 0	NEUTRAL	0- 0	0- 0	0- 0				

RPI S	Opponent	Score	RPI S	Opponent	Score	RPI S	Opponent	Score	RPI S	Opponent	Score
4	H Stanford	48 78	27	H California	60 55	54	H Southern California	71 68	111	H Loyola Marymount	64 66
5	A Oregon	60 93	29	A Utah	64 80	77	H Idaho St.	71 46	130	A Colorado	69 67
17	A Arizona St.	47 60	30	A Oregon St.	64 86				145	H Montana	100 51
17	H Arizona St.	51 39	45	H UCLA	93 98				166	N Portland	92 70
									216	A San Diego St.	69 60
									264	A Long Beach St.	70 43
									269	H Northern Ariz.	71 47
									280	H UTEP	62 40
									292	H South Carolina St.	73 32
									322	H Incarnate Word	84 42
									341	N Seattle U	84 54
LAST 12 Division I GAMES:											
17	A Arizona St.	47 60	27	H California	60 55						
45	H UCLA	93 98	29	A Utah	64 80						
54	H Southern California	71 68	130	A Colorado	69 67						
5	A Oregon	60 93	17	H Arizona St.	51 39						
30	A Oregon St.	64 86	269	H Northern Ariz.	71 47						
4	H Stanford	48 78	280	H UTEP	62 40						

Non-Div I Games:

Arizona

Loss, Non-Conf, S Site, H Home A Away N Neutral

Average RPI Win:	120	WON-LOST	WINNING	LAST 10	STRENGTH OF	OPP. STRENGTH	TEAM	ADJ.	CONF.	ADJ CONF.
Average RPI Loss:	21	RECORD	PCT. RANK	GAMES	SCHEDULE	OF SCHEDULE	RPI	RPI	RPI	RPI
DIV. I ONLY	15- 6	64	1- 0	5	20	17	17	2	2	
DIV. I NON-CONF.	9- 2	43	1- 0	54	24	26	26	2	2	
TOTALS	RPI 1-25	RPI 26-50	W-L RECORDS	RPI 51-100	RPI 101-150	RPI 150+				
15- 6	0- 4	3- 1	OVERALL	4- 1	2- 0	6- 0				
8- 3	0- 2	1- 1	HOME	2- 0	1- 0	4- 0				
5- 2	0- 1	2- 0	AWAY	1- 1	1- 0	1- 0				
2- 1	0- 1	0- 0	NEUTRAL	1- 0	0- 0	1- 0				
9- 2	0- 2	0- 0	NON-CONFERENCE	2- 0	1- 0	6- 0				
5- 1	0- 1	0- 0	HOME	0- 0	1- 0	4- 0				
2- 0	0- 0	0- 0	AWAY	1- 0	0- 0	1- 0				
2- 1	0- 1	0- 0	NEUTRAL	1- 0	0- 0	1- 0				
6- 4	0- 2	3- 1	CONFERENCE	2- 1	1- 0	0- 0				
3- 2	0- 1	1- 1	HOME	2- 0	0- 0	0- 0				
3- 2	0- 1	2- 0	AWAY	0- 1	1- 0	0- 0				
0- 0	0- 0	0- 0	NEUTRAL	0- 0	0- 0	0- 0				

RPI 1-25				Team's RPI: 17		RPI 26-50				RPI 51-100				RPI 101+					
RPI	S	Opponent	Score		RPI	S	Opponent	Score		RPI	S	Opponent	Score		RPI	S	Opponent	Score	
2	H	Baylor	59	65	27	H	California	62	61	52	N	Kansas St.	65	51	121	H	Fresno St.	68	52
3	N	Louisville	56	58	29	A	Utah	65	63	54	H	Southern California	68	59	130	A	Colorado	76	70
4	H	Stanford	65	72	30	A	Oregon St.	79	76	69	A	Arizona	39	51	155	N	Southern Ill.	82	38
5	A	Oregon	71	77	45	H	UCLA	59	61	69	H	Arizona	60	47	157	H	Louisiana Tech	80	44
										74	A	Arkansas	88	85	159	H	Tulsa	70	52
															174	H	Southern U.	69	47
															246	A	Colorado St.	70	39
															322	H	Incarnate Word	81	43
LAST 12 Division I GAMES:																			
159	H	Tulsa	70	52	27	H	California	62	61	4	H	Stanford	65	72					
69	H	Arizona	60	47	54	H	Southern California	68	59	130	A	Colorado	76	70					
45	H	UCLA	59	61	29	A	Utah	65	63	69	A	Arizona	39	51					
30	A	Oregon St.	79	76															
5	A	Oregon	71	77						121	H	Fresno St.	68	52					

Non-Div I Games:

Arizona St.

■ Loss,
 ■ Non-Conf, S Site,
 ■ Home
 ■ Away
 N Neutral

Average RPI Win:	350	WON-LOST	WINNING	LAST 10	STRENGTH OF	OPP. STRENGTH	TEAM	ADJ.	CONF.	ADJ CONF.
Average RPI Loss:	213	RECORD	PCT. RANK	GAMES	SCHEDULE	OF SCHEDULE	RPI	RPI	RPI	RPI
DIV. I ONLY	1- 11	346	0- 0	322	330	345	345	29	29	
DIV. I NON-CONF.	0- 3	336	0- 0	17	225	246	246	26	26	
TOTALS	RPI 1-25	RPI 26-50	W-L RECORDS	RPI 51-100	RPI 101-150	RPI 150+				
1- 11	0- 0	0- 1	OVERALL	0- 0	0- 1	1- 9				
0- 5	0- 0	0- 0	HOME	0- 0	0- 0	0- 5				
1- 6	0- 0	0- 1	AWAY	0- 0	0- 1	1- 4				
0- 0	0- 0	0- 0	NEUTRAL	0- 0	0- 0	0- 0				
0- 3	0- 0	0- 1	NON-CONFERENCE	0- 0	0- 1	0- 1				
0- 0	0- 0	0- 0	HOME	0- 0	0- 0	0- 0				
0- 3	0- 0	0- 1	AWAY	0- 0	0- 1	0- 1				
0- 0	0- 0	0- 0	NEUTRAL	0- 0	0- 0	0- 0				
1- 8	0- 0	0- 0	CONFERENCE	0- 0	0- 0	1- 8				
0- 5	0- 0	0- 0	HOME	0- 0	0- 0	0- 5				
1- 3	0- 0	0- 0	AWAY	0- 0	0- 0	1- 3				
0- 0	0- 0	0- 0	NEUTRAL	0- 0	0- 0	0- 0				

RPI 1-25			RPI 26-50			RPI 51-100			RPI 101+			Team's RPI: 345
RPI	S	Opponent	Score	RPI	S	Opponent	Score	RPI	S	Opponent	Score	
				30	A	Oregon St.	33 89					
								115	A	Minnesota	42 84	
								174	A	Southern U.	41 73	
								192	H	Prairie View	41 80	
								200	A	Grambling	57 77	
								229	H	Alabama St.	56 58	
								239	H	Texas Southern	58 59	
								250	A	Wichita St.	39 76	
								301	H	Mississippi Val.	56 62	
								303	H	Alabama A&M	52 78	
								305	A	Jackson St.	41 60	
								350	A	Alcorn	59 57	
LAST 12 Division I GAMES:												
305	A	Jackson St.	41 60	303	H	Alabama A&M	52 78					
200	A	Grambling	57 77	229	H	Alabama St.	56 58					
192	H	Prairie View	41 80	301	H	Mississippi Val.	56 62					
239	H	Texas Southern	58 59	115	A	Minnesota	42 84					
350	A	Alcorn	59 57	30	A	Oregon St.	33 89					
174	A	Southern U.	41 73	250	A	Wichita St.	39 76					

Non-Div I Games: LeMoyne-Owen 52 43 Paul Quinn 68 52 Philander Smith 48 53 Tougaloo 68 60
Ark.-Pine Bluff

Arkansas

Through Games Of Feb. 6, 2019

Average RPI Win:	183	WON-LOST	WINNING	LAST 10	STRENGTH OF	OPP. STRENGTH	TEAM	ADJ.	CONF.	ADJ CONF.
Average RPI Loss:	45	RECORD	PCT. RANK	GAMES	SCHEDULE	OF SCHEDULE	RPI	RPI	RPI	RPI
DIV. I ONLY	16- 7	73	0- 1	101	60	74	74	5	5	
DIV. I NON-CONF.	11- 3	56	0- 0	146	124	61	61	5	5	
TOTALS	RPI 1-25	RPI 26-50	W-L RECORDS	RPI 51-100	RPI 101-150	RPI 150+				
16- 7	0- 4	0- 1	OVERALL	1- 0	4- 2	11- 0				
8- 4	0- 3	0- 0	HOME	0- 0	3- 1	5- 0				
6- 2	0- 1	0- 1	AWAY	1- 0	1- 0	4- 0				
2- 1	0- 0	0- 0	NEUTRAL	0- 0	0- 1	2- 0				
11- 3	0- 2	0- 0	NON-CONFERENCE	0- 0	3- 1	8- 0				
6- 1	0- 1	0- 0	HOME	0- 0	2- 0	4- 0				
3- 1	0- 1	0- 0	AWAY	0- 0	1- 0	2- 0				
2- 1	0- 0	0- 0	NEUTRAL	0- 0	0- 1	2- 0				
5- 4	0- 2	0- 1	CONFERENCE	1- 0	1- 1	3- 0				
2- 3	0- 2	0- 0	HOME	0- 0	1- 1	1- 0				
3- 1	0- 0	0- 1	AWAY	1- 0	0- 0	2- 0				
0- 0	0- 0	0- 0	NEUTRAL	0- 0	0- 0	0- 0				

RPI S	Opponent	Score	RPI S	Opponent	Score	RPI S	Opponent	Score	RPI S	Opponent	Score
7	H Mississippi St.	69 93	34	A Missouri	53 71	62	A Tennessee	80 79	102	H Nebraska	84 80
11	A Iowa St.	82 91							107	H Georgia	72 80
15	H South Carolina	79 87							113	H Alabama	72 61
17	H Arizona St.	85 88							114	A UT Arlington	66 65
									123	N Pittsburgh	54 61
									141	H Tennessee Tech	65 42
									159	A Tulsa	61 59
									161	A Abilene Christian	80 68
									172	H Vanderbilt	83 62
									180	H Oral Roberts	74 61
									181	N Wisconsin	69 68
									192	H Prairie View	71 44
									198	A Ole Miss	85 55
									208	A Florida	83 73
									293	N Tennessee St.	79 55
									305	H Jackson St.	76 57
									339	H Northwestern St.	98 53
LAST 12 Division I GAMES:											
15	H South Carolina	79 87	34	A Missouri	53 71						
107	H Georgia	72 80	198	A Ole Miss	85 55						
208	A Florida	83 73	7	H Mississippi St.	69 93						
113	H Alabama	72 61	305	H Jackson St.	76 57						
62	A Tennessee	80 79	159	A Tulsa	61 59						
172	H Vanderbilt	83 62	102	H Nebraska	84 80						

Non-Div I Games:

Arkansas

■ Loss,
■ Non-Conf,
■ S Site,
■ H Home
■ A Away
N Neutral

Average RPI Win:	239	WON-LOST	WINNING	LAST 10	STRENGTH OF	OPP. STRENGTH	TEAM	ADJ.	CONF.	ADJ CONF.
Average RPI Loss:	107	RECORD	PCT. RANK	GAMES	SCHEDULE	OF SCHEDULE	RPI	RPI	RPI	RPI
DIV. I ONLY	8- 12	231	0- 1	116	149	182	182	12	12	
DIV. I NON-CONF.	5- 6	177	0- 0	156	122	178	178	15	15	
TOTALS	RPI 1-25	RPI 26-50	W-L RECORDS	RPI 51-100	RPI 101-150	RPI 150+				
8- 12	0- 1	0- 1	OVERALL	0- 4	1- 3	7- 3				
6- 3	0- 0	0- 0	HOME	0- 0	0- 1	6- 2				
2- 9	0- 1	0- 1	AWAY	0- 4	1- 2	1- 1				
0- 0	0- 0	0- 0	NEUTRAL	0- 0	0- 0	0- 0				
5- 6	0- 1	0- 1	NON-CONFERENCE	0- 2	0- 1	5- 1				
4- 1	0- 0	0- 0	HOME	0- 0	0- 0	4- 1				
1- 5	0- 1	0- 1	AWAY	0- 2	0- 1	1- 0				
0- 0	0- 0	0- 0	NEUTRAL	0- 0	0- 0	0- 0				
3- 6	0- 0	0- 0	CONFERENCE	0- 2	1- 2	2- 2				
2- 2	0- 0	0- 0	HOME	0- 0	0- 1	2- 1				
1- 4	0- 0	0- 0	AWAY	0- 2	1- 1	0- 1				
0- 0	0- 0	0- 0	NEUTRAL	0- 0	0- 0	0- 0				

RPI S	Opponent	Score	RPI S	Opponent	Score	RPI S	Opponent	Score	RPI S	Opponent	Score	Team's RPI: 182
18	A Texas A&M	56 97	34	A Missouri	50 70	64	A Belmont	55 74	106	A South Alabama	77 64	
						80	A Little Rock	55 68	114	H UT Arlington	73 100	
						90	A Oklahoma St.	60 62	131	A UT Martin	91 97	
						91	A Troy	79 87	138	A Appalachian St.	67 75	
									157	H Louisiana Tech	70 80	
									159	H Tulsa	73 60	
									178	H Texas St.	62 85	
									183	A Coastal Caro.	72 88	
									227	H Memphis	77 66	
									236	H Louisiana	87 75	
									280	A UTEP	67 66	
									288	H Murray St.	74 63	
									301	H Mississippi Val.	60 57	
									312	H La.-Monroe	64 54	
LAST 12 Division I GAMES:												
80	A Little Rock	55 68	106	A South Alabama	77 64							
183	A Coastal Caro.	72 88	312	H La.-Monroe	64 54							
138	A Appalachian St.	67 75	236	H Louisiana	87 75							
178	H Texas St.	62 85	34	A Missouri	50 70							
114	H UT Arlington	73 100	64	A Belmont	55 74							
91	A Troy	79 87	301	H Mississippi Val.	60 57							

Non-Div I Games:

Arkansas St.

■ Loss,
■ Non-Conf,
■ S Site,
■ Home
■ A Away
N Neutral

Army West Point

Through Games Of Feb. 6, 2019

Average RPI Win:	301	WON-LOST	WINNING	LAST 10	STRENGTH OF	OPP. STRENGTH	TEAM	ADJ.	CONF.	ADJ CONF.
Average RPI Loss:	168	RECORD	PCT. RANK	GAMES	SCHEDULE	OF SCHEDULE	RPI	RPI	RPI	RPI
DIV. I ONLY	7- 13	252	0- 1	305	268	299	299	19	19	
DIV. I NON-CONF.	4- 6	212	0- 0	320	323	300	300	22	22	
TOTALS	RPI 1-25	RPI 26-50	W-L RECORDS	RPI 51-100	RPI 101-150	RPI 150+				
7- 13	0- 0	0- 2	OVERALL	0- 2	0- 2	7- 7				
5- 6	0- 0	0- 1	HOME	0- 1	0- 2	5- 2				
2- 7	0- 0	0- 1	AWAY	0- 1	0- 0	2- 5				
0- 0	0- 0	0- 0	NEUTRAL	0- 0	0- 0	0- 0				
4- 6	0- 0	0- 1	NON-CONFERENCE	0- 1	0- 1	4- 3				
2- 3	0- 0	0- 0	HOME	0- 1	0- 1	2- 1				
2- 3	0- 0	0- 1	AWAY	0- 0	0- 0	2- 2				
0- 0	0- 0	0- 0	NEUTRAL	0- 0	0- 0	0- 0				
3- 7	0- 0	0- 1	CONFERENCE	0- 1	0- 1	3- 4				
3- 3	0- 0	0- 1	HOME	0- 0	0- 1	3- 1				
0- 4	0- 0	0- 0	AWAY	0- 1	0- 0	0- 3				
0- 0	0- 0	0- 0	NEUTRAL	0- 0	0- 0	0- 0				

RPI S	Opponent	Score	RPI S	Opponent	Score	RPI S	Opponent	Score	RPI S	Opponent	Score
44	A TCU	38 63	47	H Bucknell	52 66	89	H Yale	51 62	126	H St. John's (NY)	49 60
						97	A American	51 61	136	H Lehigh	50 73
									165	A Boston U.	51 63
									210	A Holy Cross	39 58
									212	H Navy	55 52
									226	H Colgate	58 70
									243	A Binghamton	47 60
									249	H Air Force	60 71
									256	H St. Francis Brooklyn	69 57
									262	A Columbia	49 70
									295	A Loyola Maryland	51 70
									295	H Loyola Maryland	69 57
									323	H Lafayette	65 50
									328	A Wagner	61 46
									344	H Fairleigh Dickinson	62 40
									351	A LIU Brooklyn	57 42
LAST 12 Division I GAMES:											
295	A Loyola Maryland	51 70	97	A American	51 61						
226	H Colgate	58 70	47	H Bucknell	52 66						
136	H Lehigh	50 73	295	H Loyola Maryland	69 57						
210	A Holy Cross	39 58	165	A Boston U.	51 63						
212	H Navy	55 52	89	H Yale	51 62						
323	H Lafayette	65 50	328	A Wagner	61 46						

Non-Div I Games: Connecticut Col. 74 48

Army West Point

Loss, Non-Conf, S Site, H Home A Away N Neutral

Average RPI Win:	174	WON-LOST	WINNING	LAST 10	STRENGTH OF	OPP. STRENGTH	TEAM	ADJ.	CONF.	ADJ CONF.
Average RPI Loss:	26	RECORD	PCT. RANK	GAMES	SCHEDULE	OF SCHEDULE	RPI	RPI	RPI	RPI
DIV. I ONLY	16- 5	47	1- 0	138	28	53	53	5	5	
DIV. I NON-CONF.	11- 1	13	1- 0	222	48	33	33	5	5	
TOTALS	RPI 1-25	RPI 26-50	W-L RECORDS	RPI 51-100	RPI 101-150	RPI 150+				
16- 5	1- 3	1- 1	OVERALL	0- 1	2- 0	12- 0				
7- 3	0- 2	0- 0	HOME	0- 1	1- 0	6- 0				
7- 2	0- 1	1- 1	AWAY	0- 0	1- 0	5- 0				
2- 0	1- 0	0- 0	NEUTRAL	0- 0	0- 0	1- 0				
11- 1	1- 1	1- 0	NON-CONFERENCE	0- 0	0- 0	9- 0				
6- 0	0- 0	0- 0	HOME	0- 0	0- 0	6- 0				
3- 1	0- 1	1- 0	AWAY	0- 0	0- 0	2- 0				
2- 0	1- 0	0- 0	NEUTRAL	0- 0	0- 0	1- 0				
5- 4	0- 2	0- 1	CONFERENCE	0- 1	2- 0	3- 0				
1- 3	0- 2	0- 0	HOME	0- 1	1- 0	0- 0				
4- 1	0- 0	0- 1	AWAY	0- 0	1- 0	3- 0				
0- 0	0- 0	0- 0	NEUTRAL	0- 0	0- 0	0- 0				

RPI 1-25				RPI 26-50				RPI 51-100				Team's RPI: 53	RPI 101+			
RPI	S	Opponent	Score	RPI	S	Opponent	Score	RPI	S	Opponent	Score		RPI	S	Opponent	Score
7	H	Mississippi St.	59 85	34	A	Missouri	65 74	62	H	Tennessee	69 78		107	H	Georgia	59 58
11	A	Iowa St.	64 67	49	A	New Mexico	79 76						113	A	Alabama	66 56
18	H	Texas A&M	67 69										154	H	Oklahoma	95 79
20	N	North Carolina	86 81										172	A	Vanderbilt	72 70
													183	N	Coastal Caro.	84 78
													187	H	Nicholls St.	80 59
													197	A	Elon	96 44
													198	A	Ole Miss	64 51
													200	H	Grambling	97 48
													208	A	Florida	64 56
													229	H	Alabama St.	83 50
													236	H	Louisiana	71 59
													261	H	Samford	73 46
													265	A	Saint Joseph's	81 70
LAST 12 Division I GAMES:																
49	A	New Mexico	79 76	172	A	Vanderbilt	72 70									
11	A	Iowa St.	64 67	7	H	Mississippi St.	59 85									
107	H	Georgia	59 58	113	A	Alabama	66 56									
198	A	Ole Miss	64 51	208	A	Florida	64 56									
34	A	Missouri	65 74	62	H	Tennessee	69 78									
18	H	Texas A&M	67 69	229	H	Alabama St.	83 50									

Non-Div I Games: Xavier (LA) 77 58

Auburn

■ Loss,
 ■ Non-Conf, S Site,
 ■ Home
 ■ Away
 N Neutral

Average RPI Win:	258	WON-LOST	WINNING	LAST 10	STRENGTH OF	OPP. STRENGTH	TEAM	ADJ.	CONF.	ADJ CONF.
Average RPI Loss:	199	RECORD	PCT. RANK	GAMES	SCHEDULE	OF SCHEDULE	RPI	RPI	RPI	RPI
DIV. I ONLY	8- 11	220	0- 0	327	264	283	283	22	22	
DIV. I NON-CONF.	3- 6	241	0- 0	347	277	344	344	21	21	
TOTALS	RPI 1-25	RPI 26-50	W-L RECORDS	RPI 51-100	RPI 101-150	RPI 150+				
8- 11	0- 0	0- 0	OVERALL	0- 2	2- 1	6- 8				
6- 2	0- 0	0- 0	HOME	0- 1	1- 0	5- 1				
2- 9	0- 0	0- 0	AWAY	0- 1	1- 1	1- 7				
0- 0	0- 0	0- 0	NEUTRAL	0- 0	0- 0	0- 0				
3- 6	0- 0	0- 0	NON-CONFERENCE	0- 1	0- 0	3- 5				
3- 1	0- 0	0- 0	HOME	0- 0	0- 0	3- 1				
0- 5	0- 0	0- 0	AWAY	0- 1	0- 0	0- 4				
0- 0	0- 0	0- 0	NEUTRAL	0- 0	0- 0	0- 0				
5- 5	0- 0	0- 0	CONFERENCE	0- 1	2- 1	3- 3				
3- 1	0- 0	0- 0	HOME	0- 1	1- 0	2- 0				
2- 4	0- 0	0- 0	AWAY	0- 0	1- 1	1- 3				
0- 0	0- 0	0- 0	NEUTRAL	0- 0	0- 0	0- 0				

RPI S	Opponent	Score	RPI S	Opponent	Score	RPI S	Opponent	Score	RPI S	Opponent	Score	Team's RPI: 283
						64	H Belmont	62 80	118	H Morehead St.	81 80	
						87	A Cincinnati	48 69	131	A UT Martin	65 74	
									141	A Tennessee Tech	72 65	
									172	A Vanderbilt	70 99	
									188	A Illinois St.	49 61	
									217	A Southeast Mo. St.	54 64	
									225	A Jacksonville St.	56 67	
									233	A Western Ill.	72 77	
									235	A SIUE	68 69	
									276	A Eastern Ill.	73 60	
									281	H Northern Ky.	52 48	
									293	H Tennessee St.	74 47	
									301	H Mississippi Val.	89 95	
									303	H Alabama A&M	75 58	
									325	H Eastern Ky.	100 65	
									329	H Lipscomb	70 58	
									338	A Evansville	52 56	
LAST 12 Division I GAMES:												
225	A Jacksonville St.	56 67	131	A UT Martin	65 74							
141	A Tennessee Tech	72 65	217	A Southeast Mo. St.	54 64							
64	H Belmont	62 80	118	H Morehead St.	81 80							
293	H Tennessee St.	74 47	325	H Eastern Ky.	100 65							
276	A Eastern Ill.	73 60	338	A Evansville	52 56							
235	A SIUE	68 69	303	H Alabama A&M	75 58							

Non-Div I Games: Christian Bros. 100 62 Trevecca Nazarene 90 78

Austin Peay

Loss, Non-Conf, S Site, H Home A Away N Neutral

BYU										
Average RPI Win:	160	WON-LOST	WINNING	LAST 10	STRENGTH OF	OPP. STRENGTH	TEAM	ADJ.	CONF.	ADJ CONF.
Average RPI Loss:	111	RECORD	PCT. RANK	GAMES	SCHEDULE	OF SCHEDULE	RPI	RPI	RPI	RPI
DIV. I ONLY	17- 5	37	0- 1	81	108	33	33	8	8	
DIV. I NON-CONF.	8- 3	72	0- 0	130	175	68	68	7	7	
TOTALS	RPI 1-25	RPI 26-50	W-L RECORDS	RPI 51-100	RPI 101-150	RPI 150+				
17- 5	1- 0	1- 2	OVERALL	2- 0	3- 2	10- 1				
8- 1	1- 0	0- 1	HOME	0- 0	3- 0	4- 0				
7- 4	0- 0	0- 1	AWAY	2- 0	0- 2	5- 1				
2- 0	0- 0	1- 0	NEUTRAL	0- 0	0- 0	1- 0				
8- 3	0- 0	1- 2	NON-CONFERENCE	0- 0	1- 0	6- 1				
4- 1	0- 0	0- 1	HOME	0- 0	1- 0	3- 0				
2- 2	0- 0	0- 1	AWAY	0- 0	0- 0	2- 1				
2- 0	0- 0	1- 0	NEUTRAL	0- 0	0- 0	1- 0				
9- 2	1- 0	0- 0	CONFERENCE	2- 0	2- 2	4- 0				
4- 0	1- 0	0- 0	HOME	0- 0	2- 0	1- 0				
5- 2	0- 0	0- 0	AWAY	2- 0	0- 2	3- 0				
0- 0	0- 0	0- 0	NEUTRAL	0- 0	0- 0	0- 0				

RPI 1-25				RPI 26-50				Team's RPI: 33				RPI 51-100				RPI 101+			
RPI	S	Opponent	Score	RPI	S	Opponent	Score	RPI	S	Opponent	Score	RPI	S	Opponent	Score	RPI	S	Opponent	Score
12	H	Gonzaga	70 68	27	H	California	52 70	51	A	Saint Mary's (CA)	74 73	109	H	Northern Colo.	70 50				
				29	A	Utah	67 78	78	A	Pacific	77 74	111	A	Loyola Marymount	58 61				
				44	N	TCU	61 58					111	H	Loyola Marymount	55 44				
												132	A	Pepperdine	65 79				
												132	H	Pepperdine	83 58				
												166	H	Portland	79 71				
												168	A	Santa Clara	54 44				
												171	H	UC Riverside	72 70				
												191	H	Eastern Wash.	80 65				
												201	A	Utah St.	62 57				
												220	A	San Francisco	67 59				
												246	H	Colorado St.	51 42				
												255	A	San Diego	65 56				
												257	A	Southern Utah	64 67				
												272	A	Utah Valley	77 51				
												285	N	California Baptist	76 69				
LAST 12 Division I GAMES:																			
132	A	Pepperdine	65 79	78	A	Pacific	77 74												
111	A	Loyola Marymount	58 61	111	H	Loyola Marymount	55 44												
255	A	San Diego	65 56	132	H	Pepperdine	83 58												
166	H	Portland	79 71	220	A	San Francisco	67 59												
12	H	Gonzaga	70 68	168	A	Santa Clara	54 44												
51	A	Saint Mary's (CA)	74 73	109	H	Northern Colo.	70 50												

Non-Div I Games:

BYU

■ Loss,
 ■ Non-Conf,
 S Site,
 ■ Home
 ■ Away
 N Neutral

Average RPI Win:	181	WON-LOST	WINNING	LAST 10	STRENGTH OF	OPP. STRENGTH	TEAM	ADJ.	CONF.	ADJ CONF.
Average RPI Loss:	82	RECORD	PCT. RANK	GAMES	SCHEDULE	OF SCHEDULE	RPI	RPI	RPI	RPI
DIV. I ONLY	6- 14	274	0- 1	40	76	176	176	7	7	
DIV. I NON-CONF.	4- 7	228	0- 0	121	32	206	206	8	8	
TOTALS	RPI 1-25	RPI 26-50	W-L RECORDS	RPI 51-100	RPI 101-150	RPI 150+				
6- 14	0- 2	0- 4	OVERALL	2- 5	1- 1	3- 2				
5- 4	0- 0	0- 2	HOME	2- 0	0- 0	3- 2				
1- 7	0- 2	0- 2	AWAY	0- 3	1- 0	0- 0				
0- 3	0- 0	0- 0	NEUTRAL	0- 2	0- 1	0- 0				
4- 7	0- 0	0- 2	NON-CONFERENCE	1- 3	1- 1	2- 1				
3- 2	0- 0	0- 1	HOME	1- 0	0- 0	2- 1				
1- 2	0- 0	0- 1	AWAY	0- 1	1- 0	0- 0				
0- 3	0- 0	0- 0	NEUTRAL	0- 2	0- 1	0- 0				
2- 7	0- 2	0- 2	CONFERENCE	1- 2	0- 0	1- 1				
2- 2	0- 0	0- 1	HOME	1- 0	0- 0	1- 1				
0- 5	0- 2	0- 1	AWAY	0- 2	0- 0	0- 0				
0- 0	0- 0	0- 0	NEUTRAL	0- 0	0- 0	0- 0				

RPI 1-25				RPI 26-50				RPI 51-100				RPI 101+ Team's RPI: 176			
RPI	S	Opponent	Score	RPI	S	Opponent	Score	RPI	S	Opponent	Score	RPI	S	Opponent	Score
24	A	Buffalo	65 77	37	A	Ohio	62 94	55	A	Miami (OH)	57 60	121	A	Western Ky.	86 83
25	A	Central Mich.	63 81	37	H	Ohio	75 90	63	N	Quinnipiac	66 69	137	N	Fordham	70 78
				43	H	Purdue	38 80	67	A	Missouri St.	54 74	172	H	Vanderbilt	43 60
				46	A	Butler	47 64	73	N	Duke	62 79	228	H	Bowling Green	77 70
								82	H	Kent St.	48 44	274	H	Cleveland St.	67 62
								85	A	Toledo	58 65	284	H	Western Mich.	62 65
								87	H	Cincinnati	75 63	293	H	Tennessee St.	90 51
LAST 12 Division I GAMES:															
25	A	Central Mich.	63 81	55	A	Miami (OH)	57 60	24	A	Buffalo	65 77				
63	N	Quinnipiac	66 69	37	H	Ohio	75 90	228	H	Bowling Green	77 70				
73	N	Duke	62 79	37	A	Ohio	62 94	85	A	Toledo	58 65				
284	H	Western Mich.	62 65	82	H	Kent St.	48 44	293	H	Tennessee St.	90 51				

Non-Div I Games: Urbana 99 62

Ball St.

■ Loss,
 ■ Non-Conf,
 ■ S Site,
 ■ Home
 ■ A Away
 N Neutral

Average RPI Win:	96	WON-LOST	WINNING	LAST 10	STRENGTH OF	OPP. STRENGTH	TEAM	ADJ.	CONF.	ADJ CONF.
Average RPI Loss:	4	RECORD	PCT. RANK	GAMES	SCHEDULE	OF SCHEDULE	RPI	RPI	RPI	RPI
DIV. I ONLY	20- 1	4	1- 0	6	12	2	2	3	3	
DIV. I NON-CONF.	10- 1	17	0- 0	15	15	4	4	3	3	
TOTALS	RPI 1-25	RPI 26-50	W-L RECORDS	RPI 51-100	RPI 101-150	RPI 150+				
20- 1	4- 1	3- 0	OVERALL	4- 0	4- 0	5- 0				
10- 0	2- 0	0- 0	HOME	2- 0	2- 0	4- 0				
8- 1	2- 1	2- 0	AWAY	1- 0	2- 0	1- 0				
2- 0	0- 0	1- 0	NEUTRAL	1- 0	0- 0	0- 0				
10- 1	3- 1	1- 0	NON-CONFERENCE	1- 0	1- 0	4- 0				
6- 0	1- 0	0- 0	HOME	0- 0	1- 0	4- 0				
2- 1	2- 1	0- 0	AWAY	0- 0	0- 0	0- 0				
2- 0	0- 0	1- 0	NEUTRAL	1- 0	0- 0	0- 0				
10- 0	1- 0	2- 0	CONFERENCE	3- 0	3- 0	1- 0				
4- 0	1- 0	0- 0	HOME	2- 0	1- 0	0- 0				
6- 0	0- 0	2- 0	AWAY	1- 0	2- 0	1- 0				
0- 0	0- 0	0- 0	NEUTRAL	0- 0	0- 0	0- 0				

RPI	S	Opponent	Score	RPI	S	Opponent	Score	RPI	S	Opponent	Score	RPI	S	Opponent	Score
4	A	Stanford	63 68	28	N	South Dakota St.	72 66	52	H	Kansas St.	65 50	110	A	Kansas	94 68
6	H	UConn	68 57	31	A	Texas	74 68	65	H	West Virginia	79 47	118	H	Morehead St.	96 58
11	H	Iowa St.	84 69	44	A	TCU	79 55	90	A	Oklahoma St.	66 58	149	A	Texas Tech	73 56
15	A	South Carolina	94 69					92	N	Georgetown	67 46	149	H	Texas Tech	96 37
17	A	Arizona St.	65 59									154	A	Oklahoma	74 53
												174	H	Southern U.	94 49
												187	H	Nicholls St.	100 39
												205	H	Saint Francis (PA)	116 58
												213	H	UTRGV	98 37
LAST 12 Division I GAMES:															
31	A	Texas	74 68	110	A	Kansas	94 68								
149	H	Texas Tech	96 37	44	A	TCU	79 55								
90	A	Oklahoma St.	66 58	52	H	Kansas St.	65 50								
154	A	Oklahoma	74 53	149	A	Texas Tech	73 56								
11	H	Iowa St.	84 69	6	H	UConn	68 57								
65	H	West Virginia	79 47	213	H	UTRGV	98 37								

Non-Div I Games:

Baylor

■ Loss,
 ■ Non-Conf, S Site,
 ■ Home
 ■ Away
 N Neutral

Average RPI Win:	208	WON-LOST	WINNING	LAST 10	STRENGTH OF	OPP. STRENGTH	TEAM	ADJ.	CONF.	ADJ CONF.
Average RPI Loss:	69	RECORD	PCT. RANK	GAMES	SCHEDULE	OF SCHEDULE	RPI	RPI	RPI	RPI
DIV. I ONLY	16- 5	47	1- 0	139	163	64	64	22	22	
DIV. I NON-CONF.	7- 4	109	0- 0	63	47	45	45	21	21	
TOTALS	RPI 1-25	RPI 26-50	W-L RECORDS	RPI 51-100	RPI 101-150	RPI 150+				
16- 5	0- 1	0- 1	OVERALL	2- 2	3- 1	11- 0				
9- 2	0- 0	0- 0	HOME	0- 1	2- 1	7- 0				
7- 3	0- 1	0- 1	AWAY	2- 1	1- 0	4- 0				
0- 0	0- 0	0- 0	NEUTRAL	0- 0	0- 0	0- 0				
7- 4	0- 1	0- 1	NON-CONFERENCE	2- 2	1- 0	4- 0				
3- 1	0- 0	0- 0	HOME	0- 1	0- 0	3- 0				
4- 3	0- 1	0- 1	AWAY	2- 1	1- 0	1- 0				
0- 0	0- 0	0- 0	NEUTRAL	0- 0	0- 0	0- 0				
9- 1	0- 0	0- 0	CONFERENCE	0- 0	2- 1	7- 0				
6- 1	0- 0	0- 0	HOME	0- 0	2- 1	4- 0				
3- 0	0- 0	0- 0	AWAY	0- 0	0- 0	3- 0				
0- 0	0- 0	0- 0	NEUTRAL	0- 0	0- 0	0- 0				

RPI 1-25				RPI 26-50				RPI 51-100				RPI 101+			
RPI	S	Opponent	Score	RPI	S	Opponent	Score	RPI	S	Opponent	Score	RPI	S	Opponent	Score
9	A	NC State	62 77	48	A	Clemson	62 65	61	A	Middle Tenn.	45 38	118	H	Morehead St.	77 50
								62	A	Tennessee	76 84	129	A	Chattanooga	67 51
								84	A	Wright St.	79 63	131	H	UT Martin	100 86
								85	H	Toledo	69 78	141	H	Tennessee Tech	72 77
												159	H	Tulsa	78 53
												182	H	Arkansas St.	74 55
												217	H	Southeast Mo. St.	91 57
												225	A	Jacksonville St.	64 41
												225	H	Jacksonville St.	66 52
												281	A	Northern Ky.	71 53
												283	A	Austin Peay	80 62
												288	A	Murray St.	65 58
												293	H	Tennessee St.	80 46
												325	H	Eastern Ky.	69 43
												329	H	Lipscomb	83 43
LAST 12 Division I GAMES:															
131	H	UT Martin	100 86	325	H	Eastern Ky.	69 43								
217	H	Southeast Mo. St.	91 57	118	H	Morehead St.	77 50								
283	A	Austin Peay	80 62	141	H	Tennessee Tech	72 77								
288	A	Murray St.	65 58	225	H	Jacksonville St.	66 52								
293	H	Tennessee St.	80 46	62	A	Tennessee	76 84								
225	A	Jacksonville St.	64 41	182	H	Arkansas St.	74 55								

Non-Div I Games:

Belmont

■ Loss,
 ■ Non-Conf, S Site,
 ■ Home
 ■ Away
 N Neutral

Average RPI Win:	301	WON-LOST	WINNING	LAST 10	STRENGTH OF	OPP. STRENGTH	TEAM	ADJ.	CONF.	ADJ CONF.
Average RPI Loss:	204	RECORD	PCT. RANK	GAMES	SCHEDULE	OF SCHEDULE	RPI	RPI	RPI	RPI
DIV. I ONLY	10- 9	149	0- 1	349	316	268	268	32	32	
DIV. I NON-CONF.	5- 5	162	0- 0	341	207	248	248	32	32	
TOTALS	RPI 1-25	RPI 26-50	W-L RECORDS	RPI 51-100	RPI 101-150	RPI 150+				
10- 9	0- 0	0- 0	OVERALL	0- 0	0- 1	10- 8				
5- 2	0- 0	0- 0	HOME	0- 0	0- 0	5- 2				
4- 7	0- 0	0- 0	AWAY	0- 0	0- 1	4- 6				
1- 0	0- 0	0- 0	NEUTRAL	0- 0	0- 0	1- 0				
5- 5	0- 0	0- 0	NON-CONFERENCE	0- 0	0- 1	5- 4				
3- 0	0- 0	0- 0	HOME	0- 0	0- 0	3- 0				
1- 5	0- 0	0- 0	AWAY	0- 0	0- 1	1- 4				
1- 0	0- 0	0- 0	NEUTRAL	0- 0	0- 0	1- 0				
5- 4	0- 0	0- 0	CONFERENCE	0- 0	0- 0	5- 4				
2- 2	0- 0	0- 0	HOME	0- 0	0- 0	2- 2				
3- 2	0- 0	0- 0	AWAY	0- 0	0- 0	3- 2				
0- 0	0- 0	0- 0	NEUTRAL	0- 0	0- 0	0- 0				

RPI 1-25			RPI 26-50			RPI 51-100			RPI 101+ Team's RPI: 268		
RPI	S	Opponent	Score	RPI	S	Opponent	Score	RPI	S	Opponent	Score
								139	A	South Fla.	39 88
								153	A	Georgia St.	57 62
								164	A	Charlotte	69 73
								179	H	UMES	52 64
								208	A	Florida	53 64
								218	A	Howard	40 61
								222	A	Jacksonville	58 56
								234	H	N.C. A&T	48 72
								242	H	Liberty	81 76
								267	A	Norfolk St.	50 57
								278	A	Ga. Southern	76 77
								286	H	North Florida	76 60
								296	N	Kennesaw St.	64 61
								302	A	Morgan St.	73 69
								313	H	FIU	68 57
								315	A	Coppin St.	71 65
								343	A	N.C. Central	67 50
								343	H	N.C. Central	72 54
								347	H	Delaware St.	67 55
LAST 12 Division I GAMES:											
234	H	N.C. A&T	48 72	267	A	Norfolk St.	50 57				
343	H	N.C. Central	72 54	218	A	Howard	40 61				
315	A	Coppin St.	71 65	343	A	N.C. Central	67 50				
302	A	Morgan St.	73 69	164	A	Charlotte	69 73				
179	H	UMES	52 64	153	A	Georgia St.	57 62				
347	H	Delaware St.	67 55	296	N	Kennesaw St.	64 61				

Non-Div I Games: Flagler 74 59 Edward Waters 73 46

Bethune-Cookman

Loss, Non-Conf, S Site, H Home A Away N Neutral

Binghamton

Through Games Of Feb. 6, 2019

Average RPI Win:	278	WON-LOST	WINNING	LAST 10	STRENGTH OF	OPP. STRENGTH	TEAM	ADJ.	CONF.	ADJ CONF.
Average RPI Loss:	163	RECORD	PCT. RANK	GAMES	SCHEDULE	OF SCHEDULE	RPI	RPI	RPI	RPI
DIV. I ONLY	7- 14	258	0- 1	146	290	243	243	23	23	
DIV. I NON-CONF.	3- 8	267	0- 0	79	280	240	240	24	24	
TOTALS	RPI 1-25	RPI 26-50	W-L RECORDS	RPI 51-100	RPI 101-150	RPI 150+				
7- 14	0- 2	0- 1	OVERALL	0- 1	1- 1	6- 9				
5- 5	0- 0	0- 0	HOME	0- 0	1- 1	4- 4				
2- 9	0- 2	0- 1	AWAY	0- 1	0- 0	2- 5				
0- 0	0- 0	0- 0	NEUTRAL	0- 0	0- 0	0- 0				
3- 8	0- 2	0- 1	NON-CONFERENCE	0- 0	0- 1	3- 4				
3- 2	0- 0	0- 0	HOME	0- 0	0- 1	3- 1				
0- 6	0- 2	0- 1	AWAY	0- 0	0- 0	0- 3				
0- 0	0- 0	0- 0	NEUTRAL	0- 0	0- 0	0- 0				
4- 6	0- 0	0- 0	CONFERENCE	0- 1	1- 0	3- 5				
2- 3	0- 0	0- 0	HOME	0- 0	1- 0	1- 3				
2- 3	0- 0	0- 0	AWAY	0- 1	0- 0	2- 2				
0- 0	0- 0	0- 0	NEUTRAL	0- 0	0- 0	0- 0				

RPI 1-25				RPI 26-50				RPI 51-100				RPI 101+ Team's RPI: 243			
RPI	S	Opponent	Score	RPI	S	Opponent	Score	RPI	S	Opponent	Score	RPI	S	Opponent	Score
1	A	Notre Dame	53 103	37	A	Ohio	49 86	75	A	Maine	66 95	104	H	Hartford	73 62
8	A	Marquette	40 93									136	H	Lehigh	55 65
												162	A	Stony Brook	53 68
												162	H	Stony Brook	56 65
												192	H	Rider	57 62
												223	A	Dartmouth	39 63
												224	A	Niagara	72 79
												237	A	Albany (NY)	56 61
												237	H	Albany (NY)	62 71
												251	H	Cornell	72 61
												270	H	Vermont	57 58
												298	H	UMBC	67 45
												299	H	Army West Point	60 47
												323	A	Lafayette	50 59
												324	A	UMass Lowell	70 50
												326	A	New Hampshire	71 62
												344	H	Fairleigh Dickinson	73 54
LAST 12 Division I GAMES:															
162	A	Stony Brook	53 68	298	H	UMBC	67 45								
237	H	Albany (NY)	62 71	162	H	Stony Brook	56 65								
104	H	Hartford	73 62	326	A	New Hampshire	71 62								
75	A	Maine	66 95	237	A	Albany (NY)	56 61								
324	A	UMass Lowell	70 50	223	A	Dartmouth	39 63								
270	H	Vermont	57 58	8	A	Marquette	40 93								

Non-Div I Games: Charleston (WV) 69 62 Caldwell 73 54

Binghamton

Loss, Non-Conf, S Site, H Home A Away N Neutral

Average RPI Win:	189	WON-LOST	WINNING	LAST 10	STRENGTH OF	OPP. STRENGTH	TEAM	ADJ.	CONF.	ADJ CONF.
Average RPI Loss:	59	RECORD	PCT. RANK	GAMES	SCHEDULE	OF SCHEDULE	RPI	RPI	RPI	RPI
DIV. I ONLY	16- 3	20	1- 0	227	64	58	58	15	15	
DIV. I NON-CONF.	7- 2	58	1- 0	202	9	66	66	13	13	
TOTALS	RPI 1-25	RPI 26-50	W-L RECORDS	RPI 51-100	RPI 101-150	RPI 150+				
16- 3	0- 1	1- 1	OVERALL	2- 0	3- 1	10- 0				
8- 1	0- 1	1- 0	HOME	0- 0	1- 0	6- 0				
5- 2	0- 0	0- 1	AWAY	0- 0	2- 1	3- 0				
3- 0	0- 0	0- 0	NEUTRAL	2- 0	0- 0	1- 0				
7- 2	0- 1	0- 0	NON-CONFERENCE	2- 0	2- 1	3- 0				
3- 1	0- 1	0- 0	HOME	0- 0	1- 0	2- 0				
1- 1	0- 0	0- 0	AWAY	0- 0	1- 1	0- 0				
3- 0	0- 0	0- 0	NEUTRAL	2- 0	0- 0	1- 0				
9- 1	0- 0	1- 1	CONFERENCE	0- 0	1- 0	7- 0				
5- 0	0- 0	1- 0	HOME	0- 0	0- 0	4- 0				
4- 1	0- 0	0- 1	AWAY	0- 0	1- 0	3- 0				
0- 0	0- 0	0- 0	NEUTRAL	0- 0	0- 0	0- 0				

RPI 1-25				RPI 26-50				RPI 51-100 Team's RPI: 58				RPI 101+			
RPI	S	Opponent	Score	RPI	S	Opponent	Score	RPI	S	Opponent	Score	RPI	S	Opponent	Score
3	H	Louisville	55 74	50	A	Wyoming	52 64	93	N	UNI	61 60	121	A	Fresno St.	72 60
				50	H	Wyoming	72 64	94	N	Idaho	91 85	125	A	Washington St.	71 95
												133	A	Washington	73 69
												144	H	CSUN	74 63
												191	H	Eastern Wash.	67 55
												205	N	Saint Francis (PA)	78 64
												211	A	UNLV	64 57
												216	A	San Diego St.	69 66
												245	A	Nevada	75 74
												245	H	Nevada	80 65
												246	H	Colorado St.	70 57
												249	H	Air Force	79 48
												257	H	Southern Utah	88 53
												327	H	San Jose St.	99 68
LAST 12 Division I GAMES:															
133	A	Washington	73 69	121	A	Fresno St.	72 60								
211	A	UNLV	64 57	245	A	Nevada	75 74								
245	H	Nevada	80 65	327	H	San Jose St.	99 68								
246	H	Colorado St.	70 57	216	A	San Diego St.	69 66								
50	A	Wyoming	52 64	50	H	Wyoming	72 64								
249	H	Air Force	79 48	257	H	Southern Utah	88 53								

Non-Div I Games: Southern Ore. 91 46 Northwest Chrst. 93 26

Boise St.

■ Loss,
 ■ Non-Conf, S Site,
 ■ Home
 ■ Away
 N Neutral

Average RPI Win:	203	WON-LOST	WINNING	LAST 10	STRENGTH OF	OPP. STRENGTH	TEAM	ADJ.	CONF.	ADJ CONF.
Average RPI Loss:	47	RECORD	PCT. RANK	GAMES	SCHEDULE	OF SCHEDULE	RPI	RPI	RPI	RPI
DIV. I ONLY	14- 8	96	1- 0	80	81	101	101	1	1	
DIV. I NON-CONF.	11- 2	31	1- 0	247	296	108	108	1	1	
TOTALS	RPI 1-25	RPI 26-50	W-L RECORDS	RPI 51-100	RPI 101-150	RPI 150+				
14- 8	0- 3	0- 2	OVERALL	2- 1	2- 2	10- 0				
8- 6	0- 2	0- 1	HOME	1- 1	0- 2	7- 0				
4- 2	0- 1	0- 1	AWAY	1- 0	2- 0	1- 0				
2- 0	0- 0	0- 0	NEUTRAL	0- 0	0- 0	2- 0				
11- 2	0- 0	0- 0	NON-CONFERENCE	0- 0	1- 2	10- 0				
7- 2	0- 0	0- 0	HOME	0- 0	0- 2	7- 0				
2- 0	0- 0	0- 0	AWAY	0- 0	1- 0	1- 0				
2- 0	0- 0	0- 0	NEUTRAL	0- 0	0- 0	2- 0				
3- 6	0- 3	0- 2	CONFERENCE	2- 1	1- 0	0- 0				
1- 4	0- 2	0- 1	HOME	1- 1	0- 0	0- 0				
2- 2	0- 1	0- 1	AWAY	1- 0	1- 0	0- 0				
0- 0	0- 0	0- 0	NEUTRAL	0- 0	0- 0	0- 0				

RPI 1-25				RPI 26-50				RPI 51-100				RPI 101+ Team's RPI: 101			
RPI	S	Opponent	Score	RPI	S	Opponent	Score	RPI	S	Opponent	Score	RPI	S	Opponent	Score
1	A	Notre Dame	63 92	26	A	Miami (FL)	73 76	57	H	Virginia Tech	86 95	102	H	Providence	57 61
9	H	NC State	69 85	42	H	Georgia Tech	76 81	73	H	Duke	92 90	112	A	Houston	64 57
22	H	Florida St.	71 91					96	A	Wake Forest	65 64	115	H	Minnesota	69 77
												123	A	Pittsburgh	59 55
												165	H	Boston U.	78 51
												192	N	Rider	112 61
												210	H	Holy Cross	89 63
												215	A	Rhode Island	88 64
												223	H	Dartmouth	99 68
												254	H	Campbell	76 56
												262	H	Columbia	74 60
												295	N	Loyola Maryland	73 47
												300	H	Bryant	83 46
												321	H	Saint Peter's	89 57
LAST 12 Division I GAMES:															
192	N	Rider	112 61	123	A	Pittsburgh	59 55								
57	H	Virginia Tech	86 95	96	A	Wake Forest	65 64								
73	H	Duke	92 90	9	H	NC State	69 85								
26	A	Miami (FL)	73 76	42	H	Georgia Tech	76 81								
1	A	Notre Dame	63 92	223	H	Dartmouth	99 68								
22	H	Florida St.	71 91	254	H	Campbell	76 56								

Non-Div I Games:

Boston College

■ Loss,
 ■ Non-Conf, S Site,
 ■ Home
 ■ Away
 N Neutral

Average RPI Win: 234	WON-LOST	WINNING	LAST 10	STRENGTH OF	OPP. STRENGTH	TEAM	ADJ.	CONF.	ADJ CONF.
Average RPI Loss: 141	RECORD	PCT. RANK	GAMES	SCHEDULE	OF SCHEDULE	RPI	RPI	RPI	RPI
DIV. I ONLY	10- 10	159	0- 1	152	244	165	165	19	19
DIV. I NON-CONF.	4- 6	212	0- 0	189	245	222	222	22	22
TOTALS	RPI 1-25	RPI 26-50	W-L RECORDS	RPI 51-100	RPI 101-150	RPI 150+			
10- 10	0- 0	1- 1	OVERALL	0- 3	1- 1	8- 5			
6- 3	0- 0	0- 1	HOME	0- 1	1- 0	5- 1			
4- 7	0- 0	1- 0	AWAY	0- 2	0- 1	3- 4			
0- 0	0- 0	0- 0	NEUTRAL	0- 0	0- 0	0- 0			
4- 6	0- 0	0- 0	NON-CONFERENCE	0- 2	0- 1	4- 3			
4- 0	0- 0	0- 0	HOME	0- 0	0- 0	4- 0			
0- 6	0- 0	0- 0	AWAY	0- 2	0- 1	0- 3			
0- 0	0- 0	0- 0	NEUTRAL	0- 0	0- 0	0- 0			
6- 4	0- 0	1- 1	CONFERENCE	0- 1	1- 0	4- 2			
2- 3	0- 0	0- 1	HOME	0- 1	1- 0	1- 1			
4- 1	0- 0	1- 0	AWAY	0- 0	0- 0	3- 1			
0- 0	0- 0	0- 0	NEUTRAL	0- 0	0- 0	0- 0			

RPI 1-25				RPI 26-50				RPI 51-100				RPI 101+				Team's RPI: 165	
RPI	S	Opponent	Score	RPI	S	Opponent	Score	RPI	S	Opponent	Score	RPI	S	Opponent	Score		
				47	A	Bucknell	70 62	68	A	Harvard	47 67	101	A	Boston College	51 78		
				47	H	Bucknell	58 62	83	A	Northeastern	51 81	136	H	Lehigh	58 45		
								97	H	American	51 64	151	A	Marist	57 68		
												160	H	Delaware	72 61		
												206	A	Massachusetts	55 66		
												210	A	Holy Cross	69 75		
												212	A	Navy	49 35		
												223	A	Dartmouth	44 64		
												226	H	Colgate	72 81		
												241	H	Brown	72 51		
												295	A	Loyola Maryland	64 62		
												299	H	Army West Point	63 51		
												300	H	Bryant	67 65		
												323	A	Lafayette	47 44		
												326	H	New Hampshire	60 39		
LAST 12 Division I GAMES:																	
				47	H	Bucknell	58 62	136	H	Lehigh	58 45						
				323	A	Lafayette	47 44	295	A	Loyola Maryland	64 62						
				212	A	Navy	49 35	47	A	Bucknell	70 62						
				97	H	American	51 64	299	H	Army West Point	63 51						
				210	A	Holy Cross	69 75	68	A	Harvard	47 67						
				226	H	Colgate	72 81	101	A	Boston College	51 78						

Non-Div I Games:

Boston U.

■ Loss,
 ■ Non-Conf,
 ■ S Site,
 ■ H Home
 ■ A Away
 N Neutral

Bowling Green

Through Games Of Feb. 6, 2019

Average RPI Win:	263	WON-LOST	WINNING	LAST 10	STRENGTH OF	OPP. STRENGTH	TEAM	ADJ.	CONF.	ADJ CONF.
Average RPI Loss:	132	RECORD	PCT. RANK	GAMES	SCHEDULE	OF SCHEDULE	RPI	RPI	RPI	RPI
DIV. I ONLY	6- 13	269	0- 1	126	238	228	228	7	7	
DIV. I NON-CONF.	6- 4	125	0- 0	179	338	136	136	8	8	
TOTALS	RPI 1-25	RPI 26-50	W-L RECORDS	RPI 51-100	RPI 101-150	RPI 150+				
6- 13	0- 1	0- 1	OVERALL	0- 4	0- 1	6- 6				
4- 4	0- 0	0- 1	HOME	0- 2	0- 0	4- 1				
2- 8	0- 1	0- 0	AWAY	0- 2	0- 1	2- 4				
0- 1	0- 0	0- 0	NEUTRAL	0- 0	0- 0	0- 1				
6- 4	0- 1	0- 0	NON-CONFERENCE	0- 0	0- 0	6- 3				
4- 0	0- 0	0- 0	HOME	0- 0	0- 0	4- 0				
2- 3	0- 1	0- 0	AWAY	0- 0	0- 0	2- 2				
0- 1	0- 0	0- 0	NEUTRAL	0- 0	0- 0	0- 1				
0- 9	0- 0	0- 1	CONFERENCE	0- 4	0- 1	0- 3				
0- 4	0- 0	0- 1	HOME	0- 2	0- 0	0- 1				
0- 5	0- 0	0- 0	AWAY	0- 2	0- 1	0- 2				
0- 0	0- 0	0- 0	NEUTRAL	0- 0	0- 0	0- 0				

RPI 1-25				RPI 26-50				RPI 51-100				RPI 101+ Team's RPI: 228			
RPI	S	Opponent	Score	RPI	S	Opponent	Score	RPI	S	Opponent	Score	RPI	S	Opponent	Score
23	A	Michigan St.	69 99	37	H	Ohio	79 82	85	A	Toledo	56 76	142	A	Akron	71 74
								85	H	Toledo	65 79	158	N	Mercer	63 76
								95	A	Northern Ill.	47 88	169	A	Xavier	49 65
								95	H	Northern Ill.	52 66	176	A	Ball St.	70 77
												183	A	Coastal Caro.	80 81
												184	A	Eastern Mich.	74 81
												214	H	Robert Morris	61 60
												231	H	Marshall	99 76
												232	H	Loyola Chicago	88 74
												277	A	Canisius	74 53
												284	H	Western Mich.	82 84
												294	A	Valparaiso	79 72
												330	H	Detroit Mercy	79 73
LAST 12 Division I GAMES:															
95	A	Northern Ill.	47 88	142	A	Akron	71 74								
85	A	Toledo	56 76	176	A	Ball St.	70 77								
37	H	Ohio	79 82	284	H	Western Mich.	82 84								
184	A	Eastern Mich.	74 81	294	A	Valparaiso	79 72								
85	H	Toledo	65 79	330	H	Detroit Mercy	79 73								
95	H	Northern Ill.	52 66	277	A	Canisius	74 53								

Non-Div I Games: Davis & Elkins 63 28

Bowling Green

■ Loss,
 ■ Non-Conf,
 ■ S Site,
 ■ H Home
 ■ A Away
 N Neutral

Average RPI Win:	250	WON-LOST	WINNING	LAST 10	STRENGTH OF	OPP. STRENGTH	TEAM	ADJ.	CONF.	ADJ CONF.
Average RPI Loss:	103	RECORD	PCT. RANK	GAMES	SCHEDULE	OF SCHEDULE	RPI	RPI	RPI	RPI
DIV. I ONLY	14- 5	60	1- 0	315	165	156	156	13	13	
DIV. I NON-CONF.	9- 1	29	1- 0	346	197	140	140	14	14	
TOTALS	RPI 1-25	RPI 26-50	W-L RECORDS	RPI 51-100	RPI 101-150	RPI 150+				
14- 5	0- 1	0- 1	OVERALL	0- 2	0- 0	14- 1				
6- 3	0- 1	0- 0	HOME	0- 2	0- 0	6- 0				
7- 2	0- 0	0- 1	AWAY	0- 0	0- 0	7- 1				
1- 0	0- 0	0- 0	NEUTRAL	0- 0	0- 0	1- 0				
9- 1	0- 0	0- 1	NON-CONFERENCE	0- 0	0- 0	9- 0				
5- 0	0- 0	0- 0	HOME	0- 0	0- 0	5- 0				
3- 1	0- 0	0- 1	AWAY	0- 0	0- 0	3- 0				
1- 0	0- 0	0- 0	NEUTRAL	0- 0	0- 0	1- 0				
5- 4	0- 1	0- 0	CONFERENCE	0- 2	0- 0	5- 1				
1- 3	0- 1	0- 0	HOME	0- 2	0- 0	1- 0				
4- 1	0- 0	0- 0	AWAY	0- 0	0- 0	4- 1				
0- 0	0- 0	0- 0	NEUTRAL	0- 0	0- 0	0- 0				

RPI 1-25				RPI 26-50				RPI 51-100				RPI 101+ Team's RPI: 156			
RPI	S	Opponent	Score	RPI	S	Opponent	Score	RPI	S	Opponent	Score	RPI	S	Opponent	Score
19	H	Drake	63 92	43	A	Purdue	61 74	67	H	Missouri St.	56 68	155	H	Southern Ill.	58 53
								93	H	UNI	78 81	160	N	Delaware	59 47
												173	A	Indiana St.	61 45
												188	A	Illinois St.	79 68
												217	H	Southeast Mo. St.	85 79
												232	A	Loyola Chicago	69 56
												233	H	Western Ill.	82 68
												274	A	Cleveland St.	67 65
												276	H	Eastern Ill.	67 64
												287	A	Fla. Atlantic	80 59
												294	A	Valparaiso	73 76
												306	H	Oakland	73 64
												310	A	Omaha	80 60
												338	A	Evansville	75 68
												346	H	Chicago St.	89 59
LAST 12 Division I GAMES:															
287	A	Fla. Atlantic	80 59	173	A	Indiana St.	61 45	338	A	Evansville	75 68	93	H	UNI	78 81
232	A	Loyola Chicago	69 56	43	A	Purdue	61 74	19	H	Drake	63 92	346	H	Chicago St.	89 59
294	A	Valparaiso	73 76	67	H	Missouri St.	56 68								
188	A	Illinois St.	79 68												
155	H	Southern Ill.	58 53												
67	H	Missouri St.	56 68												

Non-Div I Games: Rockhurst 83 40

Bradley

■ Loss,
 ■ Non-Conf, S Site,
 ■ Home
 ■ Away
 N Neutral

Average RPI Win:	269	WON-LOST	WINNING	LAST 10	STRENGTH OF	OPP. STRENGTH	TEAM	ADJ.	CONF.	ADJ CONF.
Average RPI Loss:	136	RECORD	PCT. RANK	GAMES	SCHEDULE	OF SCHEDULE	RPI	RPI	RPI	RPI
DIV. I ONLY	7- 11	238	0- 1	211	223	241	241	11	11	
DIV. I NON-CONF.	6- 8	199	0- 1	282	269	242	242	10	10	
TOTALS	RPI 1-25	RPI 26-50	W-L RECORDS	RPI 51-100	RPI 101-150	RPI 150+				
7- 11	0- 1	0- 1	OVERALL	1- 4	0- 0	6- 5				
4- 4	0- 0	0- 1	HOME	1- 1	0- 0	3- 2				
2- 7	0- 1	0- 0	AWAY	0- 3	0- 0	2- 3				
1- 0	0- 0	0- 0	NEUTRAL	0- 0	0- 0	1- 0				
6- 8	0- 1	0- 1	NON-CONFERENCE	0- 2	0- 0	6- 4				
3- 2	0- 0	0- 1	HOME	0- 0	0- 0	3- 1				
2- 6	0- 1	0- 0	AWAY	0- 2	0- 0	2- 3				
1- 0	0- 0	0- 0	NEUTRAL	0- 0	0- 0	1- 0				
1- 3	0- 0	0- 0	CONFERENCE	1- 2	0- 0	0- 1				
1- 2	0- 0	0- 0	HOME	1- 1	0- 0	0- 1				
0- 1	0- 0	0- 0	AWAY	0- 1	0- 0	0- 0				
0- 0	0- 0	0- 0	NEUTRAL	0- 0	0- 0	0- 0				

RPI 1-25				RPI 26-50				RPI 51-100				RPI 101+ Team's RPI: 241			
RPI	S	Opponent	Score	RPI	S	Opponent	Score	RPI	S	Opponent	Score	RPI	S	Opponent	Score
16	A	Rutgers	52 73	47	H	Bucknell	78 91	68	H	Harvard	83 100	165	A	Boston U.	51 72
								75	A	Maine	96 102	206	H	Massachusetts	61 90
								89	A	Yale	72 84	210	A	Holy Cross	89 85
								89	H	Yale	86 71	215	A	Rhode Island	67 72
								95	A	Northern Ill.	102 109	223	H	Dartmouth	61 81
												297	H	Central Conn. St.	68 63
												300	A	Bryant	57 75
												300	N	Bryant	84 68
												318	H	Fairfield	68 49
												326	H	New Hampshire	76 70
												346	A	Chicago St.	90 65
LAST 12 Division I GAMES:															
215	A	Rhode Island	67 72	95	A	Northern Ill.	102 109								
68	H	Harvard	83 100	346	A	Chicago St.	90 65								
223	H	Dartmouth	61 81	75	A	Maine	96 102								
89	A	Yale	72 84	300	N	Bryant	84 68								
89	H	Yale	86 71	47	H	Bucknell	78 91								
16	A	Rutgers	52 73	206	H	Massachusetts	61 90								

Non-Div I Games: Johnson & Wales (RI) 78 46 Adelphi 75 62

Brown

■ Loss,
 ■ Non-Conf, S Site,
 ■ Home
 ■ Away
 N Neutral

Average RPI Win:	278	WON-LOST	WINNING	LAST 10	STRENGTH OF	OPP. STRENGTH	TEAM	ADJ.	CONF.	ADJ CONF.
Average RPI Loss:	196	RECORD	PCT. RANK	GAMES	SCHEDULE	OF SCHEDULE	RPI	RPI	RPI	RPI
DIV. I ONLY	6- 14	274	0- 1	282	321	300	300	31	31	
DIV. I NON-CONF.	2- 9	297	0- 1	185	237	288	288	31	31	
TOTALS	RPI 1-25	RPI 26-50	W-L RECORDS	RPI 51-100	RPI 101-150	RPI 150+				
6- 14	0- 0	0- 0	OVERALL	0- 2	0- 3	6- 9				
4- 4	0- 0	0- 0	HOME	0- 1	0- 0	4- 3				
2- 8	0- 0	0- 0	AWAY	0- 1	0- 2	2- 5				
0- 2	0- 0	0- 0	NEUTRAL	0- 0	0- 1	0- 1				
2- 9	0- 0	0- 0	NON-CONFERENCE	0- 2	0- 3	2- 4				
1- 2	0- 0	0- 0	HOME	0- 1	0- 0	1- 1				
1- 5	0- 0	0- 0	AWAY	0- 1	0- 2	1- 2				
0- 2	0- 0	0- 0	NEUTRAL	0- 0	0- 1	0- 1				
4- 5	0- 0	0- 0	CONFERENCE	0- 0	0- 0	4- 5				
3- 2	0- 0	0- 0	HOME	0- 0	0- 0	3- 2				
1- 3	0- 0	0- 0	AWAY	0- 0	0- 0	1- 3				
0- 0	0- 0	0- 0	NEUTRAL	0- 0	0- 0	0- 0				

RPI 1-25			RPI 26-50			RPI 51-100			RPI 101+ Team's RPI: 300		
RPI	S	Opponent	Score	RPI	S	Opponent	Score	RPI	S	Opponent	Score
						65 A West Virginia	48 94	101 A Boston College		46 83	
						75 H Maine	57 74	102 N Providence		64 72	
								104 A Hartford		57 67	
								165 A Boston U.		65 67	
								205 H Saint Francis (PA)		66 63	
								210 H Holy Cross		62 81	
								214 H Robert Morris		57 60	
								240 A Sacred Heart		48 49	
								241 H Brown		75 57	
								241 N Brown		68 84	
								247 A Mt. St. Mary's		73 68	
								256 H St. Francis Brooklyn		55 60	
								297 A Central Conn. St.		65 66	
								297 H Central Conn. St.		72 60	
								324 A UMass Lowell		58 57	
								326 A New Hampshire		74 79	
								344 A Fairleigh Dickinson		53 63	
								351 H LIU Brooklyn		69 62	
LAST 12 Division I GAMES:											
102 N		Providence	64 72	240 A		Sacred Heart	48 49				
297 A		Central Conn. St.	65 66	247 A		Mt. St. Mary's	73 68				
344 A		Fairleigh Dickinson	53 63	256 H		St. Francis Brooklyn	55 60				
297 H		Central Conn. St.	72 60	351 H		LIU Brooklyn	69 62				
205 H		Saint Francis (PA)	66 63	210 H		Holy Cross	62 81				
214 H		Robert Morris	57 60	104 A		Hartford	57 67				

Non-Div I Games:

Bryant

Average RPI Win:	215	WON-LOST	WINNING	LAST 10	STRENGTH OF	OPP. STRENGTH	TEAM	ADJ.	CONF.	ADJ CONF.
Average RPI Loss:	68	RECORD	PCT. RANK	GAMES	SCHEDULE	OF SCHEDULE	RPI	RPI	RPI	RPI
DIV. I ONLY	18- 4	23	1- 0	157	192	47	47	19	19	
DIV. I NON-CONF.	9- 3	61	0- 0	116	140	38	38	22	22	
TOTALS	RPI 1-25	RPI 26-50	W-L RECORDS	RPI 51-100	RPI 101-150	RPI 150+				
18- 4	0- 2	0- 0	OVERALL	2- 1	2- 0	14- 1				
7- 1	0- 0	0- 0	HOME	2- 0	2- 0	3- 1				
9- 3	0- 2	0- 0	AWAY	0- 1	0- 0	9- 0				
2- 0	0- 0	0- 0	NEUTRAL	0- 0	0- 0	2- 0				
9- 3	0- 2	0- 0	NON-CONFERENCE	1- 1	1- 0	7- 0				
4- 0	0- 0	0- 0	HOME	1- 0	1- 0	2- 0				
3- 3	0- 2	0- 0	AWAY	0- 1	0- 0	3- 0				
2- 0	0- 0	0- 0	NEUTRAL	0- 0	0- 0	2- 0				
9- 1	0- 0	0- 0	CONFERENCE	1- 0	1- 0	7- 1				
3- 1	0- 0	0- 0	HOME	1- 0	1- 0	1- 1				
6- 0	0- 0	0- 0	AWAY	0- 0	0- 0	6- 0				
0- 0	0- 0	0- 0	NEUTRAL	0- 0	0- 0	0- 0				

RPI S	Opponent	Score	RPI S	Opponent	Score	Team's RPI: 47	RPI S	Opponent	Score	RPI S	Opponent	Score
10	A Syracuse	56 70					63	H Quinnipiac	75 58	127	H Youngstown St.	73 68
11	A Iowa St.	61 86					86	A Drexel	42 64	136	H Lehigh	71 53
							97	H American	71 56	165	A Boston U.	62 58
										165	H Boston U.	62 70
										192	H Rider	80 59
										203	A St. Bonaventure	77 46
										206	N Massachusetts	77 58
										210	H Holy Cross	75 71
										212	A Navy	77 43
										226	A Colgate	90 62
										230	A Monmouth	70 32
										241	A Brown	91 78
										295	A Loyola Maryland	75 57
										299	A Army West Point	66 52
										318	N Fairfield	77 54
										323	A Lafayette	56 47
										332	H Iona	81 43
LAST 12 Division I GAMES:												
165	A Boston U.	62 58	323	A Lafayette	56 47							
212	A Navy	77 43	299	A Army West Point	66 52							
210	H Holy Cross	75 71	165	H Boston U.	62 70							
295	A Loyola Maryland	75 57	97	H American	71 56							
226	A Colgate	90 62	11	A Iowa St.	61 86							
136	H Lehigh	71 53	127	H Youngstown St.	73 68							

Non-Div I Games:

Bucknell

■ Loss,
 ■ Non-Conf, S Site,
 ■ Home
 ■ Away
 N Neutral

Buffalo

Through Games Of Feb. 6, 2019

Average RPI Win:	170	WON-LOST	WINNING	LAST 10	STRENGTH OF	OPP. STRENGTH	TEAM	ADJ.	CONF.	ADJ CONF.
Average RPI Loss:	36	RECORD	PCT. RANK	GAMES	SCHEDULE	OF SCHEDULE	RPI	RPI	RPI	RPI
DIV. I ONLY	15- 5	54	1- 0	33	107	24	24	7	7	
DIV. I NON-CONF.	8- 3	72	0- 0	53	110	27	27	8	8	
TOTALS	RPI 1-25	RPI 26-50	W-L RECORDS	RPI 51-100	RPI 101-150	RPI 150+				
15- 5	0- 3	1- 1	OVERALL	4- 0	1- 1	9- 0				
6- 2	0- 1	0- 1	HOME	2- 0	1- 0	3- 0				
7- 3	0- 2	0- 0	AWAY	1- 0	0- 1	6- 0				
2- 0	0- 0	1- 0	NEUTRAL	1- 0	0- 0	0- 0				
8- 3	0- 2	1- 0	NON-CONFERENCE	1- 0	0- 1	6- 0				
2- 1	0- 1	0- 0	HOME	0- 0	0- 0	2- 0				
4- 2	0- 1	0- 0	AWAY	0- 0	0- 1	4- 0				
2- 0	0- 0	1- 0	NEUTRAL	1- 0	0- 0	0- 0				
7- 2	0- 1	0- 1	CONFERENCE	3- 0	1- 0	3- 0				
4- 1	0- 0	0- 1	HOME	2- 0	1- 0	1- 0				
3- 1	0- 1	0- 0	AWAY	1- 0	0- 0	2- 0				
0- 0	0- 0	0- 0	NEUTRAL	0- 0	0- 0	0- 0				

RPI	S	Opponent	Score
4	H	Stanford	55 62
5	A	Oregon	82 102
25	A	Central Mich.	65 76

RPI	S	Opponent	Score
28	N	South Dakota St.	61 55
37	H	Ohio	71 74

RPI	S	Opponent	Score
55	A	Miami (OH)	66 59
85	H	Toledo	73 63
92	N	Georgetown	73 64
95	H	Northern Ill.	93 64

RPI	S	Opponent	Score
108	A	Dayton	59 72
142	H	Akron	91 72
176	H	Ball St.	77 65
179	A	UMES	69 63
184	A	Eastern Mich.	91 84
203	H	St. Bonaventure	90 43
223	A	Dartmouth	75 69
224	H	Niagara	88 61
277	A	Canisius	84 66
284	A	Western Mich.	61 59
297	A	Central Conn. St.	82 69

LAST 12 Division I GAMES:

85	H	Toledo	73 63	55	A	Miami (OH)	66 59
25	A	Central Mich.	65 76	184	A	Eastern Mich.	91 84
95	H	Northern Ill.	93 64	37	H	Ohio	71 74
142	H	Akron	91 72	203	H	St. Bonaventure	90 43
284	A	Western Mich.	61 59	4	H	Stanford	55 62
176	H	Ball St.	77 65	223	A	Dartmouth	75 69

Non-Div I Games:

Buffalo

■ Loss,
 ■ Non-Conf, S Site,
 ■ Home
 ■ Away
 N Neutral

Average RPI Win:	167	WON-LOST	WINNING	LAST 10	STRENGTH OF	OPP. STRENGTH	TEAM	ADJ.	CONF.	ADJ CONF.
Average RPI Loss:	58	RECORD	PCT. RANK	GAMES	SCHEDULE	OF SCHEDULE	RPI	RPI	RPI	RPI
DIV. I ONLY	17- 5	37	0- 1	112	75	46	46	6	6	
DIV. I NON-CONF.	10- 1	17	0- 0	259	181	54	54	4	4	
TOTALS	RPI 1-25	RPI 26-50	W-L RECORDS	RPI 51-100	RPI 101-150	RPI 150+				
17- 5	0- 1	1- 2	OVERALL	3- 0	4- 2	9- 0				
9- 2	0- 1	0- 1	HOME	0- 0	2- 0	7- 0				
6- 3	0- 0	1- 1	AWAY	2- 0	2- 2	1- 0				
2- 0	0- 0	0- 0	NEUTRAL	1- 0	0- 0	1- 0				
10- 1	0- 0	0- 1	NON-CONFERENCE	1- 0	1- 0	8- 0				
7- 0	0- 0	0- 0	HOME	0- 0	0- 0	7- 0				
1- 1	0- 0	0- 1	AWAY	0- 0	1- 0	0- 0				
2- 0	0- 0	0- 0	NEUTRAL	1- 0	0- 0	1- 0				
7- 4	0- 1	1- 1	CONFERENCE	2- 0	3- 2	1- 0				
2- 2	0- 1	0- 1	HOME	0- 0	2- 0	0- 0				
5- 2	0- 0	1- 0	AWAY	2- 0	1- 2	1- 0				
0- 0	0- 0	0- 0	NEUTRAL	0- 0	0- 0	0- 0				

RPI 1-25				RPI 26-50				Team's RPI: 46	RPI 51-100				RPI 101+			
RPI	S	Opponent	Score	RPI	S	Opponent	Score		RPI	S	Opponent	Score	RPI	S	Opponent	Score
8	H	Marquette	58 87	36	H	DePaul	78 86		92	A	Georgetown	59 50	102	A	Providence	68 74
				38	A	Villanova	63 55		98	N	Ohio St.	66 53	105	A	Seton Hall	62 83
				39	A	Indiana	46 66		100	A	Creighton	75 43	105	H	Seton Hall	62 59
													126	A	St. John's (NY)	73 68
													126	H	St. John's (NY)	66 45
													142	A	Akron	63 47
													169	A	Xavier	63 41
													173	H	Indiana St.	72 49
													176	H	Ball St.	64 47
													184	N	Eastern Mich.	73 63
													188	H	Illinois St.	58 56
													233	H	Western Ill.	92 51
													276	H	Eastern Ill.	72 37
													288	H	Murray St.	86 65
													324	H	UMass Lowell	89 36
LAST 12 Division I GAMES:																
105	A	Seton Hall	62 83	169	A	Xavier	63 41									
126	A	St. John's (NY)	73 68	126	H	St. John's (NY)	66 45									
8	H	Marquette	58 87	105	H	Seton Hall	62 59									
36	H	DePaul	78 86	92	A	Georgetown	59 50									
100	A	Creighton	75 43	38	A	Villanova	63 55									
102	A	Providence	68 74	184	N	Eastern Mich.	73 63									

Non-Div I Games:

Butler

■ Loss,
■ Non-Conf,
■ S Site,
■ H Home
■ A Away
N Neutral

CSU Bakersfield

Through Games Of Feb. 6, 2019

Average RPI Win:	264	WON-LOST	WINNING	LAST 10	STRENGTH OF	OPP. STRENGTH	TEAM	ADJ.	CONF.	ADJ CONF.
Average RPI Loss:	219	RECORD	PCT. RANK	GAMES	SCHEDULE	OF SCHEDULE	RPI	RPI	RPI	RPI
DIV. I ONLY	7- 12	244	1- 0	325	313	275	275	30	30	
DIV. I NON-CONF.	2- 9	297	0- 0	290	263	314	314	30	30	
TOTALS	RPI 1-25	RPI 26-50	W-L RECORDS	RPI 51-100	RPI 101-150	RPI 150+				
7- 12	0- 0	0- 1	OVERALL	1- 0	0- 1	6- 10				
2- 3	0- 0	0- 0	HOME	1- 0	0- 0	1- 3				
5- 9	0- 0	0- 1	AWAY	0- 0	0- 1	5- 7				
0- 0	0- 0	0- 0	NEUTRAL	0- 0	0- 0	0- 0				
2- 9	0- 0	0- 1	NON-CONFERENCE	1- 0	0- 1	1- 7				
1- 1	0- 0	0- 0	HOME	1- 0	0- 0	0- 1				
1- 8	0- 0	0- 1	AWAY	0- 0	0- 1	1- 6				
0- 0	0- 0	0- 0	NEUTRAL	0- 0	0- 0	0- 0				
5- 3	0- 0	0- 0	CONFERENCE	0- 0	0- 0	5- 3				
1- 2	0- 0	0- 0	HOME	0- 0	0- 0	1- 2				
4- 1	0- 0	0- 0	AWAY	0- 0	0- 0	4- 1				
0- 0	0- 0	0- 0	NEUTRAL	0- 0	0- 0	0- 0				

RPI S	Opponent	Score	RPI S	Opponent	Score	RPI S	Opponent	Score	RPI S	Opponent	Score	Team's RPI: 275
30	A Oregon St.	52 92	84	H Wright St.	76 74	148	A UC Irvine	78 85	167	H New Mexico St.	59 61	
						171	H UC Riverside	67 79	177	A North Texas	59 71	
						207	A SMU	43 49	213	H UTRGV	68 63	
						219	A UMKC	67 57	253	A Cal St. Fullerton	56 64	
						272	A Utah Valley	70 78	280	A UTEP	47 53	
						285	H California Baptist	45 68	304	A UC Santa Barbara	56 48	
						310	A Omaha	46 53	327	A San Jose St.	72 82	
						340	A Grand Canyon	59 46	341	A Seattle U	70 60	
						346	A Chicago St.	67 56				
LAST 12 Division I GAMES:												
340	A Grand Canyon	59 46	272	A Utah Valley	70 78							
285	H California Baptist	45 68	341	A Seattle U	70 60							
346	A Chicago St.	67 56	171	H UC Riverside	67 79							
219	A UMKC	67 57	30	A Oregon St.	52 92							
167	H New Mexico St.	59 61	177	A North Texas	59 71							
213	H UTRGV	68 63	207	A SMU	43 49							

Non-Div I Games: Whittier 74 46 Westcliff 91 37

CSU Bakersfield

Loss, Non-Conf, S Site, H Home A Away N Neutral

Average RPI Win: 244	WON-LOST	WINNING	LAST 10	STRENGTH OF	OPP. STRENGTH	TEAM	ADJ.	CONF.	ADJ CONF.
Average RPI Loss: 67	RECORD	PCT. RANK	GAMES	SCHEDULE	OF SCHEDULE	RPI	RPI	RPI	RPI
DIV. I ONLY	11- 11	159	0- 1	129	118	144	144	21	21
DIV. I NON-CONF.	6- 8	199	0- 1	128	39	158	158	20	20
TOTALS	RPI 1-25	RPI 26-50	W-L RECORDS	RPI 51-100	RPI 101-150	RPI 150+			
11- 11	0- 2	0- 1	OVERALL	0- 6	1- 2	10- 0			
7- 3	0- 0	0- 0	HOME	0- 2	1- 1	6- 0			
4- 8	0- 2	0- 1	AWAY	0- 4	0- 1	4- 0			
0- 0	0- 0	0- 0	NEUTRAL	0- 0	0- 0	0- 0			
6- 8	0- 2	0- 1	NON-CONFERENCE	0- 4	1- 1	5- 0			
4- 2	0- 0	0- 0	HOME	0- 1	1- 1	3- 0			
2- 6	0- 2	0- 1	AWAY	0- 3	0- 0	2- 0			
0- 0	0- 0	0- 0	NEUTRAL	0- 0	0- 0	0- 0			
5- 3	0- 0	0- 0	CONFERENCE	0- 2	0- 1	5- 0			
3- 1	0- 0	0- 0	HOME	0- 1	0- 0	3- 0			
2- 2	0- 0	0- 0	AWAY	0- 1	0- 1	2- 0			
0- 0	0- 0	0- 0	NEUTRAL	0- 0	0- 0	0- 0			

RPI 1-25				RPI 26-50				RPI 51-100				RPI 101+ Team's RPI: 144			
RPI	S	Opponent	Score	RPI	S	Opponent	Score	RPI	S	Opponent	Score	RPI	S	Opponent	Score
4	A	Stanford	43 69	27	A	California	42 67	54	A	Southern California	42 58	111	H	Loyola Marymount	53 72
19	A	Drake	63 73					58	A	Boise St.	63 74	125	H	Washington St.	65 52
								68	H	Harvard	55 75	148	A	UC Irvine	61 65
								79	A	UC Davis	54 70	168	A	Santa Clara	53 38
								79	H	UC Davis	49 60	171	H	UC Riverside	69 56
								94	A	Idaho	73 88	216	H	San Diego St.	77 74
												253	H	Cal St. Fullerton	74 44
												259	A	Hawaii	49 29
												264	A	Long Beach St.	51 37
												285	H	California Baptist	73 67
												304	H	UC Santa Barbara	73 65
												310	A	Omaha	64 52
												327	H	San Jose St.	76 40
LAST 12 Division I GAMES:															
68	H	Harvard	55 75	259	A	Hawaii	49 29								
79	A	UC Davis	54 70	148	A	UC Irvine	61 65								
253	H	Cal St. Fullerton	74 44	304	H	UC Santa Barbara	73 65								
264	A	Long Beach St.	51 37	4	A	Stanford	43 69								
79	H	UC Davis	49 60	327	H	San Jose St.	76 40								
171	H	UC Riverside	69 56	54	A	Southern California	42 58								

Non-Div I Games:

CSUN

■ Loss,
 ■ Non-Conf,
 ■ S Site,
 ■ H Home
 ■ A Away
 N Neutral

Average RPI Win:	275	WON-LOST	WINNING	LAST 10	STRENGTH OF	OPP. STRENGTH	TEAM	ADJ.	CONF.	ADJ CONF.
Average RPI Loss:	168	RECORD	PCT. RANK	GAMES	SCHEDULE	OF SCHEDULE	RPI	RPI	RPI	RPI
DIV. I ONLY	4- 14	310	1- 0	280	194	319	319	21	21	
DIV. I NON-CONF.	2- 8	293	0- 0	256	72	299	299	20	20	
TOTALS	RPI 1-25	RPI 26-50	W-L RECORDS	RPI 51-100	RPI 101-150	RPI 150+				
4- 14	0- 0	0- 2	OVERALL	0- 1	0- 4	4- 7				
3- 5	0- 0	0- 0	HOME	0- 1	0- 2	3- 2				
1- 8	0- 0	0- 2	AWAY	0- 0	0- 2	1- 4				
0- 1	0- 0	0- 0	NEUTRAL	0- 0	0- 0	0- 1				
2- 8	0- 0	0- 2	NON-CONFERENCE	0- 1	0- 2	2- 3				
1- 3	0- 0	0- 0	HOME	0- 1	0- 1	1- 1				
1- 4	0- 0	0- 2	AWAY	0- 0	0- 1	1- 1				
0- 1	0- 0	0- 0	NEUTRAL	0- 0	0- 0	0- 1				
2- 6	0- 0	0- 0	CONFERENCE	0- 0	0- 2	2- 4				
2- 2	0- 0	0- 0	HOME	0- 0	0- 1	2- 1				
0- 4	0- 0	0- 0	AWAY	0- 0	0- 1	0- 3				
0- 0	0- 0	0- 0	NEUTRAL	0- 0	0- 0	0- 0				

RPI S	Opponent	Score	RPI S	Opponent	Score	RPI S	Opponent	Score	RPI S	Opponent	Score	Team's RPI: 319
30	A Oregon St.	54 79	51	H Saint Mary's (CA)	51 69	121	A Fresno St.	58 76				
45	A UCLA	35 81				132	H Pepperdine	63 70				
						148	A UC Irvine	57 73				
						148	H UC Irvine	59 75				
						186	H Illinois	51 74				
						191	H Eastern Wash.	59 55				
						220	N San Francisco	62 65				
						238	A Sacramento St.	85 88				
						253	A Cal St. Fullerton	64 78				
						259	A Hawaii	52 70				
						259	H Hawaii	54 71				
						264	A Long Beach St.	58 61				
						264	H Long Beach St.	66 59				
						304	H UC Santa Barbara	75 67				
						341	A Seattle U	60 50				
LAST 12 Division I GAMES:												
264	H Long Beach St.	66 59	304	H UC Santa Barbara	75 67							
259	A Hawaii	52 70	148	H UC Irvine	59 75							
148	A UC Irvine	57 73	45	A UCLA	35 81							
259	H Hawaii	54 71	341	A Seattle U	60 50							
253	A Cal St. Fullerton	64 78	51	H Saint Mary's (CA)	51 69							
264	A Long Beach St.	58 61	191	H Eastern Wash.	59 55							

Non-Div I Games: Academy of Art 87 65

Cal Poly

■ Loss,
 ■ Non-Conf,
 ■ S Site,
 ■ H Home
 ■ A Away
 N Neutral

Average RPI Win:	286	WON-LOST	WINNING	LAST 10	STRENGTH OF	OPP. STRENGTH	TEAM	ADJ.	CONF.	ADJ CONF.
Average RPI Loss:	147	RECORD	PCT. RANK	GAMES	SCHEDULE	OF SCHEDULE	RPI	RPI	RPI	RPI
DIV. I ONLY	10- 9	149	0- 1	330	222	253	253	21	21	
DIV. I NON-CONF.	7- 5	132	0- 0	323	255	239	239	20	20	
TOTALS	RPI 1-25	RPI 26-50	W-L RECORDS	RPI 51-100	RPI 101-150	RPI 150+				
10- 9	0- 0	0- 0	OVERALL	0- 3	0- 2	10- 4				
5- 5	0- 0	0- 0	HOME	0- 2	0- 0	5- 3				
5- 4	0- 0	0- 0	AWAY	0- 1	0- 2	5- 1				
0- 0	0- 0	0- 0	NEUTRAL	0- 0	0- 0	0- 0				
7- 5	0- 0	0- 0	NON-CONFERENCE	0- 1	0- 1	7- 3				
3- 3	0- 0	0- 0	HOME	0- 1	0- 0	3- 2				
4- 2	0- 0	0- 0	AWAY	0- 0	0- 1	4- 1				
0- 0	0- 0	0- 0	NEUTRAL	0- 0	0- 0	0- 0				
3- 4	0- 0	0- 0	CONFERENCE	0- 2	0- 1	3- 1				
2- 2	0- 0	0- 0	HOME	0- 1	0- 0	2- 1				
1- 2	0- 0	0- 0	AWAY	0- 1	0- 1	1- 0				
0- 0	0- 0	0- 0	NEUTRAL	0- 0	0- 0	0- 0				

RPI S	Opponent	Score	RPI S	Opponent	Score	RPI S	Opponent	Score	RPI S	Opponent	Score	Team's RPI: 253
						78	H Pacific	64 72	133	A Washington	74 83	
						79	A UC Davis	51 75	144	A CSUN	44 74	
						79	H UC Davis	39 75	166	A Portland	74 83	
									168	H Santa Clara	60 64	
									216	H San Diego St.	72 83	
									223	H Dartmouth	67 62	
									259	H Hawaii	72 68	
									262	A Columbia	61 58	
									264	H Long Beach St.	53 59	
									272	H Utah Valley	56 55	
									275	H CSU Bakersfield	64 56	
									285	A California Baptist	79 65	
									304	A UC Santa Barbara	59 52	
									319	H Cal Poly	78 64	
									321	A Saint Peter's	69 45	
									341	A Seattle U	57 54	
LAST 12 Division I GAMES:												
264	H	Long Beach St.	53	59	259	H	Hawaii	72	68			
144	A	CSUN	44	74	272	H	Utah Valley	56	55			
79	H	UC Davis	39	75	78	H	Pacific	64	72			
304	A	UC Santa Barbara	59	52	321	A	Saint Peter's	69	45			
319	H	Cal Poly	78	64	262	A	Columbia	61	58			
79	A	UC Davis	51	75	275	H	CSU Bakersfield	64	56			

Non-Div I Games: Antelope Valley 77 65

Cal St. Fullerton

California

Through Games Of Feb. 6, 2019

Average RPI Win:	120	WON-LOST	WINNING	LAST 10	STRENGTH OF	OPP. STRENGTH	TEAM	ADJ.	CONF.	ADJ CONF.
Average RPI Loss:	34	RECORD	PCT. RANK	GAMES	SCHEDULE	OF SCHEDULE	RPI	RPI	RPI	RPI
DIV. I ONLY	14- 7	89	0- 1	28	3	27	27	2	2	
DIV. I NON-CONF.	9- 2	43	0- 0	50	30	23	23	2	2	
TOTALS	RPI 1-25	RPI 26-50	W-L RECORDS	RPI 51-100	RPI 101-150	RPI 150+				
14- 7	1- 3	1- 2	OVERALL	3- 2	7- 0	2- 0				
7- 3	1- 1	0- 1	HOME	1- 1	4- 0	1- 0				
5- 4	0- 2	1- 1	AWAY	1- 1	2- 0	1- 0				
2- 0	0- 0	0- 0	NEUTRAL	1- 0	1- 0	0- 0				
9- 2	0- 1	1- 0	NON-CONFERENCE	2- 1	4- 0	2- 0				
3- 2	0- 1	0- 0	HOME	0- 1	2- 0	1- 0				
4- 0	0- 0	1- 0	AWAY	1- 0	1- 0	1- 0				
2- 0	0- 0	0- 0	NEUTRAL	1- 0	1- 0	0- 0				
5- 5	1- 2	0- 2	CONFERENCE	1- 1	3- 0	0- 0				
4- 1	1- 0	0- 1	HOME	1- 0	2- 0	0- 0				
1- 4	0- 2	0- 1	AWAY	0- 1	1- 0	0- 0				
0- 0	0- 0	0- 0	NEUTRAL	0- 0	0- 0	0- 0				

RPI 1-25				RPI 26-50				Team's RPI: 27	RPI 51-100				RPI 101+			
RPI	S	Opponent	Score	RPI	S	Opponent	Score		RPI	S	Opponent	Score	RPI	S	Opponent	Score
4	A	Stanford	50 75	29	A	Utah	74 87		51	A	Saint Mary's (CA)	81 78	112	H	Houston	80 79
4	H	Stanford	81 80	33	A	BYU	70 52		54	H	Southern California	66 59	124	A	Penn St.	75 58
6	H	UConn	66 76	45	H	UCLA	79 84		68	H	Harvard	79 85	125	H	Washington St.	77 63
17	A	Arizona St.	61 62						69	A	Arizona	55 60	130	A	Colorado	80 60
									78	N	Pacific	81 69	133	H	Washington	79 70
													135	N	Tulane	65 57
													144	H	CSUN	67 42
													255	A	San Diego	70 53
													304	H	UC Santa Barbara	69 45
LAST 12 Division I GAMES:																
4	A	Stanford	50 75	17	A	Arizona St.	61 62									
4	H	Stanford	81 80	69	A	Arizona	55 60									
130	A	Colorado	80 60	54	H	Southern California	66 59									
29	A	Utah	74 87	45	H	UCLA	79 84									
133	H	Washington	79 70	68	H	Harvard	79 85									
125	H	Washington St.	77 63	6	H	UConn	66 76									

Non-Div I Games:

California

■ Loss,
 ■ Non-Conf, S Site,
 ■ Home
 ■ Away
 N Neutral

Average RPI Win:	282	WON-LOST	WINNING	LAST 10	STRENGTH OF	OPP. STRENGTH	TEAM	ADJ.	CONF.	ADJ CONF.
Average RPI Loss:	193	RECORD	PCT. RANK	GAMES	SCHEDULE	OF SCHEDULE	RPI	RPI	RPI	RPI
DIV. I ONLY	7- 10	224	1- 0	324	310	285	285	30	30	
DIV. I NON-CONF.	3- 6	241	0- 0	264	236	261	261	30	30	
TOTALS	RPI 1-25	RPI 26-50	W-L RECORDS	RPI 51-100	RPI 101-150	RPI 150+				
7- 10	0- 0	0- 1	OVERALL	0- 1	0- 1	7- 7				
4- 3	0- 0	0- 0	HOME	0- 1	0- 0	4- 2				
3- 6	0- 0	0- 0	AWAY	0- 0	0- 1	3- 5				
0- 1	0- 0	0- 1	NEUTRAL	0- 0	0- 0	0- 0				
3- 6	0- 0	0- 1	NON-CONFERENCE	0- 1	0- 1	3- 3				
1- 2	0- 0	0- 0	HOME	0- 1	0- 0	1- 1				
2- 3	0- 0	0- 0	AWAY	0- 0	0- 1	2- 2				
0- 1	0- 0	0- 1	NEUTRAL	0- 0	0- 0	0- 0				
4- 4	0- 0	0- 0	CONFERENCE	0- 0	0- 0	4- 4				
3- 1	0- 0	0- 0	HOME	0- 0	0- 0	3- 1				
1- 3	0- 0	0- 0	AWAY	0- 0	0- 0	1- 3				
0- 0	0- 0	0- 0	NEUTRAL	0- 0	0- 0	0- 0				

RPI S	Opponent	Score	RPI S	Opponent	Score	RPI S	Opponent	Score	RPI S	Opponent	Score	Team's RPI: 285
33 N	BYU	69 76	77 H	Idaho St.	57 72	144 A	CSUN	67 73				
						167 A	New Mexico St.	69 76				
						171 H	UC Riverside	65 57				
						213 A	UTRGV	56 60				
						216 A	San Diego St.	67 83				
						219 H	UMKC	74 78				
						253 H	Cal St. Fullerton	65 79				
						264 A	Long Beach St.	85 83				
						269 A	Northern Ariz.	88 91				
						272 H	Utah Valley	83 54				
						275 A	CSU Bakersfield	68 45				
						304 A	UC Santa Barbara	76 64				
						340 A	Grand Canyon	71 75				
						341 H	Seattle U	100 83				
						346 H	Chicago St.	89 52				
LAST 12 Division I GAMES:												
341 H	Seattle U	100 83	213 A	UTRGV	56 60							
272 H	Utah Valley	83 54	167 A	New Mexico St.	69 76							
340 A	Grand Canyon	71 75	304 A	UC Santa Barbara	76 64							
275 A	CSU Bakersfield	68 45	171 H	UC Riverside	65 57							
346 H	Chicago St.	89 52	144 A	CSUN	67 73							
219 H	UMKC	74 78	33 N	BYU	69 76							

Non-Div I Games: La Sierra 91 44 Notre Dame de Namur 80 47 Fresno Pacific 93 71 Westcliff 133 43
California Baptist

Average RPI Win:	304	WON-LOST	WINNING	LAST 10	STRENGTH OF	OPP. STRENGTH	TEAM	ADJ.	CONF.	ADJ CONF.
Average RPI Loss:	169	RECORD	PCT. RANK	GAMES	SCHEDULE	OF SCHEDULE	RPI	RPI	RPI	RPI
DIV. I ONLY	11- 8	125	1- 0	336	326	254	254	28	28	
DIV. I NON-CONF.	6- 3	91	1- 0	322	312	213	213	29	29	
TOTALS	RPI 1-25	RPI 26-50	W-L RECORDS	RPI 51-100	RPI 101-150	RPI 150+				
11- 8	0- 0	0- 0	OVERALL	0- 1	0- 3	11- 4				
5- 5	0- 0	0- 0	HOME	0- 1	0- 1	5- 3				
5- 3	0- 0	0- 0	AWAY	0- 0	0- 2	5- 1				
1- 0	0- 0	0- 0	NEUTRAL	0- 0	0- 0	1- 0				
6- 3	0- 0	0- 0	NON-CONFERENCE	0- 1	0- 1	6- 1				
2- 2	0- 0	0- 0	HOME	0- 1	0- 0	2- 1				
3- 1	0- 0	0- 0	AWAY	0- 0	0- 1	3- 0				
1- 0	0- 0	0- 0	NEUTRAL	0- 0	0- 0	1- 0				
5- 5	0- 0	0- 0	CONFERENCE	0- 0	0- 2	5- 3				
3- 3	0- 0	0- 0	HOME	0- 0	0- 1	3- 2				
2- 2	0- 0	0- 0	AWAY	0- 0	0- 1	2- 1				
0- 0	0- 0	0- 0	NEUTRAL	0- 0	0- 0	0- 0				

RPI 1-25				RPI 26-50				RPI 51-100				RPI 101+ Team's RPI: 254					
RPI	S	Opponent	Score	RPI	S	Opponent	Score	RPI	S	Opponent	Score	RPI	S	Opponent	Score		
								66	H	Old Dominion	59	83	101	A	Boston College	56	76
													117	H	Radford	52	56
													128	A	High Point	60	65
													189	H	Hampton	52	46
													196	A	UNC Asheville	52	60
													218	H	Howard	64	69
													258	H	Gardner-Webb	38	52
													267	A	Norfolk St.	57	49
													271	H	Winthrop	46	59
													291	H	Col. of Charleston	66	65
													307	H	UNC Greensboro	53	49
													310	N	Omaha	65	52
													313	A	FIU	59	54
													316	A	Charleston So.	60	58
													335	H	Presbyterian	51	46
													336	A	Western Caro.	63	37
													337	H	USC Upstate	61	41
													342	A	Longwood	66	60
LAST 12 Division I GAMES:																	
				313	A	FIU	59	54				271	H	Winthrop	46	59	
				337	H	USC Upstate	61	41				196	A	UNC Asheville	52	60	
				342	A	Longwood	66	60				316	A	Charleston So.	60	58	
				117	H	Radford	52	56				258	H	Gardner-Webb	38	52	
				128	A	High Point	60	65				335	H	Presbyterian	51	46	
				189	H	Hampton	52	46				101	A	Boston College	56	76	

Non-Div I Games: William Peace 65 36 Columbia (SC) 93 46

Campbell

Loss, Non-Conf, S Site, H Home A Away N Neutral

Average RPI Win: 293	WON-LOST	WINNING	LAST 10	STRENGTH OF	OPP. STRENGTH	TEAM	ADJ.	CONF.	ADJ CONF.
Average RPI Loss: 164	RECORD	PCT. RANK	GAMES	SCHEDULE	OF SCHEDULE	RPI	RPI	RPI	RPI
DIV. I ONLY	9- 12	218	1- 0	306	247	277	277	27	27
DIV. I NON-CONF.	2- 9	297	0- 0	234	223	311	311	28	28
TOTALS	RPI 1-25	RPI 26-50	W-L RECORDS	RPI 51-100	RPI 101-150	RPI 150+			
9- 12	0- 1	0- 0	OVERALL	0- 2	0- 2	9- 7			
5- 7	0- 1	0- 0	HOME	0- 2	0- 1	5- 3			
4- 5	0- 0	0- 0	AWAY	0- 0	0- 1	4- 4			
0- 0	0- 0	0- 0	NEUTRAL	0- 0	0- 0	0- 0			
2- 9	0- 1	0- 0	NON-CONFERENCE	0- 1	0- 2	2- 5			
1- 5	0- 1	0- 0	HOME	0- 1	0- 1	1- 2			
1- 4	0- 0	0- 0	AWAY	0- 0	0- 1	1- 3			
0- 0	0- 0	0- 0	NEUTRAL	0- 0	0- 0	0- 0			
7- 3	0- 0	0- 0	CONFERENCE	0- 1	0- 0	7- 2			
4- 2	0- 0	0- 0	HOME	0- 1	0- 0	4- 1			
3- 1	0- 0	0- 0	AWAY	0- 0	0- 0	3- 1			
0- 0	0- 0	0- 0	NEUTRAL	0- 0	0- 0	0- 0			

RPI 1-25				RPI 26-50				RPI 51-100				RPI 101+ Team's RPI: 277			
RPI	S	Opponent	Score	RPI	S	Opponent	Score	RPI	S	Opponent	Score	RPI	S	Opponent	Score
24	H	Buffalo	66 84					55	H	Miami (OH)	59 62	127	H	Youngstown St.	36 62
								63	H	Quinnipiac	42 55	142	A	Akron	53 62
												151	H	Marist	66 71
												192	A	Rider	62 49
												203	A	St. Bonaventure	94 100
												213	H	UTRGV	53 57
												226	A	Colgate	53 67
												228	H	Bowling Green	53 74
												230	A	Monmouth	61 67
												237	A	Albany (NY)	48 42
												270	H	Vermont	67 46
												306	A	Oakland	60 71
												317	H	Manhattan	47 44
												318	H	Fairfield	53 50
												321	A	Saint Peter's	75 62
												321	H	Saint Peter's	78 59
												332	A	Iona	48 40
												332	H	Iona	67 47
LAST 12 Division I GAMES:															
321	H	Saint Peter's	78 59	321	A	Saint Peter's	75 62								
332	H	Iona	67 47	332	A	Iona	48 40								
192	A	Rider	62 49	151	H	Marist	66 71								
230	A	Monmouth	61 67	317	H	Manhattan	47 44								
63	H	Quinnipiac	42 55	270	H	Vermont	67 46								
318	H	Fairfield	53 50	142	A	Akron	53 62								

Non-Div I Games:

Canisius

■ Loss,
 ■ Non-Conf,
 S Site,
 ■ Home
 ■ Away
 N Neutral

Central Ark.

Through Games Of Feb. 6, 2019

Average RPI Win: 331	WON-LOST	WINNING	LAST 10	STRENGTH OF	OPP. STRENGTH	TEAM	ADJ.	CONF.	ADJ CONF.
Average RPI Loss: 154	RECORD	PCT. RANK	GAMES	SCHEDULE	OF SCHEDULE	RPI	RPI	RPI	RPI
DIV. I ONLY	4- 12	300	1- 0	238	284	289	289	25	25
DIV. I NON-CONF.	1- 5	311	0- 0	220	155	277	277	23	23
TOTALS	RPI 1-25	RPI 26-50	W-L RECORDS	RPI 51-100	RPI 101-150	RPI 150+			
4- 12	0- 1	0- 0	OVERALL	0- 3	0- 1	4- 7			
2- 4	0- 0	0- 0	HOME	0- 1	0- 1	2- 2			
2- 8	0- 1	0- 0	AWAY	0- 2	0- 0	2- 5			
0- 0	0- 0	0- 0	NEUTRAL	0- 0	0- 0	0- 0			
1- 5	0- 1	0- 0	NON-CONFERENCE	0- 1	0- 1	1- 2			
0- 1	0- 0	0- 0	HOME	0- 0	0- 1	0- 0			
1- 4	0- 1	0- 0	AWAY	0- 1	0- 0	1- 2			
0- 0	0- 0	0- 0	NEUTRAL	0- 0	0- 0	0- 0			
3- 7	0- 0	0- 0	CONFERENCE	0- 2	0- 0	3- 5			
2- 3	0- 0	0- 0	HOME	0- 1	0- 0	2- 2			
1- 4	0- 0	0- 0	AWAY	0- 1	0- 0	1- 3			
0- 0	0- 0	0- 0	NEUTRAL	0- 0	0- 0	0- 0			

RPI 1-25				RPI 26-50				RPI 51-100				RPI 101+ Team's RPI: 289			
RPI	S	Opponent	Score	RPI	S	Opponent	Score	RPI	S	Opponent	Score	RPI	S	Opponent	Score
18	A	Texas A&M	27 84					52	A	Kansas St.	54 70	106	H	South Alabama	50 58
								59	A	Lamar University	37 57	154	A	Oklahoma	52 65
								72	H	SFA	53 59	161	A	Abilene Christian	70 77
												187	H	Nicholls St.	60 64
												199	A	Sam Houston St.	62 66
												263	H	A&M-Corpus Christi	65 73
												266	A	Southeastern La.	53 62
												305	A	Jackson St.	56 65
												314	A	New Orleans	62 60
												322	H	Incarnate Word	74 43
												339	H	Northwestern St.	74 52
												350	A	Alcorn	57 46
LAST 12 Division I GAMES:															
339	H	Northwestern St.	74 52	59	A	Lamar University	37 57								
72	H	SFA	53 59	199	A	Sam Houston St.	62 66								
161	A	Abilene Christian	70 77	266	A	Southeastern La.	53 62								
314	A	New Orleans	62 60	263	H	A&M-Corpus Christi	65 73								
187	H	Nicholls St.	60 64	52	A	Kansas St.	54 70								
322	H	Incarnate Word	74 43	18	A	Texas A&M	27 84								

Non-Div I Games: Central Baptist 55 34 Crowley's Ridge 91 33 Williams Baptist 70 35 Hendrix 72 40
Central Ark.

Loss, Non-Conf, S Site, H Home A Away N Neutral

Average RPI Win:	287	WON-LOST	WINNING	LAST 10	STRENGTH OF	OPP. STRENGTH	TEAM	ADJ.	CONF.	ADJ CONF.
Average RPI Loss:	191	RECORD	PCT. RANK	GAMES	SCHEDULE	OF SCHEDULE	RPI	RPI	RPI	RPI
DIV. I ONLY	6- 13	269	1- 0	291	309	297	297	31	31	
DIV. I NON-CONF.	3- 7	256	0- 0	129	196	212	212	31	31	
TOTALS	RPI 1-25	RPI 26-50	W-L RECORDS	RPI 51-100	RPI 101-150	RPI 150+				
6- 13	0- 2	0- 0	OVERALL	0- 1	0- 2	6- 8				
4- 5	0- 1	0- 0	HOME	0- 0	0- 2	4- 2				
2- 8	0- 1	0- 0	AWAY	0- 1	0- 0	2- 6				
0- 0	0- 0	0- 0	NEUTRAL	0- 0	0- 0	0- 0				
3- 7	0- 2	0- 0	NON-CONFERENCE	0- 1	0- 2	3- 2				
1- 3	0- 1	0- 0	HOME	0- 0	0- 2	1- 0				
2- 4	0- 1	0- 0	AWAY	0- 1	0- 0	2- 2				
0- 0	0- 0	0- 0	NEUTRAL	0- 0	0- 0	0- 0				
3- 6	0- 0	0- 0	CONFERENCE	0- 0	0- 0	3- 6				
3- 2	0- 0	0- 0	HOME	0- 0	0- 0	3- 2				
0- 4	0- 0	0- 0	AWAY	0- 0	0- 0	0- 4				
0- 0	0- 0	0- 0	NEUTRAL	0- 0	0- 0	0- 0				

RPI 1-25				RPI 26-50				RPI 51-100				RPI 101+ Team's RPI: 297			
RPI	S	Opponent	Score	RPI	S	Opponent	Score	RPI	S	Opponent	Score	RPI	S	Opponent	Score
16	A	Rutgers	44 73					89	A	Yale	46 58	104	H	Hartford	52 54
24	H	Buffalo	69 82									136	H	Lehigh	62 88
												205	H	Saint Francis (PA)	73 62
												206	A	Massachusetts	59 74
												214	H	Robert Morris	57 64
												237	A	Albany (NY)	60 53
												240	A	Sacred Heart	61 66
												241	A	Brown	63 68
												247	A	Mt. St. Mary's	53 84
												300	A	Bryant	60 72
												300	H	Bryant	66 65
												302	A	Morgan St.	60 36
												326	H	New Hampshire	56 47
												328	H	Wagner	63 75
												344	A	Fairleigh Dickinson	67 74
												351	H	LIU Brooklyn	63 57
LAST 12 Division I GAMES:															
300	H	Bryant	66 65	344	A	Fairleigh Dickinson	67 74								
351	H	LIU Brooklyn	63 57	328	H	Wagner	63 75								
300	A	Bryant	60 72	240	A	Sacred Heart	61 66								
214	H	Robert Morris	57 64	104	H	Hartford	52 54								
205	H	Saint Francis (PA)	73 62	89	A	Yale	46 58								
247	A	Mt. St. Mary's	53 84	326	H	New Hampshire	56 47								

Non-Div I Games:

Central Conn. St.

■ Loss,
 ■ Non-Conf, S Site,
 ■ Home
 ■ Away
 N Neutral

Average RPI Win:	125	WON-LOST	WINNING	LAST 10	STRENGTH OF	OPP. STRENGTH	TEAM	ADJ.	CONF.	ADJ CONF.
Average RPI Loss:	61	RECORD	PCT. RANK	GAMES	SCHEDULE	OF SCHEDULE	RPI	RPI	RPI	RPI
DIV. I ONLY	16- 5	47	1- 0	36	39	25	25	7	7	
DIV. I NON-CONF.	9- 3	61	0- 0	88	8	37	37	8	8	
TOTALS	RPI 1-25	RPI 26-50	W-L RECORDS	RPI 51-100	RPI 101-150	RPI 150+				
16- 5	2- 1	2- 1	OVERALL	4- 2	3- 1	5- 0				
7- 3	2- 1	0- 1	HOME	0- 1	2- 0	3- 0				
8- 1	0- 0	2- 0	AWAY	4- 1	0- 0	2- 0				
1- 1	0- 0	0- 0	NEUTRAL	0- 0	1- 1	0- 0				
9- 3	1- 1	1- 1	NON-CONFERENCE	2- 0	2- 1	3- 0				
3- 2	1- 1	0- 1	HOME	0- 0	1- 0	1- 0				
5- 0	0- 0	1- 0	AWAY	2- 0	0- 0	2- 0				
1- 1	0- 0	0- 0	NEUTRAL	0- 0	1- 1	0- 0				
7- 2	1- 0	1- 0	CONFERENCE	2- 2	1- 0	2- 0				
4- 1	1- 0	0- 0	HOME	0- 1	1- 0	2- 0				
3- 1	0- 0	1- 0	AWAY	2- 1	0- 0	0- 0				
0- 0	0- 0	0- 0	NEUTRAL	0- 0	0- 0	0- 0				

RPI 1-25				RPI 26-50				RPI 51-100				RPI 101+			
RPI	S	Opponent	Score	RPI	S	Opponent	Score	RPI	S	Opponent	Score	RPI	S	Opponent	Score
3	H	Louisville	68 72	26	A	Miami (FL)	90 80	55	H	Miami (OH)	67 70	121	H	Western Ky.	108 90
14	H	UCF	75 68	28	H	South Dakota St.	71 80	63	A	Quinnipiac	67 52	129	N	Chattanooga	73 50
24	H	Buffalo	76 65	37	A	Ohio	88 70	82	A	Kent St.	82 75	135	N	Tulane	57 68
								85	A	Toledo	59 62	142	H	Akron	94 71
								95	A	Northern Ill.	89 66	172	A	Vanderbilt	66 57
								99	A	Virginia	74 61	176	H	Ball St.	81 63
												184	H	Eastern Mich.	71 61
												306	H	Oakland	104 61
												332	A	Iona	82 39
LAST 12 Division I GAMES:															
176	H	Ball St.	81 63	95	A	Northern Ill.	89 66								
24	H	Buffalo	76 65	37	A	Ohio	88 70								
184	H	Eastern Mich.	71 61	142	H	Akron	94 71								
85	A	Toledo	59 62	26	A	Miami (FL)	90 80								
82	A	Kent St.	82 75	135	N	Tulane	57 68								
55	H	Miami (OH)	67 70	3	H	Louisville	68 72								

Non-Div I Games:

Central Mich.

■ Loss,
■ Non-Conf,
■ S Site,
■ H Home
■ A Away
N Neutral

Charleston So.

Through Games Of Feb. 6, 2019

Average RPI Win:	303	WON-LOST	WINNING	LAST 10	STRENGTH OF	OPP. STRENGTH	TEAM	ADJ.	CONF.	ADJ CONF.
Average RPI Loss:	208	RECORD	PCT. RANK	GAMES	SCHEDULE	OF SCHEDULE	RPI	RPI	RPI	RPI
DIV. I ONLY	4- 14	310	1- 0	292	338	316	316	28	28	
DIV. I NON-CONF.	0- 8	336	0- 0	286	317	348	348	29	29	
TOTALS	RPI 1-25	RPI 26-50	W-L RECORDS	RPI 51-100	RPI 101-150	RPI 150+				
4- 14	0- 0	0- 0	OVERALL	0- 0	0- 5	4- 9				
1- 6	0- 0	0- 0	HOME	0- 0	0- 3	1- 3				
3- 8	0- 0	0- 0	AWAY	0- 0	0- 2	3- 6				
0- 0	0- 0	0- 0	NEUTRAL	0- 0	0- 0	0- 0				
0- 8	0- 0	0- 0	NON-CONFERENCE	0- 0	0- 3	0- 5				
0- 3	0- 0	0- 0	HOME	0- 0	0- 2	0- 1				
0- 5	0- 0	0- 0	AWAY	0- 0	0- 1	0- 4				
0- 0	0- 0	0- 0	NEUTRAL	0- 0	0- 0	0- 0				
4- 6	0- 0	0- 0	CONFERENCE	0- 0	0- 2	4- 4				
1- 3	0- 0	0- 0	HOME	0- 0	0- 1	1- 2				
3- 3	0- 0	0- 0	AWAY	0- 0	0- 1	3- 2				
0- 0	0- 0	0- 0	NEUTRAL	0- 0	0- 0	0- 0				

RPI 1-25			RPI 26-50			RPI 51-100			RPI 101+			Team's RPI: 316
RPI	S	Opponent	Score	RPI	S	Opponent	Score	RPI	S	Opponent	Score	
								107	A	Georgia	75	83
								117	H	Radford	41	67
								128	A	High Point	64	71
								141	H	Tennessee Tech	55	77
								146	H	Davidson	34	72
								189	H	Hampton	66	74
								196	H	UNC Asheville	70	59
								208	A	Florida	60	70
								222	H	Jacksonville	58	68
								254	H	Campbell	58	60
								258	A	Gardner-Webb	65	75
								271	A	Winthrop	52	57
								286	A	North Florida	76	82
								291	A	Col. of Charleston	52	79
								292	A	South Carolina St.	58	67
								335	A	Presbyterian	63	55
								337	A	USC Upstate	78	75
								342	A	Longwood	81	74
LAST 12 Division I GAMES:												
								196	H	UNC Asheville	70	59
								335	A	Presbyterian	63	55
								258	A	Gardner-Webb	65	75
								128	A	High Point	64	71
								337	A	USC Upstate	78	75
								117	H	Radford	41	67
								342	A	Longwood	81	74
								254	H	Campbell	58	60
								271	A	Winthrop	52	57
								189	H	Hampton	66	74
								208	A	Florida	60	70
								291	A	Col. of Charleston	52	79

Non-Div I Games: Converse 101 50 Columbia (SC) 89 57 Erskine 74 50

Charleston So.

Loss, Non-Conf, S Site, H Home A Away N Neutral

Average RPI Win: 227	WON-LOST	WINNING	LAST 10	STRENGTH OF	OPP. STRENGTH	TEAM	ADJ.	CONF.	ADJ CONF.
Average RPI Loss: 140	RECORD	PCT. RANK	GAMES	SCHEDULE	OF SCHEDULE	RPI	RPI	RPI	RPI
DIV. I ONLY	12- 10	147	1- 0	189	197	164	164	14	14
DIV. I NON-CONF.	8- 4	91	1- 0	92	284	84	84	19	19
TOTALS	RPI 1-25	RPI 26-50	W-L RECORDS	RPI 51-100	RPI 101-150	RPI 150+			
12- 10	0- 0	0- 1	OVERALL	1- 2	2- 2	9- 5			
10- 1	0- 0	0- 0	HOME	1- 1	1- 0	8- 0			
1- 9	0- 0	0- 1	AWAY	0- 1	1- 2	0- 5			
1- 0	0- 0	0- 0	NEUTRAL	0- 0	0- 0	1- 0			
8- 4	0- 0	0- 0	NON-CONFERENCE	1- 2	2- 1	5- 1			
6- 1	0- 0	0- 0	HOME	1- 1	1- 0	4- 0			
1- 3	0- 0	0- 0	AWAY	0- 1	1- 1	0- 1			
1- 0	0- 0	0- 0	NEUTRAL	0- 0	0- 0	1- 0			
4- 6	0- 0	0- 1	CONFERENCE	0- 0	0- 1	4- 4			
4- 0	0- 0	0- 0	HOME	0- 0	0- 0	4- 0			
0- 6	0- 0	0- 1	AWAY	0- 0	0- 1	0- 4			
0- 0	0- 0	0- 0	NEUTRAL	0- 0	0- 0	0- 0			

RPI S	Opponent	Score	RPI S	Opponent	Score	RPI S	Opponent	Score	RPI S	Opponent	Score	Team's RPI: 164
			35 Rice		51 61	84 Wright St.		88 85	121 Western Ky.		58 76	
						96 Wake Forest		43 69	136 Lehigh		62 60	
						99 Virginia		61 65	137 Fordham		64 71	
									146 Davidson		78 66	
									157 Louisiana Tech		51 88	
									158 Mercer		40 57	
									177 North Texas		63 68	
									185 Southern Miss.		54 65	
									196 UNC Asheville		70 53	
									204 East Carolina		52 46	
									231 Marshall		62 63	
									242 N Liberty		63 61	
									268 Bethune-Cookman		73 69	
									279 UTSA		66 54	
									280 UTEP		62 39	
									287 Fla. Atlantic		68 47	
									290 Wofford		85 63	
									313 FIU		69 54	
LAST 12 Division I GAMES:												
136 Lehigh		62 60	185 Southern Miss.		54 65							
177 North Texas		63 68	287 Fla. Atlantic		68 47							
35 Rice		51 61	313 FIU		69 54							
280 UTEP		62 39	231 Marshall		62 63							
279 UTSA		66 54	121 Western Ky.		58 76							
157 Louisiana Tech		51 88	99 Virginia		61 65							

Non-Div I Games:

Charlotte

Chattanooga

Through Games Of Feb. 6, 2019

Average RPI Win:	239	WON-LOST	WINNING	LAST 10	STRENGTH OF	OPP. STRENGTH	TEAM	ADJ.	CONF.	ADJ CONF.
Average RPI Loss:	60	RECORD	PCT. RANK	GAMES	SCHEDULE	OF SCHEDULE	RPI	RPI	RPI	RPI
DIV. I ONLY	10- 11	178	1- 0	38	155	129	129	26	26	
DIV. I NON-CONF.	4- 10	264	1- 0	3	66	90	90	25	25	
TOTALS	RPI 1-25	RPI 26-50	W-L RECORDS	RPI 51-100	RPI 101-150	RPI 150+				
10- 11	0- 4	0- 1	OVERALL	1- 3	0- 2	9- 1				
6- 5	0- 2	0- 1	HOME	0- 1	0- 1	6- 0				
2- 4	0- 1	0- 0	AWAY	0- 1	0- 1	2- 1				
2- 2	0- 1	0- 0	NEUTRAL	1- 1	0- 0	1- 0				
4- 10	0- 4	0- 1	NON-CONFERENCE	1- 3	0- 2	3- 0				
1- 5	0- 2	0- 1	HOME	0- 1	0- 1	1- 0				
1- 3	0- 1	0- 0	AWAY	0- 1	0- 1	1- 0				
2- 2	0- 1	0- 0	NEUTRAL	1- 1	0- 0	1- 0				
6- 1	0- 0	0- 0	CONFERENCE	0- 0	0- 0	6- 1				
5- 0	0- 0	0- 0	HOME	0- 0	0- 0	5- 0				
1- 1	0- 0	0- 0	AWAY	0- 0	0- 0	1- 1				
0- 0	0- 0	0- 0	NEUTRAL	0- 0	0- 0	0- 0				

RPI 1-25				RPI 26-50				RPI 51-100				RPI 101+ Team's RPI: 129			
RPI	S	Opponent	Score	RPI	S	Opponent	Score	RPI	S	Opponent	Score	RPI	S	Opponent	Score
3	H	Louisville	49 75	28	H	South Dakota St.	54 71	57	A	Virginia Tech	59 74	109	A	Northern Colo.	65 68
9	H	NC State	58 78					61	N	Middle Tenn.	47 58	131	H	UT Martin	79 81
14	A	UCF	37 75					64	H	Belmont	51 67	158	A	Mercer	58 65
25	N	Central Mich.	50 73					75	N	Maine	66 61	189	A	Hampton	58 50
												195	N	Saint Louis	71 61
												242	H	Liberty	75 60
												244	H	Furman	73 53
												248	H	ETSU	76 67
												261	A	Samford	73 63
												290	H	Wofford	89 82
												307	H	UNC Greensboro	64 54
												336	H	Western Caro.	72 58
LAST 12 Division I GAMES:															
				75	N	Maine	66 61	290	H	Wofford	89 82				
				307	H	UNC Greensboro	64 54	248	H	ETSU	76 67				
				336	H	Western Caro.	72 58	61	N	Middle Tenn.	47 58				
				261	A	Samford	73 63	9	H	NC State	58 78				
				158	A	Mercer	58 65	64	H	Belmont	51 67				
				244	H	Furman	73 53	109	A	Northern Colo.	65 68				

Non-Div I Games: Lee 61 55

Chattanooga

Loss, Non-Conf, S Site, H Home A Away N Neutral

Average RPI Win:	340	WON-LOST	WINNING	LAST 10	STRENGTH OF	OPP. STRENGTH	TEAM	ADJ.	CONF.	ADJ CONF.
Average RPI Loss:	216	RECORD	PCT. RANK	GAMES	SCHEDULE	OF SCHEDULE	RPI	RPI	RPI	RPI
DIV. I ONLY	1- 20	348	0- 1	257	344	346	346	30	30	
DIV. I NON-CONF.	0- 13	336	0- 0	178	332	341	341	30	30	
TOTALS	RPI 1-25	RPI 26-50	W-L RECORDS	RPI 51-100	RPI 101-150	RPI 150+				
1- 20	0- 0	0- 0	OVERALL	0- 2	0- 2	1- 16				
1- 9	0- 0	0- 0	HOME	0- 0	0- 1	1- 8				
0- 10	0- 0	0- 0	AWAY	0- 2	0- 1	0- 7				
0- 1	0- 0	0- 0	NEUTRAL	0- 0	0- 0	0- 1				
0- 13	0- 0	0- 0	NON-CONFERENCE	0- 2	0- 2	0- 9				
0- 5	0- 0	0- 0	HOME	0- 0	0- 1	0- 4				
0- 7	0- 0	0- 0	AWAY	0- 2	0- 1	0- 4				
0- 1	0- 0	0- 0	NEUTRAL	0- 0	0- 0	0- 1				
1- 7	0- 0	0- 0	CONFERENCE	0- 0	0- 0	1- 7				
1- 4	0- 0	0- 0	HOME	0- 0	0- 0	1- 4				
0- 3	0- 0	0- 0	AWAY	0- 0	0- 0	0- 3				
0- 0	0- 0	0- 0	NEUTRAL	0- 0	0- 0	0- 0				

RPI 1-25			RPI 26-50			RPI 51-100			RPI 101+			Team's RPI: 346
RPI	S	Opponent	Score	RPI	S	Opponent	Score	RPI	S	Opponent	Score	
						88 A Northwestern	35 97	118 A Morehead St.		68 104		
						95 A Northern Ill.	52 114	143 H UAB		45 90		
								156 A Bradley		59 89		
								167 H New Mexico St.		66 87		
								169 A Xavier		57 91		
								181 A Wisconsin		38 85		
								213 H UTRGV		55 71		
								219 H UMKC		58 111		
								232 A Loyola Chicago		40 76		
								235 H SIUE		66 82		
								241 H Brown		65 90		
								256 N St. Francis Brooklyn		73 110		
								272 A Utah Valley		61 76		
								275 H CSU Bakersfield		56 67		
								285 A California Baptist		52 89		
								294 H Valparaiso		70 76		
								338 H Evansville		58 67		
								340 H Grand Canyon		50 48		
								341 A Seattle U		54 90		
LAST 12 Division I GAMES:												
						167 H New Mexico St.	66 87	285 A California Baptist		52 89		
						213 H UTRGV	55 71	219 H UMKC		58 111		
						272 A Utah Valley	61 76	241 H Brown		65 90		
						341 A Seattle U	54 90	156 A Bradley		59 89		
						275 H CSU Bakersfield	56 67	95 A Northern Ill.		52 114		
						340 H Grand Canyon	50 48	88 A Northwestern		35 97		

Non-Div I Games:

Chicago St.

Average RPI Win:	190	WON-LOST	WINNING	LAST 10	STRENGTH OF	OPP. STRENGTH	TEAM	ADJ.	CONF.	ADJ CONF.
Average RPI Loss:	68	RECORD	PCT. RANK	GAMES	SCHEDULE	OF SCHEDULE	RPI	RPI	RPI	RPI
DIV. I ONLY	14- 8	96	0- 1	90	87	87	87	9	9	
DIV. I NON-CONF.	8- 5	120	0- 0	176	139	133	133	9	9	
TOTALS	RPI 1-25	RPI 26-50	W-L RECORDS	RPI 51-100	RPI 101-150	RPI 150+				
14- 8	0- 3	0- 0	OVERALL	1- 3	3- 1	10- 1				
11- 2	0- 1	0- 0	HOME	1- 1	2- 0	8- 0				
3- 6	0- 2	0- 0	AWAY	0- 2	1- 1	2- 1				
0- 0	0- 0	0- 0	NEUTRAL	0- 0	0- 0	0- 0				
8- 5	0- 0	0- 0	NON-CONFERENCE	1- 3	1- 1	6- 1				
7- 1	0- 0	0- 0	HOME	1- 1	1- 0	5- 0				
1- 4	0- 0	0- 0	AWAY	0- 2	0- 1	1- 1				
0- 0	0- 0	0- 0	NEUTRAL	0- 0	0- 0	0- 0				
6- 3	0- 3	0- 0	CONFERENCE	0- 0	2- 0	4- 0				
4- 1	0- 1	0- 0	HOME	0- 0	1- 0	3- 0				
2- 2	0- 2	0- 0	AWAY	0- 0	1- 0	1- 0				
0- 0	0- 0	0- 0	NEUTRAL	0- 0	0- 0	0- 0				

RPI 1-25				RPI 26-50				RPI 51-100 Team's RPI: 87				RPI 101+			
RPI	S	Opponent	Score	RPI	S	Opponent	Score	RPI	S	Opponent	Score	RPI	S	Opponent	Score
6	A	UConn	38 82					55	A	Miami (OH)	65 78	112	H	Houston	68 57
6	H	UConn	55 65					66	H	Old Dominion	72 76	116	H	VCU	66 54
14	A	UCF	55 56					89	H	Yale	66 52	123	A	Pittsburgh	48 65
								98	A	Ohio St.	56 69	139	A	South Fla.	57 56
												159	A	Tulsa	70 50
												169	H	Xavier	79 61
												175	H	Temple	72 52
												176	A	Ball St.	63 75
												195	A	Saint Louis	51 50
												207	H	SMU	69 57
												218	H	Howard	85 51
												227	H	Memphis	80 56
												248	H	ETSU	77 64
												283	H	Austin Peay	69 48
												329	H	Lipscomb	71 55
LAST 12 Division I GAMES:															
6	H	UConn	55 65	14	A	UCF	55 56	6	A	UConn	38 82				
139	A	South Fla.	57 56	207	H	SMU	69 57	218	H	Howard	85 51				
227	H	Memphis	80 56	169	H	Xavier	79 61	116	H	VCU	66 54				
112	H	Houston	68 57												
159	A	Tulsa	70 50												
175	H	Temple	72 52												

Non-Div I Games:

Cincinnati

Average RPI Win:	146	WON-LOST	WINNING	LAST 10	STRENGTH OF	OPP. STRENGTH	TEAM	ADJ.	CONF.	ADJ CONF.
Average RPI Loss:	45	RECORD	PCT. RANK	GAMES	SCHEDULE	OF SCHEDULE	RPI	RPI	RPI	RPI
DIV. I ONLY	14- 8	96	1- 0	27	21	48	48	1	1	
DIV. I NON-CONF.	9- 4	85	1- 0	148	117	106	106	1	1	
TOTALS	RPI 1-25	RPI 26-50	W-L RECORDS	RPI 51-100	RPI 101-150	RPI 150+				
14- 8	1- 5	2- 0	OVERALL	2- 1	3- 2	6- 0				
10- 4	0- 3	1- 0	HOME	2- 0	2- 1	5- 0				
3- 3	1- 2	1- 0	AWAY	0- 0	1- 1	0- 0				
1- 1	0- 0	0- 0	NEUTRAL	0- 1	0- 0	1- 0				
9- 4	0- 1	0- 0	NON-CONFERENCE	1- 1	2- 2	6- 0				
8- 1	0- 0	0- 0	HOME	1- 0	2- 1	5- 0				
0- 2	0- 1	0- 0	AWAY	0- 0	0- 1	0- 0				
1- 1	0- 0	0- 0	NEUTRAL	0- 1	0- 0	1- 0				
5- 4	1- 4	2- 0	CONFERENCE	1- 0	1- 0	0- 0				
2- 3	0- 3	1- 0	HOME	1- 0	0- 0	0- 0				
3- 1	1- 1	1- 0	AWAY	0- 0	1- 0	0- 0				
0- 0	0- 0	0- 0	NEUTRAL	0- 0	0- 0	0- 0				

RPI 1-25				RPI 26-50				Team's RPI: 48				RPI 51-100				RPI 101+			
RPI	S	Opponent	Score	RPI	S	Opponent	Score	RPI	S	Opponent	Score	RPI	S	Opponent	Score	RPI	S	Opponent	Score
1	H	Notre Dame	63 101	26	A	Miami (FL)	76 67	62	N	Tennessee	66 78	113	A	Alabama	56 76				
3	H	Louisville	44 76	42	H	Georgia Tech	71 61	64	H	Belmont	65 62	123	A	Pittsburgh	65 59				
9	A	NC State	51 54					99	H	Virginia	71 65	128	H	High Point	83 64				
10	H	Syracuse	75 84									138	H	Appalachian St.	87 48				
15	A	South Carolina	57 69									146	H	Davidson	80 90				
22	A	Florida St.	57 45									154	N	Oklahoma	74 62				
												186	H	Illinois	69 67				
												215	H	Rhode Island	80 67				
												231	H	Marshall	68 54				
												290	H	Wofford	85 77				
												329	H	Lipscomb	68 26				
LAST 12 Division I GAMES:																			
154	N	Oklahoma	74 62	22	A	Florida St.	57 45												
3	H	Louisville	44 76	26	A	Miami (FL)	76 67												
1	H	Notre Dame	63 101	99	H	Virginia	71 65												
9	A	NC State	51 54	10	H	Syracuse	75 84												
123	A	Pittsburgh	65 59	138	H	Appalachian St.	87 48												
42	H	Georgia Tech	71 61	231	H	Marshall	68 54												

Non-Div I Games:

Clemson

■ Loss,
 ■ Non-Conf, S Site,
 ■ Home
 ■ Away
 N Neutral

Cleveland St.

Through Games Of Feb. 6, 2019

Average RPI Win:	296	WON-LOST	WINNING	LAST 10	STRENGTH OF	OPP. STRENGTH	TEAM	ADJ.	CONF.	ADJ CONF.
Average RPI Loss:	143	RECORD	PCT. RANK	GAMES	SCHEDULE	OF SCHEDULE	RPI	RPI	RPI	RPI
DIV. I ONLY	7- 13	252	1- 0	254	229	274	274	20	20	
DIV. I NON-CONF.	1- 8	322	0- 0	94	264	292	292	17	17	
TOTALS	RPI 1-25	RPI 26-50	W-L RECORDS	RPI 51-100	RPI 101-150	RPI 150+				
7- 13	0- 0	0- 1	OVERALL	0- 3	0- 3	7- 6				
5- 4	0- 0	0- 0	HOME	0- 2	0- 1	5- 1				
2- 8	0- 0	0- 1	AWAY	0- 1	0- 1	2- 5				
0- 1	0- 0	0- 0	NEUTRAL	0- 0	0- 1	0- 0				
1- 8	0- 0	0- 1	NON-CONFERENCE	0- 1	0- 1	1- 5				
1- 2	0- 0	0- 0	HOME	0- 1	0- 0	1- 1				
0- 5	0- 0	0- 1	AWAY	0- 0	0- 0	0- 4				
0- 1	0- 0	0- 0	NEUTRAL	0- 0	0- 1	0- 0				
6- 5	0- 0	0- 0	CONFERENCE	0- 2	0- 2	6- 1				
4- 2	0- 0	0- 0	HOME	0- 1	0- 1	4- 0				
2- 3	0- 0	0- 0	AWAY	0- 1	0- 1	2- 1				
0- 0	0- 0	0- 0	NEUTRAL	0- 0	0- 0	0- 0				

RPI 1-25			RPI 26-50			RPI 51-100			RPI 101+ Team's RPI: 274		
RPI	S	Opponent	Score	RPI	S	Opponent	Score	RPI	S	Opponent	Score
				37	A	Ohio	54 72	71	A	Green Bay	53 62
								84	H	Wright St.	65 70
								85	H	Toledo	60 65
								127	A	Youngstown St.	55 73
								134	H	IUPUI	50 75
								135	N	Tulane	72 81
								156	H	Bradley	65 67
								176	A	Ball St.	62 67
								184	A	Eastern Mich.	63 69
								188	H	Illinois St.	67 63
								190	A	Milwaukee	53 59
								231	A	Marshall	64 86
								255	A	San Diego	82 83
								281	H	Northern Ky.	76 47
								306	A	Oakland	64 62
								306	H	Oakland	98 90
								330	A	Detroit Mercy	67 49
								330	H	Detroit Mercy	67 51
								331	H	UIC	71 53
LAST 12 Division I GAMES:											
306	H	Oakland	98 90	71	A	Green Bay	53 62				
330	H	Detroit Mercy	67 51	331	H	UIC	71 53				
127	A	Youngstown St.	55 73	134	H	IUPUI	50 75				
84	H	Wright St.	65 70	330	A	Detroit Mercy	67 49				
281	H	Northern Ky.	76 47	306	A	Oakland	64 62				
190	A	Milwaukee	53 59	156	H	Bradley	65 67				

Non-Div I Games: Lake Erie 79 49 Salem (WV) 113 81

Cleveland St.

Loss, Non-Conf, S Site, H Home A Away N Neutral

Average RPI Win:	274	WON-LOST	WINNING	LAST 10	STRENGTH OF	OPP. STRENGTH	TEAM	ADJ.	CONF.	ADJ CONF.
Average RPI Loss:	107	RECORD	PCT. RANK	GAMES	SCHEDULE	OF SCHEDULE	RPI	RPI	RPI	RPI
DIV. I ONLY	9- 9	159	1- 0	195	252	183	183	12	12	
DIV. I NON-CONF.	6- 3	91	0- 0	279	326	173	173	15	15	
TOTALS	RPI 1-25	RPI 26-50	W-L RECORDS	RPI 51-100	RPI 101-150	RPI 150+				
9- 9	0- 0	0- 1	OVERALL	0- 3	0- 3	9- 2				
5- 3	0- 0	0- 0	HOME	0- 2	0- 1	5- 0				
4- 4	0- 0	0- 0	AWAY	0- 0	0- 2	4- 2				
0- 2	0- 0	0- 1	NEUTRAL	0- 1	0- 0	0- 0				
6- 3	0- 0	0- 1	NON-CONFERENCE	0- 1	0- 0	6- 1				
4- 0	0- 0	0- 0	HOME	0- 0	0- 0	4- 0				
2- 1	0- 0	0- 0	AWAY	0- 0	0- 0	2- 1				
0- 2	0- 0	0- 1	NEUTRAL	0- 1	0- 0	0- 0				
3- 6	0- 0	0- 0	CONFERENCE	0- 2	0- 3	3- 1				
1- 3	0- 0	0- 0	HOME	0- 2	0- 1	1- 0				
2- 3	0- 0	0- 0	AWAY	0- 0	0- 2	2- 1				
0- 0	0- 0	0- 0	NEUTRAL	0- 0	0- 0	0- 0				

RPI 1-25			RPI 26-50			RPI 51-100			RPI 101+			Team's RPI: 183
RPI	S	Opponent	Score	RPI	S	Opponent	Score	RPI	S	Opponent	Score	
				35	N	Rice	52 56	53	N	Auburn	78 84	106 H South Alabama 78 88
								80	H	Little Rock	47 60	114 A UT Arlington 53 79
								91	H	Troy	81 82	138 A Appalachian St. 53 67
												171 A UC Riverside 43 62
												178 A Texas St. 58 73
												182 H Arkansas St. 88 72
												227 H Memphis 90 71
												228 H Bowling Green 81 80
												236 A Louisiana 76 58
												292 H South Carolina St. 57 44
												307 A UNC Greensboro 78 71
												312 A La.-Monroe 79 54
												336 H Western Caro. 77 59
												343 A N.C. Central 89 66
LAST 12 Division I GAMES:												
236	A	Louisiana	76 58	178	A	Texas St.	58 73					
312	A	La.-Monroe	79 54	106	H	South Alabama	78 88					
182	H	Arkansas St.	88 72	91	H	Troy	81 82					
80	H	Little Rock	47 60	307	A	UNC Greensboro	78 71					
138	A	Appalachian St.	53 67	35	N	Rice	52 56					
114	A	UT Arlington	53 79	53	N	Auburn	78 84					

Non-Div I Games: N.C. Wesleyan 126 65 Meredith 128 39

Coastal Caro.

■ Loss,
 ■ Non-Conf, S Site,
 ■ Home
 ■ Away
 N Neutral

Average RPI Win:	268	WON-LOST	WINNING	LAST 10	STRENGTH OF	OPP. STRENGTH	TEAM	ADJ.	CONF.	ADJ CONF.
Average RPI Loss:	181	RECORD	PCT. RANK	GAMES	SCHEDULE	OF SCHEDULE	RPI	RPI	RPI	RPI
DIV. I ONLY	5- 14	293	1- 0	220	300	291	291	10	10	
DIV. I NON-CONF.	3- 7	256	0- 0	317	351	337	337	11	11	
TOTALS	RPI 1-25	RPI 26-50	W-L RECORDS	RPI 51-100	RPI 101-150	RPI 150+				
5- 14	0- 0	0- 1	OVERALL	0- 2	1- 3	4- 8				
3- 6	0- 0	0- 1	HOME	0- 1	0- 1	3- 3				
2- 8	0- 0	0- 0	AWAY	0- 1	1- 2	1- 5				
0- 0	0- 0	0- 0	NEUTRAL	0- 0	0- 0	0- 0				
3- 7	0- 0	0- 0	NON-CONFERENCE	0- 0	0- 1	3- 6				
2- 3	0- 0	0- 0	HOME	0- 0	0- 0	2- 3				
1- 4	0- 0	0- 0	AWAY	0- 0	0- 1	1- 3				
0- 0	0- 0	0- 0	NEUTRAL	0- 0	0- 0	0- 0				
2- 7	0- 0	0- 1	CONFERENCE	0- 2	1- 2	1- 2				
1- 3	0- 0	0- 1	HOME	0- 1	0- 1	1- 0				
1- 4	0- 0	0- 0	AWAY	0- 1	1- 1	0- 2				
0- 0	0- 0	0- 0	NEUTRAL	0- 0	0- 0	0- 0				



















































RPI 1-25				RPI 26-50				RPI 51-100				RPI 101+				Team's RPI: 291	
RPI	S	Opponent	Score	RPI	S	Opponent	Score	RPI	S	Opponent	Score	RPI	S	Opponent	Score		
				41	H	James Madison	50 91	83	H	Northeastern	56 87	119	A	UNCW	49 71		
								86	A	Drexel	53 76	120	H	Towson	61 77		
												138	A	Appalachian St.	66 80		
												150	A	William & Mary	66 54		
												160	A	Delaware	50 74		
												197	A	Elon	68 76		
												202	A	George Mason	52 66		
												244	H	Furman	67 70		
												252	H	Hofstra	70 62		
												254	A	Campbell	65 66		
												271	H	Winthrop	64 71		
												290	A	Wofford	58 78		
												292	H	South Carolina St.	75 51		
												316	H	Charleston So.	79 52		
												329	A	Lipscomb	65 63		
												335	H	Presbyterian	65 71		
LAST 12 Division I GAMES:																	
				252	H	Hofstra	70 62	150	A	William & Mary	66 54						
				83	H	Northeastern	56 87	197	A	Elon	68 76						
				160	A	Delaware	50 74	119	A	UNCW	49 71						
				86	A	Drexel	53 76	202	A	George Mason	52 66						
				41	H	James Madison	50 91	335	H	Presbyterian	65 71						
				120	H	Towson	61 77	316	H	Charleston So.	79 52						

Non-Div I Games: North Greenville 95 62

Col. of Charleston

■ Loss,
 ■ Non-Conf, S Site,
 ■ Home
 ■ Away
 N Neutral

Average RPI Win: 278	WON-LOST	WINNING	LAST 10	STRENGTH OF	OPP. STRENGTH	TEAM	ADJ.	CONF.	ADJ CONF.
Average RPI Loss: 163	RECORD	PCT. RANK	GAMES	SCHEDULE	OF SCHEDULE	RPI	RPI	RPI	RPI
DIV. I ONLY	9- 11	204	0- 1	250	299	226	226	19	19
DIV. I NON-CONF.	4- 6	212	0- 0	306	343	283	283	22	22
TOTALS	RPI 1-25	RPI 26-50	W-L RECORDS	RPI 51-100	RPI 101-150	RPI 150+			
9- 11	0- 0	0- 1	OVERALL	0- 3	0- 2	9- 5			
5- 4	0- 0	0- 1	HOME	0- 1	0- 0	5- 2			
4- 7	0- 0	0- 0	AWAY	0- 2	0- 2	4- 3			
0- 0	0- 0	0- 0	NEUTRAL	0- 0	0- 0	0- 0			
4- 6	0- 0	0- 0	NON-CONFERENCE	0- 1	0- 1	4- 4			
3- 1	0- 0	0- 0	HOME	0- 0	0- 0	3- 1			
1- 5	0- 0	0- 0	AWAY	0- 1	0- 1	1- 3			
0- 0	0- 0	0- 0	NEUTRAL	0- 0	0- 0	0- 0			
5- 5	0- 0	0- 1	CONFERENCE	0- 2	0- 1	5- 1			
2- 3	0- 0	0- 1	HOME	0- 1	0- 0	2- 1			
3- 2	0- 0	0- 0	AWAY	0- 1	0- 1	3- 0			
0- 0	0- 0	0- 0	NEUTRAL	0- 0	0- 0	0- 0			

RPI S	Opponent	Score	RPI S	Opponent	Score	RPI S	Opponent	Score	RPI S	Opponent	Score	Team's RPI: 226
			47  Bucknell	62  90		89  Yale	61  80		108  Dayton	58  67		
						97  American	57  76		136  Lehigh	58  86		
						97  American	66  71		165  Boston U.	81 72		
									202  George Mason	61  64		
									210  Holy Cross	70 67		
									212  Navy	49  62		
									224  Niagara	69  74		
									262  Columbia	84 71		
									273  Siena	53  55		
									277  Canisius	67 53		
									295  Loyola Maryland	73 64		
									299  Army West Point	70 58		
									311  NJIT	53  71		
									323  Lafayette	60 49		
									324  UMass Lowell	61 52		
									344  Fairleigh Dickinson	71 52		
LAST 12 Division I GAMES:												
			97  American	66  71		212  Navy	49  62					
			299  Army West Point	70 58		323  Lafayette	60 49					
			295  Loyola Maryland	73 64		97  American	57  76					
			136  Lehigh	58  86		210  Holy Cross	70 67					
			47  Bucknell	62  90		224  Niagara	69  74					
			165  Boston U.	81 72		311  NJIT	53  71					

Non-Div I Games:

Colgate

Colorado

Through Games Of Feb. 6, 2019

Average RPI Win:	195	WON-LOST	WINNING	LAST 10	STRENGTH OF	OPP. STRENGTH	TEAM	ADJ.	CONF.	ADJ CONF.
Average RPI Loss:	45	RECORD	PCT. RANK	GAMES	SCHEDULE	OF SCHEDULE	RPI	RPI	RPI	RPI
DIV. I ONLY	10- 11	178	0- 1	50	48	130	130	2	2	
DIV. I NON-CONF.	10- 1	17	0- 0	214	148	42	42	2	2	
TOTALS	RPI 1-25	RPI 26-50	W-L RECORDS	RPI 51-100	RPI 101-150	RPI 150+				
10- 11	1- 3	0- 5	OVERALL	0- 1	2- 2	7- 0				
8- 5	1- 2	0- 2	HOME	0- 1	2- 0	5- 0				
1- 6	0- 1	0- 3	AWAY	0- 0	0- 2	1- 0				
1- 0	0- 0	0- 0	NEUTRAL	0- 0	0- 0	1- 0				
10- 1	1- 0	0- 1	NON-CONFERENCE	0- 0	2- 0	7- 0				
8- 0	1- 0	0- 0	HOME	0- 0	2- 0	5- 0				
1- 1	0- 0	0- 1	AWAY	0- 0	0- 0	1- 0				
1- 0	0- 0	0- 0	NEUTRAL	0- 0	0- 0	1- 0				
0- 10	0- 3	0- 4	CONFERENCE	0- 1	0- 2	0- 0				
0- 5	0- 2	0- 2	HOME	0- 1	0- 0	0- 0				
0- 5	0- 1	0- 2	AWAY	0- 0	0- 2	0- 0				
0- 0	0- 0	0- 0	NEUTRAL	0- 0	0- 0	0- 0				

RPI S Opponent Score	RPI S Opponent Score	RPI S Opponent Score	RPI S Opponent Score
4 H Stanford 69 80	26 A Miami (FL) 58 73	69 H Arizona 67 69	109 H Northern Colo. 77 69
5 A Oregon 43 102	27 H California 60 80		125 A Washington St. 48 74
17 H Arizona St. 70 76	29 A Utah 59 78		132 H Pepperdine 80 65
20 H North Carolina 86 74	29 H Utah 61 76		133 A Washington 58 68
	30 A Oregon St. 65 89		192 H Prairie View 79 38
			201 N Utah St. 78 68
			212 H Navy 59 43
			245 A Nevada 65 52
			246 H Colorado St. 59 40
			261 H Samford 81 39
			327 H San Jose St. 76 64
LAST 12 Division I GAMES:			
5 A Oregon 43 102	133 A Washington 58 68		
30 A Oregon St. 65 89	17 H Arizona St. 70 76		
27 H California 60 80	69 H Arizona 67 69		
4 H Stanford 69 80	29 H Utah 61 76		
29 A Utah 59 78	261 H Samford 81 39		
125 A Washington St. 48 74	192 H Prairie View 79 38		

Non-Div I Games:

Colorado

■ Loss,
 ■ Non-Conf, S Site,
 ■ Home
 ■ Away
 N Neutral

Average RPI Win:	239	WON-LOST	WINNING	LAST 10	STRENGTH OF	OPP. STRENGTH	TEAM	ADJ.	CONF.	ADJ CONF.
Average RPI Loss:	122	RECORD	PCT. RANK	GAMES	SCHEDULE	OF SCHEDULE	RPI	RPI	RPI	RPI
DIV. I ONLY	6- 13	269	0- 1	105	147	246	246	15	15	
DIV. I NON-CONF.	4- 5	190	0- 0	43	115	160	160	13	13	
TOTALS	RPI 1-25	RPI 26-50	W-L RECORDS	RPI 51-100	RPI 101-150	RPI 150+				
6- 13	0- 2	0- 2	OVERALL	0- 1	0- 4	6- 4				
6- 5	0- 1	0- 0	HOME	0- 0	0- 2	6- 2				
0- 8	0- 1	0- 2	AWAY	0- 1	0- 2	0- 2				
0- 0	0- 0	0- 0	NEUTRAL	0- 0	0- 0	0- 0				
4- 5	0- 2	0- 1	NON-CONFERENCE	0- 0	0- 2	4- 0				
4- 2	0- 1	0- 0	HOME	0- 0	0- 1	4- 0				
0- 3	0- 1	0- 1	AWAY	0- 0	0- 1	0- 0				
0- 0	0- 0	0- 0	NEUTRAL	0- 0	0- 0	0- 0				
2- 8	0- 0	0- 1	CONFERENCE	0- 1	0- 2	2- 4				
2- 3	0- 0	0- 0	HOME	0- 0	0- 1	2- 2				
0- 5	0- 0	0- 1	AWAY	0- 1	0- 1	0- 2				
0- 0	0- 0	0- 0	NEUTRAL	0- 0	0- 0	0- 0				

RPI 1-25				RPI 26-50				RPI 51-100				RPI 101+ Team's RPI: 246			
RPI	S	Opponent	Score	RPI	S	Opponent	Score	RPI	S	Opponent	Score	RPI	S	Opponent	Score
12	A	Gonzaga	39 50	33	A	BYU	42 51	58	A	Boise St.	57 70	109	H	Northern Colo.	47 53
17	H	Arizona St.	39 70	49	A	New Mexico	58 70					121	A	Fresno St.	54 57
												121	H	Fresno St.	55 66
												130	A	Colorado	40 59
												170	H	Denver	84 79
												201	H	Utah St.	53 72
												211	H	UNLV	52 49
												245	A	Nevada	57 68
												245	H	Nevada	38 62
												249	A	Air Force	48 63
												249	H	Air Force	55 48
												251	H	Cornell	56 53
												269	H	Northern Ariz.	65 54
												286	H	North Florida	61 59
LAST 12 Division I GAMES:															
245	A	Nevada	57 68	49	A	New Mexico	58 70								
249	H	Air Force	55 48	249	A	Air Force	48 63								
58	A	Boise St.	57 70	121	H	Fresno St.	55 66								
121	A	Fresno St.	54 57	211	H	UNLV	52 49								
245	H	Nevada	38 62	170	H	Denver	84 79								
201	H	Utah St.	53 72	33	A	BYU	42 51								

Non-Div I Games: Chadron St. 91 38 Eastern N.M. 72 46

Colorado St.

Loss, Non-Conf, S Site, H Home A Away N Neutral

Average RPI Win:	230	WON-LOST	WINNING	LAST 10	STRENGTH OF	OPP. STRENGTH	TEAM	ADJ.	CONF.	ADJ CONF.
Average RPI Loss:	176	RECORD	PCT. RANK	GAMES	SCHEDULE	OF SCHEDULE	RPI	RPI	RPI	RPI
DIV. I ONLY	5- 12	282	0- 1	176	253	262	262	11	11	
DIV. I NON-CONF.	4- 9	252	0- 0	221	285	264	264	10	10	
TOTALS	RPI 1-25	RPI 26-50	W-L RECORDS	RPI 51-100	RPI 101-150	RPI 150+				
5- 12	0- 0	0- 0	OVERALL	0- 2	0- 3	5- 7				
3- 5	0- 0	0- 0	HOME	0- 2	0- 1	3- 2				
2- 7	0- 0	0- 0	AWAY	0- 0	0- 2	2- 5				
0- 0	0- 0	0- 0	NEUTRAL	0- 0	0- 0	0- 0				
4- 9	0- 0	0- 0	NON-CONFERENCE	0- 0	0- 3	4- 6				
2- 3	0- 0	0- 0	HOME	0- 0	0- 1	2- 2				
2- 6	0- 0	0- 0	AWAY	0- 0	0- 2	2- 4				
0- 0	0- 0	0- 0	NEUTRAL	0- 0	0- 0	0- 0				
1- 3	0- 0	0- 0	CONFERENCE	0- 2	0- 0	1- 1				
1- 2	0- 0	0- 0	HOME	0- 2	0- 0	1- 0				
0- 1	0- 0	0- 0	AWAY	0- 0	0- 0	0- 1				
0- 0	0- 0	0- 0	NEUTRAL	0- 0	0- 0	0- 0				

RPI 1-25			RPI 26-50			RPI 51-100			RPI 101+			Team's RPI: 262
RPI	S	Opponent	Score	RPI	S	Opponent	Score	RPI	S	Opponent	Score	
						76 H Penn	60 72	101 A Boston College		60 74		
						81 H Princeton	64 79	112 H Houston		72 83		
								137 A Fordham		49 68		
								158 A Mercer		72 68		
								186 A Illinois		69 76		
								189 H Hampton		88 63		
								190 A Milwaukee		65 78		
								226 A Colgate		71 84		
								237 H Albany (NY)		58 62		
								251 A Cornell		51 60		
								251 H Cornell		65 57		
								252 A Hofstra		65 63		
								253 H Cal St. Fullerton		58 61		
								265 A Saint Joseph's		61 68		
								299 H Army West Point		70 49		
LAST 12 Division I GAMES:												
76	H	Penn	60 72	237	H	Albany (NY)	58 62					
81	H	Princeton	64 79	137	A	Fordham	49 68					
251	H	Cornell	65 57	253	H	Cal St. Fullerton	58 61					
251	A	Cornell	51 60	101	A	Boston College	60 74					
158	A	Mercer	72 68	265	A	Saint Joseph's	61 68					
189	H	Hampton	88 63	226	A	Colgate	71 84					

Non-Div I Games:

Columbia

■ Loss,
 ■ Non-Conf,
 S Site,
 ■ Home
 ■ Away
 N Neutral

Average RPI Win:	348	WON-LOST	WINNING	LAST 10	STRENGTH OF	OPP. STRENGTH	TEAM	ADJ.	CONF.	ADJ CONF.
Average RPI Loss:	181	RECORD	PCT. RANK	GAMES	SCHEDULE	OF SCHEDULE	RPI	RPI	RPI	RPI
DIV. I ONLY	2- 19	343	0- 1	151	340	315	315	32	32	
DIV. I NON-CONF.	0- 12	336	0- 0	12	216	230	230	32	32	
TOTALS	RPI 1-25	RPI 26-50	W-L RECORDS	RPI 51-100	RPI 101-150	RPI 150+				
2- 19	0- 2	0- 1	OVERALL	0- 4	0- 2	2- 10				
1- 6	0- 0	0- 0	HOME	0- 0	0- 0	1- 6				
1- 12	0- 2	0- 1	AWAY	0- 4	0- 1	1- 4				
0- 1	0- 0	0- 0	NEUTRAL	0- 0	0- 1	0- 0				
0- 12	0- 2	0- 1	NON-CONFERENCE	0- 4	0- 2	0- 3				
0- 1	0- 0	0- 0	HOME	0- 0	0- 0	0- 1				
0- 10	0- 2	0- 1	AWAY	0- 4	0- 1	0- 2				
0- 1	0- 0	0- 0	NEUTRAL	0- 0	0- 1	0- 0				
2- 7	0- 0	0- 0	CONFERENCE	0- 0	0- 0	2- 7				
1- 5	0- 0	0- 0	HOME	0- 0	0- 0	1- 5				
1- 2	0- 0	0- 0	AWAY	0- 0	0- 0	1- 2				
0- 0	0- 0	0- 0	NEUTRAL	0- 0	0- 0	0- 0				

RPI 1-25				RPI 26-50				RPI 51-100				RPI 101+ Team's RPI: 315			
RPI	S	Opponent	Score	RPI	S	Opponent	Score	RPI	S	Opponent	Score	RPI	S	Opponent	Score
7	A	Mississippi St.	38 110	37	A	Ohio	62 87	65	A	West Virginia	37 78	115	A	Minnesota	52 84
21	A	Maryland	36 93					66	A	Old Dominion	51 81	143	N	UAB	61 86
								70	A	FGCU	61 93	224	A	Niagara	69 71
								99	A	Virginia	41 55	231	A	Marshall	67 88
												234	A	N.C. A&T	42 66
												267	H	Norfolk St.	63 68
												268	H	Bethune-Cookman	65 71
												292	H	South Carolina St.	59 75
												298	H	UMBC	52 57
												302	H	Morgan St.	57 74
												343	A	N.C. Central	57 62
												347	A	Delaware St.	71 57
												348	H	Savannah St.	70 76
												349	H	Florida A&M	73 53
LAST 12 Division I GAMES:															
302	H	Morgan St.	57 74	267	H	Norfolk St.	63 68								
268	H	Bethune-Cookman	65 71	347	A	Delaware St.	71 57								
349	H	Florida A&M	73 53	348	H	Savannah St.	70 76								
234	A	N.C. A&T	42 66	66	A	Old Dominion	51 81								
343	A	N.C. Central	57 62	143	N	UAB	61 86								
292	H	South Carolina St.	59 75	70	A	FGCU	61 93								

Non-Div I Games:

Coppin St.

Average RPI Win:	269	WON-LOST	WINNING	LAST 10	STRENGTH OF	OPP. STRENGTH	TEAM	ADJ.	CONF.	ADJ CONF.
Average RPI Loss:	165	RECORD	PCT. RANK	GAMES	SCHEDULE	OF SCHEDULE	RPI	RPI	RPI	RPI
DIV. I ONLY	7- 8	195	0- 1	278	257	251	251	11	11	
DIV. I NON-CONF.	6- 5	143	0- 0	291	321	207	207	10	10	
TOTALS	RPI 1-25	RPI 26-50	W-L RECORDS	RPI 51-100	RPI 101-150	RPI 150+				
7- 8	0- 0	0- 0	OVERALL	0- 2	0- 2	7- 4				
6- 2	0- 0	0- 0	HOME	0- 2	0- 0	6- 0				
1- 6	0- 0	0- 0	AWAY	0- 0	0- 2	1- 4				
0- 0	0- 0	0- 0	NEUTRAL	0- 0	0- 0	0- 0				
6- 5	0- 0	0- 0	NON-CONFERENCE	0- 0	0- 2	6- 3				
5- 0	0- 0	0- 0	HOME	0- 0	0- 0	5- 0				
1- 5	0- 0	0- 0	AWAY	0- 0	0- 2	1- 3				
0- 0	0- 0	0- 0	NEUTRAL	0- 0	0- 0	0- 0				
1- 3	0- 0	0- 0	CONFERENCE	0- 2	0- 0	1- 1				
1- 2	0- 0	0- 0	HOME	0- 2	0- 0	1- 0				
0- 1	0- 0	0- 0	AWAY	0- 0	0- 0	0- 1				
0- 0	0- 0	0- 0	NEUTRAL	0- 0	0- 0	0- 0				

RPI 1-25				RPI 26-50				RPI 51-100				RPI 101+				Team's RPI: 251	
RPI	S	Opponent	Score	RPI	S	Opponent	Score	RPI	S	Opponent	Score	RPI	S	Opponent	Score		
								76	H	Penn	46	59	115	A	Minnesota	45	65
								81	H	Princeton	46	75	136	A	Lehigh	54	67
													162	A	Stony Brook	61	63
													189	H	Hampton	79	53
													203	H	St. Bonaventure	58	44
													237	H	Albany (NY)	48	34
													243	A	Binghamton	61	72
													246	A	Colorado St.	53	56
													262	A	Columbia	57	65
													262	H	Columbia	60	51
													323	A	Lafayette	62	59
													324	H	UMass Lowell	63	54
													347	H	Delaware St.	94	59
LAST 12 Division I GAMES:																	
				81	H	Princeton	46	75	323	A	Lafayette	62	59				
				76	H	Penn	46	59	347	H	Delaware St.	94	59				
				262	A	Columbia	57	65	162	A	Stony Brook	61	63				
				262	H	Columbia	60	51	136	A	Lehigh	54	67				
				203	H	St. Bonaventure	58	44	246	A	Colorado St.	53	56				
				189	H	Hampton	79	53	115	A	Minnesota	45	65				

Non-Div I Games:

Cornell

Average RPI Win:	171	WON-LOST	WINNING	LAST 10	STRENGTH OF	OPP. STRENGTH	TEAM	ADJ.	CONF.	ADJ CONF.
Average RPI Loss:	53	RECORD	PCT. RANK	GAMES	SCHEDULE	OF SCHEDULE	RPI	RPI	RPI	RPI
DIV. I ONLY	10- 12	196	0- 1	46	36	100	100	6	6	
DIV. I NON-CONF.	6- 5	143	0- 0	99	53	93	93	4	4	
TOTALS	RPI 1-25	RPI 26-50	W-L RECORDS	RPI 51-100	RPI 101-150	RPI 150+				
10- 12	0- 3	1- 5	OVERALL	1- 2	3- 2	5- 0				
4- 5	0- 1	0- 3	HOME	1- 0	1- 1	2- 0				
4- 7	0- 2	1- 2	AWAY	0- 2	1- 1	2- 0				
2- 0	0- 0	0- 0	NEUTRAL	0- 0	1- 0	1- 0				
6- 5	0- 2	0- 2	NON-CONFERENCE	0- 1	2- 0	4- 0				
2- 2	0- 1	0- 1	HOME	0- 0	1- 0	1- 0				
2- 3	0- 1	0- 1	AWAY	0- 1	0- 0	2- 0				
2- 0	0- 0	0- 0	NEUTRAL	0- 0	1- 0	1- 0				
4- 7	0- 1	1- 3	CONFERENCE	1- 1	1- 2	1- 0				
2- 3	0- 0	0- 2	HOME	1- 0	0- 1	1- 0				
2- 4	0- 1	1- 1	AWAY	0- 1	1- 1	0- 0				
0- 0	0- 0	0- 0	NEUTRAL	0- 0	0- 0	0- 0				

RPI	S	Opponent	Score	RPI	S	Opponent	Score	RPI	S	Opponent	Score	RPI	S	Opponent	Score
8	A	Marquette	67 85	28	A	South Dakota St.	48 74	92	A	Georgetown	53 62	102	H	Nebraska	74 65
19	H	Drake	69 85	36	A	DePaul	85 82	92	H	Georgetown	65 38	102	H	Providence	63 77
22	A	Florida St.	52 71	38	A	Villanova	62 67	93	A	UNI	55 65	105	A	Seton Hall	75 82
				38	H	Villanova	52 54					126	A	St. John's (NY)	65 63
				40	H	South Dakota	65 77					139	N	South Fla.	83 76
				46	H	Butler	43 75					169	H	Xavier	66 62
												172	N	Vanderbilt	75 55
												250	A	Wichita St.	83 71
												309	A	North Dakota St.	86 51
												310	H	Omaha	66 51
LAST 12 Division I GAMES:															
38	A	Villanova	62 67	105	A	Seton Hall	75 82								
92	A	Georgetown	53 62	92	H	Georgetown	65 38								
102	H	Providence	63 77	38	H	Villanova	52 54								
46	H	Butler	43 75	8	A	Marquette	67 85								
169	H	Xavier	66 62	36	A	DePaul	85 82								
126	A	St. John's (NY)	65 63	172	N	Vanderbilt	75 55								

Non-Div I Games:

Creighton

■ Loss,
■ Non-Conf,
■ S Site,
■ H Home
■ A Away
N Neutral

Average RPI Win:	273	WON-LOST	WINNING	LAST 10	STRENGTH OF	OPP. STRENGTH	TEAM	ADJ.	CONF.	ADJ CONF.
Average RPI Loss:	136	RECORD	PCT. RANK	GAMES	SCHEDULE	OF SCHEDULE	RPI	RPI	RPI	RPI
DIV. I ONLY	8- 9	192	0- 1	287	180	223	223	11	11	
DIV. I NON-CONF.	7- 6	153	0- 1	309	250	244	244	10	10	
TOTALS	RPI 1-25	RPI 26-50	W-L RECORDS	RPI 51-100	RPI 101-150	RPI 150+				
8- 9	0- 1	0- 0	OVERALL	0- 4	0- 1	8- 3				
5- 2	0- 1	0- 0	HOME	0- 1	0- 0	5- 0				
3- 5	0- 0	0- 0	AWAY	0- 2	0- 1	3- 2				
0- 2	0- 0	0- 0	NEUTRAL	0- 1	0- 0	0- 1				
7- 6	0- 1	0- 0	NON-CONFERENCE	0- 1	0- 1	7- 3				
5- 1	0- 1	0- 0	HOME	0- 0	0- 0	5- 0				
2- 3	0- 0	0- 0	AWAY	0- 0	0- 1	2- 2				
0- 2	0- 0	0- 0	NEUTRAL	0- 1	0- 0	0- 1				
1- 3	0- 0	0- 0	CONFERENCE	0- 3	0- 0	1- 0				
0- 1	0- 0	0- 0	HOME	0- 1	0- 0	0- 0				
1- 2	0- 0	0- 0	AWAY	0- 2	0- 0	1- 0				
0- 0	0- 0	0- 0	NEUTRAL	0- 0	0- 0	0- 0				

RPI 1-25				RPI 26-50				RPI 51-100				RPI 101+ Team's RPI: 223			
RPI	S	Opponent	Score	RPI	S	Opponent	Score	RPI	S	Opponent	Score	RPI	S	Opponent	Score
24	H	Buffalo	69 75					61	N	Middle Tenn.	58 70	101	A	Boston College	68 99
								68	A	Harvard	46 56	165	H	Boston U.	64 44
								68	H	Harvard	57 73	241	A	Brown	81 61
								89	A	Yale	49 64	243	H	Binghamton	63 39
												253	A	Cal St. Fullerton	62 67
												255	A	San Diego	76 78
												270	A	Vermont	66 42
												295	H	Loyola Maryland	54 41
												304	N	UC Santa Barbara	56 62
												318	H	Fairfield	59 46
												324	H	UMass Lowell	70 54
												326	A	New Hampshire	62 42
LAST 12 Division I GAMES:															
304	N	UC Santa Barbara	56 62	101	A	Boston College	68 99								
89	A	Yale	49 64	326	A	New Hampshire	62 42								
241	A	Brown	81 61	24	H	Buffalo	69 75								
68	H	Harvard	57 73	324	H	UMass Lowell	70 54								
68	A	Harvard	46 56	318	H	Fairfield	59 46								
243	H	Binghamton	63 39	165	H	Boston U.	64 44								

Non-Div I Games:

Dartmouth

■ Loss,
■ Non-Conf,
■ S Site,
■ H Home
■ A Away
N Neutral

Davidson

Through Games Of Feb. 6, 2019

Average RPI Win:	202	WON-LOST	WINNING	LAST 10	STRENGTH OF	OPP. STRENGTH	TEAM	ADJ.	CONF.	ADJ CONF.
Average RPI Loss:	168	RECORD	PCT. RANK	GAMES	SCHEDULE	OF SCHEDULE	RPI	RPI	RPI	RPI
DIV. I ONLY	12- 9	130	0- 1	219	159	146	146	17	17	
DIV. I NON-CONF.	5- 7	206	0- 0	155	159	175	175	16	16	
TOTALS	RPI 1-25	RPI 26-50	W-L RECORDS	RPI 51-100	RPI 101-150	RPI 150+				
12- 9	0- 1	1- 0	OVERALL	0- 1	3- 1	8- 6				
6- 2	0- 0	0- 0	HOME	0- 0	2- 1	4- 1				
6- 7	0- 1	1- 0	AWAY	0- 1	1- 0	4- 5				
0- 0	0- 0	0- 0	NEUTRAL	0- 0	0- 0	0- 0				
5- 7	0- 1	1- 0	NON-CONFERENCE	0- 1	2- 1	2- 4				
3- 1	0- 0	0- 0	HOME	0- 0	2- 1	1- 0				
2- 6	0- 1	1- 0	AWAY	0- 1	0- 0	1- 4				
0- 0	0- 0	0- 0	NEUTRAL	0- 0	0- 0	0- 0				
7- 2	0- 0	0- 0	CONFERENCE	0- 0	1- 0	6- 2				
3- 1	0- 0	0- 0	HOME	0- 0	0- 0	3- 1				
4- 1	0- 0	0- 0	AWAY	0- 0	1- 0	3- 1				
0- 0	0- 0	0- 0	NEUTRAL	0- 0	0- 0	0- 0				

RPI 1-25				RPI 26-50				RPI 51-100				RPI 101+ Team's RPI: 146			
RPI	S	Opponent	Score	RPI	S	Opponent	Score	RPI	S	Opponent	Score	RPI	S	Opponent	Score
9	A	NC State	45 75	48	A	Clemson	90 80	81	A	Princeton	57 65	128	H	High Point	71 62
												137	A	Fordham	60 56
												138	H	Appalachian St.	78 81
												150	H	William & Mary	76 65
												152	A	Duquesne	62 47
												164	A	Charlotte	66 78
												194	A	George Washington	62 42
												196	A	UNC Asheville	56 69
												197	A	Elon	72 73
												202	H	George Mason	67 59
												206	H	Massachusetts	58 70
												215	A	Rhode Island	77 67
												258	A	Gardner-Webb	49 54
												260	H	Richmond	78 55
												265	A	Saint Joseph's	54 66
												282	H	La Salle	80 61
												316	A	Charleston So.	72 34
												335	H	Presbyterian	83 56
LAST 12 Division I GAMES:															
265	A	Saint Joseph's	54 66	215	A	Rhode Island	77 67								
282	H	La Salle	80 61	152	A	Duquesne	62 47								
194	A	George Washington	62 42	202	H	George Mason	67 59								
137	A	Fordham	60 56	9	A	NC State	45 75								
206	H	Massachusetts	58 70	164	A	Charlotte	66 78								
260	H	Richmond	78 55	335	H	Presbyterian	83 56								

Non-Div I Games: Queens (NC) 80 47

Davidson

■ Loss,
 ■ Non-Conf,
 ■ S Site,
 ■ H Home
 ■ A Away
 N Neutral

Average RPI Win:	190	WON-LOST	WINNING	LAST 10	STRENGTH OF	OPP. STRENGTH	TEAM	ADJ.	CONF.	ADJ CONF.
Average RPI Loss:	85	RECORD	PCT. RANK	GAMES	SCHEDULE	OF SCHEDULE	RPI	RPI	RPI	RPI
DIV. I ONLY	12- 8	116	1- 0	120	91	108	108	17	17	
DIV. I NON-CONF.	5- 6	177	0- 0	20	40	80	80	16	16	
TOTALS	RPI 1-25	RPI 26-50	W-L RECORDS	RPI 51-100	RPI 101-150	RPI 150+				
12- 8	1- 2	1- 1	OVERALL	1- 3	1- 0	8- 2				
9- 1	1- 0	0- 0	HOME	1- 1	1- 0	6- 0				
2- 6	0- 2	0- 1	AWAY	0- 1	0- 0	2- 2				
1- 1	0- 0	1- 0	NEUTRAL	0- 1	0- 0	0- 0				
5- 6	1- 2	1- 1	NON-CONFERENCE	1- 3	0- 0	2- 0				
4- 1	1- 0	0- 0	HOME	1- 1	0- 0	2- 0				
0- 4	0- 2	0- 1	AWAY	0- 1	0- 0	0- 0				
1- 1	0- 0	1- 0	NEUTRAL	0- 1	0- 0	0- 0				
7- 2	0- 0	0- 0	CONFERENCE	0- 0	1- 0	6- 2				
5- 0	0- 0	0- 0	HOME	0- 0	1- 0	4- 0				
2- 2	0- 0	0- 0	AWAY	0- 0	0- 0	2- 2				
0- 0	0- 0	0- 0	NEUTRAL	0- 0	0- 0	0- 0				

RPI 1-25				RPI 26-50				RPI 51-100				RPI 101+ Team's RPI: 108			
RPI	S	Opponent	Score	RPI	S	Opponent	Score	RPI	S	Opponent	Score	RPI	S	Opponent	Score
15	A	South Carolina	55 65	41	A	James Madison	55 68	57	N	Virginia Tech	57 69	137	H	Fordham	72 50
21	A	Maryland	71 82	42	N	Georgia Tech	85 66	71	A	Green Bay	35 51	194	A	George Washington	45 46
24	H	Buffalo	72 59					83	H	Northeastern	79 84	195	A	Saint Louis	65 68
								85	H	Toledo	70 49	203	A	St. Bonaventure	62 49
												206	H	Massachusetts	75 47
												215	A	Rhode Island	74 62
												226	H	Colgate	67 58
												260	H	Richmond	71 50
												265	H	Saint Joseph's	72 65
												282	H	La Salle	84 45
												338	H	Evansville	69 30
LAST 12 Division I GAMES:															
260	H	Richmond	71 50	194	A	George Washington	45 46								
215	A	Rhode Island	74 62	206	H	Massachusetts	75 47								
265	H	Saint Joseph's	72 65	282	H	La Salle	84 45								
195	A	Saint Louis	65 68	42	N	Georgia Tech	85 66								
137	H	Fordham	72 50	57	N	Virginia Tech	57 69								
203	A	St. Bonaventure	62 49	338	H	Evansville	69 30								

Non-Div I Games:

Dayton

■ Loss,
 ■ Non-Conf,
 ■ S Site,
 ■ H Home
 ■ A Away
 N Neutral

Average RPI Win:	138	WON-LOST	WINNING	LAST 10	STRENGTH OF	OPP. STRENGTH	TEAM	ADJ.	CONF.	ADJ CONF.
Average RPI Loss:	34	RECORD	PCT. RANK	GAMES	SCHEDULE	OF SCHEDULE	RPI	RPI	RPI	RPI
DIV. I ONLY	15- 7	84	0- 1	39	14	36	36	6	6	
DIV. I NON-CONF.	9- 3	61	0- 0	98	12	43	43	4	4	
TOTALS	RPI 1-25	RPI 26-50	W-L RECORDS	RPI 51-100	RPI 101-150	RPI 150+				
15- 7	0- 5	2- 0	OVERALL	5- 1	2- 1	6- 0				
7- 4	0- 2	0- 0	HOME	2- 1	2- 1	3- 0				
6- 2	0- 2	2- 0	AWAY	1- 0	0- 0	3- 0				
2- 1	0- 1	0- 0	NEUTRAL	2- 0	0- 0	0- 0				
9- 3	0- 3	0- 0	NON-CONFERENCE	4- 0	0- 0	5- 0				
5- 1	0- 1	0- 0	HOME	2- 0	0- 0	3- 0				
2- 1	0- 1	0- 0	AWAY	0- 0	0- 0	2- 0				
2- 1	0- 1	0- 0	NEUTRAL	2- 0	0- 0	0- 0				
6- 4	0- 2	2- 0	CONFERENCE	1- 1	2- 1	1- 0				
2- 3	0- 1	0- 0	HOME	0- 1	2- 1	0- 0				
4- 1	0- 1	2- 0	AWAY	1- 0	0- 0	1- 0				
0- 0	0- 0	0- 0	NEUTRAL	0- 0	0- 0	0- 0				

RPI 1-25				RPI 26-50				Team's RPI: 36	RPI 51-100				RPI 101+			
RPI	S	Opponent	Score	RPI	S	Opponent	Score		RPI	S	Opponent	Score	RPI	S	Opponent	Score
1	H	Notre Dame	77 101	38	A	Villanova	66 59		52	N	Kansas St.	79 59	102	H	Providence	88 62
6	A	UConn	63 99	46	A	Butler	86 78		71	H	Green Bay	73 64	105	H	Seton Hall	73 84
8	A	Marquette	63 96						81	N	Princeton	82 67	126	H	St. John's (NY)	73 64
8	H	Marquette	87 93						88	H	Northwestern	76 60	154	A	Oklahoma	87 76
10	N	Syracuse	81 83						92	A	Georgetown	69 64	169	A	Xavier	73 71
									100	H	Creighton	82 85	175	H	Temple	102 88
													232	A	Loyola Chicago	102 76
													293	H	Tennessee St.	95 73
													348	H	Savannah St.	124 61
LAST 12 Division I GAMES:																
		8	H	Marquette	87	93			92	A	Georgetown	69	64			
		169	A	Xavier	73	71			8	A	Marquette	63	96			
		46	A	Butler	86	78			102	H	Providence	88	62			
		105	H	Seton Hall	73	84			100	H	Creighton	82	85			
		126	H	St. John's (NY)	73	64			232	A	Loyola Chicago	102	76			
		38	A	Villanova	66	59			293	H	Tennessee St.	95	73			

Non-Div I Games:

DePaul

Delaware

Through Games Of Feb. 6, 2019

Average RPI Win:	239	WON-LOST	WINNING	LAST 10	STRENGTH OF	OPP. STRENGTH	TEAM	ADJ.	CONF.	ADJ CONF.
Average RPI Loss:	102	RECORD	PCT. RANK	GAMES	SCHEDULE	OF SCHEDULE	RPI	RPI	RPI	RPI
DIV. I ONLY	10- 11	178	1- 0	93	215	160	160	10	10	
DIV. I NON-CONF.	5- 7	206	1- 0	122	292	195	195	11	11	
TOTALS	RPI 1-25	RPI 26-50	W-L RECORDS	RPI 51-100	RPI 101-150	RPI 150+				
10- 11	0- 2	0- 1	OVERALL	0- 3	2- 2	8- 3				
4- 5	0- 2	0- 1	HOME	0- 1	1- 1	3- 0				
4- 4	0- 0	0- 0	AWAY	0- 2	1- 0	3- 2				
2- 2	0- 0	0- 0	NEUTRAL	0- 0	0- 1	2- 1				
5- 7	0- 2	0- 0	NON-CONFERENCE	0- 1	0- 1	5- 3				
2- 2	0- 2	0- 0	HOME	0- 0	0- 0	2- 0				
1- 3	0- 0	0- 0	AWAY	0- 1	0- 0	1- 2				
2- 2	0- 0	0- 0	NEUTRAL	0- 0	0- 1	2- 1				
5- 4	0- 0	0- 1	CONFERENCE	0- 2	2- 1	3- 0				
2- 3	0- 0	0- 1	HOME	0- 1	1- 1	1- 0				
3- 1	0- 0	0- 0	AWAY	0- 1	1- 0	2- 0				
0- 0	0- 0	0- 0	NEUTRAL	0- 0	0- 0	0- 0				

RPI S	Opponent	Score	RPI S	Opponent	Score	RPI S	Opponent	Score	RPI S	Opponent	Score	Team's RPI: 160
14	H UCF	60 71	41	H James Madison	43 68	83	A Northeastern	62 75	119	H UNCW	65 53	
21	H Maryland	53 77				86	H Drexel	40 57	120	H Towson	48 56	
						93	A UNI	67 79	140	N Montana St.	60 69	
									150	A William & Mary	70 59	
									156	N Bradley	47 59	
									165	A Boston U.	61 72	
									187	N Nicholls St.	71 56	
									197	A Elon	74 63	
									202	A George Mason	46 72	
									252	A Hofstra	78 59	
									258	H Gardner-Webb	69 45	
									265	H Saint Joseph's	48 39	
									291	H Col. of Charleston	74 50	
									323	N Lafayette	65 47	
									347	A Delaware St.	85 77	
LAST 12 Division I GAMES:												
323	N Lafayette	65 47	83	A Northeastern	62 75							
187	N Nicholls St.	71 56	252	A Hofstra	78 59							
197	A Elon	74 63	86	H Drexel	40 57							
150	A William & Mary	70 59	120	H Towson	48 56							
291	H Col. of Charleston	74 50	41	H James Madison	43 68							
119	H UNCW	65 53	265	H Saint Joseph's	48 39							

Non-Div I Games:

Delaware

Loss, Non-Conf, S Site, H Home A Away N Neutral

Average RPI Win:	346	WON-LOST	WINNING	LAST 10	STRENGTH OF	OPP. STRENGTH	TEAM	ADJ.	CONF.	ADJ CONF.
Average RPI Loss:	214	RECORD	PCT. RANK	GAMES	SCHEDULE	OF SCHEDULE	RPI	RPI	RPI	RPI
DIV. I ONLY	2- 16	334	0- 1	294	348	347	347	32	32	
DIV. I NON-CONF.	0- 9	336	0- 0	126	261	328	328	32	32	
TOTALS	RPI 1-25	RPI 26-50	W-L RECORDS	RPI 51-100	RPI 101-150	RPI 150+				
2- 16	0- 0	0- 1	OVERALL	0- 0	0- 2	2- 13				
2- 5	0- 0	0- 1	HOME	0- 0	0- 0	2- 4				
0- 11	0- 0	0- 0	AWAY	0- 0	0- 2	0- 9				
0- 0	0- 0	0- 0	NEUTRAL	0- 0	0- 0	0- 0				
0- 9	0- 0	0- 1	NON-CONFERENCE	0- 0	0- 2	0- 6				
0- 2	0- 0	0- 1	HOME	0- 0	0- 0	0- 1				
0- 7	0- 0	0- 0	AWAY	0- 0	0- 2	0- 5				
0- 0	0- 0	0- 0	NEUTRAL	0- 0	0- 0	0- 0				
2- 7	0- 0	0- 0	CONFERENCE	0- 0	0- 0	2- 7				
2- 3	0- 0	0- 0	HOME	0- 0	0- 0	2- 3				
0- 4	0- 0	0- 0	AWAY	0- 0	0- 0	0- 4				
0- 0	0- 0	0- 0	NEUTRAL	0- 0	0- 0	0- 0				

RPI 1-25			RPI 26-50			RPI 51-100			RPI 101+			Team's RPI: 347
RPI	S	Opponent	Score	RPI	S	Opponent	Score	RPI	S	Opponent	Score	
				41	H	James Madison	57 103					
								116	A	VCU	55 97	
								126	A	St. John's (NY)	44 82	
								160	H	Delaware	77 85	
								169	A	Xavier	59 80	
								175	A	Temple	61 75	
								214	A	Robert Morris	63 64	
								218	A	Howard	62 78	
								231	A	Marshall	63 75	
								234	H	N.C. A&T	47 67	
								251	A	Cornell	59 94	
								267	A	Norfolk St.	50 63	
								268	A	Bethune-Cookman	55 67	
								292	H	South Carolina St.	60 63	
								315	H	Coppin St.	57 71	
								343	H	N.C. Central	71 61	
								348	H	Savannah St.	66 58	
								349	A	Florida A&M	52 57	
LAST 12 Division I GAMES:												
				292	H	South Carolina St.	60 63					
				348	H	Savannah St.	66 58					
				218	A	Howard	62 78					
				349	A	Florida A&M	52 57					
				268	A	Bethune-Cookman	55 67					
				343	H	N.C. Central	71 61					
				234	H	N.C. A&T	47 67					
				315	H	Coppin St.	57 71					
				267	A	Norfolk St.	50 63					
				116	A	VCU	55 97					
				231	A	Marshall	63 75					
				214	A	Robert Morris	63 64					

Non-Div I Games: Post 65 53 Cheyney 79 59

Delaware St.

■ Loss,
 ■ Non-Conf,
 ■ S Site,
 ■ Home
 ■ A Away
 N Neutral

Average RPI Win:	188	WON-LOST	WINNING	LAST 10	STRENGTH OF	OPP. STRENGTH	TEAM	ADJ.	CONF.	ADJ CONF.
Average RPI Loss:	158	RECORD	PCT. RANK	GAMES	SCHEDULE	OF SCHEDULE	RPI	RPI	RPI	RPI
DIV. I ONLY	12- 11	157	0- 1	190	153	170	170	18	18	
DIV. I NON-CONF.	7- 6	153	0- 0	169	134	157	157	18	18	
TOTALS	RPI 1-25	RPI 26-50	W-L RECORDS	RPI 51-100	RPI 101-150	RPI 150+				
12- 11	0- 0	1- 3	OVERALL	2- 0	1- 2	8- 6				
10- 2	0- 0	1- 1	HOME	2- 0	1- 0	6- 1				
2- 9	0- 0	0- 2	AWAY	0- 0	0- 2	2- 5				
0- 0	0- 0	0- 0	NEUTRAL	0- 0	0- 0	0- 0				
7- 6	0- 0	0- 1	NON-CONFERENCE	2- 0	1- 2	4- 3				
6- 1	0- 0	0- 0	HOME	2- 0	1- 0	3- 1				
1- 5	0- 0	0- 1	AWAY	0- 0	0- 2	1- 2				
0- 0	0- 0	0- 0	NEUTRAL	0- 0	0- 0	0- 0				
5- 5	0- 0	1- 2	CONFERENCE	0- 0	0- 0	4- 3				
4- 1	0- 0	1- 1	HOME	0- 0	0- 0	3- 0				
1- 4	0- 0	0- 1	AWAY	0- 0	0- 0	1- 3				
0- 0	0- 0	0- 0	NEUTRAL	0- 0	0- 0	0- 0				

RPI 1-25	RPI 26-50	RPI 51-100	RPI 101+	Team's RPI: 170
RPI S Opponent Score	RPI S Opponent Score	RPI S Opponent Score	RPI S Opponent Score	
28 A South Dakota St. 59 76	59 H Lamar University 117 110	102 A Nebraska 71 96		
28 H South Dakota St. 67 83	97 H American 83 54	109 A Northern Colo. 66 74		
40 H South Dakota 104 99		111 H Loyola Marymount 104 75		
50 A Wyoming 74 78		167 A New Mexico St. 64 66		
		180 A Oral Roberts 66 74		
		180 H Oral Roberts 93 76		
		203 H St. Bonaventure 76 62		
		219 H UMKC 92 75		
		221 H North Dakota 87 66		
		233 A Western Ill. 78 87		
		246 A Colorado St. 79 84		
		249 H Air Force 92 66		
		257 A Southern Utah 71 70		
		261 H Samford 83 87		
		309 H North Dakota St. 81 54		
		310 A Omaha 95 68		
		333 A Purdue Fort Wayne 55 70		
LAST 12 Division I GAMES:				
180 A Oral Roberts 66 74	221 H North Dakota 87 66			
28 H South Dakota St. 67 83	40 H South Dakota 104 99			
333 A Purdue Fort Wayne 55 70	233 A Western Ill. 78 87			
180 H Oral Roberts 93 76	310 A Omaha 95 68			
309 H North Dakota St. 81 54	246 A Colorado St. 79 84			
28 A South Dakota St. 59 76	261 H Samford 83 87			

Non-Div I Games:

Denver

■ Loss,
 ■ Non-Conf,
 S Site,
 ■ Home
 ■ Away
 N Neutral

Detroit Mercy

Through Games Of Feb. 6, 2019

Average RPI Win:	324	WON-LOST	WINNING	LAST 10	STRENGTH OF	OPP. STRENGTH	TEAM	ADJ.	CONF.	ADJ CONF.
Average RPI Loss:	179	RECORD	PCT. RANK	GAMES	SCHEDULE	OF SCHEDULE	RPI	RPI	RPI	RPI
DIV. I ONLY	2- 19	343	0- 1	262	219	330	330	20	20	
DIV. I NON-CONF.	1- 9	326	0- 0	262	214	324	324	17	17	
TOTALS	RPI 1-25	RPI 26-50	W-L RECORDS	RPI 51-100	RPI 101-150	RPI 150+				
2- 19	0- 0	0- 0	OVERALL	0- 6	0- 3	2- 10				
0- 7	0- 0	0- 0	HOME	0- 2	0- 1	0- 4				
2- 12	0- 0	0- 0	AWAY	0- 4	0- 2	2- 6				
0- 0	0- 0	0- 0	NEUTRAL	0- 0	0- 0	0- 0				
1- 9	0- 0	0- 0	NON-CONFERENCE	0- 4	0- 0	1- 5				
0- 3	0- 0	0- 0	HOME	0- 1	0- 0	0- 2				
1- 6	0- 0	0- 0	AWAY	0- 3	0- 0	1- 3				
0- 0	0- 0	0- 0	NEUTRAL	0- 0	0- 0	0- 0				
1- 10	0- 0	0- 0	CONFERENCE	0- 2	0- 3	1- 5				
0- 4	0- 0	0- 0	HOME	0- 1	0- 1	0- 2				
1- 6	0- 0	0- 0	AWAY	0- 1	0- 2	1- 3				
0- 0	0- 0	0- 0	NEUTRAL	0- 0	0- 0	0- 0				

RPI S	Opponent	Score	RPI S	Opponent	Score	RPI S	Opponent	Score	RPI S	Opponent	Score	Team's RPI: 330
						55	H Miami (OH)	59 78	127	A Youngstown St.	45 91	
						60	A Michigan	62 95	127	H Youngstown St.	59 85	
						71	H Green Bay	40 65	134	A IUPUI	47 82	
						84	A Wright St.	59 78	184	A Eastern Mich.	53 60	
						85	A Toledo	60 77	190	H Milwaukee	44 62	
						98	A Ohio St.	41 55	228	A Bowling Green	73 79	
									232	A Loyola Chicago	43 52	
									274	A Cleveland St.	51 67	
									274	H Cleveland St.	49 67	
									281	A Northern Ky.	56 68	
									284	H Western Mich.	44 54	
									306	A Oakland	67 74	
									310	H Omaha	42 51	
									317	A Manhattan	58 56	
									331	A UIC	42 36	
LAST 12 Division I GAMES:												
			127	A Youngstown St.	45 91	331	A UIC	42 36				
			274	A Cleveland St.	51 67	134	A IUPUI	47 82				
			84	A Wright St.	59 78	306	A Oakland	67 74				
			281	A Northern Ky.	56 68	274	H Cleveland St.	49 67				
			190	H Milwaukee	44 62	127	H Youngstown St.	59 85				
			71	H Green Bay	40 65	85	A Toledo	60 77				

Non-Div I Games: Mich.-Dearborn 68 60

Detroit Mercy

Loss, Non-Conf, S Site, H Home A Away N Neutral

Drake

Through Games Of Feb. 6, 2019

Average RPI Win:	152	WON-LOST	WINNING	LAST 10	STRENGTH OF	OPP. STRENGTH	TEAM	ADJ.	CONF.	ADJ CONF.
Average RPI Loss:	24	RECORD	PCT. RANK	GAMES	SCHEDULE	OF SCHEDULE	RPI	RPI	RPI	RPI
DIV. I ONLY	15- 5	54	1- 0	30	62	19	19	13	13	
DIV. I NON-CONF.	7- 4	109	1- 0	5	2	12	12	14	14	
TOTALS	RPI 1-25	RPI 26-50	W-L RECORDS	RPI 51-100	RPI 101-150	RPI 150+				
15- 5	2- 3	1- 1	OVERALL	2- 1	2- 0	8- 0				
5- 2	0- 1	1- 0	HOME	0- 1	1- 0	3- 0				
8- 2	0- 1	0- 1	AWAY	2- 0	1- 0	5- 0				
2- 1	2- 1	0- 0	NEUTRAL	0- 0	0- 0	0- 0				
7- 4	2- 3	1- 1	NON-CONFERENCE	1- 0	2- 0	1- 0				
2- 1	0- 1	1- 0	HOME	0- 0	1- 0	0- 0				
3- 2	0- 1	0- 1	AWAY	1- 0	1- 0	1- 0				
2- 1	2- 1	0- 0	NEUTRAL	0- 0	0- 0	0- 0				
8- 1	0- 0	0- 0	CONFERENCE	1- 1	0- 0	7- 0				
3- 1	0- 0	0- 0	HOME	0- 1	0- 0	3- 0				
5- 0	0- 0	0- 0	AWAY	1- 0	0- 0	4- 0				
0- 0	0- 0	0- 0	NEUTRAL	0- 0	0- 0	0- 0				

RPI	S	Opponent	Score
1	N	Notre Dame	64 82
11	A	Iowa St.	81 86
13	H	Iowa	82 91
15	N	South Carolina	90 85
16	N	Rutgers	69 59

RPI	S	Opponent	Score
28	A	South Dakota St.	71 80
40	H	South Dakota	76 64

RPI	S	Opponent	Score
67	H	Missouri St.	79 85
93	A	UNI	88 64
100	A	Creighton	85 69

RPI	S	Opponent	Score
102	A	Nebraska	83 77
144	H	CSUN	73 63
155	H	Southern Ill.	94 66
156	A	Bradley	92 63
173	A	Indiana St.	70 68
188	A	Illinois St.	82 64
232	H	Loyola Chicago	69 60
233	A	Western Ill.	98 71
294	H	Valparaiso	84 53
338	A	Evansville	78 47

LAST 12 Division I GAMES:

15	N	South Carolina	90 85	93	A	UNI	88 64
1	N	Notre Dame	64 82	294	H	Valparaiso	84 53
155	H	Southern Ill.	94 66	232	H	Loyola Chicago	69 60
67	H	Missouri St.	79 85	188	A	Illinois St.	82 64
338	A	Evansville	78 47	156	A	Bradley	92 63
173	A	Indiana St.	70 68	13	H	Iowa	82 91

Non-Div I Games: Clarke 91 43

Drake

Loss, Non-Conf, S Site, H Home A Away N Neutral

Average RPI Win: 215	WON-LOST	WINNING	LAST 10	STRENGTH OF	OPP. STRENGTH	TEAM	ADJ.	CONF.	ADJ CONF.
Average RPI Loss: 77	RECORD	PCT. RANK	GAMES	SCHEDULE	OF SCHEDULE	RPI	RPI	RPI	RPI
DIV. I ONLY	15- 5	54	1- 0	144	189	86	86	10	10
DIV. I NON-CONF.	8- 3	72	1- 0	170	254	103	103	11	11

TOTALS	RPI 1-25	RPI 26-50	W-L RECORDS	RPI 51-100	RPI 101-150	RPI 150+			
15- 5	0- 0	1- 1	OVERALL	1- 3	2- 1	11- 0			
5- 4	0- 0	1- 1	HOME	0- 2	1- 1	3- 0			
9- 0	0- 0	0- 0	AWAY	1- 0	1- 0	7- 0			
1- 1	0- 0	0- 0	NEUTRAL	0- 1	0- 0	1- 0			
8- 3	0- 0	1- 0	NON-CONFERENCE	0- 3	0- 0	7- 0			
3- 2	0- 0	1- 0	HOME	0- 2	0- 0	2- 0			
4- 0	0- 0	0- 0	AWAY	0- 0	0- 0	4- 0			
1- 1	0- 0	0- 0	NEUTRAL	0- 1	0- 0	1- 0			
7- 2	0- 0	0- 1	CONFERENCE	1- 0	2- 1	4- 0			
2- 2	0- 0	0- 1	HOME	0- 0	1- 1	1- 0			
5- 0	0- 0	0- 0	AWAY	1- 0	1- 0	3- 0			
0- 0	0- 0	0- 0	NEUTRAL	0- 0	0- 0	0- 0			

RPI 1-25				RPI 26-50				RPI 51-100				Team's RPI: 86		RPI 101+			
RPI	S	Opponent	Score	RPI	S	Opponent	Score	RPI	S	Opponent	Score	RPI	S	Opponent	Score		
				41	H	James Madison	35 51	63	H	Quinnipiac	52 56	119	H	UNCW	67 55		
				47	H	Bucknell	64 42	76	H	Penn	39 55	120	H	Towson	54 55		
								83	A	Northeastern	61 59	150	A	William & Mary	62 58		
								84	N	Wright St.	63 71	160	A	Delaware	57 40		
												197	A	Elon	59 44		
												252	A	Hofstra	61 49		
												258	H	Gardner-Webb	65 48		
												260	A	Richmond	58 35		
												265	H	Saint Joseph's	51 34		
												270	A	Vermont	60 44		
												273	N	Siena	51 39		
												282	A	La Salle	58 43		
												291	H	Col. of Charleston	76 53		
												317	A	Manhattan	53 39		
LAST 12 Division I GAMES:																	
270	A	Vermont	60 44	83	A	Northeastern	61 59										
150	A	William & Mary	62 58	160	A	Delaware	57 40										
197	A	Elon	59 44	41	H	James Madison	35 51										
119	H	UNCW	67 55	120	H	Towson	54 55										
291	H	Col. of Charleston	76 53	260	A	Richmond	58 35										
252	A	Hofstra	61 49	76	H	Penn	39 55										

Non-Div I Games:

Drexel

Average RPI Win:	208	WON-LOST	WINNING	LAST 10	STRENGTH OF	OPP. STRENGTH	TEAM	ADJ.	CONF.	ADJ CONF.
Average RPI Loss:	103	RECORD	PCT. RANK	GAMES	SCHEDULE	OF SCHEDULE	RPI	RPI	RPI	RPI
DIV. I ONLY	11- 10	154	0- 1	171	82	152	152	17	17	
DIV. I NON-CONF.	6- 7	172	0- 0	95	21	117	117	16	16	
TOTALS	RPI 1-25	RPI 26-50	W-L RECORDS	RPI 51-100	RPI 101-150	RPI 150+				
11- 10	0- 2	0- 2	OVERALL	1- 1	1- 3	9- 2				
5- 4	0- 1	0- 0	HOME	0- 0	0- 2	5- 1				
6- 4	0- 0	0- 2	AWAY	1- 1	1- 1	4- 0				
0- 2	0- 1	0- 0	NEUTRAL	0- 0	0- 0	0- 1				
6- 7	0- 2	0- 2	NON-CONFERENCE	1- 1	1- 1	4- 1				
3- 2	0- 1	0- 0	HOME	0- 0	0- 1	3- 0				
3- 3	0- 0	0- 2	AWAY	1- 1	1- 0	1- 0				
0- 2	0- 1	0- 0	NEUTRAL	0- 0	0- 0	0- 1				
5- 3	0- 0	0- 0	CONFERENCE	0- 0	0- 2	5- 1				
2- 2	0- 0	0- 0	HOME	0- 0	0- 1	2- 1				
3- 1	0- 0	0- 0	AWAY	0- 0	0- 1	3- 0				
0- 0	0- 0	0- 0	NEUTRAL	0- 0	0- 0	0- 0				

RPI 1-25				RPI 26-50				RPI 51-100				RPI 101+ Team's RPI: 152			
RPI	S	Opponent	Score	RPI	S	Opponent	Score	RPI	S	Opponent	Score	RPI	S	Opponent	Score
10	N	Syracuse	71 87	31	A	Texas	41 78	82	A	Kent St.	77 72	123	H	Pittsburgh	58 66
14	H	UCF	63 71	44	A	TCU	48 61	85	A	Toledo	52 65	124	A	Penn St.	64 58
												137	A	Fordham	46 57
												146	H	Davidson	47 62
												175	H	Temple	54 53
												194	H	George Washington	54 55
												202	A	George Mason	60 57
												203	A	St. Bonaventure	60 54
												205	A	Saint Francis (PA)	93 73
												242	N	Liberty	51 55
												247	H	Mt. St. Mary's	73 64
												248	H	ETSU	66 58
												260	H	Richmond	80 54
												265	H	Saint Joseph's	81 73
												282	A	La Salle	66 62
LAST 12 Division I GAMES:															
137	A	Fordham	46 57	146	H	Davidson	47 62								
194	H	George Washington	54 55	203	A	St. Bonaventure	60 54								
282	A	La Salle	66 62	175	H	Temple	54 53								
260	H	Richmond	80 54	123	H	Pittsburgh	58 66								
265	H	Saint Joseph's	81 73	242	N	Liberty	51 55								
202	A	George Mason	60 57	10	N	Syracuse	71 87								

Non-Div I Games:

Duquesne

■ Loss,
 ■ Non-Conf,
 ■ S Site,
 ■ H Home
 ■ A Away
 N Neutral

Average RPI Win:	258	WON-LOST	WINNING	LAST 10	STRENGTH OF	OPP. STRENGTH	TEAM	ADJ.	CONF.	ADJ CONF.
Average RPI Loss:	119	RECORD	PCT. RANK	GAMES	SCHEDULE	OF SCHEDULE	RPI	RPI	RPI	RPI
DIV. I ONLY	6- 17	299	0- 2	77	188	248	248	26	26	
DIV. I NON-CONF.	2- 14	319	0- 2	25	134	226	226	25	25	
TOTALS	RPI 1-25	RPI 26-50	W-L RECORDS	RPI 51-100	RPI 101-150	RPI 150+				
6- 17	0- 3	0- 0	OVERALL	0- 3	1- 6	5- 5				
6- 4	0- 0	0- 0	HOME	0- 1	1- 2	5- 1				
0- 10	0- 1	0- 0	AWAY	0- 2	0- 3	0- 4				
0- 3	0- 2	0- 0	NEUTRAL	0- 0	0- 1	0- 0				
2- 14	0- 3	0- 0	NON-CONFERENCE	0- 3	1- 5	1- 3				
2- 4	0- 0	0- 0	HOME	0- 1	1- 2	1- 1				
0- 7	0- 1	0- 0	AWAY	0- 2	0- 2	0- 2				
0- 3	0- 2	0- 0	NEUTRAL	0- 0	0- 1	0- 0				
4- 3	0- 0	0- 0	CONFERENCE	0- 0	0- 1	4- 2				
4- 0	0- 0	0- 0	HOME	0- 0	0- 0	4- 0				
0- 3	0- 0	0- 0	AWAY	0- 0	0- 1	0- 2				
0- 0	0- 0	0- 0	NEUTRAL	0- 0	0- 0	0- 0				

RPI 1-25				RPI 26-50				RPI 51-100				RPI 101+				Team's RPI: 248
RPI	S	Opponent	Score	RPI	S	Opponent	Score	RPI	S	Opponent	Score	RPI	S	Opponent	Score	
15	N	South Carolina	55 101					62	A	Tennessee	61 80	106	A	South Alabama	74 81	
16	N	Rutgers	44 68					87	A	Cincinnati	64 77	112	H	Houston	77 84	
23	A	Michigan St.	53 75					91	H	Troy	66 84	117	A	Radford	64 79	
												121	N	Western Ky.	68 82	
												128	H	High Point	65 73	
												129	A	Chattanooga	67 76	
												138	H	Appalachian St.	95 64	
												152	A	Duquesne	58 66	
												158	A	Mercer	41 64	
												196	A	UNC Asheville	55 56	
												234	H	N.C. A&T	61 56	
												242	H	Liberty	86 89	
												244	H	Furman	75 70	
												261	A	Samford	58 79	
												290	H	Wofford	92 79	
												307	H	UNC Greensboro	85 76	
												336	H	Western Caro.	88 80	
LAST 12 Division I GAMES:																
				16	N	Rutgers	44 68					290	H	Wofford	92 79	
				121	N	Western Ky.	68 82					244	H	Furman	75 70	
				336	H	Western Caro.	88 80					129	A	Chattanooga	67 76	
				307	H	UNC Greensboro	85 76					128	H	High Point	65 73	
				158	A	Mercer	41 64					62	A	Tennessee	61 80	
				261	A	Samford	58 79					152	A	Duquesne	58 66	

Non-Div I Games:

ETSU

■ Loss,
 ■ Non-Conf,
 ■ S Site,
 ■ Home
 ■ A Away
 N Neutral

East Carolina

Through Games Of Feb. 6, 2019

Average RPI Win:	249	WON-LOST	WINNING	LAST 10	STRENGTH OF	OPP. STRENGTH	TEAM	ADJ.	CONF.	ADJ CONF.
Average RPI Loss:	134	RECORD	PCT. RANK	GAMES	SCHEDULE	OF SCHEDULE	RPI	RPI	RPI	RPI
DIV. I ONLY	11- 11	159	0- 1	215	183	204	204	9	9	
DIV. I NON-CONF.	9- 4	85	0- 0	308	268	197	197	9	9	
TOTALS	RPI 1-25	RPI 26-50	W-L RECORDS	RPI 51-100	RPI 101-150	RPI 150+				
11- 11	0- 2	0- 0	OVERALL	1- 1	1- 3	9- 5				
9- 3	0- 1	0- 0	HOME	1- 0	1- 1	7- 1				
0- 8	0- 1	0- 0	AWAY	0- 1	0- 2	0- 4				
2- 0	0- 0	0- 0	NEUTRAL	0- 0	0- 0	2- 0				
9- 4	0- 0	0- 0	NON-CONFERENCE	1- 1	0- 2	8- 1				
7- 1	0- 0	0- 0	HOME	1- 0	0- 1	6- 0				
0- 3	0- 0	0- 0	AWAY	0- 1	0- 1	0- 1				
2- 0	0- 0	0- 0	NEUTRAL	0- 0	0- 0	2- 0				
2- 7	0- 2	0- 0	CONFERENCE	0- 0	1- 1	1- 4				
2- 2	0- 1	0- 0	HOME	0- 0	1- 0	1- 1				
0- 5	0- 1	0- 0	AWAY	0- 0	0- 1	0- 3				
0- 0	0- 0	0- 0	NEUTRAL	0- 0	0- 0	0- 0				

RPI S Opponent	Score	RPI S Opponent	Score	RPI S Opponent	Score	RPI S Opponent	Score
6 A UConn	55 118			73 A Duke	66 83	119 H UNCW	68 71
14 H UCF	58 61			96 H Wake Forest	70 61	135 A Tulane	57 68
						135 H Tulane	63 61
						150 A William & Mary	43 63
						159 H Tulsa	55 75
						164 A Charlotte	46 52
						175 A Temple	62 84
						179 H UMES	84 69
						227 A Memphis	46 58
						230 H Monmouth	73 67
						242 H Liberty	66 63
						250 A Wichita St.	47 57
						250 H Wichita St.	78 56
						292 N South Carolina St.	71 63
						296 H Kennesaw St.	68 56
						337 H USC Upstate	63 53
						340 H Grand Canyon	59 47
						342 N Longwood	61 52
LAST 12 Division I GAMES:							
6 A UConn	55 118	159 H Tulsa	55 75				
135 H Tulane	63 61	250 H Wichita St.	78 56				
250 A Wichita St.	47 57	135 A Tulane	57 68				
175 A Temple	62 84	119 H UNCW	68 71				
14 H UCF	58 61	73 A Duke	66 83				
227 A Memphis	46 58	292 N South Carolina St.	71 63				

Non-Div I Games:

East Carolina

Loss, Non-Conf, S Site, H Home A Away N Neutral

Average RPI Win:	247	WON-LOST	WINNING	LAST 10	STRENGTH OF	OPP. STRENGTH	TEAM	ADJ.	CONF.	ADJ CONF.
Average RPI Loss:	175	RECORD	PCT. RANK	GAMES	SCHEDULE	OF SCHEDULE	RPI	RPI	RPI	RPI
DIV. I ONLY	6- 12	258	0- 1	202	307	276	276	22	22	
DIV. I NON-CONF.	3- 5	227	0- 0	193	260	217	217	21	21	
TOTALS	RPI 1-25	RPI 26-50	W-L RECORDS	RPI 51-100	RPI 101-150	RPI 150+				
6- 12	0- 0	0- 1	OVERALL	0- 1	1- 3	5- 7				
5- 3	0- 0	0- 0	HOME	0- 0	1- 1	4- 2				
0- 9	0- 0	0- 1	AWAY	0- 1	0- 2	0- 5				
1- 0	0- 0	0- 0	NEUTRAL	0- 0	0- 0	1- 0				
3- 5	0- 0	0- 1	NON-CONFERENCE	0- 1	0- 0	3- 3				
2- 0	0- 0	0- 0	HOME	0- 0	0- 0	2- 0				
0- 5	0- 0	0- 1	AWAY	0- 1	0- 0	0- 3				
1- 0	0- 0	0- 0	NEUTRAL	0- 0	0- 0	1- 0				
3- 7	0- 0	0- 0	CONFERENCE	0- 0	1- 3	2- 4				
3- 3	0- 0	0- 0	HOME	0- 0	1- 1	2- 2				
0- 4	0- 0	0- 0	AWAY	0- 0	0- 2	0- 2				
0- 0	0- 0	0- 0	NEUTRAL	0- 0	0- 0	0- 0				

RPI S	Opponent	Score	RPI S	Opponent	Score	RPI S	Opponent	Score	RPI S	Opponent	Score	Team's RPI: 276
46	A Butler	37 72	95	A Northern Ill.	59 78	118	H Morehead St.	57 67				
						131	A UT Martin	66 90				
						131	H UT Martin	77 71				
						141	A Tennessee Tech	88 99				
						155	A Southern Ill.	59 73				
						156	A Bradley	64 67				
						173	H Indiana St.	63 39				
						217	A Southeast Mo. St.	57 72				
						225	A Jacksonville St.	49 78				
						233	N Western Ill.	64 62				
						235	H SIUE	56 65				
						283	H Austin Peay	60 73				
						288	H Murray St.	75 67				
						294	A Valparaiso	60 62				
						325	H Eastern Ky.	80 60				
						333	H Purdue Fort Wayne	72 63				
LAST 12 Division I GAMES:												
118	H Morehead St.	57 67	141	A Tennessee Tech	88 99							
325	H Eastern Ky.	80 60	225	A Jacksonville St.	49 78							
217	A Southeast Mo. St.	57 72	235	H SIUE	56 65							
131	A UT Martin	66 90	131	H UT Martin	77 71							
283	H Austin Peay	60 73	173	H Indiana St.	63 39							
288	H Murray St.	75 67	95	A Northern Ill.	59 78							

Non-Div I Games: Lincoln Christian 97 34 Eureka 104 48 Oakland City 102 43

Eastern Ill.

Average RPI Win:	0	WON-LOST	WINNING	LAST 10	STRENGTH OF	OPP. STRENGTH	TEAM	ADJ.	CONF.	ADJ CONF.
Average RPI Loss:	169	RECORD	PCT. RANK	GAMES	SCHEDULE	OF SCHEDULE	RPI	RPI	RPI	RPI
DIV. I ONLY	0- 19	351	0- 1	91	279	325	325	22	22	
DIV. I NON-CONF.	0- 9	336	0- 1	19	242	254	254	21	21	
TOTALS	RPI 1-25	RPI 26-50	W-L RECORDS	RPI 51-100	RPI 101-150	RPI 150+				
0- 19	0- 1	0- 1	OVERALL	0- 4	0- 3	0- 10				
0- 6	0- 0	0- 0	HOME	0- 0	0- 2	0- 4				
0- 11	0- 0	0- 1	AWAY	0- 3	0- 1	0- 6				
0- 2	0- 1	0- 0	NEUTRAL	0- 1	0- 0	0- 0				
0- 9	0- 1	0- 1	NON-CONFERENCE	0- 3	0- 1	0- 3				
0- 2	0- 0	0- 0	HOME	0- 0	0- 0	0- 2				
0- 5	0- 0	0- 1	AWAY	0- 2	0- 1	0- 1				
0- 2	0- 1	0- 0	NEUTRAL	0- 1	0- 0	0- 0				
0- 10	0- 0	0- 0	CONFERENCE	0- 1	0- 2	0- 7				
0- 4	0- 0	0- 0	HOME	0- 0	0- 2	0- 2				
0- 6	0- 0	0- 0	AWAY	0- 1	0- 0	0- 5				
0- 0	0- 0	0- 0	NEUTRAL	0- 0	0- 0	0- 0				

RPI 1-25				RPI 26-50				RPI 51-100				RPI 101+ Team's RPI: 325			
RPI	S	Opponent	Score	RPI	S	Opponent	Score	RPI	S	Opponent	Score	RPI	S	Opponent	Score
22	N	Florida St.	45 62	37	A	Ohio	60 100	55	A	Miami (OH)	44 60	131	H	UT Martin	61 87
								64	A	Belmont	43 69	141	H	Tennessee Tech	68 81
								65	A	West Virginia	29 78	142	A	Akron	54 63
								65	N	West Virginia	39 81	195	H	Saint Louis	43 70
												202	H	George Mason	75 91
												217	H	Southeast Mo. St.	42 52
												225	H	Jacksonville St.	44 53
												235	A	SIUE	55 74
												276	A	Eastern Ill.	60 80
												283	A	Austin Peay	65 100
												284	A	Western Mich.	53 64
												288	A	Murray St.	63 81
												293	A	Tennessee St.	38 60
LAST 12 Division I GAMES:															
		65	N	West Virginia	39	81				131	H	UT Martin	61	87	
		235	A	SIUE	55	74				64	A	Belmont	43	69	
		276	A	Eastern Ill.	60	80				293	A	Tennessee St.	38	60	
		141	H	Tennessee Tech	68	81				288	A	Murray St.	63	81	
		225	H	Jacksonville St.	44	53				283	A	Austin Peay	65	100	
		217	H	Southeast Mo. St.	42	52				65	A	West Virginia	29	78	

Non-Div I Games: Brescia 70 41 Ky. Christian 90 35

Eastern Ky.

Loss, Non-Conf, S Site, H Home A Away N Neutral

Average RPI Win:	272	WON-LOST	WINNING	LAST 10	STRENGTH OF	OPP. STRENGTH	TEAM	ADJ.	CONF.	ADJ CONF.
Average RPI Loss:	87	RECORD	PCT. RANK	GAMES	SCHEDULE	OF SCHEDULE	RPI	RPI	RPI	RPI
DIV. I ONLY	9- 10	186	0- 1	193	136	184	184	7	7	
DIV. I NON-CONF.	6- 4	125	0- 0	343	235	253	253	8	8	
TOTALS	RPI 1-25	RPI 26-50	W-L RECORDS	RPI 51-100	RPI 101-150	RPI 150+				
9- 10	0- 3	0- 2	OVERALL	0- 3	1- 0	8- 2				
6- 2	0- 1	0- 0	HOME	0- 1	0- 0	6- 0				
3- 5	0- 1	0- 1	AWAY	0- 2	1- 0	2- 1				
0- 3	0- 1	0- 1	NEUTRAL	0- 0	0- 0	0- 1				
6- 4	0- 1	0- 1	NON-CONFERENCE	0- 0	0- 0	6- 2				
4- 0	0- 0	0- 0	HOME	0- 0	0- 0	4- 0				
2- 1	0- 0	0- 0	AWAY	0- 0	0- 0	2- 1				
0- 3	0- 1	0- 1	NEUTRAL	0- 0	0- 0	0- 1				
3- 6	0- 2	0- 1	CONFERENCE	0- 3	1- 0	2- 0				
2- 2	0- 1	0- 0	HOME	0- 1	0- 0	2- 0				
1- 4	0- 1	0- 1	AWAY	0- 2	1- 0	0- 0				
0- 0	0- 0	0- 0	NEUTRAL	0- 0	0- 0	0- 0				

RPI 1-25				RPI 26-50				RPI 51-100				RPI 101+ Team's RPI: 184			
RPI	S	Opponent	Score	RPI	S	Opponent	Score	RPI	S	Opponent	Score	RPI	S	Opponent	Score
11	N	Iowa St.	59 85	37	A	Ohio	44 85	55	A	Miami (OH)	58 63	142	A	Akron	72 60
24	H	Buffalo	84 91	46	N	Butler	63 73	82	A	Kent St.	64 71	186	A	Illinois	66 72
25	A	Central Mich.	61 71					95	H	Northern Ill.	65 68	188	H	Illinois St.	50 41
												228	H	Bowling Green	81 74
												274	H	Cleveland St.	69 63
												284	H	Western Mich.	64 61
												307	N	UNC Greensboro	44 49
												330	H	Detroit Mercy	60 53
												331	H	UIC	52 38
												333	A	Purdue Fort Wayne	87 72
												342	A	Longwood	64 45
LAST 12 Division I GAMES:															
55	A	Miami (OH)	58 63	284	H	Western Mich.	64 61								
95	H	Northern Ill.	65 68	24	H	Buffalo	84 91								
25	A	Central Mich.	61 71	82	A	Kent St.	64 71								
228	H	Bowling Green	81 74	46	N	Butler	63 73								
37	A	Ohio	44 85	307	N	UNC Greensboro	44 49								
142	A	Akron	72 60	342	A	Longwood	64 45								

Non-Div I Games: Northwood 53 39

Eastern Mich.

■ Loss,
 ■ Non-Conf,
 ■ S Site,
 ■ Home
 ■ A Away
 N Neutral

Average RPI Win:	216	WON-LOST	WINNING	LAST 10	STRENGTH OF	OPP. STRENGTH	TEAM	ADJ.	CONF.	ADJ CONF.
Average RPI Loss:	122	RECORD	PCT. RANK	GAMES	SCHEDULE	OF SCHEDULE	RPI	RPI	RPI	RPI
DIV. I ONLY	4- 14	310	1- 0	60	172	191	191	16	16	
DIV. I NON-CONF.	0- 8	336	0- 0	9	146	219	219	12	12	
TOTALS	RPI 1-25	RPI 26-50	W-L RECORDS	RPI 51-100	RPI 101-150	RPI 150+				
4- 14	0- 1	0- 3	OVERALL	0- 3	2- 2	2- 5				
0- 6	0- 1	0- 1	HOME	0- 0	0- 2	0- 2				
4- 6	0- 0	0- 1	AWAY	0- 3	2- 0	2- 2				
0- 2	0- 0	0- 1	NEUTRAL	0- 0	0- 0	0- 1				
0- 8	0- 1	0- 3	NON-CONFERENCE	0- 1	0- 1	0- 2				
0- 3	0- 1	0- 1	HOME	0- 0	0- 1	0- 0				
0- 3	0- 0	0- 1	AWAY	0- 1	0- 0	0- 1				
0- 2	0- 0	0- 1	NEUTRAL	0- 0	0- 0	0- 1				
4- 6	0- 0	0- 0	CONFERENCE	0- 2	2- 1	2- 3				
0- 3	0- 0	0- 0	HOME	0- 0	0- 1	0- 2				
4- 3	0- 0	0- 0	AWAY	0- 2	2- 0	2- 1				
0- 0	0- 0	0- 0	NEUTRAL	0- 0	0- 0	0- 0				

RPI 1-25				RPI 26-50				RPI 51-100				RPI 101+ Team's RPI: 191			
RPI	S	Opponent	Score	RPI	S	Opponent	Score	RPI	S	Opponent	Score	RPI	S	Opponent	Score
12	H	Gonzaga	51 63	29	H	Utah	51 95	58	A	Boise St.	55 67	109	H	Northern Colo.	62 67
				30	N	Oregon St.	45 93	77	A	Idaho St.	48 63	121	H	Fresno St.	58 68
				33	A	BYU	65 80	94	A	Idaho	68 84	140	A	Montana St.	89 87
												145	A	Montana	68 62
												163	H	Portland St.	64 76
												171	N	UC Riverside	45 57
												238	H	Sacramento St.	70 73
												257	A	Southern Utah	63 73
												269	A	Northern Ariz.	64 62
												308	A	Weber St.	64 58
												319	A	Cal Poly	55 59
LAST 12 Division I GAMES:															
269	A	Northern Ariz.	64 62	109	H	Northern Colo.	62 67								
257	A	Southern Utah	63 73	94	A	Idaho	68 84								
238	H	Sacramento St.	70 73	77	A	Idaho St.	48 63								
163	H	Portland St.	64 76	308	A	Weber St.	64 58								
140	A	Montana St.	89 87	171	N	UC Riverside	45 57								
145	A	Montana	68 62	30	N	Oregon St.	45 93								

Non-Div I Games: Eastern Ore. 66 45

Eastern Wash.

■ Loss,
■ Non-Conf,
■ S Site,
■ H Home
■ A Away
N Neutral

Average RPI Win: 243	WON-LOST	WINNING	LAST 10	STRENGTH OF	OPP. STRENGTH	TEAM	ADJ.	CONF.	ADJ CONF.
Average RPI Loss: 113	RECORD	PCT. RANK	GAMES	SCHEDULE	OF SCHEDULE	RPI	RPI	RPI	RPI
DIV. I ONLY	6- 13	269	0- 1	84	184	197	197	10	10
DIV. I NON-CONF.	4- 6	212	0- 0	111	247	189	189	11	11
TOTALS	RPI 1-25	RPI 26-50	W-L RECORDS	RPI 51-100	RPI 101-150	RPI 150+			
6- 13	0- 1	0- 1	OVERALL	0- 4	1- 4	5- 3			
3- 6	0- 1	0- 0	HOME	0- 2	1- 1	2- 2			
3- 7	0- 0	0- 1	AWAY	0- 2	0- 3	3- 1			
0- 0	0- 0	0- 0	NEUTRAL	0- 0	0- 0	0- 0			
4- 6	0- 1	0- 0	NON-CONFERENCE	0- 2	1- 1	3- 2			
2- 3	0- 1	0- 0	HOME	0- 1	1- 0	1- 1			
2- 3	0- 0	0- 0	AWAY	0- 1	0- 1	2- 1			
0- 0	0- 0	0- 0	NEUTRAL	0- 0	0- 0	0- 0			
2- 7	0- 0	0- 1	CONFERENCE	0- 2	0- 3	2- 1			
1- 3	0- 0	0- 0	HOME	0- 1	0- 1	1- 1			
1- 4	0- 0	0- 1	AWAY	0- 1	0- 2	1- 0			
0- 0	0- 0	0- 0	NEUTRAL	0- 0	0- 0	0- 0			

RPI 1-25				RPI 26-50				RPI 51-100				RPI 101+ Team's RPI: 197			
RPI	S	Opponent	Score	RPI	S	Opponent	Score	RPI	S	Opponent	Score	RPI	S	Opponent	Score
20	H	North Carolina	69 100	41	A	James Madison	30 82	53	H	Auburn	44 96	119	H	UNCW	70 75
								73	A	Duke	64 81	120	A	Towson	58 59
								83	A	Northeastern	71 79	138	A	Appalachian St.	62 65
								86	H	Drexel	44 59	146	H	Davidson	73 72
												150	A	William & Mary	60 65
												151	H	Marist	57 61
												160	H	Delaware	63 74
												189	A	Hampton	77 62
												234	H	N.C. A&T	73 64
												252	A	Hofstra	77 64
												271	A	Winthrop	57 58
												291	H	Col. of Charleston	76 68
												343	A	N.C. Central	83 54
LAST 12 Division I GAMES:															
160	H	Delaware	63 74	291	H	Col. of Charleston	76 68								
86	H	Drexel	44 59	252	A	Hofstra	77 64								
41	A	James Madison	30 82	83	A	Northeastern	71 79								
120	A	Towson	58 59	53	H	Auburn	44 96								
150	A	William & Mary	60 65	234	H	N.C. A&T	73 64								
119	H	UNCW	70 75	271	A	Winthrop	57 58								

Non-Div I Games: Chowan

88 74

Elon

Average RPI Win:	315	WON-LOST	WINNING	LAST 10	STRENGTH OF	OPP. STRENGTH	TEAM	ADJ.	CONF.	ADJ CONF.
Average RPI Loss:	190	RECORD	PCT. RANK	GAMES	SCHEDULE	OF SCHEDULE	RPI	RPI	RPI	RPI
DIV. I ONLY	2- 18	337	0- 1	271	272	338	338	13	13	
DIV. I NON-CONF.	2- 9	297	0- 0	338	340	346	346	14	14	
TOTALS	RPI 1-25	RPI 26-50	W-L RECORDS	RPI 51-100	RPI 101-150	RPI 150+				
2- 18	0- 1	0- 0	OVERALL	0- 2	0- 2	2- 13				
1- 9	0- 1	0- 0	HOME	0- 1	0- 0	1- 7				
1- 9	0- 0	0- 0	AWAY	0- 1	0- 2	1- 6				
0- 0	0- 0	0- 0	NEUTRAL	0- 0	0- 0	0- 0				
2- 9	0- 0	0- 0	NON-CONFERENCE	0- 0	0- 2	2- 7				
1- 4	0- 0	0- 0	HOME	0- 0	0- 0	1- 4				
1- 5	0- 0	0- 0	AWAY	0- 0	0- 2	1- 3				
0- 0	0- 0	0- 0	NEUTRAL	0- 0	0- 0	0- 0				
0- 9	0- 1	0- 0	CONFERENCE	0- 2	0- 0	0- 6				
0- 5	0- 1	0- 0	HOME	0- 1	0- 0	0- 3				
0- 4	0- 0	0- 0	AWAY	0- 1	0- 0	0- 3				
0- 0	0- 0	0- 0	NEUTRAL	0- 0	0- 0	0- 0				

RPI S	Opponent	Score	RPI S	Opponent	Score	RPI S	Opponent	Score	RPI S	Opponent	Score	Team's RPI: 338
19	H Drake	47 78				67	A Missouri St.	66 88	108	A Dayton	30 69	
						93	H UNI	46 74	118	A Morehead St.	63 85	
									155	A Southern Ill.	47 67	
									156	H Bradley	68 75	
									173	H Indiana St.	69 76	
									181	A Wisconsin	60 96	
									188	H Illinois St.	61 72	
									217	H Southeast Mo. St.	50 54	
									231	A Marshall	65 72	
									232	A Loyola Chicago	56 61	
									235	H SIUE	45 54	
									283	H Austin Peay	56 52	
									288	A Murray St.	53 81	
									294	A Valparaiso	49 93	
									331	H UIC	54 62	
									333	H Purdue Fort Wayne	66 72	
									346	A Chicago St.	67 58	
LAST 12 Division I GAMES:												
173	H Indiana St.	69 76	156	H Bradley	68 75							
19	H Drake	47 78	67	A Missouri St.	66 88							
93	H UNI	46 74	155	A Southern Ill.	47 67							
294	A Valparaiso	49 93	181	A Wisconsin	60 96							
232	A Loyola Chicago	56 61	283	H Austin Peay	56 52							
188	H Illinois St.	61 72	108	A Dayton	30 69							

Non-Div I Games:

Evansville

Average RPI Win: 233	WON-LOST	WINNING	LAST 10	STRENGTH OF	OPP. STRENGTH	TEAM	ADJ.	CONF.	ADJ CONF.
Average RPI Loss: 62	RECORD	PCT. RANK	GAMES	SCHEDULE	OF SCHEDULE	RPI	RPI	RPI	RPI
DIV. I ONLY	16- 4	27	1- 0	177	210	70	70	24	24
DIV. I NON-CONF.	7- 4	109	0- 0	142	71	96	96	27	27
TOTALS	RPI 1-25	RPI 26-50	W-L RECORDS	RPI 51-100	RPI 101-150	RPI 150+			
16- 4	0- 1	0- 1	OVERALL	1- 1	3- 1	12- 0			
9- 1	0- 0	0- 0	HOME	0- 0	2- 1	7- 0			
6- 2	0- 0	0- 1	AWAY	0- 1	1- 0	5- 0			
1- 1	0- 1	0- 0	NEUTRAL	1- 0	0- 0	0- 0			
7- 4	0- 1	0- 1	NON-CONFERENCE	1- 1	1- 1	5- 0			
4- 1	0- 0	0- 0	HOME	0- 0	1- 1	3- 0			
2- 2	0- 0	0- 1	AWAY	0- 1	0- 0	2- 0			
1- 1	0- 1	0- 0	NEUTRAL	1- 0	0- 0	0- 0			
9- 0	0- 0	0- 0	CONFERENCE	0- 0	2- 0	7- 0			
5- 0	0- 0	0- 0	HOME	0- 0	1- 0	4- 0			
4- 0	0- 0	0- 0	AWAY	0- 0	1- 0	3- 0			
0- 0	0- 0	0- 0	NEUTRAL	0- 0	0- 0	0- 0			

RPI 1-25				RPI 26-50				RPI 51-100				Team's RPI: 70		RPI 101+			
RPI	S	Opponent	Score	RPI	S	Opponent	Score	RPI	S	Opponent	Score			RPI	S	Opponent	Score
4	N	Stanford	65 88	28	A	South Dakota St.	62 80	73	A	Duke	41 57			112	H	Houston	76 71
								97	N	American	90 71			143	H	UAB	60 62
														147	A	North Ala.	68 52
														147	H	North Ala.	76 51
														161	H	Abilene Christian	81 65
														205	A	Saint Francis (PA)	83 69
														222	H	Jacksonville	82 58
														242	H	Liberty	68 50
														259	A	Hawaii	73 67
														286	A	North Florida	105 66
														286	H	North Florida	80 48
														296	A	Kennesaw St.	69 46
														311	A	NJIT	67 35
														313	H	FIU	100 58
														315	H	Coppin St.	93 61
														329	H	Lipscomb	82 40
LAST 12 Division I GAMES:																	
				147	H	North Ala.	76 51					286	A	North Florida	105 66		
				222	H	Jacksonville	82 58					147	A	North Ala.	68 52		
				311	A	NJIT	67 35					242	H	Liberty	68 50		
				286	H	North Florida	80 48					73	A	Duke	41 57		
				329	H	Lipscomb	82 40					143	H	UAB	60 62		
				296	A	Kennesaw St.	69 46					315	H	Coppin St.	93 61		

Non-Div I Games: Fla. Memorial 99 68 Johnson & Wales (FI109 64

FGCU

Loss, Non-Conf, S Site, H Home A Away N Neutral

Average RPI Win:	334	WON-LOST	WINNING	LAST 10	STRENGTH OF	OPP. STRENGTH	TEAM	ADJ.	CONF.	ADJ CONF.
Average RPI Loss:	168	RECORD	PCT. RANK	GAMES	SCHEDULE	OF SCHEDULE	RPI	RPI	RPI	RPI
DIV. I ONLY	3- 18	329	0- 1	134	320	313	313	14	14	
DIV. I NON-CONF.	3- 9	271	0- 1	198	349	322	322	19	19	
TOTALS	RPI 1-25	RPI 26-50	W-L RECORDS	RPI 51-100	RPI 101-150	RPI 150+				
3- 18	0- 0	0- 1	OVERALL	0- 3	0- 3	3- 11				
3- 10	0- 0	0- 1	HOME	0- 1	0- 3	3- 5				
0- 8	0- 0	0- 0	AWAY	0- 2	0- 0	0- 6				
0- 0	0- 0	0- 0	NEUTRAL	0- 0	0- 0	0- 0				
3- 9	0- 0	0- 1	NON-CONFERENCE	0- 1	0- 1	3- 6				
3- 6	0- 0	0- 1	HOME	0- 0	0- 1	3- 4				
0- 3	0- 0	0- 0	AWAY	0- 1	0- 0	0- 2				
0- 0	0- 0	0- 0	NEUTRAL	0- 0	0- 0	0- 0				
0- 9	0- 0	0- 0	CONFERENCE	0- 2	0- 2	0- 5				
0- 4	0- 0	0- 0	HOME	0- 1	0- 2	0- 1				
0- 5	0- 0	0- 0	AWAY	0- 1	0- 0	0- 4				
0- 0	0- 0	0- 0	NEUTRAL	0- 0	0- 0	0- 0				

RPI S	Opponent	Score	RPI S	Opponent	Score	RPI S	Opponent	Score	RPI S	Opponent	Score	Team's RPI: 313
26	H Miami (FL)	43 94	61	H Middle Tenn.	43 49	106	H South Alabama	77 84				
			66	A Old Dominion	68 95	121	H Western Ky.	82 94				
			70	A FGCU	58 100	143	H UAB	59 83				
						153	H Georgia St.	61 67				
						157	A Louisiana Tech	72 90				
						164	A Charlotte	54 69				
						185	A Southern Miss.	57 71				
						218	H Howard	62 89				
						222	H Jacksonville	62 73				
						231	H Marshall	58 86				
						254	H Campbell	54 59				
						268	A Bethune-Cookman	57 68				
						286	A North Florida	53 62				
						287	A Fla. Atlantic	55 77				
						302	H Morgan St.	59 50				
						349	H Florida A&M	77 54				
						350	H Alcorn	75 40				
LAST 12 Division I GAMES:												
106	H South Alabama	77 84	121	H Western Ky.	82 94							
254	H Campbell	54 59	66	A Old Dominion	68 95							
157	A Louisiana Tech	72 90	164	A Charlotte	54 69							
185	A Southern Miss.	57 71	143	H UAB	59 83							
287	A Fla. Atlantic	55 77	61	H Middle Tenn.	43 49							
231	H Marshall	58 86	222	H Jacksonville	62 73							

Non-Div I Games: Palm Beach Atl. 63 66

FIU

Fairfield

Through Games Of Feb. 6, 2019

Average RPI Win:	309	WON-LOST	WINNING	LAST 10	STRENGTH OF	OPP. STRENGTH	TEAM	ADJ.	CONF.	ADJ CONF.
Average RPI Loss:	196	RECORD	PCT. RANK	GAMES	SCHEDULE	OF SCHEDULE	RPI	RPI	RPI	RPI
DIV. I ONLY	5- 16	303	0- 1	296	301	318	318	27	27	
DIV. I NON-CONF.	3- 8	267	0- 0	281	310	305	305	28	28	
TOTALS	RPI 1-25	RPI 26-50	W-L RECORDS	RPI 51-100	RPI 101-150	RPI 150+				
5- 16	0- 0	0- 1	OVERALL	0- 2	0- 1	5- 12				
2- 5	0- 0	0- 0	HOME	0- 1	0- 1	2- 3				
2- 8	0- 0	0- 0	AWAY	0- 1	0- 0	2- 7				
1- 3	0- 0	0- 1	NEUTRAL	0- 0	0- 0	1- 2				
3- 8	0- 0	0- 1	NON-CONFERENCE	0- 1	0- 1	3- 5				
1- 2	0- 0	0- 0	HOME	0- 1	0- 1	1- 0				
1- 3	0- 0	0- 0	AWAY	0- 0	0- 0	1- 3				
1- 3	0- 0	0- 1	NEUTRAL	0- 0	0- 0	1- 2				
2- 8	0- 0	0- 0	CONFERENCE	0- 1	0- 0	2- 7				
1- 3	0- 0	0- 0	HOME	0- 0	0- 0	1- 3				
1- 5	0- 0	0- 0	AWAY	0- 1	0- 0	1- 4				
0- 0	0- 0	0- 0	NEUTRAL	0- 0	0- 0	0- 0				

RPI S	Opponent	Score	RPI S	Opponent	Score	RPI S	Opponent	Score	RPI S	Opponent	Score	Team's RPI: 318
47 N	Bucknell	54 77	63 A	Quinnipiac	36 81	150 H	William & Mary	54 60	151 H	Marist	46 56	
			83 H	Northeastern	50 59	169 A	Xavier	35 48	192 A	Rider	59 62	
						206 N	Massachusetts	49 59	223 A	Dartmouth	46 59	
						224 A	Niagara	68 71	230 H	Monmouth	63 73	
						241 A	Brown	49 68	244 N	Furman	70 77	
						260 A	Richmond	58 40	273 H	Siena	59 55	
						277 A	Canisius	50 53	317 A	Manhattan	41 47	
						321 H	Saint Peter's	65 68	331 N	UIC	68 60	
						332 A	Iona	55 42	351 H	LIU Brooklyn	71 43	
LAST 12 Division I GAMES:												
230 H	Monmouth	63 73	321 H	Saint Peter's	65 68							
317 A	Manhattan	41 47	151 H	Marist	46 56							
273 H	Siena	59 55	192 A	Rider	59 62							
332 A	Iona	55 42	63 A	Quinnipiac	36 81							
224 A	Niagara	68 71	331 N	UIC	68 60							
277 A	Canisius	50 53	244 N	Furman	70 77							

Non-Div I Games:

Fairfield

■ Loss,
 ■ Non-Conf,
 S Site,
 ■ Home
 ■ Away
 N Neutral

Ralphie Bickmon				Through Games Of Feb. 9, 1919						
Average RPI Win:	315	WON-LOST	WINNING	LAST 10	STRENGTH OF	OPP. STRENGTH	TEAM	ADJ.	CONF.	ADJ CONF.
Average RPI Loss:	250	RECORD	PCT. RANK	GAMES	SCHEDULE	OF SCHEDULE	RPI	RPI	RPI	RPI
DIV. I ONLY	4- 14	310	0- 1	342	350	344	344	31	31	
DIV. I NON-CONF.	1- 8	322	0- 0	328	345	350	350	31	31	
TOTALS	RPI 1-25	RPI 26-50	W-L RECORDS	RPI 51-100	RPI 101-150	RPI 150+				
4- 14	0- 0	0- 0	OVERALL	0- 0	0- 0	4- 14				
3- 5	0- 0	0- 0	HOME	0- 0	0- 0	3- 5				
1- 9	0- 0	0- 0	AWAY	0- 0	0- 0	1- 9				
0- 0	0- 0	0- 0	NEUTRAL	0- 0	0- 0	0- 0				
1- 8	0- 0	0- 0	NON-CONFERENCE	0- 0	0- 0	1- 8				
1- 2	0- 0	0- 0	HOME	0- 0	0- 0	1- 2				
0- 6	0- 0	0- 0	AWAY	0- 0	0- 0	0- 6				
0- 0	0- 0	0- 0	NEUTRAL	0- 0	0- 0	0- 0				
3- 6	0- 0	0- 0	CONFERENCE	0- 0	0- 0	3- 6				
2- 3	0- 0	0- 0	HOME	0- 0	0- 0	2- 3				
1- 3	0- 0	0- 0	AWAY	0- 0	0- 0	1- 3				
0- 0	0- 0	0- 0	NEUTRAL	0- 0	0- 0	0- 0				

RPI 1-25				RPI 26-50				RPI 51-100				RPI 101+				Team's RPI: 344	
RPI	S	Opponent	Score	RPI	S	Opponent	Score	RPI	S	Opponent	Score	RPI	S	Opponent	Score		
												162	A	Stony Brook	49	63	
												205	A	Saint Francis (PA)	64	75	
												214	A	Robert Morris	49	71	
												214	H	Robert Morris	43	63	
												218	H	Howard	58	79	
												226	A	Colgate	52	71	
												243	A	Binghamton	54	73	
												247	H	Mt. St. Mary's	47	63	
												249	A	Air Force	37	85	
												256	H	St. Francis Brooklyn	53	64	
												297	H	Central Conn. St.	74	67	
												299	A	Army West Point	40	62	
												300	H	Bryant	63	53	
												311	H	NJIT	64	43	
												321	A	Saint Peter's	58	75	
												323	H	Lafayette	57	63	
												328	A	Wagner	59	71	
												351	A	LIU Brooklyn	69	52	
LAST 12 Division I GAMES:																	
				214	H	Robert Morris	43	63	297	H	Central Conn. St.	74	67				
				300	H	Bryant	63	53	214	A	Robert Morris	49	71				
				256	H	St. Francis Brooklyn	53	64	205	A	Saint Francis (PA)	64	75				
				247	H	Mt. St. Mary's	47	63	321	A	Saint Peter's	58	75				
				351	A	LIU Brooklyn	69	52	162	A	Stony Brook	49	63				
				328	A	Wagner	59	71	299	A	Army West Point	40	62				

Non-Div I Games:	Georgian Court	70	45	Rutgers-Newark	97	51
------------------	----------------	----	----	----------------	----	----

Fairleigh Dickinson

■ Loss, ■ Non-Conf, S Site, H Home A Away N Neutral

Average RPI Win:	292	WON-LOST	WINNING	LAST 10	STRENGTH OF	OPP. STRENGTH	TEAM	ADJ.	CONF.	ADJ CONF.
Average RPI Loss:	157	RECORD	PCT. RANK	GAMES	SCHEDULE	OF SCHEDULE	RPI	RPI	RPI	RPI
DIV. I ONLY	4- 18	320	0- 1	111	265	287	287	14	14	
DIV. I NON-CONF.	3- 10	278	0- 1	157	319	291	291	19	19	
TOTALS	RPI 1-25	RPI 26-50	W-L RECORDS	RPI 51-100	RPI 101-150	RPI 150+				
4- 18	0- 1	0- 0	OVERALL	0- 3	0- 3	4- 11				
3- 10	0- 0	0- 0	HOME	0- 1	0- 2	3- 7				
1- 8	0- 1	0- 0	AWAY	0- 2	0- 1	1- 4				
0- 0	0- 0	0- 0	NEUTRAL	0- 0	0- 0	0- 0				
3- 10	0- 1	0- 0	NON-CONFERENCE	0- 1	0- 1	3- 7				
2- 6	0- 0	0- 0	HOME	0- 0	0- 0	2- 6				
1- 4	0- 1	0- 0	AWAY	0- 1	0- 1	1- 1				
0- 0	0- 0	0- 0	NEUTRAL	0- 0	0- 0	0- 0				
1- 8	0- 0	0- 0	CONFERENCE	0- 2	0- 2	1- 4				
1- 4	0- 0	0- 0	HOME	0- 1	0- 2	1- 1				
0- 4	0- 0	0- 0	AWAY	0- 1	0- 0	0- 3				
0- 0	0- 0	0- 0	NEUTRAL	0- 0	0- 0	0- 0				

RPI 1-25				RPI 26-50				RPI 51-100				RPI 101+ Team's RPI: 287			
RPI	S	Opponent	Score	RPI	S	Opponent	Score	RPI	S	Opponent	Score	RPI	S	Opponent	Score
23	A	Michigan St.	74 89					61	H	Middle Tenn.	55 74	121	H	Western Ky.	50 81
								66	A	Old Dominion	53 87	135	A	Tulane	45 88
								80	A	Little Rock	38 61	143	H	UAB	64 89
												153	H	Georgia St.	59 75
												156	H	Bradley	59 80
												157	A	Louisiana Tech	55 86
												164	A	Charlotte	47 68
												185	A	Southern Miss.	45 67
												189	H	Hampton	68 72
												195	H	Saint Louis	61 93
												231	H	Marshall	67 72
												234	H	N.C. A&T	65 67
												244	A	Furman	57 73
												260	H	Richmond	69 55
												273	A	Siena	70 66
												284	H	Western Mich.	59 69
												313	H	FIU	77 55
												323	H	Lafayette	53 49
LAST 12 Division I GAMES:															
195	H	Saint Louis	61 93	231	H	Marshall	67 72								
156	H	Bradley	59 80	164	A	Charlotte	47 68								
185	A	Southern Miss.	45 67	66	A	Old Dominion	53 87								
157	A	Louisiana Tech	55 86	61	H	Middle Tenn.	55 74								
313	H	FIU	77 55	143	H	UAB	64 89								
121	H	Western Ky.	50 81	234	H	N.C. A&T	65 67								

Non-Div I Games:

Fla. Atlantic

Average RPI Win:	223	WON-LOST	WINNING	LAST 10	STRENGTH OF	OPP. STRENGTH	TEAM	ADJ.	CONF.	ADJ CONF.
Average RPI Loss:	91	RECORD	PCT. RANK	GAMES	SCHEDULE	OF SCHEDULE	RPI	RPI	RPI	RPI
DIV. I ONLY	5- 17	308	0- 1	41	85	208	208	5	5	
DIV. I NON-CONF.	4- 9	252	0- 1	120	202	257	257	5	5	
TOTALS	RPI 1-25	RPI 26-50	W-L RECORDS	RPI 51-100	RPI 101-150	RPI 150+				
5- 17	0- 3	1- 3	OVERALL	0- 6	1- 1	3- 4				
5- 6	0- 1	1- 0	HOME	0- 4	1- 0	3- 1				
0- 10	0- 2	0- 2	AWAY	0- 2	0- 1	0- 3				
0- 1	0- 0	0- 1	NEUTRAL	0- 0	0- 0	0- 0				
4- 9	0- 1	0- 2	NON-CONFERENCE	0- 3	1- 0	3- 3				
4- 3	0- 0	0- 0	HOME	0- 2	1- 0	3- 1				
0- 5	0- 1	0- 1	AWAY	0- 1	0- 0	0- 2				
0- 1	0- 0	0- 1	NEUTRAL	0- 0	0- 0	0- 0				
1- 8	0- 2	1- 1	CONFERENCE	0- 3	0- 1	0- 1				
1- 3	0- 1	1- 0	HOME	0- 2	0- 0	0- 0				
0- 5	0- 1	0- 1	AWAY	0- 1	0- 1	0- 1				
0- 0	0- 0	0- 0	NEUTRAL	0- 0	0- 0	0- 0				

RPI 1-25				RPI 26-50				RPI 51-100				RPI 101+ Team's RPI: 208			
RPI	S	Opponent	Score	RPI	S	Opponent	Score	RPI	S	Opponent	Score	RPI	S	Opponent	Score
7	H	Mississippi St.	42 90	29	N	Utah	58 74	53	H	Auburn	56 64	113	A	Alabama	67 74
15	A	South Carolina	40 71	32	A	Kentucky	51 62	62	A	Tennessee	50 67	149	H	Texas Tech	72 67
22	A	Florida St.	56 63	34	H	Missouri	58 56	74	H	Arkansas	73 83	158	A	Mercer	82 92
				39	A	Indiana	64 83	83	H	Northeastern	66 79	198	A	Ole Miss	66 76
								88	H	Northwestern	74 83	211	A	UNLV	53 56
								98	A	Ohio St.	41 46	258	H	Gardner-Webb	58 60
												268	H	Bethune-Cookman	64 53
												316	H	Charleston So.	70 60
												349	H	Florida A&M	62 38
LAST 12 Division I GAMES:															
211	A	UNLV	53 56	34	H	Missouri	58 56	15	A	South Carolina	40 71	53	H	Auburn	56 64
32	A	Kentucky	51 62	113	A	Alabama	67 74	316	H	Charleston So.	70 60	29	N	Utah	58 74
62	A	Tennessee	50 67	74	H	Arkansas	73 83								
7	H	Mississippi St.	42 90												
198	A	Ole Miss	66 76												

Non-Div I Games:

Florida

■ Loss,
 ■ Non-Conf, S Site,
 ■ Home
 ■ Away
 N Neutral

Average RPI Win:	201	WON-LOST	WINNING	LAST 10	STRENGTH OF	OPP. STRENGTH	TEAM	ADJ.	CONF.	ADJ CONF.
Average RPI Loss:	237	RECORD	PCT. RANK	GAMES	SCHEDULE	OF SCHEDULE	RPI	RPI	RPI	RPI
DIV. I ONLY	2- 18	337	0- 1	338	315	349	349	32	32	
DIV. I NON-CONF.	1- 10	330	0- 1	261	218	338	338	32	32	
TOTALS	RPI 1-25	RPI 26-50	W-L RECORDS	RPI 51-100	RPI 101-150	RPI 150+				
2- 18	0- 0	0- 1	OVERALL	1- 1	0- 1	1- 15				
2- 5	0- 0	0- 0	HOME	1- 0	0- 0	1- 5				
0- 10	0- 0	0- 1	AWAY	0- 1	0- 0	0- 8				
0- 3	0- 0	0- 0	NEUTRAL	0- 0	0- 1	0- 2				
1- 10	0- 0	0- 1	NON-CONFERENCE	1- 1	0- 1	0- 7				
1- 1	0- 0	0- 0	HOME	1- 0	0- 0	0- 1				
0- 6	0- 0	0- 1	AWAY	0- 1	0- 0	0- 4				
0- 3	0- 0	0- 0	NEUTRAL	0- 0	0- 1	0- 2				
1- 8	0- 0	0- 0	CONFERENCE	0- 0	0- 0	1- 8				
1- 4	0- 0	0- 0	HOME	0- 0	0- 0	1- 4				
0- 4	0- 0	0- 0	AWAY	0- 0	0- 0	0- 4				
0- 0	0- 0	0- 0	NEUTRAL	0- 0	0- 0	0- 0				

RPI S	Opponent	Score	RPI S	Opponent	Score	RPI S	Opponent	Score	RPI S	Opponent	Score	Team's RPI: 349
26	A Miami (FL)	54 103	55	H Miami (OH)	57 56	62	A Tennessee	31 96	135	N Tulane	34 78	
									179	H UMES	36 68	
									208	A Florida	38 62	
									209	A Stetson	44 69	
									218	A Howard	68 74	
									225	H Jacksonville St.	31 62	
									234	H N.C. A&T	48 56	
									267	A Norfolk St.	58 60	
									284	N Western Mich.	50 69	
									286	A North Florida	53 64	
									302	A Morgan St.	71 75	
									310	N Omaha	50 57	
									313	A FIU	54 77	
									315	A Coppin St.	53 73	
									343	H N.C. Central	57 64	
									347	H Delaware St.	57 52	
									348	H Savannah St.	50 54	
LAST 12 Division I GAMES:												
310	N Omaha	50 57	179	H UMES	36 68							
343	H N.C. Central	57 64	348	H Savannah St.	50 54							
234	H N.C. A&T	48 56	267	A Norfolk St.	58 60							
302	A Morgan St.	71 75	218	A Howard	68 74							
315	A Coppin St.	53 73	135	N Tulane	34 78							
347	H Delaware St.	57 52	26	A Miami (FL)	54 103							

Non-Div I Games: Edward Waters 70 64

Florida A&M

■ Loss,
 ■ Non-Conf,
 ■ S Site,
 ■ Home
 ■ A Away
 N Neutral

Average RPI Win:	130	WON-LOST	WINNING	LAST 10	STRENGTH OF	OPP. STRENGTH	TEAM	ADJ.	CONF.	ADJ CONF.
Average RPI Loss:	36	RECORD	PCT. RANK	GAMES	SCHEDULE	OF SCHEDULE	RPI	RPI	RPI	RPI
DIV. I ONLY	19- 3	11	1- 0	67	16	22	22	1	1	
DIV. I NON-CONF.	12- 1	11	1- 0	153	64	32	32	1	1	
TOTALS	RPI 1-25	RPI 26-50	W-L RECORDS	RPI 51-100	RPI 101-150	RPI 150+				
19- 3	2- 1	1- 1	OVERALL	6- 1	3- 0	7- 0				
10- 3	0- 1	1- 1	HOME	4- 1	1- 0	4- 0				
7- 0	1- 0	0- 0	AWAY	2- 0	2- 0	2- 0				
2- 0	1- 0	0- 0	NEUTRAL	0- 0	0- 0	1- 0				
12- 1	1- 0	0- 0	NON-CONFERENCE	2- 1	2- 0	7- 0				
7- 1	0- 0	0- 0	HOME	2- 1	1- 0	4- 0				
3- 0	0- 0	0- 0	AWAY	0- 0	1- 0	2- 0				
2- 0	1- 0	0- 0	NEUTRAL	0- 0	0- 0	1- 0				
7- 2	1- 1	1- 1	CONFERENCE	4- 0	1- 0	0- 0				
3- 2	0- 1	1- 1	HOME	2- 0	0- 0	0- 0				
4- 0	1- 0	0- 0	AWAY	2- 0	1- 0	0- 0				
0- 0	0- 0	0- 0	NEUTRAL	0- 0	0- 0	0- 0				

RPI S	Opponent	Score	RPI S	Opponent	Score	RPI S	Opponent	Score	RPI S	Opponent	Score
3 H	Louisville	49 68	26 H	Miami (FL)	62 58	56 H	LSU	45 58	101 A	Boston College	91 71
13 N	Iowa	71 67	48 H	Clemson	45 57	57 A	Virginia Tech	56 54	124 H	Penn St.	87 58
20 A	North Carolina	64 63				73 H	Duke	66 62	126 A	St. John's (NY)	57 53
						91 H	Troy	103 67	153 H	Georgia St.	79 43
						96 H	Wake Forest	85 61	158 A	Mercer	57 56
						99 A	Virginia	63 61	190 A	Milwaukee	87 62
						100 H	Creighton	71 52	208 H	Florida	63 56
									222 H	Jacksonville	79 46
									286 H	North Florida	74 53
									325 N	Eastern Ky.	62 45
LAST 12 Division I GAMES:											
13 N	Iowa	71 67	101 A	Boston College	91 71						
96 H	Wake Forest	85 61	48 H	Clemson	45 57						
26 H	Miami (FL)	62 58	20 A	North Carolina	64 63						
57 A	Virginia Tech	56 54	99 A	Virginia	63 61						
3 H	Louisville	49 68	153 H	Georgia St.	79 43						
73 H	Duke	66 62	190 A	Milwaukee	87 62						

Non-Div I Games:

Florida St.

■ Loss,
 ■ Non-Conf, S Site,
 ■ Home
 ■ Away
 N Neutral

Average RPI Win:	209	WON-LOST	WINNING	LAST 10	STRENGTH OF	OPP. STRENGTH	TEAM	ADJ.	CONF.	ADJ CONF.
Average RPI Loss:	103	RECORD	PCT. RANK	GAMES	SCHEDULE	OF SCHEDULE	RPI	RPI	RPI	RPI
DIV. I ONLY	16- 8	89	1- 0	236	90	137	137	17	17	
DIV. I NON-CONF.	9- 5	105	1- 0	244	41	142	142	16	16	
TOTALS	RPI 1-25	RPI 26-50	W-L RECORDS	RPI 51-100	RPI 101-150	RPI 150+				
16- 8	0- 0	0- 1	OVERALL	2- 2	1- 5	13- 0				
9- 3	0- 0	0- 0	HOME	2- 0	0- 3	7- 0				
5- 4	0- 0	0- 0	AWAY	0- 2	0- 2	5- 0				
2- 1	0- 0	0- 1	NEUTRAL	0- 0	1- 0	1- 0				
9- 5	0- 0	0- 1	NON-CONFERENCE	2- 2	1- 2	6- 0				
6- 1	0- 0	0- 0	HOME	2- 0	0- 1	4- 0				
1- 3	0- 0	0- 0	AWAY	0- 2	0- 1	1- 0				
2- 1	0- 0	0- 1	NEUTRAL	0- 0	1- 0	1- 0				
7- 3	0- 0	0- 0	CONFERENCE	0- 0	0- 3	7- 0				
3- 2	0- 0	0- 0	HOME	0- 0	0- 2	3- 0				
4- 1	0- 0	0- 0	AWAY	0- 0	0- 1	4- 0				
0- 0	0- 0	0- 0	NEUTRAL	0- 0	0- 0	0- 0				

RPI S	Opponent	Score	RPI S	Opponent	Score	RPI S	Opponent	Score	RPI S	Opponent	Score	Team's RPI: 137
			31 N	Texas	54 72	61 H	Middle Tenn.	61 49	108 A	Dayton	50 72	
						75 H	Maine	72 64	116 H	VCU	44 47	
						83 A	Northeastern	54 58	123 A	Pittsburgh	62 65	
						92 A	Georgetown	38 58	124 H	Penn St.	55 72	
									133 N	Washington	65 57	
									146 H	Davidson	56 60	
									152 H	Duquesne	57 46	
									164 H	Charlotte	71 64	
									176 N	Ball St.	78 70	
									194 A	George Washington	50 38	
									195 A	Saint Louis	56 53	
									195 H	Saint Louis	54 51	
									215 A	Rhode Island	56 38	
									260 H	Richmond	60 48	
									262 H	Columbia	68 49	
									282 A	La Salle	65 54	
									317 H	Manhattan	65 61	
									328 H	Wagner	80 59	
									332 A	Iona	57 40	
LAST 12 Division I GAMES:												
			61 H	Middle Tenn.	61 49	146 H	Davidson	56 60				
			31 N	Texas	54 72	215 A	Rhode Island	56 38				
			133 N	Washington	65 57	108 A	Dayton	50 72				
			195 H	Saint Louis	54 51	116 H	VCU	44 47				
			152 H	Duquesne	57 46	195 A	Saint Louis	56 53				
			282 A	La Salle	65 54	260 H	Richmond	60 48				

Non-Div I Games:

Fordham

■ Loss,
 ■ Non-Conf, S Site,
 ■ Home
 ■ Away
 N Neutral

Average RPI Win:	222	WON-LOST	WINNING	LAST 10	STRENGTH OF	OPP. STRENGTH	TEAM	ADJ.	CONF.	ADJ CONF.
Average RPI Loss:	77	RECORD	PCT. RANK	GAMES	SCHEDULE	OF SCHEDULE	RPI	RPI	RPI	RPI
DIV. I ONLY	12- 7	103	1- 0	179	115	121	121	15	15	
DIV. I NON-CONF.	5- 4	139	0- 0	194	62	127	127	13	13	
TOTALS	RPI 1-25	RPI 26-50	W-L RECORDS	RPI 51-100	RPI 101-150	RPI 150+				
12- 7	0- 1	0- 3	OVERALL	0- 2	1- 0	11- 1				
7- 2	0- 0	0- 1	HOME	0- 1	1- 0	6- 0				
5- 5	0- 1	0- 2	AWAY	0- 1	0- 0	5- 1				
0- 0	0- 0	0- 0	NEUTRAL	0- 0	0- 0	0- 0				
5- 4	0- 1	0- 1	NON-CONFERENCE	0- 1	1- 0	4- 1				
4- 0	0- 0	0- 0	HOME	0- 0	1- 0	3- 0				
1- 4	0- 1	0- 1	AWAY	0- 1	0- 0	1- 1				
0- 0	0- 0	0- 0	NEUTRAL	0- 0	0- 0	0- 0				
7- 3	0- 0	0- 2	CONFERENCE	0- 1	0- 0	7- 0				
3- 2	0- 0	0- 1	HOME	0- 1	0- 0	3- 0				
4- 1	0- 0	0- 1	AWAY	0- 0	0- 0	4- 0				
0- 0	0- 0	0- 0	NEUTRAL	0- 0	0- 0	0- 0				

RPI S	Opponent	Score	RPI S	Opponent	Score	RPI S	Opponent	Score	RPI S	Opponent	Score	Team's RPI: 121
17	A Arizona St.	52 68	45	A UCLA	80 89	54	A Southern California	61 62	114	H UT Arlington	70 61	
			49	A New Mexico	73 82	58	H Boise St.	60 72	168	H Santa Clara	80 53	
			50	H Wyoming	56 63				190	H Milwaukee	65 48	
									191	A Eastern Wash.	68 58	
									201	A Utah St.	64 53	
									201	H Utah St.	70 59	
									216	A San Diego St.	87 81	
									245	A Nevada	79 63	
									246	A Colorado St.	66 55	
									246	H Colorado St.	57 54	
									269	A Northern Ariz.	73 86	
									319	H Cal Poly	76 58	
									327	H San Jose St.	77 48	
LAST 12 Division I GAMES:												
201	A Utah St.	64 53	245	A Nevada	79 63							
49	A New Mexico	73 82	201	H Utah St.	70 59							
50	H Wyoming	56 63	246	A Colorado St.	66 55							
246	H Colorado St.	57 54	327	H San Jose St.	77 48							
216	A San Diego St.	87 81	17	A Arizona St.	52 68							
58	H Boise St.	60 72	168	H Santa Clara	80 53							

Non-Div I Games: Stanislaus St. 86 51 Fresno Pacific 90 51

Fresno St.

Loss, Non-Conf, S Site, H Home A Away N Neutral

Average RPI Win: 292	WON-LOST	WINNING	LAST 10	STRENGTH OF	OPP. STRENGTH	TEAM	ADJ.	CONF.	ADJ CONF.
Average RPI Loss: 139	RECORD	PCT. RANK	GAMES	SCHEDULE	OF SCHEDULE	RPI	RPI	RPI	RPI
DIV. I ONLY	11- 9	140	0- 1	321	216	244	244	26	26
DIV. I NON-CONF.	7- 6	153	0- 0	280	220	211	211	25	25
TOTALS	RPI 1-25	RPI 26-50	W-L RECORDS	RPI 51-100	RPI 101-150	RPI 150+			
11- 9	0- 2	0- 0	OVERALL	0- 1	0- 2	11- 4			
9- 2	0- 0	0- 0	HOME	0- 1	0- 0	9- 1			
1- 6	0- 2	0- 0	AWAY	0- 0	0- 2	1- 2			
1- 1	0- 0	0- 0	NEUTRAL	0- 0	0- 0	1- 1			
7- 6	0- 2	0- 0	NON-CONFERENCE	0- 1	0- 1	7- 2			
5- 1	0- 0	0- 0	HOME	0- 1	0- 0	5- 0			
1- 4	0- 2	0- 0	AWAY	0- 0	0- 1	1- 1			
1- 1	0- 0	0- 0	NEUTRAL	0- 0	0- 0	1- 1			
4- 3	0- 0	0- 0	CONFERENCE	0- 0	0- 1	4- 2			
4- 1	0- 0	0- 0	HOME	0- 0	0- 0	4- 1			
0- 2	0- 0	0- 0	AWAY	0- 0	0- 1	0- 1			
0- 0	0- 0	0- 0	NEUTRAL	0- 0	0- 0	0- 0			

RPI 1-25				RPI 26-50				RPI 51-100				RPI 101+ Team's RPI: 244			
RPI	S	Opponent	Score	RPI	S	Opponent	Score	RPI	S	Opponent	Score	RPI	S	Opponent	Score
7	A	Mississippi St.	41 106					61	H	Middle Tenn.	71 78	107	A	Georgia	38 61
15	A	South Carolina	53 66									129	A	Chattanooga	53 73
												158	H	Mercer	60 75
												196	H	UNC Asheville	58 47
												233	N	Western Ill.	78 85
												248	A	ETSU	70 75
												258	H	Gardner-Webb	70 57
												261	H	Samford	57 36
												287	H	Fla. Atlantic	73 57
												290	H	Wofford	63 50
												291	A	Col. of Charleston	70 67
												296	A	Kennesaw St.	63 74
												307	H	UNC Greensboro	64 61
												318	N	Fairfield	77 70
												335	H	Presbyterian	76 68
												336	H	Western Caro.	65 55
												337	H	USC Upstate	78 67
LAST 12 Division I GAMES:															
158	H	Mercer	60 75	307	H	UNC Greensboro	64 61								
261	H	Samford	57 36	335	H	Presbyterian	76 68								
290	H	Wofford	63 50	15	A	South Carolina	53 66								
129	A	Chattanooga	53 73	233	N	Western Ill.	78 85								
248	A	ETSU	70 75	318	N	Fairfield	77 70								
336	H	Western Caro.	65 55	287	H	Fla. Atlantic	73 57								

Non-Div I Games: Coker 71 42 North Greenville 74 **78**

Furman

Ga. Southern

Through Games Of Feb. 6, 2019

Average RPI Win:	280	WON-LOST	WINNING	LAST 10	STRENGTH OF	OPP. STRENGTH	TEAM	ADJ.	CONF.	ADJ CONF.
Average RPI Loss:	170	RECORD	PCT. RANK	GAMES	SCHEDULE	OF SCHEDULE	RPI	RPI	RPI	RPI
DIV. I ONLY	5- 14	293	0- 1	181	326	278	278	12	12	
DIV. I NON-CONF.	4- 6	212	0- 0	260	347	260	260	15	15	
TOTALS	RPI 1-25	RPI 26-50	W-L RECORDS	RPI 51-100	RPI 101-150	RPI 150+				
5- 14	0- 0	0- 0	OVERALL	0- 2	0- 4	5- 8				
2- 7	0- 0	0- 0	HOME	0- 1	0- 2	2- 4				
3- 7	0- 0	0- 0	AWAY	0- 1	0- 2	3- 4				
0- 0	0- 0	0- 0	NEUTRAL	0- 0	0- 0	0- 0				
4- 6	0- 0	0- 0	NON-CONFERENCE	0- 1	0- 1	4- 4				
2- 2	0- 0	0- 0	HOME	0- 0	0- 0	2- 2				
2- 4	0- 0	0- 0	AWAY	0- 1	0- 1	2- 2				
0- 0	0- 0	0- 0	NEUTRAL	0- 0	0- 0	0- 0				
1- 8	0- 0	0- 0	CONFERENCE	0- 1	0- 3	1- 4				
0- 5	0- 0	0- 0	HOME	0- 1	0- 2	0- 2				
1- 3	0- 0	0- 0	AWAY	0- 0	0- 1	1- 2				
0- 0	0- 0	0- 0	NEUTRAL	0- 0	0- 0	0- 0				

RPI	S	Opponent	Score	RPI	S	Opponent	Score	RPI	S	Opponent	Score	RPI	S	Opponent	Score	Team's RPI: 278
57	A	Virginia Tech	49	78	106	H	South Alabama	53	69	107	A	Georgia	38	81		
91	H	Troy	81	97	114	A	UT Arlington	48	81	114	H	UT Arlington	53	74		
					153	H	Georgia St.	66	83	158	H	Mercer	72	79		
					162	A	Stony Brook	43	72	178	A	Texas St.	65	55		
					178	H	Texas St.	52	64	236	A	Louisiana	48	59		
					268	H	Bethune-Cookman	77	76	271	H	Winthrop	64	55		
					290	H	Wofford	65	81	296	A	Kennesaw St.	59	78		
					312	A	La.-Monroe	57	58	335	A	Presbyterian	69	68		
					348	A	Savannah St.	82	71							
LAST 12 Division I GAMES:																
153	H	Georgia St.	66	83	312	A	La.-Monroe	57	58							
178	A	Texas St.	65	55	114	H	UT Arlington	53	74							
114	A	UT Arlington	48	81	178	H	Texas St.	52	64							
106	H	South Alabama	53	69	107	A	Georgia	38	81							
91	H	Troy	81	97	271	H	Winthrop	64	55							
236	A	Louisiana	48	59	335	A	Presbyterian	69	68							

Non-Div I Games: Coastal Ga. 68 46

Ga. Southern

■ Loss,
 ■ Non-Conf, S Site,
 ■ Home
 ■ Away
 N Neutral

Average RPI Win: 266	WON-LOST	WINNING	LAST 10	STRENGTH OF	OPP. STRENGTH	TEAM	ADJ.	CONF.	ADJ CONF.
Average RPI Loss: 199	RECORD	PCT. RANK	GAMES	SCHEDULE	OF SCHEDULE	RPI	RPI	RPI	RPI
DIV. I ONLY	8- 11	220	0- 1	281	329	258	258	28	28
DIV. I NON-CONF.	3- 6	241	0- 0	239	305	250	250	29	29
TOTALS	RPI 1-25	RPI 26-50	W-L RECORDS	RPI 51-100	RPI 101-150	RPI 150+			
8- 11	0- 0	0- 0	OVERALL	0- 1	1- 3	7- 7			
4- 4	0- 0	0- 0	HOME	0- 0	1- 2	3- 2			
4- 7	0- 0	0- 0	AWAY	0- 1	0- 1	4- 5			
0- 0	0- 0	0- 0	NEUTRAL	0- 0	0- 0	0- 0			
3- 6	0- 0	0- 0	NON-CONFERENCE	0- 1	1- 1	2- 4			
1- 2	0- 0	0- 0	HOME	0- 0	1- 1	0- 1			
2- 4	0- 0	0- 0	AWAY	0- 1	0- 0	2- 3			
0- 0	0- 0	0- 0	NEUTRAL	0- 0	0- 0	0- 0			
5- 5	0- 0	0- 0	CONFERENCE	0- 0	0- 2	5- 3			
3- 2	0- 0	0- 0	HOME	0- 0	0- 1	3- 1			
2- 3	0- 0	0- 0	AWAY	0- 0	0- 1	2- 2			
0- 0	0- 0	0- 0	NEUTRAL	0- 0	0- 0	0- 0			

RPI 1-25			RPI 26-50			RPI 51-100			RPI 101+			Team's RPI: 258
RPI	S	Opponent	Score	RPI	S	Opponent	Score	RPI	S	Opponent	Score	
						86 Drexel	48	65	117 Radford		69	79
									118 Morehead St.		69	84
									128 High Point		61	78
									146 Davidson		54	49
									160 Delaware		45	69
									189 Hampton		80	82
									196 UNC Asheville		69	59
									208 Florida		60	58
									244 Furman		57	70
									247 Mt. St. Mary's		62	69
									254 Campbell		52	38
									271 Winthrop		62	64
									290 Wofford		53	59
									316 Charleston So.		75	65
									335 Presbyterian		66	58
									336 Western Caro.		62	52
									337 USC Upstate		92	72
									342 Longwood		79	85
LAST 12 Division I GAMES:												
117 Radford		69	79	335 Presbyterian		66	58					
342 Longwood		79	85	128 High Point		61	78					
316 Charleston So.		75	65	196 UNC Asheville		69	59					
189 Hampton		80	82	254 Campbell		52	38					
337 USC Upstate		92	72	336 Western Caro.		62	52					
271 Winthrop		62	64	160 Delaware		45	69					

Non-Div I Games: Converse 79 51 Warren Wilson 100 37 Pfeiffer 82 46

Gardner-Webb

George Mason

Through Games Of Feb. 6, 2019

Average RPI Win:	229	WON-LOST	WINNING	LAST 10	STRENGTH OF	OPP. STRENGTH	TEAM	ADJ.	CONF.	ADJ CONF.
Average RPI Loss:	157	RECORD	PCT. RANK	GAMES	SCHEDULE	OF SCHEDULE	RPI	RPI	RPI	RPI
DIV. I ONLY	12- 10	147	1- 0	319	131	202	202	17	17	
DIV. I NON-CONF.	8- 5	120	0- 0	304	156	186	186	16	16	
TOTALS	RPI 1-25	RPI 26-50	W-L RECORDS	RPI 51-100	RPI 101-150	RPI 150+				
12- 10	0- 0	0- 0	OVERALL	0- 1	0- 4	12- 5				
7- 3	0- 0	0- 0	HOME	0- 0	0- 1	7- 2				
5- 7	0- 0	0- 0	AWAY	0- 1	0- 3	5- 3				
0- 0	0- 0	0- 0	NEUTRAL	0- 0	0- 0	0- 0				
8- 5	0- 0	0- 0	NON-CONFERENCE	0- 1	0- 3	8- 1				
5- 1	0- 0	0- 0	HOME	0- 0	0- 1	5- 0				
3- 4	0- 0	0- 0	AWAY	0- 1	0- 2	3- 1				
0- 0	0- 0	0- 0	NEUTRAL	0- 0	0- 0	0- 0				
4- 5	0- 0	0- 0	CONFERENCE	0- 0	0- 1	4- 4				
2- 2	0- 0	0- 0	HOME	0- 0	0- 0	2- 2				
2- 3	0- 0	0- 0	AWAY	0- 0	0- 1	2- 2				
0- 0	0- 0	0- 0	NEUTRAL	0- 0	0- 0	0- 0				

RPI 1-25				RPI 26-50				RPI 51-100				RPI 101+				Team's RPI: 202	
RPI	S	Opponent	Score	RPI	S	Opponent	Score	RPI	S	Opponent	Score	RPI	S	Opponent	Score		
								97	A	American	71	86	110	A	Kansas	56	77
													112	H	Houston	56	66
													133	A	Washington	52	81
													146	A	Davidson	59	67
													152	H	Duquesne	57	60
													160	H	Delaware	72	46
													179	H	UMES	70	49
													194	A	George Washington	64	60
													194	H	George Washington	61	46
													195	A	Saint Louis	53	60
													203	A	St. Bonaventure	55	64
													203	H	St. Bonaventure	57	68
													206	A	Massachusetts	70	52
													215	H	Rhode Island	75	69
													218	A	Howard	59	73
													219	A	UMKC	91	84
													226	H	Colgate	64	61
													249	A	Air Force	78	71
													291	H	Col. of Charleston	66	52
													295	H	Loyola Maryland	70	38
													325	A	Eastern Ky.	91	75
LAST 12 Division I GAMES:																	
194	H	George Washington	61	46	152	H	Duquesne	57	60								
203	A	St. Bonaventure	55	64	203	H	St. Bonaventure	57	68								
195	A	Saint Louis	53	60	146	A	Davidson	59	67								
215	H	Rhode Island	75	69	291	H	Col. of Charleston	66	52								
194	A	George Washington	64	60	179	H	UMES	70	49								
206	A	Massachusetts	70	52	112	H	Houston	56	66								

Non-Div I Games:

George Mason

■ Loss,
 ■ Non-Conf, S Site,
 ■ Home
 ■ Away
 N Neutral

Average RPI Win: 163	WON-LOST	WINNING	LAST 10	STRENGTH OF	OPP. STRENGTH	TEAM	ADJ.	CONF.	ADJ CONF.
Average RPI Loss: 136	RECORD	PCT. RANK	GAMES	SCHEDULE	OF SCHEDULE	RPI	RPI	RPI	RPI
DIV. I ONLY	8- 15	255	0- 1	78	144	194	194	17	17
DIV. I NON-CONF.	3- 10	278	0- 0	47	76	225	225	16	16
TOTALS	RPI 1-25	RPI 26-50	W-L RECORDS	RPI 51-100	RPI 101-150	RPI 150+			
8- 15	0- 2	0- 3	OVERALL	1- 0	3- 4	4- 6			
5- 7	0- 1	0- 1	HOME	1- 0	3- 2	1- 3			
3- 6	0- 0	0- 1	AWAY	0- 0	0- 2	3- 3			
0- 2	0- 1	0- 1	NEUTRAL	0- 0	0- 0	0- 0			
3- 10	0- 2	0- 3	NON-CONFERENCE	1- 0	1- 2	1- 3			
3- 4	0- 1	0- 1	HOME	1- 0	1- 0	1- 2			
0- 4	0- 0	0- 1	AWAY	0- 0	0- 2	0- 1			
0- 2	0- 1	0- 1	NEUTRAL	0- 0	0- 0	0- 0			
5- 5	0- 0	0- 0	CONFERENCE	0- 0	2- 2	3- 3			
2- 3	0- 0	0- 0	HOME	0- 0	2- 2	0- 1			
3- 2	0- 0	0- 0	AWAY	0- 0	0- 0	3- 2			
0- 0	0- 0	0- 0	NEUTRAL	0- 0	0- 0	0- 0			

RPI 1-25				RPI 26-50				RPI 51-100				RPI 101+ Team's RPI: 194			
RPI	S	Opponent	Score	RPI	S	Opponent	Score	RPI	S	Opponent	Score	RPI	S	Opponent	Score
9	N	NC State	61 69	38	H	Villanova	45 60	81	H	Princeton	64 49	108	H	Dayton	46 45
21	H	Maryland	30 69	41	A	James Madison	37 50					116	H	VCU	57 48
				42	N	Georgia Tech	55 70					120	H	Towson	76 63
												137	H	Fordham	38 50
												139	A	South Fla.	30 63
												146	H	Davidson	42 62
												150	A	William & Mary	59 73
												152	A	Duquesne	55 54
												158	H	Mercer	53 61
												195	A	Saint Louis	44 60
												202	A	George Mason	46 61
												202	H	George Mason	60 64
												215	A	Rhode Island	64 59
												227	H	Memphis	51 38
												230	H	Monmouth	51 55
												282	A	La Salle	67 59
												332	A	Iona	43 52
LAST 12 Division I GAMES:															
202	A	George Mason	46 61	282	A	La Salle	67 59								
195	A	Saint Louis	44 60	108	H	Dayton	46 45								
146	H	Davidson	42 62	215	A	Rhode Island	64 59								
152	A	Duquesne	55 54	137	H	Fordham	38 50								
116	H	VCU	57 48	227	H	Memphis	51 38								
202	H	George Mason	60 64	150	A	William & Mary	59 73								

Non-Div I Games:

George Washington

■ Loss,
 ■ Non-Conf,
 ■ S Site,
 ■ Home
 ■ A Away
 N Neutral

Average RPI Win: 154		WON-LOST	WINNING	LAST 10	STRENGTH OF		OPP. STRENGTH	TEAM	ADJ.	CONF.	ADJ CONF.
Average RPI Loss: 56		RECORD	PCT. RANK	GAMES	SCHEDULE		OF SCHEDULE	RPI	RPI	RPI	RPI
DIV. I ONLY		11- 11	159	1- 0	21		52	92	92	6	6
DIV. I NON-CONF.		6- 5	143	0- 0	26		68	74	74	4	4
TOTALS		RPI 1-25	RPI 26-50		W-L RECORDS		RPI 51-100	RPI 101-150		RPI 150+	
11- 11	0- 4	1- 3		OVERALL		1- 1	4- 3		5- 0		
8- 5	0- 2	1- 2		HOME		1- 0	3- 1		3- 0		
3- 4	0- 0	0- 1		AWAY		0- 1	1- 2		2- 0		
0- 2	0- 2	0- 0		NEUTRAL		0- 0	0- 0		0- 0		
6- 5	0- 3	0- 1		NON-CONFERENCE		0- 0	2- 1		4- 0		
4- 2	0- 1	0- 0		HOME		0- 0	2- 1		2- 0		
2- 1	0- 0	0- 1		AWAY		0- 0	0- 0		2- 0		
0- 2	0- 2	0- 0		NEUTRAL		0- 0	0- 0		0- 0		
5- 6	0- 1	1- 2		CONFERENCE		1- 1	2- 2		1- 0		
4- 3	0- 1	1- 2		HOME		1- 0	1- 0		1- 0		
1- 3	0- 0	0- 0		AWAY		0- 1	1- 2		0- 0		
0- 0	0- 0	0- 0		NEUTRAL		0- 0	0- 0		0- 0		

RPI 1-25				RPI 26-50				RPI 51-100				Team's RPI: 92	RPI 101+			
RPI	S	Opponent	Score	RPI	S	Opponent	Score	RPI	S	Opponent	Score		RPI	S	Opponent	Score
2	N	Baylor	46 67	36	H	DePaul	64 69	100	A	Creighton	38 65		102	A	Providence	68 52
8	H	Marquette	62 72	38	H	Villanova	68 63	100	H	Creighton	62 53		102	H	Providence	61 56
9	H	NC State	65 76	41	A	James Madison	57 69						105	A	Seton Hall	63 76
24	N	Buffalo	64 73	46	H	Butler	50 59						116	H	VCU	45 47
													123	H	Pittsburgh	70 41
													126	A	St. John's (NY)	51 59
													137	H	Fordham	58 38
													169	H	Xavier	68 61
													179	H	UMES	74 55
													192	A	Rider	79 49
													260	A	Richmond	73 53
													295	H	Loyola Maryland	45 30
LAST 12 Division I GAMES:																
				102	H	Providence	61 56	36	H	DePaul	64 69					
				100	H	Creighton	62 53	100	A	Creighton	38 65					
				105	A	Seton Hall	63 76	102	A	Providence	68 52					
				126	A	St. John's (NY)	51 59	46	H	Butler	50 59					
				38	H	Villanova	68 63	169	H	Xavier	68 61					
				8	H	Marquette	62 72	192	A	Rider	79 49					

Non-Div I Games:

Georgetown

■ Loss,
 ■ Non-Conf,
 ■ S Site,
 ■ H Home
 ■ A Away
 N Neutral

Average RPI Win:	215	WON-LOST	WINNING	LAST 10	STRENGTH OF	OPP. STRENGTH	TEAM	ADJ.	CONF.	ADJ CONF.
Average RPI Loss:	41	RECORD	PCT. RANK	GAMES	SCHEDULE	OF SCHEDULE	RPI	RPI	RPI	RPI
DIV. I ONLY	13- 9	120	0- 1	86	86	107	107	5	5	
DIV. I NON-CONF.	9- 4	85	0- 0	254	226	148	148	5	5	
TOTALS	RPI 1-25	RPI 26-50	W-L RECORDS	RPI 51-100	RPI 101-150	RPI 150+				
13- 9	0- 3	0- 4	OVERALL	3- 1	0- 1	10- 0				
10- 2	0- 1	0- 0	HOME	2- 0	0- 1	8- 0				
2- 6	0- 1	0- 4	AWAY	1- 1	0- 0	1- 0				
1- 1	0- 1	0- 0	NEUTRAL	0- 0	0- 0	1- 0				
9- 4	0- 1	0- 3	NON-CONFERENCE	0- 0	0- 0	9- 0				
8- 0	0- 0	0- 0	HOME	0- 0	0- 0	8- 0				
0- 3	0- 0	0- 3	AWAY	0- 0	0- 0	0- 0				
1- 1	0- 1	0- 0	NEUTRAL	0- 0	0- 0	1- 0				
4- 5	0- 2	0- 1	CONFERENCE	3- 1	0- 1	1- 0				
2- 2	0- 1	0- 0	HOME	2- 0	0- 1	0- 0				
2- 3	0- 1	0- 1	AWAY	1- 1	0- 0	1- 0				
0- 0	0- 0	0- 0	NEUTRAL	0- 0	0- 0	0- 0				

RPI	S	Opponent	Score	RPI	S	Opponent	Score	RPI	S	Opponent	Score	RPI	S	Opponent	Score	Team's RPI: 107
7	A	Mississippi St.	71 80	34	A	Missouri	35 61	53	A	Auburn	58 59	113	H	Alabama	53 58	
18	H	Texas A&M	66 76	38	A	Villanova	56 62	56	H	LSU	63 50	158	H	Mercer	67 60	
21	N	Maryland	51 58	42	A	Georgia Tech	53 63	62	H	Tennessee	66 62	172	A	Vanderbilt	71 64	
				45	A	UCLA	69 80	74	A	Arkansas	80 72	203	H	St. Bonaventure	67 40	
												244	H	Furman	61 38	
												271	H	Winthrop	85 39	
												278	H	Ga. Southern	81 38	
												302	N	Morgan St.	60 33	
												316	H	Charleston So.	83 75	
												329	H	Lipscomb	77 45	
												335	H	Presbyterian	83 59	
LAST 12 Division I GAMES:																
53	A	Auburn	58 59	7	A	Mississippi St.	71 80	172	A	Vanderbilt	71 64	56	H	LSU	63 50	
74	A	Arkansas	80 72	335	H	Presbyterian	83 59	278	H	Ga. Southern	81 38	329	H	Lipscomb	77 45	
113	H	Alabama	53 58	278	H	Ga. Southern	81 38	329	H	Lipscomb	77 45					
18	H	Texas A&M	66 76													
34	A	Missouri	35 61													
62	H	Tennessee	66 62													

Non-Div I Games:

Georgia

■ Loss,
 ■ Non-Conf, S Site,
 ■ Home
 ■ Away
 N Neutral

Average RPI Win:	253	WON-LOST	WINNING	LAST 10	STRENGTH OF	OPP. STRENGTH	TEAM	ADJ.	CONF.	ADJ CONF.
Average RPI Loss:	113	RECORD	PCT. RANK	GAMES	SCHEDULE	OF SCHEDULE	RPI	RPI	RPI	RPI
DIV. I ONLY	11- 9	140	1- 0	174	236	153	153	12	12	
DIV. I NON-CONF.	6- 5	143	0- 0	239	244	177	177	15	15	
TOTALS	RPI 1-25	RPI 26-50	W-L RECORDS	RPI 51-100	RPI 101-150	RPI 150+				
11- 9	0- 1	0- 2	OVERALL	1- 1	1- 2	9- 3				
6- 3	0- 0	0- 1	HOME	1- 0	1- 1	4- 1				
5- 6	0- 1	0- 1	AWAY	0- 1	0- 1	5- 2				
0- 0	0- 0	0- 0	NEUTRAL	0- 0	0- 0	0- 0				
6- 5	0- 1	0- 2	NON-CONFERENCE	0- 1	0- 0	6- 1				
4- 1	0- 0	0- 1	HOME	0- 0	0- 0	4- 0				
2- 4	0- 1	0- 1	AWAY	0- 1	0- 0	2- 1				
0- 0	0- 0	0- 0	NEUTRAL	0- 0	0- 0	0- 0				
5- 4	0- 0	0- 0	CONFERENCE	1- 0	1- 2	3- 2				
2- 2	0- 0	0- 0	HOME	1- 0	1- 1	0- 1				
3- 2	0- 0	0- 0	AWAY	0- 0	0- 1	3- 1				
0- 0	0- 0	0- 0	NEUTRAL	0- 0	0- 0	0- 0				

RPI 1-25			RPI 26-50			RPI 51-100			RPI 101+			Team's RPI: 153
RPI	S	Opponent	Score	RPI	S	Opponent	Score	RPI	S	Opponent	Score	
22	A	Florida St.	43 79	35	A	Rice	49 66	61	A	Middle Tenn.	54 69	106 H South Alabama 59 68
				42	H	Georgia Tech	71 78	91	H	Troy	84 80	114 A UT Arlington 45 69
												114 H UT Arlington 50 48
												178 A Texas St. 57 34
												178 H Texas St. 60 69
												225 A Jacksonville St. 56 61
												236 A Louisiana 54 57
												268 H Bethune-Cookman 62 57
												278 A Ga. Southern 83 66
												287 A Fla. Atlantic 75 59
												296 H Kennesaw St. 79 73
												307 H UNC Greensboro 70 63
												312 A La.-Monroe 56 41
												313 A FIU 67 61
												343 H N.C. Central 65 54
LAST 12 Division I GAMES:												
278	A	Ga. Southern	83 66	236	A	Louisiana	54 57					
114	A	UT Arlington	45 69	178	H	Texas St.	60 69					
178	A	Texas St.	57 34	114	H	UT Arlington	50 48					
91	H	Troy	84 80	22	A	Florida St.	43 79					
106	H	South Alabama	59 68	268	H	Bethune-Cookman	62 57					
312	A	La.-Monroe	56 41	343	H	N.C. Central	65 54					

Non-Div I Games:

Georgia St.

■ Loss,
 ■ Non-Conf, S Site,
 ■ Home
 ■ Away
 N Neutral

Average RPI Win:	162	WON-LOST	WINNING	LAST 10	STRENGTH OF	OPP. STRENGTH	TEAM	ADJ.	CONF.	ADJ CONF.
Average RPI Loss:	36	RECORD	PCT. RANK	GAMES	SCHEDULE	OF SCHEDULE	RPI	RPI	RPI	RPI
DIV. I ONLY	13- 9	120	0- 1	23	19	42	42	1	1	
DIV. I NON-CONF.	10- 3	59	0- 0	161	145	62	62	1	1	
TOTALS	RPI 1-25	RPI 26-50	W-L RECORDS	RPI 51-100	RPI 101-150	RPI 150+				
13- 9	1- 6	0- 1	OVERALL	2- 0	4- 2	6- 0				
8- 2	1- 2	0- 0	HOME	1- 0	2- 0	4- 0				
2- 6	0- 4	0- 1	AWAY	0- 0	1- 1	1- 0				
3- 1	0- 0	0- 0	NEUTRAL	1- 0	1- 1	1- 0				
10- 3	0- 1	0- 0	NON-CONFERENCE	1- 0	3- 2	6- 0				
6- 0	0- 0	0- 0	HOME	0- 0	2- 0	4- 0				
1- 2	0- 1	0- 0	AWAY	0- 0	0- 1	1- 0				
3- 1	0- 0	0- 0	NEUTRAL	1- 0	1- 1	1- 0				
3- 6	1- 5	0- 1	CONFERENCE	1- 0	1- 0	0- 0				
2- 2	1- 2	0- 0	HOME	1- 0	0- 0	0- 0				
1- 4	0- 3	0- 1	AWAY	0- 0	1- 0	0- 0				
0- 0	0- 0	0- 0	NEUTRAL	0- 0	0- 0	0- 0				

RPI 1-25				RPI 26-50				Team's RPI: 42	RPI 51-100				RPI 101+			
RPI	S	Opponent	Score	RPI	S	Opponent	Score		RPI	S	Opponent	Score	RPI	S	Opponent	Score
1	A	Notre Dame	50 90	48	A	Clemson	61 71		73	H	Duke	70 64	101	A	Boston College	81 76
1	H	Notre Dame	55 76						77	N	Idaho St.	74 51	105	N	Seton Hall	84 73
3	A	Louisville	44 61										107	H	Georgia	63 53
9	H	NC State	60 68										108	N	Dayton	66 85
10	H	Syracuse	65 55										112	A	Houston	89 95
20	A	North Carolina	90 91										138	H	Appalachian St.	71 53
21	A	Maryland	54 67										153	A	Georgia St.	78 71
													194	N	George Washington	70 55
													229	H	Alabama St.	69 42
													290	H	Wofford	81 40
													296	H	Kennesaw St.	60 35
													336	H	Western Caro.	84 49
LAST 12 Division I GAMES:																
1	A	Notre Dame	50 90	73	H	Duke	70 64									
20	A	North Carolina	90 91	1	H	Notre Dame	55 76									
9	H	NC State	60 68	101	A	Boston College	81 76									
10	H	Syracuse	65 55	290	H	Wofford	81 40									
48	A	Clemson	61 71	108	N	Dayton	66 85									
3	A	Louisville	44 61	105	N	Seton Hall	84 73									

Non-Div I Games:

Georgia Tech

■ Loss,
 ■ Non-Conf,
 ■ S Site,
 ■ H Home
 ■ A Away
 N Neutral

Average RPI Win: 124	WON-LOST	WINNING	LAST 10	STRENGTH OF	OPP. STRENGTH	TEAM	ADJ.	CONF.	ADJ CONF.
Average RPI Loss: 17	RECORD	PCT. RANK	GAMES	SCHEDULE	OF SCHEDULE	RPI	RPI	RPI	RPI
DIV. I ONLY	21- 2	6	1- 0	45	25	12	12	8	8
DIV. I NON-CONF.	11- 1	13	1- 0	46	4	11	11	7	7
TOTALS	RPI 1-25	RPI 26-50	W-L RECORDS	RPI 51-100	RPI 101-150	RPI 150+			
21- 2	2- 1	0- 1	OVERALL	7- 0	5- 0	7- 0			
11- 0	1- 0	0- 0	HOME	4- 0	2- 0	4- 0			
8- 1	0- 0	0- 1	AWAY	3- 0	2- 0	3- 0			
2- 1	1- 1	0- 0	NEUTRAL	0- 0	1- 0	0- 0			
11- 1	2- 1	0- 0	NON-CONFERENCE	3- 0	3- 0	3- 0			
6- 0	1- 0	0- 0	HOME	2- 0	2- 0	1- 0			
3- 0	0- 0	0- 0	AWAY	1- 0	0- 0	2- 0			
2- 1	1- 1	0- 0	NEUTRAL	0- 0	1- 0	0- 0			
10- 1	0- 0	0- 1	CONFERENCE	4- 0	2- 0	4- 0			
5- 0	0- 0	0- 0	HOME	2- 0	0- 0	3- 0			
5- 1	0- 0	0- 1	AWAY	2- 0	2- 0	1- 0			
0- 0	0- 0	0- 0	NEUTRAL	0- 0	0- 0	0- 0			

RPI	S	Opponent	Score	RPI	S	Opponent	Score	RPI	S	Opponent	Score	RPI	S	Opponent	Score
1	N	Notre Dame	65 81	33	A	BYU	68 70	51	A	Saint Mary's (CA)	66 52	111	A	Loyola Marymount	78 53
4	H	Stanford	79 73					51	H	Saint Mary's (CA)	74 62	121	N	Western Ky.	76 55
16	N	Rutgers	57 40					67	A	Missouri St.	70 67	125	H	Washington St.	76 53
								77	H	Idaho St.	70 51	132	A	Pepperdine	79 54
								78	A	Pacific	63 51	145	H	Montana	76 52
								78	H	Pacific	88 65	166	H	Portland	97 71
								94	H	Idaho	88 51	168	H	Santa Clara	78 61
												191	A	Eastern Wash.	63 51
												211	A	UNLV	70 59
												220	H	San Francisco	78 51
												246	H	Colorado St.	50 39
												255	A	San Diego	86 61
LAST 12 Division I GAMES:															
121	N	Western Ky.	76 55	255	A	San Diego	86 61								
16	N	Rutgers	57 40	33	A	BYU	68 70								
51	A	Saint Mary's (CA)	66 52	166	H	Portland	97 71								
78	A	Pacific	63 51	78	H	Pacific	88 65								
168	H	Santa Clara	78 61	51	H	Saint Mary's (CA)	74 62								
220	H	San Francisco	78 51	132	A	Pepperdine	79 54								

Non-Div I Games:

Gonzaga

Average RPI Win:	236	WON-LOST	WINNING	LAST 10	STRENGTH OF	OPP. STRENGTH	TEAM	ADJ.	CONF.	ADJ CONF.
Average RPI Loss:	156	RECORD	PCT. RANK	GAMES	SCHEDULE	OF SCHEDULE	RPI	RPI	RPI	RPI
DIV. I ONLY	9- 12	218	0- 1	226	225	200	200	29	29	
DIV. I NON-CONF.	3- 9	271	0- 0	55	89	182	182	26	26	
TOTALS	RPI 1-25	RPI 26-50	W-L RECORDS	RPI 51-100	RPI 101-150	RPI 150+				
9- 12	0- 0	1- 1	OVERALL	0- 2	1- 4	7- 5				
3- 3	0- 0	0- 0	HOME	0- 0	0- 0	3- 3				
4- 8	0- 0	0- 0	AWAY	0- 2	0- 4	4- 2				
2- 1	0- 0	1- 1	NEUTRAL	0- 0	1- 0	0- 0				
3- 9	0- 0	1- 1	NON-CONFERENCE	0- 2	1- 4	1- 2				
1- 0	0- 0	0- 0	HOME	0- 0	0- 0	1- 0				
0- 8	0- 0	0- 0	AWAY	0- 2	0- 4	0- 2				
2- 1	0- 0	1- 1	NEUTRAL	0- 0	1- 0	0- 0				
6- 3	0- 0	0- 0	CONFERENCE	0- 0	0- 0	6- 3				
2- 3	0- 0	0- 0	HOME	0- 0	0- 0	2- 3				
4- 0	0- 0	0- 0	AWAY	0- 0	0- 0	4- 0				
0- 0	0- 0	0- 0	NEUTRAL	0- 0	0- 0	0- 0				

RPI S	Opponent	Score	RPI S	Opponent	Score	RPI S	Opponent	Score	RPI S	Opponent	Score	Team's RPI: 200
39 N	Indiana	65 62	39 N	Indiana	65 62	53 A	Auburn	48 97	110 A	Kansas	45 76	
40 N	South Dakota	53 67	40 N	South Dakota	53 67	90 A	Oklahoma St.	40 86	111 N	Loyola Marymount	62 61	
									113 A	Alabama	55 73	
									114 A	UT Arlington	54 78	
									139 A	South Fla.	50 67	
									174 H	Southern U.	81 86	
									185 A	Southern Miss.	47 68	
									192 A	Prairie View	64 63	
									229 A	Alabama St.	80 72	
									239 A	Texas Southern	75 67	
									250 A	Wichita St.	61 70	
									301 H	Mississippi Val.	52 54	
									303 A	Alabama A&M	63 51	
									305 H	Jackson St.	74 77	
									320 H	McNeese	75 51	
									345 H	Ark.-Pine Bluff	77 57	
									350 H	Alcorn	61 56	
LAST 12 Division I GAMES:												
301 H	Mississippi Val.	52 54	174 H	Southern U.	81 86							
345 H	Ark.-Pine Bluff	77 57	303 A	Alabama A&M	63 51							
305 H	Jackson St.	74 77	229 A	Alabama St.	80 72							
192 A	Prairie View	64 63	90 A	Oklahoma St.	40 86							
239 A	Texas Southern	75 67	111 N	Loyola Marymount	62 61							
350 H	Alcorn	61 56	39 N	Indiana	65 62							

Non-Div I Games:

Grambling

■ Loss,
 ■ Non-Conf,
 ■ S Site,
 ■ Home
 ■ A Away
 N Neutral

Average RPI Win: 293		WON-LOST	WINNING	LAST 10	STRENGTH OF	OPP. STRENGTH	TEAM	ADJ.	CONF.	ADJ CONF.
Average RPI Loss: 220		RECORD	PCT. RANK	GAMES	SCHEDULE	OF SCHEDULE	RPI	RPI	RPI	RPI
DIV. I ONLY		5- 13	289	0- 1	345	324	340	340	30	30
DIV. I NON-CONF.		2- 8	293	0- 0	331	302	347	347	30	30
TOTALS	RPI 1-25		RPI 26-50		W-L RECORDS		RPI 51-100		RPI 101-150	RPI 150+
5- 13	0- 0		0- 0		OVERALL		0- 0		0- 2	5- 11
4- 5	0- 0		0- 0		HOME		0- 0		0- 1	4- 4
1- 8	0- 0		0- 0		AWAY		0- 0		0- 1	1- 7
0- 0	0- 0		0- 0		NEUTRAL		0- 0		0- 0	0- 0
2- 8	0- 0		0- 0		NON-CONFERENCE		0- 0		0- 2	2- 6
2- 3	0- 0		0- 0		HOME		0- 0		0- 1	2- 2
0- 5	0- 0		0- 0		AWAY		0- 0		0- 1	0- 4
0- 0	0- 0		0- 0		NEUTRAL		0- 0		0- 0	0- 0
3- 5	0- 0		0- 0		CONFERENCE		0- 0		0- 0	3- 5
2- 2	0- 0		0- 0		HOME		0- 0		0- 0	2- 2
1- 3	0- 0		0- 0		AWAY		0- 0		0- 0	1- 3
0- 0	0- 0		0- 0		NEUTRAL		0- 0		0- 0	0- 0

RPI 1-25				RPI 26-50				RPI 51-100				RPI 101+ Team's RPI: 340			
RPI	S	Opponent	Score	RPI	S	Opponent	Score	RPI	S	Opponent	Score	RPI	S	Opponent	Score
												119	A	UNCW	55 77
												145	H	Montana	47 69
												163	H	Portland St.	55 60
												167	H	New Mexico St.	54 51
												168	A	Santa Clara	55 75
												173	H	Indiana St.	81 88
												204	A	East Carolina	47 59
												213	H	UTRGV	50 66
												219	A	UMKC	45 73
												264	A	Long Beach St.	50 57
												272	A	Utah Valley	46 57
												275	H	CSU Bakersfield	46 59
												285	H	California Baptist	75 71
												304	A	UC Santa Barbara	55 66
												322	H	Incarinate Word	74 63
												341	A	Seattle U	74 73
												346	A	Chicago St.	48 50
												351	H	LIU Brooklyn	65 62
LAST 12 Division I GAMES:															
				275	H	CSU Bakersfield	46 59	341	A	Seattle U	74 73				
				285	H	California Baptist	75 71	272	A	Utah Valley	46 57				
				219	A	UMKC	45 73	168	A	Santa Clara	55 75				
				346	A	Chicago St.	48 50	264	A	Long Beach St.	50 57				
				213	H	UTRGV	50 66	163	H	Portland St.	55 60				
				167	H	New Mexico St.	54 51	145	H	Montana	47 69				

Non-Div I Games:

Grand Canyon

Loss, Non-Conf, S Site, H Home A Away N Neutral

Average RPI Win:	202	WON-LOST	WINNING	LAST 10	STRENGTH OF	OPP. STRENGTH	TEAM	ADJ.	CONF.	ADJ CONF.
Average RPI Loss:	60	RECORD	PCT. RANK	GAMES	SCHEDULE	OF SCHEDULE	RPI	RPI	RPI	RPI
DIV. I ONLY	12- 7	103	1- 0	76	124	71	71	20	20	
DIV. I NON-CONF.	4- 5	190	0- 0	4	13	36	36	17	17	
TOTALS	RPI 1-25	RPI 26-50	W-L RECORDS	RPI 51-100	RPI 101-150	RPI 150+				
12- 7	0- 1	1- 3	OVERALL	1- 2	2- 1	8- 0				
7- 2	0- 0	0- 0	HOME	1- 1	2- 1	4- 0				
5- 5	0- 1	1- 3	AWAY	0- 1	0- 0	4- 0				
0- 0	0- 0	0- 0	NEUTRAL	0- 0	0- 0	0- 0				
4- 5	0- 1	1- 3	NON-CONFERENCE	1- 1	1- 0	1- 0				
3- 1	0- 0	0- 0	HOME	1- 1	1- 0	1- 0				
1- 4	0- 1	1- 3	AWAY	0- 0	0- 0	0- 0				
0- 0	0- 0	0- 0	NEUTRAL	0- 0	0- 0	0- 0				
8- 2	0- 0	0- 0	CONFERENCE	0- 1	1- 1	7- 0				
4- 1	0- 0	0- 0	HOME	0- 0	1- 1	3- 0				
4- 1	0- 0	0- 0	AWAY	0- 1	0- 0	4- 0				
0- 0	0- 0	0- 0	NEUTRAL	0- 0	0- 0	0- 0				

RPI S	Opponent	Score	RPI S	Opponent	Score	RPI S	Opponent	Score	RPI S	Opponent	Score
8	A Marquette	54 80	28	A South Dakota St.	47 77	75	H Maine	70 39	108	H Dayton	51 35
			34	A Missouri	56 49	84	A Wright St.	67 85	127	H Youngstown St.	60 42
			36	A DePaul	64 73	88	H Northwestern	55 57	134	H IUPUI	63 67
			40	A South Dakota	49 55				181	H Wisconsin	55 46
									190	A Milwaukee	76 62
									190	H Milwaukee	59 45
									274	H Cleveland St.	62 53
									281	A Northern Ky.	81 61
									306	A Oakland	77 53
									330	A Detroit Mercy	65 40
									331	H UIC	62 32
LAST 12 Division I GAMES:											
190	H Milwaukee	59 45	274	H Cleveland St.	62 53						
134	H IUPUI	63 67	281	A Northern Ky.	81 61						
331	H UIC	62 32	84	A Wright St.	67 85						
306	A Oakland	77 53	190	A Milwaukee	76 62						
330	A Detroit Mercy	65 40	8	A Marquette	54 80						
127	H Youngstown St.	60 42	181	H Wisconsin	55 46						

Non-Div I Games: Wis.-Parkside 81 32

Green Bay

■ Loss,
■ Non-Conf, S Site,
■ Home
■ Away
N Neutral

Average RPI Win:	251	WON-LOST	WINNING	LAST 10	STRENGTH OF	OPP. STRENGTH	TEAM	ADJ.	CONF.	ADJ CONF.
Average RPI Loss:	171	RECORD	PCT. RANK	GAMES	SCHEDULE	OF SCHEDULE	RPI	RPI	RPI	RPI
DIV. I ONLY	11- 9	140	0- 1	256	261	189	189	28	28	
DIV. I NON-CONF.	3- 7	256	0- 1	199	127	261	261	29	29	
TOTALS	RPI 1-25	RPI 26-50	W-L RECORDS	RPI 51-100	RPI 101-150	RPI 150+				
11- 9	0- 1	1- 0	OVERALL	0- 1	1- 2	9- 5				
7- 2	0- 0	1- 0	HOME	0- 0	1- 1	5- 1				
4- 5	0- 1	0- 0	AWAY	0- 0	0- 1	4- 3				
0- 2	0- 0	0- 0	NEUTRAL	0- 1	0- 0	0- 1				
3- 7	0- 1	1- 0	NON-CONFERENCE	0- 1	0- 1	2- 4				
2- 2	0- 0	1- 0	HOME	0- 0	0- 1	1- 1				
1- 3	0- 1	0- 0	AWAY	0- 0	0- 0	1- 2				
0- 2	0- 0	0- 0	NEUTRAL	0- 1	0- 0	0- 1				
8- 2	0- 0	0- 0	CONFERENCE	0- 0	1- 1	7- 1				
5- 0	0- 0	0- 0	HOME	0- 0	1- 0	4- 0				
3- 2	0- 0	0- 0	AWAY	0- 0	0- 1	3- 1				
0- 0	0- 0	0- 0	NEUTRAL	0- 0	0- 0	0- 0				

RPI 1-25				RPI 26-50				RPI 51-100				RPI 101+ Team's RPI: 189			
RPI	S	Opponent	Score	RPI	S	Opponent	Score	RPI	S	Opponent	Score	RPI	S	Opponent	Score
9	A	NC State	51 83	41	H	James Madison	72 65	72	N	SFA	68 70	117	H	Radford	68 54
												128	A	High Point	73 82
												129	H	Chattanooga	50 58
												196	A	UNC Asheville	61 58
												197	H	Elon	62 77
												238	N	Sacramento St.	61 65
												251	A	Cornell	53 79
												254	A	Campbell	46 52
												258	H	Gardner-Webb	82 80
												261	H	Samford	64 57
												262	A	Columbia	63 88
												271	A	Winthrop	84 63
												287	A	Fla. Atlantic	72 68
												316	A	Charleston So.	74 66
												335	H	Presbyterian	79 62
												337	H	USC Upstate	67 43
												342	H	Longwood	66 40
LAST 12 Division I GAMES:															
				238	N	Sacramento St.	61 65					254	A	Campbell	46 52
				335	H	Presbyterian	79 62					342	H	Longwood	66 40
				128	A	High Point	73 82					117	H	Radford	68 54
				337	H	USC Upstate	67 43					196	A	UNC Asheville	61 58
				258	H	Gardner-Webb	82 80					316	A	Charleston So.	74 66
				271	A	Winthrop	84 63					262	A	Columbia	63 88

Non-Div I Games: Mid-Atlantic Christl15 48

Hampton

■ Loss,
 ■ Non-Conf,
 ■ S Site,
 ■ Home
 ■ Away
 N Neutral

Average RPI Win:	237	WON-LOST	WINNING	LAST 10	STRENGTH OF	OPP. STRENGTH	TEAM	ADJ.	CONF.	ADJ CONF.
Average RPI Loss:	77	RECORD	PCT. RANK	GAMES	SCHEDULE	OF SCHEDULE	RPI	RPI	RPI	RPI
DIV. I ONLY	16- 8	89	0- 1	150	190	104	104	23	23	
DIV. I NON-CONF.	7- 7	162	0- 1	97	86	122	122	24	24	
TOTALS	RPI 1-25	RPI 26-50	W-L RECORDS	RPI 51-100	RPI 101-150	RPI 150+				
16- 8	0- 2	0- 3	OVERALL	2- 1	1- 0	13- 2				
9- 2	0- 1	0- 0	HOME	2- 1	1- 0	6- 0				
7- 4	0- 0	0- 3	AWAY	0- 0	0- 0	7- 1				
0- 2	0- 1	0- 0	NEUTRAL	0- 0	0- 0	0- 1				
7- 7	0- 2	0- 3	NON-CONFERENCE	1- 1	1- 0	5- 1				
4- 2	0- 1	0- 0	HOME	1- 1	1- 0	2- 0				
3- 3	0- 0	0- 3	AWAY	0- 0	0- 0	3- 0				
0- 2	0- 1	0- 0	NEUTRAL	0- 0	0- 0	0- 1				
9- 1	0- 0	0- 0	CONFERENCE	1- 0	0- 0	8- 1				
5- 0	0- 0	0- 0	HOME	1- 0	0- 0	4- 0				
4- 1	0- 0	0- 0	AWAY	0- 0	0- 0	4- 1				
0- 0	0- 0	0- 0	NEUTRAL	0- 0	0- 0	0- 0				

RPI 1-25				RPI 26-50				RPI 51-100				RPI 101+ Team's RPI: 104			
RPI	S	Opponent	Score	RPI	S	Opponent	Score	RPI	S	Opponent	Score	RPI	S	Opponent	Score
3	N	Louisville	69 86	26	A	Miami (FL)	62 75	68	H	Harvard	73 60	150	H	William & Mary	50 45
23	H	Michigan St.	66 74	38	A	Villanova	41 59	75	H	Maine	49 46	155	N	Southern Ill.	50 72
				49	A	New Mexico	65 72	81	H	Princeton	38 75	162	A	Stony Brook	64 36
												162	H	Stony Brook	73 62
												215	A	Rhode Island	65 51
												237	H	Albany (NY)	82 35
												243	A	Binghamton	62 73
												270	H	Vermont	61 32
												297	A	Central Conn. St.	54 52
												298	A	UMBC	66 52
												298	H	UMBC	92 47
												300	H	Bryant	67 57
												302	H	Morgan St.	80 59
												311	A	NJIT	84 53
												324	A	UMass Lowell	66 44
												326	A	New Hampshire	66 48
LAST 12 Division I GAMES:															
49	A	New Mexico	65 72	326	A	New Hampshire	66 48								
26	A	Miami (FL)	62 75	324	A	UMass Lowell	66 44								
298	H	UMBC	92 47	75	H	Maine	49 46								
162	H	Stony Brook	73 62	270	H	Vermont	61 32								
243	A	Binghamton	62 73	298	A	UMBC	66 52								
237	H	Albany (NY)	82 35	162	A	Stony Brook	64 36								

Non-Div I Games:

Hartford

■ Loss,
■ Non-Conf, S Site,
■ Home
■ Away
N Neutral

Average RPI Win:	202	WON-LOST	WINNING	LAST 10	STRENGTH OF	OPP. STRENGTH	TEAM	ADJ.	CONF.	ADJ CONF.
Average RPI Loss:	56	RECORD	PCT. RANK	GAMES	SCHEDULE	OF SCHEDULE	RPI	RPI	RPI	RPI
DIV. I ONLY	10- 7	123	1- 0	65	94	68	68	11	11	
DIV. I NON-CONF.	7- 6	153	1- 0	61	29	73	73	10	10	
TOTALS	RPI 1-25	RPI 26-50	W-L RECORDS	RPI 51-100	RPI 101-150	RPI 150+				
10- 7	0- 2	1- 1	OVERALL	0- 3	1- 1	8- 0				
3- 3	0- 1	0- 0	HOME	0- 2	0- 0	3- 0				
6- 4	0- 1	1- 1	AWAY	0- 1	1- 1	4- 0				
1- 0	0- 0	0- 0	NEUTRAL	0- 0	0- 0	1- 0				
7- 6	0- 2	1- 1	NON-CONFERENCE	0- 2	1- 1	5- 0				
2- 3	0- 1	0- 0	HOME	0- 2	0- 0	2- 0				
4- 3	0- 1	1- 1	AWAY	0- 0	1- 1	2- 0				
1- 0	0- 0	0- 0	NEUTRAL	0- 0	0- 0	1- 0				
3- 1	0- 0	0- 0	CONFERENCE	0- 1	0- 0	3- 0				
1- 0	0- 0	0- 0	HOME	0- 0	0- 0	1- 0				
2- 1	0- 0	0- 0	AWAY	0- 1	0- 0	2- 0				
0- 0	0- 0	0- 0	NEUTRAL	0- 0	0- 0	0- 0				

RPI 1-25				RPI 26-50				RPI 51-100				Team's RPI: 68	RPI 101+			
RPI	S	Opponent	Score	RPI	S	Opponent	Score	RPI	S	Opponent	Score		RPI	S	Opponent	Score
1	A	Notre Dame	58 103	27	A	California	85 79	63	H	Quinnipiac	67 72		104	A	Hartford	60 73
16	H	Rutgers	49 60	43	A	Purdue	65 66	75	H	Maine	60 67		144	A	CSUN	75 55
								89	A	Yale	62 65		165	H	Boston U.	67 47
													215	A	Rhode Island	80 47
													223	A	Dartmouth	73 57
													223	H	Dartmouth	56 46
													225	N	Jacksonville St.	69 62
													241	A	Brown	100 83
													273	A	Siena	73 54
													282	H	La Salle	88 43
LAST 12 Division I GAMES:																
144	A	CSUN	75 55	215	A	Rhode Island	80 47	165	H	Boston U.	67 47		16	H	Rutgers	49 60
241	A	Brown	100 83	75	H	Maine	60 67	63	H	Quinnipiac	67 72		75	N	Jacksonville St.	69 62
89	A	Yale	62 65	225	N	Jacksonville St.	69 62									
223	A	Dartmouth	73 57													
223	H	Dartmouth	56 46													
27	A	California	85 79													

Non-Div I Games:

Harvard

■ Loss,
■ Non-Conf, S Site,
■ Home
■ Away
N Neutral

Hawaii

Through Games Of Feb. 6, 2019

Average RPI Win: 238	WON-LOST	WINNING	LAST 10	STRENGTH OF	OPP. STRENGTH	TEAM	ADJ.	CONF.	ADJ CONF.
Average RPI Loss: 149	RECORD	PCT. RANK	GAMES	SCHEDULE	OF SCHEDULE	RPI	RPI	RPI	RPI
DIV. I ONLY	7- 12	244	0- 1	212	166	259	259	21	21
DIV. I NON-CONF.	3- 9	271	0- 1	162	108	272	272	20	20
TOTALS	RPI 1-25	RPI 26-50	W-L RECORDS	RPI 51-100	RPI 101-150	RPI 150+			
7- 12	0- 1	0- 1	OVERALL	2- 2	0- 2	5- 6			
4- 7	0- 1	0- 0	HOME	2- 2	0- 2	2- 2			
3- 4	0- 0	0- 0	AWAY	0- 0	0- 0	3- 4			
0- 1	0- 0	0- 1	NEUTRAL	0- 0	0- 0	0- 0			
3- 9	0- 1	0- 1	NON-CONFERENCE	1- 2	0- 1	2- 4			
2- 5	0- 1	0- 0	HOME	1- 2	0- 1	1- 1			
1- 3	0- 0	0- 0	AWAY	0- 0	0- 0	1- 3			
0- 1	0- 0	0- 1	NEUTRAL	0- 0	0- 0	0- 0			
4- 3	0- 0	0- 0	CONFERENCE	1- 0	0- 1	3- 2			
2- 2	0- 0	0- 0	HOME	1- 0	0- 1	1- 1			
2- 1	0- 0	0- 0	AWAY	0- 0	0- 0	2- 1			
0- 0	0- 0	0- 0	NEUTRAL	0- 0	0- 0	0- 0			

RPI 1-25				RPI 26-50				RPI 51-100				RPI 101+ Team's RPI: 259			
RPI	S	Opponent	Score	RPI	S	Opponent	Score	RPI	S	Opponent	Score	RPI	S	Opponent	Score
4	H	Stanford	59 81	29	N	Utah	48 73	70	H	FGCU	67 73	132	H	Pepperdine	64 65
								79	H	UC Davis	65 60	144	H	CSUN	29 49
								94	H	Idaho	69 61	166	H	Portland	65 72
								97	H	American	57 69	171	H	UC Riverside	55 60
												211	A	UNLV	66 61
												216	A	San Diego St.	57 58
												245	A	Nevada	78 79
												253	A	Cal St. Fullerton	68 72
												255	A	San Diego	50 58
												304	A	UC Santa Barbara	47 35
												319	A	Cal Poly	71 54
												319	H	Cal Poly	70 52
												341	H	Seattle U	67 51
LAST 12 Division I GAMES:															
				29	N	Utah	48 73	79	H	UC Davis	65 60				
				319	H	Cal Poly	70 52	253	A	Cal St. Fullerton	68 72				
				171	H	UC Riverside	55 60	245	A	Nevada	78 79				
				304	A	UC Santa Barbara	47 35	211	A	UNLV	66 61				
				319	A	Cal Poly	71 54	94	H	Idaho	69 61				
				144	H	CSUN	29 49	4	H	Stanford	59 81				

Non-Div I Games: Hawaii Pacific 66 51

Hawaii

■ Loss,
 ■ Non-Conf, S Site,
 ■ Home
 ■ Away
 N Neutral

Average RPI Win:	274	WON-LOST	WINNING	LAST 10	STRENGTH OF	OPP. STRENGTH	TEAM	ADJ.	CONF.	ADJ CONF.
Average RPI Loss:	99	RECORD	PCT. RANK	GAMES	SCHEDULE	OF SCHEDULE	RPI	RPI	RPI	RPI
DIV. I ONLY	13- 6	79	1- 0	240	305	128	128	28	28	
DIV. I NON-CONF.	5- 4	139	0- 0	140	224	110	110	29	29	
TOTALS	RPI 1-25	RPI 26-50	W-L RECORDS	RPI 51-100	RPI 101-150	RPI 150+				
13- 6	0- 0	0- 2	OVERALL	1- 1	0- 2	12- 1				
9- 0	0- 0	0- 0	HOME	1- 0	0- 0	8- 0				
4- 6	0- 0	0- 2	AWAY	0- 1	0- 2	4- 1				
0- 0	0- 0	0- 0	NEUTRAL	0- 0	0- 0	0- 0				
5- 4	0- 0	0- 2	NON-CONFERENCE	1- 1	0- 1	4- 0				
4- 0	0- 0	0- 0	HOME	1- 0	0- 0	3- 0				
1- 4	0- 0	0- 2	AWAY	0- 1	0- 1	1- 0				
0- 0	0- 0	0- 0	NEUTRAL	0- 0	0- 0	0- 0				
8- 2	0- 0	0- 0	CONFERENCE	0- 0	0- 1	8- 1				
5- 0	0- 0	0- 0	HOME	0- 0	0- 0	5- 0				
3- 2	0- 0	0- 0	AWAY	0- 0	0- 1	3- 1				
0- 0	0- 0	0- 0	NEUTRAL	0- 0	0- 0	0- 0				

RPI 1-25				RPI 26-50				RPI 51-100				RPI 101+				Team's RPI: 128
RPI	S	Opponent	Score	RPI	S	Opponent	Score	RPI	S	Opponent	Score	RPI	S	Opponent	Score	
				32	A	Kentucky	49 71	55	A	Miami (OH)	55 68	117	A	Radford	58 80	
				48	A	Clemson	64 83	97	H	American	66 61	146	A	Davidson	62 71	
												189	H	Hampton	82 73	
												196	A	UNC Asheville	56 67	
												248	A	ETSU	73 65	
												254	H	Campbell	65 60	
												258	A	Gardner-Webb	78 61	
												267	H	Norfolk St.	83 51	
												271	H	Winthrop	56 54	
												307	H	UNC Greensboro	82 75	
												316	H	Charleston So.	71 64	
												335	H	Presbyterian	79 40	
												337	A	USC Upstate	87 61	
												342	A	Longwood	65 54	
												343	H	N.C. Central	80 69	
LAST 12 Division I GAMES:																
				342	A	Longwood	65 54	258	A	Gardner-Webb	78 61					
				189	H	Hampton	82 73	335	H	Presbyterian	79 40					
				271	H	Winthrop	56 54	117	A	Radford	58 80					
				316	H	Charleston So.	71 64	337	A	USC Upstate	87 61					
				254	H	Campbell	65 60	248	A	ETSU	73 65					
				196	A	UNC Asheville	56 67	97	H	American	66 61					

Non-Div I Games: Greensboro 102 50 Mars Hill 86 36

High Point

■ Loss,
 ■ Non-Conf,
 ■ S Site,
 ■ Home
 ■ A Away
 N Neutral

Average RPI Win: 233	WON-LOST	WINNING	LAST 10	STRENGTH OF	OPP. STRENGTH	TEAM	ADJ.	CONF.	ADJ CONF.
Average RPI Loss: 162	RECORD	PCT. RANK	GAMES	SCHEDULE	OF SCHEDULE	RPI	RPI	RPI	RPI
DIV. I ONLY	6- 14	274	0- 1	169	241	252	252	10	10
DIV. I NON-CONF.	5- 6	177	0- 0	253	335	223	223	11	11
TOTALS	RPI 1-25	RPI 26-50	W-L RECORDS	RPI 51-100	RPI 101-150	RPI 150+			
6- 14	0- 0	0- 1	OVERALL	1- 2	0- 3	5- 8			
2- 6	0- 0	0- 0	HOME	1- 1	0- 1	1- 4			
3- 6	0- 0	0- 1	AWAY	0- 0	0- 2	3- 3			
1- 2	0- 0	0- 0	NEUTRAL	0- 1	0- 0	1- 1			
5- 6	0- 0	0- 0	NON-CONFERENCE	0- 1	0- 0	5- 5			
1- 2	0- 0	0- 0	HOME	0- 0	0- 0	1- 2			
3- 2	0- 0	0- 0	AWAY	0- 0	0- 0	3- 2			
1- 2	0- 0	0- 0	NEUTRAL	0- 1	0- 0	1- 1			
1- 8	0- 0	0- 1	CONFERENCE	1- 1	0- 3	0- 3			
1- 4	0- 0	0- 0	HOME	1- 1	0- 1	0- 2			
0- 4	0- 0	0- 1	AWAY	0- 0	0- 2	0- 1			
0- 0	0- 0	0- 0	NEUTRAL	0- 0	0- 0	0- 0			

RPI 1-25			RPI 26-50			RPI 51-100			RPI 101+ Team's RPI: 252		
RPI	S	Opponent	Score	RPI	S	Opponent	Score	RPI	S	Opponent	Score
				41	A	James Madison	54 77	83	H	Northeastern	78 61
								84	N	Wright St.	64 93
								86	H	Drexel	49 61
								119	A	UNCW	54 89
								120	A	Towson	68 92
								150	H	William & Mary	55 60
								151	N	Marist	57 71
								160	H	Delaware	59 78
								162	A	Stony Brook	49 77
								197	H	Elon	64 77
								203	A	St. Bonaventure	67 59
								209	N	Stetson	53 50
								210	A	Holy Cross	66 72
								240	H	Sacred Heart	64 70
								262	H	Columbia	63 65
								273	A	Siena	57 50
								291	A	Col. of Charleston	62 70
								298	A	UMBC	45 42
								332	H	Iona	74 49
LAST 12 Division I GAMES:											
291	A	Col. of Charleston	62 70	41	A	James Madison	54 77				
119	A	UNCW	54 89	197	H	Elon	64 77				
83	H	Northeastern	78 61	150	H	William & Mary	55 60				
86	H	Drexel	49 61	273	A	Siena	57 50				
160	H	Delaware	59 78	298	A	UMBC	45 42				
120	A	Towson	68 92	210	A	Holy Cross	66 72				

Non-Div I Games: Wilmington (DE) 77 56

Hofstra

 Loss,
 Non-Conf,
 S Site,
 Home
 Away
 N Neutral

Holy Cross

Through Games Of Feb. 6, 2019

Average RPI Win:	266	WON-LOST	WINNING	LAST 10	STRENGTH OF	OPP. STRENGTH	TEAM	ADJ.	CONF.	ADJ CONF.
Average RPI Loss:	190	RECORD	PCT. RANK	GAMES	SCHEDULE	OF SCHEDULE	RPI	RPI	RPI	RPI
DIV. I ONLY	12- 9	130	1- 0	314	280	210	210	19	19	
DIV. I NON-CONF.	8- 3	72	0- 0	336	308	198	198	22	22	
TOTALS	RPI 1-25	RPI 26-50	W-L RECORDS	RPI 51-100	RPI 101-150	RPI 150+				
12- 9	0- 0	0- 1	OVERALL	0- 1	0- 2	12- 5				
9- 2	0- 0	0- 0	HOME	0- 0	0- 0	9- 2				
3- 7	0- 0	0- 1	AWAY	0- 1	0- 2	3- 3				
0- 0	0- 0	0- 0	NEUTRAL	0- 0	0- 0	0- 0				
8- 3	0- 0	0- 0	NON-CONFERENCE	0- 0	0- 1	8- 2				
5- 1	0- 0	0- 0	HOME	0- 0	0- 0	5- 1				
3- 2	0- 0	0- 0	AWAY	0- 0	0- 1	3- 1				
0- 0	0- 0	0- 0	NEUTRAL	0- 0	0- 0	0- 0				
4- 6	0- 0	0- 1	CONFERENCE	0- 1	0- 1	4- 3				
4- 1	0- 0	0- 0	HOME	0- 0	0- 0	4- 1				
0- 5	0- 0	0- 1	AWAY	0- 1	0- 1	0- 2				
0- 0	0- 0	0- 0	NEUTRAL	0- 0	0- 0	0- 0				

RPI S	Opponent	Score	RPI S	Opponent	Score	RPI S	Opponent	Score	RPI S	Opponent	Score	Team's RPI: 210
47	A Bucknell	71 75	97	A American	58 70	101	A Boston College	63 89	136	A Lehigh	55 64	
						165	H Boston U.	75 69	192	H Rider	71 61	
						212	A Navy	47 54	215	H Rhode Island	73 65	
						226	H Colgate	67 70	237	A Albany (NY)	56 50	
						241	H Brown	85 89	252	H Hofstra	72 66	
						270	A Vermont	65 40	295	H Loyola Maryland	78 60	
						299	H Army West Point	58 39	300	A Bryant	81 62	
						317	H Manhattan	61 53	323	A Lafayette	63 73	
						323	H Lafayette	56 53	324	H UMass Lowell	63 54	
						326	A New Hampshire	62 74				
LAST 12 Division I GAMES:												
323	H Lafayette	56 53	295	H Loyola Maryland	78 60							
97	A American	58 70	136	A Lehigh	55 64							
47	A Bucknell	71 75	323	A Lafayette	63 73							
299	H Army West Point	58 39	226	H Colgate	67 70							
165	H Boston U.	75 69	300	A Bryant	81 62							
212	A Navy	47 54	317	H Manhattan	61 53							

Non-Div I Games:

Holy Cross

Loss, Non-Conf, S Site, H Home A Away N Neutral

Average RPI Win:	205	WON-LOST	WINNING	LAST 10	STRENGTH OF	OPP. STRENGTH	TEAM	ADJ.	CONF.	ADJ CONF.
Average RPI Loss:	74	RECORD	PCT. RANK	GAMES	SCHEDULE	OF SCHEDULE	RPI	RPI	RPI	RPI
DIV. I ONLY	11- 11	159	0- 1	73	84	112	112	9	9	
DIV. I NON-CONF.	6- 7	172	0- 0	72	95	105	105	9	9	
TOTALS	RPI 1-25	RPI 26-50	W-L RECORDS	RPI 51-100	RPI 101-150	RPI 150+				
11- 11	0- 3	1- 2	OVERALL	0- 2	0- 2	10- 2				
4- 5	0- 2	1- 1	HOME	0- 0	0- 2	3- 0				
7- 6	0- 1	0- 1	AWAY	0- 2	0- 0	7- 2				
0- 0	0- 0	0- 0	NEUTRAL	0- 0	0- 0	0- 0				
6- 7	0- 1	1- 2	NON-CONFERENCE	0- 1	0- 2	5- 1				
1- 4	0- 1	1- 1	HOME	0- 0	0- 2	0- 0				
5- 3	0- 0	0- 1	AWAY	0- 1	0- 0	5- 1				
0- 0	0- 0	0- 0	NEUTRAL	0- 0	0- 0	0- 0				
5- 4	0- 2	0- 0	CONFERENCE	0- 1	0- 0	5- 1				
3- 1	0- 1	0- 0	HOME	0- 0	0- 0	3- 0				
2- 3	0- 1	0- 0	AWAY	0- 1	0- 0	2- 1				
0- 0	0- 0	0- 0	NEUTRAL	0- 0	0- 0	0- 0				

RPI 1-25				RPI 26-50				RPI 51-100				RPI 101+ Team's RPI: 112			
RPI	S	Opponent	Score	RPI	S	Opponent	Score	RPI	S	Opponent	Score	RPI	S	Opponent	Score
6	H	UConn	61 81	27	A	California	79 80	70	A	FGCU	71 76	101	H	Boston College	57 64
14	A	UCF	56 58	42	H	Georgia Tech	95 89	87	A	Cincinnati	57 68	114	H	UT Arlington	61 65
18	H	Texas A&M	52 68	49	H	New Mexico	84 89					157	A	Louisiana Tech	88 100
												159	H	Tulsa	76 44
												175	A	Temple	65 76
												175	H	Temple	78 65
												185	A	Southern Miss.	61 44
												202	A	George Mason	66 56
												207	A	SMU	72 61
												207	H	SMU	69 68
												248	A	ETSU	84 77
												250	A	Wichita St.	66 58
												262	A	Columbia	83 72
												322	A	Incarinate Word	79 60
LAST 12 Division I GAMES:															
175	A	Temple	65 76	175	H	Temple	78 65								
207	H	SMU	69 68	207	A	SMU	72 61								
14	A	UCF	56 58	6	H	UConn	61 81								
159	H	Tulsa	76 44	185	A	Southern Miss.	61 44								
87	A	Cincinnati	57 68	202	A	George Mason	66 56								
250	A	Wichita St.	66 58	114	H	UT Arlington	61 65								

Non-Div I Games:

Houston

■ Loss,
 ■ Non-Conf, S Site,
 ■ Home
 ■ Away
 N Neutral

Houston Baptist

Through Games Of Feb. 6, 2019

Average RPI Win:	316	WON-LOST	WINNING	LAST 10	STRENGTH OF	OPP. STRENGTH	TEAM	ADJ.	CONF.	ADJ CONF.
Average RPI Loss:	183	RECORD	PCT. RANK	GAMES	SCHEDULE	OF SCHEDULE	RPI	RPI	RPI	RPI
DIV. I ONLY	3- 13	319	0- 0	273	274	334	334	25	25	
DIV. I NON-CONF.	1- 5	311	0- 0	272	170	332	332	23	23	
TOTALS	RPI 1-25	RPI 26-50	W-L RECORDS	RPI 51-100	RPI 101-150	RPI 150+				
3- 13	0- 0	0- 0	OVERALL	0- 3	0- 1	3- 9				
3- 4	0- 0	0- 0	HOME	0- 0	0- 0	3- 4				
0- 9	0- 0	0- 0	AWAY	0- 3	0- 1	0- 5				
0- 0	0- 0	0- 0	NEUTRAL	0- 0	0- 0	0- 0				
1- 5	0- 0	0- 0	NON-CONFERENCE	0- 1	0- 1	1- 3				
1- 1	0- 0	0- 0	HOME	0- 0	0- 0	1- 1				
0- 4	0- 0	0- 0	AWAY	0- 1	0- 1	0- 2				
0- 0	0- 0	0- 0	NEUTRAL	0- 0	0- 0	0- 0				
2- 8	0- 0	0- 0	CONFERENCE	0- 2	0- 0	2- 6				
2- 3	0- 0	0- 0	HOME	0- 0	0- 0	2- 3				
0- 5	0- 0	0- 0	AWAY	0- 2	0- 0	0- 3				
0- 0	0- 0	0- 0	NEUTRAL	0- 0	0- 0	0- 0				

RPI 1-25				RPI 26-50				RPI 51-100				RPI 101+ Team's RPI: 334			
RPI	S	Opponent	Score	RPI	S	Opponent	Score	RPI	S	Opponent	Score	RPI	S	Opponent	Score
								59	A	Lamar University	50 63	149	A	Texas Tech	76 82
								72	A	SFA	53 65	161	H	Abilene Christian	62 72
								90	A	Oklahoma St.	44 77	177	A	North Texas	75 100
												180	H	Oral Roberts	56 74
												187	A	Nicholls St.	54 77
												199	H	Sam Houston St.	63 74
												250	A	Wichita St.	50 68
												263	H	A&M-Corpus Christi	56 70
												266	A	Southeastern La.	65 73
												312	H	La.-Monroe	68 60
												314	H	New Orleans	83 74
												320	A	McNeese	71 81
												322	H	Incarnate Word	60 59
LAST 12 Division I GAMES:															
				72	A	SFA	53 65					161	H	Abilene Christian	62 72
				263	H	A&M-Corpus Christi	56 70					187	A	Nicholls St.	54 77
				322	H	Incarnate Word	60 59					314	H	New Orleans	83 74
				320	A	McNeese	71 81					59	A	Lamar University	50 63
				266	A	Southeastern La.	65 73					312	H	La.-Monroe	68 60
				199	H	Sam Houston St.	63 74					180	H	Oral Roberts	56 74

Non-Div I Games: Howard Payne 93 60 Tex. A&M Int'l 81 48 McMurry 92 41 Southwest (NM) 100 57
Houston Baptist

Loss, Non-Conf, S Site, H Home A Away N Neutral

Average RPI Win:	289	WON-LOST	WINNING	LAST 10	STRENGTH OF	OPP. STRENGTH	TEAM	ADJ.	CONF.	ADJ CONF.
Average RPI Loss:	178	RECORD	PCT. RANK	GAMES	SCHEDULE	OF SCHEDULE	RPI	RPI	RPI	RPI
DIV. I ONLY	12- 9	130	1- 0	318	332	218	218	32	32	
DIV. I NON-CONF.	7- 6	153	0- 0	294	273	194	194	32	32	
TOTALS	RPI 1-25	RPI 26-50	W-L RECORDS	RPI 51-100	RPI 101-150	RPI 150+				
12- 9	0- 1	0- 0	OVERALL	0- 1	0- 1	12- 6				
7- 3	0- 0	0- 0	HOME	0- 0	0- 0	7- 3				
5- 6	0- 1	0- 0	AWAY	0- 1	0- 1	5- 3				
0- 0	0- 0	0- 0	NEUTRAL	0- 0	0- 0	0- 0				
7- 6	0- 1	0- 0	NON-CONFERENCE	0- 1	0- 1	7- 3				
2- 2	0- 0	0- 0	HOME	0- 0	0- 0	2- 2				
5- 4	0- 1	0- 0	AWAY	0- 1	0- 1	5- 1				
0- 0	0- 0	0- 0	NEUTRAL	0- 0	0- 0	0- 0				
5- 3	0- 0	0- 0	CONFERENCE	0- 0	0- 0	5- 3				
5- 1	0- 0	0- 0	HOME	0- 0	0- 0	5- 1				
0- 2	0- 0	0- 0	AWAY	0- 0	0- 0	0- 2				
0- 0	0- 0	0- 0	NEUTRAL	0- 0	0- 0	0- 0				

RPI 1-25				RPI 26-50				RPI 51-100				RPI 101+ Team's RPI: 218			
RPI	S	Opponent	Score	RPI	S	Opponent	Score	RPI	S	Opponent	Score	RPI	S	Opponent	Score
20	A	North Carolina	63 85					87	A	Cincinnati	51 85	150	A	William & Mary	75 88
												158	H	Mercer	70 85
												179	A	UMES	72 80
												179	H	UMES	73 80
												202	H	George Mason	73 59
												224	A	Niagara	68 61
												254	A	Campbell	69 64
												260	A	Richmond	60 67
												267	H	Norfolk St.	74 70
												268	H	Bethune-Cookman	61 40
												273	H	Siena	81 86
												282	A	La Salle	57 54
												292	A	South Carolina St.	63 72
												302	H	Morgan St.	79 56
												311	H	NJIT	77 57
												313	A	FIU	89 62
												344	A	Fairleigh Dickinson	79 58
												347	H	Delaware St.	78 62
												349	H	Florida A&M	74 68
LAST 12 Division I GAMES:															
267	H	Norfolk St.	74 70	179	A	UMES	72 80	349	H	Florida A&M	74 68				
179	H	UMES	73 80	20	A	North Carolina	63 85	87	A	Cincinnati	51 85				
347	H	Delaware St.	78 62	518	H	Mercer	70 85								
292	A	South Carolina St.	63 72	313	A	FIU	89 62								
302	H	Morgan St.	79 56												
268	H	Bethune-Cookman	61 40												

Non-Div I Games:

Howard

■ Loss,
■ Non-Conf,
■ S Site,
■ H Home
■ A Away
N Neutral

Average RPI Win: 223	WON-LOST	WINNING	LAST 10	STRENGTH OF	OPP. STRENGTH	TEAM	ADJ.	CONF.	ADJ CONF.
Average RPI Loss: 117	RECORD	PCT. RANK	GAMES	SCHEDULE	OF SCHEDULE	RPI	RPI	RPI	RPI
DIV. I ONLY	12- 9	130	0- 1	168	175	134	134	20	20
DIV. I NON-CONF.	5- 5	162	0- 0	60	112	88	88	17	17
TOTALS	RPI 1-25	RPI 26-50	W-L RECORDS	RPI 51-100	RPI 101-150	RPI 150+			
12- 9	0- 1	0- 1	OVERALL	1- 3	2- 1	9- 3			
5- 3	0- 0	0- 1	HOME	0- 2	1- 0	4- 0			
6- 6	0- 1	0- 0	AWAY	1- 1	0- 1	5- 3			
1- 0	0- 0	0- 0	NEUTRAL	0- 0	1- 0	0- 0			
5- 5	0- 1	0- 1	NON-CONFERENCE	0- 1	2- 0	3- 2			
1- 2	0- 0	0- 1	HOME	0- 1	1- 0	0- 0			
3- 3	0- 1	0- 0	AWAY	0- 0	0- 0	3- 2			
1- 0	0- 0	0- 0	NEUTRAL	0- 0	1- 0	0- 0			
7- 4	0- 0	0- 0	CONFERENCE	1- 2	0- 1	6- 1			
4- 1	0- 0	0- 0	HOME	0- 1	0- 0	4- 0			
3- 3	0- 0	0- 0	AWAY	1- 1	0- 1	2- 1			
0- 0	0- 0	0- 0	NEUTRAL	0- 0	0- 0	0- 0			

RPI 1-25				RPI 26-50				RPI 51-100				RPI 101+ Team's RPI: 134			
RPI	S	Opponent	Score	RPI	S	Opponent	Score	RPI	S	Opponent	Score	RPI	S	Opponent	Score
13	A	Iowa	58 72	37	H	Ohio	66 73	71	A	Green Bay	67 63	116	N	VCU	63 61
								84	A	Wright St.	59 66	127	A	Youngstown St.	52 70
								84	H	Wright St.	75 78	131	H	UT Martin	73 72
								93	H	UNI	40 53	155	A	Southern Ill.	73 78
												173	A	Indiana St.	64 59
												181	A	Wisconsin	64 65
												190	A	Milwaukee	67 66
												198	A	Ole Miss	66 58
												274	A	Cleveland St.	75 50
												279	A	UTSA	58 50
												281	A	Northern Ky.	57 60
												281	H	Northern Ky.	70 48
												306	H	Oakland	82 53
												330	H	Detroit Mercy	82 47
												331	H	UIC	71 43
LAST 12 Division I GAMES:															
84	A	Wright St.	59 66	330	H	Detroit Mercy	82 47								
281	A	Northern Ky.	57 60	127	A	Youngstown St.	52 70								
71	A	Green Bay	67 63	274	A	Cleveland St.	75 50								
190	A	Milwaukee	67 66	281	H	Northern Ky.	70 48								
331	H	UIC	71 43	84	H	Wright St.	75 78								
306	H	Oakland	82 53	155	A	Southern Ill.	73 78								

Non-Div I Games: Purdue Northwest 101 40

IUPUI

■ Loss,
 ■ Non-Conf, S Site,
 ■ Home
 ■ Away
 N Neutral

Idaho

Through Games Of Feb. 6, 2019

Average RPI Win:	196	WON-LOST	WINNING	LAST 10	STRENGTH OF	OPP. STRENGTH	TEAM	ADJ.	CONF.	ADJ CONF.
Average RPI Loss:	113	RECORD	PCT. RANK	GAMES	SCHEDULE	OF SCHEDULE	RPI	RPI	RPI	RPI
DIV. I ONLY	11- 8	125	1- 0	132	111	94	94	16	16	
DIV. I NON-CONF.	3- 6	241	0- 0	65	43	149	149	12	12	
TOTALS	RPI 1-25	RPI 26-50	W-L RECORDS	RPI 51-100	RPI 101-150	RPI 150+				
11- 8	0- 2	0- 1	OVERALL	1- 1	3- 2	7- 2				
5- 1	0- 0	0- 0	HOME	0- 0	1- 1	4- 0				
6- 6	0- 2	0- 1	AWAY	1- 0	2- 1	3- 2				
0- 1	0- 0	0- 0	NEUTRAL	0- 1	0- 0	0- 0				
3- 6	0- 2	0- 1	NON-CONFERENCE	0- 1	2- 0	1- 2				
2- 0	0- 0	0- 0	HOME	0- 0	1- 0	1- 0				
1- 5	0- 2	0- 1	AWAY	0- 0	1- 0	0- 2				
0- 1	0- 0	0- 0	NEUTRAL	0- 1	0- 0	0- 0				
8- 2	0- 0	0- 0	CONFERENCE	1- 0	1- 2	6- 0				
3- 1	0- 0	0- 0	HOME	0- 0	0- 1	3- 0				
5- 1	0- 0	0- 0	AWAY	1- 0	1- 1	3- 0				
0- 0	0- 0	0- 0	NEUTRAL	0- 0	0- 0	0- 0				

RPI 1-25				RPI 26-50				RPI 51-100				Team's RPI: 94	RPI 101+			
RPI	S	Opponent	Score	RPI	S	Opponent	Score	RPI	S	Opponent	Score		RPI	S	Opponent	Score
4	A	Stanford	71 115	50	A	Wyoming	61 64	58	N	Boise St.	85 91		109	H	Northern Colo.	72 86
12	A	Gonzaga	51 88					77	A	Idaho St.	86 72		140	A	Montana St.	82 66
													144	H	CSUN	88 73
													145	A	Montana	79 82
													149	A	Texas Tech	88 77
													163	H	Portland St.	80 78
													191	H	Eastern Wash.	84 68
													220	H	San Francisco	70 63
													238	H	Sacramento St.	104 66
													257	A	Southern Utah	82 70
													259	A	Hawaii	61 69
													264	A	Long Beach St.	63 70
													269	A	Northern Ariz.	86 69
													308	A	Weber St.	79 74
LAST 12 Division I GAMES:																
257	A	Southern Utah	82 70	109	H	Northern Colo.	72 86									
269	A	Northern Ariz.	86 69	191	H	Eastern Wash.	84 68									
163	H	Portland St.	80 78	308	A	Weber St.	79 74									
238	H	Sacramento St.	104 66	77	A	Idaho St.	86 72									
145	A	Montana	79 82	12	A	Gonzaga	51 88									
140	A	Montana St.	82 66	50	A	Wyoming	61 64									

Non-Div I Games:

Idaho

■ Loss,
 ■ Non-Conf,
 ■ S Site,
 ■ Home
 ■ A Away
 N Neutral

Average RPI Win:	226	WON-LOST	WINNING	LAST 10	STRENGTH OF	OPP. STRENGTH	TEAM	ADJ.	CONF.	ADJ CONF.
Average RPI Loss:	59	RECORD	PCT. RANK	GAMES	SCHEDULE	OF SCHEDULE	RPI	RPI	RPI	RPI
DIV. I ONLY	13- 6	79	1- 0	133	168	77	77	16	16	
DIV. I NON-CONF.	4- 4	162	0- 0	39	153	77	77	12	12	
TOTALS	RPI 1-25	RPI 26-50	W-L RECORDS	RPI 51-100	RPI 101-150	RPI 150+				
13- 6	0- 1	0- 2	OVERALL	0- 2	3- 1	10- 0				
6- 1	0- 0	0- 0	HOME	0- 1	3- 0	3- 0				
6- 4	0- 1	0- 1	AWAY	0- 1	0- 1	6- 0				
1- 1	0- 0	0- 1	NEUTRAL	0- 0	0- 0	1- 0				
4- 4	0- 1	0- 2	NON-CONFERENCE	0- 1	1- 0	3- 0				
2- 0	0- 0	0- 0	HOME	0- 0	1- 0	1- 0				
1- 3	0- 1	0- 1	AWAY	0- 1	0- 0	1- 0				
1- 1	0- 0	0- 1	NEUTRAL	0- 0	0- 0	1- 0				
9- 2	0- 0	0- 0	CONFERENCE	0- 1	2- 1	7- 0				
4- 1	0- 0	0- 0	HOME	0- 1	2- 0	2- 0				
5- 1	0- 0	0- 0	AWAY	0- 0	0- 1	5- 0				
0- 0	0- 0	0- 0	NEUTRAL	0- 0	0- 0	0- 0				

RPI 1-25				RPI 26-50				RPI 51-100				Team's RPI: 77	RPI 101+			
RPI	S	Opponent	Score	RPI	S	Opponent	Score	RPI	S	Opponent	Score		RPI	S	Opponent	Score
12	A	Gonzaga	51 70	29	A	Utah	60 74	69	A	Arizona	46 71		109	A	Northern Colo.	56 60
				42	N	Georgia Tech	51 74	94	H	Idaho	72 86		132	H	Pepperdine	65 63
													140	H	Montana St.	61 43
													145	H	Montana	50 34
													163	A	Portland St.	58 57
													191	H	Eastern Wash.	63 48
													238	A	Sacramento St.	56 42
													238	H	Sacramento St.	73 43
													257	A	Southern Utah	69 57
													269	A	Northern Ariz.	80 69
													272	H	Utah Valley	80 68
													285	A	California Baptist	72 57
													296	N	Kennesaw St.	60 49
													308	A	Weber St.	70 57
LAST 12 Division I GAMES:																
163	A	Portland St.	58 57	308	A	Weber St.	70 57									
238	A	Sacramento St.	56 42	269	A	Northern Ariz.	80 69									
140	H	Montana St.	61 43	257	A	Southern Utah	69 57									
145	H	Montana	50 34	191	H	Eastern Wash.	63 48									
109	A	Northern Colo.	56 60	94	H	Idaho	72 86									
238	H	Sacramento St.	73 43	132	H	Pepperdine	65 63									

Non-Div I Games: Benedictine Mesa 88 51

Idaho St.

Average RPI Win:	241	WON-LOST	WINNING	LAST 10	STRENGTH OF	OPP. STRENGTH	TEAM	ADJ.	CONF.	ADJ CONF.
Average RPI Loss:	72	RECORD	PCT. RANK	GAMES	SCHEDULE	OF SCHEDULE	RPI	RPI	RPI	RPI
DIV. I ONLY	9- 13	226	0- 1	89	88	186	186	4	4	
DIV. I NON-CONF.	8- 3	72	0- 0	285	276	176	176	6	6	
TOTALS	RPI 1-25	RPI 26-50	W-L RECORDS	RPI 51-100	RPI 101-150	RPI 150+				
9- 13	0- 4	0- 3	OVERALL	0- 3	1- 2	8- 1				
7- 7	0- 3	0- 2	HOME	0- 1	0- 1	7- 0				
2- 5	0- 1	0- 1	AWAY	0- 2	1- 1	1- 0				
0- 1	0- 0	0- 0	NEUTRAL	0- 0	0- 0	0- 1				
8- 3	0- 0	0- 2	NON-CONFERENCE	0- 0	0- 0	8- 1				
7- 1	0- 0	0- 1	HOME	0- 0	0- 0	7- 0				
1- 1	0- 0	0- 1	AWAY	0- 0	0- 0	1- 0				
0- 1	0- 0	0- 0	NEUTRAL	0- 0	0- 0	0- 1				
1- 10	0- 4	0- 1	CONFERENCE	0- 3	1- 2	0- 0				
0- 6	0- 3	0- 1	HOME	0- 1	0- 1	0- 0				
1- 4	0- 1	0- 0	AWAY	0- 2	1- 1	0- 0				
0- 0	0- 0	0- 0	NEUTRAL	0- 0	0- 0	0- 0				

RPI S	Opponent	Score	RPI S	Opponent	Score	RPI S	Opponent	Score	RPI S	Opponent	Score	Team's RPI: 186
13	H Iowa	75 94	34	H Missouri	45 67	88	A Northwestern	45 68	102	H Nebraska	67 77	
16	H Rutgers	60 71	39	H Indiana	83 85	88	H Northwestern	56 64	115	A Minnesota	66 62	
21	H Maryland	66 80	48	A Clemson	67 69	98	A Ohio St.	70 78	124	A Penn St.	48 62	
23	A Michigan St.	60 77							173	H Indiana St.	75 57	
									184	H Eastern Mich.	72 66	
									235	H SIUE	74 57	
									238	N Sacramento St.	107 109	
									262	H Columbia	76 69	
									288	H Murray St.	84 52	
									294	H Valparaiso	73 54	
									303	H Alabama A&M	88 60	
									319	A Cal Poly	74 51	
LAST 12 Division I GAMES:												
21	H Maryland	66 80	124	A Penn St.	48 62							
98	A Ohio St.	70 78	16	H Rutgers	60 71							
88	H Northwestern	56 64	115	A Minnesota	66 62							
23	A Michigan St.	60 77	88	A Northwestern	45 68							
13	H Iowa	75 94	39	H Indiana	83 85							
102	H Nebraska	67 77	34	H Missouri	45 67							

Non-Div I Games:

Illinois

■ Loss,
 ■ Non-Conf, S Site,
 ■ Home
 ■ Away
 N Neutral

Average RPI Win:	239	WON-LOST	WINNING	LAST 10	STRENGTH OF	OPP. STRENGTH	TEAM	ADJ.	CONF.	ADJ CONF.
Average RPI Loss:	154	RECORD	PCT. RANK	GAMES	SCHEDULE	OF SCHEDULE	RPI	RPI	RPI	RPI
DIV. I ONLY	10- 9	149	1- 0	235	240	188	188	13	13	
DIV. I NON-CONF.	6- 4	125	0- 0	300	313	183	183	14	14	
TOTALS	RPI 1-25	RPI 26-50	W-L RECORDS	RPI 51-100	RPI 101-150	RPI 150+				
10- 9	0- 1	0- 1	OVERALL	1- 1	0- 0	9- 6				
6- 3	0- 1	0- 0	HOME	1- 1	0- 0	5- 1				
4- 6	0- 0	0- 1	AWAY	0- 0	0- 0	4- 5				
0- 0	0- 0	0- 0	NEUTRAL	0- 0	0- 0	0- 0				
6- 4	0- 0	0- 1	NON-CONFERENCE	0- 0	0- 0	6- 3				
4- 0	0- 0	0- 0	HOME	0- 0	0- 0	4- 0				
2- 4	0- 0	0- 1	AWAY	0- 0	0- 0	2- 3				
0- 0	0- 0	0- 0	NEUTRAL	0- 0	0- 0	0- 0				
4- 5	0- 1	0- 0	CONFERENCE	1- 1	0- 0	3- 3				
2- 3	0- 1	0- 0	HOME	1- 1	0- 0	1- 1				
2- 2	0- 0	0- 0	AWAY	0- 0	0- 0	2- 2				
0- 0	0- 0	0- 0	NEUTRAL	0- 0	0- 0	0- 0				

RPI 1-25				RPI 26-50				RPI 51-100				RPI 101+				Team's RPI: 188	
RPI	S	Opponent	Score	RPI	S	Opponent	Score	RPI	S	Opponent	Score	RPI	S	Opponent	Score		
19	H	Drake	64 82	46	A	Butler	56 58	67	H	Missouri St.	47 59	155	H	Southern Ill.	60 52		
								93	H	UNI	66 64	156	H	Bradley	68 79		
												173	A	Indiana St.	44 59		
												184	A	Eastern Mich.	41 50		
												195	H	Saint Louis	72 67		
												219	A	UMKC	62 55		
												221	H	North Dakota	67 55		
												232	A	Loyola Chicago	59 62		
												235	A	SIUE	61 68		
												274	A	Cleveland St.	63 67		
												281	A	Northern Ky.	58 53		
												283	H	Austin Peay	61 49		
												294	A	Valparaiso	70 67		
												306	H	Oakland	62 56		
												338	A	Evansville	72 61		
LAST 12 Division I GAMES:																	
294	A	Valparaiso	70 67	173	A	Indiana St.	44 59										
232	A	Loyola Chicago	59 62	19	H	Drake	64 82										
156	H	Bradley	68 79	93	H	UNI	66 64										
67	H	Missouri St.	47 59	219	A	UMKC	62 55										
155	H	Southern Ill.	60 52	195	H	Saint Louis	72 67										
338	A	Evansville	72 61	281	A	Northern Ky.	58 53										

Non-Div I Games: Maryville (MO) 61 52

Illinois St.

■ Loss,
 ■ Non-Conf, S Site,
 ■ Home
 ■ Away
 N Neutral

Average RPI Win:	317	WON-LOST	WINNING	LAST 10	STRENGTH OF	OPP. STRENGTH	TEAM	ADJ.	CONF.	ADJ CONF.
Average RPI Loss:	168	RECORD	PCT. RANK	GAMES	SCHEDULE	OF SCHEDULE	RPI	RPI	RPI	RPI
DIV. I ONLY	2- 18	337	0- 1	194	259	322	322	25	25	
DIV. I NON-CONF.	0- 11	336	0- 0	85	190	307	307	23	23	
TOTALS	RPI 1-25	RPI 26-50	W-L RECORDS	RPI 51-100	RPI 101-150	RPI 150+				
2- 18	0- 1	0- 2	OVERALL	0- 3	0- 3	2- 9				
1- 7	0- 0	0- 1	HOME	0- 2	0- 2	1- 2				
1- 11	0- 1	0- 1	AWAY	0- 1	0- 1	1- 7				
0- 0	0- 0	0- 0	NEUTRAL	0- 0	0- 0	0- 0				
0- 11	0- 1	0- 2	NON-CONFERENCE	0- 1	0- 3	0- 4				
0- 4	0- 0	0- 1	HOME	0- 0	0- 2	0- 1				
0- 7	0- 1	0- 1	AWAY	0- 1	0- 1	0- 3				
0- 0	0- 0	0- 0	NEUTRAL	0- 0	0- 0	0- 0				
2- 7	0- 0	0- 0	CONFERENCE	0- 2	0- 0	2- 5				
1- 3	0- 0	0- 0	HOME	0- 2	0- 0	1- 1				
1- 4	0- 0	0- 0	AWAY	0- 0	0- 0	1- 4				
0- 0	0- 0	0- 0	NEUTRAL	0- 0	0- 0	0- 0				

RPI	S	Opponent	Score	RPI	S	Opponent	Score	RPI	S	Opponent	Score	RPI	S	Opponent	Score	Team's RPI: 322
17	A	Arizona St.	43 81	35	H	Rice	63 74	59	H	Lamar University	51 77	112	H	Houston	60 79	
				40	A	South Dakota	43 96	69	A	Arizona	42 84	114	H	UT Arlington	49 97	
								72	H	SFA	56 66	115	A	Minnesota	39 75	
												187	A	Nicholls St.	62 86	
												199	H	Sam Houston St.	56 76	
												206	A	Massachusetts	59 71	
												216	A	San Diego St.	38 81	
												289	A	Central Ark.	43 74	
												308	H	Weber St.	64 72	
												314	A	New Orleans	55 58	
												314	H	New Orleans	81 69	
												320	A	McNeese	68 66	
												334	A	Houston Baptist	59 60	
												340	A	Grand Canyon	63 74	
LAST 12 Division I GAMES:																
314	A	New Orleans	55 58	199	H	Sam Houston St.	56 76									
334	A	Houston Baptist	59 60	187	A	Nicholls St.	62 86									
314	H	New Orleans	81 69	320	A	McNeese	68 66									
59	H	Lamar University	51 77	35	H	Rice	63 74									
72	H	SFA	56 66	206	A	Massachusetts	59 71									
289	A	Central Ark.	43 74	115	A	Minnesota	39 75									

Non-Div I Games:

Incarnate Word

Loss, Non-Conf, S Site, H Home A Away N Neutral

Indiana

Through Games Of Feb. 6, 2019

Average RPI Win:	127	WON-LOST	WINNING	LAST 10	STRENGTH OF	OPP. STRENGTH	TEAM	ADJ.	CONF.	ADJ CONF.
Average RPI Loss:	83	RECORD	PCT. RANK	GAMES	SCHEDULE	OF SCHEDULE	RPI	RPI	RPI	RPI
DIV. I ONLY	17- 7	67	0- 1	58	44	39	39	4	4	
DIV. I NON-CONF.	11- 1	13	0- 0	119	55	21	21	6	6	
TOTALS	RPI 1-25	RPI 26-50	W-L RECORDS	RPI 51-100	RPI 101-150	RPI 150+				
17- 7	1- 2	3- 1	OVERALL	4- 2	3- 1	6- 1				
9- 3	1- 1	1- 0	HOME	3- 1	1- 1	3- 0				
6- 3	0- 1	1- 1	AWAY	1- 1	1- 0	3- 0				
2- 1	0- 0	1- 0	NEUTRAL	0- 0	1- 0	0- 1				
11- 1	0- 0	3- 0	NON-CONFERENCE	3- 0	1- 0	4- 1				
6- 0	0- 0	1- 0	HOME	2- 0	0- 0	3- 0				
3- 0	0- 0	1- 0	AWAY	1- 0	0- 0	1- 0				
2- 1	0- 0	1- 0	NEUTRAL	0- 0	1- 0	0- 1				
6- 6	1- 2	0- 1	CONFERENCE	1- 2	2- 1	2- 0				
3- 3	1- 1	0- 0	HOME	1- 1	1- 1	0- 0				
3- 3	0- 1	0- 1	AWAY	0- 1	1- 0	2- 0				
0- 0	0- 0	0- 0	NEUTRAL	0- 0	0- 0	0- 0				

RPI 1-25				RPI 26-50				Team's RPI: 39				RPI 51-100				RPI 101+			
RPI	S	Opponent	Score	RPI	S	Opponent	Score	RPI	S	Opponent	Score	RPI	S	Opponent	Score	RPI	S	Opponent	Score
16	A	Rutgers	64 69	40	N	South Dakota	68 60	60	H	Michigan	70 60	102	A	Nebraska	82 78				
21	H	Maryland	56 76	43	A	Purdue	53 56	67	H	Missouri St.	98 74	111	N	Loyola Marymount	67 43				
23	H	Michigan St.	68 64	45	A	UCLA	67 65	88	H	Northwestern	69 75	115	H	Minnesota	61 65				
				46	H	Butler	66 46	95	H	Northern Ill.	91 73	124	H	Penn St.	83 75				
								96	A	Wake Forest	87 73	181	A	Wisconsin	75 68				
								98	A	Ohio St.	50 55	186	A	Illinois	85 83				
												190	H	Milwaukee	68 66				
												200	N	Grambling	62 65				
												208	H	Florida	83 64				
												286	H	North Florida	75 52				
												306	A	Oakland	59 32				
LAST 12 Division I GAMES:																			
115	H	Minnesota	61 65	88	H	Northwestern	69 75												
102	A	Nebraska	82 78	181	A	Wisconsin	75 68												
16	A	Rutgers	64 69	98	A	Ohio St.	50 55												
21	H	Maryland	56 76	23	H	Michigan St.	68 64												
60	H	Michigan	70 60	124	H	Penn St.	83 75												
43	A	Purdue	53 56	186	A	Illinois	85 83												

Non-Div I Games:

Indiana

■ Loss,
■ Non-Conf,
■ S Site,
■ H Home
■ A Away
N Neutral

Average RPI Win:	254	WON-LOST	WINNING	LAST 10	STRENGTH OF	OPP. STRENGTH	TEAM	ADJ.	CONF.	ADJ CONF.
Average RPI Loss:	136	RECORD	PCT. RANK	GAMES	SCHEDULE	OF SCHEDULE	RPI	RPI	RPI	RPI
DIV. I ONLY	9- 10	186	1- 0	185	260	173	173	13	13	
DIV. I NON-CONF.	5- 5	162	0- 0	231	330	179	179	14	14	
TOTALS	RPI 1-25	RPI 26-50	W-L RECORDS	RPI 51-100	RPI 101-150	RPI 150+				
9- 10	0- 1	0- 1	OVERALL	0- 2	0- 2	9- 4				
2- 4	0- 1	0- 0	HOME	0- 1	0- 1	2- 1				
7- 5	0- 0	0- 1	AWAY	0- 1	0- 0	7- 3				
0- 1	0- 0	0- 0	NEUTRAL	0- 0	0- 1	0- 0				
5- 5	0- 0	0- 1	NON-CONFERENCE	0- 0	0- 2	5- 2				
1- 1	0- 0	0- 0	HOME	0- 0	0- 1	1- 0				
4- 3	0- 0	0- 1	AWAY	0- 0	0- 0	4- 2				
0- 1	0- 0	0- 0	NEUTRAL	0- 0	0- 1	0- 0				
4- 5	0- 1	0- 0	CONFERENCE	0- 2	0- 0	4- 2				
1- 3	0- 1	0- 0	HOME	0- 1	0- 0	1- 1				
3- 2	0- 0	0- 0	AWAY	0- 1	0- 0	3- 1				
0- 0	0- 0	0- 0	NEUTRAL	0- 0	0- 0	0- 0				

RPI 1-25				RPI 26-50				RPI 51-100				RPI 101+ Team's RPI: 173			
RPI	S	Opponent	Score	RPI	S	Opponent	Score	RPI	S	Opponent	Score	RPI	S	Opponent	Score
19	H	Drake	68 70	46	A	Butler	49 72	67	A	Missouri St.	58 71	134	H	IUPUI	59 64
								93	H	UNI	51 71	148	N	UC Irvine	61 77
												155	A	Southern Ill.	61 58
												156	H	Bradley	45 61
												186	A	Illinois	57 75
												188	H	Illinois St.	59 44
												195	A	Saint Louis	60 56
												217	A	Southeast Mo. St.	62 51
												231	A	Marshall	62 53
												232	A	Loyola Chicago	54 56
												276	A	Eastern Ill.	39 63
												294	A	Valparaiso	86 82
												331	H	UIC	60 53
												338	A	Evansville	76 69
												340	A	Grand Canyon	88 81
LAST 12 Division I GAMES:															
338	A	Evansville	76 69	188	H	Illinois St.	59 44								
93	H	UNI	51 71	155	A	Southern Ill.	61 58								
19	H	Drake	68 70	67	A	Missouri St.	58 71								
232	A	Loyola Chicago	54 56	276	A	Eastern Ill.	39 63								
294	A	Valparaiso	86 82	46	A	Butler	49 72								
156	H	Bradley	45 61	331	H	UIC	60 53								

Non-Div I Games: Davenport 79 43

Indiana St.

■ Loss,
 ■ Non-Conf,
 ■ S Site,
 ■ H Home
 ■ A Away
 N Neutral

Average RPI Win: 194	WON-LOST	WINNING	LAST 10	STRENGTH OF	OPP. STRENGTH	TEAM	ADJ.	CONF.	ADJ CONF.
Average RPI Loss: 178	RECORD	PCT. RANK	GAMES	SCHEDULE	OF SCHEDULE	RPI	RPI	RPI	RPI
DIV. I ONLY	1- 21	350	0- 1	161	237	332	332	27	27
DIV. I NON-CONF.	1- 10	330	0- 0	67	120	279	279	28	28
TOTALS	RPI 1-25	RPI 26-50	W-L RECORDS	RPI 51-100	RPI 101-150	RPI 150+			
1- 21	0- 1	0- 1	OVERALL	0- 3	0- 3	1- 13			
1- 11	0- 1	0- 0	HOME	0- 2	0- 2	1- 6			
0- 10	0- 0	0- 1	AWAY	0- 1	0- 1	0- 7			
0- 0	0- 0	0- 0	NEUTRAL	0- 0	0- 0	0- 0			
1- 10	0- 1	0- 1	NON-CONFERENCE	0- 2	0- 3	1- 3			
1- 5	0- 1	0- 0	HOME	0- 1	0- 2	1- 1			
0- 5	0- 0	0- 1	AWAY	0- 1	0- 1	0- 2			
0- 0	0- 0	0- 0	NEUTRAL	0- 0	0- 0	0- 0			
0- 11	0- 0	0- 0	CONFERENCE	0- 1	0- 0	0- 10			
0- 6	0- 0	0- 0	HOME	0- 1	0- 0	0- 5			
0- 5	0- 0	0- 0	AWAY	0- 0	0- 0	0- 5			
0- 0	0- 0	0- 0	NEUTRAL	0- 0	0- 0	0- 0			

RPI 1-25				RPI 26-50				RPI 51-100				RPI 101+ Team's RPI: 332			
RPI	S	Opponent	Score	RPI	S	Opponent	Score	RPI	S	Opponent	Score	RPI	S	Opponent	Score
25	H	Central Mich.	39 82	47	A	Bucknell	43 81	63	H	Quinnipiac	39 76	110	A	Kansas	44 75
								76	H	Penn	43 66	126	H	St. John's (NY)	35 61
								85	A	Toledo	38 84	137	H	Fordham	40 57
												151	A	Marist	36 76
												162	H	Stony Brook	51 53
												175	A	Temple	39 59
												192	H	Rider	58 66
												194	H	George Washington	52 43
												224	A	Niagara	53 72
												224	H	Niagara	46 58
												230	H	Monmouth	38 55
												252	A	Hofstra	49 74
												273	A	Siena	47 59
												277	A	Canisius	47 67
												277	H	Canisius	40 48
												317	A	Manhattan	33 55
												318	H	Fairfield	42 55
LAST 12 Division I GAMES:															
224	A	Niagara	53 72	192	H	Rider	58 66								
277	A	Canisius	47 67	224	H	Niagara	46 58								
63	H	Quinnipiac	39 76	277	H	Canisius	40 48								
318	H	Fairfield	42 55	273	A	Siena	47 59								
151	A	Marist	36 76	230	H	Monmouth	38 55								
317	A	Manhattan	33 55	137	H	Fordham	40 57								

Non-Div I Games:

Iona

■ Loss,
 ■ Non-Conf, S Site,
 ■ Home
 ■ Away
 N Neutral

Average RPI Win: 118		WON-LOST	WINNING	LAST 10	STRENGTH OF		OPP. STRENGTH	TEAM	ADJ.	CONF.	ADJ CONF.
Average RPI Loss: 30		RECORD	PCT. RANK	GAMES	SCHEDULE		OF SCHEDULE	RPI	RPI	RPI	RPI
DIV. I ONLY		17- 5	37	0- 1	11		33	13	13	4	4
DIV. I NON-CONF.		9- 2	43	0- 1	14		49	10	10	6	6
<hr/>											
TOTALS	RPI 1-25	RPI 26-50		W-L RECORDS		RPI 51-100		RPI 101-150		RPI 150+	
17- 5	3- 3	1- 1		OVERALL		3- 1		5- 0		5- 0	
11- 0	2- 0	1- 0		HOME		2- 0		2- 0		4- 0	
5- 4	1- 2	0- 1		AWAY		0- 1		3- 0		1- 0	
1- 1	0- 1	0- 0		NEUTRAL		1- 0		0- 0		0- 0	
<hr/>											
9- 2	2- 2	0- 0		NON-CONFERENCE		2- 0		2- 0		3- 0	
6- 0	1- 0	0- 0		HOME		1- 0		1- 0		3- 0	
2- 1	1- 1	0- 0		AWAY		0- 0		1- 0		0- 0	
1- 1	0- 1	0- 0		NEUTRAL		1- 0		0- 0		0- 0	
<hr/>											
8- 3	1- 1	1- 1		CONFERENCE		1- 1		3- 0		2- 0	
5- 0	1- 0	1- 0		HOME		1- 0		1- 0		1- 0	
3- 3	0- 1	0- 1		AWAY		0- 1		2- 0		1- 0	
0- 0	0- 0	0- 0		NEUTRAL		0- 0		0- 0		0- 0	

RPI	S	Opponent	Score
1	A	Notre Dame	71 105
11	H	Iowa St.	73 70
16	H	Rutgers	72 66
19	A	Drake	91 82
22	N	Florida St.	67 71
23	A	Michigan St.	70 84

RPI	S	Opponent	Score
43	A	Purdue	57 62
43	H	Purdue	72 58

RPI	S	Opponent	Score
60	A	Michigan	81 90
60	H	Michigan	75 61
65	N	West Virginia	84 81
93	H	UNI	83 57

RPI	S	Opponent	Score
102	H	Nebraska	77 71
115	A	Minnesota	81 63
121	A	Western Ky.	104 67
124	A	Penn St.	81 61
134	H	IUPUI	72 58
180	H	Oral Roberts	90 77
181	H	Wisconsin	71 53
186	A	Illinois	94 75
214	H	Robert Morris	92 63
343	H	N.C. Central	106 39

LAST 12 Division I GAMES:

22	N	Florida St.	67	71	60	H	Michigan	75	61
124	A	Penn St.	81	61	115	A	Minnesota	81	63
60	A	Michigan	81	90	43	A	Purdue	57	62
43	H	Purdue	72	58	181	H	Wisconsin	71	53
16	H	Rutgers	72	66	102	H	Nebraska	77	71
186	A	Illinois	94	75	23	A	Michigan St.	70	84

Non-Div I Games:

Iowa

Average RPI Win: 105		WON-LOST	WINNING	LAST 10	STRENGTH OF		OPP. STRENGTH	TEAM	ADJ.	CONF.	ADJ CONF.
Average RPI Loss: 30		RECORD	PCT. RANK	GAMES	SCHEDULE		OF SCHEDULE	RPI	RPI	RPI	RPI
DIV. I ONLY		17- 5	37	3- 0	3		45	11	11	3	3
DIV. I NON-CONF.		10- 2	37	3- 0	8		94	9	9	3	3
TOTALS		RPI 1-25	RPI 26-50		W-L RECORDS		RPI 51-100	RPI 101-150		RPI 150+	
17- 5	1- 2	3- 2		OVERALL		6- 1	2- 0		5- 0		
13- 1	1- 0	3- 1		HOME		4- 0	1- 0		4- 0		
3- 4	0- 2	0- 1		AWAY		2- 1	1- 0		0- 0		
1- 0	0- 0	0- 0		NEUTRAL		0- 0	0- 0		1- 0		
10- 2	1- 1	2- 1		NON-CONFERENCE		3- 0	0- 0		4- 0		
9- 0	1- 0	2- 0		HOME		3- 0	0- 0		3- 0		
0- 2	0- 1	0- 1		AWAY		0- 0	0- 0		0- 0		
1- 0	0- 0	0- 0		NEUTRAL		0- 0	0- 0		1- 0		
7- 3	0- 1	1- 1		CONFERENCE		3- 1	2- 0		1- 0		
4- 1	0- 0	1- 1		HOME		1- 0	1- 0		1- 0		
3- 2	0- 1	0- 0		AWAY		2- 1	1- 0		0- 0		
0- 0	0- 0	0- 0		NEUTRAL		0- 0	0- 0		0- 0		

RPI	S	Opponent	Score	RPI	S	Opponent	Score	RPI	S	Opponent	Score	RPI	S	Opponent	Score
2	A	Baylor	69 84	26	H	Miami (FL)	75 52	52	A	Kansas St.	81 52	110	A	Kansas	82 73
13	A	Iowa	70 73	31	H	Texas	62 64	52	H	Kansas St.	96 58	149	H	Texas Tech	105 66
19	H	Drake	86 81	40	A	South Dakota	59 64	53	H	Auburn	67 64	154	H	Oklahoma	104 78
				44	H	TCU	92 54	65	A	West Virginia	64 73	184	N	Eastern Mich.	85 59
				47	H	Bucknell	86 61	74	H	Arkansas	91 82	192	H	Prairie View	94 46
								90	A	Oklahoma St.	84 71	221	H	North Dakota	87 35
								95	H	Northern Ill.	70 60	224	H	Niagara	95 35
LAST 12 Division I GAMES:															
				95	H	Northern Ill.	70 60	2	A	Baylor	69 84				
				53	H	Auburn	67 64	154	H	Oklahoma	104 78				
				26	H	Miami (FL)	75 52	65	A	West Virginia	64 73				
				52	A	Kansas St.	81 52	31	H	Texas	62 64				
				149	H	Texas Tech	105 66	44	H	TCU	92 54				
				90	A	Oklahoma St.	84 71	110	A	Kansas	82 73				

Non-Div I Games:

Iowa St.

■ Loss,
■ Non-Conf,
■ S Site,
■ H Home
■ A Away
N Neutral

Average RPI Win:	303	WON-LOST	WINNING	LAST 10	STRENGTH OF	OPP. STRENGTH	TEAM	ADJ.	CONF.	ADJ CONF.
Average RPI Loss:	184	RECORD	PCT. RANK	GAMES	SCHEDULE	OF SCHEDULE	RPI	RPI	RPI	RPI
DIV. I ONLY	6- 12	258	1- 0	326	292	305	305	29	29	
DIV. I NON-CONF.	2- 7	288	0- 0	192	231	282	282	26	26	
TOTALS	RPI 1-25	RPI 26-50	W-L RECORDS	RPI 51-100	RPI 101-150	RPI 150+				
6- 12	0- 1	0- 0	OVERALL	0- 1	0- 2	6- 8				
4- 2	0- 0	0- 0	HOME	0- 0	0- 0	4- 2				
1- 9	0- 1	0- 0	AWAY	0- 1	0- 1	1- 6				
1- 1	0- 0	0- 0	NEUTRAL	0- 0	0- 1	1- 0				
2- 7	0- 1	0- 0	NON-CONFERENCE	0- 1	0- 2	2- 3				
1- 1	0- 0	0- 0	HOME	0- 0	0- 0	1- 1				
0- 5	0- 1	0- 0	AWAY	0- 1	0- 1	0- 2				
1- 1	0- 0	0- 0	NEUTRAL	0- 0	0- 1	1- 0				
4- 5	0- 0	0- 0	CONFERENCE	0- 0	0- 0	4- 5				
3- 1	0- 0	0- 0	HOME	0- 0	0- 0	3- 1				
1- 4	0- 0	0- 0	AWAY	0- 0	0- 0	1- 4				
0- 0	0- 0	0- 0	NEUTRAL	0- 0	0- 0	0- 0				

RPI 1-25			RPI 26-50			RPI 51-100			RPI 101+ Team's RPI: 305		
RPI	S	Opponent	Score	RPI	S	Opponent	Score	RPI	S	Opponent	Score
7	A	Mississippi St.	38 105					74	A	Arkansas	57 76
								114	A	UT Arlington	63 99
								142	N	Akron	57 74
								174	H	Southern U.	74 76
								192	A	Prairie View	57 76
								200	A	Grambling	77 74
								227	A	Memphis	67 68
								229	A	Alabama St.	67 74
								236	A	Louisiana	61 68
								239	A	Texas Southern	67 76
								266	H	Southeastern La.	45 50
								289	H	Central Ark.	65 56
								301	H	Mississippi Val.	87 56
								303	A	Alabama A&M	55 58
								331	N	UIC	72 57
								345	H	Ark.-Pine Bluff	60 41
								350	H	Alcorn	88 66
LAST 12 Division I GAMES:											
345	H	Ark.-Pine Bluff	60 41	350	H	Alcorn	88 66				
301	H	Mississippi Val.	87 56	229	A	Alabama St.	67 74				
200	A	Grambling	77 74	303	A	Alabama A&M	55 58				
239	A	Texas Southern	67 76	74	A	Arkansas	57 76				
192	A	Prairie View	57 76	331	N	UIC	72 57				
174	H	Southern U.	74 76	142	N	Akron	57 74				

Non-Div I Games: Spring Hill 105 57 Millsaps 88 38

Jackson St.

■ Loss,
 ■ Non-Conf,
 ■ S Site,
 ■ Home
 ■ A Away
 N Neutral

Jacksonville

Through Games Of Feb. 6, 2019

Average RPI Win: 289	WON-LOST	WINNING	LAST 10	STRENGTH OF	OPP. STRENGTH	TEAM	ADJ.	CONF.	ADJ CONF.
Average RPI Loss: 160	RECORD	PCT. RANK	GAMES	SCHEDULE	OF SCHEDULE	RPI	RPI	RPI	RPI
DIV. I ONLY	9- 11	204	1- 0	268	291	222	222	24	24
DIV. I NON-CONF.	4- 6	212	0- 0	174	301	192	192	27	27
TOTALS	RPI 1-25	RPI 26-50	W-L RECORDS	RPI 51-100	RPI 101-150	RPI 150+			
9- 11	0- 2	0- 0	OVERALL	0- 2	0- 2	9- 5			
3- 4	0- 0	0- 0	HOME	0- 0	0- 1	3- 3			
6- 5	0- 2	0- 0	AWAY	0- 1	0- 1	6- 1			
0- 2	0- 0	0- 0	NEUTRAL	0- 1	0- 0	0- 1			
4- 6	0- 2	0- 0	NON-CONFERENCE	0- 1	0- 1	4- 2			
1- 1	0- 0	0- 0	HOME	0- 0	0- 0	1- 1			
3- 3	0- 2	0- 0	AWAY	0- 0	0- 1	3- 0			
0- 2	0- 0	0- 0	NEUTRAL	0- 1	0- 0	0- 1			
5- 5	0- 0	0- 0	CONFERENCE	0- 1	0- 1	5- 3			
2- 3	0- 0	0- 0	HOME	0- 0	0- 1	2- 2			
3- 2	0- 0	0- 0	AWAY	0- 1	0- 0	3- 1			
0- 0	0- 0	0- 0	NEUTRAL	0- 0	0- 0	0- 0			

RPI 1-25				RPI 26-50				RPI 51-100				RPI 101+ Team's RPI: 222			
RPI	S	Opponent	Score	RPI	S	Opponent	Score	RPI	S	Opponent	Score	RPI	S	Opponent	Score
18	A	Texas A&M	53 73					66	N	Old Dominion	76 78	124	A	Penn St.	61 80
22	A	Florida St.	46 79					70	A	FGCU	58 82	147	H	North Ala.	59 62
												158	H	Mercer	71 66
												209	H	Stetson	56 69
												242	A	Liberty	64 52
												242	H	Liberty	75 85
												268	H	Bethune-Cookman	56 58
												286	A	North Florida	80 72
												296	A	Kennesaw St.	55 75
												296	H	Kennesaw St.	68 53
												303	N	Alabama A&M	60 65
												311	A	NJIT	61 56
												313	A	FIU	73 62
												316	A	Charleston So.	68 58
												329	H	Lipscomb	62 47
												348	A	Savannah St.	68 58
LAST 12 Division I GAMES:															
296	H	Kennesaw St.	68 53	147	H	North Ala.	59 62								
70	A	FGCU	58 82	242	A	Liberty	64 52								
209	H	Stetson	56 69	296	A	Kennesaw St.	55 75								
242	H	Liberty	75 85	329	H	Lipscomb	62 47								
286	A	North Florida	80 72	158	H	Mercer	71 66								
311	A	NJIT	61 56	313	A	FIU	73 62								

Non-Div I Games: Webber Int'l 73 39 Edward Waters 100 48 Warner 105 55

Jacksonville

Loss, Non-Conf, S Site, H Home A Away N Neutral

Average RPI Win:	279	WON-LOST	WINNING	LAST 10	STRENGTH OF	OPP. STRENGTH	TEAM	ADJ.	CONF.	ADJ CONF.
Average RPI Loss:	127	RECORD	PCT. RANK	GAMES	SCHEDULE	OF SCHEDULE	RPI	RPI	RPI	RPI
DIV. I ONLY	9- 11	204	0- 1	260	211	225	225	22	22	
DIV. I NON-CONF.	5- 5	162	0- 1	271	178	201	201	21	21	
TOTALS	RPI 1-25	RPI 26-50	W-L RECORDS	RPI 51-100	RPI 101-150	RPI 150+				
9- 11	0- 0	0- 0	OVERALL	0- 5	0- 4	9- 2				
3- 6	0- 0	0- 0	HOME	0- 3	0- 1	3- 2				
6- 3	0- 0	0- 0	AWAY	0- 1	0- 2	6- 0				
0- 2	0- 0	0- 0	NEUTRAL	0- 1	0- 1	0- 0				
5- 5	0- 0	0- 0	NON-CONFERENCE	0- 3	0- 2	5- 0				
1- 2	0- 0	0- 0	HOME	0- 2	0- 0	1- 0				
4- 1	0- 0	0- 0	AWAY	0- 0	0- 1	4- 0				
0- 2	0- 0	0- 0	NEUTRAL	0- 1	0- 1	0- 0				
4- 6	0- 0	0- 0	CONFERENCE	0- 2	0- 2	4- 2				
2- 4	0- 0	0- 0	HOME	0- 1	0- 1	2- 2				
2- 2	0- 0	0- 0	AWAY	0- 1	0- 1	2- 0				
0- 0	0- 0	0- 0	NEUTRAL	0- 0	0- 0	0- 0				

RPI 1-25			RPI 26-50			RPI 51-100			RPI 101+			Team's RPI: 225
RPI	S	Opponent	Score	RPI	S	Opponent	Score	RPI	S	Opponent	Score	
						55 H Miami (OH)	41 58	118 A Morehead St.		55 66		
						64 A Belmont	52 66	125 N Washington St.		51 64		
						64 H Belmont	41 64	141 H Tennessee Tech		49 66		
						68 N Harvard	62 69	149 A Texas Tech		58 71		
						91 H Troy	63 89	153 H Georgia St.		61 56		
								198 A Ole Miss		60 49		
								235 H SIUE		47 51		
								276 H Eastern Ill.		78 49		
								283 H Austin Peay		67 56		
								288 H Murray St.		59 64		
								293 A Tennessee St.		62 52		
								303 A Alabama A&M		55 48		
								325 A Eastern Ky.		53 44		
								329 A Lipscomb		58 46		
								349 A Florida A&M		62 31		
LAST 12 Division I GAMES:												
125 N		Washington St.	51 64	64 H		Belmont	41 64					
283 H		Austin Peay	67 56	235 H		SIUE	47 51					
288 H		Murray St.	59 64	276 H		Eastern Ill.	78 49					
118 A		Morehead St.	55 66	293 A		Tennessee St.	62 52					
325 A		Eastern Ky.	53 44	64 A		Belmont	52 66					
141 H		Tennessee Tech	49 66	91 H		Troy	63 89					

Non-Div I Games: Montevallo 84 52

Jacksonville St.

Average RPI Win:	183	WON-LOST	WINNING	LAST 10	STRENGTH OF	OPP. STRENGTH	TEAM	ADJ.	CONF.	ADJ CONF.
Average RPI Loss:	106	RECORD	PCT. RANK	GAMES	SCHEDULE	OF SCHEDULE	RPI	RPI	RPI	RPI
DIV. I ONLY	16- 4	27	1- 0	148	135	41	41	10	10	
DIV. I NON-CONF.	8- 3	72	0- 0	177	157	63	63	11	11	
TOTALS	RPI 1-25	RPI 26-50	W-L RECORDS	RPI 51-100	RPI 101-150	RPI 150+				
16- 4	0- 1	0- 0	OVERALL	3- 1	4- 1	9- 1				
10- 0	0- 0	0- 0	HOME	2- 0	4- 0	4- 0				
6- 4	0- 1	0- 0	AWAY	1- 1	0- 1	5- 1				
0- 0	0- 0	0- 0	NEUTRAL	0- 0	0- 0	0- 0				
8- 3	0- 1	0- 0	NON-CONFERENCE	1- 1	2- 0	5- 1				
5- 0	0- 0	0- 0	HOME	1- 0	2- 0	2- 0				
3- 3	0- 1	0- 0	AWAY	0- 1	0- 0	3- 1				
0- 0	0- 0	0- 0	NEUTRAL	0- 0	0- 0	0- 0				
8- 1	0- 0	0- 0	CONFERENCE	2- 0	2- 1	4- 0				
5- 0	0- 0	0- 0	HOME	1- 0	2- 0	2- 0				
3- 1	0- 0	0- 0	AWAY	1- 0	0- 1	2- 0				
0- 0	0- 0	0- 0	NEUTRAL	0- 0	0- 0	0- 0				

RPI 1-25				RPI 26-50				Team's RPI: 41				RPI 51-100				RPI 101+			
RPI	S	Opponent	Score	RPI	S	Opponent	Score	RPI	S	Opponent	Score	RPI	S	Opponent	Score	RPI	S	Opponent	Score
21	A	Maryland	63 87									83	H	Northeastern	84 49	108	H	Dayton	68 55
												86	A	Drexel	51 35	119	A	UNCW	63 66
												92	H	Georgetown	69 57	120	H	Towson	71 59
												96	A	Wake Forest	49 50	126	H	St. John's (NY)	64 51
																150	H	William & Mary	65 48
																160	A	Delaware	68 43
																189	A	Hampton	65 72
																194	H	George Washington	50 37
																197	H	Elon	82 30
																214	A	Robert Morris	59 36
																242	A	Liberty	74 53
																252	H	Hofstra	77 54
																271	H	Winthrop	56 39
																291	A	Col. of Charleston	91 50
																347	A	Delaware St.	103 57
LAST 12 Division I GAMES:																			
120	H	Towson	71 59	252	H	Hofstra	77 54												
197	H	Elon	82 30	86	A	Drexel	51 35												
150	H	William & Mary	65 48	160	A	Delaware	68 43												
291	A	Col. of Charleston	91 50	214	A	Robert Morris	59 36												
119	A	UNCW	63 66	126	H	St. John's (NY)	64 51												
83	H	Northeastern	84 49	96	A	Wake Forest	49 50												

Non-Div I Games:

James Madison

■ Loss,
■ Non-Conf, S Site,
■ Home
■ Away
N Neutral

Kansas

Through Games Of Feb. 6, 2019

Average RPI Win:	182	WON-LOST	WINNING	LAST 10	STRENGTH OF	OPP. STRENGTH	TEAM	ADJ.	CONF.	ADJ CONF.
Average RPI Loss:	61	RECORD	PCT. RANK	GAMES	SCHEDULE	OF SCHEDULE	RPI	RPI	RPI	RPI
DIV. I ONLY	12- 9	130	1- 0	79	51	110	110	3	3	
DIV. I NON-CONF.	10- 1	17	1- 0	250	182	50	50	3	3	
TOTALS	RPI 1-25	RPI 26-50	W-L RECORDS	RPI 51-100	RPI 101-150	RPI 150+				
12- 9	0- 2	0- 2	OVERALL	3- 3	1- 2	8- 0				
8- 4	0- 2	0- 0	HOME	0- 2	0- 0	8- 0				
2- 5	0- 0	0- 2	AWAY	2- 1	0- 2	0- 0				
2- 0	0- 0	0- 0	NEUTRAL	1- 0	1- 0	0- 0				
10- 1	0- 0	0- 0	NON-CONFERENCE	2- 0	1- 1	7- 0				
7- 0	0- 0	0- 0	HOME	0- 0	0- 0	7- 0				
1- 1	0- 0	0- 0	AWAY	1- 0	0- 1	0- 0				
2- 0	0- 0	0- 0	NEUTRAL	1- 0	1- 0	0- 0				
2- 8	0- 2	0- 2	CONFERENCE	1- 3	0- 1	1- 0				
1- 4	0- 2	0- 0	HOME	0- 2	0- 0	1- 0				
1- 4	0- 0	0- 2	AWAY	1- 1	0- 1	0- 0				
0- 0	0- 0	0- 0	NEUTRAL	0- 0	0- 0	0- 0				

RPI	S	Opponent	Score	RPI	S	Opponent	Score	RPI	S	Opponent	Score	RPI	S	Opponent	Score	Team's RPI: 110
2	H	Baylor	68 94	31	A	Texas	43 62	52	A	Kansas St.	61 54	102	A	Nebraska	52 58	
11	H	Iowa St.	73 82	44	A	TCU	53 58	52	H	Kansas St.	62 72	125	N	Washington St.	71 63	
								56	A	LSU	68 61	149	A	Texas Tech	66 69	
								65	A	West Virginia	50 71	154	H	Oklahoma	88 79	
								88	N	Northwestern	66 57	180	H	Oral Roberts	70 58	
								90	H	Oklahoma St.	62 72	200	H	Grambling	76 45	
												202	H	George Mason	77 56	
												219	H	UMKC	67 55	
												270	H	Vermont	77 36	
												303	H	Alabama A&M	65 54	
												332	H	Iona	75 44	
LAST 12 Division I GAMES:																
88	N	Northwestern	66 57	90	H	Oklahoma St.	62 72	2	H	Baylor	68 94					
52	H	Kansas St.	62 72	52	A	Kansas St.	61 54									
65	A	West Virginia	50 71	149	A	Texas Tech	66 69									
154	H	Oklahoma	88 79	11	H	Iowa St.	73 82									
44	A	TCU	53 58	270	H	Vermont	77 36									
31	A	Texas	43 62													

Non-Div I Games:

Kansas

Loss, Non-Conf, S Site, H Home A Away N Neutral

Average RPI Win:	144	WON-LOST	WINNING	LAST 10	STRENGTH OF	OPP. STRENGTH	TEAM	ADJ.	CONF.	ADJ CONF.
Average RPI Loss:	34	RECORD	PCT. RANK	GAMES	SCHEDULE	OF SCHEDULE	RPI	RPI	RPI	RPI
DIV. I ONLY	14- 9	113	1- 0	31	10	52	52	3	3	
DIV. I NON-CONF.	9- 3	61	0- 0	100	23	53	53	3	3	
TOTALS	RPI 1-25	RPI 26-50	W-L RECORDS	RPI 51-100	RPI 101-150	RPI 150+				
14- 9	0- 5	1- 2	OVERALL	5- 1	2- 1	6- 0				
10- 3	0- 1	1- 1	HOME	3- 0	0- 1	6- 0				
3- 3	0- 2	0- 0	AWAY	1- 1	2- 0	0- 0				
1- 3	0- 2	0- 1	NEUTRAL	1- 0	0- 0	0- 0				
9- 3	0- 2	0- 1	NON-CONFERENCE	4- 0	0- 0	5- 0				
7- 0	0- 0	0- 0	HOME	2- 0	0- 0	5- 0				
1- 0	0- 0	0- 0	AWAY	1- 0	0- 0	0- 0				
1- 3	0- 2	0- 1	NEUTRAL	1- 0	0- 0	0- 0				
5- 6	0- 3	1- 1	CONFERENCE	1- 1	2- 1	1- 0				
3- 3	0- 1	1- 1	HOME	1- 0	0- 1	1- 0				
2- 3	0- 2	0- 0	AWAY	0- 1	2- 0	0- 0				
0- 0	0- 0	0- 0	NEUTRAL	0- 0	0- 0	0- 0				

RPI 1-25				RPI 26-50				RPI 51-100 Team's RPI: 52				RPI 101+			
RPI	S	Opponent	Score	RPI	S	Opponent	Score	RPI	S	Opponent	Score	RPI	S	Opponent	Score
2	A	Baylor	50 65	31	H	Texas	87 69	59	H	Lamar University	73 55	110	A	Kansas	72 62
10	N	Syracuse	61 70	36	N	DePaul	59 79	65	A	West Virginia	30 60	110	H	Kansas	54 61
11	A	Iowa St.	58 96	44	H	TCU	47 61	80	A	Little Rock	53 47	149	A	Texas Tech	66 62
11	H	Iowa St.	52 81					81	N	Princeton	80 61	154	H	Oklahoma	86 56
17	N	Arizona St.	51 65					90	H	Oklahoma St.	59 48	172	H	Vanderbilt	72 61
								93	H	UNI	72 62	177	H	North Texas	60 42
												219	H	UMKC	61 50
												289	H	Central Ark.	70 54
												310	H	Omaha	61 46
LAST 12 Division I GAMES:															
110	A	Kansas	72 62	31	H	Texas	87 69	110	H	Kansas	54 61				
11	H	Iowa St.	52 81	2	A	Baylor	50 65	154	H	Oklahoma	86 56				
44	H	TCU	47 61	65	A	West Virginia	30 60	11	A	Iowa St.	58 96				
90	H	Oklahoma St.	59 48	149	A	Texas Tech	66 62	93	H	UNI	72 62				

Non-Div I Games:

Kansas St.

■ Loss,
■ Non-Conf,
■ S Site,
■ H Home
■ A Away
N Neutral

Average RPI Win:	272	WON-LOST	WINNING	LAST 10	STRENGTH OF	OPP. STRENGTH	TEAM	ADJ.	CONF.	ADJ CONF.
Average RPI Loss:	176	RECORD	PCT. RANK	GAMES	SCHEDULE	OF SCHEDULE	RPI	RPI	RPI	RPI
DIV. I ONLY	4- 16	315	0- 1	170	302	296	296	24	24	
DIV. I NON-CONF.	3- 9	271	0- 0	151	295	274	274	27	27	
TOTALS	RPI 1-25	RPI 26-50	W-L RECORDS	RPI 51-100	RPI 101-150	RPI 150+				
4- 16	0- 1	0- 1	OVERALL	0- 2	0- 2	4- 10				
3- 3	0- 0	0- 0	HOME	0- 1	0- 0	3- 2				
0- 9	0- 0	0- 1	AWAY	0- 0	0- 2	0- 6				
1- 4	0- 1	0- 0	NEUTRAL	0- 1	0- 0	1- 2				
3- 9	0- 1	0- 1	NON-CONFERENCE	0- 1	0- 1	3- 5				
2- 0	0- 0	0- 0	HOME	0- 0	0- 0	2- 0				
0- 5	0- 0	0- 1	AWAY	0- 0	0- 1	0- 3				
1- 4	0- 1	0- 0	NEUTRAL	0- 1	0- 0	1- 2				
1- 7	0- 0	0- 0	CONFERENCE	0- 1	0- 1	1- 5				
1- 3	0- 0	0- 0	HOME	0- 1	0- 0	1- 2				
0- 4	0- 0	0- 0	AWAY	0- 0	0- 1	0- 3				
0- 0	0- 0	0- 0	NEUTRAL	0- 0	0- 0	0- 0				

RPI 1-25			RPI 26-50			RPI 51-100			RPI 101+			Team's RPI: 296
RPI	S	Opponent	Score	RPI	S	Opponent	Score	RPI	S	Opponent	Score	
23	N	Michigan St.	51 75	42	A	Georgia Tech	35 60	70	H	FGCU	46 69	105 A Seton Hall 80 102
								77	N	Idaho St.	49 60	147 A North Ala. 55 80
												153 A Georgia St. 73 79
												158 A Mercer 48 64
												204 A East Carolina 56 68
												209 A Stetson 69 76
												222 A Jacksonville 53 68
												222 H Jacksonville 75 55
												242 H Liberty 61 67
												244 H Furman 74 63
												268 N Bethune-Cookman 61 64
												278 H Ga. Southern 78 59
												286 H North Florida 60 71
												298 N UMBC 53 57
												311 A NJIT 60 66
												343 N N.C. Central 78 54
LAST 12 Division I GAMES:												
222	A	Jacksonville	53 68	222	H	Jacksonville	75 55					
209	A	Stetson	69 76	311	A	NJIT	60 66					
286	H	North Florida	60 71	343	N	N.C. Central	78 54					
147	A	North Ala.	55 80	268	N	Bethune-Cookman	61 64					
70	H	FGCU	46 69	42	A	Georgia Tech	35 60					
242	H	Liberty	61 67	153	A	Georgia St.	73 79					

Non-Div I Games: Middle Ga. St. 80 70

Kennesaw St.

Average RPI Win:	203	WON-LOST	WINNING	LAST 10	STRENGTH OF	OPP. STRENGTH	TEAM	ADJ.	CONF.	ADJ CONF.
Average RPI Loss:	70	RECORD	PCT. RANK	GAMES	SCHEDULE	OF SCHEDULE	RPI	RPI	RPI	RPI
DIV. I ONLY	11- 8	125	1- 0	63	122	82	82	7	7	
DIV. I NON-CONF.	6- 4	125	0- 0	135	149	94	94	8	8	
TOTALS	RPI 1-25	RPI 26-50	W-L RECORDS	RPI 51-100	RPI 101-150	RPI 150+				
11- 8	0- 3	0- 1	OVERALL	2- 2	2- 0	7- 2				
7- 2	0- 1	0- 0	HOME	1- 0	2- 0	4- 1				
4- 6	0- 2	0- 1	AWAY	1- 2	0- 0	3- 1				
0- 0	0- 0	0- 0	NEUTRAL	0- 0	0- 0	0- 0				
6- 4	0- 2	0- 0	NON-CONFERENCE	0- 1	1- 0	5- 1				
3- 1	0- 0	0- 0	HOME	0- 0	1- 0	2- 1				
3- 3	0- 2	0- 0	AWAY	0- 1	0- 0	3- 0				
0- 0	0- 0	0- 0	NEUTRAL	0- 0	0- 0	0- 0				
5- 4	0- 1	0- 1	CONFERENCE	2- 1	1- 0	2- 1				
4- 1	0- 1	0- 0	HOME	1- 0	1- 0	2- 0				
1- 3	0- 0	0- 1	AWAY	1- 1	0- 0	0- 1				
0- 0	0- 0	0- 0	NEUTRAL	0- 0	0- 0	0- 0				

RPI 1-25				RPI 26-50				RPI 51-100				RPI 101+			
RPI	S	Opponent	Score	RPI	S	Opponent	Score	RPI	S	Opponent	Score	RPI	S	Opponent	Score
9	A	NC State	61 78	37	A	Ohio	81 83	55	A	Miami (OH)	63 79	127	H	Youngstown St.	62 34
20	A	North Carolina	60 73					84	A	Wright St.	55 61	142	H	Akron	73 58
25	H	Central Mich.	75 82					85	A	Toledo	58 47	152	H	Duquesne	72 77
								95	H	Northern Ill.	87 78	176	A	Ball St.	44 48
												184	H	Eastern Mich.	71 64
												203	A	St. Bonaventure	76 64
												214	A	Robert Morris	54 46
												281	H	Northern Ky.	62 61
												284	H	Western Mich.	55 51
												306	H	Oakland	75 65
												311	A	NJIT	57 40
LAST 12 Division I GAMES:															
284	H	Western Mich.	55 51	85	A	Toledo	58 47								
142	H	Akron	73 58	95	H	Northern Ill.	87 78								
55	A	Miami (OH)	63 79	184	H	Eastern Mich.	71 64								
176	A	Ball St.	44 48	311	A	NJIT	57 40								
25	H	Central Mich.	75 82	203	A	St. Bonaventure	76 64								
37	A	Ohio	81 83	214	A	Robert Morris	54 46								

Non-Div I Games: Clarion 92 38

Kent St.

■ Loss,
 ■ Non-Conf,
 ■ S Site,
 ■ H Home
 ■ A Away
 N Neutral

Average RPI Win:	146	WON-LOST	WINNING	LAST 10	STRENGTH OF	OPP. STRENGTH	TEAM	ADJ.	CONF.	ADJ CONF.
Average RPI Loss:	48	RECORD	PCT. RANK	GAMES	SCHEDULE	OF SCHEDULE	RPI	RPI	RPI	RPI
DIV. I ONLY	18- 5	34	1- 0	69	29	32	32	5	5	
DIV. I NON-CONF.	13- 1	9	0- 0	117	60	19	19	5	5	
TOTALS	RPI 1-25	RPI 26-50	W-L RECORDS	RPI 51-100	RPI 101-150	RPI 150+				
18- 5	1- 4	2- 0	OVERALL	4- 0	3- 0	8- 1				
13- 2	0- 1	1- 0	HOME	2- 0	2- 0	8- 1				
2- 3	0- 3	0- 0	AWAY	2- 0	0- 0	0- 0				
3- 0	1- 0	1- 0	NEUTRAL	0- 0	1- 0	0- 0				
13- 1	1- 1	1- 0	NON-CONFERENCE	2- 0	3- 0	6- 0				
10- 0	0- 0	0- 0	HOME	2- 0	2- 0	6- 0				
0- 1	0- 1	0- 0	AWAY	0- 0	0- 0	0- 0				
3- 0	1- 0	1- 0	NEUTRAL	0- 0	1- 0	0- 0				
5- 4	0- 3	1- 0	CONFERENCE	2- 0	0- 0	2- 1				
3- 2	0- 1	1- 0	HOME	0- 0	0- 0	2- 1				
2- 2	0- 2	0- 0	AWAY	2- 0	0- 0	0- 0				
0- 0	0- 0	0- 0	NEUTRAL	0- 0	0- 0	0- 0				

RPI 1-25				RPI 26-50				Team's RPI: 32				RPI 51-100				RPI 101+			
RPI	S	Opponent	Score	RPI	S	Opponent	Score	RPI	S	Opponent	Score	RPI	S	Opponent	Score	RPI	S	Opponent	Score
3	A	Louisville	75 80	34	H	Missouri	52 41	56	A	LSU	64 60	118	H	Morehead St.	87 57				
7	A	Mississippi St.	71 86	45	N	UCLA	75 74	61	H	Middle Tenn.	72 55	128	H	High Point	71 49				
15	H	South Carolina	70 74					62	A	Tennessee	73 71	139	N	South Fla.	85 63				
18	A	Texas A&M	71 73					99	H	Virginia	63 51	172	H	Vanderbilt	77 55				
20	N	North Carolina	85 75									174	H	Southern U.	91 41				
												198	H	Ole Miss	49 55				
												208	H	Florida	62 51				
												215	H	Rhode Island	75 52				
												229	H	Alabama St.	87 35				
												240	H	Sacred Heart	71 43				
												288	H	Murray St.	88 49				
												336	H	Western Caro.	99 39				
LAST 12 Division I GAMES:																			
208	H	Florida	62 51	62	A	Tennessee	73 71												
15	H	South Carolina	70 74	7	A	Mississippi St.	71 86												
18	A	Texas A&M	71 73	172	H	Vanderbilt	77 55												
34	H	Missouri	52 41	240	H	Sacred Heart	71 43												
56	A	LSU	64 60	288	H	Murray St.	88 49												
198	H	Ole Miss	49 55	336	H	Western Caro.	99 39												

Non-Div I Games:

Kentucky

■ Loss,
■ Non-Conf, S Site,
■ Home
■ Away
N Neutral

Average RPI Win:	323	WON-LOST	WINNING	LAST 10	STRENGTH OF	OPP. STRENGTH	TEAM	ADJ.	CONF.	ADJ CONF.
Average RPI Loss:	263	RECORD	PCT. RANK	GAMES	SCHEDULE	OF SCHEDULE	RPI	RPI	RPI	RPI
DIV. I ONLY	1- 19	347	0- 1	344	351	351	351	31	31	
DIV. I NON-CONF.	1- 10	330	0- 0	337	346	351	351	31	31	
TOTALS	RPI 1-25	RPI 26-50	W-L RECORDS	RPI 51-100	RPI 101-150	RPI 150+				
1- 19	0- 0	0- 0	OVERALL	0- 1	0- 2	1- 16				
1- 7	0- 0	0- 0	HOME	0- 0	0- 0	1- 7				
0- 11	0- 0	0- 0	AWAY	0- 1	0- 1	0- 9				
0- 1	0- 0	0- 0	NEUTRAL	0- 0	0- 1	0- 0				
1- 10	0- 0	0- 0	NON-CONFERENCE	0- 1	0- 2	1- 7				
1- 3	0- 0	0- 0	HOME	0- 0	0- 0	1- 3				
0- 6	0- 0	0- 0	AWAY	0- 1	0- 1	0- 4				
0- 1	0- 0	0- 0	NEUTRAL	0- 0	0- 1	0- 0				
0- 9	0- 0	0- 0	CONFERENCE	0- 0	0- 0	0- 9				
0- 4	0- 0	0- 0	HOME	0- 0	0- 0	0- 4				
0- 5	0- 0	0- 0	AWAY	0- 0	0- 0	0- 5				
0- 0	0- 0	0- 0	NEUTRAL	0- 0	0- 0	0- 0				

RPI S	Opponent	Score	RPI S	Opponent	Score	RPI S	Opponent	Score	RPI S	Opponent	Score	Team's RPI: 351
						60 A	Michigan	38 83	136 A	Lehigh	38 72	
									148 N	UC Irvine	71 84	
									205 H	Saint Francis (PA)	66 80	
									214 H	Robert Morris	37 89	
									240 A	Sacred Heart	53 75	
									247 A	Mt. St. Mary's	45 61	
									256 H	St. Francis Brooklyn	67 79	
									297 A	Central Conn. St.	57 63	
									299 H	Army West Point	42 57	
									300 A	Bryant	62 69	
									311 H	NJIT	51 72	
									317 A	Manhattan	46 61	
									318 A	Fairfield	43 71	
									321 A	Saint Peter's	59 86	
									323 H	Lafayette	55 50	
									324 H	UMass Lowell	64 69	
									328 A	Wagner	62 72	
									340 A	Grand Canyon	62 65	
									344 H	Fairleigh Dickinson	52 69	
LAST 12 Division I GAMES:												
328 A	Wagner	62 72	205 H	Saint Francis (PA)	66 80							
297 A	Central Conn. St.	57 63	240 A	Sacred Heart	53 75							
247 A	Mt. St. Mary's	45 61	300 A	Bryant	62 69							
256 H	St. Francis Brooklyn	67 79	323 H	Lafayette	55 50							
344 H	Fairleigh Dickinson	52 69	136 A	Lehigh	38 72							
214 H	Robert Morris	37 89	311 H	NJIT	51 72							

Non-Div I Games:

LIU Brooklyn

■ Loss,
■ Non-Conf,
■ S Site,
■ H Home
■ A Away
N Neutral

Average RPI Win:	148	WON-LOST	WINNING	LAST 10	STRENGTH OF	OPP. STRENGTH	TEAM	ADJ.	CONF.	ADJ CONF.
Average RPI Loss:	61	RECORD	PCT. RANK	GAMES	SCHEDULE	OF SCHEDULE	RPI	RPI	RPI	RPI
DIV. I ONLY	13- 8	106	1- 0	20	65	56	56	5	5	
DIV. I NON-CONF.	9- 3	61	0- 0	81	144	60	60	5	5	
TOTALS	RPI 1-25	RPI 26-50	W-L RECORDS	RPI 51-100	RPI 101-150	RPI 150+				
13- 8	2- 3	1- 1	OVERALL	1- 1	3- 3	6- 0				
9- 5	1- 2	1- 1	HOME	1- 0	2- 2	4- 0				
4- 3	1- 1	0- 0	AWAY	0- 1	1- 1	2- 0				
0- 0	0- 0	0- 0	NEUTRAL	0- 0	0- 0	0- 0				
9- 3	1- 1	0- 0	NON-CONFERENCE	1- 0	2- 2	5- 0				
7- 2	0- 0	0- 0	HOME	1- 0	2- 2	4- 0				
2- 1	1- 1	0- 0	AWAY	0- 0	0- 0	1- 0				
0- 0	0- 0	0- 0	NEUTRAL	0- 0	0- 0	0- 0				
4- 5	1- 2	1- 1	CONFERENCE	0- 1	1- 1	1- 0				
2- 3	1- 2	1- 1	HOME	0- 0	0- 0	0- 0				
2- 2	0- 0	0- 0	AWAY	0- 1	1- 1	1- 0				
0- 0	0- 0	0- 0	NEUTRAL	0- 0	0- 0	0- 0				

RPI 1-25				RPI 26-50				RPI 51-100				Team's RPI: 56	RPI 101+			
RPI	S	Opponent	Score	RPI	S	Opponent	Score	RPI	S	Opponent	Score		RPI	S	Opponent	Score
7	H	Mississippi St.	35 68	32	H	Kentucky	60 64	62	A	Tennessee	65 74		107	A	Georgia	50 63
15	H	South Carolina	53 76	34	H	Missouri	61 51	80	H	Little Rock	60 45		109	H	Northern Colo.	62 57
16	A	Rutgers	43 57										110	H	Kansas	61 68
18	H	Texas A&M	63 52										113	A	Alabama	62 56
22	A	Florida St.	58 45										135	H	Tulane	54 56
													139	H	South Fla.	78 49
													187	H	Nicholls St.	76 44
													198	A	Ole Miss	55 41
													199	H	Sam Houston St.	66 52
													236	A	Louisiana	76 54
													266	H	Southeastern La.	72 52
													320	H	McNeese	86 36
LAST 12 Division I GAMES:																
34	H	Missouri	61 51	198	A	Ole Miss	55 41									
7	H	Mississippi St.	35 68	18	H	Texas A&M	63 52									
62	A	Tennessee	65 74	107	A	Georgia	50 63									
113	A	Alabama	62 56	139	H	South Fla.	78 49									
32	H	Kentucky	60 64	266	H	Southeastern La.	72 52									
15	H	South Carolina	53 76	236	A	Louisiana	76 54									

Non-Div I Games:

LSU

■ Loss,
 ■ Non-Conf, S Site,
 ■ Home
 ■ Away
 N Neutral

Average RPI Win: 224	WON-LOST	WINNING	LAST 10	STRENGTH OF	OPP. STRENGTH	TEAM	ADJ.	CONF.	ADJ CONF.
Average RPI Loss: 142	RECORD	PCT. RANK	GAMES	SCHEDULE	OF SCHEDULE	RPI	RPI	RPI	RPI
DIV. I ONLY	4- 20	325	1- 0	107	181	282	282	17	17
DIV. I NON-CONF.	3- 11	292	0- 0	57	209	218	218	16	16
TOTALS	RPI 1-25	RPI 26-50	W-L RECORDS	RPI 51-100	RPI 101-150	RPI 150+			
4- 20	0- 0	0- 2	OVERALL	0- 3	1- 7	3- 8			
2- 8	0- 0	0- 0	HOME	0- 1	0- 2	2- 5			
0- 12	0- 0	0- 2	AWAY	0- 2	0- 5	0- 3			
2- 0	0- 0	0- 0	NEUTRAL	0- 0	1- 0	1- 0			
3- 11	0- 0	0- 2	NON-CONFERENCE	0- 3	1- 3	2- 3			
1- 3	0- 0	0- 0	HOME	0- 1	0- 1	1- 1			
0- 8	0- 0	0- 2	AWAY	0- 2	0- 2	0- 2			
2- 0	0- 0	0- 0	NEUTRAL	0- 0	1- 0	1- 0			
1- 9	0- 0	0- 0	CONFERENCE	0- 0	0- 4	1- 5			
1- 5	0- 0	0- 0	HOME	0- 0	0- 1	1- 4			
0- 4	0- 0	0- 0	AWAY	0- 0	0- 3	0- 1			
0- 0	0- 0	0- 0	NEUTRAL	0- 0	0- 0	0- 0			

RPI S	Opponent	Score	RPI S	Opponent	Score	RPI S	Opponent	Score	RPI S	Opponent	Score	Team's RPI: 282
30	A Oregon St.	46 100	68	A Harvard	43 88	102	A Providence	47 77				
38	A Villanova	68 81	76	A Penn	34 65	108	A Dayton	45 84				
			86	H Drexel	43 58	116	A VCU	38 68				
						120	A Towson	68 92				
						126	H St. John's (NY)	57 83				
						132	N Pepperdine	62 55				
						137	H Fordham	54 65				
						146	A Davidson	61 80				
						152	H Duquesne	62 66				
						175	A Temple	47 75				
						194	H George Washington	59 67				
						206	H Massachusetts	60 74				
						214	A Robert Morris	39 67				
						215	H Rhode Island	77 71				
						218	H Howard	54 57				
						260	H Richmond	60 74				
						265	A Saint Joseph's	57 60				
						267	H Norfolk St.	62 52				
						281	N Northern Ky.	74 56				
LAST 12 Division I GAMES:												
215	H Rhode Island	77 71	194	H George Washington	59 67							
146	A Davidson	61 80	206	H Massachusetts	60 74							
137	H Fordham	54 65	116	A VCU	38 68							
260	H Richmond	60 74	108	A Dayton	45 84							
152	H Duquesne	62 66	175	A Temple	47 75							
265	A Saint Joseph's	57 60	102	A Providence	47 77							

Non-Div I Games:

La Salle

■ Loss,
■ Non-Conf,
■ S Site,
■ H Home
■ A Away
N Neutral

Average RPI Win:	310	WON-LOST	WINNING	LAST 10	STRENGTH OF	OPP. STRENGTH	TEAM	ADJ.	CONF.	ADJ CONF.
Average RPI Loss:	178	RECORD	PCT. RANK	GAMES	SCHEDULE	OF SCHEDULE	RPI	RPI	RPI	RPI
DIV. I ONLY	5- 13	289	0- 1	316	239	312	312	12	12	
DIV. I NON-CONF.	4- 5	190	0- 0	349	333	318	318	15	15	
TOTALS	RPI 1-25	RPI 26-50	W-L RECORDS	RPI 51-100	RPI 101-150	RPI 150+				
5- 13	0- 0	0- 0	OVERALL	0- 2	0- 3	5- 8				
3- 4	0- 0	0- 0	HOME	0- 0	0- 1	3- 3				
2- 9	0- 0	0- 0	AWAY	0- 2	0- 2	2- 5				
0- 0	0- 0	0- 0	NEUTRAL	0- 0	0- 0	0- 0				
4- 5	0- 0	0- 0	NON-CONFERENCE	0- 0	0- 1	4- 4				
2- 1	0- 0	0- 0	HOME	0- 0	0- 0	2- 1				
2- 4	0- 0	0- 0	AWAY	0- 0	0- 1	2- 3				
0- 0	0- 0	0- 0	NEUTRAL	0- 0	0- 0	0- 0				
1- 8	0- 0	0- 0	CONFERENCE	0- 2	0- 2	1- 4				
1- 3	0- 0	0- 0	HOME	0- 0	0- 1	1- 2				
0- 5	0- 0	0- 0	AWAY	0- 2	0- 1	0- 2				
0- 0	0- 0	0- 0	NEUTRAL	0- 0	0- 0	0- 0				

RPI 1-25				RPI 26-50				RPI 51-100				RPI 101+				Team's RPI: 312	
RPI	S	Opponent	Score	RPI	S	Opponent	Score	RPI	S	Opponent	Score	RPI	S	Opponent	Score		
								80	A	Little Rock	44	63	106	A	South Alabama	49	77
								91	A	Troy	56	78	138	H	Appalachian St.	58	80
													149	A	Texas Tech	42	86
													153	H	Georgia St.	41	56
													182	A	Arkansas St.	54	64
													183	H	Coastal Caro.	54	79
													187	H	Nicholls St.	54	55
													207	A	SMU	38	49
													236	A	Louisiana	45	52
													266	A	Southeastern La.	42	49
													278	H	Ga. Southern	58	57
													301	H	Mississippi Val.	72	65
													314	A	New Orleans	57	44
													320	H	McNeese	69	60
													334	A	Houston Baptist	60	68
													339	A	Northwestern St.	63	55
LAST 12 Division I GAMES:																	
138	H	Appalachian St.	58	80	278	H	Ga. Southern	58	57								
183	H	Coastal Caro.	54	79	182	A	Arkansas St.	54	64								
106	A	South Alabama	49	77	80	A	Little Rock	44	63								
91	A	Troy	56	78	334	A	Houston Baptist	60	68								
236	A	Louisiana	45	52	266	A	Southeastern La.	42	49								
153	H	Georgia St.	41	56	187	H	Nicholls St.	54	55								

Non-Div I Games: LSU-Alexandria 93 62 Ark.-Monticello 70 39

La.-Monroe

Loss, Non-Conf, S Site, H Home A Away N Neutral

Lafayette

Through Games Of Feb. 6, 2019

Average RPI Win:	258	WON-LOST	WINNING	LAST 10	STRENGTH OF	OPP. STRENGTH	TEAM	ADJ.	CONF.	ADJ CONF.
Average RPI Loss:	226	RECORD	PCT. RANK	GAMES	SCHEDULE	OF SCHEDULE	RPI	RPI	RPI	RPI
DIV. I ONLY	7- 14	258	0- 1	334	298	323	323	19	19	
DIV. I NON-CONF.	5- 6	177	0- 1	350	339	334	334	22	22	
TOTALS	RPI 1-25	RPI 26-50	W-L RECORDS	RPI 51-100	RPI 101-150	RPI 150+				
7- 14	0- 0	0- 1	OVERALL	0- 1	0- 1	7- 11				
5- 5	0- 0	0- 1	HOME	0- 0	0- 1	5- 3				
2- 8	0- 0	0- 0	AWAY	0- 1	0- 0	2- 7				
0- 1	0- 0	0- 0	NEUTRAL	0- 0	0- 0	0- 1				
5- 6	0- 0	0- 0	NON-CONFERENCE	0- 0	0- 0	5- 6				
3- 2	0- 0	0- 0	HOME	0- 0	0- 0	3- 2				
2- 3	0- 0	0- 0	AWAY	0- 0	0- 0	2- 3				
0- 1	0- 0	0- 0	NEUTRAL	0- 0	0- 0	0- 1				
2- 8	0- 0	0- 1	CONFERENCE	0- 1	0- 1	2- 5				
2- 3	0- 0	0- 1	HOME	0- 0	0- 1	2- 1				
0- 5	0- 0	0- 0	AWAY	0- 1	0- 0	0- 4				
0- 0	0- 0	0- 0	NEUTRAL	0- 0	0- 0	0- 0				

RPI 1-25			RPI 26-50			RPI 51-100			RPI 101+			Team's RPI: 323
RPI	S	Opponent	Score	RPI	S	Opponent	Score	RPI	S	Opponent	Score	
				47	H	Bucknell	47 56	97	A	American	45 60	
								136	H	Lehigh	43 70	
								160	N	Delaware	47 65	
								165	H	Boston U.	44 47	
								210	A	Holy Cross	53 56	
								210	H	Holy Cross	73 63	
								212	H	Navy	55 42	
								226	A	Colgate	49 60	
								230	H	Monmouth	73 69	
								237	H	Albany (NY)	67 66	
								243	H	Binghamton	59 50	
								251	H	Cornell	59 62	
								287	A	Fla. Atlantic	49 53	
								295	A	Loyola Maryland	50 62	
								299	A	Army West Point	50 65	
								317	A	Manhattan	49 60	
								321	H	Saint Peter's	60 62	
								328	A	Wagner	66 43	
								344	A	Fairleigh Dickinson	63 57	
								351	A	LIU Brooklyn	50 55	
LAST 12 Division I GAMES:												
				160	N	Delaware	47 65	299	A	Army West Point	50 65	
				210	A	Holy Cross	53 56	47	H	Bucknell	47 56	
				165	H	Boston U.	44 47	226	A	Colgate	49 60	
				97	A	American	45 60	210	H	Holy Cross	73 63	
				212	H	Navy	55 42	136	H	Lehigh	43 70	
				295	A	Loyola Maryland	50 62	351	A	LIU Brooklyn	50 55	

Non-Div I Games:

Lafayette

Loss, Non-Conf, S Site, H Home A Away N Neutral

Average RPI Win:	230	WON-LOST	WINNING	LAST 10	STRENGTH OF	OPP. STRENGTH	TEAM	ADJ.	CONF.	ADJ CONF.
Average RPI Loss:	67	RECORD	PCT. RANK	GAMES	SCHEDULE	OF SCHEDULE	RPI	RPI	RPI	RPI
DIV. I ONLY	13- 4	45	0- 0	164	208	59	59	25	25	
DIV. I NON-CONF.	3- 4	199	0- 0	6	19	25	25	23	23	

TOTALS	RPI 1-25	RPI 26-50	W-L RECORDS	RPI 51-100	RPI 101-150	RPI 150+
13- 4	1- 1	0- 1	OVERALL	1- 1	0- 0	11- 1
6- 0	0- 0	0- 0	HOME	1- 0	0- 0	5- 0
7- 3	1- 1	0- 0	AWAY	0- 1	0- 0	6- 1
0- 1	0- 0	0- 1	NEUTRAL	0- 0	0- 0	0- 0
3- 4	1- 1	0- 1	NON-CONFERENCE	1- 1	0- 0	1- 1
1- 0	0- 0	0- 0	HOME	1- 0	0- 0	0- 0
2- 3	1- 1	0- 0	AWAY	0- 1	0- 0	1- 1
0- 1	0- 0	0- 1	NEUTRAL	0- 0	0- 0	0- 0
10- 0	0- 0	0- 0	CONFERENCE	0- 0	0- 0	10- 0
5- 0	0- 0	0- 0	HOME	0- 0	0- 0	5- 0
5- 0	0- 0	0- 0	AWAY	0- 0	0- 0	5- 0
0- 0	0- 0	0- 0	NEUTRAL	0- 0	0- 0	0- 0

RPI 1-25				RPI 26-50				RPI 51-100				Team's RPI: 59	RPI 101+			
RPI	S	Opponent	Score	RPI	S	Opponent	Score	RPI	S	Opponent	Score		RPI	S	Opponent	Score
7	A	Mississippi St.	53 104	37	N	Ohio	62 87	52	A	Kansas St.	55 73		161	A	Abilene Christian	63 60
18	A	Texas A&M	74 68					78	H	Pacific	82 66		170	A	Denver	110 117
													187	H	Nicholls St.	78 65
													199	A	Sam Houston St.	83 72
													236	A	Louisiana	79 77
													263	H	A&M-Corpus Christi	76 58
													266	H	Southeastern La.	94 54
													289	H	Central Ark.	57 37
													314	A	New Orleans	79 57
													320	A	McNeese	64 62
													322	A	Incarinate Word	77 51
													334	H	Houston Baptist	63 50
LAST 12 Division I GAMES:																
161	A	Abilene Christian	63 60	289	H	Central Ark.	57 37									
320	A	McNeese	64 62	314	A	New Orleans	79 57									
187	H	Nicholls St.	78 65	263	H	A&M-Corpus Christi	76 58									
199	A	Sam Houston St.	83 72	334	H	Houston Baptist	63 50									
322	A	Incarinate Word	77 51	78	H	Pacific	82 66									
266	H	Southeastern La.	94 54	52	A	Kansas St.	55 73									

Non-Div I Games: LeTourneau 104 27 Louisiana Col. 94 43 McMurry 100 37 Howard Payne 93 37 Lamar University

Average RPI Win:	261	WON-LOST	WINNING	LAST 10	STRENGTH OF	OPP. STRENGTH	TEAM	ADJ.	CONF.	ADJ CONF.
Average RPI Loss:	85	RECORD	PCT. RANK	GAMES	SCHEDULE	OF SCHEDULE	RPI	RPI	RPI	RPI
DIV. I ONLY	14- 6	68	0- 1	210	243	136	136	19	19	
DIV. I NON-CONF.	7- 3	83	0- 1	211	252	150	150	22	22	
TOTALS	RPI 1-25	RPI 26-50	W-L RECORDS	RPI 51-100	RPI 101-150	RPI 150+				
14- 6	0- 1	0- 2	OVERALL	0- 1	0- 0	14- 2				
9- 3	0- 0	0- 1	HOME	0- 1	0- 0	9- 1				
5- 3	0- 1	0- 1	AWAY	0- 0	0- 0	5- 1				
0- 0	0- 0	0- 0	NEUTRAL	0- 0	0- 0	0- 0				
7- 3	0- 1	0- 1	NON-CONFERENCE	0- 0	0- 0	7- 1				
5- 2	0- 0	0- 1	HOME	0- 0	0- 0	5- 1				
2- 1	0- 1	0- 0	AWAY	0- 0	0- 0	2- 0				
0- 0	0- 0	0- 0	NEUTRAL	0- 0	0- 0	0- 0				
7- 3	0- 0	0- 1	CONFERENCE	0- 1	0- 0	7- 1				
4- 1	0- 0	0- 0	HOME	0- 1	0- 0	4- 0				
3- 2	0- 0	0- 1	AWAY	0- 0	0- 0	3- 1				
0- 0	0- 0	0- 0	NEUTRAL	0- 0	0- 0	0- 0				

RPI 1-25				RPI 26-50				RPI 51-100				RPI 101+ Team's RPI: 136			
RPI	S	Opponent	Score	RPI	S	Opponent	Score	RPI	S	Opponent	Score	RPI	S	Opponent	Score
1	A	Notre Dame	68 95	38	H	Villanova	48 70	97	H	American	53 61	164	H	Charlotte	60 62
				47	A	Bucknell	53 71					165	A	Boston U.	45 58
												210	H	Holy Cross	64 55
												212	A	Navy	56 38
												212	H	Navy	66 55
												226	H	Colgate	86 58
												230	H	Monmouth	63 48
												240	H	Sacred Heart	70 66
												243	A	Binghamton	65 55
												251	H	Cornell	67 54
												267	H	Norfolk St.	62 41
												295	H	Loyola Maryland	51 42
												297	A	Central Conn. St.	88 62
												299	A	Army West Point	73 50
												323	A	Lafayette	70 43
												351	H	LIU Brooklyn	72 38
LAST 12 Division I GAMES:															
164	H	Charlotte	60 62	47	A	Bucknell	53 71								
212	H	Navy	66 55	165	A	Boston U.	45 58								
295	H	Loyola Maryland	51 42	210	H	Holy Cross	64 55								
299	A	Army West Point	73 50	212	A	Navy	56 38								
226	H	Colgate	86 58	323	A	Lafayette	70 43								
97	H	American	53 61	1	A	Notre Dame	68 95								

Non-Div I Games: Kutztown 73 39

Lehigh

■ Loss,
 ■ Non-Conf,
 ■ S Site,
 ■ H Home
 ■ A Away
 N Neutral

Liberty

Through Games Of Feb. 6, 2019

Average RPI Win:	256	WON-LOST	WINNING	LAST 10	STRENGTH OF	OPP. STRENGTH	TEAM	ADJ.	CONF.	ADJ CONF.
Average RPI Loss:	166	RECORD	PCT. RANK	GAMES	SCHEDULE	OF SCHEDULE	RPI	RPI	RPI	RPI
DIV. I ONLY	8- 13	242	0- 1	232	235	242	242	24	24	
DIV. I NON-CONF.	3- 9	271	0- 1	144	205	251	251	27	27	
TOTALS	RPI 1-25	RPI 26-50	W-L RECORDS	RPI 51-100	RPI 101-150	RPI 150+				
8- 13	0- 1	0- 1	OVERALL	0- 2	0- 1	8- 8				
3- 4	0- 0	0- 1	HOME	0- 1	0- 0	3- 2				
4- 6	0- 0	0- 0	AWAY	0- 1	0- 1	4- 4				
1- 3	0- 1	0- 0	NEUTRAL	0- 0	0- 0	1- 2				
3- 9	0- 1	0- 1	NON-CONFERENCE	0- 1	0- 1	3- 5				
1- 2	0- 0	0- 1	HOME	0- 1	0- 0	1- 0				
1- 4	0- 0	0- 0	AWAY	0- 0	0- 1	1- 3				
1- 3	0- 1	0- 0	NEUTRAL	0- 0	0- 0	1- 2				
5- 4	0- 0	0- 0	CONFERENCE	0- 1	0- 0	5- 3				
2- 2	0- 0	0- 0	HOME	0- 0	0- 0	2- 2				
3- 2	0- 0	0- 0	AWAY	0- 1	0- 0	3- 1				
0- 0	0- 0	0- 0	NEUTRAL	0- 0	0- 0	0- 0				

RPI 1-25			RPI 26-50			RPI 51-100			RPI 101+ Team's RPI: 242		
RPI	S	Opponent	Score	RPI	S	Opponent	Score	RPI	S	Opponent	Score
14	N	UCF	45 53	41	H	James Madison	53 74	57	H	Virginia Tech	61 72
								70	A	FGCU	50 68
								129	A	Chattanooga	60 75
								152	N	Duquesne	55 51
								164	N	Charlotte	61 63
								204	A	East Carolina	63 66
								205	H	Saint Francis (PA)	82 53
								209	A	Stetson	52 69
								209	H	Stetson	56 68
								222	A	Jacksonville	85 75
								222	H	Jacksonville	52 64
								248	A	ETSU	89 86
								267	N	Norfolk St.	53 66
								268	A	Bethune-Cookman	76 81
								286	H	North Florida	69 53
								296	A	Kennesaw St.	67 61
								307	A	UNC Greensboro	45 48
								311	H	NJIT	58 47
								329	A	Lipscomb	77 60
LAST 12 Division I GAMES:											
267	N	Norfolk St.	53 66	296	A	Kennesaw St.	67 61				
209	H	Stetson	56 68	222	H	Jacksonville	52 64				
311	H	NJIT	58 47	209	A	Stetson	52 69				
329	A	Lipscomb	77 60	70	A	FGCU	50 68				
222	A	Jacksonville	85 75	152	N	Duquesne	55 51				
286	H	North Florida	69 53	14	N	UCF	45 53				

Non-Div I Games: West Chester 61 42

Liberty

Loss, Non-Conf, S Site, H Home A Away N Neutral

Average RPI Win: 298	WON-LOST	WINNING	LAST 10	STRENGTH OF	OPP. STRENGTH	TEAM	ADJ.	CONF.	ADJ CONF.
Average RPI Loss: 188	RECORD	PCT. RANK	GAMES	SCHEDULE	OF SCHEDULE	RPI	RPI	RPI	RPI
DIV. I ONLY	2- 20	345	0- 1	203	304	329	329	24	24
DIV. I NON-CONF.	2- 11	316	0- 0	165	294	298	298	27	27
TOTALS	RPI 1-25	RPI 26-50	W-L RECORDS	RPI 51-100	RPI 101-150	RPI 150+			
2- 20	0- 0	0- 1	OVERALL	0- 3	0- 5	2- 11			
1- 8	0- 0	0- 0	HOME	0- 0	0- 3	1- 5			
1- 12	0- 0	0- 1	AWAY	0- 3	0- 2	1- 6			
0- 0	0- 0	0- 0	NEUTRAL	0- 0	0- 0	0- 0			
2- 11	0- 0	0- 1	NON-CONFERENCE	0- 2	0- 4	2- 4			
1- 4	0- 0	0- 0	HOME	0- 0	0- 2	1- 2			
1- 7	0- 0	0- 1	AWAY	0- 2	0- 2	1- 2			
0- 0	0- 0	0- 0	NEUTRAL	0- 0	0- 0	0- 0			
0- 9	0- 0	0- 0	CONFERENCE	0- 1	0- 1	0- 7			
0- 4	0- 0	0- 0	HOME	0- 0	0- 1	0- 3			
0- 5	0- 0	0- 0	AWAY	0- 1	0- 0	0- 4			
0- 0	0- 0	0- 0	NEUTRAL	0- 0	0- 0	0- 0			

RPI S	Opponent	Score	RPI S	Opponent	Score	RPI S	Opponent	Score	RPI S	Opponent	Score	Team's RPI: 329
48	A Clemson	26 68	64	A Belmont	43 83	107	A Georgia	45 77				
			70	A FGCU	40 82	118	A Morehead St.	44 79				
			87	A Cincinnati	55 71	131	H UT Martin	53 62				
						141	H Tennessee Tech	52 67				
						147	H North Ala.	60 81				
						209	A Stetson	49 76				
						209	H Stetson	65 80				
						222	A Jacksonville	47 62				
						225	H Jacksonville St.	46 58				
						242	H Liberty	60 77				
						283	A Austin Peay	58 70				
						286	A North Florida	66 72				
						286	H North Florida	53 68				
						288	A Murray St.	61 97				
						291	H Col. of Charleston	63 65				
						293	H Tennessee St.	64 62				
						303	A Alabama A&M	62 58				
						311	A NJIT	67 80				
LAST 12 Division I GAMES:												
286	A North Florida	66 72	209	H Stetson	65 80							
147	H North Ala.	60 81	286	H North Florida	53 68							
242	H Liberty	60 77	222	A Jacksonville	47 62							
209	A Stetson	49 76	118	A Morehead St.	44 79							
70	A FGCU	40 82	141	H Tennessee Tech	52 67							
311	A NJIT	67 80	107	A Georgia	45 77							

Non-Div I Games:

Lipscomb

Little Rock

Through Games Of Feb. 6, 2019

Average RPI Win:	190	WON-LOST	WINNING	LAST 10	STRENGTH OF	OPP. STRENGTH	TEAM	ADJ.	CONF.	ADJ CONF.
Average RPI Loss:	56	RECORD	PCT. RANK	GAMES	SCHEDULE	OF SCHEDULE	RPI	RPI	RPI	RPI
DIV. I ONLY	12- 8	116	1- 0	51	101	80	80	12	12	
DIV. I NON-CONF.	4- 7	228	0- 0	37	18	124	124	15	15	
TOTALS	RPI 1-25	RPI 26-50	W-L RECORDS	RPI 51-100	RPI 101-150	RPI 150+				
12- 8	0- 2	0- 1	OVERALL	0- 4	3- 1	9- 0				
6- 5	0- 2	0- 1	HOME	0- 1	1- 1	5- 0				
6- 3	0- 0	0- 0	AWAY	0- 3	2- 0	4- 0				
0- 0	0- 0	0- 0	NEUTRAL	0- 0	0- 0	0- 0				
4- 7	0- 2	0- 1	NON-CONFERENCE	0- 3	0- 1	4- 0				
1- 5	0- 2	0- 1	HOME	0- 1	0- 1	1- 0				
3- 2	0- 0	0- 0	AWAY	0- 2	0- 0	3- 0				
0- 0	0- 0	0- 0	NEUTRAL	0- 0	0- 0	0- 0				
8- 1	0- 0	0- 0	CONFERENCE	0- 1	3- 0	5- 0				
5- 0	0- 0	0- 0	HOME	0- 0	1- 0	4- 0				
3- 1	0- 0	0- 0	AWAY	0- 1	2- 0	1- 0				
0- 0	0- 0	0- 0	NEUTRAL	0- 0	0- 0	0- 0				

RPI 1-25				RPI 26-50				RPI 51-100 Team's RPI: 80				RPI 101+			
RPI	S	Opponent	Score	RPI	S	Opponent	Score	RPI	S	Opponent	Score	RPI	S	Opponent	Score
7	H	Mississippi St.	63 98	35	H	Rice	65 79	52	H	Kansas St.	47 53	106	A	South Alabama	65 42
18	H	Texas A&M	40 61					56	A	LSU	45 60	114	H	UT Arlington	68 65
								67	A	Missouri St.	44 48	121	H	Western Ky.	56 68
								91	A	Troy	66 71	138	A	Appalachian St.	74 59
												157	A	Louisiana Tech	69 58
												159	A	Tulsa	63 53
												178	H	Texas St.	62 47
												182	H	Arkansas St.	68 55
												183	A	Coastal Caro.	60 47
												227	A	Memphis	63 60
												236	H	Louisiana	62 48
												287	H	Fla. Atlantic	61 38
												312	H	La.-Monroe	63 44
LAST 12 Division I GAMES:															
182	H	Arkansas St.	68 55	91	A	Troy	66 71	236	H	Louisiana	62 48				
138	A	Appalachian St.	74 59	312	H	La.-Monroe	63 44	67	A	Missouri St.	44 48				
183	A	Coastal Caro.	60 47	227	A	Memphis	63 60	159	A	Tulsa	63 53				
114	H	UT Arlington	68 65												
178	H	Texas St.	62 47												
106	A	South Alabama	65 42												

Non-Div I Games:

Little Rock

Loss, Non-Conf, S Site, H Home A Away N Neutral

Average RPI Win:	230	WON-LOST	WINNING	LAST 10	STRENGTH OF	OPP. STRENGTH	TEAM	ADJ.	CONF.	ADJ CONF.
Average RPI Loss:	154	RECORD	PCT. RANK	GAMES	SCHEDULE	OF SCHEDULE	RPI	RPI	RPI	RPI
DIV. I ONLY	6- 15	284	0- 1	192	187	264	264	21	21	
DIV. I NON-CONF.	3- 10	278	0- 0	112	147	256	256	20	20	
TOTALS	RPI 1-25	RPI 26-50	W-L RECORDS	RPI 51-100	RPI 101-150	RPI 150+				
6- 15	0- 1	0- 1	OVERALL	1- 4	0- 3	5- 6				
3- 8	0- 0	0- 0	HOME	1- 3	0- 1	2- 4				
3- 7	0- 1	0- 1	AWAY	0- 1	0- 2	3- 2				
0- 0	0- 0	0- 0	NEUTRAL	0- 0	0- 0	0- 0				
3- 10	0- 1	0- 1	NON-CONFERENCE	1- 3	0- 2	2- 3				
2- 6	0- 0	0- 0	HOME	1- 3	0- 0	1- 3				
1- 4	0- 1	0- 1	AWAY	0- 0	0- 2	1- 0				
0- 0	0- 0	0- 0	NEUTRAL	0- 0	0- 0	0- 0				
3- 5	0- 0	0- 0	CONFERENCE	0- 1	0- 1	3- 3				
1- 2	0- 0	0- 0	HOME	0- 0	0- 1	1- 1				
2- 3	0- 0	0- 0	AWAY	0- 1	0- 0	2- 2				
0- 0	0- 0	0- 0	NEUTRAL	0- 0	0- 0	0- 0				

RPI 1-25				RPI 26-50				RPI 51-100				RPI 101+ Team's RPI: 264			
RPI	S	Opponent	Score	RPI	S	Opponent	Score	RPI	S	Opponent	Score	RPI	S	Opponent	Score
5	A	Oregon	48 110	29	A	Utah	59 82	54	H	Southern California	50 86	111	A	Loyola Marymount	62 71
								69	H	Arizona	43 70	140	A	Montana St.	62 85
								79	A	UC Davis	50 70	144	H	CSUN	37 51
								93	H	UNI	64 71	171	A	UC Riverside	63 45
								94	H	Idaho	70 63	171	H	UC Riverside	59 73
												201	A	Utah St.	50 48
												245	H	Nevada	67 76
												253	A	Cal St. Fullerton	59 53
												255	H	San Diego	56 60
												285	H	California Baptist	83 85
												304	A	UC Santa Barbara	54 60
												319	A	Cal Poly	59 66
												319	H	Cal Poly	61 58
												340	H	Grand Canyon	57 50
LAST 12 Division I GAMES:															
319	A	Cal Poly	59 66	319	H	Cal Poly	61 58								
253	A	Cal St. Fullerton	59 53	171	A	UC Riverside	63 45								
79	A	UC Davis	50 70	201	A	Utah St.	50 48								
144	H	CSUN	37 51	340	H	Grand Canyon	57 50								
171	H	UC Riverside	59 73	111	A	Loyola Marymount	62 71								
304	A	UC Santa Barbara	54 60	69	H	Arizona	43 70								

Non-Div I Games:

Long Beach St.

■ Loss,
■ Non-Conf, S Site,
■ Home
■ Away
N Neutral

Average RPI Win:	219	WON-LOST	WINNING	LAST 10	STRENGTH OF	OPP. STRENGTH	TEAM	ADJ.	CONF.	ADJ CONF.
Average RPI Loss:	217	RECORD	PCT. RANK	GAMES	SCHEDULE	OF SCHEDULE	RPI	RPI	RPI	RPI
DIV. I ONLY	2- 18	337	0- 1	246	342	342	342	28	28	
DIV. I NON-CONF.	1- 9	326	0- 0	197	334	336	336	29	29	
TOTALS	RPI 1-25	RPI 26-50	W-L RECORDS	RPI 51-100	RPI 101-150	RPI 150+				
2- 18	0- 0	0- 0	OVERALL	0- 1	0- 4	2- 13				
2- 8	0- 0	0- 0	HOME	0- 0	0- 2	2- 6				
0- 9	0- 0	0- 0	AWAY	0- 1	0- 2	0- 6				
0- 1	0- 0	0- 0	NEUTRAL	0- 0	0- 0	0- 1				
1- 9	0- 0	0- 0	NON-CONFERENCE	0- 1	0- 2	1- 6				
1- 4	0- 0	0- 0	HOME	0- 0	0- 0	1- 4				
0- 4	0- 0	0- 0	AWAY	0- 1	0- 2	0- 1				
0- 1	0- 0	0- 0	NEUTRAL	0- 0	0- 0	0- 1				
1- 9	0- 0	0- 0	CONFERENCE	0- 0	0- 2	1- 7				
1- 4	0- 0	0- 0	HOME	0- 0	0- 2	1- 2				
0- 5	0- 0	0- 0	AWAY	0- 0	0- 0	0- 5				
0- 0	0- 0	0- 0	NEUTRAL	0- 0	0- 0	0- 0				

RPI S	Opponent	Score	RPI S	Opponent	Score	RPI S	Opponent	Score	RPI S	Opponent	Score	Team's RPI: 342
						57	A Virginia Tech	39 93	116	A VCU	55 84	
									117	H Radford	34 68	
									119	A UNCW	33 35	
									128	H High Point	54 65	
									179	H UMES	83 71	
									184	H Eastern Mich.	45 64	
									189	A Hampton	40 66	
									196	A UNC Asheville	55 80	
									204	N East Carolina	52 61	
									205	H Saint Francis (PA)	88 91	
									254	H Campbell	60 66	
									258	H Gardner-Webb	85 79	
									267	A Norfolk St.	42 74	
									271	A Winthrop	69 77	
									290	H Wofford	72 101	
									316	H Charleston So.	74 81	
									328	H Wagner	60 86	
									335	A Presbyterian	66 81	
									337	A USC Upstate	67 72	
LAST 12 Division I GAMES:												
			128	H High Point	54 65	189	A Hampton	40 66				
			258	H Gardner-Webb	85 79	316	H Charleston So.	74 81				
			254	H Campbell	60 66	335	A Presbyterian	66 81				
			337	A USC Upstate	67 72	271	A Winthrop	69 77				
			196	A UNC Asheville	55 80	57	A Virginia Tech	39 93				
			117	H Radford	34 68	119	A UNCW	33 35				

Non-Div I Games:

Longwood

■ Loss,
 ■ Non-Conf,
 ■ S Site,
 ■ H Home
 ■ A Away
 N Neutral

Louisiana

Through Games Of Feb. 6, 2019

Average RPI Win:	251	WON-LOST	WINNING	LAST 10	STRENGTH OF	OPP. STRENGTH	TEAM	ADJ.	CONF.	ADJ CONF.
Average RPI Loss:	129	RECORD	PCT. RANK	GAMES	SCHEDULE	OF SCHEDULE	RPI	RPI	RPI	RPI
DIV. I ONLY	6- 14	274	0- 1	97	198	236	236	12	12	
DIV. I NON-CONF.	2- 8	293	0- 0	138	198	268	268	15	15	
TOTALS	RPI 1-25	RPI 26-50	W-L RECORDS	RPI 51-100	RPI 101-150	RPI 150+				
6- 14	0- 1	0- 0	OVERALL	0- 5	1- 2	5- 6				
5- 5	0- 0	0- 0	HOME	0- 2	1- 1	4- 2				
1- 8	0- 1	0- 0	AWAY	0- 3	0- 1	1- 3				
0- 1	0- 0	0- 0	NEUTRAL	0- 0	0- 0	0- 1				
2- 8	0- 1	0- 0	NON-CONFERENCE	0- 3	0- 0	2- 4				
1- 3	0- 0	0- 0	HOME	0- 2	0- 0	1- 1				
1- 4	0- 1	0- 0	AWAY	0- 1	0- 0	1- 2				
0- 1	0- 0	0- 0	NEUTRAL	0- 0	0- 0	0- 1				
4- 6	0- 0	0- 0	CONFERENCE	0- 2	1- 2	3- 2				
4- 2	0- 0	0- 0	HOME	0- 0	1- 1	3- 1				
0- 4	0- 0	0- 0	AWAY	0- 2	0- 1	0- 1				
0- 0	0- 0	0- 0	NEUTRAL	0- 0	0- 0	0- 0				

RPI 1-25				RPI 26-50				RPI 51-100				RPI 101+ Team's RPI: 236			
RPI	S	Opponent	Score	RPI	S	Opponent	Score	RPI	S	Opponent	Score	RPI	S	Opponent	Score
7	A	Mississippi St.	36 104					53	A	Auburn	59 71	106	A	South Alabama	60 83
								56	H	LSU	54 76	114	H	UT Arlington	61 76
								59	H	Lamar University	77 79	138	H	Appalachian St.	73 55
								80	A	Little Rock	48 62	153	H	Georgia St.	57 54
								91	A	Troy	64 90	182	A	Arkansas St.	75 87
												183	H	Coastal Caro.	58 76
												198	A	Ole Miss	57 79
												199	H	Sam Houston St.	62 68
												213	A	UTRGV	60 75
												263	N	A&M-Corpus Christi	63 64
												278	H	Ga. Southern	59 48
												305	H	Jackson St.	68 61
												312	H	La.-Monroe	52 45
												320	A	McNeese	70 59
LAST 12 Division I GAMES:															
183	H	Coastal Caro.	58 76	278	H	Ga. Southern	59 48								
138	H	Appalachian St.	73 55	153	H	Georgia St.	57 54								
114	H	UT Arlington	61 76	80	A	Little Rock	48 62								
91	A	Troy	64 90	182	A	Arkansas St.	75 87								
106	A	South Alabama	60 83	7	A	Mississippi St.	36 104								
312	H	La.-Monroe	52 45	56	H	LSU	54 76								

Non-Div I Games: Dillard

69 72

Louisiana

■ Loss,
 ■ Non-Conf, S Site,
 ■ Home
 ■ Away
 N Neutral

Average RPI Win: 211		WON-LOST	WINNING	LAST 10	STRENGTH OF	OPP. STRENGTH	TEAM	ADJ.	CONF.	ADJ CONF.
Average RPI Loss: 120		RECORD	PCT. RANK	GAMES	SCHEDULE	OF SCHEDULE	RPI	RPI	RPI	RPI
DIV. I ONLY		11- 11	159	1- 0	143	126	157	157	14	14
DIV. I NON-CONF.		7- 5	132	1- 0	218	74	134	134	19	19
TOTALS		RPI 1-25	RPI 26-50	W-L RECORDS	RPI 51-100	RPI 101-150	RPI 150+			
11- 11	0- 1		0- 1	OVERALL	0- 4	3- 1	8- 4			
6- 4	0- 0		0- 1	HOME	0- 2	1- 0	5- 1			
4- 6	0- 1		0- 0	AWAY	0- 1	1- 1	3- 3			
1- 1	0- 0		0- 0	NEUTRAL	0- 1	1- 0	0- 0			
7- 5	0- 1		0- 0	NON-CONFERENCE	0- 2	2- 0	5- 2			
3- 1	0- 0		0- 0	HOME	0- 1	1- 0	2- 0			
3- 3	0- 1		0- 0	AWAY	0- 0	0- 0	3- 2			
1- 1	0- 0		0- 0	NEUTRAL	0- 1	1- 0	0- 0			
4- 6	0- 0		0- 1	CONFERENCE	0- 2	1- 1	3- 2			
3- 3	0- 0		0- 1	HOME	0- 1	0- 0	3- 1			
1- 3	0- 0		0- 0	AWAY	0- 1	1- 1	0- 1			
0- 0	0- 0		0- 0	NEUTRAL	0- 0	0- 0	0- 0			

RPI 1-25				RPI 26-50				RPI 51-100				RPI 101+				Team's RPI: 157	
RPI	S	Opponent	Score	RPI	S	Opponent	Score	RPI	S	Opponent	Score	RPI	S	Opponent	Score		
17	A	Arizona St.	44 80	35	H	Rice	51 61	61	A	Middle Tenn.	38 75	112	H	Houston	100 88		
								66	H	Old Dominion	59 70	113	N	Alabama	79 62		
								67	N	Missouri St.	70 82	121	A	Western Ky.	76 81		
								80	H	Little Rock	58 69	143	A	UAB	73 68		
												164	H	Charlotte	88 51		
												177	H	North Texas	54 65		
												182	A	Arkansas St.	80 70		
												198	H	Ole Miss	80 71		
												219	A	UMKC	70 80		
												227	A	Memphis	66 50		
												231	A	Marshall	88 90		
												250	A	Wichita St.	56 70		
												266	H	Southeastern La.	72 53		
												287	H	Fla. Atlantic	86 55		
												313	H	FIU	90 72		
												320	A	McNeese	89 48		
LAST 12 Division I GAMES:																	
				113	N	Alabama	79 62	66	H	Old Dominion	59 70						
				313	H	FIU	90 72	61	A	Middle Tenn.	38 75						
				287	H	Fla. Atlantic	86 55	143	A	UAB	73 68						
				121	A	Western Ky.	76 81	35	H	Rice	51 61						
				231	A	Marshall	88 90	177	H	North Texas	54 65						
				164	H	Charlotte	88 51	320	A	McNeese	89 48						

Non-Div I Games: LSU-Alexandria 112 70

Louisiana Tech

Loss, Non-Conf, S Site, H Home A Away N Neutral

Louisville

Through Games Of Feb. 6, 2019

Average RPI Win:	89	WON-LOST	WINNING	LAST 10	STRENGTH OF	OPP. STRENGTH	TEAM	ADJ.	CONF.	ADJ CONF.
Average RPI Loss:	1	RECORD	PCT. RANK	GAMES	SCHEDULE	OF SCHEDULE	RPI	RPI	RPI	RPI
DIV. I ONLY	21- 1	1	1- 0	12	2	3	3	1	1	
DIV. I NON-CONF.	13- 0	1	0- 0	18	34	2	2	1	1	
TOTALS	RPI 1-25	RPI 26-50	W-L RECORDS	RPI 51-100	RPI 101-150	RPI 150+				
21- 1	5- 1	3- 0	OVERALL	5- 0	6- 0	2- 0				
11- 0	2- 0	2- 0	HOME	2- 0	3- 0	2- 0				
8- 1	2- 1	1- 0	AWAY	3- 0	2- 0	0- 0				
2- 0	1- 0	0- 0	NEUTRAL	0- 0	1- 0	0- 0				
13- 0	3- 0	1- 0	NON-CONFERENCE	2- 0	5- 0	2- 0				
7- 0	1- 0	1- 0	HOME	1- 0	2- 0	2- 0				
4- 0	1- 0	0- 0	AWAY	1- 0	2- 0	0- 0				
2- 0	1- 0	0- 0	NEUTRAL	0- 0	1- 0	0- 0				
8- 1	2- 1	2- 0	CONFERENCE	3- 0	1- 0	0- 0				
4- 0	1- 0	1- 0	HOME	1- 0	1- 0	0- 0				
4- 1	1- 1	1- 0	AWAY	2- 0	0- 0	0- 0				
0- 0	0- 0	0- 0	NEUTRAL	0- 0	0- 0	0- 0				

RPI 1-25				Team's RPI: 3		RPI 26-50				RPI 51-100				RPI 101+					
RPI	S	Opponent	Score		RPI	S	Opponent	Score		RPI	S	Opponent	Score		RPI	S	Opponent	Score	
1	A	Notre Dame	68	82	32	H	Kentucky	80	75	55	H	Miami (OH)	95	73	102	H	Nebraska	85	68
6	H	UConn	78	69	42	H	Georgia Tech	61	44	58	A	Boise St.	74	55	104	N	Hartford	86	69
17	N	Arizona St.	58	56	48	A	Clemson	76	44	73	A	Duke	73	51	121	A	Western Ky.	102	80
20	H	North Carolina	73	66						96	A	Wake Forest	73	49	123	H	Pittsburgh	70	42
22	A	Florida St.	68	49						99	H	Virginia	91	43	129	A	Chattanooga	75	49
25	A	Central Mich.	72	68											131	H	UT Martin	102	62
															281	H	Northern Ky.	92	59
															293	H	Tennessee St.	107	52
LAST 12 Division I GAMES:																			
48	A	Clemson	76	44	42	H	Georgia Tech	61	44	1	A	Notre Dame	68	82					
6	H	UConn	78	69	73	A	Duke	73	51	20	H	North Carolina	73	66					
123	H	Pittsburgh	70	42	25	A	Central Mich.	72	68	281	H	Northern Ky.	92	59					
22	A	Florida St.	68	49															
96	A	Wake Forest	73	49															
99	H	Virginia	91	43															

Non-Div I Games:

Louisville

■ Loss,
 ■ Non-Conf, S Site,
 ■ Home
 ■ Away
 N Neutral

Loyola Chicago

Through Games Of Feb. 6, 2019

Average RPI Win:	285	WON-LOST	WINNING	LAST 10	STRENGTH OF	OPP. STRENGTH	TEAM	ADJ.	CONF.	ADJ CONF.
Average RPI Loss:	114	RECORD	PCT. RANK	GAMES	SCHEDULE	OF SCHEDULE	RPI	RPI	RPI	RPI
DIV. I ONLY	10- 10	159	0- 1	284	218	232	232	13	13	
DIV. I NON-CONF.	6- 5	143	0- 0	333	289	267	267	14	14	
TOTALS	RPI 1-25	RPI 26-50	W-L RECORDS	RPI 51-100	RPI 101-150	RPI 150+				
10- 10	0- 1	0- 2	OVERALL	0- 2	0- 1	10- 4				
8- 3	0- 0	0- 1	HOME	0- 0	0- 0	8- 2				
2- 7	0- 1	0- 1	AWAY	0- 2	0- 1	2- 2				
0- 0	0- 0	0- 0	NEUTRAL	0- 0	0- 0	0- 0				
6- 5	0- 0	0- 2	NON-CONFERENCE	0- 0	0- 1	6- 2				
4- 2	0- 0	0- 1	HOME	0- 0	0- 0	4- 1				
2- 3	0- 0	0- 1	AWAY	0- 0	0- 1	2- 1				
0- 0	0- 0	0- 0	NEUTRAL	0- 0	0- 0	0- 0				
4- 5	0- 1	0- 0	CONFERENCE	0- 2	0- 0	4- 2				
4- 1	0- 0	0- 0	HOME	0- 0	0- 0	4- 1				
0- 4	0- 1	0- 0	AWAY	0- 2	0- 0	0- 1				
0- 0	0- 0	0- 0	NEUTRAL	0- 0	0- 0	0- 0				

RPI 1-25				RPI 26-50				RPI 51-100				RPI 101+ Team's RPI: 232			
RPI	S	Opponent	Score	RPI	S	Opponent	Score	RPI	S	Opponent	Score	RPI	S	Opponent	Score
19	A	Drake	60 69	36	H	DePaul	76 102	67	A	Missouri St.	49 84	127	A	Youngstown St.	63 74
				43	A	Purdue	41 65	93	A	UNI	52 64	155	A	Southern Ill.	63 74
												156	H	Bradley	56 69
												173	H	Indiana St.	56 54
												188	H	Illinois St.	62 59
												219	H	UMKC	74 88
												228	A	Bowling Green	74 88
												235	H	SIUE	56 43
												284	A	Western Mich.	64 53
												294	H	Valparaiso	80 54
												330	H	Detroit Mercy	52 43
												331	A	UIC	75 60
												333	H	Purdue Fort Wayne	81 67
												338	H	Evansville	61 56
												346	H	Chicago St.	76 40
LAST 12 Division I GAMES:															
156	H	Bradley	56 69	93	A	UNI	52 64								
188	H	Illinois St.	62 59	19	A	Drake	60 69								
155	A	Southern Ill.	63 74	294	H	Valparaiso	80 54								
67	A	Missouri St.	49 84	36	H	DePaul	76 102								
173	H	Indiana St.	56 54	219	H	UMKC	74 88								
338	H	Evansville	61 56	43	A	Purdue	41 65								

Non-Div I Games:

Loyola Chicago

■ Loss,
 ■ Non-Conf,
 ■ S Site,
 ■ H Home
 ■ A Away
 N Neutral

Loyola Maryland

Through Games Of Feb. 6, 2019

Average RPI Win:	284	WON-LOST	WINNING	LAST 10	STRENGTH OF	OPP. STRENGTH	TEAM	ADJ.	CONF.	ADJ CONF.
Average RPI Loss:	171	RECORD	PCT. RANK	GAMES	SCHEDULE	OF SCHEDULE	RPI	RPI	RPI	RPI
DIV. I ONLY	3- 18	329	0- 1	155	262	295	295	19	19	
DIV. I NON-CONF.	1- 10	330	0- 1	132	253	293	293	22	22	
TOTALS	RPI 1-25	RPI 26-50	W-L RECORDS	RPI 51-100	RPI 101-150	RPI 150+				
3- 18	0- 1	0- 1	OVERALL	0- 2	0- 4	3- 10				
2- 6	0- 0	0- 1	HOME	0- 0	0- 1	2- 4				
1- 11	0- 1	0- 0	AWAY	0- 2	0- 2	1- 6				
0- 1	0- 0	0- 0	NEUTRAL	0- 0	0- 1	0- 0				
1- 10	0- 1	0- 0	NON-CONFERENCE	0- 1	0- 3	1- 5				
0- 3	0- 0	0- 0	HOME	0- 0	0- 1	0- 2				
1- 6	0- 1	0- 0	AWAY	0- 1	0- 1	1- 3				
0- 1	0- 0	0- 0	NEUTRAL	0- 0	0- 1	0- 0				
2- 8	0- 0	0- 1	CONFERENCE	0- 1	0- 1	2- 5				
2- 3	0- 0	0- 1	HOME	0- 0	0- 0	2- 2				
0- 5	0- 0	0- 0	AWAY	0- 1	0- 1	0- 3				
0- 0	0- 0	0- 0	NEUTRAL	0- 0	0- 0	0- 0				

RPI 1-25				RPI 26-50				RPI 51-100				RPI 101+ Team's RPI: 295			
RPI	S	Opponent	Score	RPI	S	Opponent	Score	RPI	S	Opponent	Score	RPI	S	Opponent	Score
21	A	Maryland	48 83	47	H	Bucknell	57 75	92	A	Georgetown	30 45	101	N	Boston College	47 73
								97	A	American	38 82	120	A	Towson	57 62
												136	A	Lehigh	42 51
												150	H	William & Mary	49 65
												165	H	Boston U.	62 64
												202	A	George Mason	38 70
												210	A	Holy Cross	60 78
												212	H	Navy	46 58
												223	A	Dartmouth	41 54
												226	A	Colgate	64 73
												230	A	Monmouth	75 67
												247	H	Mt. St. Mary's	67 77
												256	H	St. Francis Brooklyn	70 75
												265	A	Saint Joseph's	46 49
												299	A	Army West Point	57 69
												299	H	Army West Point	70 51
												323	H	Lafayette	62 50
LAST 12 Division I GAMES:															
265	A	Saint Joseph's	46 49	97	A	American	38 82	210	A	Holy Cross	60 78				
299	H	Army West Point	70 51	165	H	Boston U.	62 64	299	A	Army West Point	57 69				
136	A	Lehigh	42 51	212	H	Navy	46 58	230	A	Monmouth	75 67				
226	A	Colgate	64 73												
47	H	Bucknell	57 75												
323	H	Lafayette	62 50												

Non-Div I Games:

Loyola Maryland

Loss, Non-Conf, S Site, H Home A Away N Neutral

Average RPI Win:	164	WON-LOST	WINNING	LAST 10	STRENGTH OF	OPP. STRENGTH	TEAM	ADJ.	CONF.	ADJ CONF.
Average RPI Loss:	111	RECORD	PCT. RANK	GAMES	SCHEDULE	OF SCHEDULE	RPI	RPI	RPI	RPI
DIV. I ONLY	13- 10	137	1- 0	74	110	111	111	8	8	
DIV. I NON-CONF.	7- 5	132	1- 0	115	172	111	111	7	7	
<hr/>										
TOTALS	RPI 1-25	RPI 26-50	W-L RECORDS	RPI 51-100	RPI 101-150	RPI 150+				
13- 10	0- 1	2- 3	OVERALL	3- 1	1- 1	7- 4				
8- 3	0- 1	2- 0	HOME	1- 0	0- 0	5- 2				
5- 4	0- 0	0- 1	AWAY	2- 1	1- 1	2- 1				
0- 3	0- 0	0- 2	NEUTRAL	0- 0	0- 0	0- 1				
7- 5	0- 0	1- 2	NON-CONFERENCE	2- 0	1- 0	3- 3				
4- 1	0- 0	1- 0	HOME	1- 0	0- 0	2- 1				
3- 1	0- 0	0- 0	AWAY	1- 0	1- 0	1- 1				
0- 3	0- 0	0- 2	NEUTRAL	0- 0	0- 0	0- 1				
6- 5	0- 1	1- 1	CONFERENCE	1- 1	0- 1	4- 1				
4- 2	0- 1	1- 0	HOME	0- 0	0- 0	3- 1				
2- 3	0- 0	0- 1	AWAY	1- 1	0- 1	1- 0				
0- 0	0- 0	0- 0	NEUTRAL	0- 0	0- 0	0- 0				

RPI 1-25				RPI 26-50				RPI 51-100				RPI 101+ Team's RPI: 111			
RPI	S	Opponent	Score	RPI	S	Opponent	Score	RPI	S	Opponent	Score	RPI	S	Opponent	Score
12	H	Gonzaga	53 78	33	A	BYU	44 55	51	A	Saint Mary's (CA)	62 86	132	A	Pepperdine	86 95
				33	H	BYU	61 58	69	A	Arizona	66 64	144	A	CSUN	72 53
				39	N	Indiana	43 67	78	A	Pacific	72 67	166	H	Portland	76 58
				40	N	South Dakota	40 67	79	H	UC Davis	60 53	168	H	Santa Clara	75 83
				45	H	UCLA	69 63					170	A	Denver	75 104
												200	N	Grambling	61 62
												214	H	Robert Morris	61 53
												220	H	San Francisco	66 58
												255	A	San Diego	69 52
												255	H	San Diego	83 57
												264	H	Long Beach St.	71 62
												269	H	Northern Ariz.	62 63
												304	A	UC Santa Barbara	70 57
<hr/>															
LAST 12 Division I GAMES:															
214	H	Robert Morris	61 53	168	H	Santa Clara	75 83								
255	H	San Diego	83 57	220	H	San Francisco	66 58								
33	H	BYU	61 58	33	A	BYU	44 55								
51	A	Saint Mary's (CA)	62 86	255	A	San Diego	69 52								
78	A	Pacific	72 67	166	H	Portland	76 58								
132	A	Pepperdine	86 95	12	H	Gonzaga	53 78								

Non-Div I Games:

Loyola Marymount

■ Loss,
 ■ Non-Conf,
 ■ S Site,
 ■ H Home
 ■ A Away
 N Neutral

Average RPI Win:	218	WON-LOST	WINNING	LAST 10	STRENGTH OF	OPP. STRENGTH	TEAM	ADJ.	CONF.	ADJ CONF.
Average RPI Loss:	87	RECORD	PCT. RANK	GAMES	SCHEDULE	OF SCHEDULE	RPI	RPI	RPI	RPI
DIV. I ONLY	16- 7	73	0- 1	137	170	75	75	23	23	
DIV. I NON-CONF.	7- 6	153	0- 1	32	67	48	48	24	24	
TOTALS	RPI 1-25	RPI 26-50	W-L RECORDS	RPI 51-100	RPI 101-150	RPI 150+				
16- 7	1- 1	0- 0	OVERALL	3- 3	0- 3	12- 0				
8- 1	0- 0	0- 0	HOME	1- 1	0- 0	7- 0				
6- 5	1- 1	0- 0	AWAY	1- 2	0- 2	4- 0				
2- 1	0- 0	0- 0	NEUTRAL	1- 0	0- 1	1- 0				
7- 6	1- 1	0- 0	NON-CONFERENCE	3- 3	0- 2	3- 0				
2- 1	0- 0	0- 0	HOME	1- 1	0- 0	1- 0				
3- 4	1- 1	0- 0	AWAY	1- 2	0- 1	1- 0				
2- 1	0- 0	0- 0	NEUTRAL	1- 0	0- 1	1- 0				
9- 1	0- 0	0- 0	CONFERENCE	0- 0	0- 1	9- 0				
6- 0	0- 0	0- 0	HOME	0- 0	0- 0	6- 0				
3- 1	0- 0	0- 0	AWAY	0- 0	0- 1	3- 0				
0- 0	0- 0	0- 0	NEUTRAL	0- 0	0- 0	0- 0				

RPI 1-25				RPI 26-50				RPI 51-100 Team's RPI: 75				RPI 101+			
RPI	S	Opponent	Score	RPI	S	Opponent	Score	RPI	S	Opponent	Score	RPI	S	Opponent	Score
9	A	NC State	46 84					68	A	Harvard	67 60	104	A	Hartford	46 49
20	A	North Carolina	85 73					71	A	Green Bay	39 70	129	N	Chattanooga	61 66
								73	H	Duke	63 66	137	A	Fordham	64 72
								76	N	Penn	47 46	162	A	Stony Brook	68 54
								83	A	Northeastern	55 63	234	N	N.C. A&T	58 52
								85	H	Toledo	73 59	237	H	Albany (NY)	76 65
												241	H	Brown	102 96
												243	H	Binghamton	95 66
												270	A	Vermont	63 51
												270	H	Vermont	66 45
												298	H	UMBC	84 44
												300	A	Bryant	74 57
												324	H	UMass Lowell	79 45
												326	A	New Hampshire	69 45
												326	H	New Hampshire	67 46
LAST 12 Division I GAMES:															
129	N	Chattanooga	61 66	104	A	Hartford	46 49								
270	H	Vermont	66 45	237	H	Albany (NY)	76 65								
326	A	New Hampshire	69 45	270	A	Vermont	63 51								
324	H	UMass Lowell	79 45	298	H	UMBC	84 44								
243	H	Binghamton	95 66	326	H	New Hampshire	67 46								
162	A	Stony Brook	68 54	137	A	Fordham	64 72								

Non-Div I Games:

Maine

■ Loss,
 ■ Non-Conf, S Site,
 ■ Home
 ■ Away
 N Neutral

Average RPI Win:	291	WON-LOST	WINNING	LAST 10	STRENGTH OF	OPP. STRENGTH	TEAM	ADJ.	CONF.	ADJ CONF.
Average RPI Loss:	209	RECORD	PCT. RANK	GAMES	SCHEDULE	OF SCHEDULE	RPI	RPI	RPI	RPI
DIV. I ONLY	6- 14	274	1- 0	263	347	317	317	27	27	
DIV. I NON-CONF.	2- 9	297	0- 0	213	350	333	333	28	28	
TOTALS	RPI 1-25	RPI 26-50	W-L RECORDS	RPI 51-100	RPI 101-150	RPI 150+				
6- 14	0- 0	0- 0	OVERALL	0- 2	0- 1	6- 11				
5- 7	0- 0	0- 0	HOME	0- 2	0- 0	5- 5				
1- 7	0- 0	0- 0	AWAY	0- 0	0- 1	1- 6				
0- 0	0- 0	0- 0	NEUTRAL	0- 0	0- 0	0- 0				
2- 9	0- 0	0- 0	NON-CONFERENCE	0- 2	0- 1	2- 6				
2- 5	0- 0	0- 0	HOME	0- 2	0- 0	2- 3				
0- 4	0- 0	0- 0	AWAY	0- 0	0- 1	0- 3				
0- 0	0- 0	0- 0	NEUTRAL	0- 0	0- 0	0- 0				
4- 5	0- 0	0- 0	CONFERENCE	0- 0	0- 0	4- 5				
3- 2	0- 0	0- 0	HOME	0- 0	0- 0	3- 2				
1- 3	0- 0	0- 0	AWAY	0- 0	0- 0	1- 3				
0- 0	0- 0	0- 0	NEUTRAL	0- 0	0- 0	0- 0				

RPI S	Opponent	Score	RPI S	Opponent	Score	RPI S	Opponent	Score	RPI S	Opponent	Score	Team's RPI: 317
						84	H Wright St.	44 60	137	A Fordham	61 65	
						86	H Drexel	39 53	151	A Marist	69 51	
									162	H Stony Brook	48 79	
									192	H Rider	63 73	
									210	A Holy Cross	53 61	
									224	A Niagara	51 61	
									224	H Niagara	54 58	
									237	A Albany (NY)	54 60	
									240	H Sacred Heart	46 74	
									256	A St. Francis Brooklyn	65 73	
									273	A Siena	56 62	
									273	H Siena	52 48	
									277	A Canisius	44 47	
									318	H Fairfield	47 41	
									323	H Lafayette	60 49	
									330	H Detroit Mercy	56 58	
									332	H Iona	55 33	
									351	H LIU Brooklyn	61 46	
LAST 12 Division I GAMES:												
273	H	Siena	52	48	273	A	Siena	56	62			
318	H	Fairfield	47	41	224	A	Niagara	51	61			
151	A	Marist	69	51	277	A	Canisius	44	47			
224	H	Niagara	54	58	210	A	Holy Cross	53	61			
192	H	Rider	63	73	240	H	Sacred Heart	46	74			
332	H	Iona	55	33	84	H	Wright St.	44	60			

Non-Div I Games:

Manhattan

Average RPI Win: 236	WON-LOST	WINNING	LAST 10	STRENGTH OF	OPP. STRENGTH	TEAM	ADJ.	CONF.	ADJ CONF.
Average RPI Loss: 145	RECORD	PCT. RANK	GAMES	SCHEDULE	OF SCHEDULE	RPI	RPI	RPI	RPI
DIV. I ONLY	16- 7	73	1- 0	264	223	151	151	27	27
DIV. I NON-CONF.	8- 4	91	0- 0	196	133	102	102	28	28
TOTALS	RPI 1-25	RPI 26-50	W-L RECORDS	RPI 51-100	RPI 101-150	RPI 150+			
16- 7	0- 0	0- 0	OVERALL	1- 4	0- 0	15- 3			
6- 4	0- 0	0- 0	HOME	1- 1	0- 0	5- 3			
8- 2	0- 0	0- 0	AWAY	0- 2	0- 0	8- 0			
2- 1	0- 0	0- 0	NEUTRAL	0- 1	0- 0	2- 0			
8- 4	0- 0	0- 0	NON-CONFERENCE	1- 3	0- 0	7- 1			
3- 1	0- 0	0- 0	HOME	1- 0	0- 0	2- 1			
3- 2	0- 0	0- 0	AWAY	0- 2	0- 0	3- 0			
2- 1	0- 0	0- 0	NEUTRAL	0- 1	0- 0	2- 0			
8- 3	0- 0	0- 0	CONFERENCE	0- 1	0- 0	8- 2			
3- 3	0- 0	0- 0	HOME	0- 1	0- 0	3- 2			
5- 0	0- 0	0- 0	AWAY	0- 0	0- 0	5- 0			
0- 0	0- 0	0- 0	NEUTRAL	0- 0	0- 0	0- 0			

RPI S	Opponent	Score	RPI S	Opponent	Score	RPI S	Opponent	Score	RPI S	Opponent	Score	Team's RPI: 151
						63	H Quinnipiac	69 76	165	H Boston U.	68 57	
						73	A Duke	56 64	175	H Temple	74 68	
						81	A Princeton	57 60	192	H Rider	58 68	
						83	H Northeastern	90 84	197	A Elon	61 57	
						84	N Wright St.	60 76	206	H Massachusetts	55 70	
									209	N Stetson	76 69	
									212	A Navy	72 48	
									224	A Niagara	87 58	
									230	H Monmouth	69 45	
									237	A Albany (NY)	74 56	
									252	N Hofstra	71 57	
									273	A Siena	73 58	
									273	H Siena	88 59	
									277	A Canisius	71 66	
									317	H Manhattan	51 69	
									318	A Fairfield	56 46	
									321	A Saint Peter's	62 42	
									332	H Iona	76 36	
LAST 12 Division I GAMES:												
273	A	Siena	73	58	230	H	Monmouth	69	45			
192	H	Rider	58	68	318	A	Fairfield	56	46			
317	H	Manhattan	51	69	63	H	Quinnipiac	69	76			
321	A	Saint Peter's	62	42	277	A	Canisius	71	66			
332	H	Iona	76	36	224	A	Niagara	87	58			
273	H	Siena	88	59	206	H	Massachusetts	55	70			

Non-Div I Games:

Marist

Average RPI Win:	110	WON-LOST	WINNING	LAST 10	STRENGTH OF	OPP. STRENGTH	TEAM	ADJ.	CONF.	ADJ CONF.
Average RPI Loss:	11	RECORD	PCT. RANK	GAMES	SCHEDULE	OF SCHEDULE	RPI	RPI	RPI	RPI
DIV. I ONLY	19- 3	11	1- 0	17	24	8	8	6	6	
DIV. I NON-CONF.	9- 3	61	1- 0	24	16	18	18	4	4	
TOTALS	RPI 1-25	RPI 26-50	W-L RECORDS	RPI 51-100	RPI 101-150	RPI 150+				
19- 3	0- 2	5- 1	OVERALL	6- 0	4- 0	4- 0				
12- 1	0- 1	2- 0	HOME	4- 0	4- 0	2- 0				
7- 2	0- 1	3- 1	AWAY	2- 0	0- 0	2- 0				
0- 0	0- 0	0- 0	NEUTRAL	0- 0	0- 0	0- 0				
9- 3	0- 2	1- 1	NON-CONFERENCE	4- 0	1- 0	3- 0				
7- 1	0- 1	1- 0	HOME	3- 0	1- 0	2- 0				
2- 2	0- 1	0- 1	AWAY	1- 0	0- 0	1- 0				
0- 0	0- 0	0- 0	NEUTRAL	0- 0	0- 0	0- 0				
10- 0	0- 0	4- 0	CONFERENCE	2- 0	3- 0	1- 0				
5- 0	0- 0	1- 0	HOME	1- 0	3- 0	0- 0				
5- 0	0- 0	3- 0	AWAY	1- 0	0- 0	1- 0				
0- 0	0- 0	0- 0	NEUTRAL	0- 0	0- 0	0- 0				

RPI 1-25				Team's RPI: 8		RPI 26-50				RPI 51-100				RPI 101+					
RPI	S	Opponent	Score		RPI	S	Opponent	Score		RPI	S	Opponent	Score		RPI	S	Opponent	Score	
1	H	Notre Dame	63	87	26	A	Miami (FL)	55	63	60	H	Michigan	85	74	102	H	Providence	85	46
7	A	Mississippi St.	82	87	28	H	South Dakota St.	91	52	71	H	Green Bay	80	54	105	H	Seton Hall	96	60
					36	A	DePaul	93	87	88	A	Northwestern	76	57	126	H	St. John's (NY)	83	73
					36	H	DePaul	96	63	92	A	Georgetown	72	62	140	H	Montana St.	100	52
					38	A	Villanova	91	55	93	H	UNI	102	61	169	A	Xavier	90	44
					46	A	Butler	87	58	100	H	Creighton	85	67	190	A	Milwaukee	83	74
															243	H	Binghamton	93	40
															331	H	UIC	96	32
LAST 12 Division I GAMES:																			
					93	H	UNI	102	61	105	H	Seton Hall	96	60					
					26	A	Miami (FL)	55	63	92	A	Georgetown	72	62					
					36	A	DePaul	93	87	38	A	Villanova	91	55					
					46	A	Butler	87	58	36	H	DePaul	96	63					
					169	A	Xavier	90	44	100	H	Creighton	85	67					
					126	H	St. John's (NY)	83	73	102	H	Providence	85	46					

Non-Div I Games:

Marquette

Marshall

Through Games Of Feb. 6, 2019

Average RPI Win:	259	WON-LOST	WINNING	LAST 10	STRENGTH OF	OPP. STRENGTH	TEAM	ADJ.	CONF.	ADJ CONF.
Average RPI Loss:	150	RECORD	PCT. RANK	GAMES	SCHEDULE	OF SCHEDULE	RPI	RPI	RPI	RPI
DIV. I ONLY	12- 9	130	1- 0	341	128	231	231	14	14	
DIV. I NON-CONF.	5- 7	206	0- 0	344	184	325	325	19	19	
TOTALS	RPI 1-25	RPI 26-50	W-L RECORDS	RPI 51-100	RPI 101-150	RPI 150+				
12- 9	0- 0	0- 1	OVERALL	1- 0	0- 3	11- 5				
8- 3	0- 0	0- 0	HOME	1- 0	0- 1	7- 2				
4- 6	0- 0	0- 1	AWAY	0- 0	0- 2	4- 3				
0- 0	0- 0	0- 0	NEUTRAL	0- 0	0- 0	0- 0				
5- 7	0- 0	0- 1	NON-CONFERENCE	0- 0	0- 2	5- 4				
5- 2	0- 0	0- 0	HOME	0- 0	0- 1	5- 1				
0- 5	0- 0	0- 1	AWAY	0- 0	0- 1	0- 3				
0- 0	0- 0	0- 0	NEUTRAL	0- 0	0- 0	0- 0				
7- 2	0- 0	0- 0	CONFERENCE	1- 0	0- 1	6- 1				
3- 1	0- 0	0- 0	HOME	1- 0	0- 0	2- 1				
4- 1	0- 0	0- 0	AWAY	0- 0	0- 1	4- 0				
0- 0	0- 0	0- 0	NEUTRAL	0- 0	0- 0	0- 0				

RPI 1-25			RPI 26-50			RPI 51-100			RPI 101+ Team's RPI: 231		
RPI	S	Opponent	Score	RPI	S	Opponent	Score	RPI	S	Opponent	Score
				48	A	Clemson	54 68	66	H	Old Dominion	57 48
								120	H	Towson	69 76
								121	A	Western Ky.	55 85
								138	A	Appalachian St.	52 74
								155	A	Southern Ill.	49 58
								157	H	Louisiana Tech	90 88
								164	H	Charlotte	63 62
								173	H	Indiana St.	53 62
								181	A	Wisconsin	49 67
								185	H	Southern Miss.	52 64
								228	A	Bowling Green	76 99
								274	H	Cleveland St.	86 64
								279	A	UTSA	79 72
								280	A	UTEP	63 60
								287	A	Fla. Atlantic	72 67
								293	H	Tennessee St.	80 59
								313	A	FIU	86 58
								315	H	Coppin St.	88 67
								338	H	Evansville	72 65
								347	H	Delaware St.	75 63
LAST 12 Division I GAMES:											
279	A	UTSA	79 72	121	A	Western Ky.	55 85				
280	A	UTEP	63 60	164	H	Charlotte	63 62				
185	H	Southern Miss.	52 64	66	H	Old Dominion	57 48				
157	H	Louisiana Tech	90 88	347	H	Delaware St.	75 63				
313	A	FIU	86 58	120	H	Towson	69 76				
287	A	Fla. Atlantic	72 67	48	A	Clemson	54 68				

Non-Div I Games: Bluefield St. 82 29

Marshall

■ Loss,
 ■ Non-Conf, S Site,
 ■ Home
 ■ Away
 N Neutral

Massachusetts

Through Games Of Feb. 6, 2019

Average RPI Win:	234	WON-LOST	WINNING	LAST 10	STRENGTH OF	OPP. STRENGTH	TEAM	ADJ.	CONF.	ADJ CONF.
Average RPI Loss:	178	RECORD	PCT. RANK	GAMES	SCHEDULE	OF SCHEDULE	RPI	RPI	RPI	RPI
DIV. I ONLY	11- 11	159	0- 1	251	271	206	206	17	17	
DIV. I NON-CONF.	8- 6	138	0- 0	257	329	205	205	16	16	
TOTALS	RPI 1-25	RPI 26-50	W-L RECORDS	RPI 51-100	RPI 101-150	RPI 150+				
11- 11	0- 0	0- 1	OVERALL	0- 1	1- 3	10- 6				
6- 4	0- 0	0- 0	HOME	0- 0	0- 0	6- 4				
4- 6	0- 0	0- 0	AWAY	0- 1	1- 3	3- 2				
1- 1	0- 0	0- 1	NEUTRAL	0- 0	0- 0	1- 0				
8- 6	0- 0	0- 1	NON-CONFERENCE	0- 1	0- 1	8- 3				
5- 2	0- 0	0- 0	HOME	0- 0	0- 0	5- 2				
2- 3	0- 0	0- 0	AWAY	0- 1	0- 1	2- 1				
1- 1	0- 0	0- 1	NEUTRAL	0- 0	0- 0	1- 0				
3- 5	0- 0	0- 0	CONFERENCE	0- 0	1- 2	2- 3				
1- 2	0- 0	0- 0	HOME	0- 0	0- 0	1- 2				
2- 3	0- 0	0- 0	AWAY	0- 0	1- 2	1- 1				
0- 0	0- 0	0- 0	NEUTRAL	0- 0	0- 0	0- 0				

RPI 1-25				RPI 26-50				RPI 51-100				RPI 101+				Team's RPI: 206	
RPI	S	Opponent	Score	RPI	S	Opponent	Score	RPI	S	Opponent	Score	RPI	S	Opponent	Score		
				47	N	Bucknell	58 77	83	A	Northeastern	52 53	108	A	Dayton	47 75		
												116	A	VCU	48 52		
												120	A	Towson	53 78		
												146	A	Davidson	70 58		
												151	A	Marist	70 55		
												165	H	Boston U.	66 55		
												195	H	Saint Louis	70 66		
												202	H	George Mason	52 70		
												203	H	St. Bonaventure	63 64		
												213	H	UTRGV	74 70		
												221	H	North Dakota	52 59		
												240	H	Sacred Heart	78 61		
												241	A	Brown	90 61		
												260	A	Richmond	58 62		
												273	A	Siena	59 64		
												282	A	La Salle	74 60		
												297	H	Central Conn. St.	74 59		
												318	N	Fairfield	59 49		
												322	H	Incarnate Word	71 59		
												324	H	UMass Lowell	59 62		
LAST 12 Division I GAMES:																	
260	A	Richmond	58 62	108	A	Dayton	47 75										
116	A	VCU	48 52	195	H	Saint Louis	70 66										
203	H	St. Bonaventure	63 64	151	A	Marist	70 55										
146	A	Davidson	70 58	324	H	UMass Lowell	59 62										
202	H	George Mason	52 70	273	A	Siena	59 64										
282	A	La Salle	74 60	165	H	Boston U.	66 55										

Non-Div I Games:

Massachusetts

■ Loss,
 ■ Non-Conf,
 ■ S Site,
 ■ H Home
 ■ A Away
 N Neutral

McNeese

Through Games Of Feb. 6, 2019

Average RPI Win: 262	WON-LOST	WINNING	LAST 10	STRENGTH OF	OPP. STRENGTH	TEAM	ADJ.	CONF.	ADJ CONF.
Average RPI Loss: 183	RECORD	PCT. RANK	GAMES	SCHEDULE	OF SCHEDULE	RPI	RPI	RPI	RPI
DIV. I ONLY	3- 14	323	0- 1	237	267	320	320	25	25
DIV. I NON-CONF.	0- 8	336	0- 0	102	177	310	310	23	23
TOTALS	RPI 1-25	RPI 26-50	W-L RECORDS	RPI 51-100	RPI 101-150	RPI 150+			
3- 14	0- 0	0- 2	OVERALL	0- 2	0- 1	3- 9			
2- 5	0- 0	0- 0	HOME	0- 1	0- 0	2- 4			
1- 9	0- 0	0- 2	AWAY	0- 1	0- 1	1- 5			
0- 0	0- 0	0- 0	NEUTRAL	0- 0	0- 0	0- 0			
0- 8	0- 0	0- 2	NON-CONFERENCE	0- 1	0- 1	0- 4			
0- 2	0- 0	0- 0	HOME	0- 0	0- 0	0- 2			
0- 6	0- 0	0- 2	AWAY	0- 1	0- 1	0- 2			
0- 0	0- 0	0- 0	NEUTRAL	0- 0	0- 0	0- 0			
3- 6	0- 0	0- 0	CONFERENCE	0- 1	0- 0	3- 5			
2- 3	0- 0	0- 0	HOME	0- 1	0- 0	2- 2			
1- 3	0- 0	0- 0	AWAY	0- 0	0- 0	1- 3			
0- 0	0- 0	0- 0	NEUTRAL	0- 0	0- 0	0- 0			

RPI S	Opponent	Score	RPI S	Opponent	Score	RPI S	Opponent	Score	RPI S	Opponent	Score	Team's RPI: 320
31	A Texas	40 96	35	A Rice	65 93	56	A LSU	36 86	143	A UAB	48 91	
						59	H Lamar University	62 64	157	H Louisiana Tech	48 89	
									161	A Abilene Christian	52 109	
									187	A Nicholls St.	69 68	
									199	H Sam Houston St.	80 93	
									200	A Grambling	51 75	
									236	H Louisiana	59 70	
									266	H Southeastern La.	62 56	
									312	A La.-Monroe	60 69	
									314	A New Orleans	76 88	
									322	H Incarnate Word	66 68	
									334	H Houston Baptist	81 71	
									339	A Northwestern St.	63 82	
LAST 12 Division I GAMES:												
199	H Sam Houston St.	80 93	161	A Abilene Christian	52 109							
59	H Lamar University	62 64	339	A Northwestern St.	63 82							
334	H Houston Baptist	81 71	322	H Incarnate Word	66 68							
266	H Southeastern La.	62 56	157	H Louisiana Tech	48 89							
187	A Nicholls St.	69 68	56	A LSU	36 86							
314	A New Orleans	76 88	143	A UAB	48 91							

Non-Div I Games: LSU-Alexandria 60 68 Southern-N.O. 106 54 Louisiana Col. 86 68

McNeese

Loss, Non-Conf, S Site, H Home A Away N Neutral

Average RPI Win:	226	WON-LOST	WINNING	LAST 10	STRENGTH OF	OPP. STRENGTH	TEAM	ADJ.	CONF.	ADJ CONF.
Average RPI Loss:	153	RECORD	PCT. RANK	GAMES	SCHEDULE	OF SCHEDULE	RPI	RPI	RPI	RPI
DIV. I ONLY	9- 13	226	0- 1	173	213	227	227	9	9	
DIV. I NON-CONF.	5- 8	224	0- 0	255	307	284	284	9	9	
TOTALS	RPI 1-25	RPI 26-50	W-L RECORDS	RPI 51-100	RPI 101-150	RPI 150+				
9- 13	0- 1	0- 0	OVERALL	0- 3	1- 2	8- 7				
6- 7	0- 1	0- 0	HOME	0- 2	0- 1	6- 3				
2- 6	0- 0	0- 0	AWAY	0- 1	1- 1	1- 4				
1- 0	0- 0	0- 0	NEUTRAL	0- 0	0- 0	1- 0				
5- 8	0- 0	0- 0	NON-CONFERENCE	0- 2	0- 1	5- 5				
4- 4	0- 0	0- 0	HOME	0- 2	0- 0	4- 2				
0- 4	0- 0	0- 0	AWAY	0- 0	0- 1	0- 3				
1- 0	0- 0	0- 0	NEUTRAL	0- 0	0- 0	1- 0				
4- 5	0- 1	0- 0	CONFERENCE	0- 1	1- 1	3- 2				
2- 3	0- 1	0- 0	HOME	0- 0	0- 1	2- 1				
2- 2	0- 0	0- 0	AWAY	0- 1	1- 0	1- 1				
0- 0	0- 0	0- 0	NEUTRAL	0- 0	0- 0	0- 0				

RPI S	Opponent	Score	RPI S	Opponent	Score	RPI S	Opponent	Score	RPI S	Opponent	Score	Team's RPI: 227
14	H UCF	55 68				80	H Little Rock	60 63	135	H Tulane	61 62	
						85	H Toledo	48 58	139	A South Fla.	47 40	
						87	A Cincinnati	56 80	143	A UAB	54 85	
									157	H Louisiana Tech	50 66	
									158	N Mercer	59 53	
									159	A Tulsa	39 46	
									159	H Tulsa	59 56	
									182	A Arkansas St.	66 77	
									183	A Coastal Caro.	71 90	
									194	A George Washington	38 51	
									204	H East Carolina	58 46	
									217	H Southeast Mo. St.	69 57	
									250	A Wichita St.	71 50	
									250	H Wichita St.	48 57	
									261	H Samford	53 48	
									305	H Jackson St.	68 67	
									314	H New Orleans	59 66	
									343	H N.C. Central	77 56	
LAST 12 Division I GAMES:												
250	H Wichita St.	48 57	250	A Wichita St.	71 50							
159	H Tulsa	59 56	159	A Tulsa	39 46							
135	H Tulane	61 62	14	H UCF	55 68							
87	A Cincinnati	56 80	194	A George Washington	38 51							
139	A South Fla.	47 40	343	H N.C. Central	77 56							
204	H East Carolina	58 46	80	H Little Rock	60 63							

Non-Div I Games:

Memphis

■ Loss,
 ■ Non-Conf,
 S Site,
 ■ Home
 ■ Away
 N Neutral

Average RPI Win: 240	WON-LOST	WINNING	LAST 10	STRENGTH OF	OPP. STRENGTH	TEAM	ADJ.	CONF.	ADJ CONF.
Average RPI Loss: 136	RECORD	PCT. RANK	GAMES	SCHEDULE	OF SCHEDULE	RPI	RPI	RPI	RPI
DIV. I ONLY	15- 7	84	1- 0	297	145	158	158	26	26
DIV. I NON-CONF.	8- 7	160	0- 0	249	101	190	190	25	25
TOTALS	RPI 1-25	RPI 26-50	W-L RECORDS	RPI 51-100	RPI 101-150	RPI 150+			
15- 7	0- 2	0- 0	OVERALL	0- 1	1- 1	14- 3			
7- 3	0- 2	0- 0	HOME	0- 0	1- 0	6- 1			
7- 3	0- 0	0- 0	AWAY	0- 1	0- 1	7- 1			
1- 1	0- 0	0- 0	NEUTRAL	0- 0	0- 0	1- 1			
8- 7	0- 2	0- 0	NON-CONFERENCE	0- 1	0- 1	8- 3			
4- 3	0- 2	0- 0	HOME	0- 0	0- 0	4- 1			
3- 3	0- 0	0- 0	AWAY	0- 1	0- 1	3- 1			
1- 1	0- 0	0- 0	NEUTRAL	0- 0	0- 0	1- 1			
7- 0	0- 0	0- 0	CONFERENCE	0- 0	1- 0	6- 0			
3- 0	0- 0	0- 0	HOME	0- 0	1- 0	2- 0			
4- 0	0- 0	0- 0	AWAY	0- 0	0- 0	4- 0			
0- 0	0- 0	0- 0	NEUTRAL	0- 0	0- 0	0- 0			

RPI 1-25				RPI 26-50				RPI 51-100				RPI 101+ Team's RPI: 158			
RPI	S	Opponent	Score	RPI	S	Opponent	Score	RPI	S	Opponent	Score	RPI	S	Opponent	Score
14	H	UCF	42 76					96	A	Wake Forest	54 69	107	A	Georgia	60 67
22	H	Florida St.	56 57									129	H	Chattanooga	65 58
												164	H	Charlotte	57 40
												194	A	George Washington	61 53
												196	H	UNC Asheville	61 47
												208	H	Florida	92 82
												218	A	Howard	85 70
												222	A	Jacksonville	66 71
												227	N	Memphis	53 59
												228	N	Bowling Green	76 63
												244	A	Furman	75 60
												248	H	ETSU	64 41
												261	H	Samford	76 68
												262	H	Columbia	68 72
												278	A	Ga. Southern	79 72
												290	A	Wofford	81 79
												296	H	Kennesaw St.	64 48
												307	A	UNC Greensboro	71 58
												336	A	Western Caro.	69 67
LAST 12 Division I GAMES:															
244	A	Furman	75 60	261	H	Samford	76 68								
290	A	Wofford	81 79	262	H	Columbia	68 72								
248	H	ETSU	64 41	222	A	Jacksonville	66 71								
129	H	Chattanooga	65 58	196	H	UNC Asheville	61 47								
307	A	UNC Greensboro	71 58	194	A	George Washington	61 53								
336	A	Western Caro.	69 67	218	A	Howard	85 70								

Non-Div I Games:

Mercer

Average RPI Win:	131	WON-LOST	WINNING	LAST 10	STRENGTH OF	OPP. STRENGTH	TEAM	ADJ.	CONF.	ADJ CONF.
Average RPI Loss:	30	RECORD	PCT. RANK	GAMES	SCHEDULE	OF SCHEDULE	RPI	RPI	RPI	RPI
DIV. I ONLY	19- 5	31	2- 1	64	7	26	26	1	1	
DIV. I NON-CONF.	12- 3	52	2- 1	127	28	46	46	1	1	
TOTALS	RPI 1-25	RPI 26-50	W-L RECORDS	RPI 51-100	RPI 101-150	RPI 150+				
19- 5	3- 3	0- 2	OVERALL	5- 0	5- 0	6- 0				
13- 2	2- 1	0- 1	HOME	3- 0	4- 0	4- 0				
4- 3	1- 2	0- 1	AWAY	2- 0	0- 0	1- 0				
2- 0	0- 0	0- 0	NEUTRAL	0- 0	1- 0	1- 0				
12- 3	1- 2	0- 1	NON-CONFERENCE	1- 0	4- 0	6- 0				
9- 1	1- 1	0- 0	HOME	1- 0	3- 0	4- 0				
1- 2	0- 1	0- 1	AWAY	0- 0	0- 0	1- 0				
2- 0	0- 0	0- 0	NEUTRAL	0- 0	1- 0	1- 0				
7- 2	2- 1	0- 1	CONFERENCE	4- 0	1- 0	0- 0				
4- 1	1- 0	0- 1	HOME	2- 0	1- 0	0- 0				
3- 1	1- 1	0- 0	AWAY	2- 0	0- 0	0- 0				
0- 0	0- 0	0- 0	NEUTRAL	0- 0	0- 0	0- 0				

RPI 1-25				RPI 26-50				Team's RPI: 26	RPI 51-100				RPI 101+			
RPI	S	Opponent	Score	RPI	S	Opponent	Score		RPI	S	Opponent	Score	RPI	S	Opponent	Score
8	H	Marquette	63 55	43	A	Purdue	63 74		57	H	Virginia Tech	68 61	101	H	Boston College	76 73
10	A	Syracuse	84 71	48	H	Clemson	67 76		72	H	SFA	81 60	102	H	Nebraska	82 68
11	A	Iowa St.	52 75						73	A	Duke	58 50	104	H	Hartford	75 62
20	H	North Carolina	76 68						96	A	Wake Forest	72 57	113	N	Alabama	101 74
22	A	Florida St.	58 62						99	H	Virginia	72 59	130	H	Colorado	73 58
25	H	Central Mich.	80 90										172	N	Vanderbilt	90 65
													175	H	Temple	73 61
													179	H	UMES	71 53
													313	A	FIU	94 43
													314	H	New Orleans	78 38
													349	H	Florida A&M	103 54
LAST 12 Division I GAMES:																
104	H	Hartford	75 62	10	A	Syracuse	84 71		20	H	North Carolina	76 68				
8	H	Marquette	63 55	73	A	Duke	58 50		48	H	Clemson	67 76				
11	A	Iowa St.	52 75	96	A	Wake Forest	72 57		57	H	Virginia Tech	68 61				
99	H	Virginia	72 59													
22	A	Florida St.	58 62													
101	H	Boston College	76 73													

Non-Div I Games:

Miami (FL)

■ Loss,
■ Non-Conf, S Site,
■ Home
■ Away
N Neutral

Average RPI Win:	191	WON-LOST	WINNING	LAST 10	STRENGTH OF	OPP. STRENGTH	TEAM	ADJ.	CONF.	ADJ CONF.
Average RPI Loss:	118	RECORD	PCT. RANK	GAMES	SCHEDULE	OF SCHEDULE	RPI	RPI	RPI	RPI
DIV. I ONLY	15- 4	32	1- 0	166	142	55	55	7	7	
DIV. I NON-CONF.	8- 2	52	0- 0	319	282	121	121	8	8	
TOTALS	RPI 1-25	RPI 26-50	W-L RECORDS	RPI 51-100	RPI 101-150	RPI 150+				
15- 4	1- 2	1- 0	OVERALL	3- 1	1- 0	9- 1				
7- 1	0- 1	0- 0	HOME	3- 0	1- 0	3- 0				
8- 3	1- 1	1- 0	AWAY	0- 1	0- 0	6- 1				
0- 0	0- 0	0- 0	NEUTRAL	0- 0	0- 0	0- 0				
8- 2	0- 1	0- 0	NON-CONFERENCE	1- 0	1- 0	6- 1				
3- 0	0- 0	0- 0	HOME	1- 0	1- 0	1- 0				
5- 2	0- 1	0- 0	AWAY	0- 0	0- 0	5- 1				
0- 0	0- 0	0- 0	NEUTRAL	0- 0	0- 0	0- 0				
7- 2	1- 1	1- 0	CONFERENCE	2- 1	0- 0	3- 0				
4- 1	0- 1	0- 0	HOME	2- 0	0- 0	2- 0				
3- 1	1- 0	1- 0	AWAY	0- 1	0- 0	1- 0				
0- 0	0- 0	0- 0	NEUTRAL	0- 0	0- 0	0- 0				

RPI 1-25				RPI 26-50				RPI 51-100				RPI 101+			
RPI	S	Opponent	Score	RPI	S	Opponent	Score	RPI	S	Opponent	Score	RPI	S	Opponent	Score
3	A	Louisville	73 95	37	A	Ohio	67 61	82	H	Kent St.	79 63	128	H	High Point	68 55
24	H	Buffalo	59 66					85	H	Toledo	65 64	176	H	Ball St.	60 57
25	A	Central Mich.	70 67					87	H	Cincinnati	78 65	184	H	Eastern Mich.	63 58
								95	A	Northern Ill.	71 82	225	A	Jacksonville St.	58 41
												277	A	Canisius	62 59
												284	A	Western Mich.	81 62
												294	A	Valparaiso	68 47
												325	H	Eastern Ky.	60 44
												330	A	Detroit Mercy	78 59
												331	A	UIC	65 56
												349	A	Florida A&M	56 57
LAST 12 Division I GAMES:															
184	H	Eastern Mich.	63 58	24	H	Buffalo	59 66	225	A	Jacksonville St.	58 41				
284	A	Western Mich.	81 62	85	H	Toledo	65 64	349	A	Florida A&M	56 57				
37	A	Ohio	67 61	95	A	Northern Ill.	71 82	294	A	Valparaiso	68 47				
82	H	Kent St.	79 63												
176	H	Ball St.	60 57												
25	A	Central Mich.	70 67												

Non-Div I Games: Ohio Dominican 74 29

Miami (OH)

■ Loss,
■ Non-Conf, S Site,
■ Home
■ Away
N Neutral

Michigan

Through Games Of Feb. 6, 2019

Average RPI Win:	190	WON-LOST	WINNING	LAST 10	STRENGTH OF	OPP. STRENGTH	TEAM	ADJ.	CONF.	ADJ CONF.
Average RPI Loss:	32	RECORD	PCT. RANK	GAMES	SCHEDULE	OF SCHEDULE	RPI	RPI	RPI	RPI
DIV. I ONLY	14- 9	113	1- 1	66	63	60	60	4	4	
DIV. I NON-CONF.	9- 3	61	1- 1	230	136	87	87	6	6	
TOTALS	RPI 1-25	RPI 26-50	W-L RECORDS	RPI 51-100	RPI 101-150	RPI 150+				
14- 9	1- 5	1- 3	OVERALL	2- 0	2- 1	8- 0				
9- 1	1- 1	0- 0	HOME	2- 0	1- 0	5- 0				
3- 7	0- 4	0- 2	AWAY	0- 0	0- 1	3- 0				
2- 1	0- 0	1- 1	NEUTRAL	0- 0	1- 0	0- 0				
9- 3	0- 2	1- 1	NON-CONFERENCE	0- 0	1- 0	7- 0				
5- 0	0- 0	0- 0	HOME	0- 0	0- 0	5- 0				
2- 2	0- 2	0- 0	AWAY	0- 0	0- 0	2- 0				
2- 1	0- 0	1- 1	NEUTRAL	0- 0	1- 0	0- 0				
5- 6	1- 3	0- 2	CONFERENCE	2- 0	1- 1	1- 0				
4- 1	1- 1	0- 0	HOME	2- 0	1- 0	0- 0				
1- 5	0- 2	0- 2	AWAY	0- 0	0- 1	1- 0				
0- 0	0- 0	0- 0	NEUTRAL	0- 0	0- 0	0- 0				

RPI 1-25				RPI 26-50				RPI 51-100				Team's RPI: 60	RPI 101+			
RPI	S	Opponent	Score	RPI	S	Opponent	Score	RPI	S	Opponent	Score		RPI	S	Opponent	Score
8	A	Marquette	74 85	31	N	Texas	52 69	88	H	Northwestern	79 78		102	A	Nebraska	56 70
9	A	NC State	55 66	34	N	Missouri	70 54	98	H	Ohio St.	62 58		115	H	Minnesota	76 60
13	A	Iowa	61 75	39	A	Indiana	60 70						133	N	Washington	80 73
13	H	Iowa	90 81	43	A	Purdue	70 71						174	H	Southern U.	76 35
21	A	Maryland	69 83										181	A	Wisconsin	76 70
23	H	Michigan St.	73 77										247	H	Mt. St. Mary's	88 40
													284	A	Western Mich.	79 42
													302	H	Morgan St.	70 47
													306	A	Oakland	85 59
													330	H	Detroit Mercy	95 62
													351	H	LIU Brooklyn	83 38
LAST 12 Division I GAMES:																
133	N	Washington	80 73	98	H	Ohio St.	62 58									
31	N	Texas	52 69	13	A	Iowa	61 75									
181	A	Wisconsin	76 70	21	A	Maryland	69 83									
13	H	Iowa	90 81	88	H	Northwestern	79 78									
23	H	Michigan St.	73 77	43	A	Purdue	70 71									
39	A	Indiana	60 70	115	H	Minnesota	76 60									

Non-Div I Games:

Michigan

■ Loss,
 ■ Non-Conf,
 ■ S Site,
 ■ H Home
 ■ A Away
 N Neutral

Average RPI Win:	146	WON-LOST	WINNING	LAST 10	STRENGTH OF	OPP. STRENGTH	TEAM	ADJ.	CONF.	ADJ CONF.
Average RPI Loss:	50	RECORD	PCT. RANK	GAMES	SCHEDULE	OF SCHEDULE	RPI	RPI	RPI	RPI
DIV. I ONLY	16- 5	47	1- 0	54	40	23	23	4	4	
DIV. I NON-CONF.	10- 1	17	0- 0	191	44	39	39	6	6	
TOTALS	RPI 1-25	RPI 26-50	W-L RECORDS	RPI 51-100	RPI 101-150	RPI 150+				
16- 5	3- 2	1- 1	OVERALL	3- 2	2- 0	7- 0				
12- 0	3- 0	1- 0	HOME	2- 0	1- 0	5- 0				
3- 4	0- 1	0- 1	AWAY	1- 2	1- 0	1- 0				
1- 1	0- 1	0- 0	NEUTRAL	0- 0	0- 0	1- 0				
10- 1	1- 1	0- 0	NON-CONFERENCE	2- 0	1- 0	6- 0				
7- 0	1- 0	0- 0	HOME	2- 0	0- 0	4- 0				
2- 0	0- 0	0- 0	AWAY	0- 0	1- 0	1- 0				
1- 1	0- 1	0- 0	NEUTRAL	0- 0	0- 0	1- 0				
6- 4	2- 1	1- 1	CONFERENCE	1- 2	1- 0	1- 0				
5- 0	2- 0	1- 0	HOME	0- 0	1- 0	1- 0				
1- 4	0- 1	0- 1	AWAY	1- 2	0- 0	0- 0				
0- 0	0- 0	0- 0	NEUTRAL	0- 0	0- 0	0- 0				

RPI	S	Opponent	Score
5	H	Oregon	88 82
9	N	NC State	74 78
13	H	Iowa	84 70
16	A	Rutgers	62 76
21	H	Maryland	77 60

RPI	S	Opponent	Score
39	A	Indiana	64 68
43	H	Purdue	74 66

RPI	S	Opponent	Score
60	A	Michigan	77 73
84	H	Wright St.	84 68
88	A	Northwestern	62 70
98	A	Ohio St.	55 65
99	H	Virginia	91 66

RPI	S	Opponent	Score
104	A	Hartford	74 66
115	H	Minnesota	86 68
186	H	Illinois	77 60
228	H	Bowling Green	99 69
239	H	Texas Southern	91 45
248	H	ETSU	75 53
287	H	Fla. Atlantic	89 74
296	N	Kennesaw St.	75 51
306	A	Oakland	102 58

LAST 12 Division I GAMES:

43	H	Purdue	74 66	115	H	Minnesota	86 68
60	A	Michigan	77 73	39	A	Indiana	64 68
186	H	Illinois	77 60	88	A	Northwestern	62 70
16	A	Rutgers	62 76	13	H	Iowa	84 70
21	H	Maryland	77 60	287	H	Fla. Atlantic	89 74
98	A	Ohio St.	55 65	104	A	Hartford	74 66

Non-Div I Games:

Michigan St.

Middle Tenn.

Through Games Of Feb. 6, 2019

Average RPI Win:	208	WON-LOST	WINNING	LAST 10	STRENGTH OF	OPP. STRENGTH	TEAM	ADJ.	CONF.	ADJ CONF.
Average RPI Loss:	82	RECORD	PCT. RANK	GAMES	SCHEDULE	OF SCHEDULE	RPI	RPI	RPI	RPI
DIV. I ONLY	17- 5	37	0- 1	145	162	61	61	14	14	
DIV. I NON-CONF.	9- 4	85	0- 1	87	210	52	52	19	19	
TOTALS	RPI 1-25	RPI 26-50	W-L RECORDS	RPI 51-100	RPI 101-150	RPI 150+				
17- 5	0- 0	0- 2	OVERALL	1- 1	2- 2	14- 0				
8- 2	0- 0	0- 1	HOME	0- 1	1- 0	7- 0				
7- 3	0- 0	0- 1	AWAY	1- 0	0- 2	6- 0				
2- 0	0- 0	0- 0	NEUTRAL	0- 0	1- 0	1- 0				
9- 4	0- 0	0- 1	NON-CONFERENCE	1- 1	1- 2	7- 0				
4- 1	0- 0	0- 0	HOME	0- 1	0- 0	4- 0				
3- 3	0- 0	0- 1	AWAY	1- 0	0- 2	2- 0				
2- 0	0- 0	0- 0	NEUTRAL	0- 0	1- 0	1- 0				
8- 1	0- 0	0- 1	CONFERENCE	0- 0	1- 0	7- 0				
4- 1	0- 0	0- 1	HOME	0- 0	1- 0	3- 0				
4- 0	0- 0	0- 0	AWAY	0- 0	0- 0	4- 0				
0- 0	0- 0	0- 0	NEUTRAL	0- 0	0- 0	0- 0				

RPI 1-25				RPI 26-50				RPI 51-100				Team's RPI: 61	RPI 101+			
RPI	S	Opponent	Score	RPI	S	Opponent	Score	RPI	S	Opponent	Score		RPI	S	Opponent	Score
				32	A	Kentucky	55 72	64	H	Belmont	38 45		129	N	Chattanooga	58 47
				35	H	Rice	47 60	91	A	Troy	67 64		137	A	Fordham	49 61
													141	A	Tennessee Tech	64 68
													143	H	UAB	60 44
													153	H	Georgia St.	69 54
													157	H	Louisiana Tech	75 38
													172	H	Vanderbilt	65 58
													177	H	North Texas	61 46
													185	H	Southern Miss.	66 49
													196	H	UNC Asheville	67 46
													211	A	UNLV	66 62
													223	N	Dartmouth	70 58
													244	A	Furman	78 71
													279	A	UTSA	72 52
													280	A	UTEP	79 49
													287	A	Fla. Atlantic	74 55
													301	H	Mississippi Val.	101 51
													313	A	FIU	49 43
LAST 12 Division I GAMES:																
				137	A	Fordham	49 61	279	A	UTSA	72 52					
				211	A	UNLV	66 62	157	H	Louisiana Tech	75 38					
				143	H	UAB	60 44	185	H	Southern Miss.	66 49					
				177	H	North Texas	61 46	287	A	Fla. Atlantic	74 55					
				35	H	Rice	47 60	313	A	FIU	49 43					
				280	A	UTEP	79 49	129	N	Chattanooga	58 47					

Non-Div I Games:

Middle Tenn.

■ Loss,
 ■ Non-Conf, S Site,
 ■ Home
 ■ Away
 N Neutral

Average RPI Win:	266	WON-LOST	WINNING	LAST 10	STRENGTH OF	OPP. STRENGTH	TEAM	ADJ.	CONF.	ADJ CONF.
Average RPI Loss:	97	RECORD	PCT. RANK	GAMES	SCHEDULE	OF SCHEDULE	RPI	RPI	RPI	RPI
DIV. I ONLY	10- 11	178	0- 1	208	148	190	190	20	20	
DIV. I NON-CONF.	5- 6	177	0- 0	139	114	170	170	17	17	
TOTALS	RPI 1-25	RPI 26-50	W-L RECORDS	RPI 51-100	RPI 101-150	RPI 150+				
10- 11	0- 2	0- 1	OVERALL	0- 4	1- 2	9- 2				
5- 5	0- 2	0- 0	HOME	0- 1	1- 1	4- 1				
4- 6	0- 0	0- 1	AWAY	0- 3	0- 1	4- 1				
1- 0	0- 0	0- 0	NEUTRAL	0- 0	0- 0	1- 0				
5- 6	0- 2	0- 1	NON-CONFERENCE	0- 1	0- 1	5- 1				
2- 3	0- 2	0- 0	HOME	0- 0	0- 0	2- 1				
2- 3	0- 0	0- 1	AWAY	0- 1	0- 1	2- 0				
1- 0	0- 0	0- 0	NEUTRAL	0- 0	0- 0	1- 0				
5- 5	0- 0	0- 0	CONFERENCE	0- 3	1- 1	4- 1				
3- 2	0- 0	0- 0	HOME	0- 1	1- 1	2- 0				
2- 3	0- 0	0- 0	AWAY	0- 2	0- 0	2- 1				
0- 0	0- 0	0- 0	NEUTRAL	0- 0	0- 0	0- 0				

RPI 1-25				RPI 26-50				RPI 51-100				RPI 101+ Team's RPI: 190			
RPI	S	Opponent	Score	RPI	S	Opponent	Score	RPI	S	Opponent	Score	RPI	S	Opponent	Score
8	H	Marquette	74 83	39	A	Indiana	66 68	51	A	Saint Mary's (CA)	71 73	121	A	Fresno St.	48 65
22	H	Florida St.	62 87					71	A	Green Bay	45 59	127	H	Youngstown St.	71 68
								71	H	Green Bay	62 76	134	H	IUPUI	66 67
								84	A	Wright St.	57 61	171	N	UC Riverside	56 54
												181	H	Wisconsin	57 68
												221	A	North Dakota	64 46
												262	H	Columbia	78 65
												274	H	Cleveland St.	59 53
												281	A	Northern Ky.	54 55
												306	A	Oakland	79 52
												309	A	North Dakota St.	57 55
												330	A	Detroit Mercy	62 44
												331	H	UIC	72 53
												333	H	Purdue Fort Wayne	70 48
LAST 12 Division I GAMES:															
71	A	Green Bay	45 59	127	H	Youngstown St.	71 68								
331	H	UIC	72 53	84	A	Wright St.	57 61								
134	H	IUPUI	66 67	281	A	Northern Ky.	54 55								
330	A	Detroit Mercy	62 44	71	H	Green Bay	62 76								
306	A	Oakland	79 52	22	H	Florida St.	62 87								
274	H	Cleveland St.	59 53	309	A	North Dakota St.	57 55								

Non-Div I Games:

Milwaukee

■ Loss,
 ■ Non-Conf,
 ■ S Site,
 ■ H Home
 ■ A Away
 N Neutral

Average RPI Win:	191	WON-LOST	WINNING	LAST 10	STRENGTH OF	OPP. STRENGTH	TEAM	ADJ.	CONF.	ADJ CONF.
Average RPI Loss:	75	RECORD	PCT. RANK	GAMES	SCHEDULE	OF SCHEDULE	RPI	RPI	RPI	RPI
DIV. I ONLY	16- 7	73	1- 0	180	69	115	115	4	4	
DIV. I NON-CONF.	11- 0	1	0- 0	334	185	83	83	6	6	
TOTALS	RPI 1-25	RPI 26-50	W-L RECORDS	RPI 51-100	RPI 101-150	RPI 150+				
16- 7	2- 2	1- 1	OVERALL	1- 2	1- 1	11- 1				
11- 4	2- 1	0- 1	HOME	0- 1	0- 0	9- 1				
5- 3	0- 1	1- 0	AWAY	1- 1	1- 1	2- 0				
0- 0	0- 0	0- 0	NEUTRAL	0- 0	0- 0	0- 0				
11- 0	1- 0	0- 0	NON-CONFERENCE	0- 0	1- 0	9- 0				
9- 0	1- 0	0- 0	HOME	0- 0	0- 0	8- 0				
2- 0	0- 0	0- 0	AWAY	0- 0	1- 0	1- 0				
0- 0	0- 0	0- 0	NEUTRAL	0- 0	0- 0	0- 0				
5- 7	1- 2	1- 1	CONFERENCE	1- 2	0- 1	2- 1				
2- 4	1- 1	0- 1	HOME	0- 1	0- 0	1- 1				
3- 3	0- 1	1- 0	AWAY	1- 1	0- 1	1- 0				
0- 0	0- 0	0- 0	NEUTRAL	0- 0	0- 0	0- 0				

RPI	S	Opponent	Score	RPI	S	Opponent	Score	RPI	S	Opponent	Score	RPI	S	Opponent	Score	Team's RPI: 115
10	H	Syracuse	72 68	39	A	Indiana	65 61	60	A	Michigan	60 76	101	A	Boston College	77 69	
13	H	Iowa	63 81	43	H	Purdue	53 64	88	A	Northwestern	61 54	102	A	Nebraska	57 63	
16	H	Rutgers	60 46					98	H	Ohio St.	55 65	169	A	Xavier	78 53	
23	A	Michigan St.	68 86									181	A	Wisconsin	78 50	
												181	H	Wisconsin	74 56	
												186	H	Illinois	62 66	
												215	H	Rhode Island	91 71	
												249	H	Air Force	67 50	
												251	H	Cornell	65 45	
												255	H	San Diego	53 48	
												315	H	Coppin St.	84 52	
												322	H	Incarinate Word	75 39	
												326	H	New Hampshire	70 47	
												345	H	Ark.-Pine Bluff	84 42	
LAST 12 Division I GAMES:																
39	A	Indiana	65 61	181	A	Wisconsin	78 50									
16	H	Rutgers	60 46	13	H	Iowa	63 81									
88	A	Northwestern	61 54	23	A	Michigan St.	68 86									
98	H	Ohio St.	55 65	186	H	Illinois	62 66									
43	H	Purdue	53 64	60	A	Michigan	60 76									
102	A	Nebraska	57 63	181	H	Wisconsin	74 56									

Non-Div I Games:

Minnesota

■ Loss,
■ Non-Conf, S Site,
■ Home
■ Away
N Neutral

Average RPI Win:	132	WON-LOST	WINNING	LAST 10	STRENGTH OF	OPP. STRENGTH	TEAM	ADJ.	CONF.	ADJ CONF.
Average RPI Loss:	5	RECORD	PCT. RANK	GAMES	SCHEDULE	OF SCHEDULE	RPI	RPI	RPI	RPI
DIV. I ONLY	21- 1	1	1- 0	52	37	7	7	5	5	
DIV. I NON-CONF.	12- 1	11	0- 0	93	38	13	13	5	5	
TOTALS	RPI 1-25	RPI 26-50	W-L RECORDS	RPI 51-100	RPI 101-150	RPI 150+				
21- 1	2- 1	2- 0	OVERALL	6- 0	3- 0	8- 0				
11- 0	2- 0	1- 0	HOME	1- 0	1- 0	6- 0				
10- 1	0- 1	1- 0	AWAY	5- 0	2- 0	2- 0				
0- 0	0- 0	0- 0	NEUTRAL	0- 0	0- 0	0- 0				
12- 1	1- 1	1- 0	NON-CONFERENCE	3- 0	1- 0	6- 0				
7- 0	1- 0	0- 0	HOME	1- 0	0- 0	5- 0				
5- 1	0- 1	1- 0	AWAY	2- 0	1- 0	1- 0				
0- 0	0- 0	0- 0	NEUTRAL	0- 0	0- 0	0- 0				
9- 0	1- 0	1- 0	CONFERENCE	3- 0	2- 0	2- 0				
4- 0	1- 0	1- 0	HOME	0- 0	1- 0	1- 0				
5- 0	0- 0	0- 0	AWAY	3- 0	1- 0	1- 0				
0- 0	0- 0	0- 0	NEUTRAL	0- 0	0- 0	0- 0				

RPI	S	Opponent	Score	RPI	S	Opponent	Score	RPI	S	Opponent	Score	RPI	S	Opponent	Score
5	A	Oregon	74 82	31	A	Texas	67 49	53	A	Auburn	85 59	107	H	Georgia	80 71
8	H	Marquette	87 82	32	H	Kentucky	86 71	56	A	LSU	68 35	113	A	Alabama	65 49
15	H	South Carolina	89 74					59	H	Lamar University	104 53	133	A	Washington	103 56
								74	A	Arkansas	93 69	185	A	Southern Miss.	86 42
								80	A	Little Rock	98 63	198	H	Ole Miss	80 49
								99	A	Virginia	72 44	208	A	Florida	90 42
												217	H	Southeast Mo. St.	88 53
												236	H	Louisiana	104 36
												244	H	Furman	106 41
												305	H	Jackson St.	105 38
												315	H	Coppin St.	110 38
LAST 12 Division I GAMES:															
113	A	Alabama	65 49	107	H	Georgia	80 71								
56	A	LSU	68 35	32	H	Kentucky	86 71								
198	H	Ole Miss	80 49	74	A	Arkansas	93 69								
208	A	Florida	90 42	236	H	Louisiana	104 36								
15	H	South Carolina	89 74	133	A	Washington	103 56								
53	A	Auburn	85 59	5	A	Oregon	74 82								

Non-Div I Games:

Mississippi St.

Average RPI Win:	264	WON-LOST	WINNING	LAST 10	STRENGTH OF	OPP. STRENGTH	TEAM	ADJ.	CONF.	ADJ CONF.
Average RPI Loss:	194	RECORD	PCT. RANK	GAMES	SCHEDULE	OF SCHEDULE	RPI	RPI	RPI	RPI
DIV. I ONLY	4- 16	315	1- 0	255	334	301	301	29	29	
DIV. I NON-CONF.	1- 10	330	0- 0	89	318	269	269	26	26	
TOTALS	RPI 1-25	RPI 26-50	W-L RECORDS	RPI 51-100	RPI 101-150	RPI 150+				
4- 16	0- 0	0- 1	OVERALL	0- 2	0- 2	4- 11				
1- 4	0- 0	0- 0	HOME	0- 0	0- 1	1- 3				
3- 11	0- 0	0- 1	AWAY	0- 1	0- 1	3- 8				
0- 1	0- 0	0- 0	NEUTRAL	0- 1	0- 0	0- 0				
1- 10	0- 0	0- 1	NON-CONFERENCE	0- 2	0- 2	1- 5				
0- 1	0- 0	0- 0	HOME	0- 0	0- 1	0- 0				
1- 8	0- 0	0- 1	AWAY	0- 1	0- 1	1- 5				
0- 1	0- 0	0- 0	NEUTRAL	0- 1	0- 0	0- 0				
3- 6	0- 0	0- 0	CONFERENCE	0- 0	0- 0	3- 6				
1- 3	0- 0	0- 0	HOME	0- 0	0- 0	1- 3				
2- 3	0- 0	0- 0	AWAY	0- 0	0- 0	2- 3				
0- 0	0- 0	0- 0	NEUTRAL	0- 0	0- 0	0- 0				

RPI	S	Opponent	Score	RPI	S	Opponent	Score	RPI	S	Opponent	Score	RPI	S	Opponent	Score	Team's RPI: 301
44	A	TCU	47	96	61	A	Middle Tenn.	51	101	131	A	UT Martin	51	110		
					91	N	Troy	54	75	147	H	North Ala.	72	86		
										174	A	Southern U.	67	74		
										182	A	Arkansas St.	57	60		
										185	A	Southern Miss.	60	67		
										187	A	Nicholls St.	47	72		
										192	H	Prairie View	65	75		
										200	A	Grambling	54	52		
										207	A	SMU	47	62		
										229	H	Alabama St.	64	62		
										239	H	Texas Southern	50	68		
										283	A	Austin Peay	95	89		
										303	H	Alabama A&M	60	80		
										305	A	Jackson St.	56	87		
										312	A	La.-Monroe	65	72		
										345	A	Ark.-Pine Bluff	62	56		
										350	A	Alcorn	63	73		
LAST 12 Division I GAMES:																
200	A	Grambling	54	52	229	H	Alabama St.	64	62							
305	A	Jackson St.	56	87	303	H	Alabama A&M	60	80							
239	H	Texas Southern	50	68	345	A	Ark.-Pine Bluff	62	56							
192	H	Prairie View	65	75	131	A	UT Martin	51	110							
174	A	Southern U.	67	74	147	H	North Ala.	72	86							
350	A	Alcorn	63	73	182	A	Arkansas St.	57	60							

Non-Div I Games:

Mississippi Val.

■ Loss,
 ■ Non-Conf,
 ■ S Site,
 ■ Home
 ■ A Away
 N Neutral

Average RPI Win:	137	WON-LOST	WINNING	LAST 10	STRENGTH OF	OPP. STRENGTH	TEAM	ADJ.	CONF.	ADJ CONF.
Average RPI Loss:	69	RECORD	PCT. RANK	GAMES	SCHEDULE	OF SCHEDULE	RPI	RPI	RPI	RPI
DIV. I ONLY	16- 7	73	1- 0	48	68	34	34	5	5	
DIV. I NON-CONF.	11- 3	56	1- 0	77	99	44	44	5	5	
TOTALS	RPI 1-25	RPI 26-50	W-L RECORDS	RPI 51-100	RPI 101-150	RPI 150+				
16- 7	0- 1	0- 2	OVERALL	7- 3	1- 0	8- 1				
9- 2	0- 0	0- 1	HOME	3- 1	1- 0	5- 0				
5- 4	0- 1	0- 1	AWAY	2- 1	0- 0	3- 1				
2- 1	0- 0	0- 0	NEUTRAL	2- 1	0- 0	0- 0				
11- 3	0- 0	0- 1	NON-CONFERENCE	4- 2	0- 0	7- 0				
5- 2	0- 0	0- 1	HOME	1- 1	0- 0	4- 0				
4- 0	0- 0	0- 0	AWAY	1- 0	0- 0	3- 0				
2- 1	0- 0	0- 0	NEUTRAL	2- 1	0- 0	0- 0				
5- 4	0- 1	0- 1	CONFERENCE	3- 1	1- 0	1- 1				
4- 0	0- 0	0- 0	HOME	2- 0	1- 0	1- 0				
1- 4	0- 1	0- 1	AWAY	1- 1	0- 0	0- 1				
0- 0	0- 0	0- 0	NEUTRAL	0- 0	0- 0	0- 0				

RPI	S	Opponent	Score	RPI	S	Opponent	Score	Team's RPI: 34	RPI	S	Opponent	Score	RPI	S	Opponent	Score
15	A	South Carolina	65 79	32	A	Kentucky	41 52		53	H	Auburn	74 65	107	H	Georgia	61 35
				40	H	South Dakota	61 74		56	A	LSU	51 61	178	H	Texas St.	69 50
									60	N	Michigan	54 70	182	H	Arkansas St.	70 50
									62	A	Tennessee	66 64	186	A	Illinois	67 45
									63	N	Quinnipiac	65 51	195	A	Saint Louis	74 62
									65	A	West Virginia	68 51	198	H	Ole Miss	78 55
									67	H	Missouri St.	65 61	208	A	Florida	56 58
									71	H	Green Bay	49 56	219	H	UMKC	66 59
									73	N	Duke	62 54	233	A	Western Ill.	89 64
									74	H	Arkansas	71 53	235	H	SIUE	59 36
LAST 12 Division I GAMES:																
73	N	Duke	62 54	107	H	Georgia	61 35									
63	N	Quinnipiac	65 51	208	A	Florida	56 58									
56	A	LSU	51 61	74	H	Arkansas	71 53									
53	H	Auburn	74 65	62	A	Tennessee	66 64									
32	A	Kentucky	41 52	198	H	Ole Miss	78 55									
15	A	South Carolina	65 79	182	H	Arkansas St.	70 50									

Non-Div I Games:

Missouri

■ Loss,
 ■ Non-Conf, S Site,
 ■ Home
 ■ Away
 N Neutral

Average RPI Win:	177	WON-LOST	WINNING	LAST 10	STRENGTH OF	OPP. STRENGTH	TEAM	ADJ.	CONF.	ADJ CONF.
Average RPI Loss:	103	RECORD	PCT. RANK	GAMES	SCHEDULE	OF SCHEDULE	RPI	RPI	RPI	RPI
DIV. I ONLY	13- 7	94	1- 0	75	123	67	67	13	13	
DIV. I NON-CONF.	4- 7	228	0- 0	56	59	156	156	14	14	
TOTALS	RPI 1-25	RPI 26-50	W-L RECORDS	RPI 51-100	RPI 101-150	RPI 150+				
13- 7	1- 1	0- 3	OVERALL	2- 0	0- 0	10- 3				
7- 2	0- 1	0- 1	HOME	1- 0	0- 0	6- 0				
4- 5	1- 0	0- 2	AWAY	1- 0	0- 0	2- 3				
2- 0	0- 0	0- 0	NEUTRAL	0- 0	0- 0	2- 0				
4- 7	0- 1	0- 3	NON-CONFERENCE	1- 0	0- 0	3- 3				
2- 2	0- 1	0- 1	HOME	1- 0	0- 0	1- 0				
0- 5	0- 0	0- 2	AWAY	0- 0	0- 0	0- 3				
2- 0	0- 0	0- 0	NEUTRAL	0- 0	0- 0	2- 0				
9- 0	1- 0	0- 0	CONFERENCE	1- 0	0- 0	7- 0				
5- 0	0- 0	0- 0	HOME	0- 0	0- 0	5- 0				
4- 0	1- 0	0- 0	AWAY	1- 0	0- 0	2- 0				
0- 0	0- 0	0- 0	NEUTRAL	0- 0	0- 0	0- 0				

RPI 1-25				RPI 26-50				RPI 51-100				Team's RPI: 67	RPI 101+			
RPI	S	Opponent	Score	RPI	S	Opponent	Score	RPI	S	Opponent	Score		RPI	S	Opponent	Score
12	H	Gonzaga	67 70	34	A	Missouri	61 65	80	H	Little Rock	48 44		155	H	Southern Ill.	66 51
19	A	Drake	85 79	39	A	Indiana	74 98	93	A	UNI	63 58		156	A	Bradley	68 56
				40	H	South Dakota	74 85						157	N	Louisiana Tech	82 70
													168	A	Santa Clara	73 77
													173	H	Indiana St.	71 58
													176	H	Ball St.	74 54
													177	A	North Texas	76 83
													188	A	Illinois St.	59 47
													232	H	Loyola Chicago	84 49
													235	N	SIUE	68 65
													250	A	Wichita St.	60 63
													294	H	Valparaiso	108 63
													338	H	Evansville	88 66
LAST 12 Division I GAMES:																
				93	A	UNI	63 58	155	H	Southern Ill.	66 51					
				19	A	Drake	85 79	338	H	Evansville	88 66					
				294	H	Valparaiso	108 63	173	H	Indiana St.	71 58					
				232	H	Loyola Chicago	84 49	80	H	Little Rock	48 44					
				188	A	Illinois St.	59 47	235	N	SIUE	68 65					
				156	A	Bradley	68 56	157	N	Louisiana Tech	82 70					

Non-Div I Games:

Missouri St.

■ Loss,
 ■ Non-Conf, S Site,
 ■ Home
 ■ Away
 N Neutral

RPI 1-25				RPI 26-50				RPI 51-100				RPI 101+				Team's RPI: 230	
RPI	S	Opponent	Score	RPI	S	Opponent	Score	RPI	S	Opponent	Score	RPI	S	Opponent	Score		
				47	H	Bucknell	32 70	57	A	Virginia Tech	49 82	136	A	Lehigh	48 63		
								63	A	Quinnipiac	38 67	151	A	Marist	45 69		
								63	H	Quinnipiac	46 58	192	H	Rider	43 55		
								81	H	Princeton	47 79	194	A	George Washington	55 51		
												204	A	East Carolina	67 73		
												212	H	Navy	68 67		
												224	H	Niagara	76 54		
												237	H	Albany (NY)	64 56		
												240	A	Sacred Heart	55 50		
												273	H	Siena	68 77		
												277	H	Canisius	67 61		
												295	H	Loyola Maryland	67 75		
												318	A	Fairfield	73 63		
												323	A	Lafayette	69 73		
												332	A	Iona	55 38		
LAST 12 Division I GAMES:																	
				318	A	Fairfield	73 63	63	A	Quinnipiac	38 67						
				63	H	Quinnipiac	46 58	192	H	Rider	43 55						
				224	H	Niagara	76 54	332	A	Iona	55 38						
				277	H	Canisius	67 61	295	H	Loyola Maryland	67 75						
				273	H	Siena	68 77	212	H	Navy	68 67						
				151	A	Marist	45 69	81	H	Princeton	47 79						

Non-Div I Games:

Average RPI Win:	209	WON-LOST	WINNING	LAST 10	STRENGTH OF	OPP. STRENGTH	TEAM	ADJ.	CONF.	ADJ CONF.
Average RPI Loss:	104	RECORD	PCT. RANK	GAMES	SCHEDULE	OF SCHEDULE	RPI	RPI	RPI	RPI
DIV. I ONLY	9- 9	159	1- 0	119	141	145	145	16	16	
DIV. I NON-CONF.	4- 4	162	1- 0	33	97	76	76	12	12	
TOTALS	RPI 1-25	RPI 26-50	W-L RECORDS	RPI 51-100	RPI 101-150	RPI 150+				
9- 9	0- 1	0- 1	OVERALL	3- 2	0- 3	6- 2				
5- 3	0- 0	0- 1	HOME	3- 0	0- 1	2- 1				
3- 6	0- 1	0- 0	AWAY	0- 2	0- 2	3- 1				
1- 0	0- 0	0- 0	NEUTRAL	0- 0	0- 0	1- 0				
4- 4	0- 1	0- 1	NON-CONFERENCE	2- 1	0- 1	2- 0				
2- 1	0- 0	0- 1	HOME	2- 0	0- 0	0- 0				
1- 3	0- 1	0- 0	AWAY	0- 1	0- 1	1- 0				
1- 0	0- 0	0- 0	NEUTRAL	0- 0	0- 0	1- 0				
5- 5	0- 0	0- 0	CONFERENCE	1- 1	0- 2	4- 2				
3- 2	0- 0	0- 0	HOME	1- 0	0- 1	2- 1				
2- 3	0- 0	0- 0	AWAY	0- 1	0- 1	2- 1				
0- 0	0- 0	0- 0	NEUTRAL	0- 0	0- 0	0- 0				

RPI 1-25				RPI 26-50				RPI 51-100				RPI 101+ Team's RPI: 145			
RPI	S	Opponent	Score	RPI	S	Opponent	Score	RPI	S	Opponent	Score	RPI	S	Opponent	Score
12	A	Gonzaga	52 76	40	H	South Dakota	41 64	69	A	Arizona	51 100	109	H	Northern Colo.	62 73
								77	A	Idaho St.	34 50	133	A	Washington	54 69
								79	H	UC Davis	62 56	140	A	Montana St.	52 74
								94	H	Idaho	82 79	163	A	Portland St.	60 78
								95	H	Northern Ill.	86 70	191	H	Eastern Wash.	62 68
												205	N	Saint Francis (PA)	79 77
												238	A	Sacramento St.	88 86
												257	H	Southern Utah	79 57
												269	H	Northern Ariz.	78 62
												308	A	Weber St.	72 60
												340	A	Grand Canyon	69 47
LAST 12 Division I GAMES:															
205	N	Saint Francis (PA)	79 77	109	H	Northern Colo.	62 73	191	H	Eastern Wash.	62 68				
79	H	UC Davis	62 56	163	A	Portland St.	60 78	257	H	Southern Utah	79 57				
140	A	Montana St.	52 74	238	A	Sacramento St.	88 86	269	H	Northern Ariz.	78 62				
308	A	Weber St.	72 60												
77	A	Idaho St.	34 50												
94	H	Idaho	82 79												

Non-Div I Games: Providence (MT) 90 45

Montana

Average RPI Win:	224	WON-LOST	WINNING	LAST 10	STRENGTH OF	OPP. STRENGTH	TEAM	ADJ.	CONF.	ADJ CONF.
Average RPI Loss:	84	RECORD	PCT. RANK	GAMES	SCHEDULE	OF SCHEDULE	RPI	RPI	RPI	RPI
DIV. I ONLY	10- 10	159	1- 0	103	130	140	140	16	16	
DIV. I NON-CONF.	4- 5	190	1- 0	44	57	99	99	12	12	
TOTALS	RPI 1-25	RPI 26-50	W-L RECORDS	RPI 51-100	RPI 101-150	RPI 150+				
10- 10	0- 1	0- 3	OVERALL	0- 3	2- 1	8- 2				
5- 4	0- 0	0- 1	HOME	0- 1	1- 1	4- 1				
4- 6	0- 1	0- 2	AWAY	0- 2	1- 0	3- 1				
1- 0	0- 0	0- 0	NEUTRAL	0- 0	0- 0	1- 0				
4- 5	0- 1	0- 3	NON-CONFERENCE	0- 1	0- 0	4- 0				
2- 1	0- 0	0- 1	HOME	0- 0	0- 0	2- 0				
1- 4	0- 1	0- 2	AWAY	0- 1	0- 0	1- 0				
1- 0	0- 0	0- 0	NEUTRAL	0- 0	0- 0	1- 0				
6- 5	0- 0	0- 0	CONFERENCE	0- 2	2- 1	4- 2				
3- 3	0- 0	0- 0	HOME	0- 1	1- 1	2- 1				
3- 2	0- 0	0- 0	AWAY	0- 1	1- 0	2- 1				
0- 0	0- 0	0- 0	NEUTRAL	0- 0	0- 0	0- 0				

RPI 1-25				RPI 26-50				RPI 51-100				RPI 101+ Team's RPI: 140			
RPI	S	Opponent	Score	RPI	S	Opponent	Score	RPI	S	Opponent	Score	RPI	S	Opponent	Score
8	A	Marquette	52 100	28	H	South Dakota St.	67 88	72	A	SFA	53 60	109	A	Northern Colo.	79 66
				44	A	TCU	49 71	77	A	Idaho St.	43 61	109	H	Northern Colo.	73 84
				50	A	Wyoming	58 66	94	H	Idaho	66 82	145	H	Montana	74 52
												160	N	Delaware	69 60
												163	A	Portland St.	53 55
												178	A	Texas St.	67 59
												191	H	Eastern Wash.	87 89
												238	A	Sacramento St.	69 53
												257	H	Southern Utah	69 64
												264	H	Long Beach St.	85 62
												269	H	Northern Ariz.	80 70
												308	A	Weber St.	66 59
												310	H	Omaha	59 56
LAST 12 Division I GAMES:															
178	A	Texas St.	67 59	109	A	Northern Colo.	79 66								
109	H	Northern Colo.	73 84	94	H	Idaho	66 82								
145	H	Montana	74 52	238	A	Sacramento St.	69 53								
77	A	Idaho St.	43 61	163	A	Portland St.	53 55								
308	A	Weber St.	66 59	269	H	Northern Ariz.	80 70								
191	H	Eastern Wash.	87 89	257	H	Southern Utah	69 64								

Non-Div I Games: Carroll (MT) 64 48

Montana St.

Loss, Non-Conf, S Site, H Home A Away N Neutral

Average RPI Win:	248	WON-LOST	WINNING	LAST 10	STRENGTH OF	OPP. STRENGTH	TEAM	ADJ.	CONF.	ADJ CONF.
Average RPI Loss:	140	RECORD	PCT. RANK	GAMES	SCHEDULE	OF SCHEDULE	RPI	RPI	RPI	RPI
DIV. I ONLY	15- 6	64	1- 0	225	293	118	118	22	22	
DIV. I NON-CONF.	7- 4	109	0- 0	270	292	159	159	21	21	
TOTALS	RPI 1-25	RPI 26-50	W-L RECORDS	RPI 51-100	RPI 101-150	RPI 150+				
15- 6	0- 1	0- 1	OVERALL	0- 1	3- 0	12- 3				
8- 1	0- 0	0- 0	HOME	0- 0	2- 0	6- 1				
7- 5	0- 1	0- 1	AWAY	0- 1	1- 0	6- 2				
0- 0	0- 0	0- 0	NEUTRAL	0- 0	0- 0	0- 0				
7- 4	0- 1	0- 1	NON-CONFERENCE	0- 0	1- 0	6- 2				
4- 1	0- 0	0- 0	HOME	0- 0	0- 0	4- 1				
3- 3	0- 1	0- 1	AWAY	0- 0	1- 0	2- 1				
0- 0	0- 0	0- 0	NEUTRAL	0- 0	0- 0	0- 0				
8- 2	0- 0	0- 0	CONFERENCE	0- 1	2- 0	6- 1				
4- 0	0- 0	0- 0	HOME	0- 0	2- 0	2- 0				
4- 2	0- 0	0- 0	AWAY	0- 1	0- 0	4- 1				
0- 0	0- 0	0- 0	NEUTRAL	0- 0	0- 0	0- 0				

RPI 1-25				RPI 26-50				RPI 51-100				RPI 101+ Team's RPI: 118			
RPI	S	Opponent	Score	RPI	S	Opponent	Score	RPI	S	Opponent	Score	RPI	S	Opponent	Score
2	A	Baylor	58 96	32	A	Kentucky	57 87	64	A	Belmont	50 77	117	A	Radford	79 72
												131	H	UT Martin	85 75
												141	H	Tennessee Tech	77 56
												205	A	Saint Francis (PA)	83 89
												217	H	Southeast Mo. St.	82 54
												225	H	Jacksonville St.	66 55
												234	A	N.C. A&T	72 67
												235	A	SIUE	73 67
												256	H	St. Francis Brooklyn	94 101
												258	A	Gardner-Webb	84 69
												276	A	Eastern Ill.	67 57
												283	A	Austin Peay	80 81
												288	A	Murray St.	83 61
												293	A	Tennessee St.	85 62
												294	H	Valparaiso	68 62
												329	H	Lipscomb	79 44
												338	H	Evansville	85 63
												346	H	Chicago St.	104 68
LAST 12 Division I GAMES:															
276	A	Eastern Ill.	67 57	293	A	Tennessee St.	85 62								
235	A	SIUE	73 67	64	A	Belmont	50 77								
225	H	Jacksonville St.	66 55	283	A	Austin Peay	80 81								
141	H	Tennessee Tech	77 56	288	A	Murray St.	83 61								
131	H	UT Martin	85 75	329	H	Lipscomb	79 44								
217	H	Southeast Mo. St.	82 54	205	A	Saint Francis (PA)	83 89								

Non-Div I Games: Alice Lloyd 121 56 Ky. Christian 119 28

Morehead St.

Loss, Non-Conf, S Site, H Home A Away N Neutral

NORFOLK STATE				THROUGH GAMES OF FEB. 07, 2019						
Average RPI Win:	329	WON-LOST	WINNING	LAST 10	STRENGTH OF	OPP. STRENGTH	TEAM	ADJ.	CONF.	ADJ CONF.
Average RPI Loss:	172	RECORD	PCT. RANK	GAMES	SCHEDULE	OF SCHEDULE	RPI	RPI	RPI	RPI
DIV. I ONLY	6- 15	284	0- 1	265	337	302	302	32	32	
DIV. I NON-CONF.	1- 11	335	0- 1	149	229	316	316	32	32	

TOTALS	RPI 1-25	RPI 26-50		W-L RECORDS		RPI 51-100	RPI 101-150	RPI 150+		
6- 15	0- 1	0- 0		OVERALL		0- 3	0- 3	6- 8		
4- 4	0- 0	0- 0		HOME		0- 0	0- 0	4- 4		
2- 8	0- 0	0- 0		AWAY		0- 3	0- 2	2- 3		
0- 3	0- 1	0- 0		NEUTRAL		0- 0	0- 1	0- 1		
1- 11	0- 1	0- 0		NON-CONFERENCE		0- 3	0- 3	1- 4		
1- 2	0- 0	0- 0		HOME		0- 0	0- 0	1- 2		
0- 6	0- 0	0- 0		AWAY		0- 3	0- 2	0- 1		
0- 3	0- 1	0- 0		NEUTRAL		0- 0	0- 1	0- 1		
5- 4	0- 0	0- 0		CONFERENCE		0- 0	0- 0	5- 4		
3- 2	0- 0	0- 0		HOME		0- 0	0- 0	3- 2		
2- 2	0- 0	0- 0		AWAY		0- 0	0- 0	2- 2		
0- 0	0- 0	0- 0		NEUTRAL		0- 0	0- 0	0- 0		

RPI 1-25				RPI 26-50				RPI 51-100				RPI 101+ Team's RPI: 302			
RPI	S	Opponent	Score	RPI	S	Opponent	Score	RPI	S	Opponent	Score	RPI	S	Opponent	Score
21	N	Maryland	44 68					60	A	Michigan	47 70	104	A	Hartford	59 80
								65	A	West Virginia	37 72	107	N	Georgia	33 60
								72	A	SFA	42 69	121	A	Western Ky.	43 90
												179	H	UMES	68 73
												218	A	Howard	56 79
												224	N	Niagara	57 67
												234	A	N.C. A&T	29 62
												268	H	Bethune-Cookman	69 73
												292	H	South Carolina St.	62 51
												297	H	Central Conn. St.	36 60
												298	H	UMBC	68 73
												313	A	FIU	50 59
												315	A	Coppin St.	74 57
												324	H	UMass Lowell	61 49
												343	A	N.C. Central	65 62
												348	H	Savannah St.	63 47
												349	H	Florida A&M	75 71
LAST 12 Division I GAMES:															
224	N	Niagara	57 67	218	A	Howard	56 79								
315	A	Coppin St.	74 57	292	H	South Carolina St.	62 51								
349	H	Florida A&M	75 71	348	H	Savannah St.	63 47								
268	H	Bethune-Cookman	69 73	179	H	UMES	68 73								
343	A	N.C. Central	65 62	324	H	UMass Lowell	61 49								
234	A	N.C. A&T	29 62	298	H	UMBC	68 73								

Non-Div I Games:	Washington Adventis	60	43	Lincoln (PA)	46	51
------------------	---------------------	----	----	--------------	----	----

Morgan St.

Loss, Non-Conf, S Site, H Home A Away N Neutral

Mt. St. Mary's

Through Games Of Feb. 6, 2019

Average RPI Win:	260	WON-LOST	WINNING	LAST 10	STRENGTH OF	OPP. STRENGTH	TEAM	ADJ.	CONF.	ADJ CONF.
Average RPI Loss:	189	RECORD	PCT. RANK	GAMES	SCHEDULE	OF SCHEDULE	RPI	RPI	RPI	RPI
DIV. I ONLY	9- 10	186	0- 1	304	318	247	247	31	31	
DIV. I NON-CONF.	5- 5	162	0- 0	163	248	147	147	31	31	
TOTALS	RPI 1-25	RPI 26-50	W-L RECORDS	RPI 51-100	RPI 101-150	RPI 150+				
9- 10	0- 0	0- 0	OVERALL	0- 2	2- 0	7- 8				
5- 3	0- 0	0- 0	HOME	0- 0	2- 0	3- 3				
4- 7	0- 0	0- 0	AWAY	0- 2	0- 0	4- 5				
0- 0	0- 0	0- 0	NEUTRAL	0- 0	0- 0	0- 0				
5- 5	0- 0	0- 0	NON-CONFERENCE	0- 2	2- 0	3- 3				
2- 1	0- 0	0- 0	HOME	0- 0	2- 0	0- 1				
3- 4	0- 0	0- 0	AWAY	0- 2	0- 0	3- 2				
0- 0	0- 0	0- 0	NEUTRAL	0- 0	0- 0	0- 0				
4- 5	0- 0	0- 0	CONFERENCE	0- 0	0- 0	4- 5				
3- 2	0- 0	0- 0	HOME	0- 0	0- 0	3- 2				
1- 3	0- 0	0- 0	AWAY	0- 0	0- 0	1- 3				
0- 0	0- 0	0- 0	NEUTRAL	0- 0	0- 0	0- 0				

RPI 1-25				RPI 26-50				RPI 51-100				RPI 101+ Team's RPI: 247			
RPI	S	Opponent	Score	RPI	S	Opponent	Score	RPI	S	Opponent	Score	RPI	S	Opponent	Score
								57	A	Virginia Tech	51 83	117	H	Radford	89 77
								60	A	Michigan	40 88	120	H	Towson	87 78
												152	A	Duquesne	64 73
												179	H	UMES	73 86
												192	A	Rider	67 85
												205	A	Saint Francis (PA)	66 68
												205	H	Saint Francis (PA)	72 83
												214	A	Robert Morris	58 70
												256	H	St. Francis Brooklyn	78 75
												258	A	Gardner-Webb	69 62
												295	A	Loyola Maryland	77 67
												297	H	Central Conn. St.	84 53
												298	A	UMBC	65 52
												300	H	Bryant	68 73
												328	A	Wagner	76 92
												344	A	Fairleigh Dickinson	63 47
												351	H	LIU Brooklyn	61 45
LAST 12 Division I GAMES:															
205	H	Saint Francis (PA)	72 83	300	H	Bryant	68 73								
256	H	St. Francis Brooklyn	78 75	205	A	Saint Francis (PA)	66 68								
351	H	LIU Brooklyn	61 45	214	A	Robert Morris	58 70								
344	A	Fairleigh Dickinson	63 47	117	H	Radford	89 77								
328	A	Wagner	76 92	179	H	UMES	73 86								
297	H	Central Conn. St.	84 53	57	A	Virginia Tech	51 83								

Non-Div I Games: Washington Col. 74 50

Mt. St. Mary's

■ Loss,
 ■ Non-Conf,
 ■ S Site,
 ■ H Home
 ■ A Away
 N Neutral

Average RPI Win:	287	WON-LOST	WINNING	LAST 10	STRENGTH OF	OPP. STRENGTH	TEAM	ADJ.	CONF.	ADJ CONF.
Average RPI Loss:	159	RECORD	PCT. RANK	GAMES	SCHEDULE	OF SCHEDULE	RPI	RPI	RPI	RPI
DIV. I ONLY	5- 14	293	0- 1	247	217	288	288	22	22	
DIV. I NON-CONF.	2- 7	288	0- 0	265	163	317	317	21	21	
TOTALS	RPI 1-25	RPI 26-50	W-L RECORDS	RPI 51-100	RPI 101-150	RPI 150+				
5- 14	0- 0	0- 2	OVERALL	0- 2	0- 3	5- 7				
3- 5	0- 0	0- 0	HOME	0- 1	0- 1	3- 3				
2- 9	0- 0	0- 2	AWAY	0- 1	0- 2	2- 4				
0- 0	0- 0	0- 0	NEUTRAL	0- 0	0- 0	0- 0				
2- 7	0- 0	0- 2	NON-CONFERENCE	0- 1	0- 0	2- 4				
2- 2	0- 0	0- 0	HOME	0- 0	0- 0	2- 2				
0- 5	0- 0	0- 2	AWAY	0- 1	0- 0	0- 2				
0- 0	0- 0	0- 0	NEUTRAL	0- 0	0- 0	0- 0				
3- 7	0- 0	0- 0	CONFERENCE	0- 1	0- 3	3- 3				
1- 3	0- 0	0- 0	HOME	0- 1	0- 1	1- 1				
2- 4	0- 0	0- 0	AWAY	0- 0	0- 2	2- 2				
0- 0	0- 0	0- 0	NEUTRAL	0- 0	0- 0	0- 0				

RPI 1-25				RPI 26-50				RPI 51-100				RPI 101+				Team's RPI: 288	
RPI	S	Opponent	Score	RPI	S	Opponent	Score	RPI	S	Opponent	Score	RPI	S	Opponent	Score		
				32	A	Kentucky	49 88	62	A	Tennessee	77 98	118	H	Morehead St.	61 83		
				46	A	Butler	65 86	64	H	Belmont	58 65	131	A	UT Martin	67 75		
												141	A	Tennessee Tech	65 74		
												155	H	Southern Ill.	59 65		
												182	A	Arkansas St.	63 74		
												186	A	Illinois	52 84		
												217	A	Southeast Mo. St.	64 59		
												225	A	Jacksonville St.	64 59		
												235	A	SIUE	54 71		
												276	A	Eastern Ill.	67 75		
												293	H	Tennessee St.	61 65		
												303	H	Alabama A&M	53 59		
												325	H	Eastern Ky.	81 63		
												329	H	Lipscomb	97 61		
												338	H	Evansville	81 53		
LAST 12 Division I GAMES:																	
				141	A	Tennessee Tech	65 74	217	A	Southeast Mo. St.	64 59						
				225	A	Jacksonville St.	64 59	131	A	UT Martin	67 75						
				293	H	Tennessee St.	61 65	325	H	Eastern Ky.	81 63						
				64	H	Belmont	58 65	118	H	Morehead St.	61 83						
				235	A	SIUE	54 71	62	A	Tennessee	77 98						
				276	A	Eastern Ill.	67 75	32	A	Kentucky	49 88						

Non-Div I Games: Oakland City 113 55 Bethel (TN) 86 50

Murray St.

Loss, Non-Conf, S Site, H Home A Away N Neutral

Average RPI Win:	302	WON-LOST	WINNING	LAST 10	STRENGTH OF	OPP. STRENGTH	TEAM	ADJ.	CONF.	ADJ CONF.
Average RPI Loss:	144	RECORD	PCT. RANK	GAMES	SCHEDULE	OF SCHEDULE	RPI	RPI	RPI	RPI
DIV. I ONLY	10- 9	149	0- 1	339	269	234	234	32	32	
DIV. I NON-CONF.	2- 9	297	0- 1	277	121	301	301	32	32	
TOTALS	RPI 1-25	RPI 26-50	W-L RECORDS	RPI 51-100	RPI 101-150	RPI 150+				
10- 9	0- 0	0- 0	OVERALL	0- 3	0- 3	10- 3				
2- 3	0- 0	0- 0	HOME	0- 0	0- 3	2- 0				
8- 4	0- 0	0- 0	AWAY	0- 1	0- 0	8- 3				
0- 2	0- 0	0- 0	NEUTRAL	0- 2	0- 0	0- 0				
2- 9	0- 0	0- 0	NON-CONFERENCE	0- 3	0- 3	2- 3				
0- 3	0- 0	0- 0	HOME	0- 0	0- 3	0- 0				
2- 4	0- 0	0- 0	AWAY	0- 1	0- 0	2- 3				
0- 2	0- 0	0- 0	NEUTRAL	0- 2	0- 0	0- 0				
8- 0	0- 0	0- 0	CONFERENCE	0- 0	0- 0	8- 0				
2- 0	0- 0	0- 0	HOME	0- 0	0- 0	2- 0				
6- 0	0- 0	0- 0	AWAY	0- 0	0- 0	6- 0				
0- 0	0- 0	0- 0	NEUTRAL	0- 0	0- 0	0- 0				

RPI S	Opponent	Score	RPI S	Opponent	Score	RPI S	Opponent	Score	RPI S	Opponent	Score	Team's RPI: 234
						75 N	Maine	52 58	116 H	VCU	48 54	
						89 N	Yale	49 59	118 H	Morehead St.	67 72	
						99 A	Virginia	57 67	142 H	Akron	36 49	
									179 A	UMES	51 49	
									197 A	Elon	64 73	
									212 A	Navy	49 72	
									248 A	ETSU	56 61	
									268 A	Bethune-Cookman	72 48	
									287 A	Fla. Atlantic	67 65	
									292 A	South Carolina St.	58 44	
									302 H	Morgan St.	62 29	
									315 H	Coppin St.	66 42	
									336 A	Western Caro.	69 51	
									343 A	N.C. Central	52 49	
									347 A	Delaware St.	67 47	
									349 A	Florida A&M	56 48	
LAST 12 Division I GAMES:												
			89 N	Yale	49 59	179 A	UMES	51 49				
			268 A	Bethune-Cookman	72 48	347 A	Delaware St.	67 47				
			349 A	Florida A&M	56 48	292 A	South Carolina St.	58 44				
			343 A	N.C. Central	52 49	287 A	Fla. Atlantic	67 65				
			315 H	Coppin St.	66 42	116 H	VCU	48 54				
			302 H	Morgan St.	62 29	197 A	Elon	64 73				

Non-Div I Games: Winston-Salem 60 56 Johnson C. Smith 50 53

N.C. A&T

Loss, Non-Conf, S Site, H Home A Away N Neutral

N.C. Central

Through Games Of Feb. 6, 2019

Average RPI Win:	322	WON-LOST	WINNING	LAST 10	STRENGTH OF	OPP. STRENGTH	TEAM	ADJ.	CONF.	ADJ CONF.
Average RPI Loss:	220	RECORD	PCT. RANK	GAMES	SCHEDULE	OF SCHEDULE	RPI	RPI	RPI	RPI
DIV. I ONLY	5- 16	303	1- 0	346	341	343	343	32	32	
DIV. I NON-CONF.	2- 10	311	0- 0	296	281	342	342	32	32	
TOTALS	RPI 1-25	RPI 26-50	W-L RECORDS	RPI 51-100	RPI 101-150	RPI 150+				
5- 16	0- 1	0- 0	OVERALL	0- 0	0- 2	5- 13				
3- 7	0- 0	0- 0	HOME	0- 0	0- 1	3- 6				
2- 8	0- 1	0- 0	AWAY	0- 0	0- 1	2- 6				
0- 1	0- 0	0- 0	NEUTRAL	0- 0	0- 0	0- 1				
2- 10	0- 1	0- 0	NON-CONFERENCE	0- 0	0- 2	2- 7				
2- 4	0- 0	0- 0	HOME	0- 0	0- 1	2- 3				
0- 5	0- 1	0- 0	AWAY	0- 0	0- 1	0- 3				
0- 1	0- 0	0- 0	NEUTRAL	0- 0	0- 0	0- 1				
3- 6	0- 0	0- 0	CONFERENCE	0- 0	0- 0	3- 6				
1- 3	0- 0	0- 0	HOME	0- 0	0- 0	1- 3				
2- 3	0- 0	0- 0	AWAY	0- 0	0- 0	2- 3				
0- 0	0- 0	0- 0	NEUTRAL	0- 0	0- 0	0- 0				

RPI 1-25			RPI 26-50			RPI 51-100			RPI 101+ Team's RPI: 343		
RPI	S	Opponent	Score	RPI	S	RPI	S	Opponent	Score		
13	A	Iowa	39 106					119	H	UNCW	82 89
								128	A	High Point	69 80
								153	A	Georgia St.	54 65
								179	A	UMES	49 59
								183	H	Coastal Caro.	66 89
								197	H	Elon	54 83
								227	A	Memphis	56 77
								234	H	N.C. A&T	49 52
								268	A	Bethune-Cookman	54 72
								268	H	Bethune-Cookman	50 67
								271	A	Winthrop	41 66
								290	H	Wofford	66 59
								296	N	Kennesaw St.	54 78
								302	H	Morgan St.	62 65
								307	H	UNC Greensboro	66 57
								315	H	Coppin St.	62 57
								337	H	USC Upstate	63 82
								347	A	Delaware St.	61 71
								348	A	Savannah St.	71 67
								349	A	Florida A&M	64 57
LAST 12 Division I GAMES:											
349	A	Florida A&M	64 57	347	A	Delaware St.	61 71				
268	A	Bethune-Cookman	54 72	179	A	UMES	49 59				
348	A	Savannah St.	71 67	268	H	Bethune-Cookman	50 67				
234	H	N.C. A&T	49 52	227	A	Memphis	56 77				
302	H	Morgan St.	62 65	296	N	Kennesaw St.	54 78				
315	H	Coppin St.	62 57	153	A	Georgia St.	54 65				

Non-Div I Games: Wilberforce 55 49

N.C. Central

Loss, Non-Conf, S Site, H Home A Away N Neutral

N
C
S
t
a
t
e

NC State				Through Games Of Feb. 6, 2019							
Average RPI Win:	98	WON-LOST	WINNING	LAST 10	STRENGTH OF	OPP. STRENGTH	TEAM	ADJ.	CONF.	ADJ CONF.	
Average RPI Loss:	20	RECORD	PCT. RANK	GAMES	SCHEDULE	OF SCHEDULE	RPI	RPI	RPI	RPI	
DIV. I ONLY		21- 1	1	0- 1	42	5	9	9	1	1	
DIV. I NON-CONF.		13- 0	1	0- 0	30	35	7	7	1	1	
<hr/>											
TOTALS	RPI 1-25	RPI 26-50		W-L RECORDS		RPI 51-100		RPI 101-150		RPI 150+	
21- 1	1- 1	2- 0		OVERALL		10- 0		5- 0		3- 0	
13- 1	0- 1	1- 0		HOME		7- 0		3- 0		2- 0	
6- 0	0- 0	1- 0		AWAY		3- 0		2- 0		0- 0	
2- 0	1- 0	0- 0		NEUTRAL		0- 0		0- 0		1- 0	
<hr/>											
13- 0	1- 0	0- 0		NON-CONFERENCE		6- 0		3- 0		3- 0	
9- 0	0- 0	0- 0		HOME		5- 0		2- 0		2- 0	
2- 0	0- 0	0- 0		AWAY		1- 0		1- 0		0- 0	
2- 0	1- 0	0- 0		NEUTRAL		0- 0		0- 0		1- 0	
<hr/>											
8- 1	0- 1	2- 0		CONFERENCE		4- 0		2- 0		0- 0	
4- 1	0- 1	1- 0		HOME		2- 0		1- 0		0- 0	
4- 0	0- 0	1- 0		AWAY		2- 0		1- 0		0- 0	
0- 0	0- 0	0- 0		NEUTRAL		0- 0		0- 0		0- 0	
<hr/>											
RPI 1-25		Team's RPI: 9		RPI 26-50			RPI 51-100			RPI 101+	
RPI S	Opponent	Score		RPI S	Opponent	Score		RPI S	Opponent	Score	
20 H	North Carolina	51 64		42 A	Georgia Tech	68 60		57 H	Virginia Tech	70 61	
23 N	Michigan St.	78 74		48 H	Clemson	54 51		60 H	Michigan	66 55	
								64 H	Belmont	77 62	
								66 H	Old Dominion	85 56	
								73 H	Duke	63 51	
								75 H	Maine	84 46	
								82 H	Kent St.	78 61	
								92 A	Georgetown	76 65	
								96 A	Wake Forest	59 50	
								99 A	Virginia	66 38	
<hr/>											
LAST 12 Division I GAMES:											
20 H North Carolina 51 64				123 H Pittsburgh 63 34							
96 A Wake Forest 59 50				101 A Boston College 85 69							
42 A Georgia Tech 68 60				73 H Duke 63 51							
48 H Clemson 54 51				146 H Davidson 75 45							
57 H Virginia Tech 70 61				129 A Chattanooga 78 58							
99 A Virginia 66 38				75 H Maine 84 46							

N
C
S
t
a
t
e

Non-Div I Games:

NC State

Average RPI Win:	308	WON-LOST	WINNING	LAST 10	STRENGTH OF	OPP. STRENGTH	TEAM	ADJ.	CONF.	ADJ CONF.
Average RPI Loss:	183	RECORD	PCT. RANK	GAMES	SCHEDULE	OF SCHEDULE	RPI	RPI	RPI	RPI
DIV. I ONLY	5- 16	303	0- 1	253	328	311	311	24	24	
DIV. I NON-CONF.	3- 10	278	0- 0	283	337	313	313	27	27	
TOTALS	RPI 1-25	RPI 26-50	W-L RECORDS	RPI 51-100	RPI 101-150	RPI 150+				
5- 16	0- 0	0- 0	OVERALL	0- 4	0- 3	5- 9				
3- 7	0- 0	0- 0	HOME	0- 2	0- 2	3- 3				
2- 9	0- 0	0- 0	AWAY	0- 2	0- 1	2- 6				
0- 0	0- 0	0- 0	NEUTRAL	0- 0	0- 0	0- 0				
3- 10	0- 0	0- 0	NON-CONFERENCE	0- 3	0- 1	3- 6				
1- 4	0- 0	0- 0	HOME	0- 1	0- 1	1- 2				
2- 6	0- 0	0- 0	AWAY	0- 2	0- 0	2- 4				
0- 0	0- 0	0- 0	NEUTRAL	0- 0	0- 0	0- 0				
2- 6	0- 0	0- 0	CONFERENCE	0- 1	0- 2	2- 3				
2- 3	0- 0	0- 0	HOME	0- 1	0- 1	2- 1				
0- 3	0- 0	0- 0	AWAY	0- 0	0- 1	0- 2				
0- 0	0- 0	0- 0	NEUTRAL	0- 0	0- 0	0- 0				

RPI 1-25				RPI 26-50				RPI 51-100				RPI 101+				Team's RPI: 311	
RPI	S	Opponent	Score	RPI	S	Opponent	Score	RPI	S	Opponent	Score	RPI	S	Opponent	Score		
								65	A	West Virginia	50	95	104	H	Hartford	53	84
								70	H	FGCU	35	67	147	A	North Ala.	60	72
								76	A	Penn	42	85	147	H	North Ala.	54	77
								82	H	Kent St.	40	57	192	A	Rider	46	67
													209	A	Stetson	48	74
													217	H	Southeast Mo. St.	58	68
													218	A	Howard	57	77
													222	H	Jacksonville	56	61
													226	A	Colgate	71	53
													242	A	Liberty	47	58
													270	H	Vermont	63	71
													296	H	Kennesaw St.	66	60
													321	A	Saint Peter's	57	70
													329	H	Lipscomb	80	67
													336	H	Western Caro.	79	71
													344	A	Fairleigh Dickinson	43	64
													351	A	LIU Brooklyn	72	51
LAST 12 Division I GAMES:																	
242	A	Liberty	47	58	147	A	North Ala.	60	72								
70	H	FGCU	35	67	296	H	Kennesaw St.	66	60								
147	H	North Ala.	54	77	104	H	Hartford	53	84								
209	A	Stetson	48	74	82	H	Kent St.	40	57								
222	H	Jacksonville	56	61	226	A	Colgate	71	53								
329	H	Lipscomb	80	67	351	A	LIU Brooklyn	72	51								

Non-Div I Games:

NJIT

Average RPI Win: 239	WON-LOST	WINNING	LAST 10	STRENGTH OF	OPP. STRENGTH	TEAM	ADJ.	CONF.	ADJ CONF.
Average RPI Loss: 171	RECORD	PCT. RANK	GAMES	SCHEDULE	OF SCHEDULE	RPI	RPI	RPI	RPI
DIV. I ONLY	7- 12	244	0- 1	158	289	212	212	19	19
DIV. I NON-CONF.	4- 5	190	0- 0	158	320	196	196	22	22
TOTALS	RPI 1-25	RPI 26-50	W-L RECORDS	RPI 51-100	RPI 101-150	RPI 150+			
7- 12	0- 0	0- 1	OVERALL	0- 2	0- 3	7- 6			
3- 6	0- 0	0- 1	HOME	0- 2	0- 1	3- 2			
4- 6	0- 0	0- 0	AWAY	0- 0	0- 2	4- 4			
0- 0	0- 0	0- 0	NEUTRAL	0- 0	0- 0	0- 0			
4- 5	0- 0	0- 0	NON-CONFERENCE	0- 1	0- 1	4- 3			
2- 2	0- 0	0- 0	HOME	0- 1	0- 0	2- 1			
2- 3	0- 0	0- 0	AWAY	0- 0	0- 1	2- 2			
0- 0	0- 0	0- 0	NEUTRAL	0- 0	0- 0	0- 0			
3- 7	0- 0	0- 1	CONFERENCE	0- 1	0- 2	3- 3			
1- 4	0- 0	0- 1	HOME	0- 1	0- 1	1- 1			
2- 3	0- 0	0- 0	AWAY	0- 0	0- 1	2- 2			
0- 0	0- 0	0- 0	NEUTRAL	0- 0	0- 0	0- 0			

RPI 1-25				RPI 26-50				RPI 51-100				RPI 101+				Team's RPI: 212
RPI	S	Opponent	Score	RPI	S	Opponent	Score	RPI	S	Opponent	Score	RPI	S	Opponent	Score	
				47	H	Bucknell	43 77	76	H	Penn	61 65	130	A	Colorado	43 59	
								97	H	American	45 58	136	A	Lehigh	55 66	
												136	H	Lehigh	38 56	
												151	H	Marist	48 72	
												165	H	Boston U.	35 49	
												192	A	Rider	66 60	
												210	H	Holy Cross	54 47	
												226	A	Colgate	62 49	
												230	A	Monmouth	67 68	
												234	H	N.C. A&T	72 49	
												249	A	Air Force	54 47	
												265	H	Saint Joseph's	49 48	
												267	A	Norfolk St.	58 65	
												295	A	Loyola Maryland	58 46	
												299	A	Army West Point	52 55	
												323	A	Lafayette	42 55	
LAST 12 Division I GAMES:																
				136	A	Lehigh	55 66					226	A	Colgate	62 49	
				47	H	Bucknell	43 77					97	H	American	45 58	
				165	H	Boston U.	35 49					136	H	Lehigh	38 56	
				323	A	Lafayette	42 55					295	A	Loyola Maryland	58 46	
				299	A	Army West Point	52 55					265	H	Saint Joseph's	49 48	
				210	H	Holy Cross	54 47					230	A	Monmouth	67 68	

Non-Div I Games: Catholic 81 36

Navy

■ Loss,
 ■ Non-Conf,
 ■ S Site,
 ■ H Home
 ■ A Away
 N Neutral

Nebraska

Through Games Of Feb. 6, 2019

Average RPI Win:	156	WON-LOST	WINNING	LAST 10	STRENGTH OF	OPP. STRENGTH	TEAM	ADJ.	CONF.	ADJ CONF.
Average RPI Loss:	59	RECORD	PCT. RANK	GAMES	SCHEDULE	OF SCHEDULE	RPI	RPI	RPI	RPI
DIV. I ONLY	10- 12	196	0- 1	34	34	102	102	4	4	
DIV. I NON-CONF.	5- 6	177	0- 0	103	27	146	146	6	6	
TOTALS	RPI 1-25	RPI 26-50	W-L RECORDS	RPI 51-100	RPI 101-150	RPI 150+				
10- 12	0- 5	1- 2	OVERALL	2- 3	3- 1	4- 1				
6- 5	0- 3	0- 1	HOME	1- 1	2- 0	3- 0				
3- 7	0- 2	1- 1	AWAY	1- 2	0- 1	1- 1				
1- 0	0- 0	0- 0	NEUTRAL	0- 0	1- 0	0- 0				
5- 6	0- 2	0- 1	NON-CONFERENCE	0- 2	2- 1	3- 0				
4- 1	0- 1	0- 0	HOME	0- 0	1- 0	3- 0				
0- 5	0- 1	0- 1	AWAY	0- 2	0- 1	0- 0				
1- 0	0- 0	0- 0	NEUTRAL	0- 0	1- 0	0- 0				
5- 6	0- 3	1- 1	CONFERENCE	2- 1	1- 0	1- 1				
2- 4	0- 2	0- 1	HOME	1- 1	1- 0	0- 0				
3- 2	0- 1	1- 0	AWAY	1- 0	0- 0	1- 1				
0- 0	0- 0	0- 0	NEUTRAL	0- 0	0- 0	0- 0				

RPI	S	Opponent	Score	RPI	S	Opponent	Score	RPI	S	Opponent	Score	RPI	S	Opponent	Score	Team's RPI: 102
3	A	Louisville	68 85	26	A	Miami (FL)	68 82	60	H	Michigan	70 56	110	H	Kansas	58 52	
13	A	Iowa	71 77	39	H	Indiana	78 82	74	A	Arkansas	80 84	115	H	Minnesota	63 57	
16	H	Rutgers	56 62	43	A	Purdue	84 64	88	H	Northwestern	54 58	117	N	Radford	77 39	
19	H	Drake	77 83					98	A	Ohio St.	78 69	125	A	Washington St.	84 87	
21	H	Maryland	63 81					100	A	Creighton	65 74	170	H	Denver	96 71	
												181	A	Wisconsin	69 70	
												186	A	Illinois	77 67	
												327	H	San Jose St.	96 63	
												337	H	USC Upstate	87 64	
LAST 12 Division I GAMES:																
39	H	Indiana	78 82	16	H	Rutgers	56 62									
43	A	Purdue	84 64	21	H	Maryland	63 81									
181	A	Wisconsin	69 70	13	A	Iowa	71 77									
88	H	Northwestern	54 58	98	A	Ohio St.	78 69									
115	H	Minnesota	63 57	60	H	Michigan	70 56									
186	A	Illinois	77 67	74	A	Arkansas	80 84									

Non-Div I Games:

Nebraska

■ Loss,
■ Non-Conf, S Site,
■ Home
■ Away
N Neutral

Average RPI Win: 271	WON-LOST	WINNING	LAST 10	STRENGTH OF	OPP. STRENGTH	TEAM	ADJ.	CONF.	ADJ CONF.
Average RPI Loss: 111	RECORD	PCT. RANK	GAMES	SCHEDULE	OF SCHEDULE	RPI	RPI	RPI	RPI
DIV. I ONLY	7- 13	252	0- 1	188	125	245	245	15	15
DIV. I NON-CONF.	3- 7	256	0- 1	212	84	278	278	13	13
TOTALS	RPI 1-25	RPI 26-50	W-L RECORDS	RPI 51-100	RPI 101-150	RPI 150+			
7- 13	0- 0	0- 2	OVERALL	0- 5	0- 3	7- 3			
4- 7	0- 0	0- 2	HOME	0- 2	0- 3	4- 0			
3- 4	0- 0	0- 0	AWAY	0- 1	0- 0	3- 3			
0- 2	0- 0	0- 0	NEUTRAL	0- 2	0- 0	0- 0			
3- 7	0- 0	0- 1	NON-CONFERENCE	0- 3	0- 2	3- 1			
2- 4	0- 0	0- 1	HOME	0- 1	0- 2	2- 0			
1- 1	0- 0	0- 0	AWAY	0- 0	0- 0	1- 1			
0- 2	0- 0	0- 0	NEUTRAL	0- 2	0- 0	0- 0			
4- 6	0- 0	0- 1	CONFERENCE	0- 2	0- 1	4- 2			
2- 3	0- 0	0- 1	HOME	0- 1	0- 1	2- 0			
2- 3	0- 0	0- 0	AWAY	0- 1	0- 0	2- 2			
0- 0	0- 0	0- 0	NEUTRAL	0- 0	0- 0	0- 0			

RPI S	Opponent	Score	RPI S	Opponent	Score	RPI S	Opponent	Score	RPI S	Opponent	Score	Team's RPI: 245
29	H Utah	52 74	54	H Southern California	51 72	121	H Fresno St.	63 79				
49	H New Mexico	64 66	58	A Boise St.	65 80	130	H Colorado	52 65				
			58	H Boise St.	74 75	149	H Texas Tech	67 86				
			79	N UC Davis	68 84	168	A Santa Clara	48 56				
			95	N Northern Ill.	69 98	201	A Utah St.	76 79				
						211	H UNLV	70 62				
						246	A Colorado St.	62 38				
						246	H Colorado St.	68 57				
						249	A Air Force	74 79				
						259	H Hawaii	79 78				
						264	A Long Beach St.	76 67				
						327	A San Jose St.	52 49				
						341	H Seattle U	67 54				
LAST 12 Division I GAMES:												
95	N Northern Ill.	69 98	58	H Boise St.	74 75							
246	H Colorado St.	68 57	121	H Fresno St.	63 79							
58	A Boise St.	65 80	327	A San Jose St.	52 49							
211	H UNLV	70 62	49	H New Mexico	64 66							
246	A Colorado St.	62 38	201	A Utah St.	76 79							
249	A Air Force	74 79	259	H Hawaii	79 78							

Non-Div I Games: Stanislaus St. 75 52

Nevada

New Hampshire

Through Games Of Feb. 6, 2019

Average RPI Win:	290	WON-LOST	WINNING	LAST 10	STRENGTH OF	OPP. STRENGTH	TEAM	ADJ.	CONF.	ADJ CONF.
Average RPI Loss:	187	RECORD	PCT. RANK	GAMES	SCHEDULE	OF SCHEDULE	RPI	RPI	RPI	RPI
DIV. I ONLY	4- 18	320	1- 0	245	282	326	326	23	23	
DIV. I NON-CONF.	2- 10	311	0- 0	245	299	331	331	24	24	
TOTALS	RPI 1-25	RPI 26-50	W-L RECORDS	RPI 51-100	RPI 101-150	RPI 150+				
4- 18	0- 0	0- 0	OVERALL	0- 4	0- 3	4- 11				
3- 7	0- 0	0- 0	HOME	0- 2	0- 1	3- 4				
1- 11	0- 0	0- 0	AWAY	0- 2	0- 2	1- 7				
0- 0	0- 0	0- 0	NEUTRAL	0- 0	0- 0	0- 0				
2- 10	0- 0	0- 0	NON-CONFERENCE	0- 2	0- 2	2- 6				
2- 3	0- 0	0- 0	HOME	0- 1	0- 0	2- 2				
0- 7	0- 0	0- 0	AWAY	0- 1	0- 2	0- 4				
0- 0	0- 0	0- 0	NEUTRAL	0- 0	0- 0	0- 0				
2- 8	0- 0	0- 0	CONFERENCE	0- 2	0- 1	2- 5				
1- 4	0- 0	0- 0	HOME	0- 1	0- 1	1- 2				
1- 4	0- 0	0- 0	AWAY	0- 1	0- 0	1- 3				
0- 0	0- 0	0- 0	NEUTRAL	0- 0	0- 0	0- 0				

RPI 1-25				RPI 26-50				RPI 51-100				RPI 101+				Team's RPI: 326	
RPI	S	Opponent	Score	RPI	S	Opponent	Score	RPI	S	Opponent	Score	RPI	S	Opponent	Score		
								75	A	Maine	46	67	104	H	Hartford	48	66
								75	H	Maine	45	69	115	A	Minnesota	47	70
								81	H	Princeton	42	90	139	A	South Fla.	36	79
								83	A	Northeastern	54	69	162	H	Stony Brook	63	82
													165	A	Boston U.	39	60
													210	H	Holy Cross	74	62
													223	H	Dartmouth	42	62
													237	A	Albany (NY)	41	59
													240	H	Sacred Heart	60	71
													241	A	Brown	70	76
													243	H	Binghamton	62	71
													270	A	Vermont	60	69
													297	A	Central Conn. St.	47	56
													298	A	UMBC	62	64
													300	H	Bryant	79	74
													309	A	North Dakota St.	51	56
													324	A	UMass Lowell	56	53
													324	H	UMass Lowell	54	46
LAST 12 Division I GAMES:																	
324	H	UMass Lowell	54	46	162	H	Stony Brook	63	82								
75	H	Maine	45	69	324	A	UMass Lowell	56	53								
237	A	Albany (NY)	41	59	243	H	Binghamton	62	71								
298	A	UMBC	62	64	75	A	Maine	46	67								
104	H	Hartford	48	66	81	H	Princeton	42	90								
270	A	Vermont	60	69	223	H	Dartmouth	42	62								

Non-Div I Games: U New England 68 44

New Hampshire

Loss, Non-Conf, S Site, H Home A Away N Neutral

Average RPI Win:	182	WON-LOST	WINNING	LAST 10	STRENGTH OF	OPP. STRENGTH	TEAM	ADJ.	CONF.	ADJ CONF.
Average RPI Loss:	160	RECORD	PCT. RANK	GAMES	SCHEDULE	OF SCHEDULE	RPI	RPI	RPI	RPI
DIV. I ONLY	18- 3	16	1- 0	183	129	49	49	15	15	
DIV. I NON-CONF.	10- 1	17	1- 0	107	161	28	28	13	13	
TOTALS	RPI 1-25	RPI 26-50	W-L RECORDS	RPI 51-100	RPI 101-150	RPI 150+				
18- 3	0- 0	1- 0	OVERALL	1- 1	3- 0	13- 2				
12- 1	0- 0	0- 0	HOME	1- 1	2- 0	9- 0				
6- 2	0- 0	1- 0	AWAY	0- 0	1- 0	4- 2				
0- 0	0- 0	0- 0	NEUTRAL	0- 0	0- 0	0- 0				
10- 1	0- 0	0- 0	NON-CONFERENCE	1- 1	2- 0	7- 0				
7- 1	0- 0	0- 0	HOME	1- 1	1- 0	5- 0				
3- 0	0- 0	0- 0	AWAY	0- 0	1- 0	2- 0				
0- 0	0- 0	0- 0	NEUTRAL	0- 0	0- 0	0- 0				
8- 2	0- 0	1- 0	CONFERENCE	0- 0	1- 0	6- 2				
5- 0	0- 0	0- 0	HOME	0- 0	1- 0	4- 0				
3- 2	0- 0	1- 0	AWAY	0- 0	0- 0	2- 2				
0- 0	0- 0	0- 0	NEUTRAL	0- 0	0- 0	0- 0				

RPI S	Opponent	Score	RPI S	Opponent	Score	Team's RPI: 49	RPI S	Opponent	Score	RPI S	Opponent	Score
			50	A Wyoming	78 75		53	H Auburn	76 79	104	H Hartford	72 65
							72	H SFA	74 33	112	A Houston	89 84
										121	H Fresno St.	82 73
										154	H Oklahoma	84 80
										167	A New Mexico St.	75 50
										167	H New Mexico St.	83 58
										178	H Texas St.	82 51
										201	A Utah St.	68 64
										211	A UNLV	57 66
										211	H UNLV	80 77
										216	A San Diego St.	59 61
										216	H San Diego St.	70 62
										238	H Sacramento St.	85 53
										245	A Nevada	66 64
										246	H Colorado St.	70 58
										249	H Air Force	78 57
										269	A Northern Ariz.	84 55
										280	H UTEP	69 51
LAST 12 Division I GAMES:												
72	H SFA	74 33	211	H UNLV	80 77							
104	H Hartford	72 65	50	A Wyoming	78 75							
53	H Auburn	76 79	216	H San Diego St.	70 62							
216	A San Diego St.	59 61	246	H Colorado St.	70 58							
121	H Fresno St.	82 73	211	A UNLV	57 66							
201	A Utah St.	68 64	245	A Nevada	66 64							

Non-Div I Games:

New Mexico

Average RPI Win:	277	WON-LOST	WINNING	LAST 10	STRENGTH OF	OPP. STRENGTH	TEAM	ADJ.	CONF.	ADJ CONF.
Average RPI Loss:	146	RECORD	PCT. RANK	GAMES	SCHEDULE	OF SCHEDULE	RPI	RPI	RPI	RPI
DIV. I ONLY	13- 6	79	1- 0	293	343	167	167	30	30	
DIV. I NON-CONF.	6- 5	143	1- 0	175	328	155	155	30	30	
TOTALS	RPI 1-25	RPI 26-50	W-L RECORDS	RPI 51-100	RPI 101-150	RPI 150+				
13- 6	0- 0	0- 2	OVERALL	0- 0	0- 1	13- 3				
5- 2	0- 0	0- 1	HOME	0- 0	0- 0	5- 1				
7- 3	0- 0	0- 1	AWAY	0- 0	0- 0	7- 2				
1- 1	0- 0	0- 0	NEUTRAL	0- 0	0- 1	1- 0				
6- 5	0- 0	0- 2	NON-CONFERENCE	0- 0	0- 1	6- 2				
1- 2	0- 0	0- 1	HOME	0- 0	0- 0	1- 1				
4- 2	0- 0	0- 1	AWAY	0- 0	0- 0	4- 1				
1- 1	0- 0	0- 0	NEUTRAL	0- 0	0- 1	1- 0				
7- 1	0- 0	0- 0	CONFERENCE	0- 0	0- 0	7- 1				
4- 0	0- 0	0- 0	HOME	0- 0	0- 0	4- 0				
3- 1	0- 0	0- 0	AWAY	0- 0	0- 0	3- 1				
0- 0	0- 0	0- 0	NEUTRAL	0- 0	0- 0	0- 0				

RPI S	Opponent	Score	RPI S	Opponent	Score	RPI S	Opponent	Score	RPI S	Opponent	Score
49	A New Mexico	58 83	49	H New Mexico	50 75				106	N South Alabama	67 68
									161	H Abilene Christian	46 58
									170	H Denver	66 64
									171	A UC Riverside	64 65
									213	H UTRGV	71 63
									219	A UMKC	90 86
									263	A A&M-Corpus Christi	67 65
									272	H Utah Valley	58 52
									275	A CSU Bakersfield	61 59
									280	A UTEP	69 65
									284	A Western Mich.	66 54
									285	H California Baptist	76 69
									304	A UC Santa Barbara	81 73
									340	A Grand Canyon	51 54
									341	H Seattle U	75 55
									346	A Chicago St.	87 66
									350	N Alcorn	82 64
LAST 12 Division I GAMES:											
350	N Alcorn	82 64	275	A CSU Bakersfield	61 59						
346	A Chicago St.	87 66	340	A Grand Canyon	51 54						
219	A UMKC	90 86	285	H California Baptist	76 69						
213	H UTRGV	71 63	304	A UC Santa Barbara	81 73						
272	H Utah Valley	58 52	171	A UC Riverside	64 65						
341	H Seattle U	75 55	106	N South Alabama	67 68						

Non-Div I Games: Tex. Permian Basin 70 38 Northern N.M. 101 51

New Mexico St.

Loss, Non-Conf, S Site, H Home A Away N Neutral

New Orleans

Through Games Of Feb. 6, 2019

Average RPI Win:	309	WON-LOST	WINNING	LAST 10	STRENGTH OF	OPP. STRENGTH	TEAM	ADJ.	CONF.	ADJ CONF.
Average RPI Loss:	180	RECORD	PCT. RANK	GAMES	SCHEDULE	OF SCHEDULE	RPI	RPI	RPI	RPI
DIV. I ONLY	5- 12	282	0- 0	328	246	314	314	25	25	
DIV. I NON-CONF.	1- 5	311	0- 0	131	88	231	231	23	23	
TOTALS	RPI 1-25	RPI 26-50	W-L RECORDS	RPI 51-100	RPI 101-150	RPI 150+				
5- 12	0- 0	0- 2	OVERALL	0- 2	0- 1	5- 7				
3- 4	0- 0	0- 0	HOME	0- 1	0- 0	3- 3				
2- 8	0- 0	0- 2	AWAY	0- 1	0- 1	2- 4				
0- 0	0- 0	0- 0	NEUTRAL	0- 0	0- 0	0- 0				
1- 5	0- 0	0- 2	NON-CONFERENCE	0- 0	0- 1	1- 2				
0- 1	0- 0	0- 0	HOME	0- 0	0- 0	0- 1				
1- 4	0- 0	0- 2	AWAY	0- 0	0- 1	1- 1				
0- 0	0- 0	0- 0	NEUTRAL	0- 0	0- 0	0- 0				
4- 7	0- 0	0- 0	CONFERENCE	0- 2	0- 0	4- 5				
3- 3	0- 0	0- 0	HOME	0- 1	0- 0	3- 2				
1- 4	0- 0	0- 0	AWAY	0- 1	0- 0	1- 3				
0- 0	0- 0	0- 0	NEUTRAL	0- 0	0- 0	0- 0				

RPI 1-25				RPI 26-50				RPI 51-100				RPI 101+ Team's RPI: 314			
RPI	S	Opponent	Score	RPI	S	Opponent	Score	RPI	S	Opponent	Score	RPI	S	Opponent	Score
				26	A	Miami (FL)	38 78	59	H	Lamar University	57 79	123	A	Pittsburgh	38 90
				35	A	Rice	56 67	72	A	SFA	38 97	161	H	Abilene Christian	52 59
												169	A	Xavier	45 61
												227	A	Memphis	66 59
												263	A	A&M-Corpus Christi	51 57
												289	H	Central Ark.	60 62
												312	H	La.-Monroe	44 57
												320	H	McNeese	88 76
												322	A	Incarnate Word	69 81
												322	H	Incarnate Word	58 55
												334	A	Houston Baptist	74 83
												339	A	Northwestern St.	67 62
												339	H	Northwestern St.	84 73
LAST 12 Division I GAMES:															
339	H	Northwestern St.	84 73	72	A	SFA	38 97	320	H	McNeese	88 76	59	H	Lamar University	57 79
322	H	Incarnate Word	58 55	320	H	McNeese	88 76	334	A	Houston Baptist	74 83	161	H	Abilene Christian	52 59
339	A	Northwestern St.	67 62	59	H	Lamar University	57 79	161	H	Abilene Christian	52 59	339	A	Northwestern St.	67 62
322	A	Incarnate Word	69 81	334	A	Houston Baptist	74 83	169	A	Xavier	45 61				
289	H	Central Ark.	60 62	161	H	Abilene Christian	52 59								
263	A	A&M-Corpus Christi	51 57	169	A	Xavier	45 61								

Non-Div I Games: Dillard 68 59 Centenary (LA) 104 42 Trinity Baptist 93 38

New Orleans

Loss, Non-Conf, S Site, H Home A Away N Neutral

Niagara

Through Games Of Feb. 6, 2019

Average RPI Win:	304	WON-LOST	WINNING	LAST 10	STRENGTH OF	OPP. STRENGTH	TEAM	ADJ.	CONF.	ADJ CONF.
Average RPI Loss:	121	RECORD	PCT. RANK	GAMES	SCHEDULE	OF SCHEDULE	RPI	RPI	RPI	RPI
DIV. I ONLY	11- 11	159	1- 0	289	174	224	224	27	27	
DIV. I NON-CONF.	4- 8	241	1- 0	159	81	238	238	28	28	
TOTALS	RPI 1-25	RPI 26-50	W-L RECORDS	RPI 51-100	RPI 101-150	RPI 150+				
11- 11	0- 3	0- 0	OVERALL	0- 3	0- 0	11- 5				
7- 4	0- 0	0- 0	HOME	0- 1	0- 0	7- 3				
3- 6	0- 3	0- 0	AWAY	0- 1	0- 0	3- 2				
1- 1	0- 0	0- 0	NEUTRAL	0- 1	0- 0	1- 0				
4- 8	0- 3	0- 0	NON-CONFERENCE	0- 2	0- 0	4- 3				
3- 2	0- 0	0- 0	HOME	0- 0	0- 0	3- 2				
0- 5	0- 3	0- 0	AWAY	0- 1	0- 0	0- 1				
1- 1	0- 0	0- 0	NEUTRAL	0- 1	0- 0	1- 0				
7- 3	0- 0	0- 0	CONFERENCE	0- 1	0- 0	7- 2				
4- 2	0- 0	0- 0	HOME	0- 1	0- 0	4- 1				
3- 1	0- 0	0- 0	AWAY	0- 0	0- 0	3- 1				
0- 0	0- 0	0- 0	NEUTRAL	0- 0	0- 0	0- 0				

RPI 1-25				RPI 26-50				RPI 51-100				RPI 101+ Team's RPI: 224			
RPI	S	Opponent	Score	RPI	S	Opponent	Score	RPI	S	Opponent	Score	RPI	S	Opponent	Score
10	A	Syracuse	45 94					63	H	Quinnipiac	55 96	151	H	Marist	58 87
11	A	Iowa St.	35 95					65	A	West Virginia	32 84	203	H	St. Bonaventure	48 76
24	A	Buffalo	61 88					89	N	Yale	64 67	218	H	Howard	61 68
												226	H	Colgate	74 69
												230	A	Monmouth	54 76
												243	H	Binghamton	79 72
												265	A	Saint Joseph's	54 68
												302	N	Morgan St.	67 57
												315	H	Coppin St.	71 69
												317	A	Manhattan	58 54
												317	H	Manhattan	61 51
												318	H	Fairfield	71 68
												321	A	Saint Peter's	75 66
												321	H	Saint Peter's	81 57
												332	A	Iona	58 46
												332	H	Iona	72 53
LAST 12 Division I GAMES:															
302	N	Morgan St.	67 57	318	H	Fairfield	71 68								
89	N	Yale	64 67	63	H	Quinnipiac	55 96								
332	H	Iona	72 53	332	A	Iona	58 46								
321	H	Saint Peter's	81 57	321	A	Saint Peter's	75 66								
230	A	Monmouth	54 76	317	H	Manhattan	61 51								
317	A	Manhattan	58 54	151	H	Marist	58 87								

Non-Div I Games:

Niagara

■ Loss,
 ■ Non-Conf,
 S Site,
 ■ Home
 ■ Away
 N Neutral

Average RPI Win:	295	WON-LOST	WINNING	LAST 10	STRENGTH OF	OPP. STRENGTH	TEAM	ADJ.	CONF.	ADJ CONF.
Average RPI Loss:	115	RECORD	PCT. RANK	GAMES	SCHEDULE	OF SCHEDULE	RPI	RPI	RPI	RPI
DIV. I ONLY	10- 9	149	0- 1	288	212	187	187	25	25	
DIV. I NON-CONF.	4- 6	212	0- 1	206	104	172	172	23	23	
TOTALS	RPI 1-25	RPI 26-50	W-L RECORDS	RPI 51-100	RPI 101-150	RPI 150+				
10- 9	0- 1	0- 0	OVERALL	0- 4	0- 1	10- 3				
5- 1	0- 0	0- 0	HOME	0- 0	0- 0	5- 1				
4- 7	0- 1	0- 0	AWAY	0- 4	0- 1	4- 1				
1- 1	0- 0	0- 0	NEUTRAL	0- 0	0- 0	1- 1				
4- 6	0- 1	0- 0	NON-CONFERENCE	0- 2	0- 1	4- 2				
1- 0	0- 0	0- 0	HOME	0- 0	0- 0	1- 0				
2- 5	0- 1	0- 0	AWAY	0- 2	0- 1	2- 1				
1- 1	0- 0	0- 0	NEUTRAL	0- 0	0- 0	1- 1				
6- 3	0- 0	0- 0	CONFERENCE	0- 2	0- 0	6- 1				
4- 1	0- 0	0- 0	HOME	0- 0	0- 0	4- 1				
2- 2	0- 0	0- 0	AWAY	0- 2	0- 0	2- 0				
0- 0	0- 0	0- 0	NEUTRAL	0- 0	0- 0	0- 0				

RPI 1-25				RPI 26-50				RPI 51-100				RPI 101+ Team's RPI: 187			
RPI	S	Opponent	Score	RPI	S	Opponent	Score	RPI	S	Opponent	Score	RPI	S	Opponent	Score
2	A	Baylor	39 100					53	A	Auburn	59 80	135	A	Tulane	46 71
								56	A	LSU	44 76	160	N	Delaware	56 71
								59	A	Lamar University	65 78	178	A	Texas St.	67 72
								72	A	SFA	62 70	239	N	Texas Southern	58 57
												263	H	A&M-Corpus Christi	85 55
												266	A	Southeastern La.	73 66
												280	A	UTEP	58 56
												289	A	Central Ark.	64 60
												301	H	Mississippi Val.	72 47
												312	A	La.-Monroe	55 54
												320	H	McNeese	68 69
												322	H	Incarinate Word	86 62
												334	H	Houston Baptist	77 54
												339	H	Northwestern St.	97 86
LAST 12 Division I GAMES:															
160	N	Delaware	56 71	320	H	McNeese	68 69								
178	A	Texas St.	67 72	334	H	Houston Baptist	77 54								
266	A	Southeastern La.	73 66	72	A	SFA	62 70								
59	A	Lamar University	65 78	322	H	Incarinate Word	86 62								
263	H	A&M-Corpus Christi	85 55	339	H	Northwestern St.	97 86								
289	A	Central Ark.	64 60	56	A	LSU	44 76								

Non-Div I Games: Southern-N.O. 86 49 William Carey 86 45

Nicholls St.

Loss, Non-Conf, S Site, H Home A Away N Neutral

Average RPI Win:	302	WON-LOST	WINNING	LAST 10	STRENGTH OF	OPP. STRENGTH	TEAM	ADJ.	CONF.	ADJ CONF.
Average RPI Loss:	171	RECORD	PCT. RANK	GAMES	SCHEDULE	OF SCHEDULE	RPI	RPI	RPI	RPI
DIV. I ONLY	9- 10	186	1- 0	332	311	267	267	32	32	
DIV. I NON-CONF.	3- 8	267	1- 0	268	188	296	296	32	32	
TOTALS	RPI 1-25	RPI 26-50	W-L RECORDS	RPI 51-100	RPI 101-150	RPI 150+				
9- 10	0- 0	0- 0	OVERALL	0- 2	0- 3	9- 5				
5- 3	0- 0	0- 0	HOME	0- 0	0- 1	5- 2				
3- 7	0- 0	0- 0	AWAY	0- 2	0- 2	3- 3				
1- 0	0- 0	0- 0	NEUTRAL	0- 0	0- 0	1- 0				
3- 8	0- 0	0- 0	NON-CONFERENCE	0- 2	0- 3	3- 3				
2- 2	0- 0	0- 0	HOME	0- 0	0- 1	2- 1				
0- 6	0- 0	0- 0	AWAY	0- 2	0- 2	0- 2				
1- 0	0- 0	0- 0	NEUTRAL	0- 0	0- 0	1- 0				
6- 2	0- 0	0- 0	CONFERENCE	0- 0	0- 0	6- 2				
3- 1	0- 0	0- 0	HOME	0- 0	0- 0	3- 1				
3- 1	0- 0	0- 0	AWAY	0- 0	0- 0	3- 1				
0- 0	0- 0	0- 0	NEUTRAL	0- 0	0- 0	0- 0				

RPI 1-25				RPI 26-50				RPI 51-100				RPI 101+				Team's RPI: 267	
RPI	S	Opponent	Score	RPI	S	Opponent	Score	RPI	S	Opponent	Score	RPI	S	Opponent	Score		
								66	A	Old Dominion	53	69	128	A	High Point	51	83
								96	A	Wake Forest	61	63	136	A	Lehigh	41	62
												150	H	William & Mary	44	55	
												179	H	UMES	43	59	
												198	A	Ole Miss	42	60	
												212	H	Navy	65	58	
												218	A	Howard	70	74	
												242	N	Liberty	66	53	
												254	H	Campbell	49	57	
												268	H	Bethune-Cookman	57	50	
												282	A	La Salle	52	62	
												292	A	South Carolina St.	57	50	
												315	A	Coppin St.	68	63	
												342	H	Longwood	74	42	
												347	H	Delaware St.	63	50	
												348	A	Savannah St.	78	42	
												349	H	Florida A&M	60	58	
LAST 12 Division I GAMES:																	
				242	N	Liberty	66	53	315	A	Coppin St.	68	63				
				218	A	Howard	70	74	349	H	Florida A&M	60	58				
				179	H	UMES	43	59	347	H	Delaware St.	63	50				
				292	A	South Carolina St.	57	50	96	A	Wake Forest	61	63				
				348	A	Savannah St.	78	42	150	H	William & Mary	44	55				
				268	H	Bethune-Cookman	57	50	128	A	High Point	51	83				

Non-Div I Games: Cheyney 93 40 Saint Augustine's 71 38

Norfolk St.

 Loss,
 Non-Conf,
 S Site,
 H Home
 A Away
N Neutral

Average RPI Win:	268	WON-LOST	WINNING	LAST 10	STRENGTH OF	OPP. STRENGTH	TEAM	ADJ.	CONF.	ADJ CONF.
Average RPI Loss:	103	RECORD	PCT. RANK	GAMES	SCHEDULE	OF SCHEDULE	RPI	RPI	RPI	RPI
DIV. I ONLY	12- 3	27	0- 0	340	232	147	147	24	24	
DIV. I NON-CONF.	5- 1	37	0- 0	348	168	165	165	27	27	
TOTALS	RPI 1-25	RPI 26-50	W-L RECORDS	RPI 51-100	RPI 101-150	RPI 150+				
12- 3	0- 0	0- 0	OVERALL	0- 2	0- 0	12- 1				
4- 1	0- 0	0- 0	HOME	0- 1	0- 0	4- 0				
6- 2	0- 0	0- 0	AWAY	0- 1	0- 0	6- 1				
2- 0	0- 0	0- 0	NEUTRAL	0- 0	0- 0	2- 0				
5- 1	0- 0	0- 0	NON-CONFERENCE	0- 0	0- 0	5- 1				
1- 0	0- 0	0- 0	HOME	0- 0	0- 0	1- 0				
2- 1	0- 0	0- 0	AWAY	0- 0	0- 0	2- 1				
2- 0	0- 0	0- 0	NEUTRAL	0- 0	0- 0	2- 0				
7- 2	0- 0	0- 0	CONFERENCE	0- 2	0- 0	7- 0				
3- 1	0- 0	0- 0	HOME	0- 1	0- 0	3- 0				
4- 1	0- 0	0- 0	AWAY	0- 1	0- 0	4- 0				
0- 0	0- 0	0- 0	NEUTRAL	0- 0	0- 0	0- 0				

RPI 1-25				RPI 26-50				RPI 51-100				RPI 101+ Team's RPI: 147					
RPI	S	Opponent	Score	RPI	S	Opponent	Score	RPI	S	Opponent	Score	RPI	S	Opponent	Score		
								70	A	FGCU	51	76	169	A	Xavier	81	94
								70	H	FGCU	52	68	172	A	Vanderbilt	74	71
													209	H	Stetson	71	55
													217	N	Southeast Mo. St.	80	67
													222	A	Jacksonville	62	59
													229	H	Alabama St.	68	42
													286	A	North Florida	70	64
													296	H	Kennesaw St.	80	55
													301	A	Mississippi Val.	86	72
													311	A	NJIT	77	54
													311	H	NJIT	72	60
													329	A	Lipscomb	81	60
													336	N	Western Caro.	89	66
LAST 12 Division I GAMES:																	
				70	A	FGCU	51	76					311	H	NJIT	72	60
				329	A	Lipscomb	81	60					70	H	FGCU	52	68
				311	A	NJIT	77	54					286	A	North Florida	70	64
				296	H	Kennesaw St.	80	55					301	A	Mississippi Val.	86	72
				209	H	Stetson	71	55					169	A	Xavier	81	94
				222	A	Jacksonville	62	59					336	N	Western Caro.	89	66

Non-Div I Games: Stillman 99 43 Martin Methodist 79 48 Lane 98 57 Blue Mountain (MS) 70 42
North Ala.

Loss, Non-Conf, S Site, H Home A Away N Neutral

North Carolina

Through Games Of Feb. 6, 2019

Average RPI Win:	105	WON-LOST	WINNING	LAST 10	STRENGTH OF	OPP. STRENGTH	TEAM	ADJ.	CONF.	ADJ CONF.
Average RPI Loss:	50	RECORD	PCT. RANK	GAMES	SCHEDULE	OF SCHEDULE	RPI	RPI	RPI	RPI
DIV. I ONLY	14- 9	113	1- 0	2	22	20	20	1	1	
DIV. I NON-CONF.	9- 5	105	0- 0	36	82	51	51	1	1	
TOTALS	RPI 1-25	RPI 26-50	W-L RECORDS	RPI 51-100	RPI 101-150	RPI 150+				
14- 9	2- 3	3- 2	OVERALL	3- 3	3- 1	3- 0				
8- 2	1- 1	1- 0	HOME	2- 1	2- 0	2- 0				
3- 5	1- 2	0- 1	AWAY	1- 1	0- 1	1- 0				
3- 2	0- 0	2- 1	NEUTRAL	0- 1	1- 0	0- 0				
9- 5	0- 0	2- 1	NON-CONFERENCE	1- 3	3- 1	3- 0				
5- 1	0- 0	0- 0	HOME	1- 1	2- 0	2- 0				
1- 2	0- 0	0- 0	AWAY	0- 1	0- 1	1- 0				
3- 2	0- 0	2- 1	NEUTRAL	0- 1	1- 0	0- 0				
5- 4	2- 3	1- 1	CONFERENCE	2- 0	0- 0	0- 0				
3- 1	1- 1	1- 0	HOME	1- 0	0- 0	0- 0				
2- 3	1- 2	0- 1	AWAY	1- 0	0- 0	0- 0				
0- 0	0- 0	0- 0	NEUTRAL	0- 0	0- 0	0- 0				

RPI S	Opponent	Score	RPI S	Opponent	Score	RPI S	Opponent	Score	RPI S	Opponent	Score
1	H Notre Dame	78 73	26	A Miami (FL)	68 76	53	N Auburn	81 86	116	H VCU	59 47
3	A Louisville	66 73	32	N Kentucky	75 85	57	A Virginia Tech	81 69	119	H UNCW	82 55
9	A NC State	64 51	35	N Rice	71 50	75	H Maine	73 85	130	A Colorado	74 86
10	A Syracuse	77 90	42	H Georgia Tech	91 90	82	H Kent St.	73 60	139	N South Fla.	71 69
22	H Florida St.	63 64	45	N UCLA	83 49	96	H Wake Forest	84 61	197	A Elon	100 69
						98	A Ohio St.	69 76	218	H Howard	85 63
									307	H UNC Greensboro	83 62
LAST 12 Division I GAMES:											
9	A NC State	64 51	10	A Syracuse	77 90						
42	H Georgia Tech	91 90	22	H Florida St.	63 64						
1	H Notre Dame	78 73	3	A Louisville	66 73						
57	A Virginia Tech	81 69	218	H Howard	85 63						
26	A Miami (FL)	68 76	53	N Auburn	81 86						
96	H Wake Forest	84 61	35	N Rice	71 50						

Non-Div I Games:

North Carolina

Loss, Non-Conf, S Site, H Home A Away N Neutral

North Dakota

Through Games Of Feb. 6, 2019

Average RPI Win:	267	WON-LOST	WINNING	LAST 10	STRENGTH OF	OPP. STRENGTH	TEAM	ADJ.	CONF.	ADJ CONF.
Average RPI Loss:	147	RECORD	PCT. RANK	GAMES	SCHEDULE	OF SCHEDULE	RPI	RPI	RPI	RPI
DIV. I ONLY	8- 14	248	1- 0	244	161	221	221	18	18	
DIV. I NON-CONF.	4- 8	241	0- 0	201	109	193	193	18	18	
TOTALS	RPI 1-25	RPI 26-50	W-L RECORDS	RPI 51-100	RPI 101-150	RPI 150+				
8- 14	0- 2	0- 2	OVERALL	0- 1	0- 1	8- 8				
2- 4	0- 0	0- 2	HOME	0- 0	0- 0	2- 2				
4- 10	0- 2	0- 0	AWAY	0- 1	0- 1	4- 6				
2- 0	0- 0	0- 0	NEUTRAL	0- 0	0- 0	2- 0				
4- 8	0- 2	0- 0	NON-CONFERENCE	0- 1	0- 1	4- 4				
0- 1	0- 0	0- 0	HOME	0- 0	0- 0	0- 1				
2- 7	0- 2	0- 0	AWAY	0- 1	0- 1	2- 3				
2- 0	0- 0	0- 0	NEUTRAL	0- 0	0- 0	2- 0				
4- 6	0- 0	0- 2	CONFERENCE	0- 0	0- 0	4- 4				
2- 3	0- 0	0- 2	HOME	0- 0	0- 0	2- 1				
2- 3	0- 0	0- 0	AWAY	0- 0	0- 0	2- 3				
0- 0	0- 0	0- 0	NEUTRAL	0- 0	0- 0	2- 0				

RPI S	Opponent	Score	RPI S	Opponent	Score	RPI S	Opponent	Score	RPI S	Opponent	Score	Team's RPI: 221
10	A Syracuse	49 85	28	H South Dakota St.	48 66	93	A UNI	60 64	124	A Penn St.	68 75	
11	A Iowa St.	35 87	40	H South Dakota	50 80				170	A Denver	66 87	
									180	A Oral Roberts	75 67	
									188	A Illinois St.	55 67	
									190	H Milwaukee	46 64	
									206	A Massachusetts	59 52	
									209	A Stetson	63 74	
									215	A Rhode Island	63 77	
									220	N San Francisco	100 97	
									233	A Western Ill.	90 111	
									233	H Western Ill.	80 92	
									284	N Western Mich.	62 50	
									294	A Valparaiso	62 56	
									309	A North Dakota St.	57 69	
									310	A Omaha	69 68	
									310	H Omaha	68 57	
									333	H Purdue Fort Wayne	79 60	
LAST 12 Division I GAMES:												
310	A Omaha	69 68	310	H Omaha	68 57							
233	A Western Ill.	90 111	170	A Denver	66 87							
40	H South Dakota	50 80	180	A Oral Roberts	75 67							
309	A North Dakota St.	57 69	333	H Purdue Fort Wayne	79 60							
28	H South Dakota St.	48 66	220	N San Francisco	100 97							
233	H Western Ill.	80 92	284	N Western Mich.	62 50							

Non-Div I Games: Mayville St. 84 50

North Dakota

Loss, Non-Conf, S Site, H Home A Away N Neutral

Average RPI Win:	281	WON-LOST	WINNING	LAST 10	STRENGTH OF	OPP. STRENGTH	TEAM	ADJ.	CONF.	ADJ CONF.
Average RPI Loss:	162	RECORD	PCT. RANK	GAMES	SCHEDULE	OF SCHEDULE	RPI	RPI	RPI	RPI
DIV. I ONLY	5- 15	300	0- 1	279	193	309	309	18	18	
DIV. I NON-CONF.	2- 9	297	0- 0	297	187	329	329	18	18	
TOTALS	RPI 1-25	RPI 26-50	W-L RECORDS	RPI 51-100	RPI 101-150	RPI 150+				
5- 15	0- 0	0- 2	OVERALL	0- 3	0- 0	5- 10				
4- 4	0- 0	0- 1	HOME	0- 1	0- 0	4- 2				
1- 9	0- 0	0- 1	AWAY	0- 2	0- 0	1- 6				
0- 2	0- 0	0- 0	NEUTRAL	0- 0	0- 0	0- 2				
2- 9	0- 0	0- 0	NON-CONFERENCE	0- 3	0- 0	2- 6				
1- 3	0- 0	0- 0	HOME	0- 1	0- 0	1- 2				
1- 4	0- 0	0- 0	AWAY	0- 2	0- 0	1- 2				
0- 2	0- 0	0- 0	NEUTRAL	0- 0	0- 0	0- 2				
3- 6	0- 0	0- 2	CONFERENCE	0- 0	0- 0	3- 4				
3- 1	0- 0	0- 1	HOME	0- 0	0- 0	3- 0				
0- 5	0- 0	0- 1	AWAY	0- 0	0- 0	0- 4				
0- 0	0- 0	0- 0	NEUTRAL	0- 0	0- 0	0- 0				

RPI 1-25				RPI 26-50				RPI 51-100				RPI 101+				Team's RPI: 309	
RPI	S	Opponent	Score	RPI	S	Opponent	Score	RPI	S	Opponent	Score	RPI	S	Opponent	Score		
				28	A	South Dakota St.	33 86	78	A	Pacific	68 75	170	A	Denver	54 81		
				40	H	South Dakota	41 67	95	A	Northern Ill.	63 81	177	N	North Texas	78 92		
								100	H	Creighton	51 86	180	A	Oral Roberts	72 101		
												181	A	Wisconsin	53 64		
												190	H	Milwaukee	55 57		
												209	A	Stetson	59 60		
												219	H	UMKC	59 69		
												220	N	San Francisco	42 75		
												221	H	North Dakota	69 57		
												233	A	Western Ill.	70 82		
												233	H	Western Ill.	68 60		
												294	A	Valparaiso	51 48		
												310	A	Omaha	61 78		
												326	H	New Hampshire	56 51		
												333	H	Purdue Fort Wayne	70 54		
LAST 12 Division I GAMES:																	
233	A	Western Ill.	70 82	310	A	Omaha	61 78										
180	A	Oral Roberts	72 101	40	H	South Dakota	41 67										
28	A	South Dakota St.	33 86	333	H	Purdue Fort Wayne	70 54										
221	H	North Dakota	69 57	209	A	Stetson	59 60										
170	A	Denver	54 81	220	N	San Francisco	42 75										
233	H	Western Ill.	68 60	294	A	Valparaiso	51 48										

Non-Div I Games: Mayville St. 49 43

North Dakota St.

■ Loss,
 ■ Non-Conf, S Site,
 ■ Home
 ■ Away
 N Neutral

North Florida

Through Games Of Feb. 6, 2019

Average RPI Win:	306	WON-LOST	WINNING	LAST 10	STRENGTH OF	OPP. STRENGTH	TEAM	ADJ.	CONF.	ADJ CONF.
Average RPI Loss:	166	RECORD	PCT. RANK	GAMES	SCHEDULE	OF SCHEDULE	RPI	RPI	RPI	RPI
DIV. I ONLY	7- 11	238	1- 0	299	277	286	286	24	24	
DIV. I NON-CONF.	3- 6	241	0- 0	311	290	321	321	27	27	
TOTALS	RPI 1-25	RPI 26-50	W-L RECORDS	RPI 51-100	RPI 101-150	RPI 150+				
7- 11	0- 1	0- 1	OVERALL	0- 2	0- 1	7- 6				
5- 4	0- 0	0- 0	HOME	0- 1	0- 1	5- 2				
2- 7	0- 1	0- 1	AWAY	0- 1	0- 0	2- 4				
0- 0	0- 0	0- 0	NEUTRAL	0- 0	0- 0	0- 0				
3- 6	0- 1	0- 1	NON-CONFERENCE	0- 0	0- 0	3- 4				
3- 1	0- 0	0- 0	HOME	0- 0	0- 0	3- 1				
0- 5	0- 1	0- 1	AWAY	0- 0	0- 0	0- 3				
0- 0	0- 0	0- 0	NEUTRAL	0- 0	0- 0	0- 0				
4- 5	0- 0	0- 0	CONFERENCE	0- 2	0- 1	4- 2				
2- 3	0- 0	0- 0	HOME	0- 1	0- 1	2- 1				
2- 2	0- 0	0- 0	AWAY	0- 1	0- 0	2- 1				
0- 0	0- 0	0- 0	NEUTRAL	0- 0	0- 0	0- 0				

RPI S	Opponent	Score	RPI S	Opponent	Score	RPI S	Opponent	Score	RPI S	Opponent	Score	Team's RPI: 286
22	A Florida St.	53 74	39	A Indiana	52 75	70	A FGCU	48 80	147	H North Ala.	64 70	
						70	H FGCU	66 105	198	A Ole Miss	69 82	
									209	H Stetson	71 57	
									222	H Jacksonville	72 80	
									242	A Liberty	53 69	
									246	A Colorado St.	59 61	
									268	A Bethune-Cookman	60 76	
									296	A Kennesaw St.	71 60	
									303	H Alabama A&M	62 63	
									313	H FIU	62 53	
									316	H Charleston So.	82 76	
									329	A Lipscomb	68 53	
									329	H Lipscomb	72 66	
									349	H Florida A&M	64 53	
LAST 12 Division I GAMES:												
329	H Lipscomb	72 66	70	H FGCU	66 105	329	A Lipscomb	68 53				
296	A Kennesaw St.	71 60	147	H North Ala.	64 70	198	A Ole Miss	69 82				
70	A FGCU	48 80	303	H Alabama A&M	62 63	268	A Bethune-Cookman	60 76				
222	H Jacksonville	72 80										
242	A Liberty	53 69										
209	H Stetson	71 57										

Non-Div I Games: Trinity Baptist 99 40 Warner 67 36

North Florida

Loss, Non-Conf, S Site, H Home A Away N Neutral

North Texas

Through Games Of Feb. 6, 2019

Average RPI Win:	221	WON-LOST	WINNING	LAST 10	STRENGTH OF	OPP. STRENGTH	TEAM	ADJ.	CONF.	ADJ CONF.
Average RPI Loss:	113	RECORD	PCT. RANK	GAMES	SCHEDULE	OF SCHEDULE	RPI	RPI	RPI	RPI
DIV. I ONLY	8- 10	213	1- 0	114	137	177	177	14	14	
DIV. I NON-CONF.	4- 5	190	0- 0	207	137	235	235	19	19	
TOTALS	RPI 1-25	RPI 26-50	W-L RECORDS	RPI 51-100	RPI 101-150	RPI 150+				
8- 10	0- 0	0- 3	OVERALL	1- 3	0- 1	7- 3				
5- 4	0- 0	0- 1	HOME	1- 1	0- 0	4- 2				
2- 5	0- 0	0- 1	AWAY	0- 2	0- 1	2- 1				
1- 1	0- 0	0- 1	NEUTRAL	0- 0	0- 0	1- 0				
4- 5	0- 0	0- 2	NON-CONFERENCE	1- 1	0- 0	3- 2				
3- 2	0- 0	0- 1	HOME	1- 0	0- 0	2- 1				
0- 2	0- 0	0- 0	AWAY	0- 1	0- 0	0- 1				
1- 1	0- 0	0- 1	NEUTRAL	0- 0	0- 0	1- 0				
4- 5	0- 0	0- 1	CONFERENCE	0- 2	0- 1	4- 1				
2- 2	0- 0	0- 0	HOME	0- 1	0- 0	2- 1				
2- 3	0- 0	0- 1	AWAY	0- 1	0- 1	2- 0				
0- 0	0- 0	0- 0	NEUTRAL	0- 0	0- 0	0- 0				

RPI 1-25				RPI 26-50				RPI 51-100				RPI 101+				Team's RPI: 177	
RPI	S	Opponent	Score	RPI	S	Opponent	Score	RPI	S	Opponent	Score	RPI	S	Opponent	Score		
				31	H	Texas	54 64	52	A	Kansas St.	42 60	143	A	UAB	60 70		
				35	A	Rice	52 64	61	A	Middle Tenn.	46 61	157	A	Louisiana Tech	65 54		
				50	N	Wyoming	49 53	66	H	Old Dominion	71 72	164	H	Charlotte	68 63		
								67	H	Missouri St.	83 76	185	A	Southern Miss.	62 48		
												201	H	Utah St.	41 57		
												207	A	SMU	66 73		
												275	H	CSU Bakersfield	71 59		
												279	H	UTSA	54 57		
												280	H	UTEP	70 51		
												309	N	North Dakota St.	92 78		
												334	H	Houston Baptist	100 75		
LAST 12 Division I GAMES:																	
				164	H	Charlotte	68 63	280	H	UTEP	70 51						
				66	H	Old Dominion	71 72	185	A	Southern Miss.	62 48						
				61	A	Middle Tenn.	46 61	157	A	Louisiana Tech	65 54						
				143	A	UAB	60 70	275	H	CSU Bakersfield	71 59						
				35	A	Rice	52 64	201	H	Utah St.	41 57						
				279	H	UTSA	54 57	334	H	Houston Baptist	100 75						

Non-Div I Games: Mid-Amer. Christian82 35 Xavier (LA) 59 46 Okla. Panhandle 93 52

North Texas

Loss, Non-Conf, S Site, H Home A Away N Neutral

Northeastern

Through Games Of Feb. 6, 2019

Average RPI Win:	192	WON-LOST	WINNING	LAST 10	STRENGTH OF	OPP. STRENGTH	TEAM	ADJ.	CONF.	ADJ CONF.
Average RPI Loss:	128	RECORD	PCT. RANK	GAMES	SCHEDULE	OF SCHEDULE	RPI	RPI	RPI	RPI
DIV. I ONLY	14- 6	68	0- 1	160	160	83	83	10	10	
DIV. I NON-CONF.	10- 1	17	0- 0	183	222	34	34	11	11	
TOTALS	RPI 1-25	RPI 26-50	W-L RECORDS	RPI 51-100	RPI 101-150	RPI 150+				
14- 6	0- 0	0- 1	OVERALL	1- 1	4- 2	9- 2				
9- 1	0- 0	0- 0	HOME	1- 1	2- 0	6- 0				
5- 5	0- 0	0- 1	AWAY	0- 0	2- 2	3- 2				
0- 0	0- 0	0- 0	NEUTRAL	0- 0	0- 0	0- 0				
10- 1	0- 0	0- 0	NON-CONFERENCE	1- 0	3- 0	6- 1				
6- 0	0- 0	0- 0	HOME	1- 0	1- 0	4- 0				
4- 1	0- 0	0- 0	AWAY	0- 0	2- 0	2- 1				
0- 0	0- 0	0- 0	NEUTRAL	0- 0	0- 0	0- 0				
4- 5	0- 0	0- 1	CONFERENCE	0- 1	1- 2	3- 1				
3- 1	0- 0	0- 0	HOME	0- 1	1- 0	2- 0				
1- 4	0- 0	0- 1	AWAY	0- 0	0- 2	1- 1				
0- 0	0- 0	0- 0	NEUTRAL	0- 0	0- 0	0- 0				

RPI 1-25				RPI 26-50				RPI 51-100				Team's RPI: 83		RPI 101+			
RPI	S	Opponent	Score	RPI	S	Opponent	Score	RPI	S	Opponent	Score			RPI	S	Opponent	Score
				41	A	James Madison	49 84	75	H	Maine	63 55			102	A	Providence	65 59
								86	H	Drexel	59 61			108	A	Dayton	84 79
														119	A	UNCW	70 83
														120	A	Towson	83 88
														137	H	Fordham	58 54
														150	H	William & Mary	88 74
														151	A	Marist	84 90
														160	H	Delaware	75 62
														165	H	Boston U.	81 51
														197	H	Elon	79 71
														206	H	Massachusetts	53 52
														208	A	Florida	79 66
														249	H	Air Force	54 41
														252	A	Hofstra	61 78
														291	A	Col. of Charleston	87 56
														318	A	Fairfield	59 50
														326	H	New Hampshire	69 54
LAST 12 Division I GAMES:																	
				119	A	UNCW	70 83					120	A	Towson	83 88		
				291	A	Col. of Charleston	87 56					150	H	William & Mary	88 74		
				252	A	Hofstra	61 78					197	H	Elon	79 71		
				160	H	Delaware	75 62					75	H	Maine	63 55		
				86	H	Drexel	59 61					151	A	Marist	84 90		
				41	A	James Madison	49 84					102	A	Providence	65 59		

Non-Div I Games:

Northeastern

■ Loss,
 ■ Non-Conf, S Site,
 ■ Home
 ■ Away
 N Neutral

Non-Conference RPI				Through Games Of Feb. 6, 1919						
Average RPI Win:	237	WON-LOST	WINNING	LAST 10	STRENGTH OF	OPP. STRENGTH	TEAM	ADJ.	CONF.	ADJ CONF.
Average RPI Loss:	151	RECORD	PCT. RANK	GAMES	SCHEDULE	OF SCHEDULE	RPI	RPI	RPI	RPI
DIV. I ONLY	6- 14	274	0- 1	249	127	269	269	16	16	
DIV. I NON-CONF.	4- 5	190	0- 1	235	100	200	200	12	12	

TOTALS	RPI 1-25	RPI 26-50		W-L RECORDS		RPI 51-100	RPI 101-150	RPI 150+		
6- 14	0- 0	0- 1		OVERALL		0- 3	2- 4	4- 6		
3- 5	0- 0	0- 1		HOME		0- 2	1- 0	2- 2		
3- 8	0- 0	0- 0		AWAY		0- 1	1- 4	2- 3		
0- 1	0- 0	0- 0		NEUTRAL		0- 0	0- 0	0- 1		
4- 5	0- 0	0- 1		NON-CONFERENCE		0- 1	2- 1	2- 2		
2- 1	0- 0	0- 1		HOME		0- 0	1- 0	1- 0		
2- 3	0- 0	0- 0		AWAY		0- 1	1- 1	1- 1		
0- 1	0- 0	0- 0		NEUTRAL		0- 0	0- 0	0- 1		
2- 9	0- 0	0- 0		CONFERENCE		0- 2	0- 3	2- 4		
1- 4	0- 0	0- 0		HOME		0- 2	0- 0	1- 2		
1- 5	0- 0	0- 0		AWAY		0- 0	0- 3	1- 2		
0- 0	0- 0	0- 0		NEUTRAL		0- 0	0- 0	0- 0		

RPI 1-25				RPI 26-50				RPI 51-100				RPI 101+				Team's RPI: 269	
RPI	S	Opponent	Score	RPI	S	Opponent	Score	RPI	S	Opponent	Score	RPI	S	Opponent	Score		
				49	H	New Mexico	55 84	69	A	Arizona	47 71	109	A	Northern Colo.	53 63		
								77	H	Idaho St.	69 80	111	A	Loyola Marymount	63 62		
								94	H	Idaho	69 86	121	H	Fresno St.	86 73		
												133	A	Washington	59 81		
												140	A	Montana St.	70 80		
												145	A	Montana	62 78		
												163	A	Portland St.	55 72		
												191	H	Eastern Wash.	62 64		
												207	N	SMU	48 55		
												238	A	Sacramento St.	61 65		
												246	A	Colorado St.	54 65		
												257	A	Southern Utah	78 69		
												257	H	Southern Utah	76 82		
												285	H	California Baptist	91 88		
												308	H	Weber St.	74 64		
												341	A	Seattle U	65 58		
LAST 12 Division I GAMES:																	
				207	N	SMU	48 55	238	A	Sacramento St.	61 65						
				191	H	Eastern Wash.	62 64	257	H	Southern Utah	76 82						
				94	H	Idaho	69 86	77	H	Idaho St.	69 80						
				257	A	Southern Utah	78 69	308	H	Weber St.	74 64						
				109	A	Northern Colo.	53 63	140	A	Montana St.	70 80						
				163	A	Portland St.	55 72	145	A	Montana	62 78						

Non-Div I Games:

Northern Ariz.

Loss, Non-Conf, S Site, H Home A Away N Neutral

Average RPI Win:	182	WON-LOST	WINNING	LAST 10	STRENGTH OF	OPP. STRENGTH	TEAM	ADJ.	CONF.	ADJ CONF.
Average RPI Loss:	153	RECORD	PCT. RANK	GAMES	SCHEDULE	OF SCHEDULE	RPI	RPI	RPI	RPI
DIV. I ONLY	14- 6	68	1- 0	223	97	109	109	16	16	
DIV. I NON-CONF.	5- 4	139	0- 0	237	25	119	119	12	12	
TOTALS	RPI 1-25	RPI 26-50	W-L RECORDS	RPI 51-100	RPI 101-150	RPI 150+				
14- 6	0- 0	0- 1	OVERALL	2- 1	3- 2	9- 2				
7- 2	0- 0	0- 0	HOME	1- 0	1- 1	5- 1				
7- 4	0- 0	0- 1	AWAY	1- 1	2- 1	4- 1				
0- 0	0- 0	0- 0	NEUTRAL	0- 0	0- 0	0- 0				
5- 4	0- 0	0- 1	NON-CONFERENCE	0- 1	1- 1	4- 1				
3- 0	0- 0	0- 0	HOME	0- 0	1- 0	2- 0				
2- 4	0- 0	0- 1	AWAY	0- 1	0- 1	2- 1				
0- 0	0- 0	0- 0	NEUTRAL	0- 0	0- 0	0- 0				
9- 2	0- 0	0- 0	CONFERENCE	2- 0	2- 1	5- 1				
4- 2	0- 0	0- 0	HOME	1- 0	0- 1	3- 1				
5- 0	0- 0	0- 0	AWAY	1- 0	2- 0	2- 0				
0- 0	0- 0	0- 0	NEUTRAL	0- 0	0- 0	0- 0				

RPI 1-25				RPI 26-50				RPI 51-100				RPI 101+				Team's RPI: 109	
RPI	S	Opponent	Score	RPI	S	Opponent	Score	RPI	S	Opponent	Score	RPI	S	Opponent	Score		
				33	A	BYU	50 70	56	A	LSU	57 62	129	H	Chattanooga	68 65		
								77	H	Idaho St.	60 56	130	A	Colorado	69 77		
								94	A	Idaho	86 72	140	A	Montana St.	84 73		
												140	H	Montana St.	66 79		
												145	A	Montana	73 62		
												163	H	Portland St.	79 63		
												170	H	Denver	74 66		
												191	A	Eastern Wash.	67 62		
												207	H	SMU	58 57		
												220	A	San Francisco	68 63		
												238	H	Sacramento St.	82 69		
												246	A	Colorado St.	53 47		
												249	A	Air Force	57 69		
												257	A	Southern Utah	71 44		
												269	H	Northern Ariz.	63 53		
												308	H	Weber St.	54 55		
LAST 12 Division I GAMES:																	
				140	A	Montana St.	84 73	145	A	Montana	73 62						
				269	H	Northern Ariz.	63 53	191	A	Eastern Wash.	67 62						
				257	A	Southern Utah	71 44	94	A	Idaho	86 72						
				77	H	Idaho St.	60 56	163	H	Portland St.	79 63						
				308	H	Weber St.	54 55	238	H	Sacramento St.	82 69						
				140	H	Montana St.	66 79	33	A	BYU	50 70						

Non-Div I Games:

Northern Colo.

■ Loss,
 ■ Non-Conf, S Site,
 ■ Home
 ■ Away
 N Neutral

Average RPI Win:	205	WON-LOST	WINNING	LAST 10	STRENGTH OF	OPP. STRENGTH	TEAM	ADJ.	CONF.	ADJ CONF.
Average RPI Loss:	65	RECORD	PCT. RANK	GAMES	SCHEDULE	OF SCHEDULE	RPI	RPI	RPI	RPI
DIV. I ONLY	13- 8	106	1- 0	98	100	95	95	7	7	
DIV. I NON-CONF.	8- 4	91	1- 0	226	129	109	109	8	8	
TOTALS	RPI 1-25	RPI 26-50	W-L RECORDS	RPI 51-100	RPI 101-150	RPI 150+				
13- 8	0- 3	0- 2	OVERALL	3- 1	1- 1	9- 1				
9- 2	0- 1	0- 1	HOME	3- 0	1- 0	5- 0				
2- 6	0- 2	0- 1	AWAY	0- 1	0- 1	2- 1				
2- 0	0- 0	0- 0	NEUTRAL	0- 0	0- 0	2- 0				
8- 4	0- 1	0- 1	NON-CONFERENCE	2- 0	0- 1	6- 1				
6- 0	0- 0	0- 0	HOME	2- 0	0- 0	4- 0				
0- 4	0- 1	0- 1	AWAY	0- 0	0- 1	0- 1				
2- 0	0- 0	0- 0	NEUTRAL	0- 0	0- 0	2- 0				
5- 4	0- 2	0- 1	CONFERENCE	1- 1	1- 0	3- 0				
3- 2	0- 1	0- 1	HOME	1- 0	1- 0	1- 0				
2- 2	0- 1	0- 0	AWAY	0- 1	0- 0	2- 0				
0- 0	0- 0	0- 0	NEUTRAL	0- 0	0- 0	0- 0				

RPI 1-25				RPI 26-50				RPI 51-100				Team's RPI: 95	RPI 101+			
RPI	S	Opponent	Score	RPI	S	Opponent	Score	RPI	S	Opponent	Score		RPI	S	Opponent	Score
11	A	Iowa St.	60 70	37	H	Ohio	53 69	55	H	Miami (OH)	82 71		142	H	Akron	70 59
24	A	Buffalo	64 93	39	A	Indiana	73 91	82	A	Kent St.	78 87		145	A	Montana	70 86
25	H	Central Mich.	66 89					89	H	Yale	89 80		155	A	Southern Ill.	73 82
								93	H	UNI	70 59		184	A	Eastern Mich.	68 65
													228	A	Bowling Green	66 52
													228	H	Bowling Green	88 47
													233	N	Western Ill.	86 61
													241	H	Brown	109 102
													245	N	Nevada	98 69
													276	H	Eastern Ill.	78 59
													309	H	North Dakota St.	81 63
													346	H	Chicago St.	114 52
LAST 12 Division I GAMES:																
245	N	Nevada	98 69	37	H	Ohio	53 69	142	H	Akron	70 59		228	A	Bowling Green	66 52
93	H	UNI	70 59	25	H	Central Mich.	66 89	82	A	Kent St.	78 87		55	H	Miami (OH)	82 71
11	A	Iowa St.	60 70													
228	H	Bowling Green	88 47													
184	A	Eastern Mich.	68 65													
24	A	Buffalo	64 93													

Non-Div I Games:

Northern Ill.

■ Loss,
■ Non-Conf,
■ S Site,
■ H Home
■ A Away
N Neutral

Average RPI Win:	270	WON-LOST	WINNING	LAST 10	STRENGTH OF	OPP. STRENGTH	TEAM	ADJ.	CONF.	ADJ CONF.
Average RPI Loss:	141	RECORD	PCT. RANK	GAMES	SCHEDULE	OF SCHEDULE	RPI	RPI	RPI	RPI
DIV. I ONLY	6- 14	274	1- 0	204	186	281	281	20	20	
DIV. I NON-CONF.	0- 9	336	0- 0	96	130	304	304	17	17	
TOTALS	RPI 1-25	RPI 26-50	W-L RECORDS	RPI 51-100	RPI 101-150	RPI 150+				
6- 14	0- 1	0- 0	OVERALL	0- 4	1- 5	5- 4				
5- 4	0- 0	0- 0	HOME	0- 3	1- 0	4- 1				
1- 7	0- 1	0- 0	AWAY	0- 1	0- 3	1- 2				
0- 3	0- 0	0- 0	NEUTRAL	0- 0	0- 2	0- 1				
0- 9	0- 1	0- 0	NON-CONFERENCE	0- 2	0- 3	0- 3				
0- 2	0- 0	0- 0	HOME	0- 1	0- 0	0- 1				
0- 4	0- 1	0- 0	AWAY	0- 1	0- 1	0- 1				
0- 3	0- 0	0- 0	NEUTRAL	0- 0	0- 2	0- 1				
6- 5	0- 0	0- 0	CONFERENCE	0- 2	1- 2	5- 1				
5- 2	0- 0	0- 0	HOME	0- 2	1- 0	4- 0				
1- 3	0- 0	0- 0	AWAY	0- 0	0- 2	1- 1				
0- 0	0- 0	0- 0	NEUTRAL	0- 0	0- 0	0- 0				

RPI 1-25				RPI 26-50				RPI 51-100				RPI 101+ Team's RPI: 281			
RPI	S	Opponent	Score	RPI	S	Opponent	Score	RPI	S	Opponent	Score	RPI	S	Opponent	Score
3	A	Louisville	59 92					64	H	Belmont	53 71	102	A	Providence	43 48
								71	H	Green Bay	61 81	127	A	Youngstown St.	66 77
								82	A	Kent St.	61 62	132	N	Pepperdine	46 51
								84	H	Wright St.	55 61	134	A	IUPUI	48 70
												134	H	IUPUI	60 57
												142	N	Akron	60 77
												188	H	Illinois St.	53 58
												190	H	Milwaukee	55 54
												274	A	Cleveland St.	47 76
												282	N	La Salle	56 74
												283	A	Austin Peay	48 52
												306	H	Oakland	72 50
												330	H	Detroit Mercy	68 56
												331	A	UIC	67 49
												331	H	UIC	78 44
LAST 12 Division I GAMES:															
331	H	UIC	78 44	84	H	Wright St.	55 61								
134	H	IUPUI	60 57	71	H	Green Bay	61 81								
306	H	Oakland	72 50	190	H	Milwaukee	55 54								
330	H	Detroit Mercy	68 56	134	A	IUPUI	48 70								
127	A	Youngstown St.	66 77	331	A	UIC	67 49								
274	A	Cleveland St.	47 76	132	N	Pepperdine	46 51								

Non-Div I Games: Alderson Broadus 73 32

Northern Ky.

■ Loss,
 ■ Non-Conf,
 ■ S Site,
 ■ H Home
 ■ A Away
 N Neutral

Northwestern

Through Games Of Feb. 6, 2019

Average RPI Win:	159	WON-LOST	WINNING	LAST 10	STRENGTH OF	OPP. STRENGTH	TEAM	ADJ.	CONF.	ADJ CONF.
Average RPI Loss:	64	RECORD	PCT. RANK	GAMES	SCHEDULE	OF SCHEDULE	RPI	RPI	RPI	RPI
DIV. I ONLY	14- 8	96	0- 1	94	35	88	88	4	4	
DIV. I NON-CONF.	7- 4	109	0- 1	215	33	144	144	6	6	
TOTALS	RPI 1-25	RPI 26-50	W-L RECORDS	RPI 51-100	RPI 101-150	RPI 150+				
14- 8	1- 2	1- 2	OVERALL	3- 1	2- 3	7- 0				
8- 4	1- 1	0- 1	HOME	2- 0	1- 2	4- 0				
5- 3	0- 1	1- 1	AWAY	1- 1	1- 0	2- 0				
1- 1	0- 0	0- 0	NEUTRAL	0- 0	0- 1	1- 0				
7- 4	0- 1	0- 1	NON-CONFERENCE	2- 0	1- 2	4- 0				
4- 2	0- 1	0- 0	HOME	1- 0	1- 1	2- 0				
2- 1	0- 0	0- 1	AWAY	1- 0	0- 0	1- 0				
1- 1	0- 0	0- 0	NEUTRAL	0- 0	0- 1	1- 0				
7- 4	1- 1	1- 1	CONFERENCE	1- 1	1- 1	3- 0				
4- 2	1- 0	0- 1	HOME	1- 0	0- 1	2- 0				
3- 2	0- 1	1- 0	AWAY	0- 1	1- 0	1- 0				
0- 0	0- 0	0- 0	NEUTRAL	0- 0	0- 0	0- 0				

RPI 1-25				RPI 26-50				RPI 51-100 Team's RPI: 88				RPI 101+			
RPI	S	Opponent	Score	RPI	S	Opponent	Score	RPI	S	Opponent	Score	RPI	S	Opponent	Score
8	H	Marquette	57 76	36	A	DePaul	60 76	60	A	Michigan	78 79	102	A	Nebraska	58 54
16	A	Rutgers	41 45	39	A	Indiana	75 69	71	A	Green Bay	57 55	110	N	Kansas	57 66
23	H	Michigan St.	70 62	43	H	Purdue	54 57	73	H	Duke	84 58	115	H	Minnesota	54 61
								98	H	Ohio St.	76 59	123	H	Pittsburgh	49 52
												131	H	UT Martin	90 64
												181	H	Wisconsin	72 46
												186	A	Illinois	64 56
												186	H	Illinois	68 45
												208	A	Florida	83 74
												250	N	Wichita St.	65 43
												331	H	UIC	87 44
												346	H	Chicago St.	97 35
LAST 12 Division I GAMES:															
110	N	Kansas	57 66	39	A	Indiana	75 69								
98	H	Ohio St.	76 59	43	H	Purdue	54 57								
115	H	Minnesota	54 61	60	A	Michigan	78 79								
186	A	Illinois	64 56	23	H	Michigan St.	70 62								
102	A	Nebraska	58 54	186	H	Illinois	68 45								
181	H	Wisconsin	72 46	16	A	Rutgers	41 45								

Non-Div I Games:

Northwestern

■ Loss,
■ Non-Conf, S Site,
■ Home
■ Away
N Neutral

Average RPI Win:	312	WON-LOST	WINNING	LAST 10	STRENGTH OF	OPP. STRENGTH	TEAM	ADJ.	CONF.	ADJ CONF.
Average RPI Loss:	191	RECORD	PCT. RANK	GAMES	SCHEDULE	OF SCHEDULE	RPI	RPI	RPI	RPI
DIV. I ONLY	3- 14	323	0- 0	313	270	339	339	25	25	
DIV. I NON-CONF.	1- 6	318	0- 0	293	93	335	335	23	23	
TOTALS	RPI 1-25	RPI 26-50	W-L RECORDS	RPI 51-100	RPI 101-150	RPI 150+				
3- 14	0- 0	0- 1	OVERALL	0- 2	0- 1	3- 10				
3- 3	0- 0	0- 0	HOME	0- 0	0- 0	3- 3				
0- 11	0- 0	0- 1	AWAY	0- 2	0- 1	0- 7				
0- 0	0- 0	0- 0	NEUTRAL	0- 0	0- 0	0- 0				
1- 6	0- 0	0- 1	NON-CONFERENCE	0- 1	0- 1	1- 3				
1- 1	0- 0	0- 0	HOME	0- 0	0- 0	1- 1				
0- 5	0- 0	0- 1	AWAY	0- 1	0- 1	0- 2				
0- 0	0- 0	0- 0	NEUTRAL	0- 0	0- 0	0- 0				
2- 8	0- 0	0- 0	CONFERENCE	0- 1	0- 0	2- 7				
2- 2	0- 0	0- 0	HOME	0- 0	0- 0	2- 2				
0- 6	0- 0	0- 0	AWAY	0- 1	0- 0	0- 5				
0- 0	0- 0	0- 0	NEUTRAL	0- 0	0- 0	0- 0				

RPI 1-25				RPI 26-50				RPI 51-100				RPI 101+ Team's RPI: 339			
RPI	S	Opponent	Score	RPI	S	Opponent	Score	RPI	S	Opponent	Score	RPI	S	Opponent	Score
				31	A	Texas	66 104	72	A	SFA	56 84	113	A	Alabama	73 87
								74	A	Arkansas	53 98	154	A	Oklahoma	56 93
												161	H	Abilene Christian	63 72
												185	A	Southern Miss.	54 69
												187	A	Nicholls St.	86 97
												199	A	Sam Houston St.	55 66
												263	A	A&M-Corpus Christi	55 79
												266	H	Southeastern La.	58 47
												289	A	Central Ark.	52 74
												312	H	La.-Monroe	55 63
												314	A	New Orleans	73 84
												314	H	New Orleans	62 67
												320	H	McNeese	82 63
												350	H	Alcorn	78 65
LAST 12 Division I GAMES:															
314	A	New Orleans	73 84	72	A	SFA	56 84								
289	A	Central Ark.	52 74	263	A	A&M-Corpus Christi	55 79								
314	H	New Orleans	62 67	320	H	McNeese	82 63								
266	H	Southeastern La.	58 47	187	A	Nicholls St.	86 97								
199	A	Sam Houston St.	55 66	31	A	Texas	66 104								
161	H	Abilene Christian	63 72	113	A	Alabama	73 87								

Non-Div I Games: Loyola (LA) 71 66 Central Baptist 82 56 LeTourneau 100 40 Centenary (LA) 94 51 Northwestern St.

Notre Dame

Through Games Of Feb. 6, 2019

Average RPI Win:	68	WON-LOST	WINNING	LAST 10	STRENGTH OF	OPP. STRENGTH	TEAM	ADJ.	CONF.	ADJ CONF.
Average RPI Loss:	13	RECORD	PCT. RANK	GAMES	SCHEDULE	OF SCHEDULE	RPI	RPI	RPI	RPI
DIV. I ONLY	21- 2	6	1- 0	1	1	1	1	1	1	1
DIV. I NON-CONF.	13- 1	9	1- 0	1	11	1	1	1	1	1
TOTALS	RPI 1-25	RPI 26-50	W-L RECORDS	RPI 51-100	RPI 101-150	RPI 150+				
21- 2	5- 2	5- 0	OVERALL	6- 0	4- 0	1- 0				
11- 1	2- 1	1- 0	HOME	3- 0	4- 0	1- 0				
7- 1	1- 1	3- 0	AWAY	3- 0	0- 0	0- 0				
3- 0	2- 0	1- 0	NEUTRAL	0- 0	0- 0	0- 0				
13- 1	4- 1	2- 0	NON-CONFERENCE	4- 0	2- 0	1- 0				
6- 1	1- 1	0- 0	HOME	2- 0	2- 0	1- 0				
4- 0	1- 0	1- 0	AWAY	2- 0	0- 0	0- 0				
3- 0	2- 0	1- 0	NEUTRAL	0- 0	0- 0	0- 0				
8- 1	1- 1	3- 0	CONFERENCE	2- 0	2- 0	0- 0				
5- 0	1- 0	1- 0	HOME	1- 0	2- 0	0- 0				
3- 1	0- 1	2- 0	AWAY	1- 0	0- 0	0- 0				
0- 0	0- 0	0- 0	NEUTRAL	0- 0	0- 0	0- 0				

RPI S	Opponent	Score	RPI S	Opponent	Score	RPI S	Opponent	Score	RPI S	Opponent	Score
3	H Louisville	82 68	30	N Oregon St.	91 81	57	A Virginia Tech	80 51	101	H Boston College	92 63
6	H UConn	71 89	36	A DePaul	101 77	62	A Tennessee	77 62	121	H Western Ky.	94 53
8	A Marquette	87 63	42	A Georgia Tech	76 55	68	H Harvard	103 58	123	H Pittsburgh	100 44
12	N Gonzaga	81 65	42	H Georgia Tech	90 50	76	H Penn	75 55	136	H Lehigh	95 68
13	H Iowa	105 71	48	A Clemson	101 63	85	A Toledo	72 56	243	H Binghamton	103 53
19	N Drake	82 64				96	H Wake Forest	78 48			
20	A North Carolina	73 78									
LAST 12 Division I GAMES:											
30	N Oregon St.	91 81	101	H Boston College	92 63						
19	N Drake	82 64	57	A Virginia Tech	80 51						
42	H Georgia Tech	90 50	96	H Wake Forest	78 48						
48	A Clemson	101 63	3	H Louisville	82 68						
20	A North Carolina	73 78	42	A Georgia Tech	76 55						
62	A Tennessee	77 62	123	H Pittsburgh	100 44						

Non-Div I Games:

Notre Dame

Loss, Non-Conf, S Site, H Home A Away N Neutral

Average RPI Win:	304	WON-LOST	WINNING	LAST 10	STRENGTH OF	OPP. STRENGTH	TEAM	ADJ.	CONF.	ADJ CONF.
Average RPI Loss:	145	RECORD	PCT. RANK	GAMES	SCHEDULE	OF SCHEDULE	RPI	RPI	RPI	RPI
DIV. I ONLY	2- 18	337	0- 1	122	195	306	306	20	20	
DIV. I NON-CONF.	1- 8	322	0- 0	27	107	236	236	17	17	
TOTALS	RPI 1-25	RPI 26-50	W-L RECORDS	RPI 51-100	RPI 101-150	RPI 150+				
2- 18	0- 2	0- 1	OVERALL	0- 4	0- 4	2- 7				
2- 7	0- 1	0- 1	HOME	0- 2	0- 1	2- 2				
0- 10	0- 1	0- 0	AWAY	0- 2	0- 2	0- 5				
0- 1	0- 0	0- 0	NEUTRAL	0- 0	0- 1	0- 0				
1- 8	0- 2	0- 1	NON-CONFERENCE	0- 2	0- 1	1- 2				
1- 3	0- 1	0- 1	HOME	0- 1	0- 0	1- 0				
0- 4	0- 1	0- 0	AWAY	0- 1	0- 0	0- 2				
0- 1	0- 0	0- 0	NEUTRAL	0- 0	0- 1	0- 0				
1- 10	0- 0	0- 0	CONFERENCE	0- 2	0- 3	1- 5				
1- 4	0- 0	0- 0	HOME	0- 1	0- 1	1- 2				
0- 6	0- 0	0- 0	AWAY	0- 1	0- 2	0- 3				
0- 0	0- 0	0- 0	NEUTRAL	0- 0	0- 0	0- 0				

RPI 1-25				RPI 26-50				RPI 51-100				RPI 101+ Team's RPI: 306			
RPI	S	Opponent	Score	RPI	S	Opponent	Score	RPI	S	Opponent	Score	RPI	S	Opponent	Score
23	H	Michigan St.	58 102	39	H	Indiana	32 59	60	H	Michigan	59 85	127	A	Youngstown St.	61 76
25	A	Central Mich.	61 104					71	H	Green Bay	53 77	127	H	Youngstown St.	55 69
								82	A	Kent St.	65 75	134	A	IUPUI	53 82
								84	A	Wright St.	58 69	142	N	Akron	65 85
												156	A	Bradley	64 73
												188	A	Illinois St.	56 62
												190	H	Milwaukee	52 79
												274	A	Cleveland St.	90 98
												274	H	Cleveland St.	62 64
												277	H	Canisius	71 60
												281	A	Northern Ky.	50 72
												330	H	Detroit Mercy	74 67
												331	A	UIC	65 69
LAST 12 Division I GAMES:															
274	A	Cleveland St.	90 98	134	A	IUPUI	53 82								
127	A	Youngstown St.	61 76	331	A	UIC	65 69								
281	A	Northern Ky.	50 72	330	H	Detroit Mercy	74 67								
84	A	Wright St.	58 69	127	H	Youngstown St.	55 69								
71	H	Green Bay	53 77	274	H	Cleveland St.	62 64								
190	H	Milwaukee	52 79	60	H	Michigan	59 85								

Non-Div I Games: Grace Bible (MI) 94 48 Rochester College 64 46

Oakland

Loss, Non-Conf, S Site, H Home A Away N Neutral

Average RPI Win:	167	WON-LOST	WINNING	LAST 10	STRENGTH OF	OPP. STRENGTH	TEAM	ADJ.	CONF.	ADJ CONF.
Average RPI Loss:	40	RECORD	PCT. RANK	GAMES	SCHEDULE	OF SCHEDULE	RPI	RPI	RPI	RPI
DIV. I ONLY	19- 2	10	1- 0	163	78	37	37	7	7	
DIV. I NON-CONF.	11- 0	1	0- 0	276	98	41	41	8	8	
TOTALS	RPI 1-25	RPI 26-50	W-L RECORDS	RPI 51-100	RPI 101-150	RPI 150+				
19- 2	1- 1	1- 0	OVERALL	4- 1	3- 0	10- 0				
10- 2	0- 1	1- 0	HOME	1- 1	2- 0	6- 0				
7- 0	1- 0	0- 0	AWAY	2- 0	1- 0	3- 0				
2- 0	0- 0	0- 0	NEUTRAL	1- 0	0- 0	1- 0				
11- 0	0- 0	1- 0	NON-CONFERENCE	2- 0	2- 0	6- 0				
6- 0	0- 0	1- 0	HOME	0- 0	1- 0	4- 0				
3- 0	0- 0	0- 0	AWAY	1- 0	1- 0	1- 0				
2- 0	0- 0	0- 0	NEUTRAL	1- 0	0- 0	1- 0				
8- 2	1- 1	0- 0	CONFERENCE	2- 1	1- 0	4- 0				
4- 2	0- 1	0- 0	HOME	1- 1	1- 0	2- 0				
4- 0	1- 0	0- 0	AWAY	1- 0	0- 0	2- 0				
0- 0	0- 0	0- 0	NEUTRAL	0- 0	0- 0	0- 0				

RPI	S	Opponent	Score	RPI	S	Opponent	Score	RPI	S	Opponent	Score	RPI	S	Opponent	Score
24	A	Buffalo	74 71	43	H	Purdue	80 73	55	H	Miami (OH)	61 67	119	H	UNCW	95 72
25	H	Central Mich.	70 88					59	N	Lamar University	87 62	134	A	IUPUI	73 66
								82	H	Kent St.	83 81	142	H	Akron	92 70
								95	A	Northern Ill.	69 53	176	A	Ball St.	90 75
								97	A	American	77 67	176	H	Ball St.	94 62
												184	H	Eastern Mich.	85 44
												203	N	St. Bonaventure	70 53
												228	A	Bowling Green	82 79
												243	H	Binghamton	86 49
												260	A	Richmond	109 58
												274	H	Cleveland St.	72 54
												315	H	Coppin St.	87 62
												325	H	Eastern Ky.	100 60
LAST 12 Division I GAMES:															
142	H	Akron	92 70	82	H	Kent St.	83 81								
176	H	Ball St.	94 62	176	A	Ball St.	90 75								
55	H	Miami (OH)	61 67	25	H	Central Mich.	70 88								
228	A	Bowling Green	82 79	24	A	Buffalo	74 71								
95	A	Northern Ill.	69 53	97	A	American	77 67								
184	H	Eastern Mich.	85 44	260	A	Richmond	109 58								

Non-Div I Games:

Ohio

Average RPI Win: 126		WON-LOST	WINNING	LAST 10	STRENGTH OF		OPP. STRENGTH	TEAM	ADJ.	CONF.	ADJ CONF.
Average RPI Loss: 65		RECORD	PCT. RANK	GAMES	SCHEDULE		OF SCHEDULE	RPI	RPI	RPI	RPI
DIV. I ONLY		10- 11	178	1- 0	37		11	98	98	4	4
DIV. I NON-CONF.		4- 5	190	0- 0	118		5	185	185	6	6
<hr/>											
TOTALS	RPI 1-25	RPI 26-50		W-L RECORDS		RPI 51-100		RPI 101-150		RPI 150+	
10- 11	2- 3	1- 2		OVERALL		1- 3		3- 3		3- 0	
8- 3	2- 1	1- 0		HOME		1- 0		1- 2		3- 0	
2- 6	0- 2	0- 1		AWAY		0- 2		2- 1		0- 0	
0- 2	0- 0	0- 1		NEUTRAL		0- 1		0- 0		0- 0	
4- 5	1- 1	0- 1		NON-CONFERENCE		1- 1		0- 2		2- 0	
4- 1	1- 0	0- 0		HOME		1- 0		0- 1		2- 0	
0- 2	0- 1	0- 0		AWAY		0- 0		0- 1		0- 0	
0- 2	0- 0	0- 1		NEUTRAL		0- 1		0- 0		0- 0	
6- 6	1- 2	1- 1		CONFERENCE		0- 2		3- 1		1- 0	
4- 2	1- 1	1- 0		HOME		0- 0		1- 1		1- 0	
2- 4	0- 1	0- 1		AWAY		0- 2		2- 0		0- 0	
0- 0	0- 0	0- 0		NEUTRAL		0- 0		0- 0		0- 0	

RPI 1-25				RPI 26-50				RPI 51-100				Team's RPI: 98	RPI 101+			
RPI	S	Opponent	Score	RPI	S	Opponent	Score	RPI	S	Opponent	Score		RPI	S	Opponent	Score
6	A	UConn	53 85	39	H	Indiana	55 50	57	N	Virginia Tech	73 81		102	H	Nebraska	69 78
20	H	North Carolina	76 69	43	A	Purdue	42 60	60	A	Michigan	58 62		115	A	Minnesota	65 55
21	A	Maryland	69 75	46	N	Butler	53 66	87	H	Cincinnati	69 56		124	A	Penn St.	76 71
21	H	Maryland	57 70					88	A	Northwestern	59 76		124	H	Penn St.	78 73
23	H	Michigan St.	65 55										133	A	Washington	59 69
													139	H	South Fla.	47 71
													186	H	Illinois	78 70
													208	H	Florida	46 41
													330	H	Detroit Mercy	55 41
LAST 12 Division I GAMES:																
124	H	Penn St.	78 73	124	A	Penn St.	76 71	23	H	Michigan St.	65 55					
88	A	Northwestern	59 76	39	H	Indiana	55 50	21	A	Maryland	69 75					
186	H	Illinois	78 70	21	A	Maryland	69 75	102	H	Nebraska	69 78					
115	A	Minnesota	65 55	43	A	Purdue	42 60									
21	H	Maryland	57 70													
60	A	Michigan	58 62													

Non-Div I Games:

Ohio St.

■ Loss,
■ Non-Conf, S Site,
■ Home
■ Away
N Neutral

Oklahoma

Through Games Of Feb. 6, 2019

Average RPI Win:	221	WON-LOST	WINNING	LAST 10	STRENGTH OF	OPP. STRENGTH	TEAM	ADJ.	CONF.	ADJ CONF.
Average RPI Loss:	57	RECORD	PCT. RANK	GAMES	SCHEDULE	OF SCHEDULE	RPI	RPI	RPI	RPI
DIV. I ONLY	5- 16	303	0- 1	9	49	154	154	3	3	
DIV. I NON-CONF.	4- 7	228	0- 1	40	116	164	164	3	3	
TOTALS	RPI 1-25	RPI 26-50	W-L RECORDS	RPI 51-100	RPI 101-150	RPI 150+				
5- 16	0- 3	0- 6	OVERALL	0- 4	2- 3	3- 0				
4- 5	0- 2	0- 2	HOME	0- 1	2- 0	2- 0				
1- 9	0- 1	0- 3	AWAY	0- 3	0- 2	1- 0				
0- 2	0- 0	0- 1	NEUTRAL	0- 0	0- 1	0- 0				
4- 7	0- 1	0- 3	NON-CONFERENCE	0- 1	1- 2	3- 0				
3- 2	0- 1	0- 1	HOME	0- 0	1- 0	2- 0				
1- 3	0- 0	0- 1	AWAY	0- 1	0- 1	1- 0				
0- 2	0- 0	0- 1	NEUTRAL	0- 0	0- 1	0- 0				
1- 9	0- 2	0- 3	CONFERENCE	0- 3	1- 1	0- 0				
1- 3	0- 1	0- 1	HOME	0- 1	1- 0	0- 0				
0- 6	0- 1	0- 2	AWAY	0- 2	0- 1	0- 0				
0- 0	0- 0	0- 0	NEUTRAL	0- 0	0- 0	0- 0				

RPI S	Opponent	Score	RPI S	Opponent	Score	RPI S	Opponent	Score	RPI S	Opponent	Score	Team's RPI: 154
2	H Baylor	53 74	31	A Texas	63 73	52	A Kansas St.	56 86	110	A Kansas	79 88	
6	H UConn	63 72	31	H Texas	67 76	53	A Auburn	79 95	121	H Western Ky.	90 83	
11	A Iowa St.	78 104	36	H DePaul	76 87	65	H West Virginia	55 66	139	A South Fla.	70 87	
			44	A TCU	71 86	90	A Oklahoma St.	74 84	143	N UAB	84 89	
			48	N Clemson	62 74				149	H Texas Tech	66 61	
			49	A New Mexico	80 84				207	A SMU	77 61	
									289	H Central Ark.	65 52	
									339	H Northwestern St.	93 56	
LAST 12 Division I GAMES:												
48	N Clemson	62 74	11	A Iowa St.	78 104							
90	A Oklahoma St.	74 84	65	H West Virginia	55 66							
31	H Texas	67 76	31	A Texas	63 73							
110	A Kansas	79 88	52	A Kansas St.	56 86							
2	H Baylor	53 74	149	H Texas Tech	66 61							
44	A TCU	71 86	207	A SMU	77 61							

Non-Div I Games:

Oklahoma

■ Loss,
 ■ Non-Conf, S Site,
 ■ Home
 ■ Away
 N Neutral

Average RPI Win:	185	WON-LOST	WINNING	LAST 10	STRENGTH OF	OPP. STRENGTH	TEAM	ADJ.	CONF.	ADJ CONF.
Average RPI Loss:	39	RECORD	PCT. RANK	GAMES	SCHEDULE	OF SCHEDULE	RPI	RPI	RPI	RPI
DIV. I ONLY	13- 8	106	1- 0	72	59	90	90	3	3	
DIV. I NON-CONF.	9- 2	43	0- 0	263	164	104	104	3	3	
TOTALS	RPI 1-25	RPI 26-50	W-L RECORDS	RPI 51-100	RPI 101-150	RPI 150+				
13- 8	0- 2	1- 3	OVERALL	0- 3	2- 0	10- 0				
11- 3	0- 2	1- 0	HOME	0- 1	1- 0	9- 0				
2- 5	0- 0	0- 3	AWAY	0- 2	1- 0	1- 0				
0- 0	0- 0	0- 0	NEUTRAL	0- 0	0- 0	0- 0				
9- 2	0- 0	0- 1	NON-CONFERENCE	0- 1	0- 0	9- 0				
8- 1	0- 0	0- 0	HOME	0- 1	0- 0	8- 0				
1- 1	0- 0	0- 1	AWAY	0- 0	0- 0	1- 0				
0- 0	0- 0	0- 0	NEUTRAL	0- 0	0- 0	0- 0				
4- 6	0- 2	1- 2	CONFERENCE	0- 2	2- 0	1- 0				
3- 2	0- 2	1- 0	HOME	0- 0	1- 0	1- 0				
1- 4	0- 0	0- 2	AWAY	0- 2	1- 0	0- 0				
0- 0	0- 0	0- 0	NEUTRAL	0- 0	0- 0	0- 0				

RPI 1-25				RPI 26-50				RPI 51-100				Team's RPI: 90	RPI 101+			
RPI	S	Opponent	Score	RPI	S	Opponent	Score	RPI	S	Opponent	Score		RPI	S	Opponent	Score
2	H	Baylor	58 66	31	A	Texas	51 60	52	A	Kansas St.	48 59		110	A	Kansas	72 62
11	H	Iowa St.	71 84	44	A	TCU	55 69	62	H	Tennessee	63 76		149	H	Texas Tech	65 57
				44	H	TCU	75 71	65	A	West Virginia	58 67		154	H	Oklahoma	84 74
				45	A	UCLA	59 71						171	H	UC Riverside	76 51
													178	H	Texas St.	66 55
													180	H	Oral Roberts	89 69
													182	H	Arkansas St.	62 60
													192	H	Prairie View	70 50
													200	H	Grambling	86 40
													250	A	Wichita St.	60 47
													261	H	Samford	82 62
													334	H	Houston Baptist	77 44
LAST 12 Division I GAMES:																
154	H	Oklahoma	84 74	149	H	Texas Tech	65 57									
44	A	TCU	55 69	65	A	West Virginia	58 67									
2	H	Baylor	58 66	44	H	TCU	75 71									
11	H	Iowa St.	71 84	31	A	Texas	51 60									
52	A	Kansas St.	48 59	200	H	Grambling	86 40									
110	A	Kansas	72 62	180	H	Oral Roberts	89 69									

Non-Div I Games:

Oklahoma St.

Average RPI Win:	210	WON-LOST	WINNING	LAST 10	STRENGTH OF	OPP. STRENGTH	TEAM	ADJ.	CONF.	ADJ CONF.
Average RPI Loss:	91	RECORD	PCT. RANK	GAMES	SCHEDULE	OF SCHEDULE	RPI	RPI	RPI	RPI
DIV. I ONLY	16- 6	62	0- 1	141	150	66	66	14	14	
DIV. I NON-CONF.	9- 3	61	0- 1	42	195	35	35	19	19	
TOTALS	RPI 1-25	RPI 26-50	W-L RECORDS	RPI 51-100	RPI 101-150	RPI 150+				
16- 6	0- 1	0- 1	OVERALL	1- 2	4- 1	11- 1				
8- 1	0- 0	0- 0	HOME	0- 1	2- 0	6- 0				
6- 4	0- 1	0- 1	AWAY	1- 0	1- 1	4- 1				
2- 1	0- 0	0- 0	NEUTRAL	0- 1	1- 0	1- 0				
9- 3	0- 1	0- 0	NON-CONFERENCE	1- 2	4- 0	4- 0				
4- 1	0- 0	0- 0	HOME	0- 1	2- 0	2- 0				
3- 1	0- 1	0- 0	AWAY	1- 0	1- 0	1- 0				
2- 1	0- 0	0- 0	NEUTRAL	0- 1	1- 0	1- 0				
7- 3	0- 0	0- 1	CONFERENCE	0- 0	0- 1	7- 1				
4- 0	0- 0	0- 0	HOME	0- 0	0- 0	4- 0				
3- 3	0- 0	0- 1	AWAY	0- 0	0- 1	3- 1				
0- 0	0- 0	0- 0	NEUTRAL	0- 0	0- 0	0- 0				

RPI 1-25				RPI 26-50				RPI 51-100				Team's RPI: 66	RPI 101+			
RPI	S	Opponent	Score	RPI	S	Opponent	Score	RPI	S	Opponent	Score		RPI	S	Opponent	Score
9	A	NC State	56 85	35	A	Rice	42 48	51	N	Saint Mary's (CA)	65 83		116	H	VCU	60 57
								87	A	Cincinnati	76 72		121	A	Western Ky.	60 75
								99	H	Virginia	67 73		135	A	Tulane	56 48
													141	N	Tennessee Tech	80 73
													150	H	William & Mary	83 69
													157	A	Louisiana Tech	70 59
													177	A	North Texas	72 71
													185	A	Southern Miss.	53 50
													222	N	Jacksonville	78 76
													231	A	Marshall	48 57
													254	A	Campbell	83 59
													267	H	Norfolk St.	69 53
													279	H	UTSA	72 47
													280	H	UTEP	78 59
													287	H	Fla. Atlantic	87 53
													313	H	FIU	95 68
													315	H	Coppin St.	81 51
LAST 12 Division I GAMES:																
				51	N	Saint Mary's (CA)	65 83					157	A	Louisiana Tech	70 59	
				35	A	Rice	42 48					313	H	FIU	95 68	
				177	A	North Texas	72 71					287	H	Fla. Atlantic	87 53	
				279	H	UTSA	72 47					121	A	Western Ky.	60 75	
				280	H	UTEP	78 59					231	A	Marshall	48 57	
				185	A	Southern Miss.	53 50					315	H	Coppin St.	81 51	

Non-Div I Games:

Old Dominion

■ Loss,
 ■ Non-Conf,
 ■ S Site,
 ■ H Home
 ■ A Away
 N Neutral

Average RPI Win:	230	WON-LOST	WINNING	LAST 10	STRENGTH OF	OPP. STRENGTH	TEAM	ADJ.	CONF.	ADJ CONF.
Average RPI Loss:	83	RECORD	PCT. RANK	GAMES	SCHEDULE	OF SCHEDULE	RPI	RPI	RPI	RPI
DIV. I ONLY	8- 15	255	0- 1	71	93	198	198	5	5	
DIV. I NON-CONF.	6- 8	199	0- 0	154	227	255	255	5	5	
TOTALS	RPI 1-25	RPI 26-50	W-L RECORDS	RPI 51-100	RPI 101-150	RPI 150+				
8- 15	0- 3	1- 3	OVERALL	0- 4	0- 2	7- 3				
7- 8	0- 1	0- 1	HOME	0- 4	0- 1	7- 1				
1- 4	0- 1	1- 1	AWAY	0- 0	0- 0	0- 2				
0- 3	0- 1	0- 1	NEUTRAL	0- 0	0- 1	0- 0				
6- 8	0- 1	0- 2	NON-CONFERENCE	0- 1	0- 2	6- 2				
6- 4	0- 0	0- 1	HOME	0- 1	0- 1	6- 1				
0- 1	0- 0	0- 0	AWAY	0- 0	0- 0	0- 1				
0- 3	0- 1	0- 1	NEUTRAL	0- 0	0- 1	0- 0				
2- 7	0- 2	1- 1	CONFERENCE	0- 3	0- 0	1- 1				
1- 4	0- 1	0- 0	HOME	0- 3	0- 0	1- 0				
1- 3	0- 1	1- 1	AWAY	0- 0	0- 0	0- 1				
0- 0	0- 0	0- 0	NEUTRAL	0- 0	0- 0	0- 0				

RPI 1-25				RPI 26-50				RPI 51-100				RPI 101+ Team's RPI: 198			
RPI	S	Opponent	Score	RPI	S	Opponent	Score	RPI	S	Opponent	Score	RPI	S	Opponent	Score
6	N	UConn	50 90	32	A	Kentucky	55 49	53	H	Auburn	51 64	126	N	St. John's (NY)	59 64
7	A	Mississippi St.	49 80	34	A	Missouri	55 78	56	H	LSU	41 55	134	H	IUPUI	58 66
18	H	Texas A&M	60 72	43	N	Purdue	59 70	74	H	Arkansas	55 85	157	A	Louisiana Tech	71 80
				44	H	TCU	50 55	91	H	Troy	54 71	172	A	Vanderbilt	68 80
												175	H	Temple	62 55
												208	H	Florida	76 66
												225	H	Jacksonville St.	49 60
												236	H	Louisiana	79 57
												267	H	Norfolk St.	60 42
												284	H	Western Mich.	69 66
												286	H	North Florida	82 69
												348	H	Savannah St.	74 51
LAST 12 Division I GAMES:															
18	H	Texas A&M	60 72	56	H	LSU	41 55								
53	H	Auburn	51 64	74	H	Arkansas	55 85								
7	A	Mississippi St.	49 80	34	A	Missouri	55 78								
172	A	Vanderbilt	68 80	286	H	North Florida	82 69								
208	H	Florida	76 66	91	H	Troy	54 71								
32	A	Kentucky	55 49	157	A	Louisiana Tech	71 80								

Non-Div I Games:

Ole Miss

■ Loss,
■ Non-Conf,
■ S Site,
■ H Home
■ A Away
N Neutral

Average RPI Win: 320	WON-LOST	WINNING	LAST 10	STRENGTH OF	OPP. STRENGTH	TEAM	ADJ.	CONF.	ADJ CONF.
Average RPI Loss: 150	RECORD	PCT. RANK	GAMES	SCHEDULE	OF SCHEDULE	RPI	RPI	RPI	RPI
DIV. I ONLY	5- 16	303	1- 0	261	250	310	310	18	18
DIV. I NON-CONF.	4- 7	228	1- 0	298	288	285	285	18	18

TOTALS	RPI 1-25	RPI 26-50	W-L RECORDS	RPI 51-100	RPI 101-150	RPI 150+			
5- 16	0- 0	0- 3	OVERALL	0- 3	0- 2	5- 8			
3- 6	0- 0	0- 1	HOME	0- 0	0- 1	3- 4			
1- 9	0- 0	0- 2	AWAY	0- 3	0- 1	1- 3			
1- 1	0- 0	0- 0	NEUTRAL	0- 0	0- 0	1- 1			
4- 7	0- 0	0- 0	NON-CONFERENCE	0- 3	0- 2	4- 2			
2- 2	0- 0	0- 0	HOME	0- 0	0- 1	2- 1			
1- 4	0- 0	0- 0	AWAY	0- 3	0- 1	1- 0			
1- 1	0- 0	0- 0	NEUTRAL	0- 0	0- 0	1- 1			
1- 9	0- 0	0- 3	CONFERENCE	0- 0	0- 0	1- 6			
1- 4	0- 0	0- 1	HOME	0- 0	0- 0	1- 3			
0- 5	0- 0	0- 2	AWAY	0- 0	0- 0	0- 3			
0- 0	0- 0	0- 0	NEUTRAL	0- 0	0- 0	0- 0			

RPI 1-25				RPI 26-50				RPI 51-100				RPI 101+				Team's RPI: 310	
RPI	S	Opponent	Score	RPI	S	Opponent	Score	RPI	S	Opponent	Score	RPI	S	Opponent	Score		
				28	A	South Dakota St.	47 81	52	A	Kansas St.	46 61	140	A	Montana St.	56 59		
				40	A	South Dakota	33 78	93	A	UNI	50 79	144	H	CSUN	52 64		
				40	H	South Dakota	49 80	100	A	Creighton	51 66	156	H	Bradley	60 80		
												170	H	Denver	68 95		
												180	H	Oral Roberts	56 71		
												221	A	North Dakota	57 68		
												221	H	North Dakota	68 69		
												233	A	Western Ill.	70 78		
												254	N	Campbell	52 65		
												275	H	CSU Bakersfield	53 46		
												309	H	North Dakota St.	78 61		
												330	A	Detroit Mercy	51 42		
												333	A	Purdue Fort Wayne	48 56		
												337	H	USC Upstate	96 69		
												349	N	Florida A&M	57 50		
LAST 12 Division I GAMES:																	
				349	N	Florida A&M	57 50	233	A	Western Ill.	70 78						
				40	A	South Dakota	33 78	221	A	North Dakota	57 68						
				221	H	North Dakota	68 69	309	H	North Dakota St.	78 61						
				28	A	South Dakota St.	47 81	180	H	Oral Roberts	56 71						
				333	A	Purdue Fort Wayne	48 56	170	H	Denver	68 95						
				40	H	South Dakota	49 80	93	A	UNI	50 79						

Non-Div I Games: Peru St. 91 44 Graceland (IA) 81 39

Omaha

Loss, Non-Conf, S Site, H Home A Away N Neutral

Overall Record				Through Games Of Feb. 6, 1919						
Average RPI Win:	261	WON-LOST	WINNING	LAST 10	STRENGTH OF	OPP. STRENGTH	TEAM	ADJ.	CONF.	ADJ CONF.
Average RPI Loss:	95	RECORD	PCT. RANK	GAMES	SCHEDULE	OF SCHEDULE	RPI	RPI	RPI	RPI
DIV. I ONLY	11- 11	159	1- 0	199	158	180	180	18	18	
DIV. I NON-CONF.	5- 6	177	0- 0	143	123	153	153	18	18	

TOTALS	RPI 1-25		RPI 26-50	W-L RECORDS		RPI 51-100	RPI 101-150		RPI 150+	
11- 11	0- 1		0- 3	OVERALL		0- 2	0- 2		11- 3	
6- 5	0- 0		0- 2	HOME		0- 0	0- 1		6- 2	
5- 6	0- 1		0- 1	AWAY		0- 2	0- 1		5- 1	
0- 0	0- 0		0- 0	NEUTRAL		0- 0	0- 0		0- 0	
5- 6	0- 1		0- 0	NON-CONFERENCE		0- 2	0- 2		5- 1	
2- 2	0- 0		0- 0	HOME		0- 0	0- 1		2- 1	
3- 4	0- 1		0- 0	AWAY		0- 2	0- 1		3- 0	
0- 0	0- 0		0- 0	NEUTRAL		0- 0	0- 0		0- 0	
6- 5	0- 0		0- 3	CONFERENCE		0- 0	0- 0		6- 2	
4- 3	0- 0		0- 2	HOME		0- 0	0- 0		4- 1	
2- 2	0- 0		0- 1	AWAY		0- 0	0- 0		2- 1	
0- 0	0- 0		0- 0	NEUTRAL		0- 0	0- 0		0- 0	

RPI 1-25				RPI 26-50				RPI 51-100				RPI 101+				Team's RPI: 180	
RPI	S	Opponent	Score	RPI	S	Opponent	Score	RPI	S	Opponent	Score	RPI	S	Opponent	Score		
13	A	Iowa	77 90	28	A	South Dakota St.	55 68	74	A	Arkansas	61 74	110	A	Kansas	58 70		
				28	H	South Dakota St.	65 74	90	A	Oklahoma St.	69 89	114	H	UT Arlington	62 80		
				40	H	South Dakota	72 76					159	H	Tulsa	68 76		
												170	A	Denver	76 93		
												170	H	Denver	74 66		
												178	A	Texas St.	81 64		
												199	A	Sam Houston St.	73 62		
												219	H	UMKC	75 64		
												221	H	North Dakota	67 75		
												233	H	Western Ill.	68 64		
												257	H	Southern Utah	64 59		
												309	H	North Dakota St.	101 72		
												310	A	Omaha	71 56		
												333	A	Purdue Fort Wayne	72 61		
												333	H	Purdue Fort Wayne	66 56		
												334	A	Houston Baptist	74 56		
LAST 12 Division I GAMES:																	
				170	H	Denver	74 66	28	A	South Dakota St.	55 68						
				28	H	South Dakota St.	65 74	333	A	Purdue Fort Wayne	72 61						
				333	H	Purdue Fort Wayne	66 56	233	H	Western Ill.	68 64						
				309	H	North Dakota St.	101 72	221	H	North Dakota	67 75						
				170	A	Denver	76 93	310	A	Omaha	71 56						
				40	H	South Dakota	72 76	90	A	Oklahoma St.	69 89						

Non-Div I Games:	Harris-Stowe	74	46	Cent. Christian (KS94	47
------------------	--------------	----	----	-----------------------	----

Oral Roberts

Loss, Non-Conf, S Site, H Home A Away N Neutral

Oregon

Through Games Of Feb. 6, 2019

Average RPI Win:	101	WON-LOST	WINNING	LAST 10	STRENGTH OF	OPP. STRENGTH	TEAM	ADJ.	CONF.	ADJ CONF.
Average RPI Loss:	23	RECORD	PCT. RANK	GAMES	SCHEDULE	OF SCHEDULE	RPI	RPI	RPI	RPI
DIV. I ONLY	20- 1	4	1- 0	26	9	5	5	2	2	
DIV. I NON-CONF.	10- 1	17	0- 0	16	45	5	5	2	2	
TOTALS	RPI 1-25	RPI 26-50	W-L RECORDS	RPI 51-100	RPI 101-150	RPI 150+				
20- 1	4- 1	3- 0	OVERALL	3- 0	6- 0	4- 0				
12- 0	4- 0	1- 0	HOME	1- 0	4- 0	2- 0				
7- 1	0- 1	2- 0	AWAY	2- 0	2- 0	1- 0				
1- 0	0- 0	0- 0	NEUTRAL	0- 0	0- 0	1- 0				
10- 1	3- 1	1- 0	NON-CONFERENCE	1- 0	1- 0	4- 0				
6- 0	3- 0	0- 0	HOME	0- 0	1- 0	2- 0				
3- 1	0- 1	1- 0	AWAY	1- 0	0- 0	1- 0				
1- 0	0- 0	0- 0	NEUTRAL	0- 0	0- 0	1- 0				
10- 0	1- 0	2- 0	CONFERENCE	2- 0	5- 0	0- 0				
6- 0	1- 0	1- 0	HOME	1- 0	3- 0	0- 0				
4- 0	0- 0	1- 0	AWAY	1- 0	2- 0	0- 0				
0- 0	0- 0	0- 0	NEUTRAL	0- 0	0- 0	0- 0				

RPI	S	Opponent	Score	RPI	S	Opponent	Score	RPI	S	Opponent	Score	RPI	S	Opponent	Score
7	H	Mississippi St.	82 74	28	A	South Dakota St.	87 79	51	A	Saint Mary's (CA)	79 55	125	A	Washington St.	79 64
10	H	Syracuse	75 73	29	H	Utah	87 65	54	A	Southern California	93 53	125	H	Washington St.	98 58
17	H	Arizona St.	77 71	45	A	UCLA	72 52	69	H	Arizona	93 60	130	H	Colorado	102 43
23	A	Michigan St.	82 88									133	A	Washington	76 57
24	H	Buffalo	102 82									133	H	Washington	84 71
												148	H	UC Irvine	115 69
												171	N	UC Riverside	94 44
												201	A	Utah St.	88 58
												249	H	Air Force	82 36
												264	H	Long Beach St.	110 48
LAST 12 Division I GAMES:															
130	H	Colorado	102 43	45	A	UCLA	72 52	125	H	Washington St.	98 58	133	H	Washington	84 71
29	H	Utah	87 65	54	A	Southern California	93 53	148	H	UC Irvine	115 69	249	H	Air Force	82 36
133	A	Washington	76 57												
125	A	Washington St.	79 64												
69	H	Arizona	93 60												
17	H	Arizona St.	77 71												

Non-Div I Games: Alas. Fairbanks 115 36

Oregon

Loss, Non-Conf, S Site, H Home A Away N Neutral

Average RPI Win:	141	WON-LOST	WINNING	LAST 10	STRENGTH OF	OPP. STRENGTH	TEAM	ADJ.	CONF.	ADJ CONF.
Average RPI Loss:	12	RECORD	PCT. RANK	GAMES	SCHEDULE	OF SCHEDULE	RPI	RPI	RPI	RPI
DIV. I ONLY	19- 3	11	0- 1	124	4	30	30	2	2	
DIV. I NON-CONF.	10- 2	37	0- 1	186	26	59	59	2	2	
TOTALS	RPI 1-25	RPI 26-50	W-L RECORDS	RPI 51-100	RPI 101-150	RPI 150+				
19- 3	1- 3	2- 0	OVERALL	4- 0	6- 0	6- 0				
12- 1	0- 1	1- 0	HOME	3- 0	3- 0	5- 0				
4- 0	0- 0	1- 0	AWAY	1- 0	2- 0	0- 0				
3- 2	1- 2	0- 0	NEUTRAL	0- 0	1- 0	1- 0				
10- 2	1- 2	0- 0	NON-CONFERENCE	2- 0	1- 0	6- 0				
7- 0	0- 0	0- 0	HOME	2- 0	0- 0	5- 0				
0- 0	0- 0	0- 0	AWAY	0- 0	0- 0	0- 0				
3- 2	1- 2	0- 0	NEUTRAL	0- 0	1- 0	1- 0				
9- 1	0- 1	2- 0	CONFERENCE	2- 0	5- 0	0- 0				
5- 1	0- 1	1- 0	HOME	1- 0	3- 0	0- 0				
4- 0	0- 0	1- 0	AWAY	1- 0	2- 0	0- 0				
0- 0	0- 0	0- 0	NEUTRAL	0- 0	0- 0	0- 0				

RPI 1-25				RPI 26-50				Team's RPI: 30		RPI 51-100				RPI 101+			
RPI	S	Opponent	Score	RPI	S	Opponent	Score			RPI	S	Opponent	Score	RPI	S	Opponent	Score
1	N	Notre Dame	81 91	29	H	Utah	71 63			51	H	Saint Mary's (CA)	89 56	121	N	Western Ky.	74 60
15	N	South Carolina	70 68	45	A	UCLA	83 73			54	A	Southern California	76 52	125	A	Washington St.	52 35
17	H	Arizona St.	76 79							69	H	Arizona	86 64	125	H	Washington St.	76 69
18	N	Texas A&M	70 76							73	H	Duke	71 57	130	H	Colorado	89 65
														133	A	Washington	86 39
														133	H	Washington	78 67
														168	H	Santa Clara	82 31
														191	N	Eastern Wash.	93 45
														275	H	CSU Bakersfield	92 52
														282	H	La Salle	100 46
														319	H	Cal Poly	79 54
														345	H	Ark.-Pine Bluff	89 33
LAST 12 Division I GAMES:																	

Non-Div I Games:

Oregon St.

Average RPI Win:	228	WON-LOST	WINNING	LAST 10	STRENGTH OF	OPP. STRENGTH	TEAM	ADJ.	CONF.	ADJ CONF.
Average RPI Loss:	38	RECORD	PCT. RANK	GAMES	SCHEDULE	OF SCHEDULE	RPI	RPI	RPI	RPI
DIV. I ONLY	12- 3	27	1- 0	222	105	76	76	11	11	
DIV. I NON-CONF.	9- 3	61	0- 0	242	90	92	92	10	10	
TOTALS	RPI 1-25	RPI 26-50	W-L RECORDS	RPI 51-100	RPI 101-150	RPI 150+				
12- 3	0- 1	0- 1	OVERALL	2- 1	0- 0	10- 0				
4- 1	0- 0	0- 1	HOME	0- 0	0- 0	4- 0				
8- 1	0- 1	0- 0	AWAY	2- 0	0- 0	6- 0				
0- 1	0- 0	0- 0	NEUTRAL	0- 1	0- 0	0- 0				
9- 3	0- 1	0- 1	NON-CONFERENCE	1- 1	0- 0	8- 0				
4- 1	0- 0	0- 1	HOME	0- 0	0- 0	4- 0				
5- 1	0- 1	0- 0	AWAY	1- 0	0- 0	4- 0				
0- 1	0- 0	0- 0	NEUTRAL	0- 1	0- 0	0- 0				
3- 0	0- 0	0- 0	CONFERENCE	1- 0	0- 0	2- 0				
0- 0	0- 0	0- 0	HOME	0- 0	0- 0	0- 0				
3- 0	0- 0	0- 0	AWAY	1- 0	0- 0	2- 0				
0- 0	0- 0	0- 0	NEUTRAL	0- 0	0- 0	0- 0				

RPI 1-25				RPI 26-50				RPI 51-100				RPI 101+			
RPI	S	Opponent	Score	RPI	S	Opponent	Score	RPI	S	Opponent	Score	RPI	S	Opponent	Score
1	A	Notre Dame	55 75	38	H	Villanova	50 58	75	N	Maine	46 47	175	H	Temple	71 62
								81	A	Princeton	66 60	209	A	Stetson	75 53
								86	A	Drexel	55 39	212	A	Navy	65 61
												251	A	Cornell	59 46
												262	A	Columbia	72 60
												265	H	Saint Joseph's	65 45
												273	A	Siena	58 51
												282	H	La Salle	65 34
												311	H	NJIT	85 42
												332	A	Iona	66 43
LAST 12 Division I GAMES:															
262	A	Columbia	72 60	86	A	Drexel	55 39								
251	A	Cornell	59 46	332	A	Iona	66 43								
175	H	Temple	71 62	282	H	La Salle	65 34								
38	H	Villanova	50 58	75	N	Maine	46 47								
81	A	Princeton	66 60	212	A	Navy	65 61								
209	A	Stetson	75 53	311	H	NJIT	85 42								

Non-Div I Games: Haverford 81 46

Penn

Average RPI Win:	161	WON-LOST	WINNING	LAST 10	STRENGTH OF	OPP. STRENGTH	TEAM	ADJ.	CONF.	ADJ CONF.
Average RPI Loss:	57	RECORD	PCT. RANK	GAMES	SCHEDULE	OF SCHEDULE	RPI	RPI	RPI	RPI
DIV. I ONLY	10- 12	196	0- 1	22	66	124	124	4	4	
DIV. I NON-CONF.	7- 4	109	0- 0	45	132	98	98	6	6	
TOTALS	RPI 1-25	RPI 26-50	W-L RECORDS	RPI 51-100	RPI 101-150	RPI 150+				
10- 12	0- 6	0- 2	OVERALL	2- 2	2- 0	6- 2				
8- 7	0- 3	0- 1	HOME	2- 1	1- 0	5- 2				
2- 5	0- 3	0- 1	AWAY	0- 1	1- 0	1- 0				
0- 0	0- 0	0- 0	NEUTRAL	0- 0	0- 0	0- 0				
7- 4	0- 1	0- 1	NON-CONFERENCE	2- 0	2- 0	3- 2				
6- 3	0- 0	0- 1	HOME	2- 0	1- 0	3- 2				
1- 1	0- 1	0- 0	AWAY	0- 0	1- 0	0- 0				
0- 0	0- 0	0- 0	NEUTRAL	0- 0	0- 0	0- 0				
3- 8	0- 5	0- 1	CONFERENCE	0- 2	0- 0	3- 0				
2- 4	0- 3	0- 0	HOME	0- 1	0- 0	2- 0				
1- 4	0- 2	0- 1	AWAY	0- 1	0- 0	1- 0				
0- 0	0- 0	0- 0	NEUTRAL	0- 0	0- 0	0- 0				

RPI 1-25				RPI 26-50				RPI 51-100				RPI 101+ Team's RPI: 124			
RPI	S	Opponent	Score	RPI	S	Opponent	Score	RPI	S	Opponent	Score	RPI	S	Opponent	Score
13	H	Iowa	61 81	27	H	California	58 75	81	H	Princeton	79 71	102	H	Providence	74 72
16	A	Rutgers	61 74	39	A	Indiana	75 83	97	H	American	80 59	137	A	Fordham	72 55
16	H	Rutgers	61 69					98	A	Ohio St.	73 78	152	H	Duquesne	58 64
21	A	Maryland	67 79					98	H	Ohio St.	71 76	162	H	Stony Brook	70 81
21	H	Maryland	61 77									181	A	Wisconsin	65 59
22	A	Florida St.	58 87									181	H	Wisconsin	71 64
												186	H	Illinois	62 48
												203	H	St. Bonaventure	80 65
												221	H	North Dakota	75 68
												222	H	Jacksonville	80 61
LAST 12 Division I GAMES:															
				98	A	Ohio St.	73 78	186	H	Illinois	62 48				
				13	H	Iowa	61 81	16	A	Rutgers	61 74				
				16	H	Rutgers	61 69	181	H	Wisconsin	71 64				
				181	A	Wisconsin	65 59	39	A	Indiana	75 83				
				21	A	Maryland	67 79	21	H	Maryland	61 77				
				98	H	Ohio St.	71 76	97	H	American	80 59				

Non-Div I Games:

Penn St.

■ Loss,
■ Non-Conf, S Site,
■ Home
■ Away
N Neutral

Pepperdine

Through Games Of Feb. 6, 2019

Average RPI Win:	227	WON-LOST	WINNING	LAST 10	STRENGTH OF	OPP. STRENGTH	TEAM	ADJ.	CONF.	ADJ CONF.
Average RPI Loss:	96	RECORD	PCT. RANK	GAMES	SCHEDULE	OF SCHEDULE	RPI	RPI	RPI	RPI
DIV. I ONLY	13- 8	106	1- 0	231	102	132	132	8	8	
DIV. I NON-CONF.	6- 4	125	0- 0	345	189	214	214	7	7	
TOTALS	RPI 1-25	RPI 26-50	W-L RECORDS	RPI 51-100	RPI 101-150	RPI 150+				
13- 8	0- 1	1- 1	OVERALL	0- 3	1- 2	11- 1				
7- 1	0- 1	1- 0	HOME	0- 0	1- 0	5- 0				
4- 6	0- 0	0- 1	AWAY	0- 3	0- 2	4- 0				
2- 1	0- 0	0- 0	NEUTRAL	0- 0	0- 0	2- 1				
6- 4	0- 0	0- 0	NON-CONFERENCE	0- 1	0- 2	6- 1				
1- 0	0- 0	0- 0	HOME	0- 0	0- 0	1- 0				
3- 3	0- 0	0- 0	AWAY	0- 1	0- 2	3- 0				
2- 1	0- 0	0- 0	NEUTRAL	0- 0	0- 0	2- 1				
7- 4	0- 1	1- 1	CONFERENCE	0- 2	1- 0	5- 0				
6- 1	0- 1	1- 0	HOME	0- 0	1- 0	4- 0				
1- 3	0- 0	0- 1	AWAY	0- 2	0- 0	1- 0				
0- 0	0- 0	0- 0	NEUTRAL	0- 0	0- 0	0- 0				

RPI S Opponent	Score	RPI S Opponent	Score	RPI S Opponent	Score	RPI S Opponent	Score	Team's RPI: 132
12 H Gonzaga	54 79	33 A BYU	58 83	51 A Saint Mary's (CA)	68 79	102 A Providence	47 66	
		33 H BYU	79 65	77 A Idaho St.	63 65	111 H Loyola Marymount	95 86	
				78 A Pacific	67 78	130 A Colorado	65 80	
						166 H Portland	82 68	
						168 H Santa Clara	74 48	
						220 H San Francisco	69 50	
						238 N Sacramento St.	113 97	
						255 A San Diego	74 55	
						255 H San Diego	88 65	
						259 A Hawaii	65 64	
						281 N Northern Ky.	51 46	
						282 N La Salle	55 62	
						308 H Weber St.	68 47	
						319 A Cal Poly	70 63	
						341 A Seattle U	78 64	
LAST 12 Division I GAMES:								
33 H BYU	79 65	168 H Santa Clara	74 48					
255 H San Diego	88 65	255 A San Diego	74 55					
78 A Pacific	67 78	33 A BYU	58 83					
51 A Saint Mary's (CA)	68 79	12 H Gonzaga	54 79					
111 H Loyola Marymount	95 86	166 H Portland	82 68					
220 H San Francisco	69 50	281 N Northern Ky.	51 46					

Non-Div I Games:

Pepperdine

Loss, Non-Conf, S Site, H Home A Away N Neutral

Pittsburgh

Through Games Of Feb. 6, 2019

Average RPI Win:	163	WON-LOST	WINNING	LAST 10	STRENGTH OF	OPP. STRENGTH	TEAM	ADJ.	CONF.	ADJ CONF.
Average RPI Loss:	63	RECORD	PCT. RANK	GAMES	SCHEDULE	OF SCHEDULE	RPI	RPI	RPI	RPI
DIV. I ONLY	9- 14	237	0- 1	18	38	123	123	1	1	
DIV. I NON-CONF.	9- 5	105	0- 0	52	143	82	82	1	1	
TOTALS	RPI 1-25	RPI 26-50	W-L RECORDS	RPI 51-100	RPI 101-150	RPI 150+				
9- 14	0- 5	0- 1	OVERALL	3- 5	2- 2	4- 1				
5- 8	0- 2	0- 1	HOME	1- 3	2- 2	2- 0				
2- 5	0- 3	0- 0	AWAY	1- 2	0- 0	1- 0				
2- 1	0- 0	0- 0	NEUTRAL	1- 0	0- 0	1- 1				
9- 5	0- 1	0- 0	NON-CONFERENCE	3- 2	2- 1	4- 1				
5- 3	0- 1	0- 0	HOME	1- 1	2- 1	2- 0				
2- 1	0- 0	0- 0	AWAY	1- 1	0- 0	1- 0				
2- 1	0- 0	0- 0	NEUTRAL	1- 0	0- 0	1- 1				
0- 9	0- 4	0- 1	CONFERENCE	0- 3	0- 1	0- 0				
0- 5	0- 1	0- 1	HOME	0- 2	0- 1	0- 0				
0- 4	0- 3	0- 0	AWAY	0- 1	0- 0	0- 0				
0- 0	0- 0	0- 0	NEUTRAL	0- 0	0- 0	0- 0				

RPI 1-25				RPI 26-50				RPI 51-100				RPI 101+ Team's RPI: 123			
RPI	S	Opponent	Score	RPI	S	Opponent	Score	RPI	S	Opponent	Score	RPI	S	Opponent	Score
1	A	Notre Dame	44 100	48	H	Clemson	59 65	57	H	Virginia Tech	58 74	101	H	Boston College	55 59
3	A	Louisville	42 70					65	H	West Virginia	43 77	119	H	UNCW	60 56
9	A	NC State	34 63					73	A	Duke	55 74	127	H	Youngstown St.	55 64
10	H	Syracuse	50 82					74	N	Arkansas	61 54	137	H	Fordham	65 62
14	H	UCF	58 61					87	H	Cincinnati	65 48	152	A	Duquesne	66 58
								88	A	Northwestern	52 49	181	N	Wisconsin	42 57
								92	A	Georgetown	41 70	205	H	Saint Francis (PA)	78 75
								99	H	Virginia	57 74	293	N	Tennessee St.	78 56
												314	H	New Orleans	90 38
LAST 12 Division I GAMES:															
73	A	Duke	55 74	101	H	Boston College	55 59								
57	H	Virginia Tech	58 74	9	A	NC State	34 63								
3	A	Louisville	42 70	1	A	Notre Dame	44 100								
99	H	Virginia	57 74	152	A	Duquesne	66 58								
48	H	Clemson	59 65	205	H	Saint Francis (PA)	78 75								
10	H	Syracuse	50 82	119	H	UNCW	60 56								

Non-Div I Games:

Pittsburgh

■ Loss,
■ Non-Conf,
■ S Site,
■ H Home
■ A Away
N Neutral

Average RPI Win:	252	WON-LOST	WINNING	LAST 10	STRENGTH OF	OPP. STRENGTH	TEAM	ADJ.	CONF.	ADJ CONF.
Average RPI Loss:	91	RECORD	PCT. RANK	GAMES	SCHEDULE	OF SCHEDULE	RPI	RPI	RPI	RPI
DIV. I ONLY	8- 12	231	0- 0	83	167	166	166	8	8	
DIV. I NON-CONF.	6- 3	91	0- 0	152	341	120	120	7	7	
TOTALS	RPI 1-25	RPI 26-50	W-L RECORDS	RPI 51-100	RPI 101-150	RPI 150+				
8- 12	0- 1	0- 1	OVERALL	0- 5	0- 3	8- 2				
4- 4	0- 0	0- 0	HOME	0- 2	0- 1	4- 1				
4- 7	0- 1	0- 1	AWAY	0- 2	0- 2	4- 1				
0- 1	0- 0	0- 0	NEUTRAL	0- 1	0- 0	0- 0				
6- 3	0- 0	0- 0	NON-CONFERENCE	0- 1	0- 1	6- 1				
3- 1	0- 0	0- 0	HOME	0- 0	0- 1	3- 0				
3- 1	0- 0	0- 0	AWAY	0- 0	0- 0	3- 1				
0- 1	0- 0	0- 0	NEUTRAL	0- 1	0- 0	0- 0				
2- 9	0- 1	0- 1	CONFERENCE	0- 4	0- 2	2- 1				
1- 3	0- 0	0- 0	HOME	0- 2	0- 0	1- 1				
1- 6	0- 1	0- 1	AWAY	0- 2	0- 2	1- 0				
0- 0	0- 0	0- 0	NEUTRAL	0- 0	0- 0	0- 0				

RPI S Opponent	Score	RPI S Opponent	Score	RPI S Opponent	Score	RPI S Opponent	Score	Team's RPI: 166
12 Gonzaga	71 97	33 BYU	71 79	51 Saint Mary's (CA)	85 113	111 Loyola Marymount	58 76	
				51 Saint Mary's (CA)	91 98	132 Pepperdine	68 82	
				69 N Arizona	70 92	148 UC Irvine	69 84	
				78 Pacific	77 87	163 Portland St.	79 92	
				78 Pacific	66 76	168 Santa Clara	66 72	
						201 Utah St.	61 54	
						220 San Francisco	78 73	
						249 Air Force	79 60	
						253 Cal St. Fullerton	83 74	
						255 San Diego	69 60	
						259 Hawaii	72 65	
						272 Utah Valley	65 60	
						308 Weber St.	89 73	
LAST 12 Division I GAMES:								
78 Pacific	77 87	12 Gonzaga	71 97					
51 Saint Mary's (CA)	85 113	51 Saint Mary's (CA)	91 98					
220 San Francisco	78 73	78 Pacific	66 76					
168 Santa Clara	66 72	111 Loyola Marymount	58 76					
33 BYU	71 79	132 Pepperdine	68 82					
255 San Diego	69 60	249 Air Force	79 60					

Non-Div I Games: Warner Pacific 98 63 Willamette 82 27

Portland

Loss, Non-Conf, S Site, Home Away N Neutral

Average RPI Win:	240	WON-LOST	WINNING	LAST 10	STRENGTH OF	OPP. STRENGTH	TEAM	ADJ.	CONF.	ADJ CONF.
Average RPI Loss:	107	RECORD	PCT. RANK	GAMES	SCHEDULE	OF SCHEDULE	RPI	RPI	RPI	RPI
DIV. I ONLY	14- 4	36	0- 1	333	182	163	163	16	16	
DIV. I NON-CONF.	7- 1	30	0- 0	339	259	168	168	12	12	
TOTALS	RPI 1-25	RPI 26-50	W-L RECORDS	RPI 51-100	RPI 101-150	RPI 150+				
14- 4	0- 0	0- 0	OVERALL	1- 2	2- 2	11- 0				
10- 2	0- 0	0- 0	HOME	1- 1	2- 1	7- 0				
4- 2	0- 0	0- 0	AWAY	0- 1	0- 1	4- 0				
0- 0	0- 0	0- 0	NEUTRAL	0- 0	0- 0	0- 0				
7- 1	0- 0	0- 0	NON-CONFERENCE	1- 0	0- 1	6- 0				
5- 1	0- 0	0- 0	HOME	1- 0	0- 1	4- 0				
2- 0	0- 0	0- 0	AWAY	0- 0	0- 0	2- 0				
0- 0	0- 0	0- 0	NEUTRAL	0- 0	0- 0	0- 0				
7- 3	0- 0	0- 0	CONFERENCE	0- 2	2- 1	5- 0				
5- 1	0- 0	0- 0	HOME	0- 1	2- 0	3- 0				
2- 2	0- 0	0- 0	AWAY	0- 1	0- 1	2- 0				
0- 0	0- 0	0- 0	NEUTRAL	0- 0	0- 0	0- 0				

RPI 1-25				RPI 26-50				RPI 51-100				RPI 101+				Team's RPI: 163	
RPI	S	Opponent	Score	RPI	S	Opponent	Score	RPI	S	Opponent	Score	RPI	S	Opponent	Score		
								77	H	Idaho St.	57	58	109	A	Northern Colo.	63	79
								79	H	UC Davis	65	50	140	H	Montana St.	55	53
								94	A	Idaho	78	80	145	H	Montana	78	60
													148	H	UC Irvine	68	73
													166	H	Portland	92	79
													191	A	Eastern Wash.	76	64
													211	H	UNLV	58	49
													257	H	Southern Utah	63	49
													269	H	Northern Ariz.	72	55
													280	A	UTEP	89	61
													308	A	Weber St.	77	59
													308	H	Weber St.	65	38
													327	H	San Jose St.	80	51
													340	A	Grand Canyon	60	55
													341	H	Seattle U	68	43
LAST 12 Division I GAMES:																	
				77	H	Idaho St.	57	58	308	A	Weber St.	77	59				
				308	H	Weber St.	65	38	145	H	Montana	78	60				
				94	A	Idaho	78	80	140	H	Montana St.	55	53				
				191	A	Eastern Wash.	76	64	109	A	Northern Colo.	63	79				
				269	H	Northern Ariz.	72	55	148	H	UC Irvine	68	73				
				257	H	Southern Utah	63	49	211	H	UNLV	58	49				

Non-Div I Games: Warner Pacific 102 49

Portland St.

■ Loss,
 ■ Non-Conf,
 ■ S Site,
 ■ H Home
 ■ A Away
 N Neutral

Average RPI Win:	284	WON-LOST	WINNING	LAST 10	STRENGTH OF	OPP. STRENGTH	TEAM	ADJ.	CONF.	ADJ CONF.
Average RPI Loss:	112	RECORD	PCT. RANK	GAMES	SCHEDULE	OF SCHEDULE	RPI	RPI	RPI	RPI
DIV. I ONLY	8- 9	192	1- 0	224	227	192	192	29	29	
DIV. I NON-CONF.	1- 7	319	0- 0	22	42	188	188	26	26	
TOTALS	RPI 1-25	RPI 26-50	W-L RECORDS	RPI 51-100	RPI 101-150	RPI 150+				
8- 9	0- 2	0- 1	OVERALL	0- 2	0- 1	8- 3				
3- 3	0- 0	0- 1	HOME	0- 0	0- 0	3- 2				
4- 6	0- 2	0- 0	AWAY	0- 2	0- 1	4- 1				
1- 0	0- 0	0- 0	NEUTRAL	0- 0	0- 0	1- 0				
1- 7	0- 2	0- 1	NON-CONFERENCE	0- 2	0- 1	1- 1				
0- 1	0- 0	0- 1	HOME	0- 0	0- 0	0- 0				
0- 6	0- 2	0- 0	AWAY	0- 2	0- 1	0- 1				
1- 0	0- 0	0- 0	NEUTRAL	0- 0	0- 0	1- 0				
7- 2	0- 0	0- 0	CONFERENCE	0- 0	0- 0	7- 2				
3- 2	0- 0	0- 0	HOME	0- 0	0- 0	3- 2				
4- 0	0- 0	0- 0	AWAY	0- 0	0- 0	4- 0				
0- 0	0- 0	0- 0	NEUTRAL	0- 0	0- 0	0- 0				

RPI S	Opponent	Score	RPI S	Opponent	Score	RPI S	Opponent	Score	RPI S	Opponent	Score	Team's RPI: 192
11	A Iowa St.	46 94	35	H Rice	58 68	74	A Arkansas	44 71	130	A Colorado	38 79	
18	A Texas A&M	57 70				90	A Oklahoma St.	50 70	174	A Southern U.	55 54	
									200	H Grambling	63 64	
									213	A UTRGV	50 57	
									229	H Alabama St.	71 59	
									239	H Texas Southern	44 52	
									263	N A&M-Corpus Christi	67 59	
									301	A Mississippi Val.	75 65	
									303	H Alabama A&M	77 65	
									305	H Jackson St.	76 57	
									345	A Ark.-Pine Bluff	80 41	
									350	A Alcorn	82 61	
LAST 12 Division I GAMES:												
229	H Alabama St.	71 59	239	H Texas Southern	44 52							
303	H Alabama A&M	77 65	350	A Alcorn	82 61							
345	A Ark.-Pine Bluff	80 41	174	A Southern U.	55 54							
301	A Mississippi Val.	75 65	18	A Texas A&M	57 70							
200	H Grambling	63 64	11	A Iowa St.	46 94							
305	H Jackson St.	76 57	74	A Arkansas	44 71							

Non-Div I Games: Jarvis Christian 117 32 Arlington Baptist 105 31

Prairie View

Loss, Non-Conf, S Site, H Home A Away N Neutral

Presbyterian

Through Games Of Feb. 6, 2019

Average RPI Win:	315	WON-LOST	WINNING	LAST 10	STRENGTH OF	OPP. STRENGTH	TEAM	ADJ.	CONF.	ADJ CONF.
Average RPI Loss:	201	RECORD	PCT. RANK	GAMES	SCHEDULE	OF SCHEDULE	RPI	RPI	RPI	RPI
DIV. I ONLY	4- 17	318	0- 1	298	312	335	335	28	28	
DIV. I NON-CONF.	2- 9	297	0- 0	292	274	323	323	29	29	
TOTALS	RPI 1-25	RPI 26-50	W-L RECORDS	RPI 51-100	RPI 101-150	RPI 150+				
4- 17	0- 0	0- 0	OVERALL	0- 1	0- 5	4- 11				
3- 5	0- 0	0- 0	HOME	0- 0	0- 0	3- 5				
1- 12	0- 0	0- 0	AWAY	0- 1	0- 5	1- 6				
0- 0	0- 0	0- 0	NEUTRAL	0- 0	0- 0	0- 0				
2- 9	0- 0	0- 0	NON-CONFERENCE	0- 1	0- 3	2- 5				
1- 2	0- 0	0- 0	HOME	0- 0	0- 0	1- 2				
1- 7	0- 0	0- 0	AWAY	0- 1	0- 3	1- 3				
0- 0	0- 0	0- 0	NEUTRAL	0- 0	0- 0	0- 0				
2- 8	0- 0	0- 0	CONFERENCE	0- 0	0- 2	2- 6				
2- 3	0- 0	0- 0	HOME	0- 0	0- 0	2- 3				
0- 5	0- 0	0- 0	AWAY	0- 0	0- 2	0- 3				
0- 0	0- 0	0- 0	NEUTRAL	0- 0	0- 0	0- 0				

RPI 1-25			RPI 26-50			RPI 51-100			RPI 101+			Team's RPI: 335
RPI	S	Opponent	Score	RPI	S	Opponent	Score	RPI	S	Opponent	Score	
						62 A Tennessee	49 97			107 A Georgia	59 83	
										117 A Radford	49 59	
										119 A UNCW	48 63	
										128 A High Point	40 79	
										146 A Davidson	56 83	
										172 A Vanderbilt	43 78	
										189 A Hampton	62 79	
										196 H UNC Asheville	43 52	
										244 A Furman	68 76	
										254 A Campbell	46 51	
										258 H Gardner-Webb	58 66	
										261 A Samford	54 75	
										271 A Winthrop	52 55	
										278 H Ga. Southern	68 69	
										290 H Wofford	61 50	
										291 A Col. of Charleston	71 65	
										292 H South Carolina St.	48 57	
										316 H Charleston So.	55 63	
										337 H USC Upstate	70 54	
										342 H Longwood	81 66	
LAST 12 Division I GAMES:												
						189 A Hampton	62 79			337 H USC Upstate	70 54	
						316 H Charleston So.	55 63			128 A High Point	40 79	
						196 H UNC Asheville	43 52			342 H Longwood	81 66	
						271 A Winthrop	52 55			254 A Campbell	46 51	
						117 A Radford	49 59			244 A Furman	68 76	
						258 H Gardner-Webb	58 66			107 A Georgia	59 83	

Non-Div I Games:

Presbyterian

Loss, Non-Conf, S Site, H Home A Away N Neutral

Average RPI Win:	198	WON-LOST	WINNING	LAST 10	STRENGTH OF	OPP. STRENGTH	TEAM	ADJ.	CONF.	ADJ CONF.
Average RPI Loss:	79	RECORD	PCT. RANK	GAMES	SCHEDULE	OF SCHEDULE	RPI	RPI	RPI	RPI
DIV. I ONLY	10- 8	139	1- 0	62	113	81	81	11	11	
DIV. I NON-CONF.	8- 7	160	0- 0	58	85	72	72	10	10	
TOTALS	RPI 1-25	RPI 26-50	W-L RECORDS	RPI 51-100	RPI 101-150	RPI 150+				
10- 8	0- 1	0- 2	OVERALL	1- 2	2- 2	7- 1				
3- 2	0- 0	0- 0	HOME	1- 1	1- 1	1- 0				
7- 3	0- 0	0- 1	AWAY	0- 0	1- 1	6- 1				
0- 3	0- 1	0- 1	NEUTRAL	0- 1	0- 0	0- 0				
8- 7	0- 1	0- 2	NON-CONFERENCE	1- 1	2- 2	5- 1				
3- 1	0- 0	0- 0	HOME	1- 0	1- 1	1- 0				
5- 3	0- 0	0- 1	AWAY	0- 0	1- 1	4- 1				
0- 3	0- 1	0- 1	NEUTRAL	0- 1	0- 0	0- 0				
2- 1	0- 0	0- 0	CONFERENCE	0- 1	0- 0	2- 0				
0- 1	0- 0	0- 0	HOME	0- 1	0- 0	0- 0				
2- 0	0- 0	0- 0	AWAY	0- 0	0- 0	2- 0				
0- 0	0- 0	0- 0	NEUTRAL	0- 0	0- 0	0- 0				

RPI S	Opponent	Score	RPI S	Opponent	Score	RPI S	Opponent	Score	Team's RPI: 81	RPI S	Opponent	Score
10 N	Syracuse	61 92	36 N	DePaul	67 82	52 N	Kansas St.	61 80		104 A	Hartford	75 38
			38 A	Villanova	46 67	63 H	Quinnipiac	54 42		105 H	Seton Hall	66 70
						76 H	Penn	60 66		124 A	Penn St.	71 79
										146 H	Davidson	65 57
										151 H	Marist	60 57
										192 A	Rider	89 65
										194 A	George Washington	49 64
										230 A	Monmouth	79 47
										251 A	Cornell	75 46
										256 A	St. Francis Brooklyn	83 64
										262 A	Columbia	79 64
										326 A	New Hampshire	90 42
LAST 12 Division I GAMES:												
251 A	Cornell	75 46	151 H	Marist	60 57							
262 A	Columbia	79 64	230 A	Monmouth	79 47							
76 H	Penn	60 66	63 H	Quinnipiac	54 42							
326 A	New Hampshire	90 42	146 H	Davidson	65 57							
104 A	Hartford	75 38	38 A	Villanova	46 67							
256 A	St. Francis Brooklyn	83 64	52 N	Kansas St.	61 80							

Non-Div I Games:

Princeton

■ Loss,
■ Non-Conf,
S Site,
■ Home
■ Away
N Neutral

Providence

Through Games Of Feb. 6, 2019

Average RPI Win:	171	WON-LOST	WINNING	LAST 10	STRENGTH OF	OPP. STRENGTH	TEAM	ADJ.	CONF.	ADJ CONF.
Average RPI Loss:	86	RECORD	PCT. RANK	GAMES	SCHEDULE	OF SCHEDULE	RPI	RPI	RPI	RPI
DIV. I ONLY	13- 10	137	1- 0	88	74	102	102	6	6	
DIV. I NON-CONF.	8- 4	91	1- 0	217	193	145	145	4	4	
TOTALS	RPI 1-25	RPI 26-50	W-L RECORDS	RPI 51-100	RPI 101-150	RPI 150+				
13- 10	0- 1	2- 2	OVERALL	2- 4	3- 2	6- 1				
8- 3	0- 0	2- 0	HOME	1- 3	1- 0	4- 0				
4- 7	0- 1	0- 2	AWAY	1- 1	2- 2	1- 1				
1- 0	0- 0	0- 0	NEUTRAL	0- 0	0- 0	1- 0				
8- 4	0- 0	0- 0	NON-CONFERENCE	1- 2	2- 1	5- 1				
5- 2	0- 0	0- 0	HOME	1- 2	1- 0	3- 0				
2- 2	0- 0	0- 0	AWAY	0- 0	1- 1	1- 1				
1- 0	0- 0	0- 0	NEUTRAL	0- 0	0- 0	1- 0				
5- 6	0- 1	2- 2	CONFERENCE	1- 2	1- 1	1- 0				
3- 1	0- 0	2- 0	HOME	0- 1	0- 0	1- 0				
2- 5	0- 1	0- 2	AWAY	1- 1	1- 1	0- 0				
0- 0	0- 0	0- 0	NEUTRAL	0- 0	0- 0	0- 0				

RPI 1-25				RPI 26-50				RPI 51-100				RPI 101+				Team's RPI: 102	
RPI	S	Opponent	Score	RPI	S	Opponent	Score	RPI	S	Opponent	Score	RPI	S	Opponent	Score		
8	A	Marquette	46 85	36	A	DePaul	62 88	63	H	Quinnipiac	44 48	101	A	Boston College	61 57		
				38	A	Villanova	33 53	83	H	Northeastern	59 65	105	A	Seton Hall	73 79		
				38	H	Villanova	67 61	89	H	Yale	59 42	124	A	Penn St.	72 74		
				46	H	Butler	74 68	92	A	Georgetown	56 61	126	A	St. John's (NY)	67 66		
								92	H	Georgetown	52 68	132	H	Pepperdine	66 47		
								100	A	Creighton	77 63	169	H	Xavier	71 58		
												215	A	Rhode Island	65 72		
												240	H	Sacred Heart	62 52		
												281	H	Northern Ky.	48 43		
												282	H	La Salle	77 47		
												300	N	Bryant	72 64		
												324	A	UMass Lowell	71 47		
LAST 12 Division I GAMES:																	
300	N	Bryant	72 64	105	A	Seton Hall	73 79										
92	A	Georgetown	56 61	126	A	St. John's (NY)	67 66										
38	A	Villanova	33 53	38	H	Villanova	67 61										
100	A	Creighton	77 63	92	H	Georgetown	52 68										
169	H	Xavier	71 58	36	A	DePaul	62 88										
46	H	Butler	74 68	8	A	Marquette	46 85										

Non-Div I Games:

Providence

Loss, Non-Conf, S Site, H Home A Away N Neutral

Average RPI Win:	138	WON-LOST	WINNING	LAST 10	STRENGTH OF	OPP. STRENGTH	TEAM	ADJ.	CONF.	ADJ CONF.
Average RPI Loss:	58	RECORD	PCT. RANK	GAMES	SCHEDULE	OF SCHEDULE	RPI	RPI	RPI	RPI
DIV. I ONLY	15- 9	105	0- 1	25	46	43	43	4	4	
DIV. I NON-CONF.	9- 4	85	0- 0	64	83	64	64	6	6	
TOTALS	RPI 1-25	RPI 26-50	W-L RECORDS	RPI 51-100	RPI 101-150	RPI 150+				
15- 9	1- 5	2- 1	OVERALL	4- 0	1- 2	7- 1				
11- 2	1- 1	2- 0	HOME	3- 0	0- 1	5- 0				
3- 5	0- 3	0- 1	AWAY	1- 0	1- 0	1- 1				
1- 2	0- 1	0- 0	NEUTRAL	0- 0	0- 1	1- 0				
9- 4	0- 2	1- 1	NON-CONFERENCE	1- 0	0- 1	7- 0				
7- 1	0- 1	1- 0	HOME	1- 0	0- 0	5- 0				
1- 1	0- 0	0- 1	AWAY	0- 0	0- 0	1- 0				
1- 2	0- 1	0- 0	NEUTRAL	0- 0	0- 1	1- 0				
6- 5	1- 3	1- 0	CONFERENCE	3- 0	1- 1	0- 1				
4- 1	1- 0	1- 0	HOME	2- 0	0- 1	0- 0				
2- 4	0- 3	0- 0	AWAY	1- 0	1- 0	0- 1				
0- 0	0- 0	0- 0	NEUTRAL	0- 0	0- 0	0- 0				

RPI 1-25				RPI 26-50				Team's RPI: 43				RPI 51-100				RPI 101+			
RPI	S	Opponent	Score	RPI	S	Opponent	Score	RPI	S	Opponent	Score	RPI	S	Opponent	Score	RPI	S	Opponent	Score
6	N	UConn	40 86	26	H	Miami (FL)	74 63	60	H	Michigan	71 70	102	H	Nebraska	64 84				
13	A	Iowa	58 72	37	A	Ohio	73 80	68	H	Harvard	66 65	115	A	Minnesota	64 53				
13	H	Iowa	62 57	39	H	Indiana	56 53	88	A	Northwestern	57 54	126	N	St. John's (NY)	62 68				
15	H	South Carolina	73 82					98	H	Ohio St.	60 42	156	H	Bradley	74 61				
16	A	Rutgers	63 65									176	A	Ball St.	80 38				
23	A	Michigan St.	66 74									181	A	Wisconsin	69 76				
												198	N	Ole Miss	70 59				
												232	H	Loyola Chicago	65 41				
												233	H	Western Ill.	81 60				
												237	H	Albany (NY)	53 41				
												333	H	Purdue Fort Wayne	78 44				
LAST 12 Division I GAMES:																			
23	A	Michigan St.	66 74	88	A	Northwestern	57 54												
102	H	Nebraska	64 84	13	H	Iowa	62 57												
13	A	Iowa	58 72	60	H	Michigan	71 70												
115	A	Minnesota	64 53	181	A	Wisconsin	69 76												
39	H	Indiana	56 53	98	H	Ohio St.	60 42												
16	A	Rutgers	63 65	156	H	Bradley	74 61												

Non-Div I Games:

Purdue

■ Loss,
■ Non-Conf, S Site,
■ Home
■ Away
N Neutral

Average RPI Win:	273	WON-LOST	WINNING	LAST 10	STRENGTH OF	OPP. STRENGTH	TEAM	ADJ.	CONF.	ADJ CONF.
Average RPI Loss:	188	RECORD	PCT. RANK	GAMES	SCHEDULE	OF SCHEDULE	RPI	RPI	RPI	RPI
DIV. I ONLY	3- 17	327	0- 1	276	256	333	333	18	18	
DIV. I NON-CONF.	1- 8	322	0- 0	329	314	345	345	18	18	
TOTALS	RPI 1-25	RPI 26-50	W-L RECORDS	RPI 51-100	RPI 101-150	RPI 150+				
3- 17	0- 0	0- 4	OVERALL	0- 0	0- 0	3- 13				
2- 7	0- 0	0- 2	HOME	0- 0	0- 0	2- 5				
1- 10	0- 0	0- 2	AWAY	0- 0	0- 0	1- 8				
0- 0	0- 0	0- 0	NEUTRAL	0- 0	0- 0	0- 0				
1- 8	0- 0	0- 1	NON-CONFERENCE	0- 0	0- 0	1- 7				
0- 3	0- 0	0- 0	HOME	0- 0	0- 0	0- 3				
1- 5	0- 0	0- 1	AWAY	0- 0	0- 0	1- 4				
0- 0	0- 0	0- 0	NEUTRAL	0- 0	0- 0	0- 0				
2- 9	0- 0	0- 3	CONFERENCE	0- 0	0- 0	2- 6				
2- 4	0- 0	0- 2	HOME	0- 0	0- 0	2- 2				
0- 5	0- 0	0- 1	AWAY	0- 0	0- 0	0- 4				
0- 0	0- 0	0- 0	NEUTRAL	0- 0	0- 0	0- 0				

RPI S	Opponent	Score	RPI S	Opponent	Score	RPI S	Opponent	Score	RPI S	Opponent	Score	Team's RPI: 333
			28	H South Dakota St.	52 85		170	H Denver	70 55			
			40	A South Dakota	51 69		180	A Oral Roberts	56 66			
			40	H South Dakota	49 71		180	H Oral Roberts	61 72			
			43	A Purdue	44 78		184	H Eastern Mich.	72 87			
							190	A Milwaukee	48 70			
							221	A North Dakota	60 79			
							232	A Loyola Chicago	67 81			
							233	A Western Ill.	59 73			
							233	H Western Ill.	61 90			
							235	H SIUE	49 57			
							276	A Eastern Ill.	63 72			
							284	A Western Mich.	61 69			
							294	H Valparaiso	64 68			
							309	A North Dakota St.	54 70			
							310	H Omaha	56 48			
							338	A Evansville	72 66			
LAST 12 Division I GAMES:												
			233	H Western Ill.	61 90		40	A South Dakota	51 69			
			40	H South Dakota	49 71		180	H Oral Roberts	61 72			
			180	A Oral Roberts	56 66		28	H South Dakota St.	52 85			
			170	H Denver	70 55		221	A North Dakota	60 79			
			310	H Omaha	56 48		309	A North Dakota St.	54 70			
			233	A Western Ill.	59 73		294	H Valparaiso	64 68			

Non-Div I Games: Taylor (IN) 84 74 Goshen 86 45 Ind.-Kokomo 87 50

Quinnipiac

Through Games Of Feb. 6, 2019

Average RPI Win:	216	WON-LOST	WINNING	LAST 10	STRENGTH OF	OPP. STRENGTH	TEAM	ADJ.	CONF.	ADJ CONF.
Average RPI Loss:	39	RECORD	PCT. RANK	GAMES	SCHEDULE	OF SCHEDULE	RPI	RPI	RPI	RPI
DIV. I ONLY	15- 6	64	1- 0	100	134	63	63	27	27	
DIV. I NON-CONF.	5- 6	177	1- 0	21	10	56	56	28	28	
TOTALS	RPI 1-25	RPI 26-50	W-L RECORDS	RPI 51-100	RPI 101-150	RPI 150+				
15- 6	0- 2	0- 3	OVERALL	2- 1	1- 0	12- 0				
6- 2	0- 2	0- 0	HOME	0- 0	0- 0	6- 0				
8- 2	0- 0	0- 1	AWAY	2- 1	1- 0	5- 0				
1- 2	0- 0	0- 2	NEUTRAL	0- 0	0- 0	1- 0				
5- 6	0- 2	0- 3	NON-CONFERENCE	2- 1	1- 0	2- 0				
1- 2	0- 2	0- 0	HOME	0- 0	0- 0	1- 0				
3- 2	0- 0	0- 1	AWAY	2- 1	1- 0	0- 0				
1- 2	0- 0	0- 2	NEUTRAL	0- 0	0- 0	1- 0				
10- 0	0- 0	0- 0	CONFERENCE	0- 0	0- 0	10- 0				
5- 0	0- 0	0- 0	HOME	0- 0	0- 0	5- 0				
5- 0	0- 0	0- 0	AWAY	0- 0	0- 0	5- 0				
0- 0	0- 0	0- 0	NEUTRAL	0- 0	0- 0	0- 0				

RPI 1-25			RPI 26-50			RPI 51-100			Team's RPI: 63	RPI 101+		
RPI	S	Opponent	Score	RPI	S	Opponent	Score	RPI	S	Opponent	Score	
14	H	UCF	45 47	31	N	Texas	55 56	68	A	Harvard	72 67	102 A Providence 48 44
25	H	Central Mich.	52 67	34	N	Missouri	51 65	81	A	Princeton	42 54	151 A Marist 76 69
				47	A	Bucknell	58 75	86	A	Drexel	56 52	176 N Ball St. 69 66
												192 H Rider 72 56
												224 A Niagara 96 55
												230 A Monmouth 58 46
												230 H Monmouth 67 38
												260 H Richmond 65 48
												273 H Siena 68 31
												277 A Canisius 55 42
												318 H Fairfield 81 36
												321 H Saint Peter's 90 45
												332 A Iona 76 39
LAST 12 Division I GAMES:												
				176	N	Ball St.	69 66	277	A	Canisius	55 42	
				34	N	Missouri	51 65	224	A	Niagara	96 55	
				192	H	Rider	72 56	230	H	Monmouth	67 38	
				230	A	Monmouth	58 46	151	A	Marist	76 69	
				332	A	Iona	76 39	321	H	Saint Peter's	90 45	
				273	H	Siena	68 31	318	H	Fairfield	81 36	

Non-Div I Games:

Quinnipiac

Loss, Non-Conf, S Site, H Home A Away N Neutral

Average RPI Win:	241	WON-LOST	WINNING	LAST 10	STRENGTH OF	OPP. STRENGTH	TEAM	ADJ.	CONF.	ADJ CONF.
Average RPI Loss:	120	RECORD	PCT. RANK	GAMES	SCHEDULE	OF SCHEDULE	RPI	RPI	RPI	RPI
DIV. I ONLY	14- 6	68	1- 0	207	258	117	117	28	28	
DIV. I NON-CONF.	5- 5	162	0- 0	104	102	107	107	29	29	
TOTALS	RPI 1-25	RPI 26-50	W-L RECORDS	RPI 51-100	RPI 101-150	RPI 150+				
14- 6	0- 1	0- 0	OVERALL	1- 1	2- 2	11- 2				
7- 1	0- 0	0- 0	HOME	0- 0	1- 1	6- 0				
6- 4	0- 1	0- 0	AWAY	1- 1	1- 0	4- 2				
1- 1	0- 0	0- 0	NEUTRAL	0- 0	0- 1	1- 0				
5- 5	0- 1	0- 0	NON-CONFERENCE	1- 1	1- 2	3- 1				
2- 1	0- 0	0- 0	HOME	0- 0	0- 1	2- 0				
2- 3	0- 1	0- 0	AWAY	1- 1	1- 0	0- 1				
1- 1	0- 0	0- 0	NEUTRAL	0- 0	0- 1	1- 0				
9- 1	0- 0	0- 0	CONFERENCE	0- 0	1- 0	8- 1				
5- 0	0- 0	0- 0	HOME	0- 0	1- 0	4- 0				
4- 1	0- 0	0- 0	AWAY	0- 0	0- 0	4- 1				
0- 0	0- 0	0- 0	NEUTRAL	0- 0	0- 0	0- 0				

RPI 1-25			RPI 26-50			RPI 51-100			RPI 101+ Team's RPI: 117		
RPI	S	Opponent	Score	RPI	S	RPI	S	Opponent	Score		
9	A	NC State	58 75			57	A	Virginia Tech	44 55	102	N Nebraska
						99	A	Virginia	57 44	116	A VCU
										118	H Morehead St.
										128	H High Point
										175	N Temple
										189	A Hampton
										196	H UNC Asheville
										247	A Mt. St. Mary's
										248	H ETSU
										254	A Campbell
										258	H Gardner-Webb
										271	H Winthrop
										292	H South Carolina St.
										316	A Charleston So.
										335	H Presbyterian
										337	A USC Upstate
										342	A Longwood
LAST 12 Division I GAMES:											
258	H	Gardner-Webb	79 69	271	H	Winthrop	70 49				
337	A	USC Upstate	82 41	189	A	Hampton	54 68				
254	A	Campbell	56 52	128	H	High Point	80 58				
335	H	Presbyterian	59 49	196	H	UNC Asheville	60 46				
342	A	Longwood	68 34	247	A	Mt. St. Mary's	77 89				
316	A	Charleston So.	67 41	116	A	VCU	54 49				

Non-Div I Games: Shepherd 60 46

Radford

■ Loss,
 ■ Non-Conf, S Site,
 ■ Home
 ■ Away
 N Neutral

Rhode Island

Through Games Of Feb. 6, 2019

Average RPI Win:	215	WON-LOST	WINNING	LAST 10	STRENGTH OF	OPP. STRENGTH	TEAM	ADJ.	CONF.	ADJ CONF.
Average RPI Loss:	138	RECORD	PCT. RANK	GAMES	SCHEDULE	OF SCHEDULE	RPI	RPI	RPI	RPI
DIV. I ONLY	7- 15	265	1- 0	135	164	215	215	17	17	
DIV. I NON-CONF.	5- 7	206	1- 0	68	165	152	152	16	16	
TOTALS	RPI 1-25	RPI 26-50	W-L RECORDS	RPI 51-100	RPI 101-150	RPI 150+				
7- 15	0- 0	0- 2	OVERALL	0- 1	1- 7	6- 5				
3- 8	0- 0	0- 0	HOME	0- 1	1- 5	2- 2				
4- 7	0- 0	0- 2	AWAY	0- 0	0- 2	4- 3				
0- 0	0- 0	0- 0	NEUTRAL	0- 0	0- 0	0- 0				
5- 7	0- 0	0- 2	NON-CONFERENCE	0- 1	1- 3	4- 1				
3- 3	0- 0	0- 0	HOME	0- 1	1- 2	2- 0				
2- 4	0- 0	0- 2	AWAY	0- 0	0- 1	2- 1				
0- 0	0- 0	0- 0	NEUTRAL	0- 0	0- 0	0- 0				
2- 8	0- 0	0- 0	CONFERENCE	0- 0	0- 4	2- 4				
0- 5	0- 0	0- 0	HOME	0- 0	0- 3	0- 2				
2- 3	0- 0	0- 0	AWAY	0- 0	0- 1	2- 2				
0- 0	0- 0	0- 0	NEUTRAL	0- 0	0- 0	0- 0				

RPI 1-25				RPI 26-50				RPI 51-100				RPI 101+				Team's RPI: 215	
RPI	S	Opponent	Score	RPI	S	Opponent	Score	RPI	S	Opponent	Score	RPI	S	Opponent	Score		
				32	A	Kentucky	52 75	68	H	Harvard	47 80	101	H	Boston College	64 88		
				48	A	Clemson	67 80					102	H	Providence	72 65		
												104	H	Hartford	51 65		
												108	H	Dayton	62 74		
												115	A	Minnesota	71 91		
												116	A	VCU	39 74		
												137	H	Fordham	38 56		
												146	H	Davidson	67 77		
												194	H	George Washington	59 64		
												195	A	Saint Louis	68 56		
												202	A	George Mason	69 75		
												203	H	St. Bonaventure	68 84		
												210	A	Holy Cross	65 73		
												214	A	Robert Morris	46 41		
												221	H	North Dakota	77 63		
												241	H	Brown	72 67		
												260	A	Richmond	66 60		
												270	A	Vermont	61 58		
												282	A	La Salle	71 77		
LAST 12 Division I GAMES:																	
				241	H	Brown	72 67	116	A	VCU	39 74						
				282	A	La Salle	71 77	195	A	Saint Louis	68 56						
				108	H	Dayton	62 74	146	H	Davidson	67 77						
				203	H	St. Bonaventure	68 84	194	H	George Washington	59 64						
				202	A	George Mason	69 75	260	A	Richmond	66 60						
				137	H	Fordham	38 56	68	H	Harvard	47 80						

Non-Div I Games:

Rhode Island

■ Loss,
 ■ Non-Conf,
 ■ S Site,
 ■ H Home
 ■ A Away
 N Neutral

Average RPI Win:	196	WON-LOST	WINNING	LAST 10	STRENGTH OF	OPP. STRENGTH	TEAM	ADJ.	CONF.	ADJ CONF.
Average RPI Loss:	28	RECORD	PCT. RANK	GAMES	SCHEDULE	OF SCHEDULE	RPI	RPI	RPI	RPI
DIV. I ONLY	18- 3	16	1- 0	159	116	35	35	14	14	
DIV. I NON-CONF.	9- 3	61	0- 0	229	91	78	78	19	19	
TOTALS	RPI 1-25	RPI 26-50	W-L RECORDS	RPI 51-100	RPI 101-150	RPI 150+				
18- 3	0- 2	0- 1	OVERALL	3- 0	1- 0	14- 0				
10- 0	0- 0	0- 0	HOME	1- 0	0- 0	9- 0				
7- 2	0- 1	0- 1	AWAY	2- 0	1- 0	4- 0				
1- 1	0- 1	0- 0	NEUTRAL	0- 0	0- 0	1- 0				
9- 3	0- 2	0- 1	NON-CONFERENCE	1- 0	0- 0	8- 0				
5- 0	0- 0	0- 0	HOME	0- 0	0- 0	5- 0				
3- 2	0- 1	0- 1	AWAY	1- 0	0- 0	2- 0				
1- 1	0- 1	0- 0	NEUTRAL	0- 0	0- 0	1- 0				
9- 0	0- 0	0- 0	CONFERENCE	2- 0	1- 0	6- 0				
5- 0	0- 0	0- 0	HOME	1- 0	0- 0	4- 0				
4- 0	0- 0	0- 0	AWAY	1- 0	1- 0	2- 0				
0- 0	0- 0	0- 0	NEUTRAL	0- 0	0- 0	0- 0				

RPI 1-25				RPI 26-50				Team's RPI: 35				RPI 51-100				RPI 101+			
RPI	S	Opponent	Score	RPI	S	Opponent	Score	RPI	S	Opponent	Score	RPI	S	Opponent	Score	RPI	S	Opponent	Score
18	A	Texas A&M	54 65	45	A	UCLA	50 59	61	A	Middle Tenn.	60 47	143	A	UAB	55 43				
20	N	North Carolina	50 71					66	H	Old Dominion	48 42	153	H	Georgia St.	66 49				
								80	A	Little Rock	79 65	157	A	Louisiana Tech	61 51				
												164	H	Charlotte	61 51				
												177	H	North Texas	64 52				
												183	N	Coastal Caro.	56 52				
												185	A	Southern Miss.	58 47				
												192	A	Prairie View	68 58				
												207	H	SMU	66 52				
												239	H	Texas Southern	76 71				
												279	H	UTSA	85 54				
												280	H	UTEP	76 42				
												314	H	New Orleans	67 56				
												320	H	McNeese	93 65				
												322	A	Incarinate Word	74 63				
LAST 12 Division I GAMES:																			
66	H	Old Dominion	48 42	279	H	UTSA	85 54												
164	H	Charlotte	61 51	157	A	Louisiana Tech	61 51												
143	A	UAB	55 43	185	A	Southern Miss.	58 47												
61	A	Middle Tenn.	60 47	322	A	Incarinate Word	74 63												
177	H	North Texas	64 52	183	N	Coastal Caro.	56 52												
280	H	UTEP	76 42	20	N	North Carolina	50 71												

Non-Div I Games:

Rice

■ Loss,
■ Non-Conf, S Site,
■ Home
■ Away
N Neutral

Average RPI Win:	243	WON-LOST	WINNING	LAST 10	STRENGTH OF	OPP. STRENGTH	TEAM	ADJ.	CONF.	ADJ CONF.
Average RPI Loss:	130	RECORD	PCT. RANK	GAMES	SCHEDULE	OF SCHEDULE	RPI	RPI	RPI	RPI
DIV. I ONLY	6- 16	291	0- 1	131	140	260	260	17	17	
DIV. I NON-CONF.	3- 10	278	0- 0	105	118	263	263	16	16	
TOTALS	RPI 1-25	RPI 26-50	W-L RECORDS	RPI 51-100	RPI 101-150	RPI 150+				
6- 16	0- 1	0- 1	OVERALL	0- 5	0- 5	6- 4				
5- 6	0- 0	0- 1	HOME	0- 2	0- 1	5- 2				
1- 9	0- 1	0- 0	AWAY	0- 2	0- 4	1- 2				
0- 1	0- 0	0- 0	NEUTRAL	0- 1	0- 0	0- 0				
3- 10	0- 1	0- 1	NON-CONFERENCE	0- 5	0- 1	3- 2				
3- 4	0- 0	0- 1	HOME	0- 2	0- 0	3- 1				
0- 5	0- 1	0- 0	AWAY	0- 2	0- 1	0- 1				
0- 1	0- 0	0- 0	NEUTRAL	0- 1	0- 0	0- 0				
3- 6	0- 0	0- 0	CONFERENCE	0- 0	0- 4	3- 2				
2- 2	0- 0	0- 0	HOME	0- 0	0- 1	2- 1				
1- 4	0- 0	0- 0	AWAY	0- 0	0- 3	1- 1				
0- 0	0- 0	0- 0	NEUTRAL	0- 0	0- 0	0- 0				

RPI 1-25				RPI 26-50				RPI 51-100				RPI 101+ Team's RPI: 260			
RPI	S	Opponent	Score	RPI	S	Opponent	Score	RPI	S	Opponent	Score	RPI	S	Opponent	Score
14	A	UCF	48 70	37	H	Ohio	58 109	57	N	Virginia Tech	57 85	108	A	Dayton	50 71
								63	A	Quinnipiac	48 65	116	H	VCU	43 68
								86	H	Drexel	35 58	137	A	Fordham	48 60
								92	H	Georgetown	53 73	146	A	Davidson	55 78
								96	A	Wake Forest	48 62	150	A	William & Mary	55 65
												152	A	Duquesne	54 80
												179	H	UMES	57 55
												206	H	Massachusetts	62 58
												215	H	Rhode Island	60 66
												218	H	Howard	67 60
												265	H	Saint Joseph's	46 45
												282	A	La Salle	74 60
												287	A	Fla. Atlantic	55 69
												307	H	UNC Greensboro	59 48
												318	H	Fairfield	40 58
LAST 12 Division I GAMES:															
108	A	Dayton	50 71	116	H	VCU	43 68								
206	H	Massachusetts	62 58	137	A	Fordham	48 60								
282	A	La Salle	74 60	215	H	Rhode Island	60 66								
265	H	Saint Joseph's	46 45	307	H	UNC Greensboro	59 48								
152	A	Duquesne	54 80	86	H	Drexel	35 58								
146	A	Davidson	55 78	37	H	Ohio	58 109								

Non-Div I Games:

Richmond

■ Loss,
 ■ Non-Conf, S Site,
 ■ Home
 ■ Away
 N Neutral

Average RPI Win:	273	WON-LOST	WINNING	LAST 10	STRENGTH OF	OPP. STRENGTH	TEAM	ADJ.	CONF.	ADJ CONF.
Average RPI Loss:	150	RECORD	PCT. RANK	GAMES	SCHEDULE	OF SCHEDULE	RPI	RPI	RPI	RPI
DIV. I ONLY	11- 9	140	0- 1	283	234	192	192	27	27	
DIV. I NON-CONF.	4- 7	228	0- 1	236	186	252	252	28	28	
TOTALS	RPI 1-25	RPI 26-50	W-L RECORDS	RPI 51-100	RPI 101-150	RPI 150+				
11- 9	0- 0	0- 1	OVERALL	0- 3	0- 1	11- 4				
4- 4	0- 0	0- 0	HOME	0- 2	0- 0	4- 2				
7- 4	0- 0	0- 1	AWAY	0- 1	0- 0	7- 2				
0- 1	0- 0	0- 0	NEUTRAL	0- 0	0- 1	0- 0				
4- 7	0- 0	0- 1	NON-CONFERENCE	0- 2	0- 1	4- 3				
2- 3	0- 0	0- 0	HOME	0- 2	0- 0	2- 1				
2- 3	0- 0	0- 1	AWAY	0- 0	0- 0	2- 2				
0- 1	0- 0	0- 0	NEUTRAL	0- 0	0- 1	0- 0				
7- 2	0- 0	0- 0	CONFERENCE	0- 1	0- 0	7- 1				
2- 1	0- 0	0- 0	HOME	0- 0	0- 0	2- 1				
5- 1	0- 0	0- 0	AWAY	0- 1	0- 0	5- 0				
0- 0	0- 0	0- 0	NEUTRAL	0- 0	0- 0	0- 0				

RPI S	Opponent	Score	RPI S	Opponent	Score	RPI S	Opponent	Score	RPI S	Opponent	Score	Team's RPI: 192
47	A Bucknell	59 80	63	A Quinnipiac	56 72	101	N Boston College	61 112	151	A Marist	68 58	
			81	H Princeton	65 89	210	A Holy Cross	61 71	212	H Navy	60 66	
			92	H Georgetown	49 79	230	A Monmouth	55 43	243	A Binghamton	62 57	
						247	H Mt. St. Mary's	85 67	265	A Saint Joseph's	56 54	
						270	A Vermont	49 54	273	A Siena	55 52	
						277	H Canisius	49 62	311	H NJIT	67 46	
						317	A Manhattan	73 63	318	H Fairfield	62 59	
						321	H Saint Peter's	60 38	332	A Iona	66 58	
LAST 12 Division I GAMES:												
101	N Boston College	61 112	332	A Iona	66 58							
63	A Quinnipiac	56 72	273	A Siena	55 52							
151	A Marist	68 58	230	A Monmouth	55 43							
277	H Canisius	49 62	318	H Fairfield	62 59							
317	A Manhattan	73 63	92	H Georgetown	49 79							
321	H Saint Peter's	60 38	47	A Bucknell	59 80							

Non-Div I Games:

Rider

■ Loss,
■ Non-Conf,
■ S Site,
■ H Home
■ A Away
N Neutral

Average RPI Win:	303	WON-LOST	WINNING	LAST 10	STRENGTH OF	OPP. STRENGTH	TEAM	ADJ.	CONF.	ADJ CONF.
Average RPI Loss:	128	RECORD	PCT. RANK	GAMES	SCHEDULE	OF SCHEDULE	RPI	RPI	RPI	RPI
DIV. I ONLY	11- 8	125	0- 1	320	286	214	214	31	31	
DIV. I NON-CONF.	2- 8	293	0- 1	252	78	315	315	31	31	
TOTALS	RPI 1-25	RPI 26-50	W-L RECORDS	RPI 51-100	RPI 101-150	RPI 150+				
11- 8	0- 1	0- 1	OVERALL	0- 1	0- 2	11- 3				
6- 3	0- 0	0- 1	HOME	0- 1	0- 0	6- 1				
5- 4	0- 1	0- 0	AWAY	0- 0	0- 2	5- 1				
0- 1	0- 0	0- 0	NEUTRAL	0- 0	0- 0	0- 1				
2- 8	0- 1	0- 1	NON-CONFERENCE	0- 1	0- 2	2- 3				
2- 3	0- 0	0- 1	HOME	0- 1	0- 0	2- 1				
0- 4	0- 1	0- 0	AWAY	0- 0	0- 2	0- 1				
0- 1	0- 0	0- 0	NEUTRAL	0- 0	0- 0	0- 1				
9- 0	0- 0	0- 0	CONFERENCE	0- 0	0- 0	9- 0				
4- 0	0- 0	0- 0	HOME	0- 0	0- 0	4- 0				
5- 0	0- 0	0- 0	AWAY	0- 0	0- 0	5- 0				
0- 0	0- 0	0- 0	NEUTRAL	0- 0	0- 0	0- 0				

RPI 1-25				RPI 26-50				RPI 51-100				RPI 101+ Team's RPI: 214			
RPI	S	Opponent	Score	RPI	S	Opponent	Score	RPI	S	Opponent	Score	RPI	S	Opponent	Score
13	A	Iowa	63 92	41	H	James Madison	36 59	82	H	Kent St.	46 54	111	A	Loyola Marymount	53 61
												127	A	Youngstown St.	59 69
												207	N	SMU	55 60
												215	H	Rhode Island	41 46
												228	A	Bowling Green	60 61
												240	H	Sacred Heart	64 46
												247	H	Mt. St. Mary's	70 58
												256	A	St. Francis Brooklyn	75 56
												282	H	La Salle	67 39
												297	A	Central Conn. St.	64 57
												300	A	Bryant	60 57
												328	H	Wagner	69 46
												344	A	Fairleigh Dickinson	63 43
												344	H	Fairleigh Dickinson	71 49
												347	H	Delaware St.	64 63
												351	A	LIU Brooklyn	89 37
LAST 12 Division I GAMES:															
111	A	Loyola Marymount	53 61	351	A	LIU Brooklyn	89 37								
344	A	Fairleigh Dickinson	63 43	256	A	St. Francis Brooklyn	75 56								
240	H	Sacred Heart	64 46	344	H	Fairleigh Dickinson	71 49								
328	H	Wagner	69 46	247	H	Mt. St. Mary's	70 58								
297	A	Central Conn. St.	64 57	41	H	James Madison	36 59								
300	A	Bryant	60 57	347	H	Delaware St.	64 63								

Non-Div I Games: Pitt.-Johnstown 73 53

Robert Morris

■ Loss,
 ■ Non-Conf,
 ■ S Site,
 ■ H Home
 ■ A Away
 N Neutral

REGULAR SEASON				THROUGH GAMES OF FEB. 07, 2019						
Average RPI Win:	133	WON-LOST	WINNING	LAST 10	STRENGTH OF	OPP. STRENGTH	TEAM	ADJ.	CONF.	ADJ CONF.
Average RPI Loss:	43	RECORD	PCT. RANK	GAMES	SCHEDULE	OF SCHEDULE	RPI	RPI	RPI	RPI
DIV. I ONLY	17- 5	37	1- 0	29	43	16	16	4	4	
DIV. I NON-CONF.	8- 3	72	1- 1	74	80	47	47	6	6	

TOTALS	RPI 1-25	RPI 26-50		W-L RECORDS		RPI 51-100	RPI 101-150	RPI 150+		
17- 5	2- 3	2- 0		OVERALL		3- 1	3- 1	7- 0		
11- 0	1- 0	2- 0		HOME		2- 0	1- 0	5- 0		
5- 3	1- 1	0- 0		AWAY		1- 1	2- 1	1- 0		
1- 2	0- 2	0- 0		NEUTRAL		0- 0	0- 0	1- 0		
8- 3	0- 2	0- 0		NON-CONFERENCE		2- 1	0- 0	6- 0		
6- 0	0- 0	0- 0		HOME		1- 0	0- 0	5- 0		
1- 1	0- 0	0- 0		AWAY		1- 1	0- 0	0- 0		
1- 2	0- 2	0- 0		NEUTRAL		0- 0	0- 0	1- 0		
9- 2	2- 1	2- 0		CONFERENCE		1- 0	3- 1	1- 0		
5- 0	1- 0	2- 0		HOME		1- 0	1- 0	0- 0		
4- 2	1- 1	0- 0		AWAY		0- 0	2- 1	1- 0		
0- 0	0- 0	0- 0		NEUTRAL		0- 0	0- 0	0- 0		

RPI	S	Opponent	Score	RPI	S	Opponent	Score	RPI	S	Opponent	Score	RPI	S	Opponent	Score
12	N	Gonzaga	40 57	39	H	Indiana	69 64	56	H	LSU	57 43	102	A	Nebraska	62 56
13	A	Iowa	66 72	43	H	Purdue	65 63	57	A	Virginia Tech	51 67	115	A	Minnesota	46 60
19	N	Drake	59 69					68	A	Harvard	60 49	124	A	Penn St.	69 61
21	A	Maryland	73 65					88	H	Northwestern	45 41	124	H	Penn St.	74 61
23	H	Michigan St.	76 62									162	H	Stony Brook	61 47
												186	A	Illinois	71 60
												205	H	Saint Francis (PA)	96 52
												237	H	Albany (NY)	65 39
												241	H	Brown	73 52
												248	N	ETSU	68 44
												297	H	Central Conn. St.	73 44
LAST 12 Division I GAMES:															
248	N	ETSU	68 44	23	H	Michigan St.	76 62								
12	N	Gonzaga	40 57	43	H	Purdue	65 63								
115	A	Minnesota	46 60	102	A	Nebraska	62 56								
39	H	Indiana	69 64	186	A	Illinois	71 60								
124	A	Penn St.	69 61	124	H	Penn St.	74 61								
13	A	Iowa	66 72	241	H	Brown	73 52								

Non-Div I Games:

Rutgers

■ Loss,
 ■ Non-Conf, S Site,
 ■ Home
 ■ Away
 N Neutral

Average RPI Win:	235	WON-LOST	WINNING	LAST 10	STRENGTH OF	OPP. STRENGTH	TEAM	ADJ.	CONF.	ADJ CONF.
Average RPI Loss:	75	RECORD	PCT. RANK	GAMES	SCHEDULE	OF SCHEDULE	RPI	RPI	RPI	RPI
DIV. I ONLY	15- 3	21	0- 1	233	263	72	72	25	25	
DIV. I NON-CONF.	6- 3	91	0- 1	75	160	57	57	23	23	
TOTALS	RPI 1-25	RPI 26-50	W-L RECORDS	RPI 51-100	RPI 101-150	RPI 150+				
15- 3	0- 0	0- 2	OVERALL	1- 0	1- 1	13- 0				
9- 0	0- 0	0- 0	HOME	1- 0	1- 0	7- 0				
5- 3	0- 0	0- 2	AWAY	0- 0	0- 1	5- 0				
1- 0	0- 0	0- 0	NEUTRAL	0- 0	0- 0	1- 0				
6- 3	0- 0	0- 2	NON-CONFERENCE	1- 0	1- 1	4- 0				
5- 0	0- 0	0- 0	HOME	1- 0	1- 0	3- 0				
0- 3	0- 0	0- 2	AWAY	0- 0	0- 1	0- 0				
1- 0	0- 0	0- 0	NEUTRAL	0- 0	0- 0	1- 0				
9- 0	0- 0	0- 0	CONFERENCE	0- 0	0- 0	9- 0				
4- 0	0- 0	0- 0	HOME	0- 0	0- 0	4- 0				
5- 0	0- 0	0- 0	AWAY	0- 0	0- 0	5- 0				
0- 0	0- 0	0- 0	NEUTRAL	0- 0	0- 0	0- 0				

RPI	S	Opponent	Score	RPI	S	Opponent	Score	RPI	S	Opponent	Score	RPI	S	Opponent	Score
26	A	Miami (FL)	60 81	49	A	New Mexico	33 74	89	H	Yale	67 57	140	H	Montana St.	60 53
												149	A	Texas Tech	69 77
												159	H	Tulsa	76 34
												161	A	Abilene Christian	71 55
												187	H	Nicholls St.	70 62
												189	N	Hampton	70 68
												199	A	Sam Houston St.	78 68
												239	H	Texas Southern	74 55
												266	A	Southeastern La.	62 51
												289	A	Central Ark.	59 53
												302	H	Morgan St.	69 42
												314	H	New Orleans	97 38
												322	A	Incarinate Word	66 56
												334	H	Houston Baptist	65 53
												339	H	Northwestern St.	84 56
LAST 12 Division I GAMES:															
49	A	New Mexico	33 74	322	A	Incarinate Word	66 56								
89	H	Yale	67 57	314	H	New Orleans	97 38								
334	H	Houston Baptist	65 53	339	H	Northwestern St.	84 56								
199	A	Sam Houston St.	78 68	187	H	Nicholls St.	70 62								
289	A	Central Ark.	59 53	266	A	Southeastern La.	62 51								
161	A	Abilene Christian	71 55	189	N	Hampton	70 68								

Non-Div I Games: Wiley 97 38 Cameron 86 59 Our Lady of the Lak93 77

SFA

Loss, Non-Conf, S Site, H Home A Away N Neutral

Average RPI Win:	289	WON-LOST	WINNING	LAST 10	STRENGTH OF	OPP. STRENGTH	TEAM	ADJ.	CONF.	ADJ CONF.
Average RPI Loss:	160	RECORD	PCT. RANK	GAMES	SCHEDULE	OF SCHEDULE	RPI	RPI	RPI	RPI
DIV. I ONLY	9- 11	204	1- 0	311	275	235	235	22	22	
DIV. I NON-CONF.	4- 6	212	0- 0	315	251	245	245	21	21	
TOTALS	RPI 1-25	RPI 26-50	W-L RECORDS	RPI 51-100	RPI 101-150	RPI 150+				
9- 11	0- 0	0- 1	OVERALL	0- 1	0- 3	9- 6				
4- 2	0- 0	0- 0	HOME	0- 0	0- 1	4- 1				
5- 8	0- 0	0- 1	AWAY	0- 0	0- 2	5- 5				
0- 1	0- 0	0- 0	NEUTRAL	0- 1	0- 0	0- 0				
4- 6	0- 0	0- 1	NON-CONFERENCE	0- 1	0- 0	4- 4				
1- 0	0- 0	0- 0	HOME	0- 0	0- 0	1- 0				
3- 5	0- 0	0- 1	AWAY	0- 0	0- 0	3- 4				
0- 1	0- 0	0- 0	NEUTRAL	0- 1	0- 0	0- 0				
5- 5	0- 0	0- 0	CONFERENCE	0- 0	0- 3	5- 2				
3- 2	0- 0	0- 0	HOME	0- 0	0- 1	3- 1				
2- 3	0- 0	0- 0	AWAY	0- 0	0- 2	2- 1				
0- 0	0- 0	0- 0	NEUTRAL	0- 0	0- 0	0- 0				

RPI 1-25			RPI 26-50			RPI 51-100			RPI 101+			Team's RPI: 235
RPI	S	Opponent	Score	RPI	S	Opponent	Score	RPI	S	Opponent	Score	
				34	A	Missouri	36 59	67	N	Missouri St.	65 68	
								118	H	Morehead St.	67 73	
								131	A	UT Martin	55 68	
								141	A	Tennessee Tech	55 79	
								186	A	Illinois	57 74	
								188	H	Illinois St.	68 61	
								195	A	Saint Louis	56 63	
								217	A	Southeast Mo. St.	58 63	
								217	H	Southeast Mo. St.	52 62	
								219	A	UMKC	75 80	
								225	A	Jacksonville St.	51 47	
								232	A	Loyola Chicago	43 56	
								276	A	Eastern Ill.	65 56	
								283	H	Austin Peay	69 68	
								288	H	Murray St.	71 54	
								325	H	Eastern Ky.	74 55	
								333	A	Purdue Fort Wayne	57 49	
								338	A	Evansville	54 45	
								346	A	Chicago St.	82 66	
LAST 12 Division I GAMES:												
325	H	Eastern Ky.	74 55	225	A	Jacksonville St.	51 47					
118	H	Morehead St.	67 73	141	A	Tennessee Tech	55 79					
131	A	UT Martin	55 68	276	A	Eastern Ill.	65 56					
217	A	Southeast Mo. St.	58 63	217	H	Southeast Mo. St.	52 62					
288	H	Murray St.	71 54	67	N	Missouri St.	65 68					
283	H	Austin Peay	69 68	219	A	UMKC	75 80					

Non-Div I Games: McKendree 64 63

SIUE

■ Loss,
 ■ Non-Conf,
 ■ S Site,
 ■ H Home
 ■ A Away
 N Neutral

SMU				STRENGTH OF SCHEDULE	OPP. STRENGTH OF SCHEDULE	TEAM RPI	ADJ. RPI	CONF. RPI	ADJ CONF. RPI
Average RPI Win:	242	WON-LOST RECORD	WINNING PCT. RANK						
Average RPI Loss:	104		LAST 10 GAMES						
DIV. I ONLY	8- 14	248	1- 0	99	138	207	207	9	9
DIV. I NON-CONF.	6- 7	172	1- 0	181	258	229	229	9	9

TOTALS	RPI 1-25	RPI 26-50	W-L RECORDS	RPI 51-100	RPI 101-150	RPI 150+			
8- 14	0- 2	0- 2	OVERALL	0- 1	1- 6	7- 3			
6- 6	0- 0	0- 0	HOME	0- 0	1- 4	5- 2			
0- 8	0- 2	0- 2	AWAY	0- 1	0- 2	0- 1			
2- 0	0- 0	0- 0	NEUTRAL	0- 0	0- 0	2- 0			
6- 7	0- 0	0- 2	NON-CONFERENCE	0- 0	0- 3	6- 2			
4- 4	0- 0	0- 0	HOME	0- 0	0- 2	4- 2			
0- 3	0- 0	0- 2	AWAY	0- 0	0- 1	0- 0			
2- 0	0- 0	0- 0	NEUTRAL	0- 0	0- 0	2- 0			
2- 7	0- 2	0- 0	CONFERENCE	0- 1	1- 3	1- 1			
2- 2	0- 0	0- 0	HOME	0- 0	1- 2	1- 0			
0- 5	0- 2	0- 0	AWAY	0- 1	0- 1	0- 1			
0- 0	0- 0	0- 0	NEUTRAL	0- 0	0- 0	0- 0			

RPI 1-25				RPI 26-50				RPI 51-100				RPI 101+ Team's RPI: 207			
RPI	S	Opponent	Score	RPI	S	Opponent	Score	RPI	S	Opponent	Score	RPI	S	Opponent	Score
6	A	UConn	39 79	35	A	Rice	52 66	87	A	Cincinnati	57 69	109	A	Northern Colo.	57 58
14	A	UCF	43 55	44	A	TCU	63 65					112	A	Houston	68 69
												112	H	Houston	61 72
												113	H	Alabama	61 62
												114	H	UT Arlington	41 66
												135	H	Tulane	43 61
												139	H	South Fla.	46 44
												154	H	Oklahoma	61 77
												159	A	Tulsa	35 49
												177	H	North Texas	73 66
												214	N	Robert Morris	60 55
												250	H	Wichita St.	78 50
												266	H	Southeastern La.	62 63
												269	N	Northern Ariz.	55 48
												275	H	CSU Bakersfield	49 43
												301	H	Mississippi Val.	62 47
												312	H	La.-Monroe	49 38
LAST 12 Division I GAMES:															
269	N	Northern Ariz.	55 48	250	H	Wichita St.	78 50								
159	A	Tulsa	35 49	135	H	Tulane	43 61								
112	A	Houston	68 69	112	H	Houston	61 72								
139	H	South Fla.	46 44	87	A	Cincinnati	57 69								
6	A	UConn	39 79	114	H	UT Arlington	41 66								
14	A	UCF	43 55	154	H	Oklahoma	61 77								

Non-Div I Games:

SMU

■ Loss,
 ■ Non-Conf,
 ■ S Site,
 ■ Home
 ■ A Away
 N Neutral

Average RPI Win:	246	WON-LOST	WINNING	LAST 10	STRENGTH OF	OPP. STRENGTH	TEAM	ADJ.	CONF.	ADJ CONF.
Average RPI Loss:	112	RECORD	PCT. RANK	GAMES	SCHEDULE	OF SCHEDULE	RPI	RPI	RPI	RPI
DIV. I ONLY	7- 10	224	1- 0	205	157	238	238	16	16	
DIV. I NON-CONF.	3- 4	199	1- 0	141	243	210	210	12	12	
TOTALS	RPI 1-25	RPI 26-50	W-L RECORDS	RPI 51-100	RPI 101-150	RPI 150+				
7- 10	0- 0	0- 1	OVERALL	0- 4	0- 4	7- 1				
4- 5	0- 0	0- 0	HOME	0- 2	0- 2	4- 1				
1- 4	0- 0	0- 1	AWAY	0- 2	0- 1	1- 0				
2- 1	0- 0	0- 0	NEUTRAL	0- 0	0- 1	2- 0				
3- 4	0- 0	0- 1	NON-CONFERENCE	0- 1	0- 1	3- 1				
1- 2	0- 0	0- 0	HOME	0- 1	0- 0	1- 1				
0- 1	0- 0	0- 1	AWAY	0- 0	0- 0	0- 0				
2- 1	0- 0	0- 0	NEUTRAL	0- 0	0- 1	2- 0				
4- 6	0- 0	0- 0	CONFERENCE	0- 3	0- 3	4- 0				
3- 3	0- 0	0- 0	HOME	0- 1	0- 2	3- 0				
1- 3	0- 0	0- 0	AWAY	0- 2	0- 1	1- 0				
0- 0	0- 0	0- 0	NEUTRAL	0- 0	0- 0	0- 0				

RPI 1-25				RPI 26-50				RPI 51-100				RPI 101+				Team's RPI: 238	
RPI	S	Opponent	Score	RPI	S	Opponent	Score	RPI	S	Opponent	Score	RPI	S	Opponent	Score		
				49	A	New Mexico	53 85	77	A	Idaho St.	43 73	109	A	Northern Colo.	69 82		
								77	H	Idaho St.	42 56	132	N	Pepperdine	97 113		
								79	H	UC Davis	60 109	140	H	Montana St.	53 69		
								94	A	Idaho	66 104	145	H	Montana	86 88		
												186	N	Illinois	109 107		
												189	N	Hampton	65 61		
												191	A	Eastern Wash.	73 70		
												220	H	San Francisco	75 86		
												257	H	Southern Utah	77 76		
												269	H	Northern Ariz.	65 61		
												308	H	Weber St.	77 62		
												319	H	Cal Poly	88 85		
LAST 12 Division I GAMES:																	
189	N	Hampton	65 61	269	H	Northern Ariz.	65 61	77	A	Idaho St.	43 73	140	H	Montana St.	53 69		
308	H	Weber St.	77 62	77	A	Idaho St.	43 73	145	H	Montana	86 88	109	A	Northern Colo.	69 82		
77	H	Idaho St.	42 56	49	A	New Mexico	53 85										
191	A	Eastern Wash.	73 70														
94	A	Idaho	66 104														
257	H	Southern Utah	77 76														

Non-Div I Games: Antelope Valley 86 80

Sacramento St.

Sacred Heart

Through Games Of Feb. 6, 2019

Average RPI Win:	303	WON-LOST	WINNING	LAST 10	STRENGTH OF	OPP. STRENGTH	TEAM	ADJ.	CONF.	ADJ CONF.
Average RPI Loss:	181	RECORD	PCT. RANK	GAMES	SCHEDULE	OF SCHEDULE	RPI	RPI	RPI	RPI
DIV. I ONLY	10- 10	159	0- 1	300	336	240	240	31	31	
DIV. I NON-CONF.	4- 7	228	0- 0	238	270	237	237	31	31	
TOTALS	RPI 1-25	RPI 26-50	W-L RECORDS	RPI 51-100	RPI 101-150	RPI 150+				
10- 10	0- 0	0- 1	OVERALL	0- 0	0- 2	10- 7				
5- 4	0- 0	0- 0	HOME	0- 0	0- 0	5- 4				
5- 6	0- 0	0- 1	AWAY	0- 0	0- 2	5- 3				
0- 0	0- 0	0- 0	NEUTRAL	0- 0	0- 0	0- 0				
4- 7	0- 0	0- 1	NON-CONFERENCE	0- 0	0- 2	4- 4				
1- 3	0- 0	0- 0	HOME	0- 0	0- 0	1- 3				
3- 4	0- 0	0- 1	AWAY	0- 0	0- 2	3- 1				
0- 0	0- 0	0- 0	NEUTRAL	0- 0	0- 0	0- 0				
6- 3	0- 0	0- 0	CONFERENCE	0- 0	0- 0	6- 3				
4- 1	0- 0	0- 0	HOME	0- 0	0- 0	4- 1				
2- 2	0- 0	0- 0	AWAY	0- 0	0- 0	2- 2				
0- 0	0- 0	0- 0	NEUTRAL	0- 0	0- 0	0- 0				

RPI 1-25			RPI 26-50			RPI 51-100			RPI 101+			Team's RPI: 240
RPI	S	Opponent	Score	RPI	S	Opponent	Score	RPI	S	Opponent	Score	
				32	A	Kentucky	43 71					
								102	A	Providence	52 62	
								136	A	Lehigh	66 70	
								162	H	Stony Brook	58 73	
								205	A	Saint Francis (PA)	68 85	
								206	A	Massachusetts	61 78	
								214	A	Robert Morris	46 64	
								230	H	Monmouth	50 55	
								252	A	Hofstra	70 64	
								256	A	St. Francis Brooklyn	68 66	
								256	H	St. Francis Brooklyn	53 56	
								265	H	Saint Joseph's	44 61	
								273	H	Siena	72 50	
								297	H	Central Conn. St.	66 61	
								300	H	Bryant	49 48	
								317	A	Manhattan	74 46	
								326	A	New Hampshire	71 60	
								328	A	Wagner	80 68	
								328	H	Wagner	72 64	
								351	H	LIU Brooklyn	75 53	
LAST 12 Division I GAMES:												
256	H	St. Francis Brooklyn	53 56	328	A	Wagner	80 68					
214	A	Robert Morris	46 64	351	H	LIU Brooklyn	75 53					
205	A	Saint Francis (PA)	68 85	297	H	Central Conn. St.	66 61					
328	H	Wagner	72 64	32	A	Kentucky	43 71					
256	A	St. Francis Brooklyn	68 66	265	H	Saint Joseph's	44 61					
300	H	Bryant	49 48	317	A	Manhattan	74 46					

Non-Div I Games:

Sacred Heart

■ Loss,
 ■ Non-Conf,
 ■ S Site,
 ■ H Home
 ■ A Away
 N Neutral

Average RPI Win:	277	WON-LOST	WINNING	LAST 10	STRENGTH OF	OPP. STRENGTH	TEAM	ADJ.	CONF.	ADJ CONF.
Average RPI Loss:	149	RECORD	PCT. RANK	GAMES	SCHEDULE	OF SCHEDULE	RPI	RPI	RPI	RPI
DIV. I ONLY	8- 12	231	0- 1	178	281	205	205	31	31	
DIV. I NON-CONF.	2- 9	297	0- 1	35	103	202	202	31	31	
TOTALS	RPI 1-25	RPI 26-50	W-L RECORDS	RPI 51-100	RPI 101-150	RPI 150+				
8- 12	0- 2	0- 0	OVERALL	0- 2	1- 3	7- 5				
5- 2	0- 0	0- 0	HOME	0- 1	1- 0	4- 1				
3- 8	0- 2	0- 0	AWAY	0- 0	0- 2	3- 4				
0- 2	0- 0	0- 0	NEUTRAL	0- 1	0- 1	0- 0				
2- 9	0- 2	0- 0	NON-CONFERENCE	0- 2	1- 3	1- 2				
1- 2	0- 0	0- 0	HOME	0- 1	1- 0	0- 1				
1- 5	0- 2	0- 0	AWAY	0- 0	0- 2	1- 1				
0- 2	0- 0	0- 0	NEUTRAL	0- 1	0- 1	0- 0				
6- 3	0- 0	0- 0	CONFERENCE	0- 0	0- 0	6- 3				
4- 0	0- 0	0- 0	HOME	0- 0	0- 0	4- 0				
2- 3	0- 0	0- 0	AWAY	0- 0	0- 0	2- 3				
0- 0	0- 0	0- 0	NEUTRAL	0- 0	0- 0	0- 0				

RPI 1-25				RPI 26-50				RPI 51-100				RPI 101+ Team's RPI: 205			
RPI	S	Opponent	Score	RPI	S	Opponent	Score	RPI	S	Opponent	Score	RPI	S	Opponent	Score
2	A	Baylor	58 116					58	N	Boise St.	64 78	118	H	Morehead St.	89 83
16	A	Rutgers	52 96					70	H	FGCU	69 83	123	A	Pittsburgh	75 78
												127	A	Youngstown St.	56 80
												145	N	Montana	77 79
												152	H	Duquesne	73 93
												240	H	Sacred Heart	85 68
												242	A	Liberty	53 82
												247	A	Mt. St. Mary's	83 72
												247	H	Mt. St. Mary's	68 66
												256	A	St. Francis Brooklyn	65 78
												297	A	Central Conn. St.	62 73
												300	A	Bryant	63 66
												328	H	Wagner	107 70
												342	A	Longwood	91 88
												344	H	Fairleigh Dickinson	75 64
												351	A	LIU Brooklyn	80 66
LAST 12 Division I GAMES:															
145	N	Montana	77 79	256	A	St. Francis Brooklyn	65 78								
247	A	Mt. St. Mary's	83 72	351	A	LIU Brooklyn	80 66								
328	H	Wagner	107 70	247	H	Mt. St. Mary's	68 66								
240	H	Sacred Heart	85 68	344	H	Fairleigh Dickinson	75 64								
300	A	Bryant	63 66	123	A	Pittsburgh	75 78								
297	A	Central Conn. St.	62 73	118	H	Morehead St.	89 83								

Non-Div I Games: Seton Hill 86 74

Saint Francis (PA)

■ Loss,
 ■ Non-Conf,
 ■ S Site,
 ■ Home
 ■ A Away
 N Neutral

Saint Joseph's

Through Games Of Feb. 6, 2019

Average RPI Win:	236	WON-LOST	WINNING	LAST 10	STRENGTH OF	OPP. STRENGTH	TEAM	ADJ.	CONF.	ADJ CONF.
Average RPI Loss:	137	RECORD	PCT. RANK	GAMES	SCHEDULE	OF SCHEDULE	RPI	RPI	RPI	RPI
DIV. I ONLY	7- 15	265	1- 0	167	176	265	265	17	17	
DIV. I NON-CONF.	4- 9	252	1- 0	147	204	258	258	16	16	
TOTALS	RPI 1-25	RPI 26-50	W-L RECORDS	RPI 51-100	RPI 101-150	RPI 150+				
7- 15	0- 0	0- 1	OVERALL	0- 3	1- 4	6- 7				
6- 7	0- 0	0- 1	HOME	0- 1	1- 2	5- 3				
1- 8	0- 0	0- 0	AWAY	0- 2	0- 2	1- 4				
0- 0	0- 0	0- 0	NEUTRAL	0- 0	0- 0	0- 0				
4- 9	0- 0	0- 1	NON-CONFERENCE	0- 3	0- 1	4- 4				
3- 5	0- 0	0- 1	HOME	0- 1	0- 1	3- 2				
1- 4	0- 0	0- 0	AWAY	0- 2	0- 0	1- 2				
0- 0	0- 0	0- 0	NEUTRAL	0- 0	0- 0	0- 0				
3- 6	0- 0	0- 0	CONFERENCE	0- 0	1- 3	2- 3				
3- 2	0- 0	0- 0	HOME	0- 0	1- 1	2- 1				
0- 4	0- 0	0- 0	AWAY	0- 0	0- 2	0- 2				
0- 0	0- 0	0- 0	NEUTRAL	0- 0	0- 0	0- 0				

RPI S	Opponent	Score	RPI S	Opponent	Score	RPI S	Opponent	Score	RPI S	Opponent	Score	Team's RPI: 265
38	H Villanova	35 47	53	H Auburn	70 81	108	A Dayton	65 72	116	A VCU	40 59	
			76	A Penn	45 65	116	H VCU	47 65	120	H Towson	52 73	
			86	A Drexel	34 51	146	H Davidson	66 54	152	A Duquesne	73 81	
						160	A Delaware	39 48	175	H Temple	52 58	
						192	H Rider	54 56	195	H Saint Louis	49 62	
						203	H St. Bonaventure	66 41	212	A Navy	48 49	
						224	H Niagara	68 54	240	A Sacred Heart	61 44	
						260	A Richmond	45 46	262	H Columbia	68 61	
						282	H La Salle	60 57	295	H Loyola Maryland	49 46	
LAST 12 Division I GAMES:												
295	H Loyola Maryland	49 46	152	A Duquesne	73 81							
146	H Davidson	66 54	203	H St. Bonaventure	66 41							
116	H VCU	47 65	195	H Saint Louis	49 62							
108	A Dayton	65 72	116	A VCU	40 59							
260	A Richmond	45 46	212	A Navy	48 49							
282	H La Salle	60 57	160	A Delaware	39 48							

Non-Div I Games:

Saint Joseph's

■ Loss,
 ■ Non-Conf,
 ■ S Site,
 ■ H Home
 ■ A Away
 N Neutral

Saint Louis

Through Games Of Feb. 6, 2019

Average RPI Win:	207	WON-LOST	WINNING	LAST 10	STRENGTH OF	OPP. STRENGTH	TEAM	ADJ.	CONF.	ADJ CONF.
Average RPI Loss:	129	RECORD	PCT. RANK	GAMES	SCHEDULE	OF SCHEDULE	RPI	RPI	RPI	RPI
DIV. I ONLY	10- 13	217	1- 0	185	112	195	195	17	17	
DIV. I NON-CONF.	5- 8	224	1- 0	203	45	215	215	16	16	
TOTALS	RPI 1-25	RPI 26-50	W-L RECORDS	RPI 51-100	RPI 101-150	RPI 150+				
10- 13	0- 1	0- 1	OVERALL	1- 2	1- 4	8- 5				
5- 6	0- 1	0- 1	HOME	0- 1	1- 1	4- 2				
5- 5	0- 0	0- 0	AWAY	1- 0	0- 2	4- 3				
0- 2	0- 0	0- 0	NEUTRAL	0- 1	0- 1	0- 0				
5- 8	0- 1	0- 1	NON-CONFERENCE	1- 2	0- 1	4- 3				
2- 4	0- 1	0- 1	HOME	0- 1	0- 0	2- 1				
3- 2	0- 0	0- 0	AWAY	1- 0	0- 0	2- 2				
0- 2	0- 0	0- 0	NEUTRAL	0- 1	0- 1	0- 0				
5- 5	0- 0	0- 0	CONFERENCE	0- 0	1- 3	4- 2				
3- 2	0- 0	0- 0	HOME	0- 0	1- 1	2- 1				
2- 3	0- 0	0- 0	AWAY	0- 0	0- 2	2- 1				
0- 0	0- 0	0- 0	NEUTRAL	0- 0	0- 0	0- 0				

RPI 1-25				RPI 26-50				RPI 51-100				RPI 101+ Team's RPI: 195			
RPI	S	Opponent	Score	RPI	S	Opponent	Score	RPI	S	Opponent	Score	RPI	S	Opponent	Score
6	H	UConn	42 98	34	H	Missouri	62 74	87	H	Cincinnati	50 51	108	H	Dayton	68 65
								89	N	Yale	52 58	116	A	VCU	47 57
								99	A	Virginia	67 65	129	N	Chattanooga	61 71
												137	A	Fordham	51 54
												137	H	Fordham	53 56
												155	H	Southern Ill.	62 58
												159	A	Tulsa	75 86
												173	H	Indiana St.	56 60
												188	A	Illinois St.	67 72
												194	H	George Washington	60 44
												202	H	George Mason	60 53
												203	A	St. Bonaventure	62 45
												206	A	Massachusetts	66 70
												215	H	Rhode Island	56 68
												235	H	SIUE	63 56
												265	A	Saint Joseph's	62 49
												287	A	Fla. Atlantic	93 61
												325	A	Eastern Ky.	70 43
LAST 12 Division I GAMES:															
287	A	Fla. Atlantic	93 61	203	A	St. Bonaventure	62 45								
137	A	Fordham	51 54	215	H	Rhode Island	56 68								
194	H	George Washington	60 44	137	H	Fordham	53 56								
202	H	George Mason	60 53	265	A	Saint Joseph's	62 49								
116	A	VCU	47 57	206	A	Massachusetts	66 70								
108	H	Dayton	68 65	89	N	Yale	52 58								

Non-Div I Games:

Saint Louis

■ Loss,
 ■ Non-Conf,
 ■ S Site,
 ■ H Home
 ■ A Away
 N Neutral

Saint Mary's (CA)

Through Games Of Feb. 6, 2019

Average RPI Win:	175	WON-LOST	WINNING	LAST 10	STRENGTH OF	OPP. STRENGTH	TEAM	ADJ.	CONF.	ADJ CONF.
Average RPI Loss:	35	RECORD	PCT. RANK	GAMES	SCHEDULE	OF SCHEDULE	RPI	RPI	RPI	RPI
DIV. I ONLY	14- 8	96	1- 0	49	73	51	51	8	8	
DIV. I NON-CONF.	7- 4	109	1- 0	62	50	55	55	7	7	
TOTALS	RPI 1-25	RPI 26-50	W-L RECORDS	RPI 51-100	RPI 101-150	RPI 150+				
14- 8	0- 3	1- 3	OVERALL	1- 2	3- 0	9- 0				
6- 4	0- 2	1- 2	HOME	0- 0	2- 0	3- 0				
6- 4	0- 1	0- 1	AWAY	0- 2	1- 0	5- 0				
2- 0	0- 0	0- 0	NEUTRAL	1- 0	0- 0	1- 0				
7- 4	0- 1	1- 2	NON-CONFERENCE	1- 1	1- 0	4- 0				
2- 2	0- 1	1- 1	HOME	0- 0	0- 0	1- 0				
3- 2	0- 0	0- 1	AWAY	0- 1	1- 0	2- 0				
2- 0	0- 0	0- 0	NEUTRAL	1- 0	0- 0	1- 0				
7- 4	0- 2	0- 1	CONFERENCE	0- 1	2- 0	5- 0				
4- 2	0- 1	0- 1	HOME	0- 0	2- 0	2- 0				
3- 2	0- 1	0- 0	AWAY	0- 1	0- 0	3- 0				
0- 0	0- 0	0- 0	NEUTRAL	0- 0	0- 0	0- 0				

RPI 1-25				RPI 26-50				RPI 51-100				RPI 101+			
RPI	S	Opponent	Score	RPI	S	Opponent	Score	RPI	S	Opponent	Score	RPI	S	Opponent	Score
5	H	Oregon	55 79	27	H	California	78 81	66	N	Old Dominion	83 65	111	H	Loyola Marymount	86 62
12	A	Gonzaga	62 74	30	A	Oregon St.	56 89	78	A	Pacific	67 76	125	A	Washington St.	70 64
12	H	Gonzaga	52 66	33	H	BYU	73 74	79	A	UC Davis	74 76	132	H	Pepperdine	79 68
				50	H	Wyoming	90 84					166	A	Portland	98 91
												166	H	Portland	113 85
												168	A	Santa Clara	83 59
												178	N	Texas St.	89 62
												190	H	Milwaukee	73 71
												220	A	San Francisco	80 65
												255	H	San Diego	74 60
												304	A	UC Santa Barbara	80 55
												319	A	Cal Poly	69 51
LAST 12 Division I GAMES:															
66	N	Old Dominion	83 65	220	A	San Francisco	80 65								
12	H	Gonzaga	52 66	33	H	BYU	73 74								
166	H	Portland	113 85	255	H	San Diego	74 60								
111	H	Loyola Marymount	86 62	166	A	Portland	98 91								
132	H	Pepperdine	79 68	12	A	Gonzaga	62 74								
168	A	Santa Clara	83 59	78	A	Pacific	67 76								

Non-Div I Games:

Saint Mary's (CA)

■ Loss,
 ■ Non-Conf,
 ■ S Site,
 ■ Home
 ■ A Away
 N Neutral

Saint Peter's

Through Games Of Feb. 6, 2019

Average RPI Win:	329	WON-LOST	WINNING	LAST 10	STRENGTH OF	OPP. STRENGTH	TEAM	ADJ.	CONF.	ADJ CONF.
Average RPI Loss:	205	RECORD	PCT. RANK	GAMES	SCHEDULE	OF SCHEDULE	RPI	RPI	RPI	RPI
DIV. I ONLY	6- 15	284	0- 1	302	346	321	321	27	27	
DIV. I NON-CONF.	5- 6	177	0- 0	314	347	286	286	28	28	
TOTALS	RPI 1-25	RPI 26-50	W-L RECORDS	RPI 51-100	RPI 101-150	RPI 150+				
6- 15	0- 0	0- 0	OVERALL	0- 2	0- 2	6- 11				
4- 5	0- 0	0- 0	HOME	0- 0	0- 0	4- 5				
2- 10	0- 0	0- 0	AWAY	0- 2	0- 2	2- 6				
0- 0	0- 0	0- 0	NEUTRAL	0- 0	0- 0	0- 0				
5- 6	0- 0	0- 0	NON-CONFERENCE	0- 1	0- 2	5- 3				
4- 1	0- 0	0- 0	HOME	0- 0	0- 0	4- 1				
1- 5	0- 0	0- 0	AWAY	0- 1	0- 2	1- 2				
0- 0	0- 0	0- 0	NEUTRAL	0- 0	0- 0	0- 0				
1- 9	0- 0	0- 0	CONFERENCE	0- 1	0- 0	1- 8				
0- 4	0- 0	0- 0	HOME	0- 0	0- 0	0- 4				
1- 5	0- 0	0- 0	AWAY	0- 1	0- 0	1- 4				
0- 0	0- 0	0- 0	NEUTRAL	0- 0	0- 0	0- 0				

RPI 1-25				RPI 26-50				RPI 51-100				RPI 101+				Team's RPI: 321	
RPI	S	Opponent	Score	RPI	S	Opponent	Score	RPI	S	Opponent	Score	RPI	S	Opponent	Score		
								63	A	Quinnipiac	45	90	101	A	Boston College	57	89
								89	A	Yale	56	72	105	A	Seton Hall	47	90
													151	H	Marist	42	62
													192	A	Rider	38	60
													224	A	Niagara	57	81
													224	H	Niagara	66	75
													253	H	Cal St. Fullerton	45	69
													256	A	St. Francis Brooklyn	70	74
													273	A	Siena	46	50
													273	H	Siena	57	84
													277	A	Canisius	59	78
													277	H	Canisius	62	75
													311	H	NJIT	70	57
													318	A	Fairfield	68	65
													323	A	Lafayette	62	60
													324	A	UMass Lowell	57	59
													328	H	Wagner	69	57
													344	H	Fairleigh Dickinson	75	58
													351	H	LIU Brooklyn	86	59
LAST 12 Division I GAMES:																	
277	A	Canisius	59	78	277	H	Canisius	62	75								
224	A	Niagara	57	81	224	H	Niagara	66	75								
273	A	Siena	46	50	63	A	Quinnipiac	45	90								
151	H	Marist	42	62	273	H	Siena	57	84								
192	A	Rider	38	60	344	H	Fairleigh Dickinson	75	58								
318	A	Fairfield	68	65	256	A	St. Francis Brooklyn	70	74								

Non-Div I Games:

Saint Peter's

■ Loss,
 ■ Non-Conf,
 ■ S Site,
 ■ H Home
 ■ A Away
 N Neutral

Average RPI Win: 286				Through Games of Feb. 6, 1919													
WON-LOST		WINNING		LAST 10		STRENGTH OF		OPP. STRENGTH		TEAM		ADJ.		CONF.		ADJ CONF.	
RECORD		PCT. RANK		GAMES		SCHEDULE		OF SCHEDULE		RPI		RPI		RPI		RPI	
DIV. I ONLY		8- 9		192		1- 0		229		248		199		199		25	
DIV. I NON-CONF.		2- 5		264		0- 0		86		125		162		162		23	
TOTALS		RPI 1-25		RPI 26-50		W-L RECORDS		RPI 51-100		RPI 101-150		RPI 150+					
8- 9		0- 0		0- 1		OVERALL		0- 4		0- 0		8- 4					
3- 4		0- 0		0- 0		HOME		0- 2		0- 0		3- 2					
5- 4		0- 0		0- 1		AWAY		0- 1		0- 0		5- 2					
0- 1		0- 0		0- 0		NEUTRAL		0- 1		0- 0		0- 0					
2- 5		0- 0		0- 1		NON-CONFERENCE		0- 2		0- 0		2- 2					
0- 1		0- 0		0- 0		HOME		0- 0		0- 0		0- 1					
2- 3		0- 0		0- 1		AWAY		0- 1		0- 0		2- 1					
0- 1		0- 0		0- 0		NEUTRAL		0- 1		0- 0		0- 0					
6- 4		0- 0		0- 0		CONFERENCE		0- 2		0- 0		6- 2					
3- 3		0- 0		0- 0		HOME		0- 2		0- 0		3- 1					
3- 1		0- 0		0- 0		AWAY		0- 0		0- 0		3- 1					
0- 0		0- 0		0- 0		NEUTRAL		0- 0		0- 0		0- 0					

RPI 1-25				RPI 26-50				RPI 51-100				RPI 101+				Team's RPI: 199	
RPI	S	Opponent	Score	RPI	S	Opponent	Score	RPI	S	Opponent	Score	RPI	S	Opponent	Score		
				44	A	TCU	59 72	56	A	LSU	52 66	161	H	Abilene Christian	79 91		
								59	H	Lamar University	72 83	180	H	Oral Roberts	62 73		
								72	H	SFA	68 78	185	A	Southern Miss.	65 61		
								91	N	Troy	79 84	236	A	Louisiana	68 62		
												250	A	Wichita St.	55 63		
												263	A	A&M-Corpus Christi	61 76		
												266	H	Southeastern La.	94 63		
												289	H	Central Ark.	66 62		
												320	A	McNeese	93 80		
												322	A	Incarnate Word	76 56		
												334	A	Houston Baptist	74 63		
												339	H	Northwestern St.	66 55		
LAST 12 Division I GAMES:																	
				320	A	McNeese	93 80	263	A	A&M-Corpus Christi	61 76						
				72	H	SFA	68 78	322	A	Incarnate Word	76 56						
				266	H	Southeastern La.	94 63	289	H	Central Ark.	66 62						
				59	H	Lamar University	72 83	161	H	Abilene Christian	79 91						
				339	H	Northwestern St.	66 55	44	A	TCU	59 72						
				334	A	Houston Baptist	74 63	180	H	Oral Roberts	62 73						

Non-Div I Games:	UNKNOWN	94	46	Wiley	101	63	Jarvis Christian	100	55
------------------	---------	----	----	-------	-----	----	------------------	-----	----

Sam Houston St.

Loss, Non-Conf, S Site, H Home A Away N Neutral

Average RPI Win:	264	WON-LOST	WINNING	LAST 10	STRENGTH OF	OPP. STRENGTH	TEAM	ADJ.	CONF.	ADJ CONF.
Average RPI Loss:	169	RECORD	PCT. RANK	GAMES	SCHEDULE	OF SCHEDULE	RPI	RPI	RPI	RPI
DIV. I ONLY	5- 15	300	0- 1	214	221	261	261	26	26	
DIV. I NON-CONF.	3- 10	278	0- 0	136	212	220	220	25	25	
TOTALS	RPI 1-25	RPI 26-50	W-L RECORDS	RPI 51-100	RPI 101-150	RPI 150+				
5- 15	0- 0	0- 0	OVERALL	0- 3	0- 4	5- 8				
2- 2	0- 0	0- 0	HOME	0- 0	0- 2	2- 0				
3- 13	0- 0	0- 0	AWAY	0- 3	0- 2	3- 8				
0- 0	0- 0	0- 0	NEUTRAL	0- 0	0- 0	0- 0				
3- 10	0- 0	0- 0	NON-CONFERENCE	0- 3	0- 3	3- 4				
1- 1	0- 0	0- 0	HOME	0- 0	0- 1	1- 0				
2- 9	0- 0	0- 0	AWAY	0- 3	0- 2	2- 4				
0- 0	0- 0	0- 0	NEUTRAL	0- 0	0- 0	0- 0				
2- 5	0- 0	0- 0	CONFERENCE	0- 0	0- 1	2- 4				
1- 1	0- 0	0- 0	HOME	0- 0	0- 1	1- 0				
1- 4	0- 0	0- 0	AWAY	0- 0	0- 0	1- 4				
0- 0	0- 0	0- 0	NEUTRAL	0- 0	0- 0	0- 0				

RPI S	Opponent	Score	RPI S	Opponent	Score	RPI S	Opponent	Score	RPI S	Opponent	Score	Team's RPI: 261
						53	A Auburn	46 73	129	H Chattanooga	63 73	
						90	A Oklahoma St.	62 82	130	A Colorado	39 81	
						91	A Troy	52 72	131	A UT Martin	68 89	
									143	H UAB	41 66	
									158	A Mercer	68 76	
									170	A Denver	87 83	
									172	A Vanderbilt	52 77	
									185	A Southern Miss.	40 76	
									189	A Hampton	57 64	
									227	A Memphis	48 53	
									229	A Alabama St.	60 51	
									244	A Furman	36 57	
									248	H ETSU	79 58	
									290	A Wofford	62 71	
									307	A UNC Greensboro	54 55	
									335	H Presbyterian	75 54	
									336	A Western Caro.	75 42	
LAST 12 Division I GAMES:												
290	A	Wofford	62	71	158	A	Mercer	68	76			
244	A	Furman	36	57	172	A	Vanderbilt	52	77			
129	H	Chattanooga	63	73	130	A	Colorado	39	81			
248	H	ETSU	79	58	170	A	Denver	87	83			
336	A	Western Caro.	75	42	53	A	Auburn	46	73			
307	A	UNC Greensboro	54	55	227	A	Memphis	48	53			

Non-Div I Games: Rhodes 71 54 Montevallo 73 47

Samford

Loss, Non-Conf, S Site, H Home A Away N Neutral

San Diego

Through Games Of Feb. 6, 2019

Average RPI Win:	247	WON-LOST	WINNING	LAST 10	STRENGTH OF	OPP. STRENGTH	TEAM	ADJ.	CONF.	ADJ CONF.
Average RPI Loss:	123	RECORD	PCT. RANK	GAMES	SCHEDULE	OF SCHEDULE	RPI	RPI	RPI	RPI
DIV. I ONLY	7- 14	258	0- 1	201	104	255	255	8	8	
DIV. I NON-CONF.	6- 4	125	0- 0	321	191	224	224	7	7	
TOTALS	RPI 1-25	RPI 26-50	W-L RECORDS	RPI 51-100	RPI 101-150	RPI 150+				
7- 14	0- 1	0- 2	OVERALL	0- 2	0- 5	7- 4				
5- 6	0- 1	0- 2	HOME	0- 0	0- 2	5- 1				
2- 8	0- 0	0- 0	AWAY	0- 2	0- 3	2- 3				
0- 0	0- 0	0- 0	NEUTRAL	0- 0	0- 0	0- 0				
6- 4	0- 0	0- 1	NON-CONFERENCE	0- 0	0- 1	6- 2				
5- 1	0- 0	0- 1	HOME	0- 0	0- 0	5- 0				
1- 3	0- 0	0- 0	AWAY	0- 0	0- 1	1- 2				
0- 0	0- 0	0- 0	NEUTRAL	0- 0	0- 0	0- 0				
1- 10	0- 1	0- 1	CONFERENCE	0- 2	0- 4	1- 2				
0- 5	0- 1	0- 1	HOME	0- 0	0- 2	0- 1				
1- 5	0- 0	0- 0	AWAY	0- 2	0- 2	1- 1				
0- 0	0- 0	0- 0	NEUTRAL	0- 0	0- 0	0- 0				

RPI 1-25				RPI 26-50				RPI 51-100				RPI 101+				Team's RPI: 255
RPI	S	Opponent	Score	RPI	S	Opponent	Score	RPI	S	Opponent	Score	RPI	S	Opponent	Score	
12	H	Gonzaga	61 86	27	H	California	53 70	51	A	Saint Mary's (CA)	60 74	111	A	Loyola Marymount	57 83	
				33	H	BYU	56 65	78	A	Pacific	47 79	111	H	Loyola Marymount	52 69	
												115	A	Minnesota	48 53	
												132	A	Pepperdine	65 88	
												132	H	Pepperdine	55 74	
												166	H	Portland	60 69	
												168	A	Santa Clara	57 49	
												216	H	San Diego St.	72 71	
												220	A	San Francisco	57 68	
												223	H	Dartmouth	78 76	
												257	A	Southern Utah	59 69	
												259	H	Hawaii	58 50	
												264	A	Long Beach St.	60 56	
												274	H	Cleveland St.	83 82	
												279	A	UTSA	77 87	
												327	H	San Jose St.	83 79	
LAST 12 Division I GAMES:																
				111	A	Loyola Marymount	57 83	51	A	Saint Mary's (CA)	60 74					
				132	A	Pepperdine	65 88	132	H	Pepperdine	55 74					
				33	H	BYU	56 65	111	H	Loyola Marymount	52 69					
				12	H	Gonzaga	61 86	168	A	Santa Clara	57 49					
				166	H	Portland	60 69	220	A	San Francisco	57 68					
				78	A	Pacific	47 79	327	H	San Jose St.	83 79					

Non-Div I Games: Cal St. San B'dino 76 58

San Diego

■ Loss,
 ■ Non-Conf,
 ■ S Site,
 ■ H Home
 ■ A Away
 N Neutral

Average RPI Win:	237	WON-LOST	WINNING	LAST 10	STRENGTH OF	OPP. STRENGTH	TEAM	ADJ.	CONF.	ADJ CONF.
Average RPI Loss:	144	RECORD	PCT. RANK	GAMES	SCHEDULE	OF SCHEDULE	RPI	RPI	RPI	RPI
DIV. I ONLY	8- 12	231	1- 0	162	205	216	216	15	15	
DIV. I NON-CONF.	5- 6	177	0- 0	246	287	233	233	13	13	
TOTALS	RPI 1-25	RPI 26-50	W-L RECORDS	RPI 51-100	RPI 101-150	RPI 150+				
8- 12	0- 0	1- 3	OVERALL	0- 2	1- 2	6- 5				
6- 5	0- 0	1- 1	HOME	0- 2	0- 1	5- 1				
2- 7	0- 0	0- 2	AWAY	0- 0	1- 1	1- 4				
0- 0	0- 0	0- 0	NEUTRAL	0- 0	0- 0	0- 0				
5- 6	0- 0	0- 1	NON-CONFERENCE	0- 1	1- 1	4- 3				
3- 3	0- 0	0- 1	HOME	0- 1	0- 0	3- 1				
2- 3	0- 0	0- 0	AWAY	0- 0	1- 1	1- 2				
0- 0	0- 0	0- 0	NEUTRAL	0- 0	0- 0	0- 0				
3- 6	0- 0	1- 2	CONFERENCE	0- 1	0- 1	2- 2				
3- 2	0- 0	1- 0	HOME	0- 1	0- 1	2- 0				
0- 4	0- 0	0- 2	AWAY	0- 0	0- 0	0- 2				
0- 0	0- 0	0- 0	NEUTRAL	0- 0	0- 0	0- 0				

RPI 1-25				RPI 26-50				RPI 51-100				RPI 101+				Team's RPI: 216	
RPI	S	Opponent	Score	RPI	S	Opponent	Score	RPI	S	Opponent	Score	RPI	S	Opponent	Score		
				44	H	TCU	64 81	58	H	Boise St.	66 69	121	H	Fresno St.	81 87		
				49	A	New Mexico	62 70	69	H	Arizona	60 69	144	A	CSUN	74 77		
				49	H	New Mexico	61 59					148	A	UC Irvine	78 70		
				50	A	Wyoming	45 87					168	A	Santa Clara	43 60		
												211	A	UNLV	57 71		
												249	A	Air Force	66 75		
												249	H	Air Force	70 61		
												253	A	Cal St. Fullerton	83 72		
												255	A	San Diego	71 72		
												259	H	Hawaii	58 57		
												285	H	California Baptist	83 67		
												304	H	UC Santa Barbara	58 63		
												322	H	Incarinate Word	81 38		
												327	H	San Jose St.	69 68		
LAST 12 Division I GAMES:																	
				49	H	New Mexico	61 59	249	H	Air Force	70 61						
				327	H	San Jose St.	69 68	50	A	Wyoming	45 87						
				249	A	Air Force	66 75	58	H	Boise St.	66 69						
				211	A	UNLV	57 71	304	H	UC Santa Barbara	58 63						
				121	H	Fresno St.	81 87	144	A	CSUN	74 77						
				49	A	New Mexico	62 70	148	A	UC Irvine	78 70						

Non-Div I Games:

San Diego St.

San Francisco

Through Games Of Feb. 6, 2019

Average RPI Win:	269	WON-LOST	WINNING	LAST 10	STRENGTH OF	OPP. STRENGTH	TEAM	ADJ.	CONF.	ADJ CONF.
Average RPI Loss:	100	RECORD	PCT. RANK	GAMES	SCHEDULE	OF SCHEDULE	RPI	RPI	RPI	RPI
DIV. I ONLY	6- 15	284	1- 0	127	103	220	220	8	8	
DIV. I NON-CONF.	4- 7	228	0- 0	223	174	243	243	7	7	
TOTALS	RPI 1-25	RPI 26-50	W-L RECORDS	RPI 51-100	RPI 101-150	RPI 150+				
6- 15	0- 2	0- 1	OVERALL	0- 4	0- 5	6- 3				
2- 7	0- 0	0- 1	HOME	0- 3	0- 2	2- 1				
2- 7	0- 2	0- 0	AWAY	0- 1	0- 3	2- 1				
2- 1	0- 0	0- 0	NEUTRAL	0- 0	0- 0	2- 1				
4- 7	0- 1	0- 0	NON-CONFERENCE	0- 2	0- 3	4- 1				
1- 3	0- 0	0- 0	HOME	0- 1	0- 2	1- 0				
1- 3	0- 1	0- 0	AWAY	0- 1	0- 1	1- 0				
2- 1	0- 0	0- 0	NEUTRAL	0- 0	0- 0	2- 1				
2- 8	0- 1	0- 1	CONFERENCE	0- 2	0- 2	2- 2				
1- 4	0- 0	0- 1	HOME	0- 2	0- 0	1- 1				
1- 4	0- 1	0- 0	AWAY	0- 0	0- 2	1- 1				
0- 0	0- 0	0- 0	NEUTRAL	0- 0	0- 0	0- 0				

RPI 1-25				RPI 26-50				RPI 51-100				RPI 101+ Team's RPI: 220			
RPI	S	Opponent	Score	RPI	S	Opponent	Score	RPI	S	Opponent	Score	RPI	S	Opponent	Score
4	A	Stanford	62 96	33	H	BYU	59 67	51	H	Saint Mary's (CA)	65 80	109	H	Northern Colo.	63 68
12	A	Gonzaga	51 78					78	H	Pacific	75 85	111	A	Loyola Marymount	58 66
								79	H	UC Davis	68 70	114	H	UT Arlington	73 80
								94	A	Idaho	63 70	125	A	Washington St.	61 91
												132	A	Pepperdine	50 69
												166	A	Portland	73 78
												168	A	Santa Clara	57 49
												168	H	Santa Clara	66 71
												221	N	North Dakota	97 100
												238	A	Sacramento St.	86 75
												255	H	San Diego	68 57
												309	N	North Dakota St.	75 42
												319	N	Cal Poly	65 62
												327	H	San Jose St.	85 63
LAST 12 Division I GAMES:															
168	A	Santa Clara	57 49	111	A	Loyola Marymount	58 66								
166	A	Portland	73 78	168	H	Santa Clara	66 71								
12	A	Gonzaga	51 78	33	H	BYU	59 67								
78	H	Pacific	75 85	255	H	San Diego	68 57								
51	H	Saint Mary's (CA)	65 80	221	N	North Dakota	97 100								
132	A	Pepperdine	50 69	309	N	North Dakota St.	75 42								

Non-Div I Games:

San Francisco

■ Loss,
■ Non-Conf,
■ S Site,
■ H Home
■ A Away
N Neutral

Average RPI Win: 238		WON-LOST	WINNING	LAST 10	STRENGTH OF	OPP. STRENGTH	TEAM	ADJ.	CONF.	ADJ CONF.
Average RPI Loss: 162		RECORD	PCT. RANK	GAMES	SCHEDULE	OF SCHEDULE	RPI	RPI	RPI	RPI
DIV. I ONLY		2- 17	336	0- 1	200	173	327	327	15	15
DIV. I NON-CONF.		1- 9	326	0- 0	188	201	326	326	13	13
TOTALS		RPI 1-25	RPI 26-50	W-L RECORDS	RPI 51-100	RPI 101-150	RPI 150+			
2- 17	0- 0		0- 1	OVERALL	0- 2	0- 5	2- 9			
2- 6	0- 0		0- 1	HOME	0- 1	0- 1	2- 3			
0- 11	0- 0		0- 0	AWAY	0- 1	0- 4	0- 6			
0- 0	0- 0		0- 0	NEUTRAL	0- 0	0- 0	0- 0			
1- 9	0- 0		0- 0	NON-CONFERENCE	0- 1	0- 4	1- 4			
1- 3	0- 0		0- 0	HOME	0- 1	0- 1	1- 1			
0- 6	0- 0		0- 0	AWAY	0- 0	0- 3	0- 3			
0- 0	0- 0		0- 0	NEUTRAL	0- 0	0- 0	0- 0			
1- 8	0- 0		0- 1	CONFERENCE	0- 1	0- 1	1- 5			
1- 3	0- 0		0- 1	HOME	0- 0	0- 0	1- 2			
0- 5	0- 0		0- 0	AWAY	0- 1	0- 1	0- 3			
0- 0	0- 0		0- 0	NEUTRAL	0- 0	0- 0	0- 0			

RPI 1-25				RPI 26-50				RPI 51-100				RPI 101+				Team's RPI: 327	
RPI	S	Opponent	Score	RPI	S	Opponent	Score	RPI	S	Opponent	Score	RPI	S	Opponent	Score		
				50	H	Wyoming	56 70	58	A	Boise St.	68 99	102	A	Nebraska	63 96		
								78	H	Pacific	67 91	121	A	Fresno St.	48 77		
												130	A	Colorado	64 76		
												144	A	CSUN	40 76		
												148	H	UC Irvine	66 74		
												163	A	Portland St.	51 80		
												168	H	Santa Clara	56 62		
												201	A	Utah St.	49 82		
												201	H	Utah St.	68 59		
												211	H	UNLV	43 53		
												216	A	San Diego St.	68 69		
												220	A	San Francisco	63 85		
												245	H	Nevada	49 52		
												249	A	Air Force	77 88		
												255	A	San Diego	79 83		
												275	H	CSU Bakersfield	82 72		
LAST 12 Division I GAMES:																	
				216	A	San Diego St.	68 69	58	A	Boise St.	68 99						
				201	H	Utah St.	68 59	245	H	Nevada	49 52						
				249	A	Air Force	77 88	121	A	Fresno St.	48 77						
				50	H	Wyoming	56 70	255	A	San Diego	79 83						
				211	H	UNLV	43 53	144	A	CSUN	40 76						
				201	A	Utah St.	49 82	168	H	Santa Clara	56 62						

Non-Div I Games:	San Fran. St.	66	73
------------------	---------------	----	----

San Jose St.

Loss, Non-Conf, S Site, H Home A Away N Neutral

Santa Clara

Through Games Of Feb. 6, 2019

Average RPI Win:	216	WON-LOST	WINNING	LAST 10	STRENGTH OF	OPP. STRENGTH	TEAM	ADJ.	CONF.	ADJ CONF.
Average RPI Loss:	103	RECORD	PCT. RANK	GAMES	SCHEDULE	OF SCHEDULE	RPI	RPI	RPI	RPI
DIV. I ONLY	9- 11	204	0- 1	130	117	168	168	8	8	
DIV. I NON-CONF.	6- 4	125	0- 0	172	228	130	130	7	7	
TOTALS	RPI 1-25	RPI 26-50	W-L RECORDS	RPI 51-100	RPI 101-150	RPI 150+				
9- 11	0- 1	0- 2	OVERALL	1- 3	1- 3	7- 2				
4- 6	0- 0	0- 1	HOME	1- 2	0- 1	3- 2				
5- 5	0- 1	0- 1	AWAY	0- 1	1- 2	4- 0				
0- 0	0- 0	0- 0	NEUTRAL	0- 0	0- 0	0- 0				
6- 4	0- 0	0- 1	NON-CONFERENCE	1- 1	0- 2	5- 0				
4- 1	0- 0	0- 0	HOME	1- 0	0- 1	3- 0				
2- 3	0- 0	0- 1	AWAY	0- 1	0- 1	2- 0				
0- 0	0- 0	0- 0	NEUTRAL	0- 0	0- 0	0- 0				
3- 7	0- 1	0- 1	CONFERENCE	0- 2	1- 1	2- 2				
0- 5	0- 0	0- 1	HOME	0- 2	0- 0	0- 2				
3- 2	0- 1	0- 0	AWAY	0- 0	1- 1	2- 0				
0- 0	0- 0	0- 0	NEUTRAL	0- 0	0- 0	0- 0				

RPI 1-25				RPI 26-50				RPI 51-100				RPI 101+ Team's RPI: 168			
RPI	S	Opponent	Score	RPI	S	Opponent	Score	RPI	S	Opponent	Score	RPI	S	Opponent	Score
12	A	Gonzaga	61 78	30	A	Oregon St.	31 82	51	H	Saint Mary's (CA)	59 83	111	A	Loyola Marymount	83 75
				33	H	BYU	44 54	54	A	Southern California	46 77	121	A	Fresno St.	53 80
								67	H	Missouri St.	77 73	132	A	Pepperdine	48 74
								78	H	Pacific	70 74	144	H	CSUN	38 53
												166	A	Portland	72 66
												216	H	San Diego St.	60 43
												220	A	San Francisco	71 66
												220	H	San Francisco	49 57
												245	H	Nevada	56 48
												253	A	Cal St. Fullerton	64 60
												255	H	San Diego	49 57
												327	A	San Jose St.	62 56
												340	H	Grand Canyon	75 55
LAST 12 Division I GAMES:															
220	H	San Francisco	49 57	132	A	Pepperdine	48 74								
12	A	Gonzaga	61 78	220	A	San Francisco	71 66								
166	A	Portland	72 66	255	H	San Diego	49 57								
51	H	Saint Mary's (CA)	59 83	33	H	BYU	44 54								
78	H	Pacific	70 74	340	H	Grand Canyon	75 55								
111	A	Loyola Marymount	83 75	327	A	San Jose St.	62 56								

Non-Div I Games: Sonoma St. 98 38

Santa Clara

Loss, Non-Conf, S Site, H Home A Away N Neutral

Average RPI Win:	332	WON-LOST	WINNING	LAST 10	STRENGTH OF	OPP. STRENGTH	TEAM	ADJ.	CONF.	ADJ CONF.
Average RPI Loss:	229	RECORD	PCT. RANK	GAMES	SCHEDULE	OF SCHEDULE	RPI	RPI	RPI	RPI
DIV. I ONLY	2- 13	333	0- 1	351	306	348	348	32	32	
DIV. I NON-CONF.	0- 7	336	0- 0	267	128	343	343	32	32	
TOTALS	RPI 1-25	RPI 26-50	W-L RECORDS	RPI 51-100	RPI 101-150	RPI 150+				
2- 13	0- 0	0- 2	OVERALL	0- 0	0- 0	2- 11				
0- 6	0- 0	0- 0	HOME	0- 0	0- 0	0- 6				
2- 7	0- 0	0- 2	AWAY	0- 0	0- 0	2- 5				
0- 0	0- 0	0- 0	NEUTRAL	0- 0	0- 0	0- 0				
0- 7	0- 0	0- 2	NON-CONFERENCE	0- 0	0- 0	0- 5				
0- 3	0- 0	0- 0	HOME	0- 0	0- 0	0- 3				
0- 4	0- 0	0- 2	AWAY	0- 0	0- 0	0- 2				
0- 0	0- 0	0- 0	NEUTRAL	0- 0	0- 0	0- 0				
2- 6	0- 0	0- 0	CONFERENCE	0- 0	0- 0	2- 6				
0- 3	0- 0	0- 0	HOME	0- 0	0- 0	0- 3				
2- 3	0- 0	0- 0	AWAY	0- 0	0- 0	2- 3				
0- 0	0- 0	0- 0	NEUTRAL	0- 0	0- 0	0- 0				

RPI 1-25				RPI 26-50				RPI 51-100				RPI 101+				Team's RPI: 348	
RPI	S	Opponent	Score	RPI	S	Opponent	Score	RPI	S	Opponent	Score	RPI	S	Opponent	Score		
				28	A	South Dakota St.	49 97					179	A	UMES	46 78		
				36	A	DePaul	61 124					198	A	Ole Miss	51 74		
												222	H	Jacksonville	58 68		
												239	H	Texas Southern	41 65		
												250	A	Wichita St.	50 66		
												267	H	Norfolk St.	42 78		
												278	H	Ga. Southern	71 82		
												292	H	South Carolina St.	60 71		
												302	A	Morgan St.	47 63		
												315	A	Coppin St.	76 70		
												343	H	N.C. Central	67 71		
												347	A	Delaware St.	58 66		
												349	A	Florida A&M	54 50		
LAST 12 Division I GAMES:																	
				179	A	UMES	46 78	302	A	Morgan St.	47 63						
				347	A	Delaware St.	58 66	315	A	Coppin St.	76 70						
				343	H	N.C. Central	67 71	250	A	Wichita St.	50 66						
				292	H	South Carolina St.	60 71	28	A	South Dakota St.	49 97						
				267	H	Norfolk St.	42 78	198	A	Ole Miss	51 74						
				349	A	Florida A&M	54 50	239	H	Texas Southern	41 65						

Non-Div I Games: Carver 101 49 Wesleyan (GA) 155 26

Savannah St.

Average RPI Win:	346	WON-LOST	WINNING	LAST 10	STRENGTH OF	OPP. STRENGTH	TEAM	ADJ.	CONF.	ADJ CONF.
Average RPI Loss:	197	RECORD	PCT. RANK	GAMES	SCHEDULE	OF SCHEDULE	RPI	RPI	RPI	RPI
DIV. I ONLY	1- 20	348	0- 1	218	317	341	341	30	30	
DIV. I NON-CONF.	0- 13	336	0- 0	123	262	327	327	30	30	
TOTALS	RPI 1-25	RPI 26-50	W-L RECORDS	RPI 51-100	RPI 101-150	RPI 150+				
1- 20	0- 0	0- 1	OVERALL	0- 3	0- 3	1- 13				
1- 9	0- 0	0- 0	HOME	0- 0	0- 2	1- 7				
0- 10	0- 0	0- 1	AWAY	0- 2	0- 1	0- 6				
0- 1	0- 0	0- 0	NEUTRAL	0- 1	0- 0	0- 0				
0- 13	0- 0	0- 1	NON-CONFERENCE	0- 3	0- 3	0- 6				
0- 5	0- 0	0- 0	HOME	0- 0	0- 2	0- 3				
0- 7	0- 0	0- 1	AWAY	0- 2	0- 1	0- 3				
0- 1	0- 0	0- 0	NEUTRAL	0- 1	0- 0	0- 0				
1- 7	0- 0	0- 0	CONFERENCE	0- 0	0- 0	1- 7				
1- 4	0- 0	0- 0	HOME	0- 0	0- 0	1- 4				
0- 3	0- 0	0- 0	AWAY	0- 0	0- 0	0- 3				
0- 0	0- 0	0- 0	NEUTRAL	0- 0	0- 0	0- 0				

RPI 1-25				RPI 26-50				RPI 51-100				RPI 101+				Team's RPI: 341	
RPI	S	Opponent	Score	RPI	S	Opponent	Score	RPI	S	Opponent	Score	RPI	S	Opponent	Score		
				29	A	Utah	62 89	69	N	Arizona	54 84	132	H	Pepperdine	64 78		
								78	A	Pacific	61 75	133	H	Washington	58 69		
								79	A	UC Davis	59 76	148	A	UC Irvine	60 65		
												163	A	Portland St.	43 68		
												167	A	New Mexico St.	55 75		
												213	A	UTRGV	56 69		
												219	H	UMKC	62 86		
												245	A	Nevada	54 67		
												253	H	Cal St. Fullerton	54 57		
												259	A	Hawaii	51 67		
												269	H	Northern Ariz.	58 65		
												272	H	Utah Valley	55 58		
												275	H	CSU Bakersfield	60 70		
												285	A	California Baptist	83 100		
												319	H	Cal Poly	50 60		
												340	H	Grand Canyon	73 74		
												346	H	Chicago St.	90 54		
LAST 12 Division I GAMES:																	
285	A	California Baptist	83 100	340	H	Grand Canyon	73 74										
219	H	UMKC	62 86	275	H	CSU Bakersfield	60 70										
346	H	Chicago St.	90 54	148	A	UC Irvine	60 65										
213	A	UTRGV	56 69	245	A	Nevada	54 67										
167	A	New Mexico St.	55 75	319	H	Cal Poly	50 60										
272	H	Utah Valley	55 58	79	A	UC Davis	59 76										

Non-Div I Games:

Seattle U

■ Loss,
 ■ Non-Conf,
 ■ S Site,
 ■ Home
 ■ A Away
 N Neutral

Average RPI Win:	192	WON-LOST	WINNING	LAST 10	STRENGTH OF	OPP. STRENGTH	TEAM	ADJ.	CONF.	ADJ CONF.
Average RPI Loss:	65	RECORD	PCT. RANK	GAMES	SCHEDULE	OF SCHEDULE	RPI	RPI	RPI	RPI
DIV. I ONLY	14- 8	96	1- 0	117	77	105	105	6	6	
DIV. I NON-CONF.	8- 3	72	0- 0	287	180	135	135	4	4	
TOTALS	RPI 1-25	RPI 26-50	W-L RECORDS	RPI 51-100	RPI 101-150	RPI 150+				
14- 8	0- 2	2- 4	OVERALL	3- 0	2- 0	7- 2				
11- 2	0- 0	1- 1	HOME	2- 0	2- 0	6- 1				
2- 5	0- 2	1- 2	AWAY	1- 0	0- 0	0- 1				
1- 1	0- 0	0- 1	NEUTRAL	0- 0	0- 0	1- 0				
8- 3	0- 1	0- 2	NON-CONFERENCE	1- 0	0- 0	7- 0				
6- 0	0- 0	0- 0	HOME	0- 0	0- 0	6- 0				
1- 2	0- 1	0- 1	AWAY	1- 0	0- 0	0- 0				
1- 1	0- 0	0- 1	NEUTRAL	0- 0	0- 0	1- 0				
6- 5	0- 1	2- 2	CONFERENCE	2- 0	2- 0	0- 2				
5- 2	0- 0	1- 1	HOME	2- 0	2- 0	0- 1				
1- 3	0- 1	1- 1	AWAY	0- 0	0- 0	0- 1				
0- 0	0- 0	0- 0	NEUTRAL	0- 0	0- 0	0- 0				

RPI 1-25				RPI 26-50				RPI 51-100				RPI 101+				Team's RPI: 105
RPI	S	Opponent	Score	RPI	S	Opponent	Score	RPI	S	Opponent	Score	RPI	S	Opponent	Score	
6	A	UConn	61 99	36	A	DePaul	84 73	81	A	Princeton	70 66	102	H	Providence	79 73	
8	A	Marquette	60 96	38	H	Villanova	66 70	92	H	Georgetown	76 63	126	H	St. John's (NY)	77 67	
				42	N	Georgia Tech	73 84	100	H	Creighton	82 75	169	A	Xavier	62 63	
				45	A	UCLA	62 78					169	H	Xavier	76 80	
				46	A	Butler	59 62					256	H	St. Francis Brooklyn	100 77	
				46	H	Butler	83 62					279	H	UTSA	84 53	
												296	H	Kennesaw St.	102 80	
												307	N	UNC Greensboro	71 64	
												321	H	Saint Peter's	90 47	
												324	H	UMass Lowell	90 57	
												328	H	Wagner	95 40	
LAST 12 Division I GAMES:																
				46	H	Butler	83 62	102	H	Providence	79 73					
				169	H	Xavier	76 80	100	H	Creighton	82 75					
				92	H	Georgetown	76 63	169	A	Xavier	62 63					
				38	H	Villanova	66 70	46	A	Butler	59 62					
				36	A	DePaul	84 73	126	H	St. John's (NY)	77 67					
				8	A	Marquette	60 96	307	N	UNC Greensboro	71 64					

Non-Div I Games:

Seton Hall

■ Loss,
■ Non-Conf,
■ S Site,
■ H Home
■ A Away
N Neutral

Average RPI Win:	278	WON-LOST	WINNING	LAST 10	STRENGTH OF	OPP. STRENGTH	TEAM	ADJ.	CONF.	ADJ CONF.
Average RPI Loss:	185	RECORD	PCT. RANK	GAMES	SCHEDULE	OF SCHEDULE	RPI	RPI	RPI	RPI
DIV. I ONLY	9- 13	226	1- 0	285	288	273	273	27	27	
DIV. I NON-CONF.	4- 7	228	1- 0	233	272	276	276	28	28	
TOTALS	RPI 1-25	RPI 26-50	W-L RECORDS	RPI 51-100	RPI 101-150	RPI 150+				
9- 13	0- 0	0- 0	OVERALL	0- 4	0- 0	9- 9				
5- 6	0- 0	0- 0	HOME	0- 2	0- 0	5- 4				
3- 6	0- 0	0- 0	AWAY	0- 1	0- 0	3- 5				
1- 1	0- 0	0- 0	NEUTRAL	0- 1	0- 0	1- 0				
4- 7	0- 0	0- 0	NON-CONFERENCE	0- 3	0- 0	4- 4				
2- 4	0- 0	0- 0	HOME	0- 2	0- 0	2- 2				
1- 2	0- 0	0- 0	AWAY	0- 0	0- 0	1- 2				
1- 1	0- 0	0- 0	NEUTRAL	0- 1	0- 0	1- 0				
5- 6	0- 0	0- 0	CONFERENCE	0- 1	0- 0	5- 5				
3- 2	0- 0	0- 0	HOME	0- 0	0- 0	3- 2				
2- 4	0- 0	0- 0	AWAY	0- 1	0- 0	2- 3				
0- 0	0- 0	0- 0	NEUTRAL	0- 0	0- 0	0- 0				

RPI 1-25			RPI 26-50			RPI 51-100			RPI 101+			Team's RPI: 273
RPI	S	Opponent	Score	RPI	S	Opponent	Score	RPI	S	Opponent	Score	
						63 A Quinnipiac	31 68	151 A Marist			59 88	
						68 H Harvard	54 73	151 H Marist			58 73	
						76 H Penn	51 58	192 H Rider			52 55	
						86 N Drexel	39 51	203 A St. Bonaventure			58 74	
								206 H Massachusetts			64 59	
								218 A Howard			86 81	
								226 H Colgate			55 53	
								230 A Monmouth			77 68	
								240 A Sacred Heart			50 72	
								252 H Hofstra			50 57	
								287 H Fla. Atlantic			66 70	
								317 A Manhattan			48 52	
								317 H Manhattan			62 56	
								318 A Fairfield			55 59	
								321 A Saint Peter's			84 57	
								321 H Saint Peter's			50 46	
								328 N Wagner			74 71	
								332 H Iona			59 47	
LAST 12 Division I GAMES:												
						328 N Wagner	74 71	230 A Monmouth			77 68	
						317 A Manhattan	48 52	151 A Marist			59 88	
						151 H Marist	58 73	192 H Rider			52 55	
						318 A Fairfield	55 59	317 H Manhattan			62 56	
						321 H Saint Peter's	50 46	332 H Iona			59 47	
						63 A Quinnipiac	31 68	321 A Saint Peter's			84 57	

Non-Div I Games:

Siena

■ Loss,
 ■ Non-Conf,
 ■ S Site,
 ■ H Home
 ■ A Away
 N Neutral

South Alabama

Through Games Of Feb. 6, 2019

Average RPI Win:	218	WON-LOST	WINNING	LAST 10	STRENGTH OF	OPP. STRENGTH	TEAM	ADJ.	CONF.	ADJ CONF.
Average RPI Loss:	133	RECORD	PCT. RANK	GAMES	SCHEDULE	OF SCHEDULE	RPI	RPI	RPI	RPI
DIV. I ONLY	15- 3	21	1- 0	290	139	106	106	12	12	
DIV. I NON-CONF.	9- 0	1	1- 0	324	141	70	70	15	15	
TOTALS	RPI 1-25	RPI 26-50	W-L RECORDS	RPI 51-100	RPI 101-150	RPI 150+				
15- 3	0- 0	0- 0	OVERALL	1- 1	1- 1	13- 1				
6- 2	0- 0	0- 0	HOME	1- 1	0- 0	5- 1				
8- 1	0- 0	0- 0	AWAY	0- 0	1- 1	7- 0				
1- 0	0- 0	0- 0	NEUTRAL	0- 0	0- 0	1- 0				
9- 0	0- 0	0- 0	NON-CONFERENCE	0- 0	1- 0	8- 0				
3- 0	0- 0	0- 0	HOME	0- 0	0- 0	3- 0				
5- 0	0- 0	0- 0	AWAY	0- 0	1- 0	4- 0				
1- 0	0- 0	0- 0	NEUTRAL	0- 0	0- 0	1- 0				
6- 3	0- 0	0- 0	CONFERENCE	1- 1	0- 1	5- 1				
3- 2	0- 0	0- 0	HOME	1- 1	0- 0	2- 1				
3- 1	0- 0	0- 0	AWAY	0- 0	0- 1	3- 0				
0- 0	0- 0	0- 0	NEUTRAL	0- 0	0- 0	0- 0				

RPI 1-25				RPI 26-50				RPI 51-100				RPI 101+				Team's RPI: 106	
RPI	S	Opponent	Score	RPI	S	Opponent	Score	RPI	S	Opponent	Score	RPI	S	Opponent	Score		
								80	H	Little Rock	42 65	113	A	Alabama	72 67		
								91	H	Troy	80 77						
												138	A	Appalachian St.	63 71		
												153	A	Georgia St.	68 59		
												167	N	New Mexico St.	68 67		
												174	A	Southern U.	53 49		
												182	H	Arkansas St.	64 77		
												183	A	Coastal Caro.	88 78		
												185	H	Southern Miss.	77 68		
												229	H	Alabama St.	77 65		
												236	H	Louisiana	83 60		
												248	H	ETSU	81 74		
												278	A	Ga. Southern	69 53		
												289	A	Central Ark.	58 50		
												293	A	Tennessee St.	78 56		
												312	H	La.-Monroe	77 49		
												313	A	FIU	84 77		
LAST 12 Division I GAMES:																	
				313	A	FIU	84 77					80	H	Little Rock	42 65		
				91	H	Troy	80 77					182	H	Arkansas St.	64 77		
				312	H	La.-Monroe	77 49					183	A	Coastal Caro.	88 78		
				236	H	Louisiana	83 60					138	A	Appalachian St.	63 71		
				278	A	Ga. Southern	69 53					167	N	New Mexico St.	68 67		
				153	A	Georgia St.	68 59					229	H	Alabama St.	77 65		

Non-Div I Games: Faulkner 97 40 Spring Hill 75 57

South Alabama

Loss, Non-Conf, S Site, H Home A Away N Neutral

South Carolina

Through Games Of Feb. 6, 2019

Average RPI Win:	121	WON-LOST	WINNING	LAST 10	STRENGTH OF	OPP. STRENGTH	TEAM	ADJ.	CONF.	ADJ CONF.
Average RPI Loss:	16	RECORD	PCT. RANK	GAMES	SCHEDULE	OF SCHEDULE	RPI	RPI	RPI	RPI
DIV. I ONLY	16- 5	47	0- 1	13	15	15	15	5	5	
DIV. I NON-CONF.	8- 4	91	0- 1	23	20	40	40	5	5	
TOTALS	RPI 1-25	RPI 26-50	W-L RECORDS	RPI 51-100	RPI 101-150	RPI 150+				
16- 5	1- 4	4- 1	OVERALL	2- 0	3- 0	6- 0				
9- 2	0- 2	2- 0	HOME	0- 0	3- 0	4- 0				
6- 1	1- 1	2- 0	AWAY	2- 0	0- 0	1- 0				
1- 2	0- 1	0- 1	NEUTRAL	0- 0	0- 0	1- 0				
8- 4	0- 3	2- 1	NON-CONFERENCE	0- 0	2- 0	4- 0				
5- 2	0- 2	1- 0	HOME	0- 0	2- 0	2- 0				
2- 0	0- 0	1- 0	AWAY	0- 0	0- 0	1- 0				
1- 2	0- 1	0- 1	NEUTRAL	0- 0	0- 0	1- 0				
8- 1	1- 1	2- 0	CONFERENCE	2- 0	1- 0	2- 0				
4- 0	0- 0	1- 0	HOME	0- 0	1- 0	2- 0				
4- 1	1- 1	1- 0	AWAY	2- 0	0- 0	0- 0				
0- 0	0- 0	0- 0	NEUTRAL	0- 0	0- 0	0- 0				

RPI	S	Opponent	Score	RPI	S	Opponent	Score	RPI	S	Opponent	Score	RPI	S	Opponent	Score
2	H	Baylor	69 94	30	N	Oregon St.	68 70	56	A	LSU	76 53	108	H	Dayton	65 55
7	A	Mississippi St.	74 89	32	A	Kentucky	74 70	74	A	Arkansas	87 79	113	H	Alabama	62 59
18	A	Texas A&M	60 57	34	H	Missouri	79 65					138	H	Appalachian St.	80 50
19	N	Drake	85 90	43	A	Purdue	82 73					172	H	Vanderbilt	80 69
21	H	Maryland	61 85	48	H	Clemson	69 57					175	H	Temple	88 60
												208	H	Florida	71 40
												229	A	Alabama St.	94 38
												244	H	Furman	66 53
												248	N	ETSU	101 55
LAST 12 Division I GAMES:															
19	N	Drake	85 90	7	A	Mississippi St.	74 89								
30	N	Oregon St.	68 70	56	A	LSU	76 53								
74	A	Arkansas	87 79	208	H	Florida	71 40								
32	A	Kentucky	74 70	113	H	Alabama	62 59								
172	H	Vanderbilt	80 69	18	A	Texas A&M	60 57								
34	H	Missouri	79 65	244	H	Furman	66 53								

Non-Div I Games:

South Carolina

Loss, Non-Conf, S Site, H Home A Away N Neutral

Average RPI Win:	307	WON-LOST	WINNING	LAST 10	STRENGTH OF	OPP. STRENGTH	TEAM	ADJ.	CONF.	ADJ CONF.
Average RPI Loss:	201	RECORD	PCT. RANK	GAMES	SCHEDULE	OF SCHEDULE	RPI	RPI	RPI	RPI
DIV. I ONLY	9- 11	204	1- 0	348	319	292	292	32	32	
DIV. I NON-CONF.	5- 7	206	1- 0	335	267	294	294	32	32	
TOTALS	RPI 1-25	RPI 26-50	W-L RECORDS	RPI 51-100	RPI 101-150	RPI 150+				
9- 11	0- 0	0- 0	OVERALL	0- 2	0- 1	9- 8				
4- 3	0- 0	0- 0	HOME	0- 0	0- 0	4- 3				
5- 6	0- 0	0- 0	AWAY	0- 1	0- 1	5- 4				
0- 2	0- 0	0- 0	NEUTRAL	0- 1	0- 0	0- 1				
5- 7	0- 0	0- 0	NON-CONFERENCE	0- 2	0- 1	5- 4				
3- 1	0- 0	0- 0	HOME	0- 0	0- 0	3- 1				
2- 4	0- 0	0- 0	AWAY	0- 1	0- 1	2- 2				
0- 2	0- 0	0- 0	NEUTRAL	0- 1	0- 0	0- 1				
4- 4	0- 0	0- 0	CONFERENCE	0- 0	0- 0	4- 4				
1- 2	0- 0	0- 0	HOME	0- 0	0- 0	1- 2				
3- 2	0- 0	0- 0	AWAY	0- 0	0- 0	3- 2				
0- 0	0- 0	0- 0	NEUTRAL	0- 0	0- 0	0- 0				

RPI 1-25			RPI 26-50			RPI 51-100			RPI 101+			Team's RPI: 292
RPI	S	Opponent	Score	RPI	S	Opponent	Score	RPI	S	Opponent	Score	
						69 A Arizona	32 73	117 A Radford		31 61		
						96 N Wake Forest	44 58	179 A UMES		43 63		
								183 A Coastal Caro.		44 57		
								204 N East Carolina		63 71		
								211 H UNLV		58 49		
								218 H Howard		72 63		
								234 H N.C. A&T		44 58		
								267 H Norfolk St.		50 57		
								271 H Winthrop		50 58		
								291 A Col. of Charleston		51 75		
								302 A Morgan St.		51 62		
								315 A Coppin St.		75 59		
								316 H Charleston So.		67 58		
								335 A Presbyterian		57 48		
								336 A Western Caro.		54 39		
								337 H USC Upstate		71 66		
								347 A Delaware St.		63 60		
								348 A Savannah St.		71 60		
LAST 12 Division I GAMES:												
211	H	UNLV	58 49	315	A	Coppin St.	75 59					
347	A	Delaware St.	63 60	302	A	Morgan St.	51 62					
179	A	UMES	43 63	234	H	N.C. A&T	44 58					
348	A	Savannah St.	71 60	336	A	Western Caro.	54 39					
267	H	Norfolk St.	50 57	204	N	East Carolina	63 71					
218	H	Howard	72 63	96	N	Wake Forest	44 58					

Non-Div I Games: Voorhees 88 61 UNKNOWN 67 51

South Dakota

Through Games Of Feb. 6, 2019

Average RPI Win:	188	WON-LOST	WINNING	LAST 10	STRENGTH OF	OPP. STRENGTH	TEAM	ADJ.	CONF.	ADJ CONF.
Average RPI Loss:	76	RECORD	PCT. RANK	GAMES	SCHEDULE	OF SCHEDULE	RPI	RPI	RPI	RPI
DIV. I ONLY	19- 3	11	1- 0	196	109	40	40	18	18	
DIV. I NON-CONF.	10- 2	37	0- 0	51	14	15	15	18	18	
TOTALS	RPI 1-25	RPI 26-50	W-L RECORDS	RPI 51-100	RPI 101-150	RPI 150+				
19- 3	1- 1	2- 1	OVERALL	3- 0	2- 0	11- 1				
7- 0	1- 0	1- 0	HOME	1- 0	0- 0	4- 0				
9- 2	0- 1	1- 0	AWAY	2- 0	1- 0	5- 1				
3- 1	0- 0	0- 1	NEUTRAL	0- 0	1- 0	2- 0				
10- 2	1- 1	1- 1	NON-CONFERENCE	3- 0	2- 0	3- 0				
3- 0	1- 0	0- 0	HOME	1- 0	0- 0	1- 0				
4- 1	0- 1	1- 0	AWAY	2- 0	1- 0	0- 0				
3- 1	0- 0	0- 1	NEUTRAL	0- 0	1- 0	2- 0				
9- 1	0- 0	1- 0	CONFERENCE	0- 0	0- 0	8- 1				
4- 0	0- 0	1- 0	HOME	0- 0	0- 0	3- 0				
5- 1	0- 0	0- 0	AWAY	0- 0	0- 0	5- 1				
0- 0	0- 0	0- 0	NEUTRAL	0- 0	0- 0	0- 0				

RPI 1-25				RPI 26-50				Team's RPI: 40				RPI 51-100				RPI 101+			
RPI	S	Opponent	Score	RPI	S	Opponent	Score	RPI	S	Opponent	Score	RPI	S	Opponent	Score	RPI	S	Opponent	Score
11	H	Iowa St.	64 59	28	H	South Dakota St.	105 98	67	A	Missouri St.	85 74	111	N	Loyola Marymount	67 40				
19	A	Drake	64 76	34	A	Missouri	74 61	71	H	Green Bay	55 49	145	A	Montana	64 41				
				39	N	Indiana	60 68	100	A	Creighton	77 65	170	A	Denver	99 104				
												180	A	Oral Roberts	76 72				
												200	N	Grambling	67 53				
												221	A	North Dakota	80 50				
												233	H	Western Ill.	92 49				
												250	N	Wichita St.	73 64				
												309	A	North Dakota St.	67 41				
												310	A	Omaha	80 49				
												310	H	Omaha	78 33				
												322	H	Incarinate Word	96 43				
												333	A	Purdue Fort Wayne	71 49				
												333	H	Purdue Fort Wayne	69 51				
LAST 12 Division I GAMES:																			
310	H	Omaha	78 33	333	H	Purdue Fort Wayne	69 51												
333	A	Purdue Fort Wayne	71 49	28	H	South Dakota St.	105 98												
233	H	Western Ill.	92 49	170	A	Denver	99 104												
221	A	North Dakota	80 50	309	A	North Dakota St.	67 41												
310	A	Omaha	80 49	39	N	Indiana	60 68												
180	A	Oral Roberts	76 72	111	N	Loyola Marymount	67 40												

Non-Div I Games: Bellevue 79 40 St. Mary (NE) 112 52

South Dakota

Loss, Non-Conf, S Site, H Home A Away N Neutral

Average RPI Win:	186	WON-LOST	WINNING	LAST 10	STRENGTH OF	OPP. STRENGTH	TEAM	ADJ.	CONF.	ADJ CONF.
Average RPI Loss:	78	RECORD	PCT. RANK	GAMES	SCHEDULE	OF SCHEDULE	RPI	RPI	RPI	RPI
DIV. I ONLY	12- 11	157	1- 0	106	53	139	139	9	9	
DIV. I NON-CONF.	9- 5	105	0- 0	241	17	151	151	9	9	
TOTALS	RPI 1-25	RPI 26-50	W-L RECORDS	RPI 51-100	RPI 101-150	RPI 150+				
12- 11	0- 4	1- 1	OVERALL	1- 4	2- 0	8- 2				
8- 3	0- 1	0- 0	HOME	0- 1	1- 0	7- 1				
3- 4	0- 2	0- 0	AWAY	1- 1	1- 0	1- 1				
1- 4	0- 1	1- 1	NEUTRAL	0- 2	0- 0	0- 0				
9- 5	0- 1	1- 1	NON-CONFERENCE	1- 3	0- 0	7- 0				
7- 0	0- 0	0- 0	HOME	0- 0	0- 0	7- 0				
1- 1	0- 0	0- 0	AWAY	1- 1	0- 0	0- 0				
1- 4	0- 1	1- 1	NEUTRAL	0- 2	0- 0	0- 0				
3- 6	0- 3	0- 0	CONFERENCE	0- 1	2- 0	1- 2				
1- 3	0- 1	0- 0	HOME	0- 1	1- 0	0- 1				
2- 3	0- 2	0- 0	AWAY	0- 0	1- 0	1- 1				
0- 0	0- 0	0- 0	NEUTRAL	0- 0	0- 0	0- 0				

RPI 1-25				RPI 26-50				RPI 51-100				RPI 101+ Team's RPI: 139			
RPI	S	Opponent	Score	RPI	S	Opponent	Score	RPI	S	Opponent	Score	RPI	S	Opponent	Score
6	A	UConn	46 63	32	N	Kentucky	63 85	56	A	LSU	49 78	135	A	Tulane	50 45
14	A	UCF	63 66	45	N	UCLA	60 56	87	H	Cincinnati	56 57	135	H	Tulane	73 46
14	H	UCF	49 62					98	A	Ohio St.	71 47	154	H	Oklahoma	87 70
20	N	North Carolina	69 71					99	N	Virginia	67 74	175	A	Temple	63 53
								100	N	Creighton	76 83	194	H	George Washington	63 30
												200	H	Grambling	67 50
												207	A	SMU	44 46
												227	H	Memphis	40 47
												237	H	Albany (NY)	74 37
												268	H	Bethune-Cookman	88 39
												270	H	Vermont	102 55
												326	H	New Hampshire	79 36
LAST 12 Division I GAMES:															
135	A	Tulane	50 45	6	A	UConn	46 63	14	H	UCF	49 62	175	A	Temple	63 53
87	H	Cincinnati	56 57	56	A	LSU	49 78	99	N	Virginia	67 74	100	N	Creighton	76 83
207	A	SMU	44 46												
227	H	Memphis	40 47												
135	H	Tulane	73 46												

Non-Div I Games:

South Fla.

■ Loss,
 ■ Non-Conf, S Site,
 ■ Home
 ■ Away
 N Neutral

Average RPI Win:	280	WON-LOST	WINNING	LAST 10	STRENGTH OF	OPP. STRENGTH	TEAM	ADJ.	CONF.	ADJ CONF.
Average RPI Loss:	160	RECORD	PCT. RANK	GAMES	SCHEDULE	OF SCHEDULE	RPI	RPI	RPI	RPI
DIV. I ONLY	8- 11	220	0- 1	228	287	217	217	22	22	
DIV. I NON-CONF.	3- 6	241	0- 0	160	297	209	209	21	21	
TOTALS	RPI 1-25	RPI 26-50	W-L RECORDS	RPI 51-100	RPI 101-150	RPI 150+				
8- 11	0- 1	0- 0	OVERALL	0- 1	0- 3	8- 6				
4- 3	0- 0	0- 0	HOME	0- 0	0- 1	4- 2				
4- 7	0- 1	0- 0	AWAY	0- 1	0- 1	4- 4				
0- 1	0- 0	0- 0	NEUTRAL	0- 0	0- 1	0- 0				
3- 6	0- 1	0- 0	NON-CONFERENCE	0- 0	0- 1	3- 4				
1- 1	0- 0	0- 0	HOME	0- 0	0- 0	1- 1				
2- 4	0- 1	0- 0	AWAY	0- 0	0- 0	2- 3				
0- 1	0- 0	0- 0	NEUTRAL	0- 0	0- 1	0- 0				
5- 5	0- 0	0- 0	CONFERENCE	0- 1	0- 2	5- 2				
3- 2	0- 0	0- 0	HOME	0- 0	0- 1	3- 1				
2- 3	0- 0	0- 0	AWAY	0- 1	0- 1	2- 1				
0- 0	0- 0	0- 0	NEUTRAL	0- 0	0- 0	0- 0				

RPI 1-25				RPI 26-50				RPI 51-100				RPI 101+ Team's RPI: 217			
RPI	S	Opponent	Score	RPI	S	Opponent	Score	RPI	S	Opponent	Score	RPI	S	Opponent	Score
7	A	Mississippi St.	53 88					64	A	Belmont	57 91	118	A	Morehead St.	54 82
												131	H	UT Martin	73 80
												147	N	North Ala.	67 80
												155	A	Southern Ill.	40 60
												156	A	Bradley	79 85
												173	H	Indiana St.	51 62
												227	A	Memphis	57 69
												233	H	Western Ill.	81 71
												235	A	SIUE	62 52
												235	H	SIUE	63 58
												276	H	Eastern Ill.	72 57
												283	H	Austin Peay	64 54
												288	H	Murray St.	59 64
												293	A	Tennessee St.	59 62
												311	A	NJIT	68 58
												325	A	Eastern Ky.	52 42
												338	A	Evansville	54 50
LAST 12 Division I GAMES:															
293	A	Tennessee St.	59 62	288	H	Murray St.	59 64								
64	A	Belmont	57 91	283	H	Austin Peay	64 54								
276	H	Eastern Ill.	72 57	131	H	UT Martin	73 80								
235	H	SIUE	63 58	235	A	SIUE	62 52								
325	A	Eastern Ky.	52 42	227	A	Memphis	57 69								
118	A	Morehead St.	54 82	338	A	Evansville	54 50								

Non-Div I Games: Ill.-Springfield 82 46 Harris-Stowe 80 65

Southeast Mo. St.

■ Loss,
 ■ Non-Conf,
 ■ S Site,
 ■ Home
 ■ A Away
 N Neutral

Average RPI Win:	278	WON-LOST	WINNING	LAST 10	STRENGTH OF	OPP. STRENGTH	TEAM	ADJ.	CONF.	ADJ CONF.
Average RPI Loss:	181	RECORD	PCT. RANK	GAMES	SCHEDULE	OF SCHEDULE	RPI	RPI	RPI	RPI
DIV. I ONLY	8- 11	220	1- 0	303	294	266	266	25	25	
DIV. I NON-CONF.	4- 5	190	0- 0	307	275	228	228	23	23	
TOTALS	RPI 1-25	RPI 26-50	W-L RECORDS	RPI 51-100	RPI 101-150	RPI 150+				
8- 11	0- 0	0- 0	OVERALL	0- 3	0- 1	8- 7				
5- 3	0- 0	0- 0	HOME	0- 1	0- 0	5- 2				
3- 8	0- 0	0- 0	AWAY	0- 2	0- 1	3- 5				
0- 0	0- 0	0- 0	NEUTRAL	0- 0	0- 0	0- 0				
4- 5	0- 0	0- 0	NON-CONFERENCE	0- 1	0- 1	4- 3				
1- 1	0- 0	0- 0	HOME	0- 0	0- 0	1- 1				
3- 4	0- 0	0- 0	AWAY	0- 1	0- 1	3- 2				
0- 0	0- 0	0- 0	NEUTRAL	0- 0	0- 0	0- 0				
4- 6	0- 0	0- 0	CONFERENCE	0- 2	0- 0	4- 4				
4- 2	0- 0	0- 0	HOME	0- 1	0- 0	4- 1				
0- 4	0- 0	0- 0	AWAY	0- 1	0- 0	0- 3				
0- 0	0- 0	0- 0	NEUTRAL	0- 0	0- 0	0- 0				

RPI 1-25				RPI 26-50				RPI 51-100				RPI 101+ Team's RPI: 266					
RPI	S	Opponent	Score	RPI	S	Opponent	Score	RPI	S	Opponent	Score	RPI	S	Opponent	Score		
								56	A	LSU	52	72	113	A	Alabama	40	88
								59	A	Lamar University	54	94	157	A	Louisiana Tech	53	72
								72	H	SFA	51	62	161	H	Abilene Christian	74	71
													185	H	Southern Miss.	52	59
													187	H	Nicholls St.	66	73
													199	A	Sam Houston St.	63	94
													207	A	SMU	63	62
													263	H	A&M-Corpus Christi	56	45
													289	H	Central Ark.	62	53
													303	A	Alabama A&M	48	51
													305	A	Jackson St.	50	45
													312	H	La.-Monroe	49	42
													320	A	McNeese	56	62
													334	H	Houston Baptist	73	65
													339	A	Northwestern St.	47	58
													350	A	Alcorn	77	59
LAST 12 Division I GAMES:																	
263	H	A&M-Corpus Christi	56	45	59	A	Lamar University	54	94								
187	H	Nicholls St.	66	73	161	H	Abilene Christian	74	71								
199	A	Sam Houston St.	63	94	289	H	Central Ark.	62	53								
339	A	Northwestern St.	47	58	72	H	SFA	51	62								
334	H	Houston Baptist	73	65	56	A	LSU	52	72								
320	A	McNeese	56	62	185	H	Southern Miss.	52	59								

Non-Div I Games: Mobile 70 57 Xavier (LA) 47 59

Southeastern La.

Loss, Non-Conf, S Site, H Home A Away N Neutral

Average RPI Win:	173	WON-LOST	WINNING	LAST 10	STRENGTH OF	OPP. STRENGTH	TEAM	ADJ.	CONF.	ADJ CONF.
Average RPI Loss:	27	RECORD	PCT. RANK	GAMES	SCHEDULE	OF SCHEDULE	RPI	RPI	RPI	RPI
DIV. I ONLY	13- 8	106	1- 0	57	32	54	54	2	2	
DIV. I NON-CONF.	10- 1	17	0- 0	173	183	30	30	2	2	
TOTALS	RPI 1-25	RPI 26-50	W-L RECORDS	RPI 51-100	RPI 101-150	RPI 150+				
13- 8	0- 4	1- 3	OVERALL	0- 1	5- 0	7- 0				
7- 3	0- 1	0- 2	HOME	0- 0	4- 0	3- 0				
5- 5	0- 3	1- 1	AWAY	0- 1	1- 0	3- 0				
1- 0	0- 0	0- 0	NEUTRAL	0- 0	0- 0	1- 0				
10- 1	0- 1	0- 0	NON-CONFERENCE	0- 0	3- 0	7- 0				
5- 0	0- 0	0- 0	HOME	0- 0	2- 0	3- 0				
4- 1	0- 1	0- 0	AWAY	0- 0	1- 0	3- 0				
1- 0	0- 0	0- 0	NEUTRAL	0- 0	0- 0	1- 0				
3- 7	0- 3	1- 3	CONFERENCE	0- 1	2- 0	0- 0				
2- 3	0- 1	0- 2	HOME	0- 0	2- 0	0- 0				
1- 4	0- 2	1- 1	AWAY	0- 1	0- 0	0- 0				
0- 0	0- 0	0- 0	NEUTRAL	0- 0	0- 0	0- 0				

RPI 1-25				RPI 26-50				RPI 51-100				Team's RPI: 54				RPI 101+					
RPI	S	Opponent	Score	RPI	S	Opponent	Score	RPI	S	Opponent	Score	RPI	S	Opponent	Score	RPI	S	Opponent	Score		
4	A	Stanford	64 72	27	A	California	59 66	69	A	Arizona	68 71	114	A	UT Arlington	73 61						
5	H	Oregon	53 93	30	H	Oregon St.	52 76					121	H	Fresno St.	62 61						
17	A	Arizona St.	59 68	45	A	UCLA	72 67					125	H	Washington St.	81 73						
18	A	Texas A&M	51 71	45	H	UCLA	65 72					133	H	Washington	82 57						
																144	H	CSUN	58 42		
																168	H	Santa Clara	77 46		
																171	H	UC Riverside	73 55		
																201	N	Utah St.	55 46		
																211	A	UNLV	86 72		
																245	A	Nevada	72 51		
																264	A	Long Beach St.	86 50		
																304	H	UC Santa Barbara	82 39		
LAST 12 Division I GAMES:																					
125	H	Washington St.	81 73	5	H	Oregon	53 93														
133	H	Washington	82 57	27	A	California	59 66														
17	A	Arizona St.	59 68	4	A	Stanford	64 72														
69	A	Arizona	68 71	45	H	UCLA	65 72														
45	A	UCLA	72 67	114	A	UT Arlington	73 61														
30	H	Oregon St.	52 76	18	A	Texas A&M	51 71														

Non-Div I Games:

Southern California

■ Loss,
 ■ Non-Conf,
 ■ S Site,
 ■ Home
 ■ A Away
 N Neutral

Average RPI Win:	221	WON-LOST	WINNING	LAST 10	STRENGTH OF	OPP. STRENGTH	TEAM	ADJ.	CONF.	ADJ CONF.
Average RPI Loss:	116	RECORD	PCT. RANK	GAMES	SCHEDULE	OF SCHEDULE	RPI	RPI	RPI	RPI
DIV. I ONLY	10- 10	159	0- 1	118	199	155	155	13	13	
DIV. I NON-CONF.	7- 4	109	0- 0	110	220	86	86	14	14	
TOTALS	RPI 1-25	RPI 26-50	W-L RECORDS	RPI 51-100	RPI 101-150	RPI 150+				
10- 10	0- 2	0- 0	OVERALL	1- 2	2- 2	7- 4				
8- 1	0- 0	0- 0	HOME	1- 0	1- 0	6- 1				
1- 8	0- 1	0- 0	AWAY	0- 2	0- 2	1- 3				
1- 1	0- 1	0- 0	NEUTRAL	0- 0	1- 0	0- 0				
7- 4	0- 1	0- 0	NON-CONFERENCE	1- 0	2- 2	4- 1				
5- 0	0- 0	0- 0	HOME	1- 0	1- 0	3- 0				
1- 3	0- 0	0- 0	AWAY	0- 0	0- 2	1- 1				
1- 1	0- 1	0- 0	NEUTRAL	0- 0	1- 0	0- 0				
3- 6	0- 1	0- 0	CONFERENCE	0- 2	0- 0	3- 3				
3- 1	0- 0	0- 0	HOME	0- 0	0- 0	3- 1				
0- 5	0- 1	0- 0	AWAY	0- 2	0- 0	0- 2				
0- 0	0- 0	0- 0	NEUTRAL	0- 0	0- 0	0- 0				

RPI 1-25				RPI 26-50				RPI 51-100				RPI 101+ Team's RPI: 155			
RPI	S	Opponent	Score	RPI	S	Opponent	Score	RPI	S	Opponent	Score	RPI	S	Opponent	Score
17	N	Arizona St.	38 82					67	A	Missouri St.	51 66	104	N	Hartford	72 50
19	A	Drake	66 94					93	A	UNI	53 65	121	A	Western Ky.	76 83
								95	H	Northern Ill.	82 73	131	A	UT Martin	94 95
												134	H	IUPUI	78 73
												156	A	Bradley	53 58
												173	H	Indiana St.	58 61
												188	A	Illinois St.	52 60
												195	A	Saint Louis	58 62
												217	H	Southeast Mo. St.	60 40
												231	H	Marshall	58 49
												232	H	Loyola Chicago	74 63
												276	H	Eastern Ill.	73 59
												288	A	Murray St.	65 59
												294	H	Valparaiso	87 65
												338	H	Evansville	67 47
LAST 12 Division I GAMES:															
19	A	Drake	66 94	67	A	Missouri St.	51 66								
93	A	UNI	53 65	173	H	Indiana St.	58 61								
232	H	Loyola Chicago	74 63	338	H	Evansville	67 47								
294	H	Valparaiso	87 65	134	H	IUPUI	78 73								
156	A	Bradley	53 58	288	A	Murray St.	65 59								
188	A	Illinois St.	52 60	276	H	Eastern Ill.	73 59								

Non-Div I Games:

Southern Ill.

■ Loss,
 ■ Non-Conf,
 ■ S Site,
 ■ H Home
 ■ A Away
 N Neutral

Average RPI Win:	258	WON-LOST	WINNING	LAST 10	STRENGTH OF	OPP. STRENGTH	TEAM	ADJ.	CONF.	ADJ CONF.
Average RPI Loss:	104	RECORD	PCT. RANK	GAMES	SCHEDULE	OF SCHEDULE	RPI	RPI	RPI	RPI
DIV. I ONLY	11- 10	154	1- 0	156	255	185	185	14	14	
DIV. I NON-CONF.	6- 5	143	0- 0	258	322	241	241	19	19	
TOTALS	RPI 1-25	RPI 26-50	W-L RECORDS	RPI 51-100	RPI 101-150	RPI 150+				
11- 10	0- 1	0- 1	OVERALL	0- 2	1- 4	10- 2				
8- 6	0- 1	0- 1	HOME	0- 1	0- 1	8- 2				
3- 4	0- 0	0- 0	AWAY	0- 1	1- 3	2- 0				
0- 0	0- 0	0- 0	NEUTRAL	0- 0	0- 0	0- 0				
6- 5	0- 1	0- 0	NON-CONFERENCE	0- 0	0- 3	6- 1				
5- 3	0- 1	0- 0	HOME	0- 0	0- 1	5- 1				
1- 2	0- 0	0- 0	AWAY	0- 0	0- 2	1- 0				
0- 0	0- 0	0- 0	NEUTRAL	0- 0	0- 0	0- 0				
5- 5	0- 0	0- 1	CONFERENCE	0- 2	1- 1	4- 1				
3- 3	0- 0	0- 1	HOME	0- 1	0- 0	3- 1				
2- 2	0- 0	0- 0	AWAY	0- 1	1- 1	1- 0				
0- 0	0- 0	0- 0	NEUTRAL	0- 0	0- 0	0- 0				

RPI 1-25				RPI 26-50				RPI 51-100				RPI 101+ Team's RPI: 185			
RPI	S	Opponent	Score	RPI	S	Opponent	Score	RPI	S	Opponent	Score	RPI	S	Opponent	Score
7	H	Mississippi St.	42 86	35	H	Rice	47 58	61	A	Middle Tenn.	49 66	106	A	South Alabama	68 77
								66	H	Old Dominion	50 53	112	H	Houston	44 61
												121	A	Western Ky.	69 56
												135	A	Tulane	54 71
												143	A	UAB	60 71
												164	H	Charlotte	65 54
												177	H	North Texas	48 62
												199	H	Sam Houston St.	61 65
												200	H	Grambling	68 47
												231	A	Marshall	64 52
												261	H	Samford	76 40
												266	A	Southeastern La.	59 52
												287	H	Fla. Atlantic	67 45
												301	H	Mississippi Val.	67 60
												313	H	FIU	71 57
												339	H	Northwestern St.	69 54
												350	H	Alcorn	66 47
LAST 12 Division I GAMES:															
287	H	Fla. Atlantic	67 45	143	A	UAB	60 71								
313	H	FIU	71 57	61	A	Middle Tenn.	49 66								
231	A	Marshall	64 52	177	H	North Texas	48 62								
121	A	Western Ky.	69 56	35	H	Rice	47 58								
66	H	Old Dominion	50 53	112	H	Houston	44 61								
164	H	Charlotte	65 54	266	A	Southeastern La.	59 52								

Non-Div I Games: William Carey 74 48 Blue Mountain (MS) 84 38

Southern Miss.

Average RPI Win:	292	WON-LOST	WINNING	LAST 10	STRENGTH OF	OPP. STRENGTH	TEAM	ADJ.	CONF.	ADJ CONF.
Average RPI Loss:	92	RECORD	PCT. RANK	GAMES	SCHEDULE	OF SCHEDULE	RPI	RPI	RPI	RPI
DIV. I ONLY	7- 9	215	0- 0	182	201	174	174	29	29	
DIV. I NON-CONF.	0- 7	336	0- 0	2	7	171	171	26	26	
TOTALS	RPI 1-25	RPI 26-50	W-L RECORDS	RPI 51-100	RPI 101-150	RPI 150+				
7- 9	0- 2	0- 2	OVERALL	0- 1	0- 2	7- 2				
3- 2	0- 0	0- 0	HOME	0- 0	0- 1	3- 1				
4- 7	0- 2	0- 2	AWAY	0- 1	0- 1	4- 1				
0- 0	0- 0	0- 0	NEUTRAL	0- 0	0- 0	0- 0				
0- 7	0- 2	0- 2	NON-CONFERENCE	0- 1	0- 2	0- 0				
0- 1	0- 0	0- 0	HOME	0- 0	0- 1	0- 0				
0- 6	0- 2	0- 2	AWAY	0- 1	0- 1	0- 0				
0- 0	0- 0	0- 0	NEUTRAL	0- 0	0- 0	0- 0				
7- 2	0- 0	0- 0	CONFERENCE	0- 0	0- 0	7- 2				
3- 1	0- 0	0- 0	HOME	0- 0	0- 0	3- 1				
4- 1	0- 0	0- 0	AWAY	0- 0	0- 0	4- 1				
0- 0	0- 0	0- 0	NEUTRAL	0- 0	0- 0	0- 0				

RPI 1-25				RPI 26-50				RPI 51-100				RPI 101+ Team's RPI: 174			
RPI	S	Opponent	Score	RPI	S	Opponent	Score	RPI	S	Opponent	Score	RPI	S	Opponent	Score
2	A	Baylor	49 94	32	A	Kentucky	41 91	60	A	Michigan	35 76	106	H	South Alabama	49 53
17	A	Arizona St.	47 69	44	A	TCU	40 69					149	A	Texas Tech	58 76
												192	H	Prairie View	54 55
												200	A	Grambling	86 81
												229	A	Alabama St.	61 78
												239	H	Texas Southern	63 61
												301	H	Mississippi Val.	74 67
												303	A	Alabama A&M	54 50
												305	A	Jackson St.	76 74
												345	H	Ark.-Pine Bluff	73 41
												350	A	Alcorn	75 54
LAST 12 Division I GAMES:															
350	A	Alcorn	75 54	200	A	Grambling	86 81								
229	A	Alabama St.	61 78	239	H	Texas Southern	63 61								
303	A	Alabama A&M	54 50	192	H	Prairie View	54 55								
301	H	Mississippi Val.	74 67	60	A	Michigan	35 76								
345	H	Ark.-Pine Bluff	73 41	149	A	Texas Tech	58 76								
305	A	Jackson St.	76 74	44	A	TCU	40 69								

Non-Div I Games: Dillard 61 63 Wiley 89 58 Louisiana Col. 77 53 Millsaps 71 36 Southern U.

Southern Utah

Through Games Of Feb. 6, 2019

Average RPI Win:	221	WON-LOST	WINNING	LAST 10	STRENGTH OF	OPP. STRENGTH	TEAM	ADJ.	CONF.	ADJ CONF.
Average RPI Loss:	146	RECORD	PCT. RANK	GAMES	SCHEDULE	OF SCHEDULE	RPI	RPI	RPI	RPI
DIV. I ONLY	6- 14	274	0- 1	142	220	257	257	16	16	
DIV. I NON-CONF.	3- 6	241	0- 1	41	286	191	191	12	12	
TOTALS	RPI 1-25	RPI 26-50	W-L RECORDS	RPI 51-100	RPI 101-150	RPI 150+				
6- 14	0- 0	1- 0	OVERALL	0- 4	0- 4	5- 6				
5- 5	0- 0	1- 0	HOME	0- 2	0- 1	4- 2				
1- 9	0- 0	0- 0	AWAY	0- 2	0- 3	1- 4				
0- 0	0- 0	0- 0	NEUTRAL	0- 0	0- 0	0- 0				
3- 6	0- 0	1- 0	NON-CONFERENCE	0- 2	0- 1	2- 3				
3- 1	0- 0	1- 0	HOME	0- 0	0- 0	2- 1				
0- 5	0- 0	0- 0	AWAY	0- 2	0- 1	0- 2				
0- 0	0- 0	0- 0	NEUTRAL	0- 0	0- 0	0- 0				
3- 8	0- 0	0- 0	CONFERENCE	0- 2	0- 3	3- 3				
2- 4	0- 0	0- 0	HOME	0- 2	0- 1	2- 1				
1- 4	0- 0	0- 0	AWAY	0- 0	0- 2	1- 2				
0- 0	0- 0	0- 0	NEUTRAL	0- 0	0- 0	0- 0				

RPI S	Opponent	Score	RPI S	Opponent	Score	RPI S	Opponent	Score	RPI S	Opponent	Score	Team's RPI: 257
33	H BYU	67 64	58	A Boise St.	53 88	109	H Northern Colo.	44 71				
			77	H Idaho St.	57 69	140	A Montana St.	64 69				
			79	A UC Davis	45 68	145	A Montana	57 79				
			94	H Idaho	70 82	148	A UC Irvine	58 75				
						163	A Portland St.	49 63				
						170	H Denver	70 71				
						171	A UC Riverside	50 56				
						180	A Oral Roberts	59 64				
						191	H Eastern Wash.	73 63				
						238	A Sacramento St.	76 77				
						255	H San Diego	69 59				
						269	A Northern Ariz.	82 76				
						269	H Northern Ariz.	69 78				
						272	H Utah Valley	60 59				
						308	H Weber St.	84 79				
LAST 12 Division I GAMES:												
171	A UC Riverside	50 56	163	A Portland St.	49 63							
94	H Idaho	70 82	269	A Northern Ariz.	82 76							
191	H Eastern Wash.	73 63	308	H Weber St.	84 79							
269	H Northern Ariz.	69 78	77	H Idaho St.	57 69							
109	H Northern Colo.	44 71	145	A Montana	57 79							
238	A Sacramento St.	76 77	140	A Montana St.	64 69							

Non-Div I Games:

Southern Utah

■ Loss,
 ■ Non-Conf,
 ■ S Site,
 ■ H Home
 ■ A Away
 N Neutral

St. Bonaventure

Through Games Of Feb. 6, 2019

Average RPI Win:	228	WON-LOST	WINNING	LAST 10	STRENGTH OF	OPP. STRENGTH	TEAM	ADJ.	CONF.	ADJ CONF.
Average RPI Loss:	138	RECORD	PCT. RANK	GAMES	SCHEDULE	OF SCHEDULE	RPI	RPI	RPI	RPI
DIV. I ONLY	7- 15	265	0- 1	102	200	203	203	17	17	
DIV. I NON-CONF.	3- 10	278	0- 0	101	169	232	232	16	16	
TOTALS	RPI 1-25	RPI 26-50	W-L RECORDS	RPI 51-100	RPI 101-150	RPI 150+				
7- 15	0- 1	0- 2	OVERALL	0- 1	0- 5	7- 6				
3- 7	0- 0	0- 1	HOME	0- 1	0- 2	3- 3				
4- 7	0- 1	0- 0	AWAY	0- 0	0- 3	4- 3				
0- 1	0- 0	0- 1	NEUTRAL	0- 0	0- 0	0- 0				
3- 10	0- 1	0- 2	NON-CONFERENCE	0- 1	0- 3	3- 3				
2- 3	0- 0	0- 1	HOME	0- 1	0- 0	2- 1				
1- 6	0- 1	0- 0	AWAY	0- 0	0- 3	1- 2				
0- 1	0- 0	0- 1	NEUTRAL	0- 0	0- 0	0- 0				
4- 5	0- 0	0- 0	CONFERENCE	0- 0	0- 2	4- 3				
1- 4	0- 0	0- 0	HOME	0- 0	0- 2	1- 2				
3- 1	0- 0	0- 0	AWAY	0- 0	0- 0	3- 1				
0- 0	0- 0	0- 0	NEUTRAL	0- 0	0- 0	0- 0				

RPI 1-25				RPI 26-50				RPI 51-100				RPI 101+ Team's RPI: 203			
RPI	S	Opponent	Score	RPI	S	Opponent	Score	RPI	S	Opponent	Score	RPI	S	Opponent	Score
24	A	Buffalo	43 90	37	N	Ohio	53 70	82	H	Kent St.	64 76	107	A	Georgia	40 67
				47	H	Bucknell	46 77					108	H	Dayton	49 62
												116	H	VCU	50 59
												124	A	Penn St.	65 80
												142	A	Akron	58 67
												152	H	Duquesne	54 60
												170	A	Denver	62 76
												195	H	Saint Louis	45 62
												202	A	George Mason	68 57
												202	H	George Mason	64 55
												206	A	Massachusetts	64 63
												215	A	Rhode Island	84 68
												224	A	Niagara	76 48
												251	A	Cornell	44 58
												252	H	Hofstra	59 67
												265	A	Saint Joseph's	41 66
												273	H	Siena	74 58
												277	H	Canisius	100 94
LAST 12 Division I GAMES:															
116	H	VCU	50 59	265	A	Saint Joseph's	41 66								
202	H	George Mason	64 55	202	A	George Mason	68 57								
215	A	Rhode Island	84 68	152	H	Duquesne	54 60								
206	A	Massachusetts	64 63	251	A	Cornell	44 58								
195	H	Saint Louis	45 62	24	A	Buffalo	43 90								
108	H	Dayton	49 62	82	H	Kent St.	64 76								

Non-Div I Games:

St. Bonaventure

■ Loss,
 ■ Non-Conf,
 ■ S Site,
 ■ H Home
 ■ A Away
 N Neutral

Average RPI Win:	288	WON-LOST	WINNING	LAST 10	STRENGTH OF	OPP. STRENGTH	TEAM	ADJ.	CONF.	ADJ CONF.
Average RPI Loss:	209	RECORD	PCT. RANK	GAMES	SCHEDULE	OF SCHEDULE	RPI	RPI	RPI	RPI
DIV. I ONLY	11- 9	140	1- 0	337	345	256	256	31	31	
DIV. I NON-CONF.	5- 6	177	0- 0	310	316	273	273	31	31	
TOTALS	RPI 1-25	RPI 26-50	W-L RECORDS	RPI 51-100	RPI 101-150	RPI 150+				
11- 9	0- 0	0- 0	OVERALL	0- 1	1- 1	10- 7				
4- 4	0- 0	0- 0	HOME	0- 1	0- 0	4- 3				
6- 4	0- 0	0- 0	AWAY	0- 0	1- 1	5- 3				
1- 1	0- 0	0- 0	NEUTRAL	0- 0	0- 0	1- 1				
5- 6	0- 0	0- 0	NON-CONFERENCE	0- 1	1- 1	4- 4				
2- 2	0- 0	0- 0	HOME	0- 1	0- 0	2- 1				
2- 3	0- 0	0- 0	AWAY	0- 0	1- 1	1- 2				
1- 1	0- 0	0- 0	NEUTRAL	0- 0	0- 0	1- 1				
6- 3	0- 0	0- 0	CONFERENCE	0- 0	0- 0	6- 3				
2- 2	0- 0	0- 0	HOME	0- 0	0- 0	2- 2				
4- 1	0- 0	0- 0	AWAY	0- 0	0- 0	4- 1				
0- 0	0- 0	0- 0	NEUTRAL	0- 0	0- 0	0- 0				

RPI 1-25			RPI 26-50			RPI 51-100			RPI 101+			Team's RPI: 256
RPI	S	Opponent	Score	RPI	S	Opponent	Score	RPI	S	Opponent	Score	
						81 H Princeton	64 83	105 A Seton Hall		77 100		
								118 A Morehead St.		101 94		
								162 A Stony Brook		67 74		
								205 H Saint Francis (PA)		78 65		
								214 H Robert Morris		56 75		
								237 H Albany (NY)		60 67		
								240 A Sacred Heart		56 53		
								240 H Sacred Heart		66 68		
								247 A Mt. St. Mary's		75 78		
								294 N Valparaiso		76 78		
								295 A Loyola Maryland		75 70		
								299 A Army West Point		57 69		
								300 A Bryant		60 55		
								317 H Manhattan		73 65		
								321 H Saint Peter's		74 70		
								328 H Wagner		76 61		
								344 A Fairleigh Dickinson		64 53		
								346 N Chicago St.		110 73		
								351 A LIU Brooklyn		79 67		
LAST 12 Division I GAMES:												
240	A	Sacred Heart	56 53	214	H	Robert Morris	56 75					
247	A	Mt. St. Mary's	75 78	300	A	Bryant	60 55					
344	A	Fairleigh Dickinson	64 53	328	H	Wagner	76 61					
351	A	LIU Brooklyn	79 67	162	A	Stony Brook	67 74					
240	H	Sacred Heart	66 68	81	H	Princeton	64 83					
205	H	Saint Francis (PA)	78 65	237	H	Albany (NY)	60 67					

Non-Div I Games: Mercy 102 51

St. Francis Brooklyn

■ Loss,
 ■ Non-Conf,
 ■ S Site,
 ■ H Home
 ■ A Away
 N Neutral

Average RPI Win:	202	WON-LOST	WINNING	LAST 10	STRENGTH OF	OPP. STRENGTH	TEAM	ADJ.	CONF.	ADJ CONF.
Average RPI Loss:	54	RECORD	PCT. RANK	GAMES	SCHEDULE	OF SCHEDULE	RPI	RPI	RPI	RPI
DIV. I ONLY	10- 12	196	1- 0	70	50	126	126	6	6	
DIV. I NON-CONF.	7- 4	109	0- 0	180	56	97	97	4	4	
TOTALS	RPI 1-25	RPI 26-50	W-L RECORDS	RPI 51-100	RPI 101-150	RPI 150+				
10- 12	0- 3	1- 5	OVERALL	2- 2	0- 2	7- 0				
4- 5	0- 1	0- 2	HOME	2- 1	0- 1	2- 0				
4- 6	0- 1	0- 3	AWAY	0- 1	0- 1	4- 0				
2- 1	0- 1	1- 0	NEUTRAL	0- 0	0- 0	1- 0				
7- 4	0- 2	1- 1	NON-CONFERENCE	1- 1	0- 0	5- 0				
2- 1	0- 1	0- 0	HOME	1- 0	0- 0	1- 0				
3- 2	0- 0	0- 1	AWAY	0- 1	0- 0	3- 0				
2- 1	0- 1	1- 0	NEUTRAL	0- 0	0- 0	1- 0				
3- 8	0- 1	0- 4	CONFERENCE	1- 1	0- 2	2- 0				
2- 4	0- 0	0- 2	HOME	1- 1	0- 1	1- 0				
1- 4	0- 1	0- 2	AWAY	0- 0	0- 1	1- 0				
0- 0	0- 0	0- 0	NEUTRAL	0- 0	0- 0	0- 0				

RPI 1-25				RPI 26-50				RPI 51-100				RPI 101+ Team's RPI: 126			
RPI	S	Opponent	Score	RPI	S	Opponent	Score	RPI	S	Opponent	Score	RPI	S	Opponent	Score
6	N	UConn	55 65	36	A	DePaul	64 73	89	H	Yale	56 52	102	H	Providence	66 67
8	A	Marquette	73 83	38	H	Villanova	57 73	92	H	Georgetown	59 51	105	A	Seton Hall	67 77
22	H	Florida St.	53 57	41	A	James Madison	51 64	96	A	Wake Forest	59 64	169	A	Xavier	76 57
				43	N	Purdue	68 62	100	H	Creighton	63 65	169	H	Xavier	70 41
				46	A	Butler	45 66					198	N	Ole Miss	64 59
				46	H	Butler	68 73					282	A	La Salle	83 57
												299	A	Army West Point	60 49
												332	A	Iona	61 35
												347	H	Delaware St.	82 44
LAST 12 Division I GAMES:															
169	H	Xavier	70 41	100	H	Creighton	63 65								
46	H	Butler	68 73	102	H	Providence	66 67								
38	H	Villanova	57 73	46	A	Butler	45 66								
92	H	Georgetown	59 51	169	A	Xavier	76 57								
8	A	Marquette	73 83	105	A	Seton Hall	67 77								
36	A	DePaul	64 73	41	A	James Madison	51 64								

Non-Div I Games:

St. John's (NY)

■ Loss,
 ■ Non-Conf,
 ■ S Site,
 ■ H Home
 ■ A Away
 N Neutral

Average RPI Win:	92	WON-LOST	WINNING	LAST 10	STRENGTH OF	OPP. STRENGTH	TEAM	ADJ.	CONF.	ADJ CONF.
Average RPI Loss:	23	RECORD	PCT. RANK	GAMES	SCHEDULE	OF SCHEDULE	RPI	RPI	RPI	RPI
DIV. I ONLY	18- 3	16	1- 0	8	8	4	4	2	2	
DIV. I NON-CONF.	10- 1	17	0- 0	11	31	3	3	2	2	
TOTALS	RPI 1-25	RPI 26-50	W-L RECORDS	RPI 51-100	RPI 101-150	RPI 150+				
18- 3	3- 1	2- 2	OVERALL	7- 0	4- 0	2- 0				
10- 0	1- 0	2- 0	HOME	3- 0	3- 0	1- 0				
6- 3	2- 1	0- 2	AWAY	2- 0	1- 0	1- 0				
2- 0	0- 0	0- 0	NEUTRAL	2- 0	0- 0	0- 0				
10- 1	2- 1	0- 0	NON-CONFERENCE	5- 0	1- 0	2- 0				
5- 0	1- 0	0- 0	HOME	2- 0	1- 0	1- 0				
3- 1	1- 1	0- 0	AWAY	1- 0	0- 0	1- 0				
2- 0	0- 0	0- 0	NEUTRAL	2- 0	0- 0	0- 0				
8- 2	1- 0	2- 2	CONFERENCE	2- 0	3- 0	0- 0				
5- 0	0- 0	2- 0	HOME	1- 0	2- 0	0- 0				
3- 2	1- 0	0- 2	AWAY	1- 0	1- 0	0- 0				
0- 0	0- 0	0- 0	NEUTRAL	0- 0	0- 0	0- 0				

RPI 1-25				RPI 26-50				RPI 51-100				RPI 101+			
RPI	S	Opponent	Score	RPI	S	Opponent	Score	RPI	S	Opponent	Score	RPI	S	Opponent	Score
2	H	Baylor	68 63	27	A	California	80 81	54	H	Southern California	72 64	125	H	Washington St.	85 64
12	A	Gonzaga	73 79	27	H	California	75 50	62	A	Tennessee	95 85	130	A	Colorado	80 69
17	A	Arizona St.	72 65	29	A	Utah	68 75	69	A	Arizona	78 48	133	H	Washington	91 54
24	A	Buffalo	62 55	45	H	UCLA	86 80	70	N	FGCU	88 65	144	H	CSUN	69 43
								79	H	UC Davis	71 43	220	H	San Francisco	96 62
								94	H	Idaho	115 71	259	A	Hawaii	81 59
								97	N	American	71 49				
LAST 12 Division I GAMES:															
27	H	California	75 50	69	A	Arizona	78 48								
27	A	California	80 81	17	A	Arizona St.	72 65								
29	A	Utah	68 75	45	H	UCLA	86 80								
130	A	Colorado	80 69	54	H	Southern California	72 64								
125	H	Washington St.	85 64	144	H	CSUN	69 43								
133	H	Washington	91 54	24	A	Buffalo	62 55								

Non-Div I Games:

Stanford

■ Loss,
■ Non-Conf,
■ S Site,
■ H Home
■ A Away
N Neutral

Average RPI Win: 285	WON-LOST	WINNING	LAST 10	STRENGTH OF	OPP. STRENGTH	TEAM	ADJ.	CONF.	ADJ CONF.
Average RPI Loss: 125	RECORD	PCT. RANK	GAMES	SCHEDULE	OF SCHEDULE	RPI	RPI	RPI	RPI
DIV. I ONLY	10- 11	178	1- 0	242	230	209	209	24	24
DIV. I NON-CONF.	3- 9	271	0- 0	114	173	265	265	27	27
TOTALS	RPI 1-25	RPI 26-50	W-L RECORDS	RPI 51-100	RPI 101-150	RPI 150+			
10- 11	0- 1	0- 1	OVERALL	0- 3	0- 2	10- 4			
7- 2	0- 1	0- 0	HOME	0- 1	0- 0	7- 0			
3- 6	0- 0	0- 1	AWAY	0- 1	0- 2	3- 2			
0- 3	0- 0	0- 0	NEUTRAL	0- 1	0- 0	0- 2			
3- 9	0- 1	0- 1	NON-CONFERENCE	0- 3	0- 1	3- 3			
3- 2	0- 1	0- 0	HOME	0- 1	0- 0	3- 0			
0- 4	0- 0	0- 1	AWAY	0- 1	0- 1	0- 1			
0- 3	0- 0	0- 0	NEUTRAL	0- 1	0- 0	0- 2			
7- 2	0- 0	0- 0	CONFERENCE	0- 0	0- 1	7- 1			
4- 0	0- 0	0- 0	HOME	0- 0	0- 0	4- 0			
3- 2	0- 0	0- 0	AWAY	0- 0	0- 1	3- 1			
0- 0	0- 0	0- 0	NEUTRAL	0- 0	0- 0	0- 0			

RPI 1-25				RPI 26-50				RPI 51-100				RPI 101+ Team's RPI: 209			
RPI	S	Opponent	Score	RPI	S	Opponent	Score	RPI	S	Opponent	Score	RPI	S	Opponent	Score
14	H	UCF	55 78	31	A	Texas	46 65	62	A	Tennessee	55 65	113	A	Alabama	47 59
								76	H	Penn	53 75	147	A	North Ala.	55 71
								84	N	Wright St.	44 57	151	N	Marist	69 76
												159	A	Tulsa	54 55
												221	H	North Dakota	74 63
												222	A	Jacksonville	69 56
												242	A	Liberty	68 56
												242	H	Liberty	69 52
												252	N	Hofstra	50 53
												286	A	North Florida	57 71
												296	H	Kennesaw St.	76 69
												309	H	North Dakota St.	60 59
												311	H	NJIT	74 48
												329	A	Lipscomb	80 65
												329	H	Lipscomb	76 49
												349	H	Florida A&M	69 44
LAST 12 Division I GAMES:															
242	A	Liberty	68 56	286	A	North Florida	57 71								
296	H	Kennesaw St.	76 69	329	A	Lipscomb	80 65								
222	A	Jacksonville	69 56	242	H	Liberty	69 52								
329	H	Lipscomb	76 49	76	H	Penn	53 75								
311	H	NJIT	74 48	309	H	North Dakota St.	60 59								
147	A	North Ala.	55 71	349	H	Florida A&M	69 44								

Non-Div I Games: Central St. (OH) 81 51 Webber Int'l 80 52

Stetson

■ Loss,
 ■ Non-Conf,
 ■ S Site,
 ■ Home
 ■ Away
 N Neutral

Stony Brook

Through Games Of Feb. 6, 2019

Average RPI Win:	277	WON-LOST	WINNING	LAST 10	STRENGTH OF	OPP. STRENGTH	TEAM	ADJ.	CONF.	ADJ CONF.
Average RPI Loss:	104	RECORD	PCT. RANK	GAMES	SCHEDULE	OF SCHEDULE	RPI	RPI	RPI	RPI
DIV. I ONLY	16- 6	62	1- 0	309	249	162	162	23	23	
DIV. I NON-CONF.	10- 2	37	0- 0	302	278	101	101	24	24	
TOTALS	RPI 1-25	RPI 26-50	W-L RECORDS	RPI 51-100	RPI 101-150	RPI 150+				
16- 6	0- 1	0- 0	OVERALL	0- 2	1- 2	15- 1				
9- 3	0- 0	0- 0	HOME	0- 1	0- 1	9- 1				
7- 3	0- 1	0- 0	AWAY	0- 1	1- 1	6- 0				
0- 0	0- 0	0- 0	NEUTRAL	0- 0	0- 0	0- 0				
10- 2	0- 1	0- 0	NON-CONFERENCE	0- 1	1- 0	9- 0				
6- 0	0- 0	0- 0	HOME	0- 0	0- 0	6- 0				
4- 2	0- 1	0- 0	AWAY	0- 1	1- 0	3- 0				
0- 0	0- 0	0- 0	NEUTRAL	0- 0	0- 0	0- 0				
6- 4	0- 0	0- 0	CONFERENCE	0- 1	0- 2	6- 1				
3- 3	0- 0	0- 0	HOME	0- 1	0- 1	3- 1				
3- 1	0- 0	0- 0	AWAY	0- 0	0- 1	3- 0				
0- 0	0- 0	0- 0	NEUTRAL	0- 0	0- 0	0- 0				

RPI 1-25				RPI 26-50				RPI 51-100				RPI 101+ Team's RPI: 162			
RPI	S	Opponent	Score	RPI	S	Opponent	Score	RPI	S	Opponent	Score	RPI	S	Opponent	Score
16	A	Rutgers	47 61					75	H	Maine	54 68	104	A	Hartford	62 73
								85	A	Toledo	48 80	104	H	Hartford	36 64
												124	A	Penn St.	81 70
												237	H	Albany (NY)	49 54
												240	A	Sacred Heart	73 58
												243	A	Binghamton	65 56
												243	H	Binghamton	68 53
												251	H	Cornell	63 61
												252	H	Hofstra	77 49
												256	H	St. Francis Brooklyn	74 67
												270	A	Vermont	67 61
												278	H	Ga. Southern	72 43
												298	H	UMBC	57 44
												317	A	Manhattan	79 48
												324	H	UMass Lowell	76 56
												326	A	New Hampshire	82 63
												328	H	Wagner	70 45
												332	A	Iona	53 51
												344	H	Fairleigh Dickinson	63 49
LAST 12 Division I GAMES:															
243	H	Binghamton	68 53	326	A	New Hampshire	82 63								
104	A	Hartford	62 73	243	A	Binghamton	65 56								
298	H	UMBC	57 44	324	H	UMass Lowell	76 56								
270	A	Vermont	67 61	104	H	Hartford	36 64								
237	H	Albany (NY)	49 54	256	H	St. Francis Brooklyn	74 67								
75	H	Maine	54 68	85	A	Toledo	48 80								

Non-Div I Games: SUNY New Paltz 87 50

Stony Brook

Loss, Non-Conf, S Site, H Home A Away N Neutral

Average RPI Win:	92	WON-LOST	WINNING	LAST 10	STRENGTH OF	OPP. STRENGTH	TEAM	ADJ.	CONF.	ADJ CONF.
Average RPI Loss:	47	RECORD	PCT. RANK	GAMES	SCHEDULE	OF SCHEDULE	RPI	RPI	RPI	RPI
DIV. I ONLY	17- 4	25	1- 0	10	18	10	10	1	1	
DIV. I NON-CONF.	11- 2	31	0- 0	10	65	6	6	1	1	
TOTALS	RPI 1-25	RPI 26-50	W-L RECORDS	RPI 51-100	RPI 101-150	RPI 150+				
17- 4	3- 1	3- 2	OVERALL	5- 0	2- 1	4- 0				
8- 1	2- 0	1- 1	HOME	1- 0	1- 0	3- 0				
4- 3	0- 1	1- 1	AWAY	2- 0	1- 1	0- 0				
5- 0	1- 0	1- 0	NEUTRAL	2- 0	0- 0	1- 0				
11- 2	2- 1	2- 0	NON-CONFERENCE	2- 0	1- 1	4- 0				
6- 0	1- 0	1- 0	HOME	0- 0	1- 0	3- 0				
0- 2	0- 1	0- 0	AWAY	0- 0	0- 1	0- 0				
5- 0	1- 0	1- 0	NEUTRAL	2- 0	0- 0	1- 0				
6- 2	1- 0	1- 2	CONFERENCE	3- 0	1- 0	0- 0				
2- 1	1- 0	0- 1	HOME	1- 0	0- 0	0- 0				
4- 1	0- 0	1- 1	AWAY	2- 0	1- 0	0- 0				
0- 0	0- 0	0- 0	NEUTRAL	0- 0	0- 0	0- 0				

RPI	S	Opponent	Score	RPI	S	Opponent	Score	RPI	S	Opponent	Score	RPI	S	Opponent	Score
5	A	Oregon	73 75	26	H	Miami (FL)	71 84	52	N	Kansas St.	70 61	115	A	Minnesota	68 72
14	N	UCF	57 52	36	N	DePaul	83 81	57	A	Virginia Tech	75 73	120	H	Towson	98 55
18	H	Texas A&M	75 65	42	A	Georgia Tech	55 65	73	A	Duke	64 55	123	A	Pittsburgh	82 50
20	H	North Carolina	90 77	47	H	Bucknell	70 56	81	N	Princeton	92 61	152	N	Duquesne	87 71
				48	A	Clemson	84 75	99	H	Virginia	72 68	179	H	UMES	96 51
												221	H	North Dakota	85 49
												224	H	Niagara	94 45
LAST 12 Division I GAMES:															
99	H	Virginia	72 68	57	A	Virginia Tech	75 73								
73	A	Duke	64 55	48	A	Clemson	84 75								
26	H	Miami (FL)	71 84	14	N	UCF	57 52								
42	A	Georgia Tech	55 65	152	N	Duquesne	87 71								
123	A	Pittsburgh	82 50	224	H	Niagara	94 45								
20	H	North Carolina	90 77	179	H	UMES	96 51								

Non-Div I Games:

Syracuse

Average RPI Win:	177	WON-LOST	WINNING	LAST 10	STRENGTH OF	OPP. STRENGTH	TEAM	ADJ.	CONF.	ADJ CONF.
Average RPI Loss:	33	RECORD	PCT. RANK	GAMES	SCHEDULE	OF SCHEDULE	RPI	RPI	RPI	RPI
DIV. I ONLY	17- 5	37	1- 0	104	67	44	44	3	3	
DIV. I NON-CONF.	10- 1	17	0- 0	295	238	89	89	3	3	
TOTALS	RPI 1-25	RPI 26-50	W-L RECORDS	RPI 51-100	RPI 101-150	RPI 150+				
17- 5	0- 2	0- 2	OVERALL	3- 1	4- 0	10- 0				
13- 1	0- 1	0- 0	HOME	2- 0	3- 0	8- 0				
4- 3	0- 1	0- 1	AWAY	1- 1	1- 0	2- 0				
0- 1	0- 0	0- 1	NEUTRAL	0- 0	0- 0	0- 0				
10- 1	0- 0	0- 1	NON-CONFERENCE	0- 0	1- 0	9- 0				
8- 0	0- 0	0- 0	HOME	0- 0	1- 0	7- 0				
2- 0	0- 0	0- 0	AWAY	0- 0	0- 0	2- 0				
0- 1	0- 0	0- 1	NEUTRAL	0- 0	0- 0	0- 0				
7- 4	0- 2	0- 1	CONFERENCE	3- 1	3- 0	1- 0				
5- 1	0- 1	0- 0	HOME	2- 0	2- 0	1- 0				
2- 3	0- 1	0- 1	AWAY	1- 1	1- 0	0- 0				
0- 0	0- 0	0- 0	NEUTRAL	0- 0	0- 0	0- 0				

RPI 1-25				RPI 26-50				Team's RPI: 44				RPI 51-100				RPI 101+			
RPI	S	Opponent	Score	RPI	S	Opponent	Score	RPI	S	Opponent	Score	RPI	S	Opponent	Score	RPI	S	Opponent	Score
2	H	Baylor	55 79	31	A	Texas	67 73	52	A	Kansas St.	61 47	110	H	Kansas	58 53				
11	A	Iowa St.	54 92	33	N	BYU	58 61	65	H	West Virginia	62 48	140	H	Montana St.	71 49				
								90	A	Oklahoma St.	71 75	149	A	Texas Tech	70 63				
								90	H	Oklahoma St.	69 55	149	H	Texas Tech	78 70				
												152	H	Duquesne	61 48				
												154	H	Oklahoma	86 71				
												174	H	Southern U.	69 40				
												198	A	Ole Miss	55 50				
												199	H	Sam Houston St.	72 59				
												207	H	SMU	65 63				
												216	A	San Diego St.	81 64				
												299	H	Army West Point	63 38				
												301	H	Mississippi Val.	96 47				
												350	H	Alcorn	88 31				
LAST 12 Division I GAMES:																			
149	A	Texas Tech	70 63	149	H	Texas Tech	78 70												
90	H	Oklahoma St.	69 55	2	H	Baylor	55 79												
52	A	Kansas St.	61 47	11	A	Iowa St.	54 92												
110	H	Kansas	58 53	90	A	Oklahoma St.	71 75												
154	H	Oklahoma	86 71	65	H	West Virginia	62 48												
31	A	Texas	67 73	350	H	Alcorn	88 31												

Non-Div I Games:

TCU

Average RPI Win:	244	WON-LOST	WINNING	LAST 10	STRENGTH OF	OPP. STRENGTH	TEAM	ADJ.	CONF.	ADJ CONF.
Average RPI Loss:	92	RECORD	PCT. RANK	GAMES	SCHEDULE	OF SCHEDULE	RPI	RPI	RPI	RPI
DIV. I ONLY	8- 14	248	1- 0	109	92	175	175	9	9	
DIV. I NON-CONF.	4- 9	252	0- 0	167	87	216	216	9	9	
TOTALS	RPI 1-25	RPI 26-50	W-L RECORDS	RPI 51-100	RPI 101-150	RPI 150+				
8- 14	0- 2	0- 3	OVERALL	0- 2	1- 4	7- 3				
5- 3	0- 1	0- 0	HOME	0- 0	1- 2	4- 0				
3- 10	0- 1	0- 3	AWAY	0- 2	0- 1	3- 3				
0- 1	0- 0	0- 0	NEUTRAL	0- 0	0- 1	0- 0				
4- 9	0- 1	0- 3	NON-CONFERENCE	0- 1	0- 1	4- 3				
3- 0	0- 0	0- 0	HOME	0- 0	0- 0	3- 0				
1- 8	0- 1	0- 3	AWAY	0- 1	0- 0	1- 3				
0- 1	0- 0	0- 0	NEUTRAL	0- 0	0- 1	0- 0				
4- 5	0- 1	0- 0	CONFERENCE	0- 1	1- 3	3- 0				
2- 3	0- 1	0- 0	HOME	0- 0	1- 2	1- 0				
2- 2	0- 0	0- 0	AWAY	0- 1	0- 1	2- 0				
0- 0	0- 0	0- 0	NEUTRAL	0- 0	0- 0	0- 0				

RPI 1-25				RPI 26-50				RPI 51-100				RPI 101+ Team's RPI: 175			
RPI	S	Opponent	Score	RPI	S	Opponent	Score	RPI	S	Opponent	Score	RPI	S	Opponent	Score
6	H	UConn	67 88	26	A	Miami (FL)	61 73	76	A	Penn	62 71	112	A	Houston	65 78
15	A	South Carolina	60 88	36	A	DePaul	88 102	87	A	Cincinnati	52 72	112	H	Houston	76 65
				38	A	Villanova	68 76					117	N	Radford	50 56
												135	H	Tulane	57 66
												139	H	South Fla.	53 63
												151	A	Marist	68 74
												152	A	Duquesne	53 54
												159	A	Tulsa	75 61
												198	A	Ole Miss	55 62
												204	H	East Carolina	84 62
												250	A	Wichita St.	65 40
												265	A	Saint Joseph's	58 52
												282	H	La Salle	75 47
												332	H	Iona	59 39
												347	H	Delaware St.	75 61
LAST 12 Division I GAMES:															
112	H	Houston	76 65	87	A	Cincinnati	52 72								
250	A	Wichita St.	65 40	112	A	Houston	65 78								
159	A	Tulsa	75 61	135	H	Tulane	57 66								
204	H	East Carolina	84 62	139	H	South Fla.	53 63								
76	A	Penn	62 71	152	A	Duquesne	53 54								
6	H	UConn	67 88	282	H	La Salle	75 47								

Non-Div I Games:

Temple

Average RPI Win:	166	WON-LOST	WINNING	LAST 10	STRENGTH OF	OPP. STRENGTH	TEAM	ADJ.	CONF.	ADJ CONF.
Average RPI Loss:	52	RECORD	PCT. RANK	GAMES	SCHEDULE	OF SCHEDULE	RPI	RPI	RPI	RPI
DIV. I ONLY	15- 7	84	1- 0	59	61	62	62	5	5	
DIV. I NON-CONF.	11- 2	31	1- 0	66	92	31	31	5	5	
TOTALS	RPI 1-25	RPI 26-50	W-L RECORDS	RPI 51-100	RPI 101-150	RPI 150+				
15- 7	0- 2	2- 2	OVERALL	4- 1	1- 2	8- 0				
9- 5	0- 2	0- 2	HOME	2- 1	0- 0	7- 0				
4- 2	0- 0	1- 0	AWAY	2- 0	0- 2	1- 0				
2- 0	0- 0	1- 0	NEUTRAL	0- 0	1- 0	0- 0				
11- 2	0- 2	2- 0	NON-CONFERENCE	2- 0	1- 0	6- 0				
7- 2	0- 2	0- 0	HOME	1- 0	0- 0	6- 0				
2- 0	0- 0	1- 0	AWAY	1- 0	0- 0	0- 0				
2- 0	0- 0	1- 0	NEUTRAL	0- 0	1- 0	0- 0				
4- 5	0- 0	0- 2	CONFERENCE	2- 1	0- 2	2- 0				
2- 3	0- 0	0- 2	HOME	1- 1	0- 0	1- 0				
2- 2	0- 0	0- 0	AWAY	1- 0	0- 2	1- 0				
0- 0	0- 0	0- 0	NEUTRAL	0- 0	0- 0	0- 0				

RPI 1-25				RPI 26-50				RPI 51-100				RPI 101+			
RPI	S	Opponent	Score	RPI	S	Opponent	Score	RPI	S	Opponent	Score	RPI	S	Opponent	Score
1	H	Notre Dame	62 77	31	A	Texas	88 82	53	A	Auburn	78 69	107	A	Georgia	62 66
4	H	Stanford	85 95	32	H	Kentucky	71 73	56	H	LSU	74 65	113	A	Alabama	65 86
				34	H	Missouri	64 66	64	H	Belmont	84 76	143	N	UAB	73 69
				48	N	Clemson	78 66	74	H	Arkansas	79 80	172	A	Vanderbilt	82 65
								90	A	Oklahoma St.	76 63	196	H	UNC Asheville	73 46
												208	H	Florida	67 50
												209	H	Stetson	65 55
												248	H	ETSU	80 61
												288	H	Murray St.	98 77
												335	H	Presbyterian	97 49
												349	H	Florida A&M	96 31
LAST 12 Division I GAMES:															
143	N	UAB	73 69	113	A	Alabama	65 86								
172	A	Vanderbilt	82 65	107	A	Georgia	62 66								
208	H	Florida	67 50	32	H	Kentucky	71 73								
56	H	LSU	74 65	34	H	Missouri	64 66								
1	H	Notre Dame	62 77	53	A	Auburn	78 69								
74	H	Arkansas	79 80	64	H	Belmont	84 76								

Non-Div I Games:

Tennessee

Average RPI Win:	277	WON-LOST	WINNING	LAST 10	STRENGTH OF	OPP. STRENGTH	TEAM	ADJ.	CONF.	ADJ CONF.
Average RPI Loss:	154	RECORD	PCT. RANK	GAMES	SCHEDULE	OF SCHEDULE	RPI	RPI	RPI	RPI
DIV. I ONLY	3- 19	331	1- 0	140	203	293	293	22	22	
DIV. I NON-CONF.	0- 12	336	0- 0	137	111	320	320	21	21	
TOTALS	RPI 1-25	RPI 26-50	W-L RECORDS	RPI 51-100	RPI 101-150	RPI 150+				
3- 19	0- 1	0- 1	OVERALL	0- 3	0- 6	3- 8				
2- 5	0- 0	0- 0	HOME	0- 0	0- 4	2- 1				
1- 11	0- 1	0- 1	AWAY	0- 2	0- 1	1- 6				
0- 3	0- 0	0- 0	NEUTRAL	0- 1	0- 1	0- 1				
0- 12	0- 1	0- 1	NON-CONFERENCE	0- 2	0- 2	0- 6				
0- 1	0- 0	0- 0	HOME	0- 0	0- 1	0- 0				
0- 8	0- 1	0- 1	AWAY	0- 1	0- 0	0- 5				
0- 3	0- 0	0- 0	NEUTRAL	0- 1	0- 1	0- 1				
3- 7	0- 0	0- 0	CONFERENCE	0- 1	0- 4	3- 2				
2- 4	0- 0	0- 0	HOME	0- 0	0- 3	2- 1				
1- 3	0- 0	0- 0	AWAY	0- 1	0- 1	1- 1				
0- 0	0- 0	0- 0	NEUTRAL	0- 0	0- 0	0- 0				

RPI 1-25				RPI 26-50				RPI 51-100				RPI 101+ Team's RPI: 293			
RPI	S	Opponent	Score	RPI	S	Opponent	Score	RPI	S	Opponent	Score	RPI	S	Opponent	Score
3	A	Louisville	52 107	36	A	DePaul	73 95	64	A	Belmont	46 80	106	H	South Alabama	56 78
								74	N	Arkansas	55 79	118	H	Morehead St.	62 85
								91	A	Troy	67 92	123	N	Pittsburgh	56 78
												131	H	UT Martin	61 73
												141	A	Tennessee Tech	65 76
												141	H	Tennessee Tech	59 69
												172	A	Vanderbilt	63 89
												176	A	Ball St.	51 90
												181	N	Wisconsin	53 58
												217	H	Southeast Mo. St.	62 59
												225	H	Jacksonville St.	52 62
												231	A	Marshall	59 80
												283	A	Austin Peay	47 74
												288	A	Murray St.	65 61
												303	A	Alabama A&M	57 67
												325	H	Eastern Ky.	60 38
												329	A	Lipscomb	62 64
LAST 12 Division I GAMES:															
217	H	Southeast Mo. St.	62 59	118	H	Morehead St.	62 85								
131	H	UT Martin	61 73	325	H	Eastern Ky.	60 38								
288	A	Murray St.	65 61	225	H	Jacksonville St.	52 62								
283	A	Austin Peay	47 74	141	H	Tennessee Tech	59 69								
64	A	Belmont	46 80	176	A	Ball St.	51 90								
141	A	Tennessee Tech	65 76	36	A	DePaul	73 95								

Non-Div I Games:

Tennessee St.

■ Loss,
 ■ Non-Conf,
 ■ S Site,
 ■ Home
 ■ A Away
 N Neutral

Average RPI Win:	249	WON-LOST	WINNING	LAST 10	STRENGTH OF	OPP. STRENGTH	TEAM	ADJ.	CONF.	ADJ CONF.
Average RPI Loss:	142	RECORD	PCT. RANK	GAMES	SCHEDULE	OF SCHEDULE	RPI	RPI	RPI	RPI
DIV. I ONLY	14- 5	60	1- 0	307	233	141	141	22	22	
DIV. I NON-CONF.	6- 3	91	0- 0	251	240	116	116	21	21	
TOTALS	RPI 1-25	RPI 26-50	W-L RECORDS	RPI 51-100	RPI 101-150	RPI 150+				
14- 5	0- 0	0- 0	OVERALL	2- 2	0- 1	12- 2				
7- 1	0- 0	0- 0	HOME	1- 0	0- 0	6- 1				
7- 3	0- 0	0- 0	AWAY	1- 1	0- 1	6- 1				
0- 1	0- 0	0- 0	NEUTRAL	0- 1	0- 0	0- 0				
6- 3	0- 0	0- 0	NON-CONFERENCE	1- 2	0- 0	5- 1				
3- 0	0- 0	0- 0	HOME	1- 0	0- 0	2- 0				
3- 2	0- 0	0- 0	AWAY	0- 1	0- 0	3- 1				
0- 1	0- 0	0- 0	NEUTRAL	0- 1	0- 0	0- 0				
8- 2	0- 0	0- 0	CONFERENCE	1- 0	0- 1	7- 1				
4- 1	0- 0	0- 0	HOME	0- 0	0- 0	4- 1				
4- 1	0- 0	0- 0	AWAY	1- 0	0- 1	3- 0				
0- 0	0- 0	0- 0	NEUTRAL	0- 0	0- 0	0- 0				

RPI 1-25			RPI 26-50			RPI 51-100			RPI 101+			Team's RPI: 141
RPI	S	Opponent	Score	RPI	S	Opponent	Score	RPI	S	Opponent	Score	
						61	H Middle Tenn.	68 64	118	A Morehead St.	56	77
						64	A Belmont	77 72	169	A Xavier	60	70
						66	N Old Dominion	73 80	196	H UNC Asheville	60	53
						74	A Arkansas	42 65	225	A Jacksonville St.	66	49
									235	H SIUE	79	55
									250	A Wichita St.	55	45
									276	H Eastern Ill.	99	88
									283	H Austin Peay	65	72
									288	H Murray St.	74	65
									293	A Tennessee St.	69	59
									293	H Tennessee St.	76	65
									316	A Charleston So.	77	55
									325	A Eastern Ky.	81	68
									329	A Lipscomb	67	52
									336	H Western Caro.	77	58
LAST 12 Division I GAMES:												
288	H	Murray St.	74 65	276	H	Eastern Ill.	99 88					
283	H	Austin Peay	65 72	235	H	SIUE	79 55					
325	A	Eastern Ky.	81 68	64	A	Belmont	77 72					
118	A	Morehead St.	56 77	293	A	Tennessee St.	69 59					
225	A	Jacksonville St.	66 49	329	A	Lipscomb	67 52					
293	H	Tennessee St.	76 65	196	H	UNC Asheville	60 53					

Non-Div I Games: Tenn. Wesleyan 100 58 Cumberland (TN) 88 55

Tennessee Tech

Loss, Non-Conf, S Site, H Home A Away N Neutral

Average RPI Win:	151	WON-LOST	WINNING	LAST 10	STRENGTH OF	OPP. STRENGTH	TEAM	ADJ.	CONF.	ADJ CONF.
Average RPI Loss:	38	RECORD	PCT. RANK	GAMES	SCHEDULE	OF SCHEDULE	RPI	RPI	RPI	RPI
DIV. I ONLY	18- 5	34	2- 0	53	57	31	31	3	3	
DIV. I NON-CONF.	10- 2	37	2- 0	125	166	58	58	3	3	
TOTALS	RPI 1-25	RPI 26-50	W-L RECORDS	RPI 51-100	RPI 101-150	RPI 150+				
18- 5	1- 2	1- 0	OVERALL	4- 3	3- 0	9- 0				
9- 4	0- 2	1- 0	HOME	1- 2	1- 0	6- 0				
6- 1	1- 0	0- 0	AWAY	1- 1	1- 0	3- 0				
3- 0	0- 0	0- 0	NEUTRAL	2- 0	1- 0	0- 0				
10- 2	0- 1	0- 0	NON-CONFERENCE	2- 1	1- 0	7- 0				
5- 2	0- 1	0- 0	HOME	0- 1	0- 0	5- 0				
2- 0	0- 0	0- 0	AWAY	0- 0	0- 0	2- 0				
3- 0	0- 0	0- 0	NEUTRAL	2- 0	1- 0	0- 0				
8- 3	1- 1	1- 0	CONFERENCE	2- 2	2- 0	2- 0				
4- 2	0- 1	1- 0	HOME	1- 1	1- 0	1- 0				
4- 1	1- 0	0- 0	AWAY	1- 1	1- 0	1- 0				
0- 0	0- 0	0- 0	NEUTRAL	0- 0	0- 0	0- 0				

RPI 1-25				RPI 26-50				Team's RPI: 31	RPI 51-100				RPI 101+			
RPI	S	Opponent	Score	RPI	S	Opponent	Score		RPI	S	Opponent	Score	RPI	S	Opponent	Score
2	H	Baylor	68 74	44	H	TCU	73 67		52	A	Kansas St.	69 87	110	H	Kansas	62 43
7	H	Mississippi St.	49 67						60	N	Michigan	69 52	137	N	Fordham	72 54
11	A	Iowa St.	64 62						62	H	Tennessee	82 88	149	A	Texas Tech	78 71
									63	N	Quinnipiac	56 55	152	H	Duquesne	78 41
									65	A	West Virginia	70 58	154	A	Oklahoma	76 67
									65	H	West Virginia	58 64	154	H	Oklahoma	73 63
									90	H	Oklahoma St.	60 51	177	A	North Texas	64 54
													209	H	Stetson	65 46
													213	A	UTRGV	81 66
													279	H	UTSA	98 54
													320	H	McNeese	96 40
													339	H	Northwestern St.	104 66
LAST 12 Division I GAMES:																
137	N	Fordham	72 54	110	H	Kansas	62 43		44	H	TCU	73 67				
60	N	Michigan	69 52	52	A	Kansas St.	69 87		11	A	Iowa St.	64 62				
2	H	Baylor	68 74	52	A	Kansas St.	69 87		154	H	Oklahoma	73 63				
154	A	Oklahoma	76 67	11	A	Iowa St.	64 62		149	A	Texas Tech	78 71				
65	H	West Virginia	58 64	65	A	West Virginia	70 58									

Non-Div I Games:

Texas

■ Loss,
 ■ Non-Conf,
 ■ S Site,
 ■ Home
 ■ A Away
 N Neutral

Average RPI Win:	135	WON-LOST	WINNING	LAST 10	STRENGTH OF	OPP. STRENGTH	TEAM	ADJ.	CONF.	ADJ CONF.
Average RPI Loss:	35	RECORD	PCT. RANK	GAMES	SCHEDULE	OF SCHEDULE	RPI	RPI	RPI	RPI
DIV. I ONLY	18- 4	23	1- 0	44	55	18	18	5	5	
DIV. I NON-CONF.	11- 2	31	0- 0	34	113	17	17	5	5	
TOTALS	RPI 1-25	RPI 26-50	W-L RECORDS	RPI 51-100	RPI 101-150	RPI 150+				
18- 4	0- 2	3- 0	OVERALL	3- 2	3- 0	9- 0				
10- 2	0- 1	2- 0	HOME	1- 1	1- 0	6- 0				
6- 2	0- 1	0- 0	AWAY	2- 1	2- 0	2- 0				
2- 0	0- 0	1- 0	NEUTRAL	0- 0	0- 0	1- 0				
11- 2	0- 1	2- 0	NON-CONFERENCE	2- 1	1- 0	6- 0				
7- 1	0- 0	1- 0	HOME	1- 1	0- 0	5- 0				
2- 1	0- 1	0- 0	AWAY	1- 0	1- 0	0- 0				
2- 0	0- 0	1- 0	NEUTRAL	0- 0	0- 0	1- 0				
7- 2	0- 1	1- 0	CONFERENCE	1- 1	2- 0	3- 0				
3- 1	0- 1	1- 0	HOME	0- 0	1- 0	1- 0				
4- 1	0- 0	0- 0	AWAY	1- 1	1- 0	2- 0				
0- 0	0- 0	0- 0	NEUTRAL	0- 0	0- 0	0- 0				

RPI 1-25				RPI 26-50				RPI 51-100				RPI 101+			
RPI	S	Opponent	Score	RPI	S	Opponent	Score	RPI	S	Opponent	Score	RPI	S	Opponent	Score
10	A	Syracuse	65 75	30	N	Oregon St.	76 70	53	A	Auburn	69 67	107	A	Georgia	76 66
15	H	South Carolina	57 60	32	H	Kentucky	73 71	54	H	Southern California	71 51	112	A	Houston	68 52
				35	H	Rice	65 54	56	A	LSU	52 63	113	H	Alabama	70 43
								59	H	Lamar University	68 74	171	N	UC Riverside	70 63
								80	A	Little Rock	61 40	172	A	Vanderbilt	50 43
												172	H	Vanderbilt	69 53
												182	H	Arkansas St.	97 56
												192	H	Prairie View	70 57
												198	A	Ole Miss	72 60
												213	H	UTRGV	84 61
												222	H	Jacksonville	73 53
												289	H	Central Ark.	84 27
LAST 12 Division I GAMES:															
198	A	Ole Miss	72 60	172	A	Vanderbilt	50 43	56	A	LSU	52 63				
172	H	Vanderbilt	69 53	32	H	Kentucky	73 71	15	H	South Carolina	57 60				
53	A	Auburn	69 67	213	H	UTRGV	84 61	192	H	Prairie View	70 57				
107	A	Georgia	76 66	54	H	Southern California	71 51								
113	H	Alabama	70 43												

Non-Div I Games:

Texas A&M

Texas Southern

Through Games Of Feb. 6, 2019

Average RPI Win:	287	WON-LOST	WINNING	LAST 10	STRENGTH OF	OPP. STRENGTH	TEAM	ADJ.	CONF.	ADJ CONF.
Average RPI Loss:	156	RECORD	PCT. RANK	GAMES	SCHEDULE	OF SCHEDULE	RPI	RPI	RPI	RPI
DIV. I ONLY	7- 11	238	1- 0	269	322	239	239	29	29	
DIV. I NON-CONF.	2- 7	288	0- 0	59	283	181	181	26	26	
TOTALS	RPI 1-25	RPI 26-50	W-L RECORDS	RPI 51-100	RPI 101-150	RPI 150+				
7- 11	0- 1	0- 1	OVERALL	0- 1	0- 2	7- 6				
2- 2	0- 0	0- 0	HOME	0- 0	0- 0	2- 2				
5- 7	0- 1	0- 1	AWAY	0- 1	0- 2	5- 2				
0- 2	0- 0	0- 0	NEUTRAL	0- 0	0- 0	0- 2				
2- 7	0- 1	0- 1	NON-CONFERENCE	0- 1	0- 2	2- 2				
0- 0	0- 0	0- 0	HOME	0- 0	0- 0	0- 0				
2- 5	0- 1	0- 1	AWAY	0- 1	0- 2	2- 0				
0- 2	0- 0	0- 0	NEUTRAL	0- 0	0- 0	0- 2				
5- 4	0- 0	0- 0	CONFERENCE	0- 0	0- 0	5- 4				
2- 2	0- 0	0- 0	HOME	0- 0	0- 0	2- 2				
3- 2	0- 0	0- 0	AWAY	0- 0	0- 0	3- 2				
0- 0	0- 0	0- 0	NEUTRAL	0- 0	0- 0	0- 0				

RPI 1-25				RPI 26-50				RPI 51-100				RPI 101+ Team's RPI: 239			
RPI	S	Opponent	Score	RPI	S	Opponent	Score	RPI	S	Opponent	Score	RPI	S	Opponent	Score
23	A	Michigan St.	45 91	35	A	Rice	71 76	72	A	SFA	55 74	135	A	Tulane	56 62
												149	A	Texas Tech	55 75
												161	N	Abilene Christian	39 81
												174	A	Southern U.	61 63
												187	N	Nicholls St.	57 58
												192	A	Prairie View	52 44
												200	H	Grambling	67 75
												213	A	UTRGV	69 55
												229	H	Alabama St.	51 58
												301	A	Mississippi Val.	68 50
												303	H	Alabama A&M	53 45
												305	H	Jackson St.	76 67
												345	A	Ark.-Pine Bluff	59 58
												348	A	Savannah St.	65 41
												350	A	Alcorn	52 53
LAST 12 Division I GAMES:															
303	H	Alabama A&M	53 45	192	A	Prairie View	52 44								
229	H	Alabama St.	51 58	174	A	Southern U.	61 63								
301	A	Mississippi Val.	68 50	350	A	Alcorn	52 53								
345	A	Ark.-Pine Bluff	59 58	149	A	Texas Tech	55 75								
305	H	Jackson St.	76 67	72	A	SFA	55 74								
200	H	Grambling	67 75	213	A	UTRGV	69 55								

Non-Div I Games: Huston-Tillotson 72 36 Paul Quinn 83 54

Texas Southern

Loss, Non-Conf, S Site, H Home A Away N Neutral

Average RPI Win: 218		WON-LOST	WINNING	LAST 10	STRENGTH OF	OPP. STRENGTH	TEAM	ADJ.	CONF.	ADJ CONF.
Average RPI Loss: 120		RECORD	PCT. RANK	GAMES	SCHEDULE	OF SCHEDULE	RPI	RPI	RPI	RPI
DIV. I ONLY		7- 12	244	0- 1	121	132	178	178	12	12
DIV. I NON-CONF.		3- 7	256	0- 1	90	131	184	184	15	15
TOTALS	RPI 1-25	RPI 26-50		W-L RECORDS		RPI 51-100	RPI 101-150	RPI 150+		
7- 12	0- 0	0- 2		OVERALL		0- 3	0- 4	7- 3		
2- 5	0- 0	0- 0		HOME		0- 0	0- 2	2- 3		
5- 6	0- 0	0- 2		AWAY		0- 2	0- 2	5- 0		
0- 1	0- 0	0- 0		NEUTRAL		0- 1	0- 0	0- 0		
3- 7	0- 0	0- 2		NON-CONFERENCE		0- 2	0- 2	3- 1		
1- 2	0- 0	0- 0		HOME		0- 0	0- 1	1- 1		
2- 4	0- 0	0- 2		AWAY		0- 1	0- 1	2- 0		
0- 1	0- 0	0- 0		NEUTRAL		0- 1	0- 0	0- 0		
4- 5	0- 0	0- 0		CONFERENCE		0- 1	0- 2	4- 2		
1- 3	0- 0	0- 0		HOME		0- 0	0- 1	1- 2		
3- 2	0- 0	0- 0		AWAY		0- 1	0- 1	3- 0		
0- 0	0- 0	0- 0		NEUTRAL		0- 0	0- 0	0- 0		

RPI 1-25				RPI 26-50				RPI 51-100				RPI 101+				Team's RPI: 178	
RPI	S	Opponent	Score	RPI	S	Opponent	Score	RPI	S	Opponent	Score	RPI	S	Opponent	Score		
				34	A	Missouri	50 69	51	N	Saint Mary's (CA)	62 89	114	A	UT Arlington	53 68		
				49	A	New Mexico	51 82	80	A	Little Rock	47 62	135	A	Tulane	61 67		
								90	A	Oklahoma St.	55 66	138	H	Appalachian St.	49 62		
												140	H	Montana St.	59 67		
												153	A	Georgia St.	69 60		
												153	H	Georgia St.	34 57		
												180	H	Oral Roberts	64 81		
												182	A	Arkansas St.	85 62		
												183	H	Coastal Caro.	73 58		
												187	H	Nicholls St.	72 67		
												263	A	A&M-Corpus Christi	60 53		
												278	A	Ga. Southern	64 52		
												278	H	Ga. Southern	55 65		
												279	A	UTSA	68 60		
LAST 12 Division I GAMES:																	
				135	A	Tulane	61 67	182	A	Arkansas St.	85 62						
				140	H	Montana St.	59 67	80	A	Little Rock	47 62						
				187	H	Nicholls St.	72 67	138	H	Appalachian St.	49 62						
				114	A	UT Arlington	53 68	183	H	Coastal Caro.	73 58						
				278	H	Ga. Southern	55 65	153	A	Georgia St.	69 60						
				153	H	Georgia St.	34 57	278	A	Ga. Southern	64 52						

Non-Div I Games: UNKNOWN

92 39

Tex. A&M Int'l

89 25

Texas St.

Loss, Non-Conf, S Site, H Home A Away N Neutral

Average RPI Win:	214	WON-LOST	WINNING	LAST 10	STRENGTH OF	OPP. STRENGTH	TEAM	ADJ.	CONF.	ADJ CONF.
Average RPI Loss:	66	RECORD	PCT. RANK	GAMES	SCHEDULE	OF SCHEDULE	RPI	RPI	RPI	RPI
DIV. I ONLY	10- 12	196	0- 1	56	80	149	149	3	3	
DIV. I NON-CONF.	9- 2	43	0- 0	266	300	123	123	3	3	
TOTALS	RPI 1-25	RPI 26-50	W-L RECORDS	RPI 51-100	RPI 101-150	RPI 150+				
10- 12	0- 3	0- 3	OVERALL	1- 4	1- 0	8- 2				
9- 5	0- 1	0- 2	HOME	1- 2	1- 0	7- 0				
1- 7	0- 2	0- 1	AWAY	0- 2	0- 0	1- 2				
0- 0	0- 0	0- 0	NEUTRAL	0- 0	0- 0	0- 0				
9- 2	0- 0	0- 0	NON-CONFERENCE	1- 1	0- 0	8- 1				
8- 1	0- 0	0- 0	HOME	1- 1	0- 0	7- 0				
1- 1	0- 0	0- 0	AWAY	0- 0	0- 0	1- 1				
0- 0	0- 0	0- 0	NEUTRAL	0- 0	0- 0	0- 0				
1- 10	0- 3	0- 3	CONFERENCE	0- 3	1- 0	0- 1				
1- 4	0- 1	0- 2	HOME	0- 1	1- 0	0- 0				
0- 6	0- 2	0- 1	AWAY	0- 2	0- 0	0- 1				
0- 0	0- 0	0- 0	NEUTRAL	0- 0	0- 0	0- 0				

RPI	S	Opponent	Score	RPI	S	Opponent	Score	RPI	S	Opponent	Score	RPI	S	Opponent	Score	Team's RPI: 149
2	A	Baylor	37 96	31	H	Texas	71 78	52	H	Kansas St.	62 66	110	H	Kansas	69 66	
2	H	Baylor	56 73	44	A	TCU	70 78	65	A	West Virginia	65 68	154	A	Oklahoma	61 66	
11	A	Iowa St.	66 105	44	H	TCU	63 70	72	H	SFA	77 69	161	H	Abilene Christian	105 54	
								90	A	Oklahoma St.	57 65	174	H	Southern U.	76 58	
								94	H	Idaho	77 88	208	A	Florida	67 72	
												225	H	Jacksonville St.	71 58	
												239	H	Texas Southern	75 55	
												245	A	Nevada	86 67	
												263	H	A&M-Corpus Christi	78 61	
												312	H	La.-Monroe	86 42	
												334	H	Houston Baptist	82 76	
LAST 12 Division I GAMES:																
44	H	TCU	63 70	44	A	TCU	70 78									
2	A	Baylor	37 96	90	A	Oklahoma St.	57 65									
11	A	Iowa St.	66 105	110	H	Kansas	69 66									
31	H	Texas	71 78	2	H	Baylor	56 73									
65	A	West Virginia	65 68	154	A	Oklahoma	61 66									
52	H	Kansas St.	62 66	161	H	Abilene Christian	105 54									

Non-Div I Games:

Texas Tech

■ Loss,
 ■ Non-Conf, S Site,
 ■ Home
 ■ Away
 N Neutral

Average RPI Win:	214	WON-LOST	WINNING	LAST 10	STRENGTH OF	OPP. STRENGTH	TEAM	ADJ.	CONF.	ADJ CONF.
Average RPI Loss:	70	RECORD	PCT. RANK	GAMES	SCHEDULE	OF SCHEDULE	RPI	RPI	RPI	RPI
DIV. I ONLY	13- 7	94	0- 1	123	106	85	85	7	7	
DIV. I NON-CONF.	8- 3	72	0- 0	164	171	71	71	8	8	
TOTALS	RPI 1-25	RPI 26-50	W-L RECORDS	RPI 51-100	RPI 101-150	RPI 150+				
13- 7	1- 2	0- 0	OVERALL	1- 3	0- 2	11- 0				
7- 2	1- 1	0- 0	HOME	0- 1	0- 0	6- 0				
6- 5	0- 1	0- 0	AWAY	1- 2	0- 2	5- 0				
0- 0	0- 0	0- 0	NEUTRAL	0- 0	0- 0	0- 0				
8- 3	0- 1	0- 0	NON-CONFERENCE	1- 1	0- 1	7- 0				
4- 1	0- 1	0- 0	HOME	0- 0	0- 0	4- 0				
4- 2	0- 0	0- 0	AWAY	1- 1	0- 1	3- 0				
0- 0	0- 0	0- 0	NEUTRAL	0- 0	0- 0	0- 0				
5- 4	1- 1	0- 0	CONFERENCE	0- 2	0- 1	4- 0				
3- 1	1- 0	0- 0	HOME	0- 1	0- 0	2- 0				
2- 3	0- 1	0- 0	AWAY	0- 1	0- 1	2- 0				
0- 0	0- 0	0- 0	NEUTRAL	0- 0	0- 0	0- 0				

RPI 1-25				RPI 26-50				RPI 51-100				RPI 101+			
RPI	S	Opponent	Score	RPI	S	Opponent	Score	RPI	S	Opponent	Score	RPI	S	Opponent	Score
1	H	Notre Dame	56 72					55	A	Miami (OH)	64 65	108	A	Dayton	49 70
24	A	Buffalo	63 73					64	A	Belmont	78 69	142	A	Akron	64 70
25	H	Central Mich.	62 59					75	A	Maine	59 73	152	H	Duquesne	65 52
								82	H	Kent St.	47 58	162	H	Stony Brook	80 48
												176	H	Ball St.	65 58
												227	A	Memphis	58 48
												228	A	Bowling Green	79 65
												228	H	Bowling Green	76 56
												274	A	Cleveland St.	65 60
												284	A	Western Mich.	80 57
												294	A	Valparaiso	65 59
												330	H	Detroit Mercy	77 60
												332	H	Iona	84 38
LAST 12 Division I GAMES:															
24	A	Buffalo	63 73	82	H	Kent St.	47 58								
228	H	Bowling Green	76 56	55	A	Miami (OH)	64 65								
142	A	Akron	64 70	176	H	Ball St.	65 58								
25	H	Central Mich.	62 59	330	H	Detroit Mercy	77 60								
228	A	Bowling Green	79 65	162	H	Stony Brook	80 48								
284	A	Western Mich.	80 57	1	H	Notre Dame	56 72								

Non-Div I Games:

Toledo

Average RPI Win:	221	WON-LOST	WINNING	LAST 10	STRENGTH OF	OPP. STRENGTH	TEAM	ADJ.	CONF.	ADJ CONF.
Average RPI Loss:	115	RECORD	PCT. RANK	GAMES	SCHEDULE	OF SCHEDULE	RPI	RPI	RPI	RPI
DIV. I ONLY	12- 8	116	0- 1	198	133	120	120	10	10	
DIV. I NON-CONF.	6- 5	143	0- 0	275	152	154	154	11	11	
TOTALS	RPI 1-25	RPI 26-50	W-L RECORDS	RPI 51-100	RPI 101-150	RPI 150+				
12- 8	0- 1	0- 1	OVERALL	2- 2	0- 2	10- 2				
6- 1	0- 0	0- 0	HOME	1- 0	0- 1	5- 0				
6- 7	0- 1	0- 1	AWAY	1- 2	0- 1	5- 2				
0- 0	0- 0	0- 0	NEUTRAL	0- 0	0- 0	0- 0				
6- 5	0- 1	0- 0	NON-CONFERENCE	0- 2	0- 0	6- 2				
3- 0	0- 0	0- 0	HOME	0- 0	0- 0	3- 0				
3- 5	0- 1	0- 0	AWAY	0- 2	0- 0	3- 2				
0- 0	0- 0	0- 0	NEUTRAL	0- 0	0- 0	0- 0				
6- 3	0- 0	0- 1	CONFERENCE	2- 0	0- 2	4- 0				
3- 1	0- 0	0- 0	HOME	1- 0	0- 1	2- 0				
3- 2	0- 0	0- 1	AWAY	1- 0	0- 1	2- 0				
0- 0	0- 0	0- 0	NEUTRAL	0- 0	0- 0	0- 0				

RPI 1-25				RPI 26-50				RPI 51-100				RPI 101+ Team's RPI: 120			
RPI	S	Opponent	Score	RPI	S	Opponent	Score	RPI	S	Opponent	Score	RPI	S	Opponent	Score
10	A	Syracuse	55 98	41	A	James Madison	59 71	65	A	West Virginia	43 90	119	A	UNCW	73 77
								83	H	Northeastern	88 83	150	H	William & Mary	69 80
								86	A	Drexel	55 54	160	A	Delaware	56 48
								96	A	Wake Forest	53 60	194	A	George Washington	63 76
												197	H	Elon	59 58
												206	H	Massachusetts	78 53
												231	A	Marshall	76 69
												247	A	Mt. St. Mary's	78 87
												252	H	Hofstra	92 68
												265	A	Saint Joseph's	73 52
												282	H	La Salle	92 68
												291	A	Col. of Charleston	77 61
												295	H	Loyola Maryland	62 57
												298	A	UMBC	71 62
LAST 12 Division I GAMES:															
41	A	James Madison	59 71	83	H	Northeastern	88 83								
150	H	William & Mary	69 80	160	A	Delaware	56 48								
197	H	Elon	59 58	86	A	Drexel	55 54								
119	A	UNCW	73 77	231	A	Marshall	76 69								
291	A	Col. of Charleston	77 61	65	A	West Virginia	43 90								
252	H	Hofstra	92 68	265	A	Saint Joseph's	73 52								

Non-Div I Games:

Towson

■ Loss,
 ■ Non-Conf,
 ■ S Site,
 ■ H Home
 ■ A Away
 N Neutral

Average RPI Win:	224	WON-LOST	WINNING	LAST 10	STRENGTH OF	OPP. STRENGTH	TEAM	ADJ.	CONF.	ADJ CONF.
Average RPI Loss:	86	RECORD	PCT. RANK	GAMES	SCHEDULE	OF SCHEDULE	RPI	RPI	RPI	RPI
DIV. I ONLY	15- 4	32	0- 1	252	151	91	91	12	12	
DIV. I NON-CONF.	8- 2	52	0- 0	298	158	112	112	15	15	
TOTALS	RPI 1-25	RPI 26-50	W-L RECORDS	RPI 51-100	RPI 101-150	RPI 150+				
15- 4	0- 1	0- 0	OVERALL	1- 1	1- 1	13- 1				
7- 1	0- 0	0- 0	HOME	1- 1	0- 0	6- 0				
6- 3	0- 1	0- 0	AWAY	0- 0	1- 1	5- 1				
2- 0	0- 0	0- 0	NEUTRAL	0- 0	0- 0	2- 0				
8- 2	0- 1	0- 0	NON-CONFERENCE	0- 1	0- 0	8- 0				
3- 1	0- 0	0- 0	HOME	0- 1	0- 0	3- 0				
3- 1	0- 1	0- 0	AWAY	0- 0	0- 0	3- 0				
2- 0	0- 0	0- 0	NEUTRAL	0- 0	0- 0	2- 0				
7- 2	0- 0	0- 0	CONFERENCE	1- 0	1- 1	5- 1				
4- 0	0- 0	0- 0	HOME	1- 0	0- 0	3- 0				
3- 2	0- 0	0- 0	AWAY	0- 0	1- 1	2- 1				
0- 0	0- 0	0- 0	NEUTRAL	0- 0	0- 0	0- 0				

RPI S	Opponent	Score	RPI S	Opponent	Score	RPI S	Opponent	Score	RPI S	Opponent	Score
22	A Florida St.	67 103				61	H Middle Tenn.	64 67	106	A South Alabama	77 80
						80	H Little Rock	71 66	138	A Appalachian St.	83 72
									153	A Georgia St.	80 84
									182	H Arkansas St.	87 79
									183	A Coastal Caro.	82 81
									198	A Ole Miss	71 54
									199	N Sam Houston St.	84 79
									225	A Jacksonville St.	89 63
									229	H Alabama St.	116 46
									236	H Louisiana	90 64
									248	A ETSU	84 66
									261	H Samford	72 52
									278	A Ga. Southern	97 81
									293	H Tennessee St.	92 67
									301	N Mississippi Val.	75 54
									312	H La.-Monroe	78 56
LAST 12 Division I GAMES:											
106	A South Alabama	77 80	80	H Little Rock	71 66						
236	H Louisiana	90 64	138	A Appalachian St.	83 72						
312	H La.-Monroe	78 56	183	A Coastal Caro.	82 81						
153	A Georgia St.	80 84	225	A Jacksonville St.	89 63						
278	A Ga. Southern	97 81	198	A Ole Miss	71 54						
182	H Arkansas St.	87 79	61	H Middle Tenn.	64 67						

Non-Div I Games: Talladega 91 70

Troy

Tulane

Through Games Of Feb. 6, 2019

Average RPI Win:	195	WON-LOST	WINNING	LAST 10	STRENGTH OF	OPP. STRENGTH	TEAM	ADJ.	CONF.	ADJ CONF.
Average RPI Loss:	118	RECORD	PCT. RANK	GAMES	SCHEDULE	OF SCHEDULE	RPI	RPI	RPI	RPI
DIV. I ONLY	14- 8	96	1- 0	191	96	135	135	9	9	
DIV. I NON-CONF.	10- 3	59	1- 0	210	69	91	91	9	9	
TOTALS	RPI 1-25	RPI 26-50	W-L RECORDS	RPI 51-100	RPI 101-150	RPI 150+				
14- 8	1- 1	0- 1	OVERALL	1- 1	1- 3	11- 2				
7- 4	0- 1	0- 0	HOME	0- 1	1- 1	6- 1				
4- 3	0- 0	0- 0	AWAY	1- 0	0- 2	3- 1				
3- 1	1- 0	0- 1	NEUTRAL	0- 0	0- 0	2- 0				
10- 3	1- 0	0- 1	NON-CONFERENCE	1- 1	1- 1	7- 0				
6- 1	0- 0	0- 0	HOME	0- 1	1- 0	5- 0				
1- 1	0- 0	0- 0	AWAY	1- 0	0- 1	0- 0				
3- 1	1- 0	0- 1	NEUTRAL	0- 0	0- 0	2- 0				
4- 5	0- 1	0- 0	CONFERENCE	0- 0	0- 2	4- 2				
1- 3	0- 1	0- 0	HOME	0- 0	0- 1	1- 1				
3- 2	0- 0	0- 0	AWAY	0- 0	0- 1	3- 1				
0- 0	0- 0	0- 0	NEUTRAL	0- 0	0- 0	0- 0				

RPI S	Opponent	Score	RPI S	Opponent	Score	RPI S	Opponent	Score	RPI S	Opponent	Score	Team's RPI: 135
6	H UConn	33 75	27	N California	57 65	56	A LSU	56 54	113	A Alabama	58 69	
25	N Central Mich.	68 57				66	H Old Dominion	48 56	133	H Washington	63 51	
									139	A South Fla.	46 73	
									139	H South Fla.	45 50	
									175	A Temple	66 57	
									178	H Texas St.	67 61	
									185	H Southern Miss.	71 54	
									187	H Nicholls St.	71 46	
									204	A East Carolina	61 63	
									204	H East Carolina	68 57	
									207	A SMU	61 43	
									227	A Memphis	62 61	
									239	H Texas Southern	62 56	
									250	H Wichita St.	44 62	
									274	N Cleveland St.	81 72	
									287	H Fla. Atlantic	88 45	
									349	N Florida A&M	78 34	
LAST 12 Division I GAMES:												
178	H Texas St.	67 61	6	H UConn	33 75							
139	H South Fla.	45 50	207	A SMU	61 43							
204	A East Carolina	61 63	175	A Temple	66 57							
227	A Memphis	62 61	204	H East Carolina	68 57							
250	H Wichita St.	44 62	349	N Florida A&M	78 34							
139	A South Fla.	46 73	25	N Central Mich.	68 57							

Non-Div I Games:

Tulane

■ Loss,
 ■ Non-Conf, S Site,
 ■ Home
 ■ Away
 N Neutral

Average RPI Win:	203	WON-LOST	WINNING	LAST 10	STRENGTH OF	OPP. STRENGTH	TEAM	ADJ.	CONF.	ADJ CONF.
Average RPI Loss:	100	RECORD	PCT. RANK	GAMES	SCHEDULE	OF SCHEDULE	RPI	RPI	RPI	RPI
DIV. I ONLY	10- 12	196	0- 1	95	95	159	159	9	9	
DIV. I NON-CONF.	6- 7	172	0- 1	80	75	131	131	9	9	
TOTALS	RPI 1-25	RPI 26-50	W-L RECORDS	RPI 51-100	RPI 101-150	RPI 150+				
10- 12	0- 2	0- 0	OVERALL	0- 6	1- 1	9- 3				
7- 4	0- 0	0- 0	HOME	0- 3	0- 0	7- 1				
2- 8	0- 2	0- 0	AWAY	0- 3	0- 1	2- 2				
1- 0	0- 0	0- 0	NEUTRAL	0- 0	1- 0	0- 0				
6- 7	0- 1	0- 0	NON-CONFERENCE	0- 5	1- 0	5- 1				
4- 2	0- 0	0- 0	HOME	0- 2	0- 0	4- 0				
1- 5	0- 1	0- 0	AWAY	0- 3	0- 0	1- 1				
1- 0	0- 0	0- 0	NEUTRAL	0- 0	1- 0	0- 0				
4- 5	0- 1	0- 0	CONFERENCE	0- 1	0- 1	4- 2				
3- 2	0- 0	0- 0	HOME	0- 1	0- 0	3- 1				
1- 3	0- 1	0- 0	AWAY	0- 0	0- 1	1- 1				
0- 0	0- 0	0- 0	NEUTRAL	0- 0	0- 0	0- 0				

RPI 1-25				RPI 26-50				RPI 51-100				RPI 101+ Team's RPI: 159			
RPI	S	Opponent	Score	RPI	S	Opponent	Score	RPI	S	Opponent	Score	RPI	S	Opponent	Score
14	A	UCF	44 60					64	A	Belmont	53 78	112	A	Houston	44 76
17	A	Arizona St.	52 70					72	A	SFA	34 76	113	N	Alabama	80 73
								74	H	Arkansas	59 61	161	H	Abilene Christian	75 63
								80	H	Little Rock	53 63	175	H	Temple	61 75
								87	H	Cincinnati	50 70	180	A	Oral Roberts	76 68
								97	A	American	52 68	182	A	Arkansas St.	60 73
												195	H	Saint Louis	86 75
												204	A	East Carolina	75 55
												207	H	SMU	49 35
												209	H	Stetson	55 54
												227	A	Memphis	56 59
												227	H	Memphis	46 39
												250	H	Wichita St.	63 49
												280	H	UTEP	66 45
LAST 12 Division I GAMES:															
17	A	Arizona St.	52 70	14	A	UCF	44 60								
207	H	SMU	49 35	204	A	East Carolina	75 55								
227	A	Memphis	56 59	227	H	Memphis	46 39								
175	H	Temple	61 75	250	H	Wichita St.	63 49								
112	A	Houston	44 76	280	H	UTEP	66 45								
87	H	Cincinnati	50 70	74	H	Arkansas	59 61								

Non-Div I Games:

Tulsa

■ Loss,
 ■ Non-Conf,
 ■ S Site,
 ■ Home
 ■ Away
 N Neutral

Average RPI Win:	249	WON-LOST	WINNING	LAST 10	STRENGTH OF	OPP. STRENGTH	TEAM	ADJ.	CONF.	ADJ CONF.
Average RPI Loss:	79	RECORD	PCT. RANK	GAMES	SCHEDULE	OF SCHEDULE	RPI	RPI	RPI	RPI
DIV. I ONLY	17- 4	25	0- 1	335	154	143	143	14	14	
DIV. I NON-CONF.	11- 1	13	0- 1	342	241	126	126	19	19	
TOTALS	RPI 1-25	RPI 26-50	W-L RECORDS	RPI 51-100	RPI 101-150	RPI 150+				
17- 4	0- 0	0- 1	OVERALL	1- 2	1- 0	15- 1				
7- 2	0- 0	0- 1	HOME	0- 0	1- 0	6- 1				
8- 1	0- 0	0- 0	AWAY	1- 1	0- 0	7- 0				
2- 1	0- 0	0- 0	NEUTRAL	0- 1	0- 0	2- 0				
11- 1	0- 0	0- 0	NON-CONFERENCE	1- 1	1- 0	9- 0				
5- 0	0- 0	0- 0	HOME	0- 0	1- 0	4- 0				
4- 0	0- 0	0- 0	AWAY	1- 0	0- 0	3- 0				
2- 1	0- 0	0- 0	NEUTRAL	0- 1	0- 0	2- 0				
6- 3	0- 0	0- 1	CONFERENCE	0- 1	0- 0	6- 1				
2- 2	0- 0	0- 1	HOME	0- 0	0- 0	2- 1				
4- 1	0- 0	0- 0	AWAY	0- 1	0- 0	4- 0				
0- 0	0- 0	0- 0	NEUTRAL	0- 0	0- 0	0- 0				

RPI S	Opponent	Score	RPI S	Opponent	Score	RPI S	Opponent	Score	RPI S	Opponent	Score	Team's RPI: 143
35	H Rice	43 55	61	A Middle Tenn.	44 60	138	H Appalachian St.	80 61	154	N Oklahoma	89 84	
			62	N Tennessee	69 73	157	H Louisiana Tech	68 73	177	H North Texas	70 60	
			70	A FGCU	62 60	185	H Southern Miss.	71 60	227	H Memphis	85 54	
						229	A Alabama St.	62 47	261	A Samford	66 41	
						279	A UTSA	59 42	280	A UTEP	74 48	
						287	A Fla. Atlantic	89 64	303	H Alabama A&M	82 47	
						313	A FIU	83 59	315	N Coppin St.	86 61	
						320	H McNeese	91 48	346	A Chicago St.	90 45	
						350	H Alcorn	80 53				
LAST 12 Division I GAMES:												
62	N Tennessee	69 73	185	H Southern Miss.	71 60							
61	A Middle Tenn.	44 60	157	H Louisiana Tech	68 73							
35	H Rice	43 55	313	A FIU	83 59							
177	H North Texas	70 60	287	A Fla. Atlantic	89 64							
279	A UTSA	59 42	70	A FGCU	62 60							
280	A UTEP	74 48	315	N Coppin St.	86 61							

Non-Div I Games: Ala.-Huntsville 83 58

UAB

■ Loss,
 ■ Non-Conf,
 ■ S Site,
 ■ Home
 ■ A Away
 N Neutral

Average RPI Win:	204	WON-LOST	WINNING	LAST 10	STRENGTH OF	OPP. STRENGTH	TEAM	ADJ.	CONF.	ADJ CONF.
Average RPI Loss:	127	RECORD	PCT. RANK	GAMES	SCHEDULE	OF SCHEDULE	RPI	RPI	RPI	RPI
DIV. I ONLY	14- 6	68	0- 1	165	146	79	79	21	21	
DIV. I NON-CONF.	7- 5	132	0- 1	209	58	113	113	20	20	
TOTALS	RPI 1-25	RPI 26-50	W-L RECORDS	RPI 51-100	RPI 101-150	RPI 150+				
14- 6	0- 1	0- 0	OVERALL	1- 1	4- 2	9- 2				
7- 1	0- 0	0- 0	HOME	1- 1	2- 0	4- 0				
6- 5	0- 1	0- 0	AWAY	0- 0	2- 2	4- 2				
1- 0	0- 0	0- 0	NEUTRAL	0- 0	0- 0	1- 0				
7- 5	0- 1	0- 0	NON-CONFERENCE	1- 1	1- 2	5- 1				
3- 1	0- 0	0- 0	HOME	1- 1	0- 0	2- 0				
3- 4	0- 1	0- 0	AWAY	0- 0	1- 2	2- 1				
1- 0	0- 0	0- 0	NEUTRAL	0- 0	0- 0	1- 0				
7- 1	0- 0	0- 0	CONFERENCE	0- 0	3- 0	4- 1				
4- 0	0- 0	0- 0	HOME	0- 0	2- 0	2- 0				
3- 1	0- 0	0- 0	AWAY	0- 0	1- 0	2- 1				
0- 0	0- 0	0- 0	NEUTRAL	0- 0	0- 0	0- 0				

RPI 1-25				RPI 26-50				RPI 51-100				Team's RPI: 79	RPI 101+			
RPI	S	Opponent	Score	RPI	S	Opponent	Score	RPI	S	Opponent	Score		RPI	S	Opponent	Score
4	A	Stanford	43 71					51	H	Saint Mary's (CA)	76 74		111	A	Loyola Marymount	53 60
								78	H	Pacific	80 83		125	A	Washington St.	75 62
													144	A	CSUN	60 49
													144	H	CSUN	70 54
													145	A	Montana	56 62
													148	H	UC Irvine	80 57
													163	A	Portland St.	50 65
													171	A	UC Riverside	67 59
													220	A	San Francisco	70 68
													238	A	Sacramento St.	109 60
													245	N	Nevada	84 68
													253	A	Cal St. Fullerton	75 39
													253	H	Cal St. Fullerton	75 51
													257	H	Southern Utah	68 45
													259	A	Hawaii	60 65
													264	H	Long Beach St.	70 50
													341	H	Seattle U	76 59
LAST 12 Division I GAMES:																
				145	A	Montana	56 62						253	H	Cal St. Fullerton	75 51
				144	H	CSUN	70 54						259	A	Hawaii	60 65
				264	H	Long Beach St.	70 50						171	A	UC Riverside	67 59
				253	A	Cal St. Fullerton	75 39						51	H	Saint Mary's (CA)	76 74
				144	A	CSUN	60 49						220	A	San Francisco	70 68
				148	H	UC Irvine	80 57						341	H	Seattle U	76 59

Non-Div I Games: Dominican (CA) 92 42

UC Davis

Average RPI Win:	258	WON-LOST	WINNING	LAST 10	STRENGTH OF	OPP. STRENGTH	TEAM	ADJ.	CONF.	ADJ CONF.
Average RPI Loss:	118	RECORD	PCT. RANK	GAMES	SCHEDULE	OF SCHEDULE	RPI	RPI	RPI	RPI
DIV. I ONLY	13- 4	45	1- 0	329	226	148	148	21	21	
DIV. I NON-CONF.	9- 2	43	0- 0	313	249	143	143	20	20	
TOTALS	RPI 1-25	RPI 26-50	W-L RECORDS	RPI 51-100	RPI 101-150	RPI 150+				
13- 4	0- 1	0- 0	OVERALL	0- 1	1- 0	12- 2				
7- 1	0- 0	0- 0	HOME	0- 0	1- 0	6- 1				
4- 3	0- 1	0- 0	AWAY	0- 1	0- 0	4- 1				
2- 0	0- 0	0- 0	NEUTRAL	0- 0	0- 0	2- 0				
9- 2	0- 1	0- 0	NON-CONFERENCE	0- 0	0- 0	9- 1				
4- 1	0- 0	0- 0	HOME	0- 0	0- 0	4- 1				
3- 1	0- 1	0- 0	AWAY	0- 0	0- 0	3- 0				
2- 0	0- 0	0- 0	NEUTRAL	0- 0	0- 0	2- 0				
4- 2	0- 0	0- 0	CONFERENCE	0- 1	1- 0	3- 1				
3- 0	0- 0	0- 0	HOME	0- 0	1- 0	2- 0				
1- 2	0- 0	0- 0	AWAY	0- 1	0- 0	1- 1				
0- 0	0- 0	0- 0	NEUTRAL	0- 0	0- 0	0- 0				

RPI 1-25				RPI 26-50				RPI 51-100				RPI 101+ Team's RPI: 148			
RPI	S	Opponent	Score	RPI	S	Opponent	Score	RPI	S	Opponent	Score	RPI	S	Opponent	Score
5	A	Oregon	69 115					79	A	UC Davis	57 80	144	H	CSUN	65 61
												163	A	Portland St.	73 68
												166	A	Portland	84 69
												171	A	UC Riverside	72 88
												173	N	Indiana St.	77 61
												211	H	UNLV	57 55
												216	H	San Diego St.	70 78
												257	H	Southern Utah	75 58
												275	H	CSU Bakersfield	85 78
												304	H	UC Santa Barbara	74 68
												319	A	Cal Poly	75 59
												319	H	Cal Poly	73 57
												327	A	San Jose St.	74 66
												341	H	Seattle U	65 60
												351	N	LIU Brooklyn	84 71
LAST 12 Division I GAMES:															
304	H	UC Santa Barbara	74 68	341	H	Seattle U	65 60								
319	H	Cal Poly	73 57	5	A	Oregon	69 115								
79	A	UC Davis	57 80	163	A	Portland St.	73 68								
171	A	UC Riverside	72 88	166	A	Portland	84 69								
144	H	CSUN	65 61	216	H	San Diego St.	70 78								
319	A	Cal Poly	75 59	327	A	San Jose St.	74 66								

Non-Div I Games: LIFE Pacific 105 31

UC Irvine

■ Loss,
■ Non-Conf, S Site,
■ Home
■ Away
N Neutral

UC Riverside

Through Games Of Feb. 6, 2019

Average RPI Win:	236	WON-LOST	WINNING	LAST 10	STRENGTH OF	OPP. STRENGTH	TEAM	ADJ.	CONF.	ADJ CONF.
Average RPI Loss:	130	RECORD	PCT. RANK	GAMES	SCHEDULE	OF SCHEDULE	RPI	RPI	RPI	RPI
DIV. I ONLY	10- 11	178	1- 0	172	179	171	171	21	21	
DIV. I NON-CONF.	6- 8	199	1- 0	133	162	163	163	20	20	
TOTALS	RPI 1-25	RPI 26-50	W-L RECORDS	RPI 51-100	RPI 101-150	RPI 150+				
10- 11	0- 2	0- 1	OVERALL	0- 3	1- 1	9- 4				
5- 2	0- 0	0- 0	HOME	0- 1	1- 0	4- 1				
4- 6	0- 0	0- 1	AWAY	0- 2	0- 1	4- 2				
1- 3	0- 2	0- 0	NEUTRAL	0- 0	0- 0	1- 1				
6- 8	0- 2	0- 1	NON-CONFERENCE	0- 2	0- 0	6- 3				
3- 0	0- 0	0- 0	HOME	0- 0	0- 0	3- 0				
2- 5	0- 0	0- 1	AWAY	0- 2	0- 0	2- 2				
1- 3	0- 2	0- 0	NEUTRAL	0- 0	0- 0	1- 1				
4- 3	0- 0	0- 0	CONFERENCE	0- 1	1- 1	3- 1				
2- 2	0- 0	0- 0	HOME	0- 1	1- 0	1- 1				
2- 1	0- 0	0- 0	AWAY	0- 0	0- 1	2- 0				
0- 0	0- 0	0- 0	NEUTRAL	0- 0	0- 0	0- 0				

RPI	S	Opponent	Score	RPI	S	Opponent	Score	RPI	S	Opponent	Score	RPI	S	Opponent	Score	Team's RPI: 171
5	N	Oregon	44 94	33	A	BYU	70 72	54	A	Southern California	55 73	144	A	CSUN	56 69	
18	N	Texas A&M	63 70					79	H	UC Davis	59 67	148	H	UC Irvine	88 72	
								90	A	Oklahoma St.	51 76	167	H	New Mexico St.	65 64	
												183	H	Coastal Caro.	62 43	
												190	N	Milwaukee	54 56	
												191	N	Eastern Wash.	57 45	
												257	H	Southern Utah	56 50	
												259	A	Hawaii	60 55	
												264	A	Long Beach St.	73 59	
												264	H	Long Beach St.	45 63	
												272	A	Utah Valley	53 56	
												275	A	CSU Bakersfield	79 67	
												285	A	California Baptist	57 65	
												304	H	UC Santa Barbara	73 60	
												308	A	Weber St.	71 39	
LAST 12 Division I GAMES:																
257	H	Southern Utah	56 50	264	H	Long Beach St.	45 63									
304	H	UC Santa Barbara	73 60	79	H	UC Davis	59 67									
259	A	Hawaii	60 55	275	A	CSU Bakersfield	79 67									
264	A	Long Beach St.	73 59	167	H	New Mexico St.	65 64									
144	A	CSUN	56 69	272	A	Utah Valley	53 56									
148	H	UC Irvine	88 72	308	A	Weber St.	71 39									

Non-Div I Games:

UC Riverside

■ Loss,
■ Non-Conf,
■ S Site,
■ Home
■ A Away
N Neutral

Average RPI Win:	261	WON-LOST	WINNING	LAST 10	STRENGTH OF	OPP. STRENGTH	TEAM	ADJ.	CONF.	ADJ CONF.
Average RPI Loss:	177	RECORD	PCT. RANK	GAMES	SCHEDULE	OF SCHEDULE	RPI	RPI	RPI	RPI
DIV. I ONLY	4- 16	315	1- 0	216	245	304	304	21	21	
DIV. I NON-CONF.	3- 10	278	1- 0	187	233	280	280	20	20	
TOTALS	RPI 1-25	RPI 26-50	W-L RECORDS	RPI 51-100	RPI 101-150	RPI 150+				
4- 16	0- 0	0- 1	OVERALL	0- 3	0- 3	4- 9				
2- 7	0- 0	0- 0	HOME	0- 1	0- 1	2- 5				
1- 9	0- 0	0- 1	AWAY	0- 2	0- 2	1- 4				
1- 0	0- 0	0- 0	NEUTRAL	0- 0	0- 0	1- 0				
3- 10	0- 0	0- 1	NON-CONFERENCE	0- 3	0- 1	3- 5				
1- 5	0- 0	0- 0	HOME	0- 1	0- 1	1- 3				
1- 5	0- 0	0- 1	AWAY	0- 2	0- 0	1- 2				
1- 0	0- 0	0- 0	NEUTRAL	0- 0	0- 0	1- 0				
1- 6	0- 0	0- 0	CONFERENCE	0- 0	0- 2	1- 4				
1- 2	0- 0	0- 0	HOME	0- 0	0- 0	1- 2				
0- 4	0- 0	0- 0	AWAY	0- 0	0- 2	0- 2				
0- 0	0- 0	0- 0	NEUTRAL	0- 0	0- 0	0- 0				

RPI S	Opponent	Score	RPI S	Opponent	Score	RPI S	Opponent	Score	RPI S	Opponent	Score	Team's RPI: 304
27	A California	45 69	51	H Saint Mary's (CA)	55 80	111	H Loyola Marymount	57 70				
			54	A Southern California	39 82	144	A CSUN	65 73				
			78	A Pacific	53 69	148	A UC Irvine	68 74				
						167	H New Mexico St.	73 81				
						171	A UC Riverside	60 73				
						211	A UNLV	51 69				
						216	A San Diego St.	63 58				
						223	N Dartmouth	62 56				
						253	H Cal St. Fullerton	52 59				
						259	H Hawaii	35 47				
						264	H Long Beach St.	60 54				
						272	A Utah Valley	54 63				
						275	H CSU Bakersfield	48 56				
						285	H California Baptist	64 76				
						319	A Cal Poly	67 75				
						340	H Grand Canyon	66 55				
LAST 12 Division I GAMES:												
223	N Dartmouth	62 56	319	A Cal Poly	67 75							
171	A UC Riverside	60 73	144	A CSUN	65 73							
148	A UC Irvine	68 74	167	H New Mexico St.	73 81							
259	H Hawaii	35 47	216	A San Diego St.	63 58							
253	H Cal St. Fullerton	52 59	285	H California Baptist	64 76							
264	H Long Beach St.	60 54	27	A California	45 69							

Non-Div I Games:

UC Santa Barbara

■ Loss,
■ Non-Conf,
■ S Site,
■ H Home
■ A Away
N Neutral

Average RPI Win:	152	WON-LOST	WINNING	LAST 10	STRENGTH OF	OPP. STRENGTH	TEAM	ADJ.	CONF.	ADJ CONF.
Average RPI Loss:	14	RECORD	PCT. RANK	GAMES	SCHEDULE	OF SCHEDULE	RPI	RPI	RPI	RPI
DIV. I ONLY	19- 3	11	1- 0	55	70	14	14	9	9	
DIV. I NON-CONF.	11- 2	31	0- 0	48	36	14	14	9	9	
TOTALS	RPI 1-25	RPI 26-50	W-L RECORDS	RPI 51-100	RPI 101-150	RPI 150+				
19- 3	0- 3	1- 0	OVERALL	3- 0	5- 0	10- 0				
9- 0	0- 0	1- 0	HOME	2- 0	3- 0	3- 0				
9- 2	0- 2	0- 0	AWAY	1- 0	2- 0	6- 0				
1- 1	0- 1	0- 0	NEUTRAL	0- 0	0- 0	1- 0				
11- 2	0- 2	1- 0	NON-CONFERENCE	2- 0	2- 0	6- 0				
4- 0	0- 0	1- 0	HOME	1- 0	1- 0	1- 0				
6- 1	0- 1	0- 0	AWAY	1- 0	1- 0	4- 0				
1- 1	0- 1	0- 0	NEUTRAL	0- 0	0- 0	1- 0				
8- 1	0- 1	0- 0	CONFERENCE	1- 0	3- 0	4- 0				
5- 0	0- 0	0- 0	HOME	1- 0	2- 0	2- 0				
3- 1	0- 1	0- 0	AWAY	0- 0	1- 0	2- 0				
0- 0	0- 0	0- 0	NEUTRAL	0- 0	0- 0	0- 0				

RPI	S	Opponent	Score	RPI	S	Opponent	Score	RPI	S	Opponent	Score	RPI	S	Opponent	Score
6	A	UConn	57 93	38	H	Villanova	71 56	63	A	Quinnipiac	47 45	112	H	Houston	58 56
10	N	Syracuse	52 57					78	H	Pacific	64 57	123	A	Pittsburgh	61 58
25	A	Central Mich.	68 75					87	H	Cincinnati	56 55	129	H	Chattanooga	75 37
												139	A	South Fla.	62 49
												139	H	South Fla.	66 63
												152	A	Duquesne	71 63
												158	A	Mercer	76 42
												159	H	Tulsa	60 44
												160	A	Delaware	71 60
												204	A	East Carolina	61 58
												207	H	SMU	55 43
												209	A	Stetson	78 55
												227	A	Memphis	68 55
												242	N	Liberty	53 45
												260	H	Richmond	70 48
LAST 12 Division I GAMES:															
139	H	South Fla.	66 63	87	H	Cincinnati	56 55	139	A	South Fla.	62 49	227	A	Memphis	68 55
112	H	Houston	58 56	63	A	Quinnipiac	47 45	10	N	Syracuse	52 57	242	N	Liberty	53 45
6	A	UConn	57 93	159	H	Tulsa	60 44								

Non-Div I Games:

UCF

■ Loss,
 ■ Non-Conf,
 ■ S Site,
 ■ H Home
 ■ A Away
 N Neutral

Average RPI Win:	118	WON-LOST	WINNING	LAST 10	STRENGTH OF	OPP. STRENGTH	TEAM	ADJ.	CONF.	ADJ CONF.
Average RPI Loss:	48	RECORD	PCT. RANK	GAMES	SCHEDULE	OF SCHEDULE	RPI	RPI	RPI	RPI
DIV. I ONLY	13- 9	120	1- 0	19	13	45	45	2	2	
DIV. I NON-CONF.	7- 5	132	0- 0	49	52	95	95	2	2	
TOTALS	RPI 1-25	RPI 26-50	W-L RECORDS	RPI 51-100	RPI 101-150	RPI 150+				
13- 9	1- 3	2- 3	OVERALL	3- 1	5- 2	2- 0				
8- 4	0- 1	1- 2	HOME	1- 1	5- 0	1- 0				
5- 2	1- 1	1- 0	AWAY	2- 0	0- 1	1- 0				
0- 3	0- 1	0- 1	NEUTRAL	0- 0	0- 1	0- 0				
7- 5	0- 1	1- 2	NON-CONFERENCE	1- 0	3- 2	2- 0				
6- 1	0- 0	1- 1	HOME	1- 0	3- 0	1- 0				
1- 1	0- 0	0- 0	AWAY	0- 0	0- 1	1- 0				
0- 3	0- 1	0- 1	NEUTRAL	0- 0	0- 1	0- 0				
6- 4	1- 2	1- 1	CONFERENCE	2- 1	2- 0	0- 0				
2- 3	0- 1	0- 1	HOME	0- 1	2- 0	0- 0				
4- 1	1- 1	1- 0	AWAY	2- 0	0- 0	0- 0				
0- 0	0- 0	0- 0	NEUTRAL	0- 0	0- 0	0- 0				

RPI 1-25				RPI 26-50				Team's RPI: 45	RPI 51-100				RPI 101+			
RPI	S	Opponent	Score	RPI	S	Opponent	Score		RPI	S	Opponent	Score	RPI	S	Opponent	Score
4	A	Stanford	80 86	27	A	California	84 79		54	A	Southern California	72 65	105	H	Seton Hall	78 62
5	H	Oregon	52 72	30	H	Oregon St.	73 83		54	H	Southern California	67 72	107	H	Georgia	80 69
17	A	Arizona St.	61 59	32	N	Kentucky	74 75		69	A	Arizona	98 93	111	A	Loyola Marymount	63 69
20	N	North Carolina	49 83	35	H	Rice	59 50		90	H	Oklahoma St.	71 59	121	H	Fresno St.	89 80
				39	H	Indiana	65 67						125	H	Washington St.	83 56
													133	H	Washington	76 60
													139	N	South Fla.	56 60
													319	H	Cal Poly	81 35
													331	A	UIC	78 47
LAST 12 Division I GAMES:																
133	H	Washington	76 60	30	H	Oregon St.	73 83									
125	H	Washington St.	83 56	4	A	Stanford	80 86									
69	A	Arizona	98 93	27	A	California	84 79									
17	A	Arizona St.	61 59	54	A	Southern California	72 65									
54	H	Southern California	67 72	319	H	Cal Poly	81 35									
5	H	Oregon	52 72	331	A	UIC	78 47									

Non-Div I Games:

UCLA

■ Loss,
 ■ Non-Conf, S Site,
 ■ Home
 ■ Away
 N Neutral

Average RPI Win:	116	WON-LOST	WINNING	LAST 10	STRENGTH OF	OPP. STRENGTH	TEAM	ADJ.	CONF.	ADJ CONF.
Average RPI Loss:	3	RECORD	PCT. RANK	GAMES	SCHEDULE	OF SCHEDULE	RPI	RPI	RPI	RPI
DIV. I ONLY	20- 2	8	1- 0	32	6	6	6	9	9	
DIV. I NON-CONF.	11- 2	31	0- 0	31	1	8	8	9	9	
TOTALS	RPI 1-25	RPI 26-50	W-L RECORDS	RPI 51-100	RPI 101-150	RPI 150+				
20- 2	2- 2	3- 0	OVERALL	3- 0	5- 0	7- 0				
8- 0	1- 0	1- 0	HOME	2- 0	2- 0	2- 0				
8- 2	1- 2	1- 0	AWAY	1- 0	2- 0	3- 0				
4- 0	0- 0	1- 0	NEUTRAL	0- 0	1- 0	2- 0				
11- 2	1- 2	3- 0	NON-CONFERENCE	1- 0	2- 0	4- 0				
3- 0	0- 0	1- 0	HOME	1- 0	1- 0	0- 0				
4- 2	1- 2	1- 0	AWAY	0- 0	0- 0	2- 0				
4- 0	0- 0	1- 0	NEUTRAL	0- 0	1- 0	2- 0				
9- 0	1- 0	0- 0	CONFERENCE	2- 0	3- 0	3- 0				
5- 0	1- 0	0- 0	HOME	1- 0	1- 0	2- 0				
4- 0	0- 0	0- 0	AWAY	1- 0	2- 0	1- 0				
0- 0	0- 0	0- 0	NEUTRAL	0- 0	0- 0	0- 0				

RPI	S	Opponent	Score	RPI	S	Opponent	Score	RPI	S	Opponent	Score	RPI	S	Opponent	Score
1	A	Notre Dame	89 71	27	A	California	76 66	87	A	Cincinnati	65 55	105	H	Seton Hall	99 61
2	A	Baylor	57 68	36	H	DePaul	99 63	87	H	Cincinnati	82 38	112	A	Houston	81 61
3	A	Louisville	69 78	43	N	Purdue	86 40	98	H	Ohio St.	85 53	126	N	St. John's (NY)	65 55
14	H	UCF	93 57									135	A	Tulane	75 33
												139	H	South Fla.	63 46
												154	A	Oklahoma	72 63
												172	N	Vanderbilt	80 42
												175	A	Temple	88 67
												195	A	Saint Louis	98 42
												198	N	Ole Miss	90 50
												204	H	East Carolina	118 55
												207	H	SMU	79 39
LAST 12 Division I GAMES:															
204	H	East Carolina	118 55	135	A	Tulane	75 33								
87	A	Cincinnati	65 55	139	H	South Fla.	63 46								
3	A	Louisville	69 78	87	H	Cincinnati	82 38								
14	H	UCF	93 57	112	A	Houston	81 61								
207	H	SMU	79 39	2	A	Baylor	57 68								
175	A	Temple	88 67	27	A	California	76 66								

Non-Div I Games:

UConn

■ Loss,
 ■ Non-Conf, S Site,
 ■ Home
 ■ Away
 N Neutral

Average RPI Win:	313	WON-LOST	WINNING	LAST 10	STRENGTH OF	OPP. STRENGTH	TEAM	ADJ.	CONF.	ADJ CONF.
Average RPI Loss:	172	RECORD	PCT. RANK	GAMES	SCHEDULE	OF SCHEDULE	RPI	RPI	RPI	RPI
DIV. I ONLY	3- 19	331	0- 1	258	209	331	331	20	20	
DIV. I NON-CONF.	2- 9	297	0- 0	243	219	309	309	17	17	
TOTALS	RPI 1-25	RPI 26-50	W-L RECORDS	RPI 51-100	RPI 101-150	RPI 150+				
3- 19	0- 1	0- 1	OVERALL	0- 5	0- 2	3- 10				
2- 6	0- 0	0- 1	HOME	0- 2	0- 0	2- 3				
1- 11	0- 1	0- 0	AWAY	0- 3	0- 2	1- 5				
0- 2	0- 0	0- 0	NEUTRAL	0- 0	0- 0	0- 2				
2- 9	0- 1	0- 1	NON-CONFERENCE	0- 2	0- 0	2- 5				
1- 3	0- 0	0- 1	HOME	0- 1	0- 0	1- 1				
1- 4	0- 1	0- 0	AWAY	0- 1	0- 0	1- 2				
0- 2	0- 0	0- 0	NEUTRAL	0- 0	0- 0	0- 2				
1- 10	0- 0	0- 0	CONFERENCE	0- 3	0- 2	1- 5				
1- 3	0- 0	0- 0	HOME	0- 1	0- 0	1- 2				
0- 7	0- 0	0- 0	AWAY	0- 2	0- 2	0- 3				
0- 0	0- 0	0- 0	NEUTRAL	0- 0	0- 0	0- 0				

RPI 1-25				RPI 26-50				RPI 51-100				RPI 101+ Team's RPI: 331			
RPI	S	Opponent	Score	RPI	S	Opponent	Score	RPI	S	Opponent	Score	RPI	S	Opponent	Score
8	A	Marquette	32 96	45	H	UCLA	47 78	55	H	Miami (OH)	56 65	127	A	Youngstown St.	29 81
								71	A	Green Bay	32 62	134	A	IUPUI	43 71
								84	A	Wright St.	47 72	173	A	Indiana St.	53 60
								84	H	Wright St.	46 79	184	A	Eastern Mich.	38 52
								88	A	Northwestern	44 87	190	A	Milwaukee	53 72
												232	H	Loyola Chicago	60 75
												274	A	Cleveland St.	53 71
												281	A	Northern Ky.	44 78
												281	H	Northern Ky.	49 67
												294	H	Valparaiso	75 65
												305	N	Jackson St.	57 72
												306	H	Oakland	69 65
												318	N	Fairfield	60 68
												330	H	Detroit Mercy	36 42
												338	A	Evansville	62 54
LAST 12 Division I GAMES:															
281	A	Northern Ky.	44 78	306	H	Oakland	69 65								
84	A	Wright St.	47 72	274	A	Cleveland St.	53 71								
190	A	Milwaukee	53 72	127	A	Youngstown St.	29 81								
71	A	Green Bay	32 62	84	H	Wright St.	46 79								
134	A	IUPUI	43 71	281	H	Northern Ky.	49 67								
330	H	Detroit Mercy	36 42	305	N	Jackson St.	57 72								

Non-Div I Games:

UIC

■ Loss,
 ■ Non-Conf,
 S Site,
 ■ Home
 ■ Away
 N Neutral

Average RPI Win:	304	WON-LOST	WINNING	LAST 10	STRENGTH OF	OPP. STRENGTH	TEAM	ADJ.	CONF.	ADJ CONF.
Average RPI Loss:	174	RECORD	PCT. RANK	GAMES	SCHEDULE	OF SCHEDULE	RPI	RPI	RPI	RPI
DIV. I ONLY	5- 14	293	0- 1	286	231	298	298	23	23	
DIV. I NON-CONF.	4- 6	212	0- 0	301	234	275	275	24	24	
TOTALS	RPI 1-25	RPI 26-50	W-L RECORDS	RPI 51-100	RPI 101-150	RPI 150+				
5- 14	0- 1	0- 0	OVERALL	0- 2	0- 3	5- 8				
1- 7	0- 0	0- 0	HOME	0- 0	0- 2	1- 5				
2- 7	0- 1	0- 0	AWAY	0- 2	0- 1	2- 3				
2- 0	0- 0	0- 0	NEUTRAL	0- 0	0- 0	2- 0				
4- 6	0- 1	0- 0	NON-CONFERENCE	0- 1	0- 1	4- 3				
0- 4	0- 0	0- 0	HOME	0- 0	0- 1	0- 3				
2- 2	0- 1	0- 0	AWAY	0- 1	0- 0	2- 0				
2- 0	0- 0	0- 0	NEUTRAL	0- 0	0- 0	2- 0				
1- 8	0- 0	0- 0	CONFERENCE	0- 1	0- 2	1- 5				
1- 3	0- 0	0- 0	HOME	0- 0	0- 1	1- 2				
0- 5	0- 0	0- 0	AWAY	0- 1	0- 1	0- 3				
0- 0	0- 0	0- 0	NEUTRAL	0- 0	0- 0	0- 0				

RPI 1-25				RPI 26-50				RPI 51-100				RPI 101+ Team's RPI: 298			
RPI	S	Opponent	Score	RPI	S	Opponent	Score	RPI	S	Opponent	Score	RPI	S	Opponent	Score
21	A	Maryland	61 92					75	A	Maine	44 84	104	A	Hartford	47 92
								97	A	American	42 64	104	H	Hartford	52 66
												120	H	Towson	62 71
												162	A	Stony Brook	44 57
												179	H	UMES	67 73
												237	A	Albany (NY)	44 64
												243	A	Binghamton	45 67
												247	H	Mt. St. Mary's	52 65
												252	H	Hofstra	42 45
												270	H	Vermont	44 58
												279	N	UTSA	72 58
												296	N	Kennesaw St.	57 53
												302	A	Morgan St.	73 68
												315	A	Coppin St.	57 52
												324	H	UMass Lowell	55 67
												326	H	New Hampshire	64 62
LAST 12 Division I GAMES:															
104	A	Hartford	47 92	324	H	UMass Lowell	55 67								
162	A	Stony Brook	44 57	104	H	Hartford	52 66								
326	H	New Hampshire	64 62	75	A	Maine	44 84								
270	H	Vermont	44 58	179	H	UMES	67 73								
237	A	Albany (NY)	44 64	302	A	Morgan St.	73 68								
243	A	Binghamton	45 67	252	H	Hofstra	42 45								

Non-Div I Games: Notre Dame (MD) 81 43 Eastern 81 42 Gettysburg 65 51

UMBC

Loss, Non-Conf, S Site, H Home A Away N Neutral

UMES				STRENGTH OF SCHEDULE	OPP. STRENGTH OF SCHEDULE	TEAM RPI	ADJ. RPI	CONF. RPI	ADJ CONF. RPI
Average RPI Win:	286	WON-LOST RECORD	WINNING PCT. RANK						
Average RPI Loss:	149		LAST 10 GAMES						
DIV. I ONLY	11- 10	154	1- 0	259	314	179	179	32	32
DIV. I NON-CONF.	2- 9	297	0- 0	205	79	249	249	32	32

TOTALS	RPI 1-25	RPI 26-50	W-L RECORDS	RPI 51-100	RPI 101-150	RPI 150+			
11- 10	0- 2	0- 1	OVERALL	0- 2	0- 0	11- 5			
4- 2	0- 1	0- 0	HOME	0- 0	0- 0	4- 1			
7- 8	0- 1	0- 1	AWAY	0- 2	0- 0	7- 4			
0- 0	0- 0	0- 0	NEUTRAL	0- 0	0- 0	0- 0			
2- 9	0- 2	0- 1	NON-CONFERENCE	0- 2	0- 0	2- 4			
0- 1	0- 1	0- 0	HOME	0- 0	0- 0	0- 0			
2- 8	0- 1	0- 1	AWAY	0- 2	0- 0	2- 4			
0- 0	0- 0	0- 0	NEUTRAL	0- 0	0- 0	0- 0			
9- 1	0- 0	0- 0	CONFERENCE	0- 0	0- 0	9- 1			
4- 1	0- 0	0- 0	HOME	0- 0	0- 0	4- 1			
5- 0	0- 0	0- 0	AWAY	0- 0	0- 0	5- 0			
0- 0	0- 0	0- 0	NEUTRAL	0- 0	0- 0	0- 0			

RPI 1-25				RPI 26-50				RPI 51-100				RPI 101+ Team's RPI: 179			
RPI	S	Opponent	Score	RPI	S	Opponent	Score	RPI	S	Opponent	Score	RPI	S	Opponent	Score
10	A	Syracuse	51 96	26	A	Miami (FL)	53 71	92	A	Georgetown	55 74	202	A	George Mason	49 70
24	H	Buffalo	63 69					96	A	Wake Forest	67 78	204	A	East Carolina	69 84
												218	A	Howard	80 73
												218	H	Howard	80 72
												234	H	N.C. A&T	49 51
												247	A	Mt. St. Mary's	86 73
												260	A	Richmond	55 57
												267	A	Norfolk St.	59 43
												268	A	Bethune-Cookman	64 52
												292	H	South Carolina St.	63 43
												298	A	UMBC	73 67
												302	A	Morgan St.	73 68
												342	A	Longwood	71 83
												343	H	N.C. Central	59 49
												348	H	Savannah St.	78 46
												349	A	Florida A&M	68 36
LAST 12 Division I GAMES:															
348	H	Savannah St.	78 46	234	H	N.C. A&T	49 51								
292	H	South Carolina St.	63 43	343	H	N.C. Central	59 49								
218	A	Howard	80 73	218	H	Howard	80 72								
267	A	Norfolk St.	59 43	302	A	Morgan St.	73 68								
268	A	Bethune-Cookman	64 52	298	A	UMBC	73 67								
349	A	Florida A&M	68 36	202	A	George Mason	49 70								

Non-Div I Games: Regent 72 16 Cheyney 88 39

UMES

Loss, Non-Conf, S Site, H Home A Away N Neutral

U
M
K
C

U
M
K
C

UMKC

Page 309

CHASS LOWELL				THROUGH GAMES OF FEB. 6, 1919						
Average RPI Win:	289	WON-LOST	WINNING	LAST 10	STRENGTH OF	OPP. STRENGTH	TEAM	ADJ.	CONF.	ADJ CONF.
Average RPI Loss:	206	RECORD	PCT. RANK	GAMES	SCHEDULE	OF SCHEDULE	RPI	RPI	RPI	RPI
DIV. I ONLY	5- 17	308	0- 1	310	308	324	324	23	23	
DIV. I NON-CONF.	3- 9	271	0- 0	289	336	306	306	24	24	
TOTALS	RPI 1-25	RPI 26-50	W-L RECORDS	RPI 51-100	RPI 101-150	RPI 150+				
5- 17	0- 0	0- 1	OVERALL	0- 1	0- 3	5- 12				
2- 6	0- 0	0- 0	HOME	0- 0	0- 2	2- 4				
3- 11	0- 0	0- 1	AWAY	0- 1	0- 1	3- 8				
0- 0	0- 0	0- 0	NEUTRAL	0- 0	0- 0	0- 0				
3- 9	0- 0	0- 1	NON-CONFERENCE	0- 0	0- 2	3- 6				
1- 3	0- 0	0- 0	HOME	0- 0	0- 1	1- 2				
2- 6	0- 0	0- 1	AWAY	0- 0	0- 1	2- 4				
0- 0	0- 0	0- 0	NEUTRAL	0- 0	0- 0	0- 0				
2- 8	0- 0	0- 0	CONFERENCE	0- 1	0- 1	2- 6				
1- 3	0- 0	0- 0	HOME	0- 0	0- 1	1- 2				
1- 5	0- 0	0- 0	AWAY	0- 1	0- 0	1- 4				
0- 0	0- 0	0- 0	NEUTRAL	0- 0	0- 0	0- 0				

RPI 1-25				RPI 26-50				RPI 51-100				RPI 101+				Team's RPI: 324	
RPI	S	Opponent	Score	RPI	S	Opponent	Score	RPI	S	Opponent	Score	RPI	S	Opponent	Score		
				46	A	Butler	36 89	75	A	Maine	45 79	102	H	Providence	47 71		
												104	H	Hartford	44 66		
												105	A	Seton Hall	57 90		
												162	A	Stony Brook	56 76		
												206	A	Massachusetts	62 59		
												210	A	Holy Cross	54 63		
												223	A	Dartmouth	54 70		
												226	H	Colgate	52 61		
												237	A	Albany (NY)	56 63		
												243	H	Binghamton	50 70		
												251	A	Cornell	54 63		
												270	A	Vermont	42 52		
												270	H	Vermont	54 51		
												298	A	UMBC	67 55		
												300	H	Bryant	57 58		
												302	A	Morgan St.	49 61		
												321	H	Saint Peter's	59 57		
												326	A	New Hampshire	46 54		
												326	H	New Hampshire	53 56		
												351	A	LIU Brooklyn	69 64		
LAST 12 Division I GAMES:																	
				326	A	New Hampshire	46 54	298	A	UMBC	67 55						
				270	A	Vermont	42 52	326	H	New Hampshire	53 56						
				75	A	Maine	45 79	162	A	Stony Brook	56 76						
				243	H	Binghamton	50 70	270	H	Vermont	54 51						
				104	H	Hartford	44 66	302	A	Morgan St.	49 61						
				237	A	Albany (NY)	56 63	206	A	Massachusetts	62 59						

Non-Div I Games:	Fisher	79	45
------------------	--------	----	----

UMass Lowell

■ Loss, ■ Non-Conf, S Site, H Home A Away N Neutral

UNC Asheville

Through Games Of Feb. 6, 2019

Average RPI Win:	269	WON-LOST	WINNING	LAST 10	STRENGTH OF	OPP. STRENGTH	TEAM	ADJ.	CONF.	ADJ CONF.
Average RPI Loss:	171	RECORD	PCT. RANK	GAMES	SCHEDULE	OF SCHEDULE	RPI	RPI	RPI	RPI
DIV. I ONLY	10- 10	159	0- 1	221	335	196	196	28	28	
DIV. I NON-CONF.	4- 6	212	0- 0	124	309	203	203	29	29	
TOTALS	RPI 1-25	RPI 26-50	W-L RECORDS	RPI 51-100	RPI 101-150	RPI 150+				
10- 10	0- 0	0- 0	OVERALL	0- 2	2- 2	8- 6				
8- 1	0- 0	0- 0	HOME	0- 0	2- 0	6- 1				
2- 9	0- 0	0- 0	AWAY	0- 2	0- 2	2- 5				
0- 0	0- 0	0- 0	NEUTRAL	0- 0	0- 0	0- 0				
4- 6	0- 0	0- 0	NON-CONFERENCE	0- 2	1- 1	3- 3				
4- 0	0- 0	0- 0	HOME	0- 0	1- 0	3- 0				
0- 6	0- 0	0- 0	AWAY	0- 2	0- 1	0- 3				
0- 0	0- 0	0- 0	NEUTRAL	0- 0	0- 0	0- 0				
6- 4	0- 0	0- 0	CONFERENCE	0- 0	1- 1	5- 3				
4- 1	0- 0	0- 0	HOME	0- 0	1- 0	3- 1				
2- 3	0- 0	0- 0	AWAY	0- 0	0- 1	2- 2				
0- 0	0- 0	0- 0	NEUTRAL	0- 0	0- 0	0- 0				

RPI 1-25				RPI 26-50				RPI 51-100				RPI 101+				Team's RPI: 196	
RPI	S	Opponent	Score	RPI	S	Opponent	Score	RPI	S	Opponent	Score	RPI	S	Opponent	Score		
								61	A	Middle Tenn.	46	67	117	A	Radford	46	60
								62	A	Tennessee	46	73	128	H	High Point	67	56
													141	A	Tennessee Tech	53	60
													146	H	Davidson	69	56
													158	A	Mercer	47	61
													164	A	Charlotte	53	70
													189	H	Hampton	58	61
													244	A	Furman	47	58
													248	H	ETSU	56	55
													254	H	Campbell	60	52
													258	A	Gardner-Webb	59	69
													271	H	Winthrop	70	36
													290	H	Wofford	60	46
													316	A	Charleston So.	59	70
													335	A	Presbyterian	52	43
													336	H	Western Caro.	74	49
													337	A	USC Upstate	93	86
													342	H	Longwood	80	55
LAST 12 Division I GAMES:																	
				316	A	Charleston So.	59	70		254	H	Campbell	60	52			
				271	H	Winthrop	70	36		258	A	Gardner-Webb	59	69			
				335	A	Presbyterian	52	43		189	H	Hampton	58	61			
				342	H	Longwood	80	55		117	A	Radford	46	60			
				128	H	High Point	67	56		158	A	Mercer	47	61			
				337	A	USC Upstate	93	86		61	A	Middle Tenn.	46	67			

Non-Div I Games: Warren Wilson 92 31

UNC Asheville

Loss, Non-Conf, S Site, H Home A Away N Neutral

UNC Greensboro

Through Games Of Feb. 6, 2019

Average RPI Win:	263	WON-LOST	WINNING	LAST 10	STRENGTH OF	OPP. STRENGTH	TEAM	ADJ.	CONF.	ADJ CONF.
Average RPI Loss:	190	RECORD	PCT. RANK	GAMES	SCHEDULE	OF SCHEDULE	RPI	RPI	RPI	RPI
DIV. I ONLY	5- 14	293	1- 0	277	254	307	307	26	26	
DIV. I NON-CONF.	2- 9	297	0- 0	204	230	297	297	25	25	
TOTALS	RPI 1-25	RPI 26-50	W-L RECORDS	RPI 51-100	RPI 101-150	RPI 150+				
5- 14	0- 1	0- 0	OVERALL	0- 0	0- 4	5- 9				
4- 2	0- 0	0- 0	HOME	0- 0	0- 0	4- 2				
0- 11	0- 1	0- 0	AWAY	0- 0	0- 3	0- 7				
1- 1	0- 0	0- 0	NEUTRAL	0- 0	0- 1	1- 0				
2- 9	0- 1	0- 0	NON-CONFERENCE	0- 0	0- 3	2- 5				
1- 1	0- 0	0- 0	HOME	0- 0	0- 0	1- 1				
0- 7	0- 1	0- 0	AWAY	0- 0	0- 2	0- 4				
1- 1	0- 0	0- 0	NEUTRAL	0- 0	0- 1	1- 0				
3- 5	0- 0	0- 0	CONFERENCE	0- 0	0- 1	3- 4				
3- 1	0- 0	0- 0	HOME	0- 0	0- 0	3- 1				
0- 4	0- 0	0- 0	AWAY	0- 0	0- 1	0- 3				
0- 0	0- 0	0- 0	NEUTRAL	0- 0	0- 0	0- 0				

RPI 1-25				RPI 26-50				RPI 51-100				RPI 101+ Team's RPI: 307			
RPI	S	Opponent	Score	RPI	S	Opponent	Score	RPI	S	Opponent	Score	RPI	S	Opponent	Score
20	A	North Carolina	62 83									105	N	Seton Hall	64 71
												128	A	High Point	75 82
												129	A	Chattanooga	54 64
												138	A	Appalachian St.	65 68
												153	A	Georgia St.	63 70
												158	H	Mercer	58 71
												183	H	Coastal Caro.	71 78
												184	N	Eastern Mich.	49 44
												242	H	Liberty	48 45
												244	A	Furman	61 64
												248	A	ETSU	76 85
												254	A	Campbell	49 53
												260	A	Richmond	48 59
												261	H	Samford	55 54
												290	A	Wofford	66 93
												290	H	Wofford	77 61
												336	H	Western Caro.	71 59
												343	A	N.C. Central	57 66
LAST 12 Division I GAMES:															
290	H	Wofford	77 61	290	A	Wofford	66 93								
129	A	Chattanooga	54 64	244	A	Furman	61 64								
248	A	ETSU	76 85	260	A	Richmond	48 59								
336	H	Western Caro.	71 59	183	H	Coastal Caro.	71 78								
158	H	Mercer	58 71	105	N	Seton Hall	64 71								
261	H	Samford	55 54	184	N	Eastern Mich.	49 44								

Non-Div I Games: Pfeiffer 92 23 UNC Pembroke 72 32 Lees-McRae 92 36 Young Harris 62 29
 UNC Greensboro

Loss, Non-Conf, S Site, H Home A Away N Neutral

Average RPI Win:	232	WON-LOST	WINNING	LAST 10	STRENGTH OF	OPP. STRENGTH	TEAM	ADJ.	CONF.	ADJ CONF.
Average RPI Loss:	99	RECORD	PCT. RANK	GAMES	SCHEDULE	OF SCHEDULE	RPI	RPI	RPI	RPI
DIV. I ONLY	11- 7	112	1- 0	187	178	119	119	10	10	
DIV. I NON-CONF.	5- 4	139	0- 0	273	257	167	167	11	11	
TOTALS	RPI 1-25	RPI 26-50	W-L RECORDS	RPI 51-100	RPI 101-150	RPI 150+				
11- 7	0- 1	1- 1	OVERALL	1- 1	1- 3	8- 1				
8- 0	0- 0	1- 0	HOME	1- 0	1- 0	5- 0				
3- 7	0- 1	0- 1	AWAY	0- 1	0- 3	3- 1				
0- 0	0- 0	0- 0	NEUTRAL	0- 0	0- 0	0- 0				
5- 4	0- 1	0- 1	NON-CONFERENCE	0- 0	0- 2	5- 0				
3- 0	0- 0	0- 0	HOME	0- 0	0- 0	3- 0				
2- 4	0- 1	0- 1	AWAY	0- 0	0- 2	2- 0				
0- 0	0- 0	0- 0	NEUTRAL	0- 0	0- 0	0- 0				
6- 3	0- 0	1- 0	CONFERENCE	1- 1	1- 1	3- 1				
5- 0	0- 0	1- 0	HOME	1- 0	1- 0	2- 0				
1- 3	0- 0	0- 0	AWAY	0- 1	0- 1	1- 1				
0- 0	0- 0	0- 0	NEUTRAL	0- 0	0- 0	0- 0				

RPI 1-25				RPI 26-50				RPI 51-100				RPI 101+ Team's RPI: 119			
RPI	S	Opponent	Score	RPI	S	Opponent	Score	RPI	S	Opponent	Score	RPI	S	Opponent	Score
20	A	North Carolina	55 82	37	A	Ohio	72 95	83	H	Northeastern	83 70	116	A	VCU	47 58
				41	H	James Madison	66 63	86	A	Drexel	55 67	120	H	Towson	77 73
												123	A	Pittsburgh	56 60
												150	A	William & Mary	64 70
												160	A	Delaware	53 65
												197	A	Elon	75 70
												204	A	East Carolina	71 68
												252	H	Hofstra	89 54
												291	H	Col. of Charleston	71 49
												335	H	Presbyterian	63 48
												340	H	Grand Canyon	77 55
												342	H	Longwood	35 33
												343	A	N.C. Central	89 82
LAST 12 Division I GAMES:															
				83	H	Northeastern	83 70	197	A	Elon	75 70				
				252	H	Hofstra	89 54	150	A	William & Mary	64 70				
				86	A	Drexel	55 67	291	H	Col. of Charleston	71 49				
				160	A	Delaware	53 65	204	A	East Carolina	71 68				
				120	H	Towson	77 73	342	H	Longwood	35 33				
				41	H	James Madison	66 63	123	A	Pittsburgh	56 60				

Non-Div I Games: Fayetteville St. 72 54 Belmont Abbey 74 58

UNCW

Loss, Non-Conf, S Site, H Home A Away N Neutral

UNI				STRENGTH OF SCHEDULE	OPP. STRENGTH OF SCHEDULE	TEAM RPI	ADJ. RPI	CONF. RPI	ADJ CONF. RPI
Average RPI Win:	211	WON-LOST RECORD	WINNING PCT. RANK						
Average RPI Loss:	63		LAST 10 GAMES						
DIV. I ONLY	12- 8	116	0- 1	92	114	93	93	13	13
DIV. I NON-CONF.	6- 5	143	0- 1	84	51	75	75	14	14
TOTALS	RPI 1-25	RPI 26-50	W-L RECORDS	RPI 51-100	RPI 101-150	RPI 150+			
12- 8	0- 3	0- 0	OVERALL	1- 4	1- 0	10- 1			
7- 2	0- 1	0- 0	HOME	1- 1	0- 0	6- 0			
5- 5	0- 2	0- 0	AWAY	0- 2	1- 0	4- 1			
0- 1	0- 0	0- 0	NEUTRAL	0- 1	0- 0	0- 0			
6- 5	0- 2	0- 0	NON-CONFERENCE	1- 3	1- 0	4- 0			
4- 0	0- 0	0- 0	HOME	1- 0	0- 0	3- 0			
2- 4	0- 2	0- 0	AWAY	0- 2	1- 0	1- 0			
0- 1	0- 0	0- 0	NEUTRAL	0- 1	0- 0	0- 0			
6- 3	0- 1	0- 0	CONFERENCE	0- 1	0- 0	6- 1			
3- 2	0- 1	0- 0	HOME	0- 1	0- 0	3- 0			
3- 1	0- 0	0- 0	AWAY	0- 0	0- 0	3- 1			
0- 0	0- 0	0- 0	NEUTRAL	0- 0	0- 0	0- 0			

RPI 1-25				RPI 26-50				RPI 51-100 Team's RPI: 93				RPI 101+			
RPI	S	Opponent	Score	RPI	S	Opponent	Score	RPI	S	Opponent	Score	RPI	S	Opponent	Score
8	A	Marquette	61 102					52	A	Kansas St.	62 72	134	A	IUPUI	53 40
13	A	Iowa	57 83					58	N	Boise St.	60 61	155	H	Southern Ill.	65 53
19	H	Drake	64 88					67	H	Missouri St.	58 63	156	A	Bradley	81 78
								95	A	Northern Ill.	59 70	160	H	Delaware	79 67
								100	H	Creighton	65 55	173	A	Indiana St.	71 51
												188	A	Illinois St.	64 66
												221	H	North Dakota	64 60
												232	H	Loyola Chicago	64 52
												264	A	Long Beach St.	71 64
												294	H	Valparaiso	71 52
												310	H	Omaha	79 50
												338	A	Evansville	74 46
LAST 12 Division I GAMES:															
95	A	Northern Ill.	59 70	19	H	Drake	64 88								
8	A	Marquette	61 102	232	H	Loyola Chicago	64 52								
67	H	Missouri St.	58 63	294	H	Valparaiso	71 52								
155	H	Southern Ill.	65 53	156	A	Bradley	81 78								
173	A	Indiana St.	71 51	188	A	Illinois St.	64 66								
338	A	Evansville	74 46	52	A	Kansas St.	62 72								

Non-Div I Games: Minnesota St. 73 56

UNI

■ Loss,
 ■ Non-Conf, S Site,
 ■ Home
 ■ Away
 N Neutral

Average RPI Win: 222	WON-LOST	WINNING	LAST 10	STRENGTH OF	OPP. STRENGTH	TEAM	ADJ.	CONF.	ADJ CONF.
Average RPI Loss: 128	RECORD	PCT. RANK	GAMES	SCHEDULE	OF SCHEDULE	RPI	RPI	RPI	RPI
DIV. I ONLY	7- 14	258	0- 1	85	171	211	211	15	15
DIV. I NON-CONF.	2- 9	297	0- 1	76	200	271	271	13	13
TOTALS	RPI 1-25	RPI 26-50	W-L RECORDS	RPI 51-100	RPI 101-150	RPI 150+			
7- 14	0- 1	1- 2	OVERALL	0- 5	0- 1	6- 5			
6- 6	0- 1	1- 0	HOME	0- 4	0- 0	5- 1			
1- 8	0- 0	0- 2	AWAY	0- 1	0- 1	1- 4			
0- 0	0- 0	0- 0	NEUTRAL	0- 0	0- 0	0- 0			
2- 9	0- 1	0- 0	NON-CONFERENCE	0- 4	0- 1	2- 3			
2- 5	0- 1	0- 0	HOME	0- 3	0- 0	2- 1			
0- 4	0- 0	0- 0	AWAY	0- 1	0- 1	0- 2			
0- 0	0- 0	0- 0	NEUTRAL	0- 0	0- 0	0- 0			
5- 5	0- 0	1- 2	CONFERENCE	0- 1	0- 0	4- 2			
4- 1	0- 0	1- 0	HOME	0- 1	0- 0	3- 0			
1- 4	0- 0	0- 2	AWAY	0- 0	0- 0	1- 2			
0- 0	0- 0	0- 0	NEUTRAL	0- 0	0- 0	0- 0			

RPI 1-25				RPI 26-50				RPI 51-100				RPI 101+ Team's RPI: 211			
RPI	S	Opponent	Score	RPI	S	Opponent	Score	RPI	S	Opponent	Score	RPI	S	Opponent	Score
12	H	Gonzaga	59 70	49	A	New Mexico	77 80	54	H	Southern California	72 86	148	A	UC Irvine	55 57
				49	H	New Mexico	66 57	58	H	Boise St.	57 64	163	A	Portland St.	49 58
				50	A	Wyoming	62 90	61	H	Middle Tenn.	62 66	201	H	Utah St.	77 56
								73	A	Duke	38 66	208	H	Florida	56 53
								84	H	Wright St.	52 68	216	H	San Diego St.	71 57
												245	A	Nevada	62 70
												246	A	Colorado St.	49 52
												249	H	Air Force	66 56
												259	H	Hawaii	61 66
												292	A	South Carolina St.	49 58
												304	H	UC Santa Barbara	69 51
												327	A	San Jose St.	53 43
LAST 12 Division I GAMES:															
292	A	South Carolina St.	49 58	216	H	San Diego St.	71 57								
208	H	Florida	56 53	49	A	New Mexico	77 80								
61	H	Middle Tenn.	62 66	327	A	San Jose St.	53 43								
58	H	Boise St.	57 64	249	H	Air Force	66 56								
201	H	Utah St.	77 56	49	H	New Mexico	66 57								
245	A	Nevada	62 70	50	A	Wyoming	62 90								

Non-Div I Games:

UNLV

■ Loss,
■ Non-Conf,
■ S Site,
■ H Home
■ A Away
N Neutral

Average RPI Win:	319	WON-LOST	WINNING	LAST 10	STRENGTH OF	OPP. STRENGTH	TEAM	ADJ.	CONF.	ADJ CONF.
Average RPI Loss:	223	RECORD	PCT. RANK	GAMES	SCHEDULE	OF SCHEDULE	RPI	RPI	RPI	RPI
DIV. I ONLY	3- 15	325	0- 1	323	339	337	337	28	28	
DIV. I NON-CONF.	1- 7	319	0- 0	330	331	340	340	29	29	
TOTALS	RPI 1-25	RPI 26-50	W-L RECORDS	RPI 51-100	RPI 101-150	RPI 150+				
3- 15	0- 0	0- 0	OVERALL	0- 1	0- 3	3- 11				
1- 4	0- 0	0- 0	HOME	0- 0	0- 2	1- 2				
2- 11	0- 0	0- 0	AWAY	0- 1	0- 1	2- 9				
0- 0	0- 0	0- 0	NEUTRAL	0- 0	0- 0	0- 0				
1- 7	0- 0	0- 0	NON-CONFERENCE	0- 1	0- 1	1- 5				
0- 0	0- 0	0- 0	HOME	0- 0	0- 0	0- 0				
1- 7	0- 0	0- 0	AWAY	0- 1	0- 1	1- 5				
0- 0	0- 0	0- 0	NEUTRAL	0- 0	0- 0	0- 0				
2- 8	0- 0	0- 0	CONFERENCE	0- 0	0- 2	2- 6				
1- 4	0- 0	0- 0	HOME	0- 0	0- 2	1- 2				
1- 4	0- 0	0- 0	AWAY	0- 0	0- 0	1- 4				
0- 0	0- 0	0- 0	NEUTRAL	0- 0	0- 0	0- 0				

RPI 1-25				RPI 26-50				RPI 51-100				RPI 101+				Team's RPI: 337	
RPI	S	Opponent	Score	RPI	S	Opponent	Score	RPI	S	Opponent	Score	RPI	S	Opponent	Score		
								57	A	Virginia Tech	45	96	102	A	Nebraska	64	87
												117	H	Radford	41	82	
												128	H	High Point	61	87	
												189	A	Hampton	43	67	
												196	H	UNC Asheville	86	93	
												204	A	East Carolina	53	63	
												244	A	Furman	67	78	
												254	A	Campbell	41	61	
												258	A	Gardner-Webb	72	92	
												271	A	Winthrop	76	50	
												292	A	South Carolina St.	66	71	
												310	A	Omaha	69	96	
												316	H	Charleston So.	75	78	
												335	A	Presbyterian	54	70	
												336	A	Western Caro.	64	68	
												342	H	Longwood	72	67	
												343	A	N.C. Central	82	63	
LAST 12 Division I GAMES:																	
				254	A	Campbell	41	61				196	H	UNC Asheville	86	93	
				117	H	Radford	41	82				335	A	Presbyterian	54	70	
				189	A	Hampton	43	67				271	A	Winthrop	76	50	
				342	H	Longwood	72	67				128	H	High Point	61	87	
				258	A	Gardner-Webb	72	92				204	A	East Carolina	53	63	
				316	H	Charleston So.	75	78				336	A	Western Caro.	64	68	

Non-Div I Games: Brevard 71 53 Converse 69 51 UNKNOWN 101 53

USC Upstate

Loss, Non-Conf, S Site, H Home A Away N Neutral

Average RPI Win:	216	WON-LOST	WINNING	LAST 10	STRENGTH OF	OPP. STRENGTH	TEAM	ADJ.	CONF.	ADJ CONF.
Average RPI Loss:	96	RECORD	PCT. RANK	GAMES	SCHEDULE	OF SCHEDULE	RPI	RPI	RPI	RPI
DIV. I ONLY	16- 5	47	1- 0	270	119	114	114	12	12	
DIV. I NON-CONF.	8- 3	72	0- 0	284	149	139	139	15	15	
TOTALS	RPI 1-25	RPI 26-50	W-L RECORDS	RPI 51-100	RPI 101-150	RPI 150+				
16- 5	0- 0	0- 0	OVERALL	0- 3	2- 1	14- 1				
8- 2	0- 0	0- 0	HOME	0- 2	1- 0	7- 0				
8- 3	0- 0	0- 0	AWAY	0- 1	1- 1	7- 1				
0- 0	0- 0	0- 0	NEUTRAL	0- 0	0- 0	0- 0				
8- 3	0- 0	0- 0	NON-CONFERENCE	0- 2	1- 1	7- 0				
3- 2	0- 0	0- 0	HOME	0- 2	0- 0	3- 0				
5- 1	0- 0	0- 0	AWAY	0- 0	1- 1	4- 0				
0- 0	0- 0	0- 0	NEUTRAL	0- 0	0- 0	0- 0				
8- 2	0- 0	0- 0	CONFERENCE	0- 1	1- 0	7- 1				
5- 0	0- 0	0- 0	HOME	0- 0	1- 0	4- 0				
3- 2	0- 0	0- 0	AWAY	0- 1	0- 0	3- 1				
0- 0	0- 0	0- 0	NEUTRAL	0- 0	0- 0	0- 0				

RPI 1-25				RPI 26-50				RPI 51-100				RPI 101+ Team's RPI: 114			
RPI	S	Opponent	Score	RPI	S	Opponent	Score	RPI	S	Opponent	Score	RPI	S	Opponent	Score
								54	H	Southern California	61 73	112	A	Houston	65 61
								74	H	Arkansas	65 66	121	A	Fresno St.	61 70
								80	A	Little Rock	65 68	138	H	Appalachian St.	99 94
												153	A	Georgia St.	48 50
												153	H	Georgia St.	69 45
												178	H	Texas St.	68 53
												180	A	Oral Roberts	80 62
												182	A	Arkansas St.	100 73
												183	H	Coastal Caro.	79 53
												200	H	Grambling	78 54
												207	A	SMU	66 41
												220	A	San Francisco	80 73
												236	A	Louisiana	76 61
												278	A	Ga. Southern	74 53
												278	H	Ga. Southern	81 48
												279	H	UTSA	53 48
												305	H	Jackson St.	99 63
												322	A	Incarnate Word	97 49
LAST 12 Division I GAMES:															
178	H	Texas St.	68 53	183	H	Coastal Caro.	79 53								
236	A	Louisiana	76 61	138	H	Appalachian St.	99 94								
153	H	Georgia St.	69 45	278	A	Ga. Southern	74 53								
278	H	Ga. Southern	81 48	153	A	Georgia St.	48 50								
80	A	Little Rock	65 68	207	A	SMU	66 41								
182	A	Arkansas St.	100 73	54	H	Southern California	61 73								

Non-Div I Games:

UT Arlington

Average RPI Win:	252	WON-LOST	WINNING	LAST 10	STRENGTH OF	OPP. STRENGTH	TEAM	ADJ.	CONF.	ADJ CONF.
Average RPI Loss:	114	RECORD	PCT. RANK	GAMES	SCHEDULE	OF SCHEDULE	RPI	RPI	RPI	RPI
DIV. I ONLY	13- 6	79	0- 1	301	169	131	131	22	22	
DIV. I NON-CONF.	6- 3	91	0- 0	248	76	100	100	21	21	
TOTALS	RPI 1-25	RPI 26-50	W-L RECORDS	RPI 51-100	RPI 101-150	RPI 150+				
13- 6	0- 1	0- 0	OVERALL	0- 2	1- 2	12- 1				
8- 0	0- 0	0- 0	HOME	0- 0	0- 0	8- 0				
5- 6	0- 1	0- 0	AWAY	0- 2	1- 2	4- 1				
0- 0	0- 0	0- 0	NEUTRAL	0- 0	0- 0	0- 0				
6- 3	0- 1	0- 0	NON-CONFERENCE	0- 1	1- 1	5- 0				
4- 0	0- 0	0- 0	HOME	0- 0	0- 0	4- 0				
2- 3	0- 1	0- 0	AWAY	0- 1	1- 1	1- 0				
0- 0	0- 0	0- 0	NEUTRAL	0- 0	0- 0	0- 0				
7- 3	0- 0	0- 0	CONFERENCE	0- 1	0- 1	7- 1				
4- 0	0- 0	0- 0	HOME	0- 0	0- 0	4- 0				
3- 3	0- 0	0- 0	AWAY	0- 1	0- 1	3- 1				
0- 0	0- 0	0- 0	NEUTRAL	0- 0	0- 0	0- 0				

RPI 1-25				RPI 26-50				RPI 51-100				RPI 101+ Team's RPI: 131			
RPI	S	Opponent	Score	RPI	S	Opponent	Score	RPI	S	Opponent	Score	RPI	S	Opponent	Score
3	A	Louisville	62 102					64	A	Belmont	86 100	118	A	Morehead St.	75 85
								88	A	Northwestern	64 90	129	A	Chattanooga	81 79
												134	A	IUPUI	72 73
												155	H	Southern Ill.	95 94
												182	H	Arkansas St.	97 91
												217	A	Southeast Mo. St.	80 73
												235	H	SIUE	68 55
												261	H	Samford	89 68
												276	A	Eastern Ill.	71 77
												276	H	Eastern Ill.	90 66
												283	H	Austin Peay	74 65
												288	H	Murray St.	75 67
												293	A	Tennessee St.	73 61
												301	H	Mississippi Val.	110 51
												325	A	Eastern Ky.	87 61
												329	A	Lipscomb	62 53
LAST 12 Division I GAMES:															
64	A	Belmont	86 100	283	H	Austin Peay	74 65								
293	A	Tennessee St.	73 61	288	H	Murray St.	75 67								
235	H	SIUE	68 55	217	A	Southeast Mo. St.	80 73								
276	H	Eastern Ill.	90 66	276	A	Eastern Ill.	71 77								
118	A	Morehead St.	75 85	301	H	Mississippi Val.	110 51								
325	A	Eastern Ky.	87 61	329	A	Lipscomb	62 53								

Non-Div I Games: Ala.-Huntsville 100 69 Christian Bros. 108 82

UT Martin

Loss, Non-Conf, S Site, H Home A Away N Neutral

Average RPI Win: 284	WON-LOST	WINNING	LAST 10	STRENGTH OF	OPP. STRENGTH	TEAM	ADJ.	CONF.	ADJ CONF.
Average RPI Loss: 144	RECORD	PCT. RANK	GAMES	SCHEDULE	OF SCHEDULE	RPI	RPI	RPI	RPI
DIV. I ONLY	4- 18	320	0- 1	96	266	280	280	14	14
DIV. I NON-CONF.	3- 10	278	0- 0	184	325	303	303	19	19
TOTALS	RPI 1-25	RPI 26-50	W-L RECORDS	RPI 51-100	RPI 101-150	RPI 150+			
4- 18	0- 0	0- 2	OVERALL	0- 3	0- 3	4- 10			
2- 9	0- 0	0- 0	HOME	0- 1	0- 2	2- 6			
1- 8	0- 0	0- 2	AWAY	0- 2	0- 0	1- 4			
1- 1	0- 0	0- 0	NEUTRAL	0- 0	0- 1	1- 0			
3- 10	0- 0	0- 1	NON-CONFERENCE	0- 1	0- 1	3- 7			
2- 5	0- 0	0- 0	HOME	0- 0	0- 0	2- 5			
0- 4	0- 0	0- 1	AWAY	0- 1	0- 0	0- 2			
1- 1	0- 0	0- 0	NEUTRAL	0- 0	0- 1	1- 0			
1- 8	0- 0	0- 1	CONFERENCE	0- 2	0- 2	1- 3			
0- 4	0- 0	0- 0	HOME	0- 1	0- 2	0- 1			
1- 4	0- 0	0- 1	AWAY	0- 1	0- 0	1- 2			
0- 0	0- 0	0- 0	NEUTRAL	0- 0	0- 0	0- 0			

RPI 1-25				RPI 26-50				RPI 51-100				RPI 101+				Team's RPI: 280	
RPI	S	Opponent	Score	RPI	S	Opponent	Score	RPI	S	Opponent	Score	RPI	S	Opponent	Score		
				35	A	Rice	42 76	61	H	Middle Tenn.	49 79	121	H	Western Ky.	61 64		
				49	A	New Mexico	51 69	66	A	Old Dominion	59 78	142	N	Akron	57 64		
								69	A	Arizona	40 62	143	H	UAB	48 74		
												159	A	Tulsa	45 66		
												161	H	Abilene Christian	69 70		
												163	H	Portland St.	61 89		
												164	A	Charlotte	39 62		
												167	H	New Mexico St.	65 69		
												177	A	North Texas	51 70		
												182	H	Arkansas St.	66 67		
												187	H	Nicholls St.	56 58		
												231	H	Marshall	60 63		
												233	N	Western Ill.	84 72		
												275	H	CSU Bakersfield	53 47		
												279	A	UTSA	73 60		
												308	A	Weber St.	63 68		
												350	H	Alcorn	77 51		
LAST 12 Division I GAMES:																	
				121	H	Western Ky.	61 64	35	A	Rice	42 76						
				231	H	Marshall	60 63	177	A	North Texas	51 70						
				164	A	Charlotte	39 62	279	A	UTSA	73 60						
				66	A	Old Dominion	59 78	159	A	Tulsa	45 66						
				61	H	Middle Tenn.	49 79	142	N	Akron	57 64						
				143	H	UAB	48 74	233	N	Western Ill.	84 72						

Non-Div I Games:

UTEP

■ Loss,
 ■ Non-Conf, S Site,
 ■ Home
 ■ Away
 N Neutral

Average RPI Win: 278	WON-LOST	WINNING	LAST 10	STRENGTH OF	OPP. STRENGTH	TEAM	ADJ.	CONF.	ADJ CONF.
Average RPI Loss: 175	RECORD	PCT. RANK	GAMES	SCHEDULE	OF SCHEDULE	RPI	RPI	RPI	RPI
DIV. I ONLY	9- 10	186	1- 0	266	283	213	213	30	30
DIV. I NON-CONF.	4- 7	228	0- 0	145	175	208	208	30	30
TOTALS	RPI 1-25	RPI 26-50	W-L RECORDS	RPI 51-100	RPI 101-150	RPI 150+			
9- 10	0- 2	0- 1	OVERALL	0- 0	0- 0	9- 7			
4- 4	0- 0	0- 1	HOME	0- 0	0- 0	4- 3			
5- 6	0- 2	0- 0	AWAY	0- 0	0- 0	5- 4			
0- 0	0- 0	0- 0	NEUTRAL	0- 0	0- 0	0- 0			
4- 7	0- 2	0- 1	NON-CONFERENCE	0- 0	0- 0	4- 4			
2- 3	0- 0	0- 1	HOME	0- 0	0- 0	2- 2			
2- 4	0- 2	0- 0	AWAY	0- 0	0- 0	2- 2			
0- 0	0- 0	0- 0	NEUTRAL	0- 0	0- 0	0- 0			
5- 3	0- 0	0- 0	CONFERENCE	0- 0	0- 0	5- 3			
2- 1	0- 0	0- 0	HOME	0- 0	0- 0	2- 1			
3- 2	0- 0	0- 0	AWAY	0- 0	0- 0	3- 2			
0- 0	0- 0	0- 0	NEUTRAL	0- 0	0- 0	0- 0			
























































RPI 1-25				RPI 26-50				RPI 51-100				RPI 101+ Team's RPI: 213			
RPI	S	Opponent	Score	RPI	S	Opponent	Score	RPI	S	Opponent	Score	RPI	S	Opponent	Score
2	A	Baylor	37 98	31	H	Texas	66 81					167	A	New Mexico St.	63 71
18	A	Texas A&M	61 84									192	H	Prairie View	57 50
												206	A	Massachusetts	70 74
												219	A	UMKC	75 56
												236	H	Louisiana	75 60
												239	H	Texas Southern	55 69
												263	A	A&M-Corpus Christi	70 57
												263	H	A&M-Corpus Christi	49 59
												272	H	Utah Valley	55 57
												275	A	CSU Bakersfield	63 68
												277	A	Canisius	57 53
												279	A	UTSA	58 61
												285	H	California Baptist	60 56
												340	A	Grand Canyon	66 50
												341	H	Seattle U	69 56
												346	A	Chicago St.	71 55
LAST 12 Division I GAMES:															
219	A	UMKC	75 56	275	A	CSU Bakersfield	63 68								
346	A	Chicago St.	71 55	285	H	California Baptist	60 56								
167	A	New Mexico St.	63 71	2	A	Baylor	37 98								
341	H	Seattle U	69 56	18	A	Texas A&M	61 84								
272	H	Utah Valley	55 57	31	H	Texas	66 81								
340	A	Grand Canyon	66 50	239	H	Texas Southern	55 69								

Non-Div I Games: Texas Lutheran 82 38 UNKNOWN 74 43

UTRGV





Loss, Non-Conf, S Site, H Home A Away N Neutral

Average RPI Win:	238	WON-LOST	WINNING	LAST 10	STRENGTH OF	OPP. STRENGTH	TEAM	ADJ.	CONF.	ADJ CONF.
Average RPI Loss:	144	RECORD	PCT. RANK	GAMES	SCHEDULE	OF SCHEDULE	RPI	RPI	RPI	RPI
DIV. I ONLY	4- 15	314	0- 1	110	214	279	279	14	14	
DIV. I NON-CONF.	3- 7	256	0- 0	228	246	302	302	19	19	
TOTALS	RPI 1-25	RPI 26-50	W-L RECORDS	RPI 51-100	RPI 101-150	RPI 150+				
4- 15	0- 0	0- 2	OVERALL	0- 2	0- 5	4- 6				
3- 8	0- 0	0- 0	HOME	0- 1	0- 3	3- 4				
1- 6	0- 0	0- 2	AWAY	0- 1	0- 2	1- 1				
0- 1	0- 0	0- 0	NEUTRAL	0- 0	0- 0	0- 1				
3- 7	0- 0	0- 1	NON-CONFERENCE	0- 0	0- 3	3- 3				
3- 3	0- 0	0- 0	HOME	0- 0	0- 1	3- 2				
0- 3	0- 0	0- 1	AWAY	0- 0	0- 2	0- 0				
0- 1	0- 0	0- 0	NEUTRAL	0- 0	0- 0	0- 1				
1- 8	0- 0	0- 1	CONFERENCE	0- 2	0- 2	1- 3				
0- 5	0- 0	0- 0	HOME	0- 1	0- 2	0- 2				
1- 3	0- 0	0- 1	AWAY	0- 1	0- 0	1- 1				
0- 0	0- 0	0- 0	NEUTRAL	0- 0	0- 0	0- 0				

RPI 1-25	RPI 26-50	RPI 51-100	RPI 101+	Team's RPI: 279
RPI S Opponent Score	RPI S Opponent Score	RPI S Opponent Score	RPI S Opponent Score	
	31  Texas 54  98	61  Middle Tenn. 52  72	105  Seton Hall 53  84	
	35  Rice 54  85	66  Old Dominion 47  72	114  UT Arlington 48  53	
			121  Western Ky. 62  81	
			134  IUPUI 50  58	
			143  UAB 42  59	
			164  Charlotte 54  66	
			177  North Texas 57 54	
			178  Texas St. 60  68	
			201  Utah St. 56  62	
			213  UTRGV 61 58	
			231  Marshall 72  79	
			255  San Diego 87 77	
			280  UTEP 60  73	
			298 N UMBC 58  72	
			308  Weber St. 66 59	
LAST 12 Division I GAMES:				
231  Marshall 72  79	177  North Texas 57 54			
121  Western Ky. 62  81	35  Rice 54  85			
66  Old Dominion 47  72	280  UTEP 60  73			
164  Charlotte 54  66	114  UT Arlington 48  53			
143  UAB 42  59	255  San Diego 87 77			
61  Middle Tenn. 52  72	201  Utah St. 56  62			

Non-Div I Games: Concordia (TX) 78 51 Tex. A&M-Kingsville 86 55

UTSA

 Loss,  Non-Conf, S Site,  Home  Away N Neutral

Average RPI Win:	163	WON-LOST	WINNING	LAST 10	STRENGTH OF	OPP. STRENGTH	TEAM	ADJ.	CONF.	ADJ CONF.
Average RPI Loss:	17	RECORD	PCT. RANK	GAMES	SCHEDULE	OF SCHEDULE	RPI	RPI	RPI	RPI
DIV. I ONLY	18- 3	16	1- 0	136	26	29	29	2	2	
DIV. I NON-CONF.	11- 0	1	1- 0	316	126	65	65	2	2	
TOTALS	RPI 1-25	RPI 26-50	W-L RECORDS	RPI 51-100	RPI 101-150	RPI 150+				
18- 3	1- 2	2- 1	OVERALL	2- 0	5- 0	8- 0				
11- 1	1- 1	2- 0	HOME	2- 0	2- 0	4- 0				
5- 2	0- 1	0- 1	AWAY	0- 0	3- 0	2- 0				
2- 0	0- 0	0- 0	NEUTRAL	0- 0	0- 0	2- 0				
11- 0	0- 0	1- 0	NON-CONFERENCE	1- 0	1- 0	8- 0				
7- 0	0- 0	1- 0	HOME	1- 0	1- 0	4- 0				
2- 0	0- 0	0- 0	AWAY	0- 0	0- 0	2- 0				
2- 0	0- 0	0- 0	NEUTRAL	0- 0	0- 0	2- 0				
7- 3	1- 2	1- 1	CONFERENCE	1- 0	4- 0	0- 0				
4- 1	1- 1	1- 0	HOME	1- 0	1- 0	0- 0				
3- 2	0- 1	0- 1	AWAY	0- 0	3- 0	0- 0				
0- 0	0- 0	0- 0	NEUTRAL	0- 0	0- 0	0- 0				

RPI 1-25				RPI 26-50				Team's RPI: 29	RPI 51-100				RPI 101+			
RPI	S	Opponent	Score	RPI	S	Opponent	Score		RPI	S	Opponent	Score	RPI	S	Opponent	Score
4	H	Stanford	75 68	27	H	California	87 74		69	H	Arizona	80 64	113	H	Alabama	72 62
5	A	Oregon	65 87	30	A	Oregon St.	63 71		77	H	Idaho St.	74 60	125	A	Washington St.	72 68
17	H	Arizona St.	63 65	33	H	BYU	78 67						130	A	Colorado	76 61
													130	H	Colorado	78 59
													133	A	Washington	58 43
													191	A	Eastern Wash.	95 51
													208	N	Florida	74 58
													245	A	Nevada	74 52
													259	N	Hawaii	73 48
													264	H	Long Beach St.	82 59
													272	H	Utah Valley	85 47
													308	H	Weber St.	77 56
													341	H	Seattle U	89 62
LAST 12 Division I GAMES:																
259	N	Hawaii	73 48	133	A	Washington	58 43									
30	A	Oregon St.	63 71	125	A	Washington St.	72 68									
5	A	Oregon	65 87	69	H	Arizona	80 64									
4	H	Stanford	75 68	17	H	Arizona St.	63 65									
27	H	California	87 74	130	A	Colorado	76 61									
130	H	Colorado	78 59	208	N	Florida	74 58									

Non-Div I Games:

Utah

Average RPI Win:	219	WON-LOST	WINNING	LAST 10	STRENGTH OF	OPP. STRENGTH	TEAM	ADJ.	CONF.	ADJ CONF.
Average RPI Loss:	135	RECORD	PCT. RANK	GAMES	SCHEDULE	OF SCHEDULE	RPI	RPI	RPI	RPI
DIV. I ONLY	9- 11	204	0- 1	241	83	201	201	15	15	
DIV. I NON-CONF.	4- 6	212	0- 0	190	22	199	199	13	13	
TOTALS	RPI 1-25	RPI 26-50	W-L RECORDS	RPI 51-100	RPI 101-150	RPI 150+				
9- 11	0- 1	1- 2	OVERALL	0- 1	1- 3	7- 4				
4- 5	0- 1	1- 2	HOME	0- 0	0- 1	3- 1				
5- 4	0- 0	0- 0	AWAY	0- 0	1- 1	4- 3				
0- 2	0- 0	0- 0	NEUTRAL	0- 1	0- 1	0- 0				
4- 6	0- 1	0- 1	NON-CONFERENCE	0- 1	1- 1	3- 2				
1- 3	0- 1	0- 1	HOME	0- 0	0- 0	1- 1				
3- 1	0- 0	0- 0	AWAY	0- 0	1- 0	2- 1				
0- 2	0- 0	0- 0	NEUTRAL	0- 1	0- 1	0- 0				
5- 5	0- 0	1- 1	CONFERENCE	0- 0	0- 2	4- 2				
3- 2	0- 0	1- 1	HOME	0- 0	0- 1	2- 0				
2- 3	0- 0	0- 0	AWAY	0- 0	0- 1	2- 2				
0- 0	0- 0	0- 0	NEUTRAL	0- 0	0- 0	0- 0				

RPI 1-25				RPI 26-50				RPI 51-100				RPI 101+ Team's RPI: 201			
RPI	S	Opponent	Score	RPI	S	Opponent	Score	RPI	S	Opponent	Score	RPI	S	Opponent	Score
5	H	Oregon	58 88	33	H	BYU	57 62	54	N	Southern California	46 55	121	A	Fresno St.	59 70
				49	H	New Mexico	64 68					121	H	Fresno St.	53 64
				50	H	Wyoming	50 42					125	A	Washington St.	72 61
												130	N	Colorado	68 78
												166	A	Portland	54 61
												177	A	North Texas	57 41
												211	A	UNLV	56 77
												245	H	Nevada	79 76
												246	A	Colorado St.	72 53
												249	A	Air Force	48 44
												264	H	Long Beach St.	48 50
												272	H	Utah Valley	67 62
												279	A	UTSA	62 56
												327	A	San Jose St.	59 68
												327	H	San Jose St.	82 49
LAST 12 Division I GAMES:															
				121	H	Fresno St.	53 64	50	H	Wyoming	50 42				
				211	A	UNLV	56 77	121	A	Fresno St.	59 70				
				327	A	San Jose St.	59 68	249	A	Air Force	48 44				
				49	H	New Mexico	64 68	245	H	Nevada	79 76				
				246	A	Colorado St.	72 53	264	H	Long Beach St.	48 50				
				327	H	San Jose St.	82 49	272	H	Utah Valley	67 62				

Non-Div I Games: Northern N.M. 106 35

Utah St.

■ Loss,
■ Non-Conf, S Site,
■ Home
■ Away
N Neutral

Team Valley				Through Games Of Feb. 6, 1919						
Average RPI Win:	287	WON-LOST	WINNING	LAST 10	STRENGTH OF	OPP. STRENGTH	TEAM	ADJ.	CONF.	ADJ CONF.
Average RPI Loss:	169	RECORD	PCT. RANK	GAMES	SCHEDULE	OF SCHEDULE	RPI	RPI	RPI	RPI
DIV. I ONLY	8- 10	213	0- 1	308	296	272	272	30	30	
DIV. I NON-CONF.	3- 7	256	0- 0	224	211	290	290	30	30	
TOTALS	RPI 1-25	RPI 26-50	W-L RECORDS	RPI 51-100	RPI 101-150	RPI 150+				
8- 10	0- 0	0- 2	OVERALL	0- 1	0- 0	8- 7				
6- 3	0- 0	0- 1	HOME	0- 0	0- 0	6- 2				
2- 7	0- 0	0- 1	AWAY	0- 1	0- 0	2- 5				
0- 0	0- 0	0- 0	NEUTRAL	0- 0	0- 0	0- 0				
3- 7	0- 0	0- 2	NON-CONFERENCE	0- 1	0- 0	3- 4				
3- 2	0- 0	0- 1	HOME	0- 0	0- 0	3- 1				
0- 5	0- 0	0- 1	AWAY	0- 1	0- 0	0- 3				
0- 0	0- 0	0- 0	NEUTRAL	0- 0	0- 0	0- 0				
5- 3	0- 0	0- 0	CONFERENCE	0- 0	0- 0	5- 3				
3- 1	0- 0	0- 0	HOME	0- 0	0- 0	3- 1				
2- 2	0- 0	0- 0	AWAY	0- 0	0- 0	2- 2				
0- 0	0- 0	0- 0	NEUTRAL	0- 0	0- 0	0- 0				

RPI 1-25				RPI 26-50				RPI 51-100				RPI 101+				Team's RPI: 272	
RPI	S	Opponent	Score	RPI	S	Opponent	Score	RPI	S	Opponent	Score	RPI	S	Opponent	Score		
				29	A	Utah	47 85	77	A	Idaho St.	68 80	166	H	Portland	60 65		
				33	H	BYU	51 77					167	A	New Mexico St.	52 58		
												171	H	UC Riverside	56 53		
												201	A	Utah St.	62 67		
												213	A	UTRGV	57 55		
												219	H	UMKC	64 68		
												253	A	Cal St. Fullerton	55 56		
												257	A	Southern Utah	59 60		
												275	H	CSU Bakersfield	78 70		
												285	A	California Baptist	54 83		
												304	H	UC Santa Barbara	63 54		
												308	H	Weber St.	65 59		
												340	H	Grand Canyon	57 46		
												341	A	Seattle U	58 55		
												346	H	Chicago St.	76 61		
LAST 12 Division I GAMES:																	
				285	A	California Baptist	54 83	275	H	CSU Bakersfield	78 70						
				346	H	Chicago St.	76 61	340	H	Grand Canyon	57 46						
				219	H	UMKC	64 68	253	A	Cal St. Fullerton	55 56						
				167	A	New Mexico St.	52 58	171	H	UC Riverside	56 53						
				213	A	UTRGV	57 55	308	H	Weber St.	65 59						
				341	A	Seattle U	58 55	201	A	Utah St.	62 67						

Non-Div I Games:	Ottawa (AZ)	90	61	La Verne	86	79	Arizona Christian	76	68
------------------	-------------	----	----	----------	----	----	-------------------	----	----

Utah Valley

Loss, Non-Conf, S Site, H Home A Away N Neutral

Average RPI Win:	219	WON-LOST	WINNING	LAST 10	STRENGTH OF	OPP. STRENGTH	TEAM	ADJ.	CONF.	ADJ CONF.
Average RPI Loss:	103	RECORD	PCT. RANK	GAMES	SCHEDULE	OF SCHEDULE	RPI	RPI	RPI	RPI
DIV. I ONLY	17- 6	58	1- 0	272	121	116	116	17	17	
DIV. I NON-CONF.	8- 5	120	0- 0	195	119	118	118	16	16	
TOTALS	RPI 1-25	RPI 26-50	W-L RECORDS	RPI 51-100	RPI 101-150	RPI 150+				
17- 6	0- 1	0- 0	OVERALL	2- 2	3- 2	12- 1				
9- 1	0- 0	0- 0	HOME	1- 0	1- 1	7- 0				
7- 4	0- 1	0- 0	AWAY	1- 2	2- 0	4- 1				
1- 1	0- 0	0- 0	NEUTRAL	0- 0	0- 1	1- 0				
8- 5	0- 1	0- 0	NON-CONFERENCE	2- 2	2- 2	4- 0				
4- 1	0- 0	0- 0	HOME	1- 0	1- 1	2- 0				
3- 3	0- 1	0- 0	AWAY	1- 2	1- 0	1- 0				
1- 1	0- 0	0- 0	NEUTRAL	0- 0	0- 1	1- 0				
9- 1	0- 0	0- 0	CONFERENCE	0- 0	1- 0	8- 1				
5- 0	0- 0	0- 0	HOME	0- 0	0- 0	5- 0				
4- 1	0- 0	0- 0	AWAY	0- 0	1- 0	3- 1				
0- 0	0- 0	0- 0	NEUTRAL	0- 0	0- 0	0- 0				

RPI 1-25				RPI 26-50				RPI 51-100				RPI 101+ Team's RPI: 116			
RPI	S	Opponent	Score	RPI	S	Opponent	Score	RPI	S	Opponent	Score	RPI	S	Opponent	Score
20	A	North Carolina	47 59					66	A	Old Dominion	57 60	117	H	Radford	49 54
								87	A	Cincinnati	54 66	119	H	UNCW	58 47
								92	A	Georgetown	47 45	134	N	IUPUI	61 63
								96	H	Wake Forest	53 40	137	A	Fordham	47 44
												150	A	William & Mary	72 55
												194	A	George Washington	48 57
												195	H	Saint Louis	57 47
												203	A	St. Bonaventure	59 50
												206	H	Massachusetts	52 48
												215	H	Rhode Island	74 39
												234	A	N.C. A&T	54 48
												260	A	Richmond	68 43
												265	A	Saint Joseph's	65 47
												265	H	Saint Joseph's	59 40
												282	H	La Salle	68 38
												308	N	Weber St.	64 36
												342	H	Longwood	84 55
												347	H	Delaware St.	97 55
LAST 12 Division I GAMES:															
203	A	St. Bonaventure	59 50	137	A	Fordham	47 44								
265	A	Saint Joseph's	65 47	260	A	Richmond	68 43								
206	H	Massachusetts	52 48	282	H	La Salle	68 38								
195	H	Saint Louis	57 47	265	H	Saint Joseph's	59 40								
194	A	George Washington	48 57	347	H	Delaware St.	97 55								
215	H	Rhode Island	74 39	234	A	N.C. A&T	54 48								

Non-Div I Games:

VCU

 Loss,
 Non-Conf, S Site,
 Home
 Away
N Neutral

Average RPI Win:	284	WON-LOST	WINNING	LAST 10	STRENGTH OF	OPP. STRENGTH	TEAM	ADJ.	CONF.	ADJ CONF.
Average RPI Loss:	164	RECORD	PCT. RANK	GAMES	SCHEDULE	OF SCHEDULE	RPI	RPI	RPI	RPI
DIV. I ONLY	6- 15	284	0- 1	267	228	294	294	13	13	
DIV. I NON-CONF.	4- 8	241	0- 0	327	303	319	319	14	14	
TOTALS	RPI 1-25	RPI 26-50	W-L RECORDS	RPI 51-100	RPI 101-150	RPI 150+				
6- 15	0- 1	0- 0	OVERALL	0- 4	0- 1	6- 9				
3- 7	0- 0	0- 0	HOME	0- 2	0- 0	3- 5				
2- 8	0- 1	0- 0	AWAY	0- 2	0- 1	2- 4				
1- 0	0- 0	0- 0	NEUTRAL	0- 0	0- 0	1- 0				
4- 8	0- 0	0- 0	NON-CONFERENCE	0- 2	0- 1	4- 5				
1- 5	0- 0	0- 0	HOME	0- 2	0- 0	1- 3				
2- 3	0- 0	0- 0	AWAY	0- 0	0- 1	2- 2				
1- 0	0- 0	0- 0	NEUTRAL	0- 0	0- 0	1- 0				
2- 7	0- 1	0- 0	CONFERENCE	0- 2	0- 0	2- 4				
2- 2	0- 0	0- 0	HOME	0- 0	0- 0	2- 2				
0- 5	0- 1	0- 0	AWAY	0- 2	0- 0	0- 2				
0- 0	0- 0	0- 0	NEUTRAL	0- 0	0- 0	0- 0				

RPI 1-25				RPI 26-50				RPI 51-100				RPI 101+ Team's RPI: 294			
RPI	S	Opponent	Score	RPI	S	Opponent	Score	RPI	S	Opponent	Score	RPI	S	Opponent	Score
19	A	Drake	53 84					55	H	Miami (OH)	47 68	118	A	Morehead St.	62 68
								67	A	Missouri St.	63 108	155	A	Southern Ill.	65 87
								85	H	Toledo	59 65	156	H	Bradley	76 73
								93	A	UNI	52 71	173	H	Indiana St.	82 86
												186	A	Illinois	54 73
												188	H	Illinois St.	67 70
												221	H	North Dakota	56 62
												228	H	Bowling Green	72 79
												232	A	Loyola Chicago	54 80
												256	N	St. Francis Brooklyn	78 76
												276	H	Eastern Ill.	62 60
												309	H	North Dakota St.	48 51
												331	A	UIC	65 75
												333	A	Purdue Fort Wayne	68 64
												338	H	Evansville	93 49
												346	A	Chicago St.	76 70
LAST 12 Division I GAMES:															
188	H	Illinois St.	67 70	19	A	Drake	53 84	55	H	Miami (OH)	47 68	118	A	Morehead St.	62 68
156	H	Bradley	76 73	93	A	UNI	52 71	67	A	Missouri St.	63 108	155	A	Southern Ill.	65 87
67	A	Missouri St.	63 108	232	A	Loyola Chicago	54 80	85	H	Toledo	59 65	156	H	Bradley	76 73
155	A	Southern Ill.	65 87	228	H	Bowling Green	72 79	93	A	UNI	52 71	173	H	Indiana St.	82 86
338	H	Evansville	93 49	333	A	Purdue Fort Wayne	68 64					186	A	Illinois	54 73
173	H	Indiana St.	82 86	309	H	North Dakota St.	48 51					188	H	Illinois St.	67 70

Non-Div I Games:

Valparaiso

■ Loss,
 ■ Non-Conf,
 ■ S Site,
 ■ H Home
 ■ A Away
 N Neutral

Vanderbilt

Through Games Of Feb. 6, 2019

Average RPI Win:	258	WON-LOST	WINNING	LAST 10	STRENGTH OF	OPP. STRENGTH	TEAM	ADJ.	CONF.	ADJ CONF.
Average RPI Loss:	50	RECORD	PCT. RANK	GAMES	SCHEDULE	OF SCHEDULE	RPI	RPI	RPI	RPI
DIV. I ONLY	6- 16	291	0- 1	24	58	172	172	5	5	
DIV. I NON-CONF.	5- 8	224	0- 0	78	73	180	180	5	5	
TOTALS	RPI 1-25	RPI 26-50	W-L RECORDS	RPI 51-100	RPI 101-150	RPI 150+				
6- 16	0- 6	0- 2	OVERALL	0- 6	0- 2	6- 0				
5- 6	0- 2	0- 0	HOME	0- 2	0- 2	5- 0				
1- 7	0- 3	0- 1	AWAY	0- 3	0- 0	1- 0				
0- 3	0- 1	0- 1	NEUTRAL	0- 1	0- 0	0- 0				
5- 8	0- 3	0- 1	NON-CONFERENCE	0- 3	0- 1	5- 0				
4- 2	0- 1	0- 0	HOME	0- 0	0- 1	4- 0				
1- 3	0- 1	0- 0	AWAY	0- 2	0- 0	1- 0				
0- 3	0- 1	0- 1	NEUTRAL	0- 1	0- 0	0- 0				
1- 8	0- 3	0- 1	CONFERENCE	0- 3	0- 1	1- 0				
1- 4	0- 1	0- 0	HOME	0- 2	0- 1	1- 0				
0- 4	0- 2	0- 1	AWAY	0- 1	0- 0	0- 0				
0- 0	0- 0	0- 0	NEUTRAL	0- 0	0- 0	0- 0				

RPI S	Opponent	Score	RPI S	Opponent	Score	RPI S	Opponent	Score	RPI S	Opponent	Score	Team's RPI: 172
6 N	UConn	42 80	26 N	Miami (FL)	65 90	52 A	Kansas St.	61 72	107 H	Georgia	64 71	
9 A	NC State	54 74	32 A	Kentucky	55 77	53 H	Auburn	70 72	147 H	North Ala.	71 74	
15 A	South Carolina	69 80				61 A	Middle Tenn.	58 65	176 A	Ball St.	60 43	
18 A	Texas A&M	53 69				62 H	Tennessee	65 82	198 H	Ole Miss	80 68	
18 H	Texas A&M	43 50				74 A	Arkansas	62 83	261 H	Samford	77 52	
25 H	Central Mich.	57 66				100 N	Creighton	55 75	283 H	Austin Peay	99 70	
									293 H	Tennessee St.	89 63	
									335 H	Presbyterian	78 43	
LAST 12 Division I GAMES:												
62 H	Tennessee	65 82	18 H	Texas A&M	43 50							
18 A	Texas A&M	53 69	107 H	Georgia	64 71							
15 A	South Carolina	69 80	32 A	Kentucky	55 77							
198 H	Ole Miss	80 68	261 H	Samford	77 52							
53 H	Auburn	70 72	100 N	Creighton	55 75							
74 A	Arkansas	62 83	26 N	Miami (FL)	65 90							

Non-Div I Games:

Vanderbilt

Loss, Non-Conf, S Site, H Home A Away N Neutral

Average RPI Win:	282	WON-LOST	WINNING	LAST 10	STRENGTH OF	OPP. STRENGTH	TEAM	ADJ.	CONF.	ADJ CONF.
Average RPI Loss:	161	RECORD	PCT. RANK	GAMES	SCHEDULE	OF SCHEDULE	RPI	RPI	RPI	RPI
DIV. I ONLY	8- 13	242	0- 1	239	285	270	270	23	23	
DIV. I NON-CONF.	3- 8	267	0- 1	216	304	295	295	24	24	
TOTALS	RPI 1-25	RPI 26-50	W-L RECORDS	RPI 51-100	RPI 101-150	RPI 150+				
8- 13	0- 0	0- 0	OVERALL	0- 4	0- 3	8- 6				
5- 7	0- 0	0- 0	HOME	0- 3	0- 0	5- 4				
3- 6	0- 0	0- 0	AWAY	0- 1	0- 3	3- 2				
0- 0	0- 0	0- 0	NEUTRAL	0- 0	0- 0	0- 0				
3- 8	0- 0	0- 0	NON-CONFERENCE	0- 2	0- 2	3- 4				
2- 5	0- 0	0- 0	HOME	0- 2	0- 0	2- 3				
1- 3	0- 0	0- 0	AWAY	0- 0	0- 2	1- 1				
0- 0	0- 0	0- 0	NEUTRAL	0- 0	0- 0	0- 0				
5- 5	0- 0	0- 0	CONFERENCE	0- 2	0- 1	5- 2				
3- 2	0- 0	0- 0	HOME	0- 1	0- 0	3- 1				
2- 3	0- 0	0- 0	AWAY	0- 1	0- 1	2- 1				
0- 0	0- 0	0- 0	NEUTRAL	0- 0	0- 0	0- 0				

RPI S	Opponent	Score	RPI S	Opponent	Score	RPI S	Opponent	Score	RPI S	Opponent	Score	Team's RPI: 270
						75	A Maine	45 66	104	A Hartford	32 61	
						75	H Maine	51 63	110	A Kansas	36 77	
						86	H Drexel	44 60	139	A South Fla.	55 102	
						89	H Yale	55 58	162	H Stony Brook	61 67	
									192	H Rider	54 49	
									210	H Holy Cross	40 65	
									215	H Rhode Island	58 61	
									223	H Dartmouth	42 66	
									237	H Albany (NY)	52 39	
									243	A Binghamton	58 57	
									277	A Canisius	46 67	
									298	A UMBC	58 44	
									311	A NJIT	71 63	
									324	A UMass Lowell	51 54	
									324	H UMass Lowell	52 42	
									326	H New Hampshire	69 60	
									328	H Wagner	56 54	
LAST 12 Division I GAMES:												
			86	H Drexel	44 60	326	H New Hampshire	69 60				
			75	A Maine	45 66	104	A Hartford	32 61				
			324	H UMass Lowell	52 42	75	H Maine	51 63				
			162	H Stony Brook	61 67	237	H Albany (NY)	52 39				
			298	A UMBC	58 44	324	A UMass Lowell	51 54				
			243	A Binghamton	58 57	110	A Kansas	36 77				

Non-Div I Games: Norwich 78 28

Vermont

Loss, Non-Conf, S Site, H Home A Away N Neutral

Average RPI Win:	141	WON-LOST	WINNING	LAST 10	STRENGTH OF	OPP. STRENGTH	TEAM	ADJ.	CONF.	ADJ CONF.
Average RPI Loss:	51	RECORD	PCT. RANK	GAMES	SCHEDULE	OF SCHEDULE	RPI	RPI	RPI	RPI
DIV. I ONLY	15- 7	84	1- 0	47	47	38	38	6	6	
DIV. I NON-CONF.	9- 2	43	0- 0	71	63	20	20	4	4	
TOTALS	RPI 1-25	RPI 26-50	W-L RECORDS	RPI 51-100	RPI 101-150	RPI 150+				
15- 7	0- 2	0- 2	OVERALL	4- 2	6- 1	5- 0				
8- 3	0- 1	0- 2	HOME	2- 0	3- 0	3- 0				
7- 3	0- 1	0- 0	AWAY	2- 1	3- 1	2- 0				
0- 1	0- 0	0- 0	NEUTRAL	0- 1	0- 0	0- 0				
9- 2	0- 1	0- 0	NON-CONFERENCE	2- 1	3- 0	4- 0				
5- 0	0- 0	0- 0	HOME	1- 0	2- 0	2- 0				
4- 1	0- 1	0- 0	AWAY	1- 0	1- 0	2- 0				
0- 1	0- 0	0- 0	NEUTRAL	0- 1	0- 0	0- 0				
6- 5	0- 1	0- 2	CONFERENCE	2- 1	3- 1	1- 0				
3- 3	0- 1	0- 2	HOME	1- 0	1- 0	1- 0				
3- 2	0- 0	0- 0	AWAY	1- 1	2- 1	0- 0				
0- 0	0- 0	0- 0	NEUTRAL	0- 0	0- 0	0- 0				

RPI 1-25				RPI 26-50				Team's RPI: 38	RPI 51-100				RPI 101+			
RPI	S	Opponent	Score	RPI	S	Opponent	Score		RPI	S	Opponent	Score	RPI	S	Opponent	Score
8	H	Marquette	55 91	36	H	DePaul	59 66		57	N	Virginia Tech	59 61	102	A	Providence	61 67
14	A	UCF	56 71	46	H	Butler	55 63		76	A	Penn	58 50	102	H	Providence	53 33
									81	H	Princeton	67 46	104	H	Hartford	59 41
									92	A	Georgetown	63 68	105	A	Seton Hall	70 66
									100	A	Creighton	54 52	107	H	Georgia	62 56
									100	H	Creighton	67 62	126	A	St. John's (NY)	73 57
													136	A	Lehigh	70 48
													169	H	Xavier	75 71
													175	H	Temple	76 68
													194	A	George Washington	60 45
													265	A	Saint Joseph's	47 35
													282	H	La Salle	81 68
LAST 12 Division I GAMES:																
100	H	Creighton	67 62	36	H	DePaul	59 66		8	H	Marquette	55 91				
102	H	Providence	53 33						102	A	Providence	61 67				
126	A	St. John's (NY)	73 57						100	A	Creighton	54 52				
105	A	Seton Hall	70 66						169	H	Xavier	75 71				
92	A	Georgetown	63 68						46	H	Butler	55 63				
76	A	Penn	58 50													

Non-Div I Games:

Villanova

Virginia

Through Games Of Feb. 6, 2019

Average RPI Win:	149	WON-LOST	WINNING	LAST 10	STRENGTH OF	OPP. STRENGTH	TEAM	ADJ.	CONF.	ADJ CONF.
Average RPI Loss:	52	RECORD	PCT. RANK	GAMES	SCHEDULE	OF SCHEDULE	RPI	RPI	RPI	RPI
DIV. I ONLY	8- 14	248	0- 1	4	23	99	99	1	1	
DIV. I NON-CONF.	6- 7	172	0- 0	28	70	115	115	1	1	
TOTALS	RPI 1-25	RPI 26-50	W-L RECORDS	RPI 51-100	RPI 101-150	RPI 150+				
8- 14	0- 7	0- 3	OVERALL	3- 1	2- 2	3- 1				
5- 7	0- 4	0- 0	HOME	2- 1	0- 1	3- 1				
2- 6	0- 3	0- 3	AWAY	1- 0	1- 0	0- 0				
1- 1	0- 0	0- 0	NEUTRAL	0- 0	1- 1	0- 0				
6- 7	0- 3	0- 1	NON-CONFERENCE	2- 0	1- 2	3- 1				
4- 4	0- 2	0- 0	HOME	1- 0	0- 1	3- 1				
1- 2	0- 1	0- 1	AWAY	1- 0	0- 0	0- 0				
1- 1	0- 0	0- 0	NEUTRAL	0- 0	1- 1	0- 0				
2- 7	0- 4	0- 2	CONFERENCE	1- 1	1- 0	0- 0				
1- 3	0- 2	0- 0	HOME	1- 1	0- 0	0- 0				
1- 4	0- 2	0- 2	AWAY	0- 0	1- 0	0- 0				
0- 0	0- 0	0- 0	NEUTRAL	0- 0	0- 0	0- 0				

RPI 1-25				RPI 26-50				RPI 51-100 Team's RPI: 99				RPI 101+			
RPI	S	Opponent	Score	RPI	S	Opponent	Score	RPI	S	Opponent	Score	RPI	S	Opponent	Score
3	A	Louisville	43 91	26	A	Miami (FL)	59 72	57	H	Virginia Tech	62 58	113	N	Alabama	52 64
7	H	Mississippi St.	44 72	32	A	Kentucky	51 63	66	A	Old Dominion	73 67	117	H	Radford	44 57
9	H	NC State	38 66	48	A	Clemson	65 71	96	H	Wake Forest	42 52	123	A	Pittsburgh	74 57
10	A	Syracuse	68 72					97	H	American	57 54	139	N	South Fla.	74 67
22	H	Florida St.	61 63									164	H	Charlotte	65 61
23	A	Michigan St.	66 91									195	H	Saint Louis	65 67
25	H	Central Mich.	61 74									234	H	N.C. A&T	67 57
												315	H	Coppin St.	55 41
LAST 12 Division I GAMES:															
26	A	Miami (FL)	59 72	57	H	Virginia Tech	62 58								
10	A	Syracuse	68 72	48	A	Clemson	65 71								
96	H	Wake Forest	42 52	22	H	Florida St.	61 63								
123	A	Pittsburgh	74 57	164	H	Charlotte	65 61								
3	A	Louisville	43 91	139	N	South Fla.	74 67								
9	H	NC State	38 66	113	N	Alabama	52 64								

Non-Div I Games:

Virginia

■ Loss,
■ Non-Conf, S Site,
■ Home
■ Away
N Neutral

Average RPI Win:	178	WON-LOST	WINNING	LAST 10	STRENGTH OF	OPP. STRENGTH	TEAM	ADJ.	CONF.	ADJ CONF.
Average RPI Loss:	27	RECORD	PCT. RANK	GAMES	SCHEDULE	OF SCHEDULE	RPI	RPI	RPI	RPI
DIV. I ONLY	15- 7	84	1- 0	68	30	57	57	1	1	
DIV. I NON-CONF.	13- 0	1	0- 0	232	138	29	29	1	1	
TOTALS	RPI 1-25	RPI 26-50	W-L RECORDS	RPI 51-100	RPI 101-150	RPI 150+				
15- 7	1- 5	1- 1	OVERALL	1- 1	5- 0	7- 0				
8- 4	1- 4	0- 0	HOME	0- 0	2- 0	5- 0				
3- 3	0- 1	0- 1	AWAY	0- 1	2- 0	1- 0				
4- 0	0- 0	1- 0	NEUTRAL	1- 0	1- 0	1- 0				
13- 0	1- 0	1- 0	NON-CONFERENCE	1- 0	3- 0	7- 0				
8- 0	1- 0	0- 0	HOME	0- 0	2- 0	5- 0				
1- 0	0- 0	0- 0	AWAY	0- 0	0- 0	1- 0				
4- 0	0- 0	1- 0	NEUTRAL	1- 0	1- 0	1- 0				
2- 7	0- 5	0- 1	CONFERENCE	0- 1	2- 0	0- 0				
0- 4	0- 4	0- 0	HOME	0- 0	0- 0	0- 0				
2- 3	0- 1	0- 1	AWAY	0- 1	2- 0	0- 0				
0- 0	0- 0	0- 0	NEUTRAL	0- 0	0- 0	0- 0				

RPI 1-25				RPI 26-50				RPI 51-100 Team's RPI: 57				RPI 101+			
RPI	S	Opponent	Score	RPI	S	Opponent	Score	RPI	S	Opponent	Score	RPI	S	Opponent	Score
1	H	Notre Dame	51 80	26	A	Miami (FL)	61 68	98	N	Ohio St.	81 73	101	A	Boston College	95 86
9	A	NC State	61 70	38	N	Villanova	61 59	99	A	Virginia	58 62	108	N	Dayton	69 57
10	H	Syracuse	73 75									117	H	Radford	55 44
16	H	Rutgers	67 51									123	A	Pittsburgh	74 58
20	H	North Carolina	69 81									129	H	Chattanooga	74 59
22	H	Florida St.	54 56									230	H	Monmouth	82 49
												242	A	Liberty	72 61
												247	H	Mt. St. Mary's	83 51
												260	N	Richmond	85 57
												278	H	Ga. Southern	78 49
												337	H	USC Upstate	96 45
												342	H	Longwood	93 39
LAST 12 Division I GAMES:															
101	A	Boston College	95 86	99	A	Virginia	58 62	10	H	Syracuse	73 75				
123	A	Pittsburgh	74 58	26	A	Miami (FL)	61 68	342	H	Longwood	93 39				
22	H	Florida St.	54 56	98	N	Ohio St.	81 73	108	N	Dayton	69 57				
20	H	North Carolina	69 81												
9	A	NC State	61 70												
1	H	Notre Dame	51 80												

Non-Div I Games:

Virginia Tech

■ Loss,
 ■ Non-Conf,
 ■ S Site,
 ■ H Home
 ■ A Away
 N Neutral

Average RPI Win:	316	WON-LOST	WINNING	LAST 10	STRENGTH OF	OPP. STRENGTH	TEAM	ADJ.	CONF.	ADJ CONF.
Average RPI Loss:	224	RECORD	PCT. RANK	GAMES	SCHEDULE	OF SCHEDULE	RPI	RPI	RPI	RPI
DIV. I ONLY	5- 14	293	0- 1	312	349	328	328	31	31	
DIV. I NON-CONF.	1- 9	326	0- 1	278	342	339	339	31	31	
TOTALS	RPI 1-25	RPI 26-50	W-L RECORDS	RPI 51-100	RPI 101-150	RPI 150+				
5- 14	0- 0	0- 0	OVERALL	0- 1	0- 2	5- 11				
3- 4	0- 0	0- 0	HOME	0- 1	0- 0	3- 3				
2- 9	0- 0	0- 0	AWAY	0- 0	0- 2	2- 7				
0- 1	0- 0	0- 0	NEUTRAL	0- 0	0- 0	0- 1				
1- 9	0- 0	0- 0	NON-CONFERENCE	0- 1	0- 2	1- 6				
0- 3	0- 0	0- 0	HOME	0- 1	0- 0	0- 2				
1- 5	0- 0	0- 0	AWAY	0- 0	0- 2	1- 3				
0- 1	0- 0	0- 0	NEUTRAL	0- 0	0- 0	0- 1				
4- 5	0- 0	0- 0	CONFERENCE	0- 0	0- 0	4- 5				
3- 1	0- 0	0- 0	HOME	0- 0	0- 0	3- 1				
1- 4	0- 0	0- 0	AWAY	0- 0	0- 0	1- 4				
0- 0	0- 0	0- 0	NEUTRAL	0- 0	0- 0	0- 0				

RPI 1-25				RPI 26-50				RPI 51-100				RPI 101+				Team's RPI: 328	
RPI	S	Opponent	Score	RPI	S	Opponent	Score	RPI	S	Opponent	Score	RPI	S	Opponent	Score		
								89	H	Yale	41	74	105	A	Seton Hall	40	95
													137	A	Fordham	59	80
													162	A	Stony Brook	45	70
													205	A	Saint Francis (PA)	70	107
													214	A	Robert Morris	46	69
													240	A	Sacred Heart	64	72
													240	H	Sacred Heart	68	80
													247	H	Mt. St. Mary's	92	76
													256	A	St. Francis Brooklyn	61	76
													270	A	Vermont	54	56
													273	N	Siena	71	74
													297	A	Central Conn. St.	75	63
													299	H	Army West Point	46	61
													321	A	Saint Peter's	57	69
													323	H	Lafayette	43	66
													342	A	Longwood	86	60
													344	H	Fairleigh Dickinson	71	59
													351	H	LIU Brooklyn	72	62
LAST 12 Division I GAMES:																	
				273	N	Siena	71	74					344	H	Fairleigh Dickinson	71	59
				351	H	LIU Brooklyn	72	62					240	H	Sacred Heart	68	80
				205	A	Saint Francis (PA)	70	107					297	A	Central Conn. St.	75	63
				214	A	Robert Morris	46	69					256	A	St. Francis Brooklyn	61	76
				240	A	Sacred Heart	64	72					162	A	Stony Brook	45	70
				247	H	Mt. St. Mary's	92	76					299	H	Army West Point	46	61

Non-Div I Games: Staten Island 86 59

Wagner

Loss, Non-Conf, S Site, H Home A Away N Neutral

Wake Forest

Through Games Of Feb. 6, 2019

Average RPI Win:	171	WON-LOST	WINNING	LAST 10	STRENGTH OF	OPP. STRENGTH	TEAM	ADJ.	CONF.	ADJ CONF.
Average RPI Loss:	65	RECORD	PCT. RANK	GAMES	SCHEDULE	OF SCHEDULE	RPI	RPI	RPI	RPI
DIV. I ONLY	10- 12	196	0- 1	15	72	96	96	1	1	
DIV. I NON-CONF.	9- 4	85	0- 0	69	279	79	79	1	1	
TOTALS	RPI 1-25	RPI 26-50	W-L RECORDS	RPI 51-100	RPI 101-150	RPI 150+				
10- 12	0- 5	1- 2	OVERALL	1- 1	2- 2	6- 2				
7- 6	0- 2	1- 2	HOME	0- 0	2- 1	4- 1				
2- 6	0- 3	0- 0	AWAY	1- 1	0- 1	1- 1				
1- 0	0- 0	0- 0	NEUTRAL	0- 0	0- 0	1- 0				
9- 4	0- 0	1- 1	NON-CONFERENCE	0- 0	2- 1	6- 2				
7- 2	0- 0	1- 1	HOME	0- 0	2- 0	4- 1				
1- 2	0- 0	0- 0	AWAY	0- 0	0- 1	1- 1				
1- 0	0- 0	0- 0	NEUTRAL	0- 0	0- 0	1- 0				
1- 8	0- 5	0- 1	CONFERENCE	1- 1	0- 1	0- 0				
0- 4	0- 2	0- 1	HOME	0- 0	0- 1	0- 0				
1- 4	0- 3	0- 0	AWAY	1- 1	0- 0	0- 0				
0- 0	0- 0	0- 0	NEUTRAL	0- 0	0- 0	0- 0				

RPI S	Opponent	Score	RPI S	Opponent	Score	RPI S	Opponent	Score	RPI S	Opponent	Score
1	A Notre Dame	48 78	26	H Miami (FL)	57 72	73	A Duke	52 66	101	H Boston College	64 65
3	H Louisville	49 73	39	H Indiana	73 87	99	A Virginia	52 42	116	A VCU	40 53
9	H NC State	50 59	41	H James Madison	50 49				120	H Towson	60 53
20	A North Carolina	61 84							126	H St. John's (NY)	64 59
22	A Florida St.	61 85							158	H Mercer	69 54
									164	A Charlotte	69 43
									169	H Xavier	50 62
									179	H UMES	78 67
									204	A East Carolina	61 70
									260	H Richmond	62 48
									267	H Norfolk St.	63 61
									292	N South Carolina St.	58 44
LAST 12 Division I GAMES:											
22	A Florida St.	61 85	1	A Notre Dame	48 78						
9	H NC State	50 59	101	H Boston College	64 65						
99	A Virginia	52 42	26	H Miami (FL)	57 72						
73	A Duke	52 66	267	H Norfolk St.	63 61						
3	H Louisville	49 73	292	N South Carolina St.	58 44						
20	A North Carolina	61 84	41	H James Madison	50 49						

Non-Div I Games:

Wake Forest

■ Loss,
 ■ Non-Conf,
 ■ S Site,
 ■ H Home
 ■ A Away
 N Neutral

Average RPI Win:	189	WON-LOST	WINNING	LAST 10	STRENGTH OF	OPP. STRENGTH	TEAM	ADJ.	CONF.	ADJ CONF.
Average RPI Loss:	50	RECORD	PCT. RANK	GAMES	SCHEDULE	OF SCHEDULE	RPI	RPI	RPI	RPI
DIV. I ONLY	8- 15	255	0- 1	14	56	133	133	2	2	
DIV. I NON-CONF.	7- 5	132	0- 1	91	167	128	128	2	2	
TOTALS	RPI 1-25	RPI 26-50	W-L RECORDS	RPI 51-100	RPI 101-150	RPI 150+				
8- 15	0- 4	0- 5	OVERALL	2- 3	2- 3	4- 0				
6- 6	0- 2	0- 2	HOME	1- 1	2- 1	3- 0				
1- 7	0- 2	0- 3	AWAY	0- 1	0- 1	1- 0				
1- 2	0- 0	0- 0	NEUTRAL	1- 1	0- 1	0- 0				
7- 5	0- 1	0- 0	NON-CONFERENCE	2- 2	1- 2	4- 0				
5- 2	0- 1	0- 0	HOME	1- 1	1- 0	3- 0				
1- 1	0- 0	0- 0	AWAY	0- 0	0- 1	1- 0				
1- 2	0- 0	0- 0	NEUTRAL	1- 1	0- 1	0- 0				
1- 10	0- 3	0- 5	CONFERENCE	0- 1	1- 1	0- 0				
1- 4	0- 1	0- 2	HOME	0- 0	1- 1	0- 0				
0- 6	0- 2	0- 3	AWAY	0- 1	0- 0	0- 0				
0- 0	0- 0	0- 0	NEUTRAL	0- 0	0- 0	0- 0				

RPI 1-25				RPI 26-50				RPI 51-100				RPI 101+ Team's RPI: 133			
RPI	S	Opponent	Score	RPI	S	Opponent	Score	RPI	S	Opponent	Score	RPI	S	Opponent	Score
4	A	Stanford	54 91	27	A	California	70 79	54	A	Southern California	57 82	125	H	Washington St.	76 79
5	A	Oregon	71 84	29	H	Utah	43 58	58	H	Boise St.	69 73	130	H	Colorado	68 58
5	H	Oregon	57 76	30	A	Oregon St.	67 78	60	N	Michigan	73 80	135	A	Tulane	51 63
7	H	Mississippi St.	56 103	30	H	Oregon St.	39 86	73	N	Duke	71 64	137	N	Fordham	57 65
				45	A	UCLA	60 76	98	H	Ohio St.	69 59	145	H	Montana	69 54
LAST 12 Division I GAMES:															
				58	H	Boise St.	69 73	30	H	Oregon St.	39 86				
				60	N	Michigan	73 80	27	A	California	70 79				
				137	N	Fordham	57 65	4	A	Stanford	54 91				
				45	A	UCLA	60 76	29	H	Utah	43 58				
				54	A	Southern California	57 82	130	H	Colorado	68 58				
				5	H	Oregon	57 76	30	A	Oregon St.	67 78				

Non-Div I Games:

Washington

■ Loss,
 ■ Non-Conf,
 ■ S Site,
 ■ H Home
 ■ A Away
 N Neutral

Average RPI Win:	160	WON-LOST	WINNING	LAST 10	STRENGTH OF	OPP. STRENGTH	TEAM	ADJ.	CONF.	ADJ CONF.
Average RPI Loss:	55	RECORD	PCT. RANK	GAMES	SCHEDULE	OF SCHEDULE	RPI	RPI	RPI	RPI
DIV. I ONLY	7- 15	265	1- 0	7	41	125	125	2	2	
DIV. I NON-CONF.	5- 6	177	1- 0	70	105	161	161	2	2	
TOTALS	RPI 1-25	RPI 26-50	W-L RECORDS	RPI 51-100	RPI 101-150	RPI 150+				
7- 15	0- 4	0- 5	OVERALL	1- 3	3- 2	3- 1				
4- 6	0- 1	0- 2	HOME	1- 2	2- 0	1- 1				
1- 8	0- 3	0- 3	AWAY	0- 1	1- 1	0- 0				
2- 1	0- 0	0- 0	NEUTRAL	0- 0	0- 1	2- 0				
5- 6	0- 1	0- 0	NON-CONFERENCE	1- 2	1- 2	3- 1				
3- 3	0- 0	0- 0	HOME	1- 2	1- 0	1- 1				
0- 2	0- 1	0- 0	AWAY	0- 0	0- 1	0- 0				
2- 1	0- 0	0- 0	NEUTRAL	0- 0	0- 1	2- 0				
2- 9	0- 3	0- 5	CONFERENCE	0- 1	2- 0	0- 0				
1- 3	0- 1	0- 2	HOME	0- 0	1- 0	0- 0				
1- 6	0- 2	0- 3	AWAY	0- 1	1- 0	0- 0				
0- 0	0- 0	0- 0	NEUTRAL	0- 0	0- 0	0- 0				

RPI 1-25				RPI 26-50				RPI 51-100				RPI 101+ Team's RPI: 125			
RPI	S	Opponent	Score	RPI	S	Opponent	Score	RPI	S	Opponent	Score	RPI	S	Opponent	Score
4	A	Stanford	64 85	27	A	California	63 77	51	H	Saint Mary's (CA)	64 70	102	H	Nebraska	87 84
5	A	Oregon	58 98	29	H	Utah	68 72	54	A	Southern California	73 81	110	N	Kansas	63 71
5	H	Oregon	64 79	30	A	Oregon St.	69 76	58	H	Boise St.	95 71	130	H	Colorado	74 48
12	A	Gonzaga	53 76	30	H	Oregon St.	35 52	79	H	UC Davis	62 75	133	A	Washington	79 76
				45	A	UCLA	56 83					144	A	CSUN	52 65
												201	H	Utah St.	61 72
												220	H	San Francisco	91 61
												225	N	Jacksonville St.	64 51
												250	N	Wichita St.	85 59
LAST 12 Division I GAMES:															
250	N	Wichita St.	85 59	4	A	Stanford	64 85	27	A	California	63 77	130	H	Colorado	74 48
225	N	Jacksonville St.	64 51	54	A	Southern California	73 81	29	H	Utah	68 72	5	A	Oregon	58 98
54	A	UCLA	56 83	30	H	Oregon St.	35 52	30	A	Oregon St.	69 76				
45	A	UCLA	56 83	5	H	Oregon	64 79								

Non-Div I Games:

Washington St.

■ Loss,
■ Non-Conf,
■ S Site,
■ H Home
■ A Away
N Neutral

RPI 1-25				RPI 26-50				RPI 51-100				RPI 101+				Team's RPI: 308	
RPI	S	Opponent	Score	RPI	S	Opponent	Score	RPI	S	Opponent	Score	RPI	S	Opponent	Score		
				29	A	Utah	56 77					109	A	Northern Colo.	55 54		
								77	H	Idaho St.	57 70	116	N	VCU	36 64		
								94	H	Idaho	74 79	132	A	Pepperdine	47 68		
												140	H	Montana St.	59 66		
												145	H	Montana	60 72		
												163	A	Portland St.	38 65		
												163	H	Portland St.	59 77		
												166	H	Portland	73 89		
												171	H	UC Riverside	39 71		
												191	H	Eastern Wash.	58 64		
												238	A	Sacramento St.	62 77		
												257	A	Southern Utah	79 84		
												269	A	Northern Ariz.	64 74		
												272	A	Utah Valley	59 65		
												279	A	UTSA	59 66		
												280	H	UTEP	68 63		
												322	A	Incarnate Word	72 64		
LAST 12 Division I GAMES:																	
				238	A	Sacramento St.	62 77	77	H	Idaho St.	57 70						
				163	A	Portland St.	38 65	257	A	Southern Utah	79 84						
				145	H	Montana	60 72	269	A	Northern Ariz.	64 74						
				140	H	Montana St.	59 66	94	H	Idaho	74 79						
				109	A	Northern Colo.	55 54	191	H	Eastern Wash.	58 64						
				163	H	Portland St.	59 77	171	H	UC Riverside	39 71						

Weber St.

Page 336

West Virginia

Through Games Of Feb. 6, 2019

Average RPI Win:	184	WON-LOST	WINNING	LAST 10	STRENGTH OF	OPP. STRENGTH	TEAM	ADJ.	CONF.	ADJ CONF.
Average RPI Loss:	25	RECORD	PCT. RANK	GAMES	SCHEDULE	OF SCHEDULE	RPI	RPI	RPI	RPI
DIV. I ONLY	16- 5	47	1- 0	147	31	65	65	3	3	
DIV. I NON-CONF.	9- 2	43	1- 0	340	106	187	187	3	3	
TOTALS	RPI 1-25	RPI 26-50	W-L RECORDS	RPI 51-100	RPI 101-150	RPI 150+				
16- 5	1- 2	1- 3	OVERALL	2- 0	4- 0	8- 0				
12- 2	1- 0	0- 2	HOME	2- 0	3- 0	6- 0				
3- 2	0- 1	1- 1	AWAY	0- 0	1- 0	1- 0				
1- 1	0- 1	0- 0	NEUTRAL	0- 0	0- 0	1- 0				
9- 2	0- 1	0- 1	NON-CONFERENCE	0- 0	2- 0	7- 0				
7- 1	0- 0	0- 1	HOME	0- 0	1- 0	6- 0				
1- 0	0- 0	0- 0	AWAY	0- 0	1- 0	0- 0				
1- 1	0- 1	0- 0	NEUTRAL	0- 0	0- 0	1- 0				
7- 3	1- 1	1- 2	CONFERENCE	2- 0	2- 0	1- 0				
5- 1	1- 0	0- 1	HOME	2- 0	2- 0	0- 0				
2- 2	0- 1	1- 1	AWAY	0- 0	0- 0	1- 0				
0- 0	0- 0	0- 0	NEUTRAL	0- 0	0- 0	0- 0				

RPI 1-25				RPI 26-50				RPI 51-100				Team's RPI: 65	RPI 101+			
RPI	S	Opponent	Score	RPI	S	Opponent	Score	RPI	S	Opponent	Score		RPI	S	Opponent	Score
2	A	Baylor	47 79	31	A	Texas	64 58	52	H	Kansas St.	60 30		110	H	Kansas	71 50
11	H	Iowa St.	73 64	31	H	Texas	58 70	90	H	Oklahoma St.	67 58		120	H	Towson	90 43
13	N	Iowa	81 84	34	H	Missouri	51 68						123	A	Pittsburgh	77 43
				44	A	TCU	48 62						149	H	Texas Tech	68 65
													154	A	Oklahoma	66 55
													224	H	Niagara	84 32
													300	H	Bryant	94 48
													302	H	Morgan St.	72 37
													311	H	NJIT	95 50
													315	H	Coppin St.	78 37
													325	H	Eastern Ky.	78 29
													325	N	Eastern Ky.	81 39
LAST 12 Division I GAMES:																
				325	N	Eastern Ky.	81 39	11	H	Iowa St.	73 64					
				110	H	Kansas	71 50	154	A	Oklahoma	66 55					
				31	A	Texas	64 58	90	H	Oklahoma St.	67 58					
				52	H	Kansas St.	60 30	31	H	Texas	58 70					
				149	H	Texas Tech	68 65	44	A	TCU	48 62					
				2	A	Baylor	47 79	224	H	Niagara	84 32					

Non-Div I Games:

West Virginia

■ Loss,
■ Non-Conf, S Site,
■ Home
■ Away
N Neutral

Average RPI Win:	304	WON-LOST	WINNING	LAST 10	STRENGTH OF	OPP. STRENGTH	TEAM	ADJ.	CONF.	ADJ CONF.
Average RPI Loss:	207	RECORD	PCT. RANK	GAMES	SCHEDULE	OF SCHEDULE	RPI	RPI	RPI	RPI
DIV. I ONLY	2- 18	337	0- 1	234	333	336	336	26	26	
DIV. I NON-CONF.	2- 11	316	0- 0	166	344	308	308	25	25	
TOTALS	RPI 1-25	RPI 26-50	W-L RECORDS	RPI 51-100	RPI 101-150	RPI 150+				
2- 18	0- 0	0- 2	OVERALL	0- 0	0- 3	2- 13				
1- 6	0- 0	0- 0	HOME	0- 0	0- 0	1- 6				
1- 11	0- 0	0- 2	AWAY	0- 0	0- 2	1- 7				
0- 1	0- 0	0- 0	NEUTRAL	0- 0	0- 1	0- 0				
2- 11	0- 0	0- 2	NON-CONFERENCE	0- 0	0- 2	2- 7				
1- 4	0- 0	0- 0	HOME	0- 0	0- 0	1- 4				
1- 6	0- 0	0- 2	AWAY	0- 0	0- 1	1- 3				
0- 1	0- 0	0- 0	NEUTRAL	0- 0	0- 1	0- 0				
0- 7	0- 0	0- 0	CONFERENCE	0- 0	0- 1	0- 6				
0- 2	0- 0	0- 0	HOME	0- 0	0- 0	0- 2				
0- 5	0- 0	0- 0	AWAY	0- 0	0- 1	0- 4				
0- 0	0- 0	0- 0	NEUTRAL	0- 0	0- 0	0- 0				

RPI S	Opponent	Score	RPI S	Opponent	Score	RPI S	Opponent	Score	RPI S	Opponent	Score	Team's RPI: 336
			32	A Kentucky	39 99				129	A Chattanooga	58 72	
			42	A Georgia Tech	49 84				141	A Tennessee Tech	58 77	
									147	N North Ala.	66 89	
									158	H Mercer	67 69	
									183	A Coastal Caro.	59 77	
									196	A UNC Asheville	49 74	
									234	H N.C. A&T	51 69	
									244	A Furman	55 65	
									248	A ETSU	80 88	
									254	H Campbell	37 63	
									258	H Gardner-Webb	52 62	
									261	H Samford	42 75	
									271	A Winthrop	65 57	
									290	A Wofford	65 91	
									292	H South Carolina St.	39 54	
									307	A UNC Greensboro	59 71	
									311	A NJIT	71 79	
									337	H USC Upstate	68 64	
LAST 12 Division I GAMES:												
248	A	ETSU	80	88	290	A	Wofford	65	91			
129	A	Chattanooga	58	72	258	H	Gardner-Webb	52	62			
307	A	UNC Greensboro	59	71	292	H	South Carolina St.	39	54			
261	H	Samford	42	75	271	A	Winthrop	65	57			
158	H	Mercer	67	69	32	A	Kentucky	39	99			
244	A	Furman	55	65	337	H	USC Upstate	68	64			

Non-Div I Games: North Greenville 71 44 Young Harris 63 54

Western Caro.

Loss, Non-Conf, S Site, H Home A Away N Neutral

Average RPI Win:	269	WON-LOST	WINNING	LAST 10	STRENGTH OF	OPP. STRENGTH	TEAM	ADJ.	CONF.	ADJ CONF.
Average RPI Loss:	133	RECORD	PCT. RANK	GAMES	SCHEDULE	OF SCHEDULE	RPI	RPI	RPI	RPI
DIV. I ONLY	9- 13	226	1- 0	209	207	233	233	18	18	
DIV. I NON-CONF.	2- 9	297	0- 0	108	154	266	266	18	18	
TOTALS	RPI 1-25	RPI 26-50	W-L RECORDS	RPI 51-100	RPI 101-150	RPI 150+				
9- 13	0- 1	0- 5	OVERALL	0- 1	0- 0	9- 6				
6- 3	0- 1	0- 2	HOME	0- 0	0- 0	6- 0				
2- 7	0- 0	0- 3	AWAY	0- 0	0- 0	2- 4				
1- 3	0- 0	0- 0	NEUTRAL	0- 1	0- 0	1- 2				
2- 9	0- 1	0- 3	NON-CONFERENCE	0- 1	0- 0	2- 4				
1- 2	0- 1	0- 1	HOME	0- 0	0- 0	1- 0				
0- 4	0- 0	0- 2	AWAY	0- 0	0- 0	0- 2				
1- 3	0- 0	0- 0	NEUTRAL	0- 1	0- 0	1- 2				
7- 4	0- 0	0- 2	CONFERENCE	0- 0	0- 0	7- 2				
5- 1	0- 0	0- 1	HOME	0- 0	0- 0	5- 0				
2- 3	0- 0	0- 1	AWAY	0- 0	0- 0	2- 2				
0- 0	0- 0	0- 0	NEUTRAL	0- 0	0- 0	0- 0				

RPI 1-25				RPI 26-50				RPI 51-100				RPI 101+ Team's RPI: 233			
RPI	S	Opponent	Score	RPI	S	Opponent	Score	RPI	S	Opponent	Score	RPI	S	Opponent	Score
19	H	Drake	71 98	28	H	South Dakota St.	84 93	95	N	Northern Ill.	61 86	156	A	Bradley	68 82
				34	H	Missouri	64 89					170	H	Denver	87 78
				40	A	South Dakota	49 92					180	A	Oral Roberts	64 68
				43	A	Purdue	60 81					217	A	Southeast Mo. St.	71 81
				46	A	Butler	51 92					221	A	North Dakota	92 80
												221	H	North Dakota	111 90
												244	N	Furman	85 78
												276	N	Eastern Ill.	62 64
												280	N	UTEP	72 84
												283	H	Austin Peay	77 72
												309	A	North Dakota St.	60 68
												309	H	North Dakota St.	82 70
												310	H	Omaha	78 70
												333	A	Purdue Fort Wayne	90 61
												333	H	Purdue Fort Wayne	73 59
LAST 12 Division I GAMES:															
333	A	Purdue Fort Wayne	90 61	221	A	North Dakota	92 80								
309	H	North Dakota St.	82 70	309	A	North Dakota St.	60 68								
221	H	North Dakota	111 90	180	A	Oral Roberts	64 68								
40	A	South Dakota	49 92	170	H	Denver	87 78								
333	H	Purdue Fort Wayne	73 59	28	H	South Dakota St.	84 93								
310	H	Omaha	78 70	244	N	Furman	85 78								

Non-Div I Games: MacMurray 136 39 William Woods 81 73

Western Ill.

Loss, Non-Conf, S Site, H Home A Away N Neutral

Average RPI Win:	214	WON-LOST	WINNING	LAST 10	STRENGTH OF	OPP. STRENGTH	TEAM	ADJ.	CONF.	ADJ CONF.
Average RPI Loss:	67	RECORD	PCT. RANK	GAMES	SCHEDULE	OF SCHEDULE	RPI	RPI	RPI	RPI
DIV. I ONLY	12- 9	130	0- 1	113	42	121	121	14	14	
DIV. I NON-CONF.	4- 8	241	0- 1	29	3	125	125	19	19	
TOTALS	RPI 1-25	RPI 26-50	W-L RECORDS	RPI 51-100	RPI 101-150	RPI 150+				
12- 9	0- 5	0- 1	OVERALL	2- 0	0- 0	10- 3				
6- 4	0- 2	0- 0	HOME	1- 0	0- 0	5- 2				
5- 3	0- 2	0- 0	AWAY	1- 0	0- 0	4- 1				
1- 2	0- 1	0- 1	NEUTRAL	0- 0	0- 0	1- 0				
4- 8	0- 5	0- 1	NON-CONFERENCE	1- 0	0- 0	3- 2				
2- 3	0- 2	0- 0	HOME	0- 0	0- 0	2- 1				
1- 3	0- 2	0- 0	AWAY	1- 0	0- 0	0- 1				
1- 2	0- 1	0- 1	NEUTRAL	0- 0	0- 0	1- 0				
8- 1	0- 0	0- 0	CONFERENCE	1- 0	0- 0	7- 1				
4- 1	0- 0	0- 0	HOME	1- 0	0- 0	3- 1				
4- 0	0- 0	0- 0	AWAY	0- 0	0- 0	4- 0				
0- 0	0- 0	0- 0	NEUTRAL	0- 0	0- 0	0- 0				

RPI	S	Opponent	Score
1	A	Notre Dame	53 94
3	H	Louisville	80 102
12	N	Gonzaga	55 76
13	H	Iowa	67 104
25	A	Central Mich.	90 108

RPI	S	Opponent	Score
30	N	Oregon St.	60 74

RPI	S	Opponent	Score
66	H	Old Dominion	75 60
80	A	Little Rock	68 56

RPI	S	Opponent	Score	Team's RPI: 121
154	A	Oklahoma	83 90	
155	H	Southern Ill.	83 76	
157	H	Louisiana Tech	81 76	
164	H	Charlotte	76 58	
176	H	Ball St.	83 86	
185	H	Southern Miss.	56 69	
231	H	Marshall	85 55	
248	N	ETSU	82 68	
279	A	UTSA	81 62	
280	A	UTEP	64 61	
287	A	Fla. Atlantic	81 50	
302	H	Morgan St.	90 43	
313	A	FIU	94 82	

LAST 12 Division I GAMES:

12	N	Gonzaga	55 76	287	A	Fla. Atlantic	81 50
248	N	ETSU	82 68	313	A	FIU	94 82
280	A	UTEP	64 61	231	H	Marshall	85 55
279	A	UTSA	81 62	66	H	Old Dominion	75 60
157	H	Louisiana Tech	81 76	164	H	Charlotte	76 58
185	H	Southern Miss.	56 69	1	A	Notre Dame	53 94

Non-Div I Games: Union (TN) 77 65 Bellarmine 95 57

Western Ky.

Loss, Non-Conf, S Site, H Home A Away N Neutral

Average RPI Win:	290	WON-LOST	WINNING	LAST 10	STRENGTH OF	OPP. STRENGTH	TEAM	ADJ.	CONF.	ADJ CONF.
Average RPI Loss:	132	RECORD	PCT. RANK	GAMES	SCHEDULE	OF SCHEDULE	RPI	RPI	RPI	RPI
DIV. I ONLY	7- 11	238	0- 1	317	143	284	284	7	7	
DIV. I NON-CONF.	5- 5	162	0- 0	351	266	330	330	8	8	
TOTALS	RPI 1-25	RPI 26-50	W-L RECORDS	RPI 51-100	RPI 101-150	RPI 150+				
7- 11	0- 1	0- 0	OVERALL	0- 4	0- 1	7- 5				
2- 7	0- 1	0- 0	HOME	0- 3	0- 1	2- 2				
4- 3	0- 0	0- 0	AWAY	0- 1	0- 0	4- 2				
1- 1	0- 0	0- 0	NEUTRAL	0- 0	0- 0	1- 1				
5- 5	0- 0	0- 0	NON-CONFERENCE	0- 1	0- 0	5- 4				
2- 3	0- 0	0- 0	HOME	0- 1	0- 0	2- 2				
2- 1	0- 0	0- 0	AWAY	0- 0	0- 0	2- 1				
1- 1	0- 0	0- 0	NEUTRAL	0- 0	0- 0	1- 1				
2- 6	0- 1	0- 0	CONFERENCE	0- 3	0- 1	2- 1				
0- 4	0- 1	0- 0	HOME	0- 2	0- 1	0- 0				
2- 2	0- 0	0- 0	AWAY	0- 1	0- 0	2- 1				
0- 0	0- 0	0- 0	NEUTRAL	0- 0	0- 0	0- 0				

RPI 1-25				RPI 26-50				RPI 51-100				RPI 101+ Team's RPI: 284			
RPI	S	Opponent	Score	RPI	S	Opponent	Score	RPI	S	Opponent	Score	RPI	S	Opponent	Score
24	H	Buffalo	59 61					55	H	Miami (OH)	62 81	142	H	Akron	59 72
								60	H	Michigan	42 79	167	H	New Mexico St.	54 66
								82	A	Kent St.	51 55	176	A	Ball St.	65 62
								85	H	Toledo	57 80	184	A	Eastern Mich.	61 64
												198	A	Ole Miss	66 69
												221	N	North Dakota	50 62
												228	A	Bowling Green	84 82
												232	H	Loyola Chicago	53 64
												287	A	Fla. Atlantic	69 59
												325	H	Eastern Ky.	64 53
												330	A	Detroit Mercy	54 44
												333	H	Purdue Fort Wayne	69 61
												349	N	Florida A&M	69 50
LAST 12 Division I GAMES:															
				82	A	Kent St.	51 55	142	H	Akron	59 72				
				55	H	Miami (OH)	62 81	228	A	Bowling Green	84 82				
				176	A	Ball St.	65 62	349	N	Florida A&M	69 50				
				24	H	Buffalo	59 61	221	N	North Dakota	50 62				
				85	H	Toledo	57 80	287	A	Fla. Atlantic	69 59				
				184	A	Eastern Mich.	61 64	330	A	Detroit Mercy	54 44				

Non-Div I Games: Saginaw Valley 75 51

Western Mich.

■ Loss,
 ■ Non-Conf,
 ■ S Site,
 ■ H Home
 ■ A Away
 N Neutral

Average RPI Win:	222	WON-LOST	WINNING	LAST 10	STRENGTH OF	OPP. STRENGTH	TEAM	ADJ.	CONF.	ADJ CONF.
Average RPI Loss:	139	RECORD	PCT. RANK	GAMES	SCHEDULE	OF SCHEDULE	RPI	RPI	RPI	RPI
DIV. I ONLY	10- 12	196	0- 1	230	156	250	250	9	9	
DIV. I NON-CONF.	7- 6	153	0- 1	225	208	247	247	9	9	
TOTALS	RPI 1-25	RPI 26-50	W-L RECORDS	RPI 51-100	RPI 101-150	RPI 150+				
10- 12	0- 0	0- 1	OVERALL	1- 3	1- 3	8- 5				
8- 6	0- 0	0- 0	HOME	1- 2	0- 2	7- 2				
2- 3	0- 0	0- 0	AWAY	0- 0	1- 0	1- 3				
0- 3	0- 0	0- 1	NEUTRAL	0- 1	0- 1	0- 0				
7- 6	0- 0	0- 1	NON-CONFERENCE	1- 3	0- 2	6- 0				
7- 3	0- 0	0- 0	HOME	1- 2	0- 1	6- 0				
0- 0	0- 0	0- 0	AWAY	0- 0	0- 0	0- 0				
0- 3	0- 0	0- 1	NEUTRAL	0- 1	0- 1	0- 0				
3- 6	0- 0	0- 0	CONFERENCE	0- 0	1- 1	2- 5				
1- 3	0- 0	0- 0	HOME	0- 0	0- 1	1- 2				
2- 3	0- 0	0- 0	AWAY	0- 0	1- 0	1- 3				
0- 0	0- 0	0- 0	NEUTRAL	0- 0	0- 0	0- 0				

RPI 1-25				RPI 26-50				RPI 51-100				RPI 101+				Team's RPI: 250	
RPI	S	Opponent	Score	RPI	S	Opponent	Score	RPI	S	Opponent	Score	RPI	S	Opponent	Score		
				40	N	South Dakota	64 73	67	H	Missouri St.	63 60	112	H	Houston	58 66		
								88	N	Northwestern	43 65	125	N	Washington St.	59 85		
								90	H	Oklahoma St.	47 60	135	A	Tulane	62 44		
								100	H	Creighton	71 83	141	H	Tennessee Tech	45 55		
												157	H	Louisiana Tech	70 56		
												159	A	Tulsa	49 63		
												175	H	Temple	40 65		
												199	H	Sam Houston St.	63 55		
												200	H	Grambling	70 61		
												204	A	East Carolina	56 78		
												204	H	East Carolina	57 47		
												207	A	SMU	50 78		
												227	A	Memphis	57 48		
												227	H	Memphis	50 71		
												334	H	Houston Baptist	68 50		
												345	H	Ark.-Pine Bluff	76 39		
												348	H	Savannah St.	66 50		
LAST 12 Division I GAMES:																	
				125	N	Washington St.	59 85	207	A	SMU	50 78						
				227	A	Memphis	57 48	227	H	Memphis	50 71						
				175	H	Temple	40 65	204	A	East Carolina	56 78						
				204	H	East Carolina	57 47	159	A	Tulsa	49 63						
				135	A	Tulane	62 44	348	H	Savannah St.	66 50						
				112	H	Houston	58 66	88	N	Northwestern	43 65						

Non-Div I Games:

Wichita St.

■ Loss,
■ Non-Conf,
■ S Site,
■ H Home
■ A Away
N Neutral

William & Mary

Through Games Of Feb. 6, 2019

Average RPI Win:	222	WON-LOST	WINNING	LAST 10	STRENGTH OF	OPP. STRENGTH	TEAM	ADJ.	CONF.	ADJ CONF.
Average RPI Loss:	121	RECORD	PCT. RANK	GAMES	SCHEDULE	OF SCHEDULE	RPI	RPI	RPI	RPI
DIV. I ONLY	11- 9	140	0- 1	154	202	150	150	10	10	
DIV. I NON-CONF.	7- 4	109	0- 0	200	291	129	129	11	11	
TOTALS	RPI 1-25	RPI 26-50	W-L RECORDS	RPI 51-100	RPI 101-150	RPI 150+				
11- 9	0- 0	0- 1	OVERALL	0- 3	2- 3	9- 2				
6- 4	0- 0	0- 0	HOME	0- 1	1- 1	5- 2				
5- 5	0- 0	0- 1	AWAY	0- 2	1- 2	4- 0				
0- 0	0- 0	0- 0	NEUTRAL	0- 0	0- 0	0- 0				
7- 4	0- 0	0- 0	NON-CONFERENCE	0- 1	0- 3	7- 0				
4- 1	0- 0	0- 0	HOME	0- 0	0- 1	4- 0				
3- 3	0- 0	0- 0	AWAY	0- 1	0- 2	3- 0				
0- 0	0- 0	0- 0	NEUTRAL	0- 0	0- 0	0- 0				
4- 5	0- 0	0- 1	CONFERENCE	0- 2	2- 0	2- 2				
2- 3	0- 0	0- 0	HOME	0- 1	1- 0	1- 2				
2- 2	0- 0	0- 1	AWAY	0- 1	1- 0	1- 0				
0- 0	0- 0	0- 0	NEUTRAL	0- 0	0- 0	0- 0				

RPI S	Opponent	Score	RPI S	Opponent	Score	RPI S	Opponent	Score	RPI S	Opponent	Score	Team's RPI: 150
			41 A	James Madison	48 65	66 A	Old Dominion	69 83	104 A	Hartford	45 50	
						83 A	Northeastern	74 88	116 H	VCU	55 72	
						86 H	Drexel	58 62	119 H	UNCW	70 64	
									120 A	Towson	80 69	
									146 A	Davidson	65 76	
									160 H	Delaware	59 70	
									194 H	George Washington	73 59	
									197 H	Elon	65 60	
									204 H	East Carolina	63 43	
									218 H	Howard	88 75	
									252 A	Hofstra	60 55	
									260 H	Richmond	65 55	
									267 A	Norfolk St.	55 44	
									291 H	Col. of Charleston	54 66	
									295 A	Loyola Maryland	65 49	
									318 A	Fairfield	60 54	
LAST 12 Division I GAMES:												
			86 H	Drexel	58 62	119 H	UNCW	70 64				
			160 H	Delaware	59 70	83 A	Northeastern	74 88				
			120 A	Towson	80 69	252 A	Hofstra	60 55				
			41 A	James Madison	48 65	194 H	George Washington	73 59				
			197 H	Elon	65 60	267 A	Norfolk St.	55 44				
			291 H	Col. of Charleston	54 66	66 A	Old Dominion	69 83				

Non-Div I Games:

William & Mary

Loss, Non-Conf, S Site, H Home A Away N Neutral

Average RPI Win:	292	WON-LOST	WINNING	LAST 10	STRENGTH OF	OPP. STRENGTH	TEAM	ADJ.	CONF.	ADJ CONF.
Average RPI Loss:	200	RECORD	PCT. RANK	GAMES	SCHEDULE	OF SCHEDULE	RPI	RPI	RPI	RPI
DIV. I ONLY	9- 11	204	0- 1	331	330	271	271	28	28	
DIV. I NON-CONF.	4- 6	212	0- 0	326	324	281	281	29	29	
TOTALS	RPI 1-25	RPI 26-50	W-L RECORDS	RPI 51-100	RPI 101-150	RPI 150+				
9- 11	0- 0	0- 1	OVERALL	0- 0	0- 3	9- 7				
5- 3	0- 0	0- 0	HOME	0- 0	0- 0	5- 3				
4- 8	0- 0	0- 1	AWAY	0- 0	0- 3	4- 4				
0- 0	0- 0	0- 0	NEUTRAL	0- 0	0- 0	0- 0				
4- 6	0- 0	0- 1	NON-CONFERENCE	0- 0	0- 1	4- 4				
2- 1	0- 0	0- 0	HOME	0- 0	0- 0	2- 1				
2- 5	0- 0	0- 1	AWAY	0- 0	0- 1	2- 3				
0- 0	0- 0	0- 0	NEUTRAL	0- 0	0- 0	0- 0				
5- 5	0- 0	0- 0	CONFERENCE	0- 0	0- 2	5- 3				
3- 2	0- 0	0- 0	HOME	0- 0	0- 0	3- 2				
2- 3	0- 0	0- 0	AWAY	0- 0	0- 2	2- 1				
0- 0	0- 0	0- 0	NEUTRAL	0- 0	0- 0	0- 0				

RPI S	Opponent	Score	RPI S	Opponent	Score	RPI S	Opponent	Score	RPI S	Opponent	Score	Team's RPI: 271
			41 A	James Madison	39 56				107 A	Georgia	39 85	
									117 A	Radford	49 70	
									128 A	High Point	54 56	
									181 A	Wisconsin	41 76	
									189 H	Hampton	63 84	
									196 A	UNC Asheville	36 70	
									197 H	Elon	58 57	
									254 A	Campbell	59 46	
									258 A	Gardner-Webb	64 62	
									278 A	Ga. Southern	55 64	
									290 A	Wofford	53 70	
									291 A	Col. of Charleston	71 64	
									292 A	South Carolina St.	58 50	
									316 H	Charleston So.	57 52	
									335 H	Presbyterian	55 52	
									336 H	Western Caro.	57 65	
									337 H	USC Upstate	50 76	
									342 H	Longwood	77 69	
									343 H	N.C. Central	66 41	
LAST 12 Division I GAMES:												
196 A	UNC Asheville	36 70	117 A	Radford	49 70							
128 A	High Point	54 56	337 H	USC Upstate	50 76							
335 H	Presbyterian	55 52	316 H	Charleston So.	57 52							
189 H	Hampton	63 84	342 H	Longwood	77 69							
258 A	Gardner-Webb	64 62	336 H	Western Caro.	57 65							
254 A	Campbell	59 46	278 A	Ga. Southern	55 64							

Non-Div I Games: Newberry

63 67

Winthrop

Average RPI Win:	216	WON-LOST	WINNING	LAST 10	STRENGTH OF	OPP. STRENGTH	TEAM	ADJ.	CONF.	ADJ CONF.
Average RPI Loss:	76	RECORD	PCT. RANK	GAMES	SCHEDULE	OF SCHEDULE	RPI	RPI	RPI	RPI
DIV. I ONLY	11- 12	177	0- 1	149	79	181	181	4	4	
DIV. I NON-CONF.	9- 3	61	0- 0	305	203	169	169	6	6	
TOTALS	RPI 1-25	RPI 26-50	W-L RECORDS	RPI 51-100	RPI 101-150	RPI 150+				
11- 12	0- 2	1- 1	OVERALL	0- 5	3- 4	7- 0				
8- 5	0- 0	1- 1	HOME	0- 2	2- 2	5- 0				
1- 6	0- 2	0- 0	AWAY	0- 2	0- 2	1- 0				
2- 1	0- 0	0- 0	NEUTRAL	0- 1	1- 0	1- 0				
9- 3	0- 0	0- 0	NON-CONFERENCE	0- 3	2- 0	7- 0				
6- 1	0- 0	0- 0	HOME	0- 1	1- 0	5- 0				
1- 1	0- 0	0- 0	AWAY	0- 1	0- 0	1- 0				
2- 1	0- 0	0- 0	NEUTRAL	0- 1	1- 0	1- 0				
2- 9	0- 2	1- 1	CONFERENCE	0- 2	1- 4	0- 0				
2- 4	0- 0	1- 1	HOME	0- 1	1- 2	0- 0				
0- 5	0- 2	0- 0	AWAY	0- 1	0- 2	0- 0				
0- 0	0- 0	0- 0	NEUTRAL	0- 0	0- 0	0- 0				

RPI	S	Opponent	Score	RPI	S	Opponent	Score	RPI	S	Opponent	Score	RPI	S	Opponent	Score	Team's RPI: 181
13	A	Iowa	53 71	39	H	Indiana	68 75	60	H	Michigan	70 76	102	H	Nebraska	70 69	
21	A	Maryland	57 75	43	H	Purdue	76 69	71	A	Green Bay	46 55	115	A	Minnesota	56 74	
								73	H	Duke	53 60	115	H	Minnesota	50 78	
								74	N	Arkansas	68 69	123	N	Pittsburgh	57 42	
								88	A	Northwestern	46 72	124	A	Penn St.	64 71	
												124	H	Penn St.	59 65	
												134	H	IUPUI	65 64	
												190	A	Milwaukee	68 57	
												231	H	Marshall	67 49	
												271	H	Winthrop	76 41	
												293	N	Tennessee St.	58 53	
												309	H	North Dakota St.	64 53	
												338	H	Evansville	96 60	
												346	H	Chicago St.	85 38	
LAST 12 Division I GAMES:																
60	H	Michigan	70 76	39	H	Indiana	68 75									
21	A	Maryland	57 75	13	A	Iowa	53 71									
102	H	Nebraska	70 69	124	A	Penn St.	64 71									
124	H	Penn St.	59 65	43	H	Purdue	76 69									
88	A	Northwestern	46 72	115	A	Minnesota	56 74									
115	H	Minnesota	50 78	338	H	Evansville	96 60									

Non-Div I Games:

Wisconsin

■ Loss,
 ■ Non-Conf,
 ■ S Site,
 ■ H Home
 ■ A Away
 N Neutral

Average RPI Win: 293	WON-LOST	WINNING	LAST 10	STRENGTH OF	OPP. STRENGTH	TEAM	ADJ.	CONF.	ADJ CONF.
Average RPI Loss: 196	RECORD	PCT. RANK	GAMES	SCHEDULE	OF SCHEDULE	RPI	RPI	RPI	RPI
DIV. I ONLY	8- 12	231	0- 1	343	251	290	290	26	26
DIV. I NON-CONF.	5- 7	206	0- 0	318	265	259	259	25	25
TOTALS	RPI 1-25	RPI 26-50	W-L RECORDS	RPI 51-100	RPI 101-150	RPI 150+			
8- 12	0- 0	0- 2	OVERALL	0- 0	0- 2	8- 8			
6- 1	0- 0	0- 0	HOME	0- 0	0- 0	6- 1			
2- 11	0- 0	0- 2	AWAY	0- 0	0- 2	2- 7			
0- 0	0- 0	0- 0	NEUTRAL	0- 0	0- 0	0- 0			
5- 7	0- 0	0- 2	NON-CONFERENCE	0- 0	0- 1	5- 4			
3- 0	0- 0	0- 0	HOME	0- 0	0- 0	3- 0			
2- 7	0- 0	0- 2	AWAY	0- 0	0- 1	2- 4			
0- 0	0- 0	0- 0	NEUTRAL	0- 0	0- 0	0- 0			
3- 5	0- 0	0- 0	CONFERENCE	0- 0	0- 1	3- 4			
3- 1	0- 0	0- 0	HOME	0- 0	0- 0	3- 1			
0- 4	0- 0	0- 0	AWAY	0- 0	0- 1	0- 3			
0- 0	0- 0	0- 0	NEUTRAL	0- 0	0- 0	0- 0			

RPI 1-25				RPI 26-50				RPI 51-100				RPI 101+				Team's RPI: 290	
RPI	S	Opponent	Score	RPI	S	Opponent	Score	RPI	S	Opponent	Score	RPI	S	Opponent	Score		
				42	A	Georgia Tech	40 81					129	A	Chattanooga	82 89		
				48	A	Clemson	77 85					138	A	Appalachian St.	70 94		
												158	H	Mercer	79 81		
												164	A	Charlotte	63 85		
												196	A	UNC Asheville	46 60		
												244	A	Furman	50 63		
												248	A	ETSU	79 92		
												258	H	Gardner-Webb	59 53		
												261	H	Samford	71 62		
												271	H	Winthrop	70 53		
												278	A	Ga. Southern	81 65		
												291	H	Col. of Charleston	78 58		
												307	A	UNC Greensboro	61 77		
												307	H	UNC Greensboro	93 66		
												335	A	Presbyterian	50 61		
												336	H	Western Caro.	91 65		
												342	A	Longwood	101 72		
												343	A	N.C. Central	59 66		
LAST 12 Division I GAMES:																	
				307	A	UNC Greensboro	61 77			307	H	UNC Greensboro	93 66				
				261	H	Samford	71 62			336	H	Western Caro.	91 65				
				158	H	Mercer	79 81			42	A	Georgia Tech	40 81				
				244	A	Furman	50 63			138	A	Appalachian St.	70 94				
				248	A	ETSU	79 92			343	A	N.C. Central	59 66				
				129	A	Chattanooga	82 89			342	A	Longwood	101 72				

Non-Div I Games: Warren Wilson 107 30 Southern Wesleyan 110 47 Brevard 106 52

Wofford

Average RPI Win:	217	WON-LOST	WINNING	LAST 10	STRENGTH OF	OPP. STRENGTH	TEAM	ADJ.	CONF.	ADJ CONF.
Average RPI Loss:	131	RECORD	PCT. RANK	GAMES	SCHEDULE	OF SCHEDULE	RPI	RPI	RPI	RPI
DIV. I ONLY	17- 5	37	1- 0	213	206	84	84	20	20	
DIV. I NON-CONF.	7- 4	109	0- 0	106	199	69	69	17	17	
TOTALS	RPI 1-25	RPI 26-50	W-L RECORDS	RPI 51-100	RPI 101-150	RPI 150+				
17- 5	0- 1	0- 0	OVERALL	3- 1	2- 1	12- 2				
7- 1	0- 0	0- 0	HOME	2- 1	1- 0	4- 0				
6- 4	0- 1	0- 0	AWAY	0- 0	1- 1	5- 2				
4- 0	0- 0	0- 0	NEUTRAL	1- 0	0- 0	3- 0				
7- 4	0- 1	0- 0	NON-CONFERENCE	2- 1	0- 0	5- 2				
1- 1	0- 0	0- 0	HOME	1- 1	0- 0	0- 0				
2- 3	0- 1	0- 0	AWAY	0- 0	0- 0	2- 2				
4- 0	0- 0	0- 0	NEUTRAL	1- 0	0- 0	3- 0				
10- 1	0- 0	0- 0	CONFERENCE	1- 0	2- 1	7- 0				
6- 0	0- 0	0- 0	HOME	1- 0	1- 0	4- 0				
4- 1	0- 0	0- 0	AWAY	0- 0	1- 1	3- 0				
0- 0	0- 0	0- 0	NEUTRAL	0- 0	0- 0	0- 0				

RPI 1-25				RPI 26-50				RPI 51-100 Team's RPI: 84				RPI 101+			
RPI	S	Opponent	Score	RPI	S	Opponent	Score	RPI	S	Opponent	Score	RPI	S	Opponent	Score
23	A	Michigan St.	68 84					64	H	Belmont	63 79	127	A	Youngstown St.	68 83
								71	H	Green Bay	85 67	134	A	IUPUI	78 75
								82	H	Kent St.	61 55	134	H	IUPUI	66 59
								86	N	Drexel	71 63	151	N	Marist	76 60
												164	A	Charlotte	85 88
												190	H	Milwaukee	61 57
												209	N	Stetson	57 44
												211	A	UNLV	68 52
												252	N	Hofstra	93 64
												274	A	Cleveland St.	70 65
												275	A	CSU Bakersfield	74 76
												281	A	Northern Ky.	61 55
												306	H	Oakland	69 58
												317	A	Manhattan	60 44
												330	H	Detroit Mercy	78 59
												331	A	UIC	79 46
												331	H	UIC	72 47
LAST 12 Division I GAMES:															
134	H	IUPUI	66 59	281	A	Northern Ky.	61 55								
331	H	UIC	72 47	190	H	Milwaukee	61 57								
330	H	Detroit Mercy	78 59	71	H	Green Bay	85 67								
306	H	Oakland	69 58	331	A	UIC	79 46								
274	A	Cleveland St.	70 65	134	A	IUPUI	78 75								
127	A	Youngstown St.	68 83	164	A	Charlotte	85 88								

Non-Div I Games: Kentucky St. 83 53

Wright St.

Wyoming

Through Games Of Feb. 6, 2019

Average RPI Win:	163	WON-LOST	WINNING	LAST 10	STRENGTH OF	OPP. STRENGTH	TEAM	ADJ.	CONF.	ADJ CONF.
Average RPI Loss:	87	RECORD	PCT. RANK	GAMES	SCHEDULE	OF SCHEDULE	RPI	RPI	RPI	RPI
DIV. I ONLY	11- 5	78	1- 0	61	120	50	50	15	15	
DIV. I NON-CONF.	5- 2	82	0- 0	38	37	22	22	13	13	
TOTALS	RPI 1-25	RPI 26-50	W-L RECORDS	RPI 51-100	RPI 101-150	RPI 150+				
11- 5	0- 0	1- 1	OVERALL	2- 3	2- 0	6- 1				
8- 1	0- 0	1- 1	HOME	2- 0	1- 0	4- 0				
2- 4	0- 0	0- 0	AWAY	0- 3	1- 0	1- 1				
1- 0	0- 0	0- 0	NEUTRAL	0- 0	0- 0	1- 0				
5- 2	0- 0	1- 0	NON-CONFERENCE	1- 2	1- 0	2- 0				
4- 0	0- 0	1- 0	HOME	1- 0	1- 0	1- 0				
0- 2	0- 0	0- 0	AWAY	0- 2	0- 0	0- 0				
1- 0	0- 0	0- 0	NEUTRAL	0- 0	0- 0	1- 0				
6- 3	0- 0	0- 1	CONFERENCE	1- 1	1- 0	4- 1				
4- 1	0- 0	0- 1	HOME	1- 0	0- 0	3- 0				
2- 2	0- 0	0- 0	AWAY	0- 1	1- 0	1- 1				
0- 0	0- 0	0- 0	NEUTRAL	0- 0	0- 0	0- 0				

RPI 1-25				RPI 26-50				Team's RPI: 50				RPI 51-100				RPI 101+			
RPI	S	Opponent	Score	RPI	S	Opponent	Score	RPI	S	Opponent	Score	RPI	S	Opponent	Score	RPI	S	Opponent	Score
				28	H	South Dakota St.	77 70					51	A	Saint Mary's (CA)	84 90	121	A	Fresno St.	63 56
				49	H	New Mexico	75 78					58	A	Boise St.	64 72	140	H	Montana St.	66 58
												58	H	Boise St.	64 52	170	H	Denver	78 74
												78	A	Pacific	64 70	177	N	North Texas	53 49
												94	H	Idaho	64 61	201	A	Utah St.	42 50
																211	H	UNLV	90 62
																216	H	San Diego St.	87 45
																249	H	Air Force	80 60
																327	A	San Jose St.	70 56
LAST 12 Division I GAMES:																			
				249	H	Air Force	80 60					216	H	San Diego St.	87 45				
				121	A	Fresno St.	63 56					211	H	UNLV	90 62				
				58	H	Boise St.	64 52					58	A	Boise St.	64 72				
				327	A	San Jose St.	70 56					28	H	South Dakota St.	77 70				
				49	H	New Mexico	75 78					94	H	Idaho	64 61				
				201	A	Utah St.	42 50					170	H	Denver	78 74				

Non-Div I Games: Chadron St. 80 33 UC-Colo. Springs 98 37

Wyoming

Loss, Non-Conf, S Site, H Home A Away N Neutral

Average RPI Win:	216	WON-LOST	WINNING	LAST 10	STRENGTH OF	OPP. STRENGTH	TEAM	ADJ.	CONF.	ADJ CONF.
Average RPI Loss:	80	RECORD	PCT. RANK	GAMES	SCHEDULE	OF SCHEDULE	RPI	RPI	RPI	RPI
DIV. I ONLY	11- 11	159	0- 1	125	99	169	169	6	6	
DIV. I NON-CONF.	9- 2	43	0- 0	274	298	132	132	4	4	
TOTALS	RPI 1-25	RPI 26-50	W-L RECORDS	RPI 51-100	RPI 101-150	RPI 150+				
11- 11	0- 1	0- 3	OVERALL	1- 3	4- 4	6- 0				
9- 5	0- 1	0- 2	HOME	0- 0	3- 2	6- 0				
2- 6	0- 0	0- 1	AWAY	1- 3	1- 2	0- 0				
0- 0	0- 0	0- 0	NEUTRAL	0- 0	0- 0	0- 0				
9- 2	0- 0	0- 0	NON-CONFERENCE	1- 1	2- 1	6- 0				
8- 1	0- 0	0- 0	HOME	0- 0	2- 1	6- 0				
1- 1	0- 0	0- 0	AWAY	1- 1	0- 0	0- 0				
0- 0	0- 0	0- 0	NEUTRAL	0- 0	0- 0	0- 0				
2- 9	0- 1	0- 3	CONFERENCE	0- 2	2- 3	0- 0				
1- 4	0- 1	0- 2	HOME	0- 0	1- 1	0- 0				
1- 5	0- 0	0- 1	AWAY	0- 2	1- 2	0- 0				
0- 0	0- 0	0- 0	NEUTRAL	0- 0	0- 0	0- 0				

RPI	S	Opponent	Score	RPI	S	Opponent	Score	RPI	S	Opponent	Score	RPI	S	Opponent	Score	Team's RPI: 169
8	H	Marquette	44 90	36	H	DePaul	71 73	87	A	Cincinnati	61 79	102	A	Providence	58 71	
				38	A	Villanova	71 75	92	A	Georgetown	61 68	105	A	Seton Hall	80 76	
				46	H	Butler	41 63	96	A	Wake Forest	62 50	105	H	Seton Hall	63 62	
								100	A	Creighton	62 66	115	H	Minnesota	53 78	
												126	A	St. John's (NY)	41 70	
												126	H	St. John's (NY)	57 76	
												141	H	Tennessee Tech	70 60	
												147	H	North Ala.	94 81	
												228	H	Bowling Green	65 49	
												229	H	Alabama St.	87 58	
												314	H	New Orleans	61 45	
												318	H	Fairfield	48 35	
												346	H	Chicago St.	91 57	
												347	H	Delaware St.	80 59	
LAST 12 Division I GAMES:																
126	A	St. John's (NY)	41 70	46	H	Butler	41 63									
105	A	Seton Hall	80 76	105	H	Seton Hall	63 62									
36	H	DePaul	71 73	126	H	St. John's (NY)	57 76									
8	H	Marquette	44 90	38	A	Villanova	71 75									
102	A	Providence	58 71	92	A	Georgetown	61 68									
100	A	Creighton	62 66	314	H	New Orleans	61 45									

Non-Div I Games:

Xavier

■ Loss,
■ Non-Conf,
■ S Site,
■ H Home
■ A Away
N Neutral

YY

Yale

Page 350

Average RPI Win:	238	WON-LOST	WINNING	LAST 10	STRENGTH OF	OPP. STRENGTH	TEAM	ADJ.	CONF.	ADJ CONF.
Average RPI Loss:	96	RECORD	PCT. RANK	GAMES	SCHEDULE	OF SCHEDULE	RPI	RPI	RPI	RPI
DIV. I ONLY	15- 5	54	1- 0	275	204	127	127	20	20	
DIV. I NON-CONF.	6- 3	91	0- 0	82	214	67	67	17	17	
TOTALS	RPI 1-25	RPI 26-50	W-L RECORDS	RPI 51-100	RPI 101-150	RPI 150+				
15- 5	0- 0	0- 1	OVERALL	1- 3	3- 0	11- 1				
11- 1	0- 0	0- 0	HOME	1- 1	2- 0	8- 0				
4- 4	0- 0	0- 1	AWAY	0- 2	1- 0	3- 1				
0- 0	0- 0	0- 0	NEUTRAL	0- 0	0- 0	0- 0				
6- 3	0- 0	0- 1	NON-CONFERENCE	0- 2	2- 0	4- 0				
4- 1	0- 0	0- 0	HOME	0- 1	1- 0	3- 0				
2- 2	0- 0	0- 1	AWAY	0- 1	1- 0	1- 0				
0- 0	0- 0	0- 0	NEUTRAL	0- 0	0- 0	0- 0				
9- 2	0- 0	0- 0	CONFERENCE	1- 1	1- 0	7- 1				
7- 0	0- 0	0- 0	HOME	1- 0	1- 0	5- 0				
2- 2	0- 0	0- 0	AWAY	0- 1	0- 0	2- 1				
0- 0	0- 0	0- 0	NEUTRAL	0- 0	0- 0	0- 0				

RPI S	Opponent	Score	RPI S	Opponent	Score	RPI S	Opponent	Score	RPI S	Opponent	Score	Team's RPI: 127
			47	A Bucknell	68 73	71	A Green Bay	42 60	123	A Pittsburgh	64 55	
						82	A Kent St.	34 62	134	H IUPUI	70 52	
						84	H Wright St.	83 68	142	H Akron	72 61	
						89	H Yale	56 58	190	A Milwaukee	68 71	
									205	H Saint Francis (PA)	80 56	
									214	H Robert Morris	69 59	
									232	H Loyola Chicago	74 63	
									274	H Cleveland St.	73 55	
									277	A Canisius	62 36	
									281	H Northern Ky.	77 66	
									306	A Oakland	69 55	
									306	H Oakland	76 61	
									330	A Detroit Mercy	85 59	
									330	H Detroit Mercy	91 45	
									331	H UIC	81 29	
LAST 12 Division I GAMES:												
			330	H Detroit Mercy	91 45	190	A Milwaukee	68 71				
			306	H Oakland	76 61	134	H IUPUI	70 52				
			274	H Cleveland St.	73 55	331	H UIC	81 29				
			281	H Northern Ky.	77 66	306	A Oakland	69 55				
			84	H Wright St.	83 68	330	A Detroit Mercy	85 59				
			71	A Green Bay	42 60	47	A Bucknell	68 73				

Non-Div I Games: Thiel 76 53 Carlow 90 31

Youngstown St.

Loss, Non-Conf, S Site, H Home A Away N Neutral