

Average RPI Win:

305

WON-LOST

WINNING

LAST 10

STRENGTH OF

OPP. STRENGTH

TEAM

ADJ.

CONF.

ADJ CONF.

Average RPI Loss:

179

RECORD

PCT. RANK

GAMES

SCHEDULE

OF SCHEDULE

RPI

RPI

RPI

RPI

DIV. I ONLY

9- 8

154

6- 4

332

340

257

257

25

25

DIV. I NON-CONF.

3- 4

209

0- 1

245

349

248

248

25

25

TOTALS

RPI 1-25

RPI 26-50

W-L RECORDS

RPI 51-100

RPI 101-999

RPI 201+

9- 8

0- 0

0- 0

OVERALL

0- 0

9- 8

9- 4

4- 3

0- 0

0- 0

HOME

0- 0

4- 3

4- 0

3- 5

0- 0

0- 0

AWAY

0- 0

3- 1

3- 1

2- 0

0- 0

0- 0

NEUTRAL

0- 0

2- 0

2- 0

3- 4

0- 0

0- 0

NON-CONFERENCE

0- 0

3- 4

3- 2

1- 1

0- 0

0- 0

HOME

0- 0

1- 1

1- 0

0- 3

0- 0

0- 0

AWAY

0- 0

0- 3

0- 2

2- 0

0- 0

0- 0

NEUTRAL

0- 0

2- 0

2- 0

6- 4

0- 0

0- 0

CONFERENCE

0- 0

6- 4

6- 2

3- 2

0- 0

0- 0

HOME

0- 0

3- 2

3- 0

3- 2

0- 0

0- 0

AWAY

0- 0

3- 2

3- 2

0- 0

0- 0

0- 0

NEUTRAL

0- 0

0- 0

0- 0

RPI 1-25

RPI 26-50

RPI 51-100

RPI 101+

Team's RPI: 257

RPI S Opponent Score

RPI S Opponent Score

RPI S Opponent Score

RPI S Opponent Score

104 H Lamar University 31 70

107 H Rice 56 67

120 H Central Ark. 50 58

122 A UTEP 49 69

202 A Abilene Christian 59 61

223 A New Orleans 49 66

235 A New Mexico St. 61 70

258 H Nicholls St. 76 55

262 N Prairie View 72 62

284 H Southeastern La. 56 52

302 A Incarnate Word 62 58

322 A UTRGV 53 56

322 H UTRGV 71 41

323 H Houston Baptist 50 49

325 A Northwestern St. 62 56

330 A Sam Houston St. 67 57

343 N Florida A&amp;M 58 55

LAST 12 Division I GAMES:

302 A Incarnate Word 62 58 330 A Sam Houston St. 67 57

284 H Southeastern La. 56 52 325 A Northwestern St. 62 56

323 H Houston Baptist 50 49 104 H Lamar University 31 70

202 A Abilene Christian 59 61 120 H Central Ark. 50 58

258 H Nicholls St. 76 55 107 H Rice 56 67

223 A New Orleans 49 66 322 H UTRGV 71 41

Non-Div I Games:

Tex. A&amp;M Int'l

53 34

St. Thomas Houston 72 42

McMurry

62 43

Texas Lutheran 87 56

A&amp;M-Corpus Christi

Loss, Non-Conf, S Site, H Home A Away N Neutral

Average RPI Win:	282	WON-LOST	WINNING	LAST 10	STRENGTH OF	OPP. STRENGTH	TEAM	ADJ.	CONF.	ADJ CONF.
Average RPI Loss:	122	RECORD	PCT. RANK	GAMES	SCHEDULE	OF SCHEDULE	RPI	RPI	RPI	RPI

DIV. I ONLY	10- 7	123	7- 3	296	270	202	202	25	25
DIV. I NON-CONF.	2- 4	239	1- 0	158	147	234	234	25	25
-----									
TOTALS	RPI 1-25	RPI 26-50	W-L RECORDS	RPI 51-100	RPI 101-999	RPI 201+			
10- 7	0- 0	0- 1	OVERALL	0- 1	10- 5	9- 1			
7- 1	0- 0	0- 1	HOME	0- 0	7- 0	6- 0			
2- 5	0- 0	0- 0	AWAY	0- 1	2- 4	2- 1			
1- 1	0- 0	0- 0	NEUTRAL	0- 0	1- 1	1- 0			
2- 4	0- 0	0- 1	NON-CONFERENCE	0- 1	2- 2	1- 1			
1- 1	0- 0	0- 1	HOME	0- 0	1- 0	0- 0			
0- 2	0- 0	0- 0	AWAY	0- 1	0- 1	0- 1			
1- 1	0- 0	0- 0	NEUTRAL	0- 0	1- 1	1- 0			
8- 3	0- 0	0- 0	CONFERENCE	0- 0	8- 3	8- 0			
6- 0	0- 0	0- 0	HOME	0- 0	6- 0	6- 0			
2- 3	0- 0	0- 0	AWAY	0- 0	2- 3	2- 0			
0- 0	0- 0	0- 0	NEUTRAL	0- 0	0- 0	0- 0			

RPI 1-25	RPI 26-50	RPI 51-100	RPI 101+	Team's RPI: 202
RPI S Opponent Score	RPI S Opponent Score	RPI S Opponent Score	RPI S Opponent Score	
	39 H FGCU 55 94	87 A Arkansas 65 79	104 A Lamar University 71 77	
			120 A Central Ark. 45 63	
			126 A SFA 55 66	
			162 H Idaho 82 72	
			162 N Radford 65 71	
			214 A SMU 44 65	
			223 H New Orleans 80 70	
			257 H A&M-Corpus Christi 61 59	
			272 A McNeese 80 75	
			284 H Southeastern La. 86 80	
			311 N Old Dominion 74 60	
			323 H Houston Baptist 80 68	
			325 H Northwestern St. 80 41	
			330 A Sam Houston St. 75 72	
			330 H Sam Houston St. 83 65	
LAST 12 Division I GAMES:				
330 A Sam Houston St. 75 72	323 H Houston Baptist 80 68			
104 A Lamar University 71 77	284 H Southeastern La. 86 80			
257 H A&M-Corpus Christi 61 59	272 A McNeese 80 75			
120 A Central Ark. 45 63	330 H Sam Houston St. 83 65			
126 A SFA 55 66	223 H New Orleans 80 70			
325 H Northwestern St. 80 41	311 N Old Dominion 74 60			

Non-Div I Games: Schreiner 97 48 Southwest (NM) 91 47 Howard Payne 88 46 Midwestern St. 88 67 Abilene Christian

Average RPI Win:	271	WON-LOST	WINNING	LAST 10	STRENGTH OF	OPP. STRENGTH	TEAM	ADJ.	CONF.	ADJ CONF.
Average RPI Loss:	160	RECORD	PCT. RANK	GAMES	SCHEDULE	OF SCHEDULE	RPI	RPI	RPI	RPI
DIV. I ONLY	2- 18	333	2- 8	130	198	313	313	16	16	
DIV. I NON-CONF.	0- 10	337	0- 2	94	272	309	309	14	14	
-----										
TOTALS	RPI 1-25	RPI 26-50	W-L RECORDS	RPI 51-100	RPI 101-999	RPI 201+				
2- 18	0- 1	0- 0	OVERALL	0- 3	2- 14	2- 3				
2- 9	0- 1	0- 0	HOME	0- 1	2- 7	2- 1				
0- 9	0- 0	0- 0	AWAY	0- 2	0- 7	0- 2				
0- 0	0- 0	0- 0	NEUTRAL	0- 0	0- 0	0- 0				
0- 10	0- 1	0- 0	NON-CONFERENCE	0- 1	0- 8	0- 2				
0- 5	0- 1	0- 0	HOME	0- 0	0- 4	0- 0				
0- 5	0- 0	0- 0	AWAY	0- 1	0- 4	0- 2				
0- 0	0- 0	0- 0	NEUTRAL	0- 0	0- 0	0- 0				
2- 8	0- 0	0- 0	CONFERENCE	0- 2	2- 6	2- 1				
2- 4	0- 0	0- 0	HOME	0- 1	2- 3	2- 1				
0- 4	0- 0	0- 0	AWAY	0- 1	0- 3	0- 0				
0- 0	0- 0	0- 0	NEUTRAL	0- 0	0- 0	0- 0				

RPI 1-25				RPI 26-50				RPI 51-100				RPI 101+				Team's RPI: 313
RPI	S	Opponent	Score	RPI	S	Opponent	Score	RPI	S	Opponent	Score	RPI	S	Opponent	Score	
4	H	Louisville	50 62					80	H	New Mexico	59 88	112	H	Colorado St.	39 40	
								84	A	Navy	64 71	132	H	Colorado	43 68	
								100	A	UNLV	57 69	133	A	SIUE	40 76	
												140	A	Weber St.	52 62	
												147	A	Fresno St.	48 64	
												147	H	Fresno St.	58 64	
												182	H	Army West Point	59 65	
												190	A	Nevada	60 70	
												193	A	Boise St.	46 49	
												195	H	Eastern Wash.	63 65	
												196	H	Denver	54 75	
												249	H	San Jose St.	74 75	
												250	H	San Diego St.	61 51	
												291	H	Utah St.	57 50	
												292	A	FIU	69 70	
												308	A	Utah Valley	56 59	
-----																
LAST 12 Division I GAMES:																
250	H	San Diego St.	61 51	100	A	UNLV	57 69									
147	A	Fresno St.	48 64	190	A	Nevada	60 70									
193	A	Boise St.	46 49	147	H	Fresno St.	58 64									
291	H	Utah St.	57 50	80	H	New Mexico	59 88									
112	H	Colorado St.	39 40	4	H	Louisville	50 62									
249	H	San Jose St.	74 75	132	H	Colorado	43 68									

Non-Div I Games: Colo. Christian 66 68

Air Force

Loss, 
Non-Conf, 
S Site, 
H Home
A Away 
N Neutral

Average RPI	Win:	239	WON-LOST	WINNING	LAST 10	STRENGTH OF	OPP. STRENGTH	TEAM	ADJ.	CONF.	ADJ CONF.
Average RPI	Loss:	72	RECORD	PCT. RANK	GAMES	SCHEDULE	OF SCHEDULE	RPI	RPI	RPI	RPI
DIV. I ONLY		6- 15	283	1- 9	40	106	218	218	7	7	
DIV. I NON-CONF.		5- 5	170	0- 1	106	235	183	183	8	8	
-----											
TOTALS	RPI 1-25		RPI 26-50		W-L RECORDS	RPI 51-100	RPI 101-999		RPI 201+		
6- 15	0- 2		0- 5		OVERALL	0- 4	6- 4		4- 0		
5- 7	0- 2		0- 3		HOME	0- 0	5- 2		4- 0		
0- 7	0- 0		0- 2		AWAY	0- 3	0- 2		0- 0		
1- 1	0- 0		0- 0		NEUTRAL	0- 1	1- 0		0- 0		
5- 5	0- 1		0- 2		NON-CONFERENCE	0- 1	5- 1		4- 0		
4- 2	0- 1		0- 1		HOME	0- 0	4- 0		4- 0		
0- 2	0- 0		0- 1		AWAY	0- 0	0- 1		0- 0		
1- 1	0- 0		0- 0		NEUTRAL	0- 1	1- 0		0- 0		
1- 10	0- 1		0- 3		CONFERENCE	0- 3	1- 3		0- 0		
1- 5	0- 1		0- 2		HOME	0- 0	1- 2		0- 0		
0- 5	0- 0		0- 1		AWAY	0- 3	0- 1		0- 0		
0- 0	0- 0		0- 0		NEUTRAL	0- 0	0- 0		0- 0		

RPI 1-25				RPI 26-50				RPI 51-100				RPI 101+ Team's RPI: 218			
RPI	S	Opponent	Score	RPI	S	Opponent	Score	RPI	S	Opponent	Score	RPI	S	Opponent	Score
18	H	Maryland	54 75	29	H	Central Mi ch.	86 95	61	A	Toledo	54 60	109	A	Western Mi ch.	60 76
22	H	Buffalo	66 89	39	H	FGCU	63 82	72	N	Harvard	63 76	109	H	Western Mi ch.	51 59
				40	A	Ball St.	65 97	75	A	Ohio	67 70	133	N	SIUE	59 58
				40	H	Ball St.	61 74	95	A	Miami (OH)	67 75	136	A	Bucknell	52 63
				49	A	Duquesne	60 66					138	H	Kent St.	75 60
												181	H	Bowling Green	64 66
												225	H	Youngstown St.	75 58
												284	H	Southeastern La.	66 54
												312	H	Eastern Ky.	62 45
												339	H	Winthrop	69 43
-----															
LAST 12 Division I GAMES:															
109	A	Western Mi ch.	60 76	181	H	Bowling Green	64 66								
40	A	Ball St.	65 97	40	H	Ball St.	61 74								
138	H	Kent St.	75 60	75	A	Ohio	67 70								
109	H	Western Mi ch.	51 59	61	A	Toledo	54 60								
29	H	Central Mi ch.	86 95	22	H	Buffalo	66 89								
95	A	Miami (OH)	67 75	72	N	Harvard	63 76								

Non-Div I Games: Ohio Christian 93 33

Akron

Loss, 
Non-Conf, S Site, 
H Home
A Away 
N Neutral

Average RPI Win: 194

Average RPI Loss: 53

WON-LOST  
RECORDWINNING  
PCT. RANKLAST 10  
GAMESSTRENGTH OF  
SCHEDULEOPP. STRENGTH  
OF SCHEDULETEAM  
RPIADJ.  
RPICONF.  
RPIADJ CONF.  
RPIDIV. I ONLY  
DIV. I NON-CONF.14- 9  
10- 3115  
514- 6  
2- 097  
19182  
27999  
8699  
862  
22  
2

TOTALS

RPI 1-25

RPI 26-50

W-L RECORDS

RPI 51-100

RPI 101-999

RPI 201+

14- 9

1- 4

0- 0

OVERALL

2- 3

11- 2

7- 0

10- 3

1- 2

0- 0

HOME

1- 1

8- 0

5- 0

4- 4

0- 1

0- 0

AWAY

1- 1

3- 2

2- 0

0- 2

0- 1

0- 0

NEUTRAL

0- 1

0- 0

0- 0

10- 3

0- 1

0- 0

NON-CONFERENCE

1- 2

9- 0

7- 0

8- 0

0- 0

0- 0

HOME

1- 0

7- 0

5- 0

2- 1

0- 0

0- 0

AWAY

0- 1

2- 0

2- 0

0- 2

0- 1

0- 0

NEUTRAL

0- 1

0- 0

0- 0

4- 6

1- 3

0- 0

CONFERENCE

1- 1

2- 2

0- 0

2- 3

1- 2

0- 0

HOME

0- 1

1- 0

0- 0

2- 3

0- 1

0- 0

AWAY

1- 0

1- 2

0- 0

0- 0

0- 0

0- 0

NEUTRAL

0- 0

0- 0

0- 0

RPI 1-25

RPI 26-50

RPI 51-100 Team's RPI: 99

RPI 101+

RPI	S	Opponent	Score
3	A	Mississippi St.	61 75
15	H	Texas A&M	54 73
17	H	Missouri	56 62
19	N	NC State	49 68
25	H	LSU	65 51

RPI	S	Opponent	Score
-----	---	----------	-------

RPI	S	Opponent	Score
54	A	TCU	67 88
67	N	Elon	55 60
85	H	Utah	65 60
87	A	Arkansas	83 76
87	H	Arkansas	66 74

RPI	S	Opponent	Score
105	A	Auburn	60 69
108	A	Kentucky	54 79
110	H	Jacksonville	75 60
116	H	Missouri St.	65 61
123	H	Vanderbilt	77 75
173	A	Florida	63 54
214	H	SMU	59 44
244	H	Grambling	73 49
260	A	Lipscomb	73 51
306	H	Alabama A&M	90 32
307	H	Murray St.	68 47
320	A	Ga. Southern	84 36
343	H	Florida A&M	91 55

LAST 12 Division I GAMES:

87	H	Arkansas	66 74	25	H	LSU	65 51
105	A	Auburn	60 69	87	A	Arkansas	83 76
108	A	Kentucky	54 79	173	A	Florida	63 54
123	H	Vanderbilt	77 75	17	H	Missouri	56 62
15	H	Texas A&M	54 73	343	H	Florida A&M	91 55
3	A	Mississippi St.	61 75	307	H	Murray St.	68 47

Non-Div I Games:

Alabama

Loss, 
 Non-Conf, S Site, 
 H Home
A Away 
 N Neutral

Alabama A&M				STRENGTH OF SCHEDULE		OPP. STRENGTH OF SCHEDULE		TEAM RPI	ADJ. RPI	CONF. RPI	ADJ. CONF. RPI
Average RPI Win:	323	WON-LOST RECORD	WINNING PCT. RANK	LAST 10 GAMES							
Average RPI Loss:	218										
DIV. I ONLY	9- 13	225	4- 6	347	345	306	306	32	32		
DIV. I NON-CONF.	5- 6	187	0- 1	309	336	244	244	32	32		
-----											
TOTALS	RPI 1-25	RPI 26-50	W-L RECORDS	RPI 51-100	RPI 101-999	RPI 201+					
9- 13	0- 0	0- 0	OVERALL	0- 2	9- 11	9- 8					
4- 3	0- 0	0- 0	HOME	0- 0	4- 3	4- 3					
5- 9	0- 0	0- 0	AWAY	0- 0	5- 6	5- 5					
0- 1	0- 0	0- 0	NEUTRAL	0- 0	0- 1	0- 0					
5- 6	0- 0	0- 0	NON-CONFERENCE	0- 2	5- 4	5- 2					
2- 1	0- 0	0- 0	HOME	0- 0	2- 1	2- 1					
3- 4	0- 0	0- 0	AWAY	0- 2	3- 2	3- 1					
0- 1	0- 0	0- 0	NEUTRAL	0- 0	0- 1	0- 0					
4- 7	0- 0	0- 0	CONFERENCE	0- 0	4- 7	4- 6					
2- 2	0- 0	0- 0	HOME	0- 0	2- 2	2- 2					
2- 5	0- 0	0- 0	AWAY	0- 0	2- 5	2- 4					
0- 0	0- 0	0- 0	NEUTRAL	0- 0	0- 0	0- 0					

RPI 1-25				RPI 26-50				RPI 51-100				RPI 101+				Team's RPI: 306	
RPI	S	Opponent	Score	RPI	S	Opponent	Score	RPI	S	Opponent	Score	RPI	S	Opponent	Score		
								74	A	UAB	58	85	158	N	Hartford	47	56
								99	A	Al abama	32	90	168	A	Southern U.	62	77
													174	A	Jacksonville St.	33	49
													227	H	Austin Peay	52	55
													244	A	Grambl ing	49	78
													245	H	Texas Southern	49	55
													260	A	Lip scomb	50	66
													262	H	Prai ri e Vi ew	48	55
													279	A	Al corn	52	57
													284	A	Southeastern La.	76	74
													292	A	FIU	58	51
													307	H	Murray St.	71	54
													309	A	Jackson St.	43	59
													317	A	Al abama St.	78	69
													336	A	Tennessee St.	77	75
													337	A	Ark. -Pi ne Bl uff	48	57
													337	H	Ark. -Pi ne Bl uff	52	49
													341	A	Mi ssi ssi ppi Val .	57	49
													341	H	Mi ssi ssi ppi Val .	65	48
													348	H	Evansvi lle	70	56
LAST 12 Di vi si on I GAMES:																	
341	A	Mi ssi ssi ppi Val .	57	49	317	A	Al abama St.	78	69								
337	A	Ark. -Pi ne Bl uff	48	57	341	H	Mi ssi ssi ppi Val .	65	48								
262	H	Prai ri e Vi ew	48	55	337	H	Ark. -Pi ne Bl uff	52	49								
245	H	Texas Southern	49	55	309	A	Jackson St.	43	59								
168	A	Southern U.	62	77	244	A	Grambl ing	49	78								
279	A	Al corn	52	57	260	A	Li p scomb	50	66								

Non-Div I Games:

Alabama A&amp;M

Loss, 
Non-Conf, S Site, H Home
A Away 
N Neutral

Average RPI Win:	324	WON-LOST	WINNING	LAST 10	STRENGTH OF	OPP. STRENGTH	TEAM	ADJ.	CONF.	ADJ CONF.
Average RPI Loss:	175	RECORD	PCT. RANK	GAMES	SCHEDULE	OF SCHEDULE	RPI	RPI	RPI	RPI
DIV. I ONLY	5- 16	302	4- 6	272	332	317	317	32	32	
DIV. I NON-CONF.	1- 9	318	0- 0	30	192	250	250	32	32	
-----										
TOTALS	RPI 1-25	RPI 26-50	W-L RECORDS	RPI 51-100	RPI 101-999	RPI 201+				
5- 16	0- 2	0- 1	OVERALL	0- 1	5- 12	5- 6				
4- 4	0- 0	0- 0	HOME	0- 0	4- 4	4- 2				
1- 11	0- 2	0- 1	AWAY	0- 1	1- 7	1- 4				
0- 1	0- 0	0- 0	NEUTRAL	0- 0	0- 1	0- 0				
1- 9	0- 2	0- 1	NON-CONFERENCE	0- 1	1- 5	1- 0				
1- 2	0- 0	0- 0	HOME	0- 0	1- 2	1- 0				
0- 6	0- 2	0- 1	AWAY	0- 1	0- 2	0- 0				
0- 1	0- 0	0- 0	NEUTRAL	0- 0	0- 1	0- 0				
4- 7	0- 0	0- 0	CONFERENCE	0- 0	4- 7	4- 6				
3- 2	0- 0	0- 0	HOME	0- 0	3- 2	3- 2				
1- 5	0- 0	0- 0	AWAY	0- 0	1- 5	1- 4				
0- 0	0- 0	0- 0	NEUTRAL	0- 0	0- 0	0- 0				

RPI 1-25				RPI 26-50				RPI 51-100				RPI 101+ Team's RPI: 317			
RPI	S	Opponent	Score	RPI	S	Opponent	Score	RPI	S	Opponent	Score	RPI	S	Opponent	Score
11	A	Tennessee	51 104	50	A	Miami (FL)	31 79	74	A	UAB	44 61	102	H	South Ala.	47 59
21	A	South Carolina	31 99									126	N	SFA	50 77
												165	A	Southern Miss.	35 72
												167	A	Samford	39 58
												168	A	Southern U.	58 66
												194	H	Troy	63 93
												244	A	Grambling	71 93
												245	H	Texas Southern	39 71
												262	H	Prairie View	70 68
												279	A	Alcorn	41 73
												306	H	Alabama A&M	69 78
												309	A	Jackson St.	61 70
												337	A	Ark. -Pine Bluff	53 55
												337	H	Ark. -Pine Bluff	63 54
												340	H	Savannah St.	81 61
												341	A	Mississippi Val.	70 62
												341	H	Mississippi Val.	76 41
-----															
LAST 12 Division I GAMES:															
337	A	Ark. -Pine Bluff	53 55	306	H	Alabama A&M	69 78								
341	A	Mississippi Val.	70 62	337	H	Ark. -Pine Bluff	63 54								
245	H	Texas Southern	39 71	341	H	Mississippi Val.	76 41								
262	H	Prairie View	70 68	244	A	Grambling	71 93								
279	A	Alcorn	41 73	309	A	Jackson St.	61 70								
168	A	Southern U.	58 66	74	A	UAB	44 61								

Non-Div I Games: Mobile 61 50

Alabama St.

Loss, 
Non-Conf, 
S Site, 
H Home
A Away 
N Neutral

Average RPI Win: 221	WON-LOST RECORD	WINNING PCT. RANK	LAST 10 GAMES	STRENGTH OF SCHEDULE	OPP. STRENGTH OF SCHEDULE	TEAM RPI	ADJ. RPI	CONF. RPI	ADJ. CONF. RPI
Average RPI Loss: 105									
DIV. I ONLY	20- 4	15	9- 1	220	230	77	77	20	20
DIV. I NON-CONF.	11- 2	22	1- 0	196	167	53	53	24	24
-----									
TOTALS	RPI 1-25	RPI 26-50	W-L RECORDS	RPI 51-100	RPI 101-999	RPI 201+			
20- 4	0- 1	0- 0	OVERALL	2- 1	18- 2	12- 0			
10- 1	0- 0	0- 0	HOME	2- 1	8- 0	5- 0			
8- 3	0- 1	0- 0	AWAY	0- 0	8- 2	7- 0			
2- 0	0- 0	0- 0	NEUTRAL	0- 0	2- 0	0- 0			
11- 2	0- 1	0- 0	NON-CONFERENCE	1- 1	10- 0	6- 0			
4- 1	0- 0	0- 0	HOME	1- 1	3- 0	2- 0			
5- 1	0- 1	0- 0	AWAY	0- 0	5- 0	4- 0			
2- 0	0- 0	0- 0	NEUTRAL	0- 0	2- 0	0- 0			
9- 2	0- 0	0- 0	CONFERENCE	1- 0	8- 2	6- 0			
6- 0	0- 0	0- 0	HOME	1- 0	5- 0	3- 0			
3- 2	0- 0	0- 0	AWAY	0- 0	3- 2	3- 0			
0- 0	0- 0	0- 0	NEUTRAL	0- 0	0- 0	0- 0			

RPI	S	Opponent	Score	RPI	S	Opponent	Score	RPI	S	Opponent	Score	RPI	S	Opponent	Score
18	A	Maryland	58 91					59	H	St. John's (NY)	66 71	113	H	Dartmouth	76 61
								73	H	Fordham	59 52	135	N	Northern Ill.	97 91
								76	H	Maine	68 54	141	N	Southern Ill.	68 57
												145	H	Binghamton	63 46
												158	A	Hartford	55 70
												185	A	New Hampshire	68 74
												185	H	New Hampshire	66 53
												198	A	Siena	78 63
												210	A	Stony Brook	72 68
												210	H	Stony Brook	64 58
												237	A	Holy Cross	65 56
												238	H	St. Bonaventure	69 52
												252	A	Manhattan	62 56
												287	H	Vermont	67 55
												289	A	Central Conn. St.	72 60
												296	A	Monmouth	68 44
												319	H	Wagner	89 44
												327	A	UMBC	78 75
												346	A	UMass Lowell	61 52
												346	H	UMass Lowell	93 60
LAST 12 Division I GAMES:															
346	H	UMass Lowell	93 60	145	H	Binghamton	63 46								
185	A	New Hampshire	68 74	76	H	Maine	68 54								
210	H	Stony Brook	64 58	210	A	Stony Brook	72 68								
287	H	Vermont	67 55	185	H	New Hampshire	66 53								
327	A	UMBC	78 75	158	A	Hartford	55 70								
346	A	UMass Lowell	61 52	113	H	Dartmouth	76 61								

Non-Div I Games:

Albany (NY)

■ Loss, 
 ■ Non-Conf, 
 ■ S Site, 
 ■ Home 
 ■ A Away 
 N Neutral



Average RPI Win: 308

Average RPI Loss: 202

WON-LOST  
RECORDWINNING  
PCT. RANKLAST 10  
GAMESSTRENGTH OF  
SCHEDULEOPP. STRENGTH  
OF SCHEDULETEAM  
RPIADJ.  
RPICONF.  
RPIADJ CONF.  
RPIDIV. I ONLY  
DIV. I NON-CONF.6- 13  
1- 7275  
3104- 6  
0- 1292  
151349  
318279  
274279  
27432  
3232  
32

TOTALS

RPI 1-25

RPI 26-50

W-L RECORDS

RPI 51-100

RPI 101-999

RPI 201+

6- 13

0- 0

0- 0

OVERALL

0- 0

6- 13

6- 6

2- 2

0- 0

0- 0

HOME

0- 0

2- 2

2- 2

4- 9

0- 0

0- 0

AWAY

0- 0

4- 4

4- 2

0- 2

0- 0

0- 0

NEUTRAL

0- 0

0- 2

0- 1

1- 7

0- 0

0- 0

NON-CONFERENCE

0- 0

1- 7

1- 1

0- 0

0- 0

0- 0

HOME

0- 0

0- 0

0- 0

1- 5

0- 0

0- 0

AWAY

0- 0

1- 5

1- 0

0- 2

0- 0

0- 0

NEUTRAL

0- 0

0- 2

0- 1

5- 6

0- 0

0- 0

CONFERENCE

0- 0

5- 6

5- 5

2- 2

0- 0

0- 0

HOME

0- 0

2- 2

2- 2

3- 4

0- 0

0- 0

AWAY

0- 0

3- 4

3- 3

0- 0

0- 0

0- 0

NEUTRAL

0- 0

0- 0

0- 0

RPI 1-25

RPI 26-50

RPI 51-100

RPI 101+

Team's RPI: 279

RPI S Opponent Score

RPI S Opponent Score

RPI S Opponent Score

RPI S Opponent Score

120	A	Central Ark.	52	75
126	N	SFA	79	83
150	A	Louisiana	47	67
155	A	Wichita St.	46	87
165	A	Southern Miss.	67	72
168	A	Southern U.	56	64
192	A	Louisiana Tech	50	87
205	N	Oral Roberts	52	76
244	A	Grambling	51	68
244	H	Grambling	68	75
245	A	Texas Southern	57	91
262	A	Prairie View	73	72
284	A	Southeastern La.	84	77
306	H	Alabama A&M	57	52
309	A	Jackson St.	69	94
309	H	Jackson St.	51	74
317	H	Alabama St.	73	41
337	A	Ark. -Pine Bluff	80	77
341	A	Mississippi Val.	76	70

LAST 12 Division I GAMES:

244	A	Grambling	51	68	341	A	Mississippi Val.	76	70
309	A	Jackson St.	69	94	244	H	Grambling	68	75
168	A	Southern U.	56	64	309	H	Jackson St.	51	74
317	H	Alabama St.	73	41	245	A	Texas Southern	57	91
306	H	Alabama A&M	57	52	262	A	Prairie View	73	72
337	A	Ark. -Pine Bluff	80	77	192	A	Louisiana Tech	50	87

Non-Div I Games:

Tougaloo

76 64

Blue Mountain (MS) 76 35

LeMoyne-Owen

81 54

Alcorn

Loss, Non-Conf, S Site, H Home A Away N Neutral

Average RPI Win:	207	WON-LOST	WINNING	LAST 10	STRENGTH OF	OPP. STRENGTH	TEAM	ADJ.	CONF.	ADJ CONF.
Average RPI Loss:	90	RECORD	PCT. RANK	GAMES	SCHEDULE	OF SCHEDULE	RPI	RPI	RPI	RPI
DIV. I ONLY	18- 4	23	10- 0	213	157	66	66	15	15	
DIV. I NON-CONF.	7- 4	102	1- 0	228	136	106	106	18	18	
<hr/>										
TOTALS	RPI 1-25	RPI 26-50	W-L RECORDS	RPI 51-100	RPI 101-999	RPI 201+				
18- 4	0- 0	0- 1	OVERALL	2- 1	16- 2	10- 0				
10- 0	0- 0	0- 0	HOME	2- 0	8- 0	4- 0				
8- 3	0- 0	0- 0	AWAY	0- 1	8- 2	6- 0				
0- 1	0- 0	0- 1	NEUTRAL	0- 0	0- 0	0- 0				
7- 4	0- 0	0- 1	NON-CONFERENCE	1- 1	6- 2	4- 0				
4- 0	0- 0	0- 0	HOME	1- 0	3- 0	2- 0				
3- 3	0- 0	0- 0	AWAY	0- 1	3- 2	2- 0				
0- 1	0- 0	0- 1	NEUTRAL	0- 0	0- 0	0- 0				
11- 0	0- 0	0- 0	CONFERENCE	1- 0	10- 0	6- 0				
6- 0	0- 0	0- 0	HOME	1- 0	5- 0	2- 0				
5- 0	0- 0	0- 0	AWAY	0- 0	5- 0	4- 0				
0- 0	0- 0	0- 0	NEUTRAL	0- 0	0- 0	0- 0				

American

American

RPI 1-25				RPI 26-50				RPI 51-100				RPI 101+			
RPI	S	Opponent	Score	RPI	S	Opponent	Score	RPI	S	Opponent	Score	RPI	S	Opponent	Score
				26	N	Villanova	60 65	81	H	Penn St.	75 66	111	A	George Washington	44 61
								84	H	Navy	46 41	128	A	Delaware	56 72
								96	A	George Mason	53 71	136	H	Bucknell	68 58
												164	H	Lehigh	82 64
												169	A	Tulsa	72 67
												182	A	Army West Point	64 46
												182	H	Army West Point	71 63
												196	H	Denver	66 53
												203	H	Boston U.	66 50
												225	H	Youngstown St.	78 72
												228	A	Loyola Maryland	71 58
												233	H	La Salle	66 48
												237	A	Holy Cross	68 63
												241	A	Lafayette	74 67
												271	A	Colgate	77 55
												271	H	Colgate	67 44
												287	A	Vermont	64 62
												327	A	UMBC	61 48
LAST 12 Division I GAMES:															
				182	H	Army West Point	71 63	228	A	Loyola Maryland	71 58				
				271	H	Colgate	67 44	182	A	Army West Point	64 46				
				237	A	Holy Cross	68 63	84	H	Navy	46 41				
				241	A	Lafayette	74 67	271	A	Colgate	77 55				
				203	H	Boston U.	66 50	136	H	Bucknell	68 58				
				164	H	Lehigh	82 64	81	H	Penn St.	75 66				

Non-Div I Games:

American

Average RPI Win:	296	WON-LOST	WINNING	LAST 10	STRENGTH OF	OPP. STRENGTH	TEAM	ADJ.	CONF.	ADJ CONF.
Average RPI Loss:	148	RECORD	PCT. RANK	GAMES	SCHEDULE	OF SCHEDULE	RPI	RPI	RPI	RPI
DIV. I ONLY	6- 17	291	4- 6	192	240	268	268	23	23	
DIV. I NON-CONF.	2- 9	295	0- 0	171	203	264	264	23	23	
-----										
TOTALS	RPI 1-25	RPI 26-50	W-L RECORDS	RPI 51-100	RPI 101-999	RPI 201+				
6- 17	0- 0	0- 0	OVERALL	0- 3	6- 14	6- 2				
3- 7	0- 0	0- 0	HOME	0- 2	3- 5	3- 0				
3- 10	0- 0	0- 0	AWAY	0- 0	3- 5	3- 1				
0- 0	0- 0	0- 0	NEUTRAL	0- 0	0- 0	0- 0				
2- 9	0- 0	0- 0	NON-CONFERENCE	0- 3	2- 6	2- 2				
0- 4	0- 0	0- 0	HOME	0- 2	0- 2	0- 0				
2- 5	0- 0	0- 0	AWAY	0- 1	2- 4	2- 2				
0- 0	0- 0	0- 0	NEUTRAL	0- 0	0- 0	0- 0				
4- 8	0- 0	0- 0	CONFERENCE	0- 0	4- 8	4- 0				
3- 3	0- 0	0- 0	HOME	0- 0	3- 3	3- 0				
1- 5	0- 0	0- 0	AWAY	0- 0	1- 5	1- 0				
0- 0	0- 0	0- 0	NEUTRAL	0- 0	0- 0	0- 0				

RPI 1-25				RPI 26-50				RPI 51-100				RPI 101+				Team's RPI: 268
RPI	S	Opponent	Score	RPI	S	Opponent	Score	RPI	S	Opponent	Score	RPI	S	Opponent	Score	
								65	H	Georgia Tech	41 75	102	A	South Ala.	52 54	
								74	H	UAB	59 70	103	A	Wake Forest	49 78	
								91	A	North Carolina	43 56	126	H	Little Rock	40 52	
												143	A	Texas St.	50 92	
												143	H	Texas St.	54 69	
												144	H	ETSU	57 70	
												150	A	Louisiana	45 61	
												152	H	Davidson	57 59	
												162	A	Radford	40 61	
												194	A	Troy	74 81	
												199	A	UT Arlington	48 49	
												199	H	UT Arlington	60 64	
												212	H	Arkansas St.	68 66	
												224	A	N. C. A&T	56 81	
												246	A	UNC Asheville	60 69	
												261	A	Col. of Charleston	76 70	
												316	H	Georgia St.	77 62	
												320	H	Ga. Southern	87 56	
												331	A	Marshall	56 54	
												333	A	La. -Monroe	71 67	
-----																
LAST 12 Division I GAMES:																
				143	A	Texas St.	50 92	320	H	Ga. Southern	87 56					
				199	A	UT Arlington	48 49	316	H	Georgia St.	77 62					
				212	H	Arkansas St.	68 66	333	A	La. -Monroe	71 67					
				126	H	Little Rock	40 52	150	A	Louisiana	45 61					
				102	A	South Ala.	52 54	199	H	UT Arlington	60 64					
				194	A	Troy	74 81	143	H	Texas St.	54 69					

Non-Div I Games:

Appalachian St.

Average RPI	Win:	245	WON-LOST	WINNING	LAST 10	STRENGTH OF	OPP. STRENGTH	TEAM	ADJ.	CONF.	ADJ CONF.
Average RPI	Loss:	123	RECORD	PCT. RANK	GAMES	SCHEDULE	OF SCHEDULE	RPI	RPI	RPI	RPI
DIV. I ONLY		6- 17		291	2- 8	230	66	281	281	4	4
DIV. I NON-CONF.		4- 7		226	0- 0	342	274	337	337	3	3
-----											
TOTALS	RPI 1-25		RPI 26-50		W-L RECORDS	RPI 51-100		RPI 101-999		RPI 201+	
6- 17	0- 3		0- 3		OVERALL	0- 4		6- 7		4- 4	
5- 7	0- 1		0- 1		HOME	0- 2		5- 3		3- 3	
1- 9	0- 2		0- 2		AWAY	0- 1		1- 4		1- 1	
0- 1	0- 0		0- 0		NEUTRAL	0- 1		0- 0		0- 0	
4- 7	0- 0		0- 0		NON-CONFERENCE	0- 1		4- 6		4- 4	
3- 3	0- 0		0- 0		HOME	0- 0		3- 3		3- 3	
1- 3	0- 0		0- 0		AWAY	0- 0		1- 3		1- 1	
0- 1	0- 0		0- 0		NEUTRAL	0- 1		0- 0		0- 0	
2- 10	0- 3		0- 3		CONFERENCE	0- 3		2- 1		0- 0	
2- 4	0- 1		0- 1		HOME	0- 2		2- 0		0- 0	
0- 6	0- 2		0- 2		AWAY	0- 1		0- 1		0- 0	
0- 0	0- 0		0- 0		NEUTRAL	0- 0		0- 0		0- 0	

RPI	S	Opponent	Score	RPI	S	Opponent	Score	RPI	S	Opponent	Score	RPI	S	Opponent	Score	Team's RPI: 281
7	A	Oregon	44 62	36	A	Cal i forni a	39 63	54	N	TCU	59 68	132	A	Col orado	60 79	
12	A	Stanford	42 79	36	H	Cal i forni a	51 53	83	H	Washing ton St.	60 78	132	H	Col orado	72 63	
12	H	Stanford	46 61	48	A	Oregon St.	48 88	85	A	Utah	55 89	160	A	Loyol a Marymount	70 84	
								85	H	Utah	56 80	171	H	Washing ton	72 70	
												184	A	CSUN	63 66	
												235	H	New Mexico St.	83 44	
												250	H	San Diego St.	67 78	
												253	H	Hawai i	60 65	
												291	A	Utah St.	65 49	
												304	H	Southern Utah	76 74	
												324	A	Northern Ari z.	66 84	
												335	H	Long Beach St.	72 80	
												338	H	Iona	71 58	
-----																
LAST 12 Di vi si on I GAMES:																
171	H	Washington	72 70	48	A	Oregon St.	48 88									
83	H	Washington St.	60 78	7	A	Oregon	44 62									
12	A	Stanford	42 79	36	H	Cal i forni a	51 53									
36	A	Cal i forni a	39 63	12	H	Stanford	46 61									
85	H	Utah	56 80	132	A	Col orado	60 79									
132	H	Col orado	72 63	85	A	Utah	55 89									

Non-Di v I Games:

Ari zona

Average RPI Win:	141	WON-LOST	WINNING	LAST 10	STRENGTH OF	OPP. STRENGTH	TEAM	ADJ.	CONF.	ADJ CONF.
Average RPI Loss:	25	RECORD	PCT. RANK	GAMES	SCHEDULE	OF SCHEDULE	RPI	RPI	RPI	RPI
DIV. I ONLY	17- 7	62	6- 4	44	9	33	33	4	4	
DIV. I NON-CONF.	9- 3	61	0- 0	125	20	58	58	3	3	
-----										
TOTALS	RPI 1-25	RPI 26-50	W-L RECORDS	RPI 51-100	RPI 101-999	RPI 201+				
17- 7	2- 5	2- 1	OVERALL	3- 1	10- 0	4- 0				
12- 1	2- 0	1- 0	HOME	2- 1	7- 0	4- 0				
4- 4	0- 3	1- 1	AWAY	1- 0	2- 0	0- 0				
1- 2	0- 2	0- 0	NEUTRAL	0- 0	1- 0	0- 0				
9- 3	1- 3	0- 0	NON-CONFERENCE	1- 0	7- 0	4- 0				
7- 0	1- 0	0- 0	HOME	1- 0	5- 0	4- 0				
1- 1	0- 1	0- 0	AWAY	0- 0	1- 0	0- 0				
1- 2	0- 2	0- 0	NEUTRAL	0- 0	1- 0	0- 0				
8- 4	1- 2	2- 1	CONFERENCE	2- 1	3- 0	0- 0				
5- 1	1- 0	1- 0	HOME	1- 1	2- 0	0- 0				
3- 3	0- 2	1- 1	AWAY	1- 0	1- 0	0- 0				
0- 0	0- 0	0- 0	NEUTRAL	0- 0	0- 0	0- 0				

RPI 1-25				RPI 26-50				Team's RPI: 33				RPI 51-100				RPI 101+			
RPI	S	Opponent	Score	RPI	S	Opponent	Score	RPI	S	Opponent	Score	RPI	S	Opponent	Score	RPI	S	Opponent	Score
3	N	Mississippi St.	57 65	36	A	Cal i forn i a	57 42	83	H	Washi ngton St.	77 51	132	A	Col orado	72 47				
6	A	Flori da St.	66 77	36	H	Cal i forn i a	80 71	85	A	Utah	83 81	132	H	Col orado	73 59				
7	A	Oregon	64 74	48	A	Oregon St.	54 57	85	H	Utah	56 58	147	A	Fresno St.	81 49				
12	A	Stanford	50 74					87	H	Arkansas	89 43	162	H	Idaho	77 33				
12	H	Stanford	73 66									171	H	Washi ngton	61 41				
13	N	Green Bay	48 61									189	N	Col umbi a	72 48				
22	H	Buffalo	76 57									243	H	UC Ri versi de	73 48				
												271	H	Col gate	65 54				
												285	H	Sacramento St.	106 58				
												305	H	UTSA	74 42				
								</											

Average RPI Win:	321	WON-LOST	WINNING	LAST 10	STRENGTH OF	OPP. STRENGTH	TEAM	ADJ.	CONF.	ADJ CONF.
Average RPI Loss:	209	RECORD	PCT. RANK	GAMES	SCHEDULE	OF SCHEDULE	RPI	RPI	RPI	RPI
DIV. I ONLY	3- 16	319	2- 8	310	320	337	337	32	32	
DIV. I NON-CONF.	0- 8	337	0- 1	143	79	321	321	32	32	
-----										
TOTALS	RPI 1-25	RPI 26-50	W-L RECORDS	RPI 51-100	RPI 101-999	RPI 201+				
3- 16	0- 1	0- 1	OVERALL	0- 1	3- 13	3- 11				
2- 4	0- 0	0- 0	HOME	0- 0	2- 4	2- 3				
1- 10	0- 0	0- 0	AWAY	0- 0	1- 0	1- 0				
0- 2	0- 0	0- 0	NEUTRAL	0- 0	0- 2	0- 2				
0- 8	0- 1	0- 1	NON-CONFERENCE	0- 1	0- 5	0- 4				
0- 0	0- 0	0- 0	HOME	0- 0	0- 0	0- 0				
0- 6	0- 1	0- 1	AWAY	0- 1	0- 3	0- 2				
0- 2	0- 0	0- 0	NEUTRAL	0- 0	0- 2	0- 2				
3- 8	0- 0	0- 0	CONFERENCE	0- 0	3- 8	3- 7				
2- 4	0- 0	0- 0	HOME	0- 0	2- 4	2- 3				
1- 4	0- 0	0- 0	AWAY	0- 0	1- 4	1- 4				
0- 0	0- 0	0- 0	NEUTRAL	0- 0	0- 0	0- 0				

RPI 1-25				RPI 26-50				RPI 51-100				RPI 101+				Team's RPI: 337
RPI	S	Opponent	Score	RPI	S	Opponent	Score	RPI	S	Opponent	Score	RPI	S	Opponent	Score	
23	A	Iowa	45 85	44	A	Dayton	43 81	56	A	Nebraska	52 73	168	H	Southern U.	52 71	
												169	A	Tulsa	37 87	
												204	N	Oakland	37 69	
												221	A	Texas Tech	47 74	
												227	A	Austin Peay	61 97	
												244	H	Grambling	57 66	
												245	A	Texas Southern	52 58	
												262	A	Prairie View	52 64	
												263	N	Towson	44 70	
												279	H	Alcorn	77 80	
												306	A	Alabama A&M	49 52	
												306	H	Alabama A&M	57 48	
												309	H	Jackson St.	54 60	
												317	A	Alabama St.	54 63	
												317	H	Alabama St.	55 53	
												341	A	Mississippi Val.	64 59	
-----																
LAST 12 Division I GAMES:																
317	H	Alabama St.	55 53	279	H	Alcorn	77 80									
306	H	Alabama A&M	57 48	168	H	Southern U.	52 71									
309	H	Jackson St.	54 60	317	A	Alabama St.	54 63									
244	H	Grambling	57 66	306	A	Alabama A&M	49 52									
245	A	Texas Southern	52 58	341	A	Mississippi Val.	64 59									
262	A	Prairie View	52 64	204	N	Oakland	37 69									

Non-Div I Games: Tougalo 71 51 Philander Smith 81 73

Ark. -Pine Bluff

Loss, 
Non-Conf, 
S Site, 
H Home
A Away 
N Neutral

Average RPI Win:	188	WON-LOST	WINNING	LAST 10	STRENGTH OF	OPP. STRENGTH	TEAM	ADJ.	CONF.	ADJ CONF.
Average RPI Loss:	72	RECORD	PCT. RANK	GAMES	SCHEDULE	OF SCHEDULE	RPI	RPI	RPI	RPI
DIV. I ONLY	12- 11	165	3- 7	42	86	87	87	2	2	
DIV. I NON-CONF.	9- 4	82	1- 1	135	199	74	74	2	2	
-----										
TOTALS	RPI 1-25	RPI 26-50	W-L RECORDS	RPI 51-100	RPI 101-999	RPI 201+				
12- 11	0- 4	0- 1	OVERALL	1- 2	11- 4	5- 0				
8- 3	0- 0	0- 0	HOME	0- 1	8- 2	3- 0				
3- 8	0- 4	0- 1	AWAY	1- 1	2- 2	1- 0				
1- 0	0- 0	0- 0	NEUTRAL	0- 0	1- 0	1- 0				
9- 4	0- 0	0- 1	NON-CONFERENCE	0- 1	9- 2	5- 0				
7- 0	0- 0	0- 0	HOME	0- 0	7- 0	3- 0				
1- 4	0- 0	0- 1	AWAY	0- 1	1- 2	1- 0				
1- 0	0- 0	0- 0	NEUTRAL	0- 0	1- 0	1- 0				
3- 7	0- 4	0- 0	CONFERENCE	1- 1	2- 2	0- 0				
1- 3	0- 0	0- 0	HOME	0- 1	1- 2	0- 0				
2- 4	0- 4	0- 0	AWAY	1- 0	1- 0	0- 0				
0- 0	0- 0	0- 0	NEUTRAL	0- 0	0- 0	0- 0				

RPI 1-25				RPI 26-50				RPI 51-100				Team's RPI : 87				RPI 101+			
RPI	S	Opponent	Score	RPI	S	Opponent	Score	RPI	S	Opponent	Score	RPI	S	Opponent	Score	RPI	S	Opponent	Score
3	A	Mississippi St.	69 111	33	A	Arizona St.	43 89	56	A	Nebraska	69 80	105	A	Auburn	68 58				
17	A	Missouri	54 88					99	A	Alabama	74 66	108	H	Kentucky	65 76				
20	A	Georgia	65 78					99	H	Alabama	76 83	121	H	Ole Miss	73 72				
21	A	South Carolina	42 90									122	A	UTEP	61 64				
												139	A	Kansas	60 71				
												167	H	Samford	84 63				
												169	H	Tulsa	67 41				
												173	H	Florida	51 65				
												176	H	Charlotte	73 72				
												199	H	UT Arlington	91 57				
												202	H	Abilene Christian	79 65				
												205	A	Oral Roberts	77 66				
												235	N	New Mexico St.	69 60				
												244	H	Grambling	79 62				
												330	H	Sam Houston St.	65 54				
-----																			
LAST 12 Division I GAMES:																			
				99	A	Alabama	74 66	20	A	Georgia	65 78								
				108	H	Kentucky	65 76	99	H	Alabama	76 83								
				21	A	South Carolina	42 90	3	A	Mississippi St.	69 111								
				17	A	Missouri	54 88	121	H	Ole Miss	73 72								
				173	H	Florida	51 65	244	H	Grambling	79 62								
				105	A	Auburn	68 58	33	A	Arizona St.	43 89								

Non-Div I Games:

Arkansas

Average RPI Win:	264	WON-LOST	WINNING	LAST 10	STRENGTH OF	OPP. STRENGTH	TEAM	ADJ.	CONF.	ADJ CONF.
Average RPI Loss:	129	RECORD	PCT. RANK	GAMES	SCHEDULE	OF SCHEDULE	RPI	RPI	RPI	RPI
DIV. I ONLY	12- 10	148	6- 4	300	161	212	212	23	23	
DIV. I NON-CONF.	5- 6	187	0- 1	155	87	161	161	23	23	
-----										
TOTALS	RPI 1-25	RPI 26-50	W-L RECORDS	RPI 51-100	RPI 101-999	RPI 201+				
12- 10	0- 0	0- 1	OVERALL	0- 2	12- 7	9- 1				
8- 3	0- 0	0- 0	HOME	0- 1	8- 2	6- 0				
4- 7	0- 0	0- 1	AWAY	0- 1	4- 5	3- 1				
0- 0	0- 0	0- 0	NEUTRAL	0- 0	0- 0	0- 0				
5- 6	0- 0	0- 1	NON-CONFERENCE	0- 2	5- 3	3- 0				
4- 1	0- 0	0- 0	HOME	0- 1	4- 0	3- 0				
1- 5	0- 0	0- 1	AWAY	0- 1	1- 3	0- 0				
0- 0	0- 0	0- 0	NEUTRAL	0- 0	0- 0	0- 0				
7- 4	0- 0	0- 0	CONFERENCE	0- 0	7- 4	6- 1				
4- 2	0- 0	0- 0	HOME	0- 0	4- 2	3- 0				
3- 2	0- 0	0- 0	AWAY	0- 0	3- 2	3- 1				
0- 0	0- 0	0- 0	NEUTRAL	0- 0	0- 0	0- 0				

RPI	S	Opponent	Score	RPI	S	Opponent	Score	RPI	S	Opponent	Score	RPI	S	Opponent	Score
27	A	South Fla.	55 98	68	H	Belmont	52 83	121	A	Ole Miss	48 74	122	H	UTEP	76 73
				70	A	Indiana	51 93	126	A	Little Rock	43 53	143	H	Texas St.	55 67
								146	A	Pittsburgh	47 87	150	H	Louisiana	75 77
								169	A	Tulsa	58 68	173	A	Florida	70 69
								199	H	UT Arlington	85 80	211	H	UT Martin	84 73
								244	H	Grambling	76 56	268	A	Appalachian St.	66 68
								280	A	Coastal Caro.	70 63	316	A	Georgia St.	75 58
								316	H	Georgia St.	76 63	320	A	Ga. Southern	71 62
								320	H	Ga. Southern	69 48	333	H	La. -Monroe	76 62
								336	H	Tennessee St.	68 62				
LAST 12 Division I GAMES:															
320	H	Ga. Southern	69 48	143	H	Texas St.	55 67								
316	H	Georgia St.	76 63	316	A	Georgia St.	75 58								
268	A	Appalachian St.	66 68	320	A	Ga. Southern	71 62								
280	A	Coastal Caro.	70 63	150	H	Louisiana	75 77								
126	A	Little Rock	43 53	333	H	La. -Monroe	76 62								
199	H	UT Arlington	85 80	169	A	Tulsa	58 68								

Non-Div I Games:

Arkansas St.



Average RPI Win:	228	WON-LOST	WINNING	LAST 10	STRENGTH OF	OPP. STRENGTH	TEAM	ADJ.	CONF.	ADJ CONF.
Average RPI Loss:	151	RECORD	PCT. RANK	GAMES	SCHEDULE	OF SCHEDULE	RPI	RPI	RPI	RPI
DIV. I ONLY	10- 11	193	4- 6	170	247	182	182	15	15	
DIV. I NON-CONF.	6- 4	122	0- 0	226	316	149	149	18	18	
-----										
TOTALS	RPI 1-25	RPI 26-50	W-L RECORDS	RPI 51-100	RPI 101-999	RPI 201+				
10- 11	0- 0	0- 1	OVERALL	0- 3	10- 7	7- 4				
5- 4	0- 0	0- 0	HOME	0- 1	5- 3	3- 2				
5- 7	0- 0	0- 1	AWAY	0- 2	5- 4	4- 2				
0- 0	0- 0	0- 0	NEUTRAL	0- 0	0- 0	0- 0				
6- 4	0- 0	0- 1	NON-CONFERENCE	0- 0	6- 3	3- 2				
4- 1	0- 0	0- 0	HOME	0- 0	4- 1	2- 0				
2- 3	0- 0	0- 1	AWAY	0- 0	2- 2	1- 2				
0- 0	0- 0	0- 0	NEUTRAL	0- 0	0- 0	0- 0				
4- 7	0- 0	0- 0	CONFERENCE	0- 3	4- 4	4- 2				
1- 3	0- 0	0- 0	HOME	0- 1	1- 2	1- 2				
3- 4	0- 0	0- 0	AWAY	0- 2	3- 2	3- 0				
0- 0	0- 0	0- 0	NEUTRAL	0- 0	0- 0	0- 0				

RPI 1-25				RPI 26-50				RPI 51-100				RPI 101+ Team's RPI: 182			
RPI	S	Opponent	Score	RPI	S	Opponent	Score	RPI	S	Opponent	Score	RPI	S	Opponent	Score
				32	A	Marquette	53 83								
								66	A	American	63 71	113	H	Dartmouth	71 56
								66	H	American	46 64	118	A	Yale	82 65
								84	A	Navy	44 70	128	H	Delaware	59 70
												136	A	Bucknell	36 60
												145	H	Binghamton	73 61
												164	A	Lehigh	55 59
												203	H	Boston U.	59 60
												228	A	Loyola Maryland	69 62
												228	H	Loyola Maryland	62 47
												237	H	Holy Cross	62 70
												241	A	Lafayette	65 60
												266	A	Fairleigh Dickinson	56 58
												271	A	Colgate	62 54
												276	A	St. Francis Brooklyn	52 73
												277	H	LIU Brooklyn	71 37
												313	A	Air Force	65 59
												342	H	NJIT	79 49
LAST 12 Division I GAMES:															
				66	A	American	63 71					241	A	Lafayette	65 60
				228	H	Loyola Maryland	62 47					66	H	American	46 64
				271	A	Colgate	62 54					136	A	Bucknell	36 60
				164	A	Lehigh	55 59					228	A	Loyola Maryland	69 62
				237	H	Holy Cross	62 70					203	H	Boston U.	59 60
				84	A	Navy	44 70					32	A	Marquette	53 83

Non-Div I Games: St. Joseph's (Brkln)107 46

Army West Point

Average RPI Win:	182	WON-LOST	WINNING	LAST 10	STRENGTH OF	OPP. STRENGTH	TEAM	ADJ.	CONF.	ADJ CONF.
Average RPI Loss:	59	RECORD	PCT. RANK	GAMES	SCHEDULE	OF SCHEDULE	RPI	RPI	RPI	RPI
DIV. I ONLY	10- 11	193	2- 8	57	47	105	105	2	2	
DIV. I NON-CONF.	8- 3	65	1- 0	219	127	92	92	2	2	
-----										
TOTALS	RPI 1-25	RPI 26-50	W-L RECORDS	RPI 51-100	RPI 101-999	RPI 201+				
10- 11	0- 6	0- 0	OVERALL	2- 3	8- 2	3- 0				
7- 2	0- 1	0- 0	HOME	1- 1	6- 0	3- 0				
2- 7	0- 5	0- 0	AWAY	1- 1	1- 1	0- 0				
1- 2	0- 0	0- 0	NEUTRAL	0- 1	1- 1	0- 0				
8- 3	0- 0	0- 0	NON-CONFERENCE	1- 2	7- 1	3- 0				
5- 0	0- 0	0- 0	HOME	0- 0	5- 0	3- 0				
2- 1	0- 0	0- 0	AWAY	1- 1	1- 0	0- 0				
1- 2	0- 0	0- 0	NEUTRAL	0- 1	1- 1	0- 0				
2- 8	0- 6	0- 0	CONFERENCE	1- 1	1- 1	0- 0				
2- 2	0- 1	0- 0	HOME	1- 1	1- 0	0- 0				
0- 6	0- 5	0- 0	AWAY	0- 0	0- 1	0- 0				
0- 0	0- 0	0- 0	NEUTRAL	0- 0	0- 0	0- 0				

RPI 1-25				RPI 26-50				RPI 51-100				RPI 101+				Team's RPI: 105
RPI	S	Opponent	Score	RPI	S	Opponent	Score	RPI	S	Opponent	Score	RPI	S	Opponent	Score	
11	A	Tennessee	59 70					63	A	Virginia Tech	63 72	108	A	Kentucky	48 65	
15	A	Texas A&M	59 78					70	A	Indiana	65 53	125	N	Georgetown	60 40	
15	H	Texas A&M	73 82					87	H	Arkansas	58 68	150	A	Louisiana	70 60	
20	A	Georgia	48 60					92	N	Chattanooga	41 50	168	H	Southern U.	65 47	
21	A	South Carolina	63 71					99	H	Alabama	69 60	173	H	Florida	84 55	
25	A	LSU	56 59									191	N	Northwestern	48 49	
												192	H	Louisiana Tech	75 59	
												224	H	N.C. A&T	63 53	
												284	H	Southeastern La.	80 46	
												333	H	La.-Monroe	67 41	
LAST 12 Division I GAMES:																
15	A	Texas A&M	59 78	21	A	South Carolina	63 71									
108	A	Kentucky	48 65	15	H	Texas A&M	73 82									
99	H	Alabama	69 60	11	A	Tennessee	59 70									
20	A	Georgia	48 60	173	H	Florida	84 55									
25	A	LSU	56 59	284	H	Southeastern La.	80 46									
87	H	Arkansas	58 68	168	H	Southern U.	65 47									

Non-Div I Games: Xavier (LA) 70 44

Auburn

Average RPI Win:	285	WON-LOST	WINNING	LAST 10	STRENGTH OF	OPP. STRENGTH	TEAM	ADJ.	CONF.	ADJ CONF.
Average RPI Loss:	157	RECORD	PCT. RANK	GAMES	SCHEDULE	OF SCHEDULE	RPI	RPI	RPI	RPI
DIV. I ONLY	11- 10	159	5- 5	313	294	227	227	26	26	
DIV. I NON-CONF.	5- 4	146	0- 0	319	294	215	215	27	27	
-----										
TOTALS	RPI 1-25	RPI 26-50	W-L RECORDS	RPI 51-100	RPI 101-999	RPI 201+				
11- 10	0- 0	0- 1	OVERALL	0- 2	11- 7	11- 3				
6- 3	0- 0	0- 0	HOME	0- 0	6- 3	6- 1				
5- 7	0- 0	0- 0	AWAY	0- 1	5- 1	5- 0				
0- 0	0- 0	0- 0	NEUTRAL	0- 0	0- 0	0- 0				
5- 4	0- 0	0- 1	NON-CONFERENCE	0- 1	5- 2	5- 0				
2- 1	0- 0	0- 0	HOME	0- 0	2- 1	2- 0				
3- 3	0- 0	0- 1	AWAY	0- 1	3- 1	3- 0				
0- 0	0- 0	0- 0	NEUTRAL	0- 0	0- 0	0- 0				
6- 6	0- 0	0- 0	CONFERENCE	0- 1	6- 5	6- 3				
4- 2	0- 0	0- 0	HOME	0- 0	4- 2	4- 1				
2- 4	0- 0	0- 0	AWAY	0- 1	2- 3	2- 2				
0- 0	0- 0	0- 0	NEUTRAL	0- 0	0- 0	0- 0				

RPI 1-25				RPI 26-50				RPI 51-100				RPI 101+				Team's RPI: 227
RPI	S	Opponent	Score	RPI	S	Opponent	Score	RPI	S	Opponent	Score	RPI	S	Opponent	Score	
				40	A	Ball St.	57 89	68	A	Belmont	75 78	106	H	Western Ill.	68 81	
								97	A	Butler	54 75	133	H	SIUE	38 61	
												174	A	Jacksonville St.	47 65	
												200	A	Illinois	47 59	
												211	A	UT Martin	66 100	
												211	H	UT Martin	69 62	
												215	H	Morehead St.	59 66	
												220	A	Southeast Mo. St.	61 50	
												220	H	Southeast Mo. St.	66 65	
												239	A	Northern Ky.	53 52	
												260	A	Lipscomb	71 63	
												306	A	Alabama A&M	55 52	
												312	H	Eastern Ky.	59 45	
												329	A	Tennessee Tech	59 63	
												336	A	Tennessee St.	75 59	
												337	H	Ark.-Pine Bluff	97 61	
												347	H	Eastern Ill.	69 59	
												348	H	Evansville	82 73	
-----																
LAST 12 Division I GAMES:																
				220	A	Southeast Mo. St.	61 50	174	A	Jacksonville St.	47 65					
				211	A	UT Martin	66 100	329	A	Tennessee Tech	59 63					
				215	H	Morehead St.	59 66	220	H	Southeast Mo. St.	66 65					
				312	H	Eastern Ky.	59 45	211	H	UT Martin	69 62					
				68	A	Belmont	75 78	347	H	Eastern Ill.	69 59					
				336	A	Tennessee St.	75 59	133	H	SIUE	38 61					

Non-Div I Games: Christian Bros. 73 50 Trevecca Nazarene 80 72

Austin Peay

Loss, 
Non-Conf, 
S Site, 
H Home
A Away 
N Neutral

Average RPI Win:	204	WON-LOST	WINNING	LAST 10	STRENGTH OF	OPP. STRENGTH	TEAM	ADJ.	CONF.	ADJ CONF.
Average RPI Loss:	115	RECORD	PCT. RANK	GAMES	SCHEDULE	OF SCHEDULE	RPI	RPI	RPI	RPI
DIV. I ONLY	13- 10	135	7- 3	128	125	119	119	13	13	
DIV. I NON-CONF.	5- 6	187	0- 0	160	110	189	189	11	11	
-----										
TOTALS	RPI 1-25	RPI 26-50	W-L RECORDS	RPI 51-100	RPI 101-999	RPI 201+				
13- 10	0- 1	0- 3	OVERALL	2- 1	11- 5	6- 2				
9- 3	0- 1	0- 1	HOME	2- 0	7- 1	4- 1				
4- 7	0- 0	0- 2	AWAY	0- 1	4- 4	2- 1				
0- 0	0- 0	0- 0	NEUTRAL	0- 0	0- 0	0- 0				
5- 6	0- 1	0- 2	NON-CONFERENCE	1- 0	4- 3	3- 1				
4- 2	0- 1	0- 0	HOME	1- 0	3- 1	3- 1				
1- 4	0- 0	0- 2	AWAY	0- 0	1- 2	0- 0				
0- 0	0- 0	0- 0	NEUTRAL	0- 0	0- 0	0- 0				
8- 4	0- 0	0- 1	CONFERENCE	1- 1	7- 2	3- 1				
5- 1	0- 0	0- 1	HOME	1- 0	4- 0	1- 0				
3- 3	0- 0	0- 0	AWAY	0- 1	3- 2	2- 1				
0- 0	0- 0	0- 0	NEUTRAL	0- 0	0- 0	0- 0				

RPI 1-25				RPI 26-50				RPI 51-100				RPI 101+ Team's RPI: 119			
RPI	S	Opponent	Score	RPI	S	Opponent	Score	RPI	S	Opponent	Score	RPI	S	Opponent	Score
20	H	Georgia	63 79	31	A	Northern Colo.	74 79	79	A	Saint Mary's (CA)	49 57	112	A	Colorado St.	54 56
				36	A	Cal i forni a	45 70	79	H	Saint Mary's (CA)	63 54	151	A	Paci fi c	76 83
				42	H	Gonzaga	70 84	85	H	Utah	77 68	151	H	Paci fi c	77 65
												160	A	Loyol a Marymount	67 55
												160	H	Loyol a Marymount	62 52
												166	H	San Francis sco	70 66
												171	A	Washing ton	72 80
												195	A	Eastern Wash.	73 69
												213	A	San Diego	69 70
												222	H	Montana St.	75 54
												236	A	Pepperdi ne	73 67
												274	H	Santa Clara	65 47
												291	H	Utah St.	69 76
												304	H	Southern Utah	75 67
												308	H	Utah Valley	75 54
												314	A	Portl and	72 58
-----															
LAST 12 Division I GAMES:															
				42	H	Gonzaga	70 84	274	H	Santa Clara	65 47				
				160	H	Loyol a Marymount	62 52	236	A	Pepperdi ne	73 67				
				151	A	Paci fi c	76 83	151	H	Paci fi c	77 65				
				79	H	Saint Mary's (CA)	63 54	166	H	San Francis sco	70 66				
				213	A	San Diego	69 70	79	A	Saint Mary's (CA)	49 57				
				160	A	Loyol a Marymount	67 55	314	A	Portl and	72 58				

Non-Div I Games:

BYU

Average RPI Win:	162	WON-LOST	WINNING	LAST 10	STRENGTH OF	OPP. STRENGTH	TEAM	ADJ.	CONF.	ADJ CONF.
Average RPI Loss:	47	RECORD	PCT. RANK	GAMES	SCHEDULE	OF SCHEDULE	RPI	RPI	RPI	RPI
DIV. I ONLY	17- 4	26	7- 3	100	83	40	40	7	7	
DIV. I NON-CONF.	10- 0	1	1- 0	147	126	15	15	8	8	
-----										
TOTALS	RPI 1-25	RPI 26-50	W-L RECORDS	RPI 51-100	RPI 101-999	RPI 201+				
17- 4	0- 1	2- 1	OVERALL	2- 2	13- 0	6- 0				
10- 2	0- 1	1- 1	HOME	2- 0	7- 0	4- 0				
7- 2	0- 0	1- 0	AWAY	0- 2	6- 0	2- 0				
0- 0	0- 0	0- 0	NEUTRAL	0- 0	0- 0	0- 0				
10- 0	0- 0	2- 0	NON-CONFERENCE	1- 0	7- 0	4- 0				
6- 0	0- 0	1- 0	HOME	1- 0	4- 0	3- 0				
4- 0	0- 0	1- 0	AWAY	0- 0	3- 0	1- 0				
0- 0	0- 0	0- 0	NEUTRAL	0- 0	0- 0	0- 0				
7- 4	0- 1	0- 1	CONFERENCE	1- 2	6- 0	2- 0				
4- 2	0- 1	0- 1	HOME	1- 0	3- 0	1- 0				
3- 2	0- 0	0- 0	AWAY	0- 2	3- 0	1- 0				
0- 0	0- 0	0- 0	NEUTRAL	0- 0	0- 0	0- 0				

RPI	S	Opponent	Score	RPI	S	Opponent	Score	RPI	S	Opponent	Score	RPI	S	Opponent	Score
22	H	Buffalo	80 84	29	H	Central Mich.	65 69	61	A	Toledo	66 72	116	H	Missouri St.	70 58
				35	A	Purdue	66 60	75	A	Ohio	76 80	123	A	Vanderbilt	88 79
				46	H	Western Ky.	93 81	95	H	Miami (OH)	86 61	124	A	Cleveland St.	76 64
								97	H	Butler	87 75	135	H	Northern Ill.	81 72
												138	A	Kent St.	79 58
												181	A	Bowling Green	84 73
												181	H	Bowling Green	82 41
												218	A	Akron	74 61
												218	H	Akron	97 65
												220	H	Southeast Mo. St.	69 56
												227	H	Austin Peay	89 57
												260	H	Lipscomb	84 46
												336	A	Tennessee St.	85 65
LAST 12 Division I GAMES:															
75	A	Ohio	76 80	22	H	Buffalo	80 84								
218	H	Akron	97 65	218	A	Akron	74 61								
135	H	Northern Ill.	81 72	181	A	Bowling Green	84 73								
181	H	Bowling Green	82 41	95	H	Miami (OH)	86 61								
138	A	Kent St.	79 58	29	H	Central Mich.	65 69								
61	A	Toledo	66 72	46	H	Western Ky.	93 81								

Non-Div I Games: Oakland City 126 55

Ball St.

Loss, 
Non-Conf, S Site, 
H Home
A Away 
N Neutral

Average RPI Win:	122	WON-LOST	WINNING	LAST 10	STRENGTH OF	OPP. STRENGTH	TEAM	ADJ.	CONF.	ADJ CONF.
Average RPI Loss:	8	RECORD	PCT. RANK	GAMES	SCHEDULE	OF SCHEDULE	RPI	RPI	RPI	RPI
DIV. I ONLY	22- 1	4	10- 0	69	13	9	9	5	5	
DIV. I NON-CONF.	10- 1	15	0- 0	96	52	16	16	5	5	
-----										
TOTALS	RPI 1-25	RPI 26-50	W-L RECORDS	RPI 51-100	RPI 101-999	RPI 201+				
22- 1	2- 1	2- 0	OVERALL	5- 0	13- 0	5- 0				
13- 0	2- 0	1- 0	HOME	2- 0	8- 0	3- 0				
7- 1	0- 1	1- 0	AWAY	2- 0	4- 0	2- 0				
2- 0	0- 0	0- 0	NEUTRAL	1- 0	1- 0	0- 0				
10- 1	1- 1	0- 0	NON-CONFERENCE	1- 0	8- 0	3- 0				
7- 0	1- 0	0- 0	HOME	0- 0	6- 0	2- 0				
1- 1	0- 1	0- 0	AWAY	0- 0	1- 0	1- 0				
2- 0	0- 0	0- 0	NEUTRAL	1- 0	1- 0	0- 0				
12- 0	1- 0	2- 0	CONFERENCE	4- 0	5- 0	2- 0				
6- 0	1- 0	1- 0	HOME	2- 0	2- 0	1- 0				
6- 0	0- 0	1- 0	AWAY	2- 0	3- 0	1- 0				
0- 0	0- 0	0- 0	NEUTRAL	0- 0	0- 0	0- 0				

RPI	S	Opponent	Score	RPI	S	Opponent	Score	RPI	S	Opponent	Score	RPI	S	Opponent	Score
8	A	UCLA	68 82	30	A	Okl ahoma	74 52	53	A	West Virginia	83 72	104	H	Lamar University	121 62
10	H	Texas	81 56	30	H	Okl ahoma	74 65	55	H	Oklahoma St.	77 64	108	H	Kentucky	90 63
12	H	Stanford	81 57					65	N	Georgi a Tech	80 57	116	N	Missouri St.	100 58
								89	A	Kansas St.	88 58	117	A	Iowa St.	79 50
								89	H	Kansas St.	75 50	117	H	Iowa St.	89 49
												120	H	Central Ark.	86 55
												139	A	Kansas	83 48
												157	H	North Dakota	105 43
												221	A	Texas Tech	90 44
												221	H	Texas Tech	97 49
												258	A	Nicholls St.	85 43
												272	H	McNeese	95 34
												301	H	Coppin St.	100 54
-----															
LAST 12 Division I GAMES:															
30	H	Okl ahoma	74 65	117	A	Iowa St.	79 50	30	A	Oklahoma	74 52				
221	A	Texas Tech	90 44					139	A	Kansas	83 48				
55	H	Oklahoma St.	77 64					117	H	Iowa St.	89 49				
53	A	West Virginia	83 72					221	H	Texas Tech	97 49				
10	H	Texas	81 56					89	A	Kansas St.	88 58				
89	H	Kansas St.	75 50												

Non-Div I Games:

Bayl or

Average RPI Win:	216	WON-LOST	WINNING	LAST 10	STRENGTH OF	OPP. STRENGTH	TEAM	ADJ.	CONF.	ADJ CONF.
Average RPI Loss:	45	RECORD	PCT. RANK	GAMES	SCHEDULE	OF SCHEDULE	RPI	RPI	RPI	RPI
DIV. I ONLY	21- 3	8	10- 0	235	168	68	68	26	26	
DIV. I NON-CONF.	9- 3	61	0- 0	156	25	57	57	27	27	
-----										
TOTALS	RPI 1-25	RPI 26-50	W-L RECORDS	RPI 51-100	RPI 101-999	RPI 201+				
21- 3	0- 1	2- 1	OVERALL	0- 1	19- 0	13- 0				
9- 1	0- 0	0- 0	HOME	0- 1	9- 0	6- 0				
10- 1	0- 0	0- 0	AWAY	0- 0	10- 0	7- 0				
2- 1	0- 1	2- 0	NEUTRAL	0- 0	0- 0	0- 0				
9- 3	0- 1	2- 1	NON-CONFERENCE	0- 1	7- 0	4- 0				
3- 1	0- 0	0- 0	HOME	0- 1	3- 0	2- 0				
4- 1	0- 0	0- 1	AWAY	0- 0	4- 0	2- 0				
2- 1	0- 1	2- 0	NEUTRAL	0- 0	0- 0	0- 0				
12- 0	0- 0	0- 0	CONFERENCE	0- 0	12- 0	9- 0				
6- 0	0- 0	0- 0	HOME	0- 0	6- 0	4- 0				
6- 0	0- 0	0- 0	AWAY	0- 0	6- 0	5- 0				
0- 0	0- 0	0- 0	NEUTRAL	0- 0	0- 0	0- 0				

RPI 1-25				RPI 26-50				RPI 51-100 Team's RPI: 68				RPI 101+			
RPI	S	Opponent	Score	RPI	S	Opponent	Score	RPI	S	Opponent	Score	RPI	S	Opponent	Score
12	N	Stanford	53 74	30	A	Oklahoma	73 96	93	H	Wright St.	81 91	123	A	Vanderbilt	111 74
				39	N	FGCU	75 65					133	A	SIUE	72 55
				42	N	Gonzaga	71 63					133	H	SIUE	86 64
												167	H	Samford	83 46
												169	A	Tulsa	90 65
												174	H	Jacksonville St.	71 55
												211	A	UT Martin	65 63
												212	A	Arkansas St.	83 52
												215	A	Morehead St.	83 62
												220	A	Southeast Mo. St.	67 57
												227	H	Austin Peay	78 75
												255	H	Presbyterian	90 48
												260	A	Lipscomb	91 59
												307	H	Murray St.	70 65
												312	A	Eastern Ky.	77 55
												318	H	Fort Wayne	74 42
												329	H	Tennessee Tech	78 59
												347	A	Eastern Ill.	86 58
												347	H	Eastern Ill.	59 37
LAST 12 Division I GAMES:															
215	A	Morehead St.	83 62	347	A	Eastern Ill.	86 58								
312	A	Eastern Ky.	77 55	133	A	SIUE	72 55								
133	H	SIUE	86 64	174	H	Jacksonville St.	71 55								
347	H	Eastern Ill.	59 37	329	H	Tennessee Tech	78 59								
227	H	Austin Peay	78 75	211	A	UT Martin	65 63								
307	H	Murray St.	70 65	220	A	Southeast Mo. St.	67 57								

Non-Div I Games: Trevecca Nazarene 97 39

Belmont

Average RPI Win:	253	WON-LOST	WINNING	LAST 10	STRENGTH OF	OPP. STRENGTH	TEAM	ADJ.	CONF.	ADJ CONF.
Average RPI Loss:	169	RECORD	PCT. RANK	GAMES	SCHEDULE	OF SCHEDULE	RPI	RPI	RPI	RPI
DIV. I ONLY	15- 4	32	9- 1	308	318	130	130	31	31	
DIV. I NON-CONF.	6- 4	122	2- 1	265	280	194	194	31	31	
-----										
TOTALS	RPI 1-25	RPI 26-50	W-L RECORDS	RPI 51-100	RPI 101-999	RPI 201+				
15- 4	0- 0	0- 1	OVERALL	0- 0	15- 3	12- 2				
7- 2	0- 0	0- 0	HOME	0- 0	7- 2	6- 1				
6- 2	0- 0	0- 1	AWAY	0- 0	6- 1	5- 1				
2- 0	0- 0	0- 0	NEUTRAL	0- 0	2- 0	1- 0				
6- 4	0- 0	0- 1	NON-CONFERENCE	0- 0	6- 3	4- 2				
3- 2	0- 0	0- 0	HOME	0- 0	3- 2	2- 1				
1- 2	0- 0	0- 1	AWAY	0- 0	1- 1	1- 1				
2- 0	0- 0	0- 0	NEUTRAL	0- 0	2- 0	1- 0				
9- 0	0- 0	0- 0	CONFERENCE	0- 0	9- 0	8- 0				
4- 0	0- 0	0- 0	HOME	0- 0	4- 0	4- 0				
5- 0	0- 0	0- 0	AWAY	0- 0	5- 0	4- 0				
0- 0	0- 0	0- 0	NEUTRAL	0- 0	0- 0	0- 0				

RPI 1-25	RPI 26-50	RPI 51-100	RPI 101+	Team's RPI: 130
RPI S Opponent Score	RPI S Opponent Score	RPI S Opponent Score	RPI S Opponent Score	
	50 A Miami (FL) 39 85		110 H Jacksonville 58 68	
			143 N Texas St. 62 56	
			168 H Southern U. 68 56	
			178 A Hampton 61 56	
			207 N Richmond 63 50	
			216 A Norfolk St. 58 51	
			216 H Norfolk St. 60 45	
			230 A North Florida 63 70	
			242 A Howard 59 55	
			262 H Prairie View 77 52	
			278 H Grand Canyon 69 60	
			284 H Southeastern La. 58 60	
			292 A FIU 77 59	
			301 H Coppin St. 64 38	
			303 A UMES 55 48	
			321 H South Carolina St. 68 50	
			328 A Delaware St. 68 60	
			343 H Florida A&M 44 42	
LAST 12 Division I GAMES:				
216 H Norfolk St. 60 45	303 A UMES 55 48			
301 H Coppin St. 64 38	242 A Howard 59 55			
178 A Hampton 61 56	321 H South Carolina St. 68 50			
216 A Norfolk St. 58 51	50 A Miami (FL) 39 85			
328 A Delaware St. 68 60	207 N Richmond 63 50			
343 H Florida A&M 44 42	143 N Texas St. 62 56			

Non-Div I Games: Edward Waters 101 60 Palm Beach Atl. 61 48

Bethune-Cookman



Average RPI		Win: 237	WON-LOST RECORD	WINNING PCT. RANK	LAST 10 GAMES	STRENGTH OF SCHEDULE	OPP. STRENGTH OF SCHEDULE	TEAM RPI	ADJ. RPI	CONF. RPI	ADJ. CONF. RPI
Loss: 144											
DIV. I ONLY			15- 8	83	6- 4	265	246	145	145	20	20
DIV. I NON-CONF.			8- 4	87	1- 0	315	256	168	168	24	24
TOTALS		RPI 1-25		RPI 26-50	W-L RECORDS	RPI 51-100		RPI 101-999		RPI 201+	
15- 8	0- 0		0- 0	OVERALL	2- 2	13- 6	10- 1				
5- 4	0- 0		0- 0	HOME	1- 1	4- 3	2- 1				
9- 3	0- 0		0- 0	AWAY	1- 1	8- 2	7- 0				
1- 1	0- 0		0- 0	NEUTRAL	0- 0	1- 1	1- 0				
8- 4	0- 0		0- 0	NON-CONFERENCE	1- 0	7- 4	6- 0				
3- 1	0- 0		0- 0	HOME	1- 0	2- 1	1- 0				
4- 2	0- 0		0- 0	AWAY	0- 0	4- 2	4- 0				
1- 1	0- 0		0- 0	NEUTRAL	0- 0	1- 1	1- 0				
7- 4	0- 0		0- 0	CONFERENCE	1- 2	6- 2	4- 1				
2- 3	0- 0		0- 0	HOME	0- 1	2- 2	1- 1				
5- 1	0- 0		0- 0	AWAY	1- 1	4- 0	3- 0				
0- 0	0- 0		0- 0	NEUTRAL	0- 0	0- 0	0- 0				

RPI 1-25				RPI 26-50				RPI 51-100				RPI 101+				Team's RPI: 145	
RPI	S	Opponent	Score	RPI	S	Opponent	Score	RPI	S	Opponent	Score	RPI	S	Opponent	Score		
								76	A	Maine	66 62	113	H	Dartmouth	80 64		
								76	H	Maine	38 61	118	H	Yale	69 73		
								77	A	Albany (NY)	46 63	136	A	Bucknell	59 64		
								90	H	Penn	77 72	158	H	Hartford	64 59		
												169	N	Tulsa	55 60		
												182	A	Army West Point	61 73		
												185	A	New Hampshire	54 52		
												185	H	New Hampshire	61 63		
												210	A	Stony Brook	69 64		
												210	H	Stony Brook	59 67		
												269	A	Rider	76 54		
												270	A	Cornell	66 58		
												282	A	Bryant	55 47		
												287	A	Vermont	62 48		
												303	N	UMES	68 51		
												304	A	Southern Utah	72 66		
												327	H	UMBC	81 51		
												342	H	NJIT	67 36		
												346	A	UMass Lowell	76 46		
LAST 12 Division I GAMES:																	
				210	A	Stony Brook	69 64	210	H	Stony Brook	59 67						
				76	H	Maine	38 61	77	A	Albany (NY)	46 63						
				287	A	Vermont	62 48	158	H	Hartford	64 59						
				185	A	New Hampshire	54 52	185	H	New Hampshire	61 63						
				327	H	UMBC	81 51	76	A	Maine	66 62						
				346	A	UMass Lowell	76 46	113	H	Dartmouth	80 64						

Non-Div I Games: SUNY Cortland 90 36

Bi nghamton

Loss, Non-Conf, S Site, H Home A Away N Neutral

Average RPI Win:	206	WON-LOST	WINNING	LAST 10	STRENGTH OF	OPP. STRENGTH	TEAM	ADJ.	CONF.	ADJ CONF.
Average RPI Loss:	154	RECORD	PCT. RANK	GAMES	SCHEDULE	OF SCHEDULE	RPI	RPI	RPI	RPI
DIV. I ONLY	11- 9	143	6- 4	258	121	193	193	16	16	
DIV. I NON-CONF.	4- 5	202	1- 0	304	158	272	272	14	14	
-----										
TOTALS	RPI 1-25	RPI 26-50	W-L RECORDS	RPI 51-100	RPI 101-999	RPI 201+				
11- 9	0- 0	0- 0	OVERALL	1- 5	10- 4	5- 3				
5- 5	0- 0	0- 0	HOME	1- 3	4- 2	1- 1				
6- 2	0- 0	0- 0	AWAY	0- 2	6- 0	4- 0				
0- 2	0- 0	0- 0	NEUTRAL	0- 0	0- 2	0- 2				
4- 5	0- 0	0- 0	NON-CONFERENCE	0- 2	4- 3	1- 3				
2- 3	0- 0	0- 0	HOME	0- 2	2- 1	0- 1				
2- 0	0- 0	0- 0	AWAY	0- 0	2- 0	1- 0				
0- 2	0- 0	0- 0	NEUTRAL	0- 0	0- 2	0- 2				
7- 4	0- 0	0- 0	CONFERENCE	1- 3	6- 1	4- 0				
3- 2	0- 0	0- 0	HOME	1- 1	2- 1	1- 0				
4- 2	0- 0	0- 0	AWAY	0- 2	4- 0	3- 0				
0- 0	0- 0	0- 0	NEUTRAL	0- 0	0- 0	0- 0				

RPI 1-25				RPI 26-50				RPI 51-100				RPI 101+				Team's RPI: 193
RPI	S	Opponent	Score	RPI	S	Opponent	Score	RPI	S	Opponent	Score	RPI	S	Opponent	Score	
								77	H	Wyoming	51 66	112	A	Colorado St.	62 58	
								79	H	Saint Mary's (CA)	72 74	129	H	Saint Francis (PA)	87 59	
								80	A	New Mexico	83 100	147	H	Fresno St.	75 66	
								83	H	Washington St.	53 61	171	H	Washington	85 62	
								100	A	UNLV	54 77	190	H	Nevada	68 72	
								100	H	UNLV	69 60	195	A	Eastern Wash.	61 57	
												213	N	San Diego	52 72	
												240	H	CSU Bakersfield	59 65	
												249	A	San Jose St.	112 80	
												250	A	San Diego St.	86 70	
												291	A	Utah St.	64 42	
												313	H	Air Force	49 46	
												314	A	Portland	73 47	
												324	N	Northern Ari z.	60 62	
-----																
LAST 12 Division I GAMES:																
				100	A	UNLV	54 77	147	H	Fresno St.	75 66					
				313	H	Air Force	49 46	77	H	Wyoming	51 66					
				249	A	San Jose St.	112 80	80	A	New Mexico	83 100					
				190	H	Nevada	68 72	100	H	UNLV	69 60					
				291	A	Utah St.	64 42	112	A	Colorado St.	62 58					
				250	A	San Diego St.	86 70	129	H	Saint Francis (PA)	87 59					

Non-Div I Games: Corban 94 50 Northwest Chrst. 83 51

Boi se St.
























































Average RPI Win:	152	WON-LOST	WINNING	LAST 10	STRENGTH OF	OPP. STRENGTH	TEAM	ADJ.	CONF.	ADJ CONF.
Average RPI Loss:	96	RECORD	PCT. RANK	GAMES	SCHEDULE	OF SCHEDULE	RPI	RPI	RPI	RPI
DIV. I ONLY	6- 17	291	1- 9	34	55	197	197	1	1	
DIV. I NON-CONF.	5- 8	220	0- 2	116	177	210	210	1	1	
-----										
TOTALS	RPI 1-25	RPI 26-50	W-L RECORDS	RPI 51-100	RPI 101-999	RPI 201+				
6- 17	0- 3	1- 3	OVERALL	2- 4	3- 7	2- 2				
5- 7	0- 0	1- 3	HOME	2- 2	2- 2	1- 1				
1- 10	0- 3	0- 0	AWAY	0- 2	1- 4	1- 1				
0- 0	0- 0	0- 0	NEUTRAL	0- 0	0- 0	0- 0				
5- 8	0- 0	1- 0	NON-CONFERENCE	1- 3	3- 5	2- 2				
4- 3	0- 0	1- 0	HOME	1- 2	2- 1	1- 1				
1- 5	0- 0	0- 0	AWAY	0- 1	1- 4	1- 1				
0- 0	0- 0	0- 0	NEUTRAL	0- 0	0- 0	0- 0				
1- 9	0- 3	0- 3	CONFERENCE	1- 1	0- 2	0- 0				
1- 4	0- 0	0- 3	HOME	1- 0	0- 1	0- 0				
0- 5	0- 3	0- 0	AWAY	0- 1	0- 1	0- 0				
0- 0	0- 0	0- 0	NEUTRAL	0- 0	0- 0	0- 0				

RPI 1-25				RPI 26-50				RPI 51-100				RPI 101+ Team's RPI: 197			
RPI	S	Opponent	Score	RPI	S	Opponent	Score	RPI	S	Opponent	Score	RPI	S	Opponent	Score
2	A	Notre Dame	60 89	28	H	Virginia	57 68	52	A	Minnesota	68 78	103	H	Wake Forest	59 67
16	A	Duke	50 75	37	H	Syracuse	57 75	63	A	Virginia Tech	58 89	113	A	Dartmouth	57 68
19	A	NC State	54 72	43	H	Houston	79 74	73	H	Fordham	55 52	149	A	Clemson	61 65
				50	H	Miami (FL)	43 65	76	H	Maine	40 61	185	H	New Hampshire	64 55
								91	H	North Carolina	77 64	187	A	Providence	55 63
								94	H	Seton Hall	53 73	189	A	Columbia	60 68
												203	A	Boston U.	57 61
												237	A	Holy Cross	70 61
												253	H	Fairfield	58 66
												282	H	Bryant	65 42
-----															
LAST 12 Division I GAMES:															
19	A	NC State	54 72	2	A	Notre Dame	60 89	28	H	Virginia	57 68	91	H	North Carolina	77 64
103	H	Wake Forest	59 67	63	A	Virginia Tech	58 89	76	H	Maine	40 61	187	A	Providence	55 63
37	H	Syracuse	57 75	73	H	Fordham	55 52	94	H	Seton Hall	53 73				
16	A	Duke	50 75												
50	H	Miami (FL)	43 65												
149	A	Clemson	61 65												

Non-Div I Games:

Boston College

Average RPI Win:	214	WON-LOST	WINNING	LAST 10	STRENGTH OF	OPP. STRENGTH	TEAM	ADJ.	CONF.	ADJ CONF.
Average RPI Loss:	140	RECORD	PCT. RANK	GAMES	SCHEDULE	OF SCHEDULE	RPI	RPI	RPI	RPI
DIV. I ONLY	8- 13	241	2- 8	126	208	203	203	15	15	
DIV. I NON-CONF.	5- 5	170	0- 1	128	194	130	130	18	18	
-----										
TOTALS	RPI 1-25	RPI 26-50	W-L RECORDS	RPI 51-100	RPI 101-999	RPI 201+				
8- 13	0- 0	0- 1	OVERALL	0- 3	8- 9	4- 2				
3- 7	0- 0	0- 1	HOME	0- 1	3- 5	1- 2				
5- 6	0- 0	0- 0	AWAY	0- 2	5- 4	3- 0				
0- 0	0- 0	0- 0	NEUTRAL	0- 0	0- 0	0- 0				
5- 5	0- 0	0- 1	NON-CONFERENCE	0- 1	5- 3	2- 0				
2- 2	0- 0	0- 1	HOME	0- 0	2- 1	0- 0				
3- 3	0- 0	0- 0	AWAY	0- 1	3- 2	2- 0				
0- 0	0- 0	0- 0	NEUTRAL	0- 0	0- 0	0- 0				
3- 8	0- 0	0- 0	CONFERENCE	0- 2	3- 6	2- 2				
1- 5	0- 0	0- 0	HOME	0- 1	1- 4	1- 2				
2- 3	0- 0	0- 0	AWAY	0- 1	2- 2	1- 0				
0- 0	0- 0	0- 0	NEUTRAL	0- 0	0- 0	0- 0				

RPI S Opponent	Score	RPI S Opponent	Score	RPI S Opponent	Score	RPI S Opponent	Score
		47  UCF	32  47	66  American	50  66	114  Brown	68  92
				72  Harvard	70  80	128  Delaware	85 79
				84  Navy	59  64	134  Northeastern	74 73
						136  Bucknel I	57  67
						136  Bucknel I	58  63
						164  Lehi gh	58  74
						164  Lehi gh	56  65
						170  Marist	52  80
						182  Army West Point	60 59
						185  New Hampshi re	57  72
						197  Boston Colle ge	61 57
						228  Loyol a Maryl and	75 56
						237  Holy Cross	57  60
						241  Lafayette	45  47
						271  Col gate	62 49
						282  Bryant	78 61
						287  Vermont	57 41
LAST 12 Division I GAMES:							
164  Lehi gh	56  65	271  Col gate	62 49				
136  Bucknel I	57  67	164  Lehi gh	58  74				
241  Lafayette	45  47	228  Loyol a Maryl and	75 56				
84  Navy	59  64	136  Bucknel I	58  63				
66  American	50  66	182  Army West Point	60 59				
237  Holy Cross	57  60	114  Brown	68  92				

Non-Div I Games:

Boston U.

Downing Green				Through Games Of Feb. 6, 2018							
Average RPI	Win:	Loss:	WON-LOST RECORD	WINNING PCT. RANK	LAST 10 GAMES	STRENGTH OF SCHEDULE	OPP. STRENGTH OF SCHEDULE	TEAM RPI	ADJ. RPI	CONF. RPI	ADJ CONF. RPI
DIV. I ONLY	224		9- 12	217	2- 8	122	143	181	181	7	7
DIV. I NON-CONF.	106		7- 3	74	0- 1	232	324	117	117	8	8
<hr/>											
TOTALS	RPI 1-25			RPI 26-50		W-L RECORDS	RPI 51-100	RPI 101-999		RPI 201+	
9- 12	0- 0			0- 4		OVERALL	0- 3	9- 5		6- 2	
4- 6	0- 0			0- 1		HOME	0- 3	4- 2		3- 2	
3- 6	0- 0			0- 3		AWAY	0- 0	3- 3		2- 0	
2- 0	0- 0			0- 0		NEUTRAL	0- 0	2- 0		1- 0	
7- 3	0- 0			0- 1		NON-CONFERENCE	0- 0	7- 2		5- 1	
3- 1	0- 0			0- 0		HOME	0- 0	3- 1		3- 1	
2- 2	0- 0			0- 1		AWAY	0- 0	2- 1		1- 0	
2- 0	0- 0			0- 0		NEUTRAL	0- 0	2- 0		1- 0	
2- 9	0- 0			0- 3		CONFERENCE	0- 3	2- 3		1- 1	
1- 5	0- 0			0- 1		HOME	0- 3	1- 1		0- 1	
1- 4	0- 0			0- 2		AWAY	0- 0	1- 2		1- 0	
0- 0	0- 0			0- 0		NEUTRAL	0- 0	0- 0		0- 0	

RPI 1-25				RPI 26-50				RPI 51-100				RPI 101+				Team's RPI: 181	
RPI	S	Opponent	Score	RPI	S	Opponent	Score	RPI	S	Opponent	Score	RPI	S	Opponent	Score		
				29	A	Central Mi ch.	54 90	61	H	Tol edo	67 77	109	A	Western Mi ch.	58 67		
				40	A	Bal l St.	41 82	75	H	Ohi o	63 70	138	A	Kent St.	57 81		
				40	H	Bal l St.	73 84	95	H	Mi ami (OH)	62 66	138	H	Kent St.	60 50		
				41	A	South Dakota St.	44 76					142	A	Ci nci nnati	51 75		
												148	A	Robert Morris	64 62		
												180	N	Fla. Atlantic	66 55		
												208	H	Xavier	63 53		
												209	H	Eastern Mi ch.	52 54		
												216	N	Norfol k St.	59 50		
												218	A	Akron	66 64		
												288	H	Val parai so	90 77		
												294	H	Can i si us	57 71		
												310	A	Detroi t Mercy	85 81		
												312	H	Eastern Ky.	77 60		
LAST 12 Division I GAMES:																	
				95	H	Mi ami (OH)	62 66	218	A	Akron	66 64						
				138	A	Kent St.	57 81	29	A	Central Mi ch.	54 90						
				61	H	Toledo	67 77	40	H	Bal l St.	73 84						
				40	A	Bal l St.	41 82	209	H	Eastern Mi ch.	52 54						
				75	H	Ohi o	63 70	109	A	Western Mi ch.	58 67						
				138	H	Kent St.	60 50	142	A	Ci nci nnati	51 75						

Non-Div I Games:	Ferris St.	82	73
------------------	------------	----	----

## Bowling Green

■ Loss, ■ Non-Conf, S Site, H Home A Away N Neutral

Bradley				Through Games Of Feb. 6, 2018						
Average RPI Win: 274		WON-LOST RECORD	WINNING PCT. RANK	LAST 10 GAMES	STRENGTH OF SCHEDULE	OPP. STRENGTH OF SCHEDULE	TEAM RPI	ADJ. RPI	CONF. RPI	ADJ CONF. RPI
Average RPI Loss: 158										
DIV. I ONLY		10- 11	193	4- 6	305	265	248	248	24	24
DIV. I NON-CONF.		5- 5	170	1- 0	250	254	203	203	22	22
<hr/>										
TOTALS		RPI 1-25	RPI 26-50	W-L RECORDS	RPI 51-100	RPI 101-999	RPI 201+			
10- 11	0- 1		0- 0	OVERALL	0- 1	10- 9	9- 3			
4- 6	0- 0		0- 0	HOME	0- 1	4- 5	3- 1			
5- 5	0- 1		0- 0	AWAY	0- 0	5- 4	5- 2			
1- 0	0- 0		0- 0	NEUTRAL	0- 0	1- 0	1- 0			
5- 5	0- 1		0- 0	NON-CONFERENCE	0- 0	5- 4	4- 1			
3- 1	0- 0		0- 0	HOME	0- 0	3- 1	2- 0			
1- 4	0- 1		0- 0	AWAY	0- 0	1- 3	1- 1			
1- 0	0- 0		0- 0	NEUTRAL	0- 0	1- 0	1- 0			
5- 6	0- 0		0- 0	CONFERENCE	0- 1	5- 5	5- 2			
1- 5	0- 0		0- 0	HOME	0- 1	1- 4	1- 1			
4- 1	0- 0		0- 0	AWAY	0- 0	4- 1	4- 1			
0- 0	0- 0		0- 0	NEUTRAL	0- 0	0- 0	0- 0			

RPI 1-25				RPI 26-50				RPI 51-100				RPI 101+ Team's RPI: 248			
RPI	S	Opponent	Score	RPI	S	Opponent	Score	RPI	S	Opponent	Score	RPI	S	Opponent	Score
13	A	Green Bay	40 72					86	H	Drake	75 84	106	H	Western Ill.	87 80
												116	H	Missouri St.	65 71
												124	H	Cleveland St.	65 67
												135	A	Northern Ill.	52 76
												141	H	Southern Ill.	62 63
												153	H	UNI	40 51
												200	A	Illinois	62 74
												220	A	Southeast Mo. St.	53 57
												234	H	Omaha	69 56
												256	A	Indiana St.	50 65
												258	N	Nicholls St.	75 65
												265	A	Illinois St.	62 42
												288	A	Valparaiso	88 69
												288	H	Valparaiso	69 58
												295	A	Loyola Chicago	59 57
												295	H	Loyola Chicago	61 71
												315	H	Ill. -Chicago	58 48
												347	A	Eastern Ill.	67 52
												348	A	Evansville	117 59
<hr/>															
LAST 12 Division I GAMES:															
295	H	Loyola Chicago	61 71	116	H	Missouri St.	65 71								
288	H	Valparaiso	69 58	141	H	Southern Ill.	62 63								
86	H	Drake	75 84	288	A	Valparaiso	88 69								
153	H	UNI	40 51	295	A	Loyola Chicago	59 57								
348	A	Evansville	117 59	265	A	Illinois St.	62 42								
256	A	Indiana St.	50 65	106	H	Western Ill.	87 80								

Non-Div I Games: Lincoln (MO) 88 44

Bradley

Loss, 
Non-Conf, S Site, 
H Home
A Away 
N Neutral

Average RPI		Win: 227	WON-LOST	WINNING	LAST 10	STRENGTH OF	OPP. STRENGTH	TEAM	ADJ.	CONF.	ADJ CONF.	
Loss: 79			RECORD	PCT. RANK	GAMES	SCHEDULE	OF SCHEDULE	RPI	RPI	RPI	RPI	
DIV. I ONLY		12- 6		78	4- 5	204		130	114	114	9	9
DIV. I NON-CONF.		11- 1		13	5- 0	321		187	94	94	9	9
-----												
TOTALS		RPI 1-25		RPI 26-50		W-L RECORDS		RPI 51-100	RPI 101-999		RPI 201+	
12- 6		0- 0		0- 2		OVERALL		0- 2	12- 2		8- 0	
5- 3		0- 0		0- 2		HOME		0- 1	5- 0		4- 0	
5- 3		0- 0		0- 0		AWAY		0- 1	5- 2		3- 0	
2- 0		0- 0		0- 0		NEUTRAL		0- 0	2- 0		1- 0	
11- 1		0- 0		0- 1		NON-CONFERENCE		0- 0	11- 0		8- 0	
4- 1		0- 0		0- 1		HOME		0- 0	4- 0		4- 0	
5- 0		0- 0		0- 0		AWAY		0- 0	5- 0		3- 0	
2- 0		0- 0		0- 0		NEUTRAL		0- 0	2- 0		1- 0	
1- 5		0- 0		0- 1		CONFERENCE		0- 2	1- 2		0- 0	
1- 2		0- 0		0- 1		HOME		0- 1	1- 0		0- 0	
0- 3		0- 0		0- 0		AWAY		0- 1	0- 2		0- 0	
0- 0		0- 0		0- 0		NEUTRAL		0- 0	0- 0		0- 0	

RPI 1-25				RPI 26-50				RPI 51-100				RPI 101+				Team's RPI: 114
RPI	S	Opponent	Score	RPI	S	Opponent	Score	RPI	S	Opponent	Score	RPI	S	Opponent	Score	
				36	H	Cal i forni a	79 89	72	A	Harvard	85 87	113	A	Dartmouth	73 78	
				45	H	Princeton	62 77	90	H	Penn	55 88	118	A	Yale	63 77	
												118	H	Yale	81 71	
												151	A	Paci fic	74 57	
												178	N	Hampton	73 66	
												187	A	Provi dence	64 59	
												203	H	Boston U.	92 68	
												237	H	Hol y Cross	82 78	
												242	A	Howard	85 81	
												271	A	Col gate	83 73	
												282	H	Bryant	85 62	
												282	N	Bryant	72 60	
												286	H	Sacred Heart	102 77	
												289	A	Central Conn. St.	78 55	
LAST 12 Division I GAMES:																
				45	H	Princeton	62 77	242	A	Howard	85 81					
				90	H	Penn	55 88	203	H	Boston U.	92 68					
				72	A	Harvard	85 87	271	A	Col gate	83 73					
				113	A	Dartmouth	73 78	286	H	Sacred Heart	102 77					
				118	H	Yale	81 71	282	N	Bryant	72 60					
				118	A	Yale	63 77	187	A	Provi dence	64 59					

Non-Div I Games: Johnson &amp; Wales (RI) 100 79

Brown

Average RPI Win: 287  
Average RPI Loss: 177

WON-LOST  
RECORD

WINNING  
PCT. RANK

LAST 10  
GAMES

STRENGTH OF  
SCHEDULE

OPP. STRENGTH  
OF SCHEDULE

TEAM  
RPI

ADJ.  
RPI

CONF.  
RPI

ADJ CONF.  
RPI

DIV. I ONLY	7- 15	268	6- 4	229	320	282	282	29	29
DIV. I NON-CONF.	1- 10	327	0- 1	189	211	311	311	29	29
<hr/>									
TOTALS	RPI 1-25	RPI 26-50	W-L RECORDS	RPI 51-100	RPI 101-999	RPI 201+			
7- 15	0- 0	0- 0	OVERALL	0- 2	7- 13	7- 5			
4- 7	0- 0	0- 0	HOME	0- 0	4- 7	4- 4			
2- 7	0- 0	0- 0	AWAY	0- 2	2- 5	2- 1			
1- 1	0- 0	0- 0	NEUTRAL	0- 0	1- 1	1- 0			
1- 10	0- 0	0- 0	NON-CONFERENCE	0- 2	1- 8	1- 2			
0- 4	0- 0	0- 0	HOME	0- 0	0- 4	0- 1			
0- 5	0- 0	0- 0	AWAY	0- 2	0- 3	0- 1			
1- 1	0- 0	0- 0	NEUTRAL	0- 0	1- 1	1- 0			
6- 5	0- 0	0- 0	CONFERENCE	0- 0	6- 5	6- 3			
4- 3	0- 0	0- 0	HOME	0- 0	4- 3	4- 3			
2- 2	0- 0	0- 0	AWAY	0- 0	2- 2	2- 0			
0- 0	0- 0	0- 0	NEUTRAL	0- 0	0- 0	0- 0			

RPI 1-25				RPI 26-50				RPI 51-100				RPI 101+ Team's RPI: 282			
RPI	S	Opponent	Score	RPI	S	Opponent	Score	RPI	S	Opponent	Score	RPI	S	Opponent	Score
								76	A	Maine	68 70	114	A	Brown	62 85
								82	A	James Madison	36 67	114	N	Brown	60 72
												129	A	Saint Francis (PA)	69 87
												145	H	Binghamton	47 55
												148	A	Robert Morris	49 72
												158	H	Hartford	47 59
												185	H	New Hampshire	65 74
												197	A	Boston College	42 65
												203	H	Boston U.	61 78
												237	A	Holy Cross	57 59
												266	A	Fairleigh Dickinson	65 48
												266	H	Fairleigh Dickinson	69 77
												276	H	St. Francis Brooklyn	73 63
												277	H	LIU Brooklyn	75 56
												283	H	Mt. St. Mary's	63 68
												286	A	Sacred Heart	81 73
												286	H	Sacred Heart	60 56
												289	H	Central Conn. St.	66 50
												319	H	Wagner	66 75
												332	N	Rhode Island	58 52
<hr/>															
LAST 12 Division I GAMES:															
286	H	Sacred Heart	60 56	286	A	Sacred Heart	81 73								
266	H	Fairleigh Dickinson	69 77	266	A	Fairleigh Dickinson	65 48								
129	A	Saint Francis (PA)	69 87	289	H	Central Conn. St.	66 50								
148	A	Robert Morris	49 72	283	H	Mt. St. Mary's	63 68								
276	H	St. Francis Brooklyn	73 63	319	H	Wagner	66 75								
277	H	LIU Brooklyn	75 56	82	A	James Madison	36 67								

Non-Div I Games:

Bryant

Loss, Non-Conf, S Site, H Home A Away N Neutral



Average RPI Win:	225	WON-LOST	WINNING	LAST 10	STRENGTH OF	OPP. STRENGTH	TEAM	ADJ.	CONF.	ADJ CONF.
Average RPI Loss:	144	RECORD	PCT. RANK	GAMES	SCHEDULE	OF SCHEDULE	RPI	RPI	RPI	RPI
DIV. I ONLY	14- 8	96	8- 2	241	176	136	136	15	15	
DIV. I NON-CONF.	6- 5	153	0- 1	286	193	201	201	18	18	
-----										
TOTALS	RPI 1-25	RPI 26-50	W-L RECORDS	RPI 51-100	RPI 101-999	RPI 201+				
14- 8	0- 0	0- 0	OVERALL	1- 3	13- 5	11- 2				
8- 3	0- 0	0- 0	HOME	1- 0	7- 3	5- 2				
6- 5	0- 0	0- 0	AWAY	0- 3	6- 2	6- 0				
0- 0	0- 0	0- 0	NEUTRAL	0- 0	0- 0	0- 0				
6- 5	0- 0	0- 0	NON-CONFERENCE	0- 2	6- 3	5- 1				
3- 2	0- 0	0- 0	HOME	0- 0	3- 2	2- 1				
3- 3	0- 0	0- 0	AWAY	0- 2	3- 1	3- 0				
0- 0	0- 0	0- 0	NEUTRAL	0- 0	0- 0	0- 0				
8- 3	0- 0	0- 0	CONFERENCE	1- 1	7- 2	6- 1				
5- 1	0- 0	0- 0	HOME	1- 0	4- 1	3- 1				
3- 2	0- 0	0- 0	AWAY	0- 1	3- 1	3- 0				
0- 0	0- 0	0- 0	NEUTRAL	0- 0	0- 0	0- 0				

RPI 1-25				RPI 26-50				RPI 51-100				RPI 101+				Team's RPI: 136
RPI	S	Opponent	Score	RPI	S	Opponent	Score	RPI	S	Opponent	Score	RPI	S	Opponent	Score	
								57	A	Drexel	54 63	145	H	Binghamton	64 59	
								66	A	American	58 68	146	A	Pittsburgh	39 57	
								73	A	Fordham	62 71	164	A	Lehigh	62 66	
								84	H	Navy	47 39	182	H	Army West Point	60 36	
												183	H	Saint Joseph's	53 77	
												203	A	Boston U.	63 58	
												203	H	Boston U.	67 57	
												218	H	Akron	63 52	
												225	A	Youngstown St.	66 60	
												228	H	Loyola Maryland	65 68	
												237	A	Holy Cross	71 47	
												238	H	St. Bonaventure	48 59	
												241	A	Lafayette	80 57	
												241	H	Lafayette	83 53	
												269	A	Rider	76 71	
												271	H	Colgate	77 57	
												294	H	Canisius	76 57	
												338	A	Iona	60 53	
-----																
LAST 12 Division I GAMES:																
241	A	Lafayette	80 57	164	A	Lehigh	62 66									
203	H	Boston U.	67 57	241	H	Lafayette	83 53									
84	H	Navy	47 39	182	H	Army West Point	60 36									
237	A	Holy Cross	71 47	203	A	Boston U.	63 58									
228	H	Loyola Maryland	65 68	66	A	American	58 68									
271	H	Colgate	77 57	146	A	Pittsburgh	39 57									

Non-Div I Games:

Bucknell

Average RPI Win:	140	WON-LOST	WINNING	LAST 10	STRENGTH OF	OPP. STRENGTH	TEAM	ADJ.	CONF.	ADJ CONF.
Average RPI Loss:	107	RECORD	PCT. RANK	GAMES	SCHEDULE	OF SCHEDULE	RPI	RPI	RPI	RPI
DIV. I ONLY	17- 4	26	8- 2	73	73	22	22	7	7	
DIV. I NON-CONF.	9- 2	34	1- 1	180	71	42	42	8	8	
TOTALS	RPI 1-25	RPI 26-50	W-L RECORDS	RPI 51-100	RPI 101-999	RPI 201+				
17- 4	0- 0	1- 2	OVERALL	7- 0	9- 2	5- 1				
7- 0	0- 0	0- 0	HOME	2- 0	5- 0	3- 0				
7- 4	0- 0	1- 2	AWAY	3- 0	3- 2	2- 1				
3- 0	0- 0	0- 0	NEUTRAL	2- 0	1- 0	0- 0				
9- 2	0- 0	0- 1	NON-CONFERENCE	3- 0	6- 1	3- 1				
3- 0	0- 0	0- 0	HOME	0- 0	3- 0	2- 0				
3- 2	0- 0	0- 1	AWAY	1- 0	2- 1	1- 1				
3- 0	0- 0	0- 0	NEUTRAL	2- 0	1- 0	0- 0				
8- 2	0- 0	1- 1	CONFERENCE	4- 0	3- 1	2- 0				
4- 0	0- 0	0- 0	HOME	2- 0	2- 0	1- 0				
4- 2	0- 0	1- 1	AWAY	2- 0	1- 1	1- 0				
0- 0	0- 0	0- 0	NEUTRAL	0- 0	0- 0	0- 0				

RPI 1-25				Team's RPI: 22				RPI 26-50				RPI 51-100				RPI 101+			
RPI	S	Opponent	Score	RPI	S	Opponent	Score	RPI	S	Opponent	Score	RPI	S	Opponent	Score	RPI	S	Opponent	Score
29	A	Central Mi ch.	79 86	29	A	Arizona St.	57 76	56	N	Nebraska	82 72	109	H	Western Mi ch.	71 49				
33	A			40	A	Ball St.	84 80	59	A	St. John' s (NY)	73 72	128	H	Del aware	87 73				
								61	A	Toledo	84 73	135	A	Northern Ill.	84 86				
								61	H	Toledo	87 69	149	N	Clemson	61 41				
								75	A	Ohio	67 63	189	A	Col umbi a	65 63				
								95	H	Miami (OH)	72 67	209	H	Eastern Mi ch.	97 92				
								100	N	UNLV	80 53	218	A	Akron	89 66				
												229	A	Niagara	62 75				
												238	A	St. Bonaventure	76 59				
												294	H	Canisius	73 47				
												303	H	UMES	76 41				
LAST 12 Division I GAMES:																			
61	A	Toledo	84 73	95	H	Miami (OH)	72 67	135	A	Northern Ill.	84 86								
29	A	Central Mi ch.	79 86	109	H	Western Mi ch.	71 49	218	A	Akron	89 66								
209	H	Eastern Mi ch.	97 92	59	A	St. John' s (NY)	73 72	229	A	Niagara	62 75								
61	H	Toledo	87 69																
75	A	Ohio	67 63																
40	A	Ball St.	84 80																

Non-Div I Games:

Buffalo

Butler		Average RPI Win: 179		WON-LOST RECORD		WINNING PCT. RANK		LAST 10 GAMES		STRENGTH OF SCHEDULE		OPP. STRENGTH OF SCHEDULE		TEAM RPI		ADJ. RPI		CONF. RPI		ADJ CONF. RPI	
Average RPI Loss: 67		13- 12		169		3- 7		63		80		97		97		6		6			
DIV. I ONLY		8- 4		87		0- 0		105		223		72		72		6		6			
DIV. I NON-CONF.																					
TOTALS		RPI 1-25		RPI 26-50		W-L RECORDS		RPI 51-100		RPI 101-999		RPI 201+									
13- 12		0- 1		2- 4		OVERALL		2- 5		9- 2		6- 1									
7- 4		0- 0		1- 1		HOME		1- 1		5- 2		3- 1									
5- 6		0- 1		1- 3		AWAY		0- 2		4- 0		3- 0									
1- 2		0- 0		0- 0		NEUTRAL		1- 2		0- 0		0- 0									
8- 4		0- 0		0- 2		NON-CONFERENCE		1- 2		7- 0		6- 0									
4- 0		0- 0		0- 0		HOME		0- 0		4- 0		3- 0									
3- 2		0- 0		0- 2		AWAY		0- 0		3- 0		3- 0									
1- 2		0- 0		0- 0		NEUTRAL		1- 2		0- 0		0- 0									
5- 8		0- 1		2- 2		CONFERENCE		1- 3		2- 2		0- 1									
3- 4		0- 0		1- 1		HOME		1- 1		1- 2		0- 1									
2- 4		0- 1		1- 1		AWAY		0- 2		1- 0		0- 0									
0- 0		0- 0		0- 0		NEUTRAL		0- 0		0- 0		0- 0									

RPI 1-25				RPI 26-50				RPI 51-100				RPI 101+			
RPI	S	Opponent	Score	RPI	S	Opponent	Score	RPI	S	Opponent	Score	RPI	S	Opponent	Score
24	A	DePaul	65 87	26	A	Villanova	76 53	53	N	West Virginia	68 75	125	A	Georgetown	66 57
				26	H	Villanova	67 69	57	N	Drexel	62 76	125	H	Georgetown	52 63
				27	A	South Fla.	55 71	59	A	St. John's (NY)	38 76	186	H	Wisconsin	69 62
				32	A	Marquette	67 69	59	H	St. John's (NY)	55 73	187	H	Providence	68 57
				38	H	Creighton	59 53	63	N	Virginia Tech	79 77	208	H	Xavier	62 69
				40	A	Ball St.	75 87	94	A	Seton Hall	64 75	227	H	Austin Peay	75 54
								94	H	Seton Hall	66 48	256	A	Indiana St.	60 51
												260	H	Lipscomb	70 58
												265	A	Illinois St.	56 45
												295	H	Loyola Chicago	64 52
												307	A	Murray St.	88 59
LAST 12 Division I GAMES:															
94	A	Seton Hall	64 75	24	A	DePaul	65 87	32	A	Marquette	67 69	59	H	St. John's (NY)	55 73
59	A	St. John's (NY)	38 76	59	H	St. John's (NY)	55 73	94	H	Seton Hall	66 48	125	A	Georgetown	66 57
26	H	Villanova	67 69	94	A	Seton Hall	64 75	26	A	Villanova	76 53				
125	H	Georgetown	52 63												
187	H	Providence	68 57												
38	H	Creighton	59 53												

Non-Div I Games:

Butler

Average RPI Win: 281	WON-LOST RECORD	WINNING PCT. RANK	LAST 10 GAMES	STRENGTH OF SCHEDULE	OPP. STRENGTH OF SCHEDULE	TEAM RPI	ADJ. RPI	CONF. RPI	ADJ CONF. RPI
Average RPI Loss: 174									
DIV. I ONLY	10- 10	170	6- 4	334	223	240	240	30	30
DIV. I NON-CONF.	4- 8	239	2- 2	262	159	238	238	30	30
-----									
TOTALS	RPI 1-25	RPI 26-50	W-L RECORDS	RPI 51-100	RPI 101-999	RPI 201+			
10- 10	0- 1	0- 0	OVERALL	0- 1	10- 8	9- 5			
5- 2	0- 0	0- 0	HOME	0- 0	5- 2	5- 1			
5- 8	0- 1	0- 0	AWAY	0- 1	5- 6	4- 4			
0- 0	0- 0	0- 0	NEUTRAL	0- 0	0- 0	0- 0			
4- 8	0- 1	0- 0	NON-CONFERENCE	0- 1	4- 6	3- 3			
2- 1	0- 0	0- 0	HOME	0- 0	2- 1	2- 0			
2- 7	0- 1	0- 0	AWAY	0- 1	2- 5	1- 3			
0- 0	0- 0	0- 0	NEUTRAL	0- 0	0- 0	0- 0			
6- 2	0- 0	0- 0	CONFERENCE	0- 0	6- 2	6- 2			
3- 1	0- 0	0- 0	HOME	0- 0	3- 1	3- 1			
3- 1	0- 0	0- 0	AWAY	0- 0	3- 1	3- 1			
0- 0	0- 0	0- 0	NEUTRAL	0- 0	0- 0	0- 0			

RPI	S	Opponent	Score	RPI	S	Opponent	Score	RPI	S	Opponent	Score	RPI	S	Opponent	Score	Team's RPI: 240
12	A	Stanford	34 57					71	A	South Dakota	50 66	122	A	UTEP	56 67	
												161	A	Cal Poly	57 59	
												177	H	UC Irvine	59 72	
												193	A	Boise St.	65 59	
												206	H	Seattle U	75 68	
												214	A	SMU	29 41	
												234	H	Omaha	52 43	
												235	A	New Mexico St.	48 56	
												243	A	UC Riverside	65 68	
												249	A	San Jose St.	57 67	
												259	A	UMKC	76 62	
												259	H	UMKC	58 60	
												298	H	Cal St. Fullerton	55 43	
												304	A	Southern Utah	46 45	
												308	H	Utah Valley	63 58	
												322	A	UTRGV	67 64	
												345	A	Chicago St.	63 36	
												345	H	Chicago St.	63 49	
LAST 12 Division I GAMES:																
259	A	UMKC	76 62	322	A	UTRGV	67 64									
345	A	Chicago St.	63 36	308	H	Utah Valley	63 58									
206	H	Seattle U	75 68	177	H	UC Irvine	59 72									
345	H	Chicago St.	63 49	161	A	Cal Poly	57 59									
259	H	UMKC	58 60	193	A	Boise St.	65 59									
235	A	New Mexico St.	48 56	234	H	Omaha	52 43									

Non-Div I Games: Fresno Pacific 74 63 Whittier 72 35

Average RPI Win: 227	WON-LOST RECORD	WINNING PCT. RANK	LAST 10 GAMES	STRENGTH OF SCHEDULE	OPP. STRENGTH OF SCHEDULE	TEAM RPI	ADJ. RPI	CONF. RPI	ADJ CONF. RPI
Average RPI Loss: 167									
DIV. I ONLY	12- 10	148	7- 3	206	235	184	184	21	21
DIV. I NON-CONF.	6- 7	184	1- 1	195	268	221	221	20	20
-----									
TOTALS	RPI 1-25	RPI 26-50	W-L RECORDS	RPI 51-100	RPI 101-999	RPI 201+			
12- 10	0- 1	0- 0	OVERALL	1- 0	11- 9	8- 3			
7- 4	0- 0	0- 0	HOME	1- 0	6- 4	5- 1			
5- 5	0- 1	0- 0	AWAY	0- 0	5- 4	3- 2			
0- 1	0- 0	0- 0	NEUTRAL	0- 0	0- 1	0- 0			
6- 7	0- 1	0- 0	NON-CONFERENCE	0- 0	6- 6	4- 3			
4- 3	0- 0	0- 0	HOME	0- 0	4- 3	3- 1			
2- 3	0- 1	0- 0	AWAY	0- 0	2- 2	1- 2			
0- 1	0- 0	0- 0	NEUTRAL	0- 0	0- 1	0- 0			
6- 3	0- 0	0- 0	CONFERENCE	1- 0	5- 3	4- 0			
3- 1	0- 0	0- 0	HOME	1- 0	2- 1	2- 0			
3- 2	0- 0	0- 0	AWAY	0- 0	3- 2	2- 0			
0- 0	0- 0	0- 0	NEUTRAL	0- 0	0- 0	0- 0			

RPI 1-25				RPI 26-50				RPI 51-100				RPI 101+ Team's RPI: 184			
RPI	S	Opponent	Score	RPI	S	Opponent	Score	RPI	S	Opponent	Score	RPI	S	Opponent	Score
7	A	Oregon	43 91					69	H	UC Davis	75 71	115	N	Milwaukee	50 58
												140	H	Weber St.	61 64
												147	H	Fresno St.	85 72
												160	A	Loyola Marymount	75 68
												161	A	Cal Poly	71 84
												162	H	Idaho	75 80
												177	A	UC Irvine	47 56
												201	A	UC Santa Barbara	48 30
												201	H	UC Santa Barbara	73 74
												206	H	Seattle U	67 62
												223	A	New Orleans	73 76
												234	H	Omaha	60 68
												243	H	UC Riverside	60 55
												249	A	San Jose St.	76 59
												250	A	San Diego St.	55 58
												253	A	Hawaii	70 58
												281	H	Arizona	66 63
												298	A	Cal St. Fullerton	70 68
												298	H	Cal St. Fullerton	65 41
												324	H	Northern Ari z.	78 69
-----															
LAST 12 Division I GAMES:															
				69	H	UC Davis	75 71	161	A	Cal Poly	71 84				
				201	A	UC Santa Barbara	48 30	201	H	UC Santa Barbara	73 74				
				177	A	UC Irvine	47 56	298	A	Cal St. Fullerton	70 68				
				253	A	Hawaii	70 58	206	H	Seattle U	67 62				
				243	H	UC Riverside	60 55	234	H	Omaha	60 68				
				298	H	Cal St. Fullerton	65 41	324	H	Northern Ari z.	78 69				

Non-Div I Games: Biola 68 51

CSUN

Loss, 
Non-Conf, 
S Site, 
H Home
A Away
N Neutral

Cal Poly		WON-LOST		WINNING		LAST 10		STRENGTH OF		OPP. STRENGTH		TEAM		ADJ.		CONF.		ADJ CONF.	
Average RPI Win: 251		RECORD		PCT. RANK		GAMES		SCHEDULE		OF SCHEDULE		RPI		RPI		RPI		RPI	
Average RPI Loss: 152																			
DIV. I ONLY		12- 8		119		8- 2		263		256		161		161		21		21	
DIV. I NON-CONF.		5- 6		187		2- 1		213		315		200		200		20		20	
TOTALS		RPI 1-25		RPI 26-50		W-L RECORDS		RPI 51-100		RPI 101-999		RPI 201+							
12- 8		0- 0		0- 0		OVERALL		0- 3		12- 5		9- 1							
7- 2		0- 0		0- 0		HOME		0- 1		7- 1		4- 0							
5- 6		0- 0		0- 0		AWAY		0- 2		5- 4		5- 1							
0- 0		0- 0		0- 0		NEUTRAL		0- 0		0- 0		0- 0							
5- 6		0- 0		0- 0		NON-CONFERENCE		0- 2		5- 4		4- 1							
3- 1		0- 0		0- 0		HOME		0- 0		3- 1		2- 0							
2- 5		0- 0		0- 0		AWAY		0- 2		2- 3		2- 1							
0- 0		0- 0		0- 0		NEUTRAL		0- 0		0- 0		0- 0							
7- 2		0- 0		0- 0		CONFERENCE		0- 1		7- 1		5- 0							
4- 1		0- 0		0- 0		HOME		0- 1		4- 0		2- 0							
3- 1		0- 0		0- 0		AWAY		0- 0		3- 1		3- 0							
0- 0		0- 0		0- 0		NEUTRAL		0- 0		0- 0		0- 0							

RPI 1-25				RPI 26-50				RPI 51-100				RPI 101+ Team's RPI: 161			
RPI	S	Opponent	Score	RPI	S	Opponent	Score	RPI	S	Opponent	Score	RPI	S	Opponent	Score
								52	A	Minnesota	68 112	148	H	Robert Morris	50 66
								69	H	UC Davis	76 80	166	A	San Francisco	71 83
								79	A	Saint Mary's (CA)	64 82	166	H	San Francisco	88 83
												177	H	UC Irvine	79 76
												184	H	CSUN	84 71
												195	A	Eastern Wash.	72 75
												201	A	UC Santa Barbara	68 73
												240	H	CSU Bakersfield	59 57
												243	A	UC Riverside	87 82
												243	H	UC Riverside	91 73
												253	H	Hawaii	52 50
												267	A	North Dakota St.	73 69
												278	H	Grand Canyon	75 69
												298	A	Cal St. Fullerton	72 63
												308	A	Utah Valley	70 89
												324	A	Northern Ariz.	89 73
												335	A	Long Beach St.	75 64
LAST 12 Division I GAMES:															
243	H	UC Riverside	91 73	184	H	CSUN	84 71	201	A	UC Santa Barbara	68 73				
253	H	Hawaii	52 50	243	A	UC Riverside	87 82	240	H	CSU Bakersfield	59 57				
298	A	Cal St. Fullerton	72 63	308	A	Utah Valley	70 89	267	A	North Dakota St.	73 69				
335	A	Long Beach St.	75 64												
69	H	UC Davis	76 80												
177	H	UC Irvine	79 76												

Non-Div I Games: Cal St. Monterey Bay 77 44

Cal Poly

Loss, 
Non-Conf, 
S Site, 
H Home
A Away 
N Neutral

Average RPI Win: 298

Average RPI Loss: 184

WON-LOST  
RECORDWINNING  
PCT. RANKLAST 10  
GAMESSTRENGTH OF  
SCHEDULEOPP. STRENGTH  
OF SCHEDULETEAM  
RPIADJ.  
RPICONF.  
RPIADJ CONF.  
RPIDIV. I ONLY  
DIV. I NON-CONF.6- 14  
4- 8279  
2393- 7  
2- 1288  
307293  
325298  
286298  
28621  
2021  
20

TOTALS

RPI 1-25

RPI 26-50

W-L RECORDS

RPI 51-100

RPI 101-999

RPI 201+

6- 14

0- 0

0- 0

OVERALL

0- 1

6- 13

6- 5

4- 5

0- 0

0- 0

HOME

0- 0

4- 5

4- 0

2- 8

0- 0

0- 0

AWAY

0- 1

2- 7

2- 4

0- 1

0- 0

0- 0

NEUTRAL

0- 0

0- 1

0- 1

4- 8

0- 0

0- 0

NON-CONFERENCE

0- 0

4- 8

4- 4

2- 2

0- 0

0- 0

HOME

0- 0

2- 2

2- 0

2- 5

0- 0

0- 0

AWAY

0- 0

2- 5

2- 3

0- 1

0- 0

0- 0

NEUTRAL

0- 0

0- 1

0- 1

2- 6

0- 0

0- 0

CONFERENCE

0- 1

2- 5

2- 1

2- 3

0- 0

0- 0

HOME

0- 0

2- 3

2- 0

0- 3

0- 0

0- 0

AWAY

0- 1

0- 2

0- 1

0- 0

0- 0

0- 0

NEUTRAL

0- 0

0- 0

0- 0

RPI 1-25

RPI 26-50

RPI 51-100

RPI 101+

Team's RPI: 298

RPI S Opponent Score

RPI S Opponent Score

RPI S Opponent Score

RPI S Opponent Score

69 A UC Davis 53 67

122 H UTEP 91 92

151 A Pacific 65 81

161 H Cal Poly 63 72

162 A Idaho 60 80

177 H UC Irvine 60 76

184 A CSUN 41 65

184 H CSUN 68 70

196 H Denver 58 83

205 N Oral Roberts 50 60

226 A Montana 47 68

240 A CSU Bakersfield 43 55

243 A UC Riverside 50 63

250 A San Diego St. 58 59

253 H Hawaii 69 57

274 A Santa Clara 73 69

305 H UTSA 55 46

308 A Utah Valley 73 36

314 H Portland 66 61

335 H Long Beach St. 67 61

LAST 12 Division I GAMES:

177 H UC Irvine 60 76 184 H CSUN 68 70

161 H Cal Poly 63 72 253 H Hawaii 69 57

69 A UC Davis 53 67 122 H UTEP 91 92

184 A CSUN 41 65 308 A Utah Valley 73 36

243 A UC Riverside 50 63 305 H UTSA 55 46

335 H Long Beach St. 67 61 162 A Idaho 60 80

Cal St. Fullerton

Cal St. Fullerton

Non-Div I Games: Antelope Valley 74 48

Cal St. Fullerton

Loss, Non-Conf, S Site, H Home A Away N Neutral

Average RPI Win:	162	WON-LOST	WINNING	LAST 10	STRENGTH OF	OPP. STRENGTH	TEAM	ADJ.	CONF.	ADJ CONF.
Average RPI Loss:	19	RECORD	PCT. RANK	GAMES	SCHEDULE	OF SCHEDULE	RPI	RPI	RPI	RPI
DIV. I ONLY	15- 8	83	5- 5	28	43	36	36	4	4	
DIV. I NON-CONF.	9- 2	34	0- 0	42	75	19	19	3	3	
-----										
TOTALS	RPI 1-25	RPI 26-50	W-L RECORDS	RPI 51-100	RPI 101-999	RPI 201+				
15- 8	0- 5	0- 3	OVERALL	4- 0	11- 0	6- 0				
9- 3	0- 2	0- 1	HOME	3- 0	6- 0	4- 0				
6- 5	0- 3	0- 2	AWAY	1- 0	5- 0	2- 0				
0- 0	0- 0	0- 0	NEUTRAL	0- 0	0- 0	0- 0				
9- 2	0- 2	0- 0	NON-CONFERENCE	1- 0	8- 0	4- 0				
5- 1	0- 1	0- 0	HOME	1- 0	4- 0	3- 0				
4- 1	0- 1	0- 0	AWAY	0- 0	4- 0	1- 0				
0- 0	0- 0	0- 0	NEUTRAL	0- 0	0- 0	0- 0				
6- 6	0- 3	0- 3	CONFERENCE	3- 0	3- 0	2- 0				
4- 2	0- 1	0- 1	HOME	2- 0	2- 0	1- 0				
2- 4	0- 2	0- 2	AWAY	1- 0	1- 0	1- 0				
0- 0	0- 0	0- 0	NEUTRAL	0- 0	0- 0	0- 0				

RPI 1-25				RPI 26-50				Team's RPI: 36				RPI 51-100				RPI 101+			
RPI	S	Opponent	Score	RPI	S	Opponent	Score	RPI	S	Opponent	Score	RPI	S	Opponent	Score	RPI	S	Opponent	Score
1	A	UConn	47 82	33	A	Arizona St.	71 80	51	A	Southern California	62 59	108	A	Kentucky	62 52				
7	A	Oregon	54 91	33	H	Arizona St.	42 57	51	H	Southern California	76 64	114	A	Brown	89 79				
8	A	UCLA	52 60	48	A	Oregon St.	48 68	79	H	Saint Mary's (CA)	87 80	119	H	BYU	70 45				
8	H	UCLA	46 82					83	H	Washington St.	66 60	151	A	Pacific	92 85				
17	H	Missouri	52 55									171	H	Washington	69 60				
												206	H	Seattle U	87 67				
												213	H	San Diego	89 64				
												252	H	Manhattan	87 66				
												274	A	Santa Clara	79 41				
												281	A	Arizona	53 51				
												281	H	Arizona	63 39				
LAST 12 Division I GAMES:																			
48	A	Oregon St.	48 68	83	H	Washington St.	66 60	171	H	Washington	69 60	281	A	Arizona	53 51				
7	A	Oregon	54 91	51	A	Southern California	62 59	33	A	Arizona St.	71 80	8	H	UCLA	46 82				
33	H	Arizona St.	42 57	51	H	Southern California	76 64	8	A	UCLA	46 82	51	H	Southern California	76 64				
281	H	Arizona	63 39																
51	A	Southern California	62 59																
8	A	UCLA	52 60																

Non-Div I Games:

Cal i forni a



C  
a  
m  
p  
b  
e  
l  
l

Campbell I				Through Games Of Feb. 6, 2018						
Average RPI Win: 281		WON-LOST RECORD	WINNING PCT. RANK	LAST 10 GAMES	STRENGTH OF SCHEDULE	OPP. STRENGTH OF SCHEDULE	TEAM RPI	ADJ. RPI	CONF. RPI	ADJ CONF. RPI
Average RPI Loss: 188										
DIV. I ONLY		10- 10	170	5- 5	317	324	247	247	27	27
DIV. I NON-CONF.		5- 4	146	0- 1	325	275	235	235	28	28
-----										
TOTALS		RPI 1-25	RPI 26-50	W-L RECORDS	RPI 51-100	RPI 101-999	RPI 201+			
10- 10	0- 0		0- 0	OVERALL	0- 1	10- 9	9- 5			
4- 5	0- 0		0- 0	HOME	0- 1	4- 4	4- 2			
6- 5	0- 0		0- 0	AWAY	0- 0	6- 3	5- 3			
0- 0	0- 0		0- 0	NEUTRAL	0- 0	0- 0	0- 0			
5- 4	0- 0		0- 0	NON-CONFERENCE	0- 1	5- 3	5- 2			
2- 2	0- 0		0- 0	HOME	0- 1	2- 1	2- 1			
3- 2	0- 0		0- 0	AWAY	0- 0	3- 2	3- 1			
0- 0	0- 0		0- 0	NEUTRAL	0- 0	0- 0	0- 0			
5- 6	0- 0		0- 0	CONFERENCE	0- 0	5- 6	4- 3			
2- 3	0- 0		0- 0	HOME	0- 0	2- 3	2- 1			
3- 3	0- 0		0- 0	AWAY	0- 0	3- 3	2- 2			
0- 0	0- 0		0- 0	NEUTRAL	0- 0	0- 0	0- 0			

RPI 1-25				RPI 26-50				RPI 51-100				RPI 101+ Team's RPI: 247			
RPI	S	Opponent	Score	RPI	S	Opponent	Score	RPI	S	Opponent	Score	RPI	S	Opponent	Score
								58	H	Mercer	57 58	101	A	Liberty	42 60
												139	A	Kansas	48 66
												159	A	High Point	51 44
												159	H	High Point	53 62
												162	H	Radford	50 51
												216	H	Norfolk St.	27 53
												217	A	Gardner-Webb	73 44
												232	A	UNCG	72 61
												242	A	Howard	61 63
												246	H	UNC Asheville	52 60
												255	A	Presbyterian	59 65
												261	A	Col. of Charleston	53 45
												297	H	USC Upstate	69 49
												300	A	Charleston So.	59 63
												300	H	Charleston So.	58 49
												326	H	Western Caro.	58 51
												334	A	N.C. Central	58 51
												339	A	Winthrop	72 48
												349	H	Longwood	58 48
-----															
LAST 12 Division I GAMES:															
300	A	Charleston So.	59 63	159	H	High Point	53 62								
159	A	High Point	51 44	255	A	Presbyterian	59 65								
162	H	Radford	50 51	300	H	Charleston So.	58 49								
349	H	Longwood	58 48	339	A	Winthrop	72 48								
217	A	Gardner-Webb	73 44	246	H	UNC Asheville	52 60								
101	A	Liberty	42 60	242	A	Howard	61 63								

C  
a  
m  
p  
b  
e  
l  
l

Non-Div I Games: Columbia Int'l 78 39 William Peace 94 42

Campbell

Average RPI Win: 271	WON-LOST RECORD	WINNING PCT. RANK	LAST 10 GAMES	STRENGTH OF SCHEDULE	OPP. STRENGTH OF SCHEDULE	TEAM RPI	ADJ. RPI	CONF. RPI	ADJ CONF. RPI
Average RPI Loss: 195									
DIV. I ONLY	8- 15	262	5- 5	312	295	294	294	28	28
DIV. I NON-CONF.	2- 9	295	0- 0	233	267	301	301	26	26
-----									
TOTALS	RPI 1-25	RPI 26-50	W-L RECORDS	RPI 51-100	RPI 101-999	RPI 201+			
8- 15	0- 1	0- 0	OVERALL	0- 2	8- 12	6- 9			
4- 8	0- 0	0- 0	HOME	0- 1	4- 7	3- 6			
4- 6	0- 0	0- 0	AWAY	0- 1	4- 0	3- 0			
0- 1	0- 0	0- 0	NEUTRAL	0- 0	0- 1	0- 0			
2- 9	0- 1	0- 0	NON-CONFERENCE	0- 1	2- 7	1- 5			
1- 4	0- 0	0- 0	HOME	0- 0	1- 4	1- 4			
1- 4	0- 1	0- 0	AWAY	0- 1	1- 2	0- 1			
0- 1	0- 0	0- 0	NEUTRAL	0- 0	0- 1	0- 0			
6- 6	0- 0	0- 0	CONFERENCE	0- 1	6- 5	5- 4			
3- 4	0- 0	0- 0	HOME	0- 1	3- 3	2- 2			
3- 2	0- 0	0- 0	AWAY	0- 0	3- 2	3- 2			
0- 0	0- 0	0- 0	NEUTRAL	0- 0	0- 0	0- 0			

RPI 1-25				RPI 26-50				RPI 51-100				RPI 101+ Team's RPI: 294			
RPI	S	Opponent	Score	RPI	S	Opponent	Score	RPI	S	Opponent	Score	RPI	S	Opponent	Score
22	A	Buffalo	47 73					62	H	Qui nni pi ac	55 84	131	N	Mi ddl e Tenn.	45 55
								95	A	Mi ami (OH)	47 72	136	A	Bucknel l	57 76
												170	H	Marist	53 78
												181	A	Bowl ing Green	71 57
												198	H	Si ena	65 57
												204	H	Oakl and	48 83
												215	H	Morehead St.	52 76
												229	H	Ni agara	64 60
												238	H	St. Bonaventure	71 69
												252	A	Manhattan	39 58
												252	H	Manhattan	56 59
												253	H	Fai rfi el d	52 56
												269	A	Ri der	54 70
												270	H	Cornel l	59 67
												271	H	Col gate	63 70
												296	A	Monmouth	60 48
												322	A	UTRGV	46 63
												338	A	I ona	53 49
												344	A	Saint Peter's	66 53
												344	H	Saint Peter's	52 49
-----															
LAST 12 Di vi si on I GAMES:															
344	H	Saint Peter's	52 49	198	H	Si ena	65 57								
229	H	Ni agara	64 60	252	H	Manhattan	56 59								
170	H	Marist	53 78	269	A	Ri der	54 70								
62	H	Qui nni pi ac	55 84	252	A	Manhattan	39 58								
296	A	Monmouth	60 48	338	A	I ona	53 49								
344	A	Saint Peter's	66 53	253	H	Fai rfi el d	52 56								

Non-Di v I Games:

Canisius

Average RPI Win:	251	WON-LOST	WINNING	LAST 10	STRENGTH OF	OPP. STRENGTH	TEAM	ADJ.	CONF.	ADJ CONF.
Average RPI Loss:	110	RECORD	PCT. RANK	GAMES	SCHEDULE	OF SCHEDULE	RPI	RPI	RPI	RPI
DIV. I ONLY	11- 7	114	7- 3	216	200	120	120	25	25	
DIV. I NON-CONF.	3- 4	209	1- 0	29	34	70	70	25	25	
-----										
TOTALS	RPI 1-25	RPI 26-50	W-L RECORDS	RPI 51-100	RPI 101-999	RPI 201+				
11- 7	0- 3	0- 0	OVERALL	0- 0	11- 4	9- 2				
5- 1	0- 0	0- 0	HOME	0- 0	5- 1	4- 1				
4- 6	0- 0	0- 0	AWAY	0- 0	4- 0	4- 0				
2- 0	0- 0	0- 0	NEUTRAL	0- 0	2- 0	1- 0				
3- 4	0- 3	0- 0	NON-CONFERENCE	0- 0	3- 1	2- 0				
1- 0	0- 0	0- 0	HOME	0- 0	1- 0	1- 0				
0- 4	0- 3	0- 0	AWAY	0- 0	0- 1	0- 0				
2- 0	0- 0	0- 0	NEUTRAL	0- 0	2- 0	1- 0				
8- 3	0- 0	0- 0	CONFERENCE	0- 0	8- 3	7- 2				
4- 1	0- 0	0- 0	HOME	0- 0	4- 1	3- 1				
4- 2	0- 0	0- 0	AWAY	0- 0	4- 2	4- 1				
0- 0	0- 0	0- 0	NEUTRAL	0- 0	0- 0	0- 0				

RPI 1-25				RPI 26-50				RPI 51-100				RPI 101+ Team's RPI: 120			
RPI	S	Opponent	Score	RPI	S	Opponent	Score	RPI	S	Opponent	Score	RPI	S	Opponent	Score
9	A	Baylor	55 86									102	A	South Ala.	43 64
11	A	Tennessee	34 77									104	H	Lamar University	51 39
15	A	Texas A&M	61 72									126	A	SFA	46 59
												149	N	Clemson	53 47
												202	H	Abilene Christian	63 45
												223	H	New Orleans	48 52
												257	A	A&M-Corpus Christi	58 50
												258	A	Nicholls St.	69 48
												267	N	North Dakota St.	68 45
												279	H	Alcorn	75 52
												284	A	Southeastern La.	70 78
												284	H	Southeastern La.	63 47
												302	A	Incarinate Word	57 35
												325	A	Northwestern St.	61 53
												330	H	Sam Houston St.	69 44
LAST 12 Division I GAMES:															
284	A	Southeastern La.	70 78	302	A	Incarinate Word	57 35								
325	A	Northwestern St.	61 53	104	H	Lamar University	51 39								
126	A	SFA	46 59	330	H	Sam Houston St.	69 44								
202	H	Abilene Christian	63 45	284	H	Southeastern La.	63 47								
223	H	New Orleans	48 52	257	A	A&M-Corpus Christi	58 50								
258	A	Nicholls St.	69 48	267	N	North Dakota St.	68 45								

Non-Div I Games: Central Baptist 75 34 Williams Baptist 77 31 Crowley's Ridge 106 23 Hendrix 79 22 Central Ark.

Average RPI Win:	289	WON-LOST	WINNING	LAST 10	STRENGTH OF	OPP. STRENGTH	TEAM	ADJ.	CONF.	ADJ CONF.
Average RPI Loss:	173	RECORD	PCT. RANK	GAMES	SCHEDULE	OF SCHEDULE	RPI	RPI	RPI	RPI
DIV. I ONLY	4- 18	314	4- 6	139	307	289	289	29	29	
DIV. I NON-CONF.	0- 11	337	0- 1	47	165	283	283	29	29	
-----										
TOTALS	RPI 1-25	RPI 26-50	W-L RECORDS	RPI 51-100	RPI 101-999	RPI 201+				
4- 18	0- 0	0- 2	OVERALL	0- 3	4- 13	4- 8				
3- 7	0- 0	0- 0	HOME	0- 1	3- 6	3- 4				
1- 11	0- 0	0- 2	AWAY	0- 2	1- 7	1- 4				
0- 0	0- 0	0- 0	NEUTRAL	0- 0	0- 0	0- 0				
0- 11	0- 0	0- 2	NON-CONFERENCE	0- 3	0- 6	0- 3				
0- 4	0- 0	0- 0	HOME	0- 1	0- 3	0- 1				
0- 7	0- 0	0- 2	AWAY	0- 2	0- 3	0- 2				
0- 0	0- 0	0- 0	NEUTRAL	0- 0	0- 0	0- 0				
4- 7	0- 0	0- 0	CONFERENCE	0- 0	4- 7	4- 5				
3- 3	0- 0	0- 0	HOME	0- 0	3- 3	3- 3				
1- 4	0- 0	0- 0	AWAY	0- 0	1- 4	1- 2				
0- 0	0- 0	0- 0	NEUTRAL	0- 0	0- 0	0- 0				

RPI 1-25				RPI 26-50				RPI 51-100				RPI 101+ Team's RPI: 289			
RPI	S	Opponent	Score	RPI	S	Opponent	Score	RPI	S	Opponent	Score	RPI	S	Opponent	Score
				28	A	Virginia	59 103	53	A	West Virginia	52 102	114	H	Brown	55 78
				49	A	Duquesne	58 83	77	H	Albany (NY)	60 72	118	H	Yale	62 75
								81	A	Penn St.	66 83	129	A	Saint Francis (PA)	59 87
												148	A	Robert Morris	47 66
												158	A	Hartford	52 68
												210	A	Stony Brook	55 60
												266	A	Fairleigh Dickinson	49 78
												266	H	Fairleigh Dickinson	76 56
												275	H	Morgan St.	41 61
												276	H	St. Francis Brooklyn	70 78
												277	H	LIU Brooklyn	54 61
												282	A	Bryant	50 66
												283	H	Mt. St. Mary's	56 68
												286	A	Sacred Heart	73 71
												286	H	Sacred Heart	69 59
												287	A	Vermont	48 62
												319	H	Wagner	59 56
-----															
LAST 12 Division I GAMES:															
				266	H	Fairleigh Dickinson	76 56	266	A	Fairleigh Dickinson	49 78				
				286	A	Sacred Heart	73 71	286	H	Sacred Heart	69 59				
				148	A	Robert Morris	47 66	282	A	Bryant	50 66				
				129	A	Saint Francis (PA)	59 87	319	H	Wagner	59 56				
				277	H	LIU Brooklyn	54 61	283	H	Mt. St. Mary's	56 68				
				276	H	St. Francis Brooklyn	70 78	287	A	Vermont	48 62				

Non-Div I Games:

Central Conn. St.

Average RPI Win: 151

Average RPI Loss: 49

WON-LOST  
RECORDWINNING  
PCT. RANKLAST 10  
GAMESSTRENGTH OF  
SCHEDULEOPP. STRENGTH  
OF SCHEDULETEAM  
RPIADJ.  
RPICONF.  
RPIADJ CONF.  
RPIDIV. I ONLY  
DIV. I NON-CONF.17- 3  
7- 311  
7410- 0  
0- 293  
16375  
5829  
8329  
837  
87  
8

## TOTALS

RPI 1-25

RPI 26-50

W-L RECORDS

RPI 51-100

RPI 101-999

RPI 201+

17- 3  
7- 2  
8- 1  
2- 01- 0  
1- 0  
0- 0  
0- 01- 2  
0- 1  
1- 1  
0- 0OVERALL  
HOME  
AWAY  
NEUTRAL2- 1  
1- 1  
1- 0  
0- 013- 0  
5- 0  
6- 0  
2- 06- 0  
1- 0  
4- 0  
1- 07- 3  
2- 2  
3- 1  
2- 00- 0  
0- 0  
0- 0  
0- 00- 2  
0- 1  
0- 1  
0- 0NON-CONFERENCE  
HOME  
AWAY  
NEUTRAL0- 1  
0- 1  
0- 0  
0- 07- 0  
2- 0  
3- 0  
2- 04- 0  
1- 0  
2- 0  
1- 010- 0  
5- 0  
5- 0  
0- 01- 0  
1- 0  
0- 0  
0- 01- 0  
0- 0  
1- 0  
0- 0CONFERENCE  
HOME  
AWAY  
NEUTRAL2- 0  
1- 0  
1- 0  
0- 06- 0  
3- 0  
3- 0  
0- 02- 0  
0- 0  
2- 0  
0- 0

RPI 1-25

RPI 26-50

Team's RPI: 29

RPI 51-100

RPI 101+

RPI S Opponent Score  
22 H Buffalo 86 79RPI S Opponent Score  
35 H Purdue 69 79  
40 A Ball St. 69 65  
49 A Duquesne 61 64RPI S Opponent Score  
62 H Qui nni pi ac 70 84  
75 H Ohi o 82 58  
95 A Mi ami (OH) 84 66RPI S Opponent Score  
109 H Western Mi ch. 74 70  
117 N Iowa St. 81 60  
123 H Vanderbi l t 92 75  
133 A SIUE 94 56  
135 A Northern Ill. 81 78  
138 H Kent St. 88 84  
181 H Bowling Green 90 54  
204 A Oakland 103 85  
209 A Eastern Mi ch. 95 72  
218 A Akron 95 86  
250 N San Diego St. 85 76  
256 A Indiana St. 77 67  
261 H Col. of Charleston 79 58

## LAST 12 Division I GAMES:

209 A Eastern Mi ch. 95 72  
22 H Buffalo 86 79  
109 H Western Mi ch. 74 70  
218 A Akron 95 86  
135 A Northern Ill. 81 78  
138 H Kent St. 88 84181 H Bowling Green 90 54  
95 A Mi ami (OH) 84 66  
75 H Ohi o 82 58  
40 A Ball St. 69 65  
62 H Qui nni pi ac 70 84  
49 A Duquesne 61 64

Non-Div I Games:

Aquinas

96 47

Central Mich.

Loss, Non-Conf, S Site, H Home A Away N Neutral

Average RPI Win:	302	WON-LOST	WINNING	LAST 10	STRENGTH OF	OPP. STRENGTH	TEAM	ADJ.	CONF.	ADJ CONF.
Average RPI Loss:	198	RECORD	PCT. RANK	GAMES	SCHEDULE	OF SCHEDULE	RPI	RPI	RPI	RPI
DIV. I ONLY	7- 12	248	4- 6	326	333	300	300	27	27	
DIV. I NON-CONF.	2- 6	280	1- 0	326	270	334	334	28	28	
-----										
TOTALS	RPI 1-25	RPI 26-50	W-L RECORDS	RPI 51-100	RPI 101-999	RPI 201+				
7- 12	0- 0	0- 0	OVERALL	0- 1	7- 11	7- 6				
4- 5	0- 0	0- 0	HOME	0- 0	4- 5	4- 3				
3- 6	0- 0	0- 0	AWAY	0- 0	3- 2	3- 2				
0- 1	0- 0	0- 0	NEUTRAL	0- 0	0- 1	0- 0				
2- 6	0- 0	0- 0	NON-CONFERENCE	0- 1	2- 5	2- 3				
1- 2	0- 0	0- 0	HOME	0- 0	1- 2	1- 2				
1- 3	0- 0	0- 0	AWAY	0- 1	1- 2	1- 1				
0- 1	0- 0	0- 0	NEUTRAL	0- 0	0- 1	0- 0				
5- 6	0- 0	0- 0	CONFERENCE	0- 0	5- 6	5- 3				
3- 3	0- 0	0- 0	HOME	0- 0	3- 3	3- 1				
2- 3	0- 0	0- 0	AWAY	0- 0	2- 3	2- 2				
0- 0	0- 0	0- 0	NEUTRAL	0- 0	0- 0	0- 0				

RPI 1-25				RPI 26-50				RPI 51-100				RPI 101+				Team's RPI: 300
RPI	S	Opponent	Score	RPI	S	Opponent	Score	RPI	S	Opponent	Score	RPI	S	Opponent	Score	
								65	A	Georgi a Tech	51 78	101	A	Li berty	53 63	
												149	A	Cl emson	30 66	
												158	N	Hartford	43 62	
												159	H	High Point	74 75	
												162	H	Radford	56 61	
												217	A	Gardner-Webb	52 68	
												246	H	UNC Asheville	61 78	
												247	A	Campbel l	49 58	
												247	H	Campbel l	63 59	
												255	A	Presbyteri an	64 61	
												260	H	Li pscomb	54 58	
												273	A	Wofford	68 45	
												292	A	FIU	70 77	
												301	H	Coppin St.	72 58	
												321	H	South Carolina St.	58 60	
												339	H	Winthrop	81 45	
												349	A	Longwood	78 61	
												349	H	Longwood	73 57	
-----																
LAST 12 Division I GAMES:																
				247	H	Campbel l	63 59	339	H	Winthrop	81 45					
				349	A	Longwood	78 61	162	H	Radford	56 61					
				255	A	Presbyteri an	64 61	247	A	Campbel l	49 58					
				159	H	High Point	74 75	101	A	Li berty	53 63					
				246	H	UNC Asheville	61 78	349	H	Longwood	73 57					
				217	A	Gardner-Webb	52 68	273	A	Wofford	68 45					

Non-Div I Games: Erskine 79 43 Southern Wesleyan 94 56

Charleston So.

Average RPI Win:	242	WON-LOST	WINNING	LAST 10	STRENGTH OF	OPP. STRENGTH	TEAM	ADJ.	CONF.	ADJ CONF.
Average RPI Loss:	115	RECORD	PCT. RANK	GAMES	SCHEDULE	OF SCHEDULE	RPI	RPI	RPI	RPI
DIV. I ONLY	9- 13	225	5- 5	95	186	176	176	18	18	
DIV. I NON-CONF.	4- 9	249	1- 2	72	115	198	198	19	19	
-----										
TOTALS	RPI 1-25	RPI 26-50	W-L RECORDS	RPI 51-100	RPI 101-999	RPI 201+				
9- 13	0- 2	1- 1	OVERALL	0- 2	8- 8	6- 2				
6- 3	0- 1	1- 0	HOME	0- 1	5- 1	4- 0				
3- 8	0- 0	0- 0	AWAY	0- 1	3- 7	2- 2				
0- 2	0- 1	0- 1	NEUTRAL	0- 0	0- 0	0- 0				
4- 9	0- 2	1- 1	NON-CONFERENCE	0- 2	3- 4	3- 1				
3- 2	0- 1	1- 0	HOME	0- 1	2- 0	2- 0				
1- 5	0- 0	0- 0	AWAY	0- 1	1- 4	1- 1				
0- 2	0- 1	0- 1	NEUTRAL	0- 0	0- 0	0- 0				
5- 4	0- 0	0- 0	CONFERENCE	0- 0	5- 4	3- 1				
3- 1	0- 0	0- 0	HOME	0- 0	3- 1	2- 0				
2- 3	0- 0	0- 0	AWAY	0- 0	2- 3	1- 1				
0- 0	0- 0	0- 0	NEUTRAL	0- 0	0- 0	0- 0				

RPI 1-25				RPI 26-50				RPI 51-100				RPI 101+ Team's RPI: 176			
RPI	S	Opponent	Score	RPI	S	Opponent	Score	RPI	S	Opponent	Score	RPI	S	Opponent	Score
14	H	Rutgers	54 77	41	N	South Dakota St.	70 71	58	H	Mercer	74 90	103	A	Wake Forest	69 71
23	N	Iowa	64 77	49	H	Duquesne	75 72	87	A	Arkansas	72 73	107	H	Rice	55 62
												122	A	UTEP	58 67
												131	A	Middle Tenn.	45 64
												152	A	Davidson	66 68
												165	A	Southern Miss.	85 79
												165	H	Southern Miss.	66 56
												186	A	Wisconsin	66 80
												219	A	East Carolina	55 58
												246	A	UNC Asheville	51 47
												251	A	North Texas	68 73
												292	H	FIU	80 57
												301	H	Coppin St.	78 49
												311	A	Old Dominion	63 60
												321	H	South Carolina St.	64 49
												331	H	Marshall	67 61
-----															
LAST 12 Division I GAMES:															
				292	H	FIU	80 57	122	A	UTEP	58 67				
				331	H	Marshall	67 61	311	A	Old Dominion	63 60				
				131	A	Middle Tenn.	45 64	165	H	Southern Miss.	66 56				
				165	A	Southern Miss.	85 79	58	H	Mercer	74 90				
				107	H	Rice	55 62	321	H	South Carolina St.	64 49				
				251	A	North Texas	68 73	152	A	Davidson	66 68				

Non-Div I Games:

Charlotte

Average RPI Win:	194	WON-LOST	WINNING	LAST 10	STRENGTH OF	OPP. STRENGTH	TEAM	ADJ.	CONF.	ADJ CONF.
Average RPI Loss:	89	RECORD	PCT. RANK	GAMES	SCHEDULE	OF SCHEDULE	RPI	RPI	RPI	RPI
DIV. I ONLY	15- 8	83	7- 3	136	105	92	92	17	17	
DIV. I NON-CONF.	9- 5	99	2- 1	57	44	61	61	16	16	
-----										
TOTALS	RPI 1-25	RPI 26-50	W-L RECORDS	RPI 51-100	RPI 101-999	RPI 201+				
15- 8	0- 1	1- 2	OVERALL	1- 2	13- 3	7- 0				
7- 3	0- 0	1- 1	HOME	0- 2	6- 0	4- 0				
5- 4	0- 1	0- 0	AWAY	1- 0	4- 3	3- 0				
3- 1	0- 0	0- 1	NEUTRAL	0- 0	3- 0	0- 0				
9- 5	0- 1	1- 2	NON-CONFERENCE	1- 1	7- 1	2- 0				
4- 2	0- 0	1- 1	HOME	0- 1	3- 0	2- 0				
2- 2	0- 1	0- 0	AWAY	1- 0	1- 1	0- 0				
3- 1	0- 0	0- 1	NEUTRAL	0- 0	3- 0	0- 0				
6- 3	0- 0	0- 0	CONFERENCE	0- 1	6- 2	5- 0				
3- 1	0- 0	0- 0	HOME	0- 1	3- 0	2- 0				
3- 2	0- 0	0- 0	AWAY	0- 0	3- 2	3- 0				
0- 0	0- 0	0- 0	NEUTRAL	0- 0	0- 0	0- 0				

RPI 1-25				RPI 26-50				RPI 51-100				RPI 101+			
RPI	S	Opponent	Score	RPI	S	Opponent	Score	RPI	S	Opponent	Score	RPI	S	Opponent	Score
13	A	Green Bay	30 60	39	H	FGCU	68 61	58	H	Mercer	50 71	105	N	Auburn	50 41
				45	N	Princeton	49 59	63	H	Virginia Tech	44 64	125	N	Georgetown	54 41
				47	H	UCF	57 58	70	A	Indiana	64 61	144	A	ETSU	58 65
												156	A	Stetson	67 78
												167	H	Samford	68 58
												173	A	Florida	65 60
												178	H	Hampton	64 52
												188	A	Furman	57 58
												191	N	Northwestern	61 44
												211	H	UT Martin	87 82
												232	A	UNCG	73 57
												232	H	UNCG	49 42
												255	H	Presbyterian	71 51
												273	A	Wofford	54 47
												326	A	Western Caro.	58 41
												326	H	Western Caro.	47 32
-----															
LAST 12 Division I GAMES:															
232	A	UNCG	73 57	144	A	ETSU	58 65								
326	A	Western Caro.	58 41	326	H	Western Caro.	47 32								
58	H	Mercer	50 71	232	H	UNCG	49 42								
167	H	Samford	68 58	178	H	Hampton	64 52								
188	A	Furman	57 58	45	N	Princeton	49 59								
273	A	Wofford	54 47	173	A	Florida	65 60								

Non-Div I Games:

Chattanooga



Average RPI Win:	0	WON-LOST	WINNING	LAST 10	STRENGTH OF	OPP. STRENGTH	TEAM	ADJ.	CONF.	ADJ CONF.
Average RPI Loss:	207	RECORD	PCT. RANK	GAMES	SCHEDULE	OF SCHEDULE	RPI	RPI	RPI	RPI
DIV. I ONLY	0- 23	349	0- 10	228	339	345	345	30	30	
DIV. I NON-CONF.	0- 15	337	0- 4	194	293	338	338	30	30	
-----										
TOTALS	RPI 1-25	RPI 26-50	W-L RECORDS	RPI 51-100	RPI 101-999	RPI 201+				
0- 23	0- 0	0- 0	OVERALL	0- 2	0- 21	0- 13				
0- 11	0- 0	0- 0	HOME	0- 0	0- 11	0- 7				
0- 11	0- 0	0- 0	AWAY	0- 2	0- 9	0- 5				
0- 1	0- 0	0- 0	NEUTRAL	0- 0	0- 1	0- 1				
0- 15	0- 0	0- 0	NON-CONFERENCE	0- 2	0- 13	0- 5				
0- 7	0- 0	0- 0	HOME	0- 0	0- 7	0- 3				
0- 7	0- 0	0- 0	AWAY	0- 2	0- 5	0- 1				
0- 1	0- 0	0- 0	NEUTRAL	0- 0	0- 1	0- 1				
0- 8	0- 0	0- 0	CONFERENCE	0- 0	0- 8	0- 8				
0- 4	0- 0	0- 0	HOME	0- 0	0- 4	0- 4				
0- 4	0- 0	0- 0	AWAY	0- 0	0- 4	0- 4				
0- 0	0- 0	0- 0	NEUTRAL	0- 0	0- 0	0- 0				

RPI 1-25				RPI 26-50				RPI 51-100				RPI 101+				Team's RPI: 345	
RPI	S	Opponent	Score	RPI	S	Opponent	Score	RPI	S	Opponent	Score	RPI	S	Opponent	Score		
								89	A	Kansas St.	51	99	106	A	Western Ill.	54	71
								93	A	Wright St.	39	84	106	H	Western Ill.	45	83
													115	H	Milwaukee	59	84
													135	H	Northern Ill.	59	80
													146	A	Pittsburgh	49	87
													155	A	Wichita St.	63	66
													191	H	Northwestern	36	63
													200	A	Illinois	56	66
													205	N	Oral Roberts	43	73
													206	H	Seattle U	56	63
													215	H	Morehead St.	40	79
													235	A	New Mexico St.	59	74
													240	A	CSU Bakersfield	49	63
													240	H	CSU Bakersfield	36	63
													278	A	Grand Canyon	36	64
													278	H	Grand Canyon	43	59
													288	A	Valparaiso	60	71
													295	H	Loyola Chicago	28	46
													308	H	Utah Valley	30	68
													309	H	Jackson St.	69	87
													322	A	UTRGV	44	81
-----																	
LAST 12 Division I GAMES:																	
278	H	Grand Canyon	43	59	206	H	Seattle U	56	63								
240	H	CSU Bakersfield	36	63	235	A	New Mexico St.	59	74								
322	A	UTRGV	44	81	146	A	Pittsburgh	49	87								
240	A	CSU Bakersfield	49	63	115	H	Milwaukee	59	84								
278	A	Grand Canyon	36	64	89	A	Kansas St.	51	99								
308	H	Utah Valley	30	68	205	N	Oral Roberts	43	73								

Non-Div I Games:

Chicago St.

Average RPI Win:	206	WON-LOST	WINNING	LAST 10	STRENGTH OF	OPP. STRENGTH	TEAM	ADJ.	CONF.	ADJ CONF.
Average RPI Loss:	110	RECORD	PCT. RANK	GAMES	SCHEDULE	OF SCHEDULE	RPI	RPI	RPI	RPI
DIV. I ONLY	12- 10	148	5- 5	137	90	142	142	8	8	
DIV. I NON-CONF.	7- 5	132	1- 1	264	140	216	216	7	7	
-----										
TOTALS	RPI 1-25	RPI 26-50	W-L RECORDS	RPI 51-100	RPI 101-999	RPI 201+				
12- 10	0- 2	1- 2	OVERALL	1- 0	10- 6	7- 2				
8- 6	0- 1	0- 2	HOME	1- 0	7- 3	4- 1				
4- 4	0- 1	1- 0	AWAY	0- 0	3- 3	3- 1				
0- 0	0- 0	0- 0	NEUTRAL	0- 0	0- 0	0- 0				
7- 5	0- 1	0- 0	NON-CONFERENCE	1- 0	6- 4	5- 1				
6- 3	0- 1	0- 0	HOME	1- 0	5- 2	4- 0				
1- 2	0- 0	0- 0	AWAY	0- 0	1- 2	1- 1				
0- 0	0- 0	0- 0	NEUTRAL	0- 0	0- 0	0- 0				
5- 5	0- 1	1- 2	CONFERENCE	0- 0	4- 2	2- 1				
2- 3	0- 0	0- 2	HOME	0- 0	2- 1	0- 1				
3- 2	0- 1	1- 0	AWAY	0- 0	2- 1	2- 0				
0- 0	0- 0	0- 0	NEUTRAL	0- 0	0- 0	0- 0				

RPI 1-25				RPI 26-50				RPI 51-100				RPI 101+ Team's RPI: 142			
RPI	S	Opponent	Score	RPI	S	Opponent	Score	RPI	S	Opponent	Score	RPI	S	Opponent	Score
1	A	UConn	65 106	27	H	South Fla.	46 69	95	H	Miami (OH)	73 62	129	H	Saint Francis (PA)	73 77
5	H	Ohio St.	76 87	43	A	Houston	88 82					144	A	ETSU	77 87
				47	H	UCF	38 50					146	H	Pittsburgh	46 66
												169	A	Tulsa	51 64
												175	H	Temple	80 72
												179	H	Memphis	64 53
												181	H	Bowling Green	75 51
												208	A	Xavier	50 53
												214	A	SMU	58 40
												219	A	East Carolina	66 54
												219	H	East Carolina	70 79
												220	H	Southeast Mo. St.	65 52
												242	H	Howard	87 53
												284	H	Southeastern La.	82 43
												311	A	Old Dominion	54 33
												312	H	Eastern Ky.	64 53
-----															
LAST 12 Division I GAMES:															
1	A	UConn	65 106	43	A	Houston	88 82								
47	H	UCF	38 50	169	A	Tulsa	51 64								
219	H	East Carolina	70 79	27	H	South Fla.	46 69								
214	A	SMU	58 40	219	A	East Carolina	66 54								
179	H	Memphis	64 53	181	H	Bowling Green	75 51								
175	H	Temple	80 72	5	H	Ohio St.	76 87								

Non-Div I Games: Slippery Rock 85 52

Cincinnati

RPI 1-25				RPI 26-50				RPI 51-100				RPI 101+				Team's RPI: 149	
RPI	S	Opponent	Score	RPI	S	Opponent	Score	RPI	S	Opponent	Score	RPI	S	Opponent	Score		
2	A	Notre Dame	37 90	28	A	Vi rgi ni a	41 70	56	A	Nebraska	67 66	120	N	Central Ark.	47 53		
6	H	Florida St.	47 69	37	A	Syracuse	51 86	65	A	Georgia Tech	33 66	146	H	Pittsburgh	42 58		
19	H	NC State	41 62	50	H	Miami (FL)	60 72	65	H	Georgi a Tech	48 60	174	H	Jacksonville St.	53 45		
21	H	South Carolina	36 66					91	A	North Carolina	52 59	192	A	Loui si ana Tech	55 47		
22	N	Buffalo	41 61									197	H	Boston College	65 61		
												262	H	Prairie View	64 58		
												292	A	FIU	67 65		
												293	H	Kennesaw St.	41 28		
												296	H	Monmouth	57 54		
												300	H	Charleston So.	66 30		
												310	N	Detroit Mercy	72 44		
												321	H	South Carolina St.	56 48		
LAST 12 Division I GAMES:																	
				65	H	Georgia Tech	48 60	50	H	Miami (FL)	60 72						
				146	H	Pittsburgh	42 58	91	A	North Carolina	52 59						
				19	H	NC State	41 62	28	A	Vi rgi ni a	41 70						
				37	A	Syracuse	51 86	6	H	Florida St.	47 69						
				2	A	Notre Dame	37 90	65	A	Georgia Tech	33 66						
				197	H	Boston College	65 61	292	A	FIU	67 65						

Clemson

Average RPI Win:	236	WON-LOST	WINNING	LAST 10	STRENGTH OF	OPP. STRENGTH	TEAM	ADJ.	CONF.	ADJ CONF.
Average RPI Loss:	87	RECORD	PCT. RANK	GAMES	SCHEDULE	OF SCHEDULE	RPI	RPI	RPI	RPI
DIV. I ONLY	16- 7	69	6- 4	245	156	124	124	11	11	
DIV. I NON-CONF.	8- 3	65	0- 0	211	208	101	101	13	13	
-----										
TOTALS	RPI 1-25	RPI 26-50	W-L RECORDS	RPI 51-100	RPI 101-999	RPI 201+				
16- 7	0- 1	0- 1	OVERALL	2- 3	14- 2	13- 1				
9- 3	0- 0	0- 1	HOME	2- 1	7- 1	7- 1				
6- 3	0- 1	0- 0	AWAY	0- 1	6- 1	6- 0				
1- 1	0- 0	0- 0	NEUTRAL	0- 1	1- 0	0- 0				
8- 3	0- 0	0- 1	NON-CONFERENCE	1- 2	7- 0	6- 0				
4- 1	0- 0	0- 1	HOME	1- 0	3- 0	3- 0				
3- 1	0- 0	0- 0	AWAY	0- 1	3- 0	3- 0				
1- 1	0- 0	0- 0	NEUTRAL	0- 1	1- 0	0- 0				
8- 4	0- 1	0- 0	CONFERENCE	1- 1	7- 2	7- 1				
5- 2	0- 0	0- 0	HOME	1- 1	4- 1	4- 1				
3- 2	0- 1	0- 0	AWAY	0- 0	3- 1	3- 0				
0- 0	0- 0	0- 0	NEUTRAL	0- 0	0- 0	0- 0				

RPI 1-25				RPI 26-50				RPI 51-100				RPI 101+ Team's RPI: 124			
RPI	S	Opponent	Score	RPI	S	Opponent	Score	RPI	S	Opponent	Score	RPI	S	Opponent	Score
13	A	Green Bay	43 69	40	H	Ball St.	64 76	61	A	Toledo	56 65	115	A	Milwaukee	72 79
								64	H	IUPUI	64 77	150	N	Louisiana	54 45
								75	H	Ohio	71 64	204	A	Oakland	86 66
								88	N	Saint Louis	64 80	204	H	Oakland	70 62
								93	H	Wright St.	71 70	209	H	Eastern Mich.	77 65
												225	H	Youngstown St.	52 66
												229	A	Niagara	70 61
												239	A	Northern Ky.	70 65
												239	H	Northern Ky.	72 49
												248	A	Bradley	67 65
												265	A	Illinois St.	56 47
												310	A	Detroit Mercy	90 76
												310	H	Detroit Mercy	75 50
												315	H	Ill.-Chicago	70 67
												331	H	Marshall	85 76
												347	H	Eastern Ill.	77 69
-----															
LAST 12 Division I GAMES:															
204	A	Oakland	86 66	13	A	Green Bay	43 69	115	A	Milwaukee	72 79	315	H	Ill.-Chicago	70 67
310	A	Detroit Mercy	90 76	64	H	IUPUI	64 77	310	H	Detroit Mercy	75 50	204	H	Oakland	70 62
239	H	Northern Ky.	72 49												
93	H	Wright St.	71 70												
225	H	Youngstown St.	52 66												
239	A	Northern Ky.	70 65												

Non-Div I Games:

Cleveland and St.

Average RPI Win: **262**  
 Average RPI Loss: **175**

WON-LOST  
RECORD

WINNING  
PCT. RANK

LAST 10  
GAMES

STRENGTH OF  
SCHEDULE

OPP. STRENGTH  
OF SCHEDULE

TEAM  
RPI

ADJ.  
RPI

CONF.  
RPI

ADJ CONF.  
RPI

DIV. I ONLY	9- 12	217	3- 7	289	253	280	280	23	23
DIV. I NON-CONF.	4- 5	202	0- 0	332	217	330	330	23	23
<hr/>									
TOTALS	RPI 1-25	RPI 26-50	W-L RECORDS	RPI 51-100	RPI 101-999	RPI 201+			
9- 12	0- 0	0- 1	OVERALL	0- 1	9- 10	6- 5			
8- 4	0- 0	0- 0	HOME	0- 0	8- 4	6- 3			
1- 5	0- 0	0- 0	AWAY	0- 0	1- 5	0- 1			
0- 3	0- 0	0- 1	NEUTRAL	0- 1	0- 1	0- 1			
4- 5	0- 0	0- 1	NON-CONFERENCE	0- 1	4- 3	4- 3			
4- 2	0- 0	0- 0	HOME	0- 0	4- 2	4- 2			
0- 0	0- 0	0- 0	AWAY	0- 0	0- 0	0- 0			
0- 3	0- 0	0- 1	NEUTRAL	0- 1	0- 1	0- 1			
5- 7	0- 0	0- 0	CONFERENCE	0- 0	5- 7	2- 2			
4- 2	0- 0	0- 0	HOME	0- 0	4- 2	2- 1			
1- 5	0- 0	0- 0	AWAY	0- 0	1- 5	0- 1			
0- 0	0- 0	0- 0	NEUTRAL	0- 0	0- 0	0- 0			

RPI 1-25				RPI 26-50				RPI 51-100				RPI 101+ Team's RPI: 280			
RPI	S	Opponent	Score	RPI	S	Opponent	Score	RPI	S	Opponent	Score	RPI	S	Opponent	Score
				37	N	Syracuse	57 <b>69</b>	56	N	Nebraska	47 <b>55</b>	102	A	South Ala.	62 <b>68</b>
												126	H	Little Rock	49 <b>51</b>
												143	A	Texas St.	69 <b>78</b>
												143	H	Texas St.	65 64
												150	A	Louisiana	55 <b>59</b>
												194	A	Troy	97 92
												199	A	UT Arlington	63 <b>65</b>
												199	H	UT Arlington	89 76
												212	H	Arkansas St.	63 <b>70</b>
												232	H	UNCG	54 <b>60</b>
												251	N	North Texas	34 <b>50</b>
												261	H	Col. of Charleston	70 <b>72</b>
												264	H	UNCW	57 41
												273	H	Wofford	67 51
												316	H	Georgia St.	64 49
												318	H	Fort Wayne	67 58
												320	H	Ga. Southern	54 51
												333	A	La.-Monroe	56 <b>62</b>
												334	H	N. C. Central	68 65
<hr/>															
LAST 12 Division I GAMES:															
				199	A	UT Arlington	63 <b>65</b>	316	H	Georgia St.	64 49				
				143	A	Texas St.	69 <b>78</b>	320	H	Ga. Southern	54 51				
				126	H	Little Rock	49 <b>51</b>	150	A	Louisiana	55 <b>59</b>				
				212	H	Arkansas St.	63 <b>70</b>	333	A	La.-Monroe	56 <b>62</b>				
				194	A	Troy	97 92	143	H	Texas St.	65 64				
				102	A	South Ala.	62 <b>68</b>	199	H	UT Arlington	89 76				

Non-Div I Games: Lees-McRae 73 47 Allen 93 49

Coastal Caro.

**Loss**, **Non-Conf**, **S Site**, **H Home** **A Away** **N Neutral**

Average RPI Win:	261	WON-LOST	WINNING	LAST 10	STRENGTH OF	OPP. STRENGTH	TEAM	ADJ.	CONF.	ADJ CONF.
Average RPI Loss:	137	RECORD	PCT. RANK	GAMES	SCHEDULE	OF SCHEDULE	RPI	RPI	RPI	RPI
DIV. I ONLY	5- 18	309	0- 10	131	179	261	261	10	10	
DIV. I NON-CONF.	4- 7	226	0- 0	202	181	230	230	12	12	
-----										
TOTALS	RPI 1-25	RPI 26-50	W-L RECORDS	RPI 51-100	RPI 101-999	RPI 201+				
5- 18	0- 1	0- 1	OVERALL	0- 5	5- 11	5- 5				
2- 10	0- 0	0- 0	HOME	0- 3	2- 7	2- 4				
3- 8	0- 1	0- 1	AWAY	0- 2	3- 4	3- 1				
0- 0	0- 0	0- 0	NEUTRAL	0- 0	0- 0	0- 0				
4- 7	0- 1	0- 1	NON-CONFERENCE	0- 1	4- 4	4- 2				
2- 3	0- 0	0- 0	HOME	0- 0	2- 3	2- 2				
2- 4	0- 1	0- 1	AWAY	0- 1	2- 1	2- 0				
0- 0	0- 0	0- 0	NEUTRAL	0- 0	0- 0	0- 0				
1- 11	0- 0	0- 0	CONFERENCE	0- 4	1- 7	1- 3				
0- 7	0- 0	0- 0	HOME	0- 3	0- 4	0- 2				
1- 4	0- 0	0- 0	AWAY	0- 1	1- 3	1- 1				
0- 0	0- 0	0- 0	NEUTRAL	0- 0	0- 0	0- 0				

RPI 1-25				RPI 26-50				RPI 51-100				RPI 101+				Team's RPI: 261
RPI	S	Opponent	Score	RPI	S	Opponent	Score	RPI	S	Opponent	Score	RPI	S	Opponent	Score	
21	A	South Carolina	43 69	29	A	Central Mich.	58 79	57	H	Drexel	53 80	103	H	Wake Forest	40 77	
								60	A	Michigan St.	43 107	128	H	Delaware	59 68	
								67	H	Elon	55 77	134	A	Northeastern	37 59	
								82	A	James Madison	53 67	137	A	William & Mary	66 79	
								82	H	James Madison	45 67	137	H	William & Mary	54 68	
												188	A	Furman	58 72	
												230	A	North Florida	73 69	
												231	A	Hofstra	60 65	
												231	H	Hofstra	60 75	
												247	H	Campbell	45 53	
												260	H	Lipscomb	85 69	
												263	A	Towson	80 67	
												263	H	Towson	58 83	
												268	H	Appalachian St.	70 76	
												273	H	Wofford	59 51	
												280	A	Coastal Caro.	72 70	
-----																
LAST 12 Division I GAMES:																
				57	H	Drexel	53 80	231	A	Hofstra	60 65					
				67	H	Elon	55 77	134	A	Northeastern	37 59					
				82	A	James Madison	53 67	128	H	Delaware	59 68					
				137	A	William & Mary	66 79	231	H	Hofstra	60 75					
				263	H	Towson	58 83	263	A	Towson	80 67					
				82	H	James Madison	45 67	137	H	William & Mary	54 68					

Non-Div I Games:

Col. of Charleston

C  
o  
l  
l  
e  
g  
e

Colgate				Through Games Of Feb. 6, 2018							
Average RPI	Win:	293	WON-LOST	WINNING	LAST 10	STRENGTH OF	OPP. STRENGTH	TEAM	ADJ.	CONF.	ADJ CONF.
Average RPI	Loss:	149	RECORD	PCT. RANK	GAMES	SCHEDULE	OF SCHEDULE	RPI	RPI	RPI	RPI
DIV. I ONLY			4- 18	314	0- 10	132	262	271	271	15	15
DIV. I NON-CONF.			4- 7	226	0- 1	241	305	237	237	18	18
-----											
TOTALS		RPI 1-25		RPI 26-50		W-L RECORDS		RPI 51-100	RPI 101-999	RPI 201+	
4- 18		0- 0		0- 2		OVERALL		0- 4	4- 12	4- 6	
1- 9		0- 0		0- 0		HOME		0- 2	1- 7	1- 3	
3- 9		0- 0		0- 2		AWAY		0- 2	3- 5	3- 3	
0- 0		0- 0		0- 0		NEUTRAL		0- 0	0- 0	0- 0	
4- 7		0- 0		0- 2		NON-CONFERENCE		0- 0	4- 5	4- 2	
1- 3		0- 0		0- 0		HOME		0- 0	1- 3	1- 1	
3- 4		0- 0		0- 2		AWAY		0- 0	3- 2	3- 1	
0- 0		0- 0		0- 0		NEUTRAL		0- 0	0- 0	0- 0	
0- 11		0- 0		0- 0		CONFERENCE		0- 4	0- 7	0- 4	
0- 6		0- 0		0- 0		HOME		0- 2	0- 4	0- 2	
0- 5		0- 0		0- 0		AWAY		0- 2	0- 3	0- 2	
0- 0		0- 0		0- 0		NEUTRAL		0- 0	0- 0	0- 0	

C  
o  
l  
l  
e  
g  
e

RPI 1-25				RPI 26-50				RPI 51-100				RPI 101+ Team's RPI: 271			
RPI	S	Opponent	Score	RPI	S	Opponent	Score	RPI	S	Opponent	Score	RPI	S	Opponent	Score
				33	A	Arizona St.	54 65	66	A	American	44 67	114	H	Brown	73 83
				37	A	Syracuse	39 79	66	H	American	55 77	118	A	Yale	56 82
								84	A	Navy	54 70	136	A	Bucknel I	57 77
								84	H	Navy	42 69	164	H	Lehigh	51 59
												182	H	Army West Point	54 62
												198	H	Siena	70 73
												203	H	Boston U.	49 62
												228	A	Loyola Maryland	55 70
												229	H	Niagara	44 81
												237	H	Holy Cross	64 71
												241	A	Lafayette	48 63
												263	A	Towson	65 61
												266	A	Fairleigh Dickinson	51 61
												270	A	Cornell	74 70
												294	A	Canisius	70 63
												346	H	UMass Lowell	84 64
-----															
LAST 12 Division I GAMES:															
				84	H	Navy	42 69	203	H	Boston U.	49 62				
				66	A	American	44 67	84	A	Navy	54 70				
				182	H	Army West Point	54 62	241	A	Lafayette	48 63				
				228	A	Loyola Maryland	55 70	66	H	American	55 77				
				164	H	Lehigh	51 59	237	H	Holy Cross	64 71				
				136	A	Bucknel I	57 77	229	H	Niagara	44 81				

Non-Div I Games:

Colgate

C  
o  
l  
o  
r  
a  
d  
o

Colorado				Through Games Of Feb. 6, 2018							
Average RPI	Win:	188	WON-LOST	WINNING	LAST 10	STRENGTH OF	OPP. STRENGTH	TEAM	ADJ.	CONF.	ADJ CONF.
Average RPI	Loss:	76	RECORD	PCT. RANK	GAMES	SCHEDULE	OF SCHEDULE	RPI	RPI	RPI	RPI
DIV. I ONLY		11- 11	170	2- 8	96	60	132	132	4	4	
DIV. I NON-CONF.		8- 2	45	0- 0	193	119	73	73	3	3	
-----											
TOTALS		RPI 1-25	RPI 26-50		W-L RECORDS		RPI 51-100	RPI 101-999	RPI 201+		
11- 11	0- 2	1- 3		OVERALL		2- 4	8- 2	4- 1			
6- 7	0- 2	1- 2		HOME		1- 2	4- 1	3- 0			
5- 4	0- 0	0- 1		AWAY		1- 2	4- 1	1- 1			
0- 0	0- 0	0- 0		NEUTRAL		0- 0	0- 0	0- 0			
8- 2	0- 0	1- 0		NON-CONFERENCE		1- 1	6- 1	3- 0			
5- 1	0- 0	1- 0		HOME		1- 0	3- 1	2- 0			
3- 1	0- 0	0- 0		AWAY		0- 1	3- 0	1- 0			
0- 0	0- 0	0- 0		NEUTRAL		0- 0	0- 0	0- 0			
3- 9	0- 2	0- 3		CONFERENCE		1- 3	2- 1	1- 1			
1- 6	0- 2	0- 2		HOME		0- 2	1- 0	1- 0			
2- 3	0- 0	0- 1		AWAY		1- 1	1- 1	0- 1			
0- 0	0- 0	0- 0		NEUTRAL		0- 0	0- 0	0- 0			

RPI 1-25				RPI 26-50				RPI 51-100				RPI 101+ Team's RPI: 132			
RPI	S	Opponent	Score	RPI	S	Opponent	Score	RPI	S	Opponent	Score	RPI	S	Opponent	Score
7	H	Oregon	55 74	33	A	Arizona St.	59 73	51	H	Southern California	51 86	112	A	Colorado St.	70 67
8	H	UCLA	55 93	33	H	Arizona St.	47 72	83	A	Washington St.	75 89	113	H	Dartmouth	75 81
				48	H	Oregon St.	71 86	85	A	Utah	69 65	167	A	Samford	71 60
				50	H	Miami (FL)	67 61	85	H	Utah	74 78	171	A	Washington	66 61
								91	A	North Carolina	80 87	180	H	Florida Atlantic	76 69
								96	H	George Mason	76 61	267	H	North Dakota St.	108 59
												281	A	Arizona	63 72
												281	H	Arizona	79 60
												313	A	Air Force	68 43
												341	H	Mississippi Val.	85 48
-----															
LAST 12 Division I GAMES:															
85	H	Utah	74 78	8	H	UCLA	55 93	51	H	Southern California	51 86	171	A	Washington	66 61
85	A	Utah	69 65	51	H	Southern California	51 86	83	A	Washington St.	75 89	281	H	Arizona	79 60
48	H	Oregon St.	71 86	171	A	Washington	66 61	85	A	Washington St.	75 89	33	A	Arizona St.	47 72
7	H	Oregon	55 74	83	A	Washington St.	75 89	281	H	Arizona	79 60				
33	A	Arizona St.	59 73	33	H	Arizona St.	47 72								
281	A	Arizona	63 72												

Non-Div I Games: Westminster (MO) 106 47

Colorado



Average RPI Win:	197	WON-LOST	WINNING	LAST 10	STRENGTH OF	OPP. STRENGTH	TEAM	ADJ.	CONF.	ADJ CONF.
Average RPI Loss:	120	RECORD	PCT. RANK	GAMES	SCHEDULE	OF SCHEDULE	RPI	RPI	RPI	RPI
DIV. I ONLY	15- 7	74	7- 3	160	126	112	112	16	16	
DIV. I NON-CONF.	7- 3	74	0- 0	123	144	109	109	14	14	
-----										
TOTALS	RPI 1-25	RPI 26-50	W-L RECORDS	RPI 51-100	RPI 101-999	RPI 201+				
15- 7	0- 0	2- 1	OVERALL	2- 2	11- 4	8- 0				
9- 5	0- 0	1- 1	HOME	1- 1	7- 3	6- 0				
6- 2	0- 0	1- 0	AWAY	1- 1	4- 1	2- 0				
0- 0	0- 0	0- 0	NEUTRAL	0- 0	0- 0	0- 0				
7- 3	0- 0	2- 1	NON-CONFERENCE	0- 0	5- 2	3- 0				
5- 3	0- 0	1- 1	HOME	0- 0	4- 2	3- 0				
2- 0	0- 0	1- 0	AWAY	0- 0	1- 0	0- 0				
0- 0	0- 0	0- 0	NEUTRAL	0- 0	0- 0	0- 0				
8- 4	0- 0	0- 0	CONFERENCE	2- 2	6- 2	5- 0				
4- 2	0- 0	0- 0	HOME	1- 1	3- 1	3- 0				
4- 2	0- 0	0- 0	AWAY	1- 1	3- 1	2- 0				
0- 0	0- 0	0- 0	NEUTRAL	0- 0	0- 0	0- 0				

RPI 1-25				RPI 26-50				RPI 51-100				RPI 101+				Team's RPI: 112
RPI	S	Opponent	Score	RPI	S	Opponent	Score	RPI	S	Opponent	Score	RPI	S	Opponent	Score	
				30	H	Oklahoma	46 78	77	A	Wyoming	64 53	119	H	BYU	56 54	
				31	A	Northern Colo.	55 44	77	H	Wyoming	49 53	132	H	Colorado	67 70	
				42	H	Gonzaga	65 49	80	H	New Mexico	74 71	147	A	Fresno St.	45 56	
								100	A	UNLV	52 56	162	H	Idaho	69 83	
												190	A	Nevada	65 59	
												193	H	Boise St.	58 62	
												196	A	Denver	61 56	
												249	H	San Jose St.	63 48	
												250	A	San Diego St.	65 63	
												250	H	San Diego St.	72 43	
												262	H	Prairie View	71 59	
												275	H	Morgan St.	60 44	
												291	H	Utah St.	56 45	
												313	A	Air Force	40 39	
												334	H	N.C. Central	85 48	
-----																
LAST 12 Division I GAMES:																
				190	A	Nevada	65 59	77	H	Wyoming	49 53					
				77	A	Wyoming	64 53	291	H	Utah St.	56 45					
				80	H	New Mexico	74 71	147	A	Fresno St.	45 56					
				250	H	San Diego St.	72 43	250	A	San Diego St.	65 63					
				100	A	UNLV	52 56	249	H	San Jose St.	63 48					
				313	A	Air Force	40 39	193	H	Boise St.	58 62					

Non-Div I Games: Eastern N.M. 75 35

Colorado St.

Average RPI Win: 233		WON-LOST	WINNING	LAST 10	STRENGTH OF	OPP. STRENGTH	TEAM	ADJ.	CONF.	ADJ CONF.
Average RPI Loss: 110		RECORD	PCT. RANK	GAMES	SCHEDULE	OF SCHEDULE	RPI	RPI	RPI	RPI
DIV. I ONLY		7- 14	264	2- 8	104	137	189	189	9	9
DIV. I NON-CONF.		6- 9	214	2- 4	115	138	163	163	9	9
-----										
TOTALS		RPI 1-25		RPI 26-50	W-L RECORDS		RPI 51-100	RPI 101-999	RPI 201+	
7- 14	0- 3		0- 3	OVERALL	0- 2		7- 6	4- 3		
3- 3	0- 1		0- 0	HOME	0- 0		3- 2	1- 2		
4- 8	0- 0		0- 2	AWAY	0- 2		4- 4	3- 1		
0- 3	0- 2		0- 1	NEUTRAL	0- 0		0- 0	0- 0		
6- 9	0- 3		0- 2	NON-CONFERENCE	0- 0		6- 4	3- 2		
3- 2	0- 1		0- 0	HOME	0- 0		3- 1	1- 1		
3- 4	0- 0		0- 1	AWAY	0- 0		3- 3	2- 1		
0- 3	0- 2		0- 1	NEUTRAL	0- 0		0- 0	0- 0		
1- 5	0- 0		0- 1	CONFERENCE	0- 2		1- 2	1- 1		
0- 1	0- 0		0- 0	HOME	0- 0		0- 1	0- 1		
1- 4	0- 0		0- 1	AWAY	0- 2		1- 1	1- 0		
0- 0	0- 0		0- 0	NEUTRAL	0- 0		0- 0	0- 0		

RPI 1-25				RPI 26-50				RPI 51-100				RPI 101+ Team's RPI: 189			
RPI	S	Opponent	Score	RPI	S	Opponent	Score	RPI	S	Opponent	Score	RPI	S	Opponent	Score
3	N	Mississippi St.	54 90	33	N	Arizona St.	48 72	72	A	Harvard	67 85	107	A	Rice	44 67
13	N	Green Bay	43 61	43	A	Houston	53 77	90	A	Penn	51 70	113	A	Dartmouth	65 88
22	H	Buffalo	63 65	45	A	Princeton	47 69					129	H	Saint Francis (PA)	94 81
												178	A	Hampton	58 60
												187	A	Providence	73 64
												197	H	Boston College	68 60
												207	H	Richmond	79 85
												231	H	Hofstra	75 53
												270	A	Cornell	72 54
												270	H	Cornell	47 57
												287	A	Vermont	73 66
												327	A	UMBC	60 44
												346	A	UMass Lowell	70 77
-----															
LAST 12 Division I GAMES:															
113	A	Dartmouth	65 88	178	A	Hampton	58 60								
72	A	Harvard	67 85	107	A	Rice	44 67								
270	A	Cornell	72 54	43	A	Houston	53 77								
270	H	Cornell	47 57	231	H	Hofstra	75 53								
90	A	Penn	51 70	22	H	Buffalo	63 65								
45	A	Princeton	47 69	129	H	Saint Francis (PA)	94 81								

Non-Div I Games:

Columbi a

Average RPI Win:	311	WON-LOST	WINNING	LAST 10	STRENGTH OF	OPP. STRENGTH	TEAM	ADJ.	CONF.	ADJ CONF.
Average RPI Loss:	182	RECORD	PCT. RANK	GAMES	SCHEDULE	OF SCHEDULE	RPI	RPI	RPI	RPI
DIV. I ONLY	6- 17	291	5- 5	239	336	301	301	31	31	
DIV. I NON-CONF.	1- 11	331	0- 1	121	195	296	296	31	31	
-----										
TOTALS	RPI 1-25	RPI 26-50	W-L RECORDS	RPI 51-100	RPI 101-999	RPI 201+				
6- 17	0- 3	0- 0	OVERALL	0- 1	6- 13	6- 8				
6- 1	0- 1	0- 0	HOME	0- 0	6- 0	6- 0				
0- 14	0- 0	0- 0	AWAY	0- 0	0- 3	0- 3				
0- 2	0- 1	0- 0	NEUTRAL	0- 0	0- 1	0- 1				
1- 11	0- 3	0- 0	NON-CONFERENCE	0- 1	1- 7	1- 4				
1- 1	0- 1	0- 0	HOME	0- 0	1- 0	1- 0				
0- 8	0- 1	0- 0	AWAY	0- 1	0- 6	0- 3				
0- 2	0- 1	0- 0	NEUTRAL	0- 0	0- 1	0- 1				
5- 6	0- 0	0- 0	CONFERENCE	0- 0	5- 6	5- 4				
5- 0	0- 0	0- 0	HOME	0- 0	5- 0	5- 0				
0- 6	0- 0	0- 0	AWAY	0- 0	0- 6	0- 4				
0- 0	0- 0	0- 0	NEUTRAL	0- 0	0- 0	0- 0				

RPI 1-25				RPI 26-50				RPI 51-100				RPI 101+				Team's RPI: 301
RPI	S	Opponent	Score	RPI	S	Opponent	Score	RPI	S	Opponent	Score	RPI	S	Opponent	Score	
9	A	Baylor	54 100					53	A	West Virginia	43 101	126	A	SFA	59 72	
17	N	Missouri	50 73									130	A	Bethune-Cookman	38 64	
18	H	Maryland	49 113									131	A	Middle Tenn.	39 69	
												176	A	Charlotte	49 78	
												178	A	Hampton	35 67	
												216	A	Norfolk St.	57 71	
												224	A	N. C. A&T	63 64	
												252	N	Manhattan	56 74	
												275	H	Morgan St.	55 53	
												283	H	Mt. St. Mary's	68 54	
												299	A	VCU	47 62	
												300	A	Charleston So.	58 72	
												303	H	UMES	69 63	
												311	A	Old Dominion	67 75	
												321	A	South Carolina St.	65 67	
												321	H	South Carolina St.	56 39	
												334	A	N. C. Central	52 60	
												340	H	Savannah St.	66 57	
												343	H	Florida A&M	62 56	
-----																
LAST 12 Division I GAMES:																
321	A	South Carolina St.	65 67	224	A	N. C. A&T	63 64									
130	A	Bethune-Cookman	38 64	334	A	N. C. Central	52 60									
178	A	Hampton	35 67	343	H	Florida A&M	62 56									
303	H	UMES	69 63	340	H	Savannah St.	66 57									
321	H	South Carolina St.	56 39	216	A	Norfolk St.	57 71									
275	H	Morgan St.	55 53	18	H	Maryland	49 113									

Non-Div I Games:

Coppin St.

Average RPI Win:	276	WON-LOST	WINNING	LAST 10	STRENGTH OF	OPP. STRENGTH	TEAM	ADJ.	CONF.	ADJ CONF.
Average RPI Loss:	154	RECORD	PCT. RANK	GAMES	SCHEDULE	OF SCHEDULE	RPI	RPI	RPI	RPI
DIV. I ONLY	5- 14	289	3- 7	255	199	270	270	9	9	
DIV. I NON-CONF.	4- 9	249	2- 4	314	300	297	297	9	9	
-----										
TOTALS	RPI 1-25	RPI 26-50	W-L RECORDS	RPI 51-100	RPI 101-999	RPI 201+				
5- 14	0- 0	0- 1	OVERALL	0- 3	5- 10	4- 4				
1- 6	0- 0	0- 0	HOME	0- 0	1- 6	1- 3				
4- 8	0- 0	0- 1	AWAY	0- 3	4- 4	3- 1				
0- 0	0- 0	0- 0	NEUTRAL	0- 0	0- 0	0- 0				
4- 9	0- 0	0- 0	NON-CONFERENCE	0- 1	4- 8	4- 4				
1- 5	0- 0	0- 0	HOME	0- 0	1- 5	1- 3				
3- 4	0- 0	0- 0	AWAY	0- 1	3- 3	3- 1				
0- 0	0- 0	0- 0	NEUTRAL	0- 0	0- 0	0- 0				
1- 5	0- 0	0- 1	CONFERENCE	0- 2	1- 2	0- 0				
0- 1	0- 0	0- 0	HOME	0- 0	0- 1	0- 0				
1- 4	0- 0	0- 1	AWAY	0- 2	1- 1	0- 0				
0- 0	0- 0	0- 0	NEUTRAL	0- 0	0- 0	0- 0				

RPI	S	Opponent	Score	RPI	S	Opponent	Score	RPI	S	Opponent	Score	RPI	S	Opponent	Score
				45	A	Princeton	54 75	57	A	Drexel	39 61	113	A	Dartmouth	40 55
								72	A	Harvard	58 80	145	H	Binghamton	58 66
								90	A	Penn	48 68	146	A	Pittsburgh	39 51
												164	H	Lehigh	57 62
												185	A	New Hampshire	45 48
												189	A	Columbia	57 47
												189	H	Columbia	54 72
												204	H	Oakland	77 79
												210	H	Stony Brook	48 40
												228	A	Loyola Maryland	63 78
												241	H	Lafayette	58 59
												271	H	Colgate	70 74
												294	A	Canisius	67 59
												342	A	NJIT	61 46
												346	A	UMass Lowell	71 53
-----															
LAST 12 Division I GAMES:															
				72	A	Harvard	58 80	342	A	NJIT	61 46				
				113	A	Dartmouth	40 55	346	A	UMass Lowell	71 53				
				189	H	Columbia	54 72	185	A	New Hampshire	45 48				
				189	A	Columbia	57 47	57	A	Drexel	39 61				
				45	A	Princeton	54 75	145	H	Binghamton	58 66				
				90	A	Penn	48 68	204	H	Oakland	77 79				

Non-Div I Games:

Cornell

Creighton				Through Games Of Feb. 6, 2018							
Average RPI	Win:	111	WON-LOST	WINNING	LAST 10	STRENGTH OF	OPP. STRENGTH	TEAM	ADJ.	CONF.	ADJ CONF.
Average RPI	Loss:	55	RECORD	PCT. RANK	GAMES	SCHEDULE	OF SCHEDULE	RPI	RPI	RPI	RPI
DIV. I ONLY			14- 9	115	5- 5	18	14	38	38	6	6
DIV. I NON-CONF.			6- 4	122	0- 0	13	11	40	40	6	6
-----											
TOTALS	RPI 1-25			RPI 26-50		W-L RECORDS	RPI 51-100	RPI 101-999		RPI 201+	
14- 9	0- 4			3- 1		OVERALL	5- 3	6- 1		2- 0	
8- 3	0- 2			2- 1		HOME	2- 0	4- 0		0- 0	
6- 4	0- 1			1- 0		AWAY	3- 3	2- 0		2- 0	
0- 2	0- 1			0- 0		NEUTRAL	0- 0	0- 1		0- 0	
6- 4	0- 2			1- 0		NON-CONFERENCE	2- 1	3- 1		1- 0	
3- 1	0- 1			1- 0		HOME	0- 0	2- 0		0- 0	
3- 1	0- 0			0- 0		AWAY	2- 1	1- 0		1- 0	
0- 2	0- 1			0- 0		NEUTRAL	0- 0	0- 1		0- 0	
8- 5	0- 2			2- 1		CONFERENCE	3- 2	3- 0		1- 0	
5- 2	0- 1			1- 1		HOME	2- 0	2- 0		0- 0	
3- 3	0- 1			1- 0		AWAY	1- 2	1- 0		1- 0	
0- 0	0- 0			0- 0		NEUTRAL	0- 0	0- 0		0- 0	

RPI 1-25				RPI 26-50				Team's RPI: 38				RPI 51-100				RPI 101+			
RPI	S	Opponent	Score	RPI	S	Opponent	Score	RPI	S	Opponent	Score	RPI	S	Opponent	Score	RPI	S	Opponent	Score
6	H	Florida St.	82 92	26	H	Villanova	69 54	56	A	Nebraska	64 49	125	H	Georgetown	69 58				
8	N	UCLA	63 72	32	A	Marquette	74 73	59	A	St. John's (NY)	65 72	153	H	UNI	89 78				
24	A	DePaul	67 77	32	H	Marquette	77 92	59	H	St. John's (NY)	53 39	155	H	Wichita St.	66 61				
24	H	DePaul	54 82	41	H	South Dakota St.	72 65	71	A	South Dakota	68 73	171	N	Washington	64 67				
								86	A	Drake	108 100	187	H	Providence	73 56				
								94	A	Seton Hall	68 51	208	A	Xavier	71 64				
								94	H	Seton Hall	81 64	234	A	Omaha	72 51				
								97	A	Butler	53 59								
LAST 12 Division I GAMES:																			
				32	A	Marquette	74 73					187	H	Providence	73 56				
				24	A	DePaul	67 77					24	H	DePaul	54 82				
				94	H	Seton Hall	81 64					32	H	Marquette	77 92				
				59	H	St. John's (NY)	53 39					59	A	St. John's (NY)	65 72				
				208	A	Xavier	71 64					94	A	Seton Hall	68 51				
				97	A	Butler	53 59					125	H	Georgetown	69 58				

Non-Div I Games:

Creighton

Average RPI	Win: 211	WON-LOST RECORD	WINNING PCT. RANK	LAST 10 GAMES	STRENGTH OF SCHEDULE	OPP. STRENGTH OF SCHEDULE	TEAM RPI	ADJ. RPI	CONF. RPI	ADJ CONF. RPI
Average RPI	Loss: 96									
DIV. I ONLY	12- 7	105	5- 5	152	153	113	113	9	9	
DIV. I NON-CONF.	8- 5	111	2- 4	198	205	118	118	9	9	
-----										
TOTALS	RPI 1-25	RPI 26-50	W-L RECORDS	RPI 51-100	RPI 101-999	RPI 201+				
12- 7	0- 1	0- 0	OVERALL	1- 3	11- 3	5- 0				
9- 2	0- 0	0- 0	HOME	1- 1	8- 1	4- 0				
3- 5	0- 1	0- 0	AWAY	0- 2	3- 2	1- 0				
0- 0	0- 0	0- 0	NEUTRAL	0- 0	0- 0	0- 0				
8- 5	0- 1	0- 0	NON-CONFERENCE	0- 2	8- 2	4- 0				
5- 1	0- 0	0- 0	HOME	0- 1	5- 0	3- 0				
3- 4	0- 1	0- 0	AWAY	0- 1	3- 2	1- 0				
0- 0	0- 0	0- 0	NEUTRAL	0- 0	0- 0	0- 0				
4- 2	0- 0	0- 0	CONFERENCE	1- 1	3- 1	1- 0				
4- 1	0- 0	0- 0	HOME	1- 0	3- 1	1- 0				
0- 1	0- 0	0- 0	AWAY	0- 1	0- 0	0- 0				
0- 0	0- 0	0- 0	NEUTRAL	0- 0	0- 0	0- 0				

RPI 1-25				RPI 26-50				RPI 51-100				RPI 101+				Team's RPI: 113
RPI	S	Opponent	Score	RPI	S	Opponent	Score	RPI	S	Opponent	Score	RPI	S	Opponent	Score	
5	A	Ohio St.	70 103					72	A	Harvard	65 76	114	H	Brown	78 73	
								72	H	Harvard	63 56	118	H	Yale	39 57	
								76	H	Maine	51 64	132	A	Colorado	81 75	
								77	A	Albany (NY)	61 76	145	A	Binghamton	64 80	
												170	A	Marist	60 51	
												182	A	Army West Point	56 71	
												185	H	New Hampshire	57 49	
												189	H	Columbia	88 65	
												197	H	Boston College	68 57	
												237	A	Holy Cross	76 74	
												270	H	Cornell	55 40	
												287	H	Vermont	66 56	
												332	H	Rhode Island	70 54	
												342	H	NJIT	81 50	
LAST 12 Division I GAMES:																
189	H	Columbia	88 65	145	A	Binghamton	64 80									
270	H	Cornell	55 40	77	A	Albany (NY)	61 76									
118	H	Yale	39 57	237	A	Holy Cross	76 74									
114	H	Brown	78 73	5	A	Ohio St.	70 103									
72	A	Harvard	65 76	132	A	Colorado	81 75									
72	H	Harvard	63 56	76	H	Maine	51 64									

Non-Div I Games:

Dartmouth

Average RPI Win:	257	WON-LOST	WINNING	LAST 10	STRENGTH OF	OPP. STRENGTH	TEAM	ADJ.	CONF.	ADJ CONF.
Average RPI Loss:	89	RECORD	PCT. RANK	GAMES	SCHEDULE	OF SCHEDULE	RPI	RPI	RPI	RPI
DIV. I ONLY	10- 14	221	5- 5	92	163	152	152	12	12	
DIV. I NON-CONF.	5- 8	220	0- 1	71	188	142	142	10	10	
-----										
TOTALS	RPI 1-25	RPI 26-50	W-L RECORDS	RPI 51-100	RPI 101-999	RPI 201+				
10- 14	0- 1	0- 4	OVERALL	0- 5	10- 4	8- 1				
4- 6	0- 0	0- 3	HOME	0- 1	4- 2	3- 1				
6- 8	0- 1	0- 1	AWAY	0- 4	6- 2	5- 0				
0- 0	0- 0	0- 0	NEUTRAL	0- 0	0- 0	0- 0				
5- 8	0- 1	0- 2	NON-CONFERENCE	0- 2	5- 3	3- 1				
2- 3	0- 0	0- 1	HOME	0- 1	2- 1	1- 1				
3- 5	0- 1	0- 1	AWAY	0- 1	3- 2	2- 0				
0- 0	0- 0	0- 0	NEUTRAL	0- 0	0- 0	0- 0				
5- 6	0- 0	0- 2	CONFERENCE	0- 3	5- 1	5- 0				
2- 3	0- 0	0- 2	HOME	0- 0	2- 1	2- 0				
3- 3	0- 0	0- 0	AWAY	0- 3	3- 0	3- 0				
0- 0	0- 0	0- 0	NEUTRAL	0- 0	0- 0	0- 0				

RPI	S	Opponent	Score	RPI	S	Opponent	Score	RPI	S	Opponent	Score	RPI	S	Opponent	Score	Team's RPI: 152
19	A	NC State	49 73	44	H	Dayton	68 85	58	A	Mercer	54 69	111	H	George Washington	48 53	
				45	H	Princeton	57 63	67	H	Elon	58 75	137	A	William & Mary	55 73	
				47	A	UCF	54 62	73	A	Fordham	58 66	159	A	High Point	82 74	
				49	H	Duquesne	54 79	88	A	Saint Louis	72 88	176	H	Charlotte	68 66	
								96	A	George Mason	61 74	188	A	Furman	62 65	
												207	A	Richmond	68 65	
												217	H	Gardner-Webb	65 70	
												238	A	St. Bonaventure	75 68	
												246	H	UNC Asheville	58 50	
												268	A	Appalachian St.	59 57	
												290	H	Massachusetts	87 81	
												326	A	Western Caro.	70 57	
												332	A	Rhode Island	79 67	
												332	H	Rhode Island	77 67	
LAST 12 Division I GAMES:																
				88	A	Saint Louis	72 88	207	A	Richmond	68 65					
				332	A	Rhode Island	79 67	73	A	Fordham	58 66					
				44	H	Dayton	68 85	332	H	Rhode Island	77 67					
				290	H	Massachusetts	87 81	49	H	Duquesne	54 79					
				238	A	St. Bonaventure	75 68	96	A	George Mason	61 74					
				111	H	George Washington	48 53	47	A	UCF	54 62					

Non-Div I Games:

Davidson

Average RPI Win: 178

Average RPI Loss: 41

WON-LOST  
RECORDWINNING  
PCT. RANKLAST 10  
GAMESSTRENGTH OF  
SCHEDULEOPP. STRENGTH  
OF SCHEDULETEAM  
RPIADJ.  
RPICONF.  
RPIADJ CONF.  
RPIDIV. I ONLY  
DIV. I NON-CONF.18- 4  
7- 423  
10210- 0  
1- 0127  
54101  
7744  
6944  
6912  
1012  
10

TOTALS

RPI 1-25

RPI 26-50

W-L RECORDS

RPI 51-100

RPI 101-999

RPI 201+

18- 4

0- 1

2- 1

OVERALL

5- 2

11- 0

8- 0

10- 1

0- 1

2- 0

HOME

2- 0

6- 0

5- 0

5- 2

0- 0

0- 0

AWAY

1- 2

4- 0

2- 0

3- 1

0- 0

0- 1

NEUTRAL

2- 0

1- 0

1- 0

7- 4

0- 1

1- 1

NON-CONFERENCE

3- 2

3- 0

3- 0

4- 1

0- 1

1- 0

HOME

1- 0

2- 0

2- 0

0- 2

0- 0

0- 0

AWAY

0- 2

0- 0

0- 0

3- 1

0- 0

0- 1

NEUTRAL

2- 0

1- 0

1- 0

11- 0

0- 0

1- 0

CONFERENCE

2- 0

8- 0

5- 0

6- 0

0- 0

1- 0

HOME

1- 0

4- 0

3- 0

5- 0

0- 0

0- 0

AWAY

1- 0

4- 0

2- 0

0- 0

0- 0

0- 0

NEUTRAL

0- 0

0- 0

0- 0

RPI 1-25

RPI 26-50

Team's RPI: 44

RPI 51-100

RPI 101+

RPI	S	Opponent	Score
13	H	Green Bay	64 75

RPI	S	Opponent	Score
27	N	South Fla.	87 93
28	H	Virginia	61 46
49	H	Duquesne	79 70

RPI	S	Opponent	Score
61	A	Toledo	50 68
62	A	Quinnipiac	66 72
72	N	Harvard	72 66
73	A	Fordham	63 62
82	H	James Madison	82 54
88	H	Saint Louis	101 76
98	N	Tulane	71 65

RPI	S	Opponent	Score
111	H	George Washington	66 55
152	A	Davidson	85 68
183	A	Saint Joseph's	65 59
207	A	Richmond	66 59
233	A	La Salle	76 47
238	H	St. Bonaventure	80 59
275	H	Morgan St.	88 52
299	H	VCU	74 64
332	H	Rhode Island	116 58
337	H	Ark.-Pine Bluff	81 43
341	N	Mississippi Val.	65 46

LAST 12 Division I GAMES:

299	H	VCU	74 64	88	H	Saint Louis	101 76
49	H	Duquesne	79 70	238	H	St. Bonaventure	80 59
152	A	Davidson	85 68	183	A	Saint Joseph's	65 59
207	A	Richmond	66 59	332	H	Rhode Island	116 58
111	H	George Washington	66 55	233	A	La Salle	76 47
73	A	Fordham	63 62	341	N	Mississippi Val.	65 46

Dayton

Dayton

Non-Div I Games:

Dayton

■ Loss, 
 ■ Non-Conf, 
 S Site, 
 ■ Home 
 ■ Away 
 N Neutral



DePaul

DePaul		Through Games Of Feb. 6, 2018									
Average RPI	Win: 127	WON-LOST	WINNING	LAST 10	STRENGTH OF	OPP. STRENGTH	TEAM	ADJ.	CONF.	ADJ CONF.	
Average RPI	Loss: 22	RECORD	PCT. RANK	GAMES	SCHEDULE	OF SCHEDULE	RPI	RPI	RPI	RPI	
DIV. I ONLY	18- 6	45	8- 2	33	8	24	24	6	6		
DIV. I NON-CONF.	8- 4	87	0- 0	24	3	43	43	6	6		
-----											
TOTALS	RPI 1-25	RPI 26-50	W-L RECORDS	RPI 51-100	RPI 101-999	RPI 201+					
18- 6	0- 2	5- 4	OVERALL	5- 0	8- 0	3- 0					
12- 2	0- 1	3- 1	HOME	5- 0	4- 0	3- 0					
4- 3	0- 1	1- 2	AWAY	0- 0	3- 0	0- 0					
2- 1	0- 0	1- 1	NEUTRAL	0- 0	1- 0	0- 0					
8- 4	0- 2	2- 2	NON-CONFERENCE	2- 0	4- 0	2- 0					
5- 2	0- 1	1- 1	HOME	2- 0	2- 0	2- 0					
1- 1	0- 1	0- 0	AWAY	0- 0	1- 0	0- 0					
2- 1	0- 0	1- 1	NEUTRAL	0- 0	1- 0	0- 0					
10- 2	0- 0	3- 2	CONFERENCE	3- 0	4- 0	1- 0					
7- 0	0- 0	2- 0	HOME	3- 0	2- 0	1- 0					
3- 2	0- 0	1- 2	AWAY	0- 0	2- 0	0- 0					
0- 0	0- 0	0- 0	NEUTRAL	0- 0	0- 0	0- 0					

DePaul

RPI 1-25				Team's RPI: 24				RPI 26-50				RPI 51-100				RPI 101+			
RPI	S	Opponent	Score	RPI	S	Opponent	Score	RPI	S	Opponent	Score	RPI	S	Opponent	Score				
1	H	UConn	69 103	26	A	Villanova	58 84	59	H	St. John's (NY)	76 67	125	A	Georgetown	78 62				
2	A	Notre Dame	82 91	30	H	Oklahoma	111 108	64	H	IUPUI	85 71	179	N	Memphis	81 67				
				31	H	Northern Colo.	88 94	88	H	Saint Louis	86 78	187	A	Providence	71 48				
				32	A	Marquette	81 93	94	H	Seton Hall	89 66	187	H	Providence	81 47				
				32	H	Marquette	95 83	97	H	Butler	87 65	191	A	Northwestern	92 63				
				38	A	Creighton	82 54					208	H	Xavier	79 48				
				38	H	Creighton	77 67					295	H	Loyola Chi cago	88 47				
				39	N	FGCU	84 89					328	H	Delaware St.	110 71				
				42	N	Gonzaga	88 71												
LAST 12 Division I GAMES:																			
				187	H	Providence	81 47					208	H	Xavier	79 48				
				38	H	Creighton	77 67					38	A	Creighton	82 54				
				32	H	Marquette	95 83					187	A	Providence	71 48				
				125	A	Georgetown	78 62					32	A	Marquette	81 93				
				26	A	Villanova	58 84					59	H	St. John's (NY)	76 67				
				97	H	Butler	87 65					94	H	Seton Hall	89 66				

Non-Div I Games:

DePaul

Average RPI Win:	223	WON-LOST	WINNING	LAST 10	STRENGTH OF	OPP. STRENGTH	TEAM	ADJ.	CONF.	ADJ CONF.
Average RPI Loss:	126	RECORD	PCT. RANK	GAMES	SCHEDULE	OF SCHEDULE	RPI	RPI	RPI	RPI
DIV. I ONLY	13- 8	109	6- 4	222	172	128	128	10	10	
DIV. I NON-CONF.	7- 4	102	2- 0	267	234	147	147	12	12	
-----										
TOTALS	RPI 1-25	RPI 26-50	W-L RECORDS	RPI 51-100	RPI 101-999	RPI 201+				
13- 8	0- 1	0- 1	OVERALL	2- 2	11- 4	9- 2				
6- 2	0- 0	0- 0	HOME	2- 0	4- 2	4- 1				
6- 5	0- 1	0- 1	AWAY	0- 2	6- 1	4- 0				
1- 1	0- 0	0- 0	NEUTRAL	0- 0	1- 1	1- 1				
7- 4	0- 1	0- 1	NON-CONFERENCE	1- 0	6- 2	4- 2				
3- 1	0- 0	0- 0	HOME	1- 0	2- 1	2- 1				
3- 2	0- 1	0- 1	AWAY	0- 0	3- 0	1- 0				
1- 1	0- 0	0- 0	NEUTRAL	0- 0	1- 1	1- 1				
6- 4	0- 0	0- 0	CONFERENCE	1- 2	5- 2	5- 0				
3- 1	0- 0	0- 0	HOME	1- 0	2- 1	2- 0				
3- 3	0- 0	0- 0	AWAY	0- 2	3- 1	3- 0				
0- 0	0- 0	0- 0	NEUTRAL	0- 0	0- 0	0- 0				

RPI 1-25				RPI 26-50				RPI 51-100				RPI 101+				Team's RPI: 128
RPI	S	Opponent	Score	RPI	S	Opponent	Score	RPI	S	Opponent	Score	RPI	S	Opponent	Score	
22	A	Buffalo	73 87	45	A	Princeton	60 78	57	A	Drexel	53 74	134	A	Northeastern	59 73	
								66	H	American	72 56	134	H	Northeastern	53 64	
								67	A	Elon	51 64	158	A	Hartford	72 63	
								67	H	Elon	80 66	182	A	Army West Point	70 59	
												203	H	Boston U.	79 85	
												228	H	Loyola Maryland	71 38	
												231	A	Hofstra	58 51	
												238	A	St. Bonaventure	53 52	
												261	A	Col. of Charleston	68 59	
												263	H	Towson	51 49	
												264	A	UNCW	82 49	
												264	H	UNCW	80 62	
												328	H	Delaware St.	84 49	
												344	N	Saint Peter's	87 90	
												347	N	Eastern Ill.	66 37	
-----																
LAST 12 Division I GAMES:																
134	A	Northeastern	59 73	231	A	Hofstra	58 51									
264	H	UNCW	80 62	261	A	Col. of Charleston	68 59									
134	H	Northeastern	53 64	67	H	Elon	80 66									
67	A	Elon	51 64	57	A	Drexel	53 74									
264	A	UNCW	82 49	228	H	Loyola Maryland	71 38									
263	H	Towson	51 49	328	H	Delaware St.	84 49									

Non-Div I Games:

Del aware

Average RPI Win:	321	WON-LOST	WINNING	LAST 10	STRENGTH OF	OPP. STRENGTH	TEAM	ADJ.	CONF.	ADJ CONF.
Average RPI Loss:	176	RECORD	PCT. RANK	GAMES	SCHEDULE	OF SCHEDULE	RPI	RPI	RPI	RPI
DIV. I ONLY	4- 19	316	3- 7	256	297	328	328	31	31	
DIV. I NON-CONF.	1- 12	335	0- 2	141	125	302	302	31	31	
-----										
TOTALS	RPI 1-25	RPI 26-50	W-L RECORDS	RPI 51-100	RPI 101-999	RPI 201+				
4- 19	0- 1	0- 1	OVERALL	0- 1	4- 16	4- 6				
3- 6	0- 0	0- 0	HOME	0- 1	3- 5	3- 3				
1- 11	0- 0	0- 0	AWAY	0- 0	1- 5	1- 2				
0- 2	0- 0	0- 0	NEUTRAL	0- 0	0- 2	0- 0				
1- 12	0- 1	0- 1	NON-CONFERENCE	0- 1	1- 9	1- 1				
1- 3	0- 0	0- 0	HOME	0- 1	1- 2	1- 1				
0- 7	0- 1	0- 1	AWAY	0- 0	0- 5	0- 0				
0- 2	0- 0	0- 0	NEUTRAL	0- 0	0- 2	0- 0				
3- 7	0- 0	0- 0	CONFERENCE	0- 0	3- 7	3- 5				
2- 3	0- 0	0- 0	HOME	0- 0	2- 3	2- 2				
1- 4	0- 0	0- 0	AWAY	0- 0	1- 4	1- 3				
0- 0	0- 0	0- 0	NEUTRAL	0- 0	0- 0	0- 0				

RPI 1-25				RPI 26-50				RPI 51-100				RPI 101+ Team's RPI: 328			
RPI	S	Opponent	Score	RPI	S	Opponent	Score	RPI	S	Opponent	Score	RPI	S	Opponent	Score
24	A	DePaul	71 110	34	A	Michigan	36 105	57	H	Drexel	52 73	121	N	Ole Miss	58 110
												128	A	Delaware	49 84
												130	H	Bethune-Cookman	60 68
												139	A	Kansas	49 81
												148	H	Robert Morris	42 65
												156	N	Stetson	43 58
												173	A	Florida	51 85
												175	A	Temple	72 96
												178	A	Hampton	62 66
												180	A	Fla. Atlantic	67 90
												224	A	N. C. A&T	55 75
												224	H	N. C. A&T	48 66
												233	H	La Salle	48 71
												275	A	Morgan St.	62 54
												321	H	South Carolina St.	58 44
												334	A	N. C. Central	60 76
												334	H	N. C. Central	67 74
												340	H	Savannah St.	93 79
												343	A	Florida A&M	54 59
												349	H	Longwood	60 56
-----															
LAST 12 Division I GAMES:															
334	A	N. C. Central	60 76	178	A	Hampton	62 66	224	H	N. C. A&T	48 66	321	H	South Carolina St.	58 44
224	A	N. C. A&T	55 75	334	H	N. C. Central	67 74	156	N	Stetson	43 58	180	A	Fla. Atlantic	67 90
340	H	Savannah St.	93 79	130	H	Bethune-Cookman	60 68								
275	A	Morgan St.	62 54	343	A	Florida A&M	54 59								

Non-Div I Games:

Delaware St.

Average RPI Win: 289

Average RPI Loss: 89

WON-LOST  
RECORDWINNING  
PCT. RANKLAST 10  
GAMESSTRENGTH OF  
SCHEDULEOPP. STRENGTH  
OF SCHEDULETEAM  
RPIADJ.  
RPICONF.  
RPIADJ CONF.  
RPIDIV. I ONLY  
DIV. I NON-CONF.12- 11  
8- 6165  
1435- 5  
2- 1259  
292173  
186196  
208196  
20814  
1714  
17

TOTALS

RPI 1-25

RPI 26-50

W-L RECORDS

RPI 51-100

RPI 101-999

RPI 201+

12- 11

0- 0

0- 2

OVERALL

0- 5

12- 4

12- 1

4- 5

0- 0

0- 2

HOME

0- 2

4- 1

4- 0

7- 4

0- 0

0- 0

AWAY

0- 2

7- 2

7- 1

1- 2

0- 0

0- 0

NEUTRAL

0- 1

1- 1

1- 0

8- 6

0- 0

0- 1

NON-CONFERENCE

0- 3

8- 2

8- 0

2- 3

0- 0

0- 1

HOME

0- 1

2- 1

2- 0

5- 1

0- 0

0- 0

AWAY

0- 1

5- 0

5- 0

1- 2

0- 0

0- 0

NEUTRAL

0- 1

1- 1

1- 0

4- 5

0- 0

0- 1

CONFERENCE

0- 2

4- 2

4- 1

2- 2

0- 0

0- 1

HOME

0- 1

2- 0

2- 0

2- 3

0- 0

0- 0

AWAY

0- 1

2- 2

2- 1

0- 0

0- 0

0- 0

NEUTRAL

0- 0

0- 0

0- 0

RPI 1-25

RPI 26-50

RPI 51-100

RPI 101+

Team's RPI: 196

RPI S Opponent Score

RPI S Opponent Score

RPI S Opponent Score

RPI S Opponent Score

31 H Northern Colo. 63 71  
41 H South Dakota St. 58 6966 A American 53 66  
71 A South Dakota 51 79  
71 H South Dakota 60 82  
77 H Wyoming 51 61  
95 N Miami (OH) 52 69101 N Liberty 69 82  
106 A Western Ill. 93 118  
112 H Colorado St. 56 61  
205 A Oral Roberts 60 90  
209 N Eastern Mich. 60 54  
234 A Omaha 85 74  
259 A UMKC 77 68  
267 H North Dakota St. 98 79  
291 A Utah St. 74 72  
298 A Cal St. Fullerton 83 58  
308 H Utah Valley 72 53  
313 A Air Force 75 54  
318 A Fort Wayne 73 55  
318 H Fort Wayne 86 65  
324 H Northern Ari z. 80 73  
327 A UMBC 70 48

LAST 12 Division I GAMES:

318 H Fort Wayne 86 65  
71 H South Dakota 60 82  
106 A Western Ill. 93 118  
205 A Oral Roberts 60 90  
234 A Omaha 85 74  
267 H North Dakota St. 98 7941 H South Dakota St. 58 69  
318 A Fort Wayne 73 55  
308 H Utah Valley 72 53  
71 A South Dakota 51 79  
259 A UMKC 77 68  
101 N Liberty 69 82

Non-Div I Games:

Chadron St.

99 55

Denver

Loss, Non-Conf, S Site, H Home A Away N Neutral

Average RPI Win:	315	WON-LOST	WINNING	LAST 10	STRENGTH OF	OPP. STRENGTH	TEAM	ADJ.	CONF.	ADJ CONF.
Average RPI Loss:	139	RECORD	PCT. RANK	GAMES	SCHEDULE	OF SCHEDULE	RPI	RPI	RPI	RPI
DIV. I ONLY	1- 21	346	1- 9	138	124	310	310	11	11	
DIV. I NON-CONF.	0- 11	337	0- 1	185	60	335	335	13	13	
-----										
TOTALS	RPI 1-25	RPI 26-50	W-L RECORDS	RPI 51-100	RPI 101-999	RPI 201+				
1- 21	0- 1	0- 1	OVERALL	0- 5	1- 14	1- 6				
0- 11	0- 1	0- 1	HOME	0- 3	0- 6	0- 3				
1- 8	0- 0	0- 0	AWAY	0- 2	1- 6	1- 2				
0- 2	0- 0	0- 0	NEUTRAL	0- 0	0- 2	0- 1				
0- 11	0- 0	0- 1	NON-CONFERENCE	0- 3	0- 7	0- 2				
0- 5	0- 0	0- 1	HOME	0- 2	0- 2	0- 1				
0- 4	0- 0	0- 0	AWAY	0- 1	0- 3	0- 0				
0- 2	0- 0	0- 0	NEUTRAL	0- 0	0- 2	0- 1				
1- 10	0- 1	0- 0	CONFERENCE	0- 2	1- 7	1- 4				
0- 6	0- 1	0- 0	HOME	0- 1	0- 4	0- 2				
1- 4	0- 0	0- 0	AWAY	0- 1	1- 3	1- 2				
0- 0	0- 0	0- 0	NEUTRAL	0- 0	0- 0	0- 0				

RPI 1-25				RPI 26-50				RPI 51-100				RPI 101+ Team's RPI: 310			
RPI	S	Opponent	Score	RPI	S	Opponent	Score	RPI	S	Opponent	Score	RPI	S	Opponent	Score
13	H	Green Bay	27 85	34	H	Michigan	50 86	60	H	Michigan St.	60 97	109	A	Western Mich.	62 74
								61	H	Tol edo	64 81	115	H	Milwaukee	61 70
								64	A	IUPUI	62 90	124	A	Cleveland St.	50 75
								93	H	Wright St.	60 88	124	H	Cleveland St.	76 90
								95	A	Miami (OH)	64 91	138	A	Kent St.	74 82
												149	N	Clemson	44 72
												181	H	Bowling Green	81 85
												200	A	Illinois	65 73
												204	A	Oakland	50 83
												209	H	Eastern Mich.	76 78
												225	A	Youngstown St.	59 76
												225	H	Youngstown St.	52 72
												239	H	Northern Ky.	67 78
												251	N	North Texas	57 63
												315	A	Ill.-Chicago	61 58
-----															
LAST 12 Division I GAMES:															
225	H	Youngstown St.	52 72	64	A	IUPUI	62 90	239	H	Northern Ky.	67 78	124	A	Cleveland St.	50 75
124	H	Cleveland St.	76 90	93	H	Wright St.	60 88	225	A	Youngstown St.	59 76	138	A	Kent St.	74 82
204	A	Oakland	50 83	61	H	Tol edo	64 81	109	A	Western Mich.	62 74	115	H	Milwaukee	61 70
115	H	Milwaukee	61 70	27	H	Green Bay	27 85	95	A	Miami (OH)	64 91	124	H	Cleveland St.	76 90
13	H	Green Bay	27 85	61	H	Tol edo	64 81	60	H	Michigan St.	60 97	138	A	Kent St.	74 82
315	A	Ill.-Chicago	61 58									149	N	Clemson	44 72

Non-Div I Games:

Detroit Mercy

Average RPI Win: 203

Average RPI Loss: 48

WON-LOST  
RECORDWINNING  
PCT. RANKLAST 10  
GAMESSTRENGTH OF  
SCHEDULEOPP. STRENGTH  
OF SCHEDULETEAM  
RPIADJ.  
RPICONF.  
RPIADJ CONF.  
RPIDIV. I ONLY  
DIV. I NON-CONF.15- 7  
4- 774  
22610- 0  
0- 1105  
15129  
2286  
13586  
13524  
2224  
22

TOTALS

RPI 1-25

RPI 26-50

W-L RECORDS

RPI 51-100

RPI 101-999

RPI 201+

15- 7

0- 2

0- 2

OVERALL

0- 3

15- 0

7- 0

10- 3

0- 0

0- 2

HOME

0- 1

10- 0

4- 0

4- 3

0- 2

0- 0

AWAY

0- 1

4- 0

2- 0

1- 1

0- 0

0- 0

NEUTRAL

0- 1

1- 0

1- 0

4- 7

0- 2

0- 2

NON-CONFERENCE

0- 3

4- 0

1- 0

3- 3

0- 0

0- 2

HOME

0- 1

3- 0

0- 0

0- 3

0- 2

0- 0

AWAY

0- 1

0- 0

0- 0

1- 1

0- 0

0- 0

NEUTRAL

0- 1

1- 0

1- 0

11- 0

0- 0

0- 0

CONFERENCE

0- 0

11- 0

6- 0

7- 0

0- 0

0- 0

HOME

0- 0

7- 0

4- 0

4- 0

0- 0

0- 0

AWAY

0- 0

4- 0

2- 0

0- 0

0- 0

0- 0

NEUTRAL

0- 0

0- 0

0- 0

RPI 1-25

RPI 26-50

RPI 51-100 Team's RPI: 86

RPI 101+

RPI	S	Opponent	Score
7	A	Oregon	77 110
23	A	Iowa	66 79

RPI	S	Opponent	Score
38	H	Creighton	100 108
41	H	South Dakota St.	78 85

RPI	S	Opponent	Score
56	H	Nebraska	84 89
77	A	Wyoming	61 75
96	N	George Mason	75 87

RPI	S	Opponent	Score
101	H	Liberty	96 68
115	H	Milwaukee	77 73
116	A	Missouri St.	80 68
116	H	Missouri St.	84 65
117	H	Iowa St.	83 80
141	A	Southern Ill.	75 64
141	H	Southern Ill.	84 73
153	H	UNI	81 64
248	A	Bradley	84 75
256	H	Indiana St.	85 64
265	A	Illinois St.	65 58
288	H	Valparaiso	86 50
295	H	Loyola Chicago	72 46
341	N	Mississippi Val.	96 60
348	H	Evansville	107 66

LAST 12 Division I GAMES:

116	H	Missouri St.	84 65
141	H	Southern Ill.	84 73
248	A	Bradley	84 75
265	A	Illinois St.	65 58
153	H	UNI	81 64
348	H	Evansville	107 66

256	H	Indiana St.	85 64
141	A	Southern Ill.	75 64
116	A	Missouri St.	80 68
295	H	Loyola Chicago	72 46
288	H	Valparaiso	86 50
23	A	Iowa	66 79

Non-Div I Games: Iowa Wesleyan 102 25

Drake

Loss, Non-Conf, S Site, H Home A Away N Neutral

Average RPI Win: 198

Average RPI Loss: 63

WON-LOST  
RECORDWINNING  
PCT. RANKLAST 10  
GAMESSTRENGTH OF  
SCHEDULEOPP. STRENGTH  
OF SCHEDULETEAM  
RPIADJ.  
RPICONF.  
RPIADJ CONF.  
RPIDIV. I ONLY  
DIV. I NON-CONF.18- 5  
8- 433  
879- 1  
1- 0148  
197133  
9157  
8857  
8810  
1210  
12

TOTALS

RPI 1-25

RPI 26-50

W-L RECORDS

RPI 51-100

RPI 101-999

RPI 201+

18- 5

0- 0

0- 1

OVERALL

2- 4

16- 0

10- 0

10- 0

0- 0

0- 0

HOME

1- 0

9- 0

6- 0

7- 3

0- 0

0- 1

AWAY

0- 2

7- 0

4- 0

1- 2

0- 0

0- 0

NEUTRAL

1- 2

0- 0

0- 0

8- 4

0- 0

0- 1

NON-CONFERENCE

1- 3

7- 0

5- 0

4- 0

0- 0

0- 0

HOME

0- 0

4- 0

3- 0

3- 2

0- 0

0- 1

AWAY

0- 1

3- 0

2- 0

1- 2

0- 0

0- 0

NEUTRAL

1- 2

0- 0

0- 0

10- 1

0- 0

0- 0

CONFERENCE

1- 1

9- 0

5- 0

6- 0

0- 0

0- 0

HOME

1- 0

5- 0

3- 0

4- 1

0- 0

0- 0

AWAY

0- 1

4- 0

2- 0

0- 0

0- 0

0- 0

NEUTRAL

0- 0

0- 0

0- 0

RPI 1-25

RPI 26-50

RPI 51-100 Team's RPI: 57

RPI 101+

RPI S Opponent Score

RPI S Opponent Score

RPI S Opponent Score

RPI S Opponent Score

37 A Syracuse 62 72

53 N West Virginia 42 75

128 H Delaware 74 53

63 N Virginia Tech 67 79

134 A Northeastern 69 58

67 H Elon 58 56

134 H Northeastern 58 50

81 A Penn St. 70 84

136 H Bucknell I 63 54

82 A James Madison 48 56

137 A William &amp; Mary 65 58

97 N Butler 76 62

183 A Saint Joseph's 65 58

229 A Niagara 66 65

231 A Hofstra 58 47

231 H Hofstra 47 38

233 H La Salle 79 54

241 H Lafayette 52 37

261 A Col. of Charleston 80 53

263 H Towson 78 53

264 H UNCW 68 42

270 H Cornell I 61 39

328 A Delaware St. 73 52

LAST 12 Division I GAMES:

261 A Col. of Charleston 80 53

264 H UNCW 68 42

263 H Towson 78 53

82 A James Madison 48 56

134 H Northeastern 58 50

137 A William &amp; Mary 65 58

67 H Elon 58 56

231 H Hofstra 47 38

231 A Hofstra 58 47

128 H Delaware 74 53

134 A Northeastern 69 58

270 H Cornell I 61 39

D  
r  
e  
x  
e  
lD  
r  
e  
x  
e  
l

Non-Div I Games:

Drexel

Loss, Non-Conf, S Site, H Home A Away N Neutral

Average RPI Win:	139	WON-LOST	WINNING	LAST 10	STRENGTH OF	OPP. STRENGTH	TEAM	ADJ.	CONF.	ADJ CONF.
Average RPI Loss:	32	RECORD	PCT. RANK	GAMES	SCHEDULE	OF SCHEDULE	RPI	RPI	RPI	RPI
DIV. I ONLY	18- 6	45	7- 3	27	26	16	16	1	1	
DIV. I NON-CONF.	11- 2	22	1- 0	79	102	22	22	1	1	
-----										
TOTALS	RPI 1-25	RPI 26-50	W-L RECORDS	RPI 51-100	RPI 101-999	RPI 201+				
18- 6	2- 3	2- 2	OVERALL	4- 1	10- 0	5- 0				
13- 1	2- 1	2- 0	HOME	3- 0	6- 0	3- 0				
5- 5	0- 2	0- 2	AWAY	1- 1	4- 0	2- 0				
0- 0	0- 0	0- 0	NEUTRAL	0- 0	0- 0	0- 0				
11- 2	1- 1	1- 1	NON-CONFERENCE	2- 0	7- 0	5- 0				
9- 0	1- 0	1- 0	HOME	2- 0	5- 0	3- 0				
2- 2	0- 1	0- 1	AWAY	0- 0	2- 0	2- 0				
0- 0	0- 0	0- 0	NEUTRAL	0- 0	0- 0	0- 0				
7- 4	1- 2	1- 1	CONFERENCE	2- 1	3- 0	0- 0				
4- 1	1- 1	1- 0	HOME	1- 0	1- 0	0- 0				
3- 3	0- 1	0- 1	AWAY	1- 1	2- 0	0- 0				
0- 0	0- 0	0- 0	NEUTRAL	0- 0	0- 0	0- 0				

D  
u  
k  
eD  
u  
k  
e

RPI 1-25				Team's RPI: 16				RPI 26-50				RPI 51-100				RPI 101+			
RPI	S	Opponent	Score	RPI	S	Opponent	Score	RPI	S	Opponent	Score	RPI	S	Opponent	Score	RPI	S	Opponent	Score
2	H	Notre Dame	54 72	26	A	Villanova	55 64	63	A	Virginia Tech	86 75	101	H	Liberty	68 51				
4	A	Louisville	60 66	28	H	Virginia	55 48	65	H	Georgia Tech	77 59	103	A	Wake Forest	80 67				
5	H	Ohio St.	69 60	48	H	Oregon St.	72 65	76	H	Maine	69 39	146	A	Pittsburgh	58 46				
19	H	NC State	69 56	50	A	Miami (FL)	48 51	77	H	Wyoming	63 40	159	H	High Point	77 50				
21	A	South Carolina	52 72					91	A	North Carolina	86 92	197	H	Boston College	75 50				



Duquesne				Through Games Of Feb. 6, 2018								
Average RPI	Win:	190	WON-LOST	WINNING	LAST 10	STRENGTH OF	OPP. STRENGTH	TEAM	ADJ.	CONF.	ADJ CONF.	
Average RPI	Loss:	91	RECORD	PCT. RANK	GAMES	SCHEDULE	OF SCHEDULE	RPI	RPI	RPI	RPI	
DIV. I ONLY		19- 4		16	9- 1	183		100	49	49	12	12
DIV. I NON-CONF.		10- 3		51	1- 1	182		41	54	54	10	10
-----												
TOTALS	RPI 1-25		RPI 26-50		W-L RECORDS	RPI 51-100		RPI 101-999		RPI 201+		
19- 4	0- 1		2- 1		OVERALL	2- 0		15- 2		10- 0		
10- 0	0- 0		1- 0		HOME	2- 0		7- 0		6- 0		
8- 3	0- 0		1- 1		AWAY	0- 0		7- 2		3- 0		
1- 1	0- 1		0- 0		NEUTRAL	0- 0		1- 0		1- 0		
10- 3	0- 1		2- 0		NON-CONFERENCE	1- 0		7- 2		5- 0		
6- 0	0- 0		1- 0		HOME	1- 0		4- 0		3- 0		
3- 2	0- 0		1- 0		AWAY	0- 0		2- 2		1- 0		
1- 1	0- 1		0- 0		NEUTRAL	0- 0		1- 0		1- 0		
9- 1	0- 0		0- 1		CONFERENCE	1- 0		8- 0		5- 0		
4- 0	0- 0		0- 0		HOME	1- 0		3- 0		3- 0		
5- 1	0- 0		0- 1		AWAY	0- 0		5- 0		2- 0		
0- 0	0- 0		0- 0		NEUTRAL	0- 0		0- 0		0- 0		

RPI 1-25				RPI 26-50				Team's RPI: 49				RPI 51-100				RPI 101+			
RPI	S	Opponent	Score	RPI	S	Opponent	Score	RPI	S	Opponent	Score	RPI	S	Opponent	Score	RPI	S	Opponent	Score
1	N	UConn	52 104	28	A	Virginia	74 63	61	H	Toledo	73 54	111	A	George Washington	54 53				
				29	H	Central Mich.	64 61	96	H	George Mason	71 64	129	H	Saint Francis (PA)	87 68				
				44	A	Dayton	70 79					144	A	ETSU	77 81				
												146	A	Pittsburgh	66 53				
												152	A	Davison	79 54				
												176	A	Charlotte	72 75				
												183	A	Saint Joseph's	61 42				
												207	A	Richmond	78 70				
												218	H	Akron	66 60				
												224	N	N.C. A&T	73 60				
												233	H	La Salle	78 50				
												238	H	St. Bonaventure	73 59				
												289	H	Central Conn. St.	83 58				
												290	H	Massachusetts	60 57				
												299	A	VCU	70 51				
												338	H	Iona	80 59				
												339	A	Winthrop	81 54				
LAST 12 Division I GAMES:																			
207	A	Richmond	78 70	111	A	George Washington	54 53	299	A	VCU	70 51	152	A	Davison	79 54				
44	A	Dayton	70 79	290	H	Massachusetts	60 57	1	N	UConn	52 104	29	H	Central Mich.	64 61				
238	H	St. Bonaventure	73 59																
183	A	Saint Joseph's	61 42																
96	H	George Mason	71 64																
233	H	La Salle	78 50																

Non-Div I Games:

Duquesne

Average RPI Win:	234	WON-LOST	WINNING	LAST 10	STRENGTH OF	OPP. STRENGTH	TEAM	ADJ.	CONF.	ADJ CONF.
Average RPI Loss:	86	RECORD	PCT. RANK	GAMES	SCHEDULE	OF SCHEDULE	RPI	RPI	RPI	RPI
DIV. I ONLY	13- 10	135	7- 2	210	95	144	144	17	17	
DIV. I NON-CONF.	6- 8	209	0- 2	161	27	165	165	16	16	
-----										
TOTALS	RPI 1-25	RPI 26-50	W-L RECORDS	RPI 51-100	RPI 101-999	RPI 201+				
13- 10	0- 3	1- 1	OVERALL	1- 3	11- 3	8- 2				
7- 3	0- 0	1- 0	HOME	1- 2	5- 1	3- 1				
6- 4	0- 2	0- 1	AWAY	0- 0	6- 1	5- 1				
0- 3	0- 1	0- 0	NEUTRAL	0- 1	0- 1	0- 0				
6- 8	0- 3	1- 1	NON-CONFERENCE	0- 2	5- 2	4- 1				
3- 2	0- 0	1- 0	HOME	0- 1	2- 1	1- 1				
3- 3	0- 2	0- 1	AWAY	0- 0	3- 0	3- 0				
0- 3	0- 1	0- 0	NEUTRAL	0- 1	0- 1	0- 0				
7- 2	0- 0	0- 0	CONFERENCE	1- 1	6- 1	4- 1				
4- 1	0- 0	0- 0	HOME	1- 1	3- 0	2- 0				
3- 1	0- 0	0- 0	AWAY	0- 0	3- 1	2- 1				
0- 0	0- 0	0- 0	NEUTRAL	0- 0	0- 0	0- 0				

RPI 1-25				RPI 26-50				RPI 51-100				RPI 101+ Team's RPI: 144			
RPI	S	Opponent	Score	RPI	S	Opponent	Score	RPI	S	Opponent	Score	RPI	S	Opponent	Score
2	N	Notre Dame	46 77	43	A	Houston	69 88	58	H	Mercer	65 85	109	N	Western Mi ch.	79 87
11	A	Tennessee	49 87	49	H	Duquesne	81 77	60	H	Michigan St.	74 83	142	H	Cincinnati	87 77
19	A	NC State	58 70					83	N	Washington St.	76 80	167	H	Samford	76 48
								92	H	Chattanooga	65 58	188	A	Furman	69 57
												232	A	UNCG	61 65
												232	H	UNCG	60 52
												239	H	Northern Ky.	45 57
												268	A	Appalachian St.	70 57
												273	A	Wofford	61 58
												307	A	Murray St.	96 68
												326	A	Western Caro.	76 46
												326	H	Western Caro.	66 50
												329	H	Tennessee Tech	74 55
												339	A	Winthrop	74 63
-----															
LAST 12 Division I GAMES:															
326	A	Western Caro.	76 46	92	H	Chattanooga	65 58	232	H	UNCG	60 52				
232	A	UNCG	61 65					326	H	Western Caro.	66 50				
167	H	Samford	76 48					239	H	Northern Ky.	45 57				
58	H	Mercer	65 85					60	H	Michigan St.	74 83				
273	A	Wofford	61 58					19	A	NC State	58 70				
188	A	Furman	69 57												

Non-Div I Games: North Greenville 90 67

ETSU

Average RPI Win:	227	WON-LOST	WINNING	LAST 10	STRENGTH OF	OPP. STRENGTH	TEAM	ADJ.	CONF.	ADJ CONF.
Average RPI Loss:	154	RECORD	PCT. RANK	GAMES	SCHEDULE	OF SCHEDULE	RPI	RPI	RPI	RPI
DIV. I ONLY	13- 10	135	5- 5	277	146	219	219	8	8	
DIV. I NON-CONF.	8- 5	111	2- 0	324	334	258	258	7	7	
-----										
TOTALS	RPI 1-25	RPI 26-50	W-L RECORDS	RPI 51-100	RPI 101-999	RPI 201+				
13- 10	0- 1	1- 0	OVERALL	0- 1	12- 8	8- 3				
10- 4	0- 1	1- 0	HOME	0- 0	9- 3	6- 1				
2- 4	0- 0	0- 0	AWAY	0- 1	2- 0	1- 0				
1- 2	0- 0	0- 0	NEUTRAL	0- 0	1- 2	1- 0				
8- 5	0- 0	0- 0	NON-CONFERENCE	0- 0	8- 5	7- 2				
6- 2	0- 0	0- 0	HOME	0- 0	6- 2	5- 1				
1- 1	0- 0	0- 0	AWAY	0- 0	1- 1	1- 1				
1- 2	0- 0	0- 0	NEUTRAL	0- 0	1- 2	1- 0				
5- 5	0- 1	1- 0	CONFERENCE	0- 1	4- 3	1- 1				
4- 2	0- 1	1- 0	HOME	0- 0	3- 1	1- 0				
1- 3	0- 0	0- 0	AWAY	0- 1	1- 2	0- 1				
0- 0	0- 0	0- 0	NEUTRAL	0- 0	0- 0	0- 0				

RPI 1-25				RPI 26-50				RPI 51-100				RPI 101+ Team's RPI: 219			
RPI	S	Opponent	Score	RPI	S	Opponent	Score	RPI	S	Opponent	Score	RPI	S	Opponent	Score
1	H	UConn	35 96	43	H	Houston	80 78	98	A	Tulane	58 64	122	N	UTEP	79 93
												137	H	William & Mary	65 71
												142	A	Cincinnati	79 70
												142	H	Cincinnati	54 66
												155	H	Wichita St.	77 67
												169	H	Tulsa	73 67
												174	N	Jacksonville St.	73 82
												176	H	Charlotte	58 55
												179	A	Memphis	36 72
												207	H	Richmond	64 65
												214	A	SMU	51 65
												214	H	SMU	76 47
												216	H	Norfolk St.	51 46
												264	A	UNCW	62 66
												269	N	Rider	66 63
												293	A	Kennesaw St.	66 56
												297	H	USC Upstate	66 53
												303	H	UMES	64 54
												334	H	N.C. Central	73 61
												340	H	Savannah St.	103 37
-----															
LAST 12 Division I GAMES:															
214	H	SMU	76 47	169	H	Tulsa	73 67	179	A	Memphis	36 72				
155	H	Wichita St.	77 67	1	H	UConn	35 96	142	H	Cincinnati	54 66				
142	A	Cincinnati	79 70	98	A	Tulane	58 64	303	H	UMES	64 54				
43	H	Houston	80 78	214	A	SMU	51 65	340	H	Savannah St.	103 37				

Non-Div I Games:

East Carolina

■ Loss, 
 ■ Non-Conf, 
 ■ S Site, 
 ■ Home 
 ■ Away 
 N Neutral

Average RPI Win:	342	WON-LOST	WINNING	LAST 10	STRENGTH OF	OPP. STRENGTH	TEAM	ADJ.	CONF.	ADJ CONF.
Average RPI Loss:	211	RECORD	PCT. RANK	GAMES	SCHEDULE	OF SCHEDULE	RPI	RPI	RPI	RPI
DIV. I ONLY	2- 21	343	1- 9	303	334	347	347	26	26	
DIV. I NON-CONF.	1- 10	327	0- 0	305	320	347	347	27	27	
-----										
TOTALS	RPI 1-25	RPI 26-50	W-L RECORDS	RPI 51-100	RPI 101-999	RPI 201+				
2- 21	0- 0	0- 0	OVERALL	0- 3	2- 18	2- 12				
2- 9	0- 0	0- 0	HOME	0- 1	2- 8	2- 6				
0- 11	0- 0	0- 0	AWAY	0- 2	0- 9	0- 6				
0- 1	0- 0	0- 0	NEUTRAL	0- 0	0- 1	0- 0				
1- 10	0- 0	0- 0	NON-CONFERENCE	0- 1	1- 9	1- 4				
1- 4	0- 0	0- 0	HOME	0- 0	1- 4	1- 3				
0- 5	0- 0	0- 0	AWAY	0- 1	0- 4	0- 1				
0- 1	0- 0	0- 0	NEUTRAL	0- 0	0- 1	0- 0				
1- 11	0- 0	0- 0	CONFERENCE	0- 2	1- 9	1- 8				
1- 5	0- 0	0- 0	HOME	0- 1	1- 4	1- 3				
0- 6	0- 0	0- 0	AWAY	0- 1	0- 5	0- 5				
0- 0	0- 0	0- 0	NEUTRAL	0- 0	0- 0	0- 0				

RPI 1-25				RPI 26-50				RPI 51-100				RPI 101+				Team's RPI: 347	
RPI	S	Opponent	Score	RPI	S	Opponent	Score	RPI	S	Opponent	Score	RPI	S	Opponent	Score		
								68	A	Belmont	37	59	124	A	Cleveland St.	69	77
								68	H	Belmont	58	86	128	N	Delaware	37	66
								93	A	Wright St.	46	81	135	H	Northern Ill.	64	93
												174	H	Jacksonville St.	50	59	
												183	A	Saint Joseph's	62	80	
												191	A	Northwestern	40	74	
												211	H	UT Martin	44	72	
												215	A	Morehead St.	81	89	
												220	H	Southeast Mo. St.	54	77	
												227	A	Austin Peay	59	69	
												248	H	Bradley	52	67	
												251	H	North Texas	61	63	
												288	H	Valparaiso	67	76	
												307	A	Murray St.	61	72	
												312	A	Eastern Ky.	51	67	
												318	A	Fort Wayne	77	93	
												329	H	Tennessee Tech	57	60	
												336	A	Tennessee St.	68	86	
												336	H	Tennessee St.	66	59	
												348	H	Evansville	79	52	
-----																	
LAST 12 Division I GAMES:																	
				329	H	Tennessee Tech	57	60	68	H	Belmont	58	86				
				174	H	Jacksonville St.	50	59	336	H	Tennessee St.	66	59				
				336	A	Tennessee St.	68	86	312	A	Eastern Ky.	51	67				
				68	A	Belmont	37	59	215	A	Morehead St.	81	89				
				220	H	Southeast Mo. St.	54	77	227	A	Austin Peay	59	69				
				211	H	UT Martin	44	72	307	A	Murray St.	61	72				

Non-Div I Games:

Eastern III.

Average RPI Win:	290	WON-LOST	WINNING	LAST 10	STRENGTH OF	OPP. STRENGTH	TEAM	ADJ.	CONF.	ADJ CONF.
Average RPI Loss:	180	RECORD	PCT. RANK	GAMES	SCHEDULE	OF SCHEDULE	RPI	RPI	RPI	RPI
DIV. I ONLY	6- 14	279	3- 7	320	214	312	312	26	26	
DIV. I NON-CONF.	2- 6	280	0- 0	298	68	292	292	27	27	
-----										
TOTALS	RPI 1-25	RPI 26-50	W-L RECORDS	RPI 51-100	RPI 101-999	RPI 201+				
6- 14	0- 0	0- 0	OVERALL	0- 3	6- 11	5- 6				
4- 5	0- 0	0- 0	HOME	0- 2	4- 3	3- 1				
2- 9	0- 0	0- 0	AWAY	0- 1	2- 8	2- 5				
0- 0	0- 0	0- 0	NEUTRAL	0- 0	0- 0	0- 0				
2- 6	0- 0	0- 0	NON-CONFERENCE	0- 2	2- 4	2- 1				
1- 2	0- 0	0- 0	HOME	0- 1	1- 1	1- 0				
1- 4	0- 0	0- 0	AWAY	0- 1	1- 3	1- 1				
0- 0	0- 0	0- 0	NEUTRAL	0- 0	0- 0	0- 0				
4- 8	0- 0	0- 0	CONFERENCE	0- 1	4- 7	3- 5				
3- 3	0- 0	0- 0	HOME	0- 1	3- 2	2- 1				
1- 5	0- 0	0- 0	AWAY	0- 0	1- 5	1- 4				
0- 0	0- 0	0- 0	NEUTRAL	0- 0	0- 0	0- 0				

E  
a  
s  
t  
e  
r  
n  
K  
y  
.E  
a  
s  
t  
e  
r  
n  
K  
y  
.

RPI 1-25				RPI 26-50				RPI 51-100				RPI 101+ Team's RPI: 312			
RPI	S	Opponent	Score	RPI	S	Opponent	Score	RPI	S	Opponent	Score	RPI	S	Opponent	Score
								68	H	Belmont	55 77	133	H	SIUE	60 62
								75	H	Ohio	57 69	138	H	Kent St.	57 65
								96	A	George Mason	41 64	142	A	Cincinnati	53 64
												174	A	Jacksonville St.	51 65
												174	H	Jacksonville St.	48 44
												181	A	Bowling Green	60 77
												211	A	UT Martin	49 77
												218	A	Akron	45 62
												220	A	Southeast Mo. St.	55 69
												227	A	Austin Peay	45 59
												232	H	UNCG	70 59
												307	A	Murray St.	68 75
												326	A	Western Caro.	62 59
												329	A	Tennessee Tech	76 68
												329	H	Tennessee Tech	55 53
												336	H	Tennessee St.	58 59
												347	H	Eastern Ill.	67 51
-----															
LAST 12 Division I GAMES:															
				336	H	Tennessee St.	58 59	220	A	Southeast Mo. St.	55 69				
				68	H	Belmont	55 77	211	A	UT Martin	49 77				
				307	A	Murray St.	68 75	347	H	Eastern Ill.	67 51				
				227	A	Austin Peay	45 59	133	H	SIUE	60 62				
				174	H	Jacksonville St.	48 44	329	A	Tennessee Tech	76 68				
				329	H	Tennessee Tech	55 53	174	A	Jacksonville St.	51 65				

Non-Div I Games: Ohio Christian 69 45

Eastern Ky.

■ Loss, 
 ■ Non-Conf, S Site, 
 ■ Home 
 ■ Away 
 N Neutral

Average RPI Win:	198	WON-LOST	WINNING	LAST 10	STRENGTH OF	OPP. STRENGTH	TEAM	ADJ.	CONF.	ADJ CONF.
Average RPI Loss:	148	RECORD	PCT. RANK	GAMES	SCHEDULE	OF SCHEDULE	RPI	RPI	RPI	RPI
DIV. I ONLY	8- 12	232	5- 5	185	178	209	209	7	7	
DIV. I NON-CONF.	3- 7	254	2- 0	334	332	320	320	8	8	
-----										
TOTALS	RPI 1-25	RPI 26-50	W-L RECORDS	RPI 51-100	RPI 101-999	RPI 201+				
8- 12	0- 1	0- 1	OVERALL	2- 2	6- 8	3- 3				
4- 3	0- 0	0- 1	HOME	1- 1	3- 1	2- 0				
4- 8	0- 1	0- 0	AWAY	1- 1	3- 6	1- 3				
0- 1	0- 0	0- 0	NEUTRAL	0- 0	0- 1	0- 0				
3- 7	0- 0	0- 0	NON-CONFERENCE	0- 1	3- 6	3- 3				
2- 0	0- 0	0- 0	HOME	0- 0	2- 0	2- 0				
1- 6	0- 0	0- 0	AWAY	0- 1	1- 5	1- 3				
0- 1	0- 0	0- 0	NEUTRAL	0- 0	0- 1	0- 0				
5- 5	0- 1	0- 1	CONFERENCE	2- 1	3- 2	0- 0				
2- 3	0- 0	0- 1	HOME	1- 1	1- 1	0- 0				
3- 2	0- 1	0- 0	AWAY	1- 0	2- 1	0- 0				
0- 0	0- 0	0- 0	NEUTRAL	0- 0	0- 0	0- 0				

RPI 1-25				RPI 26-50				RPI 51-100				RPI 101+				Team's RPI: 209
RPI	S	Opponent	Score	RPI	S	Opponent	Score	RPI	S	Opponent	Score	RPI	S	Opponent	Score	
22	A	Buffalo	92 97	29	H	Central Mich.	72 95	52	A	Minnesota	56 80	109	H	Western Mich.	69 67	
								61	H	Toledo	70 57	124	A	Cleveland St.	65 77	
								95	A	Miami (OH)	74 59	135	A	Northern Ill.	83 76	
								95	H	Miami (OH)	69 73	138	A	Kent St.	69 76	
												138	H	Kent St.	60 67	
												160	A	Loyola Marymount	64 73	
												181	A	Bowling Green	54 52	
												196	N	Denver	54 60	
												238	A	St. Bonaventure	51 70	
												265	A	Illinois St.	56 65	
												310	A	Detroit Mercy	78 76	
												315	A	Ill. -Chicago	70 73	
												343	H	Florida A&M	83 61	
												349	H	Longwood	73 44	
-----																
LAST 12 Division I GAMES:																
29	H	Central Mich.	72 95	138	A	Kent St.	69 76									
22	A	Buffalo	92 97	61	H	Toledo	70 57									
95	H	Miami (OH)	69 73	181	A	Bowling Green	54 52									
135	A	Northern Ill.	83 76	138	H	Kent St.	60 67									
109	H	Western Mich.	69 67	349	H	Longwood	73 44									
95	A	Miami (OH)	74 59	310	A	Detroit Mercy	78 76									

Non-Div I Games: Rochester College 62 29

Eastern Mich.

Average RPI	Win:	242	WON-LOST	WINNING	LAST 10	STRENGTH OF	OPP. STRENGTH	TEAM	ADJ.	CONF.	ADJ CONF.
Average RPI	Loss:	90	RECORD	PCT. RANK	GAMES	SCHEDULE	OF SCHEDULE	RPI	RPI	RPI	RPI
DIV. I ONLY	11- 11	170	7- 3	218	92	195	195	19	19		
DIV. I NON-CONF.	4- 7	226	1- 0	80	131	169	169	15	15		
-----											
TOTALS	RPI 1-25	RPI 26-50	W-L RECORDS	RPI 51-100	RPI 101-999	RPI 201+					
11- 11	0- 1	0- 4	OVERALL	0- 1	11- 5	7- 0					
8- 3	0- 0	0- 1	HOME	0- 0	8- 2	4- 0					
2- 7	0- 1	0- 3	AWAY	0- 0	2- 3	2- 0					
1- 1	0- 0	0- 0	NEUTRAL	0- 1	1- 0	1- 0					
4- 7	0- 1	0- 2	NON-CONFERENCE	0- 1	4- 3	3- 0					
2- 2	0- 0	0- 0	HOME	0- 0	2- 2	1- 0					
1- 4	0- 1	0- 2	AWAY	0- 0	1- 1	1- 0					
1- 1	0- 0	0- 0	NEUTRAL	0- 1	1- 0	1- 0					
7- 4	0- 0	0- 2	CONFERENCE	0- 0	7- 2	4- 0					
6- 1	0- 0	0- 1	HOME	0- 0	6- 0	3- 0					
1- 3	0- 0	0- 1	AWAY	0- 0	1- 2	1- 0					
0- 0	0- 0	0- 0	NEUTRAL	0- 0	0- 0	0- 0					

RPI 1-25				RPI 26-50				RPI 51-100				RPI 101+				Team's RPI: 195
RPI	S	Opponent	Score	RPI	S	Opponent	Score	RPI	S	Opponent	Score	RPI	S	Opponent	Score	
7	A	Oregon	40 81	31	A	Northern Colo.	62 68	79	N	Saint Mary's (CA)	56 76	119	H	BYU	69 73	
				31	H	Northern Colo.	65 70					147	A	Fresno St.	56 81	
				35	A	Purdue	40 65					154	A	Portland St.	60 75	
				42	A	Gonzaga	45 69					154	H	Portland St.	64 57	
												157	A	North Dakota	79 81	
												157	H	North Dakota	74 70	
												161	H	Cal Poly	75 72	
												162	H	Idaho	71 64	
												193	H	Boise St.	57 61	
												211	N	UT Martin	61 58	
												285	A	Sacramento St.	83 72	
												285	H	Sacramento St.	83 76	
												304	H	Southern Utah	58 41	
												308	H	Utah Valley	61 41	
												313	A	Air Force	65 63	
												324	H	Northern Ariz.	82 62	
-----																
LAST 12 Division I GAMES:																
154	H	Portland St.	64 57	162	H	Idaho	71 64	285	A	Sacramento St.	83 72	154	A	Portland St.	60 75	
285	H	Sacramento St.	83 76	285	A	Sacramento St.	83 72	154	A	Portland St.	60 75	157	H	North Dakota	74 70	
31	A	Northern Colo.	62 68	154	A	Portland St.	60 75	31	H	Northern Colo.	65 70	304	H	Southern Utah	58 41	
157	A	North Dakota	79 81	157	H	North Dakota	74 70	211	N	UT Martin	61 58	313	A	Air Force	65 63	
304	H	Southern Utah	58 41	31	H	Northern Colo.	65 70					324	H	Northern Ariz.	82 62	
324	H	Northern Ariz.	82 62													

Non-Div I Games: Multnomah 88 42

Eastern Wash.

Loss, 
Non-Conf, 
S Site, 
H Home
A Away 
N Neutral

Average RPI Win:	198	WON-LOST	WINNING	LAST 10	STRENGTH OF	OPP. STRENGTH	TEAM	ADJ.	CONF.	ADJ CONF.
Average RPI Loss:	78	RECORD	PCT. RANK	GAMES	SCHEDULE	OF SCHEDULE	RPI	RPI	RPI	RPI
DIV. I ONLY	14- 7	78	6- 4	116	140	67	67	10	10	
DIV. I NON-CONF.	7- 3	74	1- 0	136	100	59	59	12	12	
-----										
TOTALS	RPI 1-25	RPI 26-50	W-L RECORDS	RPI 51-100	RPI 101-999	RPI 201+				
14- 7	0- 2	1- 0	OVERALL	2- 2	11- 3	7- 0				
8- 0	0- 0	0- 0	HOME	1- 0	7- 0	4- 0				
5- 6	0- 0	1- 0	AWAY	0- 0	4- 0	3- 0				
1- 1	0- 1	0- 0	NEUTRAL	1- 0	0- 0	0- 0				
7- 3	0- 2	1- 0	NON-CONFERENCE	1- 0	5- 1	3- 0				
3- 0	0- 0	0- 0	HOME	0- 0	3- 0	2- 0				
3- 2	0- 1	1- 0	AWAY	0- 0	2- 1	1- 0				
1- 1	0- 1	0- 0	NEUTRAL	1- 0	0- 0	0- 0				
7- 4	0- 0	0- 0	CONFERENCE	1- 2	6- 2	4- 0				
5- 0	0- 0	0- 0	HOME	1- 0	4- 0	2- 0				
2- 4	0- 0	0- 0	AWAY	0- 2	2- 2	2- 0				
0- 0	0- 0	0- 0	NEUTRAL	0- 0	0- 0	0- 0				

RPI 1-25				RPI 26-50				RPI 51-100				RPI 101+			
RPI	S	Opponent	Score	RPI	S	Opponent	Score	RPI	S	Opponent	Score	RPI	S	Opponent	Score
19	A	NC State	57 70	47	A	UCF	71 57	57	A	Drexel	56 58	103	A	Wake Forest	51 53
23	N	Iowa	61 74					82	A	James Madison	67 70	128	A	Delaware	66 80
								82	H	James Madison	50 43	128	H	Delaware	64 51
								99	N	Alabama	60 55	134	H	Northeastern	78 71
												137	A	William & Mary	75 81
												152	A	Davison	75 58
												178	H	Hampton	82 59
												224	A	N.C. A&T	90 59
												261	A	Col. of Charleston	77 55
												263	A	Towson	71 45
												263	H	Towson	84 61
												264	H	UNCW	75 67
												334	H	N.C. Central	78 50
												339	H	Winthrop	98 37
LAST 12 Division I GAMES:															
				82	H	James Madison	50 43	137	A	William & Mary	75 81				
				261	A	Col. of Charleston	77 55	82	A	James Madison	67 70				
				263	A	Towson	71 45	134	H	Northeastern	78 71				
				57	A	Drexel	56 58	128	A	Delaware	66 80				
				128	H	Delaware	64 51	264	H	UNCW	75 67				
				263	H	Towson	84 61	334	H	N.C. Central	78 50				

Non-Div I Games: Coker

106 54

E l o n



Average RPI Win:	307	WON-LOST	WINNING	LAST 10	STRENGTH OF	OPP. STRENGTH	TEAM	ADJ.	CONF.	ADJ CONF.
Average RPI Loss:	216	RECORD	PCT. RANK	GAMES	SCHEDULE	OF SCHEDULE	RPI	RPI	RPI	RPI

DIV. I ONLY	1- 18	344	0- 10	314	307	348	348	24	24
DIV. I NON-CONF.	1- 8	313	0- 2	306	342	345	345	22	22
-----									
TOTALS	RPI 1-25	RPI 26-50	W-L RECORDS	RPI 51-100	RPI 101-999	RPI 201+			
1- 18	0- 0	0- 1	OVERALL	0- 1	1- 16	1- 12			
1- 6	0- 0	0- 0	HOME	0- 0	1- 6	1- 4			
0- 12	0- 0	0- 0	AWAY	0- 0	0- 3	0- 2			
0- 0	0- 0	0- 0	NEUTRAL	0- 0	0- 0	0- 0			
1- 8	0- 0	0- 1	NON-CONFERENCE	0- 0	1- 7	1- 6			
1- 1	0- 0	0- 0	HOME	0- 0	1- 1	1- 1			
0- 7	0- 0	0- 1	AWAY	0- 0	0- 6	0- 5			
0- 0	0- 0	0- 0	NEUTRAL	0- 0	0- 0	0- 0			
0- 10	0- 0	0- 0	CONFERENCE	0- 1	0- 9	0- 6			
0- 5	0- 0	0- 0	HOME	0- 0	0- 5	0- 3			
0- 5	0- 0	0- 0	AWAY	0- 1	0- 4	0- 3			
0- 0	0- 0	0- 0	NEUTRAL	0- 0	0- 0	0- 0			

RPI 1-25	RPI 26-50	RPI 51-100	RPI 101+	Team's RPI: 348
RPI S Opponent Score	RPI S Opponent Score	RPI S Opponent Score	RPI S Opponent Score	
	46 A Western Ky. 54 92	86 A Drake 66 107	108 A Kentucky 62 100	
			116 H Missouri St. 65 95	
			141 H Southern Ill. 62 74	
			153 A UNI 41 65	
			215 H Morehead St. 75 82	
			220 A Southeast Mo. St. 65 74	
			227 A Austin Peay 73 82	
			248 H Bradley 59 117	
			256 A Indiana St. 48 56	
			256 H Indiana St. 57 66	
			265 H Illinois St. 43 67	
			288 A Valparaiso 59 101	
			295 A Loyola Chicago 63 82	
			306 A Alabama A&M 56 70	
			307 H Murray St. 89 81	
			315 A Ill.-Chicago 77 96	
			347 A Eastern Ill. 52 79	
LAST 12 Division I GAMES:				
256 H Indiana St. 57 66	153 A UNI 41 65			
295 A Loyola Chicago 63 82	256 A Indiana St. 48 56			
288 A Valparaiso 59 101	116 H Missouri St. 65 95			
248 H Bradley 59 117	141 H Southern Ill. 62 74			
265 H Illinois St. 43 67	220 A Southeast Mo. St. 65 74			
86 A Drake 66 107	315 A Ill.-Chicago 77 96			

Non-Div I Games: Oakland City 96 59 Westminster (MO) 79 53

FGCU				Average RPI Win: 180		WON-LOST RECORD		WINNING PCT. RANK		LAST 10 GAMES		STRENGTH OF SCHEDULE		OPP. STRENGTH OF SCHEDULE		TEAM RPI		ADJ. RPI		CONF. RPI		ADJ CONF. RPI	
Average RPI Loss: 99																							
DIV. I ONLY				19- 4		16		8- 1		121		142		39		39		22		22			
DIV. I NON-CONF.				11- 3		46		2- 0		40		59		18		18		21		21			
TOTALS				RPI 1-25		RPI 26-50		W-L RECORDS		RPI 51-100		RPI 101-999		RPI 201+									
19- 4				1- 1		1- 0		OVERALL		1- 2		16- 1		8- 1									
10- 0				0- 0		1- 0		HOME		1- 0		8- 0		3- 0									
7- 2				0- 0		0- 0		AWAY		0- 0		7- 0		5- 0									
2- 2				1- 1		0- 0		NEUTRAL		0- 1		1- 0		0- 0									
11- 3				1- 1		1- 0		NON-CONFERENCE		1- 2		8- 0		3- 0									
5- 0				0- 0		1- 0		HOME		1- 0		3- 0		0- 0									
4- 1				0- 0		0- 0		AWAY		0- 1		4- 0		3- 0									
2- 2				1- 1		0- 0		NEUTRAL		0- 1		1- 0		0- 0									
8- 1				0- 0		0- 0		CONFERENCE		0- 0		8- 1		5- 1									
5- 0				0- 0		0- 0		HOME		0- 0		5- 0		3- 0									
3- 1				0- 0		0- 0		AWAY		0- 0		3- 1		2- 1									
0- 0				0- 0		0- 0		NEUTRAL		0- 0		0- 0		0- 0									

RPI 1-25				RPI 26-50				Team's RPI: 39				RPI 51-100				RPI 101+			
RPI	S	Opponent	Score	RPI	S	Opponent	Score	RPI	S	Opponent	Score	RPI	S	Opponent	Score	RPI	S	Opponent	Score
5	N	Ohio St.	62 104	41	H	South Dakota St.	87 78	68	N	Belmont	65 75	108	H	Kentucky	70 64				
24	N	DePaul	89 84					72	H	Harvard	65 56	110	A	Jacksonville	65 63				
								92	A	Chattanooga	61 68	110	H	Jacksonville	63 58				
												133	H	SIUE	66 49				
												138	N	Kent St.	80 62				
												156	H	Stetson	80 40				
												198	A	Siena	63 50				
												200	H	Illinois	85 61				
												202	A	Abilene Christian	94 55				
												218	A	Akron	82 63				
												230	A	North Florida	73 75				
												230	H	North Florida	67 52				
												260	A	Lipscomb	68 54				
												292	A	FIU	88 52				
												293	A	Kennesaw St.	78 57				
												297	H	USC Upstate	93 60				
												342	H	NJIT	90 66				
LAST 12 Division I GAMES:																			
230	H	North Florida	67 52	297	H	USC Upstate	93 60												
110	A	Jacksonville	65 63	342	H	NJIT	90 66												
230	A	North Florida	73 75	156	H	Stetson	80 40												
110	H	Jacksonville	63 58	41	H	South Dakota St.	87 78												
260	A	Lipscomb	68 54	133	H	SIUE	66 49												
293	A	Kennesaw St.	78 57	72	H	Harvard	65 56												

Non-Div I Games: Southeastern (FL) 76 66 Ave Maria 99 35 Fla. Memorial 82 43

FGCU

Loss, Non-Conf, S Site, H Home A Away N Neutral

Average RPI Win:	255	WON-LOST	WINNING	LAST 10	STRENGTH OF	OPP. STRENGTH	TEAM	ADJ.	CONF.	ADJ CONF.
Average RPI Loss:	167	RECORD	PCT. RANK	GAMES	SCHEDULE	OF SCHEDULE	RPI	RPI	RPI	RPI
DIV. I ONLY	6- 16	285	4- 6	174	258	292	292	18	18	
DIV. I NON-CONF.	3- 10	285	1- 2	237	276	318	318	19	19	
-----										
TOTALS	RPI 1-25	RPI 26-50	W-L RECORDS	RPI 51-100	RPI 101-999	RPI 201+				
6- 16	0- 0	0- 4	OVERALL	0- 1	6- 11	4- 6				
6- 8	0- 0	0- 2	HOME	0- 1	6- 5	4- 2				
0- 8	0- 0	0- 2	AWAY	0- 0	0- 6	0- 4				
0- 0	0- 0	0- 0	NEUTRAL	0- 0	0- 0	0- 0				
3- 10	0- 0	0- 3	NON-CONFERENCE	0- 0	3- 7	3- 4				
3- 6	0- 0	0- 2	HOME	0- 0	3- 4	3- 2				
0- 4	0- 0	0- 1	AWAY	0- 0	0- 3	0- 2				
0- 0	0- 0	0- 0	NEUTRAL	0- 0	0- 0	0- 0				
3- 6	0- 0	0- 1	CONFERENCE	0- 1	3- 4	1- 2				
3- 2	0- 0	0- 0	HOME	0- 1	3- 1	1- 0				
0- 4	0- 0	0- 1	AWAY	0- 0	0- 3	0- 2				
0- 0	0- 0	0- 0	NEUTRAL	0- 0	0- 0	0- 0				

RPI	S	Opponent	Score	RPI	S	Opponent	Score	RPI	S	Opponent	Score	RPI	S	Opponent	Score	Team's RPI: 292
27	H	South Fla.	52 82	74	H	UAB	61 71	107	H	Rice	68 58					
39	H	FGCU	52 88					122	H	UTEP	76 77					
46	A	Western Ky.	47 101					125	A	Georgetown	56 77					
50	A	Miami (FL)	69 77					130	H	Bethune-Cookman	59 77					
								149	H	Clemson	65 67					
								176	A	Charlotte	57 80					
								192	H	Louisiana Tech	57 54					
								242	A	Howard	62 69					
								267	H	North Dakota St.	68 71					
								275	A	Morgan St.	51 62					
								287	H	Vermont	80 70					
								300	H	Charleston So.	77 70					
								306	H	Alabama A&M	51 58					
								311	A	Old Dominion	60 68					
								313	H	Air Force	70 69					
								331	A	Marshall	75 78					
								331	H	Marshall	67 54					
LAST 12 Division I GAMES:																
176	A	Charlotte	57 80	46	A	Western Ky.	47 101									
311	A	Old Dominion	60 68	331	H	Marshall	67 54									
331	A	Marshall	75 78	122	H	UTEP	76 77									
74	H	UAB	61 71	287	H	Vermont	80 70									
192	H	Louisiana Tech	57 54	149	H	Clemson	65 67									
107	H	Rice	68 58	267	H	North Dakota St.	68 71									

Non-Div I Games:

FIU

Average RPI Win:	279	WON-LOST	WINNING	LAST 10	STRENGTH OF	OPP. STRENGTH	TEAM	ADJ.	CONF.	ADJ CONF.
Average RPI Loss:	157	RECORD	PCT. RANK	GAMES	SCHEDULE	OF SCHEDULE	RPI	RPI	RPI	RPI
DIV. I ONLY	9- 13	225	5- 5	268	266	253	253	28	28	
DIV. I NON-CONF.	3- 8	268	0- 1	276	227	290	290	26	26	
-----										
TOTALS	RPI 1-25	RPI 26-50	W-L RECORDS	RPI 51-100	RPI 101-999	RPI 201+				
9- 13	0- 0	0- 1	OVERALL	0- 3	9- 9	8- 3				
6- 4	0- 0	0- 1	HOME	0- 1	6- 2	6- 2				
3- 8	0- 0	0- 0	AWAY	0- 2	3- 6	2- 1				
0- 1	0- 0	0- 0	NEUTRAL	0- 0	0- 1	0- 0				
3- 8	0- 0	0- 1	NON-CONFERENCE	0- 1	3- 6	2- 2				
2- 2	0- 0	0- 1	HOME	0- 0	2- 1	2- 1				
1- 5	0- 0	0- 0	AWAY	0- 1	1- 4	0- 1				
0- 1	0- 0	0- 0	NEUTRAL	0- 0	0- 1	0- 0				
6- 5	0- 0	0- 0	CONFERENCE	0- 2	6- 3	6- 1				
4- 2	0- 0	0- 0	HOME	0- 1	4- 1	4- 1				
2- 3	0- 0	0- 0	AWAY	0- 1	2- 2	2- 0				
0- 0	0- 0	0- 0	NEUTRAL	0- 0	0- 0	0- 0				

RPI	S	Opponent	Score	RPI	S	Opponent	Score	RPI	S	Opponent	Score	RPI	S	Opponent	Score	Team's RPI: 253
26	H	Villanova	44 73	62	A	Quinnipiac	45 77	134	A	Northeastern	43 63	137	A	William & Mary	47 57	
				62	H	Quinnipiac	39 58	164	A	Lehigh	53 56	170	A	Marist	63 71	
				94	A	Seton Hall	61 80	170	A	Marist	63 71	185	N	New Hampshire	61 71	
								197	A	Boston College	66 58	198	A	Siena	40 51	
								207	H	Richmond	67 72	229	H	Niagara	59 53	
								252	H	Manhattan	55 52	269	A	Rider	68 57	
								269	H	Rider	45 61	283	H	Mt. St. Mary's	76 65	
								294	A	Canisius	56 52	296	H	Monmouth	61 55	
								332	A	Rhode Island	47 62	344	H	Saint Peter's	62 41	
								346	H	UMass Lowell	78 67					
LAST 12 Division I GAMES:																
252	H	Manhattan	55 52	170	A	Marist	63 71									
62	H	Quinnipiac	39 58	269	H	Rider	45 61									
269	A	Rider	68 57	296	H	Monmouth	61 55									
198	A	Siena	40 51	229	H	Niagara	59 53									
62	A	Quinnipiac	45 77	294	A	Canisius	56 52									
344	H	Saint Peter's	62 41	94	A	Seton Hall	61 80									

Non-Div I Games:

Fairfield

Average RPI Win: 297	WON-LOST RECORD	WINNING PCT. RANK	LAST 10 GAMES	STRENGTH OF SCHEDULE	OPP. STRENGTH OF SCHEDULE	TEAM RPI	ADJ. RPI	CONF. RPI	ADJ CONF. RPI
Average RPI Loss: 200									
DIV. I ONLY	13- 8	109	6- 4	348	310	266	266	29	29
DIV. I NON-CONF.	7- 3	74	1- 0	347	322	261	261	29	29
-----									
TOTALS	RPI 1-25	RPI 26-50	W-L RECORDS	RPI 51-100	RPI 101-999	RPI 201+			
13- 8	0- 1	0- 0	OVERALL	0- 0	13- 7	12- 5			
7- 4	0- 0	0- 0	HOME	0- 0	7- 4	6- 2			
6- 4	0- 1	0- 0	AWAY	0- 0	6- 3	6- 3			
0- 0	0- 0	0- 0	NEUTRAL	0- 0	0- 0	0- 0			
7- 3	0- 1	0- 0	NON-CONFERENCE	0- 0	7- 2	6- 2			
5- 1	0- 0	0- 0	HOME	0- 0	5- 1	4- 1			
2- 2	0- 1	0- 0	AWAY	0- 0	2- 1	2- 1			
0- 0	0- 0	0- 0	NEUTRAL	0- 0	0- 0	0- 0			
6- 5	0- 0	0- 0	CONFERENCE	0- 0	6- 5	6- 3			
2- 3	0- 0	0- 0	HOME	0- 0	2- 3	2- 1			
4- 2	0- 0	0- 0	AWAY	0- 0	4- 2	4- 2			
0- 0	0- 0	0- 0	NEUTRAL	0- 0	0- 0	0- 0			

RPI	S	Opponent	Score	RPI	S	Opponent	Score	RPI	S	Opponent	Score	RPI	S	Opponent	Score	Team's RPI: 266
14	A	Rutgers	35 101									129	H	Saint Francis (PA)	56 80	
												148	H	Robert Morris	68 77	
												182	H	Army West Point	58 56	
												210	H	Stony Brook	51 56	
												242	A	Howard	65 68	
												271	H	Colgate	61 51	
												276	A	St. Francis Brooklyn	70 62	
												277	A	LIU Brooklyn	61 49	
												282	A	Bryant	77 69	
												282	H	Bryant	48 65	
												283	A	Mt. St. Mary's	52 55	
												286	H	Sacred Heart	69 59	
												289	A	Central Conn. St.	56 76	
												289	H	Central Conn. St.	78 49	
												296	H	Monmouth	78 61	
												319	A	Wagner	74 64	
												342	A	NJIT	74 70	
												344	H	Saint Peter's	69 59	
												346	H	UMass Lowell	60 51	
												349	A	Longwood	72 52	
LAST 12 Division I GAMES:																
289	A	Central Conn. St.	56 76	282	H	Bryant	48 65									
282	A	Bryant	77 69	283	A	Mt. St. Mary's	52 55									
277	A	LIU Brooklyn	61 49	319	A	Wagner	74 64									
276	A	St. Francis Brooklyn	70 62	129	H	Saint Francis (PA)	56 80									
286	H	Sacred Heart	69 59	148	H	Robert Morris	68 77									
289	H	Central Conn. St.	78 49	344	H	Saint Peter's	69 59									

Non-Div I Games: Rutgers-Newark 76 40

Fairleigh Dickinson

Average RPI Win:	262	WON-LOST	WINNING	LAST 10	STRENGTH OF	OPP. STRENGTH	TEAM	ADJ.	CONF.	ADJ CONF.
Average RPI Loss:	117	RECORD	PCT. RANK	GAMES	SCHEDULE	OF SCHEDULE	RPI	RPI	RPI	RPI
DIV. I ONLY	10- 9	155	6- 4	169	250	180	180	18	18	
DIV. I NON-CONF.	6- 5	153	3- 1	294	264	233	233	19	19	
-----										
TOTALS	RPI 1-25	RPI 26-50	W-L RECORDS	RPI 51-100	RPI 101-999	RPI 201+				
10- 9	0- 0	0- 1	OVERALL	0- 3	10- 5	8- 1				
7- 3	0- 0	0- 0	HOME	0- 1	7- 2	5- 1				
3- 5	0- 0	0- 1	AWAY	0- 2	3- 2	3- 0				
0- 1	0- 0	0- 0	NEUTRAL	0- 0	0- 1	0- 0				
6- 5	0- 0	0- 0	NON-CONFERENCE	0- 2	6- 3	6- 1				
4- 2	0- 0	0- 0	HOME	0- 1	4- 1	4- 1				
2- 2	0- 0	0- 0	AWAY	0- 1	2- 1	2- 0				
0- 1	0- 0	0- 0	NEUTRAL	0- 0	0- 1	0- 0				
4- 4	0- 0	0- 1	CONFERENCE	0- 1	4- 2	2- 0				
3- 1	0- 0	0- 0	HOME	0- 0	3- 1	1- 0				
1- 3	0- 0	0- 1	AWAY	0- 1	1- 1	1- 0				
0- 0	0- 0	0- 0	NEUTRAL	0- 0	0- 0	0- 0				

RPI 1-25				RPI 26-50				RPI 51-100				RPI 101+				Team's RPI: 180	
RPI	S	Opponent	Score	RPI	S	Opponent	Score	RPI	S	Opponent	Score	RPI	S	Opponent	Score		
				46	A	Western Ky.	63 82	56	A	Nebraska	69 86	107	H	Rice	53 67		
								58	H	Mercer	55 66	122	A	UTEP	70 75		
								74	A	UAB	57 90	122	H	UTEP	72 66		
												132	A	Colorado	69 76		
												181	N	Bowling Green	55 66		
												192	H	Louisiana Tech	86 72		
												230	H	North Florida	83 75		
												256	A	Indiana St.	66 58		
												259	H	UMKC	65 55		
												276	H	St. Francis Brooklyn	80 60		
												278	H	Grand Canyon	73 77		
												305	A	UTSA	99 65		
												316	A	Georgia St.	82 50		
												328	H	Delaware St.	90 67		
												331	H	Marshall	79 59		
LAST 12 Division I GAMES:																	
				46	A	Western Ky.	63 82	122	H	UTEP	72 66						
				74	A	UAB	57 90	331	H	Marshall	79 59						
				305	A	UTSA	99 65	259	H	UMKC	65 55						
				192	H	Louisiana Tech	86 72	328	H	Delaware St.	90 67						
				122	A	UTEP	70 75	56	A	Nebraska	69 86						
				107	H	Rice	53 67	316	A	Georgia St.	82 50						

Non-Div I Games:

Fla. Atlantic

Average RPI Win:	205	WON-LOST	WINNING	LAST 10	STRENGTH OF	OPP. STRENGTH	TEAM	ADJ.	CONF.	ADJ CONF.
Average RPI Loss:	75	RECORD	PCT. RANK	GAMES	SCHEDULE	OF SCHEDULE	RPI	RPI	RPI	RPI
DIV. I ONLY	10- 13	215	2- 8	89	56	173	173	2	2	
DIV. I NON-CONF.	8- 5	111	2- 0	242	129	197	197	2	2	
-----										
TOTALS	RPI 1-25	RPI 26-50	W-L RECORDS	RPI 51-100	RPI 101-999	RPI 201+				
10- 13	0- 6	1- 0	OVERALL	1- 2	8- 5	5- 1				
6- 8	0- 4	0- 0	HOME	0- 2	6- 2	3- 1				
2- 4	0- 2	1- 0	AWAY	1- 0	0- 2	0- 0				
2- 1	0- 0	0- 0	NEUTRAL	0- 0	2- 1	2- 0				
8- 5	0- 2	1- 0	NON-CONFERENCE	0- 1	7- 2	5- 1				
5- 4	0- 2	0- 0	HOME	0- 1	5- 1	3- 1				
1- 0	0- 0	1- 0	AWAY	0- 0	0- 0	0- 0				
2- 1	0- 0	0- 0	NEUTRAL	0- 0	2- 1	2- 0				
2- 8	0- 4	0- 0	CONFERENCE	1- 1	1- 3	0- 0				
1- 4	0- 2	0- 0	HOME	0- 1	1- 1	0- 0				
1- 4	0- 2	0- 0	AWAY	1- 0	0- 2	0- 0				
0- 0	0- 0	0- 0	NEUTRAL	0- 0	0- 0	0- 0				

RPI 1-25				RPI 26-50				RPI 51-100				RPI 101+				Team's RPI: 173	
RPI	S	Opponent	Score	RPI	S	Opponent	Score	RPI	S	Opponent	Score	RPI	S	Opponent	Score		
3	A	Mississippi St.	53 90	30	A	Oklahoma	80 61	87	A	Arkansas	65 51	105	A	Auburn	55 84		
5	H	Ohio St.	77 103					92	H	Chattanooga	60 65	108	H	Kentucky	53 56		
6	H	Florida St.	54 84					99	H	Alabama	54 63	110	H	Jacksonville	69 59		
17	A	Missouri	64 66									121	A	Ole Miss	75 78		
20	H	Georgia	57 66									121	H	Ole Miss	61 60		
25	H	LSU	59 66									156	N	Stetson	71 85		
												183	H	Saint Joseph's	71 51		
												207	N	Richmond	87 80		
												212	H	Arkansas St.	69 70		
												316	H	Georgia St.	82 66		
												328	H	Delaware St.	85 51		
												331	H	Marshall	74 69		
												340	N	Savannah St.	90 40		
-----																	
LAST 12 Division I GAMES:																	
17	A	Missouri	64 66	108	H	Kentucky	53 56										
20	H	Georgia	57 66	121	A	Ole Miss	75 78										
3	A	Mississippi St.	53 90	99	H	Alabama	54 63										
121	H	Ole Miss	61 60	105	A	Auburn	55 84										
87	A	Arkansas	65 51	328	H	Delaware St.	85 51										
25	H	LSU	59 66	183	H	Saint Joseph's	71 51										

Non-Div I Games:

Florida

Average RPI Win: 299	WON-LOST RECORD	WINNING PCT. RANK	LAST 10 GAMES	STRENGTH OF SCHEDULE	OPP. STRENGTH OF SCHEDULE	TEAM RPI	ADJ. RPI	CONF. RPI	ADJ CONF. RPI
Average RPI Loss: 223									
DIV. I ONLY	3- 19	326	2- 8	338	274	343	343	31	31
DIV. I NON-CONF.	1- 11	331	0- 2	328	214	342	342	31	31
-----									
TOTALS	RPI 1-25	RPI 26-50	W-L RECORDS	RPI 51-100	RPI 101-999	RPI 201+			
3- 19	0- 0	0- 0	OVERALL	0- 3	3- 16	3- 14			
2- 3	0- 0	0- 0	HOME	0- 0	2- 3	2- 3			
1- 15	0- 0	0- 0	AWAY	0- 3	1- 12	1- 10			
0- 1	0- 0	0- 0	NEUTRAL	0- 0	0- 1	0- 1			
1- 11	0- 0	0- 0	NON-CONFERENCE	0- 3	1- 8	1- 8			
0- 2	0- 0	0- 0	HOME	0- 0	0- 2	0- 2			
1- 8	0- 0	0- 0	AWAY	0- 3	1- 5	1- 5			
0- 1	0- 0	0- 0	NEUTRAL	0- 0	0- 1	0- 1			
2- 8	0- 0	0- 0	CONFERENCE	0- 0	2- 8	2- 6			
2- 1	0- 0	0- 0	HOME	0- 0	2- 1	2- 1			
0- 7	0- 0	0- 0	AWAY	0- 0	0- 7	0- 5			
0- 0	0- 0	0- 0	NEUTRAL	0- 0	0- 0	0- 0			

RPI 1-25				RPI 26-50				RPI 51-100				RPI 101+ Team's RPI: 343			
RPI	S	Opponent	Score	RPI	S	Opponent	Score	RPI	S	Opponent	Score	RPI	S	Opponent	Score
								89	A	Kansas St.	57 81	130	A	Bethune-Cookman	42 44
								95	A	Miami (OH)	33 73	178	A	Hampton	65 66
								99	A	Alabama	55 91	208	A	Xavier	52 70
												209	A	Eastern Mich.	61 83
												216	A	Norfolk St.	49 70
												221	A	Texas Tech	63 82
												230	H	North Florida	68 77
												234	A	Omaha	73 78
												242	A	Howard	65 76
												242	H	Howard	74 59
												257	N	A&M-Corpus Christi	55 58
												275	A	Morgan St.	56 61
												286	H	Sacred Heart	68 73
												301	A	Coppin St.	56 62
												303	A	UMES	70 87
												322	A	UTRGV	38 51
												326	A	Western Caro.	80 63
												328	H	Delaware St.	59 54
												340	H	Savannah St.	47 65
LAST 12 Division I GAMES:															
				303	A	UMES	70 87					130	A	Bethune-Cookman	42 44
				242	A	Howard	65 76					301	A	Coppin St.	56 62
				340	H	Savannah St.	47 65					275	A	Morgan St.	56 61
				216	A	Norfolk St.	49 70					242	H	Howard	74 59
				178	A	Hampton	65 66					99	A	Alabama	55 91
				328	H	Delaware St.	59 54					208	A	Xavier	52 70

Non-Div I Games: Lynn 74 37

Florida A&amp;M



Average RPI Win: 122		WON-LOST RECORD	WINNING PCT. RANK	LAST 10 GAMES	STRENGTH OF SCHEDULE	OPP. STRENGTH OF SCHEDULE	TEAM RPI	ADJ. RPI	CONF. RPI	ADJ. CONF. RPI
Average RPI Loss: 17										
DIV. I ONLY		19- 4	16	7- 3	12	34	6	6	1	1
DIV. I NON-CONF.		12- 1	6	2- 0	44	72	7	7	1	1
TOTALS		RPI 1-25	RPI 26-50	W-L RECORDS		RPI 51-100	RPI 101-999	RPI 201+		
19- 4	2- 3		3- 1	OVERALL		3- 0	11- 0	3- 0		
9- 1	0- 1		2- 0	HOME		2- 0	5- 0	2- 0		
10- 3	2- 2		1- 1	AWAY		1- 0	6- 0	1- 0		
0- 0	0- 0		0- 0	NEUTRAL		0- 0	0- 0	0- 0		
12- 1	1- 1		2- 0	NON-CONFERENCE		1- 0	8- 0	3- 0		
6- 0	0- 0		1- 0	HOME		0- 0	5- 0	2- 0		
6- 1	1- 1		1- 0	AWAY		1- 0	3- 0	1- 0		
0- 0	0- 0		0- 0	NEUTRAL		0- 0	0- 0	0- 0		
7- 3	1- 2		1- 1	CONFERENCE		2- 0	3- 0	0- 0		
3- 1	0- 1		1- 0	HOME		2- 0	0- 0	0- 0		
4- 2	1- 1		0- 1	AWAY		0- 0	3- 0	0- 0		
0- 0	0- 0		0- 0	NEUTRAL		0- 0	0- 0	0- 0		

RPI 1-25				Team's RPI: 6				RPI 26-50				RPI 51-100				RPI 101+							
RPI	S	Opponent	Score	RPI	S	Opponent	Score	RPI	S	Opponent	Score	RPI	S	Opponent	Score								
2	H	Notre Dame	69 100	33	H	Ari zona St.	77 66	63	H	Vi rgi ni a Tech	107 62	103	A	Wake Forest	81 79								
4	A	Loui sville	50 49	37	A	Syracuse	69 76	82	A	James Madi son	79 63	110	H	Jacksonvi lle	82 50								
10	A	Texas	72 87	38	A	Crei ghton	92 82	91	H	North Carolina	103 65	146	A	Pi ttsburgh	66 59								
19	A	NC State	56 65	50	H	Mi ami (FL)	105 67					149	A	Cl emson	69 47								
23	A	Iowa	94 93									156	H	Stetson	84 39								
LAST 12 Division I GAMES:																							
146	A	Pittsburgh	66 59	50	H	Mi ami (FL)	105 67																
19	A	NC State	56 65	37	A	Syracuse	69 76																
2	H	Notre Dame	69 100	149	A	Cl emson	69 47																
4	A	Loui sville	50 49	91	H	North Carolina	103 65																
103	A	Wake Forest	81 79	110	H	Jacksonvi lle	82 50																
63	H	Vi rgi ni a Tech	107 62	38	A	Crei ghton	92 82																

### Non-Div I Games:

Fl ori da St.

Average RPI Win:	185	WON-LOST	WINNING	LAST 10	STRENGTH OF	OPP. STRENGTH	TEAM	ADJ.	CONF.	ADJ CONF.
Average RPI Loss:	83	RECORD	PCT. RANK	GAMES	SCHEDULE	OF SCHEDULE	RPI	RPI	RPI	RPI
DIV. I ONLY	18- 6	45	8- 2	153	104	73	73	12	12	
DIV. I NON-CONF.	9- 4	82	1- 0	120	55	71	71	10	10	
-----										
TOTALS	RPI 1-25	RPI 26-50	W-L RECORDS	RPI 51-100	RPI 101-999	RPI 201+				
18- 6	0- 1	1- 1	OVERALL	4- 3	13- 1	8- 0				
12- 2	0- 1	1- 1	HOME	2- 0	9- 0	4- 0				
6- 4	0- 0	0- 0	AWAY	2- 3	4- 1	4- 0				
0- 0	0- 0	0- 0	NEUTRAL	0- 0	0- 0	0- 0				
9- 4	0- 1	1- 0	NON-CONFERENCE	2- 2	6- 1	3- 0				
7- 1	0- 1	1- 0	HOME	1- 0	5- 0	2- 0				
2- 3	0- 0	0- 0	AWAY	1- 2	1- 1	1- 0				
0- 0	0- 0	0- 0	NEUTRAL	0- 0	0- 0	0- 0				
9- 2	0- 0	0- 1	CONFERENCE	2- 1	7- 0	5- 0				
5- 1	0- 0	0- 1	HOME	1- 0	4- 0	2- 0				
4- 1	0- 0	0- 0	AWAY	1- 1	3- 0	3- 0				
0- 0	0- 0	0- 0	NEUTRAL	0- 0	0- 0	0- 0				

RPI 1-25				RPI 26-50				RPI 51-100				RPI 101+			
RPI	S	Opponent	Score	RPI	S	Opponent	Score	RPI	S	Opponent	Score	RPI	S	Opponent	Score
8	H	UCLA	30 67	31	H	Northern Colo.	48 33	59	A	St. John's (NY)	67 64	111	H	George Washington	61 50
				44	H	Dayton	62 63	69	H	UC Davis	70 62	136	H	Bucknell	71 62
								77	A	Albany (NY)	52 59	146	H	Pittsburgh	58 55
								81	A	Penn St.	60 65	152	H	Davidson	66 58
								88	A	Saint Louis	85 91	158	H	Hartford	69 44
								88	H	Saint Louis	66 63	197	A	Boston College	52 55
								96	A	George Mason	67 62	207	A	Richmond	43 38
												238	H	St. Bonaventure	72 48
												252	A	Manhattan	54 48
												290	A	Massachusetts	62 51
												299	A	VCU	64 54
												327	H	UMBC	55 46
												332	H	Rhode Island	76 64
												338	H	Iona	78 48
-----															
LAST 12 Division I GAMES:															
332	H	Rhode Island	76 64	299	A	VCU	64 54	152	H	Davidson	66 58				
88	A	Saint Louis	85 91	88	H	Saint Louis	66 63	290	A	Massachusetts	62 51				
96	A	George Mason	67 62	111	H	George Washington	61 50	69	H	UC Davis	70 62				
238	H	St. Bonaventure	72 48												
207	A	Richmond	43 38												
44	H	Dayton	62 63												

Non-Div I Games:

Fordham

Average RPI Win:	292	WON-LOST	WINNING	LAST 10	STRENGTH OF	OPP. STRENGTH	TEAM	ADJ.	CONF.	ADJ CONF.
Average RPI Loss:	171	RECORD	PCT. RANK	GAMES	SCHEDULE	OF SCHEDULE	RPI	RPI	RPI	RPI
DIV. I ONLY	3- 17	320	1- 9	181	269	318	318	14	14	
DIV. I NON-CONF.	2- 8	290	0- 1	290	310	336	336	17	17	
-----										
TOTALS	RPI 1-25	RPI 26-50	W-L RECORDS	RPI 51-100	RPI 101-999	RPI 201+				
3- 17	0- 0	0- 2	OVERALL	0- 2	3- 13	3- 7				
3- 5	0- 0	0- 0	HOME	0- 0	3- 5	3- 2				
0- 12	0- 0	0- 2	AWAY	0- 2	0- 8	0- 5				
0- 0	0- 0	0- 0	NEUTRAL	0- 0	0- 0	0- 0				
2- 8	0- 0	0- 1	NON-CONFERENCE	0- 1	2- 6	2- 4				
2- 2	0- 0	0- 0	HOME	0- 0	2- 2	2- 1				
0- 6	0- 0	0- 1	AWAY	0- 1	0- 4	0- 3				
0- 0	0- 0	0- 0	NEUTRAL	0- 0	0- 0	0- 0				
1- 9	0- 0	0- 1	CONFERENCE	0- 1	1- 7	1- 3				
1- 3	0- 0	0- 0	HOME	0- 0	1- 3	1- 1				
0- 6	0- 0	0- 1	AWAY	0- 1	0- 4	0- 2				
0- 0	0- 0	0- 0	NEUTRAL	0- 0	0- 0	0- 0				

RPI	S	Opponent	Score	RPI	S	Opponent	Score	RPI	S	Opponent	Score	RPI	S	Opponent	Score	Team's RPI: 318
34	A	Michigan	45 77	68	A	Belmont	42 74	106	A	Western Ill.	44 91	106	H	Western Ill.	64 100	
41	A	South Dakota St.	49 105	71	A	South Dakota	43 85	115	H	Milwaukee	48 60	196	A	Denver	65 86	
								196	H	Denver	55 73	200	A	Illinois	50 64	
								205	A	Oral Roberts	45 66	205	H	Oral Roberts	48 73	
								208	A	Xavier	50 62	234	H	Omaha	76 65	
								267	A	North Dakota St.	56 72	280	A	Coastal Caro.	58 67	
								288	A	Valparaiso	50 68	295	H	Loyola Chicago	79 70	
								315	H	Ill.-Chicago	51 67	347	H	Eastern Ill.	93 77	
-----																
LAST 12 Division I GAMES:																
196	A	Denver	65 86	234	H	Omaha	76 65	196	H	Denver	55 73	205	H	Oral Roberts	48 73	
205	A	Oral Roberts	45 66	205	H	Oral Roberts	48 73	106	H	Western Ill.	64 100	288	A	Valparaiso	50 68	
41	A	South Dakota St.	49 105	34	A	Michigan	45 77									
267	A	North Dakota St.	56 72													
106	A	Western Ill.	44 91													
71	A	South Dakota	43 85													

Non-Div I Games: Quincy 73 72 Maryville (MO) 70 76 Findlay 55 75

Fort Wayne

Average RPI Win: 197

Average RPI Loss: 172

WON-LOST  
RECORDWINNING  
PCT. RANKLAST 10  
GAMESSTRENGTH OF  
SCHEDULEOPP. STRENGTH  
OF SCHEDULETEAM  
RPIADJ.  
RPICONF.  
RPIADJ CONF.  
RPI

DIV. I ONLY	13- 10	135	7- 3	187	170	147	147	16	16
DIV. I NON-CONF.	5- 6	187	0- 0	110	257	176	176	14	14
TOTALS	RPI 1-25	RPI 26-50	W-L RECORDS	RPI 51-100	RPI 101-999	RPI 201+			
13- 10	0- 0	0- 1	OVERALL	2- 1	11- 8	5- 2			
10- 2	0- 0	0- 1	HOME	1- 0	9- 1	4- 1			
3- 8	0- 0	0- 0	AWAY	1- 1	2- 7	1- 1			
0- 0	0- 0	0- 0	NEUTRAL	0- 0	0- 0	0- 0			
5- 6	0- 0	0- 1	NON-CONFERENCE	0- 0	5- 5	1- 1			
4- 2	0- 0	0- 1	HOME	0- 0	4- 1	1- 1			
1- 4	0- 0	0- 0	AWAY	0- 0	1- 4	0- 0			
0- 0	0- 0	0- 0	NEUTRAL	0- 0	0- 0	0- 0			
8- 4	0- 0	0- 0	CONFERENCE	2- 1	6- 3	4- 1			
6- 0	0- 0	0- 0	HOME	1- 0	5- 0	3- 0			
2- 4	0- 0	0- 0	AWAY	1- 1	1- 3	1- 1			
0- 0	0- 0	0- 0	NEUTRAL	0- 0	0- 0	0- 0			

RPI S Opponent	Score	RPI S Opponent	Score	RPI S Opponent	Score	RPI S Opponent	Score	Team's RPI: 147
		33 H Arizona St.	49 81	77 H Wyoming	60 47	112 H Colorado St.	56 45	
				80 A New Mexico	75 88	140 H Weber St.	81 78	
				100 A UNLV	74 72	143 A Texas St.	59 76	
						151 H Paci fic	81 70	
						166 A San Franci sco	62 70	
						184 A CSUN	72 85	
						190 A Nevada	73 90	
						190 H Nevada	68 55	
						193 A Boise St.	66 75	
						195 H Eastern Wash.	81 56	
						199 A UT Arling ton	54 67	
						201 A UC Santa Barbara	64 57	
						226 H Montana	61 58	
						243 H UC Ri versi de	56 68	
						250 H San Diego St.	64 53	
						291 A Utah St.	52 60	
						291 H Utah St.	57 56	
						313 A Air Force	64 58	
						313 H Air Force	64 48	
LAST 12 Division I GAMES:								
		77 H Wyoming	60 47	80 A New Mexico	75 88			
		190 H Nevada	68 55	193 A Boise St.	66 75			
		313 H Air Force	64 48	112 H Colorado St.	56 45			
		291 A Utah St.	52 60	291 H Utah St.	57 56			
		100 A UNLV	74 72	313 A Air Force	64 58			
		250 H San Diego St.	64 53	190 A Nevada	73 90			

Non-Div I Games:

Fresno St.

■ Loss, 
 ■ Non-Conf, 
 S Site, 
 ■ Home 
 ■ Away 
 N Neutral

Average RPI Win: 217  
Average RPI Loss: 157

WON-LOST  
RECORD

WINNING  
PCT. RANK

LAST 10  
GAMES

STRENGTH OF  
SCHEDULE

OPP. STRENGTH  
OF SCHEDULE

TEAM  
RPI

ADJ.  
RPI

CONF.  
RPI

ADJ CONF.  
RPI

DIV. I ONLY	10- 11	193	3- 6	208	155	188	188	17	17
DIV. I NON-CONF.	7- 5	132	1- 1	279	171	152	152	16	16
<hr/>									
TOTALS	RPI 1-25	RPI 26-50	W-L RECORDS	RPI 51-100	RPI 101-999	RPI 201+			
10- 11	0- 1	0- 0	OVERALL	2- 3	8- 7	6- 5			
6- 2	0- 0	0- 0	HOME	1- 1	5- 1	3- 0			
3- 8	0- 0	0- 0	AWAY	0- 0	3- 3	3- 2			
1- 1	0- 0	0- 0	NEUTRAL	1- 0	0- 1	0- 1			
7- 5	0- 1	0- 0	NON-CONFERENCE	1- 1	6- 3	5- 3			
4- 0	0- 0	0- 0	HOME	0- 0	4- 0	3- 0			
2- 4	0- 1	0- 0	AWAY	0- 1	2- 2	2- 2			
1- 1	0- 0	0- 0	NEUTRAL	1- 0	0- 1	0- 1			
3- 6	0- 0	0- 0	CONFERENCE	1- 2	2- 4	1- 2			
2- 2	0- 0	0- 0	HOME	1- 1	1- 1	0- 0			
1- 4	0- 0	0- 0	AWAY	0- 1	1- 3	1- 2			
0- 0	0- 0	0- 0	NEUTRAL	0- 0	0- 0	0- 0			

RPI 1-25				RPI 26-50				RPI 51-100				RPI 101+ Team's RPI: 188			
RPI	S	Opponent	Score	RPI	S	Opponent	Score	RPI	S	Opponent	Score	RPI	S	Opponent	Score
20	A	Georgia	44 79					58	A	Mercer	53 65	144	H	ETSU	57 69
								58	H	Mercer	64 86	152	H	Davi dson	65 62
								75	N	Ohio	70 68	167	A	Samford	58 62
								91	A	North Carolina	56 84	167	H	Samford	45 41
								92	H	Chattanooga	58 57	208	N	Xavi er	62 75
												217	A	Gardner-Webb	57 71
												232	A	UNCG	74 76
												246	A	UNC Asheville	71 63
												255	A	Presbyteri an	75 76
												261	H	Col. of Charleston	72 58
												264	H	UNCW	76 71
												273	A	Wofford	48 79
												293	H	Kennesaw St.	78 59
												297	A	USC Upstate	80 59
												326	A	Western Caro.	68 59
<hr/>															
LAST 12 Division I GAMES:															
167	A	Samford	58 62	326	A	Western Caro.	68 59	58	A	Mercer	64 86	167	H	Samford	45 41
58	A	Mercer	53 65	58	H	Mercer	64 86	255	A	Presbyteri an	75 76	246	A	UNC Asheville	71 63
273	A	Wofford	48 79	167	H	Samford	45 41	208	N	Xavi er	62 75				
92	H	Chattanooga	58 57												
144	H	ETSU	57 69												
232	A	UNCG	74 76												

Furman

Furman

Non-Div I Games: Bob Jones 93 46 Pfeiffer 102 51 Converse 80 41

Furman

Loss, Non-Conf, S Site, H Home A Away N Neutral

Average RPI Win:	260	WON-LOST	WINNING	LAST 10	STRENGTH OF	OPP. STRENGTH	TEAM	ADJ.	CONF.	ADJ CONF.
Average RPI Loss:	184	RECORD	PCT. RANK	GAMES	SCHEDULE	OF SCHEDULE	RPI	RPI	RPI	RPI
DIV. I ONLY	2- 18	333	1- 9	162	328	320	320	23	23	
DIV. I NON-CONF.	1- 8	313	0- 1	148	337	295	295	23	23	
-----										
TOTALS	RPI 1-25	RPI 26-50	W-L RECORDS	RPI 51-100	RPI 101-999	RPI 201+				
2- 18	0- 0	0- 1	OVERALL	0- 3	2- 14	1- 9				
1- 8	0- 0	0- 0	HOME	0- 2	1- 6	0- 4				
1- 10	0- 0	0- 1	AWAY	0- 1	1- 8	1- 5				
0- 0	0- 0	0- 0	NEUTRAL	0- 0	0- 0	0- 0				
1- 8	0- 0	0- 1	NON-CONFERENCE	0- 3	1- 4	1- 4				
0- 5	0- 0	0- 0	HOME	0- 2	0- 3	0- 3				
1- 3	0- 0	0- 1	AWAY	0- 1	1- 1	1- 1				
0- 0	0- 0	0- 0	NEUTRAL	0- 0	0- 0	0- 0				
1- 10	0- 0	0- 0	CONFERENCE	0- 0	1- 10	0- 5				
1- 3	0- 0	0- 0	HOME	0- 0	1- 3	0- 1				
0- 7	0- 0	0- 0	AWAY	0- 0	0- 7	0- 4				
0- 0	0- 0	0- 0	NEUTRAL	0- 0	0- 0	0- 0				

RPI 1-25				RPI 26-50				RPI 51-100				RPI 101+				Team's RPI: 320
RPI	S	Opponent	Score	RPI	S	Opponent	Score	RPI	S	Opponent	Score	RPI	S	Opponent	Score	
				47	A	UCF	38 62	58	A	Mercer	45 72	102	A	South Ala.	52 79	
								64	H	IUPUI	52 72	126	A	Little Rock	52 92	
								99	H	Alabama	36 84	126	H	Little Rock	34 64	
												143	H	Texas St.	56 81	
												194	A	Troy	47 88	
												199	H	UT Arlington	73 68	
												210	H	Stony Brook	49 68	
												212	A	Arkansas St.	48 69	
												212	H	Arkansas St.	62 71	
												224	A	N.C. A&T	49 60	
												268	A	Appalachian St.	56 87	
												280	A	Coastal Caro.	51 54	
												293	H	Kennesaw St.	58 60	
												316	A	Georgia St.	56 71	
												321	A	South Carolina St.	61 58	
												340	H	Savannah St.	67 71	
-----																
LAST 12 Division I GAMES:																
212	A	Arkansas St.	48 69	280	A	Coastal Caro.	51 54									
126	A	Little Rock	52 92	126	H	Little Rock	34 64									
199	H	UT Arlington	73 68	212	H	Arkansas St.	62 71									
143	H	Texas St.	56 81	102	A	South Ala.	52 79									
316	A	Georgia St.	56 71	194	A	Troy	47 88									
268	A	Appalachian St.	56 87	210	H	Stony Brook	49 68									

Non-Div I Games: Coastal Ga. 68 63 Thomas (GA) 79 51

Ga. Southern

Average RPI Win:	262	WON-LOST	WINNING	LAST 10	STRENGTH OF	OPP. STRENGTH	TEAM	ADJ.	CONF.	ADJ CONF.
Average RPI Loss:	158	RECORD	PCT. RANK	GAMES	SCHEDULE	OF SCHEDULE	RPI	RPI	RPI	RPI
DIV. I ONLY	11- 9	143	4- 6	284	299	217	217	27	27	
DIV. I NON-CONF.	7- 2	50	0- 0	291	241	123	123	28	28	
<hr/>										
TOTALS	RPI 1-25	RPI 26-50	W-L RECORDS	RPI 51-100	RPI 101-999	RPI 201+				
11- 9	0- 0	0- 1	OVERALL	0- 0	11- 8	8- 3				
6- 4	0- 0	0- 1	HOME	0- 0	6- 3	4- 2				
5- 5	0- 0	0- 0	AWAY	0- 0	5- 3	4- 1				
0- 0	0- 0	0- 0	NEUTRAL	0- 0	0- 0	0- 0				
7- 2	0- 0	0- 1	NON-CONFERENCE	0- 0	7- 1	5- 0				
4- 1	0- 0	0- 1	HOME	0- 0	4- 0	3- 0				
3- 1	0- 0	0- 0	AWAY	0- 0	3- 1	2- 0				
0- 0	0- 0	0- 0	NEUTRAL	0- 0	0- 0	0- 0				
4- 7	0- 0	0- 0	CONFERENCE	0- 0	4- 7	3- 3				
2- 3	0- 0	0- 0	HOME	0- 0	2- 3	1- 2				
2- 4	0- 0	0- 0	AWAY	0- 0	2- 4	2- 1				
0- 0	0- 0	0- 0	NEUTRAL	0- 0	0- 0	0- 0				

RPI 1-25				RPI 26-50				RPI 51-100				RPI 101+ Team's RPI: 217			
RPI	S	Opponent	Score	RPI	S	Opponent	Score	RPI	S	Opponent	Score	RPI	S	Opponent	Score
				47	H	UCF	30 65					101	A	Liberty	41 59
												101	H	Liberty	60 85
												108	A	Kentucky	34 72
												152	A	Davi dson	70 65
												159	A	Hi gh Point	80 83
												162	A	Radford	46 66
												162	H	Radford	69 53
												188	H	Furman	71 57
												215	A	Morehead St.	68 60
												246	H	UNC Asheville	60 61
												247	H	Campbell	44 73
												255	A	Presbyteri an	69 72
												273	H	Wofford	73 55
												283	A	Mt. St. Mary's	75 67
												297	H	USC Upstate	60 39
												300	H	Charleston So.	68 52
												326	H	Western Caro.	70 67
												339	A	Winthrop	66 59
												349	A	Longwood	61 54
<hr/>															
LAST 12 Division I GAMES:															
				101	A	Liberty	41 59	255	A	Presbyteri an	69 72				
				162	A	Radford	46 66	101	H	Liberty	60 85				
				246	H	UNC Asheville	60 61	349	A	Longwood	61 54				
				339	A	Winthrop	66 59	162	H	Radford	69 53				
				247	H	Campbell	44 73	159	A	Hi gh Point	80 83				
				300	H	Charleston So.	68 52	326	H	Western Caro.	70 67				

Non-Div I Games: Montreat 83 26 Converse 82 59 Pfeiffer 72 53

Gardner-Webb

Loss, Non-Conf, S Site, H Home A Away N Neutral

Average RPI Win:	232	WON-LOST	WINNING	LAST 10	STRENGTH OF	OPP. STRENGTH	TEAM	ADJ.	CONF.	ADJ CONF.
Average RPI Loss:	74	RECORD	PCT. RANK	GAMES	SCHEDULE	OF SCHEDULE	RPI	RPI	RPI	RPI
DIV. I ONLY	18- 6	45	7- 3	254	164	96	96	12	12	
DIV. I NON-CONF.	11- 3	46	1- 1	270	271	97	97	10	10	
-----										
TOTALS	RPI 1-25	RPI 26-50	W-L RECORDS	RPI 51-100	RPI 101-999	RPI 201+				
18- 6	0- 0	0- 3	OVERALL	3- 1	15- 2	13- 0				
12- 1	0- 0	0- 0	HOME	2- 1	10- 0	9- 0				
5- 5	0- 0	0- 0	AWAY	0- 0	5- 2	4- 0				
1- 0	0- 0	0- 0	NEUTRAL	1- 0	0- 0	0- 0				
11- 3	0- 0	0- 2	NON-CONFERENCE	2- 0	9- 1	9- 0				
9- 0	0- 0	0- 0	HOME	1- 0	8- 0	8- 0				
1- 3	0- 0	0- 2	AWAY	0- 0	1- 1	1- 0				
1- 0	0- 0	0- 0	NEUTRAL	1- 0	0- 0	0- 0				
7- 3	0- 0	0- 1	CONFERENCE	1- 1	6- 1	4- 0				
3- 1	0- 0	0- 0	HOME	1- 1	2- 0	1- 0				
4- 2	0- 0	0- 1	AWAY	0- 0	4- 1	3- 0				
0- 0	0- 0	0- 0	NEUTRAL	0- 0	0- 0	0- 0				

RPI 1-25				RPI 26-50				RPI 51-100				Team's RPI : 96				RPI 101+			
RPI	S	Opponent	Score	RPI	S	Opponent	Score	RPI	S	Opponent	Score	RPI	S	Opponent	Score	RPI	S	Opponent	Score
34	A	Michigan	61 75	66	H	American	71 53	111	A	George Washington	52 62								
43	A	Houston	73 82	73	H	Fordham	62 67	132	A	Colorado	61 76								
49	A	Duquesne	64 71	86	N	Drake	87 75	152	H	Davidson	74 61								
				88	H	Saint Louis	81 72	183	A	Saint Joseph's	65 57								
								207	H	Richmond	77 56								
								220	H	Southeast Mo. St.	57 38								
								228	A	Loyola Maryland	80 72								
								233	A	La Salle	69 56								
								238	A	St. Bonaventure	76 63								
								265	H	Illinois St.	56 37								
								277	H	LIU Brooklyn	73 70								
								303	H	UMES	82 68								
								311	H	Old Dominion	66 53								
								312	H	Eastern Ky.	64 41								
								327	H	UMBC	58 38								
								332	A	Rhode Island	92 53								
								349	H	Longwood	60 41								
LAST 12 Division I GAMES:																			
183	A	Saint Joseph's	65 57	332	A	Rhode Island	92 53												
238	A	St. Bonaventure	76 63	111	A	George Washington	52 62												
73	H	Fordham	62 67	233	A	La Salle	69 56												
88	H	Saint Louis	81 72	152	H	Davidson	74 61												
49	A	Duquesne	64 71	349	H	Longwood	60 41												
207	H	Richmond	77 56	43	A	Houston	73 82												

Non-Div I Games:

George Mason



Average RPI	Win:	208	WON-LOST	WINNING	LAST 10	STRENGTH OF	OPP. STRENGTH	TEAM	ADJ.	CONF.	ADJ CONF.
Average RPI	Loss:	55	RECORD	PCT. RANK	GAMES	SCHEDULE	OF SCHEDULE	RPI	RPI	RPI	RPI
DIV. I ONLY	11- 11	170	6- 4	56	103	111	111	12	12		
DIV. I NON-CONF.	5- 7	212	2- 0	23	56	112	112	10	10		
-----											
TOTALS	RPI 1-25	RPI 26-50	W-L RECORDS	RPI 51-100	RPI 101-999	RPI 201+					
11- 11	0- 1	0- 6	OVERALL	2- 3	9- 1	6- 0					
6- 6	0- 0	0- 4	HOME	2- 1	4- 1	2- 0					
5- 5	0- 0	0- 0	AWAY	0- 0	5- 0	4- 0					
0- 0	0- 0	0- 0	NEUTRAL	0- 0	0- 0	0- 0					
5- 7	0- 1	0- 4	NON-CONFERENCE	1- 1	4- 1	2- 0					
3- 4	0- 0	0- 3	HOME	1- 0	2- 1	0- 0					
2- 3	0- 1	0- 1	AWAY	0- 1	2- 0	2- 0					
0- 0	0- 0	0- 0	NEUTRAL	0- 0	0- 0	0- 0					
6- 4	0- 0	0- 2	CONFERENCE	1- 2	5- 0	4- 0					
3- 2	0- 0	0- 1	HOME	1- 1	2- 0	2- 0					
3- 2	0- 0	0- 1	AWAY	0- 1	3- 0	2- 0					
0- 0	0- 0	0- 0	NEUTRAL	0- 0	0- 0	0- 0					

RPI 1-25				RPI 26-50				RPI 51-100				RPI 101+				Team's RPI: 111
RPI	S	Opponent	Score	RPI	S	Opponent	Score	RPI	S	Opponent	Score	RPI	S	Opponent	Score	
18	A	Maryland	54 80	27	H	South Fla.	78 83	58	A	Mercer	44 61	123	H	Vanderbilt	59 69	
				37	H	Syracuse	62 74	66	H	American	61 44	125	H	Georgetown	65 54	
				41	H	South Dakota St.	88 97	73	A	Fordham	50 61	152	A	Davidson	53 48	
				44	A	Dayton	55 66	88	H	Saint Louis	69 72	186	H	Wisconsin	61 46	
				45	A	Princeton	52 72	96	H	George Mason	62 52	233	H	La Salle	60 45	
				49	H	Duquesne	53 54					238	A	St. Bonaventure	63 56	
												263	A	Towson	66 43	
												296	A	Monmouth	59 45	
												299	A	VCU	61 39	
												332	H	Rhode Island	65 52	
-----																
LAST 12 Division I GAMES:																
				238	A	St. Bonaventure	63 56	49	H	Duquesne	53 54					
				233	H	La Salle	60 45	96	H	George Mason	62 52					
				88	H	Saint Louis	69 72	299	A	VCU	61 39					
				332	H	Rhode Island	65 52	73	A	Fordham	50 61					
				44	A	Dayton	55 66	296	A	Monmouth	59 45					
				152	A	Davidson	53 48	66	H	American	61 44					

Non-Div I Games:

George Washington

Average RPI Win:	198	WON-LOST	WINNING	LAST 10	STRENGTH OF	OPP. STRENGTH	TEAM	ADJ.	CONF.	ADJ CONF.
Average RPI Loss:	62	RECORD	PCT. RANK	GAMES	SCHEDULE	OF SCHEDULE	RPI	RPI	RPI	RPI
DIV. I ONLY	10- 12	205	4- 6	111	41	125	125	6	6	
DIV. I NON-CONF.	5- 5	170	0- 0	227	67	167	167	6	6	
-----										
TOTALS	RPI 1-25	RPI 26-50	W-L RECORDS	RPI 51-100	RPI 101-999	RPI 201+				
10- 12	0- 2	1- 3	OVERALL	1- 5	8- 2	6- 0				
4- 4	0- 1	1- 1	HOME	0- 2	3- 0	3- 0				
5- 6	0- 1	0- 2	AWAY	1- 2	4- 1	3- 0				
1- 2	0- 0	0- 0	NEUTRAL	0- 1	1- 1	0- 0				
5- 5	0- 1	0- 0	NON-CONFERENCE	0- 2	5- 2	4- 0				
2- 1	0- 0	0- 0	HOME	0- 1	2- 0	2- 0				
2- 2	0- 1	0- 0	AWAY	0- 0	2- 1	2- 0				
1- 2	0- 0	0- 0	NEUTRAL	0- 1	1- 1	0- 0				
5- 7	0- 1	1- 3	CONFERENCE	1- 3	3- 0	2- 0				
2- 3	0- 1	1- 1	HOME	0- 1	1- 0	1- 0				
3- 4	0- 0	0- 2	AWAY	1- 2	2- 0	1- 0				
0- 0	0- 0	0- 0	NEUTRAL	0- 0	0- 0	0- 0				

RPI 1-25				RPI 26-50				RPI 51-100				RPI 101+ Team's RPI: 125			
RPI	S	Opponent	Score	RPI	S	Opponent	Score	RPI	S	Opponent	Score	RPI	S	Opponent	Score
19	A	NC State	49 63	26	A	Villanova	67 68	52	H	Minnesota	63 73	105	N	Auburn	40 60
24	H	DePaul	62 78	26	H	Villanova	58 60	59	A	St. John's (NY)	41 64	111	A	George Washington	54 65
				32	H	Marquette	85 58	92	N	Chattanooga	41 54	187	A	Providence	75 43
				38	A	Creighton	58 69	94	A	Seton Hall	65 70	191	N	Northwestern	55 54
								97	A	Butler	63 52	208	A	Xavier	65 48
								97	H	Butler	57 66	208	H	Xavier	65 60
												228	A	Loyola Maryland	72 54
												242	H	Howard	93 41
												292	H	FIU	77 56
												299	A	VCU	71 59
LAST 12 Division I GAMES:															
26	A	Villanova	67 68	59	A	St. John's (NY)	41 64								
208	A	Xavier	65 48	26	H	Villanova	58 60								
97	A	Butler	63 52	97	H	Butler	57 66								
24	H	DePaul	62 78	208	H	Xavier	65 60								
32	H	Marquette	85 58	38	A	Creighton	58 69								
94	A	Seton Hall	65 70	187	A	Providence	75 43								

Non-Div I Games:

Georgetown

Average RPI Win:	146	WON-LOST	WINNING	LAST 10	STRENGTH OF	OPP. STRENGTH	TEAM	ADJ.	CONF.	ADJ CONF.
Average RPI Loss:	13	RECORD	PCT. RANK	GAMES	SCHEDULE	OF SCHEDULE	RPI	RPI	RPI	RPI
DIV. I ONLY	20- 3	9	8- 2	65	39	20	20	2	2	
DIV. I NON-CONF.	12- 1	6	2- 0	132	109	32	32	2	2	
-----										
TOTALS	RPI 1-25	RPI 26-50	W-L RECORDS	RPI 51-100	RPI 101-999	RPI 201+				
20- 3	2- 3	1- 0	OVERALL	4- 0	13- 0	6- 0				
12- 2	1- 2	0- 0	HOME	3- 0	8- 0	5- 0				
8- 1	1- 1	1- 0	AWAY	1- 0	5- 0	1- 0				
0- 0	0- 0	0- 0	NEUTRAL	0- 0	0- 0	0- 0				
12- 1	0- 1	1- 0	NON-CONFERENCE	3- 0	8- 0	6- 0				
8- 1	0- 1	0- 0	HOME	2- 0	6- 0	5- 0				
4- 0	0- 0	1- 0	AWAY	1- 0	2- 0	1- 0				
0- 0	0- 0	0- 0	NEUTRAL	0- 0	0- 0	0- 0				
8- 2	2- 2	0- 0	CONFERENCE	1- 0	5- 0	0- 0				
4- 1	1- 1	0- 0	HOME	1- 0	2- 0	0- 0				
4- 1	1- 1	0- 0	AWAY	0- 0	3- 0	0- 0				
0- 0	0- 0	0- 0	NEUTRAL	0- 0	0- 0	0- 0				

RPI 1-25				Team's RPI: 20		RPI 26-50				RPI 51-100				RPI 101+			
RPI	S	Opponent	Score	RPI	S	Opponent	Score	RPI	S	Opponent	Score	RPI	S	Opponent	Score		
3	H	Mississippi St.	62 86	28	A	Virginia	64 61	58	A	Mercer	72 54	105	H	Auburn	60 48		
10	H	Texas	53 81					65	H	Georgia Tech	60 53	108	A	Kentucky	56 42		
15	A	Texas A&M	92 84					87	H	Arkansas	78 65	119	A	BYU	79 63		
17	H	Missouri	62 50					93	H	Wright St.	87 71	121	H	Ole Miss	69 45		
25	A	LSU	60 71									123	A	Vanderbilt	81 52		

Average RPI Win: 264	WON-LOST RECORD	WINNING PCT. RANK	LAST 10 GAMES	STRENGTH OF SCHEDULE	OPP. STRENGTH OF SCHEDULE	TEAM RPI	ADJ. RPI	CONF. RPI	ADJ CONF. RPI
Average RPI Loss: 170									
DIV. I ONLY	3- 17	320	1- 9	177	219	316	316	23	23
DIV. I NON-CONF.	2- 7	286	0- 1	165	103	277	277	23	23
-----									
TOTALS	RPI 1-25	RPI 26-50	W-L RECORDS	RPI 51-100	RPI 101-999	RPI 201+			
3- 17	0- 1	0- 1	OVERALL	0- 1	3- 14	2- 6			
3- 6	0- 0	0- 1	HOME	0- 0	3- 5	2- 1			
0- 11	0- 0	0- 0	AWAY	0- 0	0- 0	0- 0			
0- 0	0- 0	0- 0	NEUTRAL	0- 0	0- 0	0- 0			
2- 7	0- 1	0- 1	NON-CONFERENCE	0- 1	2- 4	1- 2			
2- 2	0- 0	0- 1	HOME	0- 0	2- 1	1- 0			
0- 5	0- 1	0- 0	AWAY	0- 1	0- 3	0- 2			
0- 0	0- 0	0- 0	NEUTRAL	0- 0	0- 0	0- 0			
1- 10	0- 0	0- 0	CONFERENCE	0- 0	1- 10	1- 4			
1- 4	0- 0	0- 0	HOME	0- 0	1- 4	1- 1			
0- 6	0- 0	0- 0	AWAY	0- 0	0- 6	0- 3			
0- 0	0- 0	0- 0	NEUTRAL	0- 0	0- 0	0- 0			

RPI 1-25				RPI 26-50				RPI 51-100				RPI 101+ Team's RPI: 316			
RPI	S	Opponent	Score	RPI	S	Opponent	Score	RPI	S	Opponent	Score	RPI	S	Opponent	Score
3	A	Mississippi St.	50 106	46	H	Western Ky.	63 74	65	A	Georgia Tech	51 75	102	A	South Ala.	52 88
												126	A	Little Rock	47 54
												126	H	Little Rock	50 65
												143	H	Texas St.	63 83
												173	A	Florida	66 82
												174	H	Jacksonville St.	55 41
												180	H	Fla. Atlantic	50 82
												194	A	Troy	86 90
												199	H	UT Arlington	76 81
												212	A	Arkansas St.	63 76
												212	H	Arkansas St.	58 75
												264	A	UNCW	62 74
												268	A	Appalachian St.	62 77
												280	A	Coastal Caro.	49 64
												293	A	Kennesaw St.	61 71
												299	H	VCU	61 56
												320	H	Ga. Southern	71 56
LAST 12 Division I GAMES:															
126	A	Little Rock	47 54	268	A	Appalachian St.	62 77								
212	A	Arkansas St.	63 76	212	H	Arkansas St.	58 75								
143	H	Texas St.	63 83	126	H	Little Rock	50 65								
199	H	UT Arlington	76 81	194	A	Troy	86 90								
320	H	Ga. Southern	71 56	102	A	South Ala.	52 88								
280	A	Coastal Caro.	49 64	264	A	UNCW	62 74								

Non-Div I Games: Allen 101 56 North Greenville 91 89

Georgia St.

Average RPI Loss: 34

DIV. I ONLY	14- 10	124	3- 7	21	71	65	65	1	1
DIV. I NON-CONF.	11- 2	22	1- 0	73	259	27	27	1	1
TOTALS	RPI 1-25	RPI 26-50	W-L RECORDS	RPI 51-100	RPI 101-999	RPI 201+			
14- 10	0- 6	2- 2	OVERALL	1- 1	11- 1	5- 0			
10- 3	0- 2	1- 1	HOME	0- 0	9- 0	4- 0			
3- 6	0- 3	1- 1	AWAY	0- 1	2- 1	1- 0			
1- 1	0- 1	0- 0	NEUTRAL	1- 0	0- 0	0- 0			
11- 2	0- 2	2- 0	NON-CONFERENCE	1- 0	8- 0	5- 0			
8- 0	0- 0	1- 0	HOME	0- 0	7- 0	4- 0			
2- 1	0- 1	1- 0	AWAY	0- 0	1- 0	1- 0			
1- 1	0- 1	0- 0	NEUTRAL	1- 0	0- 0	0- 0			
3- 8	0- 4	0- 2	CONFERENCE	0- 1	3- 1	0- 0			
2- 3	0- 2	0- 1	HOME	0- 0	2- 0	0- 0			
1- 5	0- 2	0- 1	AWAY	0- 1	1- 1	0- 0			
0- 0	0- 0	0- 0	NEUTRAL	0- 0	0- 0	0- 0			

RPI 1-25					
RPI	S	Opponent	Score		
2	H	Notre Dame	54	77	
4	H	Louisville	71	74	
9	N	Baylor	57	80	
16	A	Duke	59	77	
19	A	NC State	43	56	
20	A	Georgia	53	60	

RPI 26-50					
RPI	S	Opponent	Score		
28	H	Virginia	56	62	
35	H	Purdue	68	55	
37	A	Syracuse	77	88	
45	A	Princeton	67	56	

RPI 51-100					
RPI	S	Opponent	Score		
63	A	Virginia Tech	62	68	
90	N	Penn	69	55	

Team's RPI: 65					
RPI	S	Opponent	Score		
103	H	Wake Forest	79	67	
131	H	Middle Tenn.	48	45	
146	A	Pittsburgh	62	68	
149	A	Clemson	60	48	
149	H	Clemson	66	33	
165	H	Southern Miss.	63	44	
199	H	UT Arlington	80	52	
268	A	Appalachian St.	75	41	
293	H	Kennesaw St.	86	48	
300	H	Charleston So.	78	51	
316	H	Georgia St.	75	51	
321	H	South Carolina St.	86	40	

LAST 12 Division I GAMES:					
149	A	Clemson	60	48	
16	A	Duke	59	77	
28	H	Virginia	56	62	
63	A	Virginia Tech	62	68	
103	H	Wake Forest	79	67	
146	A	Pittsburgh	62	68	
19	A	NC State	43	56	
2	H	Notre Dame	54	77	
37	A	Syracuse	77	88	
149	H	Clemson	66	33	
4	H	Louisville	71	74	
165	H	Southern Miss.	63	44	

### Non-Div I Games:

Georgi a Tech

Average RPI Win: 184

Average RPI Loss: 76

WON-LOST  
RECORDWINNING  
PCT. RANKLAST 10  
GAMESSTRENGTH OF  
SCHEDULEOPP. STRENGTH  
OF SCHEDULETEAM  
RPIADJ.  
RPICONF.  
RPIADJ CONF.  
RPIDIV. I ONLY  
DIV. I NON-CONF.19- 4  
7- 416  
10210- 0  
0- 0123  
25141  
13942  
5142  
5113  
1113  
11

TOTALS

RPI 1-25

RPI 26-50

W-L RECORDS

RPI 51-100

RPI 101-999

RPI 201+

19- 4 0- 1  
9- 1 0- 0  
9- 1 0- 0  
1- 2 0- 10- 0  
0- 0  
0- 0  
0- 0OVERALL  
HOME  
AWAY  
NEUTRAL2- 2  
0- 1  
2- 0  
0- 117- 1  
9- 0  
7- 1  
1- 07- 0  
3- 0  
4- 0  
0- 07- 4 0- 1  
4- 1 0- 0  
2- 1 0- 0  
1- 2 0- 10- 0  
0- 0  
0- 0  
0- 0NON-CONFERENCE  
HOME  
AWAY  
NEUTRAL1- 2  
0- 1  
1- 0  
0- 16- 1  
4- 0  
1- 1  
1- 01- 0  
0- 0  
1- 0  
0- 012- 0 0- 0  
5- 0 0- 0  
7- 0 0- 0  
0- 0 0- 00- 0  
0- 0  
0- 0  
0- 0CONFERENCE  
HOME  
AWAY  
NEUTRAL1- 0  
0- 0  
1- 0  
0- 011- 0  
5- 0  
6- 0  
0- 06- 0  
3- 0  
3- 0  
0- 0

RPI 1-25

RPI 26-50

Team's RPI: 42

RPI 51-100

RPI 101+

RPI S Opponent Score  
24 N DePaul 71 88

RPI S Opponent Score

RPI S Opponent Score  
68 N Belmont 63 71  
79 A Saint Mary's (CA) 73 65  
83 A Washington St. 64 56  
100 H UNLV 50 52RPI S Opponent Score  
106 H Western Ill. 80 65  
112 A Colorado St. 49 65  
119 A BYU 84 70  
129 H Saint Francis (PA) 97 74  
138 N Kent St. 77 57  
151 A Pacific 99 72  
154 H Portland St. 91 52  
160 H Loyola Marymount 77 67  
166 A San Francisco 81 57  
166 H San Francisco 74 47  
195 H Eastern Wash. 69 45  
213 A San Diego 63 44  
226 A Montana 70 55  
236 H Pepperdine 73 51  
274 A Santa Clara 63 51  
274 H Santa Clara 71 44  
314 A Portland 70 56  
314 H Portland 75 36

LAST 12 Division I GAMES:

119 A BYU	84 70	166 H San Francisco	74 47
213 A San Diego	63 44	314 A Portland	70 56
166 A San Francisco	81 57	160 H Loyola Marymount	77 67
314 H Portland	75 36	236 H Pepperdine	73 51
274 H Santa Clara	71 44	274 A Santa Clara	63 51
79 A Saint Mary's (CA)	73 65	151 A Pacific	99 72

Non-Div I Games:

Gonzaga

Average RPI	Win:	289	WON-LOST	WINNING	LAST 10	STRENGTH OF	OPP. STRENGTH	TEAM	ADJ.	CONF.	ADJ CONF.
Average RPI	Loss:	163	RECORD	PCT. RANK	GAMES	SCHEDULE	OF SCHEDULE	RPI	RPI	RPI	RPI
DIV. I ONLY	11- 11	170	7- 3	321	275	244	244	32	32		
DIV. I NON-CONF.	3- 8	268	0- 1	261	108	270	270	32	32		
-----											
TOTALS	RPI 1-25	RPI 26-50	W-L RECORDS	RPI 51-100	RPI 101-999	RPI 201+					
11- 11	0- 1	0- 0	OVERALL	0- 3	11- 7	10- 4					
7- 2	0- 1	0- 0	HOME	0- 0	7- 1	6- 1					
4- 8	0- 0	0- 0	AWAY	0- 0	4- 1	4- 1					
0- 1	0- 0	0- 0	NEUTRAL	0- 1	0- 0	0- 0					
3- 8	0- 1	0- 0	NON-CONFERENCE	0- 3	3- 4	3- 2					
2- 1	0- 1	0- 0	HOME	0- 0	2- 0	2- 0					
1- 6	0- 0	0- 0	AWAY	0- 2	1- 4	1- 2					
0- 1	0- 0	0- 0	NEUTRAL	0- 1	0- 0	0- 0					
8- 3	0- 0	0- 0	CONFERENCE	0- 0	8- 3	7- 2					
5- 1	0- 0	0- 0	HOME	0- 0	5- 1	4- 1					
3- 2	0- 0	0- 0	AWAY	0- 0	3- 2	3- 1					
0- 0	0- 0	0- 0	NEUTRAL	0- 0	0- 0	0- 0					

RPI	S	Opponent	Score	RPI	S	Opponent	Score	RPI	S	Opponent	Score	RPI	S	Opponent	Score	Team's RPI: 244
6	H	Florida St.	53 96					87	A	Arkansas	62 79	168	A	Southern U.	44 63	
								91	N	North Carolina	63 79	168	H	Southern U.	79 71	
								99	A	Alabama	49 73	179	A	Memphis	48 57	
												192	A	Louisiana Tech	53 64	
												208	A	Xavier	67 72	
												212	A	Arkansas St.	56 76	
												245	H	Texas Southern	63 73	
												262	H	Prairie View	81 79	
												272	A	McNeese	75 60	
												279	A	Alcorn	75 68	
												279	H	Alcorn	68 51	
												284	H	Southeastern La.	61 52	
												306	H	Alabama A&M	78 49	
												309	A	Jackson St.	70 82	
												317	H	Alabama St.	93 71	
												333	H	La.-Monroe	61 52	
												337	A	Ark.-Pine Bluff	66 57	
												341	A	Mississippi Val.	64 62	
-----																
LAST 12 Division I GAMES:																
279	H	Alcorn	68 51	262	H	Prairie View	81 79									
168	H	Southern U.	79 71	279	A	Alcorn	75 68									
341	A	Mississippi Val.	64 62	168	A	Southern U.	44 63									
337	A	Ark.-Pine Bluff	66 57	317	H	Alabama St.	93 71									
309	A	Jackson St.	70 82	306	H	Alabama A&M	78 49									
245	H	Texas Southern	63 73	87	A	Arkansas	62 79									

Non-Div I Games:

Grambling

Average RPI Win:	290	WON-LOST	WINNING	LAST 10	STRENGTH OF	OPP. STRENGTH	TEAM	ADJ.	CONF.	ADJ CONF.
Average RPI Loss:	187	RECORD	PCT. RANK	GAMES	SCHEDULE	OF SCHEDULE	RPI	RPI	RPI	RPI
DIV. I ONLY	9- 11	213	6- 3	341	272	278	278	30	30	
DIV. I NON-CONF.	4- 8	239	3- 0	269	263	268	268	30	30	
-----										
TOTALS	RPI 1-25	RPI 26-50	W-L RECORDS	RPI 51-100	RPI 101-999	RPI 201+				
9- 11	0- 1	0- 0	OVERALL	0- 1	9- 9	8- 5				
5- 4	0- 1	0- 0	HOME	0- 0	5- 3	5- 2				
4- 7	0- 0	0- 0	AWAY	0- 1	4- 6	3- 3				
0- 0	0- 0	0- 0	NEUTRAL	0- 0	0- 0	0- 0				
4- 8	0- 1	0- 0	NON-CONFERENCE	0- 1	4- 6	3- 2				
2- 3	0- 1	0- 0	HOME	0- 0	2- 2	2- 1				
2- 5	0- 0	0- 0	AWAY	0- 1	2- 4	1- 1				
0- 0	0- 0	0- 0	NEUTRAL	0- 0	0- 0	0- 0				
5- 3	0- 0	0- 0	CONFERENCE	0- 0	5- 3	5- 3				
3- 1	0- 0	0- 0	HOME	0- 0	3- 1	3- 1				
2- 2	0- 0	0- 0	AWAY	0- 0	2- 2	2- 2				
0- 0	0- 0	0- 0	NEUTRAL	0- 0	0- 0	0- 0				

RPI 1-25				RPI 26-50				RPI 51-100				RPI 101+ Team's RPI: 278			
RPI	S	Opponent	Score	RPI	S	Opponent	Score	RPI	S	Opponent	Score	RPI	S	Opponent	Score
16	H	Duke	61 74					100	A	UNLV	47 76	107	H	Ri ce	59 69
												130	A	Bethune-Cookman	60 69
												161	A	Cal Poly	69 75
												171	A	Washing ton	65 79
												180	A	Fla. Atlantic	77 73
												206	H	Seattle U	74 63
												235	A	New Mexico St.	60 64
												259	A	UMKC	82 84
												259	H	UMKC	59 62
												274	H	Santa Clara	39 38
												288	A	Valparai so	75 80
												304	H	Southern Utah	59 54
												308	H	Utah Valley	81 61
												322	A	UTRGV	65 59
												324	A	Northern Ari z.	72 54
												335	H	Long Beach St.	63 65
												345	A	Chi cago St.	59 43
												345	H	Chi cago St.	64 36
-----															
LAST 12 Division I GAMES:															
345	A	Chicago St.	59 43	235	A	New Mexico St.	60 64								
259	A	UMKC	82 84	206	H	Seattle U	74 63								
308	H	Utah Valley	81 61	274	H	Santa Clara	39 38								
259	H	UMKC	59 62	304	H	Southern Utah	59 54								
345	H	Chi cago St.	64 36	324	A	Northern Ari z.	72 54								
322	A	UTRGV	65 59	171	A	Washing ton	65 79								

Non-Div I Games: Arizona Christian 75 51 Benedictine Mesa 67 53

Grand Canyon

Loss, 
Non-Conf, 
S Site, 
H Home
A Away
N Neutral



Average RPI Win:	152	WON-LOST	WINNING	LAST 10	STRENGTH OF	OPP. STRENGTH	TEAM	ADJ.	CONF.	ADJ CONF.
Average RPI Loss:	121	RECORD	PCT. RANK	GAMES	SCHEDULE	OF SCHEDULE	RPI	RPI	RPI	RPI
DIV. I ONLY	21- 2	7	10- 0	68	109	13	13	11	11	
DIV. I NON-CONF.	10- 1	15	0- 0	36	38	8	8	13	13	
-----										
TOTALS	RPI 1-25	RPI 26-50	W-L RECORDS	RPI 51-100	RPI 101-999	RPI 201+				
21- 2	0- 1	4- 0	OVERALL	5- 0	12- 1	7- 1				
11- 0	0- 0	2- 0	HOME	3- 0	6- 0	4- 0				
8- 1	0- 0	1- 0	AWAY	2- 0	5- 1	3- 1				
2- 1	0- 1	1- 0	NEUTRAL	0- 0	1- 0	0- 0				
10- 1	0- 1	4- 0	NON-CONFERENCE	1- 0	5- 0	2- 0				
4- 0	0- 0	2- 0	HOME	1- 0	1- 0	1- 0				
4- 0	0- 0	1- 0	AWAY	0- 0	3- 0	1- 0				
2- 1	0- 1	1- 0	NEUTRAL	0- 0	1- 0	0- 0				
11- 1	0- 0	0- 0	CONFERENCE	4- 0	7- 1	5- 1				
7- 0	0- 0	0- 0	HOME	2- 0	5- 0	3- 0				
4- 1	0- 0	0- 0	AWAY	2- 0	2- 1	2- 1				
0- 0	0- 0	0- 0	NEUTRAL	0- 0	0- 0	0- 0				

RPI 1-25				RPI 26-50				RPI 51-100				RPI 101+			
RPI	S	Opponent	Score	RPI	S	Opponent	Score	RPI	S	Opponent	Score	RPI	S	Opponent	Score
3	N	Mississippi St.	46 67	32	H	Marquette	63 55	64	A	IUPUI	60 34	115	H	Milwaukee	52 29
				33	N	Arizona St.	61 48	64	H	IUPUI	52 45	124	H	Cleveland St.	69 43
				41	H	South Dakota St.	55 41	92	H	Chattanooga	60 30	186	A	Wisconsin	67 34
				44	A	Dayton	75 64	93	A	Wright St.	58 51	189	N	Columbia	61 43
								93	H	Wright St.	75 68	191	A	Northwestern	63 57
												204	A	Oakland	81 48
												225	H	Youngstown St.	65 56
												239	A	Northern Ky.	54 62
												239	H	Northern Ky.	58 41
												248	H	Bradley	72 40
												295	A	Loyola Chicago	76 39
												310	A	Detroit Mercy	85 27
												315	H	Ill.-Chicago	65 36
LAST 12 Division I GAMES:															
				93	H	Wright St.	75 68	64	A	IUPUI	60 34				
				239	H	Northern Ky.	58 41	124	H	Cleveland St.	69 43				
				64	H	IUPUI	52 45	225	H	Youngstown St.	65 56				
				315	H	Ill.-Chicago	65 36	115	H	Milwaukee	52 29				
				204	A	Oakland	81 48	239	A	Northern Ky.	54 62				
				310	A	Detroit Mercy	85 27	93	A	Wright St.	58 51				

Non-Div I Games:

Green Bay

Hampton		Average RPI Win: 274	WON-LOST RECORD	WINNING PCT. RANK	LAST 10 GAMES	STRENGTH OF SCHEDULE	OPP. STRENGTH OF SCHEDULE	TEAM RPI	ADJ. RPI	CONF. RPI	ADJ CONF. RPI
Average RPI Loss: 111											
DIV. I ONLY	11- 11	170	7- 2	233	194	178	178	31	31		
DIV. I NON-CONF.	4- 9	249	2- 0	82	24	158	158	31	31		
-----											
TOTALS	RPI 1-25	RPI 26-50	W-L RECORDS	RPI 51-100	RPI 101-999	RPI 201+					
11- 11	0- 1	0- 1	OVERALL	1- 4	10- 5	9- 1					
5- 2	0- 0	0- 0	HOME	0- 1	5- 1	4- 0					
5- 8	0- 1	0- 1	AWAY	1- 3	4- 3	4- 1					
1- 1	0- 0	0- 0	NEUTRAL	0- 0	1- 1	1- 0					
4- 9	0- 1	0- 1	NON-CONFERENCE	1- 4	3- 3	2- 0					
2- 1	0- 0	0- 0	HOME	0- 1	2- 0	1- 0					
1- 7	0- 1	0- 1	AWAY	1- 3	0- 2	0- 0					
1- 1	0- 0	0- 0	NEUTRAL	0- 0	1- 1	1- 0					
7- 2	0- 0	0- 0	CONFERENCE	0- 0	7- 2	7- 1					
3- 1	0- 0	0- 0	HOME	0- 0	3- 1	3- 0					
4- 1	0- 0	0- 0	AWAY	0- 0	4- 1	4- 1					
0- 0	0- 0	0- 0	NEUTRAL	0- 0	0- 0	0- 0					

RPI 1-25				RPI 26-50				RPI 51-100				RPI 101+ Team's RPI: 178			
RPI	S	Opponent	Score	RPI	S	Opponent	Score	RPI	S	Opponent	Score	RPI	S	Opponent	Score
7	A	Oregon	45 87	28	A	Virginia	62 66	54	A	TCU	68 90	114	N	Brown	66 73
								62	H	Quinnipiac	58 64	130	H	Bethune-Cookman	56 61
								67	A	Elon	59 82	167	A	Samford	61 66
								91	A	North Carolina	70 66	175	A	Temple	56 65
								92	A	Chattanooga	52 64	189	H	Columbia	60 58
												224	A	N.C. A&T	63 51
												249	N	San Jose St.	81 73
												301	H	Coppin St.	67 35
												303	A	UMES	70 65
												311	H	Old Dominion	50 42
												321	A	South Carolina St.	70 78
												328	H	Delaware St.	66 62
												334	A	N.C. Central	62 53
												340	A	Savannah St.	81 53
												343	H	Florida A&M	66 65
-----															
LAST 12 Division I GAMES:															
224	A	N.C. A&T	63 51	340	A	Savannah St.	81 53	311	H	Old Dominion	50 42				
334	A	N.C. Central	62 53	328	H	Delaware St.	66 62	303	A	UMES	70 65				
301	H	Coppin St.	67 35	189	H	Columbia	60 58	167	A	Samford	61 66				
130	H	Bethune-Cookman	56 61												
343	H	Florida A&M	66 65												
321	A	South Carolina St.	70 78												

Non-Div I Games:

Hampton

■ Loss, 
 ■ Non-Conf, 
 ■ S Site, 
 ■ Home 
 ■ A Away 
 N Neutral

Average RPI Win:	246	WON-LOST	WINNING	LAST 10	STRENGTH OF	OPP. STRENGTH	TEAM	ADJ.	CONF.	ADJ CONF.
Average RPI Loss:	115	RECORD	PCT. RANK	GAMES	SCHEDULE	OF SCHEDULE	RPI	RPI	RPI	RPI
DIV. I ONLY	14- 10	124	5- 5	184	241	158	158	20	20	
DIV. I NON-CONF.	8- 5	111	1- 0	140	236	121	121	24	24	
-----										
TOTALS	RPI 1-25	RPI 26-50	W-L RECORDS	RPI 51-100	RPI 101-999	RPI 201+				
14- 10	0- 0	0- 2	OVERALL	1- 4	13- 4	10- 2				
8- 4	0- 0	0- 1	HOME	1- 1	7- 2	5- 1				
3- 6	0- 0	0- 0	AWAY	0- 0	3- 1	3- 1				
3- 0	0- 0	0- 0	NEUTRAL	0- 0	3- 0	2- 0				
8- 5	0- 0	0- 2	NON-CONFERENCE	0- 2	8- 1	6- 0				
4- 2	0- 0	0- 1	HOME	0- 0	4- 1	3- 0				
1- 3	0- 0	0- 1	AWAY	0- 2	1- 0	1- 0				
3- 0	0- 0	0- 0	NEUTRAL	0- 0	3- 0	2- 0				
6- 5	0- 0	0- 0	CONFERENCE	1- 2	5- 3	4- 2				
4- 2	0- 0	0- 0	HOME	1- 1	3- 1	2- 1				
2- 3	0- 0	0- 0	AWAY	0- 1	2- 2	2- 1				
0- 0	0- 0	0- 0	NEUTRAL	0- 0	0- 0	0- 0				

H  
a  
r  
t  
f  
o  
r  
dH  
a  
r  
t  
f  
o  
r  
d

RPI 1-25				RPI 26-50				RPI 51-100				RPI 101+ Team's RPI: 158			
RPI	S	Opponent	Score	RPI	S	Opponent	Score	RPI	S	Opponent	Score	RPI	S	Opponent	Score
				26	H	Villanova	53 71	73	A	Fordham	44 69	118	N	Yale	78 70
				37	A	Syracuse	63 75	76	A	Maine	56 59	128	H	Delaware	63 72
								76	H	Maine	44 59	145	A	Binghamton	59 64
								77	H	Albany (NY)	70 55	185	H	New Hampshire	85 49
								91	A	North Carolina	70 90	198	H	Siena	71 62
												210	A	Stony Brook	75 68
												210	H	Stony Brook	58 66
												229	H	Niagara	83 65
												231	H	Hofstra	60 49
												282	A	Bryant	59 47
												287	A	Vermont	47 53
												289	H	Central Conn. St.	68 52
												300	N	Charleston So.	62 43
												306	N	Alabama A&M	56 47
												327	H	UMBC	65 54
												346	A	UMass Lowell	81 42
												346	H	UMass Lowell	78 56
LAST 12 Division I GAMES:															
				76	A	Maine	56 59	327	H	UMBC	65 54				
				210	H	Stony Brook	58 66	145	A	Binghamton	59 64				
				185	H	New Hampshire	85 49	346	A	UMass Lowell	81 42				
				346	H	UMass Lowell	78 56	210	A	Stony Brook	75 68				
				287	A	Vermont	47 53	77	H	Albany (NY)	70 55				
				76	H	Maine	44 59	118	N	Yale	78 70				

Non-Div I Games:

Hartford

Average RPI Win:	193	WON-LOST	WINNING	LAST 10	STRENGTH OF	OPP. STRENGTH	TEAM	ADJ.	CONF.	ADJ CONF.
Average RPI Loss:	79	RECORD	PCT. RANK	GAMES	SCHEDULE	OF SCHEDULE	RPI	RPI	RPI	RPI
DIV. I ONLY	13- 6	73	8- 2	107	118	72	72	9	9	
DIV. I NON-CONF.	8- 5	111	4- 2	111	120	81	81	9	9	
-----										
TOTALS	RPI 1-25	RPI 26-50	W-L RECORDS	RPI 51-100	RPI 101-999	RPI 201+				
13- 6	0- 0	0- 3	OVERALL	0- 1	13- 2	7- 0				
10- 0	0- 0	0- 0	HOME	0- 0	10- 0	5- 0				
1- 5	0- 0	0- 2	AWAY	0- 1	1- 2	0- 0				
2- 1	0- 0	0- 1	NEUTRAL	0- 0	2- 0	2- 0				
8- 5	0- 0	0- 3	NON-CONFERENCE	0- 1	8- 1	6- 0				
5- 0	0- 0	0- 0	HOME	0- 0	5- 0	4- 0				
1- 4	0- 0	0- 2	AWAY	0- 1	1- 1	0- 0				
2- 1	0- 0	0- 1	NEUTRAL	0- 0	2- 0	2- 0				
5- 1	0- 0	0- 0	CONFERENCE	0- 0	5- 1	1- 0				
5- 0	0- 0	0- 0	HOME	0- 0	5- 0	1- 0				
0- 1	0- 0	0- 0	AWAY	0- 0	0- 1	0- 0				
0- 0	0- 0	0- 0	NEUTRAL	0- 0	0- 0	0- 0				

RPI 1-25				RPI 26-50				RPI 51-100				Team's RPI : 72				RPI 101+			
RPI	S	Opponent	Score	RPI	S	Opponent	Score	RPI	S	Opponent	Score	RPI	S	Opponent	Score	RPI	S	Opponent	Score
				28	A	Virginia	48 50	76	A	Maine	51 76	113	A	Dartmouth	56 63				
				39	A	FGCU	56 65					113	H	Dartmouth	76 65				
				44	N	Dayton	66 72					114	H	Brown	87 85				
												118	H	Yale	97 73				
												134	A	Northeastern	79 69				
												175	A	Temple	64 86				
												189	H	Columbia	85 67				
												198	H	Siena	75 67				
												203	H	Boston U.	80 70				
												210	H	Stony Brook	60 53				
												218	N	Akron	76 63				
												224	N	N. C. A&T	64 60				
												233	H	La Salle	70 61				
												270	H	Cornell	80 58				
												286	H	Sacred Heart	70 62				
LAST 12 Division I GAMES:																			
				270	H	Cornell	80 58					113	A	Dartmouth	56 63				
				189	H	Columbia	85 67					210	H	Stony Brook	60 53				
				114	H	Brown	87 85					218	N	Akron	76 63				
				118	H	Yale	97 73					39	A	FGCU	56 65				
				113	H	Dartmouth	76 65					134	A	Northeastern	79 69				
				233	H	La Salle	70 61					175	A	Temple	64 86				

Non-Div I Games:

Harvard

Hawai i				Through Games Of Feb. 6, 2018							
Average RPI Wi n:		249	WON-LOST	WINNING	LAST 10	STRENGTH OF	OPP. STRENGTH	TEAM	ADJ.	CONF.	ADJ CONF.
Average RPI Loss:		150	RECORD	PCT. RANK	GAMES	SCHEDULE	OF SCHEDULE	RPI	RPI	RPI	RPI
DIV. I ONLY		8- 14	249	2- 8	200	192	253	253	21	21	
DIV. I NON-CONF.		6- 6	170	0- 1	139	148	177	177	20	20	
-----											
TOTALS		RPI 1-25	RPI 26-50		W-L RECORDS		RPI 51-100	RPI 101-999	RPI 201+		
8- 14	0- 2	0- 1		OVERALL		0- 2	8- 9	7- 3			
6- 5	0- 0	0- 1		HOME		0- 1	6- 3	5- 0			
2- 7	0- 0	0- 0		AWAY		0- 1	2- 6	2- 3			
0- 2	0- 2	0- 0		NEUTRAL		0- 0	0- 0	0- 0			
6- 6	0- 2	0- 1		NON-CONFERENCE		0- 1	6- 2	5- 1			
4- 3	0- 0	0- 1		HOME		0- 1	4- 1	3- 0			
2- 1	0- 0	0- 0		AWAY		0- 0	2- 1	2- 1			
0- 2	0- 2	0- 0		NEUTRAL		0- 0	0- 0	0- 0			
2- 8	0- 0	0- 0		CONFERENCE		0- 1	2- 7	2- 2			
2- 2	0- 0	0- 0		HOME		0- 0	2- 2	2- 0			
0- 6	0- 0	0- 0		AWAY		0- 1	0- 5	0- 2			
0- 0	0- 0	0- 0		NEUTRAL		0- 0	0- 0	0- 0			

RPI 1-25				RPI 26-50				RPI 51-100				RPI 101+ Team's RPI: 253			
RPI	S	Opponent	Score	RPI	S	Opponent	Score	RPI	S	Opponent	Score	RPI	S	Opponent	Score
7	N	Oregon	44 <b>85</b>	35	H	Purdue	67 <b>79</b>	51	H	Southern Cal i fornia	60 <b>71</b>	161	A	Cal Poly	50 <b>52</b>
15	N	Texas A&M	59 <b>103</b>					69	A	UC Davis	52 <b>76</b>	170	H	Marist	70 63
												172	H	Idaho St.	62 <b>64</b>
												177	A	UC Irvine	66 <b>70</b>
												177	H	UC Irvi ne	67 <b>74</b>
												184	H	CSUN	58 <b>70</b>
												201	A	UC Santa Barbara	61 <b>71</b>
												206	A	Seattle U	73 58
												213	H	San Diego	64 63
												222	H	Montana St.	81 75
												243	A	UC Ri versi de	57 <b>79</b>
												243	H	UC Ri versi de	63 57
												281	A	Ari zona	65 60
												298	A	Cal St. Fullerton	57 <b>69</b>
												314	A	Portland	47 <b>76</b>
												324	H	Northern Ariz.	84 68
												335	H	Long Beach St.	74 66
-----															
LAST 12 Division I GAMES:															
201	A	UC Santa Barbara	61 <b>71</b>	335	H	Long Beach St.	74 66	177	H	UC Irvine	67 <b>74</b>				
161	A	Cal Poly	50 <b>52</b>	69	A	UC Davis	52 <b>76</b>	298	A	Cal St. Fullerton	57 <b>69</b>				
243	H	UC Ri versi de	63 57	7	N	Oregon	44 <b>85</b>	15	N	Texas A&M	59 <b>103</b>				
184	H	CSUN	58 <b>70</b>												
177	A	UC Irvi ne	66 <b>70</b>												
243	A	UC Ri versi de	57 <b>79</b>												

Non-Div I Games: Hawai i Paci fi c 67 57

Hawai i

Loss, 
Non-Conf, 
S Site, 
H Home
A Away 
N Neutral

Average RPI Win:	269	WON-LOST	WINNING	LAST 10	STRENGTH OF	OPP. STRENGTH	TEAM	ADJ.	CONF.	ADJ CONF.
Average RPI Loss:	111	RECORD	PCT. RANK	GAMES	SCHEDULE	OF SCHEDULE	RPI	RPI	RPI	RPI
DIV. I ONLY	12- 8	119	7- 3	250	267	159	159	27	27	
DIV. I NON-CONF.	4- 5	202	1- 0	122	70	127	127	28	28	
-----										
TOTALS	RPI 1-25	RPI 26-50	W-L RECORDS	RPI 51-100	RPI 101-999	RPI 201+				
12- 8	0- 1	0- 0	OVERALL	0- 3	12- 4	11- 1				
4- 4	0- 0	0- 0	HOME	0- 1	4- 3	4- 1				
8- 4	0- 0	0- 0	AWAY	0- 1	8- 1	7- 0				
0- 0	0- 0	0- 0	NEUTRAL	0- 0	0- 0	0- 0				
4- 5	0- 1	0- 0	NON-CONFERENCE	0- 3	4- 1	3- 0				
1- 2	0- 0	0- 0	HOME	0- 1	1- 1	1- 0				
3- 3	0- 1	0- 0	AWAY	0- 2	3- 0	2- 0				
0- 0	0- 0	0- 0	NEUTRAL	0- 0	0- 0	0- 0				
8- 3	0- 0	0- 0	CONFERENCE	0- 0	8- 3	8- 1				
3- 2	0- 0	0- 0	HOME	0- 0	3- 2	3- 1				
5- 1	0- 0	0- 0	AWAY	0- 0	5- 1	5- 0				
0- 0	0- 0	0- 0	NEUTRAL	0- 0	0- 0	0- 0				

RPI	S	Opponent	Score	RPI	S	Opponent	Score	RPI	S	Opponent	Score	RPI	S	Opponent	Score	Team's RPI: 159
16	A	Duke	50 77					63	A	Virginia Tech	63 86	101	H	Liberty	42 65	
								74	H	UAB	61 77	152	H	Davidsen	74 82	
								75	A	Ohio	61 64	156	A	Stetson	69 64	
												162	A	Radford	47 50	
												216	A	Norfolk St.	59 56	
												217	H	Gardner-Webb	83 80	
												232	A	UNCG	81 72	
												246	A	UNC Asheville	58 45	
												247	A	Campbell	62 53	
												247	H	Campbell	44 51	
												255	H	Presbyterian	81 55	
												300	A	Charleston So.	75 74	
												326	H	Western Caro.	75 69	
												339	A	Winthrop	79 58	
												349	A	Longwood	75 39	
												349	H	Longwood	62 41	
LAST 12 Division I GAMES:																
349	A	Longwood	75 39	247	A	Campbell	62 53									
247	H	Campbell	44 51	339	A	Winthrop	79 58									
101	H	Liberty	42 65	255	H	Presbyterian	81 55									
300	A	Charleston So.	75 74	246	A	UNC Asheville	58 45									
162	A	Radford	47 50	217	H	Gardner-Webb	83 80									
349	H	Longwood	62 41	232	A	UNCG	81 72									

Non-Div I Games: N. C. Wesleyan 111 54 Barton 82 69

High Point

DIV. I ONLY	10- 12	205	4- 6	253	174	231	231	10	10
DIV. I NON-CONF.	6- 5	153	1- 0	330	225	242	242	12	12
TOTALS	RPI 1-25	RPI 26-50	W-L RECORDS	RPI 51-100	RPI 101-999	RPI 201+			
10- 12	0- 0	0- 0	OVERALL	0- 5	10- 7	8- 2			
5- 6	0- 0	0- 0	HOME	0- 2	5- 4	4- 2			
4- 6	0- 0	0- 0	AWAY	0- 3	4- 3	4- 0			
1- 0	0- 0	0- 0	NEUTRAL	0- 0	1- 0	0- 0			
6- 5	0- 0	0- 0	NON-CONFERENCE	0- 1	6- 4	5- 1			
3- 2	0- 0	0- 0	HOME	0- 0	3- 2	3- 1			
2- 3	0- 0	0- 0	AWAY	0- 1	2- 2	2- 0			
1- 0	0- 0	0- 0	NEUTRAL	0- 0	1- 0	0- 0			
4- 7	0- 0	0- 0	CONFERENCE	0- 4	4- 3	3- 1			
2- 4	0- 0	0- 0	HOME	0- 2	2- 2	1- 1			
2- 3	0- 0	0- 0	AWAY	0- 2	2- 1	2- 0			
0- 0	0- 0	0- 0	NEUTRAL	0- 0	0- 0	0- 0			

RPI 1-25				RPI 26-50				RPI 51-100				RPI 101+				Team's RPI: 231	
RPI	S	Opponent	Score	RPI	S	Opponent	Score	RPI	S	Opponent	Score	RPI	S	Opponent	Score		
								57	A	Drexel	38	47	103	N	Wake Forest	69	66
								57	H	Drexel	47	58	128	H	Delaware	51	58
								82	A	James Madison	56	73	137	A	William & Mary	53	63
								82	H	James Madison	42	55	137	H	William & Mary	65	54
								100	A	UNLV	52	68	158	A	Hartford	49	60
													189	A	Columbia	53	75
													198	H	Siena	60	70
													210	H	Stony Brook	49	73
													237	H	Holy Cross	69	63
													238	H	St. Bonaventure	71	68
													261	A	Col. of Charleston	75	60
													261	H	Col. of Charleston	65	60
													264	A	UNCW	69	61
													264	H	UNCW	55	59
													286	A	Sacred Heart	86	81
													327	H	UMBC	71	55
													338	A	Iona	68	43
LAST 12 Division I GAMES:																	
				264	H	UNCW	55	59	128	H	Delaware	51	58				
				137	A	William & Mary	53	63	264	A	UNCW	69	61				
				82	A	James Madison	56	73	261	A	Col. of Charleston	75	60				
				57	H	Drexel	47	58	57	A	Drexel	38	47				
				137	H	William & Mary	65	54	82	H	James Madison	42	55				
				261	H	Col. of Charleston	65	60	238	H	St. Bonaventure	71	68				

Hofstra

Average RPI Loss: 157

DIV. I ONLY	10- 12	205	4- 6	279	227	237	237	15	15
DIV. I NON-CONF.	5- 6	187	0- 1	303	303	255	255	18	18
TOTALS	RPI 1-25	RPI 26-50	W-L RECORDS	RPI 51-100	RPI 101-999	RPI 201+			
10- 12	0- 0	0- 0	OVERALL	0- 3	10- 9	8- 4			
3- 8	0- 0	0- 0	HOME	0- 3	3- 5	2- 2			
7- 4	0- 0	0- 0	AWAY	0- 0	7- 4	6- 2			
0- 0	0- 0	0- 0	NEUTRAL	0- 0	0- 0	0- 0			
5- 6	0- 0	0- 0	NON-CONFERENCE	0- 1	5- 5	5- 1			
2- 3	0- 0	0- 0	HOME	0- 1	2- 2	2- 0			
3- 3	0- 0	0- 0	AWAY	0- 0	3- 3	3- 1			
0- 0	0- 0	0- 0	NEUTRAL	0- 0	0- 0	0- 0			
5- 6	0- 0	0- 0	CONFERENCE	0- 2	5- 4	3- 3			
1- 5	0- 0	0- 0	HOME	0- 2	1- 3	0- 2			
4- 1	0- 0	0- 0	AWAY	0- 0	4- 1	3- 1			
0- 0	0- 0	0- 0	NEUTRAL	0- 0	0- 0	0- 0			

RPI 1-25				RPI 26-50				RPI 51-100				RPI 101+				Team's RPI: 237	
RPI	S	Opponent	Score	RPI	S	Opponent	Score	RPI	S	Opponent	Score	RPI	S	Opponent	Score		
								66	H	American	63	68	113	H	Dartmouth	74	76
								77	H	Albany (NY)	56	65	114	A	Brown	78	82
								84	H	Navy	58	65	136	H	Bucknell	47	71
													164	H	Lehigh	54	49
													170	A	Marist	74	85
													182	A	Army West Point	70	62
													197	H	Boston College	61	70
													203	A	Boston U.	60	57
													228	A	Loyola Maryl and	60	77
													228	H	Loyola Maryl and	58	65
													231	A	Hofstra	63	69
													241	A	Lafayette	69	56
													241	H	Lafayette	65	69
													269	A	Rider	83	56
													271	A	Colgate	71	64
													282	H	Bryant	59	57
													287	H	Vermont	64	53
													332	A	Rhode Island	69	63
													346	A	UMass Lowell	84	56
LAST 12 Division I GAMES:																	
				228	H	Loyola Maryl and	58	65	84	H	Navy	58	65				
				241	A	Lafayette	69	56	228	A	Loyola Maryl and	60	77				
				66	H	American	63	68	164	H	Lehigh	54	49				
				136	H	Bucknell	47	71	241	H	Lafayette	65	69				
				182	A	Army West Point	70	62	271	A	Colgate	71	64				
				203	A	Boston U.	60	57	113	H	Dartmouth	74	76				

Hol y Cross



Average RPI Win:	165	WON-LOST	WINNING	LAST 10	STRENGTH OF	OPP. STRENGTH	TEAM	ADJ.	CONF.	ADJ CONF.
Average RPI Loss:	98	RECORD	PCT. RANK	GAMES	SCHEDULE	OF SCHEDULE	RPI	RPI	RPI	RPI
DIV. I ONLY	18- 6	45	7- 3	99	76	43	43	8	8	
DIV. I NON-CONF.	11- 3	46	2- 0	101	107	30	30	7	7	
-----										
TOTALS	RPI 1-25	RPI 26-50	W-L RECORDS	RPI 51-100	RPI 101-999	RPI 201+				
18- 6	0- 3	0- 0	OVERALL	3- 0	15- 3	5- 1				
8- 2	0- 1	0- 0	HOME	2- 0	6- 1	3- 0				
7- 4	0- 2	0- 0	AWAY	1- 0	6- 2	2- 1				
3- 0	0- 0	0- 0	NEUTRAL	0- 0	3- 0	0- 0				
11- 3	0- 2	0- 0	NON-CONFERENCE	1- 0	10- 1	3- 0				
5- 0	0- 0	0- 0	HOME	1- 0	4- 0	2- 0				
3- 3	0- 2	0- 0	AWAY	0- 0	3- 1	1- 0				
3- 0	0- 0	0- 0	NEUTRAL	0- 0	3- 0	0- 0				
7- 3	0- 1	0- 0	CONFERENCE	2- 0	5- 2	2- 1				
3- 2	0- 1	0- 0	HOME	1- 0	2- 1	1- 0				
4- 1	0- 0	0- 0	AWAY	1- 0	3- 1	1- 1				
0- 0	0- 0	0- 0	NEUTRAL	0- 0	0- 0	0- 0				

RPI 1-25				RPI 26-50				Team's RPI: 43				RPI 51-100				RPI 101+			
RPI	S	Opponent	Score	RPI	S	Opponent	Score	RPI	S	Opponent	Score	RPI	S	Opponent	Score	RPI	S	Opponent	Score
1	H	UConn	35 95					96	H	George Mason	82 73	101	N	Li berty	75 68				
14	A	Rutgers	57 75					98	A	Tul ane	98 92	115	N	Mi lwaukee	74 59				
15	A	Texas A&M	65 83					98	H	Tul ane	72 48	134	N	Northeastern	72 64				
												142	H	Ci nci nnati	82 88				
												143	A	Texas St.	72 67				
												144	H	ETSU	88 69				
												155	A	Wi chi ta St.	73 62				
												155	H	Wi chi ta St.	73 55				
												175	A	Temple	99 75				
												189	H	Columbi a	77 53				
												197	A	Boston Col lege	74 79				
												199	A	UT Ar lington	62 58				
												214	A	SMU	85 75				
												214	H	SMU	60 56				
												219	A	East Carol i na	78 80				
												221	H	Texas Tech	79 75				
												223	A	New Orleans	78 66				
												302	H	Incarnate Word	98 67				
LAST 12 Di vi si on I GAMES:																			
155	A	Wi chi ta St.	73 62	142	H	Ci nci nnati	82 88												
98	H	Tul ane	72 48	98	A	Tul ane	98 92												
214	H	SMU	60 56	155	H	Wi chi ta St.	73 55												
219	A	East Carol i na	78 80	214	A	SMU	85 75												
175	A	Temple	99 75	189	H	Col umbi a	77 53												
1	H	UConn	35 95	96	H	George Mason	82 73												

Average RPI Win:	316	WON-LOST	WINNING	LAST 10	STRENGTH OF	OPP. STRENGTH	TEAM	ADJ.	CONF.	ADJ CONF.
Average RPI Loss:	194	RECORD	PCT. RANK	GAMES	SCHEDULE	OF SCHEDULE	RPI	RPI	RPI	RPI
DIV. I ONLY	2- 14	329	2- 8	246	335	323	323	25	25	
DIV. I NON-CONF.	0- 6	337	0- 2	69	326	303	303	25	25	
-----										
TOTALS	RPI 1-25	RPI 26-50	W-L RECORDS	RPI 51-100	RPI 101-999	RPI 201+				
2- 14	0- 0	0- 1	OVERALL	0- 0	2- 13	2- 8				
0- 5	0- 0	0- 0	HOME	0- 0	0- 5	0- 3				
2- 9	0- 0	0- 1	AWAY	0- 0	2- 8	2- 5				
0- 0	0- 0	0- 0	NEUTRAL	0- 0	0- 0	0- 0				
0- 6	0- 0	0- 1	NON-CONFERENCE	0- 0	0- 5	0- 2				
0- 0	0- 0	0- 0	HOME	0- 0	0- 0	0- 0				
0- 6	0- 0	0- 1	AWAY	0- 0	0- 5	0- 2				
0- 0	0- 0	0- 0	NEUTRAL	0- 0	0- 0	0- 0				
2- 8	0- 0	0- 0	CONFERENCE	0- 0	2- 8	2- 6				
0- 5	0- 0	0- 0	HOME	0- 0	0- 5	0- 3				
2- 3	0- 0	0- 0	AWAY	0- 0	2- 3	2- 3				
0- 0	0- 0	0- 0	NEUTRAL	0- 0	0- 0	0- 0				

RPI 1-25				RPI 26-50				RPI 51-100				RPI 101+ Team's RPI: 323			
RPI	S	Opponent	Score	RPI	S	Opponent	Score	RPI	S	Opponent	Score	RPI	S	Opponent	Score
				27	A	South Fla.	43 90					104	H	Lamar University	51 79
												107	A	Rice	45 67
												122	A	UTEP	62 69
												126	H	SFA	54 76
												192	A	Louisiana Tech	62 85
												202	A	Abilene Christian	68 80
												205	A	Oral Roberts	56 78
												223	A	New Orleans	52 70
												257	A	A&M-Corpus Christi	49 50
												258	H	Nicholls St.	61 73
												272	H	McNeese	74 86
												284	H	Southeastern La.	61 76
												302	A	Incarnate Word	58 56
												330	A	Sam Houston St.	69 61
												333	A	La. -Monroe	73 77
LAST 12 Division I GAMES:															
				126	H	SFA	54 76	202	A	Abilene Christian	68 80				
				257	A	A&M-Corpus Christi	49 50	258	H	Nicholls St.	61 73				
				302	A	Incarnate Word	58 56	223	A	New Orleans	52 70				
				272	H	McNeese	74 86	104	H	Lamar University	51 79				
				284	H	Southeastern La.	61 76	192	A	Louisiana Tech	62 85				
				330	A	Sam Houston St.	69 61	333	A	La. -Monroe	73 77				

Non-Div I Games: LeTourneau 88 43 Paul Quinn 74 54 Jarvis Christian 78 30 Huston-Tillotson 76 72 Houston Baptist

Average RPI Win:	299	WON-LOST	WINNING	LAST 10	STRENGTH OF	OPP. STRENGTH	TEAM	ADJ.	CONF.	ADJ CONF.
Average RPI Loss:	161	RECORD	PCT. RANK	GAMES	SCHEDULE	OF SCHEDULE	RPI	RPI	RPI	RPI
DIV. I ONLY	9- 13	225	5- 4	199	344	242	242	31	31	
DIV. I NON-CONF.	4- 9	249	1- 1	52	306	219	219	31	31	
-----										
TOTALS	RPI 1-25	RPI 26-50	W-L RECORDS	RPI 51-100	RPI 101-999	RPI 201+				
9- 13	0- 2	0- 0	OVERALL	0- 1	9- 10	9- 4				
6- 4	0- 0	0- 0	HOME	0- 0	6- 4	6- 1				
3- 9	0- 0	0- 0	AWAY	0- 0	3- 1	3- 1				
0- 0	0- 0	0- 0	NEUTRAL	0- 0	0- 0	0- 0				
4- 9	0- 2	0- 0	NON-CONFERENCE	0- 1	4- 6	4- 1				
4- 2	0- 0	0- 0	HOME	0- 0	4- 2	4- 0				
0- 7	0- 2	0- 0	AWAY	0- 1	0- 4	0- 1				
0- 0	0- 0	0- 0	NEUTRAL	0- 0	0- 0	0- 0				
5- 4	0- 0	0- 0	CONFERENCE	0- 0	5- 4	5- 3				
2- 2	0- 0	0- 0	HOME	0- 0	2- 2	2- 1				
3- 2	0- 0	0- 0	AWAY	0- 0	3- 2	3- 2				
0- 0	0- 0	0- 0	NEUTRAL	0- 0	0- 0	0- 0				

RPI 1-25				RPI 26-50				RPI 51-100				RPI 101+				Team's RPI: 242
RPI	S	Opponent	Score	RPI	S	Opponent	Score	RPI	S	Opponent	Score	RPI	S	Opponent	Score	
18	A	Maryland	49 111					58	A	Mercer	44 70	114	H	Brown	81 85	
20	A	Georgia	47 87									125	A	Georgetown	41 93	
												130	H	Bethune-Cookman	55 59	
												137	H	William & Mary	71 83	
												142	A	Cincinnati	53 87	
												198	A	Siena	61 72	
												224	H	N. C. A&T	68 76	
												247	H	Campbell	63 61	
												266	H	Fairleigh Dickinson	68 65	
												275	A	Morgan St.	68 61	
												276	H	St. Francis Brooklyn	72 69	
												287	A	Vermont	65 88	
												292	H	FIU	69 62	
												303	A	UMES	52 58	
												321	A	South Carolina St.	68 58	
												334	H	N. C. Central	69 54	
												340	A	Savannah St.	87 59	
												343	A	Florida A&M	59 74	
												343	H	Florida A&M	76 65	
-----																
LAST 12 Division I GAMES:																
275	A	Morgan St.	68 61	321	A	South Carolina St.	68 58	130	H	Bethune-Cookman	55 59	114	H	Brown	81 85	
343	H	Florida A&M	76 65	343	A	Florida A&M	59 74	247	H	Campbell	63 61	276	H	St. Francis Brooklyn	72 69	
303	A	UMES	52 58	58	A	Mercer	44 70									
224	H	N. C. A&T	68 76													
334	H	N. C. Central	69 54													
340	A	Savannah St.	87 59													

Non-Div I Games:

Howard

Average RPI Win:	208	WON-LOST	WINNING	LAST 10	STRENGTH OF	OPP. STRENGTH	TEAM	ADJ.	CONF.	ADJ CONF.
Average RPI Loss:	38	RECORD	PCT. RANK	GAMES	SCHEDULE	OF SCHEDULE	RPI	RPI	RPI	RPI
DIV. I ONLY	16- 5	42	8- 2	168	107	64	64	11	11	
DIV. I NON-CONF.	7- 3	74	0- 1	230	35	78	78	13	13	
-----										
TOTALS	RPI 1-25	RPI 26-50	W-L RECORDS	RPI 51-100	RPI 101-999	RPI 201+				
16- 5	0- 3	0- 1	OVERALL	3- 1	13- 0	9- 0				
4- 2	0- 1	0- 0	HOME	0- 1	4- 0	4- 0				
11- 3	0- 2	0- 1	AWAY	2- 0	9- 0	5- 0				
1- 0	0- 0	0- 0	NEUTRAL	1- 0	0- 0	0- 0				
7- 3	0- 1	0- 1	NON-CONFERENCE	2- 1	5- 0	3- 0				
1- 1	0- 0	0- 0	HOME	0- 1	1- 0	1- 0				
5- 2	0- 1	0- 1	AWAY	1- 0	4- 0	2- 0				
1- 0	0- 0	0- 0	NEUTRAL	1- 0	0- 0	0- 0				
9- 2	0- 2	0- 0	CONFERENCE	1- 0	8- 0	6- 0				
3- 1	0- 1	0- 0	HOME	0- 0	3- 0	3- 0				
6- 1	0- 1	0- 0	AWAY	1- 0	5- 0	3- 0				
0- 0	0- 0	0- 0	NEUTRAL	0- 0	0- 0	0- 0				

RPI 1-25				RPI 26-50				RPI 51-100				RPI 101+			
RPI	S	Opponent	Score	RPI	S	Opponent	Score	RPI	S	Opponent	Score	RPI	S	Opponent	Score
13	A	Green Bay	45 52	47	A	UCF	59 63	75	A	Ohio	76 52	115	A	Milwaukee	70 68
13	H	Green Bay	34 60					77	N	Wyoming	65 59	124	A	Cleveland St.	77 64
24	A	DePaul	71 85					93	A	Wright St.	64 61	153	A	UNI	54 48
								95	H	Miami (OH)	83 96	179	A	Memphis	80 57
												204	H	Oakland	80 64
												225	A	Youngstown St.	65 43
												239	A	Northern Ky.	71 35
												256	H	Indiana St.	86 57
												310	H	Detroit Mercy	90 62
												315	A	Ill. -Chicago	82 46
												315	H	Ill. -Chicago	68 43
												320	A	Ga. Southern	72 52
												329	A	Tennessee Tech	68 54
-----															
LAST 12 Division I GAMES:															
315	H	Ill. -Chicago	68 43	204	H	Oakland	80 64	310	H	Detroit Mercy	90 62	225	A	Youngstown St.	65 43
13	A	Green Bay	45 52	310	H	Detroit Mercy	90 62	124	A	Cleveland St.	77 64	315	A	Ill. -Chicago	82 46
115	A	Milwaukee	70 68	225	A	Youngstown St.	65 43	124	A	Cleveland St.	77 64	315	A	Ill. -Chicago	82 46
93	A	Wright St.	64 61	124	A	Cleveland St.	77 64	315	A	Ill. -Chicago	82 46	24	A	DePaul	71 85
239	A	Northern Ky.	71 35	315	A	Ill. -Chicago	82 46	24	A	DePaul	71 85				
13	H	Green Bay	34 60	24	A	DePaul	71 85								

Non-Div I Games: Georgetown (KY) 85 52

IUPUI

Average RPI Win:	196	WON-LOST	WINNING	LAST 10	STRENGTH OF	OPP. STRENGTH	TEAM	ADJ.	CONF.	ADJ CONF.
Average RPI Loss:	126	RECORD	PCT. RANK	GAMES	SCHEDULE	OF SCHEDULE	RPI	RPI	RPI	RPI
DIV. I ONLY	11- 10	159	7- 3	201	85	162	162	19	19	
DIV. I NON-CONF.	3- 7	254	0- 0	66	76	170	170	15	15	
-----										
TOTALS	RPI 1-25	RPI 26-50	W-L RECORDS	RPI 51-100	RPI 101-999	RPI 201+				
11- 10	0- 1	1- 2	OVERALL	0- 2	10- 5	4- 3				
6- 4	0- 0	0- 1	HOME	0- 1	6- 2	4- 1				
5- 5	0- 0	1- 0	AWAY	0- 0	4- 0	0- 0				
0- 1	0- 0	0- 0	NEUTRAL	0- 1	0- 0	0- 0				
3- 7	0- 1	0- 1	NON-CONFERENCE	0- 2	3- 3	1- 2				
1- 3	0- 0	0- 0	HOME	0- 1	1- 2	1- 1				
2- 3	0- 1	0- 1	AWAY	0- 0	2- 1	0- 1				
0- 1	0- 0	0- 0	NEUTRAL	0- 1	0- 0	0- 0				
8- 3	0- 0	1- 1	CONFERENCE	0- 0	7- 2	3- 1				
5- 1	0- 0	0- 1	HOME	0- 0	5- 0	3- 0				
3- 2	0- 0	1- 0	AWAY	0- 0	2- 2	0- 1				
0- 0	0- 0	0- 0	NEUTRAL	0- 0	0- 0	0- 0				

RPI 1-25				RPI 26-50				RPI 51-100				RPI 101+ Team's RPI: 162			
RPI	S	Opponent	Score	RPI	S	Opponent	Score	RPI	S	Opponent	Score	RPI	S	Opponent	Score
5	A	Ohio St.	56 99	31	A	Northern Colo.	79 71	54	N	TCU	76 86	112	A	Colorado St.	83 69
				31	H	Northern Colo.	72 78	77	H	Wyoming	64 70	154	A	Portland St.	101 90
				33	A	Arizona St.	33 77					154	H	Portland St.	61 60
												157	A	North Dakota	78 64
												157	H	North Dakota	80 75
												171	H	Washington	69 81
												184	A	CSUN	80 75
												195	A	Eastern Wash.	64 71
												202	A	Abilene Christian	72 82
												206	H	Seattle U	60 68
												285	A	Sacramento St.	64 79
												285	H	Sacramento St.	101 66
												298	H	Cal St. Fullerton	80 60
												304	H	Southern Utah	74 51
												324	H	Northern Ariz.	83 68
-----															
LAST 12 Division I GAMES:															
285	H	Sacramento St.	101 66	195	A	Eastern Wash.	64 71								
154	H	Portland St.	61 60	154	A	Portland St.	101 90								
157	A	North Dakota	78 64	285	A	Sacramento St.	64 79								
31	A	Northern Colo.	79 71	31	H	Northern Colo.	72 78								
324	H	Northern Ariz.	83 68	157	H	North Dakota	80 75								
304	H	Southern Utah	74 51	33	A	Arizona St.	33 77								

Non-Div I Games: Eastern Ore. 84 70

Idaho

Average RPI Win:	246	WON-LOST	WINNING	LAST 10	STRENGTH OF	OPP. STRENGTH	TEAM	ADJ.	CONF.	ADJ CONF.
Average RPI Loss:	144	RECORD	PCT. RANK	GAMES	SCHEDULE	OF SCHEDULE	RPI	RPI	RPI	RPI
DIV. I ONLY	12- 7	105	6- 4	330	144	172	172	19	19	
DIV. I NON-CONF.	6- 3	87	1- 0	295	154	107	107	15	15	
-----										
TOTALS	RPI 1-25	RPI 26-50	W-L RECORDS	RPI 51-100	RPI 101-999	RPI 201+				
12- 7	0- 0	0- 1	OVERALL	0- 2	12- 4	8- 2				
4- 2	0- 0	0- 1	HOME	0- 0	4- 1	3- 0				
8- 5	0- 0	0- 0	AWAY	0- 0	8- 0	5- 0				
0- 0	0- 0	0- 0	NEUTRAL	0- 0	0- 0	0- 0				
6- 3	0- 0	0- 0	NON-CONFERENCE	0- 2	6- 1	4- 1				
1- 0	0- 0	0- 0	HOME	0- 0	1- 0	1- 0				
5- 3	0- 0	0- 0	AWAY	0- 2	5- 1	3- 1				
0- 0	0- 0	0- 0	NEUTRAL	0- 0	0- 0	0- 0				
6- 4	0- 0	0- 1	CONFERENCE	0- 0	6- 3	4- 1				
3- 2	0- 0	0- 1	HOME	0- 0	3- 1	2- 0				
3- 2	0- 0	0- 0	AWAY	0- 0	3- 2	2- 1				
0- 0	0- 0	0- 0	NEUTRAL	0- 0	0- 0	0- 0				

RPI 1-25				RPI 26-50				RPI 51-100				RPI 101+ Team's RPI: 172			
RPI	S	Opponent	Score	RPI	S	Opponent	Score	RPI	S	Opponent	Score	RPI	S	Opponent	Score
				31	H	Northern Colo.	57 63	77	A	Wyoming	53 61	140	A	Weber St.	73 84
								83	A	Washington St.	55 72	140	H	Weber St.	70 76
												154	A	Portland St.	88 59
												157	H	North Dakota	57 46
												171	A	Washington	79 59
												177	A	UC Irvine	78 72
												206	A	Seattle U	74 69
												236	A	Pepperdine	74 80
												253	A	Hawaii	64 62
												285	A	Sacramento St.	85 71
												291	H	Utah St.	64 44
												304	A	Southern Utah	70 76
												304	H	Southern Utah	66 39
												308	A	Utah Valley	70 58
												324	A	Northern Ari z.	75 55
												324	H	Northern Ari z.	76 59
LAST 12 Division I GAMES:															
				304	H	Southern Utah	66 39	157	H	North Dakota	57 46				
				324	H	Northern Ari z.	76 59	324	A	Northern Ari z.	75 55				
				140	A	Weber St.	73 84	304	A	Southern Utah	70 76				
				285	A	Sacramento St.	85 71	140	H	Weber St.	70 76				
				154	A	Portland St.	88 59	308	A	Utah Valley	70 58				
				31	H	Northern Colo.	57 63	253	A	Hawaii	64 62				

Non-Div I Games: Westminster (UT) 83 45 Col. of Idaho 89 32

Idaho St.

■ Loss, 
 ■ Non-Conf, 
 ■ S Site, 
 ■ Home 
 ■ Away 
 ■ N Neutral

Average RPI Win:	276	WON-LOST	WINNING	LAST 10	STRENGTH OF	OPP. STRENGTH	TEAM	ADJ.	CONF.	ADJ CONF.
Average RPI Loss:	179	RECORD	PCT. RANK	GAMES	SCHEDULE	OF SCHEDULE	RPI	RPI	RPI	RPI
DIV. I ONLY	5- 15	296	0- 10	271	276	315	315	11	11	
DIV. I NON-CONF.	5- 4	146	0- 1	344	347	317	317	13	13	
TOTALS	RPI 1-25	RPI 26-50	W-L RECORDS	RPI 51-100	RPI 101-999	RPI 201+				
5- 15	0- 1	0- 0	OVERALL	0- 3	5- 11	5- 8				
4- 6	0- 0	0- 0	HOME	0- 1	4- 5	4- 4				
1- 9	0- 1	0- 0	AWAY	0- 2	1- 6	1- 4				
0- 0	0- 0	0- 0	NEUTRAL	0- 0	0- 0	0- 0				
5- 4	0- 0	0- 0	NON-CONFERENCE	0- 0	5- 4	5- 4				
4- 2	0- 0	0- 0	HOME	0- 0	4- 2	4- 2				
1- 2	0- 0	0- 0	AWAY	0- 0	1- 2	1- 2				
0- 0	0- 0	0- 0	NEUTRAL	0- 0	0- 0	0- 0				
0- 11	0- 1	0- 0	CONFERENCE	0- 3	0- 7	0- 4				
0- 4	0- 0	0- 0	HOME	0- 1	0- 3	0- 2				
0- 7	0- 1	0- 0	AWAY	0- 2	0- 4	0- 2				
0- 0	0- 0	0- 0	NEUTRAL	0- 0	0- 0	0- 0				

RPI 1-25	RPI 26-50	RPI 51-100	RPI 101+	Team's RPI: 315
RPI S Opponent Score	RPI S Opponent Score	RPI S Opponent Score	RPI S Opponent Score	
13 A Green Bay 36 65		64 A IUPUI 43 68	115 A Milwaukee 44 59	
		64 H IUPUI 46 82	115 H Milwaukee 53 76	
		93 A Wright St. 50 60	124 A Cleveland St. 67 70	
			204 H Oakland 63 67	
			209 H Eastern Mich. 73 70	
			225 A Youngstown St. 63 76	
			239 A Northern Ky. 53 61	
			248 A Bradley 48 58	
			251 H North Texas 70 67	
			256 H Indiana St. 55 46	
			274 H Santa Clara 36 45	
			295 A Loyola Chi cago 55 57	
			309 H Jackson St. 63 76	
			310 H Detroit Mercy 58 61	
			318 A Fort Wayne 67 51	
			348 H Evansville 96 77	
LAST 12 Division I GAMES:				
64 A IUPUI 43 68	310 H Detroit Mercy 58 61			
115 A Milwaukee 44 59	204 H Oakland 63 67			
13 A Green Bay 36 65	124 A Cleveland St. 67 70			
239 A Northern Ky. 53 61	225 A Youngstown St. 63 76			
93 A Wright St. 50 60	64 H IUPUI 46 82			
115 H Milwaukee 53 76	295 A Loyola Chi cago 55 57			

Non-Div I Games: Bethel (IN) 66 46 Ind.-Northwest 74 56

Average RPI Win:	246	WON-LOST	WINNING	LAST 10	STRENGTH OF	OPP. STRENGTH	TEAM	ADJ.	CONF.	ADJ CONF.
Average RPI Loss:	66	RECORD	PCT. RANK	GAMES	SCHEDULE	OF SCHEDULE	RPI	RPI	RPI	RPI
DIV. I ONLY	9- 16	255	0- 10	84	68	200	200	3	3	
DIV. I NON-CONF.	9- 5	99	0- 1	218	170	141	141	4	4	
-----										
TOTALS	RPI 1-25	RPI 26-50	W-L RECORDS	RPI 51-100	RPI 101-999	RPI 201+				
9- 16	0- 4	0- 3	OVERALL	0- 6	9- 3	6- 0				
6- 8	0- 1	0- 1	HOME	0- 3	6- 3	6- 0				
1- 8	0- 3	0- 2	AWAY	0- 3	1- 0	0- 0				
2- 0	0- 0	0- 0	NEUTRAL	0- 0	2- 0	0- 0				
9- 5	0- 1	0- 1	NON-CONFERENCE	0- 2	9- 1	6- 0				
6- 2	0- 0	0- 0	HOME	0- 1	6- 1	6- 0				
1- 3	0- 1	0- 1	AWAY	0- 1	1- 0	0- 0				
2- 0	0- 0	0- 0	NEUTRAL	0- 0	2- 0	0- 0				
0- 11	0- 3	0- 2	CONFERENCE	0- 4	0- 2	0- 0				
0- 6	0- 1	0- 1	HOME	0- 2	0- 2	0- 0				
0- 5	0- 2	0- 1	AWAY	0- 2	0- 0	0- 0				
0- 0	0- 0	0- 0	NEUTRAL	0- 0	0- 0	0- 0				

RPI 1-25				RPI 26-50				RPI 51-100				RPI 101+ Team's RPI: 200			
RPI	S	Opponent	Score	RPI	S	Opponent	Score	RPI	S	Opponent	Score	RPI	S	Opponent	Score
14	A	Rutgers	37 76	34	A	Michigan	42 86	56	A	Nebraska	47 62	106	H	Western Ill.	67 77
17	A	Missouri	55 72	35	H	Purdue	54 73	56	H	Nebraska	72 80	155	N	Wichita St.	68 67
18	A	Maryland	65 100	39	A	FGCU	61 85	60	H	Michigan St.	55 67	177	N	UC Irvine	65 59
23	H	Iowa	71 84					63	H	Virginia Tech	49 96	179	A	Memphis	63 47
								80	A	New Mexico	68 97	186	H	Wisconsin	61 70
								81	A	Penn St.	59 68	191	H	Northwestern	59 74
												227	H	Austin Peay	59 47
												248	H	Bradley	74 62
												256	H	Indiana St.	81 52
												310	H	Detroit Mercy	73 65
												318	H	Fort Wayne	64 50
												345	H	Chicago St.	66 56
-----															
LAST 12 Division I GAMES:															
35	H	Purdue	54 73	56	H	Nebraska	72 80								
56	A	Nebraska	47 62	23	H	Iowa	71 84								
186	H	Wisconsin	61 70	14	A	Rutgers	37 76								
81	A	Penn St.	59 68	191	H	Northwestern	59 74								
34	A	Michigan	42 86	18	A	Maryland	65 100								
60	H	Michigan St.	55 67	17	A	Missouri	55 72								

Non-Div I Games:

Illinois



Average RPI Win:	238	WON-LOST	WINNING	LAST 10	STRENGTH OF	OPP. STRENGTH	TEAM	ADJ.	CONF.	ADJ CONF.
Average RPI Loss:	173	RECORD	PCT. RANK	GAMES	SCHEDULE	OF SCHEDULE	RPI	RPI	RPI	RPI
DIV. I ONLY	10- 12	205	4- 6	297	245	265	265	24	24	
DIV. I NON-CONF.	6- 5	153	1- 0	220	209	186	186	22	22	
-----										
TOTALS	RPI 1-25	RPI 26-50	W-L RECORDS	RPI 51-100	RPI 101-999	RPI 201+				
10- 12	0- 0	0- 0	OVERALL	0- 3	10- 9	7- 5				
7- 6	0- 0	0- 0	HOME	0- 2	7- 4	5- 1				
2- 6	0- 0	0- 0	AWAY	0- 0	2- 1	2- 1				
1- 0	0- 0	0- 0	NEUTRAL	0- 0	1- 0	0- 0				
6- 5	0- 0	0- 0	NON-CONFERENCE	0- 2	6- 3	4- 1				
4- 2	0- 0	0- 0	HOME	0- 1	4- 1	3- 0				
1- 3	0- 0	0- 0	AWAY	0- 1	1- 2	1- 1				
1- 0	0- 0	0- 0	NEUTRAL	0- 0	1- 0	0- 0				
4- 7	0- 0	0- 0	CONFERENCE	0- 1	4- 6	3- 4				
3- 4	0- 0	0- 0	HOME	0- 1	3- 3	2- 1				
1- 3	0- 0	0- 0	AWAY	0- 0	1- 3	1- 3				
0- 0	0- 0	0- 0	NEUTRAL	0- 0	0- 0	0- 0				

RPI 1-25				RPI 26-50				RPI 51-100				RPI 101+				Team's RPI: 265
RPI	S	Opponent	Score	RPI	S	Opponent	Score	RPI	S	Opponent	Score	RPI	S	Opponent	Score	
								86	H	Drake	58 65	115	A	Milwaukee	59 61	
								96	A	George Mason	37 56	116	H	Missouri St.	50 56	
								97	H	Butler	45 56	124	H	Cleveland St.	47 56	
												133	H	SIUE	62 47	
												134	N	Northeastern	65 55	
												141	H	Southern Ill.	49 46	
												153	H	UNI	36 58	
												204	A	Oakland	43 64	
												209	H	Eastern Mich.	65 56	
												239	H	Northern Ky.	49 37	
												248	H	Bradley	42 62	
												256	A	Indiana St.	49 52	
												259	H	UMKC	64 53	
												288	A	Valparaiso	50 56	
												288	H	Valparaiso	63 55	
												295	A	Loyola Chicago	59 62	
												295	H	Loyola Chicago	57 49	
												335	A	Long Beach St.	59 51	
												348	A	Evansville	67 43	
LAST 12 Division I GAMES:																
				288	H	Valparaiso	63 55	141	H	Southern Ill.	49 46					
				295	H	Loyola Chicago	57 49	116	H	Missouri St.	50 56					
				153	H	UNI	36 58	295	A	Loyola Chicago	59 62					
				86	H	Drake	58 65	288	A	Valparaiso	50 56					
				256	A	Indiana St.	49 52	248	H	Bradley	42 62					
				348	A	Evansville	67 43	134	N	Northeastern	65 55					

Non-Div I Games:

Illinois St.

Average RPI Win:	294	WON-LOST	WINNING	LAST 10	STRENGTH OF	OPP. STRENGTH	TEAM	ADJ.	CONF.	ADJ CONF.
Average RPI Loss:	167	RECORD	PCT. RANK	GAMES	SCHEDULE	OF SCHEDULE	RPI	RPI	RPI	RPI
DIV. I ONLY	2- 18	333	2- 8	124	328	302	302	25	25	
DIV. I NON-CONF.	0- 10	337	0- 2	12	319	269	269	25	25	
-----										
TOTALS	RPI 1-25	RPI 26-50	W-L RECORDS	RPI 51-100	RPI 101-999	RPI 201+				
2- 18	0- 0	0- 1	OVERALL	0- 3	2- 14	2- 7				
1- 8	0- 0	0- 0	HOME	0- 1	1- 7	1- 5				
1- 10	0- 0	0- 0	AWAY	0- 0	1- 2	1- 1				
0- 0	0- 0	0- 0	NEUTRAL	0- 0	0- 0	0- 0				
0- 10	0- 0	0- 1	NON-CONFERENCE	0- 3	0- 6	0- 2				
0- 3	0- 0	0- 0	HOME	0- 1	0- 2	0- 1				
0- 7	0- 0	0- 1	AWAY	0- 2	0- 4	0- 1				
0- 0	0- 0	0- 0	NEUTRAL	0- 0	0- 0	0- 0				
2- 8	0- 0	0- 0	CONFERENCE	0- 0	2- 8	2- 5				
1- 5	0- 0	0- 0	HOME	0- 0	1- 5	1- 4				
1- 3	0- 0	0- 0	AWAY	0- 0	1- 3	1- 1				
0- 0	0- 0	0- 0	NEUTRAL	0- 0	0- 0	0- 0				

RPI S Opponent	Score	RPI S Opponent	Score	RPI S Opponent	Score	RPI S Opponent	Score
43 A Houston	67 98	55 A Oklahoma St.	35 86	104 A Lamar University	54 77	107 A Rice	43 60
		71 H South Dakota	51 81	120 H Central Ark.	35 57	126 A SFA	49 60
		85 A Utah	31 90	140 A Weber St.	55 79	143 H Texas St.	33 74
				199 A UT Arlington	48 61	221 A Texas Tech	54 80
				223 A New Orleans	50 52	223 H New Orleans	45 72
				257 H A&M-Corpus Christi	58 62	258 H Nicholls St.	64 62
				272 H McNeese	57 66	290 H Massachusetts	45 64
				323 H Houston Baptist	56 58	330 A Sam Houston St.	56 49
-----							
Team's RPI: 302							
LAST 12 Division I GAMES:							
257 H A&M-Corpus Christi	58 62	120 H Central Ark.	35 57				
223 H New Orleans	45 72	330 A Sam Houston St.	56 49				
323 H Houston Baptist	56 58	258 H Nicholls St.	64 62				
223 A New Orleans	50 52	272 H McNeese	57 66				
104 A Lamar University	54 77	221 A Texas Tech	54 80				
126 A SFA	49 60	43 A Houston	67 98				

Non-Div I Games: Mary Hardin-Baylor 76 58

Incarnate Word

Average RPI Loss: 44

DIV. I ONLY	12- 12	170	5- 5	11	20	70	70	3	3
DIV. I NON-CONF.	7- 6	165	1- 0	14	46	77	77	4	4
TOTALS	RPI 1-25	RPI 26-50	W-L RECORDS	RPI 51-100	RPI 101-999	RPI 201+			
12- 12	1- 5	2- 2	OVERALL	2- 4	7- 1	3- 0			
8- 5	1- 2	2- 0	HOME	0- 2	5- 1	2- 0			
3- 5	0- 2	0- 1	AWAY	1- 2	2- 0	1- 0			
1- 2	0- 1	0- 1	NEUTRAL	1- 0	0- 0	0- 0			
7- 6	0- 2	1- 1	NON-CONFERENCE	1- 2	5- 1	3- 0			
4- 3	0- 1	1- 0	HOME	0- 1	3- 1	2- 0			
2- 1	0- 0	0- 0	AWAY	0- 1	2- 0	1- 0			
1- 2	0- 1	0- 1	NEUTRAL	1- 0	0- 0	0- 0			
5- 6	1- 3	1- 1	CONFERENCE	1- 2	2- 0	0- 0			
4- 2	1- 1	1- 0	HOME	0- 1	2- 0	0- 0			
1- 4	0- 2	0- 1	AWAY	1- 1	0- 0	0- 0			
0- 0	0- 0	0- 0	NEUTRAL	0- 0	0- 0	0- 0			

RPI 1-25					RPI 26-50					RPI 51-100					RPI 101+				
RPI	S	Opponent	Score		RPI	S	Opponent	Score		RPI	S	Opponent	Score		RPI	S	Opponent	Score	
4	H	Louisville	59	72	28	N	Virginia	72	82	60	A	Michigan St.	69	65	105	H	Auburn	53	65
5	A	Ohio St.	70	85	34	A	Michigan	79	84	60	H	Michigan St.	46	68	118	A	Yale	72	68
5	H	Ohio St.	62	77	35	H	Purdue	72	54	74	N	UAB	71	63	168	H	Southern U.	64	49
14	H	Rutgers	64	58	46	H	Western Ky.	73	71	79	A	Saint Mary's (CA)	82	88	186	H	Wisconsin	69	55
17	N	Missouri	55	75						81	A	Penn St.	74	77	191	H	Northwestern	78	73
18	A	Maryland	70	74						92	H	Chattanooga	61	64	212	H	Arkansas St.	93	51
LAST 12 Division I GAMES:																			
191	H	Northwestern	78	73	34	A	Michigan	79	84	5	A	Ohio St.	70	85	239	A	Northern Ky.	67	56
14	H	Rutgers	64	58	35	H	Purdue	72	54	60	H	Michigan St.	46	68	251	H	North Texas	68	63
186	H	Wisconsin	69	55	81	A	Penn St.	74	77										
60	A	Michigan St.	69	65	5	A	Ohio St.	70	85										
18	A	Maryland	70	74	60	H	Michigan St.	46	68										
5	H	Ohio St.	62	77	118	A	Yale	72	68										

### Non-Div l Games:

Indiana

Average RPI Win:	288	WON-LOST	WINNING	LAST 10	STRENGTH OF	OPP. STRENGTH	TEAM	ADJ.	CONF.	ADJ CONF.
Average RPI Loss:	126	RECORD	PCT. RANK	GAMES	SCHEDULE	OF SCHEDULE	RPI	RPI	RPI	RPI
DIV. I ONLY	7- 13	258	6- 4	211	216	256	256	24	24	
DIV. I NON-CONF.	1- 9	318	0- 2	77	134	271	271	22	22	
-----										
TOTALS	RPI 1-25	RPI 26-50	W-L RECORDS	RPI 51-100	RPI 101-999	RPI 201+				
7- 13	0- 0	0- 1	OVERALL	0- 6	7- 6	7- 1				
3- 7	0- 0	0- 1	HOME	0- 3	3- 3	3- 0				
3- 5	0- 0	0- 0	AWAY	0- 2	3- 3	3- 1				
1- 1	0- 0	0- 0	NEUTRAL	0- 1	1- 0	1- 0				
1- 9	0- 0	0- 1	NON-CONFERENCE	0- 5	1- 3	1- 1				
0- 5	0- 0	0- 1	HOME	0- 3	0- 1	0- 0				
0- 3	0- 0	0- 0	AWAY	0- 1	0- 2	0- 1				
1- 1	0- 0	0- 0	NEUTRAL	0- 1	1- 0	1- 0				
6- 4	0- 0	0- 0	CONFERENCE	0- 1	6- 3	6- 0				
3- 2	0- 0	0- 0	HOME	0- 0	3- 2	3- 0				
3- 2	0- 0	0- 0	AWAY	0- 1	3- 1	3- 0				
0- 0	0- 0	0- 0	NEUTRAL	0- 0	0- 0	0- 0				

RPI	S	Opponent	Score	RPI	S	Opponent	Score	RPI	S	Opponent	Score	RPI	S	Opponent	Score	Team's RPI: 256
29	H	Central Mich.	67 77	64	A	IUPUI	57 86	116	H	Missouri St.	63 77	141	H	Southern Ill.	45 64	
				71	N	South Dakota	59 71	153	A	UNI	53 59	180	H	Fla. Atlantic	58 66	
				86	A	Drake	64 85	200	A	Illinois	52 81	226	N	Montana	57 45	
				88	H	Saint Louis	59 60	248	H	Bradley	65 50	265	H	Illinois St.	52 49	
				95	H	Miami (OH)	56 68	288	A	Valparaiso	67 54	295	A	Loyola Chicago	73 65	
				97	H	Butler	51 60	315	A	Ill. -Chicago	46 55	348	A	Evansville	66 57	
								348	H	Evansville	56 48					
LAST 12 Division I GAMES:																
348	A	Evansville	66 57	86	A	Drake	64 85									
288	A	Valparaiso	67 54	348	H	Evansville	56 48									
295	A	Loyola Chicago	73 65	141	H	Southern Ill.	45 64									
265	H	Illinois St.	52 49	116	H	Missouri St.	63 77									
248	H	Bradley	65 50	97	H	Butler	51 60									
153	A	UNI	53 59	95	H	Miami (OH)	56 68									

Non-Div I Games: Missouri S&amp;T 84 51

Indiana St.

Average RPI Win:	344	WON-LOST	WINNING	LAST 10	STRENGTH OF	OPP. STRENGTH	TEAM	ADJ.	CONF.	ADJ CONF.
Average RPI Loss:	185	RECORD	PCT. RANK	GAMES	SCHEDULE	OF SCHEDULE	RPI	RPI	RPI	RPI
DIV. I ONLY	1- 22	347	1- 9	209	271	338	338	28	28	
DIV. I NON-CONF.	0- 11	337	0- 0	118	247	326	326	26	26	
-----										
TOTALS	RPI 1-25	RPI 26-50	W-L RECORDS	RPI 51-100	RPI 101-999	RPI 201+				
1- 22	0- 0	0- 1	OVERALL	0- 4	1- 17	1- 10				
1- 10	0- 0	0- 0	HOME	0- 2	1- 8	1- 4				
0- 12	0- 0	0- 1	AWAY	0- 2	0- 9	0- 6				
0- 0	0- 0	0- 0	NEUTRAL	0- 0	0- 0	0- 0				
0- 11	0- 0	0- 1	NON-CONFERENCE	0- 2	0- 8	0- 4				
0- 5	0- 0	0- 0	HOME	0- 1	0- 4	0- 1				
0- 6	0- 0	0- 1	AWAY	0- 1	0- 4	0- 3				
0- 0	0- 0	0- 0	NEUTRAL	0- 0	0- 0	0- 0				
1- 11	0- 0	0- 0	CONFERENCE	0- 2	1- 9	1- 6				
1- 5	0- 0	0- 0	HOME	0- 1	1- 4	1- 3				
0- 6	0- 0	0- 0	AWAY	0- 1	0- 5	0- 3				
0- 0	0- 0	0- 0	NEUTRAL	0- 0	0- 0	0- 0				

RPI 1-25				RPI 26-50				RPI 51-100				RPI 101+				Team's RPI: 338	
RPI	S	Opponent	Score	RPI	S	Opponent	Score	RPI	S	Opponent	Score	RPI	S	Opponent	Score		
				49	A	Duquesne	59 80					110	A	Jacksonville	62 71		
								61	H	Toledo	57 74	136	H	Bucknell	53 60		
								62	A	Quinnipiac	47 90	139	H	Kansas	58 72		
								62	H	Quinnipiac	38 74	170	A	Marist	55 75		
								73	A	Fordham	48 78	175	H	Temple	54 59		
												198	A	Siena	51 64		
												198	H	Siena	48 70		
												210	A	Stony Brook	46 63		
												229	A	Niagara	59 73		
												231	H	Hofstra	43 68		
												252	A	Manhattan	63 67		
												269	H	Rider	49 62		
												276	A	St. Francis Brooklyn	63 72		
												281	A	Arizona	58 71		
												294	H	Canisius	49 53		
												296	A	Monmouth	56 68		
												296	H	Monmouth	56 62		
												344	H	Saint Peter's	52 42		
LAST 12 Division I GAMES:																	
				62	A	Quinnipiac	47 90	252	A	Manhattan	63 67						
				170	A	Marist	55 75	296	H	Monmouth	56 62						
				344	H	Saint Peter's	52 42	62	H	Quinnipiac	38 74						
				269	H	Rider	49 62	198	A	Siena	51 64						
				296	A	Monmouth	56 68	294	H	Canisius	49 53						
				198	H	Siena	48 70	229	A	Niagara	59 73						

Non-Div I Games:

Iona

Average RPI Win:	126	WON-LOST	WINNING	LAST 10	STRENGTH OF	OPP. STRENGTH	TEAM	ADJ.	CONF.	ADJ CONF.
Average RPI Loss:	37	RECORD	PCT. RANK	GAMES	SCHEDULE	OF SCHEDULE	RPI	RPI	RPI	RPI
DIV. I ONLY	18- 6	45	5- 5	17	57	23	23	3	3	
DIV. I NON-CONF.	12- 1	6	1- 0	62	94	17	17	4	4	
-----										
TOTALS	RPI 1-25	RPI 26-50	W-L RECORDS	RPI 51-100	RPI 101-999	RPI 201+				
18- 6	1- 2	2- 1	OVERALL	5- 3	10- 0	2- 0				
10- 3	1- 1	2- 1	HOME	3- 1	4- 0	1- 0				
5- 3	0- 1	0- 0	AWAY	1- 2	4- 0	0- 0				
3- 0	0- 0	0- 0	NEUTRAL	1- 0	2- 0	1- 0				
12- 1	0- 1	1- 0	NON-CONFERENCE	3- 0	8- 0	2- 0				
7- 1	0- 1	1- 0	HOME	2- 0	4- 0	1- 0				
2- 0	0- 0	0- 0	AWAY	0- 0	2- 0	0- 0				
3- 0	0- 0	0- 0	NEUTRAL	1- 0	2- 0	1- 0				
6- 5	1- 1	1- 1	CONFERENCE	2- 3	2- 0	0- 0				
3- 2	1- 0	1- 1	HOME	1- 1	0- 0	0- 0				
3- 3	0- 1	0- 0	AWAY	1- 2	2- 0	0- 0				
0- 0	0- 0	0- 0	NEUTRAL	0- 0	0- 0	0- 0				

RPI	S	Opponent	Score	RPI	S	Opponent	Score	RPI	S	Opponent	Score	RPI	S	Opponent	Score
5	H	Ohio St.	103 89	34	H	Michigan	82 72	52	A	Minnesota	72 77	109	H	Western Mich.	79 56
6	H	Florida St.	93 94	35	H	Purdue	70 76	52	H	Minnesota	92 84	117	A	Iowa St.	61 55
18	A	Maryland	64 80	46	H	Western Ky.	104 97	56	A	Nebraska	65 74	135	H	Northern Ill.	105 80
								56	H	Nebraska	74 92	153	A	UNI	71 47
								60	A	Michigan St.	71 68	167	H	Samford	80 59
								62	H	Quinnipiac	83 67	176	N	Charlotte	77 64
								67	N	Elon	74 61	186	A	Wisconsin	56 46
								86	H	Drake	79 66	200	A	Illinois	84 71
												275	N	Morgan St.	90 46
												337	H	Ark.-Pine Bluff	85 45
LAST 12 Division I GAMES:															
52	H	Minnesota	92 84	35	H	Purdue	70 76	200	A	Illinois	84 71				
60	A	Michigan St.	71 68	18	A	Maryland	64 80	18	A	Maryland	64 80				
56	H	Nebraska	74 92	34	H	Michigan	82 72	34	H	Michigan	82 72				
5	H	Ohio St.	103 89	72	A	Wisconsin	56 46	72	A	Wisconsin	56 46				
52	A	Minnesota	72 77	86	H	Drake	79 66	86	H	Drake	79 66				
56	A	Nebraska	65 74												

Non-Div I Games:

Iowa

Average RPI Win:	177	WON-LOST	WINNING	LAST 10	STRENGTH OF	OPP. STRENGTH	TEAM	ADJ.	CONF.	ADJ CONF.
Average RPI Loss:	55	RECORD	PCT. RANK	GAMES	SCHEDULE	OF SCHEDULE	RPI	RPI	RPI	RPI
DIV. I ONLY	10- 13	215	3- 7	46	27	117	117	5	5	
DIV. I NON-CONF.	6- 5	153	0- 0	200	51	171	171	5	5	
-----										
TOTALS	RPI 1-25	RPI 26-50	W-L RECORDS	RPI 51-100	RPI 101-999	RPI 201+				
10- 13	0- 4	0- 2	OVERALL	4- 5	6- 2	5- 0				
6- 6	0- 2	0- 1	HOME	1- 3	5- 0	4- 0				
3- 6	0- 2	0- 0	AWAY	2- 2	1- 2	1- 0				
1- 1	0- 0	0- 1	NEUTRAL	1- 0	0- 0	0- 0				
6- 5	0- 1	0- 1	NON-CONFERENCE	2- 1	4- 2	4- 0				
5- 1	0- 1	0- 0	HOME	1- 0	4- 0	4- 0				
0- 3	0- 0	0- 0	AWAY	0- 1	0- 2	0- 0				
1- 1	0- 0	0- 1	NEUTRAL	1- 0	0- 0	0- 0				
4- 8	0- 3	0- 1	CONFERENCE	2- 4	2- 0	1- 0				
1- 5	0- 1	0- 1	HOME	0- 3	1- 0	0- 0				
3- 3	0- 2	0- 0	AWAY	2- 1	1- 0	1- 0				
0- 0	0- 0	0- 0	NEUTRAL	0- 0	0- 0	0- 0				

RPI 1-25				RPI 26-50				RPI 51-100				RPI 101+ Team's RPI: 117			
RPI	S	Opponent	Score	RPI	S	Opponent	Score	RPI	S	Opponent	Score	RPI	S	Opponent	Score
9	A	Bayl or	49 89	29	N	Central Mich.	60 81	53	A	West Virginia	49 57	123	A	Vanderbilt	74 77
9	H	Bayl or	50 79	30	H	Oklahoma	69 74	53	H	West Virginia	59 69	139	H	Kansas	71 69
10	A	Texas	55 87					54	H	TCU	52 75	153	A	UNI	53 57
23	H	Iowa	55 61					55	A	Oklahoma St.	78 69	221	A	Texas Tech	66 54
								71	H	South Dakota	81 76	243	H	UC Riverside	89 66
								86	A	Drake	80 83	258	H	Nicholls St.	75 47
								89	A	Kansas St.	80 45	259	H	UMKC	61 45
								89	H	Kansas St.	60 67	334	H	N.C. Central	99 58
								98	N	Tulane	67 64				
LAST 12 Division I GAMES:															
89	A	Kansas St.	80 45	221	A	Texas Tech	66 54	89	H	Kansas St.	60 67				
54	H	TCU	52 75	53	A	West Virginia	49 57	9	A	Bayl or	49 89				
10	A	Texas	55 87	30	H	Oklahoma	69 74	139	H	Kansas	71 69				
55	A	Oklahoma St.	78 69												
53	H	West Virginia	59 69												
9	H	Bayl or	50 79												

Non-Div I Games:

Iowa St.

Average RPI Win:	298	WON-LOST	WINNING	LAST 10	STRENGTH OF	OPP. STRENGTH	TEAM	ADJ.	CONF.	ADJ CONF.
Average RPI Loss:	241	RECORD	PCT. RANK	GAMES	SCHEDULE	OF SCHEDULE	RPI	RPI	RPI	RPI
DIV. I ONLY	9- 7	142	6- 4	349	338	309	309	32	32	
DIV. I NON-CONF.	2- 3	214	0- 0	349	250	346	346	32	32	
-----										
TOTALS	RPI 1-25	RPI 26-50	W-L RECORDS	RPI 51-100	RPI 101-999	RPI 201+				
9- 7	0- 0	0- 0	OVERALL	0- 0	9- 7	9- 4				
5- 3	0- 0	0- 0	HOME	0- 0	5- 3	5- 2				
4- 4	0- 0	0- 0	AWAY	0- 0	4- 0	4- 0				
0- 0	0- 0	0- 0	NEUTRAL	0- 0	0- 0	0- 0				
2- 3	0- 0	0- 0	NON-CONFERENCE	0- 0	2- 3	2- 2				
0- 1	0- 0	0- 0	HOME	0- 0	0- 1	0- 1				
2- 2	0- 0	0- 0	AWAY	0- 0	2- 2	2- 1				
0- 0	0- 0	0- 0	NEUTRAL	0- 0	0- 0	0- 0				
7- 4	0- 0	0- 0	CONFERENCE	0- 0	7- 4	7- 2				
5- 2	0- 0	0- 0	HOME	0- 0	5- 2	5- 1				
2- 2	0- 0	0- 0	AWAY	0- 0	2- 2	2- 1				
0- 0	0- 0	0- 0	NEUTRAL	0- 0	0- 0	0- 0				

RPI 1-25				RPI 26-50				RPI 51-100				RPI 101+				Team's RPI: 309
RPI	S	Opponent	Score	RPI	S	Opponent	Score	RPI	S	Opponent	Score	RPI	S	Opponent	Score	
												168	A	Southern U.	76	86
												168	H	Southern U.	58	68
												179	A	Memphi s	53	64
												244	H	Grambl ing	82	70
												245	H	Texas Southern	74	77
												258	H	Nichol l s St.	64	90
												262	H	Prai rie Vi ew	70	61
												279	A	Al corn	74	51
												279	H	Al corn	94	69
												306	H	Al abama A&M	59	43
												315	A	Ill . -Chi cago	76	63
												317	H	Al abama St.	70	61
												330	A	Sam Houston St.	68	74
												337	A	Ark. -Pi ne Bl uff	60	54
												341	A	Mi ssi ssi ppi Val .	61	72
												345	A	Chi cago St.	87	69
LAST 12 Division I GAMES:																
				168	H	Southern U.	58	68	245	H	Texas Southern	74	77			
				279	H	Al corn	94	69	168	A	Southern U.	76	86			
				337	A	Ark. -Pi ne Bl uff	60	54	279	A	Al corn	74	51			
				341	A	Mi ssi ssi ppi Val .	61	72	306	H	Al abama A&M	59	43			
				244	H	Grambl ing	82	70	317	H	Al abama St.	70	61			
				262	H	Prai rie Vi ew	70	61	179	A	Memphi s	53	64			

Non-Div I Games: Philander Smith 88 56 Millsaps 79 41 LSU-Shreveport 85 86 Spring Hill 77 50 Jackson St.



Average RPI Win:	252	WON-LOST	WINNING	LAST 10	STRENGTH OF	OPP. STRENGTH	TEAM	ADJ.	CONF.	ADJ CONF.
Average RPI Loss:	81	RECORD	PCT. RANK	GAMES	SCHEDULE	OF SCHEDULE	RPI	RPI	RPI	RPI
DIV. I ONLY	13- 7	94	7- 3	236	197	110	110	22	22	
DIV. I NON-CONF.	7- 5	132	2- 1	236	182	114	114	21	21	
-----										
TOTALS	RPI 1-25	RPI 26-50	W-L RECORDS	RPI 51-100	RPI 101-999	RPI 201+				
13- 7	0- 2	0- 2	OVERALL	0- 1	13- 2	10- 0				
6- 1	0- 0	0- 1	HOME	0- 0	6- 0	5- 0				
6- 6	0- 2	0- 1	AWAY	0- 1	6- 2	4- 0				
1- 0	0- 0	0- 0	NEUTRAL	0- 0	1- 0	1- 0				
7- 5	0- 2	0- 0	NON-CONFERENCE	0- 1	7- 2	5- 0				
3- 0	0- 0	0- 0	HOME	0- 0	3- 0	3- 0				
3- 5	0- 2	0- 0	AWAY	0- 1	3- 2	1- 0				
1- 0	0- 0	0- 0	NEUTRAL	0- 0	1- 0	1- 0				
6- 2	0- 0	0- 2	CONFERENCE	0- 0	6- 0	5- 0				
3- 1	0- 0	0- 1	HOME	0- 0	3- 0	2- 0				
3- 1	0- 0	0- 1	AWAY	0- 0	3- 0	3- 0				
0- 0	0- 0	0- 0	NEUTRAL	0- 0	0- 0	0- 0				

RPI 1-25					RPI 26-50					RPI 51-100					RPI 101+					Team's RPI: 110				
RPI	S	Opponent	Score		RPI	S	Opponent	Score		RPI	S	Opponent	Score		RPI	S	Opponent	Score						
6	A	Florida St.	50	82	39	A	FGCU	58	63	99	A	Al abama	60	75	102	A	South Ala.	60	58					
19	A	NC State	44	64	39	H	FGCU	63	65						130	A	Bethune-Cookman	68	58					
																				156	H	Stetson	73	63
																				173	A	Florida	59	69
																				194	A	Troy	88	89
																				230	A	North Florida	66	48
																				239	N	Northern Ky.	61	49
																				258	A	Nicholls St.	69	61
																				260	H	Lipscomb	70	48
																				293	H	Kennesaw St.	84	49
																				296	H	Monmouth	74	65
																				297	A	USC Upstate	71	45
																				338	H	Iona	71	62
																				340	H	Savannah St.	74	46
																				342	A	NJIT	88	58
LAST 12 Division I GAMES:																								
39	H	FGCU	63	65	260	H	Lipscomb	70	48															
156	H	Stetson	73	63	230	A	North Florida	66	48															
39	A	FGCU	58	63	340	H	Savannah St.	74	46															
297	A	USC Upstate	71	45	6	A	Florida St.	50	82															
342	A	NJIT	88	58	239	N	Northern Ky.	61	49															
293	H	Kennesaw St.	84	49	130	A	Bethune-Cookman	68	58															

Non-Div I Games: Flagler 79 52 Webber Int'l 64 43 Edward Waters 79 58

Jacksonville

Average RPI Win:	272	WON-LOST	WINNING	LAST 10	STRENGTH OF	OPP. STRENGTH	TEAM	ADJ.	CONF.	ADJ CONF.
Average RPI Loss:	154	RECORD	PCT. RANK	GAMES	SCHEDULE	OF SCHEDULE	RPI	RPI	RPI	RPI
DIV. I ONLY	12- 9	131	6- 4	244	312	174	174	26	26	
DIV. I NON-CONF.	4- 5	202	0- 0	238	220	209	209	27	27	
-----										
TOTALS	RPI 1-25	RPI 26-50	W-L RECORDS	RPI 51-100	RPI 101-999	RPI 201+				
12- 9	0- 1	0- 0	OVERALL	0- 3	12- 5	12- 3				
7- 2	0- 1	0- 0	HOME	0- 0	7- 1	7- 1				
4- 7	0- 0	0- 0	AWAY	0- 3	4- 0	4- 0				
1- 0	0- 0	0- 0	NEUTRAL	0- 0	1- 0	1- 0				
4- 5	0- 1	0- 0	NON-CONFERENCE	0- 2	4- 2	4- 1				
2- 1	0- 1	0- 0	HOME	0- 0	2- 0	2- 0				
1- 4	0- 0	0- 0	AWAY	0- 2	1- 2	1- 1				
1- 0	0- 0	0- 0	NEUTRAL	0- 0	1- 0	1- 0				
8- 4	0- 0	0- 0	CONFERENCE	0- 1	8- 3	8- 2				
5- 1	0- 0	0- 0	HOME	0- 0	5- 1	5- 1				
3- 3	0- 0	0- 0	AWAY	0- 1	3- 2	3- 1				
0- 0	0- 0	0- 0	NEUTRAL	0- 0	0- 0	0- 0				

RPI 1-25				RPI 26-50				RPI 51-100				RPI 101+ Team's RPI: 174			
RPI	S	Opponent	Score	RPI	S	Opponent	Score	RPI	S	Opponent	Score	RPI	S	Opponent	Score
6	H	Florida St.	51 75					68	A	Belmont	55 71	133	A	SIUE	41 65
								94	A	Seton Hall	54 73	149	A	Clemson	45 53
								95	A	Miami (OH)	55 58	211	H	UT Martin	57 61
												215	A	Morehead St.	67 65
												215	H	Morehead St.	70 64
												219	N	East Carolina	82 73
												220	H	Southeast Mo. St.	55 48
												223	A	New Orleans	59 54
												227	H	Austin Peay	65 47
												306	H	Alabama A&M	49 33
												307	H	Murray St.	97 65
												312	A	Eastern Ky.	44 48
												312	H	Eastern Ky.	65 51
												316	A	Georgia St.	41 55
												332	H	Rhode Island	63 53
												336	A	Tennessee St.	75 56
												347	A	Eastern Ill.	59 50
-----															
LAST 12 Division I GAMES:															
133	A	SIUE	41 65	227	H	Austin Peay	65 47								
347	A	Eastern Ill.	59 50	307	H	Murray St.	97 65								
220	H	Southeast Mo. St.	55 48	68	A	Belmont	55 71								
211	H	UT Martin	57 61	336	A	Tennessee St.	75 56								
312	A	Eastern Ky.	44 48	215	H	Morehead St.	70 64								
215	A	Morehead St.	67 65	312	H	Eastern Ky.	65 51								

Non-Div I Games: Stillman 93 38 Brewton-Parker 103 44

Jacksonville St.

Loss, 
Non-Conf, 
S Site, 
H Home
A Away 
N Neutral

Average RPI	Win: 207	WON-LOST	WINNING	LAST 10	STRENGTH OF	OPP. STRENGTH	TEAM	ADJ.	CONF.	ADJ CONF.
Average RPI	Loss: 51	RECORD	PCT. RANK	GAMES	SCHEDULE	OF SCHEDULE	RPI	RPI	RPI	RPI
DIV. I ONLY	14- 8	96	9- 1	77	99	82	82	10	10	
DIV. I NON-CONF.	4- 7	226	1- 0	53	23	155	155	12	12	
-----										
TOTALS	RPI 1-25	RPI 26-50	W-L RECORDS	RPI 51-100	RPI 101-999	RPI 201+				
14- 8	0- 3	0- 2	OVERALL	2- 2	12- 1	9- 0				
8- 3	0- 2	0- 0	HOME	2- 0	6- 1	5- 0				
6- 4	0- 1	0- 1	AWAY	0- 2	6- 0	4- 0				
0- 1	0- 0	0- 1	NEUTRAL	0- 0	0- 0	0- 0				
4- 7	0- 3	0- 2	NON-CONFERENCE	0- 1	4- 1	3- 0				
3- 3	0- 2	0- 0	HOME	0- 0	3- 1	2- 0				
1- 3	0- 1	0- 1	AWAY	0- 1	1- 0	1- 0				
0- 1	0- 0	0- 1	NEUTRAL	0- 0	0- 0	0- 0				
10- 1	0- 0	0- 0	CONFERENCE	2- 1	8- 0	6- 0				
5- 0	0- 0	0- 0	HOME	2- 0	3- 0	3- 0				
5- 1	0- 0	0- 0	AWAY	0- 1	5- 0	3- 0				
0- 0	0- 0	0- 0	NEUTRAL	0- 0	0- 0	0- 0				

RPI 1-25				RPI 26-50				RPI 51-100				RPI 101+			
RPI	S	Opponent	Score	RPI	S	Opponent	Score	RPI	S	Opponent	Score	RPI	S	Opponent	Score
6	H	Florida St.	63 79	26	N	Villanova	57 60	57	H	Drexel	56 48	101	H	Liberty	58 47
11	A	Tennessee	60 89	44	A	Dayton	54 82	59	A	St. John's (NY)	64 81	134	A	Northeastern	60 57
14	H	Rutgers	63 76					67	A	Elon	43 50	137	A	William & Mary	86 41
								67	H	Elon	70 67	183	H	Saint Joseph's	66 73
												231	A	Hofstra	55 42
												231	H	Hofstra	73 56
												261	A	Col. of Charleston	67 45
												261	H	Col. of Charleston	67 53
												263	H	Towson	69 45
												264	A	UNCW	63 48
												282	H	Bryant	67 36
												287	A	Vermont	68 56
												319	H	Wagner	68 45
-----															
Team's RPI: 82															
LAST 12 Division I GAMES:															
67	A	Elon	43 50	67	H	Elon	70 67	57	H	Drexel	56 48	263	H	Towson	69 45
137	A	William & Mary	86 41	57	H	Drexel	56 48	134	A	Northeastern	60 57	231	A	Hofstra	55 42
261	H	Col. of Charleston	67 53	263	H	Towson	69 45	231	A	Hofstra	55 42	282	H	Bryant	67 36
231	H	Hofstra	73 56	282	H	Bryant	67 36								
264	A	UNCW	63 48												
261	A	Col. of Charleston	67 45												

Non-Div I Games:

James Madison

Average RPI	Win:	202	WON-LOST	WINNING	LAST 10	STRENGTH OF	OPP. STRENGTH	TEAM	ADJ.	CONF.	ADJ CONF.
Average RPI	Loss:	64	RECORD	PCT. RANK	GAMES	SCHEDULE	OF SCHEDULE	RPI	RPI	RPI	RPI
DIV. I ONLY		11- 12	186	1- 9	70	65	139	139	5	5	
DIV. I NON-CONF.		9- 2	34	0- 0	214	228	87	87	5	5	
-----											
TOTALS	RPI 1-25		RPI 26-50		W-L RECORDS		RPI 51-100		RPI 101-999		RPI 201+
11- 12	0- 3		0- 1		OVERALL		2- 6		9- 2		7- 1
9- 6	0- 2		0- 0		HOME		2- 3		7- 1		5- 1
2- 6	0- 1		0- 1		AWAY		0- 3		2- 1		2- 0
0- 0	0- 0		0- 0		NEUTRAL		0- 0		0- 0		0- 0
9- 2	0- 0		0- 0		NON-CONFERENCE		1- 2		8- 0		6- 0
8- 1	0- 0		0- 0		HOME		1- 1		7- 0		5- 0
1- 1	0- 0		0- 0		AWAY		0- 1		1- 0		1- 0
0- 0	0- 0		0- 0		NEUTRAL		0- 0		0- 0		0- 0
2- 10	0- 3		0- 1		CONFERENCE		1- 4		1- 2		1- 1
1- 5	0- 2		0- 0		HOME		1- 2		0- 1		0- 1
1- 5	0- 1		0- 1		AWAY		0- 2		1- 1		1- 0
0- 0	0- 0		0- 0		NEUTRAL		0- 0		0- 0		0- 0

RPI	S	Opponent	Score	RPI	S	Opponent	Score	RPI	S	Opponent	Score	RPI	S	Opponent	Score	Team's RPI: 139
9	H	Bayl or	48 <b>83</b>	30	A	Okl ahoma	64 <b>97</b>	53	H	West Vi rgi ni a	54 <b>74</b>	107	H	Ri ce	73 65	
10	A	Texas	62 <b>79</b>					54	A	TCU	66 <b>76</b>	117	A	Iowa St.	69 <b>71</b>	
10	H	Texas	41 <b>55</b>					54	H	TCU	86 <b>77</b>	118	H	Yale	81 75	
								55	A	Okl ahoma St.	63 <b>92</b>	220	H	Southeast Mo. St.	51 50	
								56	H	Nebraska	49 <b>66</b>	221	A	Texas Tech	60 47	
								59	A	St. John' s (NY)	53 <b>65</b>	221	H	Texas Tech	56 <b>68</b>	
								87	H	Arkansas	71 60	245	H	Texas Southern	72 37	
								89	H	Kansas St.	59 <b>63</b>	247	H	Campbell	66 48	
												259	H	UMKC	63 48	
												328	H	Delaware St.	81 49	
												338	A	Iona	72 58	
-----																
LAST 12 Division I GAMES:																
55	A	Okl ahoma St.	63 <b>92</b>	10	A	Texas	62 <b>79</b>	53	H	West Vi rgi ni a	54 <b>74</b>	9	H	Bayl or	48 <b>83</b>	
10	H	Texas	41 <b>55</b>	53	H	West Vi rgi ni a	54 <b>74</b>	221	A	Texas Tech	60 47	54	A	TCU	86 <b>77</b>	
89	H	Kansas St.	59 <b>63</b>	9	H	Bayl or	48 <b>83</b>	54	H	TCU	86 <b>77</b>	117	A	Iowa St.	69 <b>71</b>	
30	A	Okl ahoma	64 <b>97</b>	221	A	Texas Tech	60 47									
54	A	TCU	66 <b>76</b>	54	H	TCU	86 <b>77</b>									
221	H	Texas Tech	56 <b>68</b>	117	A	Iowa St.	69 <b>71</b>									

Non-Div I Games:

Kansas

Average RPI Win:	172	WON-LOST	WINNING	LAST 10	STRENGTH OF	OPP. STRENGTH	TEAM	ADJ.	CONF.	ADJ CONF.
Average RPI Loss:	45	RECORD	PCT. RANK	GAMES	SCHEDULE	OF SCHEDULE	RPI	RPI	RPI	RPI
DIV. I ONLY	12- 11	165	4- 6	31	62	89	89	5	5	
DIV. I NON-CONF.	8- 3	65	0- 0	134	237	89	89	5	5	
-----										
TOTALS	RPI 1-25	RPI 26-50	W-L RECORDS	RPI 51-100	RPI 101-999	RPI 201+				
12- 11	0- 5	0- 2	OVERALL	3- 2	9- 2	4- 0				
7- 6	0- 2	0- 1	HOME	1- 1	6- 2	3- 0				
4- 4	0- 2	0- 1	AWAY	1- 1	3- 0	1- 0				
1- 1	0- 1	0- 0	NEUTRAL	1- 0	0- 0	0- 0				
8- 3	0- 2	0- 0	NON-CONFERENCE	1- 0	7- 1	4- 0				
6- 1	0- 0	0- 0	HOME	0- 0	6- 1	3- 0				
1- 1	0- 1	0- 0	AWAY	0- 0	1- 0	1- 0				
1- 1	0- 1	0- 0	NEUTRAL	1- 0	0- 0	0- 0				
4- 8	0- 3	0- 2	CONFERENCE	2- 2	2- 1	0- 0				
1- 5	0- 2	0- 1	HOME	1- 1	0- 1	0- 0				
3- 3	0- 1	0- 1	AWAY	1- 1	2- 0	0- 0				
0- 0	0- 0	0- 0	NEUTRAL	0- 0	0- 0	0- 0				

RPI 1-25				RPI 26-50				RPI 51-100				RPI 101+			
RPI	S	Opponent	Score	RPI	S	Opponent	Score	RPI	S	Opponent	Score	RPI	S	Opponent	Score
8	N	UCLA	55 64	30	A	Oklahoma	49 68	53	A	West Virginia	60 52	117	A	Iowa St.	67 60
9	A	Baylor	50 75	30	H	Oklahoma	71 76	54	H	TCU	63 68	117	H	Iowa St.	45 80
9	H	Baylor	58 88					55	A	Oklahoma St.	68 76	126	H	Little Rock	66 51
10	H	Texas	64 75					55	H	Oklahoma St.	80 64	126	H	SFA	74 49
17	A	Missouri	59 73					81	N	Penn St.	70 65	139	A	Kansas	63 59
Team's RPI: 89															
-----															
LAST 12 Division I GAMES:															
117	H	Iowa St.	45 80	55	H	Oklahoma St.	80 64	117	A	Iowa St.	67 60	10	H	Texas	64 75
30	A	Oklahoma	49 68	53	A	West Virginia	60 52	55	A	Oklahoma St.	68 76	9	A	Baylor	50 75
139	A	Kansas	63 59	54	H	TCU	63 68	81	N	Penn St.	70 65	9	H	Baylor	58 88
54	H	TCU	63 68	30	H	Oklahoma	71 76								

Non-Div I Games:

Kansas St.

Average RPI Win:	278	WON-LOST	WINNING	LAST 10	STRENGTH OF	OPP. STRENGTH	TEAM	ADJ.	CONF.	ADJ CONF.
Average RPI Loss:	159	RECORD	PCT. RANK	GAMES	SCHEDULE	OF SCHEDULE	RPI	RPI	RPI	RPI
DIV. I ONLY	5- 13	284	3- 7	298	159	293	293	22	22	
DIV. I NON-CONF.	3- 7	254	2- 1	254	86	247	247	21	21	
-----										
TOTALS	RPI 1-25	RPI 26-50	W-L RECORDS	RPI 51-100	RPI 101-999	RPI 201+				
5- 13	0- 1	0- 1	OVERALL	0- 2	5- 9	4- 5				
3- 4	0- 0	0- 1	HOME	0- 0	3- 3	2- 3				
2- 7	0- 0	0- 0	AWAY	0- 1	2- 6	2- 2				
0- 2	0- 1	0- 0	NEUTRAL	0- 1	0- 0	0- 0				
3- 7	0- 1	0- 0	NON-CONFERENCE	0- 2	3- 4	3- 1				
1- 1	0- 0	0- 0	HOME	0- 0	1- 1	1- 1				
2- 4	0- 0	0- 0	AWAY	0- 1	2- 3	2- 0				
0- 2	0- 1	0- 0	NEUTRAL	0- 1	0- 0	0- 0				
2- 6	0- 0	0- 1	CONFERENCE	0- 0	2- 5	1- 4				
2- 3	0- 0	0- 1	HOME	0- 0	2- 2	1- 2				
0- 3	0- 0	0- 0	AWAY	0- 0	0- 3	0- 2				
0- 0	0- 0	0- 0	NEUTRAL	0- 0	0- 0	0- 0				

RPI 1-25				RPI 26-50				RPI 51-100				RPI 101+ Team's RPI: 293			
RPI	S	Opponent	Score	RPI	S	Opponent	Score	RPI	S	Opponent	Score	RPI	S	Opponent	Score
18	N	Maryland	35 89	39	H	FGCU	57 78	65	A	Georgia Tech	48 86	110	A	Jacksonville	49 84
								76	N	Maine	39 75	121	A	Ole Miss	63 92
												149	A	Clemson	28 41
												156	H	Stetson	66 49
												188	A	Furman	59 78
												219	H	East Carolina	56 66
												230	A	North Florida	72 77
												255	A	Presbyterian	60 51
												260	H	Lipscomb	62 64
												297	A	USC Upstate	61 65
												297	H	USC Upstate	64 70
												316	H	Georgia St.	71 61
												320	A	Ga. Southern	60 58
												342	H	NJIT	80 65
LAST 12 Division I GAMES:															
297	H	USC Upstate	64 70	230	A	North Florida	72 77								
342	H	NJIT	80 65	260	H	Lipscomb	62 64								
297	A	USC Upstate	61 65	320	A	Ga. Southern	60 58								
156	H	Stetson	66 49	219	H	East Carolina	56 66								
39	H	FGCU	57 78	316	H	Georgia St.	71 61								
110	A	Jacksonville	49 84	76	N	Maine	39 75								

Non-Div I Games: Middle Ga. St. 81 65

Kennesaw St.

Average RPI Win:	214	WON-LOST	WINNING	LAST 10	STRENGTH OF	OPP. STRENGTH	TEAM	ADJ.	CONF.	ADJ CONF.
Average RPI Loss:	89	RECORD	PCT. RANK	GAMES	SCHEDULE	OF SCHEDULE	RPI	RPI	RPI	RPI
DIV. I ONLY	11- 12	186	3- 7	145	94	138	138	7	7	
DIV. I NON-CONF.	7- 5	132	1- 0	173	96	110	110	8	8	
-----										
TOTALS	RPI 1-25	RPI 26-50	W-L RECORDS	RPI 51-100	RPI 101-999	RPI 201+				
11- 12	0- 1	0- 5	OVERALL	1- 1	10- 5	7- 1				
3- 4	0- 0	0- 1	HOME	0- 1	3- 2	2- 0				
6- 5	0- 0	0- 0	AWAY	1- 0	5- 1	4- 0				
2- 3	0- 1	0- 2	NEUTRAL	0- 0	2- 0	1- 0				
7- 5	0- 1	0- 3	NON-CONFERENCE	0- 1	7- 0	5- 0				
1- 1	0- 0	0- 0	HOME	0- 1	1- 0	1- 0				
4- 1	0- 0	0- 1	AWAY	0- 0	4- 0	3- 0				
2- 3	0- 1	0- 2	NEUTRAL	0- 0	2- 0	1- 0				
4- 7	0- 0	0- 2	CONFERENCE	1- 0	3- 5	2- 1				
2- 3	0- 0	0- 1	HOME	0- 0	2- 2	1- 0				
2- 4	0- 0	0- 1	AWAY	1- 0	1- 3	1- 1				
0- 0	0- 0	0- 0	NEUTRAL	0- 0	0- 0	0- 0				

RPI 1-25				RPI 26-50				RPI 51-100				RPI 101+ Team's RPI: 138			
RPI	S	Opponent	Score	RPI	S	Opponent	Score	RPI	S	Opponent	Score	RPI	S	Opponent	Score
12	N	Stanford	54 79	29	A	Central Mi ch.	84 88	61	A	Toledo	62 55	109	H	Western Mi ch.	61 66
				34	A	Mi chi gan	41 54	93	H	Wright St.	60 72	135	A	Northern Ill.	79 81
				39	N	FGCU	62 80					135	H	Northern Ill.	62 72
				40	H	Ball St.	58 79					148	A	Robert Morris	46 31
				42	N	Gonzaga	57 77					179	N	Memphis	70 55
												181	A	Bowling Green	50 60
												181	H	Bowling Green	81 57
												209	A	Eastern Mi ch.	67 60
												209	H	Eastern Mi ch.	76 69
												218	A	Akron	60 75
												225	A	Youngstown St.	55 44
												239	A	Northern Ky.	59 54
												284	N	Southeastern La.	81 60
												310	H	Detroit Mercy	82 74
												312	A	Eastern Ky.	65 57
-----															
LAST 12 Division I GAMES:															
135	H	Northern Ill.	62 72	29	A	Central Mi ch.	84 88	209	H	Eastern Mi ch.	76 69	109	H	Western Mi ch.	61 66
181	H	Bowling Green	81 57									135	A	Northern Ill.	79 81
218	A	Akron	60 75									209	A	Eastern Mi ch.	67 60
61	A	Toledo	62 55									148	A	Robert Morris	46 31
40	H	Ball St.	58 79												
181	A	Bowling Green	50 60												

Non-Div I Games:

Kent St.

Average RPI Loss: 40

DIV. I ONLY	12- 12	170	4- 6	51	61	108	108	2	2
DIV. I NON-CONF.	8- 6	143	0- 2	119	150	122	122	2	2
TOTALS	RPI 1-25	RPI 26-50	W-L RECORDS	RPI 51-100	RPI 101-999	RPI 201+			
12- 12	0- 7	0- 3	OVERALL	3- 0	9- 2	7- 0			
8- 6	0- 5	0- 1	HOME	1- 0	7- 0	6- 0			
4- 6	0- 2	0- 2	AWAY	2- 0	2- 2	1- 0			
0- 0	0- 0	0- 0	NEUTRAL	0- 0	0- 0	0- 0			
8- 6	0- 2	0- 3	NON-CONFERENCE	1- 0	7- 1	7- 0			
6- 2	0- 1	0- 1	HOME	0- 0	6- 0	6- 0			
2- 4	0- 1	0- 2	AWAY	1- 0	1- 1	1- 0			
0- 0	0- 0	0- 0	NEUTRAL	0- 0	0- 0	0- 0			
4- 6	0- 5	0- 0	CONFERENCE	2- 0	2- 1	0- 0			
2- 4	0- 4	0- 0	HOME	1- 0	1- 0	0- 0			
2- 2	0- 1	0- 0	AWAY	1- 0	1- 1	0- 0			
0- 0	0- 0	0- 0	NEUTRAL	0- 0	0- 0	0- 0			

RPI 1-25					
RPI	S	Opponent	Score		
4	H	Louisville	63	87	
9	A	Baylor	63	90	
11	H	Tennessee	49	63	
15	A	Texas A&M	70	74	
20	H	Georgia	42	56	
21	H	South Carolina	64	81	
25	H	LSU	70	72	

RPI 26-50					
RPI	S	Opponent	Score		
36	H	California	52	62	
39	A	FGCU	64	70	
50	A	Miami (FL)	54	65	

RPI 51-100					
RPI	S	Opponent	Score		
83	A	Washington St.	73	68	
87	A	Arkansas	76	65	
99	H	Alabama	79	54	

Team's RPI: 101+					
RPI	S	Opponent	Score		
105	H	Auburn	65	48	
123	A	Vanderbilt	55	70	
131	A	Middle Tenn.	57	62	
173	A	Florida	56	53	
215	H	Morehead St.	86	53	
217	H	Gardner-Webb	72	34	
226	A	Montana	71	54	
285	H	Sacramento St.	101	70	
329	H	Tennessee Tech	82	54	
331	H	Marshall	69	39	
348	H	Evansville	100	62	

LAST 12 Division I GAMES:					
25	H	LSU	70	72	
105	H	Auburn	65	48	
87	A	Arkansas	76	65	
99	H	Alabama	79	54	
21	H	South Carolina	64	81	
123	A	Vanderbilt	55	70	
173	A	Florida	56	53	
20	H	Georgia	42	56	
15	A	Texas A&M	70	74	
11	H	Tennessee	49	63	
131	A	Middle Tenn.	57	62	
36	H	California	52	62	

Kentucky



Average RPI Win:	292	WON-LOST	WINNING	LAST 10	STRENGTH OF	OPP. STRENGTH	TEAM	ADJ.	CONF.	ADJ CONF.
Average RPI Loss:	187	RECORD	PCT. RANK	GAMES	SCHEDULE	OF SCHEDULE	RPI	RPI	RPI	RPI
DIV. I ONLY	9- 13	225	4- 6	316	322	277	277	29	29	
DIV. I NON-CONF.	4- 7	226	0- 1	270	298	266	266	29	29	
-----										
TOTALS	RPI 1-25	RPI 26-50	W-L RECORDS	RPI 51-100	RPI 101-999	RPI 201+				
9- 13	0- 0	0- 1	OVERALL	0- 2	9- 10	8- 6				
5- 5	0- 0	0- 1	HOME	0- 1	5- 3	4- 3				
4- 8	0- 0	0- 0	AWAY	0- 0	4- 0	4- 0				
0- 0	0- 0	0- 0	NEUTRAL	0- 0	0- 0	0- 0				
4- 7	0- 0	0- 1	NON-CONFERENCE	0- 2	4- 4	3- 2				
2- 3	0- 0	0- 1	HOME	0- 1	2- 1	1- 1				
2- 4	0- 0	0- 0	AWAY	0- 1	2- 3	2- 1				
0- 0	0- 0	0- 0	NEUTRAL	0- 0	0- 0	0- 0				
5- 6	0- 0	0- 0	CONFERENCE	0- 0	5- 6	5- 4				
3- 2	0- 0	0- 0	HOME	0- 0	3- 2	3- 2				
2- 4	0- 0	0- 0	AWAY	0- 0	2- 4	2- 2				
0- 0	0- 0	0- 0	NEUTRAL	0- 0	0- 0	0- 0				

RPI	S	Opponent	Score	RPI	S	Opponent	Score	RPI	S	Opponent	Score	RPI	S	Opponent	Score	Team's RPI: 277
34	H	Michigan	49 86	84	H	Navy	47 79	118	A	Yale	51 62	129	A	Saint Francis (PA)	71 101	
				96	A	George Mason	70 73	148	A	Robert Morris	53 60	164	H	Lehigh	72 69	
								182	A	Army West Point	37 71	241	A	Lafayette	53 69	
								252	H	Manhattan	38 72	266	H	Fairleigh Dickinson	49 61	
								276	H	St. Francis Brooklyn	61 59	282	A	Bryant	56 75	
								283	A	Mt. St. Mary's	61 59	283	H	Mt. St. Mary's	53 48	
								286	H	Sacred Heart	46 50	289	A	Central Conn. St.	61 54	
								319	A	Wagner	44 52	319	H	Wagner	74 69	
								327	A	UMBC	66 52	342	A	NJIT	67 49	
								344	H	Saint Peter's	57 46					
LAST 12 Division I GAMES:																
319	A	Wagner	44 52	283	H	Mt. St. Mary's	53 48	319	H	Wagner	74 69	129	A	Saint Francis (PA)	71 101	
283	A	Mt. St. Mary's	61 59	148	A	Robert Morris	53 60	276	H	St. Francis Brooklyn	61 59	282	A	Bryant	56 75	
266	H	Fairleigh Dickinson	49 61	84	H	Navy	47 79									
286	H	Sacred Heart	46 50													
289	A	Central Conn. St.	61 54													
282	A	Bryant	56 75													

Non-Div I Games:

LIU Brooklyn

LSULSU

LSU

Average RPI Win:	221	WON-LOST	WINNING	LAST 10	STRENGTH OF	OPP. STRENGTH	TEAM	ADJ.	CONF.	ADJ CONF.
Average RPI Loss:	151	RECORD	PCT. RANK	GAMES	SCHEDULE	OF SCHEDULE	RPI	RPI	RPI	RPI
DIV. I ONLY	7- 16	277	2- 8	141	195	233	233	12	12	
DIV. I NON-CONF.	5- 8	220	0- 2	93	230	150	150	10	10	
-----										
TOTALS	RPI 1-25	RPI 26-50	W-L RECORDS	RPI 51-100	RPI 101-999	RPI 201+				
7- 16	0- 0	0- 3	OVERALL	1- 4	6- 9	4- 5				
3- 6	0- 0	0- 2	HOME	1- 1	2- 3	2- 1				
3- 10	0- 0	0- 1	AWAY	0- 3	3- 6	2- 4				
1- 0	0- 0	0- 0	NEUTRAL	0- 0	1- 0	0- 0				
5- 8	0- 0	0- 1	NON-CONFERENCE	1- 3	4- 4	2- 2				
1- 3	0- 0	0- 1	HOME	1- 0	0- 2	0- 1				
3- 5	0- 0	0- 0	AWAY	0- 3	3- 2	2- 1				
1- 0	0- 0	0- 0	NEUTRAL	0- 0	1- 0	0- 0				
2- 8	0- 0	0- 2	CONFERENCE	0- 1	2- 5	2- 3				
2- 3	0- 0	0- 1	HOME	0- 1	2- 1	2- 0				
0- 5	0- 0	0- 1	AWAY	0- 0	0- 4	0- 3				
0- 0	0- 0	0- 0	NEUTRAL	0- 0	0- 0	0- 0				

RPI 1-25				RPI 26-50				RPI 51-100				RPI 101+				Team's RPI: 233	
RPI	S	Opponent	Score	RPI	S	Opponent	Score	RPI	S	Opponent	Score	RPI	S	Opponent	Score		
				26	H	Villanova	49 76	57	A	Drexel	54 79	111	A	George Washington	45 60		
				44	H	Dayton	47 76	66	A	American	48 66	164	A	Lehigh	69 61		
				49	A	Duquesne	50 78	72	A	Harvard	61 70	175	H	Temple	52 69		
								90	H	Penn	66 59	183	H	Saint Joseph's	64 75		
								96	H	George Mason	56 69	185	N	New Hampshire	59 51		
												186	A	Wisconsin	60 71		
												207	A	Richmond	51 77		
												238	H	St. Bonaventure	66 63		
												241	A	Lafayette	74 47		
												251	A	North Texas	44 70		
												269	H	Rider	55 76		
												290	A	Massachusetts	66 69		
												299	H	VCU	62 57		
												328	A	Delaware St.	71 48		
												332	A	Rhode Island	63 72		
LAST 12 Division I GAMES:																	
				290	A	Massachusetts	66 69	238	H	St. Bonaventure	66 63						
				111	A	George Washington	45 60	72	A	Harvard	61 70						
				183	H	Saint Joseph's	64 75	207	A	Richmond	51 77						
				299	H	VCU	62 57	96	H	George Mason	56 69						
				332	A	Rhode Island	63 72	44	H	Dayton	47 76						
				49	A	Duquesne	50 78	26	H	Villanova	49 76						

Non-Div I Games:

La Salle

Average RPI Win:	302	WON-LOST	WINNING	LAST 10	STRENGTH OF	OPP. STRENGTH	TEAM	ADJ.	CONF.	ADJ CONF.
Average RPI Loss:	180	RECORD	PCT. RANK	GAMES	SCHEDULE	OF SCHEDULE	RPI	RPI	RPI	RPI
DIV. I ONLY	2- 17	331	1- 9	186	306	333	333	23	23	
DIV. I NON-CONF.	1- 8	313	1- 1	260	333	340	340	23	23	
-----										
TOTALS	RPI 1-25	RPI 26-50	W-L RECORDS	RPI 51-100	RPI 101-999	RPI 201+				
2- 17	0- 0	0- 0	OVERALL	0- 1	2- 16	2- 6				
2- 6	0- 0	0- 0	HOME	0- 0	2- 6	2- 3				
0- 11	0- 0	0- 0	AWAY	0- 1	0- 2	0- 0				
0- 0	0- 0	0- 0	NEUTRAL	0- 0	0- 0	0- 0				
1- 8	0- 0	0- 0	NON-CONFERENCE	0- 1	1- 7	1- 4				
1- 2	0- 0	0- 0	HOME	0- 0	1- 2	1- 2				
0- 6	0- 0	0- 0	AWAY	0- 1	0- 5	0- 2				
0- 0	0- 0	0- 0	NEUTRAL	0- 0	0- 0	0- 0				
1- 9	0- 0	0- 0	CONFERENCE	0- 0	1- 9	1- 2				
1- 4	0- 0	0- 0	HOME	0- 0	1- 4	1- 1				
0- 5	0- 0	0- 0	AWAY	0- 0	0- 5	0- 1				
0- 0	0- 0	0- 0	NEUTRAL	0- 0	0- 0	0- 0				

RPI 1-25				RPI 26-50				RPI 51-100				RPI 101+				Team's RPI: 333
RPI	S	Opponent	Score	RPI	S	Opponent	Score	RPI	S	Opponent	Score	RPI	S	Opponent	Score	
								55	A	Oklahoma St.	58 112	102	H	South Ala.	60 67	
												105	A	Auburn	41 67	
												107	A	Rice	47 63	
												126	A	Little Rock	37 57	
												143	A	Texas St.	52 86	
												150	A	Louisiana	55 63	
												150	H	Louisiana	48 76	
												192	A	Louisiana Tech	49 71	
												194	H	Troy	79 86	
												199	A	UT Arlington	61 70	
												212	A	Arkansas St.	62 76	
												223	H	New Orleans	51 89	
												244	A	Grambling	52 61	
												268	H	Appalachian St.	67 71	
												272	A	McNeese	61 65	
												280	H	Coastal Caro.	62 56	
												323	H	Houston Baptist	77 73	
												325	H	Northwestern St.	48 70	
LAST 12 Division I GAMES:																
150	H	Louisiana	48 76	268	H	Appalachian St.	67 71									
102	H	South Ala.	60 67	280	H	Coastal Caro.	62 56									
194	H	Troy	79 86	126	A	Little Rock	37 57									
199	A	UT Arlington	61 70	212	A	Arkansas St.	62 76									
143	A	Texas St.	52 86	55	A	Oklahoma St.	58 112									
150	A	Louisiana	55 63	323	H	Houston Baptist	77 73									

Non-Div I Games: Millsaps 73 41 Centenary (LA) 90 53

La. -Monroe

Average RPI Win:	259	WON-LOST	WINNING	LAST 10	STRENGTH OF	OPP. STRENGTH	TEAM	ADJ.	CONF.	ADJ CONF.
Average RPI Loss:	148	RECORD	PCT. RANK	GAMES	SCHEDULE	OF SCHEDULE	RPI	RPI	RPI	RPI
DIV. I ONLY	8- 13	241	4- 6	179	282	241	241	15	15	
DIV. I NON-CONF.	4- 6	214	1- 0	240	331	254	254	18	18	
<hr/>										
TOTALS	RPI 1-25	RPI 26-50	W-L RECORDS	RPI 51-100	RPI 101-999	RPI 201+				
8- 13	0- 0	0- 1	OVERALL	0- 4	8- 8	8- 3				
5- 6	0- 0	0- 1	HOME	0- 1	5- 4	5- 2				
3- 7	0- 0	0- 0	AWAY	0- 3	3- 4	3- 1				
0- 0	0- 0	0- 0	NEUTRAL	0- 0	0- 0	0- 0				
4- 6	0- 0	0- 1	NON-CONFERENCE	0- 2	4- 3	4- 2				
3- 2	0- 0	0- 1	HOME	0- 0	3- 1	3- 1				
1- 4	0- 0	0- 0	AWAY	0- 2	1- 2	1- 1				
0- 0	0- 0	0- 0	NEUTRAL	0- 0	0- 0	0- 0				
4- 7	0- 0	0- 0	CONFERENCE	0- 2	4- 5	4- 1				
2- 4	0- 0	0- 0	HOME	0- 1	2- 3	2- 1				
2- 3	0- 0	0- 0	AWAY	0- 1	2- 2	2- 0				
0- 0	0- 0	0- 0	NEUTRAL	0- 0	0- 0	0- 0				

RPI	S	Opponent	Score	RPI	S	Opponent	Score	RPI	S	Opponent	Score	RPI	S	Opponent	Score	Team's RPI: 241
45	H	Princeton	53	57	A	Drexel	52	136	A	Bucknell I	83	136	H	Bucknell I	80	
				66	H	American	74	136	H	Bucknell I	57	148	A	Robert Morris	63	
				84	A	Navy	65	164	A	Lehigh	45	164	A	Lehigh	70	
				90	A	Penn	55	182	H	Army West Point	65	203	A	Boston U.	45	
								228	H	Loyola Maryland	54	228	H	La Salle	74	
								233	H	La Salle	47	237	A	Holy Cross	65	
								237	A	Holy Cross	65	237	H	Holy Cross	69	
								269	H	Rider	45	269	H	Rider	45	
								270	A	Cornell I	58	270	A	Cornell I	58	
								271	H	Colgate	48	271	H	Colgate	48	
								277	H	LIU Brooklyn	53	277	H	LIU Brooklyn	53	
								319	H	Wagner	52	319	H	Wagner	52	
								344	A	Saint Peter's	64	344	A	Saint Peter's	64	
<hr/>																
LAST 12 Division I GAMES:																
136	H	Bucknell I	80	182	H	Army West Point	65	136	A	Bucknell I	83	271	H	Colgate	48	
237	H	Holy Cross	69	136	A	Bucknell I	53	237	A	Holy Cross	65	164	A	Lehigh	70	
203	A	Boston U.	45	271	H	Colgate	48	164	A	Lehigh	45	319	H	Wagner	52	
66	H	American	74	237	A	Holy Cross	65									
84	A	Navy	65	164	A	Lehigh	45									
228	H	Loyola Maryland	54	319	H	Wagner	52									

Non-Div I Games:

Lafayette

Average RPI	Win:	247	WON-LOST	WINNING	LAST 10	STRENGTH OF	OPP. STRENGTH	TEAM	ADJ.	CONF.	ADJ CONF.
Average RPI	Loss:	92	RECORD	PCT. RANK	GAMES	SCHEDULE	OF SCHEDULE	RPI	RPI	RPI	RPI
DIV. I ONLY		11- 6		95	9- 1	202	217	104	104	25	25
DIV. I NON-CONF.		1- 5		300	0- 1	22	17	157	157	25	25
-----											
TOTALS	RPI 1-25		RPI 26-50		W-L RECORDS	RPI 51-100		RPI 101-999		RPI 201+	
11- 6	0- 1		0- 1		OVERALL	0- 1		11- 3		9- 0	
6- 0	0- 0		0- 0		HOME	0- 0		6- 0		5- 0	
4- 5	0- 1		0- 1		AWAY	0- 1		4- 2		4- 0	
1- 1	0- 0		0- 0		NEUTRAL	0- 0		1- 1		0- 0	
1- 5	0- 1		0- 1		NON-CONFERENCE	0- 1		1- 2		0- 0	
0- 0	0- 0		0- 0		HOME	0- 0		0- 0		0- 0	
0- 4	0- 1		0- 1		AWAY	0- 1		0- 1		0- 0	
1- 1	0- 0		0- 0		NEUTRAL	0- 0		1- 1		0- 0	
10- 1	0- 0		0- 0		CONFERENCE	0- 0		10- 1		9- 0	
6- 0	0- 0		0- 0		HOME	0- 0		6- 0		5- 0	
4- 1	0- 0		0- 0		AWAY	0- 0		4- 1		4- 0	
0- 0	0- 0		0- 0		NEUTRAL	0- 0		0- 0		0- 0	

RPI 1-25				RPI 26-50				RPI 51-100				RPI 101+ Team's RPI: 104			
RPI	S	Opponent	Score	RPI	S	Opponent	Score	RPI	S	Opponent	Score	RPI	S	Opponent	Score
9	A	Baylor	62 121	35	A	Purdue	64 79	80	A	New Mexico	58 90	120	A	Central Ark.	39 51
												126	H	SFA	79 65
												135	N	Northern Ill.	90 80
												151	A	Pacific	75 80
												157	N	North Dakota	70 73
												202	H	Abilene Christian	77 71
												223	H	New Orleans	100 77
												257	A	A&M-Corpus Christi	70 31
												258	A	Nicholls St.	76 61
												272	H	McNeese	83 58
												284	A	Southeastern La.	75 58
												302	H	Incarnate Word	77 54
												323	A	Houston Baptist	79 51
												330	H	Sam Houston St.	91 44
-----															
LAST 12 Division I GAMES:															
				126	H	SFA	79 65	284	A	Southeastern La.	75 58				
				202	H	Abilene Christian	77 71	120	A	Central Ark.	39 51				
				272	H	McNeese	83 58	223	H	New Orleans	100 77				
				258	A	Nicholls St.	76 61	257	A	A&M-Corpus Christi	70 31				
				330	H	Sam Houston St.	91 44	323	A	Houston Baptist	79 51				
				302	H	Incarnate Word	77 54	80	A	New Mexico	58 90				

Non-Div I Games: Howard Payne 101 37 Schreiner 116 37 Louisiana Col. 93 62 S' western Assemblies 92 49 Lamar University

Average RPI Win:	230	WON-LOST	WINNING	LAST 10	STRENGTH OF	OPP. STRENGTH	TEAM	ADJ.	CONF.	ADJ CONF.
Average RPI Loss:	165	RECORD	PCT. RANK	GAMES	SCHEDULE	OF SCHEDULE	RPI	RPI	RPI	RPI

DIV. I ONLY	12- 9	131	6- 4	243	244	164	164	15	15
DIV. I NON-CONF.	5- 5	170	0- 1	329	312	259	259	18	18
-----									
TOTALS	RPI 1-25	RPI 26-50	W-L RECORDS	RPI 51-100	RPI 101-999	RPI 201+			
12- 9	0- 0	0- 1	OVERALL	1- 3	11- 5	9- 5			
8- 1	0- 0	0- 0	HOME	1- 0	7- 1	5- 1			
4- 7	0- 0	0- 0	AWAY	0- 3	4- 4	4- 4			
0- 1	0- 0	0- 1	NEUTRAL	0- 0	0- 0	0- 0			
5- 5	0- 0	0- 1	NON-CONFERENCE	0- 1	5- 3	5- 3			
3- 1	0- 0	0- 0	HOME	0- 0	3- 1	3- 1			
2- 3	0- 0	0- 0	AWAY	0- 1	2- 2	2- 2			
0- 1	0- 0	0- 1	NEUTRAL	0- 0	0- 0	0- 0			
7- 4	0- 0	0- 0	CONFERENCE	1- 2	6- 2	4- 2			
5- 0	0- 0	0- 0	HOME	1- 0	4- 0	2- 0			
2- 4	0- 0	0- 0	AWAY	0- 2	2- 2	2- 2			
0- 0	0- 0	0- 0	NEUTRAL	0- 0	0- 0	0- 0			

RPI S Opponent	Score	RPI S Opponent	Score	RPI S Opponent	Score	RPI S Opponent	Score	Team's RPI: 164
		26 N Villanova	42 62	52 A Minnesota	73 107	136 H Bucknell I	66 62	
				66 A American	64 82	182 H Army West Point	59 55	
				84 A Navy	50 53	203 A Boston U.	65 56	
				84 H Navy	66 63	203 H Boston U.	74 58	
						228 A Loyola Maryland	64 67	
						233 H La Salle	61 69	
						237 A Holy Cross	49 54	
						241 H Lafayette	70 45	
						253 H Fairfield	56 53	
						270 A Cornell I	62 57	
						271 A Colgate	59 51	
						277 A LIU Brooklyn	69 72	
						283 H Mt. St. Mary's	75 71	
						286 A Sacred Heart	55 65	
						296 A Monmouth	75 57	
						342 H NJIT	64 50	
LAST 12 Division I GAMES:								
203 A Boston U.	65 56	136 H Bucknell I	66 62					
84 A Navy	50 53	203 H Boston U.	74 58					
228 A Loyola Maryland	64 67	237 A Holy Cross	49 54					
182 H Army West Point	59 55	84 H Navy	66 63					
271 A Colgate	59 51	241 H Lafayette	70 45					
66 A American	64 82	277 A LIU Brooklyn	69 72					

Non-Div I Games: Mansfield 77 47

Lehigh

Average RPI Win:	253	WON-LOST	WINNING	LAST 10	STRENGTH OF	OPP. STRENGTH	TEAM	ADJ.	CONF.	ADJ CONF.
Average RPI Loss:	104	RECORD	PCT. RANK	GAMES	SCHEDULE	OF SCHEDULE	RPI	RPI	RPI	RPI
DIV. I ONLY	13- 8	109	2- 1	144	284	101	101	27	27	
DIV. I NON-CONF.	3- 7	254	0- 1	50	142	145	145	28	28	
-----										
TOTALS	RPI 1-25	RPI 26-50	W-L RECORDS	RPI 51-100	RPI 101-999	RPI 201+				
13- 8	0- 1	0- 3	OVERALL	0- 2	13- 2	10- 2				
7- 0	0- 0	0- 0	HOME	0- 0	7- 0	6- 0				
5- 6	0- 1	0- 1	AWAY	0- 2	5- 2	4- 2				
1- 2	0- 0	0- 2	NEUTRAL	0- 0	1- 0	0- 0				
3- 7	0- 1	0- 3	NON-CONFERENCE	0- 2	3- 1	2- 1				
1- 0	0- 0	0- 0	HOME	0- 0	1- 0	1- 0				
1- 5	0- 1	0- 1	AWAY	0- 2	1- 1	1- 1				
1- 2	0- 0	0- 2	NEUTRAL	0- 0	1- 0	0- 0				
10- 1	0- 0	0- 0	CONFERENCE	0- 0	10- 1	8- 1				
6- 0	0- 0	0- 0	HOME	0- 0	6- 0	5- 0				
4- 1	0- 0	0- 0	AWAY	0- 0	4- 1	3- 1				
0- 0	0- 0	0- 0	NEUTRAL	0- 0	0- 0	0- 0				

RPI 1-25				RPI 26-50				RPI 51-100				RPI 101+				Team's RPI: 101
RPI	S	Opponent	Score	RPI	S	Opponent	Score	RPI	S	Opponent	Score	RPI	S	Opponent	Score	
16	A	Duke	51 68	31	N	Northern Colo.	57 65	82	A	James Madi son	47 58	159	A	High Point	65 42	
				34	A	Michigan	50 74	86	A	Drake	68 96	162	H	Radford	61 56	
				43	N	Houston	68 75					196	N	Denver	82 69	
												217	A	Gardner-Webb	85 60	
												217	H	Gardner-Webb	59 41	
												246	A	UNC Asheville	41 48	
												247	H	Campbell	60 42	
												255	A	Presbyterian	76 64	
												255	H	Presbyterian	63 55	
												288	H	Valparaiso	61 40	
												290	A	Massachusetts	61 64	
												300	H	Charleston So.	63 53	
												311	A	Old Dominion	63 55	
												339	H	Winthrop	63 37	
												349	A	Longwood	63 51	
-----																
LAST 12 Division I GAMES:																
				86	A	Drake	68 96	247	H	Campbell	60 42					
				217	H	Gardner-Webb	59 41	246	A	UNC Asheville	41 48					
				255	H	Presbyterian	63 55	217	A	Gardner-Webb	85 60					
				159	A	High Point	65 42	339	H	Winthrop	63 37					
				162	H	Radford	61 56	300	H	Charleston So.	63 53					
				349	A	Longwood	63 51	255	A	Presbyterian	76 64					

Non-Div I Games: Shippensburg 105 43 Limestone 68 38

Liberty



Average RPI Win:	305	WON-LOST	WINNING	LAST 10	STRENGTH OF	OPP. STRENGTH	TEAM	ADJ.	CONF.	ADJ CONF.
Average RPI Loss:	142	RECORD	PCT. RANK	GAMES	SCHEDULE	OF SCHEDULE	RPI	RPI	RPI	RPI
DIV. I ONLY	9- 14	236	6- 4	290	255	260	260	22	22	
DIV. I NON-CONF.	4- 11	279	2- 2	252	287	281	281	21	21	
-----										
TOTALS	RPI 1-25	RPI 26-50	W-L RECORDS	RPI 51-100	RPI 101-999	RPI 201+				
9- 14	0- 0	0- 2	OVERALL	0- 4	9- 8	9- 4				
4- 6	0- 0	0- 1	HOME	0- 2	4- 3	4- 2				
5- 8	0- 0	0- 1	AWAY	0- 2	5- 5	5- 2				
0- 0	0- 0	0- 0	NEUTRAL	0- 0	0- 0	0- 0				
4- 11	0- 0	0- 1	NON-CONFERENCE	0- 4	4- 6	4- 4				
2- 4	0- 0	0- 0	HOME	0- 2	2- 2	2- 2				
2- 7	0- 0	0- 1	AWAY	0- 2	2- 4	2- 2				
0- 0	0- 0	0- 0	NEUTRAL	0- 0	0- 0	0- 0				
5- 3	0- 0	0- 1	CONFERENCE	0- 0	5- 2	5- 0				
2- 2	0- 0	0- 1	HOME	0- 0	2- 1	2- 0				
3- 1	0- 0	0- 0	AWAY	0- 0	3- 1	3- 0				
0- 0	0- 0	0- 0	NEUTRAL	0- 0	0- 0	0- 0				

RPI 1-25				RPI 26-50				RPI 51-100				RPI 101+ Team's RPI: 260			
RPI	S	Opponent	Score	RPI	S	Opponent	Score	RPI	S	Opponent	Score	RPI	S	Opponent	Score
				39	H	FGCU	54 68	68	H	Belmont	59 91	110	A	Jacksonville	48 70
				40	A	Ball St.	46 84	88	A	Saint Louis	57 101	123	A	Vanderbilt	82 92
								97	A	Butler	58 70	131	A	Middle Tenn.	48 72
								99	H	Alabama	51 73	156	H	Stetson	55 59
												215	H	Morehead St.	55 75
												227	H	Austin Peay	63 71
												230	A	North Florida	73 69
												261	A	Col. of Charleston	69 85
												293	A	Kennesaw St.	64 62
												297	H	USC Upstate	97 78
												300	A	Charleston So.	58 54
												306	H	Alabama A&M	66 50
												307	H	Murray St.	65 64
												329	A	Tennessee Tech	61 57
												336	A	Tennessee St.	64 71
												342	A	NJIT	74 58
												342	H	NJIT	66 58
LAST 12 Division I GAMES:															
				342	H	NJIT	66 58	110	A	Jacksonville	48 70				
				297	H	USC Upstate	97 78	293	A	Kennesaw St.	64 62				
				342	A	NJIT	74 58	306	H	Alabama A&M	66 50				
				39	H	FGCU	54 68	123	A	Vanderbilt	82 92				
				156	H	Stetson	55 59	329	A	Tennessee Tech	61 57				
				230	A	North Florida	73 69	88	A	Saint Louis	57 101				

Non-Div I Games:

Lipscomb

Average RPI Win:	227	WON-LOST	WINNING	LAST 10	STRENGTH OF	OPP. STRENGTH	TEAM	ADJ.	CONF.	ADJ CONF.
Average RPI Loss:	86	RECORD	PCT. RANK	GAMES	SCHEDULE	OF SCHEDULE	RPI	RPI	RPI	RPI
DIV. I ONLY	14- 8	96	10- 0	207	102	126	126	23	23	
DIV. I NON-CONF.	3- 8	268	0- 1	34	2	181	181	23	23	
-----										
TOTALS	RPI 1-25	RPI 26-50	W-L RECORDS	RPI 51-100	RPI 101-999	RPI 201+				
14- 8	0- 3	1- 0	OVERALL	0- 2	13- 3	8- 0				
10- 3	0- 1	1- 0	HOME	0- 0	9- 2	4- 0				
4- 5	0- 2	0- 0	AWAY	0- 2	4- 1	4- 0				
0- 0	0- 0	0- 0	NEUTRAL	0- 0	0- 0	0- 0				
3- 8	0- 3	1- 0	NON-CONFERENCE	0- 2	2- 3	0- 0				
3- 3	0- 1	1- 0	HOME	0- 0	2- 2	0- 0				
0- 5	0- 2	0- 0	AWAY	0- 2	0- 1	0- 0				
0- 0	0- 0	0- 0	NEUTRAL	0- 0	0- 0	0- 0				
11- 0	0- 0	0- 0	CONFERENCE	0- 0	11- 0	8- 0				
7- 0	0- 0	0- 0	HOME	0- 0	7- 0	4- 0				
4- 0	0- 0	0- 0	AWAY	0- 0	4- 0	4- 0				
0- 0	0- 0	0- 0	NEUTRAL	0- 0	0- 0	0- 0				

RPI 1-25				RPI 26-50				RPI 51-100				RPI 101+ Team's RPI: 126			
RPI	S	Opponent	Score	RPI	S	Opponent	Score	RPI	S	Opponent	Score	RPI	S	Opponent	Score
3	A	Mississippi St.	48 86	30	H	Oklahoma	68 56	88	A	Saint Louis	45 48	107	A	Rice	51 58
15	A	Texas A&M	49 66					89	A	Kansas St.	51 66	116	H	Missouri St.	63 51
25	H	LSU	37 56									143	H	Texas St.	63 48
												150	H	Louisiana	78 43
												169	H	Tulsa	61 74
												179	H	Memphis	86 57
												192	H	Louisiana Tech	49 58
												199	H	UT Arlington	59 57
												212	H	Arkansas St.	53 43
												268	A	Appalachian St.	52 40
												280	A	Coastal Caro.	51 49
												316	A	Georgia St.	65 50
												316	H	Georgia St.	54 47
												320	A	Ga. Southern	64 34
												320	H	Ga. Southern	92 52
												333	H	La.-Monroe	57 37
-----															
LAST 12 Division I GAMES:															
316	H	Georgia St.	54 47	199	H	UT Arlington	59 57	320	A	Ga. Southern	64 34	316	A	Georgia St.	65 50
320	H	Ga. Southern	92 52	320	A	Ga. Southern	64 34	316	A	Georgia St.	65 50	333	H	La.-Monroe	57 37
280	A	Coastal Caro.	51 49	316	A	Georgia St.	65 50	333	H	La.-Monroe	57 37	150	H	Louisiana	78 43
268	A	Appalachian St.	52 40	333	H	La.-Monroe	57 37	150	H	Louisiana	78 43	25	H	LSU	37 56
212	H	Arkansas St.	53 43	150	H	Louisiana	78 43	25	H	LSU	37 56				
143	H	Texas St.	63 48												

Non-Div I Games:

Little Rock

Average RPI Win:	280	WON-LOST	WINNING	LAST 10	STRENGTH OF	OPP. STRENGTH	TEAM	ADJ.	CONF.	ADJ CONF.
Average RPI Loss:	203	RECORD	PCT. RANK	GAMES	SCHEDULE	OF SCHEDULE	RPI	RPI	RPI	RPI
DIV. I ONLY	2- 20	338	0- 10	270	288	335	335	21	21	
DIV. I NON-CONF.	2- 12	306	0- 4	259	328	328	328	20	20	
-----										
TOTALS	RPI 1-25	RPI 26-50	W-L RECORDS	RPI 51-100	RPI 101-999	RPI 201+				
2- 20	0- 1	0- 0	OVERALL	0- 2	2- 17	2- 12				
0- 10	0- 1	0- 0	HOME	0- 1	0- 8	0- 4				
2- 8	0- 0	0- 0	AWAY	0- 0	2- 0	2- 0				
0- 2	0- 0	0- 0	NEUTRAL	0- 0	0- 2	0- 2				
2- 12	0- 1	0- 0	NON-CONFERENCE	0- 1	2- 10	2- 9				
0- 6	0- 1	0- 0	HOME	0- 0	0- 5	0- 4				
2- 4	0- 0	0- 0	AWAY	0- 1	2- 3	2- 3				
0- 2	0- 0	0- 0	NEUTRAL	0- 0	0- 2	0- 2				
0- 8	0- 0	0- 0	CONFERENCE	0- 1	0- 7	0- 3				
0- 4	0- 0	0- 0	HOME	0- 1	0- 3	0- 0				
0- 4	0- 0	0- 0	AWAY	0- 0	0- 4	0- 3				
0- 0	0- 0	0- 0	NEUTRAL	0- 0	0- 0	0- 0				

RPI 1-25				RPI 26-50				RPI 51-100				RPI 101+				Team's RPI: 335
RPI	S	Opponent	Score	RPI	S	Opponent	Score	RPI	S	Opponent	Score	RPI	S	Opponent	Score	
11	H	Tennessee	61 90					51	A	Southern California	60 75	160	H	Loyola Marymount	69 84	
								69	H	UC Davis	71 83	161	H	Cal Poly	64 75	
												177	H	UC Irvine	81 100	
												201	A	UC Santa Barbara	44 51	
												201	H	UC Santa Barbara	74 90	
												205	N	Oral Roberts	58 64	
												213	A	San Diego	40 74	
												222	H	Montana St.	51 62	
												226	A	Montana	60 67	
												235	H	New Mexico St.	63 72	
												236	H	Pepperdine	71 83	
												243	A	UC Riverside	53 77	
												253	A	Hawaii	66 74	
												265	H	Illinois St.	51 59	
												278	A	Grand Canyon	65 63	
												281	A	Arizona	80 72	
												298	A	Cal St. Fullerton	61 67	
												299	N	VCU	59 69	
												342	A	NJIT	57 73	
-----																
LAST 12 Division I GAMES:																
177	H	UC Irvine	81 100	243	A	UC Riverside	53 77									
69	H	UC Davis	71 83	201	A	UC Santa Barbara	44 51									
161	H	Cal Poly	64 75	299	N	VCU	59 69									
201	H	UC Santa Barbara	74 90	342	A	NJIT	57 73									
253	A	Hawaii	66 74	235	H	New Mexico St.	63 72									
298	A	Cal St. Fullerton	61 67	265	H	Illinois St.	51 59									

Non-Div I Games:

Long Beach St.

Loss, 
Non-Conf, 
S Site, 
H Home
A Away 
N Neutral

Average RPI Win: 301

Average RPI Loss: 243

WON-LOST  
RECORDWINNING  
PCT. RANKLAST 10  
GAMESSTRENGTH OF  
SCHEDULEOPP. STRENGTH  
OF SCHEDULETEAM  
RPIADJ.  
RPICONF.  
RPIADJ CONF.  
RPIDIV. I ONLY  
DIV. I NON-CONF.2- 19  
1- 9337  
3181- 9  
0- 1331  
341348  
348349  
349349  
34927  
2827  
28

TOTALS

RPI 1-25

RPI 26-50

W-L RECORDS

RPI 51-100

RPI 101-999

RPI 201+

2- 19

0- 0

0- 0

OVERALL

0- 1

2- 18

2- 14

2- 8

0- 0

0- 0

HOME

0- 0

2- 8

2- 5

0- 11

0- 0

0- 0

AWAY

0- 0

0- 0

0- 0

0- 0

0- 0

0- 0

NEUTRAL

0- 0

0- 0

0- 0

1- 9

0- 0

0- 0

NON-CONFERENCE

0- 1

1- 8

1- 8

1- 3

0- 0

0- 0

HOME

0- 0

1- 3

1- 3

0- 6

0- 0

0- 0

AWAY

0- 1

0- 5

0- 5

0- 0

0- 0

0- 0

NEUTRAL

0- 0

0- 0

0- 0

1- 10

0- 0

0- 0

CONFERENCE

0- 0

1- 10

1- 6

1- 5

0- 0

0- 0

HOME

0- 0

1- 5

1- 2

0- 5

0- 0

0- 0

AWAY

0- 0

0- 5

0- 4

0- 0

0- 0

0- 0

NEUTRAL

0- 0

0- 0

0- 0

RPI 1-25

RPI 26-50

RPI 51-100

RPI 101+

Team's RPI: 349

RPI S Opponent Score

RPI S Opponent Score

RPI S Opponent Score

RPI S Opponent Score

96 A George Mason 41 60

101 H Liberty 51 63

159 A High Point 41 62

159 H High Point 39 75

162 H Radford 33 52

209 A Eastern Mi ch. 44 73

216 H Norfolk St. 45 64

217 H Gardner-Webb 54 61

246 A UNC Asheville 52 82

247 A Campbell I 48 58

255 H Presbyterian 66 56

266 H Fairleigh Dickinson 52 72

288 H Valparaiso 68 81

300 A Charleston So. 57 73

300 H Charleston So. 61 78

319 A Wagner 43 60

328 A Delaware St. 56 60

331 A Marshall I 45 90

334 A N.C. Central 75 87

339 A Winthrop 60 69

346 H UMass Lowell 84 82

LAST 12 Division I GAMES:

159	H	High Point	39	75	162	H	Radford	33	52
300	H	Charleston So.	61	78	246	A	UNC Asheville	52	82
339	A	Winthrop	60	69	217	H	Gardner-Webb	54	61
247	A	Campbell I	48	58	255	H	Presbyterian	66	56
101	H	Liberty	51	63	300	A	Charleston So.	57	73
159	A	High Point	41	62	216	H	Norfolk St.	45	64

Longwood

Longwood

Non-Div I Games:

Milligan

66 56

Longwood

Loss, Non-Conf, S Site, H Home A Away N Neutral

Average RPI Win:	260	WON-LOST	WINNING	LAST 10	STRENGTH OF	OPP. STRENGTH	TEAM	ADJ.	CONF.	ADJ CONF.
Average RPI Loss:	95	RECORD	PCT. RANK	GAMES	SCHEDULE	OF SCHEDULE	RPI	RPI	RPI	RPI
DIV. I ONLY	11- 10	159	6- 4	151	193	150	150	23	23	
DIV. I NON-CONF.	5- 6	187	1- 1	86	92	137	137	23	23	
-----										
TOTALS	RPI 1-25	RPI 26-50	W-L RECORDS	RPI 51-100	RPI 101-999	RPI 201+				
11- 10	0- 3	0- 0	OVERALL	0- 1	11- 6	10- 0				
6- 3	0- 0	0- 0	HOME	0- 0	6- 3	6- 0				
4- 5	0- 1	0- 0	AWAY	0- 1	4- 1	3- 0				
1- 2	0- 1	0- 0	NEUTRAL	0- 0	1- 1	1- 0				
5- 6	0- 3	0- 0	NON-CONFERENCE	0- 1	5- 2	5- 0				
3- 1	0- 0	0- 0	HOME	0- 0	3- 1	3- 0				
1- 3	0- 2	0- 0	AWAY	0- 1	1- 0	1- 0				
1- 2	0- 1	0- 0	NEUTRAL	0- 0	1- 1	1- 0				
6- 4	0- 0	0- 0	CONFERENCE	0- 0	6- 4	5- 0				
3- 2	0- 0	0- 0	HOME	0- 0	3- 2	3- 0				
3- 2	0- 0	0- 0	AWAY	0- 0	3- 2	2- 0				
0- 0	0- 0	0- 0	NEUTRAL	0- 0	0- 0	0- 0				

RPI 1-25				RPI 26-50				RPI 51-100				RPI 101+				Team's RPI: 150
RPI	S	Opponent	Score	RPI	S	Opponent	Score	RPI	S	Opponent	Score	RPI	S	Opponent	Score	
3	N	Mississippi St.	37 94					61	A	Toledo	55 79	102	H	South Ala.	57 72	
15	A	Texas A&M	62 83									105	H	Auburn	60 70	
25	A	LSU	45 60									124	N	Cleveland St.	45 54	
												126	A	Little Rock	43 78	
												143	A	Texas St.	65 58	
												194	H	Troy	55 62	
												199	A	UT Arlington	61 63	
												212	A	Arkansas St.	77 75	
												223	H	New Orleans	66 57	
												229	N	Niagara	68 52	
												268	H	Appalachian St.	61 45	
												272	H	McNeese	98 86	
												279	H	Alcorn	67 47	
												280	H	Coastal Caro.	59 55	
												284	A	Southeastern La.	68 56	
												333	A	La.-Monroe	76 48	
												333	H	La.-Monroe	63 55	
LAST 12 Division I GAMES:																
333	A	La.-Monroe	76 48	280	H	Coastal Caro.	59 55									
194	H	Troy	55 62	268	H	Appalachian St.	61 45									
102	H	South Ala.	57 72	212	A	Arkansas St.	77 75									
143	A	Texas St.	65 58	126	A	Little Rock	43 78									
199	A	UT Arlington	61 63	279	H	Alcorn	67 47									
333	H	La.-Monroe	63 55	25	A	LSU	45 60									

Non-Div I Games: Dillard

53 60

Louisiana

Average RPI Win:	244	WON-LOST	WINNING	LAST 10	STRENGTH OF	OPP. STRENGTH	TEAM	ADJ.	CONF.	ADJ CONF.
Average RPI Loss:	139	RECORD	PCT. RANK	GAMES	SCHEDULE	OF SCHEDULE	RPI	RPI	RPI	RPI
DIV. I ONLY	13- 9	121	5- 5	274	184	192	192	18	18	
DIV. I NON-CONF.	8- 4	87	2- 0	288	160	172	172	19	19	
-----										
TOTALS	RPI 1-25	RPI 26-50	W-L RECORDS	RPI 51-100	RPI 101-999	RPI 201+				
13- 9	0- 1	0- 1	OVERALL	1- 1	12- 6	9- 2				
9- 3	0- 0	0- 1	HOME	0- 1	9- 1	8- 0				
3- 5	0- 1	0- 0	AWAY	0- 0	3- 4	1- 1				
1- 1	0- 0	0- 0	NEUTRAL	1- 0	0- 1	0- 1				
8- 4	0- 1	0- 0	NON-CONFERENCE	1- 0	7- 3	5- 1				
6- 1	0- 0	0- 0	HOME	0- 0	6- 1	5- 0				
1- 2	0- 1	0- 0	AWAY	0- 0	1- 1	0- 0				
1- 1	0- 0	0- 0	NEUTRAL	1- 0	0- 1	0- 1				
5- 5	0- 0	0- 1	CONFERENCE	0- 1	5- 3	4- 1				
3- 2	0- 0	0- 1	HOME	0- 1	3- 0	3- 0				
2- 3	0- 0	0- 0	AWAY	0- 0	2- 3	1- 1				
0- 0	0- 0	0- 0	NEUTRAL	0- 0	0- 0	0- 0				

RPI 1-25				RPI 26-50				RPI 51-100				RPI 101+ Team's RPI: 192			
RPI	S	Opponent	Score	RPI	S	Opponent	Score	RPI	S	Opponent	Score	RPI	S	Opponent	Score
10	A	Texas	54 88	46	H	Western Ky.	64 74	74	H	UAB	61 66	105	A	Auburn	59 75
								81	N	Penn St.	71 59	126	A	Little Rock	58 49
												131	A	Middle Tenn.	66 49
												149	H	Clemson	47 55
												165	A	Southern Miss.	50 65
												179	H	Memphis	65 40
												180	A	Fla. Atlantic	72 86
												229	N	Niagara	67 73
												244	H	Grambling	64 53
												251	H	North Texas	61 53
												272	H	McNeese	78 62
												279	H	Alcorn	87 50
												292	A	FIU	54 57
												305	H	UTSA	63 55
												311	H	Old Dominion	59 45
												323	H	Houston Baptist	85 62
												331	A	Marshall	74 65
												333	H	La.-Monroe	71 49
-----															
LAST 12 Division I GAMES:															
				74	H	UAB	61 66	331	A	Marshall	74 65				
				131	A	Middle Tenn.	66 49	165	A	Southern Miss.	50 65				
				46	H	Western Ky.	64 74	305	H	UTSA	63 55				
				311	H	Old Dominion	59 45	251	H	North Texas	61 53				
				180	A	Fla. Atlantic	72 86	279	H	Alcorn	87 50				
				292	A	FIU	54 57	323	H	Houston Baptist	85 62				

Non-Div I Games: LSU-Alexandria 87 47

Louisiana Tech

Average RPI Win:	104	WON-LOST	WINNING	LAST 10	STRENGTH OF	OPP. STRENGTH	TEAM	ADJ.	CONF.	ADJ CONF.
Average RPI Loss:	6	RECORD	PCT. RANK	GAMES	SCHEDULE	OF SCHEDULE	RPI	RPI	RPI	RPI
DIV. I ONLY	24- 1	3	9- 1	20	4	4	4	1	1	
DIV. I NON-CONF.	14- 0	1	1- 0	117	21	11	11	1	1	
-----										
TOTALS	RPI 1-25	RPI 26-50	W-L RECORDS	RPI 51-100	RPI 101-999	RPI 201+				
24- 1	5- 1	5- 0	OVERALL	4- 0	10- 0	5- 0				
13- 1	3- 1	1- 0	HOME	2- 0	7- 0	4- 0				
11- 0	2- 0	4- 0	AWAY	2- 0	3- 0	1- 0				
0- 0	0- 0	0- 0	NEUTRAL	0- 0	0- 0	0- 0				
14- 0	2- 0	2- 0	NON-CONFERENCE	2- 0	8- 0	5- 0				
9- 0	1- 0	1- 0	HOME	1- 0	6- 0	4- 0				
5- 0	1- 0	1- 0	AWAY	1- 0	2- 0	1- 0				
0- 0	0- 0	0- 0	NEUTRAL	0- 0	0- 0	0- 0				
10- 1	3- 1	3- 0	CONFERENCE	2- 0	2- 0	0- 0				
4- 1	2- 1	0- 0	HOME	1- 0	1- 0	0- 0				
6- 0	1- 0	3- 0	AWAY	1- 0	1- 0	0- 0				
0- 0	0- 0	0- 0	NEUTRAL	0- 0	0- 0	0- 0				

RPI 1-25	Team's RPI: 4	RPI 26-50	RPI 51-100	RPI 101+
RPI S Opponent Score	RPI S Opponent Score	RPI S Opponent Score	RPI S Opponent Score	RPI S Opponent Score
2 H Notre Dame 100 67	28 A Virginia 77 41	61 H Toledo 90 55	103 H Wake Forest 89 52	
5 A Ohio St. 95 90	34 H Michigan 74 49	63 H Virginia Tech 67 56	108 A Kentucky 87 63	
6 H Florida St. 49 50	37 A Syracuse 84 77	65 A Georgia Tech 74 71	123 H Vanderbilt 79 57	
7 H Oregon 74 61	41 A South Dakota St. 68 64	70 A Indiana 72 59	131 H Middle Tenn. 80 26	
16 H Duke 66 60	50 A Miami (FL) 84 74		146 A Pittsburgh 77 51	
19 A NC State 55 47			211 H UT Martin 91 56	
			220 H Southeast Mo. St. 80 40	
			307 H Murray St. 115 51	
			313 A Air Force 62 50	
			336 H Tennessee St. 95 56	
-----				
LAST 12 Division I GAMES:				
37 A Syracuse 84 77	2 H Notre Dame 100 67			
28 A Virginia 77 41	63 H Virginia Tech 67 56			
103 H Wake Forest 89 52	16 H Duke 66 60			
50 A Miami (FL) 84 74	19 A NC State 55 47			
6 H Florida St. 49 50	65 A Georgia Tech 74 71			
146 A Pittsburgh 77 51	313 A Air Force 62 50			

Non-Div I Games:

Louisville

Average RPI Win:	304	WON-LOST	WINNING	LAST 10	STRENGTH OF	OPP. STRENGTH	TEAM	ADJ.	CONF.	ADJ CONF.
Average RPI Loss:	154	RECORD	PCT. RANK	GAMES	SCHEDULE	OF SCHEDULE	RPI	RPI	RPI	RPI
DIV. I ONLY	5- 17	305	3- 7	269	196	295	295	24	24	
DIV. I NON-CONF.	2- 9	295	1- 0	239	93	285	285	22	22	
-----										
TOTALS	RPI 1-25	RPI 26-50	W-L RECORDS	RPI 51-100	RPI 101-999	RPI 201+				
5- 17	0- 2	0- 1	OVERALL	0- 2	5- 12	5- 6				
3- 5	0- 1	0- 0	HOME	0- 0	3- 4	3- 3				
2- 12	0- 1	0- 1	AWAY	0- 2	2- 8	2- 3				
0- 0	0- 0	0- 0	NEUTRAL	0- 0	0- 0	0- 0				
2- 9	0- 2	0- 1	NON-CONFERENCE	0- 1	2- 5	2- 2				
1- 3	0- 1	0- 0	HOME	0- 0	1- 2	1- 1				
1- 6	0- 1	0- 1	AWAY	0- 1	1- 3	1- 1				
0- 0	0- 0	0- 0	NEUTRAL	0- 0	0- 0	0- 0				
3- 8	0- 0	0- 0	CONFERENCE	0- 1	3- 7	3- 4				
2- 2	0- 0	0- 0	HOME	0- 0	2- 2	2- 2				
1- 6	0- 0	0- 0	AWAY	0- 1	1- 5	1- 2				
0- 0	0- 0	0- 0	NEUTRAL	0- 0	0- 0	0- 0				

RPI 1-25				RPI 26-50				RPI 51-100				RPI 101+ Team's RPI: 295			
RPI	S	Opponent	Score	RPI	S	Opponent	Score	RPI	S	Opponent	Score	RPI	S	Opponent	Score
13	H	Green Bay	39 76	32	A	Marquette	30 92	86	A	Drake	46 72	109	H	Western Mi ch.	47 65
24	A	DePaul	47 88					97	A	Butler	52 64	115	A	Milwaukee	41 63
												116	A	Missouri St.	36 75
												135	A	Northern Ill.	71 80
												141	A	Southern Ill.	46 62
												153	A	UNI	41 70
												225	H	Youngstown St.	49 73
												248	A	Bradley	71 61
												248	H	Bradley	57 59
												256	H	Indiana St.	65 73
												265	A	Illinois St.	49 57
												265	H	Illinois St.	62 59
												288	A	Valparaiso	60 76
												315	H	Ill.-Chicago	57 55
												318	A	Fort Wayne	70 79
												345	A	Chicago St.	46 28
												348	H	Evansville	82 63
-----															
LAST 12 Division I GAMES:															
248	A	Bradley	71 61	288	A	Valparaiso	60 76	265	H	Illinois St.	62 59				
265	A	Illinois St.	49 57	248	H	Bradley	57 59	86	A	Drake	46 72				
348	H	Evansville	82 63	153	A	UNI	41 70	315	H	Ill.-Chicago	57 55				
256	H	Indiana St.	65 73												
116	A	Missouri St.	36 75												
141	A	Southern Ill.	46 62												

Non-Div I Games:

Loyola Chicago



Average RPI Win:	219	WON-LOST	WINNING	LAST 10	STRENGTH OF	OPP. STRENGTH	TEAM	ADJ.	CONF.	ADJ CONF.
Average RPI Loss:	154	RECORD	PCT. RANK	GAMES	SCHEDULE	OF SCHEDULE	RPI	RPI	RPI	RPI
DIV. I ONLY	7- 15	268	5- 5	129	243	228	228	15	15	
DIV. I NON-CONF.	2- 9	295	0- 1	124	289	267	267	18	18	
-----										
TOTALS	RPI 1-25	RPI 26-50	W-L RECORDS	RPI 51-100	RPI 101-999	RPI 201+				
7- 15	0- 1	0- 1	OVERALL	0- 3	7- 10	5- 5				
4- 5	0- 0	0- 0	HOME	0- 2	4- 3	3- 1				
3- 10	0- 1	0- 1	AWAY	0- 1	3- 7	2- 4				
0- 0	0- 0	0- 0	NEUTRAL	0- 0	0- 0	0- 0				
2- 9	0- 1	0- 1	NON-CONFERENCE	0- 1	2- 6	2- 3				
1- 3	0- 0	0- 0	HOME	0- 1	1- 2	1- 1				
1- 6	0- 1	0- 1	AWAY	0- 0	1- 4	1- 2				
0- 0	0- 0	0- 0	NEUTRAL	0- 0	0- 0	0- 0				
5- 6	0- 0	0- 0	CONFERENCE	0- 2	5- 4	3- 2				
3- 2	0- 0	0- 0	HOME	0- 1	3- 1	2- 0				
2- 4	0- 0	0- 0	AWAY	0- 1	2- 3	1- 2				
0- 0	0- 0	0- 0	NEUTRAL	0- 0	0- 0	0- 0				

RPI 1-25				RPI 26-50				RPI 51-100				RPI 101+				Team's RPI: 228
RPI	S	Opponent	Score	RPI	S	Opponent	Score	RPI	S	Opponent	Score	RPI	S	Opponent	Score	
18	A	Maryl and	45 114	32	A	Marquette	63 83	66	H	Americ an	58 71	125	H	Georgetown	54 72	
								84	A	Navy	44 73	128	A	Del aware	38 71	
								96	H	George Mason	72 80	136	A	Bucknel l	68 65	
												137	A	William & Mary	49 70	
												164	H	Lehi gh	67 64	
												182	A	Army West Point	47 62	
												182	H	Army West Point	62 69	
												203	A	Boston U.	56 75	
												216	A	Norfolk St.	61 58	
												237	A	Holy Cross	65 58	
												237	H	Holy Cross	77 60	
												241	A	Lafayette	54 65	
												263	H	Towson	67 76	
												270	H	Cornell	78 63	
												271	H	Col gate	70 55	
												276	A	St. Francis Brooklyn	47 64	
												283	A	Mt. St. Mary's	63 71	
-----																
LAST 12 Division I GAMES:																
237	A	Holy Cross	65 58	66	H	American	58 71	237	H	Holy Cross	77 60					
182	A	Army West Point	47 62	203	A	Boston U.	56 75	182	H	Army West Point	62 69					
164	H	Lehi gh	67 64	84	A	Navy	44 73	84	A	Navy	44 73					
271	H	Col gate	70 55	128	A	Del aware	38 71									
136	A	Bucknel l	68 65													
241	A	Lafayette	54 65													

Non-Div I Games:

Loyola Maryl and

Average RPI	Win: 217	WON-LOST	WINNING	LAST 10	STRENGTH OF	OPP. STRENGTH	TEAM	ADJ.	CONF.	ADJ CONF.
Average RPI	Loss: 139	RECORD	PCT. RANK	GAMES	SCHEDULE	OF SCHEDULE	RPI	RPI	RPI	RPI
DIV. I ONLY	14- 8	96	5- 5	280	127	160	160	13	13	
DIV. I NON-CONF.	7- 3	74	0- 0	297	124	156	156	11	11	
-----										
TOTALS	RPI 1-25	RPI 26-50	W-L RECORDS	RPI 51-100	RPI 101-999	RPI 201+				
14- 8	0- 0	0- 1	OVERALL	3- 1	11- 6	9- 2				
8- 4	0- 0	0- 0	HOME	2- 1	6- 3	4- 1				
6- 4	0- 0	0- 1	AWAY	1- 0	5- 3	5- 1				
0- 0	0- 0	0- 0	NEUTRAL	0- 0	0- 0	0- 0				
7- 3	0- 0	0- 0	NON-CONFERENCE	2- 1	5- 2	4- 1				
4- 2	0- 0	0- 0	HOME	1- 1	3- 1	2- 0				
3- 1	0- 0	0- 0	AWAY	1- 0	2- 1	2- 1				
0- 0	0- 0	0- 0	NEUTRAL	0- 0	0- 0	0- 0				
7- 5	0- 0	0- 1	CONFERENCE	1- 0	6- 4	5- 1				
4- 2	0- 0	0- 0	HOME	1- 0	3- 2	2- 1				
3- 3	0- 0	0- 1	AWAY	0- 0	3- 2	3- 0				
0- 0	0- 0	0- 0	NEUTRAL	0- 0	0- 0	0- 0				

RPI 1-25				RPI 26-50				RPI 51-100				RPI 101+				Team's RPI: 160
RPI	S	Opponent	Score	RPI	S	Opponent	Score	RPI	S	Opponent	Score	RPI	S	Opponent	Score	
				42	A	Gonzaga	67 77	51	H	Southern California	70 80	119	A	BYU	52 62	
								79	H	Saint Mary's (CA)	69 57	119	H	BYU	55 67	
								88	A	Saint Louis	62 60	151	H	Pacific	75 60	
								95	H	Miami (OH)	84 71	166	A	San Francisco	60 78	
												184	H	CSUN	68 75	
												201	H	UC Santa Barbara	67 61	
												209	H	Eastern Mich.	73 64	
												213	A	San Diego	67 53	
												213	H	San Diego	54 60	
												214	A	SMU	60 63	
												236	H	Pepperdine	75 60	
												243	A	UC Riverside	67 59	
												274	A	Santa Clara	65 51	
												281	H	Arizona	84 70	
												314	A	Portland	63 60	
												314	H	Portland	76 55	
												335	A	Long Beach St.	84 69	
-----																
LAST 12 Division I GAMES:																
314	H	Portland	76 55	213	H	San Diego	54 60									
119	A	BYU	52 62	166	A	San Francisco	60 78									
213	A	San Diego	67 53	42	A	Gonzaga	67 77									
236	H	Pepperdine	75 60	274	A	Santa Clara	65 51									
314	A	Portland	63 60	151	H	Pacific	75 60									
119	H	BYU	55 67	79	H	Saint Mary's (CA)	69 57									

Non-Div I Games: Cal St. Dom. Hills 84 52

Loyola Marymount

Average RPI Win: 221

Average RPI Loss: 57

WON-LOST  
RECORDWINNING  
PCT. RANKLAST 10  
GAMESSTRENGTH OF  
SCHEDULEOPP. STRENGTH  
OF SCHEDULETEAM  
RPIADJ.  
RPICONF.  
RPIADJ CONF.  
RPIDIV. I ONLY  
DIV. I NON-CONF.14- 8  
5- 696  
1878- 2  
1- 0102  
39116  
876  
6676  
6620  
2420  
24

TOTALS

RPI 1-25

RPI 26-50

W-L RECORDS

RPI 51-100

RPI 101-999

RPI 201+

14- 8

0- 3

0- 1

OVERALL

1- 3

13- 1

7- 0

6- 2

0- 0

0- 0

HOME

1- 1

5- 1

4- 0

7- 6

0- 3

0- 1

AWAY

0- 2

7- 0

2- 0

1- 0

0- 0

0- 0

NEUTRAL

0- 0

1- 0

1- 0

5- 6

0- 3

0- 1

NON-CONFERENCE

1- 2

4- 0

2- 0

2- 1

0- 0

0- 0

HOME

1- 1

1- 0

1- 0

2- 5

0- 3

0- 1

AWAY

0- 1

2- 0

0- 0

1- 0

0- 0

0- 0

NEUTRAL

0- 0

1- 0

1- 0

9- 2

0- 0

0- 0

CONFERENCE

0- 1

9- 1

5- 0

4- 1

0- 0

0- 0

HOME

0- 0

4- 1

3- 0

5- 1

0- 0

0- 0

AWAY

0- 1

5- 0

2- 0

0- 0

0- 0

0- 0

NEUTRAL

0- 0

0- 0

0- 0

RPI 1-25

RPI 26-50

RPI 51-100 Team's RPI: 76

RPI 101+

RPI	S	Opponent	Score
3	A	Mississippi St.	43 83
5	A	Ohio St.	70 83
16	A	Duke	39 69

RPI	S	Opponent	Score
50	A	Miami (FL)	70 80

RPI	S	Opponent	Score
61	A	Toledo	64 65
72	H	Harvard	76 51
77	A	Albany (NY)	54 68
98	H	Tulane	34 42

RPI	S	Opponent	Score
113	A	Dartmouth	64 51
145	A	Binghamton	61 38
145	H	Binghamton	62 66
158	A	Hartford	59 44
158	H	Hartford	59 56
185	A	New Hampshire	56 46
197	A	Boston College	61 40
210	H	Stony Brook	64 56
282	H	Bryant	70 68
287	H	Vermont	64 55
293	N	Kennesaw St.	75 39
327	A	UMBC	64 50
327	H	UMBC	69 36
346	A	UMass Lowell	69 51

LAST 12 Division I GAMES:

158	H	Hartford	59 56
145	A	Binghamton	61 38
346	A	UMass Lowell	69 51
327	H	UMBC	69 36
185	A	New Hampshire	56 46
158	A	Hartford	59 44

287	H	Vermont	64 55
77	A	Albany (NY)	54 68
327	A	UMBC	64 50
145	H	Binghamton	62 66
210	H	Stony Brook	64 56
197	A	Boston College	61 40

Non-Div I Games:

Maine Maritime

89 49

Me.-Fort Kent

100 40

Maine

Average RPI Win:	303	WON-LOST	WINNING	LAST 10	STRENGTH OF	OPP. STRENGTH	TEAM	ADJ.	CONF.	ADJ CONF.
Average RPI Loss:	154	RECORD	PCT. RANK	GAMES	SCHEDULE	OF SCHEDULE	RPI	RPI	RPI	RPI
DIV. I ONLY	8- 14	249	4- 6	240	286	252	252	28	28	
DIV. I NON-CONF.	3- 8	268	0- 1	109	244	223	223	26	26	
-----										
TOTALS	RPI 1-25	RPI 26-50	W-L RECORDS	RPI 51-100	RPI 101-999	RPI 201+				
8- 14	0- 0	0- 2	OVERALL	0- 4	8- 8	8- 5				
5- 3	0- 0	0- 0	HOME	0- 3	5- 0	5- 0				
2- 11	0- 0	0- 2	AWAY	0- 1	2- 8	2- 5				
1- 0	0- 0	0- 0	NEUTRAL	0- 0	1- 0	1- 0				
3- 8	0- 0	0- 2	NON-CONFERENCE	0- 3	3- 3	3- 2				
1- 2	0- 0	0- 0	HOME	0- 2	1- 0	1- 0				
1- 6	0- 0	0- 2	AWAY	0- 1	1- 3	1- 2				
1- 0	0- 0	0- 0	NEUTRAL	0- 0	1- 0	1- 0				
5- 6	0- 0	0- 0	CONFERENCE	0- 1	5- 5	5- 3				
4- 1	0- 0	0- 0	HOME	0- 1	4- 0	4- 0				
1- 5	0- 0	0- 0	AWAY	0- 0	1- 5	1- 3				
0- 0	0- 0	0- 0	NEUTRAL	0- 0	0- 0	0- 0				

RPI 1-25				RPI 26-50				RPI 51-100				RPI 101+				Team's RPI: 252	
RPI	S	Opponent	Score	RPI	S	Opponent	Score	RPI	S	Opponent	Score	RPI	S	Opponent	Score		
				28	A	Vi rgi ni a	47 69	62	H	Qui nni pi ac	64 80	170	A	Mari st	40 65		
				36	A	Cal i forni a	66 87	73	H	Fordham	48 54	185	A	New Hampshi re	55 68		
								77	H	Al bany (NY)	56 62	198	A	Si ena	51 56		
								81	A	Penn St.	46 78	210	A	Stony Brook	59 74		
												229	A	Ni agara	64 65		
												253	A	Fai rfi el d	52 55		
												269	A	Ri der	51 67		
												276	H	St. Franci s Brookl yn	57 54		
												277	A	LIU Brookl yn	72 38		
												286	A	Sacred Heart	61 65		
												294	A	Can i si us	59 56		
												294	H	Can i si us	58 39		
												296	H	Monmouth	63 53		
												301 N	Coppi n St.	74 56			
												338	H	I ona	67 63		
												344	H	Sai nt Peter' s	76 64		
LAST 12 Di vi si on I GAMES:																	
				253	A	Fai rfi el d	52 55	294	A	Can i si us	59 56						
				269	A	Ri der	51 67	170	A	Mari st	40 65						
				296	H	Monmouth	63 53	294	H	Can i si us	58 39						
				198	A	Si ena	51 56	62	H	Qui nni pi ac	64 80						
				338	H	I ona	67 63	344	H	Sai nt Peter' s	76 64						
				229	A	Ni agara	64 65	28	A	Vi rgi ni a	47 69						

Non-Di v I Games:

Manhattan

Average RPI Win:	272	WON-LOST	WINNING	LAST 10	STRENGTH OF	OPP. STRENGTH	TEAM	ADJ.	CONF.	ADJ CONF.
Average RPI Loss:	120	RECORD	PCT. RANK	GAMES	SCHEDULE	OF SCHEDULE	RPI	RPI	RPI	RPI
DIV. I ONLY	14- 10	124	8- 2	261	251	170	170	28	28	
DIV. I NON-CONF.	4- 8	239	0- 0	170	175	227	227	26	26	
-----										
TOTALS	RPI 1-25	RPI 26-50	W-L RECORDS	RPI 51-100	RPI 101-999	RPI 201+				
14- 10	0- 0	0- 1	OVERALL	0- 4	14- 5	13- 1				
8- 2	0- 0	0- 0	HOME	0- 1	8- 1	7- 0				
6- 6	0- 0	0- 0	AWAY	0- 2	6- 4	6- 1				
0- 2	0- 0	0- 1	NEUTRAL	0- 1	0- 0	0- 0				
4- 8	0- 0	0- 1	NON-CONFERENCE	0- 3	4- 4	4- 1				
2- 2	0- 0	0- 0	HOME	0- 1	2- 1	2- 0				
2- 4	0- 0	0- 0	AWAY	0- 1	2- 3	2- 1				
0- 2	0- 0	0- 1	NEUTRAL	0- 1	0- 0	0- 0				
10- 2	0- 0	0- 0	CONFERENCE	0- 1	10- 1	9- 0				
6- 0	0- 0	0- 0	HOME	0- 0	6- 0	5- 0				
4- 2	0- 0	0- 0	AWAY	0- 1	4- 1	4- 0				
0- 0	0- 0	0- 0	NEUTRAL	0- 0	0- 0	0- 0				

RPI 1-25				RPI 26-50				RPI 51-100				RPI 101+ Team's RPI: 170			
RPI	S	Opponent	Score	RPI	S	Opponent	Score	RPI	S	Opponent	Score	RPI	S	Opponent	Score
				35	N	Purdue	47 61	51	N	Southern California	57 78	113	H	Dartmouth	51 60
								62	A	Quinnipiac	56 62	134	A	Northeastern	72 78
								84	H	Navy	70 77	175	A	Temple	77 83
								94	A	Seton Hall	60 85	198	A	Siena	53 58
												198	H	Siena	73 54
												203	A	Boston U.	80 52
												229	A	Niagara	84 78
												237	H	Holy Cross	85 74
												252	H	Manhattan	65 40
												253	A	Hawaii	63 70
												253	H	Fairfield	71 63
												269	A	Rider	80 69
												269	H	Rider	68 67
												290	A	Massachusetts	88 60
												294	A	Canisius	78 53
												296	H	Monmouth	69 46
												332	H	Rhode Island	64 42
												338	H	Iona	75 55
												344	A	Saint Peter's	86 53
-----															
LAST 12 Division I GAMES:															
				198	H	Siena	73 54	253	H	Fairfield	71 63				
				338	H	Iona	75 55	62	A	Quinnipiac	56 62				
				294	A	Canisius	78 53	252	H	Manhattan	65 40				
				229	A	Niagara	84 78	344	A	Saint Peter's	86 53				
				269	H	Rider	68 67	296	H	Monmouth	69 46				
				198	A	Siena	53 58	269	A	Rider	80 69				

Non-Div I Games:

Marist

Average RPI Win:	143	WON-LOST	WINNING	LAST 10	STRENGTH OF	OPP. STRENGTH	TEAM	ADJ.	CONF.	ADJ CONF.
Average RPI Loss:	41	RECORD	PCT. RANK	GAMES	SCHEDULE	OF SCHEDULE	RPI	RPI	RPI	RPI
DIV. I ONLY	15- 8	83	7- 3	24	38	32	32	6	6	
DIV. I NON-CONF.	6- 5	153	0- 0	19	48	48	48	6	6	
-----										
TOTALS	RPI 1-25	RPI 26-50	W-L RECORDS	RPI 51-100	RPI 101-999	RPI 201+				
15- 8	1- 4	2- 2	OVERALL	3- 1	9- 1	4- 0				
10- 1	1- 0	0- 1	HOME	3- 0	6- 0	3- 0				
4- 6	0- 3	2- 1	AWAY	0- 1	2- 1	0- 0				
1- 1	0- 1	0- 0	NEUTRAL	0- 0	1- 0	1- 0				
6- 5	0- 3	0- 1	NON-CONFERENCE	0- 1	6- 0	3- 0				
4- 0	0- 0	0- 0	HOME	0- 0	4- 0	2- 0				
1- 4	0- 2	0- 1	AWAY	0- 1	1- 0	0- 0				
1- 1	0- 1	0- 0	NEUTRAL	0- 0	1- 0	1- 0				
9- 3	1- 1	2- 1	CONFERENCE	3- 0	3- 1	1- 0				
6- 1	1- 0	0- 1	HOME	3- 0	2- 0	1- 0				
3- 2	0- 1	2- 0	AWAY	0- 0	1- 1	0- 0				
0- 0	0- 0	0- 0	NEUTRAL	0- 0	0- 0	0- 0				

RPI 1-25				RPI 26-50				Team's RPI: 32				RPI 51-100				RPI 101+			
RPI	S	Opponent	Score	RPI	S	Opponent	Score	RPI	S	Opponent	Score	RPI	S	Opponent	Score	RPI	S	Opponent	Score
2	A	Notre Dame	85 91	26	A	Villanova	67 57	59	H	St. John's (NY)	74 72	115	A	Milwaukee	83 68				
11	N	Tennessee	99 101	34	A	Michigan	76 82	80	A	New Mexico	87 88	125	A	Georgetown	58 85				
13	A	Green Bay	55 63	38	A	Creighton	92 77	94	H	Seton Hall	97 84	182	H	Army West Point	83 53				
24	A	DePaul	83 95	38	H	Creighton	73 74	97	H	Butler	69 67	186	H	Wisconsin	88 65				
24	H	DePaul	93 81									187	A	Providence	77 60				
												187	H	Providence	94 61				
												208	H	Xavier	88 67				
												226	N	Montana	87 68				
												228	H	Loyola Maryland	83 63				
												295	H	Loyola Chicago	92 30				
LAST 12 Division I GAMES:																			
				38	H	Creighton	73 74					97	H	Butler	69 67				
				187	H	Providence	94 61					187	A	Providence	77 60				
				24	A	DePaul	83 95					38	A	Creighton	92 77				
				26	A	Villanova	67 57					24	H	DePaul	93 81				
				125	A	Georgetown	58 85					94	H	Seton Hall	97 84				
				208	H	Xavier	88 67					59	H	St. John's (NY)	74 72				

Non-Div I Games:

Marquette

Average RPI Win:	318	WON-LOST	WINNING	LAST 10	STRENGTH OF	OPP. STRENGTH	TEAM	ADJ.	CONF.	ADJ CONF.
Average RPI Loss:	164	RECORD	PCT. RANK	GAMES	SCHEDULE	OF SCHEDULE	RPI	RPI	RPI	RPI

DIV. I ONLY	5- 15	296	1- 8	315	189	331	331	18	18
DIV. I NON-CONF.	4- 7	226	1- 0	327	239	319	319	19	19
TOTALS	RPI 1-25	RPI 26-50	W-L RECORDS	RPI 51-100	RPI 101-999	RPI 201+			
5- 15	0- 0	0- 1	OVERALL	0- 2	5- 12	5- 3			
4- 7	0- 0	0- 1	HOME	0- 2	4- 4	4- 1			
1- 8	0- 0	0- 0	AWAY	0- 0	1- 8	1- 2			
0- 0	0- 0	0- 0	NEUTRAL	0- 0	0- 0	0- 0			
4- 7	0- 0	0- 0	NON-CONFERENCE	0- 2	4- 5	4- 1			
3- 4	0- 0	0- 0	HOME	0- 2	3- 2	3- 1			
1- 3	0- 0	0- 0	AWAY	0- 0	1- 3	1- 0			
0- 0	0- 0	0- 0	NEUTRAL	0- 0	0- 0	0- 0			
1- 8	0- 0	0- 1	CONFERENCE	0- 0	1- 7	1- 2			
1- 3	0- 0	0- 1	HOME	0- 0	1- 2	1- 0			
0- 5	0- 0	0- 0	AWAY	0- 0	0- 5	0- 2			
0- 0	0- 0	0- 0	NEUTRAL	0- 0	0- 0	0- 0			

RPI 1-25	RPI 26-50	RPI 51-100	RPI 101+	Team's RPI: 331
RPI S Opponent Score	RPI S Opponent Score	RPI S Opponent Score	RPI S Opponent Score	
	46 H Western Ky. 66 86	75 H Ohio 52 54	108 A Kentucky 39 69	
		81 H Penn St. 65 80	124 A Cleveland St. 76 85	
			131 H Middle Tenn. 57 73	
			141 H Southern Ill. 59 64	
			165 A Southern Miss. 61 70	
			173 A Florida 69 74	
			176 A Charlotte 61 67	
			180 A Fla. Atlantic 59 79	
			192 H Louisiana Tech 65 74	
			268 H Appalachian St. 54 56	
			275 H Morgan St. 73 68	
			292 A FIU 54 67	
			292 H FIU 78 75	
			311 A Old Dominion 53 69	
			336 A Tennessee St. 71 65	
			339 H Winthrop 70 40	
			349 H Longwood 90 45	
LAST 12 Division I GAMES:				
165 A Southern Miss. 61 70	192 H Louisiana Tech 65 74			
176 A Charlotte 61 67	292 A FIU 54 67			
292 H FIU 78 75	180 A Fla. Atlantic 59 79			
131 H Middle Tenn. 57 73	336 A Tennessee St. 71 65			
46 H Western Ky. 66 86	268 H Appalachian St. 54 56			
311 A Old Dominion 53 69	173 A Florida 69 74			

Non-Div I Games: Ky. Christian 111 38 Alice Lloyd 96 46

Marshall

Average RPI Loss: 27

DIV. I ONLY	20- 3	9	4- 0	66	23	18	18	3	3
DIV. I NON-CONF.	11- 2	22	1- 0	114	45	36	36	4	4
TOTALS	RPI 1-25	RPI 26-50	W-L RECORDS	RPI 51-100	RPI 101-999	RPI 201+			
20- 3	3- 2	2- 0	OVERALL	4- 1	11- 0	7- 0			
11- 2	3- 1	0- 0	HOME	2- 1	6- 0	4- 0			
8- 1	0- 1	2- 0	AWAY	2- 0	4- 0	2- 0			
1- 0	0- 0	0- 0	NEUTRAL	0- 0	1- 0	1- 0			
11- 2	0- 2	2- 0	NON-CONFERENCE	1- 0	8- 0	7- 0			
6- 1	0- 1	0- 0	HOME	1- 0	5- 0	4- 0			
4- 1	0- 1	2- 0	AWAY	0- 0	2- 0	2- 0			
1- 0	0- 0	0- 0	NEUTRAL	0- 0	1- 0	1- 0			
9- 1	3- 0	0- 0	CONFERENCE	3- 1	3- 0	0- 0			
5- 1	3- 0	0- 0	HOME	1- 1	1- 0	0- 0			
4- 0	0- 0	0- 0	AWAY	2- 0	2- 0	0- 0			
0- 0	0- 0	0- 0	NEUTRAL	0- 0	0- 0	0- 0			

RPI 1-25				Team's RPI: 18	
RPI	S	Opponent	Score		
1	A	UConn	72	97	
5	H	Ohio St.	99	69	
14	H	Rutgers	88	60	
21	H	South Carolina	86	94	
23	H	Iowa	80	64	

RPI 26-50			
RPI	S	Opponent	Score
28	A	Virginia	60 59
50	A	Miami (FL)	79 71

RPI 51-100			
RPI	S	Opponent	Score
56	A	Nebraska	64 57
60	H	Michigan St.	68 82
70	H	Indiana	74 70
77	H	Albany (NY)	91 58
81	A	Penn St.	69 65

RPI 101+			
RPI	S	Opponent	Score
111	H	George Washington	80 54
186	A	Wisconsin	71 44
191	A	Northwestern	68 65
200	H	Illinois	100 65
218	A	Akron	75 54
228	H	Loyola Maryland	114 45
229	H	Niagara	92 65
242	H	Howard	111 49
283	H	Mt. St. Mary's	97 57
293	N	Kennesaw St.	89 35
301	A	Coppin St.	113 49

LAST 12 Division I GAMES:					
50	A	Miami (FL)	79	71	
56	A	Nebraska	64	57	
14	H	Rutgers	88	60	
191	A	Northwestern	68	65	
5	H	Ohio St.	99	69	
70	H	Indiana	74	70	
60	H	Michigan St.	68	82	
186	A	Wisconsin	71	44	
23	H	Iowa	80	64	
81	A	Penn St.	69	65	
200	H	Illinois	100	65	
301	A	Coppin St.	113	49	

### Non-Div I Games:

Maryl and



Massachusetts

Through Games Of Feb. 6, 2018

Average RPI Win: 285	WON-LOST RECORD	WINNING PCT. RANK	LAST 10 GAMES	STRENGTH OF SCHEDULE	OPP. STRENGTH OF SCHEDULE	TEAM RPI	ADJ. RPI	CONF. RPI	ADJ CONF. RPI
Average RPI Loss: 170									
DIV. I ONLY	9- 12	217	3- 7	345	201	290	290	12	12
DIV. I NON-CONF.	6- 5	153	1- 1	345	309	287	287	10	10
-----									
TOTALS	RPI 1-25	RPI 26-50	W-L RECORDS	RPI 51-100	RPI 101-999	RPI 201+			
9- 12	0- 0	0- 1	OVERALL	0- 2	9- 9	8- 4			
5- 5	0- 0	0- 0	HOME	0- 1	5- 4	4- 1			
3- 7	0- 0	0- 1	AWAY	0- 1	3- 5	3- 3			
1- 0	0- 0	0- 0	NEUTRAL	0- 0	1- 0	1- 0			
6- 5	0- 0	0- 0	NON-CONFERENCE	0- 0	6- 5	5- 2			
3- 2	0- 0	0- 0	HOME	0- 0	3- 2	2- 0			
2- 3	0- 0	0- 0	AWAY	0- 0	2- 3	2- 2			
1- 0	0- 0	0- 0	NEUTRAL	0- 0	1- 0	1- 0			
3- 7	0- 0	0- 1	CONFERENCE	0- 2	3- 4	3- 2			
2- 3	0- 0	0- 0	HOME	0- 1	2- 2	2- 1			
1- 4	0- 0	0- 1	AWAY	0- 1	1- 2	1- 1			
0- 0	0- 0	0- 0	NEUTRAL	0- 0	0- 0	0- 0			

RPI S Opponent	Score	RPI S Opponent	Score	RPI S Opponent	Score	RPI S Opponent	Score
		49 A Duquesne	57 60	73 H Fordham	51 62	101 H Liberty	64 61
				88 A Saint Louis	63 64	134 H Northeastern	54 64
						152 A Davi dson	81 87
						157 A North Dakota	52 82
						170 H Marist	60 88
						183 H Saint Joseph' s	79 84
						207 H Ri chmond	39 51
						233 H La Salle	69 66
						238 A St. Bonaventure	59 69
						263 H Towson	72 49
						267 A North Dakota St.	70 82
						299 H VCU	79 75
						302 A Incarnate Word	64 45
						322 A UTRGV	59 67
						332 A Rhode Isl and	61 59
						341 N Mi ssi ssi pi Val .	85 46
						344 H Saint Peter' s	81 65
						346 A UMass Lowell	73 63
LAST 12 Division I GAMES:							
233 H La Salle	69 66	183 H Saint Joseph' s	79 84				
207 H Ri chmond	39 51	238 A St. Bonaventure	59 69				
332 A Rhode Isl and	61 59	73 H Fordham	51 62				
152 A Davi dson	81 87	49 A Duquesne	57 60				
299 H VCU	79 75	170 H Marist	60 88				
88 A Saint Louis	63 64	346 A UMass Lowell	73 63				

Non-Div I Games: Me.-Fort Kent 111 45 Fisher 121 38

Massachusetts

Loss, Non-Conf, S Site, H Home A Away N Neutral

Average RPI Win:	317	WON-LOST	WINNING	LAST 10	STRENGTH OF	OPP. STRENGTH	TEAM	ADJ.	CONF.	ADJ CONF.
Average RPI Loss:	155	RECORD	PCT. RANK	GAMES	SCHEDULE	OF SCHEDULE	RPI	RPI	RPI	RPI
DIV. I ONLY	7- 11	239	6- 4	328	185	272	272	25	25	
DIV. I NON-CONF.	1- 7	310	0- 2	130	85	284	284	25	25	
-----										
TOTALS	RPI 1-25	RPI 26-50	W-L RECORDS	RPI 51-100	RPI 101-999	RPI 201+				
7- 11	0- 2	0- 0	OVERALL	0- 1	7- 8	7- 5				
2- 5	0- 0	0- 0	HOME	0- 1	2- 4	2- 4				
5- 6	0- 2	0- 0	AWAY	0- 0	5- 4	5- 1				
0- 0	0- 0	0- 0	NEUTRAL	0- 0	0- 0	0- 0				
1- 7	0- 2	0- 0	NON-CONFERENCE	0- 1	1- 4	1- 2				
1- 2	0- 0	0- 0	HOME	0- 1	1- 1	1- 1				
0- 5	0- 2	0- 0	AWAY	0- 0	0- 3	0- 1				
0- 0	0- 0	0- 0	NEUTRAL	0- 0	0- 0	0- 0				
6- 4	0- 0	0- 0	CONFERENCE	0- 0	6- 4	6- 3				
1- 3	0- 0	0- 0	HOME	0- 0	1- 3	1- 3				
5- 1	0- 0	0- 0	AWAY	0- 0	5- 1	5- 0				
0- 0	0- 0	0- 0	NEUTRAL	0- 0	0- 0	0- 0				

RPI 1-25				RPI 26-50				RPI 51-100				RPI 101+ Team's RPI: 272			
RPI	S	Opponent	Score	RPI	S	Opponent	Score	RPI	S	Opponent	Score	RPI	S	Opponent	Score
9	A	Bayl or	34 95					98	H	Tul ane	66 70	104	A	Lamar University	58 83
10	A	Texas	34 100									150	A	Loui si ana	86 98
												192	A	Loui si ana Tech	62 78
												202	H	Abilene Christian	75 80
												214	A	SMU	59 65
												223	H	New Orleans	64 77
												244	H	Grambling	60 75
												258	H	Ni chol ls St.	54 61
												284	A	Southeastern La.	77 65
												302	A	Incarnate Word	66 57
												323	A	Houston Baptist	86 74
												325	A	Northwestern St.	60 44
												325	H	Northwestern St.	72 67
												330	A	Sam Houston St.	66 63
												333	H	La. -Monroe	65 61
-----															
LAST 12 Division I GAMES:															
325	A	Northwestern St.	60 44	223	H	New Orleans	64 77								
330	A	Sam Houston St.	66 63	202	H	Abilene Christian	75 80								
104	A	Lamar University	58 83	325	H	Northwestern St.	72 67								
323	A	Houston Baptist	86 74	302	A	Incarnate Word	66 57								
284	A	Southeastern La.	77 65	214	A	SMU	59 65								
258	H	Ni chol ls St.	54 61	192	A	Loui si ana Tech	62 78								

Non-Div I Games: LSU-Alexandria 73 53 Louisiana Col. 84 46 Southern-N. O. 76 61

McNeese

Loss, Non-Conf, S Site, H Home A Away N Neutral

Average RPI Win:	211	WON-LOST	WINNING	LAST 10	STRENGTH OF	OPP. STRENGTH	TEAM	ADJ.	CONF.	ADJ CONF.
Average RPI Loss:	95	RECORD	PCT. RANK	GAMES	SCHEDULE	OF SCHEDULE	RPI	RPI	RPI	RPI
DIV. I ONLY	7- 15	268	3- 7	35	91	179	179	8	8	
DIV. I NON-CONF.	5- 8	220	3- 0	83	184	206	206	7	7	
-----										
TOTALS	RPI 1-25	RPI 26-50	W-L RECORDS	RPI 51-100	RPI 101-999	RPI 201+				
7- 15	0- 4	0- 2	OVERALL	1- 1	6- 8	4- 0				
5- 6	0- 1	0- 1	HOME	1- 1	4- 3	4- 0				
2- 6	0- 1	0- 1	AWAY	0- 0	2- 4	0- 0				
0- 3	0- 2	0- 0	NEUTRAL	0- 0	0- 1	0- 0				
5- 8	0- 2	0- 0	NON-CONFERENCE	1- 1	4- 5	3- 0				
4- 3	0- 0	0- 0	HOME	1- 1	3- 2	3- 0				
1- 2	0- 0	0- 0	AWAY	0- 0	1- 2	0- 0				
0- 3	0- 2	0- 0	NEUTRAL	0- 0	0- 1	0- 0				
2- 7	0- 2	0- 2	CONFERENCE	0- 0	2- 3	1- 0				
1- 3	0- 1	0- 1	HOME	0- 0	1- 1	1- 0				
1- 4	0- 1	0- 1	AWAY	0- 0	1- 2	0- 0				
0- 0	0- 0	0- 0	NEUTRAL	0- 0	0- 0	0- 0				

RPI	S	Opponent	Score	RPI	S	Opponent	Score	RPI	S	Opponent	Score	RPI	S	Opponent	Score	Team's RPI: 179
1	A	UConn	49 97	27	H	South Fla.	62 81	64	H	IUPUI	57 80	123	A	Vanderbilt	71 60	
1	H	UConn	36 93	47	A	UCF	41 61	74	H	UAB	64 62	126	A	Little Rock	57 86	
5	N	Ohio St.	69 100									138	N	Kent St.	55 70	
24	N	DePaul	67 81									141	H	Southern Ill.	56 68	
												142	A	Cincinnati	53 64	
												155	A	Wichita St.	61 69	
												155	H	Wichita St.	64 77	
												169	A	Tulsa	69 48	
												192	A	Louisiana Tech	40 65	
												200	H	Illinois	47 63	
												219	H	East Carolina	72 36	
												244	H	Grambling	57 48	
												309	H	Jackson St.	64 53	
												336	H	Tennessee St.	79 75	
-----																
LAST 12 Division I GAMES:																
47	A	UCF	41 61	155	A	Wichita St.	61 69									
155	H	Wichita St.	64 77	219	H	East Carolina	72 36									
1	H	UConn	36 93	1	A	UConn	49 97									
142	A	Cincinnati	53 64	244	H	Grambling	57 48									
27	H	South Fla.	62 81	309	H	Jackson St.	64 53									
169	A	Tulsa	69 48	123	A	Vanderbilt	71 60									

Non-Div I Games:

Memphis

Average RPI Loss: 33

DIV. I ONLY	22- 2	5	10- 0	225	171	58	58	17	17
DIV. I NON-CONF.	13- 2	20	3- 0	223	189	65	65	16	16
TOTALS	RPI 1-25	RPI 26-50	W-L RECORDS	RPI 51-100	RPI 101-999	RPI 201+			
22- 2	0- 1	1- 1	OVERALL	2- 0	19- 0	11- 0			
10- 1	0- 1	0- 0	HOME	0- 0	10- 0	7- 0			
11- 0	0- 0	1- 0	AWAY	2- 0	8- 0	3- 0			
1- 1	0- 0	0- 1	NEUTRAL	0- 0	1- 0	1- 0			
13- 2	0- 1	1- 1	NON-CONFERENCE	1- 0	11- 0	7- 0			
6- 1	0- 1	0- 0	HOME	0- 0	6- 0	4- 0			
6- 0	0- 0	1- 0	AWAY	1- 0	4- 0	2- 0			
1- 1	0- 0	0- 1	NEUTRAL	0- 0	1- 0	1- 0			
9- 0	0- 0	0- 0	CONFERENCE	1- 0	8- 0	4- 0			
4- 0	0- 0	0- 0	HOME	0- 0	4- 0	3- 0			
5- 0	0- 0	0- 0	AWAY	1- 0	4- 0	1- 0			
0- 0	0- 0	0- 0	NEUTRAL	0- 0	0- 0	0- 0			

RPI 1-25				RPI 26-50				RPI 51-100				Team's RPI: 58				RPI 101+			
RPI	S	Opponent	Score	RPI	S	Opponent	Score	RPI	S	Opponent	Score	RPI	S	Opponent	Score	RPI	S	Opponent	Score
20	H	Georgia	54 72	46	N	Western Ky.	62 67	91	A	North Carolina	97 86	111	H	George Washington	61 44				
				47	A	UCF	73 64	92	A	Chattanooga	71 50	144	A	ETSU	85 65				
												152	H	Davidson	69 54				
												167	A	Samford	73 59				
												176	A	Charlotte	90 74				
												180	A	Fla. Atlantic	66 55				
												188	A	Furman	86 64				
												188	H	Furman	65 53				
												232	H	UNCG	80 57				
												242	H	Howard	70 44				
												246	A	UNC Asheville	67 56				
												247	A	Campbell	58 57				
												273	A	Wofford	71 46				
												273	H	Wofford	80 39				
												299	N	VCU	70 54				
												320	H	Ga. Southern	72 45				
												321	H	South Carolina St.	74 53				
												326	H	Western Caro.	72 50				
												339	H	Winthrop	93 45				
LAST 12 Division I GAMES:																			
273	H	Wofford	80 39	167	A	Samford	73 59												
188	H	Furman	65 53	188	A	Furman	86 64												
92	A	Chattanooga	71 50	273	A	Wofford	71 46												
144	A	ETSU	85 65	176	A	Charlotte	90 74												
326	H	Western Caro.	72 50	91	A	North Carolina	97 86												
232	H	UNCG	80 57	242	H	Howard	70 44												

Mercer

Average RPI	Win:	155	WON-LOST RECORD	WINNING PCT. RANK	LAST 10 GAMES	STRENGTH OF SCHEDULE	OPP. STRENGTH OF SCHEDULE	TEAM RPI	ADJ. RPI	CONF. RPI	ADJ CONF. RPI
Average RPI	Loss:	46									
DIV. I ONLY		16- 7		69	6- 4	49	35	50	50	1	1
DIV. I NON-CONF.		10- 3		51	2- 0	179	95	95	95	1	1
-----											
TOTALS	RPI 1-25		RPI 26-50		W-L RECORDS	RPI 51-100		RPI 101-999		RPI 201+	
16- 7	1- 4		1- 0		OVERALL	4- 1		10- 2		5- 0	
10- 4	1- 2		1- 0		HOME	2- 1		6- 1		4- 0	
4- 3	0- 2		0- 0		AWAY	2- 0		2- 1		0- 0	
2- 0	0- 0		0- 0		NEUTRAL	0- 0		2- 0		1- 0	
10- 3	0- 1		0- 0		NON-CONFERENCE	2- 1		8- 1		5- 0	
8- 2	0- 1		0- 0		HOME	2- 1		6- 0		4- 0	
0- 1	0- 0		0- 0		AWAY	0- 0		0- 1		0- 0	
2- 0	0- 0		0- 0		NEUTRAL	0- 0		2- 0		1- 0	
6- 4	1- 3		1- 0		CONFERENCE	2- 0		2- 1		0- 0	
2- 2	1- 1		1- 0		HOME	0- 0		0- 1		0- 0	
4- 2	0- 2		0- 0		AWAY	2- 0		2- 0		0- 0	
0- 0	0- 0		0- 0		NEUTRAL	0- 0		0- 0		0- 0	

RPI	S	Opponent	Score	RPI	S	Opponent	Score	Team's RPI: 50	RPI	S	Opponent	Score	RPI	S	Opponent	Score
2	A	Notre Dame	76 83	37	H	Syracuse	72 67		59	H	St. John's (NY)	64 74	103	H	Wake Forest	50 61
4	H	Louisville	74 84						60	H	Michigan St.	67 57	108	H	Kentucky	65 54
6	A	Florida St.	67 105						63	A	Virginia Tech	82 78	130	H	Bethune-Cookman	85 39
16	H	Duke	51 48						76	H	Maine	80 70	132	A	Colorado	61 67
18	H	Maryland	71 79						91	A	North Carolina	92 72	141	N	Southern Ill.	75 65
													149	A	Clemson	72 60
													197	A	Boston College	65 43
													223	H	New Orleans	76 46
													285	N	Sacramento St.	82 56
													287	H	Vermont	73 49
													292	H	FIU	77 69
													317	H	Alabama St.	79 31
-----																
LAST 12 Division I GAMES:																
91	A	North Carolina	92 72	6	A	Florida St.	67 105		103	H	Wake Forest	50 61				
63	A	Virginia Tech	82 78	2	A	Notre Dame	76 83		16	H	Duke	51 48				
4	H	Louisville	74 84	130	H	Bethune-Cookman	85 39		141	N	Southern Ill.	75 65				
197	A	Boston College	65 43													
37	H	Syracuse	72 67													
149	A	Clemson	72 60													

Non-Div I Games:

Miami (FL)

Average RPI	Win:	206	WON-LOST	WINNING	LAST 10	STRENGTH OF	OPP. STRENGTH	TEAM	ADJ.	CONF.	ADJ CONF.
Average RPI	Loss:	93	RECORD	PCT. RANK	GAMES	SCHEDULE	OF SCHEDULE	RPI	RPI	RPI	RPI
DIV. I ONLY		14- 8	96	5- 5	143	152	95	95	7	7	
DIV. I NON-CONF.		8- 3	65	1- 0	248	314	96	96	8	8	
-----											
TOTALS	RPI 1-25		RPI 26-50		W-L RECORDS		RPI 51-100		RPI 101-999		RPI 201+
14- 8	0- 1		0- 3		OVERALL		2- 0		12- 4		7- 1
8- 2	0- 0		0- 1		HOME		1- 0		7- 1		5- 1
5- 6	0- 1		0- 2		AWAY		1- 0		4- 3		2- 0
1- 0	0- 0		0- 0		NEUTRAL		0- 0		1- 0		0- 0
8- 3	0- 0		0- 1		NON-CONFERENCE		1- 0		7- 2		5- 0
5- 0	0- 0		0- 0		HOME		0- 0		5- 0		4- 0
2- 3	0- 0		0- 1		AWAY		1- 0		1- 2		1- 0
1- 0	0- 0		0- 0		NEUTRAL		0- 0		1- 0		0- 0
6- 5	0- 1		0- 2		CONFERENCE		1- 0		5- 2		2- 1
3- 2	0- 0		0- 1		HOME		1- 0		2- 1		1- 1
3- 3	0- 1		0- 1		AWAY		0- 0		3- 1		1- 0
0- 0	0- 0		0- 0		NEUTRAL		0- 0		0- 0		0- 0

RPI	S	Opponent	Score	RPI	S	Opponent	Score	RPI	S	Opponent	Score	RPI	S	Opponent	Score
22	A	Buffalo	67 72	29	H	Central Mich.	66 84	64	A	IUPUI	96 83	109	A	Western Mich.	70 81
				35	A	Purdue	66 75	75	H	Ohio	64 55	135	A	Northern Ill.	77 62
				40	A	Ball St.	61 86					135	H	Northern Ill.	67 65
												142	A	Cincinnati	62 73
												160	A	Loyola Marymount	71 84
												174	H	Jacksonville St.	58 55
												181	A	Bowling Green	66 62
												196	N	Denver	69 52
												209	A	Eastern Mich.	73 69
												209	H	Eastern Mich.	59 74
												218	H	Akron	75 67
												256	A	Indiana St.	68 56
												288	H	Valparaiso	77 68
												294	H	Cani sus	72 47
												310	H	Detroit Mercy	91 64
												343	H	Florida A&M	73 33
-----															
LAST 12 Division I GAMES:															
181	A	Bowling Green	66 62	209	H	Eastern Mich.	59 74								
135	A	Northern Ill.	77 62	22	A	Buffalo	67 72								
75	H	Ohio	64 55	29	H	Central Mich.	66 84								
209	A	Eastern Mich.	73 69	40	A	Ball St.	61 86								
109	A	Western Mich.	70 81	135	H	Northern Ill.	67 65								
218	H	Akron	75 67	343	H	Florida A&M	73 33								

Non-Div I Games:

Average RPI Loss: 14

DIV. I ONLY	19- 6	44	7- 3	64	18	34	34	3	3
DIV. I NON-CONF.	11- 2	22	0- 0	146	65	46	46	4	4
TOTALS	RPI 1-25	RPI 26-50	W-L RECORDS	RPI 51-100	RPI 101-999	RPI 201+			
19- 6	1- 5	1- 1	OVERALL	6- 0	11- 0	6- 0			
12- 3	0- 2	1- 1	HOME	4- 0	7- 0	4- 0			
7- 3	1- 3	0- 0	AWAY	2- 0	4- 0	2- 0			
0- 0	0- 0	0- 0	NEUTRAL	0- 0	0- 0	0- 0			
11- 2	0- 2	1- 0	NON-CONFERENCE	2- 0	8- 0	6- 0			
8- 1	0- 1	1- 0	HOME	1- 0	6- 0	4- 0			
3- 1	0- 1	0- 0	AWAY	1- 0	2- 0	2- 0			
0- 0	0- 0	0- 0	NEUTRAL	0- 0	0- 0	0- 0			
8- 4	1- 3	0- 1	CONFERENCE	4- 0	3- 0	0- 0			
4- 2	0- 1	0- 1	HOME	3- 0	1- 0	0- 0			
4- 2	1- 2	0- 0	AWAY	1- 0	2- 0	0- 0			
0- 0	0- 0	0- 0	NEUTRAL	0- 0	0- 0	0- 0			

RPI 1-25				RPI 26-50				Team's RPI: 34				RPI 51-100				RPI 101+			
RPI	S	Opponent	Score	RPI	S	Opponent	Score	RPI	S	Opponent	Score	RPI	S	Opponent	Score	RPI	S	Opponent	Score
2	H	Notre Dame	63 83	32	H	Marquette	82 76	56	A	Nebraska	69 64	101	H	Liberty	74 50				
4	A	Louisville	49 74	35	H	Purdue	79 81	60	H	Michigan St.	74 48	138	H	Kent St.	54 41				
5	A	Ohio St.	84 75					70	H	Indiana	84 79	186	A	Wisconsin	80 57				
5	H	Ohio St.	71 78					75	A	Ohio	74 61	191	A	Northwestern	80 59				
14	A	Rutgers	56 63					81	H	Penn St.	89 69	200	H	Illinois	86 42				
23	A	Iowa	72 82					96	H	George Mason	75 61	204	H	Oakland	78 69				
LAST 12 Division I GAMES:																			
14	A	Rutgers	56 63	56	A	Nebraska	69 64												
35	H	Purdue	79 81	70	H	Indiana	84 79												
191	A	Northwestern	80 59	5	H	Ohio St.	71 78												
60	H	Michigan St.	74 48	186	A	Wisconsin	80 57												
200	H	Illinois	86 42	23	A	Iowa	72 82												
5	A	Ohio St.	84 75	81	H	Penn St.	89 69												

Mi chi gan

Average RPI Win:	173	WON-LOST	WINNING	LAST 10	STRENGTH OF	OPP. STRENGTH	TEAM	ADJ.	CONF.	ADJ CONF.
Average RPI Loss:	33	RECORD	PCT. RANK	GAMES	SCHEDULE	OF SCHEDULE	RPI	RPI	RPI	RPI
DIV. I ONLY	14- 10	124	3- 7	38	30	60	60	3	3	
DIV. I NON-CONF.	10- 3	51	1- 0	95	63	39	39	4	4	
-----										
TOTALS	RPI 1-25	RPI 26-50	W-L RECORDS	RPI 51-100	RPI 101-999	RPI 201+				
14- 10	1- 5	1- 2	OVERALL	2- 3	10- 0	5- 0				
7- 3	0- 2	0- 0	HOME	1- 1	6- 0	3- 0				
5- 6	1- 2	0- 2	AWAY	1- 2	3- 0	1- 0				
2- 1	0- 1	1- 0	NEUTRAL	0- 0	1- 0	1- 0				
10- 3	0- 2	1- 1	NON-CONFERENCE	1- 0	8- 0	5- 0				
6- 0	0- 0	0- 0	HOME	1- 0	5- 0	3- 0				
2- 2	0- 1	0- 1	AWAY	0- 0	2- 0	1- 0				
2- 1	0- 1	1- 0	NEUTRAL	0- 0	1- 0	1- 0				
4- 7	1- 3	0- 1	CONFERENCE	1- 3	2- 0	0- 0				
1- 3	0- 2	0- 0	HOME	0- 1	1- 0	0- 0				
3- 4	1- 1	0- 1	AWAY	1- 2	1- 0	0- 0				
0- 0	0- 0	0- 0	NEUTRAL	0- 0	0- 0	0- 0				

RPI 1-25				RPI 26-50				RPI 51-100				RPI 101+			
RPI	S	Opponent	Score	RPI	S	Opponent	Score	RPI	S	Opponent	Score	RPI	S	Opponent	Score
1	N	UConn	62 96	27	N	South Fla.	83 73	52	A	Minnesota	77 83	109	H	Western Mi ch.	65 62
2	A	Notre Dame	59 90	34	A	Michigan	48 74	62	H	Quinnipiac	74 55	144	A	ETSU	83 74
5	A	Ohio St.	62 78	50	A	Miami (FL)	57 67	70	A	Indiana	68 46	148	H	Robert Morris	100 58
14	H	Rutgers	58 61					70	H	Indiana	65 69	191	H	Northwestern	81 51
18	A	Maryland	82 68					81	A	Penn St.	59 74	200	A	Illinois	67 55
23	H	Iowa	68 71									204	H	Oakland	95 63
												261	H	Col. of Charleston	107 43
												310	A	Detroit Mercy	97 60
												332	H	Rhode Island	82 38
												341	N	Mississippi Val.	83 64
-----															
LAST 12 Division I GAMES:															
81	A	Penn St.	59 74	18	A	Maryland	82 68	52	A	Minnesota	77 83	191	H	Northwestern	81 51
23	H	Iowa	68 71	50	A	Ohio St.	62 78	70	H	Rutgers	58 61	200	A	Illinois	67 55
5	A	Michigan	48 74	70	H	Indiana	65 69	81	A	Penn St.	59 74				
34	A	Miami (FL)	57 67												
200	A	Mississippi Val.	83 64												

Non-Div I Games:

Michigan St.



Average RPI Win:	234	WON-LOST	WINNING	LAST 10	STRENGTH OF	OPP. STRENGTH	TEAM	ADJ.	CONF.	ADJ CONF.
Average RPI Loss:	91	RECORD	PCT. RANK	GAMES	SCHEDULE	OF SCHEDULE	RPI	RPI	RPI	RPI
DIV. I ONLY	13- 9	121	6- 4	182	128	131	131	18	18	
DIV. I NON-CONF.	8- 5	111	2- 1	246	61	120	120	19	19	
-----										
TOTALS	RPI 1-25	RPI 26-50	W-L RECORDS	RPI 51-100	RPI 101-999	RPI 201+				
13- 9	0- 1	0- 1	OVERALL	0- 4	13- 3	8- 0				
7- 3	0- 0	0- 0	HOME	0- 1	7- 2	4- 0				
5- 5	0- 1	0- 1	AWAY	0- 2	5- 1	3- 0				
1- 1	0- 0	0- 0	NEUTRAL	0- 1	1- 0	1- 0				
8- 5	0- 1	0- 0	NON-CONFERENCE	0- 3	8- 1	5- 0				
5- 0	0- 0	0- 0	HOME	0- 0	5- 0	3- 0				
2- 4	0- 1	0- 0	AWAY	0- 2	2- 1	1- 0				
1- 1	0- 0	0- 0	NEUTRAL	0- 1	1- 0	1- 0				
5- 4	0- 0	0- 1	CONFERENCE	0- 1	5- 2	3- 0				
2- 3	0- 0	0- 0	HOME	0- 1	2- 2	1- 0				
3- 1	0- 0	0- 1	AWAY	0- 0	3- 0	2- 0				
0- 0	0- 0	0- 0	NEUTRAL	0- 0	0- 0	0- 0				

RPI 1-25				RPI 26-50				RPI 51-100				RPI 101+				Team's RPI: 131
RPI	S	Opponent	Score	RPI	S	Opponent	Score	RPI	S	Opponent	Score	RPI	S	Opponent	Score	
4	A	Louisville	26 80	46	A	Western Ky.	43 57	51	N	Southern California	57 72	108	H	Kentucky	62 57	
								65	A	Georgia Tech	45 48	121	A	Ole Miss	56 65	
								74	H	UAB	51 59	122	A	UTEP	54 45	
								98	A	Tulane	44 62	123	A	Vanderbilt	65 54	
												165	H	Southern Miss.	53 61	
												176	H	Charlotte	64 45	
												192	H	Louisiana Tech	49 66	
												194	H	Troy	73 57	
												246	A	UNC Asheville	72 57	
												251	H	North Texas	56 48	
												260	H	Lipscomb	72 48	
												294	N	Canisius	55 45	
												301	H	Coppin St.	69 39	
												305	A	UTSA	62 47	
												329	H	Tennessee Tech	58 44	
												331	A	Marshall	73 57	
-----																
LAST 12 Division I GAMES:																
192	H	Louisiana Tech	49 66	305	A	UTSA	62 47									
176	H	Charlotte	64 45	74	H	UAB	51 59									
331	A	Marshall	73 57	46	A	Western Ky.	43 57									
165	H	Southern Miss.	53 61	108	H	Kentucky	62 57									
251	H	North Texas	56 48	294	N	Canisius	55 45									
122	A	UTEP	54 45	51	N	Southern California	57 72									

Non-Div I Games:

Middle Tenn.

Average RPI Win:	234	WON-LOST	WINNING	LAST 10	STRENGTH OF	OPP. STRENGTH	TEAM	ADJ.	CONF.	ADJ CONF.
Average RPI Loss:	81	RECORD	PCT. RANK	GAMES	SCHEDULE	OF SCHEDULE	RPI	RPI	RPI	RPI
DIV. I ONLY	17- 7	62	7- 3	264	147	115	115	11	11	
DIV. I NON-CONF.	9- 3	61	0- 0	285	156	113	113	13	13	
-----										
TOTALS	RPI 1-25	RPI 26-50	W-L RECORDS	RPI 51-100	RPI 101-999	RPI 201+				
17- 7	0- 1	0- 2	OVERALL	1- 3	16- 1	11- 1				
7- 3	0- 0	0- 1	HOME	1- 1	6- 1	5- 1				
9- 3	0- 1	0- 0	AWAY	0- 2	9- 0	6- 0				
1- 1	0- 0	0- 1	NEUTRAL	0- 0	1- 0	0- 0				
9- 3	0- 0	0- 2	NON-CONFERENCE	0- 1	9- 0	5- 0				
3- 1	0- 0	0- 1	HOME	0- 0	3- 0	3- 0				
5- 1	0- 0	0- 0	AWAY	0- 1	5- 0	2- 0				
1- 1	0- 0	0- 1	NEUTRAL	0- 0	1- 0	0- 0				
8- 4	0- 1	0- 0	CONFERENCE	1- 2	7- 1	6- 1				
4- 2	0- 0	0- 0	HOME	1- 1	3- 1	2- 1				
4- 2	0- 1	0- 0	AWAY	0- 1	4- 0	4- 0				
0- 0	0- 0	0- 0	NEUTRAL	0- 0	0- 0	0- 0				

RPI	S	Opponent	Score	RPI	S	Opponent	Score	RPI	S	Opponent	Score	RPI	S	Opponent	Score	Team's RPI: 115
13	A	Green Bay	29 52	32	H	Marquette	68 83	64	H	IUPUI	68 70	106	A	Western Ill.	77 67	
				43	N	Houston	59 74	86	A	Drake	73 77	124	H	Cleveland St.	79 72	
								93	A	Wright St.	51 56	184	N	CSUN	58 50	
								93	H	Wright St.	59 53	186	A	Wisconsin	67 64	
												191	A	Northwestern	66 57	
												204	A	Oakland	74 62	
												225	H	Youngstown St.	62 61	
												239	A	Northern Ky.	52 49	
												239	H	Northern Ky.	57 60	
												265	H	Illinois St.	61 59	
												267	H	North Dakota St.	74 38	
												295	H	Loyola Chicago	63 41	
												310	A	Detroit Mercy	70 61	
												315	A	Ill.-Chicago	76 53	
												315	H	Ill.-Chicago	59 44	
												318	A	Fort Wayne	60 48	
												345	A	Chicago St.	84 59	
-----																
LAST 12 Division I GAMES:																
				239	H	Northern Ky.	57 60	315	A	Ill.-Chicago	76 53					
				93	H	Wright St.	59 53	225	H	Youngstown St.	62 61					
				315	H	Ill.-Chicago	59 44	124	H	Cleveland St.	79 72					
				64	H	IUPUI	68 70	13	A	Green Bay	29 52					
				310	A	Detroit Mercy	70 61	93	A	Wright St.	51 56					
				204	A	Oakland	74 62	239	A	Northern Ky.	52 49					

Non-Div I Games:

Milwaukee

Average RPI Win:	169	WON-LOST	WINNING	LAST 10	STRENGTH OF	OPP. STRENGTH	TEAM	ADJ.	CONF.	ADJ CONF.
Average RPI Loss:	67	RECORD	PCT. RANK	GAMES	SCHEDULE	OF SCHEDULE	RPI	RPI	RPI	RPI
DIV. I ONLY	17- 6	53	6- 4	140	48	52	52	3	3	
DIV. I NON-CONF.	11- 2	22	2- 0	287	122	75	75	4	4	
-----										
TOTALS	RPI 1-25	RPI 26-50	W-L RECORDS	RPI 51-100	RPI 101-999	RPI 201+				
17- 6	1- 3	0- 0	OVERALL	3- 2	13- 1	5- 1				
10- 1	1- 0	0- 0	HOME	1- 1	8- 0	4- 0				
6- 5	0- 3	0- 0	AWAY	2- 1	4- 1	1- 1				
1- 0	0- 0	0- 0	NEUTRAL	0- 0	1- 0	0- 0				
11- 2	0- 0	0- 0	NON-CONFERENCE	1- 1	10- 1	5- 1				
7- 0	0- 0	0- 0	HOME	0- 0	7- 0	4- 0				
3- 2	0- 0	0- 0	AWAY	1- 1	2- 1	1- 1				
1- 0	0- 0	0- 0	NEUTRAL	0- 0	1- 0	0- 0				
6- 4	1- 3	0- 0	CONFERENCE	2- 1	3- 0	0- 0				
3- 1	1- 0	0- 0	HOME	1- 1	1- 0	0- 0				
3- 3	0- 3	0- 0	AWAY	1- 0	2- 0	0- 0				
0- 0	0- 0	0- 0	NEUTRAL	0- 0	0- 0	0- 0				

RPI	S	Opponent	Score	RPI	S	Opponent	Score	RPI	S	Opponent	Score	RPI	S	Opponent	Score
5	A	Ohio St.	75 91					56	H	Nebraska	74 79	103	N	Wake Forest	93 81
14	A	Rutgers	70 80					60	H	Michigan St.	83 77	125	A	Georgetown	73 63
23	A	Iowa	84 92					81	A	Penn St.	91 71	161	H	Cal Poly	112 68
23	H	Iowa	77 72					91	A	North Carolina	83 88	164	H	Lehigh	107 73
								100	A	UNLV	79 72	186	A	Wisconsin	71 61
												186	H	Wisconsin	90 65
												191	A	Northwestern	90 63
												197	H	Boston College	78 68
												208	H	Xavier	74 62
												209	H	Eastern Mich.	80 56
												213	A	San Diego	69 72
												243	H	UC Riverside	101 75
												299	H	VCU	108 63
												332	A	Rhode Island	82 60
-----															
Team's RPI: 52															
LAST 12 Division I GAMES:															
23	A	Iowa	84 92	60	H	Michigan St.	83 77	5	A	Ohio St.	75 91				
186	A	Wisconsin	71 61	56	H	Nebraska	74 79								
23	H	Iowa	77 72	191	A	Northwestern	90 63								
186	H	Wisconsin	90 65	243	H	UC Riverside	101 75								
14	A	Rutgers	70 80	161	H	Cal Poly	112 68								
81	A	Penn St.	91 71												

Non-Div I Games:

Minnesota

Average RPI	Win:	97	WON-LOST	WINNING	LAST 10	STRENGTH OF	OPP. STRENGTH	TEAM	ADJ.	CONF.	ADJ CONF.
Average RPI	Loss:	0	RECORD	PCT. RANK	GAMES	SCHEDULE	OF SCHEDULE	RPI	RPI	RPI	RPI
DIV. I ONLY		24- 0		1	10- 0	9	31	3	3	2	2
DIV. I NON-CONF.		14- 0		1	2- 0	37	33	3	3	2	2
-----											
TOTALS	RPI 1-25		RPI 26-50		W-L RECORDS	RPI 51-100		RPI 101-999		RPI 201+	
24- 0	7- 0		3- 0		OVERALL	5- 0		9- 0		2- 0	
13- 0	2- 0		1- 0		HOME	4- 0		6- 0		2- 0	
6- 0	4- 0		0- 0		AWAY	1- 0		1- 0		0- 0	
5- 0	1- 0		2- 0		NEUTRAL	0- 0		2- 0		0- 0	
14- 0	2- 0		3- 0		NON-CONFERENCE	3- 0		6- 0		2- 0	
8- 0	1- 0		1- 0		HOME	2- 0		4- 0		2- 0	
1- 0	0- 0		0- 0		AWAY	1- 0		0- 0		0- 0	
5- 0	1- 0		2- 0		NEUTRAL	0- 0		2- 0		0- 0	
10- 0	5- 0		0- 0		CONFERENCE	2- 0		3- 0		0- 0	
5- 0	1- 0		0- 0		HOME	2- 0		2- 0		0- 0	
5- 0	4- 0		0- 0		AWAY	0- 0		1- 0		0- 0	
0- 0	0- 0		0- 0		NEUTRAL	0- 0		0- 0		0- 0	

RPI	S	Opponent	Score	RPI	S	Opponent	Score	RPI	S	Opponent	Score	RPI	S	Opponent	Score
7	H	Oregon	90 79	28	H	Virginia	68 53	55	H	Oklahoma St.	79 76	121	A	Ole Miss	69 49
11	A	Tennessee	71 52	33	N	Arizona St.	65 57	76	H	Maine	83 43	121	H	Ole Miss	76 45
13	N	Green Bay	67 46	37	N	Syracuse	76 65	87	H	Arkansas	111 69	126	H	Little Rock	86 48
17	A	Missouri	57 53					99	H	Alabama	75 61	150	N	Louisiana	94 37
20	A	Georgia	86 62					100	A	UNLV	103 63	165	H	Southern Miss.	91 56
21	H	South Carolina	67 53									173	H	Florida	90 53
25	A	LSU	83 70									189	N	Columbia	90 54
												316	H	Georgia St.	106 50
												341	H	Mississippi Val.	112 36
-----															
LAST 12 Division I GAMES:															
21	H	South Carolina	67 53	121	H	Ole Miss	76 45								
17	A	Missouri	57 53	25	A	LSU	83 70								
121	A	Ole Miss	69 49	87	H	Arkansas	111 69								
173	H	Florida	90 53	20	A	Georgia	86 62								
11	A	Tennessee	71 52	341	H	Mississippi Val.	112 36								
99	H	Alabama	75 61	37	N	Syracuse	76 65								

Non-Div I Games:

Mi ssi ssi ppi St.

Average RPI Win: 309	WON-LOST RECORD	WINNING PCT. RANK	LAST 10 GAMES	STRENGTH OF SCHEDULE	OPP. STRENGTH OF SCHEDULE	TEAM RPI	ADJ. RPI	CONF. RPI	ADJ CONF. RPI
Average RPI Loss: 207									
DIV. I ONLY	1- 22	347	1- 9	260	326	341	341	32	32
DIV. I NON-CONF.	0- 12	337	0- 1	78	174	298	298	32	32
-----									
TOTALS	RPI 1-25	RPI 26-50	W-L RECORDS	RPI 51-100	RPI 101-999	RPI 201+			
1- 22	0- 1	0- 2	OVERALL	0- 3	1- 16	1- 13			
1- 7	0- 0	0- 0	HOME	0- 0	1- 7	1- 6			
0- 10	0- 0	0- 0	AWAY	0- 0	0- 0	0- 0			
0- 5	0- 0	0- 1	NEUTRAL	0- 2	0- 2	0- 2			
0- 12	0- 1	0- 2	NON-CONFERENCE	0- 3	0- 6	0- 4			
0- 1	0- 0	0- 0	HOME	0- 0	0- 1	0- 1			
0- 6	0- 1	0- 1	AWAY	0- 1	0- 3	0- 1			
0- 5	0- 0	0- 1	NEUTRAL	0- 2	0- 2	0- 2			
1- 10	0- 0	0- 0	CONFERENCE	0- 0	1- 10	1- 9			
1- 6	0- 0	0- 0	HOME	0- 0	1- 6	1- 5			
0- 4	0- 0	0- 0	AWAY	0- 0	0- 4	0- 4			
0- 0	0- 0	0- 0	NEUTRAL	0- 0	0- 0	0- 0			

RPI 1-25				RPI 26-50				RPI 51-100				RPI 101+ Team's RPI: 341			
RPI	S	Opponent	Score	RPI	S	Opponent	Score	RPI	S	Opponent	Score	RPI	S	Opponent	Score
3	A	Mi ssi ssi ppi St.	36 112	44	N	Dayton	46 65	60	N	Mi chi gan St.	64 83	132	A	Col orado	48 85
				46	A	Western Ky.	48 87	74	A	UAB	72 87	165	A	Southern Mi ss.	69 84
								86	N	Drake	60 96	168	H	Southern U.	54 70
												244	H	Grambl ing	62 64
												245	A	Texas Southern	39 55
												258	H	Ni chol l s St.	57 62
												262	A	Prai ri e Vi ew	73 78
												279	H	Al corn	70 76
												290	N	Massachusetts	46 85
												305	N	UTSA	55 68
												306	A	Al abama A&M	48 65
												306	H	Al abama A&M	49 57
												307	A	Murray St.	63 64
												309	H	Jackson St.	72 61
												317	A	Al abama St.	41 76
												317	H	Al abama St.	62 70
												337	H	Ark. -Pi ne Bl uff	59 64
-----															
LAST 12 Di vi si on I GAMES:															
306	H	Al abama A&M	49 57	168	H	Southern U.	54 70								
317	H	Al abama St.	62 70	279	H	Al corn	70 76								
244	H	Grambl ing	62 64	306	A	Al abama A&M	48 65								
309	H	Jackson St.	72 61	317	A	Al abama St.	41 76								
262	A	Prai ri e Vi ew	73 78	337	H	Ark. -Pi ne Bl uff	59 64								
245	A	Texas Southern	39 55	3	A	Mi ssi ssi ppi St.	36 112								

Non-Di v I Games:

Average RPI	Win: 125	WON-LOST RECORD	WINNING PCT. RANK	LAST 10 GAMES	STRENGTH OF SCHEDULE	OPP. STRENGTH OF SCHEDULE	TEAM RPI	ADJ. RPI	CONF. RPI	ADJ CONF. RPI
Average RPI	Loss: 23									
DIV. I ONLY	18- 5	33	6- 4	26	22	17	17	2	2	
DIV. I NON-CONF.	12- 1	6	2- 0	84	37	13	13	2	2	
-----										
TOTALS	RPI 1-25	RPI 26-50	W-L RECORDS	RPI 51-100	RPI 101-999	RPI 201+				
18- 5	1- 4	1- 1	OVERALL	7- 0	9- 0	3- 0				
9- 2	1- 2	0- 0	HOME	4- 0	4- 0	1- 0				
5- 2	0- 2	1- 0	AWAY	1- 0	3- 0	0- 0				
4- 1	0- 0	0- 1	NEUTRAL	2- 0	2- 0	2- 0				
12- 1	0- 0	1- 1	NON-CONFERENCE	5- 0	6- 0	3- 0				
6- 0	0- 0	0- 0	HOME	3- 0	3- 0	1- 0				
2- 0	0- 0	1- 0	AWAY	0- 0	1- 0	0- 0				
4- 1	0- 0	0- 1	NEUTRAL	2- 0	2- 0	2- 0				
6- 4	1- 4	0- 0	CONFERENCE	2- 0	3- 0	0- 0				
3- 2	1- 2	0- 0	HOME	1- 0	1- 0	0- 0				
3- 2	0- 2	0- 0	AWAY	1- 0	2- 0	0- 0				
0- 0	0- 0	0- 0	NEUTRAL	0- 0	0- 0	0- 0				

RPI	S	Opponent	Score	RPI	S	Opponent	Score	RPI	S	Opponent	Score	RPI	S	Opponent	Score
3	H	Mississippi St.	53 57	36	A	California	55 52	62	N	Quinnipiac	66 51	116	A	Missouri St.	69 59
20	A	Georgia	50 62	46	N	Western Ky.	76 79	70	N	Indiana	75 55	121	A	Ole Miss	67 48
21	A	South Carolina	54 64					87	H	Arkansas	88 54	123	A	Vanderbilt	81 70
21	H	South Carolina	83 74					88	H	Saint Louis	70 58	133	H	SIUE	78 48
25	H	LSU	65 69					89	H	Kansas St.	73 59	173	H	Florida	66 64
								93	H	Wright St.	82 80	200	H	Illinois	72 55
								99	A	Alabama	62 56	208	N	Xavier	74 48
												223	H	New Orleans	81 45
												301	N	Coppin St.	73 50
-----															
LAST 12 Division I GAMES:															
173	H	Florida	66 64	123	A	Vanderbilt	81 70								
3	H	Mississippi St.	53 57	21	H	South Carolina	83 74								
21	A	South Carolina	54 64	25	H	LSU	65 69								
20	A	Georgia	50 62	99	A	Alabama	62 56								
87	H	Arkansas	88 54	200	H	Illinois	72 55								
121	A	Ole Miss	67 48	208	N	Xavier	74 48								

Non-Div I Games:

Missouri

Average RPI Win:	232	WON-LOST	WINNING	LAST 10	STRENGTH OF	OPP. STRENGTH	TEAM	ADJ.	CONF.	ADJ CONF.
Average RPI Loss:	85	RECORD	PCT. RANK	GAMES	SCHEDULE	OF SCHEDULE	RPI	RPI	RPI	RPI
DIV. I ONLY	11- 10	159	7- 3	113	167	116	116	24	24	
DIV. I NON-CONF.	3- 7	254	0- 1	18	69	159	159	22	22	
-----										
TOTALS	RPI 1-25	RPI 26-50	W-L RECORDS	RPI 51-100	RPI 101-999	RPI 201+				
11- 10	0- 2	0- 1	OVERALL	0- 4	11- 3	7- 0				
6- 2	0- 1	0- 0	HOME	0- 1	6- 0	3- 0				
5- 6	0- 0	0- 1	AWAY	0- 2	5- 3	4- 0				
0- 2	0- 1	0- 0	NEUTRAL	0- 1	0- 0	0- 0				
3- 7	0- 2	0- 1	NON-CONFERENCE	0- 2	3- 2	1- 0				
3- 1	0- 1	0- 0	HOME	0- 0	3- 0	1- 0				
0- 4	0- 0	0- 1	AWAY	0- 1	0- 2	0- 0				
0- 2	0- 1	0- 0	NEUTRAL	0- 1	0- 0	0- 0				
8- 3	0- 0	0- 0	CONFERENCE	0- 2	8- 1	6- 0				
3- 1	0- 0	0- 0	HOME	0- 1	3- 0	2- 0				
5- 2	0- 0	0- 0	AWAY	0- 1	5- 1	4- 0				
0- 0	0- 0	0- 0	NEUTRAL	0- 0	0- 0	0- 0				

RPI 1-25				RPI 26-50				RPI 51-100				RPI 101+ Team's RPI: 116			
RPI	S	Opponent	Score	RPI	S	Opponent	Score	RPI	S	Opponent	Score	RPI	S	Opponent	Score
9	N	Bayl or	58 100	40	A	Bal l St.	58 70	86	A	Drake	65 84	126	A	Little Rock	51 63
17	H	Missouri	59 69					86	H	Drake	68 80	141	A	Southern Ill.	69 71
								90	N	Penn	60 65	153	A	UNI	57 52
								99	A	Al abama	61 65	153	H	UNI	62 52
												155	A	Wi chi ta St.	58 72
												155	H	Wi chi ta St.	94 71
												191	H	Northwestern	90 59
												205	H	Oral Roberts	76 66
												248	A	Bradley	71 65
												256	A	Indiana St.	77 63
												265	A	Illinois St.	56 50
												288	H	Valparaiso	83 60
												295	H	Loyola Chicago	75 36
												348	A	Evansville	95 65
LAST 12 Division I GAMES:															
				86	A	Drake	65 84	265	A	Illinois St.	56 50				
				153	A	UNI	57 52	153	H	UNI	62 52				
				141	A	Southern Ill.	69 71	86	H	Drake	68 80				
				295	H	Loyola Chicago	75 36	348	A	Evansville	95 65				
				288	H	Valparaiso	83 60	256	A	Indiana St.	77 63				
				248	A	Bradley	71 65	99	A	Al abama	61 65				

Non-Div I Games: Central Mo. 62 36

Missouri St.

**Monmouth**

Monmouth

Monmouth



Average RPI Win:	252	WON-LOST	WINNING	LAST 10	STRENGTH OF	OPP. STRENGTH	TEAM	ADJ.	CONF.	ADJ CONF.
Average RPI Loss:	115	RECORD	PCT. RANK	GAMES	SCHEDULE	OF SCHEDULE	RPI	RPI	RPI	RPI
DIV. I ONLY	11- 10	159	7- 3	285	114	226	226	19	19	
DIV. I NON-CONF.	3- 7	254	0- 0	159	191	275	275	15	15	
TOTALS	RPI 1-25	RPI 26-50	W-L RECORDS	RPI 51-100	RPI 101-999	RPI 201+				
11- 10	0- 0	0- 4	OVERALL	0- 1	11- 5	7- 3				
8- 4	0- 0	0- 2	HOME	0- 0	8- 2	5- 1				
3- 4	0- 0	0- 1	AWAY	0- 1	3- 2	2- 1				
0- 2	0- 0	0- 1	NEUTRAL	0- 0	0- 1	0- 1				
3- 7	0- 0	0- 2	NON-CONFERENCE	0- 1	3- 4	2- 2				
3- 3	0- 0	0- 1	HOME	0- 0	3- 2	2- 1				
0- 2	0- 0	0- 0	AWAY	0- 1	0- 1	0- 0				
0- 2	0- 0	0- 1	NEUTRAL	0- 0	0- 1	0- 1				
8- 3	0- 0	0- 2	CONFERENCE	0- 0	8- 1	5- 1				
5- 1	0- 0	0- 1	HOME	0- 0	5- 0	3- 0				
3- 2	0- 0	0- 1	AWAY	0- 0	3- 1	2- 1				
0- 0	0- 0	0- 0	NEUTRAL	0- 0	0- 0	0- 0				

RPI S Opponent Score	RPI S Opponent Score	RPI S Opponent Score	RPI S Opponent Score
	31 A Northern Colo. 50 68	77 A Wyomi ng 62 67	108 H Kentucky 54 71
	31 H Northern Colo. 58 64		126 H SFA 60 52
	32 N Marquette 68 87		147 A Fresno St. 58 61
	42 H Gonzaga 55 70		154 H Portland St. 69 53
			157 A North Dakota 54 43
			157 H North Dakota 53 51
			206 H Seattle U 64 78
			222 A Montana St. 64 81
			256 N Indiana St. 45 57
			285 H Sacramento St. 68 59
			298 H Cal St. Fullerton 68 47
			304 A Southern Utah 74 65
			304 H Southern Utah 81 71
			324 A Northern Ari z. 69 52
			324 H Northern Ari z. 70 62
			335 H Long Beach St. 67 60
LAST 12 Division I GAMES:			
157 H North Dakota 53 51	285 H Sacramento St. 68 59	31 A Northern Colo. 50 68	
31 H Northern Colo. 58 64	157 A North Dakota 54 43	304 H Southern Utah 81 71	
324 A Northern Ari z. 69 52	304 H Southern Utah 70 62	324 H Northern Ari z. 70 62	
304 A Southern Utah 74 65	206 H Seattle U 64 78		
222 A Montana St. 64 81			
154 H Portland St. 69 53			

Non-Div I Games: Rocky Mountain 54 38

Montana

Average RPI Win:	250	WON-LOST	WINNING	LAST 10	STRENGTH OF	OPP. STRENGTH	TEAM	ADJ.	CONF.	ADJ CONF.
Average RPI Loss:	136	RECORD	PCT. RANK	GAMES	SCHEDULE	OF SCHEDULE	RPI	RPI	RPI	RPI
DIV. I ONLY	11- 9	143	6- 4	324	111	222	222	19	19	
DIV. I NON-CONF.	4- 5	202	0- 1	255	206	205	205	15	15	
-----										
TOTALS	RPI 1-25	RPI 26-50	W-L RECORDS	RPI 51-100	RPI 101-999	RPI 201+				
11- 9	0- 0	0- 2	OVERALL	1- 1	10- 6	8- 2				
7- 2	0- 0	0- 1	HOME	1- 0	6- 1	4- 0				
3- 6	0- 0	0- 1	AWAY	0- 1	3- 4	3- 2				
1- 1	0- 0	0- 0	NEUTRAL	0- 0	1- 1	1- 0				
4- 5	0- 0	0- 0	NON-CONFERENCE	1- 1	3- 4	2- 2				
2- 0	0- 0	0- 0	HOME	1- 0	1- 0	0- 0				
1- 4	0- 0	0- 0	AWAY	0- 1	1- 3	1- 2				
1- 1	0- 0	0- 0	NEUTRAL	0- 0	1- 1	1- 0				
7- 4	0- 0	0- 2	CONFERENCE	0- 0	7- 2	6- 0				
5- 2	0- 0	0- 1	HOME	0- 0	5- 1	4- 0				
2- 2	0- 0	0- 1	AWAY	0- 0	2- 1	2- 0				
0- 0	0- 0	0- 0	NEUTRAL	0- 0	0- 0	0- 0				

RPI S Opponent	Score	RPI S Opponent	Score	RPI S Opponent	Score	RPI S Opponent	Score
31 A Northern Colo.	69 82	31 H Northern Colo.	63 78	51 A Southern California	47 98	119 A BYU	54 75
				77 H Wyoming	50 46	126 H SFA	59 54
						154 H Portland St.	60 69
						157 A North Dakota	70 79
						157 H North Dakota	72 56
						190 N Nevada	53 67
						226 H Montana	81 64
						234 A Omaha	53 64
						253 A Hawaii	75 81
						285 H Sacramento St.	85 50
						291 N Utah St.	64 52
						304 A Southern Utah	63 57
						304 H Southern Utah	91 71
						324 A Northern Ariz.	78 56
						324 H Northern Ariz.	81 39
						335 A Long Beach St.	62 51
-----							
Team's RPI: 222							
LAST 12 Division I GAMES:							
31 H Northern Colo.	63 78	154 H Portland St.	60 69				
157 H North Dakota	72 56	157 A North Dakota	70 79				
304 A Southern Utah	63 57	31 A Northern Colo.	69 82				
324 A Northern Ariz.	78 56	324 H Northern Ariz.	81 39				
226 H Montana	81 64	304 H Southern Utah	91 71				
285 H Sacramento St.	85 50	119 A BYU	54 75				

Non-Div I Games: Mont. St. Billings 67 47 Providence (MT) 66 31

Montana St.

Average RPI Win: 284	WON-LOST RECORD	WINNING PCT. RANK	LAST 10 GAMES	STRENGTH OF SCHEDULE	OPP. STRENGTH OF SCHEDULE	TEAM RPI	ADJ. RPI	CONF. RPI	ADJ CONF. RPI
Average RPI Loss: 145									
DIV. I ONLY	15- 8	83	7- 3	337	290	215	215	26	26
DIV. I NON-CONF.	7- 4	102	0- 0	337	285	228	228	27	27
-----									
TOTALS	RPI 1-25	RPI 26-50	W-L RECORDS	RPI 51-100	RPI 101-999	RPI 201+			
15- 8	0- 0	0- 0	OVERALL	0- 2	15- 6	14- 2			
5- 5	0- 0	0- 0	HOME	0- 1	5- 4	4- 2			
10- 3	0- 0	0- 0	AWAY	0- 0	10- 0	10- 0			
0- 0	0- 0	0- 0	NEUTRAL	0- 0	0- 0	0- 0			
7- 4	0- 0	0- 0	NON-CONFERENCE	0- 1	7- 3	6- 2			
2- 2	0- 0	0- 0	HOME	0- 0	2- 2	1- 2			
5- 2	0- 0	0- 0	AWAY	0- 1	5- 1	5- 0			
0- 0	0- 0	0- 0	NEUTRAL	0- 0	0- 0	0- 0			
8- 4	0- 0	0- 0	CONFERENCE	0- 1	8- 3	8- 0			
3- 3	0- 0	0- 0	HOME	0- 1	3- 2	3- 0			
5- 1	0- 0	0- 0	AWAY	0- 0	5- 1	5- 0			
0- 0	0- 0	0- 0	NEUTRAL	0- 0	0- 0	0- 0			

RPI 1-25				RPI 26-50				RPI 51-100				RPI 101+ Team's RPI: 215			
RPI	S	Opponent	Score	RPI	S	Opponent	Score	RPI	S	Opponent	Score	RPI	S	Opponent	Score
								53	A	West Virginia	56 66	108	A	Kentucky	53 86
								68	H	Belmont	62 83	133	H	SIUE	51 66
												141	H	Southern Ill.	85 81
												174	A	Jacksonville St.	64 70
												174	H	Jacksonville St.	65 67
												211	A	UT Martin	81 76
												217	H	Gardner-Webb	60 68
												220	A	Southeast Mo. St.	59 56
												227	A	Austin Peay	66 59
												230	H	North Florida	56 61
												260	A	Lipscomb	75 55
												276	A	St. Francis Brooklyn	73 59
												285	H	Sacramento St.	75 71
												294	A	Canisius	76 52
												307	A	Murray St.	82 80
												329	A	Tennessee Tech	74 67
												329	H	Tennessee Tech	53 51
												336	H	Tennessee St.	97 81
												345	A	Chicago St.	79 40
												347	H	Eastern Ill.	89 81
												348	A	Evansville	82 75
-----															
LAST 12 Division I GAMES:															
				68	H	Belmont	62 83	211	A	UT Martin	81 76				
				336	H	Tennessee St.	97 81	220	A	Southeast Mo. St.	59 56				
				227	A	Austin Peay	66 59	133	H	SIUE	51 66				
				307	A	Murray St.	82 80	347	H	Eastern Ill.	89 81				
				329	H	Tennessee Tech	53 51	174	A	Jacksonville St.	64 70				
				174	H	Jacksonville St.	65 67	329	A	Tennessee Tech	74 67				

Non-Div I Games: Brescia 120 41 Ky. Christian 115 39

Morehead St.

Average RPI Win:	308	WON-LOST	WINNING	LAST 10	STRENGTH OF	OPP. STRENGTH	TEAM	ADJ.	CONF.	ADJ CONF.
Average RPI Loss:	184	RECORD	PCT. RANK	GAMES	SCHEDULE	OF SCHEDULE	RPI	RPI	RPI	RPI
DIV. I ONLY	10- 11	193	5- 5	344	298	275	275	31	31	
DIV. I NON-CONF.	5- 6	187	1- 1	282	180	214	214	31	31	
-----										
TOTALS	RPI 1-25	RPI 26-50	W-L RECORDS	RPI 51-100	RPI 101-999	RPI 201+				
10- 11	0- 1	0- 2	OVERALL	0- 1	10- 7	10- 6				
7- 2	0- 0	0- 0	HOME	0- 0	7- 2	7- 2				
3- 8	0- 0	0- 0	AWAY	0- 0	3- 0	3- 0				
0- 1	0- 1	0- 0	NEUTRAL	0- 0	0- 0	0- 0				
5- 6	0- 1	0- 2	NON-CONFERENCE	0- 1	5- 2	5- 1				
3- 0	0- 0	0- 0	HOME	0- 0	3- 0	3- 0				
2- 5	0- 0	0- 2	AWAY	0- 1	2- 2	2- 1				
0- 1	0- 1	0- 0	NEUTRAL	0- 0	0- 0	0- 0				
5- 5	0- 0	0- 0	CONFERENCE	0- 0	5- 5	5- 5				
4- 2	0- 0	0- 0	HOME	0- 0	4- 2	4- 2				
1- 3	0- 0	0- 0	AWAY	0- 0	1- 3	1- 3				
0- 0	0- 0	0- 0	NEUTRAL	0- 0	0- 0	0- 0				

RPI 1-25				RPI 26-50				RPI 51-100				RPI 101+ Team's RPI: 275			
RPI	S	Opponent	Score	RPI	S	Opponent	Score	RPI	S	Opponent	Score	RPI	S	Opponent	Score
23	N	Iowa	46 90	37	A	Syracuse	68 95	53	A	West Virginia	41 84	112	A	Colorado St.	44 60
				44	A	Dayton	52 88					216	A	Norfolk St.	55 53
												224	A	N. C. A&T	60 67
												242	H	Howard	61 68
												283	H	Mt. St. Mary's	75 67
												289	A	Central Conn. St.	61 41
												292	H	FIU	62 51
												301	A	Coppin St.	53 55
												303	H	UMES	63 50
												321	H	South Carolina St.	65 55
												328	H	Delaware St.	54 62
												331	A	Marshall	68 73
												334	A	N. C. Central	57 60
												340	H	Savannah St.	73 67
												342	H	NJIT	55 43
												343	H	Florida A&M	61 56
												346	A	UMass Lowell	65 59
-----															
LAST 12 Division I GAMES:															
				242	H	Howard	61 68	224	A	N. C. A&T	60 67				
				216	A	Norfolk St.	55 53	340	H	Savannah St.	73 67				
				321	H	South Carolina St.	65 55	343	H	Florida A&M	61 56				
				328	H	Delaware St.	54 62	303	H	UMES	63 50				
				301	A	Coppin St.	53 55	346	A	UMass Lowell	65 59				
				334	A	N. C. Central	57 60	112	A	Colorado St.	44 60				

Non-Div I Games: Cheyney 123 53 Lincoln (PA) 60 41

Morgan St.

Loss, Non-Conf, S Site, H Home A Away N Neutral

Average RPI Win: 279

Average RPI Loss: 207

WON-LOST  
RECORDWINNING  
PCT. RANKLAST 10  
GAMESSTRENGTH OF  
SCHEDULEOPP. STRENGTH  
OF SCHEDULETEAM  
RPIADJ.  
RPICONF.  
RPIADJ CONF.  
RPI

DIV. I ONLY	7- 15	268	3- 7	281	315	283	283	29	29
DIV. I NON-CONF.	3- 8	268	1- 0	210	242	257	257	29	29
TOTALS	RPI 1-25	RPI 26-50	W-L RECORDS	RPI 51-100	RPI 101-999	RPI 201+			
7- 15	0- 2	0- 0	OVERALL	0- 0	7- 13	7- 10			
4- 5	0- 0	0- 0	HOME	0- 0	4- 5	4- 4			
3- 10	0- 0	0- 0	AWAY	0- 0	3- 0	3- 0			
0- 0	0- 0	0- 0	NEUTRAL	0- 0	0- 0	0- 0			
3- 8	0- 2	0- 0	NON-CONFERENCE	0- 0	3- 6	3- 5			
2- 1	0- 0	0- 0	HOME	0- 0	2- 1	2- 1			
1- 7	0- 2	0- 0	AWAY	0- 0	1- 5	1- 4			
0- 0	0- 0	0- 0	NEUTRAL	0- 0	0- 0	0- 0			
4- 7	0- 0	0- 0	CONFERENCE	0- 0	4- 7	4- 5			
2- 4	0- 0	0- 0	HOME	0- 0	2- 4	2- 3			
2- 3	0- 0	0- 0	AWAY	0- 0	2- 3	2- 2			
0- 0	0- 0	0- 0	NEUTRAL	0- 0	0- 0	0- 0			

RPI	S	Opponent	Score	RPI	S	Opponent	Score	RPI	S	Opponent	Score	RPI	S	Opponent	Score	Team's RPI: 283
2	A	Notre Dame	65 121									129	A	Saint Francis (PA)	88 92	
18	A	Maryland	57 97									148	H	Robert Morris	68 77	
												164	A	Lehigh	71 75	
												208	A	Xavier	45 66	
												217	H	Gardner-Webb	67 75	
												228	H	Loyola Maryland	71 63	
												253	A	Fairfield	65 76	
												266	H	Fairleigh Dickinson	55 52	
												269	H	Rider	82 78	
												275	A	Morgan St.	67 75	
												276	A	St. Francis Brooklyn	73 82	
												276	H	St. Francis Brooklyn	56 75	
												277	A	LIU Brooklyn	48 53	
												277	H	LIU Brooklyn	59 61	
												282	A	Bryant	68 63	
												286	H	Sacred Heart	52 82	
												289	A	Central Conn. St.	68 56	
												301	A	Coppin St.	54 68	
												303	A	UMES	66 63	
												319	H	Wagner	79 56	
LAST 12 Division I GAMES:																
276	H	St. Francis Brooklyn	56 75	276	A	St. Francis Brooklyn	73 82									
277	H	LIU Brooklyn	59 61	266	H	Fairleigh Dickinson	55 52									
319	H	Wagner	79 56	286	H	Sacred Heart	52 82									
148	H	Robert Morris	68 77	282	A	Bryant	68 63									
129	A	Saint Francis (PA)	88 92	289	A	Central Conn. St.	68 56									
277	A	LIU Brooklyn	48 53	303	A	UMES	66 63									

Non-Div I Games:

Mt. St. Mary's

Average RPI Win: 305	WON-LOST RECORD	WINNING PCT. RANK	LAST 10 GAMES	STRENGTH OF SCHEDULE	OPP. STRENGTH OF SCHEDULE	TEAM RPI	ADJ. RPI	CONF. RPI	ADJ CONF. RPI
Average RPI Loss: 181									
DIV. I ONLY	7- 15	268	3- 7	322	263	307	307	26	26
DIV. I NON-CONF.	3- 7	254	0- 0	320	238	305	305	27	27
-----									
TOTALS	RPI 1-25	RPI 26-50	W-L RECORDS	RPI 51-100	RPI 101-999	RPI 201+			
7- 15	0- 1	0- 0	OVERALL	0- 3	7- 11	7- 8			
4- 6	0- 0	0- 0	HOME	0- 1	4- 5	4- 3			
3- 9	0- 1	0- 0	AWAY	0- 2	3- 6	3- 5			
0- 0	0- 0	0- 0	NEUTRAL	0- 0	0- 0	0- 0			
3- 7	0- 1	0- 0	NON-CONFERENCE	0- 2	3- 4	3- 3			
2- 2	0- 0	0- 0	HOME	0- 1	2- 1	2- 0			
1- 5	0- 1	0- 0	AWAY	0- 1	1- 3	1- 3			
0- 0	0- 0	0- 0	NEUTRAL	0- 0	0- 0	0- 0			
4- 8	0- 0	0- 0	CONFERENCE	0- 1	4- 7	4- 5			
2- 4	0- 0	0- 0	HOME	0- 0	2- 4	2- 3			
2- 4	0- 0	0- 0	AWAY	0- 1	2- 3	2- 2			
0- 0	0- 0	0- 0	NEUTRAL	0- 0	0- 0	0- 0			

RPI 1-25				RPI 26-50				RPI 51-100				RPI 101+ Team's RPI: 307			
RPI	S	Opponent	Score	RPI	S	Opponent	Score	RPI	S	Opponent	Score	RPI	S	Opponent	Score
4	A	Louisville	51 115					68	A	Belmont	65 70	133	H	SIUE	70 75
								97	H	Butler	59 88	144	H	ETSU	68 96
								99	A	Alabama	47 68	174	A	Jacksonville St.	65 97
												211	A	UT Martin	67 85
												211	H	UT Martin	80 97
												215	H	Morehead St.	80 82
												220	A	Southeast Mo. St.	70 80
												220	H	Southeast Mo. St.	74 85
												232	A	UNCG	63 52
												239	H	Northern Ky.	98 87
												260	A	Lipscomb	64 65
												306	A	Alabama A&M	54 71
												312	H	Eastern Ky.	75 68
												329	A	Tennessee Tech	72 63
												336	A	Tennessee St.	85 73
												341	H	Mississippi Val.	64 63
												347	H	Eastern Ill.	72 61
												348	A	Evansville	81 89
-----															
LAST 12 Division I GAMES:															
211	A	UT Martin	67 85	329	A	Tennessee Tech	72 63								
220	A	Southeast Mo. St.	70 80	174	A	Jacksonville St.	65 97								
312	H	Eastern Ky.	75 68	211	H	UT Martin	80 97								
215	H	Morehead St.	80 82	220	H	Southeast Mo. St.	74 85								
336	A	Tennessee St.	85 73	133	H	SIUE	70 75								
68	A	Belmont	65 70	347	H	Eastern Ill.	72 61								

Non-Div I Games: Bethel (TN) 81 76

Murray St.

Average RPI Win:	295	WON-LOST	WINNING	LAST 10	STRENGTH OF	OPP. STRENGTH	TEAM	ADJ.	CONF.	ADJ CONF.
Average RPI Loss:	97	RECORD	PCT. RANK	GAMES	SCHEDULE	OF SCHEDULE	RPI	RPI	RPI	RPI
DIV. I ONLY	11- 8	130	8- 1	302	204	224	224	31	31	
DIV. I NON-CONF.	3- 7	254	1- 1	199	64	273	273	31	31	
-----										
TOTALS	RPI 1-25	RPI 26-50	W-L RECORDS	RPI 51-100	RPI 101-999	RPI 201+				
11- 8	0- 1	0- 1	OVERALL	0- 3	11- 3	11- 1				
8- 3	0- 1	0- 0	HOME	0- 1	8- 1	8- 0				
3- 3	0- 0	0- 0	AWAY	0- 1	3- 2	3- 1				
0- 2	0- 0	0- 1	NEUTRAL	0- 1	0- 0	0- 0				
3- 7	0- 1	0- 1	NON-CONFERENCE	0- 3	3- 2	3- 1				
3- 2	0- 1	0- 0	HOME	0- 1	3- 0	3- 0				
0- 3	0- 0	0- 0	AWAY	0- 1	0- 2	0- 1				
0- 2	0- 0	0- 1	NEUTRAL	0- 1	0- 0	0- 0				
8- 1	0- 0	0- 0	CONFERENCE	0- 0	8- 1	8- 0				
5- 1	0- 0	0- 0	HOME	0- 0	5- 1	5- 0				
3- 0	0- 0	0- 0	AWAY	0- 0	3- 0	3- 0				
0- 0	0- 0	0- 0	NEUTRAL	0- 0	0- 0	0- 0				

RPI 1-25				RPI 26-50				RPI 51-100				RPI 101+ Team's RPI: 224			
RPI	S	Opponent	Score	RPI	S	Opponent	Score	RPI	S	Opponent	Score	RPI	S	Opponent	Score
20	H	Georgia	63 73	49	N	Duquesne	60 73	67	H	Elon	59 90	105	A	Auburn	53 63
								72	N	Harvard	60 64	178	H	Hampton	51 63
								75	A	Ohio	65 72	211	A	UT Martin	63 76
												216	H	Norfolk St.	53 51
												242	A	Howard	76 68
												268	H	Appalachian St.	81 56
												275	H	Morgan St.	67 60
												301	H	Coppin St.	64 63
												303	A	UMES	57 45
												320	H	Ga. Southern	60 49
												326	H	Western Caro.	68 59
												328	A	Delaware St.	66 48
												328	H	Delaware St.	75 55
												334	H	N. C. Central	67 54
LAST 12 Division I GAMES:															
178	H	Hampton	51 63	301	H	Coppin St.	64 63								
328	H	Delaware St.	75 55	275	H	Morgan St.	67 60								
216	H	Norfolk St.	53 51	328	A	Delaware St.	66 48								
334	H	N. C. Central	67 54	75	A	Ohio	65 72								
242	A	Howard	76 68	326	H	Western Caro.	68 59								
303	A	UMES	57 45	20	H	Georgia	63 73								

Non-Div I Games: Saint Augustine's 94 42 St. Andrews 90 40

N. C. A&T

Average RPI Win:	316	WON-LOST	WINNING	LAST 10	STRENGTH OF	OPP. STRENGTH	TEAM	ADJ.	CONF.	ADJ CONF.
Average RPI Loss:	209	RECORD	PCT. RANK	GAMES	SCHEDULE	OF SCHEDULE	RPI	RPI	RPI	RPI
DIV. I ONLY	5- 16	302	4- 6	323	300	334	334	31	31	
DIV. I NON-CONF.	1- 11	331	0- 3	293	297	343	343	31	31	
-----										
TOTALS	RPI 1-25	RPI 26-50	W-L RECORDS	RPI 51-100	RPI 101-999	RPI 201+				
5- 16	0- 0	0- 1	OVERALL	0- 1	5- 14	5- 11				
4- 4	0- 0	0- 1	HOME	0- 0	4- 3	4- 2				
1- 12	0- 0	0- 0	AWAY	0- 1	1- 11	1- 9				
0- 0	0- 0	0- 0	NEUTRAL	0- 0	0- 0	0- 0				
1- 11	0- 0	0- 1	NON-CONFERENCE	0- 1	1- 9	1- 7				
1- 2	0- 0	0- 1	HOME	0- 0	1- 1	1- 1				
0- 9	0- 0	0- 0	AWAY	0- 1	0- 8	0- 6				
0- 0	0- 0	0- 0	NEUTRAL	0- 0	0- 0	0- 0				
4- 5	0- 0	0- 0	CONFERENCE	0- 0	4- 5	4- 4				
3- 2	0- 0	0- 0	HOME	0- 0	3- 2	3- 1				
1- 3	0- 0	0- 0	AWAY	0- 0	1- 3	1- 3				
0- 0	0- 0	0- 0	NEUTRAL	0- 0	0- 0	0- 0				

RPI 1-25				RPI 26-50				RPI 51-100				RPI 101+				Team's RPI: 334	
RPI	S	Opponent	Score	RPI	S	Opponent	Score	RPI	S	Opponent	Score	RPI	S	Opponent	Score		
				48	H	Oregon St.	44 97					112	A	Colorado St.	48 85		
												117	A	Iowa St.	58 99		
												178	H	Hampton	53 62		
												216	H	Norfolk St.	60 75		
												219	A	East Carolina	61 73		
												224	A	N. C. A&T	54 67		
												242	A	Howard	54 69		
												247	H	Campbel l	51 58		
												255	A	Presbyteri an	60 69		
												264	A	UNCW	63 89		
												273	A	Wofford	56 77		
												275	H	Morgan St.	60 57		
												280	A	Coastal Caro.	65 68		
												297	A	USC Upstate	61 66		
												301	H	Coppin St.	60 52		
												303	A	UMES	73 84		
												328	A	Del aware St.	74 67		
												328	H	Del aware St.	76 60		
												349	H	Longwood	87 75		
LAST 12 Division I GAMES:																	
				328	H	Del aware St.	76 60					301	H	Coppin St.	60 52		
				178	H	Hampton	53 62					216	H	Norfol k St.	60 75		
				224	A	N. C. A&T	54 67					328	A	Del aware St.	74 67		
				303	A	UMES	73 84					297	A	USC Upstate	61 66		
				242	A	Howard	54 69					247	H	Campbel l	51 58		
				275	H	Morgan St.	60 57					67	A	El on	50 78		

Non-Div I Games: Johnson &amp; Wales (NC) 8 51

N. C. Central



NC State				Through Games Of Feb. 6, 2018							
Average RPI Win:		120	WON-LOST RECORD	WINNING PCT. RANK	LAST 10 GAMES	STRENGTH OF SCHEDULE	OPP. STRENGTH OF SCHEDULE	TEAM RPI	ADJ. RPI	CONF. RPI	ADJ CONF. RPI
Average RPI Loss:		21									
DIV. I ONLY		19- 5	29	7- 3	29	19	19	19	19	1	1
DIV. I NON-CONF.		11- 2	22	1- 0	85	47	25	25	25	1	1
<hr/>											
TOTALS		RPI 1-25	RPI 26-50		W-L RECORDS		RPI 51-100		RPI 101-999		RPI 201+
19- 5		1- 3	1- 2		OVERALL		6- 0		11- 0		2- 0
12- 2		1- 1	1- 1		HOME		3- 0		7- 0		1- 0
6- 2		0- 2	0- 0		AWAY		2- 0		4- 0		1- 0
1- 1		0- 0	0- 1		NEUTRAL		1- 0		0- 0		0- 0
11- 2		0- 1	0- 1		NON-CONFERENCE		3- 0		8- 0		2- 0
8- 0		0- 0	0- 0		HOME		2- 0		6- 0		1- 0
2- 1		0- 1	0- 0		AWAY		0- 0		2- 0		1- 0
1- 1		0- 0	0- 1		NEUTRAL		1- 0		0- 0		0- 0
8- 3		1- 2	1- 1		CONFERENCE		3- 0		3- 0		0- 0
4- 2		1- 1	1- 1		HOME		1- 0		1- 0		0- 0
4- 1		0- 1	0- 0		AWAY		2- 0		2- 0		0- 0
0- 0		0- 0	0- 0		NEUTRAL		0- 0		0- 0		0- 0

RPI 1-25				RPI 26-50				RPI 51-100				RPI 101+			
RPI	S	Opponent	Score	RPI	S	Opponent	Score	RPI	S	Opponent	Score	RPI	S	Opponent	Score
4	H	Louisville	47 <b>55</b>	28	H	Virginia	63 <b>73</b>	63	A	Virginia Tech	68 51	102	H	South Ala.	71 50
6	H	Florida St.	65 56	37	H	Syracuse	60 56	65	H	Georgia Tech	56 43	103	A	Wake Forest	82 68
14	A	Rutgers	53 <b>57</b>	41	N	South Dakota St.	67 <b>75</b>	67	H	Elon	70 57	110	H	Jacksonville	64 44
16	A	Duke	56 <b>69</b>					91	A	North Carolina	66 53	123	A	Vanderbilt	83 72
								98	H	Tulane	79 55	125	H	Georgetown	63 49
								99	N	Alabama	68 49	144	H	ETSU	70 58
												149	A	Clemson	62 41
												152	H	Davidson	73 49
												197	H	Boston College	72 54
												246	H	UNC Asheville	87 55
												311	A	Old Dominion	73 56
<hr/>															
LAST 12 Division I GAMES:															
197	H	Boston College	72 54	65	H	Georgia Tech	56 43	16	A	Duke	56 <b>69</b>	28	H	Virginia	63 <b>73</b>
6	H	Florida St.	65 56	16	A	Duke	56 <b>69</b>	4	H	Louisville	47 <b>55</b>	63	A	Virginia Tech	68 51
149	A	Clemson	62 41	28	H	Virginia	63 <b>73</b>	63	A	Virginia Tech	68 51	123	A	Vanderbilt	83 72
103	A	Wake Forest	82 68	4	H	Louisville	47 <b>55</b>	91	A	North Carolina	66 53				
91	A	North Carolina	66 53	63	A	Virginia Tech	68 51								
37	H	Syracuse	60 56	123	A	Vanderbilt	83 72								

Non-Div I Games:

NC State

Average RPI Win:	283	WON-LOST	WINNING	LAST 10	STRENGTH OF	OPP. STRENGTH	TEAM	ADJ.	CONF.	ADJ CONF.
Average RPI Loss:	206	RECORD	PCT. RANK	GAMES	SCHEDULE	OF SCHEDULE	RPI	RPI	RPI	RPI
DIV. I ONLY	2- 20	338	1- 9	283	330	342	342	22	22	
DIV. I NON-CONF.	1- 13	336	1- 3	278	341	344	344	21	21	
-----										
TOTALS	RPI 1-25	RPI 26-50	W-L RECORDS	RPI 51-100	RPI 101-999	RPI 201+				
2- 20	0- 0	0- 2	OVERALL	0- 1	2- 17	2- 11				
2- 9	0- 0	0- 0	HOME	0- 1	2- 8	2- 7				
0- 11	0- 0	0- 2	AWAY	0- 0	0- 9	0- 4				
0- 0	0- 0	0- 0	NEUTRAL	0- 0	0- 0	0- 0				
1- 13	0- 0	0- 1	NON-CONFERENCE	0- 1	1- 11	1- 7				
1- 6	0- 0	0- 0	HOME	0- 1	1- 5	1- 5				
0- 7	0- 0	0- 1	AWAY	0- 0	0- 6	0- 2				
0- 0	0- 0	0- 0	NEUTRAL	0- 0	0- 0	0- 0				
1- 7	0- 0	0- 1	CONFERENCE	0- 0	1- 6	1- 4				
1- 3	0- 0	0- 0	HOME	0- 0	1- 3	1- 2				
0- 4	0- 0	0- 1	AWAY	0- 0	0- 3	0- 2				
0- 0	0- 0	0- 0	NEUTRAL	0- 0	0- 0	0- 0				

RPI 1-25				RPI 26-50				RPI 51-100				RPI 101+ Team's RPI: 342			
RPI	S	Opponent	Score	RPI	S	Opponent	Score	RPI	S	Opponent	Score	RPI	S	Opponent	Score
				39	A	FGCU	66 90	90	H	Penn	38 77	110	H	Jacksonville	58 88
				41	A	South Dakota St.	48 92					113	A	Dartmouth	50 81
												145	A	Binghamton	36 67
												156	A	Stetson	55 73
												164	A	Lehigh	50 64
												182	A	Army West Point	49 79
												230	H	North Florida	75 65
												260	A	Lipscomb	58 66
												260	H	Lipscomb	58 74
												266	H	Fairleigh Dickinson	70 74
												267	A	North Dakota St.	58 105
												269	H	Rider	64 79
												270	H	Cornell	46 61
												275	A	Morgan St.	43 55
												277	H	LIU Brooklyn	49 67
												293	A	Kennesaw St.	65 80
												297	H	USC Upstate	57 95
												335	H	Long Beach St.	73 57
												344	H	Saint Peter's	52 59
-----															
LAST 12 Division I GAMES:															
				260	A	Lipscomb	58 66	39	A	FGCU	66 90				
				293	A	Kennesaw St.	65 80	297	H	USC Upstate	57 95				
				260	H	Lipscomb	58 74	270	H	Cornell	46 61				
				230	H	North Florida	75 65	90	H	Penn	38 77				
				110	H	Jacksonville	58 88	335	H	Long Beach St.	73 57				
				156	A	Stetson	55 73	269	H	Rider	64 79				

Non-Div I Games: St. Joseph's (Brkln)106 42

NJIT



Average RPI Win:	146	WON-LOST	WINNING	LAST 10	STRENGTH OF	OPP. STRENGTH	TEAM	ADJ.	CONF.	ADJ CONF.
Average RPI Loss:	50	RECORD	PCT. RANK	GAMES	SCHEDULE	OF SCHEDULE	RPI	RPI	RPI	RPI
DIV. I ONLY	17- 7	62	8- 2	52	32	56	56	3	3	
DIV. I NON-CONF.	9- 4	82	0- 1	208	50	124	124	4	4	
-----										
TOTALS	RPI 1-25	RPI 26-50	W-L RECORDS	RPI 51-100	RPI 101-999	RPI 201+				
17- 7	3- 3	1- 2	OVERALL	3- 1	10- 1	4- 0				
8- 6	1- 2	1- 2	HOME	1- 1	5- 1	2- 0				
8- 0	2- 0	0- 0	AWAY	2- 0	4- 0	1- 0				
1- 1	0- 1	0- 0	NEUTRAL	0- 0	1- 0	1- 0				
9- 4	0- 1	0- 1	NON-CONFERENCE	2- 1	7- 1	4- 0				
5- 3	0- 0	0- 1	HOME	1- 1	4- 1	2- 0				
3- 0	0- 0	0- 0	AWAY	1- 0	2- 0	1- 0				
1- 1	0- 1	0- 0	NEUTRAL	0- 0	1- 0	1- 0				
8- 3	3- 2	1- 1	CONFERENCE	1- 0	3- 0	0- 0				
3- 3	1- 2	1- 1	HOME	0- 0	1- 0	0- 0				
5- 0	2- 0	0- 0	AWAY	1- 0	2- 0	0- 0				
0- 0	0- 0	0- 0	NEUTRAL	0- 0	0- 0	0- 0				

RPI 1-25				RPI 26-50				RPI 51-100				Team's RPI : 56				RPI 101+			
RPI	S	Opponent	Score	RPI	S	Opponent	Score	RPI	S	Opponent	Score	RPI	S	Opponent	Score	RPI	S	Opponent	Score
5	H	Ohio St.	61 73	34	H	Michigan	64 69	52	A	Minnesota	79 74	133	H	SIUE	62 53				
14	A	Rutgers	52 42	35	H	Purdue	75 51	83	H	Washington St.	61 73	139	A	Kansas	66 49				
18	H	Maryland	57 64	38	H	Creighton	49 64	86	A	Drake	89 84	149	H	Clemson	66 67				
22	N	Buffalo	72 82					87	H	Arkansas	80 69	180	H	Fla. Atlantic	86 69				
23	A	Iowa	92 74									191	A	Northwestern	69 59				
23	H	Iowa	74 65									200	A	Illinois	80 72				
												200	H	Illinois	62 47				
												249	A	San Jose St.	81 55				
												259	H	UMKC	80 60				
												280	N	Coastal Caro.	55 47				
												337	H	Ark. -Pine Bluff	73 52				
LAST 12 Division I GAMES:																			
18	H	Maryland	57 64	34	H	Michigan	64 69	52	A	Minnesota	79 74	133	H	SIUE	62 53				
200	H	Illinois	62 47	200	A	Illinois	80 72	83	H	Washington St.	61 73	139	A	Kansas	66 49				
23	A	Iowa	92 74	191	A	Northwestern	69 59	86	A	Drake	89 84	149	H	Clemson	66 67				
35	H	Purdue	75 51	52	A	Minnesota	79 74	87	H	Arkansas	80 69	180	H	Fla. Atlantic	86 69				
14	A	Rutgers	52 42	5	H	Ohio St.	61 73					191	A	Northwestern	69 59				
23	H	Iowa	74 65	83	H	Washington St.	61 73					200	A	Illinois	80 72				

Non-Div I Games:

Nebraska

Average RPI Win: 226  
Average RPI Loss: 115

WON-LOST  
RECORD

WINNING  
PCT. RANK

LAST 10  
GAMES

STRENGTH OF  
SCHEDULE

OPP. STRENGTH  
OF SCHEDULE

TEAM  
RPI

ADJ.  
RPI

CONF.  
RPI

ADJ CONF.  
RPI

DIV. I ONLY	10- 10	170	4- 6	175	112	190	190	16	16
DIV. I NON-CONF.	6- 4	122	1- 0	167	97	144	144	14	14
-----									
TOTALS	RPI 1-25	RPI 26-50	W-L RECORDS	RPI 51-100	RPI 101-999	RPI 201+			
10- 10	0- 1	0- 1	OVERALL	0- 4	10- 4	7- 2			
7- 4	0- 1	0- 0	HOME	0- 1	7- 2	5- 1			
2- 5	0- 0	0- 0	AWAY	0- 3	2- 2	1- 1			
1- 1	0- 0	0- 1	NEUTRAL	0- 0	1- 0	1- 0			
6- 4	0- 1	0- 1	NON-CONFERENCE	0- 1	6- 1	5- 1			
4- 2	0- 1	0- 0	HOME	0- 0	4- 1	3- 1			
1- 1	0- 0	0- 0	AWAY	0- 1	1- 0	1- 0			
1- 1	0- 0	0- 1	NEUTRAL	0- 0	1- 0	1- 0			
4- 6	0- 0	0- 0	CONFERENCE	0- 3	4- 3	2- 1			
3- 2	0- 0	0- 0	HOME	0- 1	3- 1	2- 0			
1- 4	0- 0	0- 0	AWAY	0- 2	1- 2	0- 1			
0- 0	0- 0	0- 0	NEUTRAL	0- 0	0- 0	0- 0			

RPI 1-25				RPI 26-50				RPI 51-100				RPI 101+ Team's RPI: 190			
RPI	S	Opponent	Score	RPI	S	Opponent	Score	RPI	S	Opponent	Score	RPI	S	Opponent	Score
1	H	UConn	57 88	48	N	Oregon St.	49 89	77	A	Wyoming	60 66	112	H	Colorado St.	59 65
								77	H	Wyoming	62 65	147	A	Fresno St.	55 68
								80	A	New Mexico	68 72	147	H	Fresno St.	90 73
								85	A	Utah	61 87	154	H	Portland St.	67 55
												193	A	Boise St.	72 68
												206	A	Seattle U	74 65
												214	H	SMU	80 72
												222	N	Montana St.	67 53
												236	H	Pepperdine	72 77
												249	H	San Jose St.	91 63
												274	H	Santa Clara	52 41
												285	H	Sacramento St.	95 68
												291	A	Utah St.	57 79
												313	H	Air Force	70 60
LAST 12 Division I GAMES:															
112	H	Colorado St.	59 65	313	H	Air Force	70 60	77	A	Wyoming	60 66				
147	A	Fresno St.	55 68	80	A	New Mexico	68 72	147	H	Fresno St.	90 73				
77	H	Wyoming	62 65	274	H	Santa Clara	52 41	206	A	Seattle U	74 65				
193	A	Boise St.	72 68												
249	H	San Jose St.	91 63												
291	A	Utah St.	57 79												

Non-Div I Games: Stanislaus St. 81 60

Nevada

Loss, Non-Conf, S Site, H Home A Away N Neutral

Average RPI Win: 242  
Average RPI Loss: 166

WON-LOST  
RECORD

WINNING  
PCT. RANK

LAST 10  
GAMES

STRENGTH OF  
SCHEDULE

OPP. STRENGTH  
OF SCHEDULE

TEAM  
RPI

ADJ.  
RPI

CONF.  
RPI

ADJ CONF.  
RPI

DIV. I ONLY	14- 9	115	5- 5	294	229	185	185	20	20
DIV. I NON-CONF.	8- 4	87	1- 0	336	215	190	190	24	24
<hr/>									
TOTALS	RPI 1-25	RPI 26-50	W-L RECORDS	RPI 51-100	RPI 101-999	RPI 201+			
14- 9	0- 0	0- 0	OVERALL	1- 2	13- 7	11- 3			
7- 3	0- 0	0- 0	HOME	1- 1	6- 2	5- 1			
6- 5	0- 0	0- 0	AWAY	0- 1	6- 4	5- 1			
1- 1	0- 0	0- 0	NEUTRAL	0- 0	1- 1	1- 1			
8- 4	0- 0	0- 0	NON-CONFERENCE	0- 0	8- 4	7- 2			
4- 0	0- 0	0- 0	HOME	0- 0	4- 0	3- 0			
3- 3	0- 0	0- 0	AWAY	0- 0	3- 3	3- 1			
1- 1	0- 0	0- 0	NEUTRAL	0- 0	1- 1	1- 1			
6- 5	0- 0	0- 0	CONFERENCE	1- 2	5- 3	4- 1			
3- 3	0- 0	0- 0	HOME	1- 1	2- 2	2- 1			
3- 2	0- 0	0- 0	AWAY	0- 1	3- 1	2- 0			
0- 0	0- 0	0- 0	NEUTRAL	0- 0	0- 0	0- 0			

RPI 1-25				RPI 26-50				RPI 51-100				RPI 101+				Team's RPI: 185
RPI	S	Opponent	Score	RPI	S	Opponent	Score	RPI	S	Opponent	Score	RPI	S	Opponent	Score	
								76	H	Maine	46 56	113	A	Dartmouth	49 57	
								77	A	Albany (NY)	53 66	134	H	Northeastern	65 50	
								77	H	Albany (NY)	74 68	145	A	Binghamton	63 61	
												145	H	Binghamton	52 54	
												158	A	Hartford	49 85	
												197	A	Boston College	55 64	
												203	H	Boston U.	72 57	
												208	A	Xavier	66 71	
												210	A	Stony Brook	51 50	
												233	N	La Salle	51 59	
												252	H	Manhattan	68 55	
												253	N	Fairfield	71 61	
												270	H	Cornell	48 45	
												282	A	Bryant	74 65	
												286	A	Sacred Heart	74 47	
												287	A	Vermont	52 49	
												287	H	Vermont	53 58	
												319	A	Wagner	65 53	
												327	H	UMBC	56 51	
												346	H	UMass Lowell	66 45	
<hr/>																
LAST 12 Division I GAMES:																
				287	H	Vermont	53 58	287	A	Vermont	52 49					
				77	H	Albany (NY)	74 68	346	H	UMass Lowell	66 45					
				158	A	Hartford	49 85	145	A	Binghamton	63 61					
				145	H	Binghamton	52 54	77	A	Albany (NY)	53 66					
				76	H	Maine	46 56	327	H	UMBC	56 51					
				210	A	Stony Brook	51 50	270	H	Cornell	48 45					

Non-Div I Games: Colby-Sawyer 64 40

New Hampshire

Loss, Non-Conf, S Site, H Home A Away N Neutral

Average RPI Win:	180	WON-LOST	WINNING	LAST 10	STRENGTH OF	OPP. STRENGTH	TEAM	ADJ.	CONF.	ADJ CONF.
Average RPI Loss:	136	RECORD	PCT. RANK	GAMES	SCHEDULE	OF SCHEDULE	RPI	RPI	RPI	RPI
DIV. I ONLY	17- 6	53	5- 5	159	115	80	80	16	16	
DIV. I NON-CONF.	11- 1	13	1- 0	63	101	12	12	14	14	
-----										
TOTALS	RPI 1-25	RPI 26-50	W-L RECORDS	RPI 51-100	RPI 101-999	RPI 201+				
17- 6	0- 0	1- 1	OVERALL	1- 2	15- 3	6- 2				
14- 1	0- 0	1- 0	HOME	1- 1	12- 0	4- 0				
3- 5	0- 0	0- 1	AWAY	0- 1	3- 3	2- 2				
0- 0	0- 0	0- 0	NEUTRAL	0- 0	0- 0	0- 0				
11- 1	0- 0	1- 1	NON-CONFERENCE	1- 0	9- 0	3- 0				
9- 0	0- 0	1- 0	HOME	1- 0	7- 0	2- 0				
2- 1	0- 0	0- 1	AWAY	0- 0	2- 0	1- 0				
0- 0	0- 0	0- 0	NEUTRAL	0- 0	0- 0	0- 0				
6- 5	0- 0	0- 0	CONFERENCE	0- 2	6- 3	3- 2				
5- 1	0- 0	0- 0	HOME	0- 1	5- 0	2- 0				
1- 4	0- 0	0- 0	AWAY	0- 1	1- 3	1- 2				
0- 0	0- 0	0- 0	NEUTRAL	0- 0	0- 0	0- 0				

RPI 1-25				RPI 26-50				RPI 51-100				Team's RPI : 80				RPI 101+			
RPI	S	Opponent	Score	RPI	S	Opponent	Score	RPI	S	Opponent	Score	RPI	S	Opponent	Score	RPI	S	Opponent	Score
				30	A	Oklahoma	63 105									104	H	Lamar University	90 58
				32	H	Marquette	88 87					77	A	Wyoming	55 66	109	H	Western Mich.	88 76
												84	H	Navy	94 87	112	A	Colorado St.	71 74
												100	H	UNLV	66 68	122	A	UTEP	59 35
																147	H	Fresno St.	88 75
																155	H	Wichita St.	76 62
																177	H	UC Irvine	83 61
																190	H	Nevada	72 68
																193	H	Boise St.	100 83
																200	H	Illinois	97 68
																221	H	Texas Tech	90 56
																235	A	New Mexico St.	101 93
																235	H	New Mexico St.	86 75
																249	A	San Jose St.	86 95
																249	H	San Jose St.	92 62
																250	A	San Diego St.	89 97
																291	H	Utah St.	80 47
																313	A	Air Force	88 59
LAST 12 Division I GAMES:																			
				249	H	San Jose St.	92 62					77	A	Wyoming	55 66				
				291	H	Utah St.	80 47					249	A	San Jose St.	86 95				
				112	A	Colorado St.	71 74					193	H	Boise St.	100 83				
				250	A	San Diego St.	89 97					190	H	Nevada	72 68				
				100	H	UNLV	66 68					313	A	Air Force	88 59				
				147	H	Fresno St.	88 75					104	H	Lamar University	90 58				

Non-Div I Games: Northern N.M. 107 66

New Mexico

Average RPI	Win:	270	WON-LOST	WINNING	LAST 10	STRENGTH OF	OPP. STRENGTH	TEAM	ADJ.	CONF.	ADJ CONF.
Average RPI	Loss:	158	RECORD	PCT. RANK	GAMES	SCHEDULE	OF SCHEDULE	RPI	RPI	RPI	RPI
DIV. I ONLY		10- 9		155	7- 2	286		296	235	235	30
DIV. I NON-CONF.		4- 8		239	2- 2	224		243	260	260	30
-----											
TOTALS	RPI 1-25		RPI 26-50		W-L RECORDS	RPI 51-100		RPI 101-999		RPI 201+	
10- 9	0- 0		0- 0		OVERALL	0- 3		10- 6		9- 3	
6- 3	0- 0		0- 0		HOME	0- 1		6- 2		5- 0	
4- 3	0- 0		0- 0		AWAY	0- 1		4- 2		4- 2	
0- 3	0- 0		0- 0		NEUTRAL	0- 1		0- 2		0- 1	
4- 8	0- 0		0- 0		NON-CONFERENCE	0- 3		4- 5		3- 2	
2- 3	0- 0		0- 0		HOME	0- 1		2- 2		1- 0	
2- 2	0- 0		0- 0		AWAY	0- 1		2- 1		2- 1	
0- 3	0- 0		0- 0		NEUTRAL	0- 1		0- 2		0- 1	
6- 1	0- 0		0- 0		CONFERENCE	0- 0		6- 1		6- 1	
4- 0	0- 0		0- 0		HOME	0- 0		4- 0		4- 0	
2- 1	0- 0		0- 0		AWAY	0- 0		2- 1		2- 1	
0- 0	0- 0		0- 0		NEUTRAL	0- 0		0- 0		0- 0	

RPI 1-25				RPI 26-50				RPI 51-100				RPI 101+ Team's RPI: 235			
RPI	S	Opponent	Score	RPI	S	Opponent	Score	RPI	S	Opponent	Score	RPI	S	Opponent	Score
								80	A	New Mexico	75 86	109	H	Western Mi ch.	55 64
								80	H	New Mexi co	93 101	122	H	UTEP	76 68
								87	N	Arkansas	60 69	134	N	Northeastern	64 65
												201	H	UC Santa Barbara	47 77
												206	A	Seattle U	59 69
												236	A	Pepperdi ne	86 64
												240	H	CSU Bakersfi el d	56 48
												245	N	Texas Southern	50 66
												257	H	A&M-Corpus Christi	70 61
												259	H	UMKC	70 62
												278	H	Grand Canyon	64 60
												281	A	Ari zona	44 83
												308	A	Utah Valley	82 72
												322	A	UTRGV	79 77
												335	A	Long Beach St.	72 63
												345	H	Chi cago St.	74 59
-----															
LAST 12 Division I GAMES:															
				322	A	UTRGV	79 77	345	H	Chi cago St.	74 59				
				259	H	UMKC	70 62	201	H	UC Santa Barbara	47 77				
				308	A	Utah Valley	82 72	335	A	Long Beach St.	72 63				
				206	A	Seattle U	59 69	134	N	Northeastern	64 65				
				240	H	CSU Bakersfi el d	56 48	236	A	Pepperdi ne	86 64				
				278	H	Grand Canyon	64 60	281	A	Ari zona	44 83				

Non-Div I Games: Tex. Permian Basin 85 58 Western N.M. 89 60

New Mexico St.



Average RPI Win:	266	WON-LOST	WINNING	LAST 10	STRENGTH OF	OPP. STRENGTH	TEAM	ADJ.	CONF.	ADJ CONF.
Average RPI Loss:	137	RECORD	PCT. RANK	GAMES	SCHEDULE	OF SCHEDULE	RPI	RPI	RPI	RPI
DIV. I ONLY	10- 12	205	6- 4	247	232	223	223	25	25	
DIV. I NON-CONF.	3- 7	254	0- 0	75	130	195	195	25	25	
-----										
TOTALS	RPI 1-25	RPI 26-50	W-L RECORDS	RPI 51-100	RPI 101-999	RPI 201+				
10- 12	0- 1	0- 2	OVERALL	0- 1	10- 8	8- 3				
6- 4	0- 0	0- 1	HOME	0- 0	6- 3	5- 1				
4- 8	0- 0	0- 0	AWAY	0- 1	4- 1	3- 1				
0- 0	0- 0	0- 0	NEUTRAL	0- 0	0- 0	0- 0				
3- 7	0- 1	0- 2	NON-CONFERENCE	0- 1	3- 3	2- 0				
2- 2	0- 0	0- 1	HOME	0- 0	2- 1	1- 0				
1- 5	0- 1	0- 1	AWAY	0- 1	1- 2	1- 0				
0- 0	0- 0	0- 0	NEUTRAL	0- 0	0- 0	0- 0				
7- 5	0- 0	0- 0	CONFERENCE	0- 0	7- 5	6- 3				
4- 2	0- 0	0- 0	HOME	0- 0	4- 2	4- 1				
3- 3	0- 0	0- 0	AWAY	0- 0	3- 3	2- 2				
0- 0	0- 0	0- 0	NEUTRAL	0- 0	0- 0	0- 0				

RPI 1-25				RPI 26-50				RPI 51-100				RPI 101+ Team's RPI: 223							
RPI	S	Opponent	Score	RPI	S	Opponent	Score	RPI	S	Opponent	Score	RPI	S	Opponent	Score				
17	A	Missouri	45 81	43	H	Houston	66 78	98	A	Tulane	56 79	102	A	South Ala.	45 67				
				50	A	Miami (FL)	46 76					104	A	Lamar University	77 100				
												120	A	Central Ark.	52 48				
												126	H	SFA	67 74				
												150	A	Louisiana	57 66				
												174	H	Jacksonville St.	54 59				
												184	H	CSUN	76 73				
												202	A	Abilene Christian	70 80				
												245	H	Texas Southern	72 69				
												257	H	A&M-Corpus Christi	66 49				
												258	H	Nicholls St.	61 62				
												272	A	McNeese	77 64				
												302	A	Incarnate Word	72 45				
												302	H	Incarnate Word	52 50				
												323	H	Houston Baptist	70 52				
												325	A	Northwestern St.	47 52				
												325	H	Northwestern St.	81 63				
												333	A	La.-Monroe	89 51				
-----																			
LAST 12 Division I GAMES:																			
258	H	Nicholls St.	61 62	257	H	A&M-Corpus Christi	66 49	126	H	SFA	67 74								
325	A	Northwestern St.	47 52	272	A	McNeese	77 64	104	A	Lamar University	77 100								
302	A	Incarnate Word	72 45	323	H	Houston Baptist	70 52	202	A	Abilene Christian	70 80								
325	H	Northwestern St.	81 63																
302	H	Incarnate Word	52 50																
120	A	Central Ark.	52 48																

Non-Div I Games: Xavier (LA) 85 50

New Orleans

Average RPI Win:	240	WON-LOST	WINNING	LAST 10	STRENGTH OF	OPP. STRENGTH	TEAM	ADJ.	CONF.	ADJ CONF.
Average RPI Loss:	160	RECORD	PCT. RANK	GAMES	SCHEDULE	OF SCHEDULE	RPI	RPI	RPI	RPI
DIV. I ONLY	9- 14	236	5- 5	176	254	229	229	28	28	
DIV. I NON-CONF.	3- 8	268	0- 0	76	152	211	211	26	26	
-----										
TOTALS	RPI 1-25	RPI 26-50	W-L RECORDS	RPI 51-100	RPI 101-999	RPI 201+				
9- 14	1- 1	0- 0	OVERALL	0- 3	8- 10	5- 5				
5- 5	1- 0	0- 0	HOME	0- 2	4- 3	3- 0				
3- 8	0- 1	0- 0	AWAY	0- 1	3- 6	2- 5				
1- 1	0- 0	0- 0	NEUTRAL	0- 0	1- 1	0- 0				
3- 8	1- 1	0- 0	NON-CONFERENCE	0- 1	2- 6	1- 2				
1- 3	1- 0	0- 0	HOME	0- 1	0- 2	0- 0				
1- 4	0- 1	0- 0	AWAY	0- 0	1- 3	1- 2				
1- 1	0- 0	0- 0	NEUTRAL	0- 0	1- 1	0- 0				
6- 6	0- 0	0- 0	CONFERENCE	0- 2	6- 4	4- 3				
4- 2	0- 0	0- 0	HOME	0- 1	4- 1	3- 0				
2- 4	0- 0	0- 0	AWAY	0- 1	2- 3	1- 3				
0- 0	0- 0	0- 0	NEUTRAL	0- 0	0- 0	0- 0				

RPI 1-25				RPI 26-50				RPI 51-100				RPI 101+ Team's RPI: 229			
RPI	S	Opponent	Score	RPI	S	Opponent	Score	RPI	S	Opponent	Score	RPI	S	Opponent	Score
18	A	Maryland	65 92					57	H	Drexel	65 66	124	H	Cleveland St.	61 70
22	H	Buffalo	75 62					62	A	Quinnipiac	61 77	150	N	Louisiana	52 68
								62	H	Quinnipiac	55 84	158	A	Hartford	65 83
												170	H	Marist	78 84
												183	H	Saint Joseph's	69 93
												192	N	Louisiana Tech	73 67
												198	A	Siena	73 68
												198	H	Siena	65 50
												204	A	Oakland	59 67
												238	A	St. Bonaventure	58 76
												252	H	Manhattan	65 64
												253	A	Fairfield	53 59
												269	A	Rider	58 65
												271	A	Colgate	81 44
												294	A	Canisius	60 64
												338	H	Iona	73 59
												344	A	Saint Peter's	87 52
												344	H	Saint Peter's	64 54
-----															
LAST 12 Division I GAMES:															
344	H	Saint Peter's	64 54	198	H	Siena	65 50								
294	A	Canisius	60 64	252	H	Manhattan	65 64								
62	H	Quinnipiac	55 84	198	A	Siena	73 68								
170	H	Marist	78 84	62	A	Quinnipiac	61 77								
344	A	Saint Peter's	87 52	253	A	Fairfield	53 59								
269	A	Rider	58 65	338	H	Iona	73 59								

Non-Div I Games:

Niagara

Average RPI Win:	299	WON-LOST	WINNING	LAST 10	STRENGTH OF	OPP. STRENGTH	TEAM	ADJ.	CONF.	ADJ CONF.
Average RPI Loss:	160	RECORD	PCT. RANK	GAMES	SCHEDULE	OF SCHEDULE	RPI	RPI	RPI	RPI
DIV. I ONLY	6- 12	264	4- 6	273	289	258	258	25	25	
DIV. I NON-CONF.	2- 6	280	0- 2	153	246	231	231	25	25	
-----										
TOTALS	RPI 1-25	RPI 26-50	W-L RECORDS	RPI 51-100	RPI 101-999	RPI 201+				
6- 12	0- 2	0- 0	OVERALL	0- 0	6- 10	6- 5				
0- 6	0- 1	0- 0	HOME	0- 0	0- 5	0- 1				
6- 5	0- 1	0- 0	AWAY	0- 0	6- 4	6- 3				
0- 1	0- 0	0- 0	NEUTRAL	0- 0	0- 1	0- 1				
2- 6	0- 2	0- 0	NON-CONFERENCE	0- 0	2- 4	2- 2				
0- 2	0- 1	0- 0	HOME	0- 0	0- 1	0- 0				
2- 3	0- 1	0- 0	AWAY	0- 0	2- 2	2- 1				
0- 1	0- 0	0- 0	NEUTRAL	0- 0	0- 1	0- 1				
4- 6	0- 0	0- 0	CONFERENCE	0- 0	4- 6	4- 3				
0- 4	0- 0	0- 0	HOME	0- 0	0- 4	0- 1				
4- 2	0- 0	0- 0	AWAY	0- 0	4- 2	4- 2				
0- 0	0- 0	0- 0	NEUTRAL	0- 0	0- 0	0- 0				

RPI 1-25				RPI 26-50				RPI 51-100				RPI 101+ Team's RPI: 258			
RPI	S	Opponent	Score	RPI	S	Opponent	Score	RPI	S	Opponent	Score	RPI	S	Opponent	Score
9	H	Baylor	43 85									104	H	Lamar University	61 76
25	A	LSU	50 65									110	H	Jacksonville	61 69
												117	A	Iowa St.	47 75
												120	H	Central Ark.	48 69
												126	H	SFA	73 86
												214	A	SMU	61 68
												223	A	New Orleans	62 61
												248	N	Bradley	65 75
												257	A	A&M-Corpus Christi	55 76
												272	A	McNeese	61 54
												284	H	Southeastern La.	57 66
												302	A	Incarnate Word	62 64
												309	A	Jackson St.	90 64
												323	A	Houston Baptist	73 61
												325	A	Northwestern St.	79 63
												341	A	Mississippi Val.	62 57
LAST 12 Division I GAMES:															
223	A	New Orleans	62 61	323	A	Houston Baptist	73 61								
284	H	Southeastern La.	57 66	126	H	SFA	73 86								
104	H	Lamar University	61 76	302	A	Incarnate Word	62 64								
257	A	A&M-Corpus Christi	55 76	325	A	Northwestern St.	79 63								
120	H	Central Ark.	48 69	117	A	Iowa St.	47 75								
272	A	McNeese	61 54	9	H	Baylor	43 85								

Non-Div I Games: Spring Hill 78 70 Evangel 72 55 Southern-N. O. 83 45

Nicholls St.

Loss, Non-Conf, S Site, H Home A Away N Neutral

Average RPI Win: 287		WON-LOST RECORD	WINNING PCT. RANK	LAST 10 GAMES	STRENGTH OF SCHEDULE	OPP. STRENGTH OF SCHEDULE	TEAM RPI	ADJ. RPI	CONF. RPI	ADJ. CONF. RPI
Average RPI Loss: 181										
DIV. I ONLY		12- 9	131	6- 4	291	347	216	216	31	31
DIV. I NON-CONF.		7- 5	132	3- 0	268	339	187	187	31	31
TOTALS		RPI 1-25	RPI 26-50	W-L RECORDS	RPI 51-100	RPI 101-999	RPI 201+			
12- 9	0- 0		0- 0	OVERALL	0- 1	12- 8	11- 4			
4- 4	0- 0		0- 0	HOME	0- 0	4- 4	4- 2			
7- 4	0- 0		0- 0	AWAY	0- 1	7- 3	6- 2			
1- 1	0- 0		0- 0	NEUTRAL	0- 0	1- 1	1- 0			
7- 5	0- 0		0- 0	NON-CONFERENCE	0- 1	7- 4	6- 2			
2- 2	0- 0		0- 0	HOME	0- 0	2- 2	2- 1			
4- 2	0- 0		0- 0	AWAY	0- 1	4- 1	3- 1			
1- 1	0- 0		0- 0	NEUTRAL	0- 0	1- 1	1- 0			
5- 4	0- 0		0- 0	CONFERENCE	0- 0	5- 4	5- 2			
2- 2	0- 0		0- 0	HOME	0- 0	2- 2	2- 1			
3- 2	0- 0		0- 0	AWAY	0- 0	3- 2	3- 1			
0- 0	0- 0		0- 0	NEUTRAL	0- 0	0- 0	0- 0			

RPI 1-25				RPI 26-50				RPI 51-100				RPI 101+				Team's RPI: 216	
RPI	S	Opponent	Score	RPI	S	Opponent	Score	RPI	S	Opponent	Score	RPI	S	Opponent	Score		
								84	A	Navy	51 70	130	A	Bethune-Cookman	45 60		
												130	H	Bethune-Cookman	51 58		
												137	A	William & Mary	80 74		
												159	H	High Point	56 59		
												181	N	Bowling Green	50 59		
												219	A	East Carolina	46 51		
												224	A	N. C. A&T	51 53		
												228	H	Loyola Maryland	58 61		
												232	H	UNCG	64 63		
												247	A	Campbell	53 27		
												263	H	Towson	86 76		
												275	H	Morgan St.	53 55		
												276	N	St. Francis Brooklyn	52 51		
												299	A	VCU	66 52		
												301	H	Coppin St.	71 57		
												321	A	South Carolina St.	71 67		
												334	A	N. C. Central	75 60		
												340	A	Savannah St.	78 58		
												343	H	Florida A&M	70 49		
												349	A	Longwood	64 45		
LAST 12 Division I GAMES:																	
												130	A	Bethune-Cookman	45 60		
												275	H	Morgan St.	53 55		
												224	A	N. C. A&T	51 53		
												343	H	Florida A&M	70 49		
												130	H	Bethune-Cookman	51 58		
												340	A	Savannah St.	78 58		
												321	A	South Carolina St.	71 67		
												334	A	N. C. Central	75 60		
												301	H	Coppin St.	71 57		
												349	A	Longwood	64 45		
												137	A	William & Mary	80 74		
												247	A	Campbell	53 27		

### Non-Div I Games:

Norfolk St.

■ Loss, ■ Non-Conf, S Site, H Home A Away N Neutral

Average RPI Win:	165	WON-LOST	WINNING	LAST 10	STRENGTH OF	OPP. STRENGTH	TEAM	ADJ.	CONF.	ADJ CONF.
Average RPI Loss:	71	RECORD	PCT. RANK	GAMES	SCHEDULE	OF SCHEDULE	RPI	RPI	RPI	RPI
DIV. I ONLY	14- 9	115	4- 6	48	72	91	91	1	1	
DIV. I NON-CONF.	10- 3	51	1- 1	107	266	98	98	1	1	
-----										
TOTALS	RPI 1-25	RPI 26-50	W-L RECORDS	RPI 51-100	RPI 101-999	RPI 201+				
14- 9	1- 3	0- 2	OVERALL	1- 1	12- 3	4- 0				
11- 5	1- 1	0- 1	HOME	1- 1	9- 2	3- 0				
1- 4	0- 2	0- 1	AWAY	0- 0	1- 1	0- 0				
2- 0	0- 0	0- 0	NEUTRAL	0- 0	2- 0	1- 0				
10- 3	0- 0	0- 0	NON-CONFERENCE	1- 1	9- 2	4- 0				
8- 3	0- 0	0- 0	HOME	1- 1	7- 2	3- 0				
0- 0	0- 0	0- 0	AWAY	0- 0	0- 0	0- 0				
2- 0	0- 0	0- 0	NEUTRAL	0- 0	2- 0	1- 0				
4- 6	1- 3	0- 2	CONFERENCE	0- 0	3- 1	0- 0				
3- 2	1- 1	0- 1	HOME	0- 0	2- 0	0- 0				
1- 4	0- 2	0- 1	AWAY	0- 0	1- 1	0- 0				
0- 0	0- 0	0- 0	NEUTRAL	0- 0	0- 0	0- 0				

RPI 1-25				RPI 26-50				RPI 51-100				Team's RPI: 91				RPI 101+			
RPI	S	Opponent	Score	RPI	S	Opponent	Score	RPI	S	Opponent	Score	RPI	S	Opponent	Score	RPI	S	Opponent	Score
2	A	Notre Dame	62 94	28	A	Vi rgi ni a	70 82	52	H	Mi nnesota	88 83	102	H	South Ala.	84 85				
6	A	Florida St.	65 103	50	H	Mi ami (FL)	72 92	58	H	Mercer	86 97	103	A	Wake Forest	79 76				
16	H	Duke	92 86									132	H	Col orado	87 80				
19	H	NC State	53 66									146	H	Pi ttsburgh	68 67				
												149	H	Cl emson	59 52				
												158	H	Hartford	90 70				
												162	H	Radford	79 46				
												171	N	Washi ngton	90 78				
												178	H	Hampton	66 70				
												188	H	Furman	84 56				
												197	A	Boston Col lege	64 77				
												244	N	Grambl ing	79 63				
												255	H	Presbyteri an	91 56				
												264	H	UNCW	86 60				
												268	H	Appal achi an St.	56 43				
-----																			
LAST 12 Di vi si on I GAMES:																			
				50	H	Mi ami (FL)	72 92					149	H	Cl emson	59 52				
				2	A	Notre Dame	62 94					146	H	Pi ttsburgh	68 67				
				28	A	Virgi ni a	70 82					197	A	Boston Col lege	64 77				
				16	H	Duke	92 86					6	A	Fl ori da St.	65 103				
				19	H	NC State	53 66					58	H	Mercer	86 97				
				103	A	Wake Forest	79 76					244	N	Grambl ing	79 63				

Non-Div I Games:

North Carolina

Loss, 
Non-Conf, 
S Site, 
H Home
A Away
N Neutral

Average RPI Win:	196	WON-LOST	WINNING	LAST 10	STRENGTH OF	OPP. STRENGTH	TEAM	ADJ.	CONF.	ADJ CONF.
Average RPI Loss:	140	RECORD	PCT. RANK	GAMES	SCHEDULE	OF SCHEDULE	RPI	RPI	RPI	RPI
DIV. I ONLY	8- 12	232	3- 7	54	257	157	157	19	19	
DIV. I NON-CONF.	5- 4	146	0- 1	45	178	62	62	15	15	
-----										
TOTALS	RPI 1-25	RPI 26-50	W-L RECORDS	RPI 51-100	RPI 101-999	RPI 201+				
8- 12	0- 1	1- 2	OVERALL	0- 1	7- 8	4- 3				
6- 2	0- 0	1- 0	HOME	0- 0	5- 2	3- 1				
1- 10	0- 1	0- 2	AWAY	0- 1	1- 6	1- 2				
1- 0	0- 0	0- 0	NEUTRAL	0- 0	1- 0	0- 0				
5- 4	0- 1	0- 2	NON-CONFERENCE	0- 1	5- 0	3- 0				
3- 0	0- 0	0- 0	HOME	0- 0	3- 0	2- 0				
1- 4	0- 1	0- 2	AWAY	0- 1	1- 0	1- 0				
1- 0	0- 0	0- 0	NEUTRAL	0- 0	1- 0	0- 0				
3- 8	0- 0	1- 0	CONFERENCE	0- 0	2- 8	1- 3				
3- 2	0- 0	1- 0	HOME	0- 0	2- 2	1- 1				
0- 6	0- 0	0- 0	AWAY	0- 0	0- 6	0- 2				
0- 0	0- 0	0- 0	NEUTRAL	0- 0	0- 0	0- 0				

RPI 1-25				RPI 26-50				RPI 51-100				RPI 101+ Team's RPI: 157			
RPI	S	Opponent	Score	RPI	S	Opponent	Score	RPI	S	Opponent	Score	RPI	S	Opponent	Score
9	A	Baylor	43 105	31	H	Northern Colo.	78 70	71	A	South Dakota	71 76	104	N	Lamar University	73 70
				41	A	South Dakota St.	52 66					140	A	Weber St.	69 80
				48	A	Oregon St.	55 65					153	H	UNI	80 72
												162	A	Idaho	75 80
												162	H	Idaho	64 78
												172	A	Idaho St.	46 57
												195	A	Eastern Wash.	70 74
												195	H	Eastern Wash.	81 79
												222	A	Montana St.	56 72
												222	H	Montana St.	79 70
												226	A	Montana	51 53
												226	H	Montana	43 54
												267	H	North Dakota St.	79 68
												290	H	Massachusetts	82 52
												305	A	UTSA	60 47
-----															
LAST 12 Division I GAMES:															
226	A	Montana	51 53	172	A	Idaho St.	46 57								
222	A	Montana St.	56 72	222	H	Montana St.	79 70								
162	H	Idaho	64 78	226	H	Montana	43 54								
195	H	Eastern Wash.	81 79	195	A	Eastern Wash.	70 74								
31	H	Northern Colo.	78 70	162	A	Idaho	75 80								
140	A	Weber St.	69 80	71	A	South Dakota	71 76								

Non-Div I Games: Mayville St. 82 54 Southwest Minn. St. 85 62

North Dakota

Average RPI Win:	314	WON-LOST	WINNING	LAST 10	STRENGTH OF	OPP. STRENGTH	TEAM	ADJ.	CONF.	ADJ CONF.
Average RPI Loss:	137	RECORD	PCT. RANK	GAMES	SCHEDULE	OF SCHEDULE	RPI	RPI	RPI	RPI
DIV. I ONLY	5- 15	296	1- 8	155	252	267	267	14	14	
DIV. I NON-CONF.	4- 7	226	1- 1	280	327	276	276	17	17	
-----										
TOTALS	RPI 1-25	RPI 26-50	W-L RECORDS	RPI 51-100	RPI 101-999	RPI 201+				
5- 15	0- 0	0- 2	OVERALL	0- 3	5- 10	5- 3				
3- 4	0- 0	0- 1	HOME	0- 1	3- 2	3- 1				
1- 10	0- 0	0- 1	AWAY	0- 2	1- 7	1- 2				
1- 1	0- 0	0- 0	NEUTRAL	0- 0	1- 1	1- 0				
4- 7	0- 0	0- 0	NON-CONFERENCE	0- 1	4- 6	4- 1				
2- 2	0- 0	0- 0	HOME	0- 0	2- 2	2- 1				
1- 4	0- 0	0- 0	AWAY	0- 1	1- 3	1- 0				
1- 1	0- 0	0- 0	NEUTRAL	0- 0	1- 1	1- 0				
1- 8	0- 0	0- 2	CONFERENCE	0- 2	1- 4	1- 2				
1- 2	0- 0	0- 1	HOME	0- 1	1- 0	1- 0				
0- 6	0- 0	0- 1	AWAY	0- 1	0- 4	0- 2				
0- 0	0- 0	0- 0	NEUTRAL	0- 0	0- 0	0- 0				

RPI 1-25				RPI 26-50				RPI 51-100				RPI 101+				Team's RPI: 267
RPI	S	Opponent	Score	RPI	S	Opponent	Score	RPI	S	Opponent	Score	RPI	S	Opponent	Score	
				41	A	South Dakota St.	63 83	71	A	South Dakota	54 80	106	A	Western Ill.	72 97	
				41	H	South Dakota St.	64 85	71	H	South Dakota	67 82	115	A	Milwaukee	38 74	
								84	A	Navy	54 67	120	N	Central Ark.	45 68	
												132	A	Colorado	59 108	
												157	A	North Dakota	68 79	
												161	H	Cal Poly	69 73	
												196	A	Denver	79 98	
												205	A	Oral Roberts	48 71	
												234	A	Omaha	67 80	
												290	H	Massachusetts	82 70	
												292	A	FIU	71 68	
												318	H	Fort Wayne	72 56	
												322	H	UTRGV	79 82	
												327	N	UMBC	67 53	
												342	H	NJIT	105 58	
-----																
LAST 12 Division I GAMES:																
				71	A	South Dakota	54 80	205	A	Oral Roberts	48 71					
				41	H	South Dakota St.	64 85	41	A	South Dakota St.	63 83					
				106	A	Western Ill.	72 97	71	H	South Dakota	67 82					
				234	A	Omaha	67 80	120	N	Central Ark.	45 68					
				318	H	Fort Wayne	72 56	292	A	FIU	71 68					
				196	A	Denver	79 98	161	H	Cal Poly	69 73					

Non-Div I Games: Valley City St. 67 58 Mayville St. 87 43 Dakota St. 97 42

North Dakota St.

Average RPI Win:	222	WON-LOST	WINNING	LAST 10	STRENGTH OF	OPP. STRENGTH	TEAM	ADJ.	CONF.	ADJ CONF.
Average RPI Loss:	156	RECORD	PCT. RANK	GAMES	SCHEDULE	OF SCHEDULE	RPI	RPI	RPI	RPI
DIV. I ONLY	7- 14	264	3- 7	158	202	230	230	22	22	
DIV. I NON-CONF.	4- 8	239	0- 2	137	179	196	196	21	21	
-----										
TOTALS	RPI 1-25	RPI 26-50	W-L RECORDS	RPI 51-100	RPI 101-999	RPI 201+				
7- 14	0- 2	1- 2	OVERALL	0- 1	6- 9	5- 5				
4- 4	0- 0	1- 0	HOME	0- 0	3- 4	2- 2				
3- 9	0- 2	0- 2	AWAY	0- 1	3- 4	3- 2				
0- 1	0- 0	0- 0	NEUTRAL	0- 0	0- 1	0- 1				
4- 8	0- 2	0- 1	NON-CONFERENCE	0- 1	4- 4	3- 3				
2- 1	0- 0	0- 0	HOME	0- 0	2- 1	1- 1				
2- 6	0- 2	0- 1	AWAY	0- 1	2- 2	2- 1				
0- 1	0- 0	0- 0	NEUTRAL	0- 0	0- 1	0- 1				
3- 6	0- 0	1- 1	CONFERENCE	0- 0	2- 5	2- 2				
2- 3	0- 0	1- 0	HOME	0- 0	1- 3	1- 1				
1- 3	0- 0	0- 1	AWAY	0- 0	1- 2	1- 1				
0- 0	0- 0	0- 0	NEUTRAL	0- 0	0- 0	0- 0				

RPI 1-25				RPI 26-50				RPI 51-100				RPI 101+ Team's RPI: 230			
RPI	S	Opponent	Score	RPI	S	Opponent	Score	RPI	S	Opponent	Score	RPI	S	Opponent	Score
6	A	Florida St.	51 109	34	A	Michigan	34 79	53	A	West Virginia	59 87	110	H	Jacksonville	48 66
20	A	Georgia	37 75	39	A	FGCU	52 67					130	H	Bethune-Cookman	70 63
				39	H	FGCU	75 73					156	A	Stetson	55 68
												156	H	Stetson	51 68
												180	A	Fla. Atlantic	75 83
												215	A	Morehead St.	61 56
												239	H	Northern Ky.	58 50
												260	H	Lipscomb	69 73
												261	H	Col. of Charleston	69 73
												273	A	Wofford	57 69
												293	H	Kennesaw St.	77 72
												296	N	Monmouth	57 67
												297	A	USC Upstate	65 61
												342	A	NJIT	65 75
												343	A	Florida A&M	77 68
-----															
LAST 12 Division I GAMES:															
				39	A	FGCU	52 67	260	H	Lipscomb	69 73				
				156	H	Stetson	51 68	293	H	Kennesaw St.	77 72				
				39	H	FGCU	75 73	110	H	Jacksonville	48 66				
				156	A	Stetson	55 68	273	A	Wofford	57 69				
				342	A	NJIT	65 75	20	A	Georgia	37 75				
				297	A	USC Upstate	65 61	239	H	Northern Ky.	58 50				

Non-Div I Games: Warner 74 38 Edward Waters 73 47 Webber Int'l 81 53

North Florida



Average RPI Win: 255		WON-LOST RECORD	WINNING PCT. RANK	LAST 10 GAMES	STRENGTH OF SCHEDULE	OPP. STRENGTH OF SCHEDULE	TEAM RPI	ADJ. RPI	CONF. RPI	ADJ. CONF. RPI
Average RPI Loss: 145										
DIV. I ONLY		8- 10	214	2- 7	287	154	251	251	18	18
DIV. I NON-CONF.		6- 3	87	1- 1	346	89	241	241	19	19
TOTALS		RPI 1-25	RPI 26-50	W-L RECORDS	RPI 51-100	RPI 101-999	RPI 201+			
8- 10	0- 0		0- 1	OVERALL	0- 3	8- 6	6- 2			
5- 4	0- 0		0- 1	HOME	0- 1	5- 2	3- 0			
1- 6	0- 0		0- 0	AWAY	0- 2	1- 4	1- 2			
2- 0	0- 0		0- 0	NEUTRAL	0- 0	2- 0	2- 0			
6- 3	0- 0		0- 0	NON-CONFERENCE	0- 2	6- 1	5- 1			
3- 1	0- 0		0- 0	HOME	0- 1	3- 0	2- 0			
1- 2	0- 0		0- 0	AWAY	0- 1	1- 1	1- 1			
2- 0	0- 0		0- 0	NEUTRAL	0- 0	2- 0	2- 0			
2- 7	0- 0		0- 1	CONFERENCE	0- 1	2- 5	1- 1			
2- 3	0- 0		0- 1	HOME	0- 0	2- 2	1- 0			
0- 4	0- 0		0- 0	AWAY	0- 1	0- 3	0- 1			
0- 0	0- 0		0- 0	NEUTRAL	0- 0	0- 0	0- 0			

RPI 1-25				RPI 26-50				RPI 51-100				RPI 101+				Team's RPI: 251	
RPI	S	Opponent	Score	RPI	S	Opponent	Score	RPI	S	Opponent	Score	RPI	S	Opponent	Score		
				46	H	Western Ky.	65 79	70	A	Indiana	63 68	107	H	Rice	49 50		
								74	A	UAB	52 68	122	H	UTEP	48 50		
								89	H	Kansas St.	54 55	131	A	Middle Tenn.	48 56		
												169	H	Tulsa	66 43		
												176	H	Charlotte	73 68		
												192	A	Louisiana Tech	53 61		
												214	H	SMU	47 40		
												233	H	La Salle	70 44		
												280	N	Coastal Caro.	50 34		
												305	A	UTSA	58 70		
												310	N	Detroit Mercy	63 57		
												311	H	Old Dominion	63 46		
												315	A	Ill.-Chicago	67 70		
												347	A	Eastern Ill.	63 61		
LAST 12 Division I GAMES:																	
				305	A	UTSA	58 70	311	H	Old Dominion	63 46						
				122	H	UTEP	48 50	107	H	Rice	49 50						
				46	H	Western Ky.	65 79	192	A	Louisiana Tech	53 61						
				74	A	UAB	52 68	347	A	Eastern Ill.	63 61						
				131	A	Middle Tenn.	48 56	315	A	Ill.-Chicago	67 70						
				176	H	Charlotte	73 68	233	H	La Salle	70 44						

Non-Div I Games:	Mid-Amer. Christian	86	52	Tex. A&M Int'l	64	38	Okl a. Panhandle	63	41
------------------	---------------------	----	----	----------------	----	----	------------------	----	----

North Texas

■ Loss, ■ Non-Conf, S Site, H Home A Away N Neutral

Average RPI Win:	223	WON-LOST	WINNING	LAST 10	STRENGTH OF	OPP. STRENGTH	TEAM	ADJ.	CONF.	ADJ CONF.
Average RPI Loss:	122	RECORD	PCT. RANK	GAMES	SCHEDULE	OF SCHEDULE	RPI	RPI	RPI	RPI
DIV. I ONLY	12- 10	148	6- 4	119	231	134	134	10	10	
DIV. I NON-CONF.	5- 6	187	0- 1	186	311	212	212	12	12	
-----										
TOTALS	RPI 1-25	RPI 26-50	W-L RECORDS	RPI 51-100	RPI 101-999	RPI 201+				
12- 10	0- 0	0- 1	OVERALL	0- 5	12- 4	8- 2				
6- 4	0- 0	0- 0	HOME	0- 3	6- 1	3- 0				
5- 4	0- 0	0- 0	AWAY	0- 2	5- 2	4- 1				
1- 2	0- 0	0- 1	NEUTRAL	0- 0	1- 1	1- 1				
5- 6	0- 0	0- 1	NON-CONFERENCE	0- 1	5- 4	4- 2				
2- 2	0- 0	0- 0	HOME	0- 1	2- 1	1- 0				
2- 2	0- 0	0- 0	AWAY	0- 0	2- 2	2- 1				
1- 2	0- 0	0- 1	NEUTRAL	0- 0	1- 1	1- 1				
7- 4	0- 0	0- 0	CONFERENCE	0- 4	7- 0	4- 0				
4- 2	0- 0	0- 0	HOME	0- 2	4- 0	2- 0				
3- 2	0- 0	0- 0	AWAY	0- 2	3- 0	2- 0				
0- 0	0- 0	0- 0	NEUTRAL	0- 0	0- 0	0- 0				

RPI 1-25				RPI 26-50				RPI 51-100				RPI 101+				Team's RPI: 134
RPI	S	Opponent	Score	RPI	S	Opponent	Score	RPI	S	Opponent	Score	RPI	S	Opponent	Score	
				43	N	Houston	64 72	57	A	Drexel	50 58	128	A	Delaware	64 53	
								57	H	Drexel	58 69	128	H	Delaware	73 59	
								67	A	Elon	71 78	137	H	William & Mary	64 46	
								72	H	Harvard	69 79	170	H	Marist	78 72	
								82	H	James Madison	57 60	185	A	New Hampshire	50 65	
												187	H	Providence	95 98	
												203	A	Boston U.	73 74	
												235	N	New Mexico St.	65 64	
												253	H	Fairfield	63 43	
												261	H	Col. of Charleston	59 37	
												263	A	Towson	70 61	
												264	A	UNCW	54 47	
												264	H	UNCW	56 39	
												265	N	Illinois St.	55 65	
												287	A	Vermont	71 66	
												290	A	Massachusetts	64 54	
-----																
LAST 12 Division I GAMES:																
128	H	Delaware	73 59	261	H	Col. of Charleston	59 37	67	A	Elon	71 78	264	A	UNCW	54 47	
264	H	UNCW	56 39	82	H	James Madison	57 60	263	A	Towson	70 61	265	N	Illinois St.	55 65	
57	A	Drexel	50 58	264	A	UNCW	54 47									
128	A	Delaware	64 53													
137	H	William & Mary	64 46													
57	H	Drexel	58 69													

Non-Div I Games:

Northeastern

Average RPI Win: 205

Average RPI Loss: 203

WON-LOST  
RECORDWINNING  
PCT. RANKLAST 10  
GAMESSTRENGTH OF  
SCHEDULEOPP. STRENGTH  
OF SCHEDULETEAM  
RPIADJ.  
RPICONF.  
RPIADJ CONF.  
RPIDIV. I ONLY  
DIV. I NON-CONF.3- 18  
2- 8323  
2901- 9  
0- 1164  
225343  
338324  
313324  
31319  
1519  
15

TOTALS

RPI 1-25

RPI 26-50

W-L RECORDS

RPI 51-100

RPI 101-999

RPI 201+

3- 18

0- 0

0- 0

OVERALL

0- 0

3- 18

1- 8

2- 8

0- 0

0- 0

HOME

0- 0

2- 8

1- 4

0- 10

0- 0

0- 0

AWAY

0- 0

0- 10

0- 4

1- 0

0- 0

0- 0

NEUTRAL

0- 0

1- 0

0- 0

2- 8

0- 0

0- 0

NON-CONFERENCE

0- 0

2- 8

1- 3

1- 4

0- 0

0- 0

HOME

0- 0

1- 4

1- 1

0- 4

0- 0

0- 0

AWAY

0- 0

0- 4

0- 2

1- 0

0- 0

0- 0

NEUTRAL

0- 0

1- 0

0- 0

1- 10

0- 0

0- 0

CONFERENCE

0- 0

1- 10

0- 5

1- 4

0- 0

0- 0

HOME

0- 0

1- 4

0- 3

0- 6

0- 0

0- 0

AWAY

0- 0

0- 6

0- 2

0- 0

0- 0

0- 0

NEUTRAL

0- 0

0- 0

0- 0

RPI 1-25

RPI 26-50

RPI 51-100

RPI 101+

Team's RPI: 324

RPI S Opponent Score

RPI S Opponent Score

RPI S Opponent Score

RPI S Opponent Score

107 H Rice 83 88

140 A Weber St. 63 77

140 H Weber St. 76 75

161 H Cal Poly 73 89

162 A Idaho 68 83

172 A Idaho St. 59 76

172 H Idaho St. 55 75

184 A CSUN 69 78

193 N Boise St. 62 60

195 A Eastern Wash. 62 82

196 A Denver 73 80

201 H UC Santa Barbara 93 96

222 A Montana St. 39 81

222 H Montana St. 56 78

225 A Youngstown St. 67 69

226 A Montana 62 70

226 H Montana 52 69

253 A Hawai i 68 84

278 H Grand Canyon 54 72

281 H Arizona 84 66

304 H Southern Utah 57 60

LAST 12 Division I GAMES:

140 A Weber St. 63 77 304 H Southern Utah 57 60

172 A Idaho St. 59 76 172 H Idaho St. 55 75

226 H Montana 52 69 140 H Weber St. 76 75

222 H Montana St. 56 78 222 A Montana St. 39 81

162 A Idaho 68 83 226 A Montana 62 70

195 A Eastern Wash. 62 82 184 A CSUN 69 78

Northern Ariz.

Northern Ariz.

Non-Div I Games: Antelope Valley 104 49

Northern Ariz.

Loss, Non-Conf, S Site, H Home A Away N Neutral

Average RPI Win:	166	WON-LOST	WINNING	LAST 10	STRENGTH OF	OPP. STRENGTH	TEAM	ADJ.	CONF.	ADJ CONF.
Average RPI Loss:	118	RECORD	PCT. RANK	GAMES	SCHEDULE	OF SCHEDULE	RPI	RPI	RPI	RPI
DIV. I ONLY	16- 6	57	7- 3	32	211	31	31	19	19	
DIV. I NON-CONF.	8- 3	65	1- 0	21	78	23	23	15	15	
-----										
TOTALS	RPI 1-25	RPI 26-50	W-L RECORDS	RPI 51-100	RPI 101-999	RPI 201+				
16- 6	2- 0	0- 0	OVERALL	0- 2	14- 4	5- 0				
7- 2	1- 0	0- 0	HOME	0- 0	6- 2	2- 0				
8- 4	1- 0	0- 0	AWAY	0- 2	7- 2	3- 0				
1- 0	0- 0	0- 0	NEUTRAL	0- 0	1- 0	0- 0				
8- 3	2- 0	0- 0	NON-CONFERENCE	0- 2	6- 1	1- 0				
4- 1	1- 0	0- 0	HOME	0- 0	3- 1	0- 0				
3- 2	1- 0	0- 0	AWAY	0- 2	2- 0	1- 0				
1- 0	0- 0	0- 0	NEUTRAL	0- 0	1- 0	0- 0				
8- 3	0- 0	0- 0	CONFERENCE	0- 0	8- 3	4- 0				
3- 1	0- 0	0- 0	HOME	0- 0	3- 1	2- 0				
5- 2	0- 0	0- 0	AWAY	0- 0	5- 2	2- 0				
0- 0	0- 0	0- 0	NEUTRAL	0- 0	0- 0	0- 0				

RPI 1-25				RPI 26-50				Team's RPI: 31				RPI 51-100				RPI 101+			
RPI	S	Opponent	Score	RPI	S	Opponent	Score					RPI	S	Opponent	Score	RPI	S	Opponent	Score
24	A	DePaul	94 88									62	A	Qui nni pi ac	49 60	101	N	Liberty	65 57
25	H	LSU	58 50									73	A	Fordham	33 48	112	H	Colorado St.	44 55
																119	H	BYU	79 74
																140	A	Weber St.	73 82
																151	H	Paci fi c	80 55
																157	A	North Dakota	70 78
																162	A	Idaho	78 72
																162	H	Idaho	71 79
																166	H	San Franci sco	73 60
																172	A	Idaho St.	63 57
																195	A	Eastern Wash.	70 65
																195	H	Eastern Wash.	68 62
																196	A	Denver	71 63
																222	A	Montana St.	78 63
																222	H	Montana St.	82 69
																226	A	Montana	64 58
																226	H	Montana	68 50
																259	A	UMKC	88 73
LAST 12 Division I GAMES:																			
222	A	Montana St.	78 63	140	A	Weber St.	73 82												
226	A	Montana	64 58	226	H	Montana	68 50												
195	H	Eastern Wash.	68 62	222	H	Montana St.	82 69												
162	H	Idaho	71 79	162	A	Idaho	78 72												
157	A	North Dakota	70 78	195	A	Eastern Wash.	70 65												
172	A	Idaho St.	63 57	101	N	Liberty	65 57												

Non-Div I Games:

Northern Colo.

Average RPI	Win:	215	WON-LOST	WINNING	LAST 10	STRENGTH OF	OPP. STRENGTH	TEAM	ADJ.	CONF.	ADJ CONF.
Average RPI	Loss:	83	RECORD	PCT. RANK	GAMES	SCHEDULE	OF SCHEDULE	RPI	RPI	RPI	RPI
DIV. I ONLY		11- 11		170	3- 7	134		117	135	135	7
DIV. I NON-CONF.		8- 3		65	0- 1	300		248	134	134	8
-----											
TOTALS	RPI 1-25		RPI 26-50		W-L RECORDS	RPI 51-100		RPI 101-999		RPI 201+	
11- 11	1- 1		0- 2		OVERALL	0- 5		10- 3		6- 1	
5- 3	1- 0		0- 1		HOME	0- 1		4- 1		2- 1	
5- 6	0- 0		0- 0		AWAY	0- 1		5- 0		3- 0	
1- 2	0- 0		0- 0		NEUTRAL	0- 1		1- 1		1- 0	
8- 3	0- 1		0- 0		NON-CONFERENCE	0- 1		8- 1		6- 0	
3- 0	0- 0		0- 0		HOME	0- 0		3- 0		2- 0	
4- 1	0- 1		0- 0		AWAY	0- 0		4- 0		3- 0	
1- 2	0- 0		0- 0		NEUTRAL	0- 1		1- 1		1- 0	
3- 8	1- 0		0- 2		CONFERENCE	0- 4		2- 2		0- 1	
2- 3	1- 0		0- 1		HOME	0- 1		1- 1		0- 1	
1- 5	0- 0		0- 1		AWAY	0- 3		1- 1		0- 0	
0- 0	0- 0		0- 0		NEUTRAL	0- 0		0- 0		0- 0	

RPI 1-25				RPI 26-50				RPI 51-100				RPI 101+ Team's RPI: 135			
RPI	S	Opponent	Score	RPI	S	Opponent	Score	RPI	S	Opponent	Score	RPI	S	Opponent	Score
22	H	Buffalo	86 84	29	H	Central Mich.	78 81	61	A	Toledo	60 63	104	N	Lamar University	80 90
23	A	Iowa	80 105	40	A	Ball St.	72 81	75	A	Ohio	75 77	106	H	Western Ill.	96 94
								77	N	Albany (NY)	91 97	109	A	Western Mich.	83 88
								95	A	Miami (OH)	65 67	133	A	SIUE	86 75
								95	H	Miami (OH)	62 77	138	A	Kent St.	72 62
												138	H	Kent St.	81 79
												209	H	Eastern Mich.	76 83
												248	H	Bradley	76 52
												285	N	Sacramento St.	84 75
												295	H	Loyola Chicago	80 71
												305	A	UTSA	69 55
												345	A	Chicago St.	80 59
												347	A	Eastern Ill.	93 64
-----															
LAST 12 Division I GAMES:															
138	A	Kent St.	72 62	61	A	Toledo	60 63	109	A	Western Mich.	83 88				
95	H	Miami (OH)	62 77	22	H	Buffalo	86 84								
40	A	Ball St.	72 81	138	H	Kent St.	81 79								
75	A	Ohio	75 77	95	A	Miami (OH)	65 67								
209	H	Eastern Mich.	76 83	77	N	Albany (NY)	91 97								
29	H	Central Mich.	78 81												

Non-Div I Games:

Northern Ill.

Average RPI Win:	179	WON-LOST	WINNING	LAST 10	STRENGTH OF	OPP. STRENGTH	TEAM	ADJ.	CONF.	ADJ CONF.
Average RPI Loss:	154	RECORD	PCT. RANK	GAMES	SCHEDULE	OF SCHEDULE	RPI	RPI	RPI	RPI
DIV. I ONLY	5- 17	305	3- 7	75	224	239	239	11	11	
DIV. I NON-CONF.	1- 9	318	0- 0	188	299	306	306	13	13	
-----										
TOTALS	RPI 1-25	RPI 26-50	W-L RECORDS	RPI 51-100	RPI 101-999	RPI 201+				
5- 17	1- 1	0- 0	OVERALL	0- 3	4- 13	2- 6				
2- 8	1- 0	0- 0	HOME	0- 3	1- 5	1- 1				
3- 8	0- 1	0- 0	AWAY	0- 0	3- 7	1- 5				
0- 1	0- 0	0- 0	NEUTRAL	0- 0	0- 1	0- 0				
1- 9	0- 0	0- 0	NON-CONFERENCE	0- 1	1- 8	0- 4				
0- 4	0- 0	0- 0	HOME	0- 1	0- 3	0- 1				
1- 4	0- 0	0- 0	AWAY	0- 0	1- 4	0- 3				
0- 1	0- 0	0- 0	NEUTRAL	0- 0	0- 1	0- 0				
4- 8	1- 1	0- 0	CONFERENCE	0- 2	3- 5	2- 2				
2- 4	1- 0	0- 0	HOME	0- 2	1- 2	1- 0				
2- 4	0- 1	0- 0	AWAY	0- 0	2- 3	1- 2				
0- 0	0- 0	0- 0	NEUTRAL	0- 0	0- 0	0- 0				

RPI	S	Opponent	Score	RPI	S	Opponent	Score	RPI	S	Opponent	Score	RPI	S	Opponent	Score	Team's RPI: 239
13	A	Green Bay	41 58					64	H	IUPUI	35 71	110	N	Jacksonville	49 61	
13	H	Green Bay	62 54					70	H	Indiana	56 67	115	A	Milwaukee	60 57	
								93	H	Wright St.	63 68	115	H	Milwaukee	49 52	
												124	A	Cleveland St.	49 72	
												124	H	Cleveland St.	65 70	
												138	H	Kent St.	54 59	
												144	A	ETSU	57 45	
												148	H	Robert Morris	50 59	
												156	A	Stetson	56 67	
												204	A	Oakland	53 79	
												225	A	Youngstown St.	51 54	
												227	H	Austin Peay	52 53	
												230	A	North Florida	50 58	
												265	A	Illinois St.	37 49	
												307	A	Murray St.	87 98	
												310	A	Detroit Mercy	78 67	
												315	H	Ill.-Chicago	61 53	
-----																
LAST 12 Division I GAMES:																
115	A	Milwaukee	60 57	124	H	Cleveland St.	65 70									
13	A	Green Bay	41 58	93	H	Wright St.	63 68									
124	A	Cleveland St.	49 72	204	A	Oakland	53 79									
225	A	Youngstown St.	51 54	310	A	Detroit Mercy	78 67									
315	H	Ill.-Chicago	61 53	13	H	Green Bay	62 54									
64	H	IUPUI	35 71	115	H	Milwaukee	49 52									

Non-Div I Games: Oakland City 103 25

Northern Ky.

Average RPI	Win:	231	WON-LOST	WINNING	LAST 10	STRENGTH OF	OPP. STRENGTH	TEAM	ADJ.	CONF.	ADJ CONF.
Average RPI	Loss:	69	RECORD	PCT. RANK	GAMES	SCHEDULE	OF SCHEDULE	RPI	RPI	RPI	RPI
DIV. I ONLY	9- 15	245	2- 8	108	74	191	191	3	3		
DIV. I NON-CONF.	7- 7	170	1- 1	176	143	185	185	4	4		
-----											
TOTALS	RPI 1-25	RPI 26-50	W-L RECORDS	RPI 51-100	RPI 101-999	RPI 201+					
9- 15	0- 3	0- 3	OVERALL	0- 5	9- 4	6- 0					
5- 7	0- 3	0- 1	HOME	0- 2	5- 1	4- 0					
3- 6	0- 0	0- 0	AWAY	0- 1	3- 0	2- 0					
1- 2	0- 0	0- 0	NEUTRAL	0- 1	1- 1	0- 0					
7- 7	0- 2	0- 1	NON-CONFERENCE	0- 1	7- 3	6- 0					
4- 3	0- 2	0- 0	HOME	0- 0	4- 1	4- 0					
2- 2	0- 0	0- 1	AWAY	0- 0	2- 1	2- 0					
1- 2	0- 0	0- 0	NEUTRAL	0- 1	1- 1	0- 0					
2- 8	0- 1	0- 2	CONFERENCE	0- 4	2- 1	0- 0					
1- 4	0- 1	0- 1	HOME	0- 2	1- 0	0- 0					
1- 4	0- 0	0- 1	AWAY	0- 2	1- 1	0- 0					
0- 0	0- 0	0- 0	NEUTRAL	0- 0	0- 0	0- 0					

RPI	S	Opponent	Score	RPI	S	Opponent	Score	RPI	S	Opponent	Score	RPI	S	Opponent	Score	Team's RPI: 191
13	H	Green Bay	57 63	34	H	Michigan	59 80	52	H	Minnesota	63 90	105	N	Auburn	49 48	
18	H	Maryland	65 68	35	A	Purdue	60 63	56	H	Nebraska	59 69	115	H	Milwaukee	57 66	
24	H	DePaul	63 92	37	A	Syracuse	74 81	60	A	Michigan St.	51 81	116	A	Missouri St.	59 90	
								70	A	Indiana	73 78	125	N	Georgetown	54 55	
								92	N	Chattanooga	44 61	186	A	Wisconsin	46 58	
												186	H	Wisconsin	69 60	
												200	A	Illinois	74 59	
												204	H	Oakland	88 70	
												210	H	Stony Brook	68 36	
												211	A	UT Martin	71 63	
												274	H	Santa Clara	57 47	
												345	A	Chicago St.	63 36	
												347	H	Eastern Ill.	74 40	
-----																
LAST 12 Division I GAMES:																
70	A	Indiana	73 78	56	H	Nebraska	59 69									
34	H	Michigan	59 80	60	A	Michigan St.	51 81									
18	H	Maryland	65 68	200	A	Illinois	74 59									
186	A	Wisconsin	46 58	52	H	Minnesota	63 90									
35	A	Purdue	60 63	347	H	Eastern Ill.	74 40									
186	H	Wisconsin	69 60	13	H	Green Bay	57 63									

Non-Div I Games:

Northwestern

Average RPI Win:	295	WON-LOST	WINNING	LAST 10	STRENGTH OF	OPP. STRENGTH	TEAM	ADJ.	CONF.	ADJ CONF.
Average RPI Loss:	178	RECORD	PCT. RANK	GAMES	SCHEDULE	OF SCHEDULE	RPI	RPI	RPI	RPI
DIV. I ONLY	3- 15	317	2- 8	227	291	325	325	25	25	
DIV. I NON-CONF.	1- 6	306	0- 0	92	105	232	232	25	25	
-----										
TOTALS	RPI 1-25	RPI 26-50	W-L RECORDS	RPI 51-100	RPI 101-999	RPI 201+				
3- 15	0- 1	0- 0	OVERALL	0- 2	3- 12	3- 8				
2- 6	0- 0	0- 0	HOME	0- 0	2- 6	2- 3				
1- 8	0- 0	0- 0	AWAY	0- 0	1- 1	1- 0				
0- 1	0- 0	0- 0	NEUTRAL	0- 0	0- 1	0- 1				
1- 6	0- 1	0- 0	NON-CONFERENCE	0- 2	1- 3	1- 1				
0- 1	0- 0	0- 0	HOME	0- 0	0- 1	0- 0				
1- 4	0- 1	0- 0	AWAY	0- 2	1- 1	1- 0				
0- 1	0- 0	0- 0	NEUTRAL	0- 0	0- 1	0- 1				
2- 9	0- 0	0- 0	CONFERENCE	0- 0	2- 9	2- 7				
2- 5	0- 0	0- 0	HOME	0- 0	2- 5	2- 3				
0- 4	0- 0	0- 0	AWAY	0- 0	0- 4	0- 4				
0- 0	0- 0	0- 0	NEUTRAL	0- 0	0- 0	0- 0				

RPI 1-25				RPI 26-50				RPI 51-100				RPI 101+				Team's RPI: 325
RPI	S	Opponent	Score	RPI	S	Opponent	Score	RPI	S	Opponent	Score	RPI	S	Opponent	Score	
10	A	Texas	44 68					54	A	TCU	51 89	120	H	Central Ark.	53 61	
								55	A	Oklahoma St.	44 78	121	A	Ole Miss	44 75	
												126	H	SFA	62 70	
												165	H	Southern Miss.	59 71	
												202	A	Abilene Christian	41 80	
												223	A	New Orleans	63 81	
												223	H	New Orleans	52 47	
												245	N	Texas Southern	43 56	
												257	H	A&M-Corpus Christi	56 62	
												258	H	Nicholls St.	63 79	
												272	A	McNeese	67 72	
												272	H	McNeese	44 60	
												284	A	Southeastern La.	65 71	
												330	H	Sam Houston St.	63 60	
												333	A	La.-Monroe	70 48	
LAST 12 Division I GAMES:																
272	H	McNeese	44 60	202	A	Abilene Christian	41 80									
223	H	New Orleans	52 47	126	H	SFA	62 70									
120	H	Central Ark.	53 61	257	H	A&M-Corpus Christi	56 62									
223	A	New Orleans	63 81	272	A	McNeese	67 72									
284	A	Southeastern La.	65 71	258	H	Nicholls St.	63 79									
330	H	Sam Houston St.	63 60	54	A	TCU	51 89									

Non-Div I Games: LeTourneau 82 39 LSU-Shreveport 62 42 LSU-Alexandria 85 55 Central Baptist 87 22 Northwestern St.



Average RPI	Win:	76	WON-LOST	WINNING	LAST 10	STRENGTH OF	OPP. STRENGTH	TEAM	ADJ.	CONF.	ADJ CONF.
Average RPI	Loss:	3	RECORD	PCT. RANK	GAMES	SCHEDULE	OF SCHEDULE	RPI	RPI	RPI	RPI
DIV. I ONLY		22- 2	5	9- 1	2	5	2	2	1	1	
DIV. I NON-CONF.		12- 1	6	1- 0	2	10	2	2	1	1	
-----											
TOTALS	RPI 1-25		RPI 26-50		W-L RECORDS	RPI 51-100		RPI 101-999		RPI 201+	
22- 2	5- 2		7- 0		OVERALL	4- 0		6- 0		1- 0	
10- 0	2- 0		3- 0		HOME	2- 0		3- 0		1- 0	
9- 2	2- 2		3- 0		AWAY	2- 0		2- 0		0- 0	
3- 0	1- 0		1- 0		NEUTRAL	0- 0		1- 0		0- 0	
12- 1	3- 1		5- 0		NON-CONFERENCE	2- 0		2- 0		1- 0	
5- 0	2- 0		1- 0		HOME	1- 0		1- 0		1- 0	
4- 1	0- 1		3- 0		AWAY	1- 0		0- 0		0- 0	
3- 0	1- 0		1- 0		NEUTRAL	0- 0		1- 0		0- 0	
10- 1	2- 1		2- 0		CONFERENCE	2- 0		4- 0		0- 0	
5- 0	0- 0		2- 0		HOME	1- 0		2- 0		0- 0	
5- 1	2- 1		0- 0		AWAY	1- 0		2- 0		0- 0	
0- 0	0- 0		0- 0		NEUTRAL	0- 0		0- 0		0- 0	

RPI	S	Opponent	Score	RPI	S	Opponent	Score	RPI	S	Opponent	Score	RPI	S	Opponent	Score
1	A	UConn	71 80	27	N	South Fla.	76 66	60	H	Michigan St.	90 59	103	A	Wake Forest	96 73
4	A	Louisville	67 100	32	H	Marquette	91 85	65	A	Georgia Tech	77 54	144	N	ETSU	77 46
6	A	Florida St.	100 69	34	A	Michigan	83 63	90	A	Penn	66 54	146	A	Pittsburgh	87 53
11	H	Tennessee	84 70	37	H	Syracuse	87 72	91	H	North Carolina	94 62	149	H	Clemson	90 37
16	A	Duke	72 54	46	A	Western Ky.	78 65					197	H	Boston College	89 60
21	N	South Carolina	92 85	48	A	Oregon St.	72 67					283	H	Mt. St. Mary's	121 65
24	H	DePaul	91 82	50	H	Miami (FL)	83 76								
-----															
LAST 12 Division I GAMES:															
16	A	Duke	72 54	197	H	Boston College	89 60	4	A	Louisville	67 100	65	A	Georgia Tech	77 54
91	H	North Carolina	94 62	50	H	Miami (FL)	83 76	103	A	Wake Forest	96 73	37	H	Syracuse	87 72
6	A	Florida St.	100 69												
146	A	Pittsburgh	87 53												
149	H	Clemson	90 37												
11	H	Tennessee	84 70												

Non-Div I Games:

Notre Dame

Oakland				Through Games Of Feb. 6, 2018						
Average RPI Win: 280		WON-LOST RECORD	WINNING PCT. RANK	LAST 10 GAMES	STRENGTH OF SCHEDULE	OPP. STRENGTH OF SCHEDULE	TEAM RPI	ADJ. RPI	CONF. RPI	ADJ CONF. RPI
Average RPI Loss: 97										
DIV. I ONLY		10- 11	193	4- 6	203	181	204	204	11	11
DIV. I NON-CONF.		6- 4	122	1- 0	273	219	151	151	13	13
<hr/>										
TOTALS		RPI 1-25	RPI 26-50	W-L RECORDS	RPI 51-100	RPI 101-999	RPI 201+			
10- 11	0- 1		0- 2	OVERALL	0- 3	10- 5	10- 1			
4- 6	0- 1		0- 1	HOME	0- 1	4- 3	4- 1			
4- 5	0- 0		0- 1	AWAY	0- 2	4- 2	4- 0			
2- 0	0- 0		0- 0	NEUTRAL	0- 0	2- 0	2- 0			
6- 4	0- 0		0- 2	NON-CONFERENCE	0- 1	6- 1	6- 0			
2- 1	0- 0		0- 1	HOME	0- 0	2- 0	2- 0			
2- 3	0- 0		0- 1	AWAY	0- 1	2- 1	2- 0			
2- 0	0- 0		0- 0	NEUTRAL	0- 0	2- 0	2- 0			
4- 7	0- 1		0- 0	CONFERENCE	0- 2	4- 4	4- 1			
2- 5	0- 1		0- 0	HOME	0- 1	2- 3	2- 1			
2- 2	0- 0		0- 0	AWAY	0- 1	2- 1	2- 0			
0- 0	0- 0		0- 0	NEUTRAL	0- 0	0- 0	0- 0			

RPI 1-25				RPI 26-50				RPI 51-100				RPI 101+ Team's RPI: 204			
RPI	S	Opponent	Score	RPI	S	Opponent	Score	RPI	S	Opponent	Score	RPI	S	Opponent	Score
13	H	Green Bay	48 <b>81</b>	29	H	Central Mich.	85 <b>103</b>	60	A	Michigan St.	63 <b>95</b>	115	H	Milwaukee	62 <b>74</b>
				34	A	Michigan	69 <b>78</b>	64	A	IUPUI	64 <b>80</b>	124	A	Cleveland St.	62 <b>70</b>
								93	H	Wright St.	57 <b>77</b>	124	H	Cleveland St.	66 <b>86</b>
												191	A	Northwestern	70 <b>88</b>
												225	A	Youngstown St.	58 48
												225	H	Youngstown St.	76 <b>86</b>
												229	H	Niagara	67 59
												239	H	Northern Ky.	79 53
												265	H	Illinois St.	64 43
												270	A	Cornell	79 77
												294	A	Canisius	83 48
												310	H	Detroit Mercy	83 50
												311	N	Old Dominion	80 59
												315	A	Ill.-Chicago	67 63
												337	N	Ark.-Pine Bluff	69 37
<hr/>															
LAST 12 Division I GAMES:															
124	H	Cleveland St.	66 <b>86</b>	315	A	Ill.-Chicago	67 63	239	H	Northern Ky.	79 53	93	H	Wright St.	57 <b>77</b>
225	H	Youngstown St.	76 <b>86</b>	225	A	Youngstown St.	58 48	124	A	Cleveland St.	62 <b>70</b>	337	N	Ark.-Pine Bluff	69 37
310	H	Detroit Mercy	83 50	64	A	IUPUI	64 <b>80</b>								
13	H	Green Bay	48 <b>81</b>												
115	H	Milwaukee	62 <b>74</b>												

Non-Div I Games: Mich.-Dearborn 104 44

Oakland

Loss, 
Non-Conf, 
S Site, 
H Home
A Away 
N Neutral

Average RPI Win:	164	WON-LOST	WINNING	LAST 10	STRENGTH OF	OPP. STRENGTH	TEAM	ADJ.	CONF.	ADJ CONF.
Average RPI Loss:	72	RECORD	PCT. RANK	GAMES	SCHEDULE	OF SCHEDULE	RPI	RPI	RPI	RPI
DIV. I ONLY	11- 9	143	6- 4	25	97	75	75	7	7	
DIV. I NON-CONF.	5- 5	170	1- 1	58	207	108	108	8	8	
-----										
TOTALS	RPI 1-25	RPI 26-50	W-L RECORDS	RPI 51-100	RPI 101-999	RPI 201+				
11- 9	0- 1	2- 3	OVERALL	1- 3	8- 2	4- 0				
6- 3	0- 1	1- 1	HOME	1- 1	4- 0	2- 0				
5- 4	0- 0	1- 0	AWAY	0- 1	4- 0	2- 0				
0- 2	0- 0	0- 1	NEUTRAL	0- 0	0- 1	0- 0				
5- 5	0- 0	1- 2	NON-CONFERENCE	0- 1	4- 2	3- 0				
2- 2	0- 0	0- 1	HOME	0- 1	2- 0	1- 0				
3- 1	0- 0	1- 0	AWAY	0- 0	2- 1	2- 0				
0- 2	0- 0	0- 1	NEUTRAL	0- 0	0- 1	0- 0				
6- 4	0- 1	1- 1	CONFERENCE	1- 2	4- 0	1- 0				
4- 1	0- 1	1- 0	HOME	1- 0	2- 0	1- 0				
2- 3	0- 0	0- 1	AWAY	0- 2	2- 0	0- 0				
0- 0	0- 0	0- 0	NEUTRAL	0- 0	0- 0	0- 0				

RPI	S	Opponent	Score	RPI	S	Opponent	Score	RPI	S	Opponent	Score	RPI	S	Opponent	Score
22	H	Buffalo	63 67	28	N	Virginia	59 77	61	A	Toledo	57 75	109	A	Western Mich.	69 54
				29	A	Central Mich.	58 82	61	H	Toledo	78 61	124	A	Cleveland St.	64 71
				34	H	Michigan	61 74	64	H	IUPUI	52 76	135	H	Northern Ill.	77 75
				35	A	Purdue	77 71	95	A	Miami (OH)	55 64	159	H	High Point	64 61
				40	H	Ball St.	80 76					181	A	Bowling Green	70 63
												188	N	Furman	68 70
												218	H	Akron	70 67
												224	H	N.C. A&T	72 65
												312	A	Eastern Ky.	69 57
												331	A	Marshall	54 52
-----															
Team's RPI: 75															
LAST 12 Division I GAMES:															
				40	H	Ball St.	80 76	61	A	Toledo	57 75				
				95	A	Miami (OH)	55 64	218	H	Akron	70 67				
				135	H	Northern Ill.	77 75	29	A	Central Mich.	58 82				
				181	A	Bowling Green	70 63	61	H	Toledo	78 61				
				22	H	Buffalo	63 67	224	H	N.C. A&T	72 65				
				109	A	Western Mich.	69 54	28	N	Virginia	59 77				

Non-Div I Games: Notre Dame (OH) 93 37

Ohio

Average RPI Win:	92	WON-LOST	WINNING	LAST 10	STRENGTH OF	OPP. STRENGTH	TEAM	ADJ.	CONF.	ADJ CONF.
Average RPI Loss:	19	RECORD	PCT. RANK	GAMES	SCHEDULE	OF SCHEDULE	RPI	RPI	RPI	RPI
DIV. I ONLY	19- 5	29	7- 3	5	7	5	5	3	3	
DIV. I NON-CONF.	11- 2	22	1- 0	8	4	6	6	4	4	
-----										
TOTALS	RPI 1-25	RPI 26-50	W-L RECORDS	RPI 51-100	RPI 101-999	RPI 201+				
19- 5	2- 4	2- 1	OVERALL	8- 0	7- 0	0- 0				
10- 2	1- 1	0- 1	HOME	6- 0	3- 0	0- 0				
6- 3	0- 3	1- 0	AWAY	2- 0	3- 0	0- 0				
3- 0	1- 0	1- 0	NEUTRAL	0- 0	1- 0	0- 0				
11- 2	2- 2	1- 0	NON-CONFERENCE	2- 0	6- 0	0- 0				
6- 1	1- 1	0- 0	HOME	2- 0	3- 0	0- 0				
2- 1	0- 1	0- 0	AWAY	0- 0	2- 0	0- 0				
3- 0	1- 0	1- 0	NEUTRAL	0- 0	1- 0	0- 0				
8- 3	0- 2	1- 1	CONFERENCE	6- 0	1- 0	0- 0				
4- 1	0- 0	0- 1	HOME	4- 0	0- 0	0- 0				
4- 2	0- 2	1- 0	AWAY	2- 0	1- 0	0- 0				
0- 0	0- 0	0- 0	NEUTRAL	0- 0	0- 0	0- 0				

RPI	S	Opponent	Score	RPI	S	Opponent	Score	RPI	S	Opponent	Score	RPI	S	Opponent	Score
4	H	Louisville	90 95	34	A	Michigan	78 71	52	H	Minnesota	91 75	113	H	Dartmouth	103 70
12	H	Stanford	85 64	34	H	Michigan	75 84	56	A	Nebraska	73 61	142	A	Cincinnati	87 76
12	N	Stanford	94 82	39	N	FGCU	104 62	60	H	Michigan St.	78 62	162	H	Idaho	99 56
16	A	Duke	60 69					62	H	Quinnipiac	95 63	171	H	Washington	85 76
18	A	Maryland	69 99					70	A	Indiana	77 62	173	A	Florida	103 77
23	A	Iowa	89 103					70	H	Indiana	85 70	179	N	Memphis	100 69
								76	H	Maine	83 70	186	A	Wisconsin	68 55
								81	H	Penn St.	94 64				
LAST 12 Division I GAMES:															
186	A	Wisconsin	68 55	70	A	Indiana	77 62								
81	H	Penn St.	94 64	34	A	Michigan	78 71								
60	H	Michigan St.	78 62	52	H	Minnesota	91 75								
23	A	Iowa	89 103	70	H	Indiana	85 70								
18	A	Maryland	69 99	56	A	Nebraska	73 61								
34	H	Michigan	75 84	142	A	Cincinnati	87 76								

Non-Div I Games:

Ohio St.

Oklahoma				Through Games Of Feb. 6, 2018							
Average RPI Win:		105	WON-LOST RECORD	WINNING PCT. RANK	LAST 10 GAMES	STRENGTH OF SCHEDULE	OPP. STRENGTH OF SCHEDULE	TEAM RPI	ADJ. RPI	CONF. RPI	ADJ CONF. RPI
Average RPI Loss:		47									
DIV. I ONLY			12- 12	170	5- 5	1	25	30	30	5	5
DIV. I NON-CONF.			5- 6	187	0- 0	3	19	37	37	5	5
-----											
TOTALS		RPI 1-25	RPI 26-50		W-L RECORDS		RPI 51-100	RPI 101-999	RPI 201+		
12- 12		0- 6	1- 1		OVERALL		6- 3	5- 2	2- 0		
8- 4		0- 2	1- 0		HOME		5- 1	2- 1	1- 0		
4- 7		0- 3	0- 1		AWAY		1- 2	3- 1	1- 0		
0- 1		0- 1	0- 0		NEUTRAL		0- 0	0- 0	0- 0		
5- 6		0- 3	1- 1		NON-CONFERENCE		2- 0	2- 2	1- 0		
4- 1		0- 0	1- 0		HOME		2- 0	1- 1	1- 0		
1- 4		0- 2	0- 1		AWAY		0- 0	1- 1	0- 0		
0- 1		0- 1	0- 0		NEUTRAL		0- 0	0- 0	0- 0		
7- 6		0- 3	0- 0		CONFERENCE		4- 3	3- 0	1- 0		
4- 3		0- 2	0- 0		HOME		3- 1	1- 0	0- 0		
3- 3		0- 1	0- 0		AWAY		1- 2	2- 0	1- 0		
0- 0		0- 0	0- 0		NEUTRAL		0- 0	0- 0	0- 0		

RPI 1-25				RPI 26-50				RPI 51-100				RPI 101+			
RPI	S	Opponent	Score	RPI	S	Opponent	Score	RPI	S	Opponent	Score	RPI	S	Opponent	Score
1	N	UConn	64 <b>88</b>	27	H	South Fla.	79 74	53	H	West Virginia	76 57	112	A	Colorado St.	78 46
7	A	Oregon	74 <b>92</b>	41	A	South Dakota St.	61 <b>67</b>	54	A	TCU	58 <b>62</b>	117	A	Iowa St.	74 69
9	A	Baylor	65 <b>74</b>					54	H	TCU	84 71	126	A	Little Rock	56 <b>68</b>
9	H	Baylor	52 <b>74</b>					55	A	Oklahoma St.	82 <b>96</b>	139	H	Kansas	97 64
10	H	Texas	78 <b>88</b>					55	H	Oklahoma St.	67 <b>70</b>	173	H	Florida	61 <b>80</b>
24	A	DePaul	108 <b>111</b>					68	H	Belmont	96 73	214	H	SMU	87 75
								80	H	New Mexico	105 63	221	A	Texas Tech	73 52
								89	A	Kansas St.	76 71				
								89	H	Kansas St.	68 49				
LAST 12 Division I GAMES:															
	9	A	Baylor	65 <b>74</b>		89	A	Kansas St.	76 71		9	H	Baylor	52 <b>74</b>	
	53	H	West Virginia	76 57		221	A	Texas Tech	73 52		55	A	Oklahoma St.	82 <b>96</b>	
	89	H	Kansas St.	68 49		54	H	TCU	84 71		54	H	TCU	84 71	
	54	A	TCU	58 <b>62</b>		117	A	Iowa St.	74 69						
	139	H	Kansas	97 64											
	55	H	Oklahoma St.	67 <b>70</b>											

Non-Div I Games:

Oklahoma

■ Loss, 
 ■ Non-Conf, 
 ■ S Site, 
 ■ H Home 
 ■ A Away 
 N Neutral

Average RPI Loss: 40

DIV. I ONLY	16- 6	57	6- 4	98	21	55	55	5	5
DIV. I NON-CONF.	9- 2	34	1- 0	172	88	63	63	5	5
TOTALS	RPI 1-25	RPI 26-50	W-L RECORDS	RPI 51-100	RPI 101-999	RPI 201+			
16- 6	1- 4	2- 0	OVERALL	3- 1	10- 1	7- 0			
13- 1	1- 0	1- 0	HOME	2- 0	9- 1	6- 0			
2- 4	0- 3	1- 0	AWAY	0- 1	1- 0	1- 0			
1- 1	0- 1	0- 0	NEUTRAL	1- 0	0- 0	0- 0			
9- 2	1- 2	0- 0	NON-CONFERENCE	1- 0	7- 0	5- 0			
8- 0	1- 0	0- 0	HOME	0- 0	7- 0	5- 0			
0- 1	0- 1	0- 0	AWAY	0- 0	0- 0	0- 0			
1- 1	0- 1	0- 0	NEUTRAL	1- 0	0- 0	0- 0			
7- 4	0- 2	2- 0	CONFERENCE	2- 1	3- 1	2- 0			
5- 1	0- 0	1- 0	HOME	2- 0	2- 1	1- 0			
2- 3	0- 2	1- 0	AWAY	0- 1	1- 0	1- 0			
0- 0	0- 0	0- 0	NEUTRAL	0- 0	0- 0	0- 0			

RPI 1-25				RPI 26-50				RPI 51-100				RPI 101+			
RPI	S	Opponent	Score	RPI	S	Opponent	Score	RPI	S	Opponent	Score	RPI	S	Opponent	Score
3	A	Mississippi St.	76 79	30	A	Oklahoma	70 67	53	H	West Virginia	79 73	117	H	Iowa St.	69 78
8	H	UCLA	87 72	30	H	Oklahoma	96 82	71	N	South Dakota	76 68	139	H	Kansas	92 63
9	A	Baylor	64 77					89	A	Kansas St.	64 80	155	H	Wichita St.	91 67
10	A	Texas	79 84					89	H	Kansas St.	76 68	168	H	Southern U.	94 66
11	N	Tennessee	69 79									221	A	Texas Tech	98 57
												221	H	Texas Tech	80 62
												297	H	USC Upstate	108 71
												302	H	Incarnate Word	86 35
												322	H	UTRGV	80 38
												325	H	Northwestern St.	78 44
												333	H	La. -Monroe	112 58
LAST 12 Division I GAMES:															
139	H	Kansas	92 63	89	A	Kansas St.	64 80								
9	A	Baylor	64 77	30	H	Oklahoma	96 82								
221	H	Texas Tech	80 62	10	A	Texas	79 84								
117	H	Iowa St.	69 78	89	H	Kansas St.	76 68								
30	A	Oklahoma	70 67	221	A	Texas Tech	98 57								
53	H	West Virginia	79 73	333	H	La. -Monroe	112 58								

Okla ahoma St.

Average RPI Win:	310	WON-LOST	WINNING	LAST 10	STRENGTH OF	OPP. STRENGTH	TEAM	ADJ.	CONF.	ADJ CONF.
Average RPI Loss:	158	RECORD	PCT. RANK	GAMES	SCHEDULE	OF SCHEDULE	RPI	RPI	RPI	RPI
DIV. I ONLY	5- 18	309	3- 7	188	249	311	311	18	18	
DIV. I NON-CONF.	2- 12	306	1- 2	133	260	299	299	19	19	
-----										
TOTALS	RPI 1-25	RPI 26-50	W-L RECORDS	RPI 51-100	RPI 101-999	RPI 201+				
5- 18	0- 2	0- 0	OVERALL	0- 2	5- 14	5- 6				
5- 7	0- 2	0- 0	HOME	0- 1	5- 4	5- 1				
0- 8	0- 0	0- 0	AWAY	0- 1	0- 7	0- 3				
0- 3	0- 0	0- 0	NEUTRAL	0- 0	0- 3	0- 2				
2- 12	0- 2	0- 0	NON-CONFERENCE	0- 1	2- 9	2- 4				
2- 5	0- 2	0- 0	HOME	0- 0	2- 3	2- 1				
0- 4	0- 0	0- 0	AWAY	0- 1	0- 3	0- 1				
0- 3	0- 0	0- 0	NEUTRAL	0- 0	0- 3	0- 2				
3- 6	0- 0	0- 0	CONFERENCE	0- 1	3- 5	3- 2				
3- 2	0- 0	0- 0	HOME	0- 1	3- 1	3- 0				
0- 4	0- 0	0- 0	AWAY	0- 0	0- 4	0- 2				
0- 0	0- 0	0- 0	NEUTRAL	0- 0	0- 0	0- 0				

RPI 1-25				RPI 26-50				RPI 51-100				RPI 101+ Team's RPI: 311			
RPI	S	Opponent	Score	RPI	S	Opponent	Score	RPI	S	Opponent	Score	RPI	S	Opponent	Score
16	H	Duke	51 84					74	H	UAB	61 74	101	H	Liberty	55 63
19	H	NC State	56 73					96	A	George Mason	53 66	107	A	Rice	45 53
												129	N	Saint Francis (PA)	68 79
												137	A	William & Mary	58 75
												142	H	Cincinnati	33 54
												176	H	Charlotte	60 63
												178	A	Hampton	42 50
												192	A	Louisiana Tech	45 59
												202	N	Abilene Christian	60 74
												204	N	Oakland	59 80
												207	H	Richmond	45 54
												251	A	North Texas	46 63
												292	H	FIU	68 60
												299	A	VCU	39 68
												301	H	Coppin St.	75 67
												305	A	UTSA	56 64
												305	H	UTSA	69 63
												321	H	South Carolina St.	52 35
												331	H	Marshall	69 53
-----															
LAST 12 Division I GAMES:															
292	H	FIU	68 60	305	A	UTSA	56 64								
107	A	Rice	45 53	251	A	North Texas	46 63								
192	A	Louisiana Tech	45 59	176	H	Charlotte	60 63								
305	H	UTSA	69 63	74	H	UAB	61 74								
331	H	Marshall	69 53	321	H	South Carolina St.	52 35								
178	A	Hampton	42 50	202	N	Abilene Christian	60 74								

Non-Div I Games:

Old Dominion

Loss, 
Non-Conf, S Site, H Home
A Away 
N Neutral

Ole Miss		Average RPI Win: 213	WON-LOST RECORD	WINNING PCT. RANK	LAST 10 GAMES	STRENGTH OF SCHEDULE	OPP. STRENGTH OF SCHEDULE	TEAM RPI	ADJ. RPI	CONF. RPI	ADJ CONF. RPI
Average RPI Loss: 59											
DIV. I ONLY	11- 12	186	1- 9	43	77	121	121	2	2		
DIV. I NON-CONF.	10- 3	51	1- 1	175	262	79	79	2	2		
-----											
TOTALS	RPI 1-25	RPI 26-50	W-L RECORDS	RPI 51-100	RPI 101-999	RPI 201+					
11- 12	0- 7	0- 0	OVERALL	0- 2	11- 3	5- 0					
9- 4	0- 3	0- 0	HOME	0- 0	9- 1	4- 0					
1- 7	0- 0	0- 0	AWAY	0- 0	1- 0	0- 0					
1- 1	0- 0	0- 0	NEUTRAL	0- 1	1- 0	1- 0					
10- 3	0- 1	0- 0	NON-CONFERENCE	0- 1	10- 1	5- 0					
8- 0	0- 0	0- 0	HOME	0- 0	8- 0	4- 0					
1- 2	0- 1	0- 0	AWAY	0- 0	1- 1	0- 0					
1- 1	0- 0	0- 0	NEUTRAL	0- 1	1- 0	1- 0					
1- 9	0- 6	0- 0	CONFERENCE	0- 1	1- 2	0- 0					
1- 4	0- 3	0- 0	HOME	0- 0	1- 1	0- 0					
0- 5	0- 3	0- 0	AWAY	0- 1	0- 1	0- 0					
0- 0	0- 0	0- 0	NEUTRAL	0- 0	0- 0	0- 0					

RPI 1-25				RPI 26-50				RPI 51-100				RPI 101+ Team's RPI: 121			
RPI	S	Opponent	Score	RPI	S	Opponent	Score	RPI	S	Opponent	Score	RPI	S	Opponent	Score
3	A	Mississippi St.	45 76					87	A	Arkansas	72 73	102	H	South Ala.	66 59
3	H	Mississippi St.	49 69					88	N	Saint Louis	64 79	123	H	Vanderbilt	72 75
7	A	Oregon	46 90									131	H	Middle Tenn.	65 56
11	A	Tennessee	66 75									154	A	Portland St.	79 94
17	H	Missouri	48 67									165	H	Southern Miss.	68 59
20	A	Georgia	45 69									173	A	Florida	60 61
21	H	South Carolina	62 88									173	H	Florida	78 75
												175	A	Temple	64 48
												194	H	Troy	96 93
												212	H	Arkansas St.	74 48
												245	H	Texas Southern	73 58
												293	H	Kennesaw St.	92 63
												325	H	Northwestern St.	75 44
												328	N	Delaware St.	110 58
-----															
LAST 12 Division I GAMES:															
20	A	Georgia	45 69	3	A	Mississippi St.	45 76								
123	H	Vanderbilt	72 75	173	H	Florida	78 75								
3	H	Mississippi St.	49 69	21	H	South Carolina	62 88								
11	A	Tennessee	66 75	87	A	Arkansas	72 73								
173	A	Florida	60 61	245	H	Texas Southern	73 58								
17	H	Missouri	48 67	154	A	Portland St.	79 94								

Non-Div I Games:

Ole Miss



Average RPI Win:	248	WON-LOST	WINNING	LAST 10	STRENGTH OF	OPP. STRENGTH	TEAM	ADJ.	CONF.	ADJ CONF.
Average RPI Loss:	145	RECORD	PCT. RANK	GAMES	SCHEDULE	OF SCHEDULE	RPI	RPI	RPI	RPI
DIV. I ONLY	7- 11	239	2- 7	180	233	234	234	14	14	
DIV. I NON-CONF.	6- 4	122	1- 2	275	302	160	160	17	17	
-----										
TOTALS	RPI 1-25	RPI 26-50	W-L RECORDS	RPI 51-100	RPI 101-999	RPI 201+				
7- 11	0- 0	0- 3	OVERALL	0- 2	7- 6	5- 4				
4- 5	0- 0	0- 2	HOME	0- 0	4- 3	3- 1				
3- 6	0- 0	0- 1	AWAY	0- 2	3- 3	2- 3				
0- 0	0- 0	0- 0	NEUTRAL	0- 0	0- 0	0- 0				
6- 4	0- 0	0- 1	NON-CONFERENCE	0- 1	6- 2	4- 2				
3- 1	0- 0	0- 1	HOME	0- 0	3- 0	2- 0				
3- 3	0- 0	0- 0	AWAY	0- 1	3- 2	2- 2				
0- 0	0- 0	0- 0	NEUTRAL	0- 0	0- 0	0- 0				
1- 7	0- 0	0- 2	CONFERENCE	0- 1	1- 4	1- 2				
1- 4	0- 0	0- 1	HOME	0- 0	1- 3	1- 1				
0- 3	0- 0	0- 1	AWAY	0- 1	0- 1	0- 1				
0- 0	0- 0	0- 0	NEUTRAL	0- 0	0- 0	0- 0				

RPI	S	Opponent	Score	RPI	S	Opponent	Score	RPI	S	Opponent	Score	RPI	S	Opponent	Score	Team's RPI: 234
38	H	Creighton	51 72	71	A	South Dakota	46 70	106	H	Western Ill.	51 90					
41	A	South Dakota St.	64 89	89	A	Kansas St.	60 81	153	H	UNI	78 74					
41	H	South Dakota St.	54 103					184	A	CSUN	68 60					
								196	H	Denver	74 85					
								205	H	Oral Roberts	53 82					
								222	H	Montana St.	64 53					
								240	A	CSU Bakersfield	43 52					
								248	A	Bradley	56 69					
								267	H	North Dakota St.	80 67					
								273	A	Wofford	64 60					
								297	A	USC Upstate	69 66					
								318	A	Fort Wayne	65 76					
								343	H	Florida A&M	78 73					
-----																
LAST 12 Division I GAMES:																
41	H	South Dakota St.	54 103	41	A	South Dakota St.	64 89									
267	H	North Dakota St.	80 67	205	H	Oral Roberts	53 82									
71	A	South Dakota	46 70	184	A	CSUN	68 60									
196	H	Denver	74 85	240	A	CSU Bakersfield	43 52									
106	H	Western Ill.	51 90	38	H	Creighton	51 72									
318	A	Fort Wayne	65 76	153	H	UNI	78 74									

Non-Div I Games: Graceland (IA) 96 69 Peru St. 63 47 St. Mary (NE) 81 58

Omaha

Average RPI		Win: 278	WON-LOST RECORD	WINNING PCT. RANK	LAST 10 GAMES	STRENGTH OF SCHEDULE	OPP. STRENGTH OF SCHEDULE	TEAM RPI	ADJ. RPI	CONF. RPI	ADJ CONF. RPI
Loss: 96											
DIV. I ONLY			12- 9	131	5- 4	309	182	205	205	14	14
DIV. I NON-CONF.			7- 5	132	1- 1	335	210	217	217	17	17
TOTALS		RPI 1-25		RPI 26-50		W-L RECORDS		RPI 51-100		RPI 101-999	
12- 9	0- 0			0- 1		OVERALL		0- 4		12- 4	10- 0
4- 4	0- 0			0- 1		HOME		0- 2		4- 1	3- 0
4- 5	0- 0			0- 0		AWAY		0- 2		4- 3	3- 0
4- 0	0- 0			0- 0		NEUTRAL		0- 0		4- 0	4- 0
7- 5	0- 0			0- 0		NON-CONFERENCE		0- 3		7- 2	6- 0
1- 1	0- 0			0- 0		HOME		0- 1		1- 0	1- 0
2- 4	0- 0			0- 0		AWAY		0- 2		2- 2	1- 0
4- 0	0- 0			0- 0		NEUTRAL		0- 0		4- 0	4- 0
5- 4	0- 0			0- 1		CONFERENCE		0- 1		5- 2	4- 0
3- 3	0- 0			0- 1		HOME		0- 1		3- 1	2- 0
2- 1	0- 0			0- 0		AWAY		0- 0		2- 1	2- 0
0- 0	0- 0			0- 0		NEUTRAL		0- 0		0- 0	0- 0

RPI 1-25				RPI 26-50				RPI 51-100				RPI 101+				Team's RPI: 205	
RPI	S	Opponent	Score	RPI	S	Opponent	Score	RPI	S	Opponent	Score	RPI	S	Opponent	Score		
				41	H	South Dakota St.	70 77	54	A	TCU	58 72	106	A	Western Ill.	49 56		
								71	H	South Dakota	68 73	106	H	Western Ill.	63 85		
								85	A	Utah	50 71	116	A	Missouri St.	66 76		
								87	H	Arkansas	66 77	169	A	Tulsa	53 41		
												196	H	Denver	90 60		
												199	A	UT Arlington	46 70		
												234	A	Omaha	82 53		
												259	A	UMKC	76 73		
												267	H	North Dakota St.	71 48		
												279	N	Alcorn	76 52		
												298	N	Cal St. Fullerton	60 50		
												318	A	Fort Wayne	73 48		
												318	H	Fort Wayne	66 45		
												323	H	Houston Baptist	78 56		
												335	N	Long Beach St.	64 58		
												345	N	Chicago St.	73 43		
LAST 12 Division I GAMES:																	
				106	H	Western Ill.	63 85	106	A	Western Ill.	49 56						
				318	H	Fort Wayne	66 45	318	A	Fort Wayne	73 48						
				196	H	Denver	90 60	234	A	Omaha	82 53						
				71	H	South Dakota	68 73	85	A	Utah	50 71						
				41	H	South Dakota St.	70 77	345	N	Chicago St.	73 43						
				267	H	North Dakota St.	71 48	279	N	Alcorn	76 52						

Non-Div I Games:	Okl a. Panhandl e	88	35	Cent. Chri sti an (KS)	118	47
------------------	-------------------	----	----	------------------------	-----	----

Oral Roberts

Loss, Non-Conf, S Site, H Home A Away N Neutral

Average RPI Win: 117

Average RPI Loss: 17

WON-LOST  
RECORDWINNING  
PCT. RANKLAST 10  
GAMESSTRENGTH OF  
SCHEDULEOPP. STRENGTH  
OF SCHEDULETEAM  
RPIADJ.  
RPICONF.  
RPIADJ CONF.  
RPIDIV. I ONLY  
DIV. I NON-CONF.21- 4  
11- 214  
228- 2  
0- 014  
1116  
157  
57  
54  
34  
3

TOTALS

RPI 1-25

RPI 26-50

W-L RECORDS

RPI 51-100

RPI 101-999

RPI 201+

21- 4

3- 3

4- 1

OVERALL

4- 0

10- 0

3- 0

14- 1

0- 1

4- 0

HOME

2- 0

8- 0

2- 0

5- 3

2- 2

0- 1

AWAY

2- 0

1- 0

0- 0

2- 0

1- 0

0- 0

NEUTRAL

0- 0

1- 0

1- 0

11- 2

2- 2

1- 0

NON-CONFERENCE

1- 0

7- 0

2- 0

8- 0

0- 0

1- 0

HOME

1- 0

6- 0

1- 0

1- 2

1- 2

0- 0

AWAY

0- 0

0- 0

0- 0

2- 0

1- 0

0- 0

NEUTRAL

0- 0

1- 0

1- 0

10- 2

1- 1

3- 1

CONFERENCE

3- 0

3- 0

1- 0

6- 1

0- 1

3- 0

HOME

1- 0

2- 0

1- 0

4- 1

1- 0

0- 1

AWAY

2- 0

1- 0

0- 0

0- 0

0- 0

0- 0

NEUTRAL

0- 0

0- 0

0- 0

RPI 1-25

Team's RPI: 7

RPI 26-50

RPI 51-100

RPI 101+

RPI	S	Opponent	Score
3	A	Mississippi St.	79 90
4	A	Louisville	61 74
8	A	UCLA	70 61
12	H	Stanford	65 78
15	A	Texas A&M	83 68
15	N	Texas A&M	84 62

RPI	S	Opponent	Score
30	H	Oklahoma	92 74
33	H	Arizona St.	74 64
36	H	California	91 54
48	A	Oregon St.	79 85
48	H	Oregon St.	75 63

RPI	S	Opponent	Score
51	A	Southern California	70 66
83	H	Washington St.	89 56
85	A	Utah	84 68
86	H	Drake	110 77

RPI	S	Opponent	Score
121	H	Ole Miss	90 46
132	A	Colorado	74 55
140	H	Weber St.	114 87
171	H	Washington	94 83
178	H	Hampton	87 45
184	H	CSUN	91 43
195	H	Eastern Wash.	81 40
253	N	Hawaii	85 44
281	H	Arizona	62 44
304	H	Southern Utah	98 38

LAST 12 Division I GAMES:

12	H	Stanford	65 78	33	H	Arizona St.	74 64
36	H	California	91 54	281	H	Arizona	62 44
85	A	Utah	84 68	8	A	UCLA	70 61
132	A	Colorado	74 55	51	A	Southern California	70 66
48	H	Oregon St.	75 63	171	H	Washington	94 83
48	A	Oregon St.	79 85	83	H	Washington St.	89 56

Non-Div I Games:

Oregon

Average RPI Win:	175	WON-LOST	WINNING	LAST 10	STRENGTH OF	OPP. STRENGTH	TEAM	ADJ.	CONF.	ADJ CONF.
Average RPI Loss:	16	RECORD	PCT. RANK	GAMES	SCHEDULE	OF SCHEDULE	RPI	RPI	RPI	RPI
DIV. I ONLY	17- 6	53	6- 4	81	45	48	48	4	4	
DIV. I NON-CONF.	9- 2	34	0- 0	253	151	90	90	3	3	
-----										
TOTALS	RPI 1-25	RPI 26-50	W-L RECORDS	RPI 51-100	RPI 101-999	RPI 201+				
17- 6	1- 5	2- 0	OVERALL	3- 1	11- 0	6- 0				
12- 2	1- 2	2- 0	HOME	2- 0	7- 0	4- 0				
3- 4	0- 3	0- 0	AWAY	1- 1	2- 0	1- 0				
2- 0	0- 0	0- 0	NEUTRAL	0- 0	2- 0	1- 0				
9- 2	0- 2	0- 0	NON-CONFERENCE	1- 0	8- 0	5- 0				
6- 1	0- 1	0- 0	HOME	1- 0	5- 0	3- 0				
1- 1	0- 1	0- 0	AWAY	0- 0	1- 0	1- 0				
2- 0	0- 0	0- 0	NEUTRAL	0- 0	2- 0	1- 0				
8- 4	1- 3	2- 0	CONFERENCE	2- 1	3- 0	1- 0				
6- 1	1- 1	2- 0	HOME	1- 0	2- 0	1- 0				
2- 3	0- 2	0- 0	AWAY	1- 1	1- 0	0- 0				
0- 0	0- 0	0- 0	NEUTRAL	0- 0	0- 0	0- 0				

RPI 1-25				RPI 26-50				Team's RPI: 48				RPI 51-100				RPI 101+			
RPI	S	Opponent	Score	RPI	S	Opponent	Score	RPI	S	Opponent	Score	RPI	S	Opponent	Score	RPI	S	Opponent	Score
2	H	Notre Dame	67 72	33	H	Ari zona St.	57 54	51	A	Southern Cal i forni a	61 65	132	A	Col orado	86 71				
7	A	Oregon	63 75	36	H	Cal i forni a	68 48	69	H	UC Davi s	61 47	157	H	North Dakota	65 55				
7	H	Oregon	85 79					83	H	Washi ngton St.	71 53	171	H	Washi ngton	75 63				
8	A	UCLA	49 84					85	A	Utah	69 58	190	N	Nevada	89 49				
12	H	Stanford	57 60									201	H	UC Santa Barbara	74 49				
16	A	Duke	65 72									249	H	San Jose St.	110 62				
												281	H	Ari zona	88 48				
												291	N	Utah St.	94 55				
												308	H	Utah Val ley	98 41				
												334	A	N. C. Central	97 44				
												340	H	Savannah St.	84 36				
LAST 12 Di vi si on I GAMES:																			
36	H	Cal i forni a	68 48	281	H	Ari zona	88 48												
12	H	Stanford	57 60	33	H	Ari zona St.	57 54												
132	A	Col orado	86 71	51	A	Southern Cal i forni a	61 65												
85	A	Utah	69 58	8	A	UCLA	49 84												
7	A	Oregon	63 75	83	H	Washington St.	71 53												
7	H	Oregon	85 79	171	H	Washing ton	75 63												

Average RPI	Win:	209	WON-LOST	WINNING	LAST 10	STRENGTH OF	OPP. STRENGTH	TEAM	ADJ.	CONF.	ADJ CONF.
Average RPI	Loss:	95	RECORD	PCT. RANK	GAMES	SCHEDULE	OF SCHEDULE	RPI	RPI	RPI	RPI
DIV. I ONLY		11- 11		170	6- 4	88	136	151	151	13	13
DIV. I NON-CONF.		5- 5		170	0- 0	46	137	129	129	11	11
-----											
TOTALS	RPI 1-25		RPI 26-50		W-L RECORDS	RPI 51-100		RPI 101-999		RPI 201+	
11- 11	0- 0		1- 3		OVERALL	0- 3		10- 5		8- 0	
8- 6	0- 0		1- 2		HOME	0- 2		7- 2		5- 0	
3- 5	0- 0		0- 1		AWAY	0- 1		3- 3		3- 0	
0- 0	0- 0		0- 0		NEUTRAL	0- 0		0- 0		0- 0	
5- 5	0- 0		1- 2		NON-CONFERENCE	0- 1		4- 2		3- 0	
4- 3	0- 0		1- 1		HOME	0- 1		3- 1		2- 0	
1- 2	0- 0		0- 1		AWAY	0- 0		1- 1		1- 0	
0- 0	0- 0		0- 0		NEUTRAL	0- 0		0- 0		0- 0	
6- 6	0- 0		0- 1		CONFERENCE	0- 2		6- 3		5- 0	
4- 3	0- 0		0- 1		HOME	0- 1		4- 1		3- 0	
2- 3	0- 0		0- 0		AWAY	0- 1		2- 2		2- 0	
0- 0	0- 0		0- 0		NEUTRAL	0- 0		0- 0		0- 0	

RPI 1-25				RPI 26-50				RPI 51-100				RPI 101+				Team's RPI: 151	
RPI	S	Opponent	Score	RPI	S	Opponent	Score	RPI	S	Opponent	Score	RPI	S	Opponent	Score		
				31	A	Northern Colo.	55 80	69	H	UC Davis	58 90	104	H	Lamar University	80 75		
				36	H	Cal i forni a	85 92	79	A	Saint Mary's (CA)	88 96	114	H	Brown	57 74		
				42	H	Gonzaga	72 99	79	H	Saint Mary's (CA)	69 70	119	A	BYU	65 77		
				47	H	UCF	78 74					119	H	BYU	83 76		
												147	A	Fresno St.	70 81		
												160	A	Loyol a Marymount	60 75		
												166	H	San Franci sco	71 81		
												206	A	Seattle U	85 73		
												213	A	San Di ego	81 68		
												236	A	Pepperdi ne	85 77		
												236	H	Pepperdi ne	84 73		
												249	H	San Jose St.	106 97		
												274	H	Santa Clara	55 37		
												298	H	Cal St. Fullerton	81 65		
												314	H	Portl and	91 55		
LAST 12 Division I GAMES:																	
				236	H	Pepperdi ne	84 73	314	H	Portl and	91 55						
				274	H	Santa Clara	55 37	213	A	San Di ego	81 68						
				119	H	BYU	83 76	119	A	BYU	65 77						
				166	H	San Franci sco	71 81	79	H	Saint Mary's (CA)	69 70						
				79	A	Saint Mary's (CA)	88 96	160	A	Loyol a Marymount	60 75						
				236	A	Pepperdi ne	85 77	42	H	Gonzaga	72 99						

Non-Div I Games: UC Merced 123 59

Paci fi c

Average RPI Win:	200	WON-LOST	WINNING	LAST 10	STRENGTH OF	OPP. STRENGTH	TEAM	ADJ.	CONF.	ADJ CONF.
Average RPI Loss:	98	RECORD	PCT. RANK	GAMES	SCHEDULE	OF SCHEDULE	RPI	RPI	RPI	RPI
DIV. I ONLY	12- 5	67	8- 1	189	98	90	90	9	9	
DIV. I NON-CONF.	8- 4	87	6- 0	247	74	105	105	9	9	
-----										
TOTALS	RPI 1-25	RPI 26-50	W-L RECORDS	RPI 51-100	RPI 101-999	RPI 201+				
12- 5	0- 1	1- 1	OVERALL	0- 1	11- 2	5- 1				
4- 2	0- 1	0- 1	HOME	0- 0	4- 0	3- 0				
6- 2	0- 0	1- 0	AWAY	0- 0	5- 2	1- 1				
2- 1	0- 0	0- 0	NEUTRAL	0- 1	2- 0	1- 0				
8- 4	0- 1	1- 0	NON-CONFERENCE	0- 1	7- 2	4- 1				
2- 1	0- 1	0- 0	HOME	0- 0	2- 0	2- 0				
4- 2	0- 0	1- 0	AWAY	0- 0	3- 2	1- 1				
2- 1	0- 0	0- 0	NEUTRAL	0- 1	2- 0	1- 0				
4- 1	0- 0	0- 1	CONFERENCE	0- 0	4- 0	1- 0				
2- 1	0- 0	0- 1	HOME	0- 0	2- 0	1- 0				
2- 0	0- 0	0- 0	AWAY	0- 0	2- 0	0- 0				
0- 0	0- 0	0- 0	NEUTRAL	0- 0	0- 0	0- 0				

RPI 1-25				RPI 26-50				RPI 51-100				RPI 101+			
RPI	S	Opponent	Score	RPI	S	Opponent	Score	RPI	S	Opponent	Score	RPI	S	Opponent	Score
2	H	Notre Dame	54 66	26	A	Villanova	79 77	65	N	Georgia Tech	55 69	114	A	Brown	88 55
				45	H	Princeton	55 70					116	N	Missouri St.	65 60
												118	A	Yale	69 54
												145	A	Binghamton	72 77
												175	A	Temple	74 59
												183	A	Saint Joseph's	57 50
												189	H	Columbia	70 51
												233	A	La Salle	59 66
												241	H	Lafayette	55 42
												270	H	Cornell	68 48
												299	N	VCU	82 52
												332	H	Rhode Island	84 66
												342	A	NJIT	77 38
LAST 12 Division I GAMES:															
118	A	Yale	69 54	45	H	Princeton	55 70	342	A	NJIT	77 38	299	N	VCU	82 52
114	A	Brown	88 55					332	H	Rhode Island	84 66	183	A	Saint Joseph's	57 50
175	A	Temple	74 59					2	H	Notre Dame	54 66				
26	A	Villanova	79 77												
189	H	Columbia	70 51												
270	H	Cornell	68 48												

Non-Div I Games: Gwynedd Mercy 89 25

Penn

Average RPI Win:	155	WON-LOST	WINNING	LAST 10	STRENGTH OF	OPP. STRENGTH	TEAM	ADJ.	CONF.	ADJ CONF.
Average RPI Loss:	74	RECORD	PCT. RANK	GAMES	SCHEDULE	OF SCHEDULE	RPI	RPI	RPI	RPI
DIV. I ONLY	14- 10	124	5- 5	60	50	81	81	3	3	
DIV. I NON-CONF.	9- 4	82	0- 1	184	145	85	85	4	4	
-----										
TOTALS	RPI 1-25	RPI 26-50	W-L RECORDS	RPI 51-100	RPI 101-999	RPI 201+				
14- 10	1- 3	0- 2	OVERALL	4- 3	9- 2	3- 1				
10- 2	1- 1	0- 0	HOME	4- 1	5- 0	2- 0				
4- 6	0- 2	0- 2	AWAY	0- 1	4- 1	1- 1				
0- 2	0- 0	0- 0	NEUTRAL	0- 1	0- 1	0- 0				
9- 4	0- 0	0- 0	NON-CONFERENCE	2- 2	7- 2	3- 1				
6- 0	0- 0	0- 0	HOME	2- 0	4- 0	2- 0				
3- 2	0- 0	0- 0	AWAY	0- 1	3- 1	1- 1				
0- 2	0- 0	0- 0	NEUTRAL	0- 1	0- 1	0- 0				
5- 6	1- 3	0- 2	CONFERENCE	2- 1	2- 0	0- 0				
4- 2	1- 1	0- 0	HOME	2- 1	1- 0	0- 0				
1- 4	0- 2	0- 2	AWAY	0- 0	1- 0	0- 0				
0- 0	0- 0	0- 0	NEUTRAL	0- 0	0- 0	0- 0				

RPI 1-25				RPI 26-50				RPI 51-100				Team's RPI: 81				RPI 101+			
RPI	S	Opponent	Score	RPI	S	Opponent	Score	RPI	S	Opponent	Score	RPI	S	Opponent	Score	RPI	S	Opponent	Score
5	A	Ohio St.	64 94	34	A	Michigan	69 89	52	H	Minnesota	71 91	103	H	Wake Forest	68 58				
14	A	Rutgers	65 70	35	A	Purdue	73 88	57	H	Drexel	84 70	146	A	Pittsburgh	59 48				
14	H	Rutgers	70 67					60	H	Michigan St.	74 59	186	A	Wisconsin	69 62				
18	H	Maryland	65 69					66	A	American	66 75	187	A	Providence	60 51				
								70	H	Indiana	77 74	192	N	Louisiana Tech	59 71				
								73	H	Fordham	65 60	198	H	Siena	86 72				
								89	N	Kansas St.	65 70	200	H	Illinois	68 59				
												238	A	St. Bonaventure	62 65				
												252	H	Manhattan	78 46				
												289	H	Central Conn. St.	83 66				
												331	A	Marshall	80 65				
LAST 12 Division I GAMES:																			
60	H	Michigan St.	74 59	52	H	Minnesota	71 91	14	A	Rutgers	65 70								
5	A	Ohio St.	64 94	70	H	Indiana	77 74	18	H	Maryland	65 69								
35	A	Purdue	73 88	34	A	Michigan	69 89	34	A	Michigan	69 89								
200	H	Illinois	68 59	66	A	American	66 75	66	A	American	66 75								
14	H	Rutgers	70 67																
186	A	Wisconsin	69 62																

Non-Div I Games:

Penn St.

Average RPI Loss: 147

DIV. I ONLY	8- 14	249	2- 8	156	242	236	236	13	13
DIV. I NON-CONF.	4- 6	214	0- 0	103	343	184	184	11	11
TOTALS	RPI 1-25	RPI 26-50	W-L RECORDS	RPI 51-100	RPI 101-999	RPI 201+			
8- 14	0- 0	0- 1	OVERALL	0- 3	8- 10	5- 3			
6- 4	0- 0	0- 0	HOME	0- 0	6- 4	4- 2			
2- 10	0- 0	0- 1	AWAY	0- 3	2- 6	1- 1			
0- 0	0- 0	0- 0	NEUTRAL	0- 0	0- 0	0- 0			
4- 6	0- 0	0- 0	NON-CONFERENCE	0- 2	4- 4	2- 2			
2- 2	0- 0	0- 0	HOME	0- 0	2- 2	1- 2			
2- 4	0- 0	0- 0	AWAY	0- 2	2- 2	1- 0			
0- 0	0- 0	0- 0	NEUTRAL	0- 0	0- 0	0- 0			
4- 8	0- 0	0- 1	CONFERENCE	0- 1	4- 6	3- 1			
4- 2	0- 0	0- 0	HOME	0- 0	4- 2	3- 0			
0- 6	0- 0	0- 1	AWAY	0- 1	0- 4	0- 1			
0- 0	0- 0	0- 0	NEUTRAL	0- 0	0- 0	0- 0			

RPI 1-25				RPI 26-50				RPI 51-100				RPI 101+				Team's RPI: 236
RPI	S	Opponent	Score	RPI	S	Opponent	Score	RPI	S	Opponent	Score	RPI	S	Opponent	Score	
				42	A	Gonzaga	51 73	69	A	UC Davis	64 69	119	H	BYU	67 73	
								79	A	Saint Mary's (CA)	62 75	140	A	Weber St.	61 71	
								85	A	Utah	65 89	151	A	Pacific	73 84	
												151	H	Pacific	77 85	
												160	A	Loyola Marymount	60 75	
												166	A	San Francisco	67 68	
												166	H	San Francisco	95 92	
												172	H	Idaho St.	80 74	
												177	A	UC Irvine	74 75	
												190	A	Nevada	77 72	
												206	H	Seattle U	62 65	
												213	H	San Diego	66 62	
												235	H	New Mexico St.	64 86	
												274	A	Santa Clara	50 54	
												274	H	Santa Clara	56 55	
												308	H	Utah Valley	71 44	
												314	H	Portland	83 79	
												335	A	Long Beach St.	83 71	
LAST 12 Division I GAMES:																
				151	A	Pacific	73 84	79	A	Saint Mary's (CA)	62 75					
				314	H	Portland	83 79	119	H	BYU	67 73					
				274	A	Santa Clara	50 54	166	A	San Francisco	67 68					
				160	A	Loyola Marymount	60 75	42	A	Gonzaga	51 73					
				166	H	San Francisco	95 92	213	H	San Diego	66 62					
				151	H	Pacific	77 85	274	H	Santa Clara	56 55					

Pepperdi ne



Average RPI Win:	207	WON-LOST	WINNING	LAST 10	STRENGTH OF	OPP. STRENGTH	TEAM	ADJ.	CONF.	ADJ CONF.
Average RPI Loss:	57	RECORD	PCT. RANK	GAMES	SCHEDULE	OF SCHEDULE	RPI	RPI	RPI	RPI
DIV. I ONLY	10- 14	221	2- 8	45	53	146	146	1	1	
DIV. I NON-CONF.	8- 5	111	1- 0	201	213	179	179	1	1	
-----										
TOTALS	RPI 1-25	RPI 26-50	W-L RECORDS	RPI 51-100	RPI 101-999	RPI 201+				
10- 14	0- 4	0- 3	OVERALL	1- 5	9- 2	6- 0				
8- 8	0- 4	0- 1	HOME	1- 1	7- 2	6- 0				
2- 6	0- 0	0- 2	AWAY	0- 4	2- 0	0- 0				
0- 0	0- 0	0- 0	NEUTRAL	0- 0	0- 0	0- 0				
8- 5	0- 0	0- 1	NON-CONFERENCE	0- 3	8- 1	6- 0				
7- 3	0- 0	0- 1	HOME	0- 1	7- 1	6- 0				
1- 2	0- 0	0- 0	AWAY	0- 2	1- 0	0- 0				
0- 0	0- 0	0- 0	NEUTRAL	0- 0	0- 0	0- 0				
2- 9	0- 4	0- 2	CONFERENCE	1- 2	1- 1	0- 0				
1- 5	0- 4	0- 0	HOME	1- 0	0- 1	0- 0				
1- 4	0- 0	0- 2	AWAY	0- 2	1- 0	0- 0				
0- 0	0- 0	0- 0	NEUTRAL	0- 0	0- 0	0- 0				

RPI 1-25				RPI 26-50				RPI 51-100				RPI 101+ Team's RPI: 146			
RPI	S	Opponent	Score	RPI	S	Opponent	Score	RPI	S	Opponent	Score	RPI	S	Opponent	Score
2	H	Notre Dame	53 87	28	A	Virginia	50 62	53	A	West Virginia	52 73	103	H	Wake Forest	49 58
4	H	Louisville	51 77	37	A	Syracuse	52 70	63	A	Virginia Tech	66 89	136	H	Bucknell	57 39
6	H	Florida St.	59 66	49	H	Duquesne	53 66	65	H	Georgia Tech	68 62	142	A	Cincinnati	66 46
16	H	Duke	46 58					73	A	Fordham	55 58	149	A	Clemson	58 42
								81	H	Penn St.	48 59	186	H	Wisconsin	57 58
								91	A	North Carolina	67 68	212	H	Arkansas St.	87 47
												225	H	Youngstown St.	66 58
												263	H	Towson	81 63
												264	H	UNCW	74 55
												270	H	Cornell	51 39
												345	H	Chicago St.	87 49
-----															
LAST 12 Division I GAMES:															
6	H	Florida St.	59 66	65	H	Georgia Tech	68 62	65	H	Georgia Tech	68 62				
149	A	Clemson	58 42	63	A	Virginia Tech	66 89	63	A	Virginia Tech	66 89				
16	H	Duke	46 58	91	A	North Carolina	67 68	91	A	North Carolina	67 68				
2	H	Notre Dame	53 87	103	H	Wake Forest	49 58	103	H	Wake Forest	49 58				
37	A	Syracuse	52 70	345	H	Chicago St.	87 49	345	H	Chicago St.	87 49				
4	H	Louisville	51 77	28	A	Virginia	50 62	28	A	Virginia	50 62				

Non-Div I Games:

Pittsburgh

Average RPI Win: 213	WON-LOST RECORD	WINNING PCT. RANK	LAST 10 GAMES	STRENGTH OF SCHEDULE	OPP. STRENGTH OF SCHEDULE	TEAM RPI	ADJ. RPI	CONF. RPI	ADJ CONF. RPI
Average RPI Loss: 169									
DIV. I ONLY	3- 18	323	1- 9	150	234	314	314	13	13
DIV. I NON-CONF.	2- 7	286	0- 0	244	330	332	332	11	11
-----									
TOTALS	RPI 1-25	RPI 26-50	W-L RECORDS	RPI 51-100	RPI 101-999	RPI 201+			
3- 18	0- 0	0- 2	OVERALL	1- 0	2- 16	2- 5			
3- 9	0- 0	0- 1	HOME	1- 0	2- 8	2- 2			
0- 9	0- 0	0- 1	AWAY	0- 0	0- 8	0- 3			
0- 0	0- 0	0- 0	NEUTRAL	0- 0	0- 0	0- 0			
2- 7	0- 0	0- 0	NON-CONFERENCE	0- 0	2- 7	2- 1			
2- 4	0- 0	0- 0	HOME	0- 0	2- 4	2- 0			
0- 3	0- 0	0- 0	AWAY	0- 0	0- 3	0- 1			
0- 0	0- 0	0- 0	NEUTRAL	0- 0	0- 0	0- 0			
1- 11	0- 0	0- 2	CONFERENCE	1- 0	0- 9	0- 4			
1- 5	0- 0	0- 1	HOME	1- 0	0- 4	0- 2			
0- 6	0- 0	0- 1	AWAY	0- 0	0- 5	0- 2			
0- 0	0- 0	0- 0	NEUTRAL	0- 0	0- 0	0- 0			

RPI 1-25	RPI 26-50	RPI 51-100	RPI 101+	Team's RPI: 314
RPI S Opponent Score	RPI S Opponent Score	RPI S Opponent Score	RPI S Opponent Score	
	42 A Gonzaga 36 75	79 H Saint Mary's (CA) 68 65	119 H BYU 58 72	
	42 H Gonzaga 56 70		129 H Saint Francis (PA) 101 106	
			140 H Weber St. 70 91	
			151 A Pacific 55 91	
			154 H Portland St. 71 77	
			160 A Loyola Marymount 55 76	
			160 H Loyola Marymount 60 63	
			166 A San Francisco 75 84	
			171 A Washington 67 93	
			177 A UC Irvine 52 63	
			193 H Boise St. 47 73	
			213 A San Diego 52 59	
			213 H San Diego 60 75	
			236 A Pepperdine 79 83	
			253 H Hawaii 76 47	
			274 H Santa Clara 43 50	
			298 A Cal St. Fullerton 61 66	
			308 H Utah Valley 71 64	
LAST 12 Division I GAMES:				
160 A Loyola Marymount 55 76	151 A Pacific 55 91			
236 A Pepperdine 79 83	42 H Gonzaga 56 70			
79 H Saint Mary's (CA) 68 65	274 H Santa Clara 43 50			
42 A Gonzaga 36 75	213 A San Diego 52 59			
160 H Loyola Marymount 60 63	166 A San Francisco 75 84			
213 H San Diego 60 75	119 H BYU 58 72			

Non-Div I Games: Willamette 72 52 Warner Pacific 95 59

Portland

Average RPI Win:	221	WON-LOST	WINNING	LAST 10	STRENGTH OF	OPP. STRENGTH	TEAM	ADJ.	CONF.	ADJ CONF.
Average RPI Loss:	152	RECORD	PCT. RANK	GAMES	SCHEDULE	OF SCHEDULE	RPI	RPI	RPI	RPI
DIV. I ONLY	9- 10	201	5- 5	173	226	154	154	19	19	
DIV. I NON-CONF.	4- 5	202	2- 0	127	153	99	99	15	15	
-----										
TOTALS	RPI 1-25	RPI 26-50	W-L RECORDS	RPI 51-100	RPI 101-999	RPI 201+				
9- 10	0- 0	0- 1	OVERALL	0- 2	9- 7	5- 2				
4- 2	0- 0	0- 0	HOME	0- 0	4- 2	1- 0				
5- 8	0- 0	0- 1	AWAY	0- 2	5- 5	4- 2				
0- 0	0- 0	0- 0	NEUTRAL	0- 0	0- 0	0- 0				
4- 5	0- 0	0- 1	NON-CONFERENCE	0- 2	4- 2	2- 1				
1- 0	0- 0	0- 0	HOME	0- 0	1- 0	0- 0				
3- 5	0- 0	0- 1	AWAY	0- 2	3- 2	2- 1				
0- 0	0- 0	0- 0	NEUTRAL	0- 0	0- 0	0- 0				
5- 5	0- 0	0- 0	CONFERENCE	0- 0	5- 5	3- 1				
3- 2	0- 0	0- 0	HOME	0- 0	3- 2	1- 0				
2- 3	0- 0	0- 0	AWAY	0- 0	2- 3	2- 1				
0- 0	0- 0	0- 0	NEUTRAL	0- 0	0- 0	0- 0				

RPI 1-25	RPI 26-50	RPI 51-100	RPI 101+	Team's RPI: 154
RPI S Opponent Score	RPI S Opponent Score	RPI S Opponent Score	RPI S Opponent Score	
	42 A Gonzaga 52 91	69 A UC Davis 67 79	121 H Ole Miss 94 79	
		100 A UNLV 80 88	140 H Weber St. 77 64	
			162 A Idaho 60 61	
			162 H Idaho 90 101	
			172 H Idaho St. 59 88	
			177 A UC Irvine 82 72	
			190 A Nevada 55 67	
			195 A Eastern Wash. 57 64	
			195 H Eastern Wash. 75 60	
			206 A Seattle U 77 91	
			222 A Montana St. 69 60	
			226 A Montana 53 69	
			249 A San Jose St. 90 78	
			285 A Sacramento St. 81 72	
			285 H Sacramento St. 74 73	
			314 A Portland 77 71	
LAST 12 Division I GAMES:				
195 A Eastern Wash. 57 64	222 A Montana St. 69 60			
162 A Idaho 60 61	162 H Idaho 90 101			
285 A Sacramento St. 81 72	195 H Eastern Wash. 75 60			
140 H Weber St. 77 64	285 H Sacramento St. 74 73			
172 H Idaho St. 59 88	121 H Ole Miss 94 79			
226 A Montana 53 69	177 A UC Irvine 82 72			

Non-Div I Games: Northwest (WA) 63 60 Multnomah 95 32

Portland St.

Average RPI Win: 274	WON-LOST RECORD	WINNING PCT. RANK	LAST 10 GAMES	STRENGTH OF SCHEDULE	OPP. STRENGTH OF SCHEDULE	TEAM RPI	ADJ. RPI	CONF. RPI	ADJ CONF. RPI
Average RPI Loss: 200									
DIV. I ONLY	6- 13	275	6- 4	197	346	262	262	32	32
DIV. I NON-CONF.	0- 9	337	0- 2	43	307	289	289	32	32
-----									
TOTALS	RPI 1-25	RPI 26-50	W-L RECORDS	RPI 51-100	RPI 101-999	RPI 201+			
6- 13	0- 1	0- 0	OVERALL	0- 0	6- 12	5- 7			
4- 2	0- 0	0- 0	HOME	0- 0	4- 2	3- 1			
2- 10	0- 1	0- 0	AWAY	0- 0	2- 9	2- 5			
0- 1	0- 0	0- 0	NEUTRAL	0- 0	0- 1	0- 1			
0- 9	0- 1	0- 0	NON-CONFERENCE	0- 0	0- 8	0- 3			
0- 1	0- 0	0- 0	HOME	0- 0	0- 1	0- 0			
0- 7	0- 1	0- 0	AWAY	0- 0	0- 6	0- 2			
0- 1	0- 0	0- 0	NEUTRAL	0- 0	0- 1	0- 1			
6- 4	0- 0	0- 0	CONFERENCE	0- 0	6- 4	5- 4			
4- 1	0- 0	0- 0	HOME	0- 0	4- 1	3- 1			
2- 3	0- 0	0- 0	AWAY	0- 0	2- 3	2- 3			
0- 0	0- 0	0- 0	NEUTRAL	0- 0	0- 0	0- 0			

RPI 1-25				RPI 26-50				RPI 51-100				RPI 101+ Team's RPI: 262			
RPI	S	Opponent	Score	RPI	S	Opponent	Score	RPI	S	Opponent	Score	RPI	S	Opponent	Score
15	A	Texas A&M	70 98									107	H	Rice	68 88
												112	A	Colorado St.	59 71
												130	A	Bethune-Cookman	52 77
												143	A	Texas St.	57 84
												149	A	Clemson	58 64
												168	H	Southern U.	69 62
												221	A	Texas Tech	60 89
												244	A	Grambling	79 81
												245	A	Texas Southern	61 56
												245	H	Texas Southern	65 48
												257	N	A&M-Corpus Christi	62 72
												279	H	Alcorn	72 73
												306	A	Alabama A&M	55 48
												309	A	Jackson St.	61 70
												317	A	Alabama St.	68 70
												322	A	UTRGV	62 78
												337	H	Ark.-Pine Bluff	64 52
												341	H	Mississippi Val.	78 73
-----															
LAST 12 Division I GAMES:															
245	H	Texas Southern	65 48	244	A	Grambling	79 81								
306	A	Alabama A&M	55 48	245	A	Texas Southern	61 56								
317	A	Alabama St.	68 70	168	H	Southern U.	69 62								
341	H	Mississippi Val.	78 73	279	H	Alcorn	72 73								
337	H	Ark.-Pine Bluff	64 52	107	H	Rice	68 88								
309	A	Jackson St.	61 70	112	A	Colorado St.	59 71								

Non-Div I Games: Texas-Tyler 99 56 Arlington Baptist 116 73

Average RPI Win:	276	WON-LOST	WINNING	LAST 10	STRENGTH OF	OPP. STRENGTH	TEAM	ADJ.	CONF.	ADJ CONF.
Average RPI Loss:	159	RECORD	PCT. RANK	GAMES	SCHEDULE	OF SCHEDULE	RPI	RPI	RPI	RPI
DIV. I ONLY	8- 14	249	5- 5	248	261	255	255	27	27	
DIV. I NON-CONF.	3- 8	268	1- 0	162	169	246	246	28	28	
-----										
TOTALS	RPI 1-25	RPI 26-50	W-L RECORDS	RPI 51-100	RPI 101-999	RPI 201+				
8- 14	0- 2	0- 0	OVERALL	0- 3	8- 9	7- 5				
5- 4	0- 0	0- 0	HOME	0- 0	5- 4	4- 3				
3- 10	0- 0	0- 0	AWAY	0- 1	3- 1	3- 0				
0- 0	0- 0	0- 0	NEUTRAL	0- 0	0- 0	0- 0				
3- 8	0- 2	0- 0	NON-CONFERENCE	0- 3	3- 3	2- 3				
2- 2	0- 0	0- 0	HOME	0- 0	2- 2	1- 2				
1- 6	0- 2	0- 0	AWAY	0- 3	1- 1	1- 1				
0- 0	0- 0	0- 0	NEUTRAL	0- 0	0- 0	0- 0				
5- 6	0- 0	0- 0	CONFERENCE	0- 0	5- 6	5- 2				
3- 2	0- 0	0- 0	HOME	0- 0	3- 2	3- 1				
2- 4	0- 0	0- 0	AWAY	0- 0	2- 4	2- 1				
0- 0	0- 0	0- 0	NEUTRAL	0- 0	0- 0	0- 0				

RPI	S	Opponent	Score	RPI	S	Opponent	Score	RPI	S	Opponent	Score	RPI	S	Opponent	Score	Team's RPI: 255
8	A	UCLA	40 76					68	A	Belmont	48 90	101	A	Liberty	55 63	
16	A	Duke	45 79					91	A	North Carolina	56 91	101	H	Liberty	64 76	
								92	A	Chattanooga	51 71	159	A	High Point	55 81	
												162	A	Radford	55 93	
												188	H	Furman	76 75	
												217	H	Gardner-Webb	72 69	
												232	H	UNCG	57 64	
												246	A	UNC Asheville	76 74	
												247	H	Campbell	65 59	
												250	A	San Diego St.	50 77	
												293	H	Kennesaw St.	51 60	
												297	A	USC Upstate	83 69	
												300	H	Charleston So.	61 64	
												334	H	N. C. Central	69 60	
												339	A	Winthrop	64 58	
												339	H	Winthrop	78 45	
												349	A	Longwood	56 66	
-----																
LAST 12 Division I GAMES:																
339	A	Winthrop	64 58	217	H	Gardner-Webb	72 69									
101	A	Liberty	55 63	247	H	Campbell	65 59									
300	H	Charleston So.	61 64	159	A	High Point	55 81									
246	A	UNC Asheville	76 74	349	A	Longwood	56 66									
339	H	Winthrop	78 45	101	H	Liberty	64 76									
162	A	Radford	55 93	188	H	Furman	76 75									

Non-Div I Games:

Average RPI Win:	169	WON-LOST	WINNING	LAST 10	STRENGTH OF	OPP. STRENGTH	TEAM	ADJ.	CONF.	ADJ CONF.
Average RPI Loss:	56	RECORD	PCT. RANK	GAMES	SCHEDULE	OF SCHEDULE	RPI	RPI	RPI	RPI
DIV. I ONLY	14- 4	39	8- 2	110	96	45	45	9	9	
DIV. I NON-CONF.	10- 3	51	6- 1	108	53	47	47	9	9	
-----										
TOTALS	RPI 1-25	RPI 26-50	W-L RECORDS	RPI 51-100	RPI 101-999	RPI 201+				
14- 4	0- 1	0- 1	OVERALL	4- 1	10- 1	4- 0				
5- 2	0- 0	0- 1	HOME	0- 1	5- 0	2- 0				
7- 2	0- 1	0- 0	AWAY	3- 0	4- 1	2- 0				
2- 0	0- 0	0- 0	NEUTRAL	1- 0	1- 0	0- 0				
10- 3	0- 1	0- 1	NON-CONFERENCE	3- 1	7- 0	3- 0				
3- 2	0- 0	0- 1	HOME	0- 1	3- 0	1- 0				
5- 1	0- 1	0- 0	AWAY	2- 0	3- 0	2- 0				
2- 0	0- 0	0- 0	NEUTRAL	1- 0	1- 0	0- 0				
4- 1	0- 0	0- 0	CONFERENCE	1- 0	3- 1	1- 0				
2- 0	0- 0	0- 0	HOME	0- 0	2- 0	1- 0				
2- 1	0- 0	0- 0	AWAY	1- 0	1- 1	0- 0				
0- 0	0- 0	0- 0	NEUTRAL	0- 0	0- 0	0- 0				

RPI 1-25				RPI 26-50				Team's RPI: 45				RPI 51-100				RPI 101+			
RPI	S	Opponent	Score	RPI	S	Opponent	Score	RPI	S	Opponent	Score	RPI	S	Opponent	Score	RPI	S	Opponent	Score
14	A	Rutgers	50 70	26	H	Villanova	59 62	62	A	Quinnipiac	60 46	111	H	George Washington	72 52				
								65	H	Georgia Tech	56 67	114	A	Brown	77 62				
								90	A	Penn	70 55	118	A	Yale	59 73				
								92	N	Chattanooga	59 49	128	H	Delaware	78 60				
								94	A	Seton Hall	85 83	152	A	Davidson	63 57				
												183	N	Saint Joseph's	63 54				
												189	H	Columbia	69 47				
												241	A	Lafayette	53 45				
												270	H	Cornell	75 54				
												319	A	Wagner	58 37				
												327	H	UMBC	77 40				
LAST 12 Division I GAMES:																			
114	A	Brown	77 62	92	N	Chattanooga	59 49	183	N	Saint Joseph's	63 54								
118	A	Yale	59 73	319	A	Wagner	58 37	14	A	Rutgers	50 70								
270	H	Cornell	75 54	62	A	Quinnipiac	60 46												
189	H	Columbia	69 47	241	A	Lafayette	53 45												
90	A	Penn	70 55																
327	H	UMBC	77 40																

Non-Div I Games:

Princeton

Average RPI	Win:	165	WON-LOST	WINNING	LAST 10	STRENGTH OF	OPP. STRENGTH	TEAM	ADJ.	CONF.	ADJ CONF.
Average RPI	Loss:	95	RECORD	PCT. RANK	GAMES	SCHEDULE	OF SCHEDULE	RPI	RPI	RPI	RPI
DIV. I ONLY		9- 16		255	1- 9	115	58	187	187	6	6
DIV. I NON-CONF.		7- 5		132	0- 0	258	172	178	178	6	6
<hr/>											
TOTALS	RPI 1-25		RPI 26-50		W-L RECORDS	RPI 51-100		RPI 101-999		RPI 201+	
9- 16	0- 2		0- 4		OVERALL	3- 5		6- 5		2- 2	
3- 8	0- 1		0- 2		HOME	1- 2		2- 3		1- 0	
3- 8	0- 1		0- 2		AWAY	1- 3		2- 2		0- 2	
3- 0	0- 0		0- 0		NEUTRAL	1- 0		2- 0		1- 0	
7- 5	0- 0		0- 0		NON-CONFERENCE	1- 2		6- 3		2- 1	
2- 3	0- 0		0- 0		HOME	0- 1		2- 2		1- 0	
2- 2	0- 0		0- 0		AWAY	0- 1		2- 1		0- 1	
3- 0	0- 0		0- 0		NEUTRAL	1- 0		2- 0		1- 0	
2- 11	0- 2		0- 4		CONFERENCE	2- 3		0- 2		0- 1	
1- 5	0- 1		0- 2		HOME	1- 1		0- 1		0- 0	
1- 6	0- 1		0- 2		AWAY	1- 2		0- 1		0- 1	
0- 0	0- 0		0- 0		NEUTRAL	0- 0		0- 0		0- 0	

RPI	S	Opponent	Score	RPI	S	Opponent	Score	RPI	S	Opponent	Score	RPI	S	Opponent	Score	Team's RPI: 187
24	A	DePaul	47 <b>81</b>	26	H	Villanova	55 <b>63</b>	59	A	St. John's (NY)	49 44	114	H	Brown	59 <b>64</b>	
24	H	DePaul	48 <b>71</b>	32	A	Marquette	61 <b>94</b>	59	H	St. John's (NY)	70 68	118	A	Yale	55 51	
				32	H	Marquette	60 <b>77</b>	62	A	Quinnipiac	36 <b>62</b>	125	H	Georgetown	43 <b>75</b>	
				38	A	Creighton	56 <b>73</b>	81	H	Penn St.	51 <b>60</b>	134	A	Northeastern	98 95	
								93	N	Wright St.	74 69	156	N	Stetson	56 45	
								94	A	Seton Hall	56 <b>65</b>	189	H	Columbia	64 <b>73</b>	
								94	H	Seton Hall	56 <b>65</b>	197	H	Boston College	63 55	
								97	A	Butler	57 <b>68</b>	208	A	Xavier	59 <b>68</b>	
												286	A	Sacred Heart	75 <b>78</b>	
												332	H	Rhode Island	65 41	
												340	N	Savannah St.	78 48	
<hr/>																
LAST 12 Division I GAMES:																
24	A	DePaul	47 <b>81</b>	38	A	Creighton	56 <b>73</b>									
32	A	Marquette	61 <b>94</b>	32	H	Marquette	60 <b>77</b>									
59	H	St. John's (NY)	70 68	24	H	DePaul	48 <b>71</b>									
94	H	Seton Hall	56 <b>65</b>	94	A	Seton Hall	56 <b>65</b>									
97	A	Butler	57 <b>68</b>	59	A	St. John's (NY)	49 44									
208	A	Xavier	59 <b>68</b>	26	H	Villanova	55 <b>63</b>									

Non-Div I Games:

Providence

Average RPI Win:	135	WON-LOST	WINNING	LAST 10	STRENGTH OF	OPP. STRENGTH	TEAM	ADJ.	CONF.	ADJ CONF.
Average RPI Loss:	57	RECORD	PCT. RANK	GAMES	SCHEDULE	OF SCHEDULE	RPI	RPI	RPI	RPI
DIV. I ONLY	16- 8	78	7- 3	23	51	35	35	3	3	
DIV. I NON-CONF.	9- 5	99	2- 0	32	113	55	55	4	4	
-----										
TOTALS	RPI 1-25	RPI 26-50	W-L RECORDS	RPI 51-100	RPI 101-999	RPI 201+				
16- 8	2- 1	2- 1	OVERALL	3- 6	9- 0	3- 0				
10- 2	1- 0	0- 1	HOME	3- 1	6- 0	2- 0				
5- 5	1- 1	2- 0	AWAY	0- 4	2- 0	1- 0				
1- 1	0- 0	0- 0	NEUTRAL	0- 1	1- 0	0- 0				
9- 5	0- 0	1- 1	NON-CONFERENCE	2- 4	6- 0	3- 0				
6- 2	0- 0	0- 1	HOME	2- 1	4- 0	2- 0				
2- 2	0- 0	1- 0	AWAY	0- 2	1- 0	1- 0				
1- 1	0- 0	0- 0	NEUTRAL	0- 1	1- 0	0- 0				
7- 3	2- 1	1- 0	CONFERENCE	1- 2	3- 0	0- 0				
4- 0	1- 0	0- 0	HOME	1- 0	2- 0	0- 0				
3- 3	1- 1	1- 0	AWAY	0- 2	1- 0	0- 0				
0- 0	0- 0	0- 0	NEUTRAL	0- 0	0- 0	0- 0				

RPI 1-25				RPI 26-50				RPI 51-100				RPI 101+			
RPI	S	Opponent	Score	RPI	S	Opponent	Score	RPI	S	Opponent	Score	RPI	S	Opponent	Score
14	A	Rutgers	50 58	29	A	Central Mich.	79 69	51	N	Southern California	46 58	104	H	Lamar University	79 64
14	H	Rutgers	47 33	34	A	Michigan	81 79	56	A	Nebraska	51 75	170	N	Marist	61 47
23	A	Iowa	76 70	40	H	Ball St.	60 66	65	A	Georgia Tech	55 68	186	H	Wisconsin	57 35
								70	A	Indiana	54 72	191	H	Northwestern	63 60
								75	H	Ohio	71 77	195	H	Eastern Wash.	65 40
								79	H	Saint Mary's (CA)	70 60	200	A	Illinois	73 54
								81	H	Penn St.	88 73	211	H	UT Martin	60 58
								85	A	Utah	68 81	253	A	Hawaii	79 67
								95	H	Miami (OH)	75 66	288	H	Valparaiso	95 49
-----															
LAST 12 Division I GAMES:															
200	A	Illinois	73 54	14	H	Rutgers	47 33	70	A	Indiana	54 72				
34	A	Michigan	81 79	186	H	Wisconsin	57 35	14	A	Rutgers	50 58				
81	H	Penn St.	88 73	79	H	Saint Mary's (CA)	70 60	211	H	UT Martin	60 58				
56	A	Nebraska	51 75												
191	H	Northwestern	63 60												
23	A	Iowa	76 70												

Non-Div I Games:

Purdue



Average RPI Win: 218		WON-LOST	WINNING	LAST 10	STRENGTH OF	OPP. STRENGTH	TEAM	ADJ.	CONF.	ADJ CONF.
Average RPI Loss: 30		RECORD	PCT. RANK	GAMES	SCHEDULE	OF SCHEDULE	RPI	RPI	RPI	RPI
DIV. I ONLY		19- 5	29	10- 0	157	148	62	62	28	28
DIV. I NON-CONF.		6- 5	153	0- 0	6	7	24	24	26	26
-----										
TOTALS		RPI 1-25	RPI 26-50	W-L RECORDS		RPI 51-100	RPI 101-999	RPI 201+		
19- 5	0- 3		3- 1	OVERALL		0- 1	16- 0	12- 0		
10- 1	0- 0		2- 1	HOME		0- 0	8- 0	5- 0		
9- 3	0- 2		1- 0	AWAY		0- 1	8- 0	7- 0		
0- 1	0- 1		0- 0	NEUTRAL		0- 0	0- 0	0- 0		
6- 5	0- 3		3- 1	NON-CONFERENCE		0- 1	3- 0	1- 0		
3- 1	0- 0		2- 1	HOME		0- 0	1- 0	0- 0		
3- 3	0- 2		1- 0	AWAY		0- 1	2- 0	1- 0		
0- 1	0- 1		0- 0	NEUTRAL		0- 0	0- 0	0- 0		
13- 0	0- 0		0- 0	CONFERENCE		0- 0	13- 0	11- 0		
7- 0	0- 0		0- 0	HOME		0- 0	7- 0	5- 0		
6- 0	0- 0		0- 0	AWAY		0- 0	6- 0	6- 0		
0- 0	0- 0		0- 0	NEUTRAL		0- 0	0- 0	0- 0		

RPI	S	Opponent	Score	RPI	S	Opponent	Score	RPI	S	Opponent	Score	RPI	S	Opponent	Score
5	A	Ohio St.	63 95	29	A	Central Mich.	84 70	60	A	Michigan St.	55 74	170	H	Marist	62 56
17	N	Missouri	51 66	31	H	Northern Colo.	60 49					178	A	Hampton	64 58
23	A	Iowa	67 83	44	H	Dayton	72 66					187	H	Provi dence	62 36
				45	H	Princeton	46 60					198	H	Si ena	68 54
												207	A	Ri chmond	81 65
												229	A	Ni agara	84 55
												229	H	Ni agara	77 61
												252	A	Manhattan	80 64
												253	A	Fai rfi eld	58 39
												253	H	Fai rfi eld	77 45
												269	H	Ri der	73 66
												294	A	Can i si us	84 55
												296	A	Monmouth	76 55
												338	A	I ona	74 38
												338	H	I ona	90 47
												344	H	Saint Peter's	86 39
-----															
LAST 12 Di vi si on I GAMES:															
338	H	I ona	90 47	269	H	Ri der	73 66								
253	A	Fai rfi eld	58 39	344	H	Saint Peter's	86 39								
229	A	Ni agara	84 55	170	H	Marist	62 56								
294	A	Can i si us	84 55	338	A	I ona	74 38								
253	H	Fai rfi eld	77 45	229	H	Ni agara	77 61								
296	A	Monmouth	76 55	252	A	Manhattan	80 64								

Non-Di v I Games:

Qui nni pi ac

Average RPI Win:	265	WON-LOST	WINNING	LAST 10	STRENGTH OF	OPP. STRENGTH	TEAM	ADJ.	CONF.	ADJ CONF.
Average RPI Loss:	157	RECORD	PCT. RANK	GAMES	SCHEDULE	OF SCHEDULE	RPI	RPI	RPI	RPI
DIV. I ONLY	14- 7	78	7- 3	311	278	162	162	27	27	
DIV. I NON-CONF.	6- 4	122	0- 0	318	164	191	191	28	28	
-----										
TOTALS	RPI 1-25	RPI 26-50	W-L RECORDS	RPI 51-100	RPI 101-999	RPI 201+				
14- 7	0- 0	0- 0	OVERALL	0- 3	14- 4	13- 3				
7- 1	0- 0	0- 0	HOME	0- 0	7- 1	6- 1				
5- 5	0- 0	0- 0	AWAY	0- 0	5- 2	5- 2				
2- 1	0- 0	0- 0	NEUTRAL	0- 1	2- 0	2- 0				
6- 4	0- 0	0- 0	NON-CONFERENCE	0- 3	6- 1	6- 1				
3- 0	0- 0	0- 0	HOME	0- 0	3- 0	3- 0				
1- 3	0- 0	0- 0	AWAY	0- 2	1- 1	1- 1				
2- 1	0- 0	0- 0	NEUTRAL	0- 1	2- 0	2- 0				
8- 3	0- 0	0- 0	CONFERENCE	0- 0	8- 3	7- 2				
4- 1	0- 0	0- 0	HOME	0- 0	4- 1	3- 1				
4- 2	0- 0	0- 0	AWAY	0- 0	4- 2	4- 1				
0- 0	0- 0	0- 0	NEUTRAL	0- 0	0- 0	0- 0				

RPI 1-25				RPI 26-50				RPI 51-100				RPI 101+				Team's RPI: 162
RPI	S	Opponent	Score	RPI	S	Opponent	Score	RPI	S	Opponent	Score	RPI	S	Opponent	Score	
								53	N	West Virginia	55 75	101	A	Liberty	56 61	
								63	A	Virginia Tech	42 68	159	H	High Point	50 47	
								91	A	North Carolina	46 79	202	N	Abilene Christian	71 65	
												217	A	Gardner-Webb	53 69	
												217	H	Gardner-Webb	66 46	
												232	H	UNCG	56 53	
												246	A	UNC Asheville	64 48	
												246	H	UNC Asheville	56 67	
												247	A	Campbell	51 50	
												255	H	Presbyterian	93 55	
												263	N	Towson	69 66	
												268	H	Appalachian St.	61 40	
												299	H	VCU	79 62	
												300	A	Charleston So.	61 56	
												326	A	Western Caro.	27 39	
												329	A	Tennessee Tech	60 41	
												339	H	Winthrop	78 52	
												349	A	Longwood	52 33	
-----																
LAST 12 Division I GAMES:																
				246	A	UNC Asheville	64 48	349	A	Longwood	52 33					
				217	H	Gardner-Webb	66 46	300	A	Charleston So.	61 56					
				247	A	Campbell	51 50	246	H	UNC Asheville	56 67					
				101	A	Liberty	56 61	217	A	Gardner-Webb	53 69					
				159	H	High Point	50 47	339	H	Winthrop	78 52					
				255	H	Presbyterian	93 55	263	N	Towson	69 66					

Non-Div I Games: UVa-Wise 75 43

Radford

Average RPI Win:	277	WON-LOST	WINNING	LAST 10	STRENGTH OF	OPP. STRENGTH	TEAM	ADJ.	CONF.	ADJ CONF.
Average RPI Loss:	160	RECORD	PCT. RANK	GAMES	SCHEDULE	OF SCHEDULE	RPI	RPI	RPI	RPI
DIV. I ONLY	3- 20	328	1- 9	224	175	332	332	12	12	
DIV. I NON-CONF.	2- 10	300	0- 0	216	250	312	312	10	10	
<hr/>										
TOTALS	RPI 1-25	RPI 26-50	W-L RECORDS	RPI 51-100	RPI 101-999	RPI 201+				
3- 20	0- 0	0- 1	OVERALL	0- 5	3- 14	3- 6				
3- 7	0- 0	0- 0	HOME	0- 2	3- 5	3- 4				
0- 12	0- 0	0- 1	AWAY	0- 3	0- 8	0- 1				
0- 1	0- 0	0- 0	NEUTRAL	0- 0	0- 1	0- 1				
2- 10	0- 0	0- 0	NON-CONFERENCE	0- 3	2- 7	2- 2				
2- 2	0- 0	0- 0	HOME	0- 1	2- 1	2- 1				
0- 7	0- 0	0- 0	AWAY	0- 2	0- 5	0- 0				
0- 1	0- 0	0- 0	NEUTRAL	0- 0	0- 1	0- 1				
1- 10	0- 0	0- 1	CONFERENCE	0- 2	1- 7	1- 4				
1- 5	0- 0	0- 0	HOME	0- 1	1- 4	1- 3				
0- 5	0- 0	0- 1	AWAY	0- 1	0- 3	0- 1				
0- 0	0- 0	0- 0	NEUTRAL	0- 0	0- 0	0- 0				

RPI 1-25				RPI 26-50				RPI 51-100				RPI 101+ Team's RPI: 332			
RPI	S	Opponent	Score	RPI	S	Opponent	Score	RPI	S	Opponent	Score	RPI	S	Opponent	Score
				44	A	Dayton	58 116	52	H	Minnesota	60 82	111	A	George Washington	52 65
								60	A	Michigan St.	38 82	113	A	Dartmouth	54 70
								73	A	Fordham	64 76	152	A	Davison	67 77
								90	A	Penn	66 84	152	H	Davison	67 79
								96	H	George Mason	53 92	167	A	Samford	37 67
												170	A	Marist	42 64
												174	A	Jacksonville St.	53 63
												187	A	Providence	41 65
												207	H	Richmond	53 74
												233	H	La Salle	72 63
												237	H	Holy Cross	63 69
												238	A	St. Bonaventure	70 81
												253	H	Fairfield	62 47
												282	N	Bryant	52 58
												290	H	Massachusetts	59 61
												299	H	VCU	49 61
												346	H	UMass Lowell	81 64
<hr/>															
LAST 12 Division I GAMES:															
				73	A	Fordham	64 76	96	H	George Mason	53 92				
				152	H	Davison	67 79	299	H	VCU	49 61				
				290	H	Massachusetts	59 61	152	A	Davison	67 77				
				111	A	George Washington	52 65	44	A	Dayton	58 116				
				233	H	La Salle	72 63	207	H	Richmond	53 74				
				238	A	St. Bonaventure	70 81	90	A	Penn	66 84				

Non-Div I Games: Southern Conn. St. 57 62

Rhode Island

Average RPI Win:	249	WON-LOST	WINNING	LAST 10	STRENGTH OF	OPP. STRENGTH	TEAM	ADJ.	CONF.	ADJ CONF.
Average RPI Loss:	149	RECORD	PCT. RANK	GAMES	SCHEDULE	OF SCHEDULE	RPI	RPI	RPI	RPI
DIV. I ONLY	17- 3	11	9- 1	342	187	107	107	18	18	
DIV. I NON-CONF.	10- 2	33	4- 0	339	218	133	133	19	19	
-----										
TOTALS	RPI 1-25	RPI 26-50	W-L RECORDS	RPI 51-100	RPI 101-999	RPI 201+				
17- 3	0- 1	0- 0	OVERALL	0- 0	17- 2	11- 1				
9- 0	0- 0	0- 0	HOME	0- 0	9- 0	5- 0				
8- 3	0- 1	0- 0	AWAY	0- 0	8- 2	6- 1				
0- 0	0- 0	0- 0	NEUTRAL	0- 0	0- 0	0- 0				
10- 2	0- 1	0- 0	NON-CONFERENCE	0- 0	10- 1	8- 0				
5- 0	0- 0	0- 0	HOME	0- 0	5- 0	3- 0				
5- 2	0- 1	0- 0	AWAY	0- 0	5- 1	5- 0				
0- 0	0- 0	0- 0	NEUTRAL	0- 0	0- 0	0- 0				
7- 1	0- 0	0- 0	CONFERENCE	0- 0	7- 1	3- 1				
4- 0	0- 0	0- 0	HOME	0- 0	4- 0	2- 0				
3- 1	0- 0	0- 0	AWAY	0- 0	3- 1	1- 1				
0- 0	0- 0	0- 0	NEUTRAL	0- 0	0- 0	0- 0				

RPI	S	Opponent	Score	RPI	S	Opponent	Score	RPI	S	Opponent	Score	RPI	S	Opponent	Score	Team's RPI: 107
15	A	Texas A&M	76 82									122	H	UTEP	56 42	
												126	H	Little Rock	58 51	
												139	A	Kansas	65 73	
												165	H	Southern Miss.	62 56	
												176	A	Charlotte	62 55	
												180	A	Fla. Atlantic	67 53	
												189	H	Columbia	67 44	
												251	A	North Texas	50 49	
												257	A	A&M-Corpus Christi	67 56	
												262	A	Prairie View	88 68	
												278	A	Grand Canyon	69 59	
												292	A	FIU	58 68	
												302	H	Incarnate Word	60 43	
												305	H	UTSA	83 52	
												311	H	Old Dominion	53 45	
												323	H	Houston Baptist	67 45	
												324	A	Northern Ariz.	88 83	
												330	A	Sam Houston St.	79 50	
												333	H	La. -Monroe	63 47	
LAST 12 Division I GAMES:																
165	H	Southern Miss.	62 56	305	H	UTSA	83 52									
311	H	Old Dominion	53 45	251	A	North Texas	50 49									
122	H	UTEP	56 42	189	H	Columbia	67 44									
176	A	Charlotte	62 55	262	A	Prairie View	88 68									
292	A	FIU	58 68	257	A	A&M-Corpus Christi	67 56									
180	A	Fla. Atlantic	67 53	333	H	La. -Monroe	63 47									

Non-Div I Games:

Rice

Average RPI Win:	274	WON-LOST	WINNING	LAST 10	STRENGTH OF	OPP. STRENGTH	TEAM	ADJ.	CONF.	ADJ CONF.
Average RPI Loss:	108	RECORD	PCT. RANK	GAMES	SCHEDULE	OF SCHEDULE	RPI	RPI	RPI	RPI
DIV. I ONLY	9- 15	245	3- 7	135	220	207	207	12	12	
DIV. I NON-CONF.	5- 8	220	0- 1	142	283	202	202	10	10	
-----										
TOTALS	RPI 1-25	RPI 26-50	W-L RECORDS	RPI 51-100	RPI 101-999	RPI 201+				
9- 15	0- 0	0- 2	OVERALL	0- 6	9- 7	8- 0				
1- 9	0- 0	0- 2	HOME	0- 4	1- 3	1- 0				
7- 3	0- 0	0- 0	AWAY	0- 0	7- 0	6- 0				
1- 3	0- 0	0- 0	NEUTRAL	0- 1	1- 2	1- 0				
5- 8	0- 0	0- 0	NON-CONFERENCE	0- 3	5- 5	4- 0				
0- 4	0- 0	0- 0	HOME	0- 2	0- 2	0- 0				
4- 1	0- 0	0- 0	AWAY	0- 0	4- 1	3- 0				
1- 3	0- 0	0- 0	NEUTRAL	0- 1	1- 2	1- 0				
4- 7	0- 0	0- 2	CONFERENCE	0- 3	4- 2	4- 0				
1- 5	0- 0	0- 2	HOME	0- 2	1- 1	1- 0				
3- 2	0- 0	0- 0	AWAY	0- 1	3- 1	3- 0				
0- 0	0- 0	0- 0	NEUTRAL	0- 0	0- 0	0- 0				

RPI 1-25				RPI 26-50				RPI 51-100				RPI 101+ Team's RPI : 207			
RPI	S	Opponent	Score	RPI	S	Opponent	Score	RPI	S	Opponent	Score	RPI	S	Opponent	Score
44	H	Dayton	59 66	62	H	Qui nni pi ac	65 81	103	H	Wake Forest	81 85				
49	H	Duquesne	70 78	73	H	Fordham	38 43	130	N	Bethune-Cookman	50 63				
				84	H	Navy	56 76	137	H	William & Mary	64 78				
				88	H	Sai nt Loui s	61 79	152	H	Davi dson	65 68				
				93	N	Wri ght St.	69 85	156	A	Stetson	67 72				
				96	A	George Mason	56 77	173	N	Flori da	80 87				
								183	A	Sai nt Joseph' s	72 81				
								189	A	Col umbi a	85 79				
								219	A	East Carol i na	65 64				
								233	H	La Salle	77 51				
								253	A	Fai rfi eld	72 67				
								290	A	Massachusetts	51 39				
								299	A	VCU	77 68				
								311	A	Ol d Domi ni on	54 45				
								332	A	Rhode Isl and	74 53				
								340	N	Savannah St.	100 63				
LAST 12 Division I GAMES:															
49	H	Duquesne	70 78	152	H	Davi dson	65 68								
290	A	Massachusetts	51 39	183	A	Sai nt Joseph' s	72 81								
299	A	VCU	77 68	233	H	La Salle	77 51								
44	H	Dayton	59 66	88	H	Sai nt Loui s	61 79								
73	H	Fordham	38 43	332	A	Rhode Isl and	74 53								
96	A	George Mason	56 77	130	N	Bethune-Cookman	50 63								

Non-Di v I Games:

Richmond

Average RPI Win:	286	WON-LOST	WINNING	LAST 10	STRENGTH OF	OPP. STRENGTH	TEAM	ADJ.	CONF.	ADJ CONF.
Average RPI Loss:	185	RECORD	PCT. RANK	GAMES	SCHEDULE	OF SCHEDULE	RPI	RPI	RPI	RPI
DIV. I ONLY	9- 14	236	6- 4	301	309	269	269	28	28	
DIV. I NON-CONF.	3- 8	268	0- 0	263	323	282	282	26	26	
-----										
TOTALS	RPI 1-25	RPI 26-50	W-L RECORDS	RPI 51-100	RPI 101-999	RPI 201+				
9- 14	0- 0	0- 0	OVERALL	0- 3	9- 11	9- 6				
4- 6	0- 0	0- 0	HOME	0- 0	4- 6	4- 2				
5- 7	0- 0	0- 0	AWAY	0- 3	5- 4	5- 3				
0- 1	0- 0	0- 0	NEUTRAL	0- 0	0- 1	0- 1				
3- 8	0- 0	0- 0	NON-CONFERENCE	0- 2	3- 6	3- 4				
1- 3	0- 0	0- 0	HOME	0- 0	1- 3	1- 1				
2- 4	0- 0	0- 0	AWAY	0- 2	2- 2	2- 2				
0- 1	0- 0	0- 0	NEUTRAL	0- 0	0- 1	0- 1				
6- 6	0- 0	0- 0	CONFERENCE	0- 1	6- 5	6- 2				
3- 3	0- 0	0- 0	HOME	0- 0	3- 3	3- 1				
3- 3	0- 0	0- 0	AWAY	0- 1	3- 2	3- 1				
0- 0	0- 0	0- 0	NEUTRAL	0- 0	0- 0	0- 0				

R  
i  
d  
e  
rR  
i  
d  
e  
r

RPI 1-25				RPI 26-50				RPI 51-100				RPI 101+ Team's RPI: 269			
RPI	S	Opponent	Score	RPI	S	Opponent	Score	RPI	S	Opponent	Score	RPI	S	Opponent	Score
								62	A	Qui nni pi ac	66 73	136	H	Bucknel l	71 76
								84	A	Navy	44 63	145	H	Binghamton	54 76
								94	A	Seton Hal l	49 85	170	A	Marist	67 68
												170	H	Marist	69 80
												198	H	Si ena	67 71
												219	N	East Carol ina	63 66
												229	H	Ni agara	65 58
												233	A	La Salle	76 55
												237	H	Holy Cross	56 83
												241	A	Lafayette	45 60
												252	H	Manhattan	67 51
												253	A	Fairfi eld	61 45
												253	H	Fairfi eld	57 68
												283	A	Mt. St. Mary's	78 82
												287	H	Vermont	64 49
												294	H	Canis ius	70 54
												296	A	Monmouth	56 63
												338	A	Iona	62 49
												342	A	NJIT	79 64
												344	A	Saint Peter's	57 52
-----															
LAST 12 Di vi si on I GAMES:															
296	A	Monmouth	56 63	62	A	Qui nni pi ac	66 73								
252	H	Manhattan	67 51	253	A	Fai rfi el d	61 45								
253	H	Fai rfi el d	57 68	294	H	Canis ius	70 54								
338	A	Iona	62 49	344	A	Saint Peter's	57 52								
170	A	Marist	67 68	198	H	Si ena	67 71								
229	H	Ni agara	65 58	170	H	Marist	69 80								

Non-Di v I Games:

Ri der

Average RPI Win:	260	WON-LOST	WINNING	LAST 10	STRENGTH OF	OPP. STRENGTH	TEAM	ADJ.	CONF.	ADJ CONF.
Average RPI Loss:	135	RECORD	PCT. RANK	GAMES	SCHEDULE	OF SCHEDULE	RPI	RPI	RPI	RPI
DIV. I ONLY	15- 5	45	9- 1	318	264	148	148	29	29	
DIV. I NON-CONF.	6- 4	122	0- 1	317	157	222	222	29	29	
-----										
TOTALS	RPI 1-25	RPI 26-50	W-L RECORDS	RPI 51-100	RPI 101-999	RPI 201+				
15- 5	0- 0	0- 0	OVERALL	0- 1	15- 4	13- 0				
8- 2	0- 0	0- 0	HOME	0- 0	8- 2	7- 0				
7- 2	0- 0	0- 0	AWAY	0- 1	7- 1	6- 0				
0- 1	0- 0	0- 0	NEUTRAL	0- 0	0- 1	0- 0				
6- 4	0- 0	0- 0	NON-CONFERENCE	0- 1	6- 3	5- 0				
3- 2	0- 0	0- 0	HOME	0- 0	3- 2	3- 0				
3- 1	0- 0	0- 0	AWAY	0- 1	3- 0	2- 0				
0- 1	0- 0	0- 0	NEUTRAL	0- 0	0- 1	0- 0				
9- 1	0- 0	0- 0	CONFERENCE	0- 0	9- 1	8- 0				
5- 0	0- 0	0- 0	HOME	0- 0	5- 0	4- 0				
4- 1	0- 0	0- 0	AWAY	0- 0	4- 1	4- 0				
0- 0	0- 0	0- 0	NEUTRAL	0- 0	0- 0	0- 0				

RPI 1-25				RPI 26-50				RPI 51-100				RPI 101+ Team's RPI: 148					
RPI	S	Opponent	Score	RPI	S	Opponent	Score	RPI	S	Opponent	Score	RPI	S	Opponent	Score		
								60	A	Michigan St.	58	100	129	A	Saint Francis (PA)	47	68
												129	H	Saint Francis (PA)	63	62	
												138	H	Kent St.	31	46	
												161	A	Cal Poly	66	50	
												166	N	San Francisco	45	57	
												181	H	Bowling Green	62	64	
												225	H	Youngstown St.	84	52	
												239	A	Northern Ky.	59	50	
												241	H	Lafayette	63	42	
												266	A	Fairleigh Dickinson	77	68	
												276	H	St. Francis Brooklyn	59	36	
												277	H	LIU Brooklyn	60	53	
												282	H	Bryant	72	49	
												283	A	Mt. St. Mary's	77	68	
												286	A	Sacred Heart	91	57	
												289	H	Central Conn. St.	66	47	
												296	H	Monmouth	56	38	
												319	A	Wagner	58	52	
												328	A	Delaware St.	65	42	
LAST 12 Division I GAMES:																	
129	A	Saint Francis (PA)	47	68	276	H	St. Francis Brooklyn	59	36								
289	H	Central Conn. St.	66	47	277	H	LIU Brooklyn	60	53								
282	H	Bryant	72	49	286	A	Sacred Heart	91	57								
283	A	Mt. St. Mary's	77	68	266	A	Fairleigh Dickinson	77	68								
319	A	Wagner	58	52	138	H	Kent St.	31	46								
129	H	Saint Francis (PA)	63	62	241	H	Lafayette	63	42								

Non-Div I Games: Clarion 67 60

Robert Morris

Average RPI Win:	100	WON-LOST	WINNING	LAST 10	STRENGTH OF	OPP. STRENGTH	TEAM	ADJ.	CONF.	ADJ CONF.
Average RPI Loss:	52	RECORD	PCT. RANK	GAMES	SCHEDULE	OF SCHEDULE	RPI	RPI	RPI	RPI
DIV. I ONLY	18- 7	60	5- 5	10	29	14	14	3	3	
DIV. I NON-CONF.	12- 2	21	1- 0	17	26	9	9	4	4	
-----										
TOTALS	RPI 1-25	RPI 26-50	W-L RECORDS	RPI 51-100	RPI 101-999	RPI 201+				
18- 7	1- 2	5- 1	OVERALL	5- 4	7- 0	1- 0				
13- 1	1- 0	5- 0	HOME	3- 1	4- 0	1- 0				
4- 4	0- 1	0- 1	AWAY	2- 2	2- 0	0- 0				
1- 2	0- 1	0- 0	NEUTRAL	0- 1	1- 0	0- 0				
12- 2	1- 1	3- 0	NON-CONFERENCE	2- 1	6- 0	1- 0				
8- 0	1- 0	3- 0	HOME	1- 0	3- 0	1- 0				
3- 0	0- 0	0- 0	AWAY	1- 0	2- 0	0- 0				
1- 2	0- 1	0- 0	NEUTRAL	0- 1	1- 0	0- 0				
6- 5	0- 1	2- 1	CONFERENCE	3- 3	1- 0	0- 0				
5- 1	0- 0	2- 0	HOME	2- 1	1- 0	0- 0				
1- 4	0- 1	0- 1	AWAY	1- 2	0- 0	0- 0				
0- 0	0- 0	0- 0	NEUTRAL	0- 0	0- 0	0- 0				

RPI	S	Opponent	Score	RPI	S	Opponent	Score	RPI	S	Opponent	Score	RPI	S	Opponent	Score
18	A	Maryland	60 88	28	H	Virginia	52 43	52	H	Minnesota	80 70	103	H	Wake Forest	65 51
19	H	NC State	57 53	34	H	Michigan	63 56	56	H	Nebraska	42 52	109	N	Western Mich.	75 64
21	N	South Carolina	68 78	35	A	Purdue	33 47	60	A	Michigan St.	61 58	175	A	Temple	84 67
				35	H	Purdue	58 50	70	A	Indiana	58 64	176	A	Charlotte	77 54
				43	H	Houston	75 57	81	A	Penn St.	67 70	198	H	Siena	59 47
				45	H	Princeton	70 50	81	H	Penn St.	70 65	200	H	Illinois	76 37
								82	A	James Madison	76 63	266	H	Fairleigh Dickinson	101 35
								83	N	Washington St.	60 63				
								94	H	Seton Hall	70 45				
LAST 12 Division I GAMES:															
34	H	Michigan	63 56	35	A	Purdue	33 47								
18	A	Maryland	60 88	81	H	Penn St.	70 65								
70	A	Indiana	58 64	200	H	Illinois	76 37								
56	H	Nebraska	42 52	60	A	Michigan St.	61 58								
81	A	Penn St.	67 70	35	H	Purdue	58 50								
52	H	Minnesota	80 70	43	H	Houston	75 57								

Non-Div I Games:

Rutgers



Average RPI Win:	257	WON-LOST	WINNING	LAST 10	STRENGTH OF	OPP. STRENGTH	TEAM	ADJ.	CONF.	ADJ CONF.
Average RPI Loss:	160	RECORD	PCT. RANK	GAMES	SCHEDULE	OF SCHEDULE	RPI	RPI	RPI	RPI
DIV. I ONLY	13- 4	41	9- 1	329	277	126	126	25	25	
DIV. I NON-CONF.	4- 3	143	0- 0	257	313	154	154	25	25	
-----										
TOTALS	RPI 1-25	RPI 26-50	W-L RECORDS	RPI 51-100	RPI 101-999	RPI 201+				
13- 4	0- 0	0- 0	OVERALL	1- 1	12- 3	11- 2				
7- 0	0- 0	0- 0	HOME	1- 0	6- 0	5- 0				
4- 4	0- 0	0- 0	AWAY	0- 1	4- 3	4- 2				
2- 0	0- 0	0- 0	NEUTRAL	0- 0	2- 0	2- 0				
4- 3	0- 0	0- 0	NON-CONFERENCE	1- 1	3- 2	3- 2				
2- 0	0- 0	0- 0	HOME	1- 0	1- 0	1- 0				
0- 3	0- 0	0- 0	AWAY	0- 1	0- 2	0- 2				
2- 0	0- 0	0- 0	NEUTRAL	0- 0	2- 0	2- 0				
9- 1	0- 0	0- 0	CONFERENCE	0- 0	9- 1	8- 0				
5- 0	0- 0	0- 0	HOME	0- 0	5- 0	4- 0				
4- 1	0- 0	0- 0	AWAY	0- 0	4- 1	4- 0				
0- 0	0- 0	0- 0	NEUTRAL	0- 0	0- 0	0- 0				

S

F

A

RPI 1-25				RPI 26-50				RPI 51-100				RPI 101+				Team's RPI: 126
RPI	S	Opponent	Score	RPI	S	Opponent	Score	RPI	S	Opponent	Score	RPI	S	Opponent	Score	
								71	H	South Dakota	77 55	104	A	Lamar University	65	79
								89	A	Kansas St.	49 74	120	H	Central Ark.	59	46
												202	H	Abilene Christian	66	55
												222	A	Montana St.	54	59
												223	A	New Orleans	74	67
												226	A	Montana	52	60
												258	A	Nicholls St.	86	73
												279	N	Alcorn	83	79
												284	H	Southeastern La.	79	67
												301	H	Coppin St.	72	59
												302	H	Incarnate Word	60	49
												317	N	Alabama St.	77	50
												323	A	Houston Baptist	76	54
												325	A	Northwestern St.	70	62
												330	H	Sam Houston St.	75	53
LAST 12 Division I GAMES:																
104	A	Lamar University	65	79	223	A	New Orleans	74	67							
323	A	Houston Baptist	76	54	325	A	Northwestern St.	70	62							
330	H	Sam Houston St.	75	53	258	A	Nicholls St.	86	73							
120	H	Central Ark.	59	46	284	H	Southeastern La.	79	67							
202	H	Abilene Christian	66	55	222	A	Montana St.	54	59							
302	H	Incarnate Word	60	49	226	A	Montana	52	60							

S

F

A

Non-Div I Games: Howard Payne 105 35 Central Baptist 97 34 Tex. A&M-Commerce 83 61 Cent. Christian (KS) 105 32 SFA

SIUE				Through Games Of Feb. 6, 2018																
Average RPI Win:		247	WON-LOST		WINNING		LAST 10		STRENGTH OF		OPP. STRENGTH		TEAM		ADJ.		CONF.		ADJ CONF.	
Average RPI Loss:		105	RECORD		PCT. RANK		GAMES		SCHEDULE		OF SCHEDULE		RPI		RPI		RPI		RPI	
DIV. I ONLY			13- 10		135		8- 2		142		218		133		133		26		26	
DIV. I NON-CONF.			3- 8		268		0- 0		89		54		220		220		27		27	
TOTALS		RPI 1-25		RPI 26-50		W-L RECORDS		RPI 51-100		RPI 101-999		RPI 201+								
13- 10		0- 1		0- 2		OVERALL		1- 3		12- 4		10- 2								
7- 4		0- 0		0- 1		HOME		1- 1		6- 2		5- 0								
6- 5		0- 1		0- 1		AWAY		0- 2		6- 1		5- 1								
0- 1		0- 0		0- 0		NEUTRAL		0- 0		0- 1		0- 1								
3- 8		0- 1		0- 2		NON-CONFERENCE		1- 1		2- 4		1- 2								
2- 3		0- 0		0- 1		HOME		1- 0		1- 2		1- 0								
1- 4		0- 1		0- 1		AWAY		0- 1		1- 1		0- 1								
0- 1		0- 0		0- 0		NEUTRAL		0- 0		0- 1		0- 1								
10- 2		0- 0		0- 0		CONFERENCE		0- 2		10- 0		9- 0								
5- 1		0- 0		0- 0		HOME		0- 1		5- 0		4- 0								
5- 1		0- 0		0- 0		AWAY		0- 1		5- 0		5- 0								
0- 0		0- 0		0- 0		NEUTRAL		0- 0		0- 0		0- 0								

RPI 1-25				RPI 26-50				RPI 51-100				RPI 101+ Team's RPI: 133			
RPI	S	Opponent	Score	RPI	S	Opponent	Score	RPI	S	Opponent	Score	RPI	S	Opponent	Score
17	A	Missouri	48 78	29	H	Central Mich.	56 94	56	A	Nebraska	53 62	135	H	Northern Ill.	75 86
				39	A	FGCU	49 66	68	A	Belmont	64 86	141	A	Southern Ill.	57 53
								68	H	Belmont	55 72	156	H	Stetson	61 65
								88	H	Saint Louis	79 72	174	H	Jacksonville St.	65 41
												211	H	UT Martin	73 70
												215	A	Morehead St.	66 51
												218	N	Akron	58 59
												220	H	Southeast Mo. St.	65 57
												227	A	Austin Peay	61 38
												265	A	Illinois St.	47 62
												307	A	Murray St.	75 70
												312	A	Eastern Ky.	62 60
												313	H	Air Force	76 40
												329	H	Tennessee Tech	65 58
												336	A	Tennessee St.	88 76
												336	H	Tennessee St.	74 63
LAST 12 Division I GAMES:															
				174	H	Jacksonville St.	65 41	336	H	Tennessee St.	74 63				
				329	H	Tennessee Tech	65 58	68	H	Belmont	55 72				
				68	A	Belmont	64 86	215	A	Morehead St.	66 51				
				336	A	Tennessee St.	88 76	312	A	Eastern Ky.	62 60				
				211	H	UT Martin	73 70	307	A	Murray St.	75 70				
				220	H	Southeast Mo. St.	65 57	227	A	Austin Peay	61 38				

Non-Div I Games:

SIUE

■ Loss, 
 ■ Non-Conf, 
 ■ S Site, 
 ■ Home 
 ■ A Away 
 N Neutral

SMU

S  
M  
U

SMU

Average RPI Win:	203	WON-LOST	WINNING	LAST 10	STRENGTH OF	OPP. STRENGTH	TEAM	ADJ.	CONF.	ADJ CONF.
Average RPI Loss:	147	RECORD	PCT. RANK	GAMES	SCHEDULE	OF SCHEDULE	RPI	RPI	RPI	RPI
DIV. I ONLY	2- 18	333	1- 9	87	206	285	285	19	19	
DIV. I NON-CONF.	1- 9	318	0- 2	70	82	249	249	15	15	
-----										
TOTALS	RPI 1-25	RPI 26-50	W-L RECORDS	RPI 51-100	RPI 101-999	RPI 201+				
2- 18	0- 0	0- 2	OVERALL	0- 2	2- 14	1- 3				
1- 4	0- 0	0- 0	HOME	0- 0	1- 4	0- 0				
0- 12	0- 0	0- 1	AWAY	0- 2	0- 9	0- 3				
1- 2	0- 0	0- 1	NEUTRAL	0- 0	1- 1	1- 0				
1- 9	0- 0	0- 2	NON-CONFERENCE	0- 2	1- 5	1- 1				
0- 0	0- 0	0- 0	HOME	0- 0	0- 0	0- 0				
0- 7	0- 0	0- 1	AWAY	0- 2	0- 4	0- 1				
1- 2	0- 0	0- 1	NEUTRAL	0- 0	1- 1	1- 0				
1- 9	0- 0	0- 0	CONFERENCE	0- 0	1- 9	0- 2				
1- 4	0- 0	0- 0	HOME	0- 0	1- 4	0- 0				
0- 5	0- 0	0- 0	AWAY	0- 0	0- 5	0- 2				
0- 0	0- 0	0- 0	NEUTRAL	0- 0	0- 0	0- 0				

RPI 1-25				RPI 26-50				RPI 51-100				RPI 101+				Team's RPI: 285	
RPI	S	Opponent	Score	RPI	S	Opponent	Score	RPI	S	Opponent	Score	RPI	S	Opponent	Score		
				33	A	Ari zona St.	58 106	53	A	West Virginia	47 101	108	A	Kentucky	70 101		
				50	N	Mi ami (FL)	56 82	69	A	UC Davi s	72 79	135	N	Northern Ill.	75 84		

Average RPI Win:	261	WON-LOST	WINNING	LAST 10	STRENGTH OF	OPP. STRENGTH	TEAM	ADJ.	CONF.	ADJ CONF.
Average RPI Loss:	204	RECORD	PCT. RANK	GAMES	SCHEDULE	OF SCHEDULE	RPI	RPI	RPI	RPI
DIV. I ONLY	7- 15	268	3- 7	299	301	286	286	29	29	
DIV. I NON-CONF.	4- 7	226	0- 1	190	281	240	240	29	29	
-----										
TOTALS	RPI 1-25	RPI 26-50	W-L RECORDS	RPI 51-100	RPI 101-999	RPI 201+				
7- 15	0- 1	0- 0	OVERALL	0- 1	7- 13	5- 8				
3- 6	0- 0	0- 0	HOME	0- 0	3- 6	1- 3				
4- 9	0- 1	0- 0	AWAY	0- 1	4- 7	4- 5				
0- 0	0- 0	0- 0	NEUTRAL	0- 0	0- 0	0- 0				
4- 7	0- 1	0- 0	NON-CONFERENCE	0- 1	4- 5	2- 2				
3- 2	0- 0	0- 0	HOME	0- 0	3- 2	1- 1				
1- 5	0- 1	0- 0	AWAY	0- 1	1- 3	1- 1				
0- 0	0- 0	0- 0	NEUTRAL	0- 0	0- 0	0- 0				
3- 8	0- 0	0- 0	CONFERENCE	0- 0	3- 8	3- 6				
0- 4	0- 0	0- 0	HOME	0- 0	0- 4	0- 2				
3- 4	0- 0	0- 0	AWAY	0- 0	3- 4	3- 4				
0- 0	0- 0	0- 0	NEUTRAL	0- 0	0- 0	0- 0				

RPI 1-25				RPI 26-50				RPI 51-100				RPI 101+ Team's RPI: 286			
RPI	S	Opponent	Score	RPI	S	Opponent	Score	RPI	S	Opponent	Score	RPI	S	Opponent	Score
6	A	Florida St.	52 101					72	A	Harvard	62 70	114	A	Brown	77 102
												129	H	Saint Francis (PA)	48 89
												148	H	Robert Morris	57 91
												164	H	Lehigh	65 55
												185	H	New Hampshire	47 74
												187	H	Providence	78 75
												198	A	Siena	57 62
												231	H	Hofstra	81 86
												252	H	Manhattan	65 61
												266	A	Fairleigh Dickinson	59 69
												276	A	St. Francis Brooklyn	48 63
												277	A	LIU Brooklyn	50 46
												282	A	Bryant	56 60
												282	H	Bryant	73 81
												283	A	Mt. St. Mary's	82 52
												289	A	Central Conn. St.	59 69
												289	H	Central Conn. St.	71 73
												296	A	Monmouth	64 69
												319	A	Wagner	72 55
												343	A	Florida A&M	73 68
LAST 12 Division I GAMES:															
282	A	Bryant	56 60	289	A	Central Conn. St.	59 69								
289	H	Central Conn. St.	71 73	319	A	Wagner	72 55								
276	A	St. Francis Brooklyn	48 63	283	A	Mt. St. Mary's	82 52								
277	A	LIU Brooklyn	50 46	148	H	Robert Morris	57 91								
266	A	Fairleigh Dickinson	59 69	129	H	Saint Francis (PA)	48 89								
282	H	Bryant	73 81	185	H	New Hampshire	47 74								

Non-Div I Games:

Sacred Heart

Average RPI Win:	263	WON-LOST	WINNING	LAST 10	STRENGTH OF	OPP. STRENGTH	TEAM	ADJ.	CONF.	ADJ CONF.
Average RPI Loss:	130	RECORD	PCT. RANK	GAMES	SCHEDULE	OF SCHEDULE	RPI	RPI	RPI	RPI
DIV. I ONLY	13- 8	109	9- 1	212	292	129	129	29	29	
DIV. I NON-CONF.	4- 7	226	1- 1	178	176	193	193	29	29	
-----										
TOTALS	RPI 1-25	RPI 26-50	W-L RECORDS	RPI 51-100	RPI 101-999	RPI 201+				
13- 8	0- 0	0- 2	OVERALL	0- 1	13- 5	11- 1				
7- 1	0- 0	0- 0	HOME	0- 0	7- 1	6- 0				
5- 6	0- 0	0- 2	AWAY	0- 1	5- 2	4- 0				
1- 1	0- 0	0- 0	NEUTRAL	0- 0	1- 1	1- 1				
4- 7	0- 0	0- 2	NON-CONFERENCE	0- 1	4- 4	3- 1				
1- 1	0- 0	0- 0	HOME	0- 0	1- 1	1- 0				
2- 5	0- 0	0- 2	AWAY	0- 1	2- 2	1- 0				
1- 1	0- 0	0- 0	NEUTRAL	0- 0	1- 1	1- 1				
9- 1	0- 0	0- 0	CONFERENCE	0- 0	9- 1	8- 0				
6- 0	0- 0	0- 0	HOME	0- 0	6- 0	5- 0				
3- 1	0- 0	0- 0	AWAY	0- 0	3- 1	3- 0				
0- 0	0- 0	0- 0	NEUTRAL	0- 0	0- 0	0- 0				

RPI 1-25				RPI 26-50				RPI 51-100				RPI 101+				Team's RPI: 129
RPI	S	Opponent	Score	RPI	S	Opponent	Score	RPI	S	Opponent	Score	RPI	S	Opponent	Score	
				42	A	Gonzaga	74 97	61	A	Toledo	66 74	137	H	William & Mary	86 92	
				49	A	Duquesne	68 87					142	A	Cincinnati	77 73	
												148	A	Robert Morris	62 63	
												148	H	Robert Morris	68 47	
												189	A	Columbia	81 94	
												193	A	Boise St.	59 87	
												220	N	Southeast Mo. St.	50 82	
												225	H	Youngstown St.	79 65	
												266	A	Fairleigh Dickinson	80 56	
												276	H	St. Francis Brooklyn	90 75	
												277	H	LIU Brooklyn	101 71	
												282	H	Bryant	87 69	
												283	H	Mt. St. Mary's	92 88	
												286	A	Sacred Heart	89 48	
												289	H	Central Conn. St.	87 59	
												311	N	Old Dominion	79 68	
												314	A	Portland	106 101	
												319	A	Wagner	79 76	
-----																
LAST 12 Division I GAMES:																
				148	H	Robert Morris	68 47	277	H	LIU Brooklyn	101 71					
				282	H	Bryant	87 69	276	H	St. Francis Brooklyn	90 75					
				289	H	Central Conn. St.	87 59	266	A	Fairleigh Dickinson	80 56					
				319	A	Wagner	79 76	286	A	Sacred Heart	89 48					
				283	H	Mt. St. Mary's	92 88	193	A	Boise St.	59 87					
				148	A	Robert Morris	62 63	314	A	Portland	106 101					

Non-Div I Games: Seton Hill 103 71

Saint Francis (PA)

Average RPI Win:	241	WON-LOST	WINNING	LAST 10	STRENGTH OF	OPP. STRENGTH	TEAM	ADJ.	CONF.	ADJ CONF.
Average RPI Loss:	117	RECORD	PCT. RANK	GAMES	SCHEDULE	OF SCHEDULE	RPI	RPI	RPI	RPI
DIV. I ONLY	10- 12	205	5- 5	165	180	183	183	12	12	
DIV. I NON-CONF.	5- 7	212	0- 2	150	202	174	174	10	10	
-----										
TOTALS	RPI 1-25	RPI 26-50	W-L RECORDS	RPI 51-100	RPI 101-999	RPI 201+				
10- 12	0- 0	0- 4	OVERALL	1- 4	9- 4	8- 2				
4- 5	0- 0	0- 2	HOME	0- 3	4- 0	4- 0				
6- 6	0- 0	0- 1	AWAY	1- 1	5- 4	4- 2				
0- 1	0- 0	0- 1	NEUTRAL	0- 0	0- 0	0- 0				
5- 7	0- 0	0- 2	NON-CONFERENCE	1- 2	4- 3	3- 1				
2- 2	0- 0	0- 0	HOME	0- 2	2- 0	2- 0				
3- 4	0- 0	0- 1	AWAY	1- 0	2- 3	1- 1				
0- 1	0- 0	0- 1	NEUTRAL	0- 0	0- 0	0- 0				
5- 5	0- 0	0- 2	CONFERENCE	0- 2	5- 1	5- 1				
2- 3	0- 0	0- 2	HOME	0- 1	2- 0	2- 0				
3- 2	0- 0	0- 0	AWAY	0- 1	3- 1	3- 1				
0- 0	0- 0	0- 0	NEUTRAL	0- 0	0- 0	0- 0				

RPI 1-25				RPI 26-50				RPI 51-100				RPI 101+				Team's RPI: 183	
RPI	S	Opponent	Score	RPI	S	Opponent	Score	RPI	S	Opponent	Score	RPI	S	Opponent	Score		
26	A	Villanova	44 79	26	A	Villanova	44 79	57	H	Drexel	58 65	136	A	Bucknell	77 53		
44	H	Dayton	59 65	44	H	Dayton	59 65	82	A	James Madison	73 66	173	A	Florida	51 71		
45	N	Princeton	54 63	45	N	Princeton	54 63	88	A	Saint Louis	73 96	175	A	Temple	66 69		
49	H	Duquesne	42 61	49	H	Duquesne	42 61	90	H	Penn	50 57	207	H	Richmond	81 72		
								96	H	George Mason	57 65	229	A	Niagara	93 69		
												233	A	La Salle	75 64		
												238	A	St. Bonaventure	70 64		
												263	A	Towson	66 90		
												290	A	Massachusetts	84 79		
												299	A	VCU	54 56		
												299	H	VCU	79 41		
												344	H	Saint Peter's	87 58		
												347	H	Eastern Ill.	80 62		
LAST 12 Division I GAMES:																	
96	H	George Mason	57 65	207	H	Richmond	81 72										
299	A	VCU	54 56	44	H	Dayton	59 65										
233	A	La Salle	75 64	238	A	St. Bonaventure	70 64										
49	H	Duquesne	42 61	299	H	VCU	79 41										
88	A	Saint Louis	73 96	173	A	Florida	51 71										
290	A	Massachusetts	84 79	45	N	Princeton	54 63										

Non-Div I Games:

Saint Joseph's

Average RPI Win:	178	WON-LOST	WINNING	LAST 10	STRENGTH OF	OPP. STRENGTH	TEAM	ADJ.	CONF.	ADJ CONF.
Average RPI Loss:	78	RECORD	PCT. RANK	GAMES	SCHEDULE	OF SCHEDULE	RPI	RPI	RPI	RPI
DIV. I ONLY	13- 10	135	7- 3	72	93	88	88	12	12	
DIV. I NON-CONF.	6- 7	184	2- 0	104	32	136	136	10	10	
-----										
TOTALS	RPI 1-25	RPI 26-50	W-L RECORDS	RPI 51-100	RPI 101-999	RPI 201+				
13- 10	0- 3	0- 1	OVERALL	1- 3	12- 3	5- 0				
8- 2	0- 0	0- 0	HOME	1- 0	7- 2	3- 0				
3- 7	0- 1	0- 1	AWAY	0- 1	3- 1	2- 0				
2- 1	0- 1	0- 0	NEUTRAL	0- 0	2- 0	0- 0				
6- 7	0- 3	0- 0	NON-CONFERENCE	0- 1	6- 3	2- 0				
3- 2	0- 0	0- 0	HOME	0- 0	3- 2	1- 0				
1- 4	0- 2	0- 0	AWAY	0- 1	1- 1	1- 0				
2- 1	0- 1	0- 0	NEUTRAL	0- 0	2- 0	0- 0				
7- 3	0- 0	0- 1	CONFERENCE	1- 2	6- 0	3- 0				
5- 0	0- 0	0- 0	HOME	1- 0	4- 0	2- 0				
2- 3	0- 0	0- 1	AWAY	0- 2	2- 0	1- 0				
0- 0	0- 0	0- 0	NEUTRAL	0- 0	0- 0	0- 0				

RPI 1-25				RPI 26-50				RPI 51-100				Team's RPI : 88				RPI 101+										
RPI	S	Opponent	Score	RPI	S	Opponent	Score	RPI	S	Opponent	Score	RPI	S	Opponent	Score	RPI	S	Opponent	Score							
17	A	Missouri	58 70	44	A	Dayton	76 101	73	A	Fordham	63 66	111	A	George Washington	72 69											
24	A	DePaul	78 86					73	H	Fordham	91 85	121	N	Ole Miss	79 64											
25	N	LSU	59 71					83	A	Washington St.	63 85	123	H	Vanderbilt	69 74											
								96	A	George Mason	72 81	124	N	Cleveland St.	80 64											
												126	H	Little Rock	48 45											
												133	A	SIUE	72 79											
												152	H	Davidson	88 72											
												160	H	Loyola Marymount	60 62											
												169	H	Tulsa	77 66											
												183	H	Saint Joseph's	96 73											
												207	A	Richmond	79 61											
												238	H	St. Bonaventure	78 55											
												256	A	Indiana St.	60 59											
												260	H	Lipscomb	101 57											
												290	H	Massachusetts	64 63											
-----																										
										LAST 12 Division I GAMES:																
152	H	Davidson	88 72	44	A	Dayton	76 101	73	A	Fordham	63 66	207	A	Richmond	79 61											
73	H	Fordham	91 85					238	H	St. Bonaventure	78 55	169	H	Tulsa	77 66											
111	A	George Washington	72 69					260	H	Lipscomb	101 57															
96	A	George Mason	72 81																							
183	H	Saint Joseph's	96 73																							
290	H	Massachusetts	64 63																							

Non-Div I Games:

Saint Louis



Average RPI Win:	176	WON-LOST	WINNING	LAST 10	STRENGTH OF	OPP. STRENGTH	TEAM	ADJ.	CONF.	ADJ CONF.
Average RPI Loss:	108	RECORD	PCT. RANK	GAMES	SCHEDULE	OF SCHEDULE	RPI	RPI	RPI	RPI
DIV. I ONLY	15- 8	83	7- 3	94	108	79	79	13	13	
DIV. I NON-CONF.	7- 4	102	0- 0	65	42	56	56	11	11	
-----										
TOTALS	RPI 1-25	RPI 26-50	W-L RECORDS	RPI 51-100	RPI 101-999	RPI 201+				
15- 8	0- 0	0- 3	OVERALL	2- 2	13- 3	5- 1				
9- 2	0- 0	0- 1	HOME	2- 1	7- 0	3- 0				
4- 6	0- 0	0- 2	AWAY	0- 1	4- 3	1- 1				
2- 0	0- 0	0- 0	NEUTRAL	0- 0	2- 0	1- 0				
7- 4	0- 0	0- 2	NON-CONFERENCE	2- 2	5- 0	1- 0				
4- 1	0- 0	0- 0	HOME	2- 1	2- 0	0- 0				
1- 3	0- 0	0- 2	AWAY	0- 1	1- 0	0- 0				
2- 0	0- 0	0- 0	NEUTRAL	0- 0	2- 0	1- 0				
8- 4	0- 0	0- 1	CONFERENCE	0- 0	8- 3	4- 1				
5- 1	0- 0	0- 1	HOME	0- 0	5- 0	3- 0				
3- 3	0- 0	0- 0	AWAY	0- 0	3- 3	1- 1				
0- 0	0- 0	0- 0	NEUTRAL	0- 0	0- 0	0- 0				

RPI 1-25				RPI 26-50				RPI 51-100				Team's RPI : 79				RPI 101+			
RPI	S	Opponent	Score	RPI	S	Opponent	Score	RPI	S	Opponent	Score	RPI	S	Opponent	Score	RPI	S	Opponent	Score
				35	A	Purdue	60 70	69	H	UC Davi s	50 74	119	A	BYU	54 63				
				36	A	Cal i forni a	80 87	70	H	Indi ana	88 82	119	H	BYU	57 49				
				42	H	Gonzaga	65 73	83	H	Washi ngton St.	81 75	151	A	Paci fi c	70 69				
								85	A	Utah	63 74	151	H	Paci fi c	96 88				
												160	A	Loyol a Marymount	57 69				
												161	H	Cal Poly	82 64				
												166	A	San Franci sco	73 59				
												193	A	Boise St.	74 72				
												195	N	Eastern Wash.	76 56				
												201	H	UC Santa Barbara	89 59				
												211	N	UT Martin	69 58				
												213	A	San Di ego	75 53				
												213	H	San Di ego	66 57				
												236	H	Pepperdi ne	75 62				
												274	H	Santa Clara	59 46				
												314	A	Portl and	65 68				
LAST 12 Di vi si on I GAMES:																			
				213	H	San Di ego	66 57	236	H	Pepperdi ne	75 62								
				166	A	San Franci sco	73 59	274	H	Santa Clara	59 46								
				314	A	Portl and	65 68	213	A	San Di ego	75 53								
				119	A	BYU	54 63	151	A	Paci fi c	70 69								
				151	H	Paci fi c	96 88	119	H	BYU	57 49								
				42	H	Gonzaga	65 73	160	A	Loyol a Marymount	57 69								

Non-Di v I Games:

Saint Mary's (CA)

Average RPI Win:	252	WON-LOST	WINNING	LAST 10	STRENGTH OF	OPP. STRENGTH	TEAM	ADJ.	CONF.	ADJ CONF.
Average RPI Loss:	237	RECORD	PCT. RANK	GAMES	SCHEDULE	OF SCHEDULE	RPI	RPI	RPI	RPI
DIV. I ONLY	4- 20	317	1- 9	336	337	344	344	28	28	
DIV. I NON-CONF.	3- 8	268	0- 0	312	344	324	324	26	26	
-----										
TOTALS	RPI 1-25	RPI 26-50	W-L RECORDS	RPI 51-100	RPI 101-999	RPI 201+				
4- 20	0- 0	0- 0	OVERALL	0- 2	4- 18	3- 14				
2- 8	0- 0	0- 0	HOME	0- 0	2- 8	2- 5				
1- 12	0- 0	0- 0	AWAY	0- 2	1- 9	1- 8				
1- 0	0- 0	0- 0	NEUTRAL	0- 0	1- 0	0- 0				
3- 8	0- 0	0- 0	NON-CONFERENCE	0- 1	3- 7	2- 5				
1- 3	0- 0	0- 0	HOME	0- 0	1- 3	1- 2				
1- 5	0- 0	0- 0	AWAY	0- 1	1- 4	1- 3				
1- 0	0- 0	0- 0	NEUTRAL	0- 0	1- 0	0- 0				
1- 12	0- 0	0- 0	CONFERENCE	0- 1	1- 11	1- 9				
1- 5	0- 0	0- 0	HOME	0- 0	1- 5	1- 3				
0- 7	0- 0	0- 0	AWAY	0- 1	0- 6	0- 6				
0- 0	0- 0	0- 0	NEUTRAL	0- 0	0- 0	0- 0				

RPI 1-25				RPI 26-50				RPI 51-100				RPI 101+ Team's RPI: 344					
RPI	S	Opponent	Score	RPI	S	Opponent	Score	RPI	S	Opponent	Score	RPI	S	Opponent	Score		
								62	A	Qui nni pi ac	39	86	118	H	Yal e	49	70
								94	A	Seton Hal l	49	91	128	N	Del aware	90	87
													170	H	Mari st	53	86
													183	A	Sai nt Joseph' s	58	87
													198	H	Si ena	59	62
													229	A	Ni agara	54	64
													229	H	Ni agara	52	87
													241	H	Lafayette	64	61
													252	A	Manhattan	64	76
													253	A	Fai rfi el d	41	62
													266	A	Fai rl ei gh Di cki nson	59	69
													269	H	Ri der	52	57
													276	H	St. Franci s Brookl yn	49	64
													277	A	LIU Brookl yn	46	57
													290	A	Massachusetts	65	81
													294	A	Canis i us	49	52
													294	H	Canis i us	53	66
													296	A	Monmouth	44	51
													296	H	Monmouth	67	47
													338	A	I ona	42	52
													342	A	NJIT	59	52
													346	H	UMass Lowel l	60	66
-----																	
LAST 12 Divi sion I GAMES:																	
294	A	Canis i us	49	52	294	H	Canis i us	53	66								
229	A	Ni agara	54	64	253	A	Fai rfi el d	41	62								
198	H	Si ena	59	62	62	A	Qui nni pi ac	39	86								
338	A	I ona	42	52	296	A	Monmouth	44	51								
296	H	Monmouth	67	47	170	H	Mari st	53	86								
229	H	Ni agara	52	87	269	H	Ri der	52	57								

Non-Div I Games:

Saint Peter's

Average RPI Win: 297 WON-LOST RECORD WINNING PCT. RANK LAST 10 GAMES STRENGTH OF SCHEDULE OPP. STRENGTH OF SCHEDULE TEAM RPI ADJ. RPI CONF. RPI ADJ CONF. RPI

DIV. I ONLY	2- 16	330	1- 9	190	341	330	330	25	25
DIV. I NON-CONF.	1- 6	306	0- 1	20	345	253	253	25	25
TOTALS	RPI 1-25	RPI 26-50	W-L RECORDS	RPI 51-100	RPI 101-999	RPI 201+			
2- 16	0- 1	0- 0	OVERALL	0- 1	2- 14	2- 8			
1- 8	0- 0	0- 0	HOME	0- 0	1- 8	1- 6			
1- 8	0- 0	0- 0	AWAY	0- 0	1- 0	1- 0			
0- 0	0- 0	0- 0	NEUTRAL	0- 0	0- 0	0- 0			
1- 6	0- 1	0- 0	NON-CONFERENCE	0- 1	1- 4	1- 1			
1- 3	0- 0	0- 0	HOME	0- 0	1- 3	1- 1			
0- 3	0- 1	0- 0	AWAY	0- 1	0- 1	0- 0			
0- 0	0- 0	0- 0	NEUTRAL	0- 0	0- 0	0- 0			
1- 10	0- 0	0- 0	CONFERENCE	0- 0	1- 10	1- 7			
0- 5	0- 0	0- 0	HOME	0- 0	0- 5	0- 5			
1- 5	0- 0	0- 0	AWAY	0- 0	1- 5	1- 2			
0- 0	0- 0	0- 0	NEUTRAL	0- 0	0- 0	0- 0			

RPI	S	Opponent	Score	RPI	S	Opponent	Score	RPI	S	Opponent	Score	RPI	S	Opponent	Score	Team's RPI: 330
25	A	LSU	58 71					87	A	Arkansas	54 65	104	A	Lamar University	44 91	
												107	H	Rice	50 79	
												120	A	Central Ark.	44 69	
												126	A	SFA	53 75	
												143	H	Texas St.	41 73	
												165	A	Southern Miss.	38 58	
												202	A	Abilene Christian	65 83	
												202	H	Abilene Christian	72 75	
												245	H	Texas Southern	58 77	
												257	H	A&M-Corpus Christi	57 67	
												272	H	McNeese	63 66	
												284	A	Southeastern La.	57 52	
												302	H	Incarinate Word	49 56	
												309	H	Jackson St.	74 68	
												323	H	Houston Baptist	61 69	
												325	A	Northwestern St.	60 63	
LAST 12 Division I GAMES:																
202	H	Abilene Christian	72 75	323	H	Houston Baptist	61 69									
272	H	McNeese	63 66	257	H	A&M-Corpus Christi	57 67									
126	A	SFA	53 75	302	H	Incarinate Word	49 56									
284	A	Southeastern La.	57 52	120	A	Central Ark.	44 69									
104	A	Lamar University	44 91	202	A	Abilene Christian	65 83									
325	A	Northwestern St.	60 63	25	A	LSU	58 71									

Non-Div I Games: Wiley 80 41 St. Thomas Houston 68 66

Sam Houston St.

Average RPI Win:	222	WON-LOST	WINNING	LAST 10	STRENGTH OF	OPP. STRENGTH	TEAM	ADJ.	CONF.	ADJ CONF.
Average RPI Loss:	106	RECORD	PCT. RANK	GAMES	SCHEDULE	OF SCHEDULE	RPI	RPI	RPI	RPI
DIV. I ONLY	11- 12	186	5- 5	106	160	167	167	17	17	
DIV. I NON-CONF.	7- 7	170	2- 1	51	141	116	116	16	16	
-----										
TOTALS	RPI 1-25	RPI 26-50	W-L RECORDS	RPI 51-100	RPI 101-999	RPI 201+				
11- 12	0- 2	1- 0	OVERALL	0- 5	10- 5	5- 1				
10- 2	0- 0	1- 0	HOME	0- 1	9- 1	5- 0				
0- 9	0- 0	0- 0	AWAY	0- 0	0- 0	0- 0				
1- 1	0- 0	0- 0	NEUTRAL	0- 0	1- 1	0- 0				
7- 7	0- 2	1- 0	NON-CONFERENCE	0- 3	6- 2	2- 0				
6- 1	0- 0	1- 0	HOME	0- 0	5- 1	2- 0				
0- 5	0- 2	0- 0	AWAY	0- 3	0- 0	0- 0				
1- 1	0- 0	0- 0	NEUTRAL	0- 0	1- 1	0- 0				
4- 5	0- 0	0- 0	CONFERENCE	0- 2	4- 3	3- 1				
4- 1	0- 0	0- 0	HOME	0- 1	4- 0	3- 0				
0- 4	0- 0	0- 0	AWAY	0- 1	0- 3	0- 1				
0- 0	0- 0	0- 0	NEUTRAL	0- 0	0- 0	0- 0				

RPI 1-25				RPI 26-50				RPI 51-100				RPI 101+ Team's RPI: 167			
RPI	S	Opponent	Score	RPI	S	Opponent	Score	RPI	S	Opponent	Score	RPI	S	Opponent	Score
6	A	Florida St.	62 87	47	H	UCF	58 51	58	H	Mercer	59 73	122	N	UTEP	33 46
23	A	Iowa	59 80					68	A	Bel mont	46 83	132	H	Col orado	60 71
								74	A	UAB	53 77	144	A	ETSU	48 76
								87	A	Arkansas	63 84	165	H	Southern Mi ss.	61 56
								92	A	Chattanooga	58 68	178	H	Hampton	66 61
												188	A	Furman	41 45
												188	H	Furman	62 58
												194	H	Troy	80 73
												194	N	Troy	82 76
												232	H	UNCG	56 48
												273	A	Wofford	46 58
												273	H	Wofford	81 77
												317	H	Alabama St.	58 39
												326	H	Western Caro.	62 54
												332	H	Rhode Island	67 37
LAST 12 Division I GAMES:															
188	H	Furman	62 58	58	H	Mercer	59 73								
273	H	Wofford	81 77	273	A	Wofford	46 58								
144	A	ETSU	48 76	188	A	Furman	41 45								
92	A	Chattanooga	58 68	178	H	Hampton	66 61								
232	H	UNCG	56 48	194	N	Troy	82 76								
326	H	Western Caro.	62 54	122	N	UTEP	33 46								

Non-Div I Games: AUM 59 46

Samford

Average RPI Win: 224

Average RPI Loss: 161

WON-LOST  
RECORDWINNING  
PCT. RANKLAST 10  
GAMESSTRENGTH OF  
SCHEDULEOPP. STRENGTH  
OF SCHEDULETEAM  
RPIADJ.  
RPICONF.  
RPIADJ CONF.  
RPI

DIV. I ONLY	11- 11	170	4- 6	275	149	213	213	13	13
DIV. I NON-CONF.	6- 4	122	0- 0	322	184	188	188	11	11
-----									
TOTALS	RPI 1-25	RPI 26-50	W-L RECORDS	RPI 51-100	RPI 101-999	RPI 201+			
11- 11	0- 0	0- 2	OVERALL	1- 2	10- 7	5- 5			
6- 4	0- 0	0- 1	HOME	1- 1	5- 2	4- 0			
4- 7	0- 0	0- 1	AWAY	0- 1	4- 5	1- 5			
1- 0	0- 0	0- 0	NEUTRAL	0- 0	1- 0	0- 0			
6- 4	0- 0	0- 1	NON-CONFERENCE	1- 0	5- 3	3- 3			
4- 0	0- 0	0- 0	HOME	1- 0	3- 0	3- 0			
1- 4	0- 0	0- 1	AWAY	0- 0	1- 3	0- 3			
1- 0	0- 0	0- 0	NEUTRAL	0- 0	1- 0	0- 0			
5- 7	0- 0	0- 1	CONFERENCE	0- 2	5- 4	2- 2			
2- 4	0- 0	0- 1	HOME	0- 1	2- 2	1- 0			
3- 3	0- 0	0- 0	AWAY	0- 1	3- 2	1- 2			
0- 0	0- 0	0- 0	NEUTRAL	0- 0	0- 0	0- 0			

RPI 1-25				RPI 26-50				RPI 51-100				RPI 101+				Team's RPI: 213	
RPI	S	Opponent	Score	RPI	S	Opponent	Score	RPI	S	Opponent	Score	RPI	S	Opponent	Score		
				36	A	Cal i forn i a	64 89	52	H	Mi nnesota	72 69	119	H	BYU	70 69		
				42	H	Gonzaga	44 63	79	A	Sai nt Mary' s (CA)	57 66	151	H	Paci fi c	68 81		
								79	H	Sai nt Mary' s (CA)	53 75	160	A	Loyol a Marymount	60 54		
												160	H	Loyol a Marymount	53 67		
												166	A	San Francis co	60 54		
												193	N	Boi se St.	72 52		
												201	A	UC Santa Barbara	71 58		
												206	A	Seattle U	73 80		
												236	A	Pepperdi ne	62 66		
												250	A	San Di ego St.	76 77		
												253	A	Hawai i	63 64		
												274	A	Santa Clara	50 59		
												304	H	Southern Utah	72 59		
												305	H	UTSA	78 69		
												314	A	Portl and	75 60		
												314	H	Portl and	59 52		
												335	H	Long Beach St.	74 40		
LAST 12 Division I GAMES:																	
				79	A	Saint Mary's (CA)	57 66	160	A	Loyol a Marymount	60 54						
				42	H	Gonzaga	44 63	151	H	Paci fi c	68 81						
				160	H	Loyol a Marymount	53 67	79	H	Saint Mary' s (CA)	53 75						
				274	A	Santa Clara	50 59	314	H	Portl and	59 52						
				119	H	BYU	70 69	236	A	Pepperdi ne	62 66						
				314	A	Portl and	75 60	166	A	San Francis co	60 54						

Non-Div I Games: San Diego Christian 82 53

San Diego

Average RPI Win: 205

Average RPI Loss: 171

WON-LOST  
RECORDWINNING  
PCT. RANKLAST 10  
GAMESSTRENGTH OF  
SCHEDULEOPP. STRENGTH  
OF SCHEDULETEAM  
RPIADJ.  
RPICONF.  
RPIADJ CONF.  
RPI

DIV. I ONLY	8- 12	232	3- 7	214	165	250	250	16	16
DIV. I NON-CONF.	5- 5	170	0- 2	256	261	243	243	14	14
<hr/>									
TOTALS	RPI 1-25	RPI 26-50	W-L RECORDS	RPI 51-100	RPI 101-999	RPI 201+			
8- 12	0- 0	0- 1	OVERALL	2- 2	6- 9	5- 3			
6- 5	0- 0	0- 0	HOME	2- 1	4- 4	3- 1			
2- 5	0- 0	0- 0	AWAY	0- 0	2- 5	2- 2			
0- 2	0- 0	0- 1	NEUTRAL	0- 1	0- 0	0- 0			
5- 5	0- 0	0- 1	NON-CONFERENCE	0- 1	5- 3	4- 1			
4- 2	0- 0	0- 0	HOME	0- 0	4- 2	3- 1			
1- 1	0- 0	0- 0	AWAY	0- 0	1- 1	1- 0			
0- 2	0- 0	0- 1	NEUTRAL	0- 1	0- 0	0- 0			
3- 7	0- 0	0- 0	CONFERENCE	2- 1	1- 6	1- 2			
2- 3	0- 0	0- 0	HOME	2- 1	0- 2	0- 0			
1- 4	0- 0	0- 0	AWAY	0- 0	1- 4	1- 2			
0- 0	0- 0	0- 0	NEUTRAL	0- 0	0- 0	0- 0			

RPI 1-25				RPI 26-50				RPI 51-100				RPI 101+ Team's RPI: 250			
RPI	S	Opponent	Score	RPI	S	Opponent	Score	RPI	S	Opponent	Score	RPI	S	Opponent	Score
				29	N	Central Mich.	76 85	77	H	Wyoming	68 62	112	A	Colorado St.	43 72
								80	H	New Mexico	97 89	112	H	Colorado St.	63 65
								98	N	Tulane	46 80	147	A	Fresno St.	53 64
								100	H	UNLV	64 75	177	H	UC Irvine	65 67
												184	H	CSUN	58 55
												193	H	Boise St.	70 86
												201	A	UC Santa Barbara	64 77
												213	H	San Diego	77 76
												249	A	San Jose St.	75 65
												255	H	Presbyteria n	77 50
												274	H	Santa Clara	34 48
												281	A	Arizona	78 67
												291	A	Utah St.	58 62
												298	H	Cal St. Fullerton	59 58
												313	A	Air Force	51 61
<hr/>															
LAST 12 Division I GAMES:															
313	A	Air Force	51 61	249	A	San Jose St.	75 65	112	H	Colorado St.	63 65	291	A	Utah St.	58 62
100	H	UNLV	64 75					77	H	Wyoming	68 62	201	A	UC Santa Barbara	64 77
112	A	Colorado St.	43 72					274	H	Santa Clara	34 48				
80	H	New Mexico	97 89												
147	A	Fresno St.	53 64												
193	H	Boise St.	70 86												

Non-Div I Games: Hope Int'l 92 68

San Diego St.

Average RPI Win:	218	WON-LOST	WINNING	LAST 10	STRENGTH OF	OPP. STRENGTH	TEAM	ADJ.	CONF.	ADJ CONF.
Average RPI Loss:	107	RECORD	PCT. RANK	GAMES	SCHEDULE	OF SCHEDULE	RPI	RPI	RPI	RPI
DIV. I ONLY	11- 12	186	5- 5	125	132	166	166	13	13	
DIV. I NON-CONF.	5- 6	187	0- 0	87	116	139	139	11	11	
-----										
TOTALS	RPI 1-25	RPI 26-50	W-L RECORDS	RPI 51-100	RPI 101-999	RPI 201+				
11- 12	0- 1	0- 3	OVERALL	0- 3	11- 5	6- 2				
7- 5	0- 1	0- 1	HOME	0- 2	7- 1	4- 1				
3- 7	0- 0	0- 2	AWAY	0- 1	3- 4	2- 1				
1- 0	0- 0	0- 0	NEUTRAL	0- 0	1- 0	0- 0				
5- 6	0- 1	0- 1	NON-CONFERENCE	0- 2	5- 2	2- 0				
3- 2	0- 1	0- 0	HOME	0- 1	3- 0	1- 0				
1- 4	0- 0	0- 1	AWAY	0- 1	1- 2	1- 0				
1- 0	0- 0	0- 0	NEUTRAL	0- 0	1- 0	0- 0				
6- 6	0- 0	0- 2	CONFERENCE	0- 1	6- 3	4- 2				
4- 3	0- 0	0- 1	HOME	0- 1	4- 1	3- 1				
2- 3	0- 0	0- 1	AWAY	0- 0	2- 2	1- 1				
0- 0	0- 0	0- 0	NEUTRAL	0- 0	0- 0	0- 0				

RPI	S	Opponent	Score	RPI	S	Opponent	Score	RPI	S	Opponent	Score	RPI	S	Opponent	Score
12	H	Stanford	66 86	31	A	Northern Colo.	60 73	69	A	UC Davis	55 72	119	A	BYU	66 70
				42	A	Gonzaga	47 74	79	H	Saint Mary's (CA)	59 73	147	H	Fresno St.	70 62
				42	H	Gonzaga	57 81	83	H	Washington St.	70 74	148	N	Robert Morris	57 45
												151	A	Paci fic	81 71
												160	H	Loyol a Marymount	78 60
												161	A	Cal Poly	83 88
												161	H	Cal Poly	83 71
												199	A	UT Arlington	54 56
												213	H	San Diego	54 60
												236	A	Pepperdi ne	92 95
												236	H	Pepperdi ne	68 67
												249	A	San Jose St.	87 81
												274	A	Santa Clara	58 54
												274	H	Santa Clara	64 47
												285	H	Sacramento St.	90 76
												314	H	Portl and	84 75
-----															
Team's RPI: 166															
LAST 12 Division I GAMES:															
274	H	Santa Clara	64 47	42	A	Gonzaga	47 74	160	H	Loyol a Marymount	78 60	236	H	Pepperdi ne	68 67
79	H	Saint Mary's (CA)	59 73	160	H	Loyol a Marymount	78 60	119	A	BYU	66 70	314	H	Portl and	84 75
42	H	Gonzaga	57 81	236	H	Pepperdi ne	68 67	213	H	San Diego	54 60				
151	A	Paci fic	81 71												
236	A	Pepperdi ne	92 95												
274	A	Santa Clara	58 54												

Non-Div I Games:

San Francisco

Average RPI Win:	240	WON-LOST	WINNING	LAST 10	STRENGTH OF	OPP. STRENGTH	TEAM	ADJ.	CONF.	ADJ CONF.
Average RPI Loss:	128	RECORD	PCT. RANK	GAMES	SCHEDULE	OF SCHEDULE	RPI	RPI	RPI	RPI
DIV. I ONLY	5- 16	302	2- 8	118	120	249	249	16	16	
DIV. I NON-CONF.	2- 8	290	0- 0	100	133	252	252	14	14	
-----										
TOTALS	RPI 1-25	RPI 26-50	W-L RECORDS	RPI 51-100	RPI 101-999	RPI 201+				
5- 16	0- 1	0- 1	OVERALL	1- 5	4- 9	4- 1				
3- 7	0- 0	0- 0	HOME	1- 2	2- 5	2- 1				
2- 8	0- 1	0- 1	AWAY	0- 3	2- 3	2- 0				
0- 1	0- 0	0- 0	NEUTRAL	0- 0	0- 1	0- 0				
2- 8	0- 1	0- 1	NON-CONFERENCE	0- 1	2- 5	2- 0				
1- 4	0- 0	0- 0	HOME	0- 1	1- 3	1- 0				
1- 3	0- 1	0- 1	AWAY	0- 0	1- 1	1- 0				
0- 1	0- 0	0- 0	NEUTRAL	0- 0	0- 1	0- 0				
3- 8	0- 0	0- 0	CONFERENCE	1- 4	2- 4	2- 1				
2- 3	0- 0	0- 0	HOME	1- 1	1- 2	1- 1				
1- 5	0- 0	0- 0	AWAY	0- 3	1- 2	1- 0				
0- 0	0- 0	0- 0	NEUTRAL	0- 0	0- 0	0- 0				

RPI 1-25				RPI 26-50				RPI 51-100				RPI 101+ Team's RPI: 249			
RPI	S	Opponent	Score	RPI	S	Opponent	Score	RPI	S	Opponent	Score	RPI	S	Opponent	Score
8	A	UCLA	69 129	48	A	Oregon St.	62 110	56	H	Nebraska	55 81	112	A	Colorado St.	48 63
								77	A	Wyoming	46 58	151	A	Pacific	97 106
								80	A	New Mexico	62 92	154	H	Portland St.	78 90
								80	H	New Mexico	95 86	166	H	San Francisco	81 87
								100	A	UNLV	60 79	178	N	Hampton	73 81
								100	H	UNLV	53 80	184	H	CSUN	59 76
												190	A	Nevada	63 91
												193	H	Boise St.	80 112
												240	H	CSU Bakersfield	67 57
												250	H	San Diego St.	65 75
												274	A	Santa Clara	71 66
												291	H	Utah St.	79 66
												313	A	Air Force	75 74
-----															
LAST 12 Division I GAMES:															
				80	A	New Mexico	62 92	250	H	San Diego St.	65 75				
				100	H	UNLV	53 80	80	H	New Mexico	95 86				
				77	A	Wyoming	46 58	100	A	UNLV	60 79				
				193	H	Boise St.	80 112	112	A	Colorado St.	48 63				
				190	A	Nevada	63 91	291	H	Utah St.	79 66				
				313	A	Air Force	75 74	56	H	Nebraska	55 81				

Non-Div I Games: Southern Ore. 89 87

San Jose St.



Average RPI Win:	255	WON-LOST	WINNING	LAST 10	STRENGTH OF	OPP. STRENGTH	TEAM	ADJ.	CONF.	ADJ CONF.
Average RPI Loss:	153	RECORD	PCT. RANK	GAMES	SCHEDULE	OF SCHEDULE	RPI	RPI	RPI	RPI
DIV. I ONLY	6- 16	285	3- 7	232	139	274	274	13	13	
DIV. I NON-CONF.	3- 7	254	0- 0	313	183	294	294	11	11	
-----										
TOTALS	RPI 1-25	RPI 26-50	W-L RECORDS	RPI 51-100	RPI 101-999	RPI 201+				
6- 16	0- 0	0- 3	OVERALL	0- 2	6- 11	5- 4				
3- 7	0- 0	0- 2	HOME	0- 1	3- 4	2- 2				
3- 9	0- 0	0- 0	AWAY	0- 0	3- 0	3- 0				
0- 0	0- 0	0- 0	NEUTRAL	0- 0	0- 0	0- 0				
3- 7	0- 0	0- 1	NON-CONFERENCE	0- 1	3- 5	2- 3				
1- 4	0- 0	0- 1	HOME	0- 1	1- 2	0- 2				
2- 3	0- 0	0- 0	AWAY	0- 0	2- 3	2- 1				
0- 0	0- 0	0- 0	NEUTRAL	0- 0	0- 0	0- 0				
3- 9	0- 0	0- 2	CONFERENCE	0- 1	3- 6	3- 1				
2- 3	0- 0	0- 1	HOME	0- 0	2- 2	2- 0				
1- 6	0- 0	0- 1	AWAY	0- 1	1- 4	1- 1				
0- 0	0- 0	0- 0	NEUTRAL	0- 0	0- 0	0- 0				

RPI 1-25				RPI 26-50				RPI 51-100				RPI 101+				Team's RPI: 274	
RPI	S	Opponent	Score	RPI	S	Opponent	Score	RPI	S	Opponent	Score	RPI	S	Opponent	Score		
36	H	Cal i forn i a	41 79	41	79			51	H	Southern Cal i forn i a	43 64	119	A	BYU	47 65		
42	A	Gonzaga	44 71	44	71			79	A	Saint Mary' s (CA)	46 59	151	A	Paci fic	37 55		
42	H	Gonzaga	51 63	51	63							160	H	Loyol a Marymount	51 65		
												166	A	San Francis co	47 64		
												166	H	San Francis co	54 58		
												190	A	Nevada	41 52		
												191	A	Northwestern	47 57		
												201	H	UC Santa Barbara	68 63		
												213	H	San Diego	59 50		
												236	A	Pepperdi ne	55 56		
												236	H	Pepperdi ne	54 50		
												249	H	San Jose St.	66 71		
												250	A	San Diego St.	48 34		
												278	A	Grand Canyon	38 39		
												298	H	Cal St. Fullerton	69 73		
												314	A	Portl and	50 43		
												315	A	Ill . -Chi cago	45 36		
LAST 12 Division I GAMES:																	
166	A	San Francis co	47 64	119	A	BYU	47 65										
151	A	Paci fic	37 55	79	A	Saint Mary' s (CA)	46 59										
236	H	Pepperdi ne	54 50	314	A	Portl and	50 43										
213	H	San Di ego	59 50	160	H	Loyol a Marymount	51 65										
42	A	Gonzaga	44 71	42	H	Gonzaga	51 63										
166	H	San Francis co	54 58	236	A	Pepperdi ne	55 56										

Non-Div I Games: Menlo 104 61

Santa Clara

Average RPI Win:	332	WON-LOST	WINNING	LAST 10	STRENGTH OF	OPP. STRENGTH	TEAM	ADJ.	CONF.	ADJ CONF.
Average RPI Loss:	214	RECORD	PCT. RANK	GAMES	SCHEDULE	OF SCHEDULE	RPI	RPI	RPI	RPI
DIV. I ONLY	2- 17	331	1- 8	335	259	340	340	31	31	
DIV. I NON-CONF.	1- 9	318	0- 2	277	117	314	314	31	31	
-----										
TOTALS	RPI 1-25	RPI 26-50	W-L RECORDS	RPI 51-100	RPI 101-999	RPI 201+				
2- 17	0- 1	0- 1	OVERALL	0- 0	2- 15	2- 10				
0- 5	0- 0	0- 0	HOME	0- 0	0- 5	0- 4				
2- 9	0- 1	0- 1	AWAY	0- 0	2- 7	2- 5				
0- 3	0- 0	0- 0	NEUTRAL	0- 0	0- 3	0- 1				
1- 9	0- 1	0- 1	NON-CONFERENCE	0- 0	1- 7	1- 3				
0- 0	0- 0	0- 0	HOME	0- 0	0- 0	0- 0				
1- 6	0- 1	0- 1	AWAY	0- 0	1- 4	1- 2				
0- 3	0- 0	0- 0	NEUTRAL	0- 0	0- 3	0- 1				
1- 8	0- 0	0- 0	CONFERENCE	0- 0	1- 8	1- 7				
0- 5	0- 0	0- 0	HOME	0- 0	0- 5	0- 4				
1- 3	0- 0	0- 0	AWAY	0- 0	1- 3	1- 3				
0- 0	0- 0	0- 0	NEUTRAL	0- 0	0- 0	0- 0				

RPI 1-25				RPI 26-50				RPI 51-100				RPI 101+ Team's RPI: 340			
RPI	S	Opponent	Score	RPI	S	Opponent	Score	RPI	S	Opponent	Score	RPI	S	Opponent	Score
21	A	South Carolina	38 99	48	A	Oregon St.	36 84					110	A	Jacksonville	46 74
												173	N	Florida	40 90
												178	H	Hampton	53 81
												186	A	Wisconsin	24 82
												187	N	Providence	48 78
												207	N	Richmond	63 100
												216	H	Norfolk St.	58 78
												219	A	East Carolina	37 103
												242	H	Howard	59 87
												275	A	Morgan St.	67 73
												301	A	Coppin St.	57 66
												303	H	UMES	56 68
												317	A	Alabama St.	61 81
												320	A	Ga. Southern	71 67
												321	H	South Carolina St.	60 71
												328	A	Delaware St.	79 93
												343	A	Florida A&M	65 47
-----															
LAST 12 Division I GAMES:															
321	H	South Carolina St.	60 71	303	H	UMES	56 68								
343	A	Florida A&M	65 47	275	A	Morgan St.	67 73								
328	A	Delaware St.	79 93	301	A	Coppin St.	57 66								
216	H	Norfolk St.	58 78	110	A	Jacksonville	46 74								
178	H	Hampton	53 81	219	A	East Carolina	37 103								
242	H	Howard	59 87	21	A	South Carolina	38 99								

Non-Div I Games: LaGrange 86 44 Allen 79 41

Savannah St.

Average RPI Win:	242	WON-LOST	WINNING	LAST 10	STRENGTH OF	OPP. STRENGTH	TEAM	ADJ.	CONF.	ADJ CONF.
Average RPI Loss:	175	RECORD	PCT. RANK	GAMES	SCHEDULE	OF SCHEDULE	RPI	RPI	RPI	RPI
DIV. I ONLY	11- 11	170	5- 5	234	287	206	206	30	30	
DIV. I NON-CONF.	6- 9	214	1- 4	157	233	213	213	30	30	
-----										
TOTALS	RPI 1-25	RPI 26-50	W-L RECORDS	RPI 51-100	RPI 101-999	RPI 201+				
11- 11	0- 0	0- 1	OVERALL	0- 1	11- 9	8- 3				
4- 6	0- 0	0- 0	HOME	0- 1	4- 5	3- 1				
7- 5	0- 0	0- 1	AWAY	0- 0	7- 4	5- 2				
0- 0	0- 0	0- 0	NEUTRAL	0- 0	0- 0	0- 0				
6- 9	0- 0	0- 1	NON-CONFERENCE	0- 1	6- 7	3- 1				
2- 6	0- 0	0- 0	HOME	0- 1	2- 5	1- 1				
4- 3	0- 0	0- 1	AWAY	0- 0	4- 2	2- 0				
0- 0	0- 0	0- 0	NEUTRAL	0- 0	0- 0	0- 0				
5- 2	0- 0	0- 0	CONFERENCE	0- 0	5- 2	5- 2				
2- 0	0- 0	0- 0	HOME	0- 0	2- 0	2- 0				
3- 2	0- 0	0- 0	AWAY	0- 0	3- 2	3- 2				
0- 0	0- 0	0- 0	NEUTRAL	0- 0	0- 0	0- 0				

RPI	S	Opponent	Score	RPI	S	Opponent	Score	RPI	S	Opponent	Score	RPI	S	Opponent	Score
36	A	Cal i forni a	67 87	69	H	UC Davi s	53 79	151	H	Paci fi c	73 85	154	H	Portl and St.	91 77
								162	A	I daho	68 60	171	A	Washi ngton	76 84
								172	H	I daho St.	69 74	177	H	UC I rvi ne	79 84
								184	A	CSUN	62 67	190	H	Nevada	65 74
								201	A	UC Santa Barbara	77 71	213	H	San Di ego	80 73
								226	A	Montana	78 64	235	H	New Mexico St.	69 59
								236	A	Pepperdi ne	65 62	240	A	CSU Bakersfi el d	68 75
								253	H	Hawai i	58 73	259	A	UMKC	62 58
								278	A	Grand Canyon	63 74	308	A	Utah Valley	77 75
								322	H	UTRGV	64 56	345	A	Chi cago St.	63 56
LAST 12 Division I GAMES:															
308	A	Utah Valley	77 75	278	A	Grand Canyon	63 74	184	A	CSUN	62 67	177	H	UC I rvi ne	79 84
240	A	CSU Bakersfi el d	68 75	151	H	Paci fi c	73 85	171	A	Washi ngton	76 84	162	A	I daho	68 60
322	H	UTRGV	64 56	151	H	Paci fi c	73 85	171	A	Washi ngton	76 84	162	A	I daho	68 60
235	H	New Mexico St.	69 59	151	H	Paci fi c	73 85	171	A	Washi ngton	76 84	162	A	I daho	68 60
259	A	UMKC	62 58	151	H	Paci fi c	73 85	171	A	Washi ngton	76 84	162	A	I daho	68 60
345	A	Chi cago St.	63 56	151	H	Paci fi c	73 85	171	A	Washi ngton	76 84	162	A	I daho	68 60

Non-Div I Games:

Seattle U

Average RPI Win:	190	WON-LOST	WINNING	LAST 10	STRENGTH OF	OPP. STRENGTH	TEAM	ADJ.	CONF.	ADJ CONF.
Average RPI Loss:	36	RECORD	PCT. RANK	GAMES	SCHEDULE	OF SCHEDULE	RPI	RPI	RPI	RPI
DIV. I ONLY	15- 9	108	7- 3	114	63	94	94	6	6	
DIV. I NON-CONF.	8- 3	65	0- 0	138	161	91	91	6	6	
-----										
TOTALS	RPI 1-25	RPI 26-50	W-L RECORDS	RPI 51-100	RPI 101-999	RPI 201+				
15- 9	0- 3	0- 5	OVERALL	2- 1	13- 0	6- 0				
11- 4	0- 1	0- 3	HOME	2- 0	9- 0	5- 0				
4- 5	0- 2	0- 2	AWAY	0- 1	4- 0	1- 0				
0- 0	0- 0	0- 0	NEUTRAL	0- 0	0- 0	0- 0				
8- 3	0- 2	0- 1	NON-CONFERENCE	0- 0	8- 0	4- 0				
6- 2	0- 1	0- 1	HOME	0- 0	6- 0	4- 0				
2- 1	0- 1	0- 0	AWAY	0- 0	2- 0	0- 0				
0- 0	0- 0	0- 0	NEUTRAL	0- 0	0- 0	0- 0				
7- 6	0- 1	0- 4	CONFERENCE	2- 1	5- 0	2- 0				
5- 2	0- 0	0- 2	HOME	2- 0	3- 0	1- 0				
2- 4	0- 1	0- 2	AWAY	0- 1	2- 0	1- 0				
0- 0	0- 0	0- 0	NEUTRAL	0- 0	0- 0	0- 0				

RPI 1-25				RPI 26-50				RPI 51-100				RPI 101+			
RPI	S	Opponent	Score	RPI	S	Opponent	Score	RPI	S	Opponent	Score	RPI	S	Opponent	Score
8	H	UCLA	68 77	26	H	Villanova	59 67	59	H	St. John's (NY)	62 57	103	A	Wake Forest	67 57
14	A	Rutgers	45 70	32	A	Marquette	84 97	97	A	Butler	48 66	125	H	Georgetown	70 65
24	A	DePaul	66 89	38	A	Creighton	64 81	97	H	Butler	75 64	170	H	Marist	85 60
				38	H	Creighton	51 68					174	H	Jacksonville St.	73 54
				45	H	Princeton	83 85					187	A	Providence	65 56
												187	H	Providence	65 56
												197	A	Boston College	73 53
												208	A	Xavier	62 51
												208	H	Xavier	58 53
												253	H	Fairfield	80 61
												269	H	Rider	85 49
												276	H	St. Francis Brooklyn	84 50
												344	H	Saint Peter's	91 49
-----															
LAST 12 Division I GAMES:															
				97	H	Butler	75 64	26	H	Villanova	59 67				
				208	H	Xavier	58 53	208	A	Xavier	62 51				
				38	A	Creighton	64 81	97	A	Butler	48 66				
				187	A	Providence	65 56	187	H	Providence	65 56				
				59	H	St. John's (NY)	62 57	38	H	Creighton	51 68				
				125	H	Georgetown	70 65	32	A	Marquette	84 97				

Non-Div I Games:

Seton Hall

Average RPI Win: 271	WON-LOST RECORD	WINNING PCT. RANK	LAST 10 GAMES	STRENGTH OF SCHEDULE	OPP. STRENGTH OF SCHEDULE	TEAM RPI	ADJ. RPI	CONF. RPI	ADJ CONF. RPI
Average RPI Loss: 130									
DIV. I ONLY	13- 11	153	6- 4	278	221	198	198	28	28
DIV. I NON-CONF.	5- 6	187	0- 0	112	118	143	143	26	26
-----									
TOTALS	RPI 1-25	RPI 26-50	W-L RECORDS	RPI 51-100	RPI 101-999	RPI 201+			
13- 11	0- 1	0- 1	OVERALL	0- 4	13- 5	12- 3			
8- 3	0- 0	0- 1	HOME	0- 1	8- 1	7- 1			
5- 8	0- 1	0- 0	AWAY	0- 3	5- 4	5- 2			
0- 0	0- 0	0- 0	NEUTRAL	0- 0	0- 0	0- 0			
5- 6	0- 1	0- 1	NON-CONFERENCE	0- 3	5- 1	5- 0			
3- 2	0- 0	0- 1	HOME	0- 1	3- 0	3- 0			
2- 4	0- 1	0- 0	AWAY	0- 2	2- 1	2- 0			
0- 0	0- 0	0- 0	NEUTRAL	0- 0	0- 0	0- 0			
8- 5	0- 0	0- 0	CONFERENCE	0- 1	8- 4	7- 3			
5- 1	0- 0	0- 0	HOME	0- 0	5- 1	4- 1			
3- 4	0- 0	0- 0	AWAY	0- 1	3- 3	3- 2			
0- 0	0- 0	0- 0	NEUTRAL	0- 0	0- 0	0- 0			

RPI 1-25				RPI 26-50				RPI 51-100				RPI 101+ Team's RPI: 198			
RPI	S	Opponent	Score	RPI	S	Opponent	Score	RPI	S	Opponent	Score	RPI	S	Opponent	Score
14	A	Rutgers	47 59	39	H	FGCU	50 63	62	A	Qui nni pi ac	54 68	158	A	Hartford	62 71
								72	A	Harvard	67 75	170	A	Marist	54 73
								77	H	Al bany (NY)	63 78	170	H	Marist	58 53
								81	A	Penn St.	72 86	229	A	Ni agara	50 65
												229	H	Ni agara	68 73
												231	A	Hofstra	70 60
												238	H	St. Bonaventure	70 62
												242	H	Howard	72 61
												252	H	Manhattan	56 51
												253	H	Fai rfi el d	51 40
												269	A	Ri der	71 67
												271	A	Col gate	73 70
												286	H	Sacred Heart	62 57
												294	A	Canis us	57 65
												296	H	Monmouth	44 41
												338	A	Iona	70 48
												338	H	Iona	64 51
												344	A	Saint Peter's	62 59
-----															
LAST 12 Division I GAMES:															
296	H	Monmouth	44 41	170	H	Marist	58 53								
170	A	Marist	54 73	229	A	Ni agara	50 65								
344	A	Saint Peter's	62 59	294	A	Canis us	57 65								
252	H	Manhattan	56 51	229	H	Ni agara	68 73								
253	H	Fairfield	51 40	338	H	Iona	64 51								
338	A	Iona	70 48	269	A	Rider	71 67								

Non-Div I Games:

Siena

Average RPI Win: 225	WON-LOST RECORD	WINNING PCT. RANK	LAST 10 GAMES	STRENGTH OF SCHEDULE	OPP. STRENGTH OF SCHEDULE	TEAM RPI	ADJ. RPI	CONF. RPI	ADJ CONF. RPI
Average RPI Loss: 110									
DIV. I ONLY	14- 6	68	8- 2	193	214	102	102	23	23
DIV. I NON-CONF.	6- 4	122	1- 1	55	166	76	76	23	23
-----									
TOTALS	RPI 1-25	RPI 26-50	W-L RECORDS	RPI 51-100	RPI 101-999	RPI 201+			
14- 6	0- 1	0- 0	OVERALL	1- 1	13- 4	7- 0			
8- 2	0- 0	0- 0	HOME	0- 1	8- 1	5- 0			
6- 4	0- 1	0- 0	AWAY	1- 0	5- 3	2- 0			
0- 0	0- 0	0- 0	NEUTRAL	0- 0	0- 0	0- 0			
6- 4	0- 1	0- 0	NON-CONFERENCE	1- 1	5- 2	2- 0			
3- 2	0- 0	0- 0	HOME	0- 1	3- 1	1- 0			
3- 2	0- 1	0- 0	AWAY	1- 0	2- 1	1- 0			
0- 0	0- 0	0- 0	NEUTRAL	0- 0	0- 0	0- 0			
8- 2	0- 0	0- 0	CONFERENCE	0- 0	8- 2	5- 0			
5- 0	0- 0	0- 0	HOME	0- 0	5- 0	4- 0			
3- 2	0- 0	0- 0	AWAY	0- 0	3- 2	1- 0			
0- 0	0- 0	0- 0	NEUTRAL	0- 0	0- 0	0- 0			

RPI 1-25				RPI 26-50				RPI 51-100				RPI 101+ Team's RPI: 102			
RPI	S	Opponent	Score	RPI	S	Opponent	Score	RPI	S	Opponent	Score	RPI	S	Opponent	Score
19	A	NC State	50 71					74	H	UAB	66 78	110	H	Jacksonville	58 60
								91	A	North Carolina	85 84	120	H	Central Ark.	64 43
												121	A	Ole Miss	59 66
												143	A	Texas St.	63 78
												150	A	Louisiana	72 57
												165	A	Southern Miss.	78 57
												168	H	Southern U.	69 65
												194	A	Troy	71 82
												194	H	Troy	79 68
												199	A	UT Arlington	76 63
												223	H	New Orleans	67 45
												268	H	Appalachian St.	54 52
												280	H	Coastal Caro.	68 62
												316	H	Georgia St.	88 52
												317	A	Alabama St.	59 47
												320	H	Ga. Southern	79 52
												333	A	La.-Monroe	67 60
-----															
LAST 12 Division I GAMES:															
194	A	Troy	71 82	199	A	UT Arlington	76 63								
333	A	La.-Monroe	67 60	143	A	Texas St.	63 78								
150	A	Louisiana	72 57	320	H	Ga. Southern	79 52								
268	H	Appalachian St.	54 52	316	H	Georgia St.	88 52								
280	H	Coastal Caro.	68 62	74	H	UAB	66 78								
194	H	Troy	79 68	120	H	Central Ark.	64 43								

Non-Div I Games: Ga. Southwestern 73 42

South Ala.

Average RPI Win:	140	WON-LOST	WINNING	LAST 10	STRENGTH OF	OPP. STRENGTH	TEAM	ADJ.	CONF.	ADJ CONF.
Average RPI Loss:	7	RECORD	PCT. RANK	GAMES	SCHEDULE	OF SCHEDULE	RPI	RPI	RPI	RPI
DIV. I ONLY	18- 5	33	6- 4	36	2	21	21	2	2	
DIV. I NON-CONF.	11- 2	22	1- 1	113	12	38	38	2	2	
-----										
TOTALS	RPI 1-25	RPI 26-50	W-L RECORDS	RPI 51-100	RPI 101-999	RPI 201+				
18- 5	5- 5	0- 0	OVERALL	2- 0	11- 0	5- 0				
10- 2	3- 2	0- 0	HOME	1- 0	6- 0	5- 0				
6- 2	1- 2	0- 0	AWAY	0- 0	5- 0	0- 0				
2- 1	1- 1	0- 0	NEUTRAL	1- 0	0- 0	0- 0				
11- 2	3- 2	0- 0	NON-CONFERENCE	1- 0	7- 0	5- 0				
6- 1	1- 1	0- 0	HOME	0- 0	5- 0	5- 0				
3- 0	1- 0	0- 0	AWAY	0- 0	2- 0	0- 0				
2- 1	1- 1	0- 0	NEUTRAL	1- 0	0- 0	0- 0				
7- 3	2- 3	0- 0	CONFERENCE	1- 0	4- 0	0- 0				
4- 1	2- 1	0- 0	HOME	1- 0	1- 0	0- 0				
3- 2	0- 2	0- 0	AWAY	0- 0	3- 0	0- 0				
0- 0	0- 0	0- 0	NEUTRAL	0- 0	0- 0	0- 0				

RPI	S	Opponent	Score	RPI	S	Opponent	Score	RPI	S	Opponent	Score	RPI	S	Opponent	Score
1	H	UConn	58 83					59	N	St. John's (NY)	76 58	105	H	Auburn	71 63
2	N	Notre Dame	85 92					87	H	Arkansas	90 42	108	A	Kentucky	81 64
3	A	Mississippi St.	53 67									121	A	Ole Miss	88 62
11	H	Tennessee	70 86									123	A	Vanderbilt	95 82
14	N	Rutgers	78 68									149	A	Clemson	66 36
15	H	Texas A&M	61 59									175	A	Temple	87 60
16	H	Duke	72 52									261	H	Col. of Charleston	69 43
17	A	Missouri	74 83									273	H	Wofford	94 60
17	H	Missouri	64 54									317	H	Alabama St.	99 31
18	A	Maryland	94 86									326	H	Western Caro.	101 43
												340	H	Savannah St.	99 38
-----															
LAST 12 Division I GAMES:															
3	A	Mississippi St.	53 67	11	H	Tennessee	70 86								
1	H	UConn	58 83	105	H	Auburn	71 63								
17	H	Missouri	64 54	17	A	Missouri	74 83								
87	H	Arkansas	90 42	121	A	Ole Miss	88 62								
108	A	Kentucky	81 64	15	H	Texas A&M	61 59								
123	A	Vanderbilt	95 82	175	A	Temple	87 60								

Non-Div I Games:

South Carolina

Average RPI Win:	298	WON-LOST	WINNING	LAST 10	STRENGTH OF	OPP. STRENGTH	TEAM	ADJ.	CONF.	ADJ CONF.
Average RPI Loss:	221	RECORD	PCT. RANK	GAMES	SCHEDULE	OF SCHEDULE	RPI	RPI	RPI	RPI

DIV. I ONLY	7- 13	258	4- 6	346	285	321	321	31	31
DIV. I NON-CONF.	3- 7	254	0- 2	343	196	323	323	31	31
-----									
TOTALS	RPI 1-25	RPI 26-50	W-L RECORDS	RPI 51-100	RPI 101-999	RPI 201+			
7- 13	0- 0	0- 0	OVERALL	0- 2	7- 11	6- 8			
4- 3	0- 0	0- 0	HOME	0- 0	4- 3	3- 3			
3- 10	0- 0	0- 0	AWAY	0- 0	3- 1	3- 1			
0- 0	0- 0	0- 0	NEUTRAL	0- 0	0- 0	0- 0			
3- 7	0- 0	0- 0	NON-CONFERENCE	0- 2	3- 5	3- 3			
1- 1	0- 0	0- 0	HOME	0- 0	1- 1	1- 1			
2- 6	0- 0	0- 0	AWAY	0- 2	2- 4	2- 2			
0- 0	0- 0	0- 0	NEUTRAL	0- 0	0- 0	0- 0			
4- 6	0- 0	0- 0	CONFERENCE	0- 0	4- 6	3- 5			
3- 2	0- 0	0- 0	HOME	0- 0	3- 2	2- 2			
1- 4	0- 0	0- 0	AWAY	0- 0	1- 4	1- 3			
0- 0	0- 0	0- 0	NEUTRAL	0- 0	0- 0	0- 0			

RPI 1-25				RPI 26-50				RPI 51-100				RPI 101+ Team's RPI: 321			
RPI	S	Opponent	Score	RPI	S	Opponent	Score	RPI	S	Opponent	Score	RPI	S	Opponent	Score
								58	A	Mercer	53 74	130	A	Bethune-Cookman	50 68
								65	A	Georgia Tech	40 86	149	A	Clemson	48 56
												176	A	Charlotte	49 64
												178	H	Hampton	78 70
												216	H	Norfolk St.	67 71
												242	H	Howard	58 68
												275	A	Morgan St.	55 65
												297	A	USC Upstate	44 63
												300	A	Charleston So.	60 58
												301	A	Coppin St.	39 56
												301	H	Coppin St.	67 65
												303	H	UMES	54 51
												311	A	Old Dominion	35 52
												320	H	Ga. Southern	58 61
												326	H	Western Caro.	75 45
												328	A	Delaware St.	44 58
												339	A	Winthrop	65 37
												340	A	Savannah St.	71 60
-----															
								LAST 12 Division I GAMES:							
								301	H	Coppin St.	67 65	303	H	UMES	54 51
								340	A	Savannah St.	71 60	242	H	Howard	58 68
								275	A	Morgan St.	55 65	328	A	Delaware St.	44 58
								301	A	Coppin St.	39 56	130	A	Bethune-Cookman	50 68
								178	H	Hampton	78 70	311	A	Old Dominion	35 52
								216	H	Norfolk St.	67 71	176	A	Charlotte	49 64

Non-Div I Games: Johnson & Wales (NC) 40 Columbia Int'l 82 38

South Carolina St.



Average RPI Win:	196	WON-LOST	WINNING	LAST 10	STRENGTH OF	OPP. STRENGTH	TEAM	ADJ.	CONF.	ADJ CONF.
Average RPI Loss:	96	RECORD	PCT. RANK	GAMES	SCHEDULE	OF SCHEDULE	RPI	RPI	RPI	RPI
DIV. I ONLY	17- 5	40	9- 0	163	131	71	71	14	14	
DIV. I NON-CONF.	7- 5	132	1- 0	207	57	138	138	17	17	
-----										
TOTALS	RPI 1-25	RPI 26-50	W-L RECORDS	RPI 51-100	RPI 101-999	RPI 201+				
17- 5	0- 1	2- 0	OVERALL	0- 1	15- 3	9- 0				
9- 1	0- 0	1- 0	HOME	0- 0	8- 1	5- 0				
7- 2	0- 0	1- 0	AWAY	0- 0	6- 2	3- 0				
1- 2	0- 1	0- 0	NEUTRAL	0- 1	1- 0	1- 0				
7- 5	0- 1	1- 0	NON-CONFERENCE	0- 1	6- 3	4- 0				
4- 1	0- 0	1- 0	HOME	0- 0	3- 1	2- 0				
2- 2	0- 0	0- 0	AWAY	0- 0	2- 2	1- 0				
1- 2	0- 1	0- 0	NEUTRAL	0- 1	1- 0	1- 0				
10- 0	0- 0	1- 0	CONFERENCE	0- 0	9- 0	5- 0				
5- 0	0- 0	0- 0	HOME	0- 0	5- 0	3- 0				
5- 0	0- 0	1- 0	AWAY	0- 0	4- 0	2- 0				
0- 0	0- 0	0- 0	NEUTRAL	0- 0	0- 0	0- 0				

RPI 1-25				RPI 26-50				RPI 51-100 Team's RPI: 71				RPI 101+			
RPI	S	Opponent	Score	RPI	S	Opponent	Score	RPI	S	Opponent	Score	RPI	S	Opponent	Score
11	N	Tennessee	49 69	38	H	Creighton	73 68	55	N	Oklahoma St.	68 76	106	A	Western Ill.	82 58
				41	A	South Dakota St.	67 61					106	H	Western Ill.	92 81
												117	A	Iowa St.	76 81
												126	A	SFA	55 77
												155	A	Wichita St.	62 48
												157	H	North Dakota	76 71
												169	H	Tulsa	61 64
												196	A	Denver	82 60
												196	H	Denver	79 51
												205	A	Oral Roberts	73 68
												234	H	Omaha	70 46
												240	H	CSU Bakersfield	66 50
												243	H	UC Riverside	75 66
												256	N	Indiana St.	71 59
												267	A	North Dakota St.	82 67
												267	H	North Dakota St.	80 54
												302	A	Incarinate Word	81 51
												318	H	Fort Wayne	85 43
-----															
LAST 12 Division I GAMES:															
267	H	North Dakota St.	80 54	318	H	Fort Wayne	85 43								
106	H	Western Ill.	92 81	106	A	Western Ill.	82 58								
196	A	Denver	82 60	267	A	North Dakota St.	82 67								
41	A	South Dakota St.	67 61	196	H	Denver	79 51								
234	H	Omaha	70 46	157	H	North Dakota	76 71								
205	A	Oral Roberts	73 68	243	H	UC Riverside	75 66								

Non-Div I Games: Mt. Marty 87 25 Bellevue 89 32

South Dakota

Average RPI Win:	180	WON-LOST	WINNING	LAST 10	STRENGTH OF	OPP. STRENGTH	TEAM	ADJ.	CONF.	ADJ CONF.
Average RPI Loss:	33	RECORD	PCT. RANK	GAMES	SCHEDULE	OF SCHEDULE	RPI	RPI	RPI	RPI

DIV. I ONLY	18- 5	33	8- 1	90	87	41	41	14	14
DIV. I NON-CONF.	10- 4	73	1- 1	48	9	28	28	17	17
TOTALS	RPI 1-25	RPI 26-50	W-L RECORDS	RPI 51-100	RPI 101-999	RPI 201+			
18- 5	1- 2	1- 2	OVERALL	1- 1	15- 0	7- 0			
10- 2	0- 1	1- 0	HOME	0- 1	9- 0	4- 0			
6- 3	0- 1	0- 2	AWAY	1- 0	5- 0	3- 0			
2- 0	1- 0	0- 0	NEUTRAL	0- 0	1- 0	0- 0			
10- 4	1- 2	1- 2	NON-CONFERENCE	1- 0	7- 0	1- 0			
6- 1	0- 1	1- 0	HOME	0- 0	5- 0	1- 0			
2- 3	0- 1	0- 2	AWAY	1- 0	1- 0	0- 0			
2- 0	1- 0	0- 0	NEUTRAL	0- 0	1- 0	0- 0			
8- 1	0- 0	0- 0	CONFERENCE	0- 1	8- 0	6- 0			
4- 1	0- 0	0- 0	HOME	0- 1	4- 0	3- 0			
4- 0	0- 0	0- 0	AWAY	0- 0	4- 0	3- 0			
0- 0	0- 0	0- 0	NEUTRAL	0- 0	0- 0	0- 0			

RPI 1-25	RPI 26-50	Team's RPI: 41	RPI 51-100	RPI 101+
RPI S Opponent Score	RPI S Opponent Score		RPI S Opponent Score	RPI S Opponent Score
4 H Louisville 64 68	30 H Oklahoma 67 61		71 H South Dakota 61 67	106 H Western Ill. 84 48
13 A Green Bay 41 55	38 A Creighton 65 72		86 A Drake 85 78	111 A George Washington 97 88
19 N NC State 75 67	39 A FGCU 78 87			153 H UNI 57 47
				155 H Wichita St. 96 64
				157 H North Dakota 66 52
				176 N Charlotte 71 70
				181 H Bowling Green 76 44
				196 A Denver 69 58
				205 A Oral Roberts 77 70
				234 A Omaha 103 54
				234 H Omaha 89 64
				267 A North Dakota St. 85 64
				267 H North Dakota St. 83 63
				318 H Fort Wayne 105 49
				342 H NJIT 92 48
LAST 12 Division I GAMES:				
234 A Omaha 103 54	196 A Denver 69 58			
267 A North Dakota St. 85 64	267 H North Dakota St. 83 63			
318 H Fort Wayne 105 49	234 H Omaha 89 64			
71 H South Dakota 61 67	39 A FGCU 78 87			
106 H Western Ill. 84 48	155 H Wichita St. 96 64			
205 A Oral Roberts 77 70	86 A Drake 85 78			

Non-Div I Games: Dakota Wesleyan 76 63

South Dakota St.

Average RPI Win:	139	WON-LOST	WINNING	LAST 10	STRENGTH OF	OPP. STRENGTH	TEAM	ADJ.	CONF.	ADJ CONF.
Average RPI Loss:	50	RECORD	PCT. RANK	GAMES	SCHEDULE	OF SCHEDULE	RPI	RPI	RPI	RPI
DIV. I ONLY	18- 5	33	8- 2	76	10	27	27	8	8	
DIV. I NON-CONF.	10- 3	51	1- 1	88	5	35	35	7	7	
-----										
TOTALS	RPI 1-25	RPI 26-50	W-L RECORDS	RPI 51-100	RPI 101-999	RPI 201+				
18- 5	1- 2	2- 1	OVERALL	5- 1	10- 1	3- 0				
8- 1	1- 1	1- 0	HOME	2- 0	4- 0	2- 0				
7- 2	0- 0	0- 1	AWAY	1- 0	6- 1	1- 0				
3- 2	0- 1	1- 0	NEUTRAL	2- 1	0- 0	0- 0				
10- 3	1- 1	1- 1	NON-CONFERENCE	3- 1	5- 0	3- 0				
5- 0	1- 0	0- 0	HOME	1- 0	3- 0	2- 0				
2- 1	0- 0	0- 1	AWAY	0- 0	2- 0	1- 0				
3- 2	0- 1	1- 0	NEUTRAL	2- 1	0- 0	0- 0				
8- 2	0- 1	1- 0	CONFERENCE	2- 0	5- 1	0- 0				
3- 1	0- 1	1- 0	HOME	1- 0	1- 0	0- 0				
5- 1	0- 0	0- 0	AWAY	1- 0	4- 1	0- 0				
0- 0	0- 0	0- 0	NEUTRAL	0- 0	0- 0	0- 0				

RPI 1-25				RPI 26-50				RPI 51-100				RPI 101+			
RPI	S	Opponent	Score	RPI	S	Opponent	Score	RPI	S	Opponent	Score	RPI	S	Opponent	Score
1	H	UConn	49 100	30	A	Oklahoma	74 79	59	N	St. John's (NY)	68 59	111	A	George Washington	83 78
2	N	Notre Dame	66 76	44	N	Dayton	93 87	60	N	Michigan St.	73 83	142	A	Cincinnati	69 46
25	H	LSU	61 55	47	H	UCF	62 45	83	N	Washington St.	82 45	155	A	Wichita St.	56 64
								97	H	Butler	71 55	168	H	Southern U.	108 48
								98	A	Tulane	63 53	169	A	Tulsa	71 57
								98	H	Tulane	75 46	175	A	Temple	89 73
												175	H	Temple	76 60
												179	A	Memphis	81 62
												212	H	Arkansas St.	98 55
												292	A	FIU	82 52
												323	H	Houston Baptist	90 43
-----															
LAST 12 Division I GAMES:															
98	A	Tulane	63 53	175	A	Temple	89 73								
169	A	Tulsa	71 57	1	H	UConn	49 100								
175	H	Temple	76 60	142	A	Cincinnati	69 46								
155	A	Wichita St.	56 64	98	H	Tulane	75 46								
179	A	Memphis	81 62	60	N	Michigan St.	73 83								
47	H	UCF	62 45	44	N	Dayton	93 87								

Non-Div I Games:

South Fla.

Average RPI Win:	296	WON-LOST	WINNING	LAST 10	STRENGTH OF	OPP. STRENGTH	TEAM	ADJ.	CONF.	ADJ CONF.
Average RPI Loss:	132	RECORD	PCT. RANK	GAMES	SCHEDULE	OF SCHEDULE	RPI	RPI	RPI	RPI
DIV. I ONLY	9- 13	225	5- 5	172	302	220	220	26	26	
DIV. I NON-CONF.	3- 7	254	0- 0	49	200	182	182	27	27	
-----										
TOTALS	RPI 1-25	RPI 26-50	W-L RECORDS	RPI 51-100	RPI 101-999	RPI 201+				
9- 13	0- 1	0- 1	OVERALL	0- 2	9- 9	8- 3				
5- 4	0- 0	0- 0	HOME	0- 1	5- 3	5- 2				
3- 9	0- 0	0- 0	AWAY	0- 1	3- 0	3- 0				
1- 0	0- 0	0- 0	NEUTRAL	0- 0	1- 0	0- 0				
3- 7	0- 1	0- 1	NON-CONFERENCE	0- 1	3- 4	2- 0				
2- 1	0- 0	0- 0	HOME	0- 0	2- 1	2- 0				
0- 6	0- 1	0- 1	AWAY	0- 1	0- 3	0- 0				
1- 0	0- 0	0- 0	NEUTRAL	0- 0	1- 0	0- 0				
6- 6	0- 0	0- 0	CONFERENCE	0- 1	6- 5	6- 3				
3- 3	0- 0	0- 0	HOME	0- 1	3- 2	3- 2				
3- 3	0- 0	0- 0	AWAY	0- 0	3- 3	3- 1				
0- 0	0- 0	0- 0	NEUTRAL	0- 0	0- 0	0- 0				

RPI 1-25				RPI 26-50				RPI 51-100				RPI 101+				Team's RPI: 220
RPI	S	Opponent	Score	RPI	S	Opponent	Score	RPI	S	Opponent	Score	RPI	S	Opponent	Score	
4	A	Louisville	40 80	40	A	Ball St.	56 69	68	H	Belmont	57 67	106	A	Western Ill.	59 87	
								96	A	George Mason	38 57	129	N	Saint Francis (PA)	82 50	
												133	A	SIUE	57 65	
												139	A	Kansas	50 51	
												141	H	Southern Ill.	74 79	
												142	A	Cincinnati	52 65	
												174	A	Jacksonville St.	48 55	
												215	H	Morehead St.	56 59	
												227	A	Austin Peay	65 66	
												227	H	Austin Peay	50 61	
												248	H	Bradley	57 53	
												307	A	Murray St.	85 74	
												307	H	Murray St.	80 70	
												312	H	Eastern Ky.	69 55	
												329	A	Tennessee Tech	70 66	
												336	H	Tennessee St.	71 66	
												347	A	Eastern Ill.	77 54	
												348	H	Evansville	74 65	
-----																
LAST 12 Division I GAMES:																
227	H	Austin Peay	50 61	312	H	Eastern Ky.	69 55									
307	H	Murray St.	80 70	215	H	Morehead St.	56 59									
174	A	Jacksonville St.	48 55	227	A	Austin Peay	65 66									
329	A	Tennessee Tech	70 66	307	A	Murray St.	85 74									
347	A	Eastern Ill.	77 54	336	H	Tennessee St.	71 66									
133	A	SIUE	57 65	68	H	Belmont	57 67									

Non-Div I Games: Evangel 72 60 Missouri Valley 69 34

Southeast Mo. St.

Average RPI Win:	231	WON-LOST	WINNING	LAST 10	STRENGTH OF	OPP. STRENGTH	TEAM	ADJ.	CONF.	ADJ CONF.
Average RPI Loss:	181	RECORD	PCT. RANK	GAMES	SCHEDULE	OF SCHEDULE	RPI	RPI	RPI	RPI
DIV. I ONLY	5- 17	305	4- 6	219	283	284	284	25	25	
DIV. I NON-CONF.	1- 10	327	0- 1	166	222	293	293	25	25	
-----										
TOTALS	RPI 1-25	RPI 26-50	W-L RECORDS	RPI 51-100	RPI 101-999	RPI 201+				
5- 17	0- 1	0- 0	OVERALL	0- 1	5- 15	3- 8				
2- 6	0- 0	0- 0	HOME	0- 0	2- 6	1- 4				
3- 10	0- 1	0- 0	AWAY	0- 1	3- 8	2- 4				
0- 1	0- 0	0- 0	NEUTRAL	0- 0	0- 1	0- 0				
1- 10	0- 1	0- 0	NON-CONFERENCE	0- 1	1- 8	0- 4				
0- 3	0- 0	0- 0	HOME	0- 0	0- 3	0- 2				
1- 6	0- 1	0- 0	AWAY	0- 1	1- 4	0- 2				
0- 1	0- 0	0- 0	NEUTRAL	0- 0	0- 1	0- 0				
4- 7	0- 0	0- 0	CONFERENCE	0- 0	4- 7	3- 4				
2- 3	0- 0	0- 0	HOME	0- 0	2- 3	1- 2				
2- 4	0- 0	0- 0	AWAY	0- 0	2- 4	2- 2				
0- 0	0- 0	0- 0	NEUTRAL	0- 0	0- 0	0- 0				

RPI 1-25				RPI 26-50				RPI 51-100				RPI 101+ Team's RPI: 284			
RPI	S	Opponent	Score	RPI	S	Opponent	Score	RPI	S	Opponent	Score	RPI	S	Opponent	Score
25	A	LSU	56 84					54	A	TCU	62 112	104	H	Lamar University	58 75
												105	A	Auburn	46 80
												120	A	Central Ark.	47 63
												120	H	Central Ark.	78 70
												126	A	SFA	67 79
												130	A	Bethune-Cookman	60 58
												138	N	Kent St.	60 81
												142	A	Cincinnati	43 82
												150	H	Louisiana	56 68
												202	A	Abilene Christian	80 86
												218	A	Akron	54 66
												244	A	Grambling	52 61
												257	A	A&M-Corpus Christi	52 56
												258	A	Nicholls St.	66 57
												272	H	McNeese	65 77
												279	H	Alcorn	77 84
												306	H	Alabama A&M	74 76
												323	A	Houston Baptist	76 61
												325	H	Northwestern St.	71 65
												330	H	Sam Houston St.	52 57
-----															
LAST 12 Division I GAMES:															
120	H	Central Ark.	78 70	272	H	McNeese	65 77	104	H	Lamar University	58 75	202	A	Abilene Christian	80 86
257	A	A&M-Corpus Christi	52 56	120	A	Central Ark.	47 63	126	A	SFA	67 79	306	H	Alabama A&M	74 76
258	A	Nicholls St.	66 57	325	H	Northwestern St.	71 65								
330	H	Sam Houston St.	52 57	323	A	Houston Baptist	76 61								

Non-Div I Games:

Southeastern La.

Loss, 
Non-Conf, S Site, 
H Home
A Away 
N Neutral

Average RPI	Win:	178	WON-LOST	WINNING	LAST 10	STRENGTH OF	OPP. STRENGTH	TEAM	ADJ.	CONF.	ADJ CONF.
Average RPI	Loss:	17	RECORD	PCT. RANK	GAMES	SCHEDULE	OF SCHEDULE	RPI	RPI	RPI	RPI
DIV. I ONLY		15- 8		83	5- 5	55	46	51	51	4	4
DIV. I NON-CONF.		10- 1		15	0- 0	192	255	49	49	3	3
-----											
TOTALS	RPI 1-25		RPI 26-50		W-L RECORDS	RPI 51-100		RPI 101-999		RPI 201+	
15- 8	0- 6		2- 2		OVERALL	2- 0		11- 0		6- 0	
3- 5	0- 4		1- 1		HOME	0- 0		2- 0		2- 0	
9- 3	0- 2		0- 1		AWAY	2- 0		7- 0		4- 0	
3- 0	0- 0		1- 0		NEUTRAL	0- 0		2- 0		0- 0	
10- 1	0- 1		1- 0		NON-CONFERENCE	0- 0		9- 0		6- 0	
2- 1	0- 1		0- 0		HOME	0- 0		2- 0		2- 0	
5- 0	0- 0		0- 0		AWAY	0- 0		5- 0		4- 0	
3- 0	0- 0		1- 0		NEUTRAL	0- 0		2- 0		0- 0	
5- 7	0- 5		1- 2		CONFERENCE	2- 0		2- 0		0- 0	
1- 4	0- 3		1- 1		HOME	0- 0		0- 0		0- 0	
4- 3	0- 2		0- 1		AWAY	2- 0		2- 0		0- 0	
0- 0	0- 0		0- 0		NEUTRAL	0- 0		0- 0		0- 0	

RPI	S	Opponent	Score	RPI	S	Opponent	Score	RPI	S	Opponent	Score	RPI	S	Opponent	Score
7	H	Oregon	66 70	35	N	Purdue	58 46	83	A	Washington St.	73 72	131	N	Middle Tenn.	72 57
8	A	UCLA	46 59	36	A	Cal i forni a	64 76	85	A	Utah	58 47	132	A	Col orado	86 51
8	H	UCLA	70 84	36	H	Cal i forni a	59 62					160	A	Loyol a Marymount	80 70
12	A	Stanford	65 72	48	H	Oregon St.	65 61					170	N	Mari st	78 57
12	H	Stanford	55 59									171	A	Washi ngton	72 61
15	H	Texas A&M	74 75									222	H	Montana St.	98 47
-----															
Team's RPI: 51															
LAST 12 Division I GAMES:															
8	H	UCLA	70 84	85	A	Utah	58 47	132	A	Col orado	86 51	322	A	UTRGV	71 64
8	A	UCLA	46 59	48	H	Oregon St.	65 61	12	A	Stanford	65 72	335	H	Long Beach St.	75 60
171	A	Washington	72 61	7	H	Oregon	66 70	36	A	Cal i forni a	64 76				
83	A	Washington St.	73 72	12	A	Stanford	65 72								
36	H	Cal i forni a	59 62	36	A	Cal i forni a	64 76								
12	H	Stanford	55 59												

Non-Di v I Games:

Southern Cal i forni a

Average RPI Win:	240	WON-LOST	WINNING	LAST 10	STRENGTH OF	OPP. STRENGTH	TEAM	ADJ.	CONF.	ADJ CONF.
Average RPI Loss:	119	RECORD	PCT. RANK	GAMES	SCHEDULE	OF SCHEDULE	RPI	RPI	RPI	RPI
DIV. I ONLY	11- 10	159	6- 4	154	225	141	141	24	24	
DIV. I NON-CONF.	4- 6	214	0- 1	59	221	128	128	22	22	
-----										
TOTALS	RPI 1-25	RPI 26-50	W-L RECORDS	RPI 51-100	RPI 101-999	RPI 201+				
11- 10	0- 0	0- 2	OVERALL	0- 4	11- 4	8- 2				
5- 3	0- 0	0- 1	HOME	0- 1	5- 1	3- 0				
6- 5	0- 0	0- 0	AWAY	0- 0	6- 1	5- 1				
0- 2	0- 0	0- 1	NEUTRAL	0- 1	0- 0	0- 0				
4- 6	0- 0	0- 2	NON-CONFERENCE	0- 2	4- 2	3- 1				
1- 2	0- 0	0- 1	HOME	0- 0	1- 1	1- 0				
3- 2	0- 0	0- 0	AWAY	0- 1	3- 1	2- 1				
0- 2	0- 0	0- 1	NEUTRAL	0- 1	0- 0	0- 0				
7- 4	0- 0	0- 0	CONFERENCE	0- 2	7- 2	5- 1				
4- 1	0- 0	0- 0	HOME	0- 1	4- 0	2- 0				
3- 3	0- 0	0- 0	AWAY	0- 1	3- 2	3- 1				
0- 0	0- 0	0- 0	NEUTRAL	0- 0	0- 0	0- 0				

RPI S Opponent	Score	RPI S Opponent	Score	RPI S Opponent	Score	RPI S Opponent	Score	Team's RPI: 141
46 H Western Ky.	49 75	74 A UAB	66 76	116 H Missouri St.	71 69	133 H SIUE	53 57	
50 N Miami (FL)	65 75	77 N Albany (NY)	57 68	153 A UNI	63 71	153 H UNI	60 53	
		86 A Drake	73 84	179 A Memphis	68 56	211 H UT Martin	84 72	
		86 H Drake	64 75	215 A Morehead St.	81 85	220 A Southeast Mo. St.	79 74	
				248 A Bradley	63 62	256 A Indiana St.	64 45	
				265 A Illinois St.	46 49	288 H Valparaiso	74 63	
				295 H Loyola Chicago	62 46	331 A Marshall	64 59	
				265 A Illinois St.	46 49	348 A Evansville	74 62	
LAST 12 Division I GAMES:								
153 A UNI	63 71	248 A Bradley	63 62					
86 A Drake	73 84	86 H Drake	64 75					
116 H Missouri St.	71 69	153 H UNI	60 53					
288 H Valparaiso	74 63	256 A Indiana St.	64 45					
295 H Loyola Chicago	62 46	348 A Evansville	74 62					
265 A Illinois St.	46 49	50 N Miami (FL)	65 75					

Non-Div I Games: Martin Methodist 60 50

Southern Ill.

Average RPI Win:	248	WON-LOST	WINNING	LAST 10	STRENGTH OF	OPP. STRENGTH	TEAM	ADJ.	CONF.	ADJ CONF.
Average RPI Loss:	107	RECORD	PCT. RANK	GAMES	SCHEDULE	OF SCHEDULE	RPI	RPI	RPI	RPI
DIV. I ONLY	11- 9	143	5- 4	215	151	165	165	18	18	
DIV. I NON-CONF.	6- 5	153	0- 2	301	84	218	218	19	19	
-----										
TOTALS	RPI 1-25	RPI 26-50	W-L RECORDS	RPI 51-100	RPI 101-999	RPI 201+				
11- 9	0- 1	0- 1	OVERALL	2- 1	9- 6	7- 0				
8- 2	0- 0	0- 0	HOME	1- 0	7- 2	6- 0				
3- 7	0- 1	0- 1	AWAY	1- 1	2- 4	1- 0				
0- 0	0- 0	0- 0	NEUTRAL	0- 0	0- 0	0- 0				
6- 5	0- 1	0- 0	NON-CONFERENCE	1- 1	5- 3	5- 0				
5- 1	0- 0	0- 0	HOME	1- 0	4- 1	4- 0				
1- 4	0- 1	0- 0	AWAY	0- 1	1- 2	1- 0				
0- 0	0- 0	0- 0	NEUTRAL	0- 0	0- 0	0- 0				
5- 4	0- 0	0- 1	CONFERENCE	1- 0	4- 3	2- 0				
3- 1	0- 0	0- 0	HOME	0- 0	3- 1	2- 0				
2- 3	0- 0	0- 1	AWAY	1- 0	1- 2	0- 0				
0- 0	0- 0	0- 0	NEUTRAL	0- 0	0- 0	0- 0				

RPI 1-25				RPI 26-50				RPI 51-100				RPI 101+				Team's RPI: 165
RPI	S	Opponent	Score	RPI	S	Opponent	Score	RPI	S	Opponent	Score	RPI	S	Opponent	Score	
3	A	Mississippi St.	56 91	46	A	Western Ky.	60 81	65	A	Georgia Tech	44 63	102	H	South Ala.	57 78	
								74	A	UAB	80 63	107	A	Rice	56 62	
								98	H	Tulane	66 58	121	A	Ole Miss	59 68	
												131	A	Middle Tenn.	61 53	
												167	A	Samford	56 61	
												176	A	Charlotte	56 66	
												176	H	Charlotte	79 85	
												192	H	Louisiana Tech	65 50	
												279	H	Alcorn	72 67	
												305	H	UTSA	83 60	
												317	H	Alabama St.	72 35	
												325	A	Northwestern St.	71 59	
												330	H	Sam Houston St.	58 38	
												331	H	Marshall	70 61	
												341	H	Mississippi Val.	84 69	
-----																
LAST 12 Division I GAMES:																
331	H	Marshall	70 61	192	H	Louisiana Tech	65 50									
107	A	Rice	56 62	46	A	Western Ky.	60 81									
305	H	UTSA	83 60	176	A	Charlotte	56 66									
176	H	Charlotte	79 85	65	A	Georgia Tech	44 63									
131	A	Middle Tenn.	61 53	167	A	Samford	56 61									
74	A	UAB	80 63	330	H	Sam Houston St.	58 38									

Non-Div I Games: William Carey 82 44 Blue Mountain (MS) 96 46

Southern Miss.



Average RPI Win:	299	WON-LOST	WINNING	LAST 10	STRENGTH OF	OPP. STRENGTH	TEAM	ADJ.	CONF.	ADJ CONF.
Average RPI Loss:	124	RECORD	PCT. RANK	GAMES	SCHEDULE	OF SCHEDULE	RPI	RPI	RPI	RPI
DIV. I ONLY	9- 10	201	8- 2	191	325	168	168	32	32	
DIV. I NON-CONF.	0- 8	337	0- 1	33	28	263	263	32	32	
-----										
TOTALS	RPI 1-25	RPI 26-50	W-L RECORDS	RPI 51-100	RPI 101-999	RPI 201+				
9- 10	0- 0	0- 1	OVERALL	0- 3	9- 6	9- 2				
5- 0	0- 0	0- 0	HOME	0- 0	5- 0	5- 0				
4- 9	0- 0	0- 1	AWAY	0- 2	4- 6	4- 2				
0- 1	0- 0	0- 0	NEUTRAL	0- 1	0- 0	0- 0				
0- 8	0- 0	0- 1	NON-CONFERENCE	0- 3	0- 4	0- 0				
0- 0	0- 0	0- 0	HOME	0- 0	0- 0	0- 0				
0- 7	0- 0	0- 1	AWAY	0- 2	0- 4	0- 0				
0- 1	0- 0	0- 0	NEUTRAL	0- 1	0- 0	0- 0				
9- 2	0- 0	0- 0	CONFERENCE	0- 0	9- 2	9- 2				
5- 0	0- 0	0- 0	HOME	0- 0	5- 0	5- 0				
4- 2	0- 0	0- 0	AWAY	0- 0	4- 2	4- 2				
0- 0	0- 0	0- 0	NEUTRAL	0- 0	0- 0	0- 0				

RPI 1-25				RPI 26-50				RPI 51-100				RPI 101+				Team's RPI: 168
RPI	S	Opponent	Score	RPI	S	Opponent	Score	RPI	S	Opponent	Score	RPI	S	Opponent	Score	
				27	A	South Fla.	48 108	55	A	Oklahoma St.	66 94	102	A	South Ala.	65 69	
								61	N	Tol edo	76 81	105	A	Auburn	47 65	
								70	A	Indi ana	49 64	130	A	Bethune-Cookman	56 68	
												186	A	Wi sconsi n	74 77	
												244	A	Grambl ing	71 79	
												244	H	Grambl ing	63 44	
												245	A	Texas Southern	67 57	
												262	A	Prai ri e Vi ew	62 69	
												279	H	Al corn	64 56	
												306	H	Al abama A&M	77 62	
												309	A	Jackson St.	68 58	
												309	H	Jackson St.	86 76	
												317	H	Al abama St.	66 58	
												337	A	Ark. -Pi ne Bl uff	71 52	
												341	A	Mi ssi ssi ppi Val .	70 54	
-----																
LAST 12 Division I GAMES:																
				309	A	Jackson St.	68 58	337	A	Ark. -Pi ne Bl uff	71 52					
				244	A	Grambl ing	71 79	309	H	Jackson St.	86 76					
				279	H	Al corn	64 56	244	H	Grambl ing	63 44					
				306	H	Al abama A&M	77 62	262	A	Prai ri e Vi ew	62 69					
				317	H	Al abama St.	66 58	245	A	Texas Southern	67 57					
				341	A	Mi ssi ssi ppi Val .	70 54	61	N	Tol edo	76 81					

Non-Div I Games: Mobile 86 54

Southern U.

Average RPI Win:	262	WON-LOST	WINNING	LAST 10	STRENGTH OF	OPP. STRENGTH	TEAM	ADJ.	CONF.	ADJ CONF.
Average RPI Loss:	186	RECORD	PCT. RANK	GAMES	SCHEDULE	OF SCHEDULE	RPI	RPI	RPI	RPI
DIV. I ONLY	3- 19	326	2- 8	133	342	304	304	19	19	
DIV. I NON-CONF.	1- 10	327	0- 1	168	329	333	333	15	15	
-----										
TOTALS	RPI 1-25	RPI 26-50	W-L RECORDS	RPI 51-100	RPI 101-999	RPI 201+				
3- 19	0- 1	0- 0	OVERALL	0- 1	3- 17	2- 9				
2- 7	0- 0	0- 0	HOME	0- 1	2- 6	1- 3				
1- 12	0- 1	0- 0	AWAY	0- 0	1- 11	1- 6				
0- 0	0- 0	0- 0	NEUTRAL	0- 0	0- 0	0- 0				
1- 10	0- 1	0- 0	NON-CONFERENCE	0- 1	1- 8	1- 5				
1- 4	0- 0	0- 0	HOME	0- 1	1- 3	1- 1				
0- 6	0- 1	0- 0	AWAY	0- 0	0- 5	0- 4				
0- 0	0- 0	0- 0	NEUTRAL	0- 0	0- 0	0- 0				
2- 9	0- 0	0- 0	CONFERENCE	0- 0	2- 9	1- 4				
1- 3	0- 0	0- 0	HOME	0- 0	1- 3	0- 2				
1- 6	0- 0	0- 0	AWAY	0- 0	1- 6	1- 2				
0- 0	0- 0	0- 0	NEUTRAL	0- 0	0- 0	0- 0				

RPI 1-25				RPI 26-50				RPI 51-100				RPI 101+ Team's RPI: 304			
RPI	S	Opponent	Score	RPI	S	Opponent	Score	RPI	S	Opponent	Score	RPI	S	Opponent	Score
7	A	Oregon	38 98					69	H	UC Davis	59 85	119	A	BYU	67 75
												140	A	Weber St.	50 65
												140	H	Weber St.	64 77
												145	H	Binghamton	66 72
												162	A	Idaho	51 74
												172	A	Idaho St.	39 66
												172	H	Idaho St.	76 70
												177	H	UC Irvine	64 71
												195	A	Eastern Wash.	41 58
												213	A	San Diego	59 72
												222	A	Montana St.	71 91
												222	H	Montana St.	57 63
												226	A	Montana	71 81
												226	H	Montana	65 74
												240	H	CSU Bakersfield	45 46
												278	A	Grand Canyon	54 59
												281	A	Arizona	74 76
												291	H	Utah St.	70 67
												308	A	Utah Valley	61 69
												324	A	Northern Ariz.	60 57
-----															
LAST 12 Division I GAMES:															
172	A	Idaho St.	39 66	324	A	Northern Ariz.	60 57	140	H	Weber St.	64 77				
140	A	Weber St.	50 65	172	H	Idaho St.	76 70	226	A	Montana	71 81				
222	H	Montana St.	57 63	222	A	Montana St.	71 91	281	A	Arizona	74 76				
226	H	Montana	65 74												
195	A	Eastern Wash.	41 58												
162	A	Idaho	51 74												

Non-Div I Games:

Southern Utah

Average RPI Win:	229	WON-LOST	WINNING	LAST 10	STRENGTH OF	OPP. STRENGTH	TEAM	ADJ.	CONF.	ADJ CONF.
Average RPI Loss:	125	RECORD	PCT. RANK	GAMES	SCHEDULE	OF SCHEDULE	RPI	RPI	RPI	RPI
DIV. I ONLY	7- 17	282	2- 8	91	188	238	238	12	12	
DIV. I NON-CONF.	5- 8	220	0- 1	91	252	192	192	10	10	
-----										
TOTALS	RPI 1-25	RPI 26-50	W-L RECORDS	RPI 51-100	RPI 101-999	RPI 201+				
7- 17	0- 1	0- 2	OVERALL	1- 6	6- 8	5- 3				
5- 7	0- 1	0- 0	HOME	1- 2	4- 4	4- 0				
1- 10	0- 0	0- 2	AWAY	0- 4	1- 4	0- 3				
1- 0	0- 0	0- 0	NEUTRAL	0- 0	1- 0	1- 0				
5- 8	0- 1	0- 0	NON-CONFERENCE	1- 3	4- 4	3- 2				
3- 3	0- 1	0- 0	HOME	1- 1	2- 1	2- 0				
1- 5	0- 0	0- 0	AWAY	0- 2	1- 3	0- 2				
1- 0	0- 0	0- 0	NEUTRAL	0- 0	1- 0	1- 0				
2- 9	0- 0	0- 2	CONFERENCE	0- 3	2- 4	2- 1				
2- 4	0- 0	0- 0	HOME	0- 1	2- 3	2- 0				
0- 5	0- 0	0- 2	AWAY	0- 2	0- 1	0- 1				
0- 0	0- 0	0- 0	NEUTRAL	0- 0	0- 0	0- 0				

RPI 1-25				RPI 26-50				RPI 51-100				RPI 101+ Team's RPI: 238			
RPI	S	Opponent	Score	RPI	S	Opponent	Score	RPI	S	Opponent	Score	RPI	S	Opponent	Score
22	H	Buffalo	59 76	44	A	Dayton	59 80	61	H	Toledo	39 58	111	H	George Washington	56 63
				49	A	Duquesne	59 73	73	A	Fordham	48 72	128	H	Delaware	52 53
								77	A	Albany (NY)	52 69	136	A	Bucknell	59 48
								81	H	Penn St.	65 62	152	H	Davidson	68 75
								84	A	Navy	48 86	183	H	Saint Joseph's	64 70
								88	A	Saint Louis	55 78	198	A	Siena	62 70
								96	H	George Mason	63 76	209	H	Eastern Mich.	70 51
												229	H	Niagara	76 58
												231	A	Hofstra	68 71
												233	A	La Salle	63 66
												290	H	Massachusetts	69 59
												294	A	Canisius	69 71
												327	N	UMBC	63 54
												332	H	Rhode Island	81 70
LAST 12 Division I GAMES:															
111	H	George Washington	56 63	233	A	La Salle	63 66								
96	H	George Mason	63 76	44	A	Dayton	59 80								
49	A	Duquesne	59 73	290	H	Massachusetts	69 59								
73	A	Fordham	48 72	183	H	Saint Joseph's	64 70								
152	H	Davidson	68 75	88	A	Saint Louis	55 78								
332	H	Rhode Island	81 70	231	A	Hofstra	68 71								

Non-Div I Games:

St. Bonaventure

Average RPI Win:	284	WON-LOST	WINNING	LAST 10	STRENGTH OF	OPP. STRENGTH	TEAM	ADJ.	CONF.	ADJ CONF.
Average RPI Loss:	206	RECORD	PCT. RANK	GAMES	SCHEDULE	OF SCHEDULE	RPI	RPI	RPI	RPI
DIV. I ONLY	9- 13	225	5- 5	325	305	276	276	29	29	
DIV. I NON-CONF.	4- 7	226	0- 1	296	277	279	279	29	29	
-----										
TOTALS	RPI 1-25	RPI 26-50	W-L RECORDS	RPI 51-100	RPI 101-999	RPI 201+				
9- 13	0- 0	0- 0	OVERALL	0- 2	9- 11	8- 8				
6- 2	0- 0	0- 0	HOME	0- 0	6- 2	5- 2				
3- 10	0- 0	0- 0	AWAY	0- 2	3- 8	3- 5				
0- 1	0- 0	0- 0	NEUTRAL	0- 0	0- 1	0- 1				
4- 7	0- 0	0- 0	NON-CONFERENCE	0- 2	4- 5	3- 4				
3- 1	0- 0	0- 0	HOME	0- 0	3- 1	2- 1				
1- 5	0- 0	0- 0	AWAY	0- 2	1- 3	1- 2				
0- 1	0- 0	0- 0	NEUTRAL	0- 0	0- 1	0- 1				
5- 6	0- 0	0- 0	CONFERENCE	0- 0	5- 6	5- 4				
3- 1	0- 0	0- 0	HOME	0- 0	3- 1	3- 1				
2- 5	0- 0	0- 0	AWAY	0- 0	2- 5	2- 3				
0- 0	0- 0	0- 0	NEUTRAL	0- 0	0- 0	0- 0				

RPI 1-25				RPI 26-50				RPI 51-100				RPI 101+ Team's RPI: 276			
RPI	S	Opponent	Score	RPI	S	Opponent	Score	RPI	S	Opponent	Score	RPI	S	Opponent	Score
								59	A	St. John's (NY)	49 73	129	A	Saint Francis (PA)	75 90
								94	A	Seton Hall	50 84	148	A	Robert Morris	36 59
												180	A	Fla. Atlantic	60 80
												182	H	Army West Point	73 52
												215	H	Morehead St.	59 73
												216	N	Norfolk St.	51 52
												228	H	Loyola Maryland	64 47
												242	A	Howard	69 72
												252	A	Manhattan	54 57
												266	H	Fairleigh Dickinson	62 70
												277	A	LIU Brooklyn	59 61
												282	A	Bryant	63 73
												283	A	Mt. St. Mary's	75 56
												283	H	Mt. St. Mary's	82 73
												286	H	Sacred Heart	63 48
												289	A	Central Conn. St.	78 70
												319	A	Wagner	47 50
												319	H	Wagner	80 76
												338	H	Iona	72 63
												344	A	Saint Peter's	64 49
LAST 12 Division I GAMES:															
283	A	Mt. St. Mary's	75 56	319	H	Wagner	80 76								
319	A	Wagner	47 50	283	H	Mt. St. Mary's	82 73								
286	H	Sacred Heart	63 48	148	A	Robert Morris	36 59								
266	H	Fairleigh Dickinson	62 70	129	A	Saint Francis (PA)	75 90								
282	A	Bryant	63 73	277	A	LIU Brooklyn	59 61								
289	A	Central Conn. St.	78 70	215	H	Morehead St.	59 73								

Non-Div I Games:

St. Francis Brooklyn

Average RPI	Win:	119	WON-LOST	WINNING	LAST 10	STRENGTH OF	OPP. STRENGTH	TEAM	ADJ.	CONF.	ADJ CONF.
Average RPI	Loss:	71	RECORD	PCT. RANK	GAMES	SCHEDULE	OF SCHEDULE	RPI	RPI	RPI	RPI
DIV. I ONLY		14- 10	124	2- 3	22	52	59	59	6	6	
DIV. I NON-CONF.		7- 4	102	0- 1	5	83	29	29	6	6	
-----											
TOTALS	RPI 1-25		RPI 26-50		W-L RECORDS	RPI 51-100	RPI 101-999		RPI 201+		
14- 10	0- 3		3- 3		OVERALL	4- 2	7- 2		3- 0		
9- 3	0- 1		2- 0		HOME	2- 1	5- 1		2- 0		
4- 5	0- 1		1- 2		AWAY	2- 1	1- 1		1- 0		
1- 2	0- 1		0- 1		NEUTRAL	0- 0	1- 0		0- 0		
7- 4	0- 2		1- 1		NON-CONFERENCE	2- 1	4- 0		1- 0		
4- 2	0- 1		0- 0		HOME	1- 1	3- 0		1- 0		
2- 0	0- 0		1- 0		AWAY	1- 0	0- 0		0- 0		
1- 2	0- 1		0- 1		NEUTRAL	0- 0	1- 0		0- 0		
7- 6	0- 1		2- 2		CONFERENCE	2- 1	3- 2		2- 0		
5- 1	0- 0		2- 0		HOME	1- 0	2- 1		1- 0		
2- 5	0- 1		0- 2		AWAY	1- 1	1- 1		1- 0		
0- 0	0- 0		0- 0		NEUTRAL	0- 0	0- 0		0- 0		

RPI 1-25				RPI 26-50				RPI 51-100				Team's RPI: 59	RPI 101+			
RPI	S	Opponent	Score	RPI	S	Opponent	Score	RPI	S	Opponent	Score		RPI	S	Opponent	Score
21	N	South Carolina	58 76	26	H	Villanova	70 64	73	H	Fordham	64 67		109	N	Western Mich.	76 48
22	H	Buffalo	72 73	27	N	South Fla.	59 68	77	A	Albany (NY)	71 66		125	H	Georgetown	64 41
24	A	DePaul	67 76	32	A	Marquette	72 74	82	H	James Madison	81 64		137	H	William & Mary	92 81
				38	A	Creighton	39 53	94	A	Seton Hall	57 62		139	H	Kansas	65 53
				38	H	Creighton	72 65	97	A	Butler	73 55		187	A	Providence	68 70
				50	A	Miami (FL)	74 64	97	H	Butler	76 38		187	H	Providence	44 49
													208	A	Xavier	67 63
													208	H	Xavier	70 36
													276	H	St. Francis Brooklyn	73 49
-----																
LAST 12 Division I GAMES:																
				27	N	South Fla.	59 68	26	H	Villanova	70 64					
				208	H	Xavier	70 36	125	H	Georgetown	64 41					
				97	H	Butler	76 38	97	A	Butler	73 55					
				187	A	Providence	68 70	208	A	Xavier	67 63					
				38	A	Creighton	39 53	38	H	Creighton	72 65					
				94	A	Seton Hall	57 62	187	H	Providence	44 49					

Non-Div I Games:

St. John's (NY)

Average RPI Win: 123		WON-LOST	WINNING	LAST 10	STRENGTH OF	OPP. STRENGTH	TEAM	ADJ.	CONF.	ADJ CONF.
Average RPI Loss: 22		RECORD	PCT. RANK	GAMES	SCHEDULE	OF SCHEDULE	RPI	RPI	RPI	RPI
DIV. I ONLY		16- 8	78	8- 2	4	17	12	12	4	4
DIV. I NON-CONF.		6- 6	170	0- 0	4	16	41	41	3	3
-----										
TOTALS		RPI 1-25		RPI 26-50	W-L RECORDS		RPI 51-100	RPI 101-999	RPI 201+	
16- 8		2- 6		2- 1	OVERALL		5- 0	7- 1	4- 0	
9- 2		1- 1		1- 0	HOME		3- 0	4- 1	3- 0	
5- 4		1- 3		1- 1	AWAY		1- 0	2- 0	1- 0	
2- 2		0- 2		0- 0	NEUTRAL		1- 0	1- 0	0- 0	
6- 6		0- 5		0- 0	NON-CONFERENCE		2- 0	4- 1	2- 0	
3- 2		0- 1		0- 0	HOME		1- 0	2- 1	2- 0	
1- 2		0- 2		0- 0	AWAY		0- 0	1- 0	0- 0	
2- 2		0- 2		0- 0	NEUTRAL		1- 0	1- 0	0- 0	
10- 2		2- 1		2- 1	CONFERENCE		3- 0	3- 0	2- 0	
6- 0		1- 0		1- 0	HOME		2- 0	2- 0	1- 0	
4- 2		1- 1		1- 1	AWAY		1- 0	1- 0	1- 0	
0- 0		0- 0		0- 0	NEUTRAL		0- 0	0- 0	0- 0	

RPI	S	Opponent	Score	RPI	S	Opponent	Score	RPI	S	Opponent	Score	RPI	S	Opponent	Score
1	N	UConn	53 78	33	A	Arizona St.	66 73	51	A	Southern Cal i fornia	59 55	106	H	Western Ill.	64 71
5	A	Ohio St.	64 85	33	H	Arizona St.	74 50	51	H	Southern Cal i fornia	72 65	138	N	Kent St.	79 54
5	N	Ohio St.	82 94	48	A	Oregon St.	60 57	68	N	Belmont	74 53	166	A	San Franci sco	86 66
7	A	Oregon	78 65					83	H	Washington St.	70 57	171	H	Washing ton	71 45
8	A	UCLA	53 64					100	H	UNLV	74 33	240	H	CSU Bakersfi el d	57 34
8	H	UCLA	76 65									243	H	UC Ri versi de	53 43
9	A	Bayl or	57 81									281	A	Ari zona	61 46
11	H	Tennessee	71 83									281	H	Ari zona	79 42
-----															
LAST 12 Di v i s i o n I GAMES:															
7	A	Oregon	78 65	171	H	Washington	71 45								
48	A	Oregon St.	60 57	83	H	Washington St.	70 57								
281	H	Ari zona	79 42	33	A	Ari zona St.	66 73								
33	H	Ari zona St.	74 50	281	A	Ari zona	61 46								
8	A	UCLA	53 64	51	H	Southern Cal i fornia	72 65								
51	A	Southern Cal i fornia	59 55	8	H	UCLA	76 65								

Non-Di v I Games:

Stanford

# Stetson

S  
t  
e  
t  
s  
o  
n

Average RPI Win:	273	WON-LOST	WINNING	LAST 10	STRENGTH OF	OPP. STRENGTH	TEAM	ADJ.	CONF.	ADJ CONF.
Average RPI Loss:	128	RECORD	PCT. RANK	GAMES	SCHEDULE	OF SCHEDULE	RPI	RPI	RPI	RPI
DIV. I ONLY	12- 11	165	5- 5	267	238	210	210	20	20	
DIV. I NON-CONF.	7- 5	132	0- 1	333	245	225	225	24	24	
-----										
TOTALS	RPI 1-25	RPI 26-50	W-L RECORDS	RPI 51-100	RPI 101-999	RPI 201+				
12- 11	0- 0	0- 1	OVERALL	0- 4	12- 6	10- 1				
6- 5	0- 0	0- 0	HOME	0- 1	6- 4	6- 0				
6- 6	0- 0	0- 1	AWAY	0- 3	6- 2	4- 1				
0- 0	0- 0	0- 0	NEUTRAL	0- 0	0- 0	0- 0				
7- 5	0- 0	0- 1	NON-CONFERENCE	0- 1	7- 3	7- 1				
4- 1	0- 0	0- 0	HOME	0- 0	4- 1	4- 0				
3- 4	0- 0	0- 1	AWAY	0- 1	3- 2	3- 1				
0- 0	0- 0	0- 0	NEUTRAL	0- 0	0- 0	0- 0				
5- 6	0- 0	0- 0	CONFERENCE	0- 3	5- 3	3- 0				
2- 4	0- 0	0- 0	HOME	0- 1	2- 3	2- 0				
3- 2	0- 0	0- 0	AWAY	0- 2	3- 0	1- 0				
0- 0	0- 0	0- 0	NEUTRAL	0- 0	0- 0	0- 0				

RPI 1-25	RPI 26-50	RPI 51-100	RPI 101+	Team's RPI: 210
RPI S Opponent Score	RPI S Opponent Score	RPI S Opponent Score	RPI S Opponent Score	Score
	37  Syracuse 70  81	72  Harvard 53  60	118  Yale 71  77	
		76  Maine 56  64	145  Binghamton 67 59	
		77  Albany (NY) 58  64	145  Binghamton 64  69	
		77  Albany (NY) 68  72	158  Hartford 66 58	
			158  Hartford 68  75	
			185  New Hampshire 50  51	
			191  Northwestern 36  68	
			231  Hofstra 73 49	
			252  Manhattan 74 59	
			266  Fairfield Dickinson 56 51	
			270  Cornell 40  48	
			287  Vermont 80 57	
			289  Central Conn. St. 60 55	
			319  Wagner 69 50	
			320  Ga. Southern 68 49	
			327  UMBC 69 44	
			338  Iona 63 46	
			346  UMass Lowell 59 50	
LAST 12 Division I GAMES:				
145  Binghamton 64  69	145  Binghamton 67 59			
158  Hartford 66 58	287  Vermont 80 57			
327  UMBC 69 44	77  Albany (NY) 68  72			
77  Albany (NY) 58  64	158  Hartford 68  75			
346  UMass Lowell 59 50	76  Maine 56  64			
185  New Hampshire 50  51	72  Harvard 53  60			

Non-Div I Games: Farmingdale St. 76 25

Stony Brook



Average RPI Win:	166	WON-LOST	WINNING	LAST 10	STRENGTH OF	OPP. STRENGTH	TEAM	ADJ.	CONF.	ADJ CONF.
Average RPI Loss:	24	RECORD	PCT. RANK	GAMES	SCHEDULE	OF SCHEDULE	RPI	RPI	RPI	RPI
DIV. I ONLY	17- 7	62	5- 5	47	24	37	37	1	1	
DIV. I NON-CONF.	12- 1	6	1- 0	164	99	34	34	1	1	
-----										
TOTALS	RPI 1-25	RPI 26-50	W-L RECORDS	RPI 51-100	RPI 101-999	RPI 201+				
17- 7	1- 4	0- 2	OVERALL	3- 1	13- 0	5- 0				
11- 2	1- 1	0- 0	HOME	2- 1	8- 0	4- 0				
3- 4	0- 2	0- 2	AWAY	1- 0	2- 0	0- 0				
3- 1	0- 1	0- 0	NEUTRAL	0- 0	3- 0	1- 0				
12- 1	0- 1	0- 0	NON-CONFERENCE	2- 0	10- 0	5- 0				
7- 0	0- 0	0- 0	HOME	1- 0	6- 0	4- 0				
2- 0	0- 0	0- 0	AWAY	1- 0	1- 0	0- 0				
3- 1	0- 1	0- 0	NEUTRAL	0- 0	3- 0	1- 0				
5- 6	1- 3	0- 2	CONFERENCE	1- 1	3- 0	0- 0				
4- 2	1- 1	0- 0	HOME	1- 1	2- 0	0- 0				
1- 4	0- 2	0- 2	AWAY	0- 0	1- 0	0- 0				
0- 0	0- 0	0- 0	NEUTRAL	0- 0	0- 0	0- 0				

RPI 1-25				RPI 26-50				Team's RPI: 37				RPI 51-100				RPI 101+			
RPI	S	Opponent	Score	RPI	S	Opponent	Score	RPI	S	Opponent	Score	RPI	S	Opponent	Score	RPI	S	Opponent	Score
2	A	Notre Dame	72 87	28	A	Virginia	63 68	57	H	Drexel	72 62	111	A	George Washington	74 62				
3	N	Mississippi St.	65 76	50	A	Miami (FL)	67 72	63	H	Virginia Tech	64 73	123	N	Vanderbilt	84 78				
4	H	Louisville	77 84					65	H	Georgia Tech	88 77	146	H	Pittsburgh	70 52				
6	H	Florida St.	76 69					100	A	UNLV	69 55	149	H	Clemson	86 51				
19	A	NC State	56 60									158	H	Hartford	75 63				
												186	N	Wisconsin	77 74				
												191	H	Northwestern	81 74				
												197	A	Boston College	75 57				
												210	H	Stony Brook	81 70				
												271	H	Colgate	79 39				
												275	H	Morgan St.	95 68				
												280	N	Coastal Caro.	69 57				
												303	H	UMES	68 45				
LAST 12 Division I GAMES:																			
4	H	Louisville	77 84	19	A	NC State	56 60												
63	H	Virginia Tech	64 73	6	H	Florida St.	76 69												
197	A	Boston College	75 57	65	H	Georgia Tech	88 77												
149	H	Clemson	86 51	28	A	Virginia	63 68												
146	H	Pittsburgh	70 52	2	A	Notre Dame	72 87												
50	A	Miami (FL)	67 72	100	A	UNLV	69 55												

TCU		Average RPI Win: 159	WON-LOST RECORD	WINNING PCT. RANK	LAST 10 GAMES	STRENGTH OF SCHEDULE	OPP. STRENGTH OF SCHEDULE	TEAM RPI	ADJ. RPI	CONF. RPI	ADJ CONF. RPI
Average RPI Loss: 61											
DIV. I ONLY		16- 6	57	7- 3	101	42	54	54	5	5	
DIV. I NON-CONF.		9- 2	34	1- 0	204	201	80	80	5	5	
-----											
TOTALS	RPI 1-25	RPI 26-50		W-L RECORDS		RPI 51-100	RPI 101-999	RPI 201+			
16- 6	1- 2	1- 1		OVERALL		3- 1	11- 2	6- 0			
10- 2	1- 0	1- 0		HOME		1- 1	7- 1	4- 0			
4- 4	0- 2	0- 1		AWAY		2- 0	2- 1	1- 0			
2- 0	0- 0	0- 0		NEUTRAL		0- 0	2- 0	1- 0			
9- 2	0- 1	0- 0		NON-CONFERENCE		1- 0	8- 1	5- 0			
6- 1	0- 0	0- 0		HOME		1- 0	5- 1	3- 0			
1- 1	0- 1	0- 0		AWAY		0- 0	1- 0	1- 0			
2- 0	0- 0	0- 0		NEUTRAL		0- 0	2- 0	1- 0			
7- 4	1- 1	1- 1		CONFERENCE		2- 1	3- 1	1- 0			
4- 1	1- 0	1- 0		HOME		0- 1	2- 0	1- 0			
3- 3	0- 1	0- 1		AWAY		2- 0	1- 1	0- 0			
0- 0	0- 0	0- 0		NEUTRAL		0- 0	0- 0	0- 0			

RPI 1-25				RPI 26-50				RPI 51-100				RPI 101+			
RPI	S	Opponent	Score	RPI	S	Opponent	Score	RPI	S	Opponent	Score	RPI	S	Opponent	Score
10	A	Texas	65 92	30	A	Oklahoma	71 84	53	A	West Virginia	76 74	117	A	Iowa St.	75 52
10	H	Texas	79 77	30	H	Oklahoma	62 58	53	H	West Virginia	82 87	118	H	Yale	72 82
15	A	Texas A&M	58 71					89	A	Kansas St.	68 63	139	A	Kansas	77 86
								99	H	Alabama	88 67	139	H	Kansas	76 66
												143	H	Texas St.	82 58
												162	N	Idaho	86 76
												178	H	Hampton	90 68
												205	H	Oral Roberts	72 58
												214	A	SMU	64 58
												221	H	Texas Tech	93 72
												281	N	Arizona	68 59
												284	H	Southeastern La.	112 62
												325	H	Northwestern St.	89 51
-----															
LAST 12 Division I GAMES:															
10	A	Texas	65 92	10	H	Texas	79 77	221	H	Texas Tech	93 72				
117	A	Iowa St.	75 52	30	A	Oklahoma	71 84	30	A	Oklahoma	71 84				
30	H	Oklahoma	62 58	89	A	Kansas St.	68 63	139	A	Kansas	77 86				
89	A	Kansas St.	76 66	53	H	West Virginia	82 87	53	H	West Virginia	82 87				
139	H	Kansas	76 66	178	H	Hampton	90 68	178	H	Hampton	90 68				
53	A	West Virginia	76 74												

Non-Div I Games:

TCU

Average RPI	Win:	220	WON-LOST	WINNING	LAST 10	STRENGTH OF	OPP. STRENGTH	TEAM	ADJ.	CONF.	ADJ CONF.
Average RPI	Loss:	64	RECORD	PCT. RANK	GAMES	SCHEDULE	OF SCHEDULE	RPI	RPI	RPI	RPI
DIV. I ONLY		10- 12		205	2- 8	82	70	175	175	8	8
DIV. I NON-CONF.		8- 5		111	1- 2	181	98	173	173	7	7
-----											
TOTALS	RPI 1-25		RPI 26-50		W-L RECORDS	RPI 51-100		RPI 101-999		RPI 201+	
10- 12	0- 3		0- 5		OVERALL	1- 1		9- 3		5- 1	
8- 8	0- 3		0- 3		HOME	1- 1		7- 1		3- 0	
2- 4	0- 0		0- 0		AWAY	0- 0		2- 0		2- 0	
0- 0	0- 0		0- 0		NEUTRAL	0- 0		0- 0		0- 0	
8- 5	0- 2		0- 1		NON-CONFERENCE	1- 1		7- 1		4- 0	
6- 5	0- 2		0- 1		HOME	1- 1		5- 1		2- 0	
2- 0	0- 0		0- 0		AWAY	0- 0		2- 0		2- 0	
0- 0	0- 0		0- 0		NEUTRAL	0- 0		0- 0		0- 0	
2- 7	0- 1		0- 4		CONFERENCE	0- 0		2- 2		1- 1	
2- 3	0- 1		0- 2		HOME	0- 0		2- 0		1- 0	
0- 4	0- 0		0- 2		AWAY	0- 0		0- 2		0- 1	
0- 0	0- 0		0- 0		NEUTRAL	0- 0		0- 0		0- 0	

RPI 1-25				RPI 26-50				RPI 51-100				RPI 101+ Team's RPI: 175			
RPI	S	Opponent	Score	RPI	S	Opponent	Score	RPI	S	Opponent	Score	RPI	S	Opponent	Score
1	H	UConn	57 113	26	H	Villanova	65 69	72	H	Harvard	86 64	121	H	Ole Miss	48 64
14	H	Rutgers	67 84	27	A	South Fla.	60 76	90	H	Penn	59 74	142	A	Cincinnati	72 80
21	H	South Carolina	60 87	27	H	South Fla.	73 89					169	H	Tulsa	76 75
				43	H	Houston	75 99					170	H	Marist	83 77
				47	A	UCF	46 76					178	H	Hampton	65 56
												183	H	Saint Joseph's	69 66
												214	A	SMU	56 60
												214	H	SMU	55 52
												233	A	La Salle	69 52
												319	H	Wagner	70 36
												328	H	Delaware St.	96 72
												338	A	Iona	59 54
LAST 12 Division I GAMES:															
169	H	Tulsa	76 75	142	A	Cincinnati	72 80								
214	A	SMU	56 60	27	H	South Fla.	73 89								
27	A	South Fla.	60 76	214	H	SMU	55 52								
90	H	Penn	59 74	47	A	UCF	46 76								
1	H	UConn	57 113	21	H	South Carolina	60 87								
43	H	Houston	75 99	170	H	Marist	83 77								

Non-Div I Games:

Temple

Average RPI Win:	113	WON-LOST	WINNING	LAST 10	STRENGTH OF	OPP. STRENGTH	TEAM	ADJ.	CONF.	ADJ CONF.
Average RPI Loss:	11	RECORD	PCT. RANK	GAMES	SCHEDULE	OF SCHEDULE	RPI	RPI	RPI	RPI
DIV. I ONLY	19- 4	16	6- 4	19	6	11	11	2	2	
DIV. I NON-CONF.	12- 1	6	1- 1	31	30	4	4	2	2	
-----										
TOTALS	RPI 1-25	RPI 26-50	W-L RECORDS	RPI 51-100	RPI 101-999	RPI 201+				
19- 4	4- 4	1- 0	OVERALL	3- 0	11- 0	2- 0				
11- 1	2- 1	0- 0	HOME	1- 0	8- 0	1- 0				
5- 3	2- 3	0- 0	AWAY	0- 0	3- 0	1- 0				
3- 0	0- 0	1- 0	NEUTRAL	2- 0	0- 0	0- 0				
12- 1	2- 1	1- 0	NON-CONFERENCE	3- 0	6- 0	2- 0				
7- 0	1- 0	0- 0	HOME	1- 0	5- 0	1- 0				
2- 1	1- 1	0- 0	AWAY	0- 0	1- 0	1- 0				
3- 0	0- 0	1- 0	NEUTRAL	2- 0	0- 0	0- 0				
7- 3	2- 3	0- 0	CONFERENCE	0- 0	5- 0	0- 0				
4- 1	1- 1	0- 0	HOME	0- 0	3- 0	0- 0				
3- 2	1- 2	0- 0	AWAY	0- 0	2- 0	0- 0				
0- 0	0- 0	0- 0	NEUTRAL	0- 0	0- 0	0- 0				

RPI 1-25				RPI 26-50				RPI 51-100				RPI 101+			
RPI	S	Opponent	Score	RPI	S	Opponent	Score	RPI	S	Opponent	Score	RPI	S	Opponent	Score
2	A	Notre Dame	70 84	32	N	Marquette	101 99	55	N	Oklahoma St.	79 69	105	H	Auburn	70 59
3	H	Mississippi St.	52 71					71	N	South Dakota	69 49	108	A	Kentucky	63 49
10	H	Texas	82 75					82	H	James Madison	89 60	120	H	Central Ark.	77 34
12	A	Stanford	83 71									121	H	Ole Miss	75 66
15	A	Texas A&M	76 79									123	A	Vanderbilt	74 64
15	H	Texas A&M	82 67									123	H	Vanderbilt	86 73
21	A	South Carolina	86 70									144	H	ETSU	87 49
25	A	LSU	59 70									155	H	Wichita St.	68 56

Average RPI Win:	312	WON-LOST	WINNING	LAST 10	STRENGTH OF	OPP. STRENGTH	TEAM	ADJ.	CONF.	ADJ CONF.
Average RPI Loss:	202	RECORD	PCT. RANK	GAMES	SCHEDULE	OF SCHEDULE	RPI	RPI	RPI	RPI
DIV. I ONLY	4- 16	311	3- 7	307	304	336	336	26	26	
DIV. I NON-CONF.	1- 7	310	0- 0	174	291	325	325	27	27	
-----										
TOTALS	RPI 1-25	RPI 26-50	W-L RECORDS	RPI 51-100	RPI 101-999	RPI 201+				
4- 16	0- 1	0- 1	OVERALL	0- 0	4- 14	4- 9				
3- 8	0- 0	0- 1	HOME	0- 0	3- 7	3- 4				
1- 8	0- 1	0- 0	AWAY	0- 0	1- 7	1- 5				
0- 0	0- 0	0- 0	NEUTRAL	0- 0	0- 0	0- 0				
1- 7	0- 1	0- 1	NON-CONFERENCE	0- 0	1- 5	1- 3				
1- 4	0- 0	0- 1	HOME	0- 0	1- 3	1- 2				
0- 3	0- 1	0- 0	AWAY	0- 0	0- 2	0- 1				
0- 0	0- 0	0- 0	NEUTRAL	0- 0	0- 0	0- 0				
3- 9	0- 0	0- 0	CONFERENCE	0- 0	3- 9	3- 6				
2- 4	0- 0	0- 0	HOME	0- 0	2- 4	2- 2				
1- 5	0- 0	0- 0	AWAY	0- 0	1- 5	1- 4				
0- 0	0- 0	0- 0	NEUTRAL	0- 0	0- 0	0- 0				

RPI 1-25				RPI 26-50				RPI 51-100				RPI 101+ Team's RPI: 336			
RPI	S	Opponent	Score	RPI	S	Opponent	Score	RPI	S	Opponent	Score	RPI	S	Opponent	Score
4	A	Louisville	56 95	40	H	Ball St.	65 85					133	A	SIUE	63 74
												133	H	SIUE	76 88
												174	H	Jacksonville St.	56 75
												179	A	Memphis	75 79
												194	H	Troy	66 95
												211	A	UT Martin	68 80
												212	A	Arkansas St.	62 68
												215	A	Morehead St.	81 97
												220	A	Southeast Mo. St.	66 71
												227	H	Austin Peay	59 75
												260	H	Lipscomb	71 64
												306	H	Alabama A&M	75 77
												307	H	Murray St.	73 85
												312	A	Eastern Ky.	59 58
												329	H	Tennessee Tech	76 66
												331	H	Marshall	65 71
												347	A	Eastern Ill.	59 66
												347	H	Eastern Ill.	86 68
LAST 12 Division I GAMES:															
312	A	Eastern Ky.	59 58	133	A	SIUE	63 74								
215	A	Morehead St.	81 97	347	A	Eastern Ill.	59 66								
347	H	Eastern Ill.	86 68	329	H	Tennessee Tech	76 66								
133	H	SIUE	76 88	174	H	Jacksonville St.	56 75								
307	H	Murray St.	73 85	220	A	Southeast Mo. St.	66 71								
227	H	Austin Peay	59 75	211	A	UT Martin	68 80								

Non-Div I Games: Fisk 93 48

Tennessee St.

Average RPI Win:	304	WON-LOST	WINNING	LAST 10	STRENGTH OF	OPP. STRENGTH	TEAM	ADJ.	CONF.	ADJ CONF.
Average RPI Loss:	184	RECORD	PCT. RANK	GAMES	SCHEDULE	OF SCHEDULE	RPI	RPI	RPI	RPI
DIV. I ONLY	3- 18	323	2- 8	217	319	329	329	26	26	
DIV. I NON-CONF.	1- 8	313	0- 0	98	232	288	288	27	27	
-----										
TOTALS	RPI 1-25	RPI 26-50	W-L RECORDS	RPI 51-100	RPI 101-999	RPI 201+				
3- 18	0- 1	0- 0	OVERALL	0- 3	3- 14	3- 9				
2- 8	0- 0	0- 0	HOME	0- 1	2- 7	2- 6				
1- 10	0- 1	0- 0	AWAY	0- 2	1- 7	1- 3				
0- 0	0- 0	0- 0	NEUTRAL	0- 0	0- 0	0- 0				
1- 8	0- 1	0- 0	NON-CONFERENCE	0- 2	1- 5	1- 1				
1- 3	0- 0	0- 0	HOME	0- 1	1- 2	1- 1				
0- 5	0- 1	0- 0	AWAY	0- 1	0- 3	0- 0				
0- 0	0- 0	0- 0	NEUTRAL	0- 0	0- 0	0- 0				
2- 10	0- 0	0- 0	CONFERENCE	0- 1	2- 9	2- 8				
1- 5	0- 0	0- 0	HOME	0- 0	1- 5	1- 5				
1- 5	0- 0	0- 0	AWAY	0- 1	1- 4	1- 3				
0- 0	0- 0	0- 0	NEUTRAL	0- 0	0- 0	0- 0				

RPI 1-25				RPI 26-50				RPI 51-100				RPI 101+				Team's RPI: 329
RPI	S	Opponent	Score	RPI	S	Opponent	Score	RPI	S	Opponent	Score	RPI	S	Opponent	Score	
20	A	Georgia	48 56					64	H	IUPUI	54 68	108	A	Kentucky	54 82	
								68	A	Belmont	59 78	131	A	Middle Tenn.	44 58	
								93	A	Wright St.	59 82	133	A	SIUE	58 65	
												144	A	ETSU	55 74	
												162	H	Radford	41 60	
												211	H	UT Martin	51 67	
												215	A	Morehead St.	51 53	
												215	H	Morehead St.	67 74	
												220	H	Southeast Mo. St.	66 70	
												227	H	Austin Peay	63 59	
												260	H	Lipscomb	57 61	
												307	H	Murray St.	63 72	
												312	A	Eastern Ky.	53 55	
												312	H	Eastern Ky.	68 76	
												336	A	Tennessee St.	66 76	
												339	H	Winthrop	70 41	
												347	A	Eastern Ill.	60 57	
-----																
LAST 12 Division I GAMES:																
347	A	Eastern Ill.	60 57	307	H	Murray St.	63 72									
133	A	SIUE	58 65	227	H	Austin Peay	63 59									
211	H	UT Martin	51 67	336	A	Tennessee St.	66 76									
220	H	Southeast Mo. St.	66 70	68	A	Belmont	59 78									
215	A	Morehead St.	51 53	312	H	Eastern Ky.	68 76									
312	A	Eastern Ky.	53 55	215	H	Morehead St.	67 74									

Non-Div I Games: Cumberland (TN) 83 52 Tenn. Wesleyan 84 66

Tennessee Tech

Average RPI Win: 127

Average RPI Loss: 19

WON-LOST  
RECORDWINNING  
PCT. RANKLAST 10  
GAMESSTRENGTH OF  
SCHEDULEOPP. STRENGTH  
OF SCHEDULETEAM  
RPIADJ.  
RPICONF.  
RPIADJ CONF.  
RPIDIV. I ONLY  
DIV. I NON-CONF.19- 4  
9- 216  
347- 3  
0- 116  
3828  
2910  
2010  
205  
55  
5

TOTALS

RPI 1-25

RPI 26-50

W-L RECORDS

RPI 51-100

RPI 101-999

RPI 201+

19- 4

3- 3

1- 0

OVERALL

5- 1

10- 0

4- 0

11- 1

1- 1

0- 0

HOME

3- 0

7- 0

3- 0

6- 3

1- 2

1- 0

AWAY

2- 1

2- 0

1- 0

2- 0

1- 0

0- 0

NEUTRAL

0- 0

1- 0

0- 0

9- 2

3- 2

0- 0

NON-CONFERENCE

0- 0

6- 0

3- 0

6- 1

1- 1

0- 0

HOME

0- 0

5- 0

3- 0

1- 1

1- 1

0- 0

AWAY

0- 0

0- 0

0- 0

2- 0

1- 0

0- 0

NEUTRAL

0- 0

1- 0

0- 0

10- 2

0- 1

1- 0

CONFERENCE

5- 1

4- 0

1- 0

5- 0

0- 0

0- 0

HOME

3- 0

2- 0

0- 0

5- 2

0- 1

1- 0

AWAY

2- 1

2- 0

1- 0

0- 0

0- 0

0- 0

NEUTRAL

0- 0

0- 0

0- 0

RPI 1-25

Team's RPI: 10

RPI 26-50

RPI 51-100

RPI 101+

RPI	S	Opponent	Score
1	H	UConn	71 75
6	H	Florida St.	87 72
9	A	Baylor	56 81
11	A	Tennessee	75 82
20	A	Georgia	81 53
25	N	LSU	75 66

RPI	S	Opponent	Score
30	A	Oklahoma	88 78

RPI	S	Opponent	Score
53	A	West Virginia	73 55
53	H	West Virginia	79 58
54	A	TCU	77 79
54	H	TCU	92 65
55	H	Oklahoma St.	84 79
89	A	Kansas St.	75 64

RPI	S	Opponent	Score
117	H	Iowa St.	87 55
139	A	Kansas	55 41
139	H	Kansas	79 62
156	H	Stetson	95 59
171	N	Washington	92 68
192	H	Louisiana Tech	88 54
221	A	Texas Tech	90 39
272	H	McNeese	100 34
305	H	UTSA	120 70
325	H	Northwestern St.	68 44

LAST 12 Division I GAMES:

53	A	West Virginia	73 55	1	H	UConn	71 75
54	H	TCU	92 65	139	H	Kansas	79 62
139	A	Kansas	55 41	54	A	TCU	77 79
117	H	Iowa St.	87 55	89	A	Kansas St.	75 64
9	A	Baylor	56 81	55	H	Oklahoma St.	84 79
221	A	Texas Tech	90 39	53	H	West Virginia	79 58

Non-Div I Games:

Texas

■ Loss, 
 ■ Non-Conf, S Site, 
 ■ Home 
 ■ Away 
 N Neutral

Average RPI		Win: 121	WON-LOST	WINNING	LAST 10	STRENGTH OF		OPP. STRENGTH	TEAM	ADJ.	CONF.	ADJ CONF.
Loss: 20			RECORD	PCT. RANK	GAMES	SCHEDULE		OF SCHEDULE	RPI	RPI	RPI	RPI
DIV. I ONLY			18- 6	45	7- 3	8		37	15	15	2	2
DIV. I NON-CONF.			11- 3	46	1- 1	16		66	26	26	2	2
-----												
TOTALS		RPI 1-25		RPI 26-50		W-L RECORDS		RPI 51-100	RPI 101-999		RPI 201+	
18- 6		2- 5		1- 0		OVERALL		3- 1	12- 0		4- 0	
12- 3		2- 2		1- 0		HOME		1- 1	8- 0		2- 0	
5- 2		0- 2		0- 0		AWAY		2- 0	3- 0		1- 0	
1- 1		0- 1		0- 0		NEUTRAL		0- 0	1- 0		1- 0	
11- 3		0- 2		1- 0		NON-CONFERENCE		2- 1	8- 0		4- 0	
8- 2		0- 1		1- 0		HOME		1- 1	6- 0		2- 0	
2- 0		0- 0		0- 0		AWAY		1- 0	1- 0		1- 0	
1- 1		0- 1		0- 0		NEUTRAL		0- 0	1- 0		1- 0	
7- 3		2- 3		0- 0		CONFERENCE		1- 0	4- 0		0- 0	
4- 1		2- 1		0- 0		HOME		0- 0	2- 0		0- 0	
3- 2		0- 2		0- 0		AWAY		1- 0	2- 0		0- 0	
0- 0		0- 0		0- 0		NEUTRAL		0- 0	0- 0		0- 0	

RPI	S	Opponent	Score	RPI	S	Opponent	Score	RPI	S	Opponent	Score	RPI	S	Opponent	Score
7	H	Oregon	68 83	43	H	Houston	83 65	51	A	Southern California	75 74	105	A	Auburn	82 73
7	N	Oregon	62 84					53	H	West Virginia	56 70	105	H	Auburn	78 59
11	A	Tennessee	67 82					54	H	TCU	71 58	107	H	Rice	82 76
11	H	Tennessee	79 76					99	A	Alabama	73 54	108	H	Kentucky	74 70
20	H	Georgia	84 92									120	H	Central Ark.	72 61
21	A	South Carolina	59 61									123	A	Vanderbilt	91 67
25	H	LSU	69 59									126	H	Little Rock	66 49
												150	H	Louisiana	83 62
												214	H	SMU	79 57
												221	A	Texas Tech	90 56
												253	N	Hawaii	103 59
												262	H	Prairie View	98 70
-----															
LAST 12 Division I GAMES:															
105	H	Auburn	78 59	11	H	Tennessee	79 76	105	A	Auburn	82 73	108	H	Kentucky	74 70
11	A	Tennessee	67 82	21	A	South Carolina	59 61	214	H	SMU	79 57	7	N	Oregon	62 84
123	A	Vanderbilt	91 67	20	H	Georgia	84 92								
25	H	LSU	69 59												
99	A	Alabama	73 54												

Non-Div I Games:

Texas A&amp;M



Average RPI Win: 302		WON-LOST RECORD	WINNING PCT. RANK	LAST 10 GAMES	STRENGTH OF SCHEDULE	OPP. STRENGTH OF SCHEDULE	TEAM RPI	ADJ. RPI	CONF. RPI	ADJ CONF. RPI
Average RPI Loss: 171										
DIV. I ONLY		10- 9	155	0- 1	339	314	245	245	32	32
DIV. I NON-CONF.		3- 6	239	0- 0	281	197	245	245	32	32
TOTALS		RPI 1-25	RPI 26-50	W-L RECORDS		RPI 51-100	RPI 101-999	RPI 201+		
10- 9	0- 0		0- 0	OVERALL		0- 0	10- 9	10- 3		
3- 3	0- 0		0- 0	HOME		0- 0	3- 3	3- 1		
5- 6	0- 0		0- 0	AWAY		0- 0	5- 6	5- 2		
2- 0	0- 0		0- 0	NEUTRAL		0- 0	2- 0	2- 0		
3- 6	0- 0		0- 0	NON-CONFERENCE		0- 0	3- 6	3- 1		
0- 1	0- 0		0- 0	HOME		0- 0	0- 1	0- 0		
1- 5	0- 0		0- 0	AWAY		0- 0	1- 5	1- 1		
2- 0	0- 0		0- 0	NEUTRAL		0- 0	2- 0	2- 0		
7- 3	0- 0		0- 0	CONFERENCE		0- 0	7- 3	7- 2		
3- 2	0- 0		0- 0	HOME		0- 0	3- 2	3- 1		
4- 1	0- 0		0- 0	AWAY		0- 0	4- 1	4- 1		
0- 0	0- 0		0- 0	NEUTRAL		0- 0	0- 0	0- 0		

RPI 1-25				RPI 26-50				RPI 51-100				RPI 101+				Team's RPI : 245	
RPI	S	Opponent	Score	RPI	S	Opponent	Score	RPI	S	Opponent	Score	RPI	S	Opponent	Score		
												103	A	Wake Forest	56	73	
												121	A	Ole Miss	58	73	
												122	A	UTEP	55	65	
												139	A	Kansas	37	72	
												143	H	Texas St.	56	70	
												168	H	Southern U.	57	67	
												223	A	New Orleans	69	72	
												235	N	New Mexico St.	66	50	
												244	A	Grambling	73	63	
												262	A	Prairie View	48	65	
												262	H	Prairie View	56	61	
												279	H	Alcorn	91	57	
												306	A	Alabama A&M	55	49	
												309	A	Jackson St.	77	74	
												317	A	Alabama St.	71	39	
												325	N	Northwestern St.	56	43	
												330	A	Sam Houston St.	77	58	
												337	H	Ark.-Pine Bluff	58	52	
												341	H	Mississippi Val.	55	39	
LAST 12 Division I GAMES:																	
				262	A	Prairie View	48	65	309	A	Jackson St.	77	74				
				317	A	Alabama St.	71	39	262	H	Prairie View	56	61				
				306	A	Alabama A&M	55	49	279	H	Alcorn	91	57				
				337	H	Ark.-Pine Bluff	58	52	168	H	Southern U.	57	67				
				341	H	Mississippi Val.	55	39	121	A	Ole Miss	58	73				
				244	A	Grambling	73	63	223	A	New Orleans	69	72				

Non-Div I Games:	Wiley	74	36	Paul Quinn	85	59
------------------	-------	----	----	------------	----	----

Texas Southern

■ Loss, ■ Non-Conf, S Site, H Home A Away N Neutral

Average RPI Win: 257

Average RPI Loss: 134

WON-LOST  
RECORDWINNING  
PCT. RANKLAST 10  
GAMESSTRENGTH OF  
SCHEDULEOPP. STRENGTH  
OF SCHEDULETEAM  
RPIADJ.  
RPICONF.  
RPIADJ CONF.  
RPIDIV. I ONLY  
DIV. I NON-CONF.16- 7  
7- 469  
1028- 2  
0- 0306  
266228  
231143  
140143  
14023  
2323  
23

TOTALS

RPI 1-25

RPI 26-50

W-L RECORDS

RPI 51-100

RPI 101-999

RPI 201+

16- 7  
8- 2  
8- 4  
0- 10- 0  
0- 0  
0- 0  
0- 00- 1  
0- 1  
0- 0  
0- 0OVERALL  
HOME  
AWAY  
NEUTRAL0- 1  
0- 0  
0- 0  
0- 016- 5  
8- 1  
8- 0  
0- 113- 1  
5- 0  
8- 0  
0- 07- 4  
3- 1  
4- 2  
0- 10- 0  
0- 0  
0- 0  
0- 00- 1  
0- 1  
0- 0  
0- 0NON-CONFERENCE  
HOME  
AWAY  
NEUTRAL0- 1  
0- 0  
0- 1  
0- 07- 2  
3- 0  
4- 1  
0- 16- 0  
2- 0  
4- 0  
0- 09- 3  
5- 1  
4- 2  
0- 00- 0  
0- 0  
0- 0  
0- 00- 0  
0- 0  
0- 0  
0- 0CONFERENCE  
HOME  
AWAY  
NEUTRAL0- 0  
0- 0  
0- 0  
0- 09- 3  
5- 1  
4- 2  
0- 07- 1  
3- 0  
4- 1  
0- 0

RPI 1-25

RPI S Opponent Score

RPI 26-50

RPI S Opponent Score

43 H Houston 67 72

RPI 51-100

RPI S Opponent Score

54 A TCU 58 82

RPI 101+

Team's RPI: 143

RPI S Opponent Score

102 H South Ala. 78 63

126 A Little Rock 48 63

130 N Bethune-Cookman 56 62

147 H Fresno St. 76 59

150 H Louisiana 58 65

156 A Stetson 54 61

194 H Troy 83 75

212 A Arkansas St. 67 55

221 A Texas Tech 87 70

245 A Texas Southern 70 56

262 H Prairie View 84 57

268 A Appal achian St. 69 54

268 H Appal achian St. 92 50

280 A Coastal Caro. 64 65

280 H Coastal Caro. 78 69

302 A Incarnate Word 74 33

305 H UTSA 91 38

316 A Georgia St. 83 63

320 A Ga. Southern 81 56

330 A Sam Houston St. 73 41

333 H La. -Monroe 86 52

LAST 12 Division I GAMES:

268 H Appal achian St. 92 50

280 H Coastal Caro. 78 69

316 A Georgia St. 83 63

320 A Ga. Southern 81 56

150 H Louisiana 58 65

333 H La. -Monroe 86 52

126 A Little Rock 48 63

212 A Arkansas St. 67 55

194 H Troy 83 75

102 H South Ala. 78 63

280 A Coastal Caro. 64 65

268 A Appal achian St. 69 54

T  
e  
x  
a  
s  
S  
t  
.T  
e  
x  
a  
s  
S  
t  
.

Non-Div I Games:

Texas St.

Loss, Non-Conf, S Site, H Home A Away N Neutral

Average RPI		Win: 293	WON-LOST RECORD	WINNING PCT. RANK	LAST 10 GAMES	STRENGTH OF SCHEDULE	OPP. STRENGTH OF SCHEDULE	TEAM RPI	ADJ. RPI	CONF. RPI	ADJ. CONF. RPI
Loss: 56											
DIV. I ONLY			7- 15	268	1- 9	67	89	221	221	5	5
DIV. I NON-CONF.			6- 5	153	1- 0	272	273	256	256	5	5
TOTALS		RPI 1-25		RPI 26-50		W-L RECORDS		RPI 51-100	RPI 101-999	RPI 201+	
7- 15	0- 5			0- 2		OVERALL		0- 5	7- 3	6- 0	
6- 9	0- 4			0- 1		HOME		0- 1	6- 3	6- 0	
1- 6	0- 1			0- 1		AWAY		0- 4	1- 0	0- 0	
0- 0	0- 0			0- 0		NEUTRAL		0- 0	0- 0	0- 0	
6- 5	0- 2			0- 1		NON-CONFERENCE		0- 1	6- 1	6- 0	
6- 3	0- 2			0- 0		HOME		0- 0	6- 1	6- 0	
0- 2	0- 0			0- 1		AWAY		0- 1	0- 0	0- 0	
0- 0	0- 0			0- 0		NEUTRAL		0- 0	0- 0	0- 0	
1- 10	0- 3			0- 1		CONFERENCE		0- 4	1- 2	0- 0	
0- 6	0- 2			0- 1		HOME		0- 1	0- 2	0- 0	
1- 4	0- 1			0- 0		AWAY		0- 3	1- 0	0- 0	
0- 0	0- 0			0- 0		NEUTRAL		0- 0	0- 0	0- 0	

RPI	S	Opponent	Score
9	A	Bayl or	49 97
9	H	Bayl or	44 90
10	H	Texas	39 90
15	H	Texas A&M	56 90
25	H	LSU	40 48

RPI	S	Opponent	Score
30	H	Okl ahoma	52 73
43	A	Houston	75 79

RPI	S	Opponent	Score
53	A	West Vi rgi ni a	52 82
54	A	TCU	72 93
55	A	Okl ahoma St.	62 80
55	H	Okl ahoma St.	57 98
80	A	New Mexico	56 90

RPI	S	Opponent	Score
117	H	Iowa St.	54 66
139	A	Kansas	68 56
139	H	Kansas	47 60
143	H	Texas St.	70 87
262	H	Prairie View	89 60
302	H	Incar nate Word	80 54
322	H	UTRGV	80 64
337	H	Ark. -Pi ne Bl uff	74 47
343	H	Florida A&M	82 63
346	H	UMass Lowell	93 65

RPI	S	Opponent	Score
9	H	Bayl or	44 90
55	A	Okl ahoma St.	62 80
53	A	West Vi rgi ni a	52 82
10	H	Texas	39 90
139	A	Kansas	68 56
117	H	Iowa St.	54 66

RPI	S	Opponent	Score
30	H	Okl ahoma	52 73
54	A	TCU	72 93
139	H	Kansas	47 60
9	A	Bayl or	49 97
55	H	Okl ahoma St.	57 98
302	H	Incar nate Word	80 54

Team's RPI : 221			
------------------	--	--	--

LAST 12 Division I GAMES:			
---------------------------	--	--	--

### Non-Div I Games:

Texas Tech

Loss, Non-Conf, S Site, H Home A Away N Neutral

Average RPI Win:	156	WON-LOST	WINNING	LAST 10	STRENGTH OF	OPP. STRENGTH	TEAM	ADJ.	CONF.	ADJ CONF.
Average RPI Loss:	71	RECORD	PCT. RANK	GAMES	SCHEDULE	OF SCHEDULE	RPI	RPI	RPI	RPI
DIV. I ONLY	15- 8	83	1- 2	59	88	61	61	7	7	
DIV. I NON-CONF.	9- 3	61	1- 1	64	121	31	31	8	8	
-----										
TOTALS	RPI 1-25	RPI 26-50	W-L RECORDS	RPI 51-100	RPI 101-999	RPI 201+				
15- 8	0- 3	2- 2	OVERALL	2- 1	11- 2	4- 1				
9- 2	0- 1	2- 0	HOME	2- 0	5- 1	1- 0				
5- 5	0- 2	0- 1	AWAY	0- 1	5- 1	3- 1				
1- 1	0- 0	0- 1	NEUTRAL	0- 0	1- 0	0- 0				
9- 3	0- 1	1- 2	NON-CONFERENCE	1- 0	7- 0	3- 0				
5- 0	0- 0	1- 0	HOME	1- 0	3- 0	0- 0				
3- 2	0- 1	0- 1	AWAY	0- 0	3- 0	3- 0				
1- 1	0- 0	0- 1	NEUTRAL	0- 0	1- 0	0- 0				
6- 5	0- 2	1- 0	CONFERENCE	1- 1	4- 2	1- 1				
4- 2	0- 1	1- 0	HOME	1- 0	2- 1	1- 0				
2- 3	0- 1	0- 0	AWAY	0- 1	2- 1	0- 1				
0- 0	0- 0	0- 0	NEUTRAL	0- 0	0- 0	0- 0				

RPI 1-25				RPI 26-50				RPI 51-100				RPI 101+			
RPI	S	Opponent	Score	RPI	S	Opponent	Score	RPI	S	Opponent	Score	RPI	S	Opponent	Score
4	A	Louisville	55 90	40	H	Ball St.	72 66	75	A	Ohio	61 78	109	A	Western Mich.	78 73
22	A	Buffalo	69 87	44	H	Dayton	68 50	75	H	Ohio	75 57	124	H	Cleveland St.	65 56
22	H	Buffalo	73 84	46	N	Western Ky.	56 70	76	H	Maine	65 64	129	H	Saint Francis (PA)	74 66
				49	A	Duquesne	54 73					135	H	Northern Ill.	63 60
												138	H	Kent St.	55 62
												150	H	Louisiana	79 55
												168	N	Southern U.	81 76
												181	A	Bowling Green	77 67
												209	A	Eastern Mich.	57 70
												218	H	Akron	60 54
												238	A	St. Bonaventure	58 39
												310	A	Detroit Mercy	81 64
												338	A	Iona	74 57
-----															
LAST 12 Division I GAMES:															
150	H	Louisiana	79 55	22	A	Buffalo	69 87								
4	A	Louisville	55 90	40	H	Ball St.	72 66								
22	H	Buffalo	73 84	135	H	Northern Ill.	63 60								
109	A	Western Mich.	78 73	75	H	Ohio	75 57								
181	A	Bowling Green	77 67	209	A	Eastern Mich.	57 70								
138	H	Kent St.	55 62	218	H	Akron	60 54								

Non-Div I Games:

Toledo

Average RPI Win: 257	WON-LOST RECORD	WINNING PCT. RANK	LAST 10 GAMES	STRENGTH OF SCHEDULE	OPP. STRENGTH OF SCHEDULE	TEAM RPI	ADJ. RPI	CONF. RPI	ADJ CONF. RPI
Average RPI Loss: 152									
DIV. I ONLY	8- 14	249	3- 7	276	190	263	263	10	10
DIV. I NON-CONF.	5- 6	187	0- 1	338	278	300	300	12	12
-----									
TOTALS	RPI 1-25	RPI 26-50	W-L RECORDS	RPI 51-100	RPI 101-999	RPI 201+			
8- 14	0- 0	0- 0	OVERALL	0- 4	8- 10	6- 4			
4- 6	0- 0	0- 0	HOME	0- 1	4- 5	3- 2			
3- 7	0- 0	0- 0	AWAY	0- 3	3- 4	2- 2			
1- 1	0- 0	0- 0	NEUTRAL	0- 0	1- 1	1- 0			
5- 6	0- 0	0- 0	NON-CONFERENCE	0- 0	5- 6	4- 3			
3- 2	0- 0	0- 0	HOME	0- 0	3- 2	2- 1			
1- 3	0- 0	0- 0	AWAY	0- 0	1- 3	1- 2			
1- 1	0- 0	0- 0	NEUTRAL	0- 0	1- 1	1- 0			
3- 8	0- 0	0- 0	CONFERENCE	0- 4	3- 4	2- 1			
1- 4	0- 0	0- 0	HOME	0- 1	1- 3	1- 1			
2- 4	0- 0	0- 0	AWAY	0- 3	2- 1	1- 0			
0- 0	0- 0	0- 0	NEUTRAL	0- 0	0- 0	0- 0			

RPI	S	Opponent	Score	RPI	S	Opponent	Score	RPI	S	Opponent	Score	RPI	S	Opponent	Score	Team's RPI: 263
57	A	Drexel		53	78			111	H	George Washi ngton	43	66				
67	A	El on		61	84			128	A	Del aware	49	51				
67	H	El on		45	71			134	H	Northeastern	61	70				
82	A	James Madi son		45	69			137	A	William & Mary	67	66				
								137	H	William & Mary	63	75				
								146	A	Pittsburgh	63	81				
								162	N	Radford	66	69				
								183	H	Saint Joseph's	90	66				
								216	A	Norfolk St.	76	86				
								228	A	Loyol a Maryl and	76	67				
								261	A	Col . of Charl eston	83	58				
								261	H	Col . of Charl eston	67	80				
								264	H	UNCW	72	71				
								271	H	Col gate	61	65				
								290	A	Massachusetts	49	72				
								319	H	Wagner	64	42				
								327	H	UMBC	95	64				
								337	N	Ark. -Pine Bluff	70	44				
LAST 12 Di vi si on I GAMES:																
137	H	William & Mary	63	75	264	H	UNCW	72	71							
57	A	Drexel	53	78	137	A	William & Mary	67	66							
67	H	El on	45	71	82	A	James Madi son	45	69							
261	A	Col . of Charl eston	83	58	261	H	Col . of Charl eston	67	80							
67	A	El on	61	84	134	H	Northeastern	61	70							
128	A	Del aware	49	51	162	N	Radford	66	69							

Non-Di v I Games:

Towson

Average RPI Win:	250	WON-LOST	WINNING	LAST 10	STRENGTH OF	OPP. STRENGTH	TEAM	ADJ.	CONF.	ADJ CONF.
Average RPI Loss:	142	RECORD	PCT. RANK	GAMES	SCHEDULE	OF SCHEDULE	RPI	RPI	RPI	RPI
DIV. I ONLY	9- 10	201	6- 4	262	169	194	194	23	23	
DIV. I NON-CONF.	3- 6	239	0- 2	215	90	199	199	23	23	
-----										
TOTALS	RPI 1-25	RPI 26-50	W-L RECORDS	RPI 51-100	RPI 101-999	RPI 201+				
9- 10	0- 1	0- 0	OVERALL	0- 1	9- 8	6- 1				
5- 1	0- 0	0- 0	HOME	0- 0	5- 1	3- 1				
4- 8	0- 1	0- 0	AWAY	0- 1	4- 6	3- 0				
0- 1	0- 0	0- 0	NEUTRAL	0- 0	0- 1	0- 0				
3- 6	0- 1	0- 0	NON-CONFERENCE	0- 1	3- 4	2- 0				
1- 0	0- 0	0- 0	HOME	0- 0	1- 0	0- 0				
2- 5	0- 1	0- 0	AWAY	0- 1	2- 3	2- 0				
0- 1	0- 0	0- 0	NEUTRAL	0- 0	0- 1	0- 0				
6- 4	0- 0	0- 0	CONFERENCE	0- 0	6- 4	4- 1				
4- 1	0- 0	0- 0	HOME	0- 0	4- 1	3- 1				
2- 3	0- 0	0- 0	AWAY	0- 0	2- 3	1- 0				
0- 0	0- 0	0- 0	NEUTRAL	0- 0	0- 0	0- 0				

RPI 1-25				RPI 26-50				RPI 51-100				RPI 101+				Team's RPI: 194	
RPI	S	Opponent	Score	RPI	S	Opponent	Score	RPI	S	Opponent	Score	RPI	S	Opponent	Score		
11	A	Tennessee	69 131					98	A	Tulane	75 106	102	A	South Ala.	68 79		
												102	H	South Ala.	82 71		
												110	H	Jacksonville	89 88		
												121	A	Ole Miss	93 96		
												131	A	Middle Tenn.	57 73		
												143	A	Texas St.	75 83		
												150	A	Louisiana	62 55		
												167	A	Samford	73 80		
												167	N	Samford	76 82		
												199	A	UT Arlington	57 76		
												268	H	Appalachian St.	81 74		
												280	H	Coastal Caro.	92 97		
												316	H	Georgia St.	90 86		
												317	A	Alabama St.	93 63		
												320	H	Ga. Southern	88 47		
												333	A	La. -Monroe	86 79		
												336	A	Tennessee St.	95 66		
LAST 12 Division I GAMES:																	
				102	H	South Ala.	82 71					143	A	Texas St.	75 83		
				150	A	Louisiana	62 55					199	A	UT Arlington	57 76		
				333	A	La. -Monroe	86 79					316	H	Georgia St.	90 86		
				280	H	Coastal Caro.	92 97					320	H	Ga. Southern	88 47		
				268	H	Appalachian St.	81 74					167	N	Samford	76 82		
				102	A	South Ala.	68 79					98	A	Tulane	75 106		

Non-Div I Games: Montevallo 130 50 Stillman 89 62

Troy

Average RPI Win: 177

Average RPI Loss: 59

WON-LOST  
RECORDWINNING  
PCT. RANKLAST 10  
GAMESSTRENGTH OF  
SCHEDULEOPP. STRENGTH  
OF SCHEDULETEAM  
RPIADJ.  
RPICONF.  
RPIADJ CONF.  
RPIDIV. I ONLY  
DIV. I NON-CONF.11- 12  
8- 5186  
1113- 7  
2- 030  
8179  
10498  
8498  
848  
78  
7

TOTALS

RPI 1-25

RPI 26-50

W-L RECORDS

RPI 51-100

RPI 101-999

RPI 201+

11- 12

0- 3

0- 6

OVERALL

1- 0

10- 3

4- 0

7- 4

0- 1

0- 2

HOME

0- 0

7- 1

2- 0

3- 6

0- 0

0- 0

AWAY

1- 0

2- 0

1- 0

1- 2

0- 0

0- 1

NEUTRAL

0- 0

1- 1

1- 0

8- 5

0- 2

0- 1

NON-CONFERENCE

1- 0

7- 2

3- 0

5- 1

0- 1

0- 0

HOME

0- 0

5- 0

1- 0

2- 2

0- 1

0- 0

AWAY

1- 0

1- 1

1- 0

1- 2

0- 0

0- 1

NEUTRAL

0- 0

1- 1

1- 0

3- 7

0- 1

0- 5

CONFERENCE

0- 0

3- 1

1- 0

2- 3

0- 0

0- 2

HOME

0- 0

2- 1

1- 0

1- 4

0- 1

0- 3

AWAY

0- 0

1- 0

0- 0

0- 0

0- 0

0- 0

NEUTRAL

0- 0

0- 0

0- 0

RPI 1-25

RPI 26-50

RPI 51-100

Team's RPI: 98

RPI 101+

RPI	S	Opponent	Score
1	A	UConn	45 98
19	A	NC State	55 79
25	H	LSU	50 73

RPI	S	Opponent	Score
27	A	South Fla.	46 75
27	H	South Fla.	53 63
43	A	Houston	48 72
43	H	Houston	92 98
44	N	Dayton	65 71
47	A	UCF	51 59

RPI	S	Opponent	Score
76	A	Maine	42 34

RPI	S	Opponent	Score
117	N	Iowa St.	64 67
122	H	UTEP	67 56
123	H	Vanderbilt	71 59
131	H	Middle Tenn.	62 44
155	H	Wichita St.	56 64
165	A	Southern Miss.	58 66
169	A	Tulsa	72 63
169	H	Tulsa	70 39
194	H	Troy	106 75
219	H	East Carolina	64 58
223	H	New Orleans	79 56
250	N	San Diego St.	80 46
272	A	McNeese	70 66

LAST 12 Division I GAMES:

27	H	South Fla.	53 63	155	H	Wichita St.	56 64
43	A	Houston	48 72	43	H	Houston	92 98
1	A	UConn	45 98	169	A	Tulsa	72 63
219	H	East Carolina	64 58	27	A	South Fla.	46 75
169	H	Tulsa	70 39	122	H	UTEP	67 56
47	A	UCF	51 59	194	H	Troy	106 75

Tulane

Tulane

Non-Div I Games:

Tulane

Loss, 
Non-Conf, 
Site, 
Home
Away
Neutral

Average RPI Win: **181**  
 Average RPI Loss: **115**

WON-LOST  
RECORD

WINNING  
PCT. RANK

LAST 10  
GAMES

STRENGTH OF  
SCHEDULE

OPP. STRENGTH  
OF SCHEDULE

TEAM  
RPI

ADJ.  
RPI

CONF.  
RPI

ADJ CONF.  
RPI

DIV. I ONLY	8- 14	249	2- 8	61	113	169	169	8	8
DIV. I NON-CONF.	6- 6	170	1- 1	67	295	126	126	7	7
<hr/>									
TOTALS	RPI 1-25	RPI 26-50	W-L RECORDS	RPI 51-100	RPI 101-999	RPI 201+			
8- 14	0- 1	0- 2	OVERALL	1- 6	7- 5	3- 3			
4- 7	0- 0	0- 2	HOME	0- 3	4- 2	3- 1			
3- 7	0- 1	0- 0	AWAY	1- 3	2- 3	0- 2			
1- 0	0- 0	0- 0	NEUTRAL	0- 0	1- 0	0- 0			
6- 6	0- 0	0- 0	NON-CONFERENCE	1- 4	5- 2	3- 2			
3- 3	0- 0	0- 0	HOME	0- 2	3- 1	3- 1			
2- 3	0- 0	0- 0	AWAY	1- 2	1- 1	0- 1			
1- 0	0- 0	0- 0	NEUTRAL	0- 0	1- 0	0- 0			
2- 8	0- 1	0- 2	CONFERENCE	0- 2	2- 3	0- 1			
1- 4	0- 0	0- 2	HOME	0- 1	1- 1	0- 0			
1- 4	0- 1	0- 0	AWAY	0- 1	1- 2	0- 1			
0- 0	0- 0	0- 0	NEUTRAL	0- 0	0- 0	0- 0			

RPI 1-25				RPI 26-50				RPI 51-100				RPI 101+ Team's RPI: 169			
RPI	S	Opponent	Score	RPI	S	Opponent	Score	RPI	S	Opponent	Score	RPI	S	Opponent	Score
1	A	UConn	60 <b>78</b>	27	H	South Fla.	57 <b>71</b>	66	H	American	67 <b>72</b>	126	A	Little Rock	74 61
				47	H	UCF	44 <b>47</b>	68	H	Belmont	65 <b>90</b>	142	H	Cincinnati	64 51
								71	A	South Dakota	64 61	145	N	Binghamton	60 55
								87	A	Arkansas	41 <b>67</b>	155	A	Wichita St.	67 62
								88	A	Saint Louis	66 <b>77</b>	175	A	Temple	75 <b>76</b>
								98	A	Tulane	39 <b>70</b>	179	H	Memphis	48 <b>69</b>
								98	H	Tulane	63 <b>72</b>	205	H	Oral Roberts	41 <b>53</b>
												212	H	Arkansas St.	68 58
												219	A	East Carolina	67 <b>73</b>
												251	A	North Texas	43 <b>66</b>
												259	H	UMKC	76 52
												337	H	Ark.-Pine Bluff	87 37
<hr/>															
LAST 12 Division I GAMES:															
175	A	Temple	75 <b>76</b>	219	A	East Carolina	67 <b>73</b>	142	H	Cincinnati	64 51	98	H	Tulane	63 <b>72</b>
27	H	South Fla.	57 <b>71</b>	88	A	Saint Louis	66 <b>77</b>	155	A	Wichita St.	67 62	212	H	Arkansas St.	68 58
47	H	UCF	44 <b>47</b>	87	A	Arkansas	41 <b>67</b>	68	H	Belmont	65 <b>90</b>	88	A	Saint Louis	66 <b>77</b>
98	A	Tulane	39 <b>70</b>	66	H	American	67 <b>72</b>	71	A	South Dakota	64 61	179	H	Memphis	48 <b>69</b>
1	A	UConn	60 <b>78</b>	63	H	Tulane	63 <b>72</b>	44	H	UCF	44 <b>47</b>				
179	H	Memphis	48 <b>69</b>												

Non-Div I Games:

Alas. Anchorage

53

**59**

Tul sa



Average RPI Win:	207	WON-LOST	WINNING	LAST 10	STRENGTH OF	OPP. STRENGTH	TEAM	ADJ.	CONF.	ADJ CONF.
Average RPI Loss:	138	RECORD	PCT. RANK	GAMES	SCHEDULE	OF SCHEDULE	RPI	RPI	RPI	RPI
DIV. I ONLY	17- 3	11	8- 1	221	191	74	74	18	18	
DIV. I NON-CONF.	9- 2	34	2- 0	302	190	103	103	19	19	
-----										
TOTALS	RPI 1-25	RPI 26-50	W-L RECORDS	RPI 51-100	RPI 101-999	RPI 201+				
17- 3	0- 0	1- 0	OVERALL	0- 1	16- 2	7- 0				
8- 1	0- 0	1- 0	HOME	0- 0	7- 1	4- 0				
8- 1	0- 0	0- 0	AWAY	0- 0	8- 1	3- 0				
1- 1	0- 0	0- 0	NEUTRAL	0- 1	1- 0	0- 0				
9- 2	0- 0	0- 0	NON-CONFERENCE	0- 1	9- 1	4- 0				
5- 0	0- 0	0- 0	HOME	0- 0	5- 0	3- 0				
3- 1	0- 0	0- 0	AWAY	0- 0	3- 1	1- 0				
1- 1	0- 0	0- 0	NEUTRAL	0- 1	1- 0	0- 0				
8- 1	0- 0	1- 0	CONFERENCE	0- 0	7- 1	3- 0				
3- 1	0- 0	1- 0	HOME	0- 0	2- 1	1- 0				
5- 0	0- 0	0- 0	AWAY	0- 0	5- 0	2- 0				
0- 0	0- 0	0- 0	NEUTRAL	0- 0	0- 0	0- 0				

RPI 1-25				RPI 26-50				RPI 51-100				Team's RPI: 74				RPI 101+			
RPI	S	Opponent	Score	RPI	S	Opponent	Score	RPI	S	Opponent	Score	RPI	S	Opponent	Score	RPI	S	Opponent	Score
				46	H	Western Ky.	79 61									102	A	South Ala.	78 66
																122	A	UTEP	84 64
																131	A	Middle Tenn.	59 51
																141	H	Southern Ill.	76 66
																159	A	High Point	77 61
																165	H	Southern Miss.	63 80
																167	H	Samford	77 53
																179	A	Memphis	62 64
																180	H	Fla. Atlantic	90 57
																192	A	Louisiana Tech	66 61
																201	N	UC Santa Barbara	67 54
																251	H	North Texas	68 52
																268	A	Appalachian St.	70 59
																292	A	FIU	71 61
																306	H	Alabama A&M	85 58
																311	A	Old Dominion	74 61
																317	H	Alabama St.	61 44
																341	H	Mississippi Val.	87 72
LAST 12 Division I GAMES:																			
				192	A	Louisiana Tech	66 61					46	H	Western Ky.	79 61				
				122	A	UTEP	84 64					131	A	Middle Tenn.	59 51				
				180	H	Fla. Atlantic	90 57					311	A	Old Dominion	74 61				
				292	A	FIU	71 61					102	A	South Ala.	78 66				
				251	H	North Texas	68 52					317	H	Alabama St.	61 44				
				165	H	Southern Miss.	63 80					306	H	Alabama A&M	85 58				

Non-Div I Games: Tuskegee 105 50 Miles 85 42

UAB

UC Davis				Through Games Of Feb. 6, 2018																	
Average RPI	Win:	203		WON-LOST		WINNING		LAST 10		STRENGTH OF		OPP. STRENGTH		TEAM		ADJ.		CONF.		ADJ CONF.	
Average RPI	Loss:	88		RECORD		PCT. RANK		GAMES		SCHEDULE		OF SCHEDULE		RPI		RPI		RPI		RPI	
DIV. I ONLY				18- 4		23		8- 2		226		122		69		69		21		21	
DIV. I NON-CONF.				10- 3		51		1- 2		177		49		60		60		20		20	
-----																					
TOTALS		RPI 1-25				RPI 26-50				W-L RECORDS				RPI 51-100				RPI 101-999		RPI 201+	
18- 4		0- 0				0- 2				OVERALL		2- 1		16- 1				8- 0			
9- 1		0- 0				0- 1				HOME		1- 0		8- 0				5- 0			
8- 3		0- 0				0- 1				AWAY		1- 1		7- 1				3- 0			
1- 0		0- 0				0- 0				NEUTRAL		0- 0		1- 0				0- 0			
10- 3		0- 0				0- 2				NON-CONFERENCE		2- 1		8- 0				4- 0			
5- 1		0- 0				0- 1				HOME		1- 0		4- 0				2- 0			
4- 2		0- 0				0- 1				AWAY		1- 1		3- 0				2- 0			
1- 0		0- 0				0- 0				NEUTRAL		0- 0		1- 0				0- 0			
8- 1		0- 0				0- 0				CONFERENCE		0- 0		8- 1				4- 0			
4- 0		0- 0				0- 0				HOME		0- 0		4- 0				3- 0			
4- 1		0- 0				0- 0				AWAY		0- 0		4- 1				1- 0			
0- 0		0- 0				0- 0				NEUTRAL		0- 0		0- 0				0- 0			
-----																					
RPI 1-25				RPI 26-50				RPI 51-100				Team's RPI: 69				RPI 101+					
RPI	S	Opponent	Score	RPI	S	Opponent	Score	RPI	S	Opponent	Score	RPI	S	Opponent	Score	RPI	S	Opponent	Score		
47	H	UCF	55 62	73	A	Fordham	62 70	118	N	Yale	71 61										
48	A	Oregon St.	47 61	79	A	Saint Mary's (CA)	74 50	151	A	Pacific	90 58										
				83	H	Washington St.	91 76	154	H	Portland St.	79 67										
								161	A	Cal Poly	80 76										
								166	H	San Francisco	72 55										
								177	A	UC Irvine	76 67										
								184	A	CSUN	71 75										
								201	A	UC Santa Barbara	68 61										
								201	H	UC Santa Barbara	69 63										
								206	A	Seattle U	79 53										
								236	H	Pepperdine	69 64										
								243	H	UC Riverside	74 63										
								253	H	Hawaii	76 52										
								285	H	Sacramento St.	79 72										
								298	H	Cal St. Fullerton	67 53										
								304	A	Southern Utah	85 59										
								335	A	Long Beach St.	83 71										
-----																					
LAST 12 Division I GAMES:																					
184	A	CSUN	71 75	243	H	UC Riverside	74 63														
335	A	Long Beach St.	83 71	253	H	Hawaii	76 52														
201	H	UC Santa Barbara	69 63	177	A	UC Irvine	76 67														
298	H	Cal St. Fullerton	67 53	73	A	Fordham	62 70														
161	A	Cal Poly	80 76	118	N	Yale	71 61														
201	A	UC Santa Barbara	68 61	48	A	Oregon St.	47 61														

Non-Div I Games:

Average RPI Win: 258		WON-LOST RECORD	WINNING PCT. RANK	LAST 10 GAMES	STRENGTH OF SCHEDULE	OPP. STRENGTH OF SCHEDULE	TEAM RPI	ADJ. RPI	CONF. RPI	ADJ. CONF. RPI
Average RPI Loss: 136										
DIV. I ONLY		14- 8	96	8- 2	304	210	177	177	21	21
DIV. I NON-CONF.		7- 6	165	2- 0	299	229	224	224	20	20
TOTALS		RPI 1-25	RPI 26-50	W-L RECORDS		RPI 51-100	RPI 101-999	RPI 201+		
14- 8	0- 0		0- 0	OVERALL		0- 3	14- 5	12- 0		
6- 3	0- 0		0- 0	HOME		0- 1	6- 2	4- 0		
8- 3	0- 0		0- 0	AWAY		0- 2	8- 1	8- 0		
0- 2	0- 0		0- 0	NEUTRAL		0- 0	0- 2	0- 0		
7- 6	0- 0		0- 0	NON-CONFERENCE		0- 2	7- 4	7- 0		
3- 2	0- 0		0- 0	HOME		0- 0	3- 2	3- 0		
4- 2	0- 0		0- 0	AWAY		0- 2	4- 0	4- 0		
0- 2	0- 0		0- 0	NEUTRAL		0- 0	0- 2	0- 0		
7- 2	0- 0		0- 0	CONFERENCE		0- 1	7- 1	5- 0		
3- 1	0- 0		0- 0	HOME		0- 1	3- 0	1- 0		
4- 1	0- 0		0- 0	AWAY		0- 0	4- 1	4- 0		
0- 0	0- 0		0- 0	NEUTRAL		0- 0	0- 0	0- 0		

RPI 1-25				RPI 26-50				RPI 51-100				RPI 101+				Team's RPI: 177	
RPI	S	Opponent	Score	RPI	S	Opponent	Score	RPI	S	Opponent	Score	RPI	S	Opponent	Score		
								69	H	UC Davis	67	76	154	H	Portland St.	72	82
								80	A	New Mexico	61	83	155	N	Wichita St.	53	76
								100	A	UNLV	54	73	161	A	Cal Poly	76	79
													172	H	Idaho St.	72	78
													184	H	CSUN	56	47
													200	N	Illinois	59	65
													201	H	UC Santa Barbara	77	74
													206	A	Seattle U	84	79
													236	H	Pepperdine	75	74
													240	A	CSU Bakersfield	72	59
													243	A	UC Riverside	81	71
													250	A	San Diego St.	67	65
													253	A	Hawaii	74	67
													253	H	Hawaii	70	66
													291	H	Utah St.	87	84
													298	A	Cal St. Fullerton	76	60
													304	A	Southern Utah	71	64
													314	H	Portland	63	52
													335	A	Long Beach St.	100	81
LAST 12 Division I GAMES:																	
				335	A	Long Beach St.	100	81	201	H	UC Santa Barbara	77	74				
				298	A	Cal St. Fullerton	76	60	253	A	Hawaii	74	67				
				184	H	CSUN	56	47	69	H	UC Davis	67	76				
				243	A	UC Riverside	81	71	240	A	CSU Bakersfield	72	59				
				253	H	Hawaii	70	66	206	A	Seattle U	84	79				
				161	A	Cal Poly	76	79	154	H	Portland St.	72	82				

Non-Div l Games:

Chapman

92 57

UC Irvine

■ Loss, ■ Non-Conf, S Site, H Home A Away N Neutral

Average RPI Win:	229	WON-LOST	WINNING	LAST 10	STRENGTH OF	OPP. STRENGTH	TEAM	ADJ.	CONF.	ADJ CONF.
Average RPI Loss:	125	RECORD	PCT. RANK	GAMES	SCHEDULE	OF SCHEDULE	RPI	RPI	RPI	RPI
DIV. I ONLY	6- 17	291	3- 7	109	138	243	243	21	21	
DIV. I NON-CONF.	3- 11	289	0- 3	60	39	207	207	20	20	
-----										
TOTALS	RPI 1-25	RPI 26-50	W-L RECORDS	RPI 51-100	RPI 101-999	RPI 201+				
6- 17	0- 2	0- 1	OVERALL	1- 4	5- 10	4- 3				
4- 5	0- 0	0- 0	HOME	0- 1	4- 4	4- 0				
1- 10	0- 2	0- 1	AWAY	0- 3	1- 4	0- 1				
1- 2	0- 0	0- 0	NEUTRAL	1- 0	0- 2	0- 2				
3- 11	0- 2	0- 1	NON-CONFERENCE	1- 3	2- 5	1- 2				
1- 3	0- 0	0- 0	HOME	0- 1	1- 2	1- 0				
1- 6	0- 2	0- 1	AWAY	0- 2	1- 1	0- 0				
1- 2	0- 0	0- 0	NEUTRAL	1- 0	0- 2	0- 2				
3- 6	0- 0	0- 0	CONFERENCE	0- 1	3- 5	3- 1				
3- 2	0- 0	0- 0	HOME	0- 0	3- 2	3- 0				
0- 4	0- 0	0- 0	AWAY	0- 1	0- 3	0- 1				
0- 0	0- 0	0- 0	NEUTRAL	0- 0	0- 0	0- 0				

RPI 1-25				RPI 26-50				RPI 51-100				RPI 101+ Team's RPI: 243			
RPI	S	Opponent	Score	RPI	S	Opponent	Score	RPI	S	Opponent	Score	RPI	S	Opponent	Score
8	A	UCLA	48 68	33	A	Arizona St.	48 73	51	H	Southern Cal i fornia	46 64	117	A	Iowa St.	66 89
12	A	Stanford	43 53					52	A	Minnesota	75 101	122	H	UTEP	62 73
								69	A	UC Davis	63 74	147	A	Fresno St.	68 56
								71	A	South Dakota	66 75	160	H	Loyola Marymount	59 67
								100	N	UNLV	95 88	161	A	Cal Poly	73 91
												161	H	Cal Poly	82 87
												177	H	UC Irvine	71 81
												184	A	CSUN	55 60
												214	N	SMU	51 73
												240	H	CSU Bakersfi eld	68 65
												253	A	Hawai i	57 63
												253	H	Hawai i	79 57
												285	N	Sacramento St.	72 99
												298	H	Cal St. Fullerton	63 50
												335	H	Long Beach St.	77 53
-----															
LAST 12 Division I GAMES:															
161	A	Cal Poly	73 91	69	A	UC Davis	63 74								
253	A	Hawai i	57 63	335	H	Long Beach St.	77 53								
177	H	UC Irvine	71 81	161	H	Cal Poly	82 87								
184	A	CSUN	55 60	122	H	UTEP	62 73								
253	H	Hawai i	79 57	52	A	Minnesota	75 101								
298	H	Cal St. Fullerton	63 50	71	A	South Dakota	66 75								

Non-Div I Games:

UC Riverside

Average RPI Win:	260	WON-LOST	WINNING	LAST 10	STRENGTH OF	OPP. STRENGTH	TEAM	ADJ.	CONF.	ADJ CONF.
Average RPI Loss:	131	RECORD	PCT. RANK	GAMES	SCHEDULE	OF SCHEDULE	RPI	RPI	RPI	RPI
DIV. I ONLY	8- 13	241	6- 4	120	239	201	201	21	21	
DIV. I NON-CONF.	3- 9	280	2- 1	102	226	226	226	20	20	
TOTALS	RPI 1-25	RPI 26-50	W-L RECORDS	RPI 51-100	RPI 101-999	RPI 201+				
8- 13	0- 1	0- 1	OVERALL	0- 4	8- 7	6- 3				
4- 5	0- 0	0- 0	HOME	0- 1	4- 4	3- 2				
4- 7	0- 1	0- 1	AWAY	0- 2	4- 3	3- 1				
0- 1	0- 0	0- 0	NEUTRAL	0- 1	0- 0	0- 0				
3- 9	0- 1	0- 1	NON-CONFERENCE	0- 2	3- 5	3- 3				
1- 3	0- 0	0- 0	HOME	0- 0	1- 3	1- 2				
2- 5	0- 1	0- 1	AWAY	0- 1	2- 2	2- 1				
0- 1	0- 0	0- 0	NEUTRAL	0- 1	0- 0	0- 0				
5- 4	0- 0	0- 0	CONFERENCE	0- 2	5- 2	3- 0				
3- 2	0- 0	0- 0	HOME	0- 1	3- 1	2- 0				
2- 2	0- 0	0- 0	AWAY	0- 1	2- 1	1- 0				
0- 0	0- 0	0- 0	NEUTRAL	0- 0	0- 0	0- 0				

RPI	S	Opponent	Score	RPI	S	Opponent	Score	RPI	S	Opponent	Score	RPI	S	Opponent	Score	Team's RPI: 201
8	A	UCLA	44 74	48	A	Oregon St.	49 74	69	A	UC Davis	63 69	147	H	Fresno St.	57 64	
								69	H	UC Davis	61 68	160	A	Loyola Marymount	61 67	
								74	N	UAB	54 67	161	H	Cal Poly	73 68	
								79	A	Saint Mary's (CA)	59 89	177	A	UC Irvine	74 77	
												184	A	CSUN	74 73	
												184	H	CSUN	30 48	
												206	H	Seattle U	71 77	
												213	H	San Diego	58 71	
												235	A	New Mexico St.	77 47	
												250	H	San Diego St.	77 64	
												253	H	Hawaii	71 61	
												274	A	Santa Clara	63 68	
												324	A	Northern Ari z.	96 93	
												335	A	Long Beach St.	90 74	
												335	H	Long Beach St.	51 44	
LAST 12 Division I GAMES:																
253	H	Hawaii	71 61	184	A	CSUN	74 73									
184	H	CSUN	30 48	161	H	Cal Poly	73 68									
69	A	UC Davis	63 69	335	H	Long Beach St.	51 44									
335	A	Long Beach St.	90 74	235	A	New Mexico St.	77 47									
69	H	UC Davis	61 68	250	H	San Diego St.	77 64									
177	A	UC Irvine	74 77	160	A	Loyola Marymount	61 67									

Non-Div I Games:

UC Santa Barbara

Average RPI Win:	164	WON-LOST	WINNING	LAST 10	STRENGTH OF	OPP. STRENGTH	TEAM	ADJ.	CONF.	ADJ CONF.
Average RPI Loss:	76	RECORD	PCT. RANK	GAMES	SCHEDULE	OF SCHEDULE	RPI	RPI	RPI	RPI
DIV. I ONLY	16- 7	69	8- 2	71	69	47	47	8	8	
DIV. I NON-CONF.	8- 5	111	1- 1	61	128	64	64	7	7	
<hr/>										
TOTALS	RPI 1-25	RPI 26-50	W-L RECORDS	RPI 51-100	RPI 101-999	RPI 201+				
16- 7	0- 1	0- 1	OVERALL	4- 3	12- 2	5- 0				
9- 2	0- 0	0- 0	HOME	2- 2	7- 0	2- 0				
7- 5	0- 1	0- 1	AWAY	2- 1	5- 2	3- 0				
0- 0	0- 0	0- 0	NEUTRAL	0- 0	0- 0	0- 0				
8- 5	0- 0	0- 0	NON-CONFERENCE	3- 3	5- 2	3- 0				
4- 2	0- 0	0- 0	HOME	1- 2	3- 0	1- 0				
4- 3	0- 0	0- 0	AWAY	2- 1	2- 2	2- 0				
0- 0	0- 0	0- 0	NEUTRAL	0- 0	0- 0	0- 0				
8- 2	0- 1	0- 1	CONFERENCE	1- 0	7- 0	2- 0				
5- 0	0- 0	0- 0	HOME	1- 0	4- 0	1- 0				
3- 2	0- 1	0- 1	AWAY	0- 0	3- 0	1- 0				
0- 0	0- 0	0- 0	NEUTRAL	0- 0	0- 0	0- 0				

UCF

UCF

RPI	S	Opponent	Score	RPI	S	Opponent	Score	Team's RPI: 47	RPI	S	Opponent	Score	RPI	S	Opponent	Score
1	A	UConn	44 80	27	A	South Fla.	45 62		58	H	Mercer	64 73	142	A	Cincinnati	50 38
									63	A	Virginia Tech	69 86	151	A	Pacific	74 78
									64	H	IUPUI	63 59	152	H	Davison	62 54
									67	H	Elon	57 71	153	H	UNI	53 43
									69	A	UC Davis	62 55	155	H	Wichita St.	59 53
									92	A	Chattanooga	58 57	167	A	Samford	51 58
									98	H	Tulane	59 51	169	A	Tulsa	47 44
													175	H	Temple	76 46
													179	H	Memphis	61 41
													203	A	Boston U.	47 32
													214	A	SMU	60 42
													214	H	SMU	58 43
													217	A	Gardner-Webb	65 30
													320	H	Ga. Southern	62 38
<hr/>																
LAST 12 Division I GAMES:																
179	H	Memphis	61 41	1	A	UConn	44 80		155	H	Wichita St.	59 53				
142	A	Cincinnati	50 38						214	A	SMU	60 42				
169	A	Tulsa	47 44						175	H	Temple	76 46				
214	H	SMU	58 43						152	H	Davison	62 54				
98	H	Tulane	59 51						151	A	Pacific	74 78				
27	A	South Fla.	45 62													

Non-Div I Games:

UCF

Average RPI Win: 103		WON-LOST	WINNING	LAST 10	STRENGTH OF	OPP. STRENGTH	TEAM	ADJ.	CONF.	ADJ CONF.
Average RPI Loss: 19		RECORD	PCT. RANK	GAMES	SCHEDULE	OF SCHEDULE	RPI	RPI	RPI	RPI
DIV. I ONLY		19- 4	16	9- 1	13	3	8	8	4	4
DIV. I NON-CONF.		9- 2	34	0- 0	35	13	14	14	3	3
-----										
TOTALS		RPI 1-25	RPI 26-50	W-L RECORDS		RPI 51-100	RPI 101-999	RPI 201+		
19- 4		2- 3	4- 0	OVERALL		7- 1	6- 0	3- 0		
9- 2		2- 2	2- 0	HOME		1- 0	4- 0	3- 0		
8- 2		0- 1	1- 0	AWAY		5- 1	2- 0	0- 0		
2- 0		0- 0	1- 0	NEUTRAL		1- 0	0- 0	0- 0		
9- 2		1- 1	1- 0	NON-CONFERENCE		3- 1	4- 0	3- 0		
5- 1		1- 1	0- 0	HOME		0- 0	4- 0	3- 0		
2- 1		0- 0	0- 0	AWAY		2- 1	0- 0	0- 0		
2- 0		0- 0	1- 0	NEUTRAL		1- 0	0- 0	0- 0		
10- 2		1- 2	3- 0	CONFERENCE		4- 0	2- 0	0- 0		
4- 1		1- 1	2- 0	HOME		1- 0	0- 0	0- 0		
6- 1		0- 1	1- 0	AWAY		3- 0	2- 0	0- 0		
0- 0		0- 0	0- 0	NEUTRAL		0- 0	0- 0	0- 0		

RPI	S	Opponent	Score	RPI	S	Opponent	Score	RPI	S	Opponent	Score	RPI	S	Opponent	Score
1	H	UConn	60 78	36	A	Cal i forn i a	82 46	51	A	Southern Cal i forn i a	84 70	132	A	Col orado	93 55
7	H	Oregon	61 70	36	H	Cal i forn i a	60 52	51	H	Southern Cal i forn i a	59 46	171	A	Washi ngton	86 69
9	H	Bayl or	82 68	38	N	Creighton	72 63	55	A	Oklahoma St.	72 87	201	H	UC Santa Barbara	74 44
12	A	Stanford	65 76	48	H	Oregon St.	84 49	73	A	Fordham	67 30	243	H	UC Ri versi de	68 48
12	H	Stanford	64 53					83	A	Washi ngton St.	79 71	249	H	San Jose St.	129 69
								85	A	Utah	81 74	255	H	Presbyter i an	76 40
								89	N	Kansas St.	64 55				
								94	A	Seton Hall	77 68				
LAST 12 Di vi si on I GAMES:															
51	A	Southern Cal i forn i a	84 70	132	A	Col orado	93 55								
51	H	Southern Cal i forn i a	59 46	85	A	Utah	81 74								
83	A	Washi ngton St.	79 71	7	H	Oregon	61 70								
171	A	Washi ngton	86 69	48	H	Oregon St.	84 49								
12	H	Stanford	64 53	36	A	Cal i forn i a	82 46								
36	H	Cal i forn i a	60 52	12	A	Stanford	65 76								

Non-Di v I Games:

UCLA

Average RPI	Win:	79	WON-LOST	WINNING	LAST 10	STRENGTH OF	OPP. STRENGTH	TEAM	ADJ.	CONF.	ADJ CONF.
Average RPI	Loss:	0	RECORD	PCT. RANK	GAMES	SCHEDULE	OF SCHEDULE	RPI	RPI	RPI	RPI
DIV. I ONLY		22- 0	1	10- 0	3	1	1	1	1	8	8
DIV. I NON-CONF.		12- 0	1	2- 0	1	1	1	1	1	7	7
-----											
TOTALS	RPI 1-25		RPI 26-50		W-L RECORDS	RPI 51-100		RPI 101-999		RPI 201+	
22- 0	7- 0		6- 0		OVERALL	2- 0		7- 0		1- 0	
8- 0	2- 0		2- 0		HOME	1- 0		3- 0		0- 0	
10- 0	4- 0		2- 0		AWAY	0- 0		4- 0		1- 0	
4- 0	1- 0		2- 0		NEUTRAL	1- 0		0- 0		0- 0	
12- 0	7- 0		3- 0		NON-CONFERENCE	1- 0		1- 0		0- 0	
3- 0	2- 0		1- 0		HOME	0- 0		0- 0		0- 0	
5- 0	4- 0		0- 0		AWAY	0- 0		1- 0		0- 0	
4- 0	1- 0		2- 0		NEUTRAL	1- 0		0- 0		0- 0	
10- 0	0- 0		3- 0		CONFERENCE	1- 0		6- 0		1- 0	
5- 0	0- 0		1- 0		HOME	1- 0		3- 0		0- 0	
5- 0	0- 0		2- 0		AWAY	0- 0		3- 0		1- 0	
0- 0	0- 0		0- 0		NEUTRAL	0- 0		0- 0		0- 0	

RPI	S	Opponent	Score	RPI	S	Opponent	Score	RPI	S	Opponent	Score	RPI	S	Opponent	Score
2	H	Notre Dame	80 71	27	A	South Fla.	100 49	60	N	Michigan St.	96 62	142	H	Cincinnati	106 65
8	A	UCLA	78 60	30	N	Oklahoma	88 64	98	H	Tulane	98 45	169	H	Tulsa	78 60
10	A	Texas	75 71	36	H	California	82 47					175	A	Temple	113 57
12	N	Stanford	78 53	43	A	Houston	95 35					179	A	Memphis	93 36
18	H	Maryland	97 72	47	H	UCF	80 44					179	H	Memphis	97 49
21	A	South Carolina	83 58	49	N	Duquesne	104 52					190	A	Nevada	88 57
24	A	DePaul	103 69									219	A	East Carolina	96 35
-----															
LAST 12 Division I GAMES:															
142	H	Cincinnati	106 65	10	A	Texas	75 71	43	A	Houston	95 35	47	H	UCF	80 44
21	A	South Carolina	83 58	27	A	South Fla.	100 49	219	A	East Carolina	96 35	179	H	Memphis	97 49
98	H	Tulane	98 45	47	H	UCF	80 44								
179	A	Memphis	93 36												
175	A	Temple	113 57												
169	H	Tulsa	78 60												

Non-Div I Games:

UConn



UMBC		Average RPI Win: 317	WON-LOST RECORD	WINNING PCT. RANK	LAST 10 GAMES	STRENGTH OF SCHEDULE	OPP. STRENGTH OF SCHEDULE	TEAM RPI	ADJ. RPI	CONF. RPI	ADJ CONF. RPI
		Average RPI Loss: 173									
DIV. I ONLY		2- 20	338	2- 8	195	248	327	327	20	20	
DIV. I NON-CONF.		0- 12	337	0- 2	231	269	341	341	24	24	
-----											
TOTALS		RPI 1-25	RPI 26-50	W-L RECORDS	RPI 51-100	RPI 101-999	RPI 201+				
2- 20		0- 0	0- 1	OVERALL	0- 6	2- 13	2- 8				
1- 8		0- 0	0- 0	HOME	0- 3	1- 5	1- 3				
1- 10		0- 0	0- 1	AWAY	0- 3	1- 6	1- 3				
0- 2		0- 0	0- 0	NEUTRAL	0- 0	0- 2	0- 2				
0- 12		0- 0	0- 1	NON-CONFERENCE	0- 3	0- 8	0- 6				
0- 4		0- 0	0- 0	HOME	0- 1	0- 3	0- 1				
0- 6		0- 0	0- 1	AWAY	0- 2	0- 3	0- 3				
0- 2		0- 0	0- 0	NEUTRAL	0- 0	0- 2	0- 2				
2- 8		0- 0	0- 0	CONFERENCE	0- 3	2- 5	2- 2				
1- 4		0- 0	0- 0	HOME	0- 2	1- 2	1- 2				
1- 4		0- 0	0- 0	AWAY	0- 1	1- 3	1- 0				
0- 0		0- 0	0- 0	NEUTRAL	0- 0	0- 0	0- 0				

RPI 1-25				RPI 26-50				RPI 51-100				RPI 101+ Team's RPI: 327			
RPI	S	Opponent	Score	RPI	S	Opponent	Score	RPI	S	Opponent	Score	RPI	S	Opponent	Score
				45	A	Princeton	40 77	66	H	American	48 61	145	A	Binghamton	51 81
								73	A	Fordham	46 55	158	A	Hartford	54 65
								76	A	Maine	36 69	185	A	New Hampshire	51 56
								76	H	Maine	50 64	189	H	Columbia	44 60
								77	H	Albany (NY)	75 78	196	H	Denver	48 70
								96	A	George Mason	38 58	210	H	Stony Brook	44 69
												231	A	Hofstra	55 71
												238	N	St. Bonaventure	54 63
												263	A	Towson	64 95
												267	N	North Dakota St.	53 67
												277	H	LIU Brooklyn	52 66
												287	A	Vermont	52 51
												287	H	Vermont	58 72
												303	A	UMES	43 66
												346	H	UMass Lowell	66 54
LAST 12 Division I GAMES:															
287	A	Vermont	52 51	346	H	UMass Lowell	66 54								
210	H	Stony Brook	44 69	76	H	Maine	50 64								
76	A	Maine	36 69	287	H	Vermont	58 72								
145	A	Binghamton	51 81	185	A	New Hampshire	51 56								
77	H	Albany (NY)	75 78	45	A	Princeton	40 77								
158	A	Hartford	54 65	303	A	UMES	43 66								

Non-Div I Games: Gettysburg 72 45

UMBC

Average RPI Win: 317  
Average RPI Loss: 171

WON-LOST  
RECORD

WINNING  
PCT. RANK

LAST 10  
GAMES

STRENGTH OF  
SCHEDULE

OPP. STRENGTH  
OF SCHEDULE

TEAM  
RPI

ADJ.  
RPI

CONF.  
RPI

ADJ CONF.  
RPI

DIV. I ONLY	5- 14	289	4- 6	257	317	303	303	31	31
DIV. I NON-CONF.	1- 8	313	1- 1	99	146	280	280	31	31
-----									
TOTALS	RPI 1-25	RPI 26-50	W-L RECORDS	RPI 51-100	RPI 101-999	RPI 201+			
5- 14	0- 1	0- 1	OVERALL	0- 2	5- 10	5- 6			
4- 4	0- 0	0- 0	HOME	0- 0	4- 4	4- 2			
1- 9	0- 1	0- 1	AWAY	0- 2	1- 5	1- 4			
0- 1	0- 0	0- 0	NEUTRAL	0- 0	0- 1	0- 0			
1- 8	0- 1	0- 1	NON-CONFERENCE	0- 2	1- 4	1- 2			
1- 1	0- 0	0- 0	HOME	0- 0	1- 1	1- 1			
0- 6	0- 1	0- 1	AWAY	0- 2	0- 2	0- 1			
0- 1	0- 0	0- 0	NEUTRAL	0- 0	0- 1	0- 0			
4- 6	0- 0	0- 0	CONFERENCE	0- 0	4- 6	4- 4			
3- 3	0- 0	0- 0	HOME	0- 0	3- 3	3- 1			
1- 3	0- 0	0- 0	AWAY	0- 0	1- 3	1- 3			
0- 0	0- 0	0- 0	NEUTRAL	0- 0	0- 0	0- 0			

RPI 1-25				RPI 26-50				RPI 51-100				RPI 101+ Team's RPI: 303			
RPI	S	Opponent	Score	RPI	S	Opponent	Score	RPI	S	Opponent	Score	RPI	S	Opponent	Score
22	A	Buffalo	41 76	37	A	Syracuse	45 68	63	A	Virginia Tech	52 90	103	A	Wake Forest	50 92
								96	A	George Mason	68 82	130	H	Bethune-Cookman	48 55
												145	N	Binghamton	51 68
												178	H	Hampton	65 70
												219	A	East Carolina	54 64
												224	H	N. C. A&T	45 57
												242	H	Howard	58 52
												275	A	Morgan St.	50 63
												283	H	Mt. St. Mary's	63 66
												301	A	Coppin St.	63 69
												321	A	South Carolina St.	51 54
												327	H	UMBC	66 43
												334	H	N. C. Central	84 73
												340	A	Savannah St.	68 56
												343	H	Florida A&M	87 70
LAST 12 Division I GAMES:															
343	H	Florida A&M	87 70	340	A	Savannah St.	68 56								
301	A	Coppin St.	63 69	130	H	Bethune-Cookman	48 55								
242	H	Howard	58 52	178	H	Hampton	65 70								
334	H	N. C. Central	84 73	275	A	Morgan St.	50 63								
224	H	N. C. A&T	45 57	219	A	East Carolina	54 64								
321	A	South Carolina St.	51 54	327	H	UMBC	66 43								

Non-Div I Games:

Wesley

97 30

Alas. Anchorage

59

69

Valley Forge

92

38

UMES

Loss, Non-Conf, S Site, H Home A Away N Neutral

UMKC				WON-LOST		WINNING		LAST 10		STRENGTH OF		OPP. STRENGTH		TEAM		ADJ.		CONF.		ADJ CONF.	
Average RPI Win: 255				RECORD		PCT. RANK		GAMES		SCHEDULE		OF SCHEDULE		RPI		RPI		RPI		RPI	
Average RPI Loss: 174																					
DIV. I ONLY				5- 15		296		4- 5		166		280		259		259		30		30	
DIV. I NON-CONF.				1- 11		331		1- 2		144		114		291		291		30		30	
TOTALS				RPI 1-25		RPI 26-50		W-L RECORDS		RPI 51-100		RPI 101-999		RPI 201+							
5- 15				0- 0		0- 1		OVERALL		0- 1		5- 13		4- 6							
1- 6				0- 0		0- 1		HOME		0- 0		1- 5		1- 4							
3- 9				0- 0		0- 0		AWAY		0- 1		3- 8		3- 2							
1- 0				0- 0		0- 0		NEUTRAL		0- 0		1- 0		0- 0							
1- 11				0- 0		0- 1		NON-CONFERENCE		0- 1		1- 9		0- 2							
0- 3				0- 0		0- 1		HOME		0- 0		0- 2		0- 1							
0- 8				0- 0		0- 0		AWAY		0- 1		0- 7		0- 1							
1- 0				0- 0		0- 0		NEUTRAL		0- 0		1- 0		0- 0							
4- 4				0- 0		0- 0		CONFERENCE		0- 0		4- 4		4- 4							
1- 3				0- 0		0- 0		HOME		0- 0		1- 3		1- 3							
3- 1				0- 0		0- 0		AWAY		0- 0		3- 1		3- 1							
0- 0				0- 0		0- 0		NEUTRAL		0- 0		0- 0		0- 0							

RPI 1-25				RPI 26-50				RPI 51-100				RPI 101+ Team's RPI: 259			
RPI	S	Opponent	Score	RPI	S	Opponent	Score	RPI	S	Opponent	Score	RPI	S	Opponent	Score
				31	H	Northern Colo.	73 88					106	A	Western Ill.	71 90
								56	A	Nebraska	60 80	117	A	Iowa St.	45 61
												139	A	Kansas	48 63
												155	A	Wichita St.	63 72
												156	N	Stetson	67 50
												169	A	Tulsa	52 76
												180	A	Fla. Atlantic	55 65
												196	H	Denver	68 77
												205	H	Oral Roberts	73 76
												206	H	Seattle U	58 62
												235	A	New Mexico St.	62 70
												240	A	CSU Bakersfield	60 58
												240	H	CSU Bakersfield	62 76
												265	A	Illinois St.	53 64
												278	A	Grand Canyon	62 59
												278	H	Grand Canyon	84 82
												308	H	Utah Valley	59 66
												322	A	UTRGV	54 52
LAST 12 Division I GAMES:															
240	H	CSU Bakersfield	62 76	308	H	Utah Valley	59 66								
278	H	Grand Canyon	84 82	322	A	UTRGV	54 52								
235	A	New Mexico St.	62 70	180	A	Fla. Atlantic	55 65								
278	A	Grand Canyon	62 59	156	N	Stetson	67 50								
240	A	CSU Bakersfield	60 58	196	H	Denver	68 77								
206	H	Seattle U	58 62	31	H	Northern Colo.	73 88								

Non-Div I Games: Lincoln (MO) 98 41 Harris-Stowe 114 59 Cent. Christian Bib90 10

UMKC

Loss, Non-Conf, S Site, H Home A Away N Neutral

Average RPI		Win: 267	Loss: 223	WON-LOST RECORD	WINNING PCT. RANK	LAST 10 GAMES	STRENGTH OF SCHEDULE	OPP. STRENGTH OF SCHEDULE	TEAM RPI	ADJ. RPI	CONF. RPI	ADJ CONF. RPI
DIV. I ONLY				2- 20	338	0- 10	319	331	346	346	20	20
DIV. I NON-CONF.				2- 10	300	0- 2	348	346	348	348	24	24
TOTALS		RPI 1-25			RPI 26-50		W-L RECORDS	RPI 51-100	RPI 101-999		RPI 201+	
2- 20	0- 0			0- 0		OVERALL	0- 3	2- 17		1- 13		
1- 8	0- 0			0- 0		HOME	0- 2	1- 6		0- 4		
1- 12	0- 0			0- 0		AWAY	0- 1	1- 11		1- 9		
0- 0	0- 0			0- 0		NEUTRAL	0- 0	0- 0		0- 0		
2- 10	0- 0			0- 0		NON-CONFERENCE	0- 0	2- 10		1- 10		
1- 4	0- 0			0- 0		HOME	0- 0	1- 4		0- 4		
1- 6	0- 0			0- 0		AWAY	0- 0	1- 6		1- 6		
0- 0	0- 0			0- 0		NEUTRAL	0- 0	0- 0		0- 0		
0- 10	0- 0			0- 0		CONFERENCE	0- 3	0- 7		0- 3		
0- 4	0- 0			0- 0		HOME	0- 2	0- 2		0- 0		
0- 6	0- 0			0- 0		AWAY	0- 1	0- 5		0- 3		
0- 0	0- 0			0- 0		NEUTRAL	0- 0	0- 0		0- 0		

[illegible]

Non-Div I Games:	Fisher	102	47
------------------	--------	-----	----

UMass Lowell I

■ Loss, ■ Non-Conf, S Site, H Home A Away N Neutral

Average RPI Win:	262	WON-LOST	WINNING	LAST 10	STRENGTH OF	OPP. STRENGTH	TEAM	ADJ.	CONF.	ADJ CONF.
Average RPI Loss:	173	RECORD	PCT. RANK	GAMES	SCHEDULE	OF SCHEDULE	RPI	RPI	RPI	RPI
DIV. I ONLY	10- 11	193	7- 3	295	281	246	246	27	27	
DIV. I NON-CONF.	2- 8	290	0- 1	283	168	308	308	28	28	
-----										
TOTALS	RPI 1-25	RPI 26-50	W-L RECORDS	RPI 51-100	RPI 101-999	RPI 201+				
10- 11	0- 1	0- 0	OVERALL	0- 1	10- 9	8- 3				
4- 7	0- 0	0- 0	HOME	0- 1	4- 6	3- 1				
6- 4	0- 1	0- 0	AWAY	0- 0	6- 3	5- 2				
0- 0	0- 0	0- 0	NEUTRAL	0- 0	0- 0	0- 0				
2- 8	0- 1	0- 0	NON-CONFERENCE	0- 1	2- 6	2- 2				
1- 4	0- 0	0- 0	HOME	0- 1	1- 3	1- 0				
1- 4	0- 1	0- 0	AWAY	0- 0	1- 3	1- 2				
0- 0	0- 0	0- 0	NEUTRAL	0- 0	0- 0	0- 0				
8- 3	0- 0	0- 0	CONFERENCE	0- 0	8- 3	6- 1				
3- 3	0- 0	0- 0	HOME	0- 0	3- 3	2- 1				
5- 0	0- 0	0- 0	AWAY	0- 0	5- 0	4- 0				
0- 0	0- 0	0- 0	NEUTRAL	0- 0	0- 0	0- 0				

RPI 1-25				RPI 26-50				RPI 51-100				RPI 101+				Team's RPI: 246
RPI	S	Opponent	Score	RPI	S	Opponent	Score	RPI	S	Opponent	Score	RPI	S	Opponent	Score	
19	A	NC State	55 87					58	H	Mercer	56 67	101	H	Liberty	48 41	
												131	H	Middle Tenn.	57 72	
												152	A	Davison	50 58	
												159	H	High Point	45 58	
												162	A	Radford	67 56	
												162	H	Radford	48 64	
												176	H	Charlotte	47 51	
												188	H	Furman	63 71	
												217	A	Gardner-Webb	61 60	
												247	A	Campbell	60 52	
												255	H	Presbyterian	74 76	
												268	H	Appalachian St.	69 60	
												273	A	Wofford	68 70	
												297	A	USC Upstate	76 70	
												300	A	Charleston So.	78 61	
												326	A	Western Caro.	52 62	
												339	A	Winthrop	70 48	
												339	H	Winthrop	63 51	
												349	H	Longwood	82 52	
-----																
LAST 12 Division I GAMES:																
162	H	Radford	48 64	101	H	Liberty	48 41									
339	H	Winthrop	63 51	349	H	Longwood	82 52									
217	A	Gardner-Webb	61 60	162	A	Radford	67 56									
255	H	Presbyterian	74 76	159	H	High Point	45 58									
300	A	Charleston So.	78 61	247	A	Campbell	60 52									
339	A	Winthrop	70 48	188	H	Furman	63 71									

Non-Div I Games: Warren Wilson 100 53

UNC Asheville

Average RPI Win:	252	WON-LOST	WINNING	LAST 10	STRENGTH OF	OPP. STRENGTH	TEAM	ADJ.	CONF.	ADJ CONF.
Average RPI Loss:	154	RECORD	PCT. RANK	GAMES	SCHEDULE	OF SCHEDULE	RPI	RPI	RPI	RPI
DIV. I ONLY	7- 13	258	4- 5	167	237	232	232	17	17	
DIV. I NON-CONF.	3- 8	268	1- 1	221	321	265	265	16	16	
<hr/>										
TOTALS	RPI 1-25	RPI 26-50	W-L RECORDS	RPI 51-100	RPI 101-999	RPI 201+				
7- 13	0- 1	0- 1	OVERALL	0- 3	7- 8	5- 4				
4- 4	0- 0	0- 0	HOME	0- 1	4- 3	2- 2				
3- 9	0- 1	0- 1	AWAY	0- 2	3- 5	3- 2				
0- 0	0- 0	0- 0	NEUTRAL	0- 0	0- 0	0- 0				
3- 8	0- 1	0- 1	NON-CONFERENCE	0- 0	3- 6	3- 4				
1- 3	0- 0	0- 0	HOME	0- 0	1- 3	1- 2				
2- 5	0- 1	0- 1	AWAY	0- 0	2- 3	2- 2				
0- 0	0- 0	0- 0	NEUTRAL	0- 0	0- 0	0- 0				
4- 5	0- 0	0- 0	CONFERENCE	0- 3	4- 2	2- 0				
3- 1	0- 0	0- 0	HOME	0- 1	3- 0	1- 0				
1- 4	0- 0	0- 0	AWAY	0- 2	1- 2	1- 0				
0- 0	0- 0	0- 0	NEUTRAL	0- 0	0- 0	0- 0				

RPI 1-25				RPI 26-50				RPI 51-100				RPI 101+				Team's RPI: 232
RPI	S	Opponent	Score	RPI	S	Opponent	Score	RPI	S	Opponent	Score	RPI	S	Opponent	Score	
16	A	Duke	54 85	28	A	Virginia	50 68	58	A	Mercer	57 80	144	A	ETSU	52 60	
								92	A	Chattanooga	42 49	144	H	ETSU	65 61	
								92	H	Chattanooga	57 73	159	H	High Point	72 81	
												162	A	Radford	53 56	
												167	A	Samford	48 56	
												188	H	Furman	76 74	
												216	A	Norfolk St.	63 64	
												247	H	Campbell	61 72	
												255	A	Presbyterian	64 57	
												273	H	Wofford	66 51	
												280	A	Coastal Caro.	60 54	
												299	H	VCU	74 61	
												307	H	Murray St.	52 63	
												312	A	Eastern Ky.	59 70	
												326	A	Western Caro.	88 67	
<hr/>																
LAST 12 Division I GAMES:																
				92	H	Chattanooga	57 73	273	H	Wofford	66 51					
				144	H	ETSU	65 61	144	A	ETSU	52 60					
				326	A	Western Caro.	88 67	92	A	Chattanooga	42 49					
				167	A	Samford	48 56	159	H	High Point	72 81					
				58	A	Mercer	57 80	255	A	Presbyterian	64 57					
				188	H	Furman	76 74	216	A	Norfolk St.	63 64					

Non-Div I Games: Greensboro 82 34 Tusculum 69 71 Lees-McRae 78 62 Southern Wesleyan 96 35  
UNCG

UNCW				Average RPI Win: 279		WON-LOST RECORD		WINNING PCT. RANK		LAST 10 GAMES		STRENGTH OF SCHEDULE		OPP. STRENGTH OF SCHEDULE		TEAM RPI		ADJ. RPI		CONF. RPI		ADJ CONF. RPI	
Average RPI Loss: 148																							
DIV. I ONLY				6- 14		279		1- 9		205		207		264		264		10		10			
DIV. I NON-CONF.				5- 4		146		1- 0		331		265		229		229		12		12			
TOTALS				RPI 1-25		RPI 26-50		W-L RECORDS		RPI 51-100		RPI 101-999		RPI 201+									
6- 14				0- 0		0- 0		OVERALL		0- 4		6- 10		6- 3									
4- 5				0- 0		0- 0		HOME		0- 1		4- 4		4- 1									
2- 9				0- 0		0- 0		AWAY		0- 3		2- 6		2- 2									
0- 0				0- 0		0- 0		NEUTRAL		0- 0		0- 0		0- 0									
5- 4				0- 0		0- 0		NON-CONFERENCE		0- 1		5- 3		5- 1									
4- 0				0- 0		0- 0		HOME		0- 0		4- 0		4- 0									
1- 4				0- 0		0- 0		AWAY		0- 1		1- 3		1- 1									
0- 0				0- 0		0- 0		NEUTRAL		0- 0		0- 0		0- 0									
1- 10				0- 0		0- 0		CONFERENCE		0- 3		1- 7		1- 2									
0- 5				0- 0		0- 0		HOME		0- 1		0- 4		0- 1									
1- 5				0- 0		0- 0		AWAY		0- 2		1- 3		1- 1									
0- 0				0- 0		0- 0		NEUTRAL		0- 0		0- 0		0- 0									

RPI 1-25				RPI 26-50				RPI 51-100				RPI 101+				Team's RPI : 264	
RPI	S	Opponent	Score	RPI	S	Opponent	Score	RPI	S	Opponent	Score	RPI	S	Opponent	Score		
								57	A	Drexel	42 68	128	A	Del aware	62 80		
								67	A	El on	67 75	128	H	Del aware	49 82		
								82	H	James Madi son	48 63	134	A	Northeastern	39 56		
								91	A	North Carolina	60 86	134	H	Northeastern	47 54		
												137	H	William & Mary	53 66		
												146	A	Pittsburgh	55 74		
												188	A	Furman	71 76		
												219	H	East Carol ina	66 62		
												231	A	Hofstra	59 55		
												231	H	Hofstra	61 69		
												263	A	Towson	71 72		
												273	A	Wofford	65 60		
												280	A	Coastal Caro.	41 57		
												299	H	VCU	83 67		
												316	H	Georgia St.	74 62		
												334	H	N. C. Central	89 63		
LAST 12 Di vi si on I GAMES:																	
231	A	Hofstra	59 55	263	A	Towson	71 72										
134	A	Northeastern	39 56	231	H	Hofstra	61 69										
128	A	Del aware	62 80	134	H	Northeastern	47 54										
82	H	James Madi son	48 63	137	H	William & Mary	53 66										
128	H	Del aware	49 82	67	A	El on	67 75										
57	A	Drexel	42 68	316	H	Georgi a St.	74 62										

Non-Div I Games: Catawba 74 59 UNC Pembroke 73 64

UNCW

Average RPI Win:	212	WON-LOST	WINNING	LAST 10	STRENGTH OF	OPP. STRENGTH	TEAM	ADJ.	CONF.	ADJ CONF.
Average RPI Loss:	97	RECORD	PCT. RANK	GAMES	SCHEDULE	OF SCHEDULE	RPI	RPI	RPI	RPI
DIV. I ONLY	10- 11	193	6- 4	149	110	153	153	24	24	
DIV. I NON-CONF.	3- 7	254	1- 0	41	6	132	132	22	22	
-----										
TOTALS	RPI 1-25	RPI 26-50	W-L RECORDS	RPI 51-100	RPI 101-999	RPI 201+				
10- 11	0- 1	0- 3	OVERALL	2- 2	8- 5	6- 1				
6- 3	0- 1	0- 0	HOME	0- 1	6- 1	4- 0				
3- 8	0- 0	0- 3	AWAY	1- 1	2- 4	2- 1				
1- 0	0- 0	0- 0	NEUTRAL	1- 0	0- 0	0- 0				
3- 7	0- 1	0- 3	NON-CONFERENCE	2- 1	1- 2	0- 1				
1- 2	0- 1	0- 0	HOME	0- 1	1- 0	0- 0				
1- 5	0- 0	0- 3	AWAY	1- 0	0- 2	0- 1				
1- 0	0- 0	0- 0	NEUTRAL	1- 0	0- 0	0- 0				
7- 4	0- 0	0- 0	CONFERENCE	0- 1	7- 3	6- 0				
5- 1	0- 0	0- 0	HOME	0- 0	5- 1	4- 0				
2- 3	0- 0	0- 0	AWAY	0- 1	2- 2	2- 0				
0- 0	0- 0	0- 0	NEUTRAL	0- 0	0- 0	0- 0				

RPI 1-25				RPI 26-50				RPI 51-100				RPI 101+				Team's RPI: 153
RPI	S	Opponent	Score	RPI	S	Opponent	Score	RPI	S	Opponent	Score	RPI	S	Opponent	Score	
23	H	Iowa	47 71	38	A	Creighton	78 89	64	H	IUPUI	48 54	116	A	Missouri St.	52 62	
				41	A	South Dakota St.	47 57	77	N	Wyoming	55 40	116	H	Missouri St.	52 57	
				47	A	UCF	43 53	86	A	Drake	64 81	117	H	Iowa St.	57 53	
								89	A	Kansas St.	72 71	141	A	Southern Ill.	53 60	
												141	H	Southern Ill.	71 63	
												157	A	North Dakota	72 80	
												234	A	Omaha	74 78	
												248	A	Bradley	51 40	
												256	H	Indiana St.	59 53	
												265	A	Illinois St.	58 36	
												288	H	Valparaiso	77 56	
												295	H	Loyola Chicago	70 41	
												348	H	Evansville	65 41	
-----																
LAST 12 Division I GAMES:																
141	H	Southern Ill.	71 63	348	H	Evansville	65 41									
116	H	Missouri St.	52 57	116	A	Missouri St.	52 62									
265	A	Illinois St.	58 36	141	A	Southern Ill.	53 60									
248	A	Bradley	51 40	288	H	Valparaiso	77 56									
86	A	Drake	64 81	295	H	Loyola Chicago	70 41									
256	H	Indiana St.	59 53	89	A	Kansas St.	72 71									

Non-Div I Games: Wis.-Parkside 92 62

UNI



UNLV		Average RPI Win: 201	WON-LOST RECORD	WINNING PCT. RANK	LAST 10 GAMES	STRENGTH OF SCHEDULE	OPP. STRENGTH OF SCHEDULE	TEAM RPI	ADJ. RPI	CONF. RPI	ADJ CONF. RPI
Average RPI Loss: 89											
DIV. I ONLY		13- 8		109	8- 2	78	119	100	100	16	16
DIV. I NON-CONF.		5- 6		187	0- 2	9	73	102	102	14	14
-----											
TOTALS	RPI 1-25		RPI 26-50		W-L RECORDS	RPI 51-100		RPI 101-999		RPI 201+	
13- 8	0- 3		1- 1		OVERALL	1- 1		11- 3		7- 1	
8- 4	0- 1		0- 1		HOME	0- 1		8- 1		4- 0	
5- 2	0- 1		1- 0		AWAY	1- 0		3- 1		3- 0	
0- 2	0- 1		0- 0		NEUTRAL	0- 0		0- 1		0- 1	
5- 6	0- 3		1- 1		NON-CONFERENCE	0- 1		4- 1		2- 1	
4- 3	0- 1		0- 1		HOME	0- 1		4- 0		2- 0	
1- 1	0- 1		1- 0		AWAY	0- 0		0- 0		0- 0	
0- 2	0- 1		0- 0		NEUTRAL	0- 0		0- 1		0- 1	
8- 2	0- 0		0- 0		CONFERENCE	1- 0		7- 2		5- 0	
4- 1	0- 0		0- 0		HOME	0- 0		4- 1		2- 0	
4- 1	0- 0		0- 0		AWAY	1- 0		3- 1		3- 0	
0- 0	0- 0		0- 0		NEUTRAL	0- 0		0- 0		0- 0	

RPI 1-25				RPI 26-50				RPI 51-100				Team's RPI: 100				RPI 101+			
RPI	S	Opponent	Score	RPI	S	Opponent	Score	RPI	S	Opponent	Score	RPI	S	Opponent	Score	RPI	S	Opponent	Score
3	H	Mississippi St.	63 103	37	H	Syracuse	55 69	52	H	Minnesota	72 79	112	H	Colorado St.	56 52				
12	A	Stanford	33 74	42	A	Gonzaga	52 50	80	A	New Mexico	68 66	147	H	Fresno St.	72 74				
22	N	Buffalo	53 80									154	H	Portland St.	88 80				
												177	H	UC Irvine	73 54				
												193	A	Boise St.	60 69				
												193	H	Boise St.	77 54				
												231	H	Hofstra	68 52				
												243	N	UC Riverside	88 95				
												249	A	San Jose St.	80 53				
												249	H	San Jose St.	79 60				
												250	A	San Diego St.	75 64				
												278	H	Grand Canyon	76 47				
												291	A	Utah St.	63 54				
												313	H	Air Force	69 57				
LAST 12 Division I GAMES:																			
193	H	Boise St.	77 54	313	H	Air Force	69 57												
249	A	San Jose St.	80 53	291	A	Utah St.	63 54												
250	A	San Diego St.	75 64	249	H	San Jose St.	79 60												
147	H	Fresno St.	72 74	193	A	Boise St.	60 69												
112	H	Colorado St.	56 52	37	H	Syracuse	55 69												
80	A	New Mexico	68 66	3	H	Mississippi St.	63 103												

Non-Div I Games:

UNLV

Average RPI Win: 317

Average RPI Loss: 177

WON-LOST  
RECORDWINNING  
PCT. RANKLAST 10  
GAMESSTRENGTH OF  
SCHEDULEOPP. STRENGTH  
OF SCHEDULETEAM  
RPIADJ.  
RPICONF.  
RPIADJ CONF.  
RPIDIV. I ONLY  
DIV. I NON-CONF.5- 15  
2- 10296  
3004- 5  
1- 2251  
209313  
335297  
331297  
33122  
2122  
21

TOTALS

RPI 1-25

RPI 26-50

W-L RECORDS

RPI 51-100

RPI 101-999

RPI 201+

5- 15

0- 0

0- 1

OVERALL

0- 2

5- 12

5- 8

3- 6

0- 0

0- 0

HOME

0- 0

3- 6

3- 4

2- 9

0- 0

0- 1

AWAY

0- 2

2- 6

2- 4

0- 0

0- 0

0- 0

NEUTRAL

0- 0

0- 0

0- 0

2- 10

0- 0

0- 0

NON-CONFERENCE

0- 2

2- 8

2- 6

2- 4

0- 0

0- 0

HOME

0- 0

2- 4

2- 3

0- 6

0- 0

0- 0

AWAY

0- 2

0- 4

0- 3

0- 0

0- 0

0- 0

NEUTRAL

0- 0

0- 0

0- 0

3- 5

0- 0

0- 1

CONFERENCE

0- 0

3- 4

3- 2

1- 2

0- 0

0- 0

HOME

0- 0

1- 2

1- 1

2- 3

0- 0

0- 1

AWAY

0- 0

2- 2

2- 1

0- 0

0- 0

0- 0

NEUTRAL

0- 0

0- 0

0- 0

RPI 1-25

RPI 26-50

RPI 51-100

RPI 101+

Team's RPI: 297

RPI S Opponent Score

RPI S Opponent

Score

RPI S Opponent Score

RPI S Opponent Score

39 A FGCU

60 93

55 A Oklahoma St. 71 108

110 H Jacksonville 45 71

63 A Virginia Tech 56 87

137 A William &amp; Mary 63 83

156 A Stetson 61 62

188 H Furman 59 80

217 A Gardner-Webb 39 60

219 A East Carolina 53 66

230 H North Florida 61 65

234 H Omaha 66 69

246 H UNC Asheville 70 76

247 A Campbell 49 69

255 H Presbyterian 69 83

260 A Lipscomb 78 97

293 A Kennesaw St. 70 64

293 H Kennesaw St. 65 61

321 H South Carolina St. 63 44

334 H N. C. Central 66 61

342 A NJIT 95 57

LAST 12 Division I GAMES:

293 A Kennesaw St. 70 64

156 A Stetson 61 62

260 A Lipscomb 78 97

342 A NJIT 95 57

293 H Kennesaw St. 65 61

334 H N. C. Central 66 61

110 H Jacksonville 45 71

55 A Oklahoma St. 71 108

230 H North Florida 61 65

246 H UNC Asheville 70 76

39 A FGCU 60 93

321 H South Carolina St. 63 44

Non-Div I Games:

Brevard

109 39

Converse

71 51

Bob Jones

79 45

USC Upstate

Loss, Non-Conf, S Site, H Home A Away N Neutral

Average RPI Win:	242	WON-LOST	WINNING	LAST 10	STRENGTH OF	OPP. STRENGTH	TEAM	ADJ.	CONF.	ADJ CONF.
Average RPI Loss:	141	RECORD	PCT. RANK	GAMES	SCHEDULE	OF SCHEDULE	RPI	RPI	RPI	RPI
DIV. I ONLY	13- 10	135	6- 4	293	150	199	199	23	23	
DIV. I NON-CONF.	6- 5	153	0- 0	212	40	153	153	23	23	
-----										
TOTALS	RPI 1-25	RPI 26-50	W-L RECORDS	RPI 51-100	RPI 101-999	RPI 201+				
13- 10	0- 0	0- 1	OVERALL	0- 4	13- 5	9- 3				
10- 2	0- 0	0- 1	HOME	0- 0	10- 1	6- 0				
3- 8	0- 0	0- 0	AWAY	0- 4	3- 4	3- 3				
0- 0	0- 0	0- 0	NEUTRAL	0- 0	0- 0	0- 0				
6- 5	0- 0	0- 1	NON-CONFERENCE	0- 4	6- 0	4- 0				
5- 1	0- 0	0- 1	HOME	0- 0	5- 0	3- 0				
1- 4	0- 0	0- 0	AWAY	0- 4	1- 0	1- 0				
0- 0	0- 0	0- 0	NEUTRAL	0- 0	0- 0	0- 0				
7- 5	0- 0	0- 0	CONFERENCE	0- 0	7- 5	5- 3				
5- 1	0- 0	0- 0	HOME	0- 0	5- 1	3- 0				
2- 4	0- 0	0- 0	AWAY	0- 0	2- 4	2- 3				
0- 0	0- 0	0- 0	NEUTRAL	0- 0	0- 0	0- 0				

RPI 1-25				RPI 26-50				RPI 51-100				RPI 101+				Team's RPI: 199
RPI	S	Opponent	Score	RPI	S	Opponent	Score	RPI	S	Opponent	Score	RPI	S	Opponent	Score	
				43	H	Houston	58 62	65	A	Georgia Tech	52 80	102	H	South Ala.	63 76	
								85	A	Utah	41 71	126	A	Little Rock	57 59	
								87	A	Arkansas	57 91	147	H	Fresno St.	67 54	
								89	A	Kansas St.	56 70	150	H	Louisiana	63 61	
												166	H	San Francisco	56 54	
												194	H	Troy	76 57	
												205	H	Oral Roberts	70 46	
												212	A	Arkansas St.	80 85	
												214	H	SMU	58 55	
												268	A	Appalachian St.	64 60	
												268	H	Appalachian St.	49 48	
												280	A	Coastal Caro.	76 89	
												280	H	Coastal Caro.	65 63	
												302	H	Incarnate Word	61 48	
												305	A	UTSA	69 68	
												316	A	Georgia St.	81 76	
												320	A	Ga. Southern	68 73	
												333	H	La. -Monroe	70 61	
LAST 12 Division I GAMES:																
280	H	Coastal Caro.	65 63	212	A	Arkansas St.	80 85									
268	H	Appalachian St.	49 48	126	A	Little Rock	57 59									
320	A	Ga. Southern	68 73	102	H	South Ala.	63 76									
316	A	Georgia St.	81 76	194	H	Troy	76 57									
333	H	La. -Monroe	70 61	268	A	Appalachian St.	64 60									
150	H	Louisiana	63 61	280	A	Coastal Caro.	76 89									

Non-Div I Games:

UT Arlington

■ Loss, 
 ■ Non-Conf, 
 ■ S Site, 
 ■ Home 
 ■ A Away 
 N Neutral

Average RPI Win:	289	WON-LOST	WINNING	LAST 10	STRENGTH OF	OPP. STRENGTH	TEAM	ADJ.	CONF.	ADJ CONF.
Average RPI Loss:	133	RECORD	PCT. RANK	GAMES	SCHEDULE	OF SCHEDULE	RPI	RPI	RPI	RPI
DIV. I ONLY	10- 12	205	7- 3	194	273	211	211	26	26	
DIV. I NON-CONF.	2- 8	290	0- 0	97	112	262	262	27	27	
-----										
TOTALS	RPI 1-25	RPI 26-50	W-L RECORDS	RPI 51-100	RPI 101-999	RPI 201+				
10- 12	0- 1	0- 1	OVERALL	0- 3	10- 7	9- 3				
6- 3	0- 0	0- 0	HOME	0- 1	6- 2	6- 1				
4- 7	0- 1	0- 1	AWAY	0- 1	4- 4	3- 2				
0- 2	0- 0	0- 0	NEUTRAL	0- 1	0- 1	0- 0				
2- 8	0- 1	0- 1	NON-CONFERENCE	0- 2	2- 4	2- 1				
2- 1	0- 0	0- 0	HOME	0- 0	2- 1	2- 0				
0- 5	0- 1	0- 1	AWAY	0- 1	0- 2	0- 1				
0- 2	0- 0	0- 0	NEUTRAL	0- 1	0- 1	0- 0				
8- 4	0- 0	0- 0	CONFERENCE	0- 1	8- 3	7- 2				
4- 2	0- 0	0- 0	HOME	0- 1	4- 1	4- 1				
4- 2	0- 0	0- 0	AWAY	0- 0	4- 2	3- 1				
0- 0	0- 0	0- 0	NEUTRAL	0- 0	0- 0	0- 0				

RPI 1-25				RPI 26-50				RPI 51-100				RPI 101+ Team's RPI: 211			
RPI	S	Opponent	Score	RPI	S	Opponent	Score	RPI	S	Opponent	Score	RPI	S	Opponent	Score
4	A	Louisville	56 91	35	A	Purdue	58 60	68	H	Belmont	63 65	133	A	SIUE	70 73
								79	N	Saint Mary's (CA)	58 69	141	A	Southern Ill.	72 84
								92	A	Chattanooga	82 87	174	A	Jacksonville St.	61 57
												191	H	Northwestern	63 71
												195	N	Eastern Wash.	58 61
												212	A	Arkansas St.	73 84
												215	H	Morehead St.	76 81
												224	H	N.C. A&T	76 63
												227	A	Austin Peay	62 69
												227	H	Austin Peay	100 66
												307	A	Murray St.	97 80
												307	H	Murray St.	85 67
												312	H	Eastern Ky.	77 49
												326	H	Western Caro.	62 54
												329	A	Tennessee Tech	67 51
												336	H	Tennessee St.	80 68
												347	A	Eastern Ill.	72 44
-----															
LAST 12 Division I GAMES:															
307	H	Murray St.	85 67	215	H	Morehead St.	76 81								
227	H	Austin Peay	100 66	312	H	Eastern Ky.	77 49								
329	A	Tennessee Tech	67 51	307	A	Murray St.	97 80								
174	A	Jacksonville St.	61 57	227	A	Austin Peay	62 69								
133	A	SIUE	70 73	68	H	Belmont	63 65								
347	A	Eastern Ill.	72 44	336	H	Tennessee St.	80 68								

Non-Div I Games: Rhodes 90 49 Ala.-Huntsville 104 73

UT Martin

Loss, Non-Conf, S Site, H Home A Away N Neutral

UTEP				Through Games Of Feb. 6, 2018																
Average RPI Win:		235	WON-LOST		WINNING		LAST 10		STRENGTH OF		OPP. STRENGTH		TEAM		ADJ.		CONF.		ADJ CONF.	
Average RPI Loss:		140	RECORD		PCT. RANK		GAMES		SCHEDULE		OF SCHEDULE		RPI		RPI		RPI		RPI	
DIV. I ONLY			14- 8		96		6- 4		171		260		122		122		18		18	
DIV. I NON-CONF.			9- 4		82		2- 1		217		308		115		115		19		19	
TOTALS		RPI 1-25		RPI 26-50		W-L RECORDS		RPI 51-100		RPI 101-999		RPI 201+								
14- 8		0- 0		0- 0		OVERALL		1- 3		13- 5		10- 2								
7- 3		0- 0		0- 0		HOME		1- 2		6- 1		4- 0								
5- 5		0- 0		0- 0		AWAY		0- 1		5- 4		5- 2								
2- 0		0- 0		0- 0		NEUTRAL		0- 0		2- 0		1- 0								
9- 4		0- 0		0- 0		NON-CONFERENCE		1- 2		8- 2		7- 2								
5- 1		0- 0		0- 0		HOME		1- 1		4- 0		4- 0								
2- 3		0- 0		0- 0		AWAY		0- 1		2- 2		2- 2								
2- 0		0- 0		0- 0		NEUTRAL		0- 0		2- 0		1- 0								
5- 4		0- 0		0- 0		CONFERENCE		0- 1		5- 3		3- 0								
2- 2		0- 0		0- 0		HOME		0- 1		2- 1		0- 0								
3- 2		0- 0		0- 0		AWAY		0- 0		3- 2		3- 0								
0- 0		0- 0		0- 0		NEUTRAL		0- 0		0- 0		0- 0								

RPI 1-25				RPI 26-50				RPI 51-100				RPI 101+				Team's RPI: 122	
RPI	S	Opponent	Score	RPI	S	Opponent	Score	RPI	S	Opponent	Score	RPI	S	Opponent	Score		
								74	H	UAB	64 84	107	A	Rice	42 56		
								80	H	New Mexico	35 59	131	H	Middle Tenn.	45 54		
								87	H	Arkansas	64 61	167	N	Samford	46 33		
								98	A	Tulane	56 67	176	H	Charlotte	67 58		
												180	A	Fla. Atlantic	66 72		
												180	H	Fla. Atlantic	75 70		
												212	A	Arkansas St.	73 76		
												219	N	East Carolina	93 79		
												235	A	New Mexico St.	68 76		
												240	H	CSU Bakersfield	67 56		
												243	A	UC Riverside	73 62		
												245	H	Texas Southern	65 55		
												251	A	North Texas	50 48		
												257	H	A&M-Corpus Christi	69 49		
												292	A	FIU	77 76		
												298	A	Cal St. Fullerton	92 91		
												305	A	UTSA	66 53		
												323	H	Houston Baptist	69 62		
LAST 12 Division I GAMES:																	
				305	A	UTSA	66 53	176	H	Charlotte	67 58						
				74	H	UAB	64 84	180	A	Fla. Atlantic	66 72						
				251	A	North Texas	50 48	292	A	FIU	77 76						
				107	A	Rice	42 56	243	A	UC Riverside	73 62						
				180	H	Fla. Atlantic	75 70	298	A	Cal St. Fullerton	92 91						
				131	H	Middle Tenn.	45 54	98	A	Tulane	56 67						

Non-Div I Games:

UTEP

■ Loss, 
 ■ Non-Conf, 
 ■ S Site, 
 ■ H Home 
 ■ A Away 
 N Neutral

Average RPI Win:	295	WON-LOST	WINNING	LAST 10	STRENGTH OF	OPP. STRENGTH	TEAM	ADJ.	CONF.	ADJ CONF.
Average RPI Loss:	209	RECORD	PCT. RANK	GAMES	SCHEDULE	OF SCHEDULE	RPI	RPI	RPI	RPI
DIV. I ONLY	8- 11	220	2- 8	343	323	322	322	30	30	
DIV. I NON-CONF.	7- 5	132	2- 3	323	304	236	236	30	30	
-----										
TOTALS	RPI 1-25	RPI 26-50	W-L RECORDS	RPI 51-100	RPI 101-999	RPI 201+				
8- 11	0- 0	0- 0	OVERALL	0- 2	8- 9	8- 8				
7- 5	0- 0	0- 0	HOME	0- 1	7- 4	7- 4				
1- 6	0- 0	0- 0	AWAY	0- 1	1- 5	1- 4				
0- 0	0- 0	0- 0	NEUTRAL	0- 0	0- 0	0- 0				
7- 5	0- 0	0- 0	NON-CONFERENCE	0- 2	7- 3	7- 2				
6- 1	0- 0	0- 0	HOME	0- 1	6- 0	6- 0				
1- 4	0- 0	0- 0	AWAY	0- 1	1- 3	1- 2				
0- 0	0- 0	0- 0	NEUTRAL	0- 0	0- 0	0- 0				
1- 6	0- 0	0- 0	CONFERENCE	0- 0	1- 6	1- 6				
1- 4	0- 0	0- 0	HOME	0- 0	1- 4	1- 4				
0- 2	0- 0	0- 0	AWAY	0- 0	0- 2	0- 2				
0- 0	0- 0	0- 0	NEUTRAL	0- 0	0- 0	0- 0				

UTRGV

UTRGV

RPI 1-25				RPI 26-50				RPI 51-100				RPI 101+				Team's RPI: 322	
RPI	S	Opponent	Score	RPI	S	Opponent	Score	RPI	S	Opponent	Score	RPI	S	Opponent	Score		
								51	H	Southern California	64	71	186	A	Wisconsin	54	82
								55	A	Oklahoma St.	38	80	206	A	Seattle U	56	64
													221	A	Texas Tech	64	80
													235	H	New Mexico St.	77	79
													240	H	CSU Bakersfield	64	67
													257	A	A&M-Corpus Christi	41	71
													257	H	A&M-Corpus Christi	56	53
													259	H	UMKC	52	54
													262	H	Prairie View	78	62
													267	A	North Dakota St.	82	79
													278	H	Grand Canyon	59	65
													290	H	Massachusetts	67	59
													294	H	Canisius	63	46
													305	H	UTSA	70	58
													308	A	Utah Valley	60	69
													343	H	Florida A&M	51	38
													345	H	Chicago St.	81	44
-----																	
LAST 12 Division I GAMES:																	
235	H	New Mexico St.	77	79	259	H	UMKC	52	54	51	H	Southern California	64	71			
345	H	Chicago St.	81	44	294	H	Canisius	63	46	221	A	Texas Tech	64	80			
206	A	Seattle U	56	64	186	A	Wisconsin	54	82	267	A	North Dakota St.	82	79			
308	A	Utah Valley	60	69													
278	H	Grand Canyon	59	65													
240	H	CSU Bakersfield	64	67													

Non-Div I Games: Texas Lutheran 78 43 Concordia (TX) 67 49 Trinity (TX) 62 57

UTRGV

Loss, Non-Conf, S Site, H Home A Away N Neutral

Average RPI Win:	301	WON-LOST	WINNING	LAST 10	STRENGTH OF	OPP. STRENGTH	TEAM	ADJ.	CONF.	ADJ CONF.
Average RPI Loss:	163	RECORD	PCT. RANK	GAMES	SCHEDULE	OF SCHEDULE	RPI	RPI	RPI	RPI
DIV. I ONLY	3- 17	320	2- 8	161	236	305	305	18	18	
DIV. I NON-CONF.	1- 9	318	0- 1	222	253	327	327	19	19	
-----										
TOTALS	RPI 1-25	RPI 26-50	W-L RECORDS	RPI 51-100	RPI 101-999	RPI 201+				
3- 17	0- 1	0- 2	OVERALL	0- 0	3- 14	3- 4				
2- 6	0- 0	0- 0	HOME	0- 0	2- 6	2- 0				
0- 11	0- 1	0- 2	AWAY	0- 0	0- 8	0- 4				
1- 0	0- 0	0- 0	NEUTRAL	0- 0	1- 0	1- 0				
1- 9	0- 1	0- 1	NON-CONFERENCE	0- 0	1- 7	1- 3				
0- 3	0- 0	0- 0	HOME	0- 0	0- 3	0- 0				
0- 6	0- 1	0- 1	AWAY	0- 0	0- 4	0- 3				
1- 0	0- 0	0- 0	NEUTRAL	0- 0	1- 0	1- 0				
2- 8	0- 0	0- 1	CONFERENCE	0- 0	2- 7	2- 1				
2- 3	0- 0	0- 0	HOME	0- 0	2- 3	2- 0				
0- 5	0- 0	0- 1	AWAY	0- 0	0- 4	0- 1				
0- 0	0- 0	0- 0	NEUTRAL	0- 0	0- 0	0- 0				

RPI 1-25				RPI 26-50				RPI 51-100				RPI 101+ Team's RPI: 305			
RPI	S	Opponent	Score	RPI	S	Opponent	Score	RPI	S	Opponent	Score	RPI	S	Opponent	Score
10	A	Texas	70 120	33	A	Arizona St.	42 74					107	A	Ri ce	52 83
				46	A	Western Ky.	38 73					122	H	UTEP	53 66
												131	H	Mi ddl e Tenn.	47 62
												135	H	Northern Ill.	55 69
												143	A	Texas St.	38 91
												157	H	North Dakota	47 60
												165	A	Southern Mi ss.	60 83
												180	H	Fla. Atlantic	65 99
												192	A	Loui si ana Tech	55 63
												199	H	UT Arlington	68 69
												213	A	San Diego	69 78
												251	H	North Texas	70 58
												298	A	Cal St. Fullerton	46 55
												311	A	Ol d Domi ni on	63 69
												311	H	Ol d Domi ni on	64 56
												322	A	UTRGV	58 70
												341	N	Mi ssi ssi ppi Val .	68 55
LAST 12 Di vi si on I GAMES:															
122	H	UTEP	53 66	311	H	Ol d Domi ni on	64 56								
251	H	North Texas	70 58	131	H	Mi ddl e Tenn.	47 62								
165	A	Southern Mi ss.	60 83	107	A	Ri ce	52 83								
180	H	Fla. Atlantic	65 99	192	A	Loui si ana Tech	55 63								
311	A	Ol d Domi ni on	63 69	298	A	Cal St. Fullerton	46 55								
46	A	Western Ky.	38 73	213	A	San Diego	69 78								

Non-Di v I Games: Sul Ross St. 97 47 Tex. A&M-Commerce 60 69

UTSA

Average RPI Win:	177	WON-LOST	WINNING	LAST 10	STRENGTH OF	OPP. STRENGTH	TEAM	ADJ.	CONF.	ADJ CONF.
Average RPI Loss:	62	RECORD	PCT. RANK	GAMES	SCHEDULE	OF SCHEDULE	RPI	RPI	RPI	RPI
DIV. I ONLY	15- 8	83	5- 5	83	81	85	85	4	4	
DIV. I NON-CONF.	9- 2	34	0- 0	145	198	44	44	3	3	
TOTALS	RPI 1-25	RPI 26-50	W-L RECORDS	RPI 51-100	RPI 101-999	RPI 201+				
15- 8	0- 2	2- 2	OVERALL	2- 2	11- 2	6- 0				
8- 6	0- 2	1- 2	HOME	1- 1	6- 1	4- 0				
7- 2	0- 0	1- 0	AWAY	1- 1	5- 1	2- 0				
0- 0	0- 0	0- 0	NEUTRAL	0- 0	0- 0	0- 0				
9- 2	0- 0	1- 0	NON-CONFERENCE	1- 1	7- 1	4- 0				
7- 0	0- 0	1- 0	HOME	1- 0	5- 0	3- 0				
2- 2	0- 0	0- 0	AWAY	0- 1	2- 1	1- 0				
0- 0	0- 0	0- 0	NEUTRAL	0- 0	0- 0	0- 0				
6- 6	0- 2	1- 2	CONFERENCE	1- 1	4- 1	2- 0				
1- 6	0- 2	0- 2	HOME	0- 1	1- 1	1- 0				
5- 0	0- 0	1- 0	AWAY	1- 0	3- 0	1- 0				
0- 0	0- 0	0- 0	NEUTRAL	0- 0	0- 0	0- 0				

RPI	S	Opponent	Score	RPI	S	Opponent	Score	RPI	S	Opponent	Score	RPI	S	Opponent	Score
7	H	Oregon	68 84	33	A	Arizona St.	58 56	51	H	Southern California	47 58	119	A	BYU	68 77
8	H	UCLA	74 81	33	H	Arizona St.	81 83	79	H	Saint Mary's (CA)	74 63	132	A	Colorado	78 74
				35	H	Purdue	81 68	83	A	Washington St.	81 79	132	H	Colorado	65 69
				48	H	Oregon St.	58 69	99	A	Alabama	60 65	140	A	Weber St.	85 58
												171	A	Washington	74 65
												190	H	Nevada	87 61
												199	H	UT Arlington	71 41
												205	H	Oral Roberts	71 50
												236	H	Pepperdine	89 65
												281	A	Arizona	80 56
												281	H	Arizona	89 55
												291	A	Utah St.	79 44
												302	H	Incarnate Word	90 31
LAST 12 Division I GAMES:															
132	A	Colorado	78 74	51	H	Southern California	47 58								
132	H	Colorado	65 69	8	H	UCLA	74 81								
7	H	Oregon	68 84	83	A	Washington St.	81 79								
48	H	Oregon St.	58 69	171	A	Washington	74 65								
281	A	Arizona	80 56	33	H	Arizona St.	81 83								
33	A	Arizona St.	58 56	281	H	Arizona	89 55								

Non-Div I Games:

Utah



Average RPI Win: 177

Average RPI Loss: 180

WON-LOST  
RECORDWINNING  
PCT. RANKLAST 10  
GAMESSTRENGTH OF  
SCHEDULEOPP. STRENGTH  
OF SCHEDULETEAM  
RPIADJ.  
RPICONF.  
RPIADJ CONF.  
RPIDIV. I ONLY  
DIV. I NON-CONF.4- 17  
1- 9312  
3183- 7  
0- 1178  
203203  
317291  
310291  
31016  
1416  
14

TOTALS

RPI 1-25

RPI 26-50

W-L RECORDS

RPI 51-100

RPI 101-999

RPI 201+

4- 17

0- 0

0- 1

OVERALL

0- 4

4- 12

1- 6

3- 5

0- 0

0- 0

HOME

0- 2

3- 3

1- 1

1- 10

0- 0

0- 0

AWAY

0- 2

1- 8

0- 4

0- 2

0- 0

0- 1

NEUTRAL

0- 0

0- 1

0- 1

1- 9

0- 0

0- 1

NON-CONFERENCE

0- 1

1- 7

0- 4

0- 3

0- 0

0- 0

HOME

0- 1

0- 2

0- 1

1- 4

0- 0

0- 0

AWAY

0- 0

1- 4

0- 2

0- 2

0- 0

0- 1

NEUTRAL

0- 0

0- 1

0- 1

3- 8

0- 0

0- 0

CONFERENCE

0- 3

3- 5

1- 2

3- 2

0- 0

0- 0

HOME

0- 1

3- 1

1- 0

0- 6

0- 0

0- 0

AWAY

0- 2

0- 4

0- 2

0- 0

0- 0

0- 0

NEUTRAL

0- 0

0- 0

0- 0

RPI 1-25

RPI 26-50

RPI 51-100

RPI 101+

Team's RPI: 291

RPI S Opponent Score

RPI S Opponent Score

RPI S Opponent Score

RPI S Opponent Score

48 N Oregon St. 55 94

77 A Wyoming 44 61

112 A Colorado St. 45 56

80 A New Mexico 47 80

119 A BYU 76 69

85 H Utah 44 79

147 A Fresno St. 56 57

100 H UNLV 54 63

147 H Fresno St. 60 52

172 A Idaho St. 44 64

177 A UC Irvine 84 87

190 H Nevada 79 57

193 H Boise St. 42 64

196 H Denver 72 74

222 N Montana St. 52 64

249 A San Jose St. 66 79

250 H San Diego St. 62 58

281 H Arizona 49 65

304 A Southern Utah 67 70

308 A Utah Valley 43 61

313 A Air Force 50 57

LAST 12 Division I GAMES:

80 A New Mexico 47 80

112 A Colorado St. 45 56

147 H Fresno St. 60 52

100 H UNLV 54 63

313 A Air Force 50 57

147 A Fresno St. 56 57

77 A Wyoming 44 61

250 H San Diego St. 62 58

193 H Boise St. 42 64

249 A San Jose St. 66 79

190 H Nevada 79 57

85 H Utah 44 79

Utah St.

Average RPI Win:	285	WON-LOST	WINNING	LAST 10	STRENGTH OF	OPP. STRENGTH	TEAM	ADJ.	CONF.	ADJ CONF.
Average RPI Loss:	206	RECORD	PCT. RANK	GAMES	SCHEDULE	OF SCHEDULE	RPI	RPI	RPI	RPI
DIV. I ONLY	7- 13	258	3- 6	327	303	308	308	30	30	
DIV. I NON-CONF.	4- 9	249	1- 3	310	288	322	322	30	30	
-----										
TOTALS	RPI 1-25	RPI 26-50	W-L RECORDS	RPI 51-100	RPI 101-999	RPI 201+				
7- 13	0- 0	0- 1	OVERALL	0- 0	7- 12	6- 7				
5- 4	0- 0	0- 0	HOME	0- 0	5- 4	4- 3				
2- 9	0- 0	0- 0	AWAY	0- 0	2- 1	2- 1				
0- 0	0- 0	0- 0	NEUTRAL	0- 0	0- 0	0- 0				
4- 9	0- 0	0- 1	NON-CONFERENCE	0- 0	4- 8	3- 3				
4- 2	0- 0	0- 0	HOME	0- 0	4- 2	3- 1				
0- 7	0- 0	0- 1	AWAY	0- 0	0- 6	0- 2				
0- 0	0- 0	0- 0	NEUTRAL	0- 0	0- 0	0- 0				
3- 4	0- 0	0- 0	CONFERENCE	0- 0	3- 4	3- 4				
1- 2	0- 0	0- 0	HOME	0- 0	1- 2	1- 2				
2- 2	0- 0	0- 0	AWAY	0- 0	2- 2	2- 2				
0- 0	0- 0	0- 0	NEUTRAL	0- 0	0- 0	0- 0				

RPI 1-25				RPI 26-50				RPI 51-100				RPI 101+ Team's RPI : 308			
RPI	S	Opponent	Score	RPI	S	Opponent	Score	RPI	S	Opponent	Score	RPI	S	Opponent	Score
				48	A	Oregon St.	41 98					119	A	BYU	54 75
												140	A	Weber St.	57 75
												161	H	Cal Poly	89 70
												172	H	Idaho St.	58 70
												195	A	Eastern Wash.	41 61
												196	A	Denver	53 72
												206	H	Seattle U	75 77
												235	H	New Mexico St.	72 82
												236	A	Pepperdine	44 71
												240	A	CSU Bakersfield	58 63
												259	A	UMKC	66 59
												278	A	Grand Canyon	61 81
												291	H	Utah St.	61 43
												298	H	Cal St. Fullerton	36 73
												304	H	Southern Utah	69 61
												313	H	Air Force	59 56
												314	A	Portland	64 71
												322	H	UTRGV	69 60
												345	A	Chicago St.	68 30
LAST 12 Division I GAMES:															
206	H	Seattle U	75 77	240	A	CSU Bakersfield	58 63								
278	A	Grand Canyon	61 81	196	A	Denver	53 72								
235	H	New Mexico St.	72 82	298	H	Cal St. Fullerton	36 73								
322	H	UTRGV	69 60	161	H	Cal Poly	89 70								
345	A	Chicago St.	68 30	172	H	Idaho St.	58 70								
259	A	UMKC	66 59	291	H	Utah St.	61 43								

Non-Div I Games: Dixie St. 72 63 Antelope Valley 78 54

Utah Valley

Average RPI Win:	292	WON-LOST	WINNING	LAST 10	STRENGTH OF	OPP. STRENGTH	TEAM	ADJ.	CONF.	ADJ CONF.
Average RPI Loss:	159	RECORD	PCT. RANK	GAMES	SCHEDULE	OF SCHEDULE	RPI	RPI	RPI	RPI
DIV. I ONLY	5- 17	305	2- 8	242	212	299	299	12	12	
DIV. I NON-CONF.	3- 9	280	1- 1	284	292	315	315	10	10	
-----										
TOTALS	RPI 1-25	RPI 26-50	W-L RECORDS	RPI 51-100	RPI 101-999	RPI 201+				
5- 17	0- 0	0- 2	OVERALL	0- 4	5- 11	4- 7				
3- 6	0- 0	0- 1	HOME	0- 1	3- 4	2- 2				
1- 9	0- 0	0- 0	AWAY	0- 0	1- 0	1- 0				
1- 2	0- 0	0- 0	NEUTRAL	0- 2	1- 0	1- 0				
3- 9	0- 0	0- 0	NON-CONFERENCE	0- 3	3- 6	3- 4				
2- 2	0- 0	0- 0	HOME	0- 0	2- 2	2- 1				
0- 5	0- 0	0- 0	AWAY	0- 1	0- 4	0- 3				
1- 2	0- 0	0- 0	NEUTRAL	0- 2	1- 0	1- 0				
2- 8	0- 0	0- 2	CONFERENCE	0- 1	2- 5	1- 3				
1- 4	0- 0	0- 1	HOME	0- 1	1- 2	0- 1				
1- 4	0- 0	0- 1	AWAY	0- 0	1- 3	1- 2				
0- 0	0- 0	0- 0	NEUTRAL	0- 0	0- 0	0- 0				

RPI 1-25				RPI 26-50				RPI 51-100				RPI 101+				Team's RPI: 299	
RPI	S	Opponent	Score	RPI	S	Opponent	Score	RPI	S	Opponent	Score	RPI	S	Opponent	Score		
44	A	Dayton	64 74	44	A	Dayton	64 74	52	A	Minnesota	63 108	111	H	George Washington	39 61		
49	H	Duquesne	51 70	49	H	Duquesne	51 70	58	N	Mercer	54 70	125	H	Georgetown	59 71		
								73	H	Fordham	54 64	162	A	Radford	62 79		
								90	N	Penn	52 82	183	A	Saint Joseph's	41 79		
												183	H	Saint Joseph's	56 54		
												207	H	Richmond	68 77		
												216	H	Norfolk St.	52 66		
												232	A	UNCG	61 74		
												233	A	La Salle	57 62		
												264	A	UNCW	67 83		
												290	A	Massachusetts	75 79		
												301	H	Coppin St.	62 47		
												311	H	Old Dominion	68 39		
												316	A	Georgia St.	56 61		
												332	A	Rhode Island	61 49		
												335	N	Long Beach St.	69 59		
LAST 12 Division I GAMES:																	
44	A	Dayton	64 74	332	A	Rhode Island	61 49	44	A	Dayton	64 74	332	A	Rhode Island	61 49		
183	H	Saint Joseph's	56 54	49	H	Duquesne	51 70	49	H	Duquesne	51 70	49	H	Duquesne	51 70		
207	H	Richmond	68 77	111	H	George Washington	39 61	111	H	George Washington	39 61	111	H	George Washington	39 61		
233	A	La Salle	57 62	183	A	Saint Joseph's	41 79	183	A	Saint Joseph's	41 79	183	A	Saint Joseph's	41 79		
290	A	Massachusetts	75 79	335	N	Long Beach St.	69 59	335	N	Long Beach St.	69 59	335	N	Long Beach St.	69 59		
73	H	Fordham	54 64	90	N	Penn	52 82	90	N	Penn	52 82	90	N	Penn	52 82		

Non-Div I Games:

VCU

Average RPI Win: 318	WON-LOST RECORD	WINNING PCT. RANK	LAST 10 GAMES	STRENGTH OF SCHEDULE	OPP. STRENGTH OF SCHEDULE	TEAM RPI	ADJ. RPI	CONF. RPI	ADJ CONF. RPI
Average RPI Loss: 160									
DIV. I ONLY	8- 12	232	3- 7	340	268	288	288	24	24
DIV. I NON-CONF.	5- 4	146	1- 0	340	286	239	239	22	22
-----									
TOTALS	RPI 1-25	RPI 26-50	W-L RECORDS	RPI 51-100	RPI 101-999	RPI 201+			
8- 12	0- 0	0- 1	OVERALL	0- 2	8- 9	8- 4			
6- 2	0- 0	0- 0	HOME	0- 0	6- 2	6- 2			
2- 10	0- 0	0- 0	AWAY	0- 0	2- 0	2- 0			
0- 0	0- 0	0- 0	NEUTRAL	0- 0	0- 0	0- 0			
5- 4	0- 0	0- 1	NON-CONFERENCE	0- 1	5- 2	5- 0			
3- 0	0- 0	0- 0	HOME	0- 0	3- 0	3- 0			
2- 4	0- 0	0- 1	AWAY	0- 1	2- 2	2- 0			
0- 0	0- 0	0- 0	NEUTRAL	0- 0	0- 0	0- 0			
3- 8	0- 0	0- 0	CONFERENCE	0- 1	3- 7	3- 4			
3- 2	0- 0	0- 0	HOME	0- 0	3- 2	3- 2			
0- 6	0- 0	0- 0	AWAY	0- 1	0- 5	0- 2			
0- 0	0- 0	0- 0	NEUTRAL	0- 0	0- 0	0- 0			

RPI S Opponent	Score	RPI S Opponent	Score	RPI S Opponent	Score	RPI S Opponent	Score	Team's RPI: 288
		35 A Purdue	49 95	86 A Drake	50 86	101 A Liberty	40 61	
				95 A Miami (OH)	68 77	116 A Missouri St.	60 83	
						141 A Southern Ill.	63 74	
						153 A UNI	56 77	
						181 A Bowling Green	77 90	
						248 A Bradley	58 69	
						248 H Bradley	69 88	
						256 H Indiana St.	54 67	
						265 A Illinois St.	55 63	
						265 H Illinois St.	56 50	
						278 H Grand Canyon	80 75	
						295 H Loyola Chicago	76 60	
						318 H Fort Wayne	68 50	
						345 H Chicago St.	71 60	
						347 A Eastern Ill.	76 67	
						348 H Evansville	101 59	
						349 A Longwood	81 68	
LAST 12 Division I GAMES:								
265 A Illinois St.	55 63	295 H Loyola Chicago	76 60					
248 A Bradley	58 69	248 H Bradley	69 88					
256 H Indiana St.	54 67	265 H Illinois St.	56 50					
348 H Evansville	101 59	153 A UNI	56 77					
141 A Southern Ill.	63 74	86 A Drake	50 86					
116 A Missouri St.	60 83	318 H Fort Wayne	68 50					

Non-Div I Games: Ind.-Northwest 99 59 Ind.-Kokomo 81 47

Valparaiso

Average RPI Win:	134	WON-LOST	WINNING	LAST 10	STRENGTH OF	OPP. STRENGTH	TEAM	ADJ.	CONF.	ADJ CONF.
Average RPI Loss:	56	RECORD	PCT. RANK	GAMES	SCHEDULE	OF SCHEDULE	RPI	RPI	RPI	RPI
DIV. I ONLY	6- 18	296	2- 8	6	11	123	123	2	2	
DIV. I NON-CONF.	4- 10	267	1- 1	26	14	148	148	2	2	
-----										
TOTALS	RPI 1-25	RPI 26-50	W-L RECORDS	RPI 51-100	RPI 101-999	RPI 201+				
6- 18	0- 9	0- 3	OVERALL	1- 3	5- 3	1- 0				
3- 10	0- 6	0- 1	HOME	0- 1	3- 2	1- 0				
3- 6	0- 3	0- 1	AWAY	1- 2	2- 0	0- 0				
0- 2	0- 0	0- 1	NEUTRAL	0- 0	0- 1	0- 0				
4- 10	0- 2	0- 3	NON-CONFERENCE	1- 2	3- 3	1- 0				
2- 5	0- 1	0- 1	HOME	0- 1	2- 2	1- 0				
2- 3	0- 1	0- 1	AWAY	1- 1	1- 0	0- 0				
0- 2	0- 0	0- 1	NEUTRAL	0- 0	0- 1	0- 0				
2- 8	0- 7	0- 0	CONFERENCE	0- 1	2- 0	0- 0				
1- 5	0- 5	0- 0	HOME	0- 0	1- 0	0- 0				
1- 3	0- 2	0- 0	AWAY	0- 1	1- 0	0- 0				
0- 0	0- 0	0- 0	NEUTRAL	0- 0	0- 0	0- 0				

RPI 1-25				RPI 26-50				RPI 51-100				RPI 101+ Team's RPI: 123			
RPI	S	Opponent	Score	RPI	S	Opponent	Score	RPI	S	Opponent	Score	RPI	S	Opponent	Score
4	A	Louisville	57 79	29	A	Central Mich.	75 92	68	H	Belmont	74 111	108	H	Kentucky	70 55
11	A	Tennessee	73 86	37	N	Syracuse	78 84	88	A	Saint Louis	74 69	111	A	George Washington	69 59
11	H	Tennessee	64 74	40	H	Ball St.	79 88	98	A	Tulane	59 71	117	H	Iowa St.	77 74
15	H	Texas A&M	67 91					99	A	Alabama	75 77	121	A	Ole Miss	75 72
17	H	Missouri	70 81									131	H	Middle Tenn.	54 65
19	H	NC State	72 83									179	H	Memphis	60 71
20	H	Georgia	52 81									186	N	Wisconsin	71 73
21	H	South Carolina	82 95									260	H	Lipscomb	92 82
25	A	LSU	65 85												
LAST 12 Division I GAMES:															
11	H	Tennessee	64 74	17	H	Missouri	70 81								
121	A	Ole Miss	75 72	11	A	Tennessee	73 86								
15	H	Texas A&M	67 91	20	H	Georgia	52 81								
99	A	Alabama	75 77	25	A	LSU	65 85								
21	H	South Carolina	82 95	260	H	Lipscomb	92 82								
108	H	Kentucky	70 55	68	H	Belmont	74 111								

Non-Div I Games:

Vanderbilt

Average RPI Win: 258	WON-LOST RECORD	WINNING PCT. RANK	LAST 10 GAMES	STRENGTH OF SCHEDULE	OPP. STRENGTH OF SCHEDULE	TEAM RPI	ADJ. RPI	CONF. RPI	ADJ CONF. RPI
Average RPI Loss: 166									
DIV. I ONLY	6- 16	285	4- 6	238	209	287	287	20	20
DIV. I NON-CONF.	2- 10	300	1- 1	249	155	329	329	24	24
-----									
TOTALS	RPI 1-25	RPI 26-50	W-L RECORDS	RPI 51-100	RPI 101-999	RPI 201+			
6- 16	0- 0	0- 1	OVERALL	0- 4	6- 11	4- 6			
4- 8	0- 0	0- 0	HOME	0- 2	4- 6	3- 2			
2- 8	0- 0	0- 0	AWAY	0- 0	2- 0	1- 0			
0- 0	0- 0	0- 0	NEUTRAL	0- 0	0- 0	0- 0			
2- 10	0- 0	0- 1	NON-CONFERENCE	0- 2	2- 7	2- 4			
2- 5	0- 0	0- 0	HOME	0- 2	2- 3	2- 1			
0- 5	0- 0	0- 1	AWAY	0- 0	0- 4	0- 3			
0- 0	0- 0	0- 0	NEUTRAL	0- 0	0- 0	0- 0			
4- 6	0- 0	0- 0	CONFERENCE	0- 2	4- 4	2- 2			
2- 3	0- 0	0- 0	HOME	0- 0	2- 3	1- 1			
2- 3	0- 0	0- 0	AWAY	0- 2	2- 1	1- 1			
0- 0	0- 0	0- 0	NEUTRAL	0- 0	0- 0	0- 0			

RPI S Opponent	Score	RPI S Opponent	Score	RPI S Opponent	Score	RPI S Opponent	Score	Team's RPI: 287
		50 A Mi ami (FL)	49 73	66 H Ameri can	62 64	113 A Dartmouth	56 66	
				76 A Mai ne	55 64	134 H Northeastern	66 71	
				77 A Al bany (NY)	55 67	145 H Bi nghamton	48 62	
				82 H James Madi son	56 68	158 H Hartford	53 47	
						185 A New Hampshi re	58 53	
						185 H New Hampshi re	49 52	
						189 H Col umbi a	66 73	
						203 H Boston U.	41 57	
						210 A Stony Brook	57 80	
						237 A Holy Cross	53 64	
						242 H Howard	88 65	
						269 A Ri der	49 64	
						289 H Central Conn. St.	62 48	
						292 A FIU	70 80	
						327 A UMBC	72 58	
						327 H UMBC	51 52	
						346 H UMass Lowel l	63 55	
LAST 12 Di vi si on I GAMES:								
185 A New Hampshi re	58 53	76 A Mai ne	55 64					
327 H UMBC	51 52	210 A Stony Brook	57 80					
145 H Bi nghamton	48 62	327 A UMBC	72 58					
77 A Al bany (NY)	55 67	346 H UMass Lowel l	63 55					
158 H Hartford	53 47	292 A FIU	70 80					
185 H New Hampshi re	49 52	289 H Central Conn. St.	62 48					

Non-Di v I Games: Norwi ch 75 31

Vermont

Average RPI Win:	136	WON-LOST	WINNING	LAST 10	STRENGTH OF	OPP. STRENGTH	TEAM	ADJ.	CONF.	ADJ CONF.
Average RPI Loss:	63	RECORD	PCT. RANK	GAMES	SCHEDULE	OF SCHEDULE	RPI	RPI	RPI	RPI
DIV. I ONLY	18- 5	33	7- 3	50	67	26	26	6	6	
DIV. I NON-CONF.	10- 1	15	0- 1	27	135	10	10	6	6	
<hr/>										
TOTALS	RPI 1-25	RPI 26-50	W-L RECORDS	RPI 51-100	RPI 101-999	RPI 201+				
18- 5	2- 0	1- 2	OVERALL	4- 3	11- 0	4- 0				
5- 3	2- 0	0- 1	HOME	0- 2	3- 0	1- 0				
10- 2	0- 0	1- 1	AWAY	2- 1	7- 0	3- 0				
3- 0	0- 0	0- 0	NEUTRAL	2- 0	1- 0	0- 0				
10- 1	1- 0	1- 0	NON-CONFERENCE	2- 1	6- 0	2- 0				
2- 1	1- 0	0- 0	HOME	0- 1	1- 0	0- 0				
5- 0	0- 0	1- 0	AWAY	0- 0	4- 0	2- 0				
3- 0	0- 0	0- 0	NEUTRAL	2- 0	1- 0	0- 0				
8- 4	1- 0	0- 2	CONFERENCE	2- 2	5- 0	2- 0				
3- 2	1- 0	0- 1	HOME	0- 1	2- 0	1- 0				
5- 2	0- 0	0- 1	AWAY	2- 1	3- 0	1- 0				
0- 0	0- 0	0- 0	NEUTRAL	0- 0	0- 0	0- 0				

RPI 1-25				RPI 26-50				Team's RPI: 26				RPI 51-100				RPI 101+			
RPI	S	Opponent	Score	RPI	S	Opponent	Score	RPI	S	Opponent	Score	RPI	S	Opponent	Score	RPI	S	Opponent	Score
16	H	Duke	64 55	32	H	Marquette	57 67	59	A	St. John's (NY)	64 70	125	A	Georgetown	60 58				
24	H	DePaul	84 58	38	A	Creighton	54 69	66	N	American	65 60	125	H	Georgetown	68 67				
				45	A	Princeton	62 59	82	N	James Madison	60 57	158	A	Hartford	71 53				
								90	H	Penn	77 79	164	N	Lehigh	62 42				
								94	A	Seton Hall	67 59	175	A	Temple	69 65				
								97	A	Butler	69 67	183	H	Saint Joseph's	79 44				
								97	H	Butler	53 76	187	A	Providence	63 55				
												208	A	Xavier	89 50				
												208	H	Xavier	75 57				
												233	A	La Salle	76 49				
												253	A	Fairfield	73 44				
LAST 12 Division I GAMES:																			
125	H	Georgetown	68 67	59	A	St. John's (NY)	64 70	94	A	Seton Hall	67 59	125	A	Georgetown	60 58				
97	A	Butler	69 67	94	A	Seton Hall	67 59	208	H	Xavier	75 57	208	H	Xavier	75 57				
208	A	Xavier	89 50	125	A	Georgetown	60 58	97	H	Butler	53 76	187	A	Providence	63 55				
32	H	Marquette	57 67	208	H	Xavier	75 57												
24	H	DePaul	84 58	97	H	Butler	53 76												
90	H	Penn	77 79	187	A	Providence	63 55												

Non-Div I Games:

Villanova

Average RPI Win:	129	WON-LOST	WINNING	LAST 10	STRENGTH OF	OPP. STRENGTH	TEAM	ADJ.	CONF.	ADJ CONF.
Average RPI Loss:	21	RECORD	PCT. RANK	GAMES	SCHEDULE	OF SCHEDULE	RPI	RPI	RPI	RPI
DIV. I ONLY	15- 8	83	8- 2	7	12	28	28	1	1	
DIV. I NON-CONF.	7- 6	165	2- 0	10	18	68	68	1	1	
-----										
TOTALS	RPI 1-25	RPI 26-50	W-L RECORDS	RPI 51-100	RPI 101-999	RPI 201+				
15- 8	1- 6	1- 2	OVERALL	6- 0	7- 0	3- 0				
10- 4	0- 3	1- 1	HOME	3- 0	6- 0	3- 0				
3- 4	1- 3	0- 1	AWAY	1- 0	1- 0	0- 0				
2- 0	0- 0	0- 0	NEUTRAL	2- 0	0- 0	0- 0				
7- 6	0- 4	0- 2	NON-CONFERENCE	3- 0	4- 0	3- 0				
5- 3	0- 2	0- 1	HOME	1- 0	4- 0	3- 0				
0- 3	0- 2	0- 1	AWAY	0- 0	0- 0	0- 0				
2- 0	0- 0	0- 0	NEUTRAL	2- 0	0- 0	0- 0				
8- 2	1- 2	1- 0	CONFERENCE	3- 0	3- 0	0- 0				
5- 1	0- 1	1- 0	HOME	2- 0	2- 0	0- 0				
3- 1	1- 1	0- 0	AWAY	1- 0	1- 0	0- 0				
0- 0	0- 0	0- 0	NEUTRAL	0- 0	0- 0	0- 0				

RPI 1-25				RPI 26-50				RPI 51-100				RPI 101+			
RPI	S	Opponent	Score	RPI	S	Opponent	Score	RPI	S	Opponent	Score	RPI	S	Opponent	Score
3	A	Mississippi St.	53 68	37	H	Syracuse	68 63	63	H	Virginia Tech	61 52	146	H	Pittsburgh	62 50
4	H	Louisville	41 77	44	A	Dayton	46 61	65	A	Georgia Tech	62 56	149	H	Clemson	70 41
14	A	Rutgers	43 52	49	H	Duquesne	63 74	70	N	Indiana	82 72	178	H	Hampton	66 62
16	A	Duke	48 55					72	H	Harvard	50 48	197	A	Boston College	68 57
18	H	Maryland	59 60					75	N	Ohio	77 59	232	H	UNCG	68 50
19	A	NC State	73 63					91	H	North Carolina	82 70	252	H	Manhattan	69 47
20	H	Georgia	61 64									289	H	Central Conn. St.	103 59
-----															
LAST 12 Division I GAMES:															
				4	H	Louisville	41 77					149	H	Clemson	70 41
				65	A	Georgia Tech	62 56			19	A	NC State	73 63		
				91	H	North Carolina	82 70			37	H	Syracuse	68 63		
				63	H	Virginia Tech	61 52			146	H	Pittsburgh	62 50		
				16	A	Duke	48 55			252	H	Manhattan	69 47		
				197	A	Boston College	68 57			70	N	Indiana	82 72		

Non-Div I Games:

Virginia



Average RPI Win:	165	WON-LOST	WINNING	LAST 10	STRENGTH OF	OPP. STRENGTH	TEAM	ADJ.	CONF.	ADJ CONF.
Average RPI Loss:	34	RECORD	PCT. RANK	GAMES	SCHEDULE	OF SCHEDULE	RPI	RPI	RPI	RPI
DIV. I ONLY	15- 8	83	4- 6	41	49	63	63	1	1	
DIV. I NON-CONF.	11- 2	22	2- 0	154	163	50	50	1	1	
-----										
TOTALS	RPI 1-25	RPI 26-50	W-L RECORDS	RPI 51-100	RPI 101-999	RPI 201+				
15- 8	0- 4	2- 2	OVERALL	3- 2	10- 0	4- 0				
10- 3	0- 2	1- 1	HOME	1- 0	8- 0	3- 0				
4- 3	0- 2	1- 1	AWAY	1- 0	2- 0	1- 0				
1- 2	0- 0	0- 0	NEUTRAL	1- 2	0- 0	0- 0				
11- 2	0- 0	1- 0	NON-CONFERENCE	2- 2	8- 0	4- 0				
7- 0	0- 0	1- 0	HOME	0- 0	6- 0	3- 0				
3- 0	0- 0	0- 0	AWAY	1- 0	2- 0	1- 0				
1- 2	0- 0	0- 0	NEUTRAL	1- 2	0- 0	0- 0				
4- 6	0- 4	1- 2	CONFERENCE	1- 0	2- 0	0- 0				
3- 3	0- 2	0- 1	HOME	1- 0	2- 0	0- 0				
1- 3	0- 2	1- 1	AWAY	0- 0	0- 0	0- 0				
0- 0	0- 0	0- 0	NEUTRAL	0- 0	0- 0	0- 0				

RPI 1-25				RPI 26-50				RPI 51-100				Team's RPI: 63				RPI 101+			
RPI	S	Opponent	Score	RPI	S	Opponent	Score	RPI	S	Opponent	Score	RPI	S	Opponent	Score	RPI	S	Opponent	Score
4	A	Louisville	56 67	28	A	Virginia	52 61	53	N	West Virginia	61 79	105	H	Auburn	72 63				
6	A	Florida St.	62 107	37	A	Syracuse	73 64	57	N	Drexel	79 67	146	H	Pittsburgh	89 66				
16	H	Duke	75 86	47	H	UCF	86 69	65	H	Georgia Tech	68 62	159	H	High Point	86 63				
19	H	NC State	51 68	50	H	Miami (FL)	78 82	92	A	Chattanooga	64 44	162	H	Radford	68 42				
								97	N	Butler	77 79	197	H	Boston College	89 58				
												200	A	Illinois	96 49				
												296	A	Monmouth	84 34				
												297	H	USC Upstate	87 56				
												303	H	UMES	90 52				
												319	H	Wagner	99 32				
-----																			
LAST 12 Division I GAMES:																			
37	A	Syracuse	73 64	146	H	Pittsburgh	89 66	4	A	Louisville	56 67	197	H	Boston College	89 58				
50	H	Miami (FL)	78 82	4	A	Louisville	56 67	19	H	NC State	51 68	159	H	High Point	86 63				
65	H	Georgia Tech	68 62	197	H	Boston College	89 58	159	H	High Point	86 63	296	A	Monmouth	84 34				
28	A	Virginia	52 61																
16	H	Duke	75 86																
6	A	Florida St.	62 107																

Non-Div I Games:

Virginia Tech

Average RPI Win:	296	WON-LOST	WINNING	LAST 10	STRENGTH OF	OPP. STRENGTH	TEAM	ADJ.	CONF.	ADJ CONF.
Average RPI Loss:	194	RECORD	PCT. RANK	GAMES	SCHEDULE	OF SCHEDULE	RPI	RPI	RPI	RPI
DIV. I ONLY	4- 17	312	2- 8	231	327	319	319	29	29	
DIV. I NON-CONF.	1- 9	318	0- 1	149	240	304	304	29	29	
-----										
TOTALS	RPI 1-25	RPI 26-50	W-L RECORDS	RPI 51-100	RPI 101-999	RPI 201+				
4- 17	0- 0	0- 1	OVERALL	0- 3	4- 13	4- 9				
3- 6	0- 0	0- 1	HOME	0- 0	3- 5	3- 2				
1- 11	0- 0	0- 0	AWAY	0- 3	1- 8	1- 7				
0- 0	0- 0	0- 0	NEUTRAL	0- 0	0- 0	0- 0				
1- 9	0- 0	0- 1	NON-CONFERENCE	0- 3	1- 5	1- 3				
1- 2	0- 0	0- 1	HOME	0- 0	1- 1	1- 0				
0- 7	0- 0	0- 0	AWAY	0- 3	0- 4	0- 3				
0- 0	0- 0	0- 0	NEUTRAL	0- 0	0- 0	0- 0				
3- 8	0- 0	0- 0	CONFERENCE	0- 0	3- 8	3- 6				
2- 4	0- 0	0- 0	HOME	0- 0	2- 4	2- 2				
1- 4	0- 0	0- 0	AWAY	0- 0	1- 4	1- 4				
0- 0	0- 0	0- 0	NEUTRAL	0- 0	0- 0	0- 0				

W  
a  
g  
n  
e  
rW  
a  
g  
n  
e  
r

RPI 1-25				RPI 26-50				RPI 51-100				RPI 101+ Team's RPI: 319			
RPI	S	Opponent	Score	RPI	S	Opponent	Score	RPI	S	Opponent	Score	RPI	S	Opponent	Score
				45	H	Princeton	37 58	63	A	Virginia Tech	32 99	129	H	Saint Francis (PA)	76 79
								77	A	Albany (NY)	44 89	148	H	Robert Morris	52 58
								82	A	James Madison	45 68	175	A	Temple	36 70
												185	H	New Hampshire	53 65
												210	A	Stony Brook	50 69
												241	A	Lafayette	52 70
												263	A	Towson	42 64
												266	H	Fairleigh Dickinson	64 74
												276	A	St. Francis Brooklyn	76 80
												276	H	St. Francis Brooklyn	50 47
												277	A	LIU Brooklyn	69 74
												277	H	LIU Brooklyn	52 44
												282	A	Bryant	75 66
												283	A	Mt. St. Mary's	56 79
												286	H	Sacred Heart	55 72
												289	A	Central Conn. St.	56 59
												349	H	Longwood	60 43
-----															
LAST 12 Division I GAMES:															
				277	H	LIU Brooklyn	52 44	277	A	LIU Brooklyn	69 74				
				276	H	St. Francis Brooklyn	50 47	286	H	Sacred Heart	55 72				
				283	A	Mt. St. Mary's	56 79	266	H	Fairleigh Dickinson	64 74				
				129	H	Saint Francis (PA)	76 79	289	A	Central Conn. St.	56 59				
				148	H	Robert Morris	52 58	282	A	Bryant	75 66				
				276	A	St. Francis Brooklyn	76 80	241	A	Lafayette	52 70				

Non-Div I Games: Staten Island 63 58

Wagner

Average RPI	Win:	193	WON-LOST	WINNING	LAST 10	STRENGTH OF	OPP. STRENGTH	TEAM	ADJ.	CONF.	ADJ CONF.
Average RPI	Loss:	56	RECORD	PCT. RANK	GAMES	SCHEDULE	OF SCHEDULE	RPI	RPI	RPI	RPI
DIV. I ONLY		11- 12	186	3- 7	53	33	103	103	1	1	
DIV. I NON-CONF.		8- 5	111	2- 0	206	123	131	131	1	1	
-----											
TOTALS	RPI 1-25		RPI 26-50		W-L RECORDS	RPI 51-100		RPI 101-999		RPI 201+	
11- 12	0- 6		1- 0		OVERALL	1- 5		9- 1		6- 1	
5- 6	0- 4		0- 0		HOME	1- 2		4- 0		3- 0	
6- 4	0- 2		1- 0		AWAY	0- 2		5- 0		3- 0	
0- 2	0- 0		0- 0		NEUTRAL	0- 1		0- 1		0- 1	
8- 5	0- 1		0- 0		NON-CONFERENCE	1- 3		7- 1		6- 1	
5- 1	0- 0		0- 0		HOME	1- 1		4- 0		3- 0	
3- 2	0- 1		0- 0		AWAY	0- 1		3- 0		3- 0	
0- 2	0- 0		0- 0		NEUTRAL	0- 1		0- 1		0- 1	
3- 7	0- 5		1- 0		CONFERENCE	0- 2		2- 0		0- 0	
0- 5	0- 4		0- 0		HOME	0- 1		0- 0		0- 0	
3- 2	0- 1		1- 0		AWAY	0- 1		2- 0		0- 0	
0- 0	0- 0		0- 0		NEUTRAL	0- 0		0- 0		0- 0	

RPI 1-25				RPI 26-50				RPI 51-100				RPI 101+ Team's RPI: 103			
RPI	S	Opponent	Score	RPI	S	Opponent	Score	RPI	S	Opponent	Score	RPI	S	Opponent	Score
2	H	Notre Dame	73 96	50	A	Miami (FL)	61 50	52	N	Minnesota	81 93	146	A	Pittsburgh	58 49
4	A	Louisville	52 89					65	A	Georgia Tech	67 79	176	H	Charlotte	71 69
6	H	Florida St.	79 81					67	H	Elon	53 51	197	A	Boston College	67 59
14	A	Rutgers	51 65					81	A	Penn St.	58 68	207	A	Richmond	85 81
16	H	Duke	67 80					91	H	North Carolina	76 79	208	A	Xavier	62 57
19	H	NC State	68 82					94	H	Seton Hall	57 67	231	N	Hofstra	66 69
												245	H	Texas Southern	73 56
												261	A	Col. of Charleston	77 40
												268	H	Appalachian St.	78 49
												303	H	UMES	92 50
-----															
LAST 12 Division I GAMES:															
197	A	Boston College	67 59	16	H	Duke	67 80	50	A	Miami (FL)	61 50	146	A	Pittsburgh	58 49
4	A	Louisville	52 89	50	A	Miami (FL)	61 50	146	A	Pittsburgh	58 49	2	H	Notre Dame	73 96
19	H	NC State	68 82	146	A	Pittsburgh	58 49	2	H	Notre Dame	73 96	261	A	Col. of Charleston	77 40
65	A	Georgia Tech	67 79	2	H	Notre Dame	73 96	261	A	Col. of Charleston	77 40	176	H	Charlotte	71 69
6	H	Florida St.	79 81												
91	H	North Carolina	76 79												

Non-Div I Games:

Wake Forest

Average RPI Loss: 78

DIV. I ONLY	7- 16	277	1- 9	39	36	171	171	4	4
DIV. I NON-CONF.	6- 5	153	0- 0	68	106	104	104	3	3
TOTALS	RPI 1-25	RPI 26-50	W-L RECORDS	RPI 51-100	RPI 101-999	RPI 201+			
7- 16	0- 5	1- 3	OVERALL	1- 4	5- 4	3- 1			
5- 5	0- 1	0- 0	HOME	1- 2	4- 2	3- 0			
1- 9	0- 3	0- 3	AWAY	0- 1	1- 2	0- 1			
1- 2	0- 1	1- 0	NEUTRAL	0- 1	0- 0	0- 0			
6- 5	0- 2	1- 0	NON-CONFERENCE	0- 1	5- 2	3- 0			
4- 1	0- 0	0- 0	HOME	0- 0	4- 1	3- 0			
1- 2	0- 1	0- 0	AWAY	0- 0	1- 1	0- 0			
1- 2	0- 1	1- 0	NEUTRAL	0- 1	0- 0	0- 0			
1- 11	0- 3	0- 3	CONFERENCE	1- 3	0- 2	0- 1			
1- 4	0- 1	0- 0	HOME	1- 2	0- 1	0- 0			
0- 7	0- 2	0- 3	AWAY	0- 1	0- 1	0- 1			
0- 0	0- 0	0- 0	NEUTRAL	0- 0	0- 0	0- 0			

RPI 1-25					RPI 26-50					RPI 51-100					RPI 101+				
RPI	S	Opponent	Score		RPI	S	Opponent	Score		RPI	S	Opponent	Score		RPI	S	Opponent	Score	
5	A	Ohio St.	76	85	33	A	Arizona St.	41	61	51	H	Southern Cal i forni a	61	72	119	H	BYU	80	72
7	A	Oregon	83	94	36	A	Cal i forni a	60	69	83	A	Washington St.	75	78	132	H	Colorado	61	66
8	H	UCLA	69	86	38	N	Creighton	67	64	83	H	Washington St.	56	49	162	A	Idaho	81	69
10	N	Texas	68	92	48	A	Oregon St.	63	75	85	H	Utah	65	74	172	H	Idaho St.	59	79
12	A	Stanford	45	71						91	N	North Carol i na	78	90	193	A	Boise St.	62	85
Team's RPI : 171																			
LAST 12 Division I GAMES:																			
281	A	Arizona	70	72	12	A	Stanford	45	71										
33	A	Arizona St.	41	61	36	A	Cal i forni a	60	69										
51	H	Southern Cal i forni a	61	72	132	H	Colorado	61	66										
8	H	UCLA	69	86	85	H	Utah	65	74										
83	H	Washington St.	56	49	7	A	Oregon	83	94										
83	A	Washington St.	75	78	48	A	Oregon St.	63	75										

Washington

Average RPI Win:	142	WON-LOST	WINNING	LAST 10	STRENGTH OF	OPP. STRENGTH	TEAM	ADJ.	CONF.	ADJ CONF.
Average RPI Loss:	55	RECORD	PCT. RANK	GAMES	SCHEDULE	OF SCHEDULE	RPI	RPI	RPI	RPI
DIV. I ONLY	10- 14	221	3- 7	15	40	83	83	4	4	
DIV. I NON-CONF.	7- 5	132	0- 0	7	80	33	33	3	3	
-----										
TOTALS	RPI 1-25	RPI 26-50	W-L RECORDS	RPI 51-100	RPI 101-999	RPI 201+				
10- 14	1- 3	0- 5	OVERALL	2- 4	7- 2	1- 0				
4- 5	0- 1	0- 1	HOME	1- 2	3- 1	0- 0				
4- 8	0- 2	0- 3	AWAY	1- 2	3- 1	1- 0				
2- 1	1- 0	0- 1	NEUTRAL	0- 0	1- 0	0- 0				
7- 5	1- 0	0- 2	NON-CONFERENCE	2- 2	4- 1	0- 0				
2- 2	0- 0	0- 1	HOME	1- 0	1- 1	0- 0				
3- 2	0- 0	0- 0	AWAY	1- 2	2- 0	0- 0				
2- 1	1- 0	0- 1	NEUTRAL	0- 0	1- 0	0- 0				
3- 9	0- 3	0- 3	CONFERENCE	0- 2	3- 1	1- 0				
2- 3	0- 1	0- 0	HOME	0- 2	2- 0	0- 0				
1- 6	0- 2	0- 3	AWAY	0- 0	1- 1	1- 0				
0- 0	0- 0	0- 0	NEUTRAL	0- 0	0- 0	0- 0				

RPI 1-25				RPI 26-50				RPI 51-100				Team's RPI : 83				RPI 101+			
RPI	S	Opponent	Score	RPI	S	Opponent	Score	RPI	S	Opponent	Score	RPI	S	Opponent	Score	RPI	S	Opponent	Score
7	A	Oregon	56 89	27	N	South Fla.	45 82	51	H	Southern Cal i forn i a	72 73	108	H	Kentucky	68 73				
8	H	UCLA	71 79	33	A	Ari zona St.	51 77	56	A	Nebraska	73 61	132	H	Col orado	89 75				
12	A	Stanford	57 70	36	A	Cal i forn i a	60 66	69	A	UC Davi s	76 91	144	N	ETSU	80 76				
14	N	Rutgers	63 60	42	H	Gonzaga	56 64	79	A	Saint Mary' s (CA)	75 81	166	A	San Franci sco	74 70				
				48	A	Oregon St.	53 71	85	H	Utah	79 81	171	A	Washi ngton	49 56				
								88	H	Saint Loui s	85 63	171	H	Washi ngton	78 75				
												172	H	Idaho St.	72 55				
												193	A	Boi se St.	61 53				
												281	A	Ari zona	78 60				
LAST 12 Division I GAMES:																			
33	A	Ari zona St.	51 77	36	A	Cal i forn i a	60 66	12	A	Stanford	57 70	85	H	Utah	79 81	132	H	Col orado	89 75
281	A	Ari zona	78 60	85	H	Utah	79 81	48	A	Oregon St.	53 71	7	A	Oregon	56 89				
8	H	UCLA	71 79	72	H	Southern Cal i forn i a	72 73												
51	H	Southern Cal i forn i a	72 73	49	A	Washi ngton	49 56												
171	A	Washi ngton	78 75	78	H	Washi ngton	78 75												

Non-Div I Games:

Washington St.

Average RPI Win:	243	WON-LOST	WINNING	LAST 10	STRENGTH OF	OPP. STRENGTH	TEAM	ADJ.	CONF.	ADJ CONF.
Average RPI Loss:	143	RECORD	PCT. RANK	GAMES	SCHEDULE	OF SCHEDULE	RPI	RPI	RPI	RPI
DIV. I ONLY	14- 5	56	8- 2	333	134	140	140	19	19	
DIV. I NON-CONF.	6- 3	87	1- 1	311	132	164	164	15	15	
-----										
TOTALS	RPI 1-25	RPI 26-50	W-L RECORDS	RPI 51-100	RPI 101-999	RPI 201+				
14- 5	0- 1	1- 0	OVERALL	0- 1	13- 3	9- 1				
9- 1	0- 0	1- 0	HOME	0- 1	8- 0	6- 0				
5- 4	0- 1	0- 0	AWAY	0- 0	5- 3	3- 1				
0- 0	0- 0	0- 0	NEUTRAL	0- 0	0- 0	0- 0				
6- 3	0- 1	0- 0	NON-CONFERENCE	0- 1	6- 1	5- 0				
4- 1	0- 0	0- 0	HOME	0- 1	4- 0	4- 0				
2- 2	0- 1	0- 0	AWAY	0- 0	2- 1	1- 0				
0- 0	0- 0	0- 0	NEUTRAL	0- 0	0- 0	0- 0				
8- 2	0- 0	1- 0	CONFERENCE	0- 0	7- 2	4- 1				
5- 0	0- 0	1- 0	HOME	0- 0	4- 0	2- 0				
3- 2	0- 0	0- 0	AWAY	0- 0	3- 2	2- 1				
0- 0	0- 0	0- 0	NEUTRAL	0- 0	0- 0	0- 0				

RPI 1-25				RPI 26-50				RPI 51-100				RPI 101+				Team's RPI: 140
RPI	S	Opponent	Score	RPI	S	Opponent	Score	RPI	S	Opponent	Score	RPI	S	Opponent	Score	
7	A	Oregon	87 114	31	H	Northern Colo.	82 73	85	H	Utah	58 85	147	A	Fresno St.	78 81	
												154	A	Portland St.	64 77	
												157	H	North Dakota	80 69	
												172	A	Idaho St.	76 70	
												172	H	Idaho St.	84 73	
												184	A	CSUN	64 61	
												236	H	Pepperdine	71 61	
												285	A	Sacramento St.	78 56	
												302	H	Incarnate Word	79 55	
												304	A	Southern Utah	77 64	
												304	H	Southern Utah	65 50	
												308	H	Utah Valley	75 57	
												313	H	Air Force	62 52	
												314	A	Portland	91 70	
												324	A	Northern Ariz.	75 76	
												324	H	Northern Ariz.	77 63	
LAST 12 Division I GAMES:																
324	H	Northern Ariz.	77 63	31	H	Northern Colo.	82 73	304	A	Southern Utah	77 64	324	A	Northern Ariz.	75 76	
304	H	Southern Utah	65 50					172	A	Idaho St.	76 70	147	A	Fresno St.	78 81	
172	H	Idaho St.	84 73					314	A	Portland	91 70					
154	A	Portland St.	64 77													
285	A	Sacramento St.	78 56													
157	H	North Dakota	80 69													

Non-Div I Games: Westminster (UT) 64 58 Antelope Valley 80 70

Weber St.

Average RPI Win:	164	WON-LOST	WINNING	LAST 10	STRENGTH OF	OPP. STRENGTH	TEAM	ADJ.	CONF.	ADJ CONF.
Average RPI Loss:	37	RECORD	PCT. RANK	GAMES	SCHEDULE	OF SCHEDULE	RPI	RPI	RPI	RPI
DIV. I ONLY	17- 7	62	4- 6	58	54	53	53	5	5	
DIV. I NON-CONF.	12- 0	1	0- 0	169	149	21	21	5	5	
-----										
TOTALS	RPI 1-25	RPI 26-50	W-L RECORDS	RPI 51-100	RPI 101-999	RPI 201+				
17- 7	1- 3	0- 1	OVERALL	4- 3	12- 0	7- 0				
9- 4	0- 2	0- 0	HOME	0- 2	9- 0	7- 0				
4- 3	1- 1	0- 1	AWAY	1- 1	2- 0	0- 0				
4- 0	0- 0	0- 0	NEUTRAL	3- 0	1- 0	0- 0				
12- 0	1- 0	0- 0	NON-CONFERENCE	3- 0	8- 0	6- 0				
7- 0	0- 0	0- 0	HOME	0- 0	7- 0	6- 0				
1- 0	1- 0	0- 0	AWAY	0- 0	0- 0	0- 0				
4- 0	0- 0	0- 0	NEUTRAL	3- 0	1- 0	0- 0				
5- 7	0- 3	0- 1	CONFERENCE	1- 3	4- 0	1- 0				
2- 4	0- 2	0- 0	HOME	0- 2	2- 0	1- 0				
3- 3	0- 1	0- 1	AWAY	1- 1	2- 0	0- 0				
0- 0	0- 0	0- 0	NEUTRAL	0- 0	0- 0	0- 0				

RPI 1-25				RPI 26-50				RPI 51-100				Team's RPI: 53				RPI 101+			
RPI	S	Opponent	Score	RPI	S	Opponent	Score	RPI	S	Opponent	Score	RPI	S	Opponent	Score	RPI	S	Opponent	Score
9	H	Bayl or	72 83	30	A	Okl ahoma	57 76	54	A	TCU	87 82	117	A	Iowa St.	69 59				
10	A	Texas	58 79					54	H	TCU	74 76	117	H	Iowa St.	57 49				
10	H	Texas	55 73					55	A	Okl ahoma St.	73 79	139	A	Kansas	74 54				
15	A	Texas A&M	70 56					57	N	Drexel	75 42	146	H	Pittsburgh	73 52				
								63	N	Vi rgi ni a Tech	79 61	162	N	Radford	75 55				
								89	H	Kansas St.	52 60	215	H	Morehead St.	66 56				
								97	N	Butler	75 68	221	H	Texas Tech	82 52				
												230	H	North Florida	87 59				
												275	H	Morgan St.	84 41				
												285	H	Sacramento St.	101 47				
												289	H	Central Conn. St.	102 52				
												301	H	Coppin St.	101 43				
LAST 12 Division I GAMES:																			
10	H	Texas	55 73	54	H	TCU	74 76												
30	A	Okl ahoma	57 76	139	A	Kansas	74 54												
9	H	Bayl or	72 83	117	H	Iowa St.	57 49												
221	H	Texas Tech	82 52	89	H	Kansas St.	52 60												
117	A	Iowa St.	69 59	10	A	Texas	58 79												
55	A	Okl ahoma St.	73 79	54	A	TCU	87 82												

Non-Div I Games:

West Virginia

Average RPI Win:	204	WON-LOST	WINNING	LAST 10	STRENGTH OF	OPP. STRENGTH	TEAM	ADJ.	CONF.	ADJ CONF.
Average RPI Loss:	181	RECORD	PCT. RANK	GAMES	SCHEDULE	OF SCHEDULE	RPI	RPI	RPI	RPI
DIV. I ONLY	2- 20	338	0- 9	146	278	326	326	17	17	
DIV. I NON-CONF.	2- 11	305	0- 1	183	340	316	316	16	16	
-----										
TOTALS	RPI 1-25	RPI 26-50	W-L RECORDS	RPI 51-100	RPI 101-999	RPI 201+				
2- 20	0- 2	0- 0	OVERALL	0- 3	2- 15	1- 9				
2- 8	0- 0	0- 0	HOME	0- 1	2- 7	1- 4				
0- 12	0- 2	0- 0	AWAY	0- 2	0- 8	0- 5				
0- 0	0- 0	0- 0	NEUTRAL	0- 0	0- 0	0- 0				
2- 11	0- 2	0- 0	NON-CONFERENCE	0- 0	2- 9	1- 7				
2- 3	0- 0	0- 0	HOME	0- 0	2- 3	1- 2				
0- 8	0- 2	0- 0	AWAY	0- 0	0- 6	0- 5				
0- 0	0- 0	0- 0	NEUTRAL	0- 0	0- 0	0- 0				
0- 9	0- 0	0- 0	CONFERENCE	0- 3	0- 6	0- 2				
0- 5	0- 0	0- 0	HOME	0- 1	0- 4	0- 2				
0- 4	0- 0	0- 0	AWAY	0- 2	0- 2	0- 0				
0- 0	0- 0	0- 0	NEUTRAL	0- 0	0- 0	0- 0				

RPI 1-25				RPI 26-50				RPI 51-100				RPI 101+ Team's RPI: 326			
RPI	S	Opponent	Score	RPI	S	Opponent	Score	RPI	S	Opponent	Score	RPI	S	Opponent	Score
20	A	Georgia	50 76					58	A	Mercer	50 72	144	A	ETSU	50 66
21	A	South Carolina	43 101					92	A	Chattanooga	32 47	144	H	ETSU	46 76
								92	H	Chattanooga	41 58	152	H	Davidson	57 70
												159	A	High Point	69 75
												162	H	Radford	39 27
												167	A	Samford	54 62
												188	H	Furman	59 68
												211	A	UT Martin	54 62
												217	A	Gardner-Webb	67 70
												224	A	N. C. A&T	59 68
												232	H	UNCG	67 88
												246	H	UNC Asheville	62 52
												247	A	Campbell	51 58
												273	H	Wofford	48 54
												312	H	Eastern Ky.	59 62
												321	A	South Carolina St.	45 75
												343	H	Florida A&M	63 80
-----															
LAST 12 Division I GAMES:															
144	H	ETSU	46 76	188	H	Furman	59 68								
92	H	Chattanooga	41 58	92	A	Chattanooga	32 47								
232	H	UNCG	67 88	144	A	ETSU	50 66								
58	A	Mercer	50 72	217	A	Gardner-Webb	67 70								
167	A	Samford	54 62	159	A	High Point	69 75								
273	H	Wofford	48 54	224	A	N. C. A&T	59 68								

Non-Div I Games: Warren Wilson 114 54 Brevard 79 34

Western Caro.



Average RPI Win:	234	WON-LOST	WINNING	LAST 10	STRENGTH OF	OPP. STRENGTH	TEAM	ADJ.	CONF.	ADJ CONF.
Average RPI Loss:	103	RECORD	PCT. RANK	GAMES	SCHEDULE	OF SCHEDULE	RPI	RPI	RPI	RPI
DIV. I ONLY	15- 7	74	7- 3	223	183	106	106	14	14	
DIV. I NON-CONF.	8- 4	87	0- 2	289	173	125	125	17	17	
-----										
TOTALS	RPI 1-25	RPI 26-50	W-L RECORDS	RPI 51-100	RPI 101-999	RPI 201+				
15- 7	1- 0	0- 2	OVERALL	0- 2	14- 3	11- 1				
7- 2	0- 0	0- 0	HOME	0- 1	7- 1	6- 0				
8- 5	1- 0	0- 2	AWAY	0- 1	7- 2	5- 1				
0- 0	0- 0	0- 0	NEUTRAL	0- 0	0- 0	0- 0				
8- 4	1- 0	0- 1	NON-CONFERENCE	0- 0	7- 3	5- 1				
3- 1	0- 0	0- 0	HOME	0- 0	3- 1	3- 0				
5- 3	1- 0	0- 1	AWAY	0- 0	4- 2	2- 1				
0- 0	0- 0	0- 0	NEUTRAL	0- 0	0- 0	0- 0				
7- 3	0- 0	0- 1	CONFERENCE	0- 2	7- 0	6- 0				
4- 1	0- 0	0- 0	HOME	0- 1	4- 0	3- 0				
3- 2	0- 0	0- 1	AWAY	0- 1	3- 0	3- 0				
0- 0	0- 0	0- 0	NEUTRAL	0- 0	0- 0	0- 0				

RPI	S	Opponent	Score	RPI	S	Opponent	Score	RPI	S	Opponent	Score	RPI	S	Opponent	Score	Team's RPI: 106
12	A	Stanford	71 64	41	A	South Dakota St.	48 84	71	A	South Dakota	81 92	115	H	Milwaukee	67 77	
				42	A	Gonzaga	65 80	71	H	South Dakota	58 82	135	A	Northern Ill.	94 96	
												155	A	Wichita St.	78 65	
												196	H	Denver	118 93	
												200	A	Illinois	77 67	
												205	A	Oral Roberts	85 63	
												205	H	Oral Roberts	56 49	
												220	H	Southeast Mo. St.	87 59	
												227	A	Austin Peay	81 68	
												234	A	Omaha	90 51	
												248	A	Bradley	80 87	
												259	H	UMKC	90 71	
												267	H	North Dakota St.	97 72	
												318	A	Fort Wayne	100 64	
												318	H	Fort Wayne	91 44	
												345	A	Chicago St.	83 45	
												345	H	Chicago St.	71 54	
-----																
LAST 12 Division I GAMES:																
205	A	Oral Roberts	85 63	234	A	Omaha	90 51	205	H	Oral Roberts	56 49					
71	A	South Dakota	81 92	71	H	South Dakota	58 82	71	H	South Dakota	58 82					
267	H	North Dakota St.	97 72	318	A	Fort Wayne	100 64	318	A	Bradley	80 87					
196	H	Denver	118 93	42	A	Gonzaga	65 80									
41	A	South Dakota St.	48 84													
318	H	Fort Wayne	91 44													

Non-Div I Games: Illinois Col. 122 40 William Woods 96 57

Western Ill.

Average RPI	Win: 205	WON-LOST	WINNING	LAST 10	STRENGTH OF	OPP. STRENGTH	TEAM	ADJ.	CONF.	ADJ CONF.
Average RPI	Loss: 42	RECORD	PCT. RANK	GAMES	SCHEDULE	OF SCHEDULE	RPI	RPI	RPI	RPI
DIV. I ONLY	16- 5	42	8- 1	112	123	46	46	18	18	
DIV. I NON-CONF.	8- 4	87	1- 1	74	31	45	45	19	19	
-----										
TOTALS	RPI 1-25	RPI 26-50	W-L RECORDS	RPI 51-100	RPI 101-999	RPI 201+				
16- 5	1- 2	0- 1	OVERALL	2- 2	13- 0	7- 0				
7- 1	0- 1	0- 0	HOME	0- 0	7- 0	4- 0				
5- 4	0- 1	0- 1	AWAY	0- 2	5- 0	3- 0				
4- 0	1- 0	0- 0	NEUTRAL	2- 0	1- 0	0- 0				
8- 4	1- 2	0- 1	NON-CONFERENCE	2- 1	5- 0	3- 0				
2- 1	0- 1	0- 0	HOME	0- 0	2- 0	2- 0				
2- 3	0- 1	0- 1	AWAY	0- 1	2- 0	1- 0				
4- 0	1- 0	0- 0	NEUTRAL	2- 0	1- 0	0- 0				
8- 1	0- 0	0- 0	CONFERENCE	0- 1	8- 0	4- 0				
5- 0	0- 0	0- 0	HOME	0- 0	5- 0	2- 0				
3- 1	0- 0	0- 0	AWAY	0- 1	3- 0	2- 0				
0- 0	0- 0	0- 0	NEUTRAL	0- 0	0- 0	0- 0				

RPI 1-25				RPI 26-50				Team's RPI: 46				RPI 51-100				RPI 101+			
RPI	S	Opponent	Score	RPI	S	Opponent	Score	RPI	S	Opponent	Score	RPI	S	Opponent	Score	RPI	S	Opponent	Score
2	H	Notre Dame	65 78	40	A	Ball St.	81 93	58	N	Mercer	67 62	131	H	Middle Tenn.	57 43				
17	N	Missouri	79 76					61	N	Toledo	70 56	141	A	Southern Ill.	75 49				
23	A	Iowa	97 104					70	A	Indiana	71 73	156	N	Stetson	66 58				
								74	A	UAB	61 79	165	H	Southern Miss.	81 60				
												180	H	Fla. Atlantic	82 63				
												192	A	Louisiana Tech	74 64				
												251	A	North Texas	79 65				
												292	H	FIU	101 47				
												305	H	UTSA	73 38				
												316	A	Georgia St.	74 63				
												331	A	Marshall	86 66				
												341	H	Mississippi Val.	87 48				
												348	H	Evansville	92 54				
-----																			
										LAST 12 Division I GAMES:									
180	H	Fla. Atlantic	82 63	292	H	FIU	101 47	165	H	Southern Miss.	81 60	131	H	Middle Tenn.	57 43	40	A	Ball St.	81 93
192	A	Louisiana Tech	74 64	61	N	Toledo	70 56	70	A	Indiana	71 73	74	A	UAB	61 79	156	N	Stetson	66 58
251	A	North Texas	79 65																
331	A	Marshall	86 66																
305	H	UTSA	73 38																
74	A	UAB	61 79																

Non-Div I Games: Lee

88 64

Western Ky.

Average RPI Win: 197

Average RPI Loss: 63

WON-LOST  
RECORDWINNING  
PCT. RANKLAST 10  
GAMESSTRENGTH OF  
SCHEDULEOPP. STRENGTH  
OF SCHEDULETEAM  
RPIADJ.  
RPICONF.  
RPIADJ CONF.  
RPIDIV. I ONLY  
DIV. I NON-CONF.10- 10  
4- 5170  
2025- 5  
0- 0103  
12959  
36109  
119109  
1197  
87  
8

TOTALS

RPI 1-25

RPI 26-50

W-L RECORDS

RPI 51-100

RPI 101-999

RPI 201+

10- 10

0- 3

0- 1

OVERALL

1- 5

9- 1

5- 1

5- 2

0- 0

0- 0

HOME

1- 2

4- 0

2- 0

4- 6

0- 2

0- 1

AWAY

0- 2

4- 1

3- 1

1- 2

0- 1

0- 0

NEUTRAL

0- 1

1- 0

0- 0

4- 5

0- 2

0- 0

NON-CONFERENCE

0- 3

4- 0

3- 0

1- 0

0- 0

0- 0

HOME

0- 0

1- 0

1- 0

2- 3

0- 1

0- 0

AWAY

0- 2

2- 0

2- 0

1- 2

0- 1

0- 0

NEUTRAL

0- 1

1- 0

0- 0

6- 5

0- 1

0- 1

CONFERENCE

1- 2

5- 1

2- 1

4- 2

0- 0

0- 0

HOME

1- 2

3- 0

1- 0

2- 3

0- 1

0- 1

AWAY

0- 0

2- 1

1- 1

0- 0

0- 0

0- 0

NEUTRAL

0- 0

0- 0

0- 0

RPI 1-25

RPI 26-50

RPI 51-100

RPI 101+

Team's RPI: 109

RPI	S	Opponent	Score
14	N	Rutgers	64 75
22	A	Buffalo	49 71
23	A	Iowa	56 79

RPI	S	Opponent	Score
29	A	Central Mich.	70 74

RPI	S	Opponent	Score
59	N	St. John's (NY)	48 76
60	A	Michigan St.	62 65
61	H	Toledo	73 78
75	H	Ohio	54 69
80	A	New Mexico	76 88
95	H	Miami (OH)	81 70

RPI	S	Opponent	Score
135	H	Northern Ill.	88 83
138	A	Kent St.	66 61
144	N	ETSU	87 79
181	H	Bowling Green	67 58
209	A	Eastern Mich.	67 69
218	A	Akron	59 51
218	H	Akron	76 60
235	A	New Mexico St.	64 55
295	A	Loyola Chicago	65 47
310	H	Detroit Mercy	74 62

LAST 12 Division I GAMES:

218	H	Akron	76 60	75	H	Ohio	54 69
61	H	Toledo	73 78	135	H	Northern Ill.	88 83
29	A	Central Mich.	70 74	138	A	Kent St.	66 61
218	A	Akron	59 51	22	A	Buffalo	49 71
95	H	Miami (OH)	81 70	181	H	Bowling Green	67 58
209	A	Eastern Mich.	67 69	310	H	Detroit Mercy	74 62

Non-Div I Games:

Goshen

87 36

Kentucky St.

85 50

Olivet

86 37

Western Mich.

Loss, Non-Conf, S Site, H Home A Away N Neutral

Average RPI Win:	187	WON-LOST	WINNING	LAST 10	STRENGTH OF	OPP. STRENGTH	TEAM	ADJ.	CONF.	ADJ CONF.
Average RPI Loss:	89	RECORD	PCT. RANK	GAMES	SCHEDULE	OF SCHEDULE	RPI	RPI	RPI	RPI
DIV. I ONLY	10- 14	221	5- 5	80	84	155	155	8	8	
DIV. I NON-CONF.	5- 9	238	1- 1	90	111	204	204	7	7	
-----										
TOTALS	RPI 1-25	RPI 26-50	W-L RECORDS	RPI 51-100	RPI 101-999	RPI 201+				
10- 14	0- 1	1- 5	OVERALL	1- 3	8- 5	4- 1				
7- 4	0- 0	1- 1	HOME	0- 1	6- 2	4- 0				
2- 9	0- 1	0- 4	AWAY	1- 2	1- 2	0- 1				
1- 1	0- 0	0- 0	NEUTRAL	0- 0	1- 1	0- 0				
5- 9	0- 1	0- 2	NON-CONFERENCE	0- 3	5- 3	3- 0				
4- 2	0- 0	0- 0	HOME	0- 1	4- 1	3- 0				
0- 6	0- 1	0- 2	AWAY	0- 2	0- 1	0- 0				
1- 1	0- 0	0- 0	NEUTRAL	0- 0	1- 1	0- 0				
5- 5	0- 0	1- 3	CONFERENCE	1- 0	3- 2	1- 1				
3- 2	0- 0	1- 1	HOME	0- 0	2- 1	1- 0				
2- 3	0- 0	0- 2	AWAY	1- 0	1- 1	0- 1				
0- 0	0- 0	0- 0	NEUTRAL	0- 0	0- 0	0- 0				

RPI 1-25				RPI 26-50				RPI 51-100				RPI 101+ Team's RPI: 155			
RPI	S	Opponent	Score	RPI	S	Opponent	Score	RPI	S	Opponent	Score	RPI	S	Opponent	Score
11	A	Tennessee	56 68	27	H	South Fla.	64 56	55	A	Oklahoma St.	67 91	106	H	Western Ill.	65 78
				38	A	Creighton	61 66	71	H	South Dakota	48 62	116	A	Missouri St.	71 94
				41	A	South Dakota St.	64 96	80	A	New Mexico	62 76	116	H	Missouri St.	72 58
				43	A	Houston	55 73	98	A	Tulane	64 56	169	H	Tulsa	62 67
				43	H	Houston	62 73					177	N	UC Irvine	76 53
				47	A	UCF	53 59					179	A	Memphis	77 64
												179	H	Memphis	69 61
												200	N	Illinois	67 68
												214	H	SMU	66 43
												219	A	East Carolina	67 77
												259	H	UMKC	72 63
												279	H	Alcorn	87 46
												345	H	Chicago St.	66 63
-----															
LAST 12 Division I GAMES:															
				43	H	Houston	62 73	179	H	Memphis	69 61				
				219	A	East Carolina	67 77	47	A	UCF	53 59				
				179	A	Memphis	77 64	43	A	Houston	55 73				
				27	H	South Fla.	64 56	169	H	Tulsa	62 67				
				214	H	SMU	66 43	41	A	South Dakota St.	64 96				
				98	A	Tulane	64 56	279	H	Alcorn	87 46				

Non-Div I Games:

Wichita St.

Average RPI Win:	226	WON-LOST	WINNING	LAST 10	STRENGTH OF	OPP. STRENGTH	TEAM	ADJ.	CONF.	ADJ CONF.
Average RPI Loss:	149	RECORD	PCT. RANK	GAMES	SCHEDULE	OF SCHEDULE	RPI	RPI	RPI	RPI
DIV. I ONLY	15- 7	74	5- 5	266	177	137	137	10	10	
DIV. I NON-CONF.	9- 2	34	0- 1	274	224	93	93	12	12	
-----										
TOTALS	RPI 1-25	RPI 26-50	W-L RECORDS	RPI 51-100	RPI 101-999	RPI 201+				
15- 7	0- 0	0- 0	OVERALL	1- 3	14- 4	12- 3				
8- 4	0- 0	0- 0	HOME	1- 2	7- 2	6- 2				
7- 3	0- 0	0- 0	AWAY	0- 1	7- 2	6- 1				
0- 0	0- 0	0- 0	NEUTRAL	0- 0	0- 0	0- 0				
9- 2	0- 0	0- 0	NON-CONFERENCE	0- 1	9- 1	7- 1				
5- 1	0- 0	0- 0	HOME	0- 0	5- 1	4- 1				
4- 1	0- 0	0- 0	AWAY	0- 1	4- 0	3- 0				
0- 0	0- 0	0- 0	NEUTRAL	0- 0	0- 0	0- 0				
6- 5	0- 0	0- 0	CONFERENCE	1- 2	5- 3	5- 2				
3- 3	0- 0	0- 0	HOME	1- 2	2- 1	2- 1				
3- 2	0- 0	0- 0	AWAY	0- 0	3- 2	3- 1				
0- 0	0- 0	0- 0	NEUTRAL	0- 0	0- 0	0- 0				

RPI 1-25				RPI 26-50				RPI 51-100				RPI 101+ Team's RPI: 137			
RPI	S	Opponent	Score	RPI	S	Opponent	Score	RPI	S	Opponent	Score	RPI	S	Opponent	Score
								57	H	Drexel	58 65	129	A	Saint Francis (PA)	92 86
								59	A	St. John's (NY)	81 92	134	A	Northeastern	46 64
								67	H	El on	81 75	152	H	Davi dson	73 55
								82	H	James Madi son	41 86	207	A	Ri chmond	78 64
												216	H	Norfol k St.	74 80
												219	A	East Carol ina	71 65
												228	H	Loyol a Maryl and	70 49
												231	A	Hofstra	54 65
												231	H	Hofstra	63 53
												242	A	Howard	83 71
												253	H	Fair field	57 47
												261	A	Col. of Charleston	68 54
												261	H	Col. of Charleston	79 66
												263	A	Towson	75 63
												263	H	Towson	66 67
												264	A	UNCW	66 53
												297	H	USC Upstate	83 63
												311	H	Ol d Domi ni on	75 58
-----															
LAST 12 Division I GAMES:															
				263	A	Towson	75 63	67	H	El on	81 75				
				82	H	James Madi son	41 86	263	H	Towson	66 67				
				231	H	Hofstra	63 53	57	H	Drexel	58 65				
				261	H	Col. of Charleston	79 66	264	A	UNCW	66 53				
				134	A	Northeastern	46 64	261	A	Col. of Charleston	68 54				
				231	A	Hofstra	54 65	216	H	Norfol k St.	74 80				

Non-Div I Games:

William &amp; Mary

Average RPI Win:	349	WON-LOST	WINNING	LAST 10	STRENGTH OF	OPP. STRENGTH	TEAM	ADJ.	CONF.	ADJ CONF.
Average RPI Loss:	200	RECORD	PCT. RANK	GAMES	SCHEDULE	OF SCHEDULE	RPI	RPI	RPI	RPI
DIV. I ONLY	1- 20	345	1- 9	252	311	339	339	27	27	
DIV. I NON-CONF.	0- 10	337	0- 1	205	258	339	339	28	28	
-----										
TOTALS	RPI 1-25	RPI 26-50	W-L RECORDS	RPI 51-100	RPI 101-999	RPI 201+				
1- 20	0- 1	0- 1	OVERALL	0- 2	1- 16	1- 12				
1- 9	0- 0	0- 1	HOME	0- 0	1- 8	1- 6				
0- 11	0- 1	0- 0	AWAY	0- 2	0- 8	0- 6				
0- 0	0- 0	0- 0	NEUTRAL	0- 0	0- 0	0- 0				
0- 10	0- 1	0- 1	NON-CONFERENCE	0- 2	0- 6	0- 5				
0- 4	0- 0	0- 1	HOME	0- 0	0- 3	0- 2				
0- 6	0- 1	0- 0	AWAY	0- 2	0- 3	0- 3				
0- 0	0- 0	0- 0	NEUTRAL	0- 0	0- 0	0- 0				
1- 10	0- 0	0- 0	CONFERENCE	0- 0	1- 10	1- 7				
1- 5	0- 0	0- 0	HOME	0- 0	1- 5	1- 4				
0- 5	0- 0	0- 0	AWAY	0- 0	0- 5	0- 3				
0- 0	0- 0	0- 0	NEUTRAL	0- 0	0- 0	0- 0				

RPI 1-25				RPI 26-50				RPI 51-100				RPI 101+ Team's RPI: 339			
RPI	S	Opponent	Score	RPI	S	Opponent	Score	RPI	S	Opponent	Score	RPI	S	Opponent	Score
16	A	Duke	30 101	49	H	Duquesne	54 81	58	A	Mercer	45 93	101	A	Liberty	37 63
								67	A	El on	37 98	144	H	ETSU	63 74
												159	H	High Point	58 79
												162	A	Radford	52 78
												217	H	Gardner-Webb	59 66
												218	A	Akron	43 69
												246	A	UNC Asheville	51 63
												246	H	UNC Asheville	48 70
												247	H	Campbell	48 72
												255	A	Presbyteria n	45 78
												255	H	Presbyteria n	58 64
												273	H	Wofford	68 73
												300	A	Charleston So.	45 81
												321	H	South Carolina St.	37 65
												329	A	Tennessee Tech	41 70
												331	A	Marshall	40 70
												349	H	Longwood	69 60
-----															
LAST 12 Division I GAMES:															
255	H	Presbyteria n	58 64	300	A	Charleston So.	45 81								
246	A	UNC Asheville	51 63	159	H	High Point	58 79								
349	H	Longwood	69 60	101	A	Liberty	37 63								
217	H	Gardner-Webb	59 66	247	H	Campbell	48 72								
255	A	Presbyteria n	45 78	162	A	Radford	52 78								
246	H	UNC Asheville	48 70	329	A	Tennessee Tech	41 70								

Non-Div I Games: N. C. Wesleyan 94 50

W in throp

Average RPI		Win: 211	WON-LOST RECORD	WINNING PCT. RANK	LAST 10 GAMES	STRENGTH OF SCHEDULE	OPP. STRENGTH OF SCHEDULE	TEAM RPI	ADJ. RPI	CONF. RPI	ADJ CONF. RPI
DIV. I ONLY			9- 16	255	2- 8	74	44	186	186	3	3
DIV. I NON-CONF.			7- 6	165	0- 0	187	62	162	162	4	4
-----											
TOTALS		RPI 1-25		RPI 26-50		W-L RECORDS		RPI 51-100		RPI 101-999	RPI 201+
9- 16		0- 4		0- 4		OVERALL		0- 5		9- 3	3- 0
6- 8		0- 4		0- 1		HOME		0- 2		6- 1	3- 0
2- 7		0- 0		0- 2		AWAY		0- 3		2- 2	0- 0
1- 1		0- 0		0- 1		NEUTRAL		0- 0		1- 0	0- 0
7- 6		0- 1		0- 2		NON-CONFERENCE		0- 1		7- 2	3- 0
5- 2		0- 1		0- 0		HOME		0- 0		5- 1	3- 0
1- 3		0- 0		0- 1		AWAY		0- 1		1- 1	0- 0
1- 1		0- 0		0- 1		NEUTRAL		0- 0		1- 0	0- 0
2- 10		0- 3		0- 2		CONFERENCE		0- 4		2- 1	0- 0
1- 6		0- 3		0- 1		HOME		0- 2		1- 0	0- 0
1- 4		0- 0		0- 1		AWAY		0- 2		1- 1	0- 0
0- 0		0- 0		0- 0		NEUTRAL		0- 0		0- 0	0- 0

RPI 1-25				RPI 26-50				RPI 51-100				RPI 101+ Team's RPI: 186			
RPI	S	Opponent	Score	RPI	S	Opponent	Score	RPI	S	Opponent	Score	RPI	S	Opponent	Score
5	H	Ohio St.	55 68	32	A	Marquette	65 88	52	A	Minnesota	65 90	111	A	George Washington	46 61
13	H	Green Bay	34 67	34	H	Michigan	57 80	52	H	Minnesota	61 71	115	H	Milwaukee	64 67
18	H	Maryland	44 71	35	A	Purdue	35 57	70	A	Indiana	55 69	123	N	Vanderbilt	73 71
23	H	Iowa	46 56	37	N	Syracuse	74 77	81	H	Penn St.	62 69	146	A	Pittsburgh	58 57
								97	A	Butler	62 69	168	H	Southern U.	77 74
												176	H	Charlotte	80 66
												191	A	Northwestern	60 69
												191	H	Northwestern	58 46
												200	A	Illinois	70 61
												233	H	La Salle	71 60
												322	H	UTRGV	82 54
												340	H	Savannah St.	82 24
-----															
LAST 12 Division I GAMES:															
5	H	Ohio St.	55 68	81	H	Penn St.	62 69	52	H	Minnesota	61 71	191	A	Northwestern	60 69
200	A	Illinois	70 61	18	H	Maryland	44 71	70	A	Indiana	55 69	34	H	Michigan	57 80
191	H	Northwestern	58 46	35	A	Purdue	35 57	52	A	Minnesota	65 90	23	H	Iowa	46 56

Non-Div I Games:

Wisconsin

Average RPI Win:	261	WON-LOST	WINNING	LAST 10	STRENGTH OF	OPP. STRENGTH	TEAM	ADJ.	CONF.	ADJ CONF.
Average RPI Loss:	168	RECORD	PCT. RANK	GAMES	SCHEDULE	OF SCHEDULE	RPI	RPI	RPI	RPI
DIV. I ONLY	7- 14	264	3- 6	237	213	273	273	17	17	
DIV. I NON-CONF.	4- 8	239	1- 1	316	296	307	307	16	16	
-----										
TOTALS	RPI 1-25	RPI 26-50	W-L RECORDS	RPI 51-100	RPI 101-999	RPI 201+				
7- 14	0- 2	0- 0	OVERALL	0- 3	7- 9	5- 7				
5- 6	0- 0	0- 0	HOME	0- 2	5- 4	3- 3				
2- 8	0- 2	0- 0	AWAY	0- 1	2- 5	2- 4				
0- 0	0- 0	0- 0	NEUTRAL	0- 0	0- 0	0- 0				
4- 8	0- 2	0- 0	NON-CONFERENCE	0- 0	4- 6	4- 6				
3- 3	0- 0	0- 0	HOME	0- 0	3- 3	3- 3				
1- 5	0- 2	0- 0	AWAY	0- 0	1- 3	1- 3				
0- 0	0- 0	0- 0	NEUTRAL	0- 0	0- 0	0- 0				
3- 6	0- 0	0- 0	CONFERENCE	0- 3	3- 3	1- 1				
2- 3	0- 0	0- 0	HOME	0- 2	2- 1	0- 0				
1- 3	0- 0	0- 0	AWAY	0- 1	1- 2	1- 1				
0- 0	0- 0	0- 0	NEUTRAL	0- 0	0- 0	0- 0				

RPI 1-25				RPI 26-50				RPI 51-100				RPI 101+ Team's RPI: 273			
RPI	S	Opponent	Score	RPI	S	Opponent	Score	RPI	S	Opponent	Score	RPI	S	Opponent	Score
20	A	Georgia	56 95					58	A	Mercer	39 80	144	H	ETSU	58 61
21	A	South Carolina	60 94					58	H	Mercer	46 71	167	A	Samford	77 81
								92	H	Chattanooga	47 54	167	H	Samford	58 46
												188	H	Furman	79 48
												217	A	Gardner-Webb	55 73
												230	H	North Florida	69 57
												232	A	UNCG	51 66
												234	H	Omaha	60 64
												246	H	UNC Asheville	70 68
												261	A	Col. of Charleston	51 59
												264	H	UNCW	60 65
												280	A	Coastal Caro.	51 67
												300	H	Charleston So.	45 68
												326	A	Western Caro.	54 48
												334	H	N. C. Central	77 56
												339	A	Winthrop	73 68
-----															
LAST 12 Division I GAMES:															
58	A	Mercer	39 80	232	A	UNCG	51 66								
167	A	Samford	77 81	167	H	Samford	58 46								
188	H	Furman	79 48	58	H	Mercer	46 71								
144	H	ETSU	58 61	230	H	North Florida	69 57								
92	H	Chattanooga	47 54	300	H	Charleston So.	45 68								
326	A	Western Caro.	54 48	280	A	Coastal Caro.	51 67								

Non-Div I Games: Bob Jones 96 54 Brevard 85 46 Southern Wesleyan 104 57

Wofford



Average RPI Win:	230	WON-LOST	WINNING	LAST 10	STRENGTH OF	OPP. STRENGTH	TEAM	ADJ.	CONF.	ADJ CONF.
Average RPI Loss:	69	RECORD	PCT. RANK	GAMES	SCHEDULE	OF SCHEDULE	RPI	RPI	RPI	RPI
DIV. I ONLY	14- 8	96	6- 4	147	158	93	93	11	11	
DIV. I NON-CONF.	7- 3	74	0- 0	251	162	100	100	13	13	
-----										
TOTALS	RPI 1-25	RPI 26-50	W-L RECORDS	RPI 51-100	RPI 101-999	RPI 201+				
14- 8	0- 4	0- 0	OVERALL	1- 1	13- 3	10- 0				
6- 2	0- 1	0- 0	HOME	0- 1	6- 0	5- 0				
6- 5	0- 3	0- 0	AWAY	1- 0	5- 2	4- 0				
2- 1	0- 0	0- 0	NEUTRAL	0- 0	2- 1	1- 0				
7- 3	0- 2	0- 0	NON-CONFERENCE	1- 0	6- 1	4- 0				
3- 0	0- 0	0- 0	HOME	0- 0	3- 0	3- 0				
2- 2	0- 2	0- 0	AWAY	1- 0	1- 0	0- 0				
2- 1	0- 0	0- 0	NEUTRAL	0- 0	2- 1	1- 0				
7- 5	0- 2	0- 0	CONFERENCE	0- 1	7- 2	6- 0				
3- 2	0- 1	0- 0	HOME	0- 1	3- 0	2- 0				
4- 3	0- 1	0- 0	AWAY	0- 0	4- 2	4- 0				
0- 0	0- 0	0- 0	NEUTRAL	0- 0	0- 0	0- 0				

RPI 1-25				RPI 26-50				RPI 51-100 Team's RPI: 93				RPI 101+			
RPI	S	Opponent	Score	RPI	S	Opponent	Score	RPI	S	Opponent	Score	RPI	S	Opponent	Score
13	A	Green Bay	68 75					64	H	IUPUI	61 64	115	A	Milwaukee	53 59
13	H	Green Bay	51 58					68	A	Belmont	91 81	115	H	Milwaukee	56 51
17	A	Missouri	80 82									124	A	Cleveland St.	70 71
20	A	Georgia	71 87									138	A	Kent St.	72 60
												156	N	Stetson	64 59
												187	N	Providence	69 74
												204	A	Oakland	77 57
												207	N	Richmond	85 69
												225	A	Youngstown St.	69 59
												225	H	Youngstown St.	73 50
												239	A	Northern Ky.	68 63
												310	A	Detroit Mercy	88 60
												315	H	Ill. -Chicago	60 50
												329	H	Tennessee Tech	82 59
												345	H	Chicago St.	84 39
												347	H	Eastern Ill.	81 46
-----															
LAST 12 Division I GAMES:															
13	A	Green Bay	68 75	225	H	Youngstown St.	73 50								
115	A	Milwaukee	53 59	239	A	Northern Ky.	68 63								
225	A	Youngstown St.	69 59	310	A	Detroit Mercy	88 60								
124	A	Cleveland St.	70 71	204	A	Oakland	77 57								
64	H	IUPUI	61 64	115	H	Milwaukee	56 51								
315	H	Ill. -Chicago	60 50	13	H	Green Bay	51 58								

Non-Div I Games: Northwestern Ohio 106 52 Cincinnati Christian 99 36

Wright St.

Average RPI Win:	179	WON-LOST	WINNING	LAST 10	STRENGTH OF	OPP. STRENGTH	TEAM	ADJ.	CONF.	ADJ CONF.
Average RPI Loss:	138	RECORD	PCT. RANK	GAMES	SCHEDULE	OF SCHEDULE	RPI	RPI	RPI	RPI
DIV. I ONLY	12- 7	105	7- 3	62	205	77	77	16	16	
DIV. I NON-CONF.	5- 4	146	0- 1	28	282	67	67	14	14	
-----										
TOTALS	RPI 1-25	RPI 26-50	W-L RECORDS	RPI 51-100	RPI 101-999	RPI 201+				
12- 7	0- 1	0- 0	OVERALL	2- 1	10- 5	3- 2				
7- 1	0- 0	0- 0	HOME	2- 0	5- 1	3- 0				
5- 4	0- 1	0- 0	AWAY	0- 0	5- 3	0- 2				
0- 2	0- 0	0- 0	NEUTRAL	0- 1	0- 1	0- 0				
5- 4	0- 1	0- 0	NON-CONFERENCE	1- 1	4- 2	1- 1				
3- 0	0- 0	0- 0	HOME	1- 0	2- 0	1- 0				
2- 2	0- 1	0- 0	AWAY	0- 0	2- 1	0- 1				
0- 2	0- 0	0- 0	NEUTRAL	0- 1	0- 1	0- 0				
7- 3	0- 0	0- 0	CONFERENCE	1- 0	6- 3	2- 1				
4- 1	0- 0	0- 0	HOME	1- 0	3- 1	2- 0				
3- 2	0- 0	0- 0	AWAY	0- 0	3- 2	0- 1				
0- 0	0- 0	0- 0	NEUTRAL	0- 0	0- 0	0- 0				

RPI 1-25				RPI 26-50				RPI 51-100 Team's RPI: 77				RPI 101+			
RPI	S	Opponent	Score	RPI	S	Opponent	Score	RPI	S	Opponent	Score	RPI	S	Opponent	Score
16	A	Duke	40 63					64	N	IUPUI	59 65	112	A	Colorado St.	53 49
								80	H	New Mexico	66 55	112	H	Colorado St.	53 64
								86	H	Drake	75 61	147	A	Fresno St.	47 60
												153	N	UNI	40 55
												162	A	Idaho	70 64
												172	H	Idaho St.	61 53
												190	A	Nevada	65 62
												190	H	Nevada	66 60
												193	A	Boise St.	66 51
												196	A	Denver	61 51
												222	A	Montana St.	46 50
												226	H	Montana	67 62
												249	H	San Jose St.	58 46
												250	A	San Diego St.	62 68
												291	H	Utah St.	61 44
-----															
LAST 12 Division I GAMES:															
147	A	Fresno St.	47 60	80	H	New Mexico	66 55	193	A	Boise St.	66 51	190	H	Nevada	66 60
112	H	Colorado St.	53 64	193	A	Boise St.	66 51	250	A	San Diego St.	62 68	16	A	Duke	40 63
249	H	San Jose St.	58 46	190	H	Nevada	66 60	162	A	Idaho	70 64				
190	A	Nevada	65 62												
291	H	Utah St.	61 44												
112	A	Colorado St.	53 49												

Non-Div I Games: Colo. Christian 62 33 Adams St. 73 47

Wyoming

Average RPI Win:	221	WON-LOST	WINNING	LAST 10	STRENGTH OF	OPP. STRENGTH	TEAM	ADJ.	CONF.	ADJ CONF.
Average RPI Loss:	70	RECORD	PCT. RANK	GAMES	SCHEDULE	OF SCHEDULE	RPI	RPI	RPI	RPI
DIV. I ONLY	9- 15	245	1- 9	117	78	208	208	6	6	
DIV. I NON-CONF.	7- 4	102	0- 0	229	249	166	166	6	6	
-----										
TOTALS	RPI 1-25	RPI 26-50	W-L RECORDS	RPI 51-100	RPI 101-999	RPI 201+				
9- 15	0- 2	0- 4	OVERALL	1- 5	8- 4	4- 0				
7- 6	0- 0	0- 2	HOME	0- 2	7- 2	4- 0				
1- 8	0- 1	0- 2	AWAY	1- 3	0- 2	0- 0				
1- 1	0- 1	0- 0	NEUTRAL	0- 0	1- 0	0- 0				
7- 4	0- 1	0- 0	NON-CONFERENCE	0- 1	7- 2	4- 0				
6- 1	0- 0	0- 0	HOME	0- 0	6- 1	4- 0				
0- 2	0- 0	0- 0	AWAY	0- 1	0- 1	0- 0				
1- 1	0- 1	0- 0	NEUTRAL	0- 0	1- 0	0- 0				
2- 11	0- 1	0- 4	CONFERENCE	1- 4	1- 2	0- 0				
1- 5	0- 0	0- 2	HOME	0- 2	1- 1	0- 0				
1- 6	0- 1	0- 2	AWAY	1- 2	0- 1	0- 0				
0- 0	0- 0	0- 0	NEUTRAL	0- 0	0- 0	0- 0				

RPI 1-25				RPI 26-50				RPI 51-100				RPI 101+ Team's RPI: 208			
RPI	S	Opponent	Score	RPI	S	Opponent	Score	RPI	S	Opponent	Score	RPI	S	Opponent	Score
17	N	Missouri	48 74	26	A	Villanova	57 75	52	A	Minnesota	62 74	103	H	Wake Forest	57 62
24	A	DePaul	48 79	26	H	Villanova	50 89	59	A	St. John's (NY)	36 70	125	A	Georgetown	60 65
				32	A	Marquette	67 88	59	H	St. John's (NY)	63 67	125	H	Georgetown	48 65
				38	H	Creighton	64 71	94	A	Seton Hall	53 58	142	H	Cincinnati	53 50
								94	H	Seton Hall	51 62	181	A	Bowling Green	53 63
								97	A	Butler	69 62	185	H	New Hampshire	71 66
												187	H	Providence	68 59
												188	N	Furman	75 62
												244	H	Grambling	72 67
												283	H	Mt. St. Mary's	66 45
												318	H	Fort Wayne	62 50
												343	H	Florida A&M	70 52
-----															
LAST 12 Division I GAMES:															
59	A	St. John's (NY)	36 70	32	A	Marquette	67 88								
94	A	Seton Hall	53 58	24	A	DePaul	48 79								
125	H	Georgetown	48 65	94	H	Seton Hall	51 62								
26	H	Villanova	50 89	59	H	St. John's (NY)	63 67								
38	H	Creighton	64 71	26	A	Villanova	57 75								
187	H	Providence	68 59	125	A	Georgetown	60 65								

Non-Div I Games:

Xavier

Average RPI Win:	186	WON-LOST	WINNING	LAST 10	STRENGTH OF	OPP. STRENGTH	TEAM	ADJ.	CONF.	ADJ CONF.
Average RPI Loss:	120	RECORD	PCT. RANK	GAMES	SCHEDULE	OF SCHEDULE	RPI	RPI	RPI	RPI
DIV. I ONLY	10- 9	155	4- 6	86	162	118	118	9	9	
DIV. I NON-CONF.	7- 6	165	3- 3	243	204	180	180	9	9	
-----										
TOTALS	RPI 1-25	RPI 26-50	W-L RECORDS	RPI 51-100	RPI 101-999	RPI 201+				
10- 9	0- 0	1- 0	OVERALL	1- 4	8- 5	5- 0				
4- 4	0- 0	1- 0	HOME	0- 2	3- 2	2- 0				
6- 3	0- 0	0- 0	AWAY	1- 1	5- 2	3- 0				
0- 2	0- 0	0- 0	NEUTRAL	0- 1	0- 1	0- 0				
7- 6	0- 0	0- 0	NON-CONFERENCE	1- 2	6- 4	5- 0				
2- 3	0- 0	0- 0	HOME	0- 1	2- 2	2- 0				
5- 1	0- 0	0- 0	AWAY	1- 0	4- 1	3- 0				
0- 2	0- 0	0- 0	NEUTRAL	0- 1	0- 1	0- 0				
3- 3	0- 0	1- 0	CONFERENCE	0- 2	2- 1	0- 0				
2- 1	0- 0	1- 0	HOME	0- 1	1- 0	0- 0				
1- 2	0- 0	0- 0	AWAY	0- 1	1- 1	0- 0				
0- 0	0- 0	0- 0	NEUTRAL	0- 0	0- 0	0- 0				

RPI	S	Opponent	Score	RPI	S	Opponent	Score	RPI	S	Opponent	Score	RPI	S	Opponent	Score	Team's RPI: 118
				45	H	Princeton	73 59	54	A	TCU	82 72	113	A	Dartmouth	57 39	
								69	N	UC Davis	61 71	114	A	Brown	71 81	
								70	H	Indiana	68 72	114	H	Brown	77 63	
								72	A	Harvard	73 97	139	A	Kansas	75 81	
								90	H	Penn	54 69	145	A	Binghamton	73 69	
												158	N	Hartford	70 78	
												182	H	Army West Point	65 82	
												187	H	Providence	51 55	
												210	A	Stony Brook	77 71	
												271	H	Colgate	82 56	
												277	H	LIU Brooklyn	62 51	
												289	A	Central Conn. St.	75 62	
												344	A	Saint Peter's	70 49	
LAST 12 Division I GAMES:																
				90	H	Penn	54 69	158	N	Hartford	70 78					
				45	H	Princeton	73 59	69	N	UC Davis	61 71					
				113	A	Dartmouth	57 39	70	H	Indiana	68 72					
				72	A	Harvard	73 97	344	A	Saint Peter's	70 49					
				114	A	Brown	71 81	289	A	Central Conn. St.	75 62					
				114	H	Brown	77 63	210	A	Stony Brook	77 71					

Non-Div I Games:

Yale

Average RPI Win:	265	WON-LOST	WINNING	LAST 10	STRENGTH OF	OPP. STRENGTH	TEAM	ADJ.	CONF.	ADJ CONF.
Average RPI Loss:	120	RECORD	PCT. RANK	GAMES	SCHEDULE	OF SCHEDULE	RPI	RPI	RPI	RPI
DIV. I ONLY	8- 13	241	5- 5	198	166	225	225	11	11	
DIV. I NON-CONF.	2- 7	286	0- 0	234	212	278	278	13	13	
-----										
TOTALS	RPI 1-25	RPI 26-50	W-L RECORDS	RPI 51-100	RPI 101-999	RPI 201+				
8- 13	0- 1	0- 0	OVERALL	0- 4	8- 8	7- 2				
4- 5	0- 0	0- 0	HOME	0- 2	4- 3	4- 1				
4- 8	0- 1	0- 0	AWAY	0- 2	4- 5	3- 1				
0- 0	0- 0	0- 0	NEUTRAL	0- 0	0- 0	0- 0				
2- 7	0- 0	0- 0	NON-CONFERENCE	0- 1	2- 6	2- 1				
1- 2	0- 0	0- 0	HOME	0- 0	1- 2	1- 0				
1- 5	0- 0	0- 0	AWAY	0- 1	1- 4	1- 1				
0- 0	0- 0	0- 0	NEUTRAL	0- 0	0- 0	0- 0				
6- 6	0- 1	0- 0	CONFERENCE	0- 3	6- 2	5- 1				
3- 3	0- 0	0- 0	HOME	0- 2	3- 1	3- 1				
3- 3	0- 1	0- 0	AWAY	0- 1	3- 1	2- 0				
0- 0	0- 0	0- 0	NEUTRAL	0- 0	0- 0	0- 0				

RPI 1-25				RPI 26-50				RPI 51-100				RPI 101+ Team's RPI: 225			
RPI	S	Opponent	Score	RPI	S	Opponent	Score	RPI	S	Opponent	Score	RPI	S	Opponent	Score
13	A	Green Bay	56 65					64	H	IUPUI	43 65	115	A	Milwaukee	61 62
								66	A	American	72 78	124	A	Cleveland St.	66 52
								93	A	Wright St.	50 73	129	A	Saint Francis (PA)	65 79
								93	H	Wright St.	59 69	136	H	Bucknell	60 66
												138	H	Kent St.	44 55
												146	A	Pittsburgh	58 66
												148	A	Robert Morris	52 84
												204	A	Oakland	86 76
												204	H	Oakland	48 58
												218	A	Akron	58 75
												239	H	Northern Ky.	54 51
												295	A	Loyola Chi cago	73 49
												310	A	Detroit Mercy	72 52
												310	H	Detroit Mercy	76 59
												315	H	Ill. -Chi cago	76 63
												324	H	Northern Ari z.	69 67
-----															
LAST 12 Division I GAMES:															
310	A	Detroit Mercy	72 52	115	A	Milwaukee	61 62								
204	A	Oakland	86 76	13	A	Green Bay	56 65								
93	H	Wright St.	59 69	64	H	IUPUI	43 65								
239	H	Northern Ky.	54 51	315	H	Ill. -Chi cago	76 63								
124	A	Cleveland St.	66 52	204	H	Oakland	48 58								
93	A	Wright St.	50 73	310	H	Detroit Mercy	76 59								

Non-Div I Games: Ohio Valley 86 59 Penn St. -Beaver 97 40

Youngstown St.