

Average RPI Win:	298	WON-LOST	WINNING	LAST 10	STRENGTH OF	OPP. STRENGTH	TEAM	ADJ.	CONF.	ADJ CONF.
Average RPI Loss:	182	RECORD	PCT. RANK	GAMES	SCHEDULE	OF SCHEDULE	RPI	RPI	RPI	RPI
DIV. I ONLY	5- 14	293	4- 6	187	344	303	303	27	27	
DIV. I NON-CONF.	1- 7	313	0- 1	54	346	292	292	27	27	
TOTALS	RPI 1-25	RPI 26-50	W-L RECORDS	RPI 51-100	RPI 101-150	RPI 150+				
5- 14	0- 1	0- 0	OVERALL	0- 1	0- 4	5- 8				
4- 4	0- 0	0- 0	HOME	0- 1	0- 2	4- 1				
1- 9	0- 1	0- 0	AWAY	0- 0	0- 2	1- 6				
0- 1	0- 0	0- 0	NEUTRAL	0- 0	0- 0	0- 1				
1- 7	0- 1	0- 0	NON-CONFERENCE	0- 1	0- 0	1- 5				
1- 2	0- 0	0- 0	HOME	0- 1	0- 0	1- 1				
0- 4	0- 1	0- 0	AWAY	0- 0	0- 0	0- 3				
0- 1	0- 0	0- 0	NEUTRAL	0- 0	0- 0	0- 1				
4- 7	0- 0	0- 0	CONFERENCE	0- 0	0- 4	4- 3				
3- 2	0- 0	0- 0	HOME	0- 0	0- 2	3- 0				
1- 5	0- 0	0- 0	AWAY	0- 0	0- 2	1- 3				
0- 0	0- 0	0- 0	NEUTRAL	0- 0	0- 0	0- 0				

RPI 1-25				RPI 26-50				RPI 51-100				RPI 101+				Team's RPI: 303	
RPI	S	Opponent	Score	RPI	S	Opponent	Score	RPI	S	Opponent	Score	RPI	S	Opponent	Score		
20	A	Texas A&M	55 84					87	H	Toledo	60 76	110	A	SFA	56 64		
												115	H	Central Ark.	41 49		
												131	A	Lamar University	49 65		
												135	H	Abilene Christian	59 72		
												176	A	Rice	36 70		
												183	A	Texas St.	50 57		
												195	A	New Orleans	54 75		
												203	H	Texas Southern	64 61		
												245	N	UC Santa Barbara	60 66		
												253	A	UTRGV	46 55		
												253	H	UTRGV	65 68		
												301	H	Northwestern St.	60 51		
												307	A	Nicholls St.	54 74		
												307	H	Nicholls St.	65 60		
												334	H	Southeastern La.	77 61		
												337	A	Houston Baptist	51 56		
												343	A	Sam Houston St.	63 37		
LAST 12 Division I GAMES:																	
				337	A	Houston Baptist	51 56					334	H	Southeastern La.	77 61		
				135	H	Abilene Christian	59 72					301	H	Northwestern St.	60 51		
				307	H	Nicholls St.	65 60					110	A	SFA	56 64		
				131	A	Lamar University	49 65					307	A	Nicholls St.	54 74		
				343	A	Sam Houston St.	63 37					195	A	New Orleans	54 75		
				115	H	Central Ark.	41 49					253	A	UTRGV	46 55		

Non-Div I Games: Schreiner 73 44 Okla. Panhandle 66 40 Montana Tech 83 50

A&M-Corpus Christi

Loss, Non-Conf, S Site, H Home A Away N Neutral

Average RPI Win: 249	WON-LOST	WINNING	LAST 10	STRENGTH OF	OPP. STRENGTH	TEAM	ADJ.	CONF.	ADJ CONF.
Average RPI Loss: 117	RECORD	PCT. RANK	GAMES	SCHEDULE	OF SCHEDULE	RPI	RPI	RPI	RPI
DIV. I ONLY	12- 7	109	9- 1	192	258	135	135	27	27
DIV. I NON-CONF.	3- 6	230	1- 0	93	127	185	185	27	27
TOTALS	RPI 1-25	RPI 26-50	W-L RECORDS	RPI 51-100	RPI 101-150	RPI 150+			
12- 7	0- 2	0- 1	OVERALL	0- 0	2- 2	10- 2			
7- 2	0- 0	0- 0	HOME	0- 0	2- 1	5- 1			
4- 5	0- 2	0- 1	AWAY	0- 0	0- 1	4- 1			
1- 0	0- 0	0- 0	NEUTRAL	0- 0	0- 0	1- 0			
3- 6	0- 2	0- 1	NON-CONFERENCE	0- 0	0- 1	3- 2			
2- 1	0- 0	0- 0	HOME	0- 0	0- 0	2- 1			
0- 5	0- 2	0- 1	AWAY	0- 0	0- 1	0- 1			
1- 0	0- 0	0- 0	NEUTRAL	0- 0	0- 0	1- 0			
9- 1	0- 0	0- 0	CONFERENCE	0- 0	2- 1	7- 0			
5- 1	0- 0	0- 0	HOME	0- 0	2- 1	3- 0			
4- 0	0- 0	0- 0	AWAY	0- 0	0- 0	4- 0			
0- 0	0- 0	0- 0	NEUTRAL	0- 0	0- 0	0- 0			

RPI 1-25				RPI 26-50				RPI 51-100				RPI 101+ Team's RPI: 135			
RPI	S	Opponent	Score	RPI	S	Opponent	Score	RPI	S	Opponent	Score	RPI	S	Opponent	Score
8	A	Baylor	34 79	30	A	Missouri	46 52					110	H	SFA	61 70
20	A	Texas A&M	45 71									115	H	Central Ark.	83 76
												131	H	Lamar University	77 59
												150	A	UTSA	68 71
												163	H	Omaha	73 66
												193	A	Wichita St.	62 81
												195	H	New Orleans	68 55
												246	N	Murray St.	81 57
												253	H	UTRGV	70 54
												263	H	McNeese	77 65
												303	A	A&M-Corpus Christi	72 59
												307	A	Nicholls St.	89 73
												310	H	UMKC	68 71
												334	A	Southeastern La.	82 57
												336	A	Incarnate Word	75 66
												343	H	Sam Houston St.	78 56
LAST 12 Division I GAMES:															
343	H	Sam Houston St.	78 56	110	H	SFA	61 70								
303	A	A&M-Corpus Christi	72 59	115	H	Central Ark.	83 76								
263	H	McNeese	77 65	195	H	New Orleans	68 55								
336	A	Incarnate Word	75 66	334	A	Southeastern La.	82 57								
307	A	Nicholls St.	89 73	246	N	Murray St.	81 57								
131	H	Lamar University	77 59	193	A	Wichita St.	62 81								

Non-Div I Games: Harding 74 62 Sul Ross St. 106 58 Howard Payne 87 52

Abilene Christian

Loss, Non-Conf, S Site, H Home A Away N Neutral

Average RPI Win:	304	WON-LOST	WINNING	LAST 10	STRENGTH OF	OPP. STRENGTH	TEAM	ADJ.	CONF.	ADJ CONF.
Average RPI Loss:	163	RECORD	PCT. RANK	GAMES	SCHEDULE	OF SCHEDULE	RPI	RPI	RPI	RPI
DIV. I ONLY	3- 17	327	1- 9	188	267	313	313	13	13	
DIV. I NON-CONF.	2- 8	288	0- 2	261	331	320	320	15	15	
TOTALS	RPI 1-25	RPI 26-50	W-L RECORDS	RPI 51-100	RPI 101-150	RPI 150+				
3- 17	0- 0	0- 0	OVERALL	0- 3	0- 5	3- 9				
1- 9	0- 0	0- 0	HOME	0- 2	0- 4	1- 3				
2- 8	0- 0	0- 0	AWAY	0- 1	0- 1	2- 6				
0- 0	0- 0	0- 0	NEUTRAL	0- 0	0- 0	0- 0				
2- 8	0- 0	0- 0	NON-CONFERENCE	0- 1	0- 3	2- 4				
1- 4	0- 0	0- 0	HOME	0- 0	0- 3	1- 1				
1- 4	0- 0	0- 0	AWAY	0- 1	0- 0	1- 3				
0- 0	0- 0	0- 0	NEUTRAL	0- 0	0- 0	0- 0				
1- 9	0- 0	0- 0	CONFERENCE	0- 2	0- 2	1- 5				
0- 5	0- 0	0- 0	HOME	0- 2	0- 1	0- 2				
1- 4	0- 0	0- 0	AWAY	0- 0	0- 1	1- 3				
0- 0	0- 0	0- 0	NEUTRAL	0- 0	0- 0	0- 0				

RPI S	Opponent	Score	RPI S	Opponent	Score	RPI S	Opponent	Score	RPI S	Opponent	Score	Team's RPI: 313
						65	H Colorado St.	35 72	104	A Wyoming	41 73	
						79	H UNLV	56 60	104	H Wyoming	54 66	
						88	A Colorado	68 95	108	H Northern Colo.	44 71	
									109	H Vanderbilt	49 75	
									122	H Navy	46 64	
									167	A Fresno St.	40 63	
									167	H Fresno St.	56 72	
									170	A Army West Point	47 75	
									201	A Utah St.	62 65	
									207	A San Jose St.	74 86	
									228	H Weber St.	61 76	
									234	A San Diego St.	62 59	
									264	A Eastern Mich.	44 65	
									290	H Nevada	51 56	
									302	A Denver	52 65	
									331	H Utah Valley	64 53	
									346	A Fairleigh Dickinson	56 48	
LAST 12 Division I GAMES:												
104	A Wyoming	41 73	167	A Fresno St.	40 63							
167	H Fresno St.	56 72	65	H Colorado St.	35 72							
234	A San Diego St.	62 59	201	A Utah St.	62 65							
79	H UNLV	56 60	104	H Wyoming	54 66							
290	H Nevada	51 56	264	A Eastern Mich.	44 65							
207	A San Jose St.	74 86	108	H Northern Colo.	44 71							

Non-Div I Games:

Air Force




■ Loss,
 ■ Non-Conf, S Site,
 ■ Home
 ■ Away
 N Neutral

Average RPI Win:	259	WON-LOST	WINNING	LAST 10	STRENGTH OF	OPP. STRENGTH	TEAM	ADJ.	CONF.	ADJ CONF.
Average RPI Loss:	125	RECORD	PCT. RANK	GAMES	SCHEDULE	OF SCHEDULE	RPI	RPI	RPI	RPI
DIV. I ONLY	7- 12	240	2- 8	175	212	211	211	10	10	
DIV. I NON-CONF.	5- 4	143	0- 1	267	204	171	171	11	11	
TOTALS	RPI 1-25	RPI 26-50	W-L RECORDS	RPI 51-100	RPI 101-150	RPI 150+				
7- 12	0- 0	0- 2	OVERALL	1- 3	0- 3	6- 4				
1- 6	0- 0	0- 1	HOME	0- 1	0- 2	1- 2				
6- 5	0- 0	0- 0	AWAY	1- 2	0- 1	5- 2				
0- 1	0- 0	0- 1	NEUTRAL	0- 0	0- 0	0- 0				
5- 4	0- 0	0- 1	NON-CONFERENCE	0- 2	0- 1	5- 0				
0- 2	0- 0	0- 0	HOME	0- 1	0- 1	0- 0				
5- 1	0- 0	0- 0	AWAY	0- 1	0- 0	5- 0				
0- 1	0- 0	0- 1	NEUTRAL	0- 0	0- 0	0- 0				
2- 8	0- 0	0- 1	CONFERENCE	1- 1	0- 2	1- 4				
1- 4	0- 0	0- 1	HOME	0- 0	0- 1	1- 2				
1- 4	0- 0	0- 0	AWAY	1- 1	0- 1	0- 2				
0- 0	0- 0	0- 0	NEUTRAL	0- 0	0- 0	0- 0				

RPI 1-25				RPI 26-50				RPI 51-100				RPI 101+				Team's RPI: 211	
RPI	S	Opponent	Score	RPI	S	Opponent	Score	RPI	S	Opponent	Score	RPI	S	Opponent	Score		
				28	N	Elon	62 65	58	H	Bucknell	47 61	107	H	Duquesne	57 67		
				45	H	Ohio	69 85	77	A	Northern Ill.	84 55	129	A	Ball St.	70 80		
								83	A	Central Mich.	62 89	129	H	Ball St.	63 90		
								84	A	Penn St.	71 84	162	A	Western Mich.	60 73		
												162	H	Western Mich.	57 73		
												242	A	Canisius	73 64		
												258	A	Bowling Green	50 86		
												258	H	Bowling Green	58 62		
												264	H	Eastern Mich.	80 62		
												280	A	Georgia St.	78 66		
												314	A	Youngstown St.	76 74		
												315	A	Eastern Ky.	63 57		
												323	A	Winthrop	80 59		
LAST 12 Division I GAMES:																	
				258	A	Bowling Green	50 86	45	H	Ohio	69 85						
				129	H	Ball St.	63 90	258	H	Bowling Green	58 62						
				264	H	Eastern Mich.	80 62	83	A	Central Mich.	62 89						
				162	H	Western Mich.	57 73	162	A	Western Mich.	60 73						
				77	A	Northern Ill.	84 55	28	N	Elon	62 65						
				129	A	Ball St.	70 80	280	A	Georgia St.	78 66						

Non-Div I Games: Ohio Christian 69 52 Malone 63 52

Akron

 Loss,  Non-Conf, S Site,  Home  Away N Neutral

Alabama

Alabama

Alabama

Page 5

Average RPI Win:	0	WON-LOST	WINNING	LAST 10	STRENGTH OF	OPP. STRENGTH	TEAM	ADJ.	CONF.	ADJ CONF.
Average RPI Loss:	237	RECORD	PCT. RANK	GAMES	SCHEDULE	OF SCHEDULE	RPI	RPI	RPI	RPI
DIV. I ONLY	0- 18	348	0- 10	331	332	349	349	30	30	
DIV. I NON-CONF.	0- 7	335	0- 1	213	232	342	342	30	30	
TOTALS	RPI 1-25	RPI 26-50	W-L RECORDS	RPI 51-100	RPI 101-150	RPI 150+				
0- 18	0- 0	0- 0	OVERALL	0- 2	0- 1	0- 15				
0- 7	0- 0	0- 0	HOME	0- 0	0- 0	0- 7				
0- 11	0- 0	0- 0	AWAY	0- 0	0- 0	0- 3				
0- 0	0- 0	0- 0	NEUTRAL	0- 0	0- 0	0- 0				
0- 7	0- 0	0- 0	NON-CONFERENCE	0- 2	0- 1	0- 4				
0- 0	0- 0	0- 0	HOME	0- 0	0- 0	0- 0				
0- 7	0- 0	0- 0	AWAY	0- 2	0- 1	0- 4				
0- 0	0- 0	0- 0	NEUTRAL	0- 0	0- 0	0- 0				
0- 11	0- 0	0- 0	CONFERENCE	0- 0	0- 0	0- 11				
0- 7	0- 0	0- 0	HOME	0- 0	0- 0	0- 7				
0- 4	0- 0	0- 0	AWAY	0- 0	0- 0	0- 4				
0- 0	0- 0	0- 0	NEUTRAL	0- 0	0- 0	0- 0				

RPI 1-25				RPI 26-50				RPI 51-100				RPI 101+ Team's RPI: 349					
RPI	S	Opponent	Score	RPI	S	Opponent	Score	RPI	S	Opponent	Score	RPI	S	Opponent	Score		
								82	A	Western Ky.	32	96	116	A	Alabama	29	97
								86	A	North Carolina	35	80	203	A	Texas Southern	51	60
												212	H	Alabama St.	37	52	
												226	A	Samford	37	61	
												229	H	Grambling	53	68	
												233	H	Southern U.	54	66	
												246	A	Murray St.	49	81	
												269	A	Evansville	54	63	
												283	A	Southeast Mo. St.	47	75	
												284	A	Mississippi Val.	58	60	
												284	H	Mississippi Val.	52	58	
												285	A	Prairie View	47	71	
												288	A	Ark.-Pine Bluff	57	61	
												288	H	Ark.-Pine Bluff	55	65	
												309	H	Alcorn	57	73	
												348	H	Jackson St.	54	64	
LAST 12 Division I GAMES:																	
288	H	Ark.-Pine Bluff	55	65	212	H	Alabama St.	37	52								
284	H	Mississippi Val.	52	58	288	A	Ark.-Pine Bluff	57	61								
203	A	Texas Southern	51	60	284	A	Mississippi Val.	58	60								
285	A	Prairie View	47	71	229	H	Grambling	53	68								
309	H	Alcorn	57	73	348	H	Jackson St.	54	64								
233	H	Southern U.	54	66	269	A	Evansville	54	63								

Non-Div I Games: Oakwood 68 65 Concordia (AL) 61 58

Alabama A&M

■ Loss,
 ■ Non-Conf, S Site,
 ■ Home
 ■ Away
 N Neutral

Average RPI Win:	298	WON-LOST	WINNING	LAST 10	STRENGTH OF	OPP. STRENGTH	TEAM	ADJ.	CONF.	ADJ CONF.
Average RPI Loss:	135	RECORD	PCT. RANK	GAMES	SCHEDULE	OF SCHEDULE	RPI	RPI	RPI	RPI
DIV. I ONLY	8- 12	230	8- 2	219	255	212	212	30	30	
DIV. I NON-CONF.	0- 9	335	0- 1	28	10	255	255	30	30	
TOTALS	RPI 1-25	RPI 26-50	W-L RECORDS	RPI 51-100	RPI 101-150	RPI 150+				
8- 12	0- 1	0- 3	OVERALL	0- 1	0- 2	8- 5				
4- 2	0- 0	0- 0	HOME	0- 0	0- 0	4- 2				
4- 10	0- 0	0- 0	AWAY	0- 0	0- 2	4- 1				
0- 0	0- 0	0- 0	NEUTRAL	0- 0	0- 0	0- 0				
0- 9	0- 1	0- 3	NON-CONFERENCE	0- 1	0- 2	0- 2				
0- 0	0- 0	0- 0	HOME	0- 0	0- 0	0- 0				
0- 9	0- 1	0- 3	AWAY	0- 1	0- 2	0- 2				
0- 0	0- 0	0- 0	NEUTRAL	0- 0	0- 0	0- 0				
8- 3	0- 0	0- 0	CONFERENCE	0- 0	0- 0	8- 3				
4- 2	0- 0	0- 0	HOME	0- 0	0- 0	4- 2				
4- 1	0- 0	0- 0	AWAY	0- 0	0- 0	4- 1				
0- 0	0- 0	0- 0	NEUTRAL	0- 0	0- 0	0- 0				

RPI 1-25				RPI 26-50				RPI 51-100				RPI 101+ Team's RPI: 212			
RPI	S	Opponent	Score	RPI	S	Opponent	Score	RPI	S	Opponent	Score	RPI	S	Opponent	Score
4	A	Mississippi St.	47 90	26	A	LSU	40 93	86	A	North Carolina	54 84	105	A	Troy	66 95
				31	A	Ohio St.	61 118					117	A	Southern Miss.	43 70
				42	A	Georgia Tech	48 70					203	A	Texas Southern	48 52
												226	A	Samford	49 63
												229	H	Grambling	45 60
												233	H	Southern U.	75 70
												259	A	Savannah St.	39 54
												284	A	Mississippi Val.	79 73
												284	H	Mississippi Val.	71 57
												285	A	Prairie View	75 61
												288	A	Ark.-Pine Bluff	74 62
												288	H	Ark.-Pine Bluff	51 52
												309	H	Alcorn	72 54
												348	H	Jackson St.	73 64
												349	A	Alabama A&M	52 37
LAST 12 Division I GAMES:															
284	H	Mississippi Val.	71 57	349	A	Alabama A&M	52 37								
288	H	Ark.-Pine Bluff	51 52	284	A	Mississippi Val.	79 73								
285	A	Prairie View	75 61	288	A	Ark.-Pine Bluff	74 62								
203	A	Texas Southern	48 52	348	H	Jackson St.	73 64								
233	H	Southern U.	75 70	229	H	Grambling	45 60								
309	H	Alcorn	72 54	26	A	LSU	40 93								

Non-Div I Games: Mobile 84 45

Alabama St.

■ Loss,
 ■ Non-Conf,
 ■ S Site,
 ■ Home
 ■ A Away
 N Neutral

Average RPI Win: 238	WON-LOST	WINNING	LAST 10	STRENGTH OF	OPP. STRENGTH	TEAM	ADJ.	CONF.	ADJ CONF.
Average RPI Loss: 124	RECORD	PCT. RANK	GAMES	SCHEDULE	OF SCHEDULE	RPI	RPI	RPI	RPI
DIV. I ONLY	13- 10	135	7- 3	195	205	148	148	22	22
DIV. I NON-CONF.	5- 7	205	0- 1	174	142	183	183	22	22
TOTALS	RPI 1-25	RPI 26-50	W-L RECORDS	RPI 51-100	RPI 101-150	RPI 150+			
13- 10	0- 2	0- 0	OVERALL	1- 2	0- 2	12- 4			
9- 1	0- 0	0- 0	HOME	1- 0	0- 0	8- 1			
4- 8	0- 1	0- 0	AWAY	0- 2	0- 2	4- 3			
0- 1	0- 1	0- 0	NEUTRAL	0- 0	0- 0	0- 0			
5- 7	0- 2	0- 0	NON-CONFERENCE	0- 1	0- 1	5- 3			
4- 0	0- 0	0- 0	HOME	0- 0	0- 0	4- 0			
1- 6	0- 1	0- 0	AWAY	0- 1	0- 1	1- 3			
0- 1	0- 1	0- 0	NEUTRAL	0- 0	0- 0	0- 0			
8- 3	0- 0	0- 0	CONFERENCE	1- 1	0- 1	7- 1			
5- 1	0- 0	0- 0	HOME	1- 0	0- 0	4- 1			
3- 2	0- 0	0- 0	AWAY	0- 1	0- 1	3- 0			
0- 0	0- 0	0- 0	NEUTRAL	0- 0	0- 0	0- 0			

RPI 1-25				RPI 26-50				RPI 51-100				RPI 101+ Team's RPI: 148			
RPI	S	Opponent	Score	RPI	S	Opponent	Score	RPI	S	Opponent	Score	RPI	S	Opponent	Score
16	A	Kentucky	46 70					66	A	St. John's (NY)	36 54	113	A	Fordham	82 89
19	N	Miami (FL)	53 77					99	A	New Hampshire	58 71	118	A	Maine	71 84
								99	H	New Hampshire	64 55	151	A	Yale	53 64
												166	H	Hartford	82 71
												170	H	Army West Point	65 59
												181	H	Fairfield	59 45
												199	H	Siena	88 86
												205	A	Binghamton	67 61
												214	A	Dartmouth	61 69
												216	A	St. Bonaventure	59 67
												230	H	UMBC	56 64
												251	A	Stony Brook	75 57
												251	H	Stony Brook	64 54
												271	H	Vermont	64 53
												275	H	Boston U.	69 54
												339	A	UMass Lowell	79 60
												339	H	UMass Lowell	93 69
												342	A	Wagner	75 50
LAST 12 Division I GAMES:															
				99	H	New Hampshire	64 55	205	A	Binghamton	67 61				
				251	A	Stony Brook	75 57	230	H	UMBC	56 64				
				339	A	UMass Lowell	79 60	99	A	New Hampshire	58 71				
				166	H	Hartford	82 71	251	H	Stony Brook	64 54				
				271	H	Vermont	64 53	339	H	UMass Lowell	93 69				
				118	A	Maine	71 84	214	A	Dartmouth	61 69				

Non-Div I Games: Post 85 61

Albany (NY)

■ Loss,
 ■ Non-Conf,
 ■ S Site,
 ■ H Home
 ■ A Away
 N Neutral

Average RPI Win: 305	WON-LOST	WINNING	LAST 10	STRENGTH OF	OPP. STRENGTH	TEAM	ADJ.	CONF.	ADJ CONF.
Average RPI Loss: 172	RECORD	PCT. RANK	GAMES	SCHEDULE	OF SCHEDULE	RPI	RPI	RPI	RPI
DIV. I ONLY	7- 15	272	1- 2	286	324	309	309	30	30
DIV. I NON-CONF.	0- 11	335	0- 1	138	206	325	325	30	30
TOTALS	RPI 1-25	RPI 26-50	W-L RECORDS	RPI 51-100	RPI 101-150	RPI 150+			
7- 15	0- 0	0- 0	OVERALL	0- 1	0- 6	7- 8			
5- 4	0- 0	0- 0	HOME	0- 0	0- 1	5- 3			
2- 10	0- 0	0- 0	AWAY	0- 0	0- 2	2- 2			
0- 1	0- 0	0- 0	NEUTRAL	0- 0	0- 0	0- 1			
0- 11	0- 0	0- 0	NON-CONFERENCE	0- 1	0- 6	0- 4			
0- 2	0- 0	0- 0	HOME	0- 0	0- 1	0- 1			
0- 8	0- 0	0- 0	AWAY	0- 1	0- 5	0- 2			
0- 1	0- 0	0- 0	NEUTRAL	0- 0	0- 0	0- 1			
7- 4	0- 0	0- 0	CONFERENCE	0- 0	0- 0	7- 4			
5- 2	0- 0	0- 0	HOME	0- 0	0- 0	5- 2			
2- 2	0- 0	0- 0	AWAY	0- 0	0- 0	2- 2			
0- 0	0- 0	0- 0	NEUTRAL	0- 0	0- 0	0- 0			

RPI 1-25			RPI 26-50			RPI 51-100			RPI 101+			Team's RPI: 309
RPI	S	Opponent	Score	RPI	S	Opponent	Score	RPI	S	Opponent	Score	
						62 A Texas Tech	37 90	115 A Central Ark.		45 59		
								115 H Central Ark.		57 71		
								116 A Alabama		43 93		
								117 A Southern Miss.		56 99		
								124 A TCU		39 95		
								125 A Arizona		59 74		
								161 A Houston		70 85		
								203 H Texas Southern		53 57		
								212 A Alabama St.		54 72		
								223 A Grand Canyon		44 77		
								229 A Grambling		63 86		
								229 H Grambling		63 67		
								233 H Southern U.		69 63		
								260 H Jacksonville St.		66 70		
								283 N Southeast Mo. St.		50 68		
								284 H Mississippi Val.		69 49		
								285 H Prairie View		62 55		
								288 H Ark.-Pine Bluff		70 48		
								348 A Jackson St.		70 53		
								348 H Jackson St.		74 51		
								349 A Alabama A&M		73 57		
LAST 12 Division I GAMES:												
283 N		Southeast Mo. St.	50 68	288 H		Ark.-Pine Bluff	70 48					
229 H		Grambling	63 67	284 H		Mississippi Val.	69 49					
348 H		Jackson St.	74 51	229 A		Grambling	63 86					
233 H		Southern U.	69 63	348 A		Jackson St.	70 53					
349 A		Alabama A&M	73 57	285 H		Prairie View	62 55					
212 A		Alabama St.	54 72	203 H		Texas Southern	53 57					

Non-Div I Games:

Alcorn

■ Loss,
■ Non-Conf,
■ S Site,
■ H Home
■ A Away
N Neutral

Average RPI Win:	235	WON-LOST	WINNING	LAST 10	STRENGTH OF	OPP. STRENGTH	TEAM	ADJ.	CONF.	ADJ CONF.
Average RPI Loss:	150	RECORD	PCT. RANK	GAMES	SCHEDULE	OF SCHEDULE	RPI	RPI	RPI	RPI
DIV. I ONLY	11- 11	168	7- 3	184	230	175	175	23	23	
DIV. I NON-CONF.	3- 8	262	0- 1	111	195	226	226	25	25	
TOTALS	RPI 1-25	RPI 26-50	W-L RECORDS	RPI 51-100	RPI 101-150	RPI 150+				
11- 11	0- 0	0- 1	OVERALL	2- 2	0- 3	9- 5				
6- 3	0- 0	0- 0	HOME	2- 0	0- 2	4- 1				
5- 6	0- 0	0- 1	AWAY	0- 2	0- 0	5- 3				
0- 2	0- 0	0- 0	NEUTRAL	0- 0	0- 1	0- 1				
3- 8	0- 0	0- 1	NON-CONFERENCE	1- 1	0- 3	2- 3				
2- 2	0- 0	0- 0	HOME	1- 0	0- 2	1- 0				
1- 4	0- 0	0- 1	AWAY	0- 1	0- 0	1- 2				
0- 2	0- 0	0- 0	NEUTRAL	0- 0	0- 1	0- 1				
8- 3	0- 0	0- 0	CONFERENCE	1- 1	0- 0	7- 2				
4- 1	0- 0	0- 0	HOME	1- 0	0- 0	3- 1				
4- 2	0- 0	0- 0	AWAY	0- 1	0- 0	4- 1				
0- 0	0- 0	0- 0	NEUTRAL	0- 0	0- 0	0- 0				

RPI S	Opponent	Score	RPI S	Opponent	Score	RPI S	Opponent	Score	RPI S	Opponent	Score	Team's RPI: 175
29	A Michigan	33 82	54	H George Washington	66 61	114	H Delaware	55 56				
			58	A Bucknell	67 73	123	N VCU	62 68				
			58	H Bucknell	59 47	136	H William & Mary	34 48				
			84	A Penn St.	65 70	169	A La Salle	59 63				
						170	A Army West Point	51 53				
						182	A Hofstra	67 72				
						230	H UMBC	70 53				
						231	A Colgate	73 62				
						231	H Colgate	68 57				
						241	A Loyola Maryland	60 45				
						275	H Boston U.	73 62				
						280	N Georgia St.	58 59				
						304	H Holy Cross	60 61				
						312	A Lehigh	70 58				
						312	H Lehigh	68 51				
						314	A Youngstown St.	77 64				
						322	A Lafayette	76 52				
LAST 12 Division I GAMES:												
312	A Lehigh	70 58	275	H Boston U.	73 62							
58	H Bucknell	59 47	312	H Lehigh	68 51							
231	A Colgate	73 62	58	A Bucknell	67 73							
304	H Holy Cross	60 61	231	H Colgate	68 57							
322	A Lafayette	76 52	241	A Loyola Maryland	60 45							
170	A Army West Point	51 53	29	A Michigan	33 82							

Non-Div I Games:

American

■ Loss,
 ■ Non-Conf,
 ■ S Site,
 ■ H Home
 ■ A Away
 N Neutral

Average RPI Win:	262	WON-LOST	WINNING	LAST 10	STRENGTH OF	OPP. STRENGTH	TEAM	ADJ.	CONF.	ADJ CONF.
Average RPI Loss:	118	RECORD	PCT. RANK	GAMES	SCHEDULE	OF SCHEDULE	RPI	RPI	RPI	RPI
DIV. I ONLY	9- 13	222	4- 6	140	219	186	186	21	21	
DIV. I NON-CONF.	5- 6	186	1- 0	137	200	159	159	19	19	
TOTALS	RPI 1-25	RPI 26-50	W-L RECORDS	RPI 51-100	RPI 101-150	RPI 150+				
9- 13	0- 2	0- 3	OVERALL	0- 2	0- 1	9- 5				
3- 5	0- 0	0- 1	HOME	0- 1	0- 1	3- 2				
5- 8	0- 2	0- 2	AWAY	0- 1	0- 0	5- 3				
1- 0	0- 0	0- 0	NEUTRAL	0- 0	0- 0	1- 0				
5- 6	0- 2	0- 1	NON-CONFERENCE	0- 0	0- 1	5- 2				
2- 2	0- 0	0- 0	HOME	0- 0	0- 1	2- 1				
2- 4	0- 2	0- 1	AWAY	0- 0	0- 0	2- 1				
1- 0	0- 0	0- 0	NEUTRAL	0- 0	0- 0	1- 0				
4- 7	0- 0	0- 2	CONFERENCE	0- 2	0- 0	4- 3				
1- 3	0- 0	0- 1	HOME	0- 1	0- 0	1- 1				
3- 4	0- 0	0- 1	AWAY	0- 1	0- 0	3- 2				
0- 0	0- 0	0- 0	NEUTRAL	0- 0	0- 0	0- 0				

RPI 1-25				RPI 26-50				RPI 51-100				RPI 101+ Team's RPI: 186			
RPI	S	Opponent	Score	RPI	S	Opponent	Score	RPI	S	Opponent	Score	RPI	S	Opponent	Score
14	A	Tennessee	66 92	42	A	Georgia Tech	52 81	73	A	UT Arlington	63 74	127	H	Radford	54 57
15	A	DePaul	58 99	48	A	Little Rock	55 67	73	H	UT Arlington	62 73	178	H	Col. of Charleston	62 65
				48	H	Little Rock	69 77					183	A	Texas St.	66 64
												183	H	Texas St.	37 53
												187	A	ETSU	71 68
												225	H	UNC Asheville	81 51
												239	A	Coastal Caro.	55 60
												243	A	Richmond	46 55
												257	A	Ga. Southern	50 53
												265	A	Liberty	66 57
												278	H	N.C. A&T	71 58
												280	A	Georgia St.	67 63
												291	N	Gardner-Webb	72 67
												325	A	Arkansas St.	81 72
												325	H	Arkansas St.	76 50
LAST 12 Division I GAMES:															
325	A	Arkansas St.	81 72	239	A	Coastal Caro.	55 60								
48	A	Little Rock	55 67	48	H	Little Rock	69 77								
73	H	UT Arlington	62 73	325	H	Arkansas St.	76 50								
183	H	Texas St.	37 53	183	A	Texas St.	66 64								
257	A	Ga. Southern	50 53	73	A	UT Arlington	63 74								
280	A	Georgia St.	67 63	225	H	UNC Asheville	81 51								

Non-Div I Games:

Appalachian St.

■ Loss,
 ■ Non-Conf, S Site,
 ■ Home
 ■ Away
 N Neutral

Average RPI Win:	208	WON-LOST	WINNING	LAST 10	STRENGTH OF	OPP. STRENGTH	TEAM	ADJ.	CONF.	ADJ CONF.
Average RPI Loss:	57	RECORD	PCT. RANK	GAMES	SCHEDULE	OF SCHEDULE	RPI	RPI	RPI	RPI
DIV. I ONLY	11- 12	186	2- 8	73	59	125	125	1	1	
DIV. I NON-CONF.	9- 2	37	0- 0	320	290	143	143	1	1	
TOTALS	RPI 1-25	RPI 26-50	W-L RECORDS	RPI 51-100	RPI 101-150	RPI 150+				
11- 12	0- 5	0- 3	OVERALL	2- 2	0- 0	9- 2				
7- 6	0- 3	0- 2	HOME	1- 0	0- 0	6- 1				
4- 6	0- 2	0- 1	AWAY	1- 2	0- 0	3- 1				
0- 0	0- 0	0- 0	NEUTRAL	0- 0	0- 0	0- 0				
9- 2	0- 0	0- 0	NON-CONFERENCE	0- 0	0- 0	9- 2				
6- 1	0- 0	0- 0	HOME	0- 0	0- 0	6- 1				
3- 1	0- 0	0- 0	AWAY	0- 0	0- 0	3- 1				
0- 0	0- 0	0- 0	NEUTRAL	0- 0	0- 0	0- 0				
2- 10	0- 5	0- 3	CONFERENCE	2- 2	0- 0	0- 0				
1- 5	0- 3	0- 2	HOME	1- 0	0- 0	0- 0				
1- 5	0- 2	0- 1	AWAY	1- 2	0- 0	0- 0				
0- 0	0- 0	0- 0	NEUTRAL	0- 0	0- 0	0- 0				

RPI S	Opponent	Score	RPI S	Opponent	Score	RPI S	Opponent	Score	RPI S	Opponent	Score	Team's RPI: 125
7	H Oregon St.	57 65	37	H Oregon	65 79	56	H Washington St.	56 55	153	A Kansas	51 75	
9	H Washington	73 90	40	A California	60 71	70	A Utah	81 70	155	A George Mason	81 70	
11	A UCLA	49 69	40	H California	64 74	75	A Southern California	54 58	196	A New Mexico St.	74 63	
12	A Stanford	46 73				88	A Colorado	56 65	200	H North Texas	58 62	
12	H Stanford	55 77							201	H Utah St.	61 57	
									218	H San Diego	76 59	
									229	H Grambling	73 46	
									256	H Portland St.	75 52	
									272	A Southern Utah	77 65	
									309	H Alcorn	74 59	
									330	H Fla. Atlantic	77 67	
LAST 12 Division I GAMES:												
7	H Oregon St.	57 65	56	H Washington St.	56 55							
37	H Oregon	65 79	9	H Washington	73 90							
11	A UCLA	49 69	70	A Utah	81 70							
75	A Southern California	54 58	88	A Colorado	56 65							
40	A California	60 71	12	H Stanford	55 77							
12	A Stanford	46 73	40	H California	64 74							

Non-Div I Games:

Arizona

■ Loss,
 ■ Non-Conf, S Site,
 ■ Home
 ■ Away
 N Neutral

Average RPI Win:	122	WON-LOST	WINNING	LAST 10	STRENGTH OF	OPP. STRENGTH	TEAM	ADJ.	CONF.	ADJ CONF.
Average RPI Loss:	23	RECORD	PCT. RANK	GAMES	SCHEDULE	OF SCHEDULE	RPI	RPI	RPI	RPI
DIV. I ONLY	15- 8	88	5- 5	13	10	24	24	1	1	
DIV. I NON-CONF.	9- 2	37	0- 0	104	57	37	37	1	1	
TOTALS	RPI 1-25	RPI 26-50	W-L RECORDS	RPI 51-100	RPI 101-150	RPI 150+				
15- 8	1- 6	3- 1	OVERALL	6- 1	1- 0	4- 0				
9- 3	0- 3	2- 0	HOME	2- 0	1- 0	4- 0				
5- 4	1- 2	1- 1	AWAY	3- 1	0- 0	0- 0				
1- 1	0- 1	0- 0	NEUTRAL	1- 0	0- 0	0- 0				
9- 2	1- 1	0- 1	NON-CONFERENCE	3- 0	1- 0	4- 0				
6- 0	0- 0	0- 0	HOME	1- 0	1- 0	4- 0				
2- 1	1- 0	0- 1	AWAY	1- 0	0- 0	0- 0				
1- 1	0- 1	0- 0	NEUTRAL	1- 0	0- 0	0- 0				
6- 6	0- 5	3- 0	CONFERENCE	3- 1	0- 0	0- 0				
3- 3	0- 3	2- 0	HOME	1- 0	0- 0	0- 0				
3- 3	0- 2	1- 0	AWAY	2- 1	0- 0	0- 0				
0- 0	0- 0	0- 0	NEUTRAL	0- 0	0- 0	0- 0				

RPI	S	Opponent	Score	RPI	S	Opponent	Score	RPI	S	Opponent	Score	RPI	S	Opponent	Score
7	H	Oregon St.	45 54	37	H	Oregon	68 63	56	H	Washington St.	68 49	138	H	Oral Roberts	79 52
9	H	Washington	54 65	40	A	California	54 45	66	N	St. John's (NY)	54 41	207	H	San Jose St.	82 37
11	A	UCLA	60 69	40	H	California	72 62	70	A	Utah	66 44	275	H	Boston U.	71 42
12	A	Stanford	56 66	43	A	Marquette	63 75	74	H	Florida	69 63	304	H	Holy Cross	63 33
12	H	Stanford	57 64					75	A	Southern California	50 65	319	H	Illinois St.	76 40
16	A	Kentucky	73 71					88	A	Colorado	71 52				
17	N	Maryland	42 83					93	A	Middle Tenn.	69 48				
LAST 12 Division I GAMES:															
37	H	Oregon	68 63	9	H	Washington	54 65								
7	H	Oregon St.	45 54	56	H	Washington St.	68 49								
75	A	Southern California	50 65	88	A	Colorado	71 52								
11	A	UCLA	60 69	70	A	Utah	66 44								
12	A	Stanford	56 66	40	H	California	72 62								
40	A	California	54 45	12	H	Stanford	57 64								

Non-Div I Games:

Arizona St.

Average RPI Win:	299	WON-LOST	WINNING	LAST 10	STRENGTH OF	OPP. STRENGTH	TEAM	ADJ.	CONF.	ADJ CONF.
Average RPI Loss:	187	RECORD	PCT. RANK	GAMES	SCHEDULE	OF SCHEDULE	RPI	RPI	RPI	RPI
DIV. I ONLY	7- 13	249	6- 4	302	328	288	288	30	30	
DIV. I NON-CONF.	1- 8	314	0- 1	98	246	275	275	30	30	
TOTALS	RPI 1-25	RPI 26-50	W-L RECORDS	RPI 51-100	RPI 101-150	RPI 150+				
7- 13	0- 1	0- 1	OVERALL	0- 0	0- 1	7- 10				
3- 3	0- 0	0- 0	HOME	0- 0	0- 0	3- 3				
3- 9	0- 1	0- 1	AWAY	0- 0	0- 1	3- 6				
1- 1	0- 0	0- 0	NEUTRAL	0- 0	0- 0	1- 1				
1- 8	0- 1	0- 1	NON-CONFERENCE	0- 0	0- 1	1- 5				
0- 1	0- 0	0- 0	HOME	0- 0	0- 0	0- 1				
0- 6	0- 1	0- 1	AWAY	0- 0	0- 1	0- 3				
1- 1	0- 0	0- 0	NEUTRAL	0- 0	0- 0	1- 1				
6- 5	0- 0	0- 0	CONFERENCE	0- 0	0- 0	6- 5				
3- 2	0- 0	0- 0	HOME	0- 0	0- 0	3- 2				
3- 3	0- 0	0- 0	AWAY	0- 0	0- 0	3- 3				
0- 0	0- 0	0- 0	NEUTRAL	0- 0	0- 0	0- 0				

RPI 1-25				RPI 26-50				RPI 51-100				RPI 101+ Team's RPI: 288			
RPI	S	Opponent	Score	RPI	S	Opponent	Score	RPI	S	Opponent	Score	RPI	S	Opponent	Score
7	A	Oregon St.	40 73	39	A	South Dakota St.	45 103					129	A	Ball St.	60 88
												157	A	Cincinnati	42 72
												172	A	Xavier	41 62
												192	A	Illinois	58 70
												203	H	Texas Southern	49 45
												212	A	Alabama St.	52 51
												212	H	Alabama St.	62 74
												222	N	Campbell	31 51
												229	A	Grambling	54 56
												233	A	Southern U.	50 67
												248	H	Austin Peay	55 69
												284	H	Mississippi Val.	63 73
												285	H	Prairie View	64 47
												309	A	Alcorn	48 70
												347	N	Morgan St.	53 44
												348	A	Jackson St.	78 71
												349	A	Alabama A&M	65 55
												349	H	Alabama A&M	61 57
LAST 12 Division I GAMES:															
349	A	Alabama A&M	65 55	309	A	Alcorn	48 70								
212	A	Alabama St.	52 51	233	A	Southern U.	50 67								
348	A	Jackson St.	78 71	349	H	Alabama A&M	61 57								
229	A	Grambling	54 56	212	H	Alabama St.	62 74								
285	H	Prairie View	64 47	284	H	Mississippi Val.	63 73								
203	H	Texas Southern	49 45	7	A	Oregon St.	40 73								

Non-Div I Games: Philander Smith 88 65 Tougaloo 71 60

Ark.-Pine Bluff

■ Loss,
 ■ Non-Conf,
 ■ S Site,
 ■ Home
 ■ A Away
 N Neutral

Arkansas

Through Games Of Feb. 6, 2017

Average RPI Win:	189	WON-LOST	WINNING	LAST 10	STRENGTH OF	OPP. STRENGTH	TEAM	ADJ.	CONF.	ADJ CONF.
Average RPI Loss:	59	RECORD	PCT. RANK	GAMES	SCHEDULE	OF SCHEDULE	RPI	RPI	RPI	RPI
DIV. I ONLY	13- 10	135	2- 8	84	69	121	121	2	2	
DIV. I NON-CONF.	11- 2	24	1- 1	280	215	103	103	2	2	
TOTALS	RPI 1-25	RPI 26-50	W-L RECORDS	RPI 51-100	RPI 101-150	RPI 150+				
13- 10	0- 3	0- 3	OVERALL	2- 2	5- 1	6- 1				
9- 6	0- 2	0- 2	HOME	2- 1	2- 1	5- 0				
2- 4	0- 1	0- 1	AWAY	0- 1	2- 0	0- 1				
2- 0	0- 0	0- 0	NEUTRAL	0- 0	1- 0	1- 0				
11- 2	0- 0	0- 0	NON-CONFERENCE	2- 0	3- 1	6- 1				
8- 1	0- 0	0- 0	HOME	2- 0	1- 1	5- 0				
1- 1	0- 0	0- 0	AWAY	0- 0	1- 0	0- 1				
2- 0	0- 0	0- 0	NEUTRAL	0- 0	1- 0	1- 0				
2- 8	0- 3	0- 3	CONFERENCE	0- 2	2- 0	0- 0				
1- 5	0- 2	0- 2	HOME	0- 1	1- 0	0- 0				
1- 3	0- 1	0- 1	AWAY	0- 1	1- 0	0- 0				
0- 0	0- 0	0- 0	NEUTRAL	0- 0	0- 0	0- 0				

RPI 1-25				RPI 26-50				RPI 51-100				RPI 101+ Team's RPI: 121			
RPI	S	Opponent	Score	RPI	S	Opponent	Score	RPI	S	Opponent	Score	RPI	S	Opponent	Score
3	H	South Carolina	49 79	26	A	LSU	46 53	60	H	South Dakota	70 67	109	H	Vanderbilt	59 56
4	H	Mississippi St.	51 59	26	H	LSU	52 53	62	H	Texas Tech	66 60	116	A	Alabama	68 50
20	A	Texas A&M	65 90	30	H	Missouri	46 60	96	A	Ole Miss	64 73	122	N	Navy	70 67
								97	H	Georgia	66 69	130	A	Tulsa	57 50
												134	H	Stetson	79 62
												138	H	Oral Roberts	60 70
												152	A	Missouri St.	62 64
												168	N	Memphis	91 61
												237	H	Butler	68 50
												301	H	Northwestern St.	65 36
												332	H	La.-Monroe	92 46
												337	H	Houston Baptist	101 40
												343	H	Sam Houston St.	71 39
LAST 12 Division I GAMES:															
3	H	South Carolina	49 79	20	A	Texas A&M	65 90								
97	H	Georgia	66 69	26	H	LSU	52 53								
26	A	LSU	46 53	4	H	Mississippi St.	51 59								
30	H	Missouri	46 60	96	A	Ole Miss	64 73								
109	H	Vanderbilt	59 56	337	H	Houston Baptist	101 40								
116	A	Alabama	68 50	138	H	Oral Roberts	60 70								

Non-Div I Games:

Arkansas

■ Loss,
■ Non-Conf, S Site,
■ Home
■ Away
N Neutral

Average RPI Win:	249	WON-LOST	WINNING	LAST 10	STRENGTH OF	OPP. STRENGTH	TEAM	ADJ.	CONF.	ADJ CONF.
Average RPI Loss:	164	RECORD	PCT. RANK	GAMES	SCHEDULE	OF SCHEDULE	RPI	RPI	RPI	RPI
DIV. I ONLY	5- 18	309	2- 8	288	138	325	325	21	21	
DIV. I NON-CONF.	2- 10	305	0- 1	253	51	311	311	19	19	
TOTALS	RPI 1-25	RPI 26-50	W-L RECORDS	RPI 51-100	RPI 101-150	RPI 150+				
5- 18	0- 0	0- 3	OVERALL	0- 3	1- 1	4- 11				
4- 5	0- 0	0- 1	HOME	0- 1	1- 1	3- 2				
0- 11	0- 0	0- 1	AWAY	0- 2	0- 0	0- 8				
1- 2	0- 0	0- 1	NEUTRAL	0- 0	0- 0	1- 1				
2- 10	0- 0	0- 2	NON-CONFERENCE	0- 3	1- 0	1- 5				
1- 2	0- 0	0- 1	HOME	0- 1	1- 0	0- 0				
0- 6	0- 0	0- 0	AWAY	0- 2	0- 0	0- 4				
1- 2	0- 0	0- 1	NEUTRAL	0- 0	0- 0	1- 1				
3- 8	0- 0	0- 1	CONFERENCE	0- 0	0- 1	3- 6				
3- 3	0- 0	0- 0	HOME	0- 0	0- 1	3- 2				
0- 5	0- 0	0- 1	AWAY	0- 0	0- 0	0- 4				
0- 0	0- 0	0- 0	NEUTRAL	0- 0	0- 0	0- 0				

RPI S	Opponent	Score	RPI S	Opponent	Score	RPI S	Opponent	Score	RPI S	Opponent	Score	Team's RPI: 325
27	H South Fla.	59 78	55	A Oklahoma St.	34 76	105	H Troy	75 83				
40	N California	55 80	71	A Iowa St.	53 105	130	H Tulsa	83 80				
48	A Little Rock	59 73	74	H Florida	60 71	186	A Appalachian St.	50 76				
						186	H Appalachian St.	72 81				
						191	A Louisiana	60 72				
						191	H Louisiana	72 80				
						193	A Wichita St.	51 69				
						235	A Tennessee St.	66 76				
						239	A Coastal Caro.	55 57				
						239	H Coastal Caro.	60 52				
						248	A Austin Peay	55 62				
						250	H South Ala.	56 53				
						261	A UT Martin	63 68				
						262	N Northern Ky.	78 83				
						294	N Kennesaw St.	70 67				
						332	A La.-Monroe	51 59				
						332	H La.-Monroe	71 56				
LAST 12 Division I GAMES:												
186	H Appalachian St.	72 81	48	A Little Rock	59 73							
239	H Coastal Caro.	60 52	239	A Coastal Caro.	55 57							
332	A La.-Monroe	51 59	186	A Appalachian St.	50 76							
191	A Louisiana	60 72	191	H Louisiana	72 80							
105	H Troy	75 83	332	H La.-Monroe	71 56							
250	H South Ala.	56 53	40	N California	55 80							

Non-Div I Games:

Arkansas St.

Average RPI Win: 269	WON-LOST	WINNING	LAST 10	STRENGTH OF	OPP. STRENGTH	TEAM	ADJ.	CONF.	ADJ CONF.
Average RPI Loss: 113	RECORD	PCT. RANK	GAMES	SCHEDULE	OF SCHEDULE	RPI	RPI	RPI	RPI
DIV. I ONLY	15- 6	63	6- 4	332	231	170	170	23	23
DIV. I NON-CONF.	8- 2	49	0- 0	342	255	151	151	25	25
TOTALS	RPI 1-25	RPI 26-50	W-L RECORDS	RPI 51-100	RPI 101-150	RPI 150+			
15- 6	0- 0	0- 0	OVERALL	0- 3	1- 2	14- 1			
8- 2	0- 0	0- 0	HOME	0- 1	0- 1	8- 0			
7- 4	0- 0	0- 0	AWAY	0- 2	1- 1	6- 1			
0- 0	0- 0	0- 0	NEUTRAL	0- 0	0- 0	0- 0			
8- 2	0- 0	0- 0	NON-CONFERENCE	0- 1	1- 1	7- 0			
5- 0	0- 0	0- 0	HOME	0- 0	0- 0	5- 0			
3- 2	0- 0	0- 0	AWAY	0- 1	1- 1	2- 0			
0- 0	0- 0	0- 0	NEUTRAL	0- 0	0- 0	0- 0			
7- 4	0- 0	0- 0	CONFERENCE	0- 2	0- 1	7- 1			
3- 2	0- 0	0- 0	HOME	0- 1	0- 1	3- 0			
4- 2	0- 0	0- 0	AWAY	0- 1	0- 0	4- 1			
0- 0	0- 0	0- 0	NEUTRAL	0- 0	0- 0	0- 0			

RPI S	Opponent	Score	RPI S	Opponent	Score	RPI S	Opponent	Score	RPI S	Opponent	Score	Team's RPI: 170
						52	A Minnesota	52 70	114	A Delaware	61 47	
						58	A Bucknell	62 68	122	H Navy	58 63	
						58	H Bucknell	56 60	148	A Albany (NY)	59 65	
									151	H Yale	59 55	
									175	H American	53 51	
									214	A Dartmouth	68 60	
									231	A Colgate	76 69	
									241	A Loyola Maryland	62 71	
									241	H Loyola Maryland	67 48	
									304	A Holy Cross	67 59	
									312	A Lehigh	75 71	
									313	H Air Force	75 47	
									321	H St. Francis Brooklyn	69 46	
									322	A Lafayette	63 55	
									322	H Lafayette	76 73	
									333	A LIU Brooklyn	68 47	
									342	H Wagner	85 40	
									346	H Fairleigh Dickinson	86 58	
LAST 12 Division I GAMES:												
241	H Loyola Maryland	67 48	231	A Colgate	76 69							
322	A Lafayette	63 55	241	A Loyola Maryland	62 71							
58	A Bucknell	62 68	322	H Lafayette	76 73							
122	H Navy	58 63	58	H Bucknell	56 60							
304	A Holy Cross	67 59	312	A Lehigh	75 71							
175	H American	53 51	114	A Delaware	61 47							

Non-Div I Games: Mercy 90 48

Army West Point

■ Loss,
 ■ Non-Conf, S Site,
 ■ Home
 ■ Away
 N Neutral

Average RPI Win: 125		WON-LOST	WINNING	LAST 10	STRENGTH OF	OPP. STRENGTH	TEAM	ADJ.	CONF.	ADJ CONF.
Average RPI Loss: 27		RECORD	PCT. RANK	GAMES	SCHEDULE	OF SCHEDULE	RPI	RPI	RPI	RPI
DIV. I ONLY		15- 9	112	5- 5	8	32	25	25	2	2
DIV. I NON-CONF.		10- 4	80	1- 1	26	79	27	27	2	2
TOTALS		RPI 1-25	RPI 26-50		W-L RECORDS		RPI 51-100	RPI 101-150	RPI 150+	
15- 9	1- 5	1- 3		OVERALL		4- 1	5- 0	4- 0		
6- 4	1- 3	0- 1		HOME		3- 0	1- 0	1- 0		
6- 4	0- 2	0- 2		AWAY		1- 0	3- 0	2- 0		
3- 1	0- 0	1- 0		NEUTRAL		0- 1	1- 0	1- 0		
10- 4	0- 1	1- 2		NON-CONFERENCE		2- 1	3- 0	4- 0		
4- 1	0- 0	0- 1		HOME		2- 0	1- 0	1- 0		
3- 2	0- 1	0- 1		AWAY		0- 0	1- 0	2- 0		
3- 1	0- 0	1- 0		NEUTRAL		0- 1	1- 0	1- 0		
5- 5	1- 4	0- 1		CONFERENCE		2- 0	2- 0	0- 0		
2- 3	1- 3	0- 0		HOME		1- 0	0- 0	0- 0		
3- 2	0- 1	0- 1		AWAY		1- 0	2- 0	0- 0		
0- 0	0- 0	0- 0		NEUTRAL		0- 0	0- 0	0- 0		

RPI	S	Opponent	Score	RPI	S	Opponent	Score	RPI	S	Opponent	Score	RPI	S	Opponent	Score
3	H	South Carolina	47 73	30	A	Missouri	53 68	53	H	Indiana	71 67	105	H	Troy	61 52
4	H	Mississippi St.	47 77	32	N	Drake	85 80	64	N	West Virginia	52 56	109	A	Vanderbilt	64 59
14	H	Tennessee	79 61	38	A	Tulane	59 61	74	A	Florida	82 75	116	A	Alabama	66 55
16	H	Kentucky	60 64	44	H	Virginia Tech	87 92	81	H	Jacksonville	53 41	129	N	Ball St.	54 40
20	A	Texas A&M	61 66					96	H	Ole Miss	83 60	132	A	East Carolina	61 52
21	A	Kansas St.	66 71									159	A	Louisiana Tech	76 66
												232	N	Marist	52 51
												259	H	Savannah St.	75 46
												278	A	N.C. A&T	68 36
LAST 12 Division I GAMES:															
20	A	Texas A&M	61 66	109	A	Vanderbilt	64 59								
4	H	Mississippi St.	47 77	96	H	Ole Miss	83 60								
116	A	Alabama	66 55	3	H	South Carolina	47 73								
30	A	Missouri	53 68	74	A	Florida	82 75								
16	H	Kentucky	60 64	81	H	Jacksonville	53 41								
14	H	Tennessee	79 61	38	A	Tulane	59 61								

Non-Div I Games:

Auburn

■ Loss,
■ Non-Conf, S Site,
■ Home
■ Away
N Neutral

Average RPI Win:	264	WON-LOST	WINNING	LAST 10	STRENGTH OF	OPP. STRENGTH	TEAM	ADJ.	CONF.	ADJ CONF.
Average RPI Loss:	185	RECORD	PCT. RANK	GAMES	SCHEDULE	OF SCHEDULE	RPI	RPI	RPI	RPI
DIV. I ONLY	10- 12	202	6- 4	267	280	248	248	26	26	
DIV. I NON-CONF.	4- 7	224	0- 1	264	243	279	279	26	26	
TOTALS	RPI 1-25	RPI 26-50	W-L RECORDS	RPI 51-100	RPI 101-150	RPI 150+				
10- 12	0- 0	0- 0	OVERALL	0- 4	0- 1	10- 7				
7- 4	0- 0	0- 0	HOME	0- 2	0- 0	7- 2				
3- 7	0- 0	0- 0	AWAY	0- 2	0- 1	3- 4				
0- 1	0- 0	0- 0	NEUTRAL	0- 0	0- 0	0- 1				
4- 7	0- 0	0- 0	NON-CONFERENCE	0- 3	0- 1	4- 3				
3- 2	0- 0	0- 0	HOME	0- 1	0- 0	3- 1				
1- 4	0- 0	0- 0	AWAY	0- 2	0- 1	1- 1				
0- 1	0- 0	0- 0	NEUTRAL	0- 0	0- 0	0- 1				
6- 5	0- 0	0- 0	CONFERENCE	0- 1	0- 0	6- 4				
4- 2	0- 0	0- 0	HOME	0- 1	0- 0	4- 1				
2- 3	0- 0	0- 0	AWAY	0- 0	0- 0	2- 3				
0- 0	0- 0	0- 0	NEUTRAL	0- 0	0- 0	0- 0				

RPI S	Opponent	Score	RPI S	Opponent	Score	RPI S	Opponent	Score	RPI S	Opponent	Score	Team's RPI: 248
						80	H Belmont	71 80	137	A UCF	43 61	
						82	H Western Ky.	65 85	187	H ETSU	77 74	
						93	A Middle Tenn.	51 82	188	H Morehead St.	71 81	
						96	A Ole Miss	38 66	208	H SIUE	85 62	
									216	N St. Bonaventure	57 58	
									220	H Miami (OH)	58 73	
									235	H Tennessee St.	79 63	
									246	H Murray St.	75 63	
									260	A Jacksonville St.	45 65	
									261	A UT Martin	80 83	
									269	A Evansville	54 68	
									276	A Tennessee Tech	87 84	
									283	H Southeast Mo. St.	84 74	
									288	A Ark.-Pine Bluff	69 55	
									294	H Kennesaw St.	68 49	
									297	A Eastern Ill.	69 59	
									315	A Eastern Ky.	71 80	
									325	H Arkansas St.	62 55	
LAST 12 Division I GAMES:												
235	H	Tennessee St.	79	63	208	H	SIUE	85	62			
315	A	Eastern Ky.	71	80	260	A	Jacksonville St.	45	65			
283	H	Southeast Mo. St.	84	74	276	A	Tennessee Tech	87	84			
261	A	UT Martin	80	83	80	H	Belmont	71	80			
246	H	Murray St.	75	63	188	H	Morehead St.	71	81			
297	A	Eastern Ill.	69	59	96	A	Ole Miss	38	66			

Non-Div I Games: Trevecca Nazarene 69 51 Christian Bros. 76 57

Austin Peay

■ Loss,
 ■ Non-Conf, S Site,
 ■ Home
 ■ Away
 N Neutral

Average RPI Win:	199	WON-LOST	WINNING	LAST 10	STRENGTH OF	OPP. STRENGTH	TEAM	ADJ.	CONF.	ADJ CONF.
Average RPI Loss:	88	RECORD	PCT. RANK	GAMES	SCHEDULE	OF SCHEDULE	RPI	RPI	RPI	RPI
DIV. I ONLY	14- 9	116	7- 3	142	84	100	100	15	15	
DIV. I NON-CONF.	6- 5	148	0- 0	56	20	78	78	13	13	
TOTALS	RPI 1-25	RPI 26-50	W-L RECORDS	RPI 51-100	RPI 101-150	RPI 150+				
14- 9	0- 3	0- 0	OVERALL	1- 3	3- 1	10- 2				
6- 2	0- 2	0- 0	HOME	0- 0	1- 0	5- 0				
5- 6	0- 0	0- 0	AWAY	0- 3	0- 1	5- 2				
3- 1	0- 1	0- 0	NEUTRAL	1- 0	2- 0	0- 0				
6- 5	0- 3	0- 0	NON-CONFERENCE	1- 2	2- 0	3- 0				
1- 2	0- 2	0- 0	HOME	0- 0	0- 0	1- 0				
2- 2	0- 0	0- 0	AWAY	0- 2	0- 0	2- 0				
3- 1	0- 1	0- 0	NEUTRAL	1- 0	2- 0	0- 0				
8- 4	0- 0	0- 0	CONFERENCE	0- 1	1- 1	7- 2				
5- 0	0- 0	0- 0	HOME	0- 0	1- 0	4- 0				
3- 4	0- 0	0- 0	AWAY	0- 1	0- 1	3- 2				
0- 0	0- 0	0- 0	NEUTRAL	0- 0	0- 0	0- 0				

RPI 1-25				RPI 26-50				RPI 51-100 Team's RPI: 100				RPI 101+			
RPI	S	Opponent	Score	RPI	S	Opponent	Score	RPI	S	Opponent	Score	RPI	S	Opponent	Score
7	N	Oregon St.	56 65					70	A	Utah	60 77	111	N	Saint Joseph's	71 56
9	H	Washington	70 82					78	A	Gonzaga	52 87	126	H	St. Mary's (CA)	70 65
18	H	Oklahoma	61 68					79	N	UNLV	63 54	130	N	Tulsa	71 56
								97	A	Georgia	51 81	149	A	San Francisco	63 70
												158	A	Santa Clara	63 64
												158	H	Santa Clara	72 66
												201	A	Utah St.	60 40
												209	A	Pacific	68 55
												209	H	Pacific	68 50
												210	A	Loyola Marymount	74 77
												210	H	Loyola Marymount	76 59
												218	H	San Diego	81 63
												228	H	Weber St.	73 64
												273	A	Portland	77 38
												308	A	Pepperdine	73 47
												331	A	Utah Valley	68 50
LAST 12 Division I GAMES:															
273	A	Portland	77 38	218	H	San Diego	81 63								
78	A	Gonzaga	52 87	149	A	San Francisco	63 70								
210	A	Loyola Marymount	74 77	209	A	Pacific	68 55								
158	H	Santa Clara	72 66	126	H	St. Mary's (CA)	70 65								
209	H	Pacific	68 50	210	H	Loyola Marymount	76 59								
308	A	Pepperdine	73 47	158	A	Santa Clara	63 64								

Non-Div I Games:

BYU

■ Loss,
 ■ Non-Conf,
 ■ S Site,
 ■ H Home
 ■ A Away
 N Neutral

Average RPI Win:	210	WON-LOST	WINNING	LAST 10	STRENGTH OF	OPP. STRENGTH	TEAM	ADJ.	CONF.	ADJ CONF.
Average RPI Loss:	113	RECORD	PCT. RANK	GAMES	SCHEDULE	OF SCHEDULE	RPI	RPI	RPI	RPI
DIV. I ONLY	15- 7	80	8- 2	240	108	129	129	10	10	
DIV. I NON-CONF.	6- 5	148	0- 0	322	82	233	233	11	11	
TOTALS	RPI 1-25	RPI 26-50	W-L RECORDS	RPI 51-100	RPI 101-150	RPI 150+				
15- 7	0- 1	0- 0	OVERALL	2- 4	1- 1	12- 1				
7- 3	0- 0	0- 0	HOME	0- 2	1- 0	6- 1				
7- 2	0- 0	0- 0	AWAY	2- 2	0- 0	5- 0				
1- 2	0- 1	0- 0	NEUTRAL	0- 0	0- 1	1- 0				
6- 5	0- 1	0- 0	NON-CONFERENCE	0- 2	0- 1	6- 1				
3- 2	0- 0	0- 0	HOME	0- 1	0- 0	3- 1				
2- 1	0- 0	0- 0	AWAY	0- 1	0- 0	2- 0				
1- 2	0- 1	0- 0	NEUTRAL	0- 0	0- 1	1- 0				
9- 2	0- 0	0- 0	CONFERENCE	2- 2	1- 0	6- 0				
4- 1	0- 0	0- 0	HOME	0- 1	1- 0	3- 0				
5- 1	0- 0	0- 0	AWAY	2- 1	0- 0	3- 0				
0- 0	0- 0	0- 0	NEUTRAL	0- 0	0- 0	0- 0				

RPI 1-25				RPI 26-50				RPI 51-100				RPI 101+				Team's RPI: 129	
RPI	S	Opponent	Score	RPI	S	Opponent	Score	RPI	S	Opponent	Score	RPI	S	Opponent	Score		
25	N	Auburn	40 54					68	A	Buffalo	89 75	106	H	Kent St.	71 47		
								77	H	Northern Ill.	96 101	132	N	East Carolina	69 82		
								82	A	Western Ky.	61 68	160	A	Oakland	66 59		
								83	A	Central Mich.	92 101	162	H	Western Mich.	61 56		
								87	A	Toledo	51 45	211	A	Akron	90 63		
								94	H	Purdue	42 58	211	H	Akron	80 70		
												220	A	Miami (OH)	81 60		
												237	A	Butler	74 50		
												258	A	Bowling Green	75 53		
												264	H	Eastern Mich.	78 49		
												269	H	Evansville	84 49		
												278	N	N.C. A&T	76 57		
												288	H	Ark.-Pine Bluff	88 60		
												295	H	Lipscomb	74 78		
												329	H	Chicago St.	88 53		
LAST 12 Division I GAMES:																	
220	A	Miami (OH)	81 60	211	H	Akron	80 70										
211	A	Akron	90 63	83	A	Central Mich.	92 101										
77	H	Northern Ill.	96 101	162	H	Western Mich.	61 56										
68	A	Buffalo	89 75	106	H	Kent St.	71 47										
258	A	Bowling Green	75 53	87	A	Toledo	51 45										
264	H	Eastern Mich.	78 49	82	A	Western Ky.	61 68										

Non-Div I Games: Urbana

93 49

Ball St.

■ Loss,
 ■ Non-Conf,
 ■ S Site,
 ■ Home
 ■ A Away
 N Neutral

Average RPI Win: 115		WON-LOST	WINNING	LAST 10	STRENGTH OF	OPP. STRENGTH	TEAM	ADJ.	CONF.	ADJ CONF.
Average RPI Loss: 4		RECORD	PCT. RANK	GAMES	SCHEDULE	OF SCHEDULE	RPI	RPI	RPI	RPI
DIV. I ONLY		23- 2	4	9- 1	39	7	8	8	4	4
DIV. I NON-CONF.		11- 1	13	0- 0	78	39	8	8	3	3
TOTALS		RPI 1-25	RPI 26-50		W-L RECORDS		RPI 51-100	RPI 101-150	RPI 150+	
23- 2		6- 2	1- 0		OVERALL		6- 0	3- 0	7- 0	
13- 1		3- 1	0- 0		HOME		2- 0	2- 0	6- 0	
7- 1		2- 1	0- 0		AWAY		4- 0	0- 0	1- 0	
3- 0		1- 0	1- 0		NEUTRAL		0- 0	1- 0	0- 0	
11- 1		3- 1	1- 0		NON-CONFERENCE		0- 0	2- 0	5- 0	
7- 0		1- 0	0- 0		HOME		0- 0	1- 0	5- 0	
1- 1		1- 1	0- 0		AWAY		0- 0	0- 0	0- 0	
3- 0		1- 0	1- 0		NEUTRAL		0- 0	1- 0	0- 0	
12- 1		3- 1	0- 0		CONFERENCE		6- 0	1- 0	2- 0	
6- 1		2- 1	0- 0		HOME		2- 0	1- 0	1- 0	
6- 0		1- 0	0- 0		AWAY		4- 0	0- 0	1- 0	
0- 0		0- 0	0- 0		NEUTRAL		0- 0	0- 0	0- 0	

RPI	S	Opponent	Score	RPI	S	Opponent	Score	RPI	S	Opponent	Score	RPI	S	Opponent	Score
1	A	UConn	61 72	31	N	Ohio St.	85 68	55	A	Oklahoma St.	86 50	106	N	Kent St.	84 42
6	H	Texas	79 85					62	A	Texas Tech	79 61	124	H	TCU	77 54
11	H	UCLA	84 70					64	A	West Virginia	91 56	135	H	Abilene Christian	79 34
14	A	Tennessee	88 66					64	H	West Virginia	79 73	153	A	Kansas	92 43
15	N	DePaul	104 72					71	A	Iowa St.	83 52	153	H	Kansas	90 43
18	H	Oklahoma	92 58					71	H	Iowa St.	68 42	183	H	Texas St.	90 24
21	A	Kansas St.	91 49									284	H	Mississippi Val.	101 36
21	H	Kansas St.	87 57									323	H	Winthrop	140 32
LAST 12 Division I GAMES:															
6	H	Texas	79 85	71	H	Iowa St.	68 42	153	A	Kansas	92 43	124	H	TCU	77 54
62	A	Texas Tech	79 61	55	A	Oklahoma St.	86 50	64	A	West Virginia	91 56	55	A	Oklahoma St.	86 50
71	A	Iowa St.	83 52	64	A	West Virginia	91 56	153	H	Kansas	90 43	64	A	West Virginia	91 56
18	H	Oklahoma	92 58	153	H	Kansas	90 43								
21	A	Kansas St.	91 49												
64	H	West Virginia	79 73												

Non-Div I Games:

Baylor

■ Loss,
 ■ Non-Conf, S Site,
 ■ Home
 ■ Away
 N Neutral

Average RPI Win:	244	WON-LOST	WINNING	LAST 10	STRENGTH OF	OPP. STRENGTH	TEAM	ADJ.	CONF.	ADJ CONF.
Average RPI Loss:	74	RECORD	PCT. RANK	GAMES	SCHEDULE	OF SCHEDULE	RPI	RPI	RPI	RPI
DIV. I ONLY	18- 5	23	10- 0	220	223	80	80	26	26	
DIV. I NON-CONF.	7- 5	137	1- 0	163	97	99	99	26	26	
TOTALS	RPI 1-25	RPI 26-50	W-L RECORDS	RPI 51-100	RPI 101-150	RPI 150+				
18- 5	0- 1	0- 1	OVERALL	1- 1	0- 1	17- 1				
7- 1	0- 0	0- 1	HOME	1- 0	0- 0	6- 0				
11- 3	0- 1	0- 0	AWAY	0- 1	0- 1	11- 0				
0- 1	0- 0	0- 0	NEUTRAL	0- 0	0- 0	0- 1				
7- 5	0- 1	0- 1	NON-CONFERENCE	1- 1	0- 1	6- 1				
2- 1	0- 0	0- 1	HOME	1- 0	0- 0	1- 0				
5- 3	0- 1	0- 0	AWAY	0- 1	0- 1	5- 0				
0- 1	0- 0	0- 0	NEUTRAL	0- 0	0- 0	0- 1				
11- 0	0- 0	0- 0	CONFERENCE	0- 0	0- 0	11- 0				
5- 0	0- 0	0- 0	HOME	0- 0	0- 0	5- 0				
6- 0	0- 0	0- 0	AWAY	0- 0	0- 0	6- 0				
0- 0	0- 0	0- 0	NEUTRAL	0- 0	0- 0	0- 0				

RPI 1-25				RPI 26-50				RPI 51-100				Team's RPI: 80	RPI 101+			
RPI	S	Opponent	Score	RPI	S	Opponent	Score	RPI	S	Opponent	Score		RPI	S	Opponent	Score
13	A	Louisville	50 73	33	H	Green Bay	53 62	52	A	Minnesota	74 75		105	A	Troy	74 91
								76	H	IUPUI	78 72		167	N	Fresno St.	53 62
													188	A	Morehead St.	91 59
													204	A	UAB	72 58
													208	H	SIUE	94 67
													210	A	Loyola Marymount	79 72
													226	A	Samford	73 54
													235	A	Tennessee St.	70 60
													244	A	Presbyterian	83 58
													246	A	Murray St.	87 69
													248	A	Austin Peay	80 71
													260	A	Jacksonville St.	54 53
													261	H	UT Martin	71 66
													276	H	Tennessee Tech	89 75
													283	H	Southeast Mo. St.	89 77
													295	H	Lipscomb	100 62
													297	A	Eastern Ill.	77 58
													315	H	Eastern Ky.	74 58
													324	A	Fort Wayne	85 59
LAST 12 Division I GAMES:																
246	A	Murray St.	87 69	315	H	Eastern Ky.	74 58									
208	H	SIUE	94 67	283	H	Southeast Mo. St.	89 77									
235	A	Tennessee St.	70 60	261	H	UT Martin	71 66									
276	H	Tennessee Tech	89 75	248	A	Austin Peay	80 71									
260	A	Jacksonville St.	54 53	297	A	Eastern Ill.	77 58									
188	A	Morehead St.	91 59	244	A	Presbyterian	83 58									

Non-Div I Games: Trevecca Nazarene 87 56

Belmont

■ Loss,
 ■ Non-Conf,
 ■ S Site,
 ■ H Home
 ■ A Away
 N Neutral

Average RPI Win:	293	WON-LOST	WINNING	LAST 10	STRENGTH OF	OPP. STRENGTH	TEAM	ADJ.	CONF.	ADJ CONF.
Average RPI Loss:	199	RECORD	PCT. RANK	GAMES	SCHEDULE	OF SCHEDULE	RPI	RPI	RPI	RPI
DIV. I ONLY	10- 9	154	8- 2	339	330	247	247	32	32	
DIV. I NON-CONF.	2- 8	288	1- 2	272	270	314	314	31	31	
TOTALS	RPI 1-25	RPI 26-50	W-L RECORDS	RPI 51-100	RPI 101-150	RPI 150+				
10- 9	0- 0	0- 0	OVERALL	0- 1	0- 3	10- 5				
5- 1	0- 0	0- 0	HOME	0- 0	0- 0	5- 1				
4- 7	0- 0	0- 0	AWAY	0- 1	0- 3	4- 3				
1- 1	0- 0	0- 0	NEUTRAL	0- 0	0- 0	1- 1				
2- 8	0- 0	0- 0	NON-CONFERENCE	0- 1	0- 3	2- 4				
1- 0	0- 0	0- 0	HOME	0- 0	0- 0	1- 0				
0- 7	0- 0	0- 0	AWAY	0- 1	0- 3	0- 3				
1- 1	0- 0	0- 0	NEUTRAL	0- 0	0- 0	1- 1				
8- 1	0- 0	0- 0	CONFERENCE	0- 0	0- 0	8- 1				
4- 1	0- 0	0- 0	HOME	0- 0	0- 0	4- 1				
4- 0	0- 0	0- 0	AWAY	0- 0	0- 0	4- 0				
0- 0	0- 0	0- 0	NEUTRAL	0- 0	0- 0	0- 0				

RPI 1-25			RPI 26-50			RPI 51-100			RPI 101+ Team's RPI: 247		
RPI	S	Opponent	Score	RPI	S	Opponent	Score	RPI	S	Opponent	Score
						81 A Jacksonville	63 69	112 A Clemson		38 59	
								134 A Stetson		60 63	
								137 A UCF		43 70	
								208 N SIUE		83 78	
								233 A Southern U.		59 61	
								235 N Tennessee St.		60 69	
								240 H UMES		56 59	
								252 H Howard		75 54	
								259 A Savannah St.		38 31	
								268 A Norfolk St.		68 58	
								281 H North Florida		52 50	
								285 A Prairie View		64 66	
								292 H Coppin St.		71 52	
								334 A Southeastern La.		63 75	
								340 A Florida A&M		64 41	
								341 A South Carolina St.		64 34	
								345 H Delaware St.		72 58	
								347 H Morgan St.		50 48	
LAST 12 Division I GAMES:											
252	H	Howard	75 54	292	H	Coppin St.	71 52				
345	H	Delaware St.	72 58	347	H	Morgan St.	50 48				
268	A	Norfolk St.	68 58	259	A	Savannah St.	38 31				
240	H	UMES	56 59	112	A	Clemson	38 59				
340	A	Florida A&M	64 41	208	N	SIUE	83 78				
341	A	South Carolina St.	64 34	235	N	Tennessee St.	60 69				

Non-Div I Games: Edward Waters 55 45 Flagler 76 53

Bethune-Cookman

Loss, Non-Conf, S Site, H Home A Away N Neutral

Binghamton

Through Games Of Feb. 6, 2017

Average RPI Win:	259	WON-LOST	WINNING	LAST 10	STRENGTH OF	OPP. STRENGTH	TEAM	ADJ.	CONF.	ADJ CONF.
Average RPI Loss:	139	RECORD	PCT. RANK	GAMES	SCHEDULE	OF SCHEDULE	RPI	RPI	RPI	RPI
DIV. I ONLY	10- 12	202	6- 4	176	289	205	205	22	22	
DIV. I NON-CONF.	3- 8	262	0- 1	77	324	199	199	22	22	
TOTALS	RPI 1-25	RPI 26-50	W-L RECORDS	RPI 51-100	RPI 101-150	RPI 150+				
10- 12	0- 0	0- 1	OVERALL	0- 3	2- 2	8- 6				
4- 7	0- 0	0- 0	HOME	0- 3	1- 2	3- 2				
6- 5	0- 0	0- 1	AWAY	0- 0	1- 0	5- 4				
0- 0	0- 0	0- 0	NEUTRAL	0- 0	0- 0	0- 0				
3- 8	0- 0	0- 1	NON-CONFERENCE	0- 2	1- 1	2- 4				
0- 5	0- 0	0- 0	HOME	0- 2	0- 1	0- 2				
3- 3	0- 0	0- 1	AWAY	0- 0	1- 0	2- 2				
0- 0	0- 0	0- 0	NEUTRAL	0- 0	0- 0	0- 0				
7- 4	0- 0	0- 0	CONFERENCE	0- 1	1- 1	6- 2				
4- 2	0- 0	0- 0	HOME	0- 1	1- 1	3- 0				
3- 2	0- 0	0- 0	AWAY	0- 0	0- 0	3- 2				
0- 0	0- 0	0- 0	NEUTRAL	0- 0	0- 0	0- 0				

RPI S	Opponent	Score	RPI S	Opponent	Score	RPI S	Opponent	Score	RPI S	Opponent	Score	Team's RPI: 205
45	A Ohio	55 63	58	H Bucknell	57 67	118	H Maine	58 52	118	H Maine	58 52	
			92	H Cornell	51 54	119	A Penn	61 48	142	H Columbia	65 75	
			99	H New Hampshire	62 70	148	H Albany (NY)	61 67	151	A Yale	48 57	
						156	H Brown	72 83	166	A Hartford	73 76	
						171	A Providence	58 71	206	H Sacred Heart	69 77	
						230	A UMBC	45 53	230	H UMBC	69 62	
						251	A Stony Brook	48 40	271	A Vermont	64 55	
						271	H Vermont	76 61	306	A NJIT	68 44	
						339	A UMass Lowell	58 48	339	H UMass Lowell	69 54	
						346	A Fairleigh Dickinson	80 69				
LAST 12 Division I GAMES:												
271	H Vermont	76 61	148	H Albany (NY)	61 67							
339	H UMass Lowell	69 54	99	H New Hampshire	62 70							
230	A UMBC	45 53	271	A Vermont	64 55							
118	H Maine	58 52	339	A UMass Lowell	58 48							
166	A Hartford	73 76	230	H UMBC	69 62							
251	A Stony Brook	48 40	92	H Cornell	51 54							

Non-Div I Games: Georgian Court 74 53 Misericordia 77 54

Binghamton

Loss, Non-Conf, S Site, H Home A Away N Neutral

Average RPI Win:	165	WON-LOST	WINNING	LAST 10	STRENGTH OF	OPP. STRENGTH	TEAM	ADJ.	CONF.	ADJ CONF.
Average RPI Loss:	146	RECORD	PCT. RANK	GAMES	SCHEDULE	OF SCHEDULE	RPI	RPI	RPI	RPI
DIV. I ONLY	13- 7	100	4- 6	94	149	85	85	13	13	
DIV. I NON-CONF.	8- 1	21	1- 0	125	113	23	23	15	15	
TOTALS	RPI 1-25	RPI 26-50	W-L RECORDS	RPI 51-100	RPI 101-150	RPI 150+				
13- 7	0- 1	0- 0	OVERALL	3- 2	3- 1	7- 3				
9- 2	0- 0	0- 0	HOME	0- 2	2- 0	7- 0				
3- 5	0- 1	0- 0	AWAY	2- 0	1- 1	0- 3				
1- 0	0- 0	0- 0	NEUTRAL	1- 0	0- 0	0- 0				
8- 1	0- 1	0- 0	NON-CONFERENCE	2- 0	2- 0	4- 0				
5- 0	0- 0	0- 0	HOME	0- 0	1- 0	4- 0				
2- 1	0- 1	0- 0	AWAY	1- 0	1- 0	0- 0				
1- 0	0- 0	0- 0	NEUTRAL	1- 0	0- 0	0- 0				
5- 6	0- 0	0- 0	CONFERENCE	1- 2	1- 1	3- 3				
4- 2	0- 0	0- 0	HOME	0- 2	1- 0	3- 0				
1- 4	0- 0	0- 0	AWAY	1- 0	0- 1	0- 3				
0- 0	0- 0	0- 0	NEUTRAL	0- 0	0- 0	0- 0				

RPI 1-25				RPI 26-50				RPI 51-100 Team's RPI: 85				RPI 101+			
RPI	S	Opponent	Score	RPI	S	Opponent	Score	RPI	S	Opponent	Score	RPI	S	Opponent	Score
9	A	Washington	66 92					56	A	Washington St.	77 73	104	H	Wyoming	64 54
								65	A	Colorado St.	51 45	126	A	St. Mary's (CA)	83 78
								65	H	Colorado St.	53 60	144	H	Eastern Wash.	67 64
								79	H	UNLV	55 58	145	A	New Mexico	68 75
								91	N	Charlotte	68 65	167	H	Fresno St.	67 66
												201	A	Utah St.	63 65
												201	H	Utah St.	76 56
												207	H	San Jose St.	86 64
												215	H	Seattle U	73 68
												234	A	San Diego St.	77 84
												236	H	Hawaii	61 49
												256	H	Portland St.	94 76
												273	H	Portland	74 60
												290	A	Nevada	62 69
LAST 12 Division I GAMES:															
201	A	Utah St.	63 65	167	H	Fresno St.	67 66								
65	H	Colorado St.	53 60	234	A	San Diego St.	77 84								
104	H	Wyoming	64 54	79	H	UNLV	55 58								
290	A	Nevada	62 69	65	A	Colorado St.	51 45								
207	H	San Jose St.	86 64	201	H	Utah St.	76 56								
145	A	New Mexico	68 75	236	H	Hawaii	61 49								

Non-Div I Games: Southern Ore. 89 45 Concordia Portland 71 40

Boise St.

Loss, Non-Conf, S Site, H Home A Away N Neutral

Average RPI Win:	208	WON-LOST	WINNING	LAST 10	STRENGTH OF	OPP. STRENGTH	TEAM	ADJ.	CONF.	ADJ CONF.
Average RPI Loss:	74	RECORD	PCT. RANK	GAMES	SCHEDULE	OF SCHEDULE	RPI	RPI	RPI	RPI
DIV. I ONLY	8- 16	260	0- 10	53	66	177	177	3	3	
DIV. I NON-CONF.	7- 6	157	1- 0	191	224	184	184	4	4	
TOTALS	RPI 1-25	RPI 26-50	W-L RECORDS	RPI 51-100	RPI 101-150	RPI 150+				
8- 16	0- 4	0- 3	OVERALL	0- 3	2- 4	6- 2				
6- 7	0- 3	0- 2	HOME	0- 1	2- 1	4- 0				
1- 8	0- 1	0- 1	AWAY	0- 2	0- 2	1- 2				
1- 1	0- 0	0- 0	NEUTRAL	0- 0	0- 1	1- 0				
7- 6	0- 0	0- 0	NON-CONFERENCE	0- 1	1- 3	6- 2				
5- 2	0- 0	0- 0	HOME	0- 1	1- 1	4- 0				
1- 3	0- 0	0- 0	AWAY	0- 0	0- 1	1- 2				
1- 1	0- 0	0- 0	NEUTRAL	0- 0	0- 1	1- 0				
1- 10	0- 4	0- 3	CONFERENCE	0- 2	1- 1	0- 0				
1- 5	0- 3	0- 2	HOME	0- 0	1- 0	0- 0				
0- 5	0- 1	0- 1	AWAY	0- 2	0- 1	0- 0				
0- 0	0- 0	0- 0	NEUTRAL	0- 0	0- 0	0- 0				

RPI 1-25				RPI 26-50				RPI 51-100				RPI 101+ Team's RPI: 177			
RPI	S	Opponent	Score	RPI	S	Opponent	Score	RPI	S	Opponent	Score	RPI	S	Opponent	Score
2	H	Notre Dame	69 80	34	A	Syracuse	52 79	59	A	Wake Forest	55 71	101	N	SMU	64 72
5	H	Florida St.	53 85	34	H	Syracuse	45 72	69	A	Virginia	55 62	112	H	Clemson	60 48
10	H	Duke	44 67	42	H	Georgia Tech	67 71	84	H	Penn St.	56 60	113	A	Fordham	49 56
19	A	Miami (FL)	51 58									118	H	Maine	64 53
												126	H	St. Mary's (CA)	54 62
												141	A	Pittsburgh	43 56
												151	A	Yale	71 64
												166	A	Hartford	56 65
												171	H	Providence	57 53
												180	A	Seton Hall	66 71
												214	H	Dartmouth	65 53
												275	H	Boston U.	67 49
												305	H	Central Conn. St.	66 46
												321	N	St. Francis Brooklyn	73 58
LAST 12 Division I GAMES:															
34	H	Syracuse	45 72	69	A	Virginia	55 62								
5	H	Florida St.	53 85	42	H	Georgia Tech	67 71								
19	A	Miami (FL)	51 58	34	A	Syracuse	52 79								
59	A	Wake Forest	55 71	141	A	Pittsburgh	43 56								
10	H	Duke	44 67	112	H	Clemson	60 48								
2	H	Notre Dame	69 80	118	H	Maine	64 53								

Non-Div I Games:

Boston College

■ Loss,
 ■ Non-Conf,
 ■ S Site,
 ■ H Home
 ■ A Away
 N Neutral

Average RPI Win:	306	WON-LOST	WINNING	LAST 10	STRENGTH OF	OPP. STRENGTH	TEAM	ADJ.	CONF.	ADJ CONF.
Average RPI Loss:	137	RECORD	PCT. RANK	GAMES	SCHEDULE	OF SCHEDULE	RPI	RPI	RPI	RPI
DIV. I ONLY	8- 14	241	5- 5	276	206	275	275	23	23	
DIV. I NON-CONF.	2- 9	293	1- 0	220	177	317	317	25	25	
TOTALS	RPI 1-25	RPI 26-50	W-L RECORDS	RPI 51-100	RPI 101-150	RPI 150+				
8- 14	0- 1	0- 1	OVERALL	0- 2	0- 4	8- 6				
5- 5	0- 0	0- 1	HOME	0- 2	0- 1	5- 1				
3- 8	0- 1	0- 0	AWAY	0- 0	0- 2	3- 5				
0- 1	0- 0	0- 0	NEUTRAL	0- 0	0- 1	0- 0				
2- 9	0- 1	0- 1	NON-CONFERENCE	0- 1	0- 2	2- 4				
2- 3	0- 0	0- 1	HOME	0- 1	0- 0	2- 1				
0- 5	0- 1	0- 0	AWAY	0- 0	0- 1	0- 3				
0- 1	0- 0	0- 0	NEUTRAL	0- 0	0- 1	0- 0				
6- 5	0- 0	0- 0	CONFERENCE	0- 1	0- 2	6- 2				
3- 2	0- 0	0- 0	HOME	0- 1	0- 1	3- 0				
3- 3	0- 0	0- 0	AWAY	0- 0	0- 1	3- 2				
0- 0	0- 0	0- 0	NEUTRAL	0- 0	0- 0	0- 0				

RPI 1-25			RPI 26-50			RPI 51-100			RPI 101+			Team's RPI: 275
RPI	S	Opponent	Score	RPI	S	Opponent	Score	RPI	S	Opponent	Score	
24	A	Arizona St.	42 71	35	H	Harvard	52 65	58	H	Bucknell	50 66	102 N Long Beach St. 48 61
								99	H	New Hampshire	51 59	122 A Navy 41 55
												122 H Navy 59 62
												148 A Albany (NY) 54 69
												175 A American 62 73
												177 A Boston College 49 67
												185 A Northeastern 59 78
												214 H Dartmouth 49 61
												231 A Colgate 87 96
												232 A Marist 57 76
												241 H Loyola Maryland 61 58
												298 H Massachusetts 64 60
												304 A Holy Cross 66 49
												312 A Lehigh 69 64
												312 H Lehigh 64 50
												322 A Lafayette 75 58
												322 H Lafayette 68 50
												339 H UMass Lowell 66 56
LAST 12 Division I GAMES:												
322	A	Lafayette	75 58	175	A	American	62 73					
122	A	Navy	41 55	322	H	Lafayette	68 50					
312	H	Lehigh	64 50	122	H	Navy	59 62					
58	H	Bucknell	50 66	312	A	Lehigh	69 64					
231	A	Colgate	87 96	304	A	Holy Cross	66 49					
241	H	Loyola Maryland	61 58	298	H	Massachusetts	64 60					

Non-Div I Games:

Boston U.

■ Loss,
 ■ Non-Conf, S Site,
 ■ Home
 ■ Away
 N Neutral

Bowling Green

Through Games Of Feb. 6, 2017

Average RPI Win:	264	WON-LOST	WINNING	LAST 10	STRENGTH OF	OPP. STRENGTH	TEAM	ADJ.	CONF.	ADJ CONF.
Average RPI Loss:	121	RECORD	PCT. RANK	GAMES	SCHEDULE	OF SCHEDULE	RPI	RPI	RPI	RPI
DIV. I ONLY	4- 15	313	2- 8	115	136	258	258	10	10	
DIV. I NON-CONF.	2- 7	284	0- 1	225	107	295	295	11	11	
TOTALS	RPI 1-25	RPI 26-50	W-L RECORDS	RPI 51-100	RPI 101-150	RPI 150+				
4- 15	0- 1	0- 2	OVERALL	0- 5	0- 2	4- 5				
1- 8	0- 0	0- 1	HOME	0- 4	0- 1	1- 2				
1- 6	0- 1	0- 1	AWAY	0- 0	0- 1	1- 3				
2- 1	0- 0	0- 0	NEUTRAL	0- 1	0- 0	2- 0				
2- 7	0- 1	0- 1	NON-CONFERENCE	0- 2	0- 0	2- 3				
0- 3	0- 0	0- 0	HOME	0- 1	0- 0	0- 2				
0- 3	0- 1	0- 1	AWAY	0- 0	0- 0	0- 1				
2- 1	0- 0	0- 0	NEUTRAL	0- 1	0- 0	2- 0				
2- 8	0- 0	0- 1	CONFERENCE	0- 3	0- 2	2- 2				
1- 5	0- 0	0- 1	HOME	0- 3	0- 1	1- 0				
1- 3	0- 0	0- 0	AWAY	0- 0	0- 1	1- 2				
0- 0	0- 0	0- 0	NEUTRAL	0- 0	0- 0	0- 0				

RPI 1-25				RPI 26-50				RPI 51-100				RPI 101+ Team's RPI: 258			
RPI	S	Opponent	Score	RPI	S	Opponent	Score	RPI	S	Opponent	Score	RPI	S	Opponent	Score
13	A	Louisville	58 83	44	A	Virginia Tech	51 98	68	H	Buffalo	50 61	106	A	Kent St.	78 80
				45	H	Ohio	58 69	69	H	Virginia	47 67	129	H	Ball St.	53 75
								77	H	Northern Ill.	76 89	157	H	Cincinnati	58 68
								83	H	Central Mich.	65 76	162	A	Western Mich.	58 75
								95	N	Chattanooga	49 54	194	H	Cleveland St.	56 64
												211	A	Akron	62 58
												211	H	Akron	86 50
												264	A	Eastern Mich.	74 81
												311	N	Saint Peter's	73 68
												315	A	Eastern Ky.	55 57
												322	N	Lafayette	69 42
LAST 12 Division I GAMES:															
211	H	Akron	86 50	162	A	Western Mich.	58 75								
106	A	Kent St.	78 80	211	A	Akron	62 58								
264	A	Eastern Mich.	74 81	77	H	Northern Ill.	76 89								
129	H	Ball St.	53 75	45	H	Ohio	58 69								
68	H	Buffalo	50 61	194	H	Cleveland St.	56 64								
83	H	Central Mich.	65 76	44	A	Virginia Tech	51 98								

Non-Div I Games: Davis & Elkins 73 46 Ohio Valley 82 46 Malone 65 78

Bowling Green

Loss, Non-Conf, S Site, H Home A Away N Neutral

Average RPI Win: 255	WON-LOST	WINNING	LAST 10	STRENGTH OF	OPP. STRENGTH	TEAM	ADJ.	CONF.	ADJ CONF.
Average RPI Loss: 139	RECORD	PCT. RANK	GAMES	SCHEDULE	OF SCHEDULE	RPI	RPI	RPI	RPI
DIV. I ONLY	8- 13	238	5- 5	213	210	227	227	16	16
DIV. I NON-CONF.	3- 7	250	1- 0	133	239	211	211	14	14
TOTALS	RPI 1-25	RPI 26-50	W-L RECORDS	RPI 51-100	RPI 101-150	RPI 150+			
8- 13	0- 0	0- 2	OVERALL	0- 3	1- 2	7- 6			
4- 6	0- 0	0- 2	HOME	0- 2	1- 1	3- 1			
4- 7	0- 0	0- 0	AWAY	0- 1	0- 1	4- 5			
0- 0	0- 0	0- 0	NEUTRAL	0- 0	0- 0	0- 0			
3- 7	0- 0	0- 1	NON-CONFERENCE	0- 2	1- 2	2- 2			
1- 3	0- 0	0- 1	HOME	0- 1	1- 1	0- 0			
2- 4	0- 0	0- 0	AWAY	0- 1	0- 1	2- 2			
0- 0	0- 0	0- 0	NEUTRAL	0- 0	0- 0	0- 0			
5- 6	0- 0	0- 1	CONFERENCE	0- 1	0- 0	5- 4			
3- 3	0- 0	0- 1	HOME	0- 1	0- 0	3- 1			
2- 3	0- 0	0- 0	AWAY	0- 0	0- 0	2- 3			
0- 0	0- 0	0- 0	NEUTRAL	0- 0	0- 0	0- 0			

RPI S	Opponent	Score	RPI S	Opponent	Score	RPI S	Opponent	Score	RPI S	Opponent	Score	Team's RPI: 227
32	H Drake	60 93	57	H UNI	53 72	106	A Kent St.	52 77				
33	H Green Bay	43 68	77	H Northern Ill.	51 81	120	H Saint Louis	58 68				
			89	A Western Ill.	77 91	146	H Detroit	70 60				
						152	A Missouri St.	75 73				
						162	A Western Mich.	64 83				
						183	H Southern Ill.	57 66				
						193	A Wichita St.	54 65				
						198	A Indiana St.	51 58				
						198	H Indiana St.	54 41				
						237	A Butler	56 58				
						269	H Evansville	56 52				
						316	A Loyola Chicago	60 53				
						316	H Loyola Chicago	72 45				
						319	A Illinois St.	63 71				
						320	A Valparaiso	67 56				
						326	A Ill.-Chicago	65 56				
LAST 12 Division I GAMES:												
198	H Indiana St.	54 41	57	H UNI	53 72							
316	H Loyola Chicago	72 45	32	H Drake	60 93							
269	H Evansville	56 52	316	A Loyola Chicago	60 53							
183	H Southern Ill.	57 66	198	A Indiana St.	51 58							
152	A Missouri St.	75 73	319	A Illinois St.	63 71							
193	A Wichita St.	54 65	326	A Ill.-Chicago	65 56							

Non-Div I Games: Eureka 103 59

Bradley

Average RPI Win: 218		WON-LOST	WINNING	LAST 10	STRENGTH OF	OPP. STRENGTH	TEAM	ADJ.	CONF.	ADJ CONF.
Average RPI Loss: 198		RECORD	PCT. RANK	GAMES	SCHEDULE	OF SCHEDULE	RPI	RPI	RPI	RPI
DIV. I ONLY		12- 6	82	6- 3	285	244	156	156	9	9
DIV. I NON-CONF.		8- 4	97	4- 1	344	301	225	225	9	9
TOTALS	RPI 1-25	RPI 26-50		W-L RECORDS		RPI 51-100	RPI 101-150	RPI 150+		
12- 6	0- 0	0- 0		OVERALL		1- 0	1- 2	10- 4		
7- 2	0- 0	0- 0		HOME		1- 0	1- 0	5- 2		
5- 4	0- 0	0- 0		AWAY		0- 0	0- 2	5- 2		
0- 0	0- 0	0- 0		NEUTRAL		0- 0	0- 0	0- 0		
8- 4	0- 0	0- 0		NON-CONFERENCE		0- 0	0- 1	8- 3		
4- 2	0- 0	0- 0		HOME		0- 0	0- 0	4- 2		
4- 2	0- 0	0- 0		AWAY		0- 0	0- 1	4- 1		
0- 0	0- 0	0- 0		NEUTRAL		0- 0	0- 0	0- 0		
4- 2	0- 0	0- 0		CONFERENCE		1- 0	1- 1	2- 1		
3- 0	0- 0	0- 0		HOME		1- 0	1- 0	1- 0		
1- 2	0- 0	0- 0		AWAY		0- 0	0- 1	1- 1		
0- 0	0- 0	0- 0		NEUTRAL		0- 0	0- 0	0- 0		

B
r
o
w
n

B
r
o
w
n

RPI 1-25				RPI 26-50				RPI 51-100				RPI 101+ Team's RPI: 156			
RPI	S	Opponent	Score	RPI	S	Opponent	Score	RPI	S	Opponent	Score	RPI	S	Opponent	Score
								92	H	Cornell	72 67	119	A	Penn	60 86
												123	A	VCU	72 85
												142	H	Columbia	69 60
												151	A	Yale	51 73
												151	H	Yale	76 73
												171	H	Providence	77 70
												174	A	Princeton	98 88
												205	A	Binghamton	83 72
												206	A	Sacred Heart	80 66
												231	H	Colgate	62 67
												252	H	Howard	83 78
												266	H	Manhattan	57 58
												271	A	Vermont	62 50
												299	H	Rhode Island	76 65
												300	A	Bryant	67 70
												311	H	Saint Peter's	80 71
												347	A	Morgan St.	68 51
LAST 12 Division I GAMES:															
				142	H	Columbia	69 60	347	A	Morgan St.	68 51				
				92	H	Cornell	72 67	123	A	VCU	72 85				
				151	A	Yale	51 73	311	H	Saint Peter's	80 71				
				151	H	Yale	76 73	271	A	Vermont	62 50				
				119	A	Penn	60 86	171	H	Providence	77 70				
				174	A	Princeton	98 88	299	H	Rhode Island	76 65				

Non-Div I Games: Rhode Island Col. 90 44

Brown

Loss, Non-Conf, S Site, H Home A Away N Neutral

B
r
y
a
n
t

B
r
y
a
n
t

Bryant

Page 32

Average RPI Win:	211	WON-LOST	WINNING	LAST 10	STRENGTH OF	OPP. STRENGTH	TEAM	ADJ.	CONF.	ADJ CONF.
Average RPI Loss:	156	RECORD	PCT. RANK	GAMES	SCHEDULE	OF SCHEDULE	RPI	RPI	RPI	RPI
DIV. I ONLY	17- 5	27	8- 2	191	237	58	58	23	23	
DIV. I NON-CONF.	8- 3	67	1- 0	197	139	73	73	25	25	
TOTALS	RPI 1-25	RPI 26-50	W-L RECORDS	RPI 51-100	RPI 101-150	RPI 150+				
17- 5	0- 0	0- 1	OVERALL	1- 1	2- 0	14- 3				
9- 0	0- 0	0- 0	HOME	1- 0	1- 0	7- 0				
8- 5	0- 0	0- 0	AWAY	0- 0	1- 0	7- 0				
0- 0	0- 0	0- 0	NEUTRAL	0- 0	0- 0	0- 0				
8- 3	0- 0	0- 1	NON-CONFERENCE	1- 1	1- 0	6- 1				
4- 0	0- 0	0- 0	HOME	1- 0	0- 0	3- 0				
4- 3	0- 0	0- 1	AWAY	0- 1	1- 0	3- 1				
0- 0	0- 0	0- 0	NEUTRAL	0- 0	0- 0	0- 0				
9- 2	0- 0	0- 0	CONFERENCE	0- 0	1- 0	8- 2				
5- 0	0- 0	0- 0	HOME	0- 0	1- 0	4- 0				
4- 2	0- 0	0- 0	AWAY	0- 0	0- 0	4- 2				
0- 0	0- 0	0- 0	NEUTRAL	0- 0	0- 0	0- 0				

RPI 1-25				RPI 26-50				RPI 51-100				Team's RPI: 58				RPI 101+			
RPI	S	Opponent	Score	RPI	S	Opponent	Score	RPI	S	Opponent	Score		RPI	S	Opponent	Score			
28	A	Elon	58 64					72	H	Drexel	78 66		111	A	Saint Joseph's	64 61			
								86	A	North Carolina	50 65		122	H	Navy	67 64			
													170	A	Army West Point	60 56			
													170	H	Army West Point	68 62			
													175	A	American	47 59			
													175	H	American	73 67			
													189	A	Rutgers	53 57			
													194	H	Cleveland St.	77 66			
													205	A	Binghamton	67 57			
													211	A	Akron	61 47			
													216	A	St. Bonaventure	57 35			
													231	H	Colgate	79 56			
													241	A	Loyola Maryland	72 66			
													266	H	Manhattan	69 64			
													275	A	Boston U.	66 50			
													304	A	Holy Cross	51 63			
													304	H	Holy Cross	77 48			
													306	H	NJIT	67 36			
													312	A	Lehigh	77 58			
LAST 12 Division I GAMES:																			
304	A	Holy Cross	51 63	312	A	Lehigh	77 58												
175	A	American	47 59	304	H	Holy Cross	77 48												
170	H	Army West Point	68 62	175	H	American	73 67												
275	A	Boston U.	66 50	170	A	Army West Point	60 56												
241	A	Loyola Maryland	72 66	122	H	Navy	67 64												
231	H	Colgate	79 56	266	H	Manhattan	69 64												

Non-Div I Games:

Bucknell

■ Loss,
 ■ Non-Conf, S Site,
 ■ Home
 ■ Away
 N Neutral

Average RPI Win:	190	WON-LOST	WINNING	LAST 10	STRENGTH OF	OPP. STRENGTH	TEAM	ADJ.	CONF.	ADJ CONF.
Average RPI Loss:	78	RECORD	PCT. RANK	GAMES	SCHEDULE	OF SCHEDULE	RPI	RPI	RPI	RPI
DIV. I ONLY	16- 6	54	5- 5	123	123	68	68	10	10	
DIV. I NON-CONF.	10- 1	16	0- 1	199	184	49	49	11	11	
TOTALS	RPI 1-25	RPI 26-50	W-L RECORDS	RPI 51-100	RPI 101-150	RPI 150+				
16- 6	0- 0	0- 2	OVERALL	1- 3	4- 1	11- 0				
10- 2	0- 0	0- 0	HOME	1- 1	2- 1	7- 0				
6- 3	0- 0	0- 1	AWAY	0- 2	2- 0	4- 0				
0- 1	0- 0	0- 1	NEUTRAL	0- 0	0- 0	0- 0				
10- 1	0- 0	0- 1	NON-CONFERENCE	0- 0	3- 0	7- 0				
7- 0	0- 0	0- 0	HOME	0- 0	1- 0	6- 0				
3- 0	0- 0	0- 0	AWAY	0- 0	2- 0	1- 0				
0- 1	0- 0	0- 1	NEUTRAL	0- 0	0- 0	0- 0				
6- 5	0- 0	0- 1	CONFERENCE	1- 3	1- 1	4- 0				
3- 2	0- 0	0- 0	HOME	1- 1	1- 1	1- 0				
3- 3	0- 0	0- 1	AWAY	0- 2	0- 0	3- 0				
0- 0	0- 0	0- 0	NEUTRAL	0- 0	0- 0	0- 0				

RPI S	Opponent	Score	RPI S	Opponent	Score	RPI S	Opponent	Score	RPI S	Opponent	Score
			35 N	Harvard	62 74	83 A	Central Mich.	71 88	106 H	Kent St.	77 62
			45 A	Ohio	55 83	83 H	Central Mich.	67 56	107 A	Duquesne	71 69
						87 A	Toledo	63 85	113 A	Fordham	58 54
						87 H	Toledo	64 73	129 H	Ball St.	75 89
									137 H	UCF	66 65
									162 A	Western Mich.	62 47
									182 H	Hofstra	74 50
									206 H	Sacred Heart	76 55
									216 H	St. Bonaventure	68 47
									219 H	Niagara	73 63
									220 A	Miami (OH)	68 51
									220 H	Miami (OH)	71 45
									242 A	Canisius	65 52
									258 A	Bowling Green	61 50
									266 H	Manhattan	73 39
									298 H	Massachusetts	61 47
LAST 12 Division I GAMES:											
106 H	Kent St.	77 62	220 A	Miami (OH)	68 51						
87 A	Toledo	63 85	87 H	Toledo	64 73						
162 A	Western Mich.	62 47	83 A	Central Mich.	71 88						
129 H	Ball St.	75 89	45 A	Ohio	55 83						
83 H	Central Mich.	67 56	220 H	Miami (OH)	71 45						
258 A	Bowling Green	61 50	35 N	Harvard	62 74						

Non-Div I Games:

Buffalo

■ Loss,
 ■ Non-Conf,
 S Site,
 ■ Home
 ■ Away
 N Neutral

Average RPI Win: 220	WON-LOST	WINNING	LAST 10	STRENGTH OF	OPP. STRENGTH	TEAM	ADJ.	CONF.	ADJ CONF.
Average RPI Loss: 101	RECORD	PCT. RANK	GAMES	SCHEDULE	OF SCHEDULE	RPI	RPI	RPI	RPI
DIV. I ONLY	5- 18	309	2- 8	85	82	237	237	7	7
DIV. I NON-CONF.	3- 8	262	0- 0	139	173	276	276	7	7
TOTALS	RPI 1-25	RPI 26-50	W-L RECORDS	RPI 51-100	RPI 101-150	RPI 150+			
5- 18	0- 2	0- 4	OVERALL	0- 3	0- 4	5- 5			
4- 8	0- 0	0- 2	HOME	0- 2	0- 2	4- 2			
1- 10	0- 2	0- 2	AWAY	0- 1	0- 2	1- 3			
0- 0	0- 0	0- 0	NEUTRAL	0- 0	0- 0	0- 0			
3- 8	0- 0	0- 2	NON-CONFERENCE	0- 0	0- 4	3- 2			
3- 4	0- 0	0- 1	HOME	0- 0	0- 2	3- 1			
0- 4	0- 0	0- 1	AWAY	0- 0	0- 2	0- 1			
0- 0	0- 0	0- 0	NEUTRAL	0- 0	0- 0	0- 0			
2- 10	0- 2	0- 2	CONFERENCE	0- 3	0- 0	2- 3			
1- 4	0- 0	0- 1	HOME	0- 2	0- 0	1- 1			
1- 6	0- 2	0- 1	AWAY	0- 1	0- 0	1- 2			
0- 0	0- 0	0- 0	NEUTRAL	0- 0	0- 0	0- 0			

RPI 1-25				RPI 26-50				RPI 51-100				RPI 101+ Team's RPI: 237			
RPI	S	Opponent	Score	RPI	S	Opponent	Score	RPI	S	Opponent	Score	RPI	S	Opponent	Score
15	A	DePaul	69 100	27	H	South Fla.	59 74	66	A	St. John's (NY)	55 62	121	A	Arkansas	50 68
22	A	Creighton	52 67	33	A	Green Bay	34 61	66	H	St. John's (NY)	41 62	124	A	TCU	47 73
				43	A	Marquette	53 91	67	H	Villanova	69 70	129	H	Ball St.	50 74
				47	H	Georgetown	52 58					137	H	UCF	59 66
												171	A	Providence	51 68
												172	A	Xavier	65 62
												172	H	Xavier	43 53
												180	A	Seton Hall	63 65
												180	H	Seton Hall	79 58
												187	H	ETSU	59 68
												198	H	Indiana St.	66 48
												202	A	Wisconsin	55 60
												227	H	Bradley	58 56
												324	H	Fort Wayne	70 64
LAST 12 Division I GAMES:															
172	H	Xavier	43 53	15	A	DePaul	69 100								
180	A	Seton Hall	63 65	172	A	Xavier	65 62								
66	A	St. John's (NY)	55 62	66	H	St. John's (NY)	41 62								
47	H	Georgetown	52 58	180	H	Seton Hall	79 58								
67	H	Villanova	69 70	171	A	Providence	51 68								
43	A	Marquette	53 91	22	A	Creighton	52 67								

Non-Div I Games:

Butler

■ Loss,
■ Non-Conf,
■ S Site,
■ H Home
■ A Away
N Neutral

CSU Bakersfield

Through Games Of Feb. 6, 2017

Average RPI Win:	285	WON-LOST	WINNING	LAST 10	STRENGTH OF	OPP. STRENGTH	TEAM	ADJ.	CONF.	ADJ CONF.
Average RPI Loss:	164	RECORD	PCT. RANK	GAMES	SCHEDULE	OF SCHEDULE	RPI	RPI	RPI	RPI
DIV. I ONLY	8- 11	217	6- 4	310	215	289	289	29	29	
DIV. I NON-CONF.	3- 9	275	2- 3	293	96	312	312	29	29	
TOTALS	RPI 1-25	RPI 26-50	W-L RECORDS	RPI 51-100	RPI 101-150	RPI 150+				
8- 11	0- 1	0- 2	OVERALL	0- 1	0- 0	8- 7				
6- 5	0- 1	0- 0	HOME	0- 1	0- 0	6- 3				
2- 6	0- 0	0- 2	AWAY	0- 0	0- 0	2- 4				
0- 0	0- 0	0- 0	NEUTRAL	0- 0	0- 0	0- 0				
3- 9	0- 1	0- 2	NON-CONFERENCE	0- 1	0- 0	3- 5				
2- 4	0- 1	0- 0	HOME	0- 1	0- 0	2- 2				
1- 5	0- 0	0- 2	AWAY	0- 0	0- 0	1- 3				
0- 0	0- 0	0- 0	NEUTRAL	0- 0	0- 0	0- 0				
5- 2	0- 0	0- 0	CONFERENCE	0- 0	0- 0	5- 2				
4- 1	0- 0	0- 0	HOME	0- 0	0- 0	4- 1				
1- 1	0- 0	0- 0	AWAY	0- 0	0- 0	1- 1				
0- 0	0- 0	0- 0	NEUTRAL	0- 0	0- 0	0- 0				

RPI 1-25				RPI 26-50				RPI 51-100				RPI 101+ Team's RPI: 289			
RPI	S	Opponent	Score	RPI	S	Opponent	Score	RPI	S	Opponent	Score	RPI	S	Opponent	Score
12	H	Stanford	56 77	37	A	Oregon	62 77	60	H	South Dakota	60 75	165	H	UC Riverside	66 71
				40	A	California	63 86					196	H	New Mexico St.	55 64
												209	A	Pacific	61 91
												215	A	Seattle U	47 54
												223	H	Grand Canyon	74 59
												236	H	Hawaii	58 51
												253	H	UTRGV	74 46
												267	H	Cal Poly	57 49
												272	H	Southern Utah	59 65
												287	A	UTEP	61 74
												308	A	Pepperdine	57 62
												310	H	UMKC	52 33
												327	A	UC Irvine	86 66
												329	H	Chicago St.	83 48
												331	A	Utah Valley	63 59
LAST 12 Division I GAMES:															
223	H	Grand Canyon	74 59	215	A	Seattle U	47 54								
310	H	UMKC	52 33	267	H	Cal Poly	57 49								
329	H	Chicago St.	83 48	287	A	UTEP	61 74								
331	A	Utah Valley	63 59	308	A	Pepperdine	57 62								
196	H	New Mexico St.	55 64	327	A	UC Irvine	86 66								
253	H	UTRGV	74 46	165	H	UC Riverside	66 71								

Non-Div I Games: Stanislaus St. 78 51 Fresno Pacific 84 61

CSU Bakersfield

Loss, Non-Conf, S Site, H Home A Away N Neutral

Average RPI Win: 214	WON-LOST	WINNING	LAST 10	STRENGTH OF	OPP. STRENGTH	TEAM	ADJ.	CONF.	ADJ CONF.
Average RPI Loss: 162	RECORD	PCT. RANK	GAMES	SCHEDULE	OF SCHEDULE	RPI	RPI	RPI	RPI
DIV. I ONLY	11- 11	168	5- 5	209	196	197	197	25	25
DIV. I NON-CONF.	7- 7	165	2- 2	112	186	140	140	24	24
<hr/>									
TOTALS	RPI 1-25	RPI 26-50	W-L RECORDS	RPI 51-100	RPI 101-150	RPI 150+			
11- 11	0- 2	0- 1	OVERALL	0- 1	3- 2	8- 5			
6- 6	0- 0	0- 1	HOME	0- 0	2- 2	4- 3			
5- 5	0- 2	0- 0	AWAY	0- 1	1- 0	4- 2			
0- 0	0- 0	0- 0	NEUTRAL	0- 0	0- 0	0- 0			
7- 7	0- 2	0- 1	NON-CONFERENCE	0- 0	2- 2	5- 2			
2- 5	0- 0	0- 1	HOME	0- 0	1- 2	1- 2			
5- 2	0- 2	0- 0	AWAY	0- 0	1- 0	4- 0			
0- 0	0- 0	0- 0	NEUTRAL	0- 0	0- 0	0- 0			
4- 4	0- 0	0- 0	CONFERENCE	0- 1	1- 0	3- 3			
4- 1	0- 0	0- 0	HOME	0- 0	1- 0	3- 1			
0- 3	0- 0	0- 0	AWAY	0- 1	0- 0	0- 2			
0- 0	0- 0	0- 0	NEUTRAL	0- 0	0- 0	0- 0			

RPI 1-25				RPI 26-50				RPI 51-100				RPI 101+ Team's RPI: 197			
RPI	S	Opponent	Score	RPI	S	Opponent	Score	RPI	S	Opponent	Score	RPI	S	Opponent	Score
9	A	Washington	44 101	46	H	Michigan St.	59 63	98	A	UC Davis	65 81	102	H	Long Beach St.	63 56
12	A	Stanford	54 88									119	H	Penn	36 47
												126	A	St. Mary's (CA)	73 61
												144	H	Eastern Wash.	57 71
												146	H	Detroit	76 67
												167	A	Fresno St.	61 57
												215	A	Seattle U	68 64
												218	H	San Diego	67 76
												228	A	Weber St.	89 78
												236	H	Hawaii	67 56
												245	H	UC Santa Barbara	75 61
												256	H	Portland St.	99 72
												267	A	Cal Poly	68 79
												267	H	Cal Poly	63 70
												272	H	Southern Utah	71 77
												296	A	Northern Ariz.	83 79
												327	A	UC Irvine	52 77
												338	H	Cal St. Fullerton	58 41
<hr/>															
LAST 12 Division I GAMES:															
236	H	Hawaii	67 56	267	A	Cal Poly	68 79	338	H	Cal St. Fullerton	58 41	119	H	Penn	36 47
102	H	Long Beach St.	63 56	272	H	Southern Utah	71 77	126	A	St. Mary's (CA)	73 61	215	A	Seattle U	68 64
245	H	UC Santa Barbara	75 61	126	A	St. Mary's (CA)	73 61	296	A	Northern Ariz.	83 79	267	H	Cal Poly	63 70
267	H	Cal Poly	63 70	236	H	Hawaii	67 56	327	A	UC Irvine	52 77	256	H	Portland St.	99 72
98	A	UC Davis	65 81	102	H	Long Beach St.	63 56	267	A	Cal Poly	68 79	245	H	UC Santa Barbara	75 61
327	A	UC Irvine	52 77	267	H	Cal Poly	63 70	272	H	Southern Utah	71 77	296	A	Northern Ariz.	83 79

Non-Div I Games:

CSUN

■ Loss,
 ■ Non-Conf,
 ■ S Site,
 ■ Home
 ■ Away
 N Neutral

Average RPI Win:	265	WON-LOST	WINNING	LAST 10	STRENGTH OF	OPP. STRENGTH	TEAM	ADJ.	CONF.	ADJ CONF.
Average RPI Loss:	154	RECORD	PCT. RANK	GAMES	SCHEDULE	OF SCHEDULE	RPI	RPI	RPI	RPI
DIV. I ONLY	7- 14	260	3- 7	193	228	267	267	25	25	
DIV. I NON-CONF.	4- 8	230	0- 3	230	228	287	287	24	24	
TOTALS	RPI 1-25	RPI 26-50	W-L RECORDS	RPI 51-100	RPI 101-150	RPI 150+				
7- 14	0- 2	0- 0	OVERALL	0- 2	0- 3	7- 7				
6- 5	0- 0	0- 0	HOME	0- 1	0- 2	6- 2				
1- 9	0- 2	0- 0	AWAY	0- 1	0- 1	1- 5				
0- 0	0- 0	0- 0	NEUTRAL	0- 0	0- 0	0- 0				
4- 8	0- 2	0- 0	NON-CONFERENCE	0- 1	0- 2	4- 3				
4- 2	0- 0	0- 0	HOME	0- 0	0- 2	4- 0				
0- 6	0- 2	0- 0	AWAY	0- 1	0- 0	0- 3				
0- 0	0- 0	0- 0	NEUTRAL	0- 0	0- 0	0- 0				
3- 6	0- 0	0- 0	CONFERENCE	0- 1	0- 1	3- 4				
2- 3	0- 0	0- 0	HOME	0- 1	0- 0	2- 2				
1- 3	0- 0	0- 0	AWAY	0- 0	0- 1	1- 2				
0- 0	0- 0	0- 0	NEUTRAL	0- 0	0- 0	0- 0				

RPI S	Opponent	Score	RPI S	Opponent	Score	RPI S	Opponent	Score	RPI S	Opponent	Score	Team's RPI: 267
11	A UCLA	64 80				63	A Montana St.	52 71	102	A Long Beach St.	80 83	
12	A Stanford	55 83				98	H UC Davis	53 61	126	H St. Mary's (CA)	71 79	
									149	H San Francisco	67 73	
									165	A UC Riverside	59 68	
									165	H UC Riverside	69 72	
									197	A CSUN	70 63	
									197	H CSUN	79 68	
									223	A Grand Canyon	59 64	
									236	A Hawaii	57 66	
									236	H Hawaii	79 87	
									245	H UC Santa Barbara	78 67	
									277	A Sacramento St.	96 97	
									282	H North Dakota St.	73 46	
									289	A CSU Bakersfield	49 57	
									296	H Northern Ariz.	58 53	
									308	H Pepperdine	62 52	
									331	H Utah Valley	77 65	
LAST 12 Division I GAMES:												
165	H UC Riverside	69 72	165	A UC Riverside	59 68							
98	H UC Davis	53 61	197	H CSUN	79 68							
236	A Hawaii	57 66	245	H UC Santa Barbara	78 67							
197	A CSUN	70 63	289	A CSU Bakersfield	49 57							
236	H Hawaii	79 87	63	A Montana St.	52 71							
102	A Long Beach St.	80 83	149	H San Francisco	67 73							

Non-Div I Games:

Cal Poly

■ Loss,
 ■ Non-Conf, S Site,
 ■ Home
 ■ Away
 N Neutral

Average RPI Win:	328	WON-LOST	WINNING	LAST 10	STRENGTH OF	OPP. STRENGTH	TEAM	ADJ.	CONF.	ADJ CONF.
Average RPI Loss:	191	RECORD	PCT. RANK	GAMES	SCHEDULE	OF SCHEDULE	RPI	RPI	RPI	RPI
DIV. I ONLY	2- 18	337	1- 8	270	282	338	338	25	25	
DIV. I NON-CONF.	1- 10	325	0- 2	319	298	346	346	24	24	
TOTALS	RPI 1-25	RPI 26-50	W-L RECORDS	RPI 51-100	RPI 101-150	RPI 150+				
2- 18	0- 0	0- 0	OVERALL	0- 2	0- 5	2- 11				
2- 8	0- 0	0- 0	HOME	0- 1	0- 3	2- 4				
0- 10	0- 0	0- 0	AWAY	0- 1	0- 2	0- 7				
0- 0	0- 0	0- 0	NEUTRAL	0- 0	0- 0	0- 0				
1- 10	0- 0	0- 0	NON-CONFERENCE	0- 0	0- 4	1- 6				
1- 5	0- 0	0- 0	HOME	0- 0	0- 2	1- 3				
0- 5	0- 0	0- 0	AWAY	0- 0	0- 2	0- 3				
0- 0	0- 0	0- 0	NEUTRAL	0- 0	0- 0	0- 0				
1- 8	0- 0	0- 0	CONFERENCE	0- 2	0- 1	1- 5				
1- 3	0- 0	0- 0	HOME	0- 1	0- 1	1- 1				
0- 5	0- 0	0- 0	AWAY	0- 1	0- 0	0- 4				
0- 0	0- 0	0- 0	NEUTRAL	0- 0	0- 0	0- 0				

RPI 1-25				RPI 26-50				RPI 51-100				RPI 101+				Team's RPI: 338	
RPI	S	Opponent	Score	RPI	S	Opponent	Score	RPI	S	Opponent	Score	RPI	S	Opponent	Score		
								98	A	UC Davis	39	59	102	H	Long Beach St.	48	65
								98	H	UC Davis	51	70	104	A	Wyoming	26	61
												140	H	Idaho	86	88	
												142	H	Columbia	46	61	
												144	A	Eastern Wash.	67	84	
												165	A	UC Riverside	45	68	
												197	A	CSUN	41	58	
												210	H	Loyola Marymount	62	77	
												218	A	San Diego	50	103	
												234	H	San Diego St.	61	71	
												236	A	Hawaii	50	60	
												245	A	UC Santa Barbara	37	57	
												245	H	UC Santa Barbara	49	56	
												256	A	Portland St.	73	81	
												302	A	Denver	58	77	
												308	H	Pepperdine	58	69	
												327	H	UC Irvine	64	53	
												328	H	Montana	72	56	
LAST 12 Division I GAMES:																	
245	A	UC Santa Barbara	37	57	236	A	Hawaii	50	60								
98	A	UC Davis	39	59	245	H	UC Santa Barbara	49	56								
102	H	Long Beach St.	48	65	197	A	CSUN	41	58								
165	A	UC Riverside	45	68	142	H	Columbia	46	61								
98	H	UC Davis	51	70	234	H	San Diego St.	61	71								
327	H	UC Irvine	64	53	308	H	Pepperdine	58	69								

Non-Div I Games: Antelope Valley 64 56 Whittier 97 49

Cal St. Fullerton

Loss, Non-Conf, S Site, H Home A Away N Neutral

California

Through Games Of Feb. 6, 2017

Average RPI Win:	156	WON-LOST	WINNING	LAST 10	STRENGTH OF	OPP. STRENGTH	TEAM	ADJ.	CONF.	ADJ CONF.
Average RPI Loss:	32	RECORD	PCT. RANK	GAMES	SCHEDULE	OF SCHEDULE	RPI	RPI	RPI	RPI
DIV. I ONLY	17- 7	66	4- 6	67	31	40	40	1	1	
DIV. I NON-CONF.	12- 0	1	0- 0	211	162	31	31	1	1	
TOTALS	RPI 1-25	RPI 26-50	W-L RECORDS	RPI 51-100	RPI 101-150	RPI 150+				
17- 7	2- 4	0- 1	OVERALL	2- 2	6- 0	7- 0				
10- 3	1- 2	0- 1	HOME	1- 0	3- 0	5- 0				
4- 4	0- 2	0- 0	AWAY	1- 2	2- 0	1- 0				
3- 0	1- 0	0- 0	NEUTRAL	0- 0	1- 0	1- 0				
12- 0	1- 0	0- 0	NON-CONFERENCE	0- 0	4- 0	7- 0				
7- 0	0- 0	0- 0	HOME	0- 0	2- 0	5- 0				
2- 0	0- 0	0- 0	AWAY	0- 0	1- 0	1- 0				
3- 0	1- 0	0- 0	NEUTRAL	0- 0	1- 0	1- 0				
5- 7	1- 4	0- 1	CONFERENCE	2- 2	2- 0	0- 0				
3- 3	1- 2	0- 1	HOME	1- 0	1- 0	0- 0				
2- 4	0- 2	0- 0	AWAY	1- 2	1- 0	0- 0				
0- 0	0- 0	0- 0	NEUTRAL	0- 0	0- 0	0- 0				

RPI 1-25				RPI 26-50				Team's RPI: 40	RPI 51-100				RPI 101+			
RPI	S	Opponent	Score	RPI	S	Opponent	Score		RPI	S	Opponent	Score	RPI	S	Opponent	Score
7	H	Oregon St.	56 66	37	H	Oregon	66 69		56	A	Washington St.	79 84	107	H	Duquesne	86 66
9	A	Washington	67 90						70	A	Utah	57 63	117	N	Southern Miss.	71 51
11	H	UCLA	80 77						75	H	Southern California	63 56	125	A	Arizona	74 64
18	N	Oklahoma	82 74						88	A	Colorado	65 53	125	H	Arizona	71 60
24	A	Arizona St.	62 72										126	A	St. Mary's (CA)	74 67
24	H	Arizona St.	45 54										149	H	San Francisco	75 52
													158	H	Santa Clara	73 58
													165	H	UC Riverside	71 56
													179	A	Nebraska	86 65
													277	H	Sacramento St.	97 73
													289	H	CSU Bakersfield	86 63
													312	H	Lehigh	96 63
													325	N	Arkansas St.	80 55
LAST 12 Division I GAMES:																
75	H	Southern California	63 56	70	A	Utah	57 63									
11	H	UCLA	80 77	88	A	Colorado	65 53									
56	A	Washington St.	79 84	37	H	Oregon	66 69									
9	A	Washington	67 90	7	H	Oregon St.	56 66									
125	H	Arizona	71 60	24	A	Arizona St.	62 72									
24	H	Arizona St.	45 54	125	A	Arizona	74 64									

Non-Div I Games:

California

■ Loss,
■ Non-Conf, S Site,
■ Home
■ Away
N Neutral

Average RPI Win:	300	WON-LOST	WINNING	LAST 10	STRENGTH OF	OPP. STRENGTH	TEAM	ADJ.	CONF.	ADJ CONF.
Average RPI Loss:	161	RECORD	PCT. RANK	GAMES	SCHEDULE	OF SCHEDULE	RPI	RPI	RPI	RPI
DIV. I ONLY	13- 5	61	8- 2	343	329	222	222	28	28	
DIV. I NON-CONF.	5- 3	121	1- 0	337	343	238	238	28	28	
TOTALS	RPI 1-25	RPI 26-50	W-L RECORDS	RPI 51-100	RPI 101-150	RPI 150+				
13- 5	0- 0	0- 0	OVERALL	0- 0	0- 3	13- 2				
5- 4	0- 0	0- 0	HOME	0- 0	0- 2	5- 2				
6- 1	0- 0	0- 0	AWAY	0- 0	0- 1	6- 0				
2- 0	0- 0	0- 0	NEUTRAL	0- 0	0- 0	2- 0				
5- 3	0- 0	0- 0	NON-CONFERENCE	0- 0	0- 2	5- 1				
1- 2	0- 0	0- 0	HOME	0- 0	0- 1	1- 1				
2- 1	0- 0	0- 0	AWAY	0- 0	0- 1	2- 0				
2- 0	0- 0	0- 0	NEUTRAL	0- 0	0- 0	2- 0				
8- 2	0- 0	0- 0	CONFERENCE	0- 0	0- 1	8- 1				
4- 2	0- 0	0- 0	HOME	0- 0	0- 1	4- 1				
4- 0	0- 0	0- 0	AWAY	0- 0	0- 0	4- 0				
0- 0	0- 0	0- 0	NEUTRAL	0- 0	0- 0	0- 0				

RPI 1-25			RPI 26-50			RPI 51-100			RPI 101+			Team's RPI: 222
RPI	S	Opponent	Score	RPI	S	Opponent	Score	RPI	S	Opponent	Score	
								103	A	Mercer	60	76
								123	H	VCU	53	66
								127	H	Radford	42	61
								187	H	ETSU	55	56
								225	A	UNC Asheville	61	55
								244	A	Presbyterian	49	39
								265	H	Liberty	52	58
								274	H	Charleston So.	54	37
								286	A	Western Caro.	50	48
								288	N	Ark.-Pine Bluff	51	31
								291	A	Gardner-Webb	73	61
								293	H	High Point	58	33
								317	A	USC Upstate	56	41
								323	H	Winthrop	61	32
								335	A	Longwood	66	54
								335	H	Longwood	74	50
								344	H	N.C. Central	61	30
								347	N	Morgan St.	62	51
LAST 12 Division I GAMES:												
335	H	Longwood	74	50	244	A	Presbyterian	49	39			
265	H	Liberty	52	58	127	H	Radford	42	61			
291	A	Gardner-Webb	73	61	274	H	Charleston So.	54	37			
293	H	High Point	58	33	225	A	UNC Asheville	61	55			
335	A	Longwood	66	54	347	N	Morgan St.	62	51			
323	H	Winthrop	61	32	288	N	Ark.-Pine Bluff	51	31			

Non-Div I Games: Columbia (SC) 73 32 Saint Augustine's 69 33 St. Andrews 94 39

Campbell

Loss, Non-Conf, S Site, H Home A Away N Neutral

Average RPI Win:	240	WON-LOST	WINNING	LAST 10	STRENGTH OF	OPP. STRENGTH	TEAM	ADJ.	CONF.	ADJ CONF.
Average RPI Loss:	155	RECORD	PCT. RANK	GAMES	SCHEDULE	OF SCHEDULE	RPI	RPI	RPI	RPI
DIV. I ONLY	7- 16	276	4- 6	158	250	242	242	17	17	
DIV. I NON-CONF.	1- 8	314	0- 0	68	256	256	256	17	17	
TOTALS	RPI 1-25	RPI 26-50	W-L RECORDS	RPI 51-100	RPI 101-150	RPI 150+				
7- 16	0- 0	0- 2	OVERALL	0- 2	0- 4	7- 8				
3- 8	0- 0	0- 1	HOME	0- 1	0- 3	3- 3				
4- 8	0- 0	0- 1	AWAY	0- 1	0- 1	4- 5				
0- 0	0- 0	0- 0	NEUTRAL	0- 0	0- 0	0- 0				
1- 8	0- 0	0- 1	NON-CONFERENCE	0- 2	0- 1	1- 4				
0- 4	0- 0	0- 0	HOME	0- 1	0- 1	0- 2				
1- 4	0- 0	0- 1	AWAY	0- 1	0- 0	1- 2				
0- 0	0- 0	0- 0	NEUTRAL	0- 0	0- 0	0- 0				
6- 8	0- 0	0- 1	CONFERENCE	0- 0	0- 3	6- 4				
3- 4	0- 0	0- 1	HOME	0- 0	0- 2	3- 1				
3- 4	0- 0	0- 0	AWAY	0- 0	0- 1	3- 3				
0- 0	0- 0	0- 0	NEUTRAL	0- 0	0- 0	0- 0				

RPI S	Opponent	Score	RPI S	Opponent	Score	RPI S	Opponent	Score	RPI S	Opponent	Score	Team's RPI: 242
31	A Ohio St.	56 89	68	H Buffalo	52 65	128	H Rider	70 71				
49	H Quinnipiac	53 64	92	A Cornell	43 60	131	H Lamar University	51 65				
						147	A Iona	52 55				
						147	H Iona	45 58				
						181	H Fairfield	63 49				
						185	H Northeastern	59 83				
						188	A Morehead St.	68 77				
						199	A Siena	42 67				
						211	H Akron	64 73				
						213	A Saint Francis (PA)	74 95				
						216	A St. Bonaventure	74 57				
						219	A Niagara	65 57				
						224	A Monmouth	53 55				
						224	H Monmouth	74 54				
						232	A Marist	60 67				
						232	H Marist	74 85				
						266	A Manhattan	62 57				
						266	H Manhattan	58 48				
						311	A Saint Peter's	59 54				
LAST 12 Division I GAMES:												
147	H Iona	45 58	224	A Monmouth	53 55							
266	H Manhattan	58 48	311	A Saint Peter's	59 54							
232	A Marist	60 67	49	H Quinnipiac	53 64							
199	A Siena	42 67	232	H Marist	74 85							
181	H Fairfield	63 49	266	A Manhattan	62 57							
219	A Niagara	65 57	147	A Iona	52 55							

Non-Div I Games:

Canisius

■ Loss,
 ■ Non-Conf,
 ■ S Site,
 ■ H Home
 ■ A Away
 N Neutral

Average RPI Win:	268	WON-LOST	WINNING	LAST 10	STRENGTH OF	OPP. STRENGTH	TEAM	ADJ.	CONF.	ADJ CONF.
Average RPI Loss:	87	RECORD	PCT. RANK	GAMES	SCHEDULE	OF SCHEDULE	RPI	RPI	RPI	RPI
DIV. I ONLY	13- 4	34	9- 1	297	253	115	115	27	27	
DIV. I NON-CONF.	4- 2	97	1- 0	263	72	98	98	27	27	
TOTALS	RPI 1-25	RPI 26-50	W-L RECORDS	RPI 51-100	RPI 101-150	RPI 150+				
13- 4	0- 1	0- 0	OVERALL	0- 1	1- 2	12- 0				
5- 1	0- 0	0- 0	HOME	0- 0	0- 1	5- 0				
6- 3	0- 0	0- 0	AWAY	0- 1	1- 0	5- 0				
2- 0	0- 0	0- 0	NEUTRAL	0- 0	0- 0	2- 0				
4- 2	0- 1	0- 0	NON-CONFERENCE	0- 1	0- 0	4- 0				
1- 0	0- 0	0- 0	HOME	0- 0	0- 0	1- 0				
1- 2	0- 1	0- 0	AWAY	0- 1	0- 0	1- 0				
2- 0	0- 0	0- 0	NEUTRAL	0- 0	0- 0	2- 0				
9- 2	0- 0	0- 0	CONFERENCE	0- 0	1- 2	8- 0				
4- 1	0- 0	0- 0	HOME	0- 0	0- 1	4- 0				
5- 1	0- 0	0- 0	AWAY	0- 0	1- 1	4- 0				
0- 0	0- 0	0- 0	NEUTRAL	0- 0	0- 0	0- 0				

RPI 1-25				RPI 26-50				RPI 51-100				RPI 101+ Team's RPI: 115			
RPI	S	Opponent	Score	RPI	S	Opponent	Score	RPI	S	Opponent	Score	RPI	S	Opponent	Score
20	A	Texas A&M	49 74					62	A	Texas Tech	45 79	110	A	SFA	67 63
												131	H	Lamar University	56 70
												135	A	Abilene Christian	76 83
												161	N	Houston	69 55
												195	A	New Orleans	55 51
												263	A	McNeese	72 49
												263	H	McNeese	67 52
												265	N	Liberty	61 41
												301	H	Northwestern St.	76 43
												303	A	A&M-Corpus Christi	49 41
												309	A	Alcorn	71 57
												309	H	Alcorn	59 45
												334	H	Southeastern La.	77 55
												336	H	Incarinate Word	63 50
												337	A	Houston Baptist	80 49
LAST 12 Division I GAMES:															
334	H	Southeastern La.	77 55	303	A	A&M-Corpus Christi	49 41								
263	A	McNeese	72 49	337	A	Houston Baptist	80 49								
336	H	Incarinate Word	63 50	135	A	Abilene Christian	76 83								
110	A	SFA	67 63	301	H	Northwestern St.	76 43								
195	A	New Orleans	55 51	131	H	Lamar University	56 70								
263	H	McNeese	67 52	161	N	Houston	69 55								

Non-Div I Games: Crowley's Ridge 102 31 Williams Baptist 82 32 Central Baptist 94 47 Hendrix 71 39
Central Ark.

GENERAL CONF. DET.				THROUGH GAMES OF FEB. 6, 1917.						
Average RPI Win:	309	WON-LOST	WINNING	LAST 10	STRENGTH OF	OPP. STRENGTH	TEAM	ADJ.	CONF.	ADJ CONF.
Average RPI Loss:	198	RECORD	PCT. RANK	GAMES	SCHEDULE	OF SCHEDULE	RPI	RPI	RPI	RPI
DIV. I ONLY	9- 14	232	6- 4	333	308	305	305	31	31	
DIV. I NON-CONF.	1- 10	325	0- 0	244	157	334	334	32	32	
TOTALS	RPI 1-25	RPI 26-50	W-L RECORDS	RPI 51-100	RPI 101-150	RPI 150+				
9- 14	0- 0	0- 2	OVERALL	0- 1	0- 0	9- 11				
6- 3	0- 0	0- 0	HOME	0- 0	0- 0	6- 3				
3- 10	0- 0	0- 2	AWAY	0- 1	0- 0	3- 7				
0- 1	0- 0	0- 0	NEUTRAL	0- 0	0- 0	0- 1				
1- 10	0- 0	0- 2	NON-CONFERENCE	0- 1	0- 0	1- 7				
1- 2	0- 0	0- 0	HOME	0- 0	0- 0	1- 2				
0- 7	0- 0	0- 2	AWAY	0- 1	0- 0	0- 4				
0- 1	0- 0	0- 0	NEUTRAL	0- 0	0- 0	0- 1				
8- 4	0- 0	0- 0	CONFERENCE	0- 0	0- 0	8- 4				
5- 1	0- 0	0- 0	HOME	0- 0	0- 0	5- 1				
3- 3	0- 0	0- 0	AWAY	0- 0	0- 0	3- 3				
0- 0	0- 0	0- 0	NEUTRAL	0- 0	0- 0	0- 0				

RPI 1-25				RPI 26-50				RPI 51-100				RPI 101+				Team's RPI: 305	
RPI	S	Opponent	Score	RPI	S	Opponent	Score	RPI	S	Opponent	Score	RPI	S	Opponent	Score		
				34	A	Syracuse	63 95	99	A	New Hampshire	52 56	166	H	Hartford	58 68		
				44	A	Virginia Tech	47 81					177	A	Boston College	46 66		
												180	A	Seton Hall	70 78		
												206	H	Sacred Heart	67 50		
												213	A	Saint Francis (PA)	81 87		
												214	A	Dartmouth	51 61		
												217	A	Robert Morris	46 55		
												234	N	San Diego St.	62 80		
												251	H	Stony Brook	59 64		
												271	H	Vermont	78 76		
												298	A	Massachusetts	37 76		
												300	H	Bryant	53 52		
												318	A	Mt. St. Mary's	66 81		
												318	H	Mt. St. Mary's	68 58		
												321	A	St. Francis Brooklyn	61 53		
												333	A	LIU Brooklyn	76 71		
												333	H	LIU Brooklyn	62 68		
												342	A	Wagner	83 71		
												342	H	Wagner	66 53		
												346	H	Fairleigh Dickinson	68 49		
LAST 12 Division I GAMES:																	
				342	A	Wagner	83 71	333	A	LIU Brooklyn	76 71						
				318	A	Mt. St. Mary's	66 81	346	H	Fairleigh Dickinson	68 49						
				333	H	LIU Brooklyn	62 68	318	H	Mt. St. Mary's	68 58						
				300	H	Bryant	53 52	206	H	Sacred Heart	67 50						
				217	A	Robert Morris	46 55	321	A	St. Francis Brooklyn	61 53						
				213	A	Saint Francis (PA)	81 87	342	H	Wagner	66 53						

Non-Div I Games:

Central Conn. St.

Loss, Non-Conf, S Site, H Home A Away N Neutral

Average RPI Win:	205	WON-LOST	WINNING	LAST 10	STRENGTH OF	OPP. STRENGTH	TEAM	ADJ.	CONF.	ADJ CONF.
Average RPI Loss:	62	RECORD	PCT. RANK	GAMES	SCHEDULE	OF SCHEDULE	RPI	RPI	RPI	RPI
DIV. I ONLY	16- 6	54	8- 2	200	81	83	83	10	10	
DIV. I NON-CONF.	8- 4	97	1- 1	278	43	155	155	11	11	
TOTALS	RPI 1-25	RPI 26-50	W-L RECORDS	RPI 51-100	RPI 101-150	RPI 150+				
16- 6	0- 1	1- 1	OVERALL	1- 4	3- 0	11- 0				
11- 1	0- 0	1- 1	HOME	1- 0	2- 0	7- 0				
3- 5	0- 1	0- 0	AWAY	0- 4	1- 0	2- 0				
2- 0	0- 0	0- 0	NEUTRAL	0- 0	0- 0	2- 0				
8- 4	0- 1	0- 1	NON-CONFERENCE	0- 2	1- 0	7- 0				
6- 1	0- 0	0- 1	HOME	0- 0	1- 0	5- 0				
0- 3	0- 1	0- 0	AWAY	0- 2	0- 0	0- 0				
2- 0	0- 0	0- 0	NEUTRAL	0- 0	0- 0	2- 0				
8- 2	0- 0	1- 0	CONFERENCE	1- 2	2- 0	4- 0				
5- 0	0- 0	1- 0	HOME	1- 0	1- 0	2- 0				
3- 2	0- 0	0- 0	AWAY	0- 2	1- 0	2- 0				
0- 0	0- 0	0- 0	NEUTRAL	0- 0	0- 0	0- 0				

RPI 1-25				RPI 26-50				RPI 51-100 Team's RPI: 83				RPI 101+			
RPI	S	Opponent	Score	RPI	S	Opponent	Score	RPI	S	Opponent	Score	RPI	S	Opponent	Score
2	A	Notre Dame	47 107	28	H	Elon	57 71	68	A	Buffalo	56 67	106	A	Kent St.	91 78
				45	H	Ohio	64 59	68	H	Buffalo	88 71	111	H	Saint Joseph's	73 71
								87	A	Toledo	72 74	129	H	Ball St.	101 92
								93	A	Middle Tenn.	69 79	160	H	Oakland	70 67
								94	A	Purdue	51 62	192	H	Illinois	82 51
												211	H	Akron	89 62
												220	H	Miami (OH)	80 61
												255	H	Furman	81 71
												258	A	Bowling Green	76 65
												264	A	Eastern Mich.	104 63
												282	N	North Dakota St.	77 55
												316	H	Loyola Chicago	95 57
												326	H	Ill.-Chicago	77 55
												331	N	Utah Valley	71 62
LAST 12 Division I GAMES:															
264	A	Eastern Mich.	104 63	129	H	Ball St.	101 92								
45	H	Ohio	64 59	68	H	Buffalo	88 71								
87	A	Toledo	72 74	211	H	Akron	89 62								
68	A	Buffalo	56 67	106	A	Kent St.	91 78								
220	H	Miami (OH)	80 61	93	A	Middle Tenn.	69 79								
258	A	Bowling Green	76 65	192	H	Illinois	82 51								

Non-Div I Games:

Central Mich.

■ Loss,
 ■ Non-Conf, S Site,
 ■ Home
 ■ Away
 N Neutral

Average RPI Win:	278	WON-LOST	WINNING	LAST 10	STRENGTH OF	OPP. STRENGTH	TEAM	ADJ.	CONF.	ADJ CONF.
Average RPI Loss:	201	RECORD	PCT. RANK	GAMES	SCHEDULE	OF SCHEDULE	RPI	RPI	RPI	RPI
DIV. I ONLY	9- 9	168	6- 4	337	281	274	274	28	28	
DIV. I NON-CONF.	3- 5	223	0- 2	335	218	307	307	28	28	
TOTALS	RPI 1-25	RPI 26-50	W-L RECORDS	RPI 51-100	RPI 101-150	RPI 150+				
9- 9	0- 0	0- 0	OVERALL	0- 2	1- 0	8- 7				
6- 3	0- 0	0- 0	HOME	0- 0	1- 0	5- 3				
3- 6	0- 0	0- 0	AWAY	0- 2	0- 0	3- 4				
0- 0	0- 0	0- 0	NEUTRAL	0- 0	0- 0	0- 0				
3- 5	0- 0	0- 0	NON-CONFERENCE	0- 2	0- 0	3- 3				
2- 2	0- 0	0- 0	HOME	0- 0	0- 0	2- 2				
1- 3	0- 0	0- 0	AWAY	0- 2	0- 0	1- 1				
0- 0	0- 0	0- 0	NEUTRAL	0- 0	0- 0	0- 0				
6- 4	0- 0	0- 0	CONFERENCE	0- 0	1- 0	5- 4				
4- 1	0- 0	0- 0	HOME	0- 0	1- 0	3- 1				
2- 3	0- 0	0- 0	AWAY	0- 0	0- 0	2- 3				
0- 0	0- 0	0- 0	NEUTRAL	0- 0	0- 0	0- 0				

RPI 1-25			RPI 26-50			RPI 51-100			RPI 101+			Team's RPI: 274
RPI	S	Opponent	Score	RPI	S	Opponent	Score	RPI	S	Opponent	Score	
						64	A West Virginia	38	88	127	H Radford	57 45
						86	A North Carolina	77	93	178	H Col. of Charleston	76 79
										222	A Campbell	37 54
										225	A UNC Asheville	47 56
										238	H Wofford	45 59
										244	A Presbyterian	48 50
										244	H Presbyterian	52 34
										257	H Ga. Southern	55 54
										265	H Liberty	72 81
										286	A Western Caro.	53 58
										291	H Gardner-Webb	64 57
										293	A High Point	74 68
										295	A Lipscomb	67 52
										323	H Winthrop	71 52
										335	A Longwood	62 47
										341	H South Carolina St.	67 62
LAST 12 Division I GAMES:												
244	H	Presbyterian	52 34	323	H	Winthrop	71 52					
225	A	UNC Asheville	47 56	293	A	High Point	74 68					
335	A	Longwood	62 47	222	A	Campbell	37 54					
291	H	Gardner-Webb	64 57	265	H	Liberty	72 81					
127	H	Radford	57 45	286	A	Western Caro.	53 58					
244	A	Presbyterian	48 50	178	H	Col. of Charleston	76 79					

Non-Div I Games: Southern Wesleyan 80 57 Montreat 79 50 Paine 75 67

Charleston So.

Loss, Non-Conf, S Site, H Home A Away N Neutral

Average RPI Win: 199	WON-LOST	WINNING	LAST 10	STRENGTH OF	OPP. STRENGTH	TEAM	ADJ.	CONF.	ADJ CONF.
Average RPI Loss: 102	RECORD	PCT. RANK	GAMES	SCHEDULE	OF SCHEDULE	RPI	RPI	RPI	RPI
DIV. I ONLY	17- 5	27	8- 2	251	86	91	91	14	14
DIV. I NON-CONF.	8- 3	67	1- 0	292	15	113	113	16	16
TOTALS	RPI 1-25	RPI 26-50	W-L RECORDS	RPI 51-100	RPI 101-150	RPI 150+			
17- 5	0- 1	0- 0	OVERALL	1- 2	5- 0	11- 2			
8- 1	0- 0	0- 0	HOME	1- 0	1- 0	6- 1			
9- 2	0- 1	0- 0	AWAY	0- 0	4- 0	5- 1			
0- 2	0- 0	0- 0	NEUTRAL	0- 2	0- 0	0- 0			
8- 3	0- 1	0- 0	NON-CONFERENCE	0- 2	3- 0	5- 0			
5- 0	0- 0	0- 0	HOME	0- 0	1- 0	4- 0			
3- 1	0- 1	0- 0	AWAY	0- 0	2- 0	1- 0			
0- 2	0- 0	0- 0	NEUTRAL	0- 2	0- 0	0- 0			
9- 2	0- 0	0- 0	CONFERENCE	1- 0	2- 0	6- 2			
3- 1	0- 0	0- 0	HOME	1- 0	0- 0	2- 1			
6- 1	0- 0	0- 0	AWAY	0- 0	2- 0	4- 1			
0- 0	0- 0	0- 0	NEUTRAL	0- 0	0- 0	0- 0			

RPI 1-25				RPI 26-50				RPI 51-100				Team's RPI: 91		RPI 101+			
RPI	S	Opponent	Score	RPI	S	Opponent	Score	RPI	S	Opponent	Score			RPI	S	Opponent	Score
19	A	Miami (FL)	46 80					70	N	Utah	68 81			107	A	Duquesne	77 63
								82	H	Western Ky.	89 85			117	A	Southern Miss.	78 61
								85	N	Boise St.	65 68			132	H	East Carolina	79 64
														133	A	Old Dominion	86 75
														141	A	Pittsburgh	70 63
														159	A	Louisiana Tech	54 80
														176	A	Rice	69 51
														176	H	Rice	52 55
														178	A	Col. of Charleston	62 49
														200	A	North Texas	78 63
														200	H	North Texas	66 49
														202	H	Wisconsin	63 48
														244	H	Presbyterian	71 63
														249	H	Marshall	93 77
														270	A	FIU	101 54
														279	H	Davidson	93 79
														330	A	Fla. Atlantic	72 66
														335	H	Longwood	66 41
LAST 12 Division I GAMES:																	
270	A	FIU	101 54	159	A	Louisiana Tech	54 80										
330	A	Fla. Atlantic	72 66	249	H	Marshall	93 77										
176	H	Rice	52 55	82	H	Western Ky.	89 85										
200	H	North Texas	66 49	176	A	Rice	69 51										
133	A	Old Dominion	86 75	200	A	North Texas	78 63										
117	A	Southern Miss.	78 61	279	H	Davidson	93 79										

Non-Div I Games:

Charlotte

■ Loss,
■ Non-Conf, S Site,
■ Home
■ Away
N Neutral

Chattanooga

Through Games Of Feb. 6, 2017

Average RPI Win:	217	WON-LOST	WINNING	LAST 10	STRENGTH OF	OPP. STRENGTH	TEAM	ADJ.	CONF.	ADJ CONF.
Average RPI Loss:	71	RECORD	PCT. RANK	GAMES	SCHEDULE	OF SCHEDULE	RPI	RPI	RPI	RPI
DIV. I ONLY	14- 9	116	9- 1	100	99	95	95	18	18	
DIV. I NON-CONF.	6- 8	203	1- 2	99	7	128	128	21	21	
TOTALS	RPI 1-25	RPI 26-50	W-L RECORDS	RPI 51-100	RPI 101-150	RPI 150+				
14- 9	0- 3	0- 1	OVERALL	0- 3	3- 1	11- 1				
6- 4	0- 1	0- 1	HOME	0- 2	2- 0	4- 0				
6- 4	0- 2	0- 0	AWAY	0- 1	1- 0	5- 1				
2- 1	0- 0	0- 0	NEUTRAL	0- 0	0- 1	2- 0				
6- 8	0- 3	0- 1	NON-CONFERENCE	0- 3	1- 1	5- 0				
1- 4	0- 1	0- 1	HOME	0- 2	1- 0	0- 0				
3- 3	0- 2	0- 0	AWAY	0- 1	0- 0	3- 0				
2- 1	0- 0	0- 0	NEUTRAL	0- 0	0- 1	2- 0				
8- 1	0- 0	0- 0	CONFERENCE	0- 0	2- 0	6- 1				
5- 0	0- 0	0- 0	HOME	0- 0	1- 0	4- 0				
3- 1	0- 0	0- 0	AWAY	0- 0	1- 0	2- 1				
0- 0	0- 0	0- 0	NEUTRAL	0- 0	0- 0	0- 0				

RPI 1-25				RPI 26-50				RPI 51-100 Team's RPI: 95				RPI 101+			
RPI	S	Opponent	Score	RPI	S	Opponent	Score	RPI	S	Opponent	Score	RPI	S	Opponent	Score
1	A	UConn	43 80	33	H	Green Bay	55 71	53	H	Indiana	76 79	103	A	Mercer	74 56
2	H	Notre Dame	58 79					74	H	Florida	61 72	103	H	Mercer	70 50
13	A	Louisville	47 63					90	A	FGCU	55 68	118	N	Maine	39 49
												134	H	Stetson	66 55
												187	H	ETSU	60 45
												189	A	Rutgers	66 53
												226	A	Samford	77 61
												226	H	Samford	51 45
												238	A	Wofford	71 61
												244	A	Presbyterian	56 48
												254	H	UNCG	58 55
												255	A	Furman	48 65
												258	N	Bowling Green	54 49
												261	A	UT Martin	80 60
												286	H	Western Caro.	67 46
												322	N	Lafayette	68 43
LAST 12 Division I GAMES:															
226	H	Samford	51 45	187	H	ETSU	60 45								
103	H	Mercer	70 50	103	A	Mercer	74 56								
255	A	Furman	48 65	226	A	Samford	77 61								
238	A	Wofford	71 61	244	A	Presbyterian	56 48								
254	H	UNCG	58 55	2	H	Notre Dame	58 79								
286	H	Western Caro.	67 46	90	A	FGCU	55 68								

Non-Div I Games:

Chattanooga

■ Loss,
■ Non-Conf, S Site,
■ Home
■ Away
N Neutral

Average RPI Win:	0	WON-LOST	WINNING	LAST 10	STRENGTH OF	OPP. STRENGTH	TEAM	ADJ.	CONF.	ADJ CONF.
Average RPI Loss:	193	RECORD	PCT. RANK	GAMES	SCHEDULE	OF SCHEDULE	RPI	RPI	RPI	RPI
DIV. I ONLY	0- 22	348	0- 10	97	342	329	329	29	29	
DIV. I NON-CONF.	0- 14	335	0- 4	65	320	313	313	29	29	
TOTALS	RPI 1-25	RPI 26-50	W-L RECORDS	RPI 51-100	RPI 101-150	RPI 150+				
0- 22	0- 1	0- 0	OVERALL	0- 3	0- 2	0- 16				
0- 10	0- 0	0- 0	HOME	0- 1	0- 1	0- 8				
0- 12	0- 1	0- 0	AWAY	0- 2	0- 1	0- 8				
0- 0	0- 0	0- 0	NEUTRAL	0- 0	0- 0	0- 0				
0- 14	0- 1	0- 0	NON-CONFERENCE	0- 3	0- 2	0- 8				
0- 6	0- 0	0- 0	HOME	0- 1	0- 1	0- 4				
0- 8	0- 1	0- 0	AWAY	0- 2	0- 1	0- 4				
0- 0	0- 0	0- 0	NEUTRAL	0- 0	0- 0	0- 0				
0- 8	0- 0	0- 0	CONFERENCE	0- 0	0- 0	0- 8				
0- 4	0- 0	0- 0	HOME	0- 0	0- 0	0- 4				
0- 4	0- 0	0- 0	AWAY	0- 0	0- 0	0- 4				
0- 0	0- 0	0- 0	NEUTRAL	0- 0	0- 0	0- 0				

RPI 1-25				RPI 26-50				RPI 51-100				RPI 101+				Team's RPI: 329
RPI	S	Opponent	Score	RPI	S	Opponent	Score	RPI	S	Opponent	Score	RPI	S	Opponent	Score	
21	A	Kansas St.	33 83					51	A	Northwestern	42 75	129	A	Ball St.	53 88	
								77	A	Northern Ill.	85 94	143	H	Wright St.	65 71	
								89	H	Western Ill.	50 54	157	A	Cincinnati	53 81	
												160	H	Oakland	60 80	
												162	H	Western Mich.	51 64	
												173	A	Milwaukee	49 71	
												188	A	Morehead St.	55 63	
												196	A	New Mexico St.	63 100	
												196	H	New Mexico St.	54 65	
												215	H	Seattle U	51 64	
												223	A	Grand Canyon	39 57	
												253	A	UTRGV	43 71	
												253	H	UTRGV	46 57	
												289	A	CSU Bakersfield	48 83	
												306	H	NJIT	42 57	
												316	A	Loyola Chicago	54 59	
												320	H	Valparaiso	51 53	
												331	H	Utah Valley	59 62	
LAST 12 Division I GAMES:																
196	H	New Mexico St.	54 65	196	A	New Mexico St.	63 100									
223	A	Grand Canyon	39 57	253	A	UTRGV	43 71									
289	A	CSU Bakersfield	48 83	306	H	NJIT	42 57									
253	H	UTRGV	46 57	157	A	Cincinnati	53 81									
215	H	Seattle U	51 64	162	H	Western Mich.	51 64									
331	H	Utah Valley	59 62	89	H	Western Ill.	50 54									

Non-Div I Games:

Chicago St.

■ Loss,
 ■ Non-Conf, S Site,
 ■ Home
 ■ Away
 N Neutral

Average RPI Win: 223	WON-LOST	WINNING	LAST 10	STRENGTH OF	OPP. STRENGTH	TEAM	ADJ.	CONF.	ADJ CONF.
Average RPI Loss: 100	RECORD	PCT. RANK	GAMES	SCHEDULE	OF SCHEDULE	RPI	RPI	RPI	RPI
DIV. I ONLY	13- 8	115	6- 4	224	109	157	157	5	5
DIV. I NON-CONF.	8- 4	97	2- 0	327	225	216	216	5	5
TOTALS	RPI 1-25	RPI 26-50	W-L RECORDS	RPI 51-100	RPI 101-150	RPI 150+			
13- 8	0- 0	0- 3	OVERALL	0- 1	3- 2	10- 2			
9- 4	0- 0	0- 1	HOME	0- 1	3- 0	6- 2			
4- 4	0- 0	0- 2	AWAY	0- 0	0- 2	4- 0			
0- 0	0- 0	0- 0	NEUTRAL	0- 0	0- 0	0- 0			
8- 4	0- 0	0- 1	NON-CONFERENCE	0- 1	0- 0	8- 2			
5- 3	0- 0	0- 0	HOME	0- 1	0- 0	5- 2			
3- 1	0- 0	0- 1	AWAY	0- 0	0- 0	3- 0			
0- 0	0- 0	0- 0	NEUTRAL	0- 0	0- 0	0- 0			
5- 4	0- 0	0- 2	CONFERENCE	0- 0	3- 2	2- 0			
4- 1	0- 0	0- 1	HOME	0- 0	3- 0	1- 0			
1- 3	0- 0	0- 1	AWAY	0- 0	0- 2	1- 0			
0- 0	0- 0	0- 0	NEUTRAL	0- 0	0- 0	0- 0			

RPI S	Opponent	Score	RPI S	Opponent	Score	RPI S	Opponent	Score	RPI S	Opponent	Score	Team's RPI: 157
27	A South Fla.	52 72	97	H Georgia	48 51	101	A SMU	47 64				
31	A Ohio St.	38 80				101	H SMU	67 65				
38	H Tulane	68 74				132	H East Carolina	74 64				
						137	A UCF	44 64				
						137	H UCF	63 57				
						161	H Houston	85 64				
						168	A Memphis	66 59				
						172	H Xavier	61 72				
						198	H Indiana St.	55 63				
						220	A Miami (OH)	49 43				
						252	H Howard	66 56				
						258	A Bowling Green	68 58				
						276	H Tennessee Tech	60 38				
						283	A Southeast Mo. St.	83 75				
						288	H Ark.-Pine Bluff	72 42				
						297	H Eastern Ill.	78 64				
						329	H Chicago St.	81 53				
LAST 12 Division I GAMES:												
27	A South Fla.	52 72	161	H Houston	85 64							
38	H Tulane	68 74	137	H UCF	63 57							
137	A UCF	44 64	101	A SMU	47 64							
132	H East Carolina	74 64	329	H Chicago St.	81 53							
101	H SMU	67 65	297	H Eastern Ill.	78 64							
168	A Memphis	66 59	97	H Georgia	48 51							

Non-Div I Games: Clarion 92 54

Cincinnati

■ Loss,
 ■ Non-Conf, S Site,
 ■ Home
 ■ Away
 N Neutral

Average RPI Win:	209	WON-LOST	WINNING	LAST 10	STRENGTH OF	OPP. STRENGTH	TEAM	ADJ.	CONF.	ADJ CONF.
Average RPI Loss:	44	RECORD	PCT. RANK	GAMES	SCHEDULE	OF SCHEDULE	RPI	RPI	RPI	RPI
DIV. I ONLY	13- 11	152	2- 8	60	79	112	112	3	3	
DIV. I NON-CONF.	11- 2	24	1- 0	208	269	83	83	4	4	
TOTALS	RPI 1-25	RPI 26-50	W-L RECORDS	RPI 51-100	RPI 101-150	RPI 150+				
13- 11	0- 4	1- 4	OVERALL	1- 2	2- 0	9- 1				
9- 6	0- 2	1- 3	HOME	1- 1	1- 0	6- 0				
2- 5	0- 2	0- 1	AWAY	0- 1	0- 0	2- 1				
2- 0	0- 0	0- 0	NEUTRAL	0- 0	1- 0	1- 0				
11- 2	0- 1	0- 1	NON-CONFERENCE	0- 0	2- 0	9- 0				
7- 1	0- 0	0- 1	HOME	0- 0	1- 0	6- 0				
2- 1	0- 1	0- 0	AWAY	0- 0	0- 0	2- 0				
2- 0	0- 0	0- 0	NEUTRAL	0- 0	1- 0	1- 0				
2- 9	0- 3	1- 3	CONFERENCE	1- 2	0- 0	0- 1				
2- 5	0- 2	1- 2	HOME	1- 1	0- 0	0- 0				
0- 4	0- 1	0- 1	AWAY	0- 1	0- 0	0- 1				
0- 0	0- 0	0- 0	NEUTRAL	0- 0	0- 0	0- 0				

RPI 1-25				RPI 26-50				RPI 51-100				RPI 101+ Team's RPI: 112			
RPI	S	Opponent	Score	RPI	S	Opponent	Score	RPI	S	Opponent	Score	RPI	S	Opponent	Score
3	A	South Carolina	61 83	34	H	Syracuse	62 88	59	A	Wake Forest	56 68	118	H	Maine	69 61
5	H	Florida St.	27 86	36	A	North Carolina St.	53 65	69	H	Virginia	37 69	143	N	Wright St.	75 51
10	A	Duke	37 65	37	H	Oregon	59 87	86	H	North Carolina	78 67	159	H	Louisiana Tech	78 67
13	H	Louisville	46 60	42	H	Georgia Tech	62 61					177	A	Boston College	48 60
				44	H	Virginia Tech	69 78					224	A	Monmouth	60 47
												239	H	Coastal Caro.	64 57
												247	H	Bethune-Cookman	59 38
												257	H	Ga. Southern	58 47
												260	A	Jacksonville St.	69 63
												286	H	Western Caro.	78 63
												316	N	Loyola Chicago	61 40
												341	H	South Carolina St.	56 36
LAST 12 Division I GAMES:															
86	H	North Carolina	78 67	5	H	Florida St.	27 86								
10	A	Duke	37 65	59	A	Wake Forest	56 68								
42	H	Georgia Tech	62 61	44	H	Virginia Tech	69 78								
13	H	Louisville	46 60	34	H	Syracuse	62 88								
36	A	North Carolina St.	53 65	177	A	Boston College	48 60								
69	H	Virginia	37 69	247	H	Bethune-Cookman	59 38								

Non-Div I Games:

Clemson

■ Loss,
■ Non-Conf,
■ S Site,
■ H Home
■ A Away
N Neutral

Average RPI Win:	281	WON-LOST	WINNING	LAST 10	STRENGTH OF	OPP. STRENGTH	TEAM	ADJ.	CONF.	ADJ CONF.
Average RPI Loss:	133	RECORD	PCT. RANK	GAMES	SCHEDULE	OF SCHEDULE	RPI	RPI	RPI	RPI
DIV. I ONLY	11- 10	157	5- 5	272	233	194	194	20	20	
DIV. I NON-CONF.	4- 5	198	0- 0	178	193	161	161	20	20	
TOTALS	RPI 1-25	RPI 26-50	W-L RECORDS	RPI 51-100	RPI 101-150	RPI 150+				
11- 10	0- 0	0- 2	OVERALL	0- 2	0- 3	11- 3				
3- 4	0- 0	0- 1	HOME	0- 1	0- 0	3- 2				
7- 6	0- 0	0- 1	AWAY	0- 1	0- 3	7- 1				
1- 0	0- 0	0- 0	NEUTRAL	0- 0	0- 0	1- 0				
4- 5	0- 0	0- 1	NON-CONFERENCE	0- 2	0- 1	4- 1				
0- 2	0- 0	0- 0	HOME	0- 1	0- 0	0- 1				
3- 3	0- 0	0- 1	AWAY	0- 1	0- 1	3- 0				
1- 0	0- 0	0- 0	NEUTRAL	0- 0	0- 0	1- 0				
7- 5	0- 0	0- 1	CONFERENCE	0- 0	0- 2	7- 2				
3- 2	0- 0	0- 1	HOME	0- 0	0- 0	3- 1				
4- 3	0- 0	0- 0	AWAY	0- 0	0- 2	4- 1				
0- 0	0- 0	0- 0	NEUTRAL	0- 0	0- 0	0- 0				

RPI S	Opponent	Score	RPI S	Opponent	Score	RPI S	Opponent	Score	RPI S	Opponent	Score	Team's RPI: 194
31	A Ohio St.	78 96	58	A Bucknell	66 77	122	A Navy	63 88				
33	H Green Bay	51 65	87	H Toledo	59 92	143	A Wright St.	63 84				
						146	A Detroit	54 66				
						160	A Oakland	74 62				
						173	H Milwaukee	78 80				
						219	H Niagara	49 67				
						243	N Richmond	69 65				
						258	A Bowling Green	64 56				
						262	A Northern Ky.	58 54				
						269	A Evansville	66 62				
						297	A Eastern Ill.	66 56				
						314	A Youngstown St.	67 92				
						314	H Youngstown St.	71 68				
						320	A Valparaiso	66 62				
						320	H Valparaiso	71 60				
						326	A Ill.-Chicago	63 59				
						326	H Ill.-Chicago	77 59				
LAST 12 Division I GAMES:												
320	A Valparaiso	66 62	314	A Youngstown St.	67 92							
326	A Ill.-Chicago	63 59	326	H Ill.-Chicago	77 59							
33	H Green Bay	51 65	320	H Valparaiso	71 60							
173	H Milwaukee	78 80	143	A Wright St.	63 84							
146	A Detroit	54 66	262	A Northern Ky.	58 54							
160	A Oakland	74 62	314	H Youngstown St.	71 68							

Non-Div I Games: Notre Dame (OH) 51 66 Lake Erie 65 42

Cleveland St.

Loss, Non-Conf, S Site, H Home A Away N Neutral

Average RPI Win: 270		WON-LOST	WINNING	LAST 10	STRENGTH OF		OPP. STRENGTH	TEAM	ADJ.	CONF.	ADJ CONF.
Average RPI Loss: 165		RECORD	PCT. RANK	GAMES	SCHEDULE		OF SCHEDULE	RPI	RPI	RPI	RPI
DIV. I ONLY		8- 11	217	4- 6	273		287	239	239	21	21
DIV. I NON-CONF.		4- 4	165	1- 0	343		342	267	267	19	19
TOTALS		RPI 1-25	RPI 26-50		W-L RECORDS		RPI 51-100	RPI 101-150		RPI 150+	
8- 11	0- 0	0- 2		OVERALL		0- 2	0- 1		8- 6		
4- 3	0- 0	0- 1		HOME		0- 1	0- 0		4- 1		
3- 8	0- 0	0- 1		AWAY		0- 1	0- 1		3- 5		
1- 0	0- 0	0- 0		NEUTRAL		0- 0	0- 0		1- 0		
4- 4	0- 0	0- 0		NON-CONFERENCE		0- 0	0- 1		4- 3		
1- 1	0- 0	0- 0		HOME		0- 0	0- 0		1- 1		
2- 3	0- 0	0- 0		AWAY		0- 0	0- 1		2- 2		
1- 0	0- 0	0- 0		NEUTRAL		0- 0	0- 0		1- 0		
4- 7	0- 0	0- 2		CONFERENCE		0- 2	0- 0		4- 3		
3- 2	0- 0	0- 1		HOME		0- 1	0- 0		3- 0		
1- 5	0- 0	0- 1		AWAY		0- 1	0- 0		1- 3		
0- 0	0- 0	0- 0		NEUTRAL		0- 0	0- 0		0- 0		

RPI 1-25				RPI 26-50				RPI 51-100				RPI 101+ Team's RPI: 239			
RPI	S	Opponent	Score	RPI	S	Opponent	Score	RPI	S	Opponent	Score	RPI	S	Opponent	Score
				48	A	Little Rock	47 79	73	A	UT Arlington	58 60	112	A	Clemson	57 64
				48	H	Little Rock	66 74	73	H	UT Arlington	41 70	178	A	Col. of Charleston	79 72
												183	A	Texas St.	62 83
												183	H	Texas St.	64 48
												186	H	Appalachian St.	60 55
												213	H	Saint Francis (PA)	59 70
												238	A	Wofford	62 67
												249	A	Marshall	66 84
												257	A	Ga. Southern	70 78
												280	A	Georgia St.	73 67
												324	A	Fort Wayne	72 57
												325	A	Arkansas St.	52 60
												325	H	Arkansas St.	57 55
												341	N	South Carolina St.	63 54
												344	H	N.C. Central	66 50
LAST 12 Division I GAMES:															
				48	A	Little Rock	47 79	186	H	Appalachian St.	60 55				
				325	A	Arkansas St.	52 60	325	H	Arkansas St.	57 55				
				183	H	Texas St.	64 48	48	H	Little Rock	66 74				
				73	H	UT Arlington	41 70	73	A	UT Arlington	58 60				
				280	A	Georgia St.	73 67	183	A	Texas St.	62 83				
				257	A	Ga. Southern	70 78	178	A	Col. of Charleston	79 72				

Non-Div I Games: Pfeiffer

91 49

Catawba

58

63

Coastal Caro.

Loss, Non-Conf, S Site, H Home A Away N Neutral

Average RPI Win:	195	WON-LOST	WINNING	LAST 10	STRENGTH OF	OPP. STRENGTH	TEAM	ADJ.	CONF.	ADJ CONF.
Average RPI Loss:	112	RECORD	PCT. RANK	GAMES	SCHEDULE	OF SCHEDULE	RPI	RPI	RPI	RPI
DIV. I ONLY	8- 14	241	5- 5	90	110	178	178	8	8	
DIV. I NON-CONF.	3- 8	262	1- 0	155	128	210	210	8	8	
TOTALS	RPI 1-25	RPI 26-50	W-L RECORDS	RPI 51-100	RPI 101-150	RPI 150+				
8- 14	0- 1	0- 4	OVERALL	1- 3	1- 1	6- 5				
5- 5	0- 0	0- 2	HOME	1- 1	1- 0	3- 2				
3- 9	0- 1	0- 2	AWAY	0- 2	0- 1	3- 3				
0- 0	0- 0	0- 0	NEUTRAL	0- 0	0- 0	0- 0				
3- 8	0- 1	0- 2	NON-CONFERENCE	0- 2	0- 0	3- 3				
0- 4	0- 0	0- 1	HOME	0- 1	0- 0	0- 2				
3- 4	0- 1	0- 1	AWAY	0- 1	0- 0	3- 1				
0- 0	0- 0	0- 0	NEUTRAL	0- 0	0- 0	0- 0				
5- 6	0- 0	0- 2	CONFERENCE	1- 1	1- 1	3- 2				
5- 1	0- 0	0- 1	HOME	1- 0	1- 0	3- 0				
0- 5	0- 0	0- 1	AWAY	0- 1	0- 1	0- 2				
0- 0	0- 0	0- 0	NEUTRAL	0- 0	0- 0	0- 0				

RPI 1-25				RPI 26-50				RPI 51-100				RPI 101+				Team's RPI: 178	
RPI	S	Opponent	Score	RPI	S	Opponent	Score	RPI	S	Opponent	Score	RPI	S	Opponent	Score		
13	A	Louisville	58 86	28	A	Elon	57 70	72	A	Drexel	57 70	114	A	Delaware	66 71		
				28	H	Elon	56 84	72	H	Drexel	79 75	136	H	William & Mary	70 60		
				36	A	North Carolina St.	47 91	82	A	Western Ky.	76 89	161	A	Houston	63 79		
				44	H	Virginia Tech	61 71	91	H	Charlotte	49 62	164	A	Towson	59 61		
												164	H	Towson	59 54		
												182	H	Hofstra	71 55		
												186	A	Appalachian St.	65 62		
												221	A	UNCW	61 67		
												221	H	UNCW	76 37		
												239	H	Coastal Caro.	72 79		
												274	A	Charleston So.	79 76		
												281	H	North Florida	47 60		
												323	A	Winthrop	95 64		
LAST 12 Division I GAMES:																	
				164	H	Towson	59 54	164	A	Towson	59 61						
				72	H	Drexel	79 75	28	H	Elon	56 84						
				221	A	UNCW	61 67	221	H	UNCW	76 37						
				182	H	Hofstra	71 55	136	H	William & Mary	70 60						
				114	A	Delaware	66 71	28	A	Elon	57 70						
				72	A	Drexel	57 70	274	A	Charleston So.	79 76						

Non-Div I Games:

Col. of Charleston

■ Loss,
■ Non-Conf, S Site,
■ Home
■ Away
N Neutral

Average RPI Win: 248	WON-LOST	WINNING	LAST 10	STRENGTH OF	OPP. STRENGTH	TEAM	ADJ.	CONF.	ADJ CONF.
Average RPI Loss: 162	RECORD	PCT. RANK	GAMES	SCHEDULE	OF SCHEDULE	RPI	RPI	RPI	RPI
DIV. I ONLY	8- 14	241	4- 6	211	263	231	231	23	23
DIV. I NON-CONF.	3- 8	262	0- 1	217	250	263	263	25	25
TOTALS	RPI 1-25	RPI 26-50	W-L RECORDS	RPI 51-100	RPI 101-150	RPI 150+			
8- 14	0- 0	0- 0	OVERALL	0- 4	1- 2	7- 8			
5- 4	0- 0	0- 0	HOME	0- 1	0- 1	5- 2			
3- 10	0- 0	0- 0	AWAY	0- 3	1- 1	2- 6			
0- 0	0- 0	0- 0	NEUTRAL	0- 0	0- 0	0- 0			
3- 8	0- 0	0- 0	NON-CONFERENCE	0- 3	0- 1	3- 4			
2- 1	0- 0	0- 0	HOME	0- 1	0- 0	2- 0			
1- 7	0- 0	0- 0	AWAY	0- 2	0- 1	1- 4			
0- 0	0- 0	0- 0	NEUTRAL	0- 0	0- 0	0- 0			
5- 6	0- 0	0- 0	CONFERENCE	0- 1	1- 1	4- 4			
3- 3	0- 0	0- 0	HOME	0- 0	0- 1	3- 2			
2- 3	0- 0	0- 0	AWAY	0- 1	1- 0	1- 2			
0- 0	0- 0	0- 0	NEUTRAL	0- 0	0- 0	0- 0			

RPI S	Opponent	Score	RPI S	Opponent	Score	RPI S	Opponent	Score	RPI S	Opponent	Score	Team's RPI: 231
						58	A Bucknell	56 79	122	A Navy	69 61	
						78	A Gonzaga	42 72	122	H Navy	67 80	
						92	H Cornell	57 70	142	A Columbia	67 75	
						94	A Purdue	51 71	156	A Brown	67 62	
									164	H Towson	76 71	
									170	H Army West Point	69 76	
									171	A Providence	85 92	
									175	A American	57 68	
									175	H American	62 73	
									199	A Siena	63 71	
									216	A St. Bonaventure	57 70	
									241	A Loyola Maryland	77 87	
									275	H Boston U.	96 87	
									304	A Holy Cross	62 54	
									304	H Holy Cross	70 52	
									322	H Lafayette	76 69	
									333	H LIU Brooklyn	76 61	
									339	A UMass Lowell	77 82	
LAST 12 Division I GAMES:												
			122	A Navy	69 61				170	H Army West Point	69 76	
			304	H Holy Cross	70 52				122	H Navy	67 80	
			175	H American	62 73				304	A Holy Cross	62 54	
			241	A Loyola Maryland	77 87				175	A American	57 68	
			275	H Boston U.	96 87				322	H Lafayette	76 69	
			58	A Bucknell	56 79				78	A Gonzaga	42 72	

Non-Div I Games:

Colgate

■ Loss,
 ■ Non-Conf, S Site,
 ■ Home
 ■ Away
 N Neutral

Colorado

Through Games Of Feb. 6, 2017

Average RPI Win:	174	WON-LOST	WINNING	LAST 10	STRENGTH OF	OPP. STRENGTH	TEAM	ADJ.	CONF.	ADJ CONF.
Average RPI Loss:	39	RECORD	PCT. RANK	GAMES	SCHEDULE	OF SCHEDULE	RPI	RPI	RPI	RPI
DIV. I ONLY	13- 10	135	3- 7	49	52	88	88	1	1	
DIV. I NON-CONF.	10- 1	16	0- 0	192	252	65	65	1	1	
TOTALS	RPI 1-25	RPI 26-50	W-L RECORDS	RPI 51-100	RPI 101-150	RPI 150+				
13- 10	1- 5	0- 2	OVERALL	3- 2	3- 1	6- 0				
10- 5	1- 3	0- 1	HOME	3- 0	2- 1	4- 0				
3- 5	0- 2	0- 1	AWAY	0- 2	1- 0	2- 0				
0- 0	0- 0	0- 0	NEUTRAL	0- 0	0- 0	0- 0				
10- 1	1- 0	0- 0	NON-CONFERENCE	1- 0	2- 1	6- 0				
7- 1	1- 0	0- 0	HOME	1- 0	1- 1	4- 0				
3- 0	0- 0	0- 0	AWAY	0- 0	1- 0	2- 0				
0- 0	0- 0	0- 0	NEUTRAL	0- 0	0- 0	0- 0				
3- 9	0- 5	0- 2	CONFERENCE	2- 2	1- 0	0- 0				
3- 4	0- 3	0- 1	HOME	2- 0	1- 0	0- 0				
0- 5	0- 2	0- 1	AWAY	0- 2	0- 0	0- 0				
0- 0	0- 0	0- 0	NEUTRAL	0- 0	0- 0	0- 0				

RPI S Opponent Score	RPI S Opponent Score	RPI S Opponent Score	RPI S Opponent Score
7 A Oregon St. 57 81	37 A Oregon 66 71	56 H Washington St. 70 58	101 H SMU 67 50
9 H Washington 75 79	40 H California 53 65	65 H Colorado St. 74 56	104 H Wyoming 75 82
11 A UCLA 74 87		70 A Utah 53 58	108 A Northern Colo. 83 62
12 H Stanford 70 84		70 H Utah 54 49	125 H Arizona 65 56
16 H Kentucky 79 69		75 A Southern California 54 79	190 H Idaho St. 85 56
24 H Arizona St. 52 71			282 A North Dakota St. 76 59
			284 A Mississippi Val. 76 64
			313 H Air Force 95 68
			321 H St. Francis Brooklyn 81 54
			334 H Southeastern La. 112 54
LAST 12 Division I GAMES:			
9 H Washington 75 79	12 H Stanford 70 84		
56 H Washington St. 70 58	40 H California 53 65		
70 A Utah 53 58	24 H Arizona St. 52 71		
70 H Utah 54 49	125 H Arizona 65 56		
7 A Oregon St. 57 81	11 A UCLA 74 87		
37 A Oregon 66 71	75 A Southern California 54 79		

Non-Div I Games:

Colorado

Loss, Non-Conf, S Site, H Home A Away N Neutral

Average RPI Win:	198	WON-LOST	WINNING	LAST 10	STRENGTH OF	OPP. STRENGTH	TEAM	ADJ.	CONF.	ADJ CONF.
Average RPI Loss:	76	RECORD	PCT. RANK	GAMES	SCHEDULE	OF SCHEDULE	RPI	RPI	RPI	RPI
DIV. I ONLY	16- 5	35	9- 1	199	87	65	65	13	13	
DIV. I NON-CONF.	6- 4	126	1- 0	258	61	136	136	15	15	
TOTALS	RPI 1-25	RPI 26-50	W-L RECORDS	RPI 51-100	RPI 101-150	RPI 150+				
16- 5	0- 2	0- 0	OVERALL	3- 2	2- 0	11- 1				
10- 1	0- 0	0- 0	HOME	1- 1	1- 0	8- 0				
6- 4	0- 1	0- 0	AWAY	2- 1	1- 0	3- 1				
0- 0	0- 0	0- 0	NEUTRAL	0- 0	0- 0	0- 0				
6- 4	0- 2	0- 0	NON-CONFERENCE	0- 1	1- 0	5- 1				
5- 0	0- 0	0- 0	HOME	0- 0	1- 0	4- 0				
1- 4	0- 2	0- 0	AWAY	0- 1	0- 0	1- 1				
0- 0	0- 0	0- 0	NEUTRAL	0- 0	0- 0	0- 0				
10- 1	0- 0	0- 0	CONFERENCE	3- 1	1- 0	6- 0				
5- 1	0- 0	0- 0	HOME	1- 1	0- 0	4- 0				
5- 0	0- 0	0- 0	AWAY	2- 0	1- 0	2- 0				
0- 0	0- 0	0- 0	NEUTRAL	0- 0	0- 0	0- 0				

RPI 1-25				RPI 26-50				RPI 51-100 Team's RPI: 65				RPI 101+			
RPI	S	Opponent	Score	RPI	S	Opponent	Score	RPI	S	Opponent	Score	RPI	S	Opponent	Score
9	A	Washington	68 101					79	A	UNLV	57 37	108	H	Northern Colo.	58 47
18	A	Oklahoma	55 70					79	H	UNLV	44 41	145	A	New Mexico	78 63
								85	A	Boise St.	60 53	163	H	Omaha	69 42
								85	H	Boise St.	45 51	167	H	Fresno St.	73 56
								88	A	Colorado	56 74	179	A	Nebraska	59 62
												201	H	Utah St.	74 43
												207	A	San Jose St.	68 56
												207	H	San Jose St.	70 67
												215	H	Seattle U	66 62
												234	H	San Diego St.	60 43
												302	H	Denver	76 49
												313	A	Air Force	72 35
												328	A	Montana	63 49
												334	H	Southeastern La.	77 31
LAST 12 Division I GAMES:															
79	H	UNLV	44 41	145	A	New Mexico	78 63								
85	A	Boise St.	60 53	313	A	Air Force	72 35								
234	H	San Diego St.	60 43	207	H	San Jose St.	70 67								
207	A	San Jose St.	68 56	85	H	Boise St.	45 51								
201	H	Utah St.	74 43	79	A	UNLV	57 37								
167	H	Fresno St.	73 56	328	A	Montana	63 49								

Non-Div I Games: N.M. Highlands 96 31 Adams St. 76 29

Colorado St.

Loss, Non-Conf, S Site, H Home A Away N Neutral

Average RPI Win:	249	WON-LOST	WINNING	LAST 10	STRENGTH OF	OPP. STRENGTH	TEAM	ADJ.	CONF.	ADJ CONF.
Average RPI Loss:	137	RECORD	PCT. RANK	GAMES	SCHEDULE	OF SCHEDULE	RPI	RPI	RPI	RPI
DIV. I ONLY	12- 7	109	5- 5	250	265	142	142	9	9	
DIV. I NON-CONF.	10- 3	54	5- 1	328	330	158	158	9	9	
TOTALS	RPI 1-25	RPI 26-50	W-L RECORDS	RPI 51-100	RPI 101-150	RPI 150+				
12- 7	0- 0	0- 1	OVERALL	0- 2	0- 1	12- 3				
4- 2	0- 0	0- 0	HOME	0- 1	0- 0	4- 1				
8- 5	0- 0	0- 1	AWAY	0- 1	0- 1	8- 2				
0- 0	0- 0	0- 0	NEUTRAL	0- 0	0- 0	0- 0				
10- 3	0- 0	0- 0	NON-CONFERENCE	0- 0	0- 1	10- 2				
4- 1	0- 0	0- 0	HOME	0- 0	0- 0	4- 1				
6- 2	0- 0	0- 0	AWAY	0- 0	0- 1	6- 1				
0- 0	0- 0	0- 0	NEUTRAL	0- 0	0- 0	0- 0				
2- 4	0- 0	0- 1	CONFERENCE	0- 2	0- 0	2- 1				
0- 1	0- 0	0- 0	HOME	0- 1	0- 0	0- 0				
2- 3	0- 0	0- 1	AWAY	0- 1	0- 0	2- 1				
0- 0	0- 0	0- 0	NEUTRAL	0- 0	0- 0	0- 0				

RPI 1-25				RPI 26-50				RPI 51-100				RPI 101+				Team's RPI: 142	
RPI	S	Opponent	Score	RPI	S	Opponent	Score	RPI	S	Opponent	Score	RPI	S	Opponent	Score		
				35	A	Harvard	68 70	92	A	Cornell	70 77	102	A	Long Beach St.	60 73		
								92	H	Cornell	55 69	151	A	Yale	72 68		
												156	A	Brown	60 69		
												171	H	Providence	66 64		
												205	A	Binghamton	75 65		
												213	A	Saint Francis (PA)	84 77		
												214	A	Dartmouth	91 88		
												230	H	UMBC	56 67		
												231	H	Colgate	75 67		
												241	A	Loyola Maryland	65 53		
												243	A	Richmond	65 58		
												251	A	Stony Brook	53 55		
												306	A	NJIT	65 51		
												333	H	LIU Brooklyn	66 57		
												338	A	Cal St. Fullerton	61 46		
												339	H	UMass Lowell	76 57		
LAST 12 Division I GAMES:																	
				156	A	Brown	60 69	306	A	NJIT	65 51						
				151	A	Yale	72 68	102	A	Long Beach St.	60 73						
				35	A	Harvard	68 70	338	A	Cal St. Fullerton	61 46						
				214	A	Dartmouth	91 88	333	H	LIU Brooklyn	66 57						
				92	H	Cornell	55 69	205	A	Binghamton	75 65						
				92	A	Cornell	70 77	171	H	Providence	66 64						

Non-Div I Games:

Columbia

■ Loss,
 ■ Non-Conf,
 ■ S Site,
 ■ H Home
 ■ A Away
 N Neutral

Average RPI Win: 309		WON-LOST	WINNING	LAST 10	STRENGTH OF	OPP. STRENGTH	TEAM	ADJ.	CONF.	ADJ CONF.
Average RPI Loss: 160		RECORD	PCT. RANK	GAMES	SCHEDULE	OF SCHEDULE	RPI	RPI	RPI	RPI
DIV. I ONLY		5- 17	308	5- 5	206	293	292	292	32	32
DIV. I NON-CONF.		0- 12	335	0- 2	46	95	289	289	31	31
TOTALS		RPI 1-25	RPI 26-50	W-L RECORDS	RPI 51-100	RPI 101-150	RPI 150+			
5- 17	0- 1		0- 1	OVERALL	0- 4	0- 2	5- 9			
3- 3	0- 0		0- 0	HOME	0- 0	0- 1	3- 2			
2- 13	0- 1		0- 1	AWAY	0- 4	0- 1	2- 6			
0- 1	0- 0		0- 0	NEUTRAL	0- 0	0- 0	0- 1			
0- 12	0- 1		0- 1	NON-CONFERENCE	0- 4	0- 2	0- 4			
0- 1	0- 0		0- 0	HOME	0- 0	0- 1	0- 0			
0- 10	0- 1		0- 1	AWAY	0- 4	0- 1	0- 3			
0- 1	0- 0		0- 0	NEUTRAL	0- 0	0- 0	0- 1			
5- 5	0- 0		0- 0	CONFERENCE	0- 0	0- 0	5- 5			
3- 2	0- 0		0- 0	HOME	0- 0	0- 0	3- 2			
2- 3	0- 0		0- 0	AWAY	0- 0	0- 0	2- 3			
0- 0	0- 0		0- 0	NEUTRAL	0- 0	0- 0	0- 0			

RPI 1-25			
RPI	S	Opponent	Score
19	A	Miami (FL)	35 75
RPI 26-50			
RPI	S	Opponent	Score
34	A	Syracuse	30 76
RPI 51-100			
RPI	S	Opponent	Score
54	A	George Washington	46 77
64	A	West Virginia	39 69
69	A	Virginia	40 103
86	A	North Carolina	55 90
RPI 101+			
RPI	S	Opponent	Score
110	H	SFA	57 72
123	A	VCU	44 73
154	A	Hampton	54 78
164	A	Towson	65 69
187	N	ETSU	58 70
230	A	UMBC	63 73
240	A	UMES	55 49
247	A	Bethune-Cookman	52 71
252	A	Howard	58 66
268	H	Norfolk St.	45 49
278	H	N.C. A&T	65 57
318	A	Mt. St. Mary's	48 54
340	A	Florida A&M	70 62
341	H	South Carolina St.	70 54
344	H	N.C. Central	46 58
347	H	Morgan St.	61 45
Team's RPI: 292			
LAST 12 Division I GAMES:			
344	H	N.C. Central	46 58
240	A	UMES	55 49
154	A	Hampton	54 78
347	H	Morgan St.	61 45
268	H	Norfolk St.	45 49
252	A	Howard	58 66
278	H	N.C. A&T	65 57
247	A	Bethune-Cookman	52 71
340	A	Florida A&M	70 62
341	H	South Carolina St.	70 54
230	A	UMBC	63 73
86	A	North Carolina	55 90

Non-Div I Games:

Coppin St.

Loss, Non-Conf, S Site, H Home A Away N Neutral

Average RPI Win: 215	WON-LOST	WINNING	LAST 10	STRENGTH OF	OPP. STRENGTH	TEAM	ADJ.	CONF.	ADJ CONF.
Average RPI Loss: 148	RECORD	PCT. RANK	GAMES	SCHEDULE	OF SCHEDULE	RPI	RPI	RPI	RPI
DIV. I ONLY	12- 7	109	6- 4	136	275	92	92	9	9
DIV. I NON-CONF.	9- 4	85	4- 2	236	322	119	119	9	9
<hr/>									
TOTALS	RPI 1-25	RPI 26-50	W-L RECORDS	RPI 51-100	RPI 101-150	RPI 150+			
12- 7	0- 0	0- 1	OVERALL	1- 1	2- 1	9- 4			
5- 1	0- 0	0- 0	HOME	1- 1	1- 0	3- 0			
7- 6	0- 0	0- 1	AWAY	0- 0	1- 1	6- 4			
0- 0	0- 0	0- 0	NEUTRAL	0- 0	0- 0	0- 0			
9- 4	0- 0	0- 0	NON-CONFERENCE	1- 1	0- 1	8- 2			
4- 1	0- 0	0- 0	HOME	1- 1	0- 0	3- 0			
5- 3	0- 0	0- 0	AWAY	0- 0	0- 1	5- 2			
0- 0	0- 0	0- 0	NEUTRAL	0- 0	0- 0	0- 0			
3- 3	0- 0	0- 1	CONFERENCE	0- 0	2- 0	1- 2			
1- 0	0- 0	0- 0	HOME	0- 0	1- 0	0- 0			
2- 3	0- 0	0- 1	AWAY	0- 0	1- 0	1- 2			
0- 0	0- 0	0- 0	NEUTRAL	0- 0	0- 0	0- 0			

RPI 1-25				RPI 26-50				RPI 51-100				Team's RPI: 92	RPI 101+			
RPI	S	Opponent	Score	RPI	S	Opponent	Score	RPI	S	Opponent	Score		RPI	S	Opponent	Score
				35	A	Harvard	59 62	72	H	Drexel	53 63		141	A	Pittsburgh	44 56
								99	H	New Hampshire	61 56		142	A	Columbia	69 55
													142	H	Columbia	77 70
													151	A	Yale	76 63
													156	A	Brown	67 72
													164	A	Towson	63 68
													205	A	Binghamton	54 51
													213	A	Saint Francis (PA)	78 72
													214	A	Dartmouth	74 84
													231	A	Colgate	70 57
													241	H	Loyola Maryland	58 50
													242	H	Canisius	60 43
													251	A	Stony Brook	65 66
													252	H	Howard	67 55
													314	A	Youngstown St.	80 75
													345	A	Delaware St.	72 51
LAST 12 Division I GAMES:																
				151	A	Yale	76 63					345	A	Delaware St.	72 51	
				156	A	Brown	67 72					205	A	Binghamton	54 51	
				214	A	Dartmouth	74 84					251	A	Stony Brook	65 66	
				35	A	Harvard	59 62					242	H	Canisius	60 43	
				142	A	Columbia	69 55					314	A	Youngstown St.	80 75	
				142	H	Columbia	77 70					72	H	Drexel	53 63	

Non-Div I Games:

Cornell

Creighton

Through Games Of Feb. 6, 2017

Average RPI Win: 115	WON-LOST	WINNING	LAST 10	STRENGTH OF	OPP. STRENGTH	TEAM	ADJ.	CONF.	ADJ CONF.
Average RPI Loss: 58	RECORD	PCT. RANK	GAMES	SCHEDULE	OF SCHEDULE	RPI	RPI	RPI	RPI
DIV. I ONLY	17- 6	44	8- 2	42	34	22	22	7	7
DIV. I NON-CONF.	6- 4	126	0- 0	70	27	72	72	7	7
TOTALS	RPI 1-25	RPI 26-50	W-L RECORDS	RPI 51-100	RPI 101-150	RPI 150+			
17- 6	0- 2	5- 2	OVERALL	4- 1	0- 0	8- 1			
9- 1	0- 1	3- 0	HOME	1- 0	0- 0	5- 0			
7- 4	0- 1	2- 1	AWAY	2- 1	0- 0	3- 1			
1- 1	0- 0	0- 1	NEUTRAL	1- 0	0- 0	0- 0			
6- 4	0- 0	1- 2	NON-CONFERENCE	1- 1	0- 0	4- 1			
4- 0	0- 0	1- 0	HOME	0- 0	0- 0	3- 0			
1- 3	0- 0	0- 1	AWAY	0- 1	0- 0	1- 1			
1- 1	0- 0	0- 1	NEUTRAL	1- 0	0- 0	0- 0			
11- 2	0- 2	4- 0	CONFERENCE	3- 0	0- 0	4- 0			
5- 1	0- 1	2- 0	HOME	1- 0	0- 0	2- 0			
6- 1	0- 1	2- 0	AWAY	2- 0	0- 0	2- 0			
0- 0	0- 0	0- 0	NEUTRAL	0- 0	0- 0	0- 0			

RPI S Opponent	Score	RPI S Opponent	Score	RPI S Opponent	Score	RPI S Opponent	Score
15 A DePaul	65 79	30 N Missouri	63 72	57 A UNI	49 50	153 H Kansas	69 49
15 H DePaul	56 60	32 H Drake	80 77	61 N Dayton	56 53	163 H Omaha	82 45
		39 A South Dakota St.	56 63	66 A St. John's (NY)	55 43	171 A Providence	58 51
		43 A Marquette	83 63	67 A Villanova	47 44	172 H Xavier	63 52
		43 H Marquette	80 77	67 H Villanova	60 46	179 H Nebraska	80 64
		47 A Georgetown	67 59			180 A Seton Hall	70 60
		47 H Georgetown	70 68			193 A Wichita St.	54 62
						232 A Marist	72 50
						237 H Butler	67 52
LAST 12 Division I GAMES:							
47 A Georgetown	67 59	171 A Providence	58 51				
67 A Villanova	47 44	67 H Villanova	60 46				
43 H Marquette	80 77	47 H Georgetown	70 68				
15 H DePaul	56 60	15 A DePaul	65 79				
180 A Seton Hall	70 60	43 A Marquette	83 63				
66 A St. John's (NY)	55 43	172 H Xavier	63 52				

Non-Div I Games:

Creighton

Loss, Non-Conf, S Site, H Home A Away N Neutral

Average RPI Win:	237	WON-LOST	WINNING	LAST 10	STRENGTH OF	OPP. STRENGTH	TEAM	ADJ.	CONF.	ADJ CONF.
Average RPI Loss:	142	RECORD	PCT. RANK	GAMES	SCHEDULE	OF SCHEDULE	RPI	RPI	RPI	RPI
DIV. I ONLY	6- 13	273	3- 7	108	239	214	214	9	9	
DIV. I NON-CONF.	5- 8	218	2- 4	234	299	236	236	9	9	
TOTALS	RPI 1-25	RPI 26-50	W-L RECORDS	RPI 51-100	RPI 101-150	RPI 150+				
6- 13	0- 0	0- 2	OVERALL	1- 1	1- 5	4- 5				
4- 4	0- 0	0- 1	HOME	1- 0	1- 1	2- 2				
2- 9	0- 0	0- 1	AWAY	0- 1	0- 4	2- 3				
0- 0	0- 0	0- 0	NEUTRAL	0- 0	0- 0	0- 0				
5- 8	0- 0	0- 0	NON-CONFERENCE	0- 1	1- 3	4- 4				
3- 2	0- 0	0- 0	HOME	0- 0	1- 0	2- 2				
2- 6	0- 0	0- 0	AWAY	0- 1	0- 3	2- 2				
0- 0	0- 0	0- 0	NEUTRAL	0- 0	0- 0	0- 0				
1- 5	0- 0	0- 2	CONFERENCE	1- 0	0- 2	0- 1				
1- 2	0- 0	0- 1	HOME	1- 0	0- 1	0- 0				
0- 3	0- 0	0- 1	AWAY	0- 0	0- 1	0- 1				
0- 0	0- 0	0- 0	NEUTRAL	0- 0	0- 0	0- 0				

RPI 1-25				RPI 26-50				RPI 51-100				RPI 101+				Team's RPI: 214	
RPI	S	Opponent	Score	RPI	S	Opponent	Score	RPI	S	Opponent	Score	RPI	S	Opponent	Score		
				35	A	Harvard	65 70	92	H	Cornell	84 74	118	A	Maine	55 60		
				35	H	Harvard	61 70	99	A	New Hampshire	47 64	119	A	Penn	38 68		
												133	A	Old Dominion	56 82		
												136	A	William & Mary	50 63		
												142	H	Columbia	88 91		
												148	H	Albany (NY)	69 61		
												170	H	Army West Point	60 68		
												174	A	Princeton	55 85		
												177	A	Boston College	53 65		
												232	H	Marist	61 66		
												271	A	Vermont	54 59		
												275	A	Boston U.	61 49		
												299	A	Rhode Island	62 52		
												304	H	Holy Cross	53 49		
												305	H	Central Conn. St.	61 51		
LAST 12 Division I GAMES:																	
				119	A	Penn	38 68	99	A	New Hampshire	47 64						
				174	A	Princeton	55 85	148	H	Albany (NY)	69 61						
				92	H	Cornell	84 74	177	A	Boston College	53 65						
				142	H	Columbia	88 91	299	A	Rhode Island	62 52						
				35	H	Harvard	61 70	232	H	Marist	61 66						
				35	A	Harvard	65 70	118	A	Maine	55 60						

Non-Div I Games:

Dartmouth

■ Loss,
■ Non-Conf,
■ S Site,
■ H Home
■ A Away
N Neutral

Average RPI Win: 250	WON-LOST	WINNING	LAST 10	STRENGTH OF	OPP. STRENGTH	TEAM	ADJ.	CONF.	ADJ CONF.
Average RPI Loss: 144	RECORD	PCT. RANK	GAMES	SCHEDULE	OF SCHEDULE	RPI	RPI	RPI	RPI
DIV. I ONLY	4- 19	321	2- 8	79	252	279	279	12	12
DIV. I NON-CONF.	2- 10	305	0- 1	57	312	278	278	12	12
TOTALS	RPI 1-25	RPI 26-50	W-L RECORDS	RPI 51-100	RPI 101-150	RPI 150+			
4- 19	0- 0	0- 1	OVERALL	0- 4	0- 6	4- 8			
3- 9	0- 0	0- 0	HOME	0- 1	0- 4	3- 4			
1- 8	0- 0	0- 1	AWAY	0- 2	0- 2	1- 3			
0- 2	0- 0	0- 0	NEUTRAL	0- 1	0- 0	0- 1			
2- 10	0- 0	0- 1	NON-CONFERENCE	0- 2	0- 3	2- 4			
2- 4	0- 0	0- 0	HOME	0- 0	0- 3	2- 1			
0- 4	0- 0	0- 1	AWAY	0- 1	0- 0	0- 2			
0- 2	0- 0	0- 0	NEUTRAL	0- 1	0- 0	0- 1			
2- 9	0- 0	0- 0	CONFERENCE	0- 2	0- 3	2- 4			
1- 5	0- 0	0- 0	HOME	0- 1	0- 1	1- 3			
1- 4	0- 0	0- 0	AWAY	0- 1	0- 2	1- 1			
0- 0	0- 0	0- 0	NEUTRAL	0- 0	0- 0	0- 0			

RPI S	Opponent	Score	RPI S	Opponent	Score	RPI S	Opponent	Score	RPI S	Opponent	Score	Team's RPI: 279
			46 A	Michigan St.	34 70	54 A	George Washington	62 76	103 H	Mercer	60 67	
						61 H	Dayton	52 68	107 A	Duquesne	51 73	
						87 N	Toledo	41 76	113 A	Fordham	72 85	
						91 A	Charlotte	79 93	120 H	Saint Louis	69 106	
									127 H	Radford	40 44	
									137 H	UCF	38 57	
									155 H	George Mason	58 54	
									162 A	Western Mich.	63 76	
									169 H	La Salle	58 65	
									187 A	ETSU	56 76	
									190 N	Idaho St.	58 70	
									216 A	St. Bonaventure	51 70	
									221 H	UNCW	58 67	
									243 H	Richmond	52 61	
									255 H	Furman	71 61	
									293 H	High Point	82 72	
									298 A	Massachusetts	63 59	
									298 H	Massachusetts	60 61	
LAST 12 Division I GAMES:												
			298 A	Massachusetts	63 59	54 A	George Washington	62 76				
			61 H	Dayton	52 68	298 H	Massachusetts	60 61				
			243 H	Richmond	52 61	107 A	Duquesne	51 73				
			216 A	St. Bonaventure	51 70	113 A	Fordham	72 85				
			169 H	La Salle	58 65	120 H	Saint Louis	69 106				
			155 H	George Mason	58 54	103 H	Mercer	60 67				

Non-Div I Games:

Davidson

■ Loss,
■ Non-Conf,
■ S Site,
■ H Home
■ A Away
N Neutral

Average RPI Win:	181	WON-LOST	WINNING	LAST 10	STRENGTH OF	OPP. STRENGTH	TEAM	ADJ.	CONF.	ADJ CONF.
Average RPI Loss:	63	RECORD	PCT. RANK	GAMES	SCHEDULE	OF SCHEDULE	RPI	RPI	RPI	RPI
DIV. I ONLY	16- 7	73	10- 0	110	75	61	61	12	12	
DIV. I NON-CONF.	6- 6	165	1- 1	60	18	92	92	12	12	
TOTALS	RPI 1-25	RPI 26-50	W-L RECORDS	RPI 51-100	RPI 101-150	RPI 150+				
16- 7	1- 2	0- 2	OVERALL	1- 2	5- 0	9- 1				
5- 3	0- 0	0- 1	HOME	1- 1	1- 0	3- 1				
8- 2	0- 1	0- 0	AWAY	0- 1	3- 0	5- 0				
3- 2	1- 1	0- 1	NEUTRAL	0- 0	1- 0	1- 0				
6- 6	1- 2	0- 2	NON-CONFERENCE	0- 2	1- 0	4- 0				
1- 2	0- 0	0- 1	HOME	0- 1	0- 0	1- 0				
2- 2	0- 1	0- 0	AWAY	0- 1	0- 0	2- 0				
3- 2	1- 1	0- 1	NEUTRAL	0- 0	1- 0	1- 0				
10- 1	0- 0	0- 0	CONFERENCE	1- 0	4- 0	5- 1				
4- 1	0- 0	0- 0	HOME	1- 0	1- 0	2- 1				
6- 0	0- 0	0- 0	AWAY	0- 0	3- 0	3- 0				
0- 0	0- 0	0- 0	NEUTRAL	0- 0	0- 0	0- 0				

RPI 1-25				RPI 26-50				RPI 51-100 Team's RPI: 61				RPI 101+			
RPI	S	Opponent	Score	RPI	S	Opponent	Score	RPI	S	Opponent	Score	RPI	S	Opponent	Score
1	A	UConn	65 98	42	N	Georgia Tech	68 81	54	H	George Washington	50 48	107	A	Duquesne	75 64
20	N	Texas A&M	74 57	49	H	Quinnipiac	60 63	69	A	Virginia	56 66	111	H	Saint Joseph's	64 59
22	N	Creighton	53 56					87	H	Toledo	72 76	120	A	Saint Louis	78 67
												123	A	VCU	68 48
												133	N	Old Dominion	77 69
												155	A	George Mason	60 48
												169	H	La Salle	51 54
												174	A	Princeton	62 56
												202	A	Wisconsin	83 64
												216	A	St. Bonaventure	62 60
												265	N	Liberty	82 53
												279	A	Davidson	68 52
												298	H	Massachusetts	77 65
												299	H	Rhode Island	81 51
												347	H	Morgan St.	61 42
LAST 12 Division I GAMES:															
123	A	VCU	68 48	107	A	Duquesne	75 64								
279	A	Davidson	68 52	54	H	George Washington	50 48								
299	H	Rhode Island	81 51	216	A	St. Bonaventure	62 60								
155	A	George Mason	60 48	298	H	Massachusetts	77 65								
111	H	Saint Joseph's	64 59	69	A	Virginia	56 66								
120	A	Saint Louis	78 67	265	N	Liberty	82 53								

Non-Div I Games:

Dayton

■ Loss,
 ■ Non-Conf, S Site,
 ■ Home
 ■ Away
 N Neutral

Through Games of Feb. 9, 1917.										
Average RPI Win:	141	WON-LOST	WINNING	LAST 10	STRENGTH OF	OPP. STRENGTH	TEAM	ADJ.	CONF.	ADJ CONF.
Average RPI Loss:	15	RECORD	PCT. RANK	GAMES	SCHEDULE	OF SCHEDULE	RPI	RPI	RPI	RPI
DIV. I ONLY	20- 5	21	9- 1	33	43	15	15	7	7	
DIV. I NON-CONF.	8- 4	97	0- 0	17	13	33	33	7	7	

TOTALS	RPI 1-25	RPI 26-50		W-L RECORDS		RPI 51-100	RPI 101-150	RPI 150+		
20- 5	2- 4	2- 1		OVERALL		5- 0	0- 0	11- 0		
11- 2	1- 1	0- 1		HOME		2- 0	0- 0	8- 0		
7- 2	1- 2	1- 0		AWAY		2- 0	0- 0	3- 0		
2- 1	0- 1	1- 0		NEUTRAL		1- 0	0- 0	0- 0		
8- 4	0- 4	1- 0		NON-CONFERENCE		2- 0	0- 0	5- 0		
5- 1	0- 1	0- 0		HOME		1- 0	0- 0	4- 0		
1- 2	0- 2	0- 0		AWAY		0- 0	0- 0	1- 0		
2- 1	0- 1	1- 0		NEUTRAL		1- 0	0- 0	0- 0		
12- 1	2- 0	1- 1		CONFERENCE		3- 0	0- 0	6- 0		
6- 1	1- 0	0- 1		HOME		1- 0	0- 0	4- 0		
6- 0	1- 0	1- 0		AWAY		2- 0	0- 0	2- 0		
0- 0	0- 0	0- 0		NEUTRAL		0- 0	0- 0	0- 0		

RPI	S	Opponent	Score
1	A	UConn	46 91
2	H	Notre Dame	61 75
8	N	Baylor	72 104
22	A	Creighton	60 56
22	H	Creighton	79 65
23	A	Temple	74 84

RPI	S	Opponent	Score
34	N	Syracuse	108 84
43	H	Marquette	101 102
47	A	Georgetown	76 53

RPI	S	Opponent	Score
51	H	Northwestern	89 66
66	A	St. John's (NY)	78 66
66	H	St. John's (NY)	54 51
67	A	Villanova	80 50
82	N	Western Ky.	77 69

RPI	S	Opponent	Score
171	A	Providence	64 55
171	H	Providence	61 56
172	H	Xavier	85 69
180	A	Seton Hall	96 65
180	H	Seton Hall	86 60
186	H	Appalachian St.	99 58
204	H	UAB	90 80
237	H	Butler	100 69
261	H	UT Martin	100 68
285	H	Prairie View	94 62
316	A	Loyola Chicago	107 46

LAST 12 Division I GAMES:

180	H	Seton Hall	86 60	237	H	Butler	100 69
66	H	St. John's (NY)	54 51	66	A	St. John's (NY)	78 66
171	A	Providence	64 55	180	A	Seton Hall	96 65
22	A	Creighton	60 56	22	H	Creighton	79 65
43	H	Marquette	101 102	171	H	Providence	61 56
172	H	Xavier	85 69	67	A	Villanova	80 50

Non-Div I Games:

DePaul

■ Loss,
 ■ Non-Conf, S Site,
 ■ Home
 ■ Away
 N Neutral

Delaware

Through Games Of Feb. 6, 2017

Average RPI Win:	190	WON-LOST	WINNING	LAST 10	STRENGTH OF	OPP. STRENGTH	TEAM	ADJ.	CONF.	ADJ CONF.
Average RPI Loss:	95	RECORD	PCT. RANK	GAMES	SCHEDULE	OF SCHEDULE	RPI	RPI	RPI	RPI
DIV. I ONLY	13- 9	126	7- 3	77	152	114	114	8	8	
DIV. I NON-CONF.	6- 5	148	0- 1	83	262	150	150	8	8	
TOTALS	RPI 1-25	RPI 26-50	W-L RECORDS	RPI 51-100	RPI 101-150	RPI 150+				
13- 9	0- 0	0- 4	OVERALL	0- 1	1- 2	12- 2				
7- 6	0- 0	0- 2	HOME	0- 1	0- 1	7- 2				
6- 1	0- 0	0- 1	AWAY	0- 0	1- 0	5- 0				
0- 2	0- 0	0- 1	NEUTRAL	0- 0	0- 1	0- 0				
6- 5	0- 0	0- 2	NON-CONFERENCE	0- 0	0- 1	6- 2				
4- 3	0- 0	0- 1	HOME	0- 0	0- 0	4- 2				
2- 0	0- 0	0- 0	AWAY	0- 0	0- 0	2- 0				
0- 2	0- 0	0- 1	NEUTRAL	0- 0	0- 1	0- 0				
7- 4	0- 0	0- 2	CONFERENCE	0- 1	1- 1	6- 0				
3- 3	0- 0	0- 1	HOME	0- 1	0- 1	3- 0				
4- 1	0- 0	0- 1	AWAY	0- 0	1- 0	3- 0				
0- 0	0- 0	0- 0	NEUTRAL	0- 0	0- 0	0- 0				

RPI S	Opponent	Score	RPI S	Opponent	Score	RPI S	Opponent	Score	RPI S	Opponent	Score	Team's RPI: 114
28	A Elon	42 69	41	H James Madison	51 66	72	H Drexel	44 54	136	A William & Mary	68 54	
46	N Michigan St.	64 81	47	H Georgetown	46 54				136	H William & Mary	49 60	
									146	N Detroit	64 66	
									155	H George Mason	67 51	
									164	A Towson	73 67	
									166	H Hartford	66 67	
									170	H Army West Point	47 61	
									174	H Princeton	66 62	
									175	A American	56 55	
									178	H Col. of Charleston	71 66	
									182	A Hofstra	73 56	
									185	H Northeastern	65 53	
									216	H St. Bonaventure	43 40	
									217	H Robert Morris	67 65	
									221	A UNCW	63 52	
									221	H UNCW	57 40	
									241	A Loyola Maryland	47 45	
LAST 12 Division I GAMES:												
72	H Drexel	44 54	182	A Hofstra	73 56							
221	H UNCW	57 40	41	H James Madison	51 66							
164	A Towson	73 67	28	A Elon	42 69							
136	A William & Mary	68 54	221	A UNCW	63 52							
178	H Col. of Charleston	71 66	136	H William & Mary	49 60							
185	H Northeastern	65 53	166	H Hartford	66 67							

Non-Div I Games:

Delaware

Loss, Non-Conf, S Site, H Home A Away N Neutral

Average RPI Win:	342	WON-LOST	WINNING	LAST 10	STRENGTH OF	OPP. STRENGTH	TEAM	ADJ.	CONF.	ADJ CONF.
Average RPI Loss:	216	RECORD	PCT. RANK	GAMES	SCHEDULE	OF SCHEDULE	RPI	RPI	RPI	RPI
DIV. I ONLY	3- 21	335	2- 8	334	325	345	345	32	32	
DIV. I NON-CONF.	1- 12	332	0- 1	249	237	328	328	31	31	
TOTALS	RPI 1-25	RPI 26-50	W-L RECORDS	RPI 51-100	RPI 101-150	RPI 150+				
3- 21	0- 0	0- 1	OVERALL	0- 3	0- 2	3- 15				
1- 7	0- 0	0- 0	HOME	0- 1	0- 1	1- 5				
2- 14	0- 0	0- 1	AWAY	0- 2	0- 1	2- 10				
0- 0	0- 0	0- 0	NEUTRAL	0- 0	0- 0	0- 0				
1- 12	0- 0	0- 1	NON-CONFERENCE	0- 3	0- 2	1- 6				
0- 3	0- 0	0- 0	HOME	0- 1	0- 1	0- 1				
1- 9	0- 0	0- 1	AWAY	0- 2	0- 1	1- 5				
0- 0	0- 0	0- 0	NEUTRAL	0- 0	0- 0	0- 0				
2- 9	0- 0	0- 0	CONFERENCE	0- 0	0- 0	2- 9				
1- 4	0- 0	0- 0	HOME	0- 0	0- 0	1- 4				
1- 5	0- 0	0- 0	AWAY	0- 0	0- 0	1- 5				
0- 0	0- 0	0- 0	NEUTRAL	0- 0	0- 0	0- 0				

RPI S	Opponent	Score	RPI S	Opponent	Score	RPI S	Opponent	Score	RPI S	Opponent	Score	Team's RPI: 345
44	A Virginia Tech	48 88	71	A Iowa St.	57 88	136	A William & Mary	48 82				
			72	A Drexel	44 69	146	H Detroit	71 90				
			92	H Cornell	51 72	154	H Hampton	52 83				
						169	A La Salle	38 78				
						172	A Xavier	53 86				
						182	A Hofstra	44 64				
						247	A Bethune-Cookman	58 72				
						259	A Savannah St.	57 64				
						268	H Norfolk St.	74 82				
						278	A N.C. A&T	44 83				
						278	H N.C. A&T	60 68				
						306	H NJIT	43 57				
						312	A Lehigh	80 91				
						335	A Longwood	77 88				
						340	A Florida A&M	61 69				
						340	H Florida A&M	56 65				
						341	A South Carolina St.	72 70				
						342	A Wagner	61 49				
						344	A N.C. Central	63 68				
						344	H N.C. Central	55 51				
LAST 12 Division I GAMES:												
340	A Florida A&M	61 69	341	A South Carolina St.	72 70							
247	A Bethune-Cookman	58 72	268	H Norfolk St.	74 82							
278	H N.C. A&T	60 68	154	H Hampton	52 83							
344	H N.C. Central	55 51	344	A N.C. Central	63 68							
340	H Florida A&M	56 65	278	A N.C. A&T	44 83							
259	A Savannah St.	57 64	92	H Cornell	51 72							

Non-Div I Games:

Delaware St.

■ Loss,
 ■ Non-Conf,
 ■ S Site,
 ■ H Home
 ■ A Away
 N Neutral

Average RPI Win:	291	WON-LOST	WINNING	LAST 10	STRENGTH OF	OPP. STRENGTH	TEAM	ADJ.	CONF.	ADJ CONF.
Average RPI Loss:	150	RECORD	PCT. RANK	GAMES	SCHEDULE	OF SCHEDULE	RPI	RPI	RPI	RPI
DIV. I ONLY	6- 17	295	3- 7	229	238	302	302	11	11	
DIV. I NON-CONF.	3- 10	280	0- 2	286	310	332	332	10	10	
TOTALS	RPI 1-25	RPI 26-50	W-L RECORDS	RPI 51-100	RPI 101-150	RPI 150+				
6- 17	0- 0	0- 1	OVERALL	0- 6	1- 2	5- 8				
4- 6	0- 0	0- 1	HOME	0- 1	0- 0	4- 4				
2- 10	0- 0	0- 0	AWAY	0- 2	1- 1	1- 1				
0- 1	0- 0	0- 0	NEUTRAL	0- 1	0- 0	0- 0				
3- 10	0- 0	0- 0	NON-CONFERENCE	0- 2	0- 2	3- 6				
3- 2	0- 0	0- 0	HOME	0- 0	0- 0	3- 2				
0- 7	0- 0	0- 0	AWAY	0- 1	0- 2	0- 4				
0- 1	0- 0	0- 0	NEUTRAL	0- 1	0- 0	0- 0				
3- 7	0- 0	0- 1	CONFERENCE	0- 4	1- 0	2- 2				
1- 4	0- 0	0- 1	HOME	0- 1	0- 0	1- 2				
2- 3	0- 0	0- 0	AWAY	0- 3	1- 0	1- 0				
0- 0	0- 0	0- 0	NEUTRAL	0- 0	0- 0	0- 0				

D
e
n
v
e
rD
e
n
v
e
r

RPI S	Opponent	Score	RPI S	Opponent	Score	RPI S	Opponent	Score	RPI S	Opponent	Score	Team's RPI: 302
			39 H	South Dakota St.	63 72	57 N	UNI	68 79	104 A	Wyoming	49 59	
						60 A	South Dakota	64 70	108 A	Northern Colo.	48 68	
						60 H	South Dakota	44 53	138 A	Oral Roberts	47 45	
						65 A	Colorado St.	49 76	163 H	Omaha	73 82	
						76 A	IUPUI	49 71	185 H	Northeastern	69 72	
						89 A	Western Ill.	62 87	190 A	Idaho St.	64 65	
									215 H	Seattle U	72 75	
									223 A	Grand Canyon	70 73	
									282 H	North Dakota St.	80 86	
									296 A	Northern Ariz.	67 82	
									308 H	Pepperdine	75 67	
									313 H	Air Force	65 52	
									324 A	Fort Wayne	78 72	
									324 H	Fort Wayne	78 50	
									331 A	Utah Valley	58 72	
									338 H	Cal St. Fullerton	77 58	
LAST 12 Division I GAMES:												
324 H	Fort Wayne	78 50	324 A	Fort Wayne	78 72							
60 H	South Dakota	44 53	89 A	Western Ill.	62 87							
138 A	Oral Roberts	47 45	282 H	North Dakota St.	80 86							
163 H	Omaha	73 82	60 A	South Dakota	64 70							
39 H	South Dakota St.	63 72	185 H	Northeastern	69 72							
76 A	IUPUI	49 71	215 H	Seattle U	72 75							

Non-Div I Games:

Denver

Average RPI Win: 221	WON-LOST	WINNING	LAST 10	STRENGTH OF	OPP. STRENGTH	TEAM	ADJ.	CONF.	ADJ CONF.
Average RPI Loss: 136	RECORD	PCT. RANK	GAMES	SCHEDULE	OF SCHEDULE	RPI	RPI	RPI	RPI
DIV. I ONLY	13- 10	135	7- 3	195	183	146	146	20	20
DIV. I NON-CONF.	4- 7	224	0- 0	259	93	218	218	20	20
TOTALS	RPI 1-25	RPI 26-50	W-L RECORDS	RPI 51-100	RPI 101-150	RPI 150+			
13- 10	0- 0	1- 1	OVERALL	0- 2	2- 2	10- 5			
8- 2	0- 0	1- 0	HOME	0- 0	1- 0	6- 2			
4- 8	0- 0	0- 1	AWAY	0- 2	0- 2	4- 3			
1- 0	0- 0	0- 0	NEUTRAL	0- 0	1- 0	0- 0			
4- 7	0- 0	0- 0	NON-CONFERENCE	0- 2	2- 1	2- 4			
1- 2	0- 0	0- 0	HOME	0- 0	1- 0	0- 2			
2- 5	0- 0	0- 0	AWAY	0- 2	0- 1	2- 2			
1- 0	0- 0	0- 0	NEUTRAL	0- 0	1- 0	0- 0			
9- 3	0- 0	1- 1	CONFERENCE	0- 0	0- 1	8- 1			
7- 0	0- 0	1- 0	HOME	0- 0	0- 0	6- 0			
2- 3	0- 0	0- 1	AWAY	0- 0	0- 1	2- 1			
0- 0	0- 0	0- 0	NEUTRAL	0- 0	0- 0	0- 0			

RPI S	Opponent	Score	RPI S	Opponent	Score	RPI S	Opponent	Score	RPI S	Opponent	Score	Team's RPI: 146
33	A Green Bay	55 60	33	H Green Bay	76 72	52	A Minnesota	91 111	106	H Kent St.	73 52	
						87	A Toledo	66 72	114	N Delaware	66 64	
									132	A East Carolina	81 83	
									143	A Wright St.	69 77	
									155	H George Mason	54 55	
									160	A Oakland	80 71	
									162	H Western Mich.	65 75	
									173	A Milwaukee	69 81	
									173	H Milwaukee	77 63	
									194	H Cleveland St.	66 54	
									197	A CSUN	67 76	
									227	A Bradley	60 70	
									262	A Northern Ky.	55 53	
									262	H Northern Ky.	57 49	
									264	A Eastern Mich.	77 64	
									314	H Youngstown St.	80 63	
									320	H Valparaiso	85 60	
									326	H Ill.-Chicago	98 76	
									345	A Delaware St.	90 71	
LAST 12 Division I GAMES:												
33	H Green Bay	76 72	262	H Northern Ky.	57 49							
173	H Milwaukee	77 63	173	A Milwaukee	69 81							
262	A Northern Ky.	55 53	33	A Green Bay	55 60							
143	A Wright St.	69 77	160	A Oakland	80 71							
194	H Cleveland St.	66 54	326	H Ill.-Chicago	98 76							
314	H Youngstown St.	80 63	320	H Valparaiso	85 60							

Non-Div I Games:

Detroit

Drake

Through Games Of Feb. 6, 2017

Average RPI Win:	180	WON-LOST	WINNING	LAST 10	STRENGTH OF	OPP. STRENGTH	TEAM	ADJ.	CONF.	ADJ CONF.
Average RPI Loss:	38	RECORD	PCT. RANK	GAMES	SCHEDULE	OF SCHEDULE	RPI	RPI	RPI	RPI
DIV. I ONLY	17- 4	18	10- 0	96	107	32	32	16	16	
DIV. I NON-CONF.	6- 4	126	1- 0	13	19	21	21	14	14	
TOTALS	RPI 1-25	RPI 26-50	W-L RECORDS	RPI 51-100	RPI 101-150	RPI 150+				
17- 4	0- 2	1- 1	OVERALL	2- 1	3- 0	11- 0				
7- 0	0- 0	1- 0	HOME	1- 0	1- 0	4- 0				
9- 3	0- 1	0- 1	AWAY	1- 1	1- 0	7- 0				
1- 1	0- 1	0- 0	NEUTRAL	0- 0	1- 0	0- 0				
6- 4	0- 2	1- 1	NON-CONFERENCE	1- 1	3- 0	1- 0				
3- 0	0- 0	1- 0	HOME	1- 0	1- 0	0- 0				
2- 3	0- 1	0- 1	AWAY	0- 1	1- 0	1- 0				
1- 1	0- 1	0- 0	NEUTRAL	0- 0	1- 0	0- 0				
11- 0	0- 0	0- 0	CONFERENCE	1- 0	0- 0	10- 0				
4- 0	0- 0	0- 0	HOME	0- 0	0- 0	4- 0				
7- 0	0- 0	0- 0	AWAY	1- 0	0- 0	6- 0				
0- 0	0- 0	0- 0	NEUTRAL	0- 0	0- 0	0- 0				

RPI 1-25				RPI 26-50				Team's RPI: 32	RPI 51-100				RPI 101+			
RPI	S	Opponent	Score	RPI	S	Opponent	Score		RPI	S	Opponent	Score	RPI	S	Opponent	Score
22	A	Creighton	77 80	33	A	Green Bay	48 71		57	A	UNI	88 79	104	H	Wyoming	63 50
25	N	Auburn	80 85	50	H	Iowa	81 76		71	A	Iowa St.	67 75	139	A	North Dakota	99 91
									77	H	Northern Ill.	95 86	144	N	Eastern Wash.	93 78
													152	A	Missouri St.	90 64
													179	A	Nebraska	84 70
													183	A	Southern Ill.	71 60
													183	H	Southern Ill.	75 59
													193	A	Wichita St.	83 78
													198	H	Indiana St.	76 62
													227	A	Bradley	93 60
													269	A	Evansville	73 48
													269	H	Evansville	82 65
													316	H	Loyola Chicago	89 46
													319	A	Illinois St.	87 36
LAST 12 Division I GAMES:																
269	A	Evansville	73 48	227	A	Bradley	93 60									
183	A	Southern Ill.	71 60	183	H	Southern Ill.	75 59									
57	A	UNI	88 79	269	H	Evansville	82 65									
198	H	Indiana St.	76 62	152	A	Missouri St.	90 64									
316	H	Loyola Chicago	89 46	193	A	Wichita St.	83 78									
319	A	Illinois St.	87 36	144	N	Eastern Wash.	93 78									

Non-Div I Games: Clarke 118 43

Drake

■ Loss,
 ■ Non-Conf, S Site,
 ■ Home
 ■ Away
 N Neutral

Average RPI Win:	181	WON-LOST	WINNING	LAST 10	STRENGTH OF	OPP. STRENGTH	TEAM	ADJ.	CONF.	ADJ CONF.
Average RPI Loss:	74	RECORD	PCT. RANK	GAMES	SCHEDULE	OF SCHEDULE	RPI	RPI	RPI	RPI
DIV. I ONLY	16- 6	54	6- 4	194	78	72	72	8	8	
DIV. I NON-CONF.	9- 2	37	1- 0	237	114	71	71	8	8	
TOTALS	RPI 1-25	RPI 26-50	W-L RECORDS	RPI 51-100	RPI 101-150	RPI 150+				
16- 6	0- 0	1- 3	OVERALL	2- 1	2- 1	11- 1				
9- 1	0- 0	1- 1	HOME	1- 0	1- 0	6- 0				
5- 5	0- 0	0- 2	AWAY	1- 1	1- 1	3- 1				
2- 0	0- 0	0- 0	NEUTRAL	0- 0	0- 0	2- 0				
9- 2	0- 0	1- 0	NON-CONFERENCE	2- 1	1- 1	5- 0				
5- 0	0- 0	1- 0	HOME	1- 0	1- 0	2- 0				
2- 2	0- 0	0- 0	AWAY	1- 1	0- 1	1- 0				
2- 0	0- 0	0- 0	NEUTRAL	0- 0	0- 0	2- 0				
7- 4	0- 0	0- 3	CONFERENCE	0- 0	1- 0	6- 1				
4- 1	0- 0	0- 1	HOME	0- 0	0- 0	4- 0				
3- 3	0- 0	0- 2	AWAY	0- 0	1- 0	2- 1				
0- 0	0- 0	0- 0	NEUTRAL	0- 0	0- 0	0- 0				

RPI 1-25				RPI 26-50				RPI 51-100				Team's RPI: 72	RPI 101+			
RPI	S	Opponent	Score	RPI	S	Opponent	Score	RPI	S	Opponent	Score		RPI	S	Opponent	Score
				28	A	Elon	65 75	58	A	Bucknell	66 78		109	A	Vanderbilt	63 73
				28	H	Elon	45 48	84	H	Penn St.	83 60		111	H	Saint Joseph's	60 49
				34	H	Syracuse	62 61	92	A	Cornell	63 53		114	A	Delaware	54 44
				41	A	James Madison	47 54						155	N	George Mason	82 71
													164	H	Towson	58 48
													178	A	Col. of Charleston	75 79
													178	H	Col. of Charleston	70 57
													182	H	Hofstra	65 43
													185	A	Northeastern	63 33
													185	H	Northeastern	74 51
													219	H	Niagara	69 57
													221	A	UNCW	71 38
													298	N	Massachusetts	65 47
													322	A	Lafayette	81 39
													345	H	Delaware St.	69 44
LAST 12 Division I GAMES:																
				114	A	Delaware	54 44	28	A	Elon	65 75					
				178	A	Col. of Charleston	75 79	221	A	UNCW	71 38					
				185	H	Northeastern	74 51	185	A	Northeastern	63 33					
				41	A	James Madison	47 54	28	H	Elon	45 48					
				182	H	Hofstra	65 43	164	H	Towson	58 48					
				178	H	Col. of Charleston	70 57	298	N	Massachusetts	65 47					

Non-Div I Games:

Drexel

■ Loss,
 ■ Non-Conf,
 ■ S Site,
 ■ Home
 ■ A Away
 N Neutral

Average RPI Win: 120	WON-LOST	WINNING	LAST 10	STRENGTH OF	OPP. STRENGTH	TEAM	ADJ.	CONF.	ADJ CONF.
Average RPI Loss: 38	RECORD	PCT. RANK	GAMES	SCHEDULE	OF SCHEDULE	RPI	RPI	RPI	RPI
DIV. I ONLY	20- 4	11	7- 3	34	15	10	10	3	3
DIV. I NON-CONF.	12- 1	7	1- 0	108	35	11	11	4	4
TOTALS	RPI 1-25	RPI 26-50	W-L RECORDS	RPI 51-100	RPI 101-150	RPI 150+			
20- 4	3- 2	3- 1	OVERALL	4- 0	4- 1	6- 0			
13- 0	3- 0	2- 0	HOME	3- 0	3- 0	2- 0			
7- 4	0- 2	1- 1	AWAY	1- 0	1- 1	4- 0			
0- 0	0- 0	0- 0	NEUTRAL	0- 0	0- 0	0- 0			
12- 1	2- 0	1- 0	NON-CONFERENCE	1- 0	3- 1	5- 0			
8- 0	2- 0	1- 0	HOME	1- 0	2- 0	2- 0			
4- 1	0- 0	0- 0	AWAY	0- 0	1- 1	3- 0			
0- 0	0- 0	0- 0	NEUTRAL	0- 0	0- 0	0- 0			
8- 3	1- 2	2- 1	CONFERENCE	3- 0	1- 0	1- 0			
5- 0	1- 0	1- 0	HOME	2- 0	1- 0	0- 0			
3- 3	0- 2	1- 1	AWAY	1- 0	0- 0	1- 0			
0- 0	0- 0	0- 0	NEUTRAL	0- 0	0- 0	0- 0			

RPI	S	Opponent	Score	RPI	S	Opponent	Score	RPI	S	Opponent	Score	RPI	S	Opponent	Score
2	A	Notre Dame	58 62	28	H	Elon	68 61	59	H	Wake Forest	71 43	102	A	Long Beach St.	83 46
3	H	South Carolina	74 63	36	A	North Carolina St.	52 55	67	H	Villanova	68 50	109	A	Vanderbilt	73 77
5	A	Florida St.	45 69	42	A	Georgia Tech	75 68	69	A	Virginia	70 51	112	H	Clemson	65 37
13	H	Louisville	58 55	44	H	Virginia Tech	84 59	86	H	North Carolina	70 58	119	H	Penn	68 55
16	H	Kentucky	69 54									133	H	Old Dominion	92 64
												177	A	Boston College	67 44
												189	A	Rutgers	68 32
												223	H	Grand Canyon	90 47
												265	A	Liberty	98 38
												308	A	Pepperdine	99 65
												335	H	Longwood	105 48
LAST 12 Division I GAMES:															
69	A	Virginia	70 51	36	A	North Carolina St.	52 55								
112	H	Clemson	65 37	86	H	North Carolina	70 58								
59	H	Wake Forest	71 43	5	A	Florida St.	45 69								
2	A	Notre Dame	58 62	42	A	Georgia Tech	75 68								
177	A	Boston College	67 44	13	H	Louisville	58 55								
44	H	Virginia Tech	84 59	16	H	Kentucky	69 54								

Non-Div I Games:

Duke

■ Loss,
 ■ Non-Conf, S Site,
 ■ Home
 ■ Away
 N Neutral

Average RPI Win:	193	WON-LOST	WINNING	LAST 10	STRENGTH OF	OPP. STRENGTH	TEAM	ADJ.	CONF.	ADJ CONF.
Average RPI Loss:	95	RECORD	PCT. RANK	GAMES	SCHEDULE	OF SCHEDULE	RPI	RPI	RPI	RPI
DIV. I ONLY	13- 12	167	3- 3	68	128	107	107	12	12	
DIV. I NON-CONF.	7- 6	157	0- 1	44	137	91	91	12	12	
TOTALS	RPI 1-25	RPI 26-50	W-L RECORDS	RPI 51-100	RPI 101-150	RPI 150+				
13- 12	0- 1	0- 3	OVERALL	2- 4	3- 2	8- 2				
7- 5	0- 1	0- 0	HOME	0- 4	2- 0	5- 0				
5- 7	0- 0	0- 3	AWAY	2- 0	1- 2	2- 2				
1- 0	0- 0	0- 0	NEUTRAL	0- 0	0- 0	1- 0				
7- 6	0- 1	0- 3	NON-CONFERENCE	1- 2	2- 0	4- 0				
3- 3	0- 1	0- 0	HOME	0- 2	1- 0	2- 0				
3- 3	0- 0	0- 3	AWAY	1- 0	1- 0	1- 0				
1- 0	0- 0	0- 0	NEUTRAL	0- 0	0- 0	1- 0				
6- 6	0- 0	0- 0	CONFERENCE	1- 2	1- 2	4- 2				
4- 2	0- 0	0- 0	HOME	0- 2	1- 0	3- 0				
2- 4	0- 0	0- 0	AWAY	1- 0	0- 2	1- 2				
0- 0	0- 0	0- 0	NEUTRAL	0- 0	0- 0	0- 0				

RPI	S	Opponent	Score	RPI	S	Opponent	Score	RPI	S	Opponent	Score	RPI	S	Opponent	Score	Team's RPI: 107
17	H	Maryland	57 77	31	A	Ohio St.	69 89	54	A	George Washington	73 63	111	A	Saint Joseph's	58 60	
				40	A	California	66 86	54	H	George Washington	40 75	113	A	Fordham	51 64	
				45	A	Ohio	46 64	61	H	Dayton	64 75	120	H	Saint Louis	94 65	
								66	A	St. John's (NY)	71 65	141	H	Pittsburgh	63 54	
								68	H	Buffalo	69 71	147	A	Iona	61 58	
								91	H	Charlotte	63 77	155	H	George Mason	76 57	
												169	A	La Salle	76 68	
												211	A	Akron	67 57	
												216	A	St. Bonaventure	56 69	
												243	H	Richmond	73 61	
												279	H	Davidson	73 51	
												286	N	Western Caro.	65 50	
												298	A	Massachusetts	67 75	
												312	H	Lehigh	63 49	
												322	H	Lafayette	67 52	
LAST 12 Division I GAMES:																
40	A	California	66 86	120	H	Saint Louis	94 65	298	A	Massachusetts	67 75					
155	H	George Mason	76 57	61	H	Dayton	64 75	279	H	Davidson	73 51					
111	A	Saint Joseph's	58 60	169	A	La Salle	76 68	54	H	George Washington	40 75					
54	A	George Washington	73 63													
243	H	Richmond	73 61													
216	A	St. Bonaventure	56 69													

Non-Div I Games:

Duquesne

■ Loss,
 ■ Non-Conf,
 S Site,
 ■ Home
 ■ Away
 N Neutral

Average RPI Win:	250	WON-LOST	WINNING	LAST 10	STRENGTH OF	OPP. STRENGTH	TEAM	ADJ.	CONF.	ADJ CONF.
Average RPI Loss:	127	RECORD	PCT. RANK	GAMES	SCHEDULE	OF SCHEDULE	RPI	RPI	RPI	RPI
DIV. I ONLY	14- 10	131	7- 3	257	168	187	187	18	18	
DIV. I NON-CONF.	8- 7	164	2- 1	300	133	224	224	21	21	
TOTALS	RPI 1-25	RPI 26-50	W-L RECORDS	RPI 51-100	RPI 101-150	RPI 150+				
14- 10	0- 1	0- 1	OVERALL	0- 1	1- 4	13- 3				
7- 5	0- 1	0- 1	HOME	0- 0	1- 2	6- 1				
6- 4	0- 0	0- 0	AWAY	0- 1	0- 1	6- 2				
1- 1	0- 0	0- 0	NEUTRAL	0- 0	0- 1	1- 0				
8- 7	0- 1	0- 1	NON-CONFERENCE	0- 0	1- 2	7- 3				
4- 4	0- 1	0- 1	HOME	0- 0	1- 1	3- 1				
3- 2	0- 0	0- 0	AWAY	0- 0	0- 0	3- 2				
1- 1	0- 0	0- 0	NEUTRAL	0- 0	0- 1	1- 0				
6- 3	0- 0	0- 0	CONFERENCE	0- 1	0- 2	6- 0				
3- 1	0- 0	0- 0	HOME	0- 0	0- 1	3- 0				
3- 2	0- 0	0- 0	AWAY	0- 1	0- 1	3- 0				
0- 0	0- 0	0- 0	NEUTRAL	0- 0	0- 0	0- 0				

RPI 1-25				RPI 26-50				RPI 51-100				RPI 101+ Team's RPI: 187			
RPI	S	Opponent	Score	RPI	S	Opponent	Score	RPI	S	Opponent	Score	RPI	S	Opponent	Score
14	H	Tennessee	58 83	28	H	Elon	51 79	95	A	Chattanooga	45 60	103	A	Mercer	55 72
												103	H	Mercer	56 71
												109	H	Vanderbilt	72 80
												118	N	Maine	48 61
												133	H	Old Dominion	70 60
												186	H	Appalachian St.	68 71
												222	A	Campbell	56 55
												226	A	Samford	69 57
												226	H	Samford	61 56
												237	A	Butler	68 59
												238	A	Wofford	77 69
												246	H	Murray St.	79 60
												248	A	Austin Peay	74 77
												254	H	UNCG	60 52
												255	A	Furman	74 64
												262	A	Northern Ky.	56 62
												276	A	Tennessee Tech	82 76
												279	H	Davidson	76 56
												286	H	Western Caro.	76 57
												292	N	Coppin St.	70 58
												323	H	Winthrop	62 45
LAST 12 Division I GAMES:															
103	H	Mercer	56 71	95	A	Chattanooga	45 60	226	A	Samford	69 57	103	A	Mercer	55 72
226	H	Samford	61 56	226	A	Samford	69 57	133	H	Old Dominion	70 60	292	N	Coppin St.	70 58
238	A	Wofford	77 69	103	A	Mercer	55 72	118	N	Maine	48 61				
255	A	Furman	74 64	276	A	Tennessee Tech	82 76								
286	H	Western Caro.	76 57	279	H	Davidson	76 56								
254	H	UNCG	60 52	286	H	Western Caro.	76 57								

Non-Div I Games:

ETSU

■ Loss,
■ Non-Conf,
■ S Site,
■ H Home
■ A Away
N Neutral

East Carolina

Through Games Of Feb. 6, 2017

Average RPI Win:	199	WON-LOST	WINNING	LAST 10	STRENGTH OF	OPP. STRENGTH	TEAM	ADJ.	CONF.	ADJ CONF.
Average RPI Loss:	76	RECORD	PCT. RANK	GAMES	SCHEDULE	OF SCHEDULE	RPI	RPI	RPI	RPI
DIV. I ONLY	9- 13	222	1- 9	35	92	132	132	5	5	
DIV. I NON-CONF.	8- 4	97	1- 1	96	277	90	90	5	5	
TOTALS	RPI 1-25	RPI 26-50	W-L RECORDS	RPI 51-100	RPI 101-150	RPI 150+				
9- 13	0- 4	0- 2	OVERALL	0- 2	3- 3	6- 2				
6- 5	0- 2	0- 1	HOME	0- 0	2- 1	4- 1				
1- 7	0- 2	0- 1	AWAY	0- 1	0- 2	1- 1				
2- 1	0- 0	0- 0	NEUTRAL	0- 1	1- 0	1- 0				
8- 4	0- 1	0- 0	NON-CONFERENCE	0- 2	2- 1	6- 0				
5- 1	0- 1	0- 0	HOME	0- 0	1- 0	4- 0				
1- 2	0- 0	0- 0	AWAY	0- 1	0- 1	1- 0				
2- 1	0- 0	0- 0	NEUTRAL	0- 1	1- 0	1- 0				
1- 9	0- 3	0- 2	CONFERENCE	0- 0	1- 2	0- 2				
1- 4	0- 1	0- 1	HOME	0- 0	1- 1	0- 1				
0- 5	0- 2	0- 1	AWAY	0- 0	0- 1	0- 1				
0- 0	0- 0	0- 0	NEUTRAL	0- 0	0- 0	0- 0				

RPI	S	Opponent	Score	RPI	S	Opponent	Score	RPI	S	Opponent	Score	RPI	S	Opponent	Score	Team's RPI: 132
1	A	UConn	45 90	27	A	South Fla.	48 79	64	N	West Virginia	47 79	101	H	SMU	58 57	
1	H	UConn	44 91	38	H	Tulane	45 61	91	A	Charlotte	64 79	129	N	Ball St.	82 69	
23	A	Temple	47 78									130	A	Tulsa	92 100	
25	H	Auburn	52 61									136	A	William & Mary	72 82	
												137	H	UCF	42 54	
												146	H	Detroit	83 81	
												157	A	Cincinnati	64 74	
												161	H	Houston	62 73	
												221	H	UNCW	75 65	
												232	N	Marist	70 68	
												233	H	Southern U.	62 55	
												240	H	UMES	66 58	
												243	A	Richmond	71 60	
												244	H	Presbyterian	54 46	
LAST 12 Division I GAMES:																
161	H	Houston	62 73	23	A	Temple	47 78									
130	A	Tulsa	92 100	101	H	SMU	58 57									
1	H	UConn	44 91	1	A	UConn	45 90									
157	A	Cincinnati	64 74	38	H	Tulane	45 61									
137	H	UCF	42 54	136	A	William & Mary	72 82									
27	A	South Fla.	48 79	233	H	Southern U.	62 55									

Non-Div I Games: Greensboro 107 40

East Carolina

Loss, Non-Conf, S Site, H Home A Away N Neutral

Average RPI Win:	282	WON-LOST	WINNING	LAST 10	STRENGTH OF	OPP. STRENGTH	TEAM	ADJ.	CONF.	ADJ CONF.
Average RPI Loss:	205	RECORD	PCT. RANK	GAMES	SCHEDULE	OF SCHEDULE	RPI	RPI	RPI	RPI
DIV. I ONLY	6- 15	283	4- 6	228	337	297	297	26	26	
DIV. I NON-CONF.	2- 8	288	0- 1	202	347	294	294	26	26	
TOTALS	RPI 1-25	RPI 26-50	W-L RECORDS	RPI 51-100	RPI 101-150	RPI 150+				
6- 15	0- 0	0- 0	OVERALL	0- 2	0- 2	6- 11				
3- 6	0- 0	0- 0	HOME	0- 1	0- 1	3- 4				
3- 9	0- 0	0- 0	AWAY	0- 1	0- 1	3- 7				
0- 0	0- 0	0- 0	NEUTRAL	0- 0	0- 0	0- 0				
2- 8	0- 0	0- 0	NON-CONFERENCE	0- 1	0- 2	2- 5				
0- 3	0- 0	0- 0	HOME	0- 0	0- 1	0- 2				
2- 5	0- 0	0- 0	AWAY	0- 1	0- 1	2- 3				
0- 0	0- 0	0- 0	NEUTRAL	0- 0	0- 0	0- 0				
4- 7	0- 0	0- 0	CONFERENCE	0- 1	0- 0	4- 6				
3- 3	0- 0	0- 0	HOME	0- 1	0- 0	3- 2				
1- 4	0- 0	0- 0	AWAY	0- 0	0- 0	1- 4				
0- 0	0- 0	0- 0	NEUTRAL	0- 0	0- 0	0- 0				

RPI 1-25				RPI 26-50				RPI 51-100				RPI 101+				Team's RPI: 297	
RPI	S	Opponent	Score	RPI	S	Opponent	Score	RPI	S	Opponent	Score	RPI	S	Opponent	Score		
								80	H	Belmont	58	77	134	A	Stetson	55	72
								89	A	Western Ill.	62	83	143	H	Wright St.	61	71
												157	A	Cincinnati	64	78	
												188	A	Morehead St.	62	66	
												194	H	Cleveland St.	56	66	
												198	H	Indiana St.	61	88	
												208	H	SIUE	59	75	
												235	A	Tennessee St.	58	69	
												246	A	Murray St.	74	92	
												248	H	Austin Peay	59	69	
												260	H	Jacksonville St.	71	67	
												261	H	UT Martin	80	70	
												269	A	Evansville	73	63	
												276	H	Tennessee Tech	54	46	
												283	A	Southeast Mo. St.	71	62	
												315	A	Eastern Ky.	85	88	
												319	A	Illinois St.	49	60	
												320	A	Valparaiso	68	73	
												340	A	Florida A&M	66	50	
LAST 12 Division I GAMES:																	
276	H	Tennessee Tech	54	46	246	A	Murray St.	74	92								
235	A	Tennessee St.	58	69	315	A	Eastern Ky.	85	88								
208	H	SIUE	59	75	188	A	Morehead St.	62	66								
283	A	Southeast Mo. St.	71	62	260	H	Jacksonville St.	71	67								
261	H	UT Martin	80	70	80	H	Belmont	58	77								
248	H	Austin Peay	59	69	157	A	Cincinnati	64	78								

Non-Div I Games: Ill.-Springfield 74 60 Millikin 97 54

Eastern Ill.

Loss, Non-Conf, S Site, H Home A Away N Neutral

Average RPI Win:	268	WON-LOST	WINNING	LAST 10	STRENGTH OF	OPP. STRENGTH	TEAM	ADJ.	CONF.	ADJ CONF.
Average RPI Loss:	201	RECORD	PCT. RANK	GAMES	SCHEDULE	OF SCHEDULE	RPI	RPI	RPI	RPI
DIV. I ONLY	7- 16	276	4- 6	289	299	315	315	26	26	
DIV. I NON-CONF.	2- 10	305	0- 1	307	292	341	341	26	26	
TOTALS	RPI 1-25	RPI 26-50	W-L RECORDS	RPI 51-100	RPI 101-150	RPI 150+				
7- 16	0- 0	0- 0	OVERALL	0- 2	0- 3	7- 11				
5- 4	0- 0	0- 0	HOME	0- 1	0- 0	5- 3				
1- 9	0- 0	0- 0	AWAY	0- 1	0- 3	1- 5				
1- 3	0- 0	0- 0	NEUTRAL	0- 0	0- 0	1- 3				
2- 10	0- 0	0- 0	NON-CONFERENCE	0- 1	0- 3	2- 6				
1- 3	0- 0	0- 0	HOME	0- 1	0- 0	1- 2				
0- 4	0- 0	0- 0	AWAY	0- 0	0- 3	0- 1				
1- 3	0- 0	0- 0	NEUTRAL	0- 0	0- 0	1- 3				
5- 6	0- 0	0- 0	CONFERENCE	0- 1	0- 0	5- 5				
4- 1	0- 0	0- 0	HOME	0- 0	0- 0	4- 1				
1- 5	0- 0	0- 0	AWAY	0- 1	0- 0	1- 4				
0- 0	0- 0	0- 0	NEUTRAL	0- 0	0- 0	0- 0				

RPI 1-25				RPI 26-50				RPI 51-100				RPI 101+ Team's RPI: 315			
RPI	S	Opponent	Score	RPI	S	Opponent	Score	RPI	S	Opponent	Score	RPI	S	Opponent	Score
								80	A	Belmont	58 74	106	A	Kent St.	67 80
								82	H	Western Ky.	63 90	120	A	Saint Louis	51 78
												143	A	Wright St.	73 85
												162	N	Western Mich.	59 74
												188	A	Morehead St.	54 80
												208	H	SIUE	75 63
												211	H	Akron	57 63
												220	N	Miami (OH)	54 65
												235	H	Tennessee St.	66 62
												246	A	Murray St.	64 70
												248	H	Austin Peay	80 71
												254	A	UNCG	66 81
												258	H	Bowling Green	57 55
												260	H	Jacksonville St.	49 54
												261	A	UT Martin	56 66
												276	A	Tennessee Tech	51 53
												283	A	Southeast Mo. St.	74 63
												286	H	Western Caro.	61 72
												297	H	Eastern Ill.	88 85
												324	N	Fort Wayne	59 68
												347	N	Morgan St.	66 58
LAST 12 Division I GAMES:															
246	A	Murray St.	64 70	235	H	Tennessee St.	66 62	80	A	Belmont	58 74				
261	A	UT Martin	56 66	297	H	Eastern Ill.	88 85	208	H	SIUE	75 63				
248	H	Austin Peay	80 71	283	A	Southeast Mo. St.	74 63	254	A	UNCG	66 81				
276	A	Tennessee Tech	51 53												
260	H	Jacksonville St.	49 54												
188	A	Morehead St.	54 80												

Non-Div I Games: Ohio Valley 88 30

Eastern Ky.

■ Loss,
 ■ Non-Conf,
 ■ S Site,
 ■ Home
 ■ A Away
 N Neutral

Average RPI Win:	281	WON-LOST	WINNING	LAST 10	STRENGTH OF	OPP. STRENGTH	TEAM	ADJ.	CONF.	ADJ CONF.
Average RPI Loss:	124	RECORD	PCT. RANK	GAMES	SCHEDULE	OF SCHEDULE	RPI	RPI	RPI	RPI
DIV. I ONLY	5- 16	303	1- 9	128	194	264	264	10	10	
DIV. I NON-CONF.	4- 7	224	1- 1	181	276	231	231	11	11	
TOTALS	RPI 1-25	RPI 26-50	W-L RECORDS	RPI 51-100	RPI 101-150	RPI 150+				
5- 16	0- 0	0- 2	OVERALL	0- 5	0- 4	5- 5				
3- 6	0- 0	0- 0	HOME	0- 2	0- 2	3- 2				
1- 8	0- 0	0- 1	AWAY	0- 3	0- 1	1- 3				
1- 2	0- 0	0- 1	NEUTRAL	0- 0	0- 1	1- 0				
4- 7	0- 0	0- 1	NON-CONFERENCE	0- 2	0- 2	4- 2				
2- 2	0- 0	0- 0	HOME	0- 0	0- 1	2- 1				
1- 3	0- 0	0- 0	AWAY	0- 2	0- 0	1- 1				
1- 2	0- 0	0- 1	NEUTRAL	0- 0	0- 1	1- 0				
1- 9	0- 0	0- 1	CONFERENCE	0- 3	0- 2	1- 3				
1- 4	0- 0	0- 0	HOME	0- 2	0- 1	1- 1				
0- 5	0- 0	0- 1	AWAY	0- 1	0- 1	0- 2				
0- 0	0- 0	0- 0	NEUTRAL	0- 0	0- 0	0- 0				

RPI S	Opponent	Score	RPI S	Opponent	Score	RPI S	Opponent	Score	RPI S	Opponent	Score	Team's RPI: 264
38 N	Tulane	50 62	59 A	Wake Forest	61 89	106 H	Kent St.	67 86				
45 A	Ohio	51 68	77 A	Northern Ill.	73 85	108 N	Northern Colo.	57 58				
			83 H	Central Mich.	63 104	129 A	Ball St.	49 78				
			87 H	Toledo	49 66	146 H	Detroit	64 77				
			94 A	Purdue	50 77	162 H	Western Mich.	67 76				
						188 A	Morehead St.	73 78				
						211 A	Akron	62 80				
						216 H	St. Bonaventure	75 56				
						220 A	Miami (OH)	61 72				
						224 H	Monmouth	68 75				
						258 H	Bowling Green	81 74				
						280 N	Georgia St.	69 59				
						313 H	Air Force	65 44				
						336 A	Incarnate Word	66 47				
LAST 12 Division I GAMES:												
83 H	Central Mich.	63 104	220 A	Miami (OH)	61 72							
211 A	Akron	62 80	106 H	Kent St.	67 86							
258 H	Bowling Green	81 74	87 H	Toledo	49 66							
45 A	Ohio	51 68	77 A	Northern Ill.	73 85							
129 A	Ball St.	49 78	313 H	Air Force	65 44							
162 H	Western Mich.	67 76	94 A	Purdue	50 77							

Non-Div I Games: Ferris St. 68 50

Eastern Mich.

■ Loss,
■ Non-Conf,
■ S Site,
■ H Home
■ A Away
N Neutral

Average RPI Win:	262	WON-LOST	WINNING	LAST 10	STRENGTH OF	OPP. STRENGTH	TEAM	ADJ.	CONF.	ADJ CONF.
Average RPI Loss:	77	RECORD	PCT. RANK	GAMES	SCHEDULE	OF SCHEDULE	RPI	RPI	RPI	RPI
DIV. I ONLY	12- 9	133	7- 3	198	186	144	144	19	19	
DIV. I NON-CONF.	4- 6	209	0- 1	52	138	122	122	18	18	
TOTALS	RPI 1-25	RPI 26-50	W-L RECORDS	RPI 51-100	RPI 101-150	RPI 150+				
12- 9	0- 1	0- 3	OVERALL	0- 4	1- 0	11- 1				
5- 2	0- 0	0- 0	HOME	0- 2	1- 0	4- 0				
6- 5	0- 1	0- 1	AWAY	0- 2	0- 0	6- 1				
1- 2	0- 0	0- 2	NEUTRAL	0- 0	0- 0	1- 0				
4- 6	0- 1	0- 3	NON-CONFERENCE	0- 2	0- 0	4- 0				
1- 1	0- 0	0- 0	HOME	0- 1	0- 0	1- 0				
2- 3	0- 1	0- 1	AWAY	0- 1	0- 0	2- 0				
1- 2	0- 0	0- 2	NEUTRAL	0- 0	0- 0	1- 0				
8- 3	0- 0	0- 0	CONFERENCE	0- 2	1- 0	7- 1				
4- 1	0- 0	0- 0	HOME	0- 1	1- 0	3- 0				
4- 2	0- 0	0- 0	AWAY	0- 1	0- 0	4- 1				
0- 0	0- 0	0- 0	NEUTRAL	0- 0	0- 0	0- 0				

RPI 1-25				RPI 26-50				RPI 51-100				RPI 101+ Team's RPI: 144			
RPI	S	Opponent	Score	RPI	S	Opponent	Score	RPI	S	Opponent	Score	RPI	S	Opponent	Score
9	A	Washington	52 100	28	N	Elon	55 76	63	A	Montana St.	83 88	140	H	Idaho	67 57
				32	N	Drake	78 93	63	H	Montana St.	61 72	190	H	Idaho St.	58 41
				38	A	Tulane	51 63	78	H	Gonzaga	54 73	197	A	CSUN	71 57
								85	A	Boise St.	64 67	228	H	Weber St.	99 85
												255	N	Furman	68 56
												256	A	Portland St.	68 62
												272	A	Southern Utah	67 66
												277	A	Sacramento St.	72 65
												296	A	Northern Ariz.	47 56
												328	A	Montana	60 46
												328	H	Montana	64 57
												331	A	Utah Valley	83 50
												338	H	Cal St. Fullerton	84 67
LAST 12 Division I GAMES:															
256	A	Portland St.	68 62	228	H	Weber St.	99 85								
277	A	Sacramento St.	72 65	190	H	Idaho St.	58 41								
63	H	Montana St.	61 72	328	A	Montana	60 46								
328	H	Montana	64 57	63	A	Montana St.	83 88								
272	A	Southern Utah	67 66	140	H	Idaho	67 57								
296	A	Northern Ariz.	47 56	32	N	Drake	78 93								

Non-Div I Games: Multnomah 88 30

Eastern Wash.

■ Loss,
 ■ Non-Conf,
 ■ S Site,
 ■ Home
 ■ A Away
 N Neutral

Average RPI Win:	156	WON-LOST	WINNING	LAST 10	STRENGTH OF	OPP. STRENGTH	TEAM	ADJ.	CONF.	ADJ CONF.
Average RPI Loss:	46	RECORD	PCT. RANK	GAMES	SCHEDULE	OF SCHEDULE	RPI	RPI	RPI	RPI
DIV. I ONLY	17- 5	27	3- 0	55	94	28	28	8	8	
DIV. I NON-CONF.	7- 4	114	2- 0	34	76	42	42	8	8	
TOTALS	RPI 1-25	RPI 26-50	W-L RECORDS	RPI 51-100	RPI 101-150	RPI 150+				
17- 5	0- 1	0- 2	OVERALL	4- 2	3- 0	10- 0				
6- 2	0- 0	0- 1	HOME	2- 1	1- 0	3- 0				
9- 3	0- 1	0- 1	AWAY	2- 1	1- 0	6- 0				
2- 0	0- 0	0- 0	NEUTRAL	0- 0	1- 0	1- 0				
7- 4	0- 1	0- 1	NON-CONFERENCE	2- 2	1- 0	4- 0				
2- 1	0- 0	0- 0	HOME	1- 1	0- 0	1- 0				
3- 3	0- 1	0- 1	AWAY	1- 1	0- 0	2- 0				
2- 0	0- 0	0- 0	NEUTRAL	0- 0	1- 0	1- 0				
10- 1	0- 0	0- 1	CONFERENCE	2- 0	2- 0	6- 0				
4- 1	0- 0	0- 1	HOME	1- 0	1- 0	2- 0				
6- 0	0- 0	0- 0	AWAY	1- 0	1- 0	4- 0				
0- 0	0- 0	0- 0	NEUTRAL	0- 0	0- 0	0- 0				

RPI 1-25				RPI 26-50				Team's RPI: 28				RPI 51-100				RPI 101+			
RPI	S	Opponent	Score	RPI	S	Opponent	Score	RPI	S	Opponent	Score	RPI	S	Opponent	Score	RPI	S	Opponent	Score
10	A	Duke	61 68	33	A	Green Bay	56 71	58	H	Bucknell	64 58	114	H	Delaware	69 42				
				41	H	James Madison	70 76	59	H	Wake Forest	68 78	136	A	William & Mary	60 58				
								72	A	Drexel	48 45	144	N	Eastern Wash.	76 55				
								72	H	Drexel	75 65	164	H	Towson	83 55				
								83	A	Central Mich.	71 57	178	A	Col. of Charleston	84 56				
								86	A	North Carolina	73 78	178	H	Col. of Charleston	70 57				
												182	A	Hofstra	64 53				
												185	A	Northeastern	76 65				
												187	A	ETSU	79 51				
												189	H	Rutgers	66 54				
												211	N	Akron	65 62				
												221	A	UNCW	66 56				
												280	A	Georgia St.	84 67				
LAST 12 Division I GAMES:																			
				83	A	Central Mich.	71 57	136	A	William & Mary	60 58								
				144	N	Eastern Wash.	76 55	41	H	James Madison	70 76								
				221	A	UNCW	66 56	72	H	Drexel	75 65								
				164	H	Towson	83 55	178	A	Col. of Charleston	84 56								
				182	A	Hofstra	64 53	114	H	Delaware	69 42								
				185	A	Northeastern	76 65	72	A	Drexel	48 45								

Non-Div I Games: King (TN) 93 47

Elon

■ Loss,
 ■ Non-Conf,
 ■ S Site,
 ■ H Home
 ■ A Away
 N Neutral

Average RPI Win: 266	WON-LOST	WINNING	LAST 10	STRENGTH OF	OPP. STRENGTH	TEAM	ADJ.	CONF.	ADJ CONF.
Average RPI Loss: 145	RECORD	PCT. RANK	GAMES	SCHEDULE	OF SCHEDULE	RPI	RPI	RPI	RPI
DIV. I ONLY	7- 14	260	2- 8	208	222	269	269	16	16
DIV. I NON-CONF.	4- 6	209	1- 0	268	304	260	260	14	14
TOTALS	RPI 1-25	RPI 26-50	W-L RECORDS	RPI 51-100	RPI 101-150	RPI 150+			
7- 14	0- 1	0- 2	OVERALL	0- 3	0- 1	7- 7			
5- 7	0- 0	0- 1	HOME	0- 1	0- 0	5- 5			
2- 7	0- 0	0- 1	AWAY	0- 0	0- 0	2- 1			
0- 0	0- 0	0- 0	NEUTRAL	0- 0	0- 0	0- 0			
4- 6	0- 1	0- 0	NON-CONFERENCE	0- 1	0- 1	4- 3			
2- 3	0- 0	0- 0	HOME	0- 0	0- 0	2- 3			
2- 3	0- 1	0- 0	AWAY	0- 1	0- 1	2- 0			
0- 0	0- 0	0- 0	NEUTRAL	0- 0	0- 0	0- 0			
3- 8	0- 0	0- 2	CONFERENCE	0- 2	0- 0	3- 4			
3- 4	0- 0	0- 1	HOME	0- 1	0- 0	3- 2			
0- 4	0- 0	0- 1	AWAY	0- 1	0- 0	0- 2			
0- 0	0- 0	0- 0	NEUTRAL	0- 0	0- 0	0- 0			

RPI 1-25				RPI 26-50				RPI 51-100				RPI 101+ Team's RPI: 269			
RPI	S	Opponent	Score	RPI	S	Opponent	Score	RPI	S	Opponent	Score	RPI	S	Opponent	Score
13	A	Louisville	47 89	32	A	Drake	65 82	51	A	Northwestern	66 88	129	A	Ball St.	49 84
				32	H	Drake	48 73	57	A	UNI	40 54	152	H	Missouri St.	41 77
								57	H	UNI	36 62	183	H	Southern Ill.	63 60
												193	H	Wichita St.	67 74
												194	H	Cleveland St.	62 66
												198	H	Indiana St.	57 41
												227	A	Bradley	52 56
												246	A	Murray St.	82 77
												248	H	Austin Peay	68 54
												283	H	Southeast Mo. St.	74 76
												297	H	Eastern Ill.	63 73
												316	H	Loyola Chicago	67 36
												319	A	Illinois St.	58 71
												320	A	Valparaiso	70 65
												349	H	Alabama A&M	63 54
LAST 12 Division I GAMES:															
		32	H	Drake	48	73				152	H	Missouri St.	41	77	
		57	H	UNI	36	62				57	A	UNI	40	54	
		227	A	Bradley	52	56				32	A	Drake	65	82	
		319	A	Illinois St.	58	71				316	H	Loyola Chicago	67	36	
		183	H	Southern Ill.	63	60				198	H	Indiana St.	57	41	
		193	H	Wichita St.	67	74				349	H	Alabama A&M	63	54	

Non-Div I Games: Oakland City 108 68

Evansville

■ Loss,
 ■ Non-Conf, S Site,
 ■ Home
 ■ Away
 N Neutral

Average RPI Win: 227	WON-LOST	WINNING	LAST 10	STRENGTH OF	OPP. STRENGTH	TEAM	ADJ.	CONF.	ADJ CONF.
Average RPI Loss: 89	RECORD	PCT. RANK	GAMES	SCHEDULE	OF SCHEDULE	RPI	RPI	RPI	RPI
DIV. I ONLY	16- 7	73	2- 2	163	188	90	90	24	24
DIV. I NON-CONF.	9- 6	126	0- 1	135	166	112	112	23	23
TOTALS	RPI 1-25	RPI 26-50	W-L RECORDS	RPI 51-100	RPI 101-150	RPI 150+			
16- 7	0- 0	0- 2	OVERALL	2- 2	1- 2	13- 1			
10- 0	0- 0	0- 0	HOME	2- 0	0- 0	8- 0			
6- 4	0- 0	0- 1	AWAY	0- 1	1- 1	5- 1			
0- 3	0- 0	0- 1	NEUTRAL	0- 1	0- 1	0- 0			
9- 6	0- 0	0- 2	NON-CONFERENCE	1- 1	0- 2	8- 1			
7- 0	0- 0	0- 0	HOME	1- 0	0- 0	6- 0			
2- 3	0- 0	0- 1	AWAY	0- 0	0- 1	2- 1			
0- 3	0- 0	0- 1	NEUTRAL	0- 1	0- 1	0- 0			
7- 1	0- 0	0- 0	CONFERENCE	1- 1	1- 0	5- 0			
3- 0	0- 0	0- 0	HOME	1- 0	0- 0	2- 0			
4- 1	0- 0	0- 0	AWAY	0- 1	1- 0	3- 0			
0- 0	0- 0	0- 0	NEUTRAL	0- 0	0- 0	0- 0			

RPI 1-25				RPI 26-50				RPI 51-100				Team's RPI: 90		RPI 101+			
RPI	S	Opponent	Score	RPI	S	Opponent	Score	RPI	S	Opponent	Score		RPI	S	Opponent	Score	
				31	N	Ohio St.	66 79	54	N	George Washington	47 76		106	N	Kent St.	64 77	
				49	A	Quinnipiac	56 66	81	A	Jacksonville	65 73		108	A	Northern Colo.	74 77	
								81	H	Jacksonville	60 57		134	A	Stetson	84 71	
								95	H	Chattanooga	68 55		154	H	Hampton	60 49	
													165	H	UC Riverside	60 45	
													166	A	Hartford	70 63	
													192	A	Illinois	73 82	
													199	H	Siena	66 42	
													259	H	Savannah St.	89 40	
													270	H	FIU	89 42	
													278	H	N.C. A&T	67 41	
													281	A	North Florida	68 51	
													294	A	Kennesaw St.	75 56	
													295	A	Lipscomb	90 63	
													306	H	NJIT	73 53	
													317	H	USC Upstate	93 43	
													330	A	Fla. Atlantic	65 50	
LAST 12 Division I GAMES:																	
				54	N	George Washington	47 76	294	A	Kennesaw St.	75 56						
				81	A	Jacksonville	65 73	295	A	Lipscomb	90 63						
				281	A	North Florida	68 51	134	A	Stetson	84 71						
				81	H	Jacksonville	60 57	259	H	Savannah St.	89 40						
				317	H	USC Upstate	93 43	165	H	UC Riverside	60 45						
				306	H	NJIT	73 53	154	H	Hampton	60 49						

Non-Div I Games: St. Thomas (FL) 71 48 Ave Maria 101 34

FGCU

Loss, Non-Conf, S Site, H Home A Away N Neutral

Average RPI Win:	292	WON-LOST	WINNING	LAST 10	STRENGTH OF	OPP. STRENGTH	TEAM	ADJ.	CONF.	ADJ CONF.
Average RPI Loss:	124	RECORD	PCT. RANK	GAMES	SCHEDULE	OF SCHEDULE	RPI	RPI	RPI	RPI
DIV. I ONLY	5- 16	303	3- 7	107	201	270	270	14	14	
DIV. I NON-CONF.	2- 9	293	1- 1	37	226	252	252	16	16	
TOTALS	RPI 1-25	RPI 26-50	W-L RECORDS	RPI 51-100	RPI 101-150	RPI 150+				
5- 16	0- 1	0- 2	OVERALL	0- 5	0- 3	5- 5				
4- 10	0- 1	0- 1	HOME	0- 2	0- 3	4- 3				
1- 6	0- 0	0- 1	AWAY	0- 3	0- 0	1- 2				
0- 0	0- 0	0- 0	NEUTRAL	0- 0	0- 0	0- 0				
2- 9	0- 1	0- 2	NON-CONFERENCE	0- 2	0- 1	2- 3				
2- 7	0- 1	0- 1	HOME	0- 1	0- 1	2- 3				
0- 2	0- 0	0- 1	AWAY	0- 1	0- 0	0- 0				
0- 0	0- 0	0- 0	NEUTRAL	0- 0	0- 0	0- 0				
3- 7	0- 0	0- 0	CONFERENCE	0- 3	0- 2	3- 2				
2- 3	0- 0	0- 0	HOME	0- 1	0- 2	2- 0				
1- 4	0- 0	0- 0	AWAY	0- 2	0- 0	1- 2				
0- 0	0- 0	0- 0	NEUTRAL	0- 0	0- 0	0- 0				

RPI 1-25				RPI 26-50				RPI 51-100				RPI 101+				Team's RPI: 270	
RPI	S	Opponent	Score	RPI	S	Opponent	Score	RPI	S	Opponent	Score	RPI	S	Opponent	Score		
19	H	Miami (FL)	49 69	27	A	South Fla.	41 91	81	H	Jacksonville	56 71	133	H	Old Dominion	64 86		
				47	H	Georgetown	53 66	82	A	Western Ky.	38 90	137	H	UCF	52 69		
								90	A	FGCU	42 89	150	H	UTSA	61 70		
								91	H	Charlotte	54 101	155	H	George Mason	51 67		
								93	A	Middle Tenn.	43 95	203	H	Texas Southern	62 70		
												204	A	UAB	68 82		
												217	H	Robert Morris	59 57		
												228	H	Weber St.	61 64		
												249	A	Marshall	52 70		
												287	H	UTEP	88 87		
												298	H	Massachusetts	58 57		
												330	A	Fla. Atlantic	65 60		
												330	H	Fla. Atlantic	74 65		
LAST 12 Division I GAMES:																	
				91	H	Charlotte	54 101	287	H	UTEP	88 87						
				133	H	Old Dominion	64 86	330	H	Fla. Atlantic	74 65						
				330	A	Fla. Atlantic	65 60	82	A	Western Ky.	38 90						
				204	A	UAB	68 82	249	A	Marshall	52 70						
				93	A	Middle Tenn.	43 95	155	H	George Mason	51 67						
				150	H	UTSA	61 70	298	H	Massachusetts	58 57						

Non-Div I Games:

FIU

■ Loss,
■ Non-Conf,
■ S Site,
■ H Home
■ A Away
N Neutral

Fairfield

Through Games Of Feb. 6, 2017

Average RPI Win:	222	WON-LOST	WINNING	LAST 10	STRENGTH OF	OPP. STRENGTH	TEAM	ADJ.	CONF.	ADJ CONF.
Average RPI Loss:	166	RECORD	PCT. RANK	GAMES	SCHEDULE	OF SCHEDULE	RPI	RPI	RPI	RPI
DIV. I ONLY	12- 11	160	7- 3	225	209	181	181	17	17	
DIV. I NON-CONF.	3- 6	230	0- 0	222	271	234	234	17	17	
TOTALS	RPI 1-25	RPI 26-50	W-L RECORDS	RPI 51-100	RPI 101-150	RPI 150+				
12- 11	0- 1	1- 2	OVERALL	0- 0	2- 1	9- 7				
7- 3	0- 0	1- 0	HOME	0- 0	1- 0	5- 3				
5- 8	0- 1	0- 2	AWAY	0- 0	1- 1	4- 4				
0- 0	0- 0	0- 0	NEUTRAL	0- 0	0- 0	0- 0				
3- 6	0- 1	0- 1	NON-CONFERENCE	0- 0	0- 1	3- 3				
1- 2	0- 0	0- 0	HOME	0- 0	0- 0	1- 2				
2- 4	0- 1	0- 1	AWAY	0- 0	0- 1	2- 1				
0- 0	0- 0	0- 0	NEUTRAL	0- 0	0- 0	0- 0				
9- 5	0- 0	1- 1	CONFERENCE	0- 0	2- 0	6- 4				
6- 1	0- 0	1- 0	HOME	0- 0	1- 0	4- 1				
3- 4	0- 0	0- 1	AWAY	0- 0	1- 0	2- 3				
0- 0	0- 0	0- 0	NEUTRAL	0- 0	0- 0	0- 0				

RPI 1-25				RPI 26-50				RPI 51-100				RPI 101+ Team's RPI: 181			
RPI	S	Opponent	Score	RPI	S	Opponent	Score	RPI	S	Opponent	Score	RPI	S	Opponent	Score
23	A	Temple	59 73	35	A	Harvard	44 58					128	A	Rider	68 67
				49	A	Quinnipiac	55 60					147	H	Iona	68 59
				49	H	Quinnipiac	65 52					148	A	Albany (NY)	45 59
												169	A	La Salle	61 68
												199	A	Siena	52 67
												199	H	Siena	61 57
												206	H	Sacred Heart	44 56
												219	A	Niagara	65 55
												219	H	Niagara	66 63
												224	A	Monmouth	71 68
												224	H	Monmouth	53 60
												232	A	Marist	55 71
												241	H	Loyola Maryland	58 57
												242	A	Canisius	49 63
												266	H	Manhattan	71 56
												299	H	Rhode Island	65 72
												311	H	Saint Peter's	50 38
												318	A	Mt. St. Mary's	70 57
												339	A	UMass Lowell	65 41
LAST 12 Division I GAMES:															
311	H	Saint Peter's	50 38	49	A	Quinnipiac	55 60								
49	H	Quinnipiac	65 52	128	A	Rider	68 67								
219	H	Niagara	66 63	266	H	Manhattan	71 56								
224	H	Monmouth	53 60	199	H	Siena	61 57								
242	A	Canisius	49 63	224	A	Monmouth	71 68								
219	A	Niagara	65 55	232	A	Marist	55 71								

Non-Div I Games:

Fairfield

■ Loss,
 ■ Non-Conf,
 S Site,
 ■ Home
 ■ Away
 N Neutral

Average RPI Win: 307		WON-LOST	WINNING	LAST 10	STRENGTH OF	OPP. STRENGTH	TEAM	ADJ.	CONF.	ADJ CONF.
Average RPI Loss: 267		RECORD	PCT. RANK	GAMES	SCHEDULE	OF SCHEDULE	RPI	RPI	RPI	RPI
DIV. I ONLY		6- 16	288	4- 6	349	345	346	346	31	31
DIV. I NON-CONF.		2- 8	288	0- 0	346	339	347	347	32	32
TOTALS		RPI 1-25	RPI 26-50	W-L RECORDS	RPI 51-100	RPI 101-150	RPI 150+			
6- 16	0- 0		0- 0	OVERALL	0- 0	0- 1	6- 15			
3- 8	0- 0		0- 0	HOME	0- 0	0- 0	3- 8			
3- 8	0- 0		0- 0	AWAY	0- 0	0- 1	3- 6			
0- 0	0- 0		0- 0	NEUTRAL	0- 0	0- 0	0- 0			
2- 8	0- 0		0- 0	NON-CONFERENCE	0- 0	0- 1	2- 7			
1- 3	0- 0		0- 0	HOME	0- 0	0- 0	1- 3			
1- 5	0- 0		0- 0	AWAY	0- 0	0- 1	1- 4			
0- 0	0- 0		0- 0	NEUTRAL	0- 0	0- 0	0- 0			
4- 8	0- 0		0- 0	CONFERENCE	0- 0	0- 0	4- 8			
2- 5	0- 0		0- 0	HOME	0- 0	0- 0	2- 5			
2- 3	0- 0		0- 0	AWAY	0- 0	0- 0	2- 3			
0- 0	0- 0		0- 0	NEUTRAL	0- 0	0- 0	0- 0			

RPI 1-25				RPI 26-50				RPI 51-100				RPI 101+				Team's RPI: 346	
RPI	S	Opponent	Score	RPI	S	Opponent	Score	RPI	S	Opponent	Score	RPI	S	Opponent	Score		
												145	A	New Mexico	56	83	
												170	A	Army West Point	58	86	
												205	H	Binghamton	69	80	
												206	H	Sacred Heart	58	56	
												213	H	Saint Francis (PA)	79	82	
												217	H	Robert Morris	64	66	
												224	A	Monmouth	63	72	
												252	H	Howard	68	71	
												300	A	Bryant	48	50	
												300	H	Bryant	48	56	
												305	A	Central Conn. St.	49	68	
												306	A	NJIT	66	61	
												311	A	Saint Peter's	43	65	
												313	H	Air Force	48	56	
												318	A	Mt. St. Mary's	50	61	
												321	A	St. Francis Brooklyn	59	58	
												321	H	St. Francis Brooklyn	59	66	
												333	H	LIU Brooklyn	64	46	
												335	H	Longwood	75	59	
												339	A	UMass Lowell	55	61	
LAST 12 Division I GAMES:																	
				206	H	Sacred Heart	58 56	318	A	Mt. St. Mary's	50 61						
				342	H	Wagner	66 74	305	A	Central Conn. St.	49 68						
				300	A	Bryant	48 50	300	H	Bryant	48 56						
				321	A	St. Francis Brooklyn	59 58	342	A	Wagner	59 53						
				321	H	St. Francis Brooklyn	59 66	217	H	Robert Morris	64 66						
				333	H	LIU Brooklyn	64 46	213	H	Saint Francis (PA)	79 82						

Non-Div I Games: Queens (NY)

54

70

Fairleigh Dickinson

Loss, Non-Conf, S Site, H Home A Away N Neutral

Average RPI Win:	269	WON-LOST	WINNING	LAST 10	STRENGTH OF	OPP. STRENGTH	TEAM	ADJ.	CONF.	ADJ CONF.
Average RPI Loss:	184	RECORD	PCT. RANK	GAMES	SCHEDULE	OF SCHEDULE	RPI	RPI	RPI	RPI
DIV. I ONLY	3- 17	327	0- 10	233	261	330	330	14	14	
DIV. I NON-CONF.	3- 7	250	1- 1	243	344	316	316	16	16	
TOTALS	RPI 1-25	RPI 26-50	W-L RECORDS	RPI 51-100	RPI 101-150	RPI 150+				
3- 17	0- 0	0- 0	OVERALL	0- 4	0- 4	3- 9				
3- 8	0- 0	0- 0	HOME	0- 2	0- 2	3- 4				
0- 9	0- 0	0- 0	AWAY	0- 2	0- 2	0- 5				
0- 0	0- 0	0- 0	NEUTRAL	0- 0	0- 0	0- 0				
3- 7	0- 0	0- 0	NON-CONFERENCE	0- 1	0- 2	3- 4				
3- 3	0- 0	0- 0	HOME	0- 1	0- 0	3- 2				
0- 4	0- 0	0- 0	AWAY	0- 0	0- 2	0- 2				
0- 0	0- 0	0- 0	NEUTRAL	0- 0	0- 0	0- 0				
0- 10	0- 0	0- 0	CONFERENCE	0- 3	0- 2	0- 5				
0- 5	0- 0	0- 0	HOME	0- 1	0- 2	0- 2				
0- 5	0- 0	0- 0	AWAY	0- 2	0- 0	0- 3				
0- 0	0- 0	0- 0	NEUTRAL	0- 0	0- 0	0- 0				

RPI S	Opponent	Score	RPI S	Opponent	Score	RPI S	Opponent	Score	RPI S	Opponent	Score	Team's RPI: 330
						82	A Western Ky.	55 76	103	A Mercer	57 74	
						90	H FGCU	50 65	125	A Arizona	67 77	
						91	H Charlotte	66 72	133	H Old Dominion	73 93	
						93	A Middle Tenn.	69 87	150	H UTSA	62 72	
									198	H Indiana St.	70 67	
									204	A UAB	55 66	
									223	A Grand Canyon	60 81	
									240	H UMES	59 76	
									243	H Richmond	67 77	
									249	A Marshall	53 76	
									260	H Jacksonville St.	63 55	
									270	A FIU	65 74	
									270	H FIU	60 65	
									281	A North Florida	88 95	
									287	H UTEP	50 51	
									348	H Jackson St.	67 58	
LAST 12 Division I GAMES:												
133	H Old Dominion	73 93	150	H UTSA	62 72							
91	H Charlotte	66 72	270	A FIU	65 74							
270	H FIU	60 65	249	A Marshall	53 76							
93	A Middle Tenn.	69 87	82	A Western Ky.	55 76							
204	A UAB	55 66	240	H UMES	59 76							
287	H UTEP	50 51	348	H Jackson St.	67 58							

Non-Div I Games: Fla. Memorial 84 64

Fla. Atlantic

Average RPI Win:	199	WON-LOST	WINNING	LAST 10	STRENGTH OF	OPP. STRENGTH	TEAM	ADJ.	CONF.	ADJ CONF.
Average RPI Loss:	28	RECORD	PCT. RANK	GAMES	SCHEDULE	OF SCHEDULE	RPI	RPI	RPI	RPI
DIV. I ONLY	11- 12	186	2- 8	40	45	74	74	2	2	
DIV. I NON-CONF.	9- 4	85	2- 0	129	167	63	63	2	2	
TOTALS	RPI 1-25	RPI 26-50	W-L RECORDS	RPI 51-100	RPI 101-150	RPI 150+				
11- 12	1- 8	0- 1	OVERALL	2- 3	2- 0	6- 0				
1- 5	0- 4	0- 0	HOME	0- 1	0- 0	1- 0				
4- 6	0- 4	0- 1	AWAY	2- 1	1- 0	1- 0				
6- 1	1- 0	0- 0	NEUTRAL	0- 1	1- 0	4- 0				
9- 4	1- 2	0- 0	NON-CONFERENCE	1- 2	1- 0	6- 0				
1- 0	0- 0	0- 0	HOME	0- 0	0- 0	1- 0				
2- 3	0- 2	0- 0	AWAY	1- 1	0- 0	1- 0				
6- 1	1- 0	0- 0	NEUTRAL	0- 1	1- 0	4- 0				
2- 8	0- 6	0- 1	CONFERENCE	1- 1	1- 0	0- 0				
0- 5	0- 4	0- 0	HOME	0- 1	0- 0	0- 0				
2- 3	0- 2	0- 1	AWAY	1- 0	1- 0	0- 0				
0- 0	0- 0	0- 0	NEUTRAL	0- 0	0- 0	0- 0				

RPI 1-25				RPI 26-50				RPI 51-100				Team's RPI: 74	RPI 101+			
RPI	S	Opponent	Score	RPI	S	Opponent	Score	RPI	S	Opponent	Score		RPI	S	Opponent	Score
3	H	South Carolina	62 81	26	A	LSU	67 78	51	A	Northwestern	68 73		102	N	Long Beach St.	83 53
4	A	Mississippi St.	49 82					53	N	Indiana	88 102		109	A	Vanderbilt	93 73
5	A	Florida St.	58 83					95	A	Chattanooga	72 61		238	N	Wofford	74 51
14	H	Tennessee	75 84					96	H	Ole Miss	75 84		250	N	South Ala.	85 33
20	A	Texas A&M	76 84					97	A	Georgia	76 68		278	N	N.C. A&T	67 38
20	H	Texas A&M	59 67										325	A	Arkansas St.	71 60
23	N	Temple	83 76										334	H	Southeastern La.	102 51
24	A	Arizona St.	63 69										340	N	Florida A&M	78 65
25	H	Auburn	75 82													
LAST 12 Division I GAMES:																
96	H	Ole Miss	75 84	4	A	Mississippi St.	49 82									
20	A	Texas A&M	76 84	3	H	South Carolina	62 81									
109	A	Vanderbilt	93 73	26	A	LSU	67 78									
14	H	Tennessee	75 84	25	H	Auburn	75 82									
97	A	Georgia	76 68	334	H	Southeastern La.	102 51									
20	H	Texas A&M	59 67	340	N	Florida A&M	78 65									

Non-Div I Games:

Florida

■ Loss,
 ■ Non-Conf, S Site,
 ■ Home
 ■ Away
 N Neutral

Average RPI Win:	313	WON-LOST	WINNING	LAST 10	STRENGTH OF	OPP. STRENGTH	TEAM	ADJ.	CONF.	ADJ CONF.
Average RPI Loss:	231	RECORD	PCT. RANK	GAMES	SCHEDULE	OF SCHEDULE	RPI	RPI	RPI	RPI
DIV. I ONLY	6- 15	283	6- 4	346	335	340	340	32	32	
DIV. I NON-CONF.	0- 11	335	0- 1	310	293	348	348	31	31	
TOTALS	RPI 1-25	RPI 26-50	W-L RECORDS	RPI 51-100	RPI 101-150	RPI 150+				
6- 15	0- 0	0- 0	OVERALL	0- 1	0- 1	6- 13				
4- 6	0- 0	0- 0	HOME	0- 0	0- 0	4- 6				
2- 5	0- 0	0- 0	AWAY	0- 0	0- 1	2- 4				
0- 4	0- 0	0- 0	NEUTRAL	0- 1	0- 0	0- 3				
0- 11	0- 0	0- 0	NON-CONFERENCE	0- 1	0- 1	0- 9				
0- 4	0- 0	0- 0	HOME	0- 0	0- 0	0- 4				
0- 3	0- 0	0- 0	AWAY	0- 0	0- 1	0- 2				
0- 4	0- 0	0- 0	NEUTRAL	0- 1	0- 0	0- 3				
6- 4	0- 0	0- 0	CONFERENCE	0- 0	0- 0	6- 4				
4- 2	0- 0	0- 0	HOME	0- 0	0- 0	4- 2				
2- 2	0- 0	0- 0	AWAY	0- 0	0- 0	2- 2				
0- 0	0- 0	0- 0	NEUTRAL	0- 0	0- 0	0- 0				

RPI 1-25			RPI 26-50			RPI 51-100			RPI 101+			Team's RPI: 340
RPI	S	Opponent	Score	RPI	S	Opponent	Score	RPI	S	Opponent	Score	
						74 N Florida	65 78	116 A		Alabama	46 81	
								163 H		Omaha	50 70	
								188 H		Morehead St.	48 53	
								240 H		UMES	59 49	
								243 N		Richmond	51 64	
								247 H		Bethune-Cookman	41 64	
								249 A		Marshall	67 77	
								251 N		Stony Brook	49 80	
								252 A		Howard	58 72	
								252 H		Howard	55 51	
								259 A		Savannah St.	52 56	
								260 N		Jacksonville St.	54 66	
								281 A		North Florida	60 71	
								286 H		Western Caro.	61 62	
								292 H		Coppin St.	62 70	
								297 H		Eastern Ill.	50 66	
								345 A		Delaware St.	65 56	
								345 H		Delaware St.	69 61	
								347 A		Morgan St.	61 26	
								347 H		Morgan St.	51 48	
LAST 12 Division I GAMES:												
345 H		Delaware St.	69 61	259 A		Savannah St.	52 56					
252 H		Howard	55 51	347 H		Morgan St.	51 48					
347 A		Morgan St.	61 26	292 H		Coppin St.	62 70					
345 A		Delaware St.	65 56	252 A		Howard	58 72					
240 H		UMES	59 49	116 A		Alabama	46 81					
247 H		Bethune-Cookman	41 64	74 N		Florida	65 78					

Non-Div I Games: Thomas (GA) 74 65 Stillman 69 59

Florida A&M

Loss, Non-Conf, S Site, H Home A Away N Neutral

Average RPI Win:	108	WON-LOST	WINNING	LAST 10	STRENGTH OF	OPP. STRENGTH	TEAM	ADJ.	CONF.	ADJ CONF.
Average RPI Loss:	19	RECORD	PCT. RANK	GAMES	SCHEDULE	OF SCHEDULE	RPI	RPI	RPI	RPI
DIV. I ONLY	22- 2	5	9- 1	14	26	5	5	3	3	
DIV. I NON-CONF.	12- 1	7	1- 0	50	60	10	10	4	4	
TOTALS	RPI 1-25	RPI 26-50	W-L RECORDS	RPI 51-100	RPI 101-150	RPI 150+				
22- 2	4- 1	5- 1	OVERALL	5- 0	2- 0	6- 0				
10- 2	3- 1	2- 1	HOME	2- 0	0- 0	3- 0				
9- 0	1- 0	2- 0	AWAY	2- 0	2- 0	2- 0				
3- 0	0- 0	1- 0	NEUTRAL	1- 0	0- 0	1- 0				
12- 1	0- 1	2- 0	NON-CONFERENCE	4- 0	1- 0	5- 0				
6- 1	0- 1	1- 0	HOME	2- 0	0- 0	3- 0				
3- 0	0- 0	0- 0	AWAY	1- 0	1- 0	1- 0				
3- 0	0- 0	1- 0	NEUTRAL	1- 0	0- 0	1- 0				
10- 1	4- 0	3- 1	CONFERENCE	1- 0	1- 0	1- 0				
4- 1	3- 0	1- 1	HOME	0- 0	0- 0	0- 0				
6- 0	1- 0	2- 0	AWAY	1- 0	1- 0	1- 0				
0- 0	0- 0	0- 0	NEUTRAL	0- 0	0- 0	0- 0				

RPI 1-25				RPI 26-50				RPI 51-100				RPI 101+			
RPI	S	Opponent	Score	RPI	S	Opponent	Score	RPI	S	Opponent	Score	RPI	S	Opponent	Score
1	H	UConn	76 78	29	N	Michigan	76 62	52	A	Minnesota	75 61	103	A	Mercer	83 40
10	H	Duke	69 45	34	H	Syracuse	77 58	74	H	Florida	83 58	112	A	Clemson	86 27
13	H	Louisville	72 65	36	H	North Carolina St.	61 70	78	N	Gonzaga	87 69	177	A	Boston College	85 53
19	A	Miami (FL)	81 66	41	H	James Madison	84 64	81	H	Jacksonville	90 47	204	A	UAB	93 47
19	H	Miami (FL)	80 71	42	A	Georgia Tech	69 63	86	A	North Carolina	90 77	260	H	Jacksonville St.	73 62
				44	A	Virginia Tech	82 54					281	H	North Florida	95 39
												286	H	Western Caro.	90 41
												323	N	Winthrop	98 35
LAST 12 Division I GAMES:															
19	H	Miami (FL)	80 71	13	H	Louisville	72 65								
177	A	Boston College	85 53	10	H	Duke	69 45								
42	A	Georgia Tech	69 63	86	A	North Carolina	90 77								
44	A	Virginia Tech	82 54	36	H	North Carolina St.	61 70								
34	H	Syracuse	77 58	19	A	Miami (FL)	81 66								
112	A	Clemson	86 27	103	A	Mercer	83 40								

Non-Div I Games:

Florida St.

Average RPI Win:	204	WON-LOST	WINNING	LAST 10	STRENGTH OF	OPP. STRENGTH	TEAM	ADJ.	CONF.	ADJ CONF.
Average RPI Loss:	84	RECORD	PCT. RANK	GAMES	SCHEDULE	OF SCHEDULE	RPI	RPI	RPI	RPI
DIV. I ONLY	16- 9	105	6- 4	148	106	113	113	12	12	
DIV. I NON-CONF.	9- 5	112	1- 1	105	94	110	110	12	12	
TOTALS	RPI 1-25	RPI 26-50	W-L RECORDS	RPI 51-100	RPI 101-150	RPI 150+				
16- 9	0- 1	1- 0	OVERALL	0- 4	2- 4	13- 0				
12- 3	0- 0	1- 0	HOME	0- 2	2- 1	9- 0				
3- 5	0- 1	0- 0	AWAY	0- 1	0- 0	3- 0				
1- 1	0- 0	0- 0	NEUTRAL	0- 1	0- 0	1- 0				
9- 5	0- 1	1- 0	NON-CONFERENCE	0- 3	1- 1	7- 0				
8- 2	0- 0	1- 0	HOME	0- 2	1- 0	6- 0				
0- 2	0- 1	0- 0	AWAY	0- 0	0- 1	0- 0				
1- 1	0- 0	0- 0	NEUTRAL	0- 1	0- 0	1- 0				
7- 4	0- 0	0- 0	CONFERENCE	0- 1	1- 3	6- 0				
4- 1	0- 0	0- 0	HOME	0- 0	1- 1	3- 0				
3- 3	0- 0	0- 0	AWAY	0- 1	0- 2	3- 0				
0- 0	0- 0	0- 0	NEUTRAL	0- 0	0- 0	0- 0				

RPI 1-25				RPI 26-50				RPI 51-100				RPI 101+ Team's RPI: 113			
RPI	S	Opponent	Score	RPI	S	Opponent	Score	RPI	S	Opponent	Score	RPI	S	Opponent	Score
2	A	Notre Dame	36 67	48	H	Little Rock	65 43	54	A	George Washington	46 63	107	H	Duquesne	64 51
								62	N	Texas Tech	50 59	111	A	Saint Joseph's	44 47
								66	H	St. John's (NY)	45 59	120	A	Saint Louis	58 82
								68	H	Buffalo	54 58	123	H	VCU	58 61
												147	A	Iona	46 55
												148	H	Albany (NY)	89 82
												155	A	George Mason	53 49
												174	H	Princeton	57 55
												177	H	Boston College	56 49
												216	A	St. Bonaventure	60 44
												216	H	St. Bonaventure	57 45
												219	H	Niagara	92 69
												225	H	UNC Asheville	55 42
												229	N	Grambling	59 53
												243	H	Richmond	67 41
												255	H	Furman	60 47
												266	H	Manhattan	63 60
												279	H	Davidson	85 72
												299	A	Rhode Island	74 69
LAST 12 Division I GAMES:															
216	H	St. Bonaventure	57 45	243	H	Richmond	67 41								
54	A	George Washington	46 63	155	A	George Mason	53 49								
120	A	Saint Louis	58 82	279	H	Davidson	85 72								
123	H	VCU	58 61	299	A	Rhode Island	74 69								
111	A	Saint Joseph's	44 47	225	H	UNC Asheville	55 42								
216	A	St. Bonaventure	60 44	68	H	Buffalo	54 58								

Non-Div I Games:

Fordham

■ Loss,
 ■ Non-Conf, S Site,
 ■ Home
 ■ Away
 N Neutral

Fort Wayne

Through Games Of Feb. 6, 2017

Average RPI Win:	268	WON-LOST	WINNING	LAST 10	STRENGTH OF	OPP. STRENGTH	TEAM	ADJ.	CONF.	ADJ CONF.
Average RPI Loss:	165	RECORD	PCT. RANK	GAMES	SCHEDULE	OF SCHEDULE	RPI	RPI	RPI	RPI
DIV. I ONLY	3- 18	330	1- 9	259	167	324	324	11	11	
DIV. I NON-CONF.	2- 9	293	1- 1	294	219	318	318	10	10	
TOTALS	RPI 1-25	RPI 26-50	W-L RECORDS	RPI 51-100	RPI 101-150	RPI 150+				
3- 18	0- 0	0- 1	OVERALL	0- 4	0- 4	3- 9				
1- 7	0- 0	0- 0	HOME	0- 3	0- 1	1- 3				
1- 10	0- 0	0- 1	AWAY	0- 1	0- 3	1- 5				
1- 1	0- 0	0- 0	NEUTRAL	0- 0	0- 0	1- 1				
2- 9	0- 0	0- 0	NON-CONFERENCE	0- 1	0- 2	2- 6				
0- 3	0- 0	0- 0	HOME	0- 1	0- 0	0- 2				
1- 5	0- 0	0- 0	AWAY	0- 0	0- 2	1- 3				
1- 1	0- 0	0- 0	NEUTRAL	0- 0	0- 0	1- 1				
1- 9	0- 0	0- 1	CONFERENCE	0- 3	0- 2	1- 3				
1- 4	0- 0	0- 0	HOME	0- 2	0- 1	1- 1				
0- 5	0- 0	0- 1	AWAY	0- 1	0- 1	0- 2				
0- 0	0- 0	0- 0	NEUTRAL	0- 0	0- 0	0- 0				

RPI 1-25	RPI 26-50	RPI 51-100	RPI 101+	Team's RPI: 324
RPI S Opponent Score	RPI S Opponent Score	RPI S Opponent Score	RPI S Opponent Score	Score
	39 South Dakota St. 51 73	60 South Dakota 59 87	106 Kent St. 55 66	
		76 IUPUI 48 62	138 Oral Roberts 56 82	
		80 Belmont 59 85	138 Oral Roberts 59 75	
		89 Western Ill. 53 75	143 Wright St. 51 62	
			160 Oakland 61 82	
			162 Western Mich. 35 61	
			163 Omaha 65 62	
			192 Illinois 33 56	
			220 N Miami (OH) 47 69	
			237 Butler 64 70	
			239 Coastal Caro. 57 72	
			282 North Dakota St. 56 68	
			302 Denver 50 78	
			302 Denver 72 78	
			315 N Eastern Ky. 68 59	
			326 Ill.-Chicago 61 55	
LAST 12 Division I GAMES:				
302 Denver 50 78	282 North Dakota St. 56 68			
76 IUPUI 48 62	39 South Dakota St. 51 73			
163 Omaha 65 62	138 Oral Roberts 56 82			
138 Oral Roberts 59 75	89 Western Ill. 53 75			
60 South Dakota 59 87	315 N Eastern Ky. 68 59			
302 Denver 72 78	143 Wright St. 51 62			

Non-Div I Games: Defiance 76 58 Trine 71 80

Fort Wayne

Loss, Non-Conf, S Site, Home Away N Neutral

Average RPI Win:	240	WON-LOST	WINNING	LAST 10	STRENGTH OF	OPP. STRENGTH	TEAM	ADJ.	CONF.	ADJ CONF.
Average RPI Loss:	125	RECORD	PCT. RANK	GAMES	SCHEDULE	OF SCHEDULE	RPI	RPI	RPI	RPI
DIV. I ONLY	11- 9	145	6- 4	197	185	167	167	13	13	
DIV. I NON-CONF.	5- 4	143	1- 0	132	196	138	138	15	15	
TOTALS	RPI 1-25	RPI 26-50	W-L RECORDS	RPI 51-100	RPI 101-150	RPI 150+				
11- 9	0- 1	0- 0	OVERALL	1- 3	1- 2	9- 3				
4- 5	0- 0	0- 0	HOME	0- 1	1- 1	3- 3				
5- 4	0- 1	0- 0	AWAY	0- 2	0- 1	5- 0				
2- 0	0- 0	0- 0	NEUTRAL	1- 0	0- 0	1- 0				
5- 4	0- 1	0- 0	NON-CONFERENCE	1- 1	1- 0	3- 2				
1- 3	0- 0	0- 0	HOME	0- 1	1- 0	0- 2				
2- 1	0- 1	0- 0	AWAY	0- 0	0- 0	2- 0				
2- 0	0- 0	0- 0	NEUTRAL	1- 0	0- 0	1- 0				
6- 5	0- 0	0- 0	CONFERENCE	0- 2	0- 2	6- 1				
3- 2	0- 0	0- 0	HOME	0- 0	0- 1	3- 1				
3- 3	0- 0	0- 0	AWAY	0- 2	0- 1	3- 0				
0- 0	0- 0	0- 0	NEUTRAL	0- 0	0- 0	0- 0				

RPI 1-25				RPI 26-50				RPI 51-100				RPI 101+ Team's RPI: 167			
RPI	S	Opponent	Score	RPI	S	Opponent	Score	RPI	S	Opponent	Score	RPI	S	Opponent	Score
9	A	Washington	54 85					65	A	Colorado St.	56 73	104	A	Wyoming	48 70
								70	H	Utah	55 65	145	H	New Mexico	54 80
								80	N	Belmont	62 53	149	H	San Francisco	61 48
								85	A	Boise St.	66 67	197	H	CSUN	57 61
												201	H	Utah St.	47 52
												207	H	San Jose St.	88 74
												209	A	Pacific	74 67
												228	A	Weber St.	60 57
												234	A	San Diego St.	59 51
												245	H	UC Santa Barbara	49 50
												290	A	Nevada	71 70
												290	H	Nevada	68 54
												313	A	Air Force	72 56
												313	H	Air Force	63 40
												327	N	UC Irvine	63 45
LAST 12 Division I GAMES:															
234	A	San Diego St.	59 51	313	H	Air Force	63 40								
313	A	Air Force	72 56	207	H	San Jose St.	88 74								
201	H	Utah St.	47 52	104	A	Wyoming	48 70								
290	H	Nevada	68 54	290	A	Nevada	71 70								
65	A	Colorado St.	56 73	145	H	New Mexico	54 80								
85	A	Boise St.	66 67	228	A	Weber St.	60 57								

Non-Div I Games: Biola 71 50 Cal St. Dom. Hills 73 60

Fresno St.

■ Loss,
 ■ Non-Conf,
 ■ S Site,
 ■ Home
 ■ A Away
 N Neutral

Average RPI Win:	253	WON-LOST	WINNING	LAST 10	STRENGTH OF	OPP. STRENGTH	TEAM	ADJ.	CONF.	ADJ CONF.
Average RPI Loss:	169	RECORD	PCT. RANK	GAMES	SCHEDULE	OF SCHEDULE	RPI	RPI	RPI	RPI
DIV. I ONLY	9- 13	222	1- 4	260	240	255	255	18	18	
DIV. I NON-CONF.	4- 9	248	0- 1	279	247	309	309	21	21	
TOTALS	RPI 1-25	RPI 26-50	W-L RECORDS	RPI 51-100	RPI 101-150	RPI 150+				
9- 13	0- 0	0- 0	OVERALL	1- 3	0- 4	8- 6				
7- 3	0- 0	0- 0	HOME	1- 0	0- 1	6- 2				
2- 9	0- 0	0- 0	AWAY	0- 1	0- 0	2- 0				
0- 1	0- 0	0- 0	NEUTRAL	0- 0	0- 1	0- 0				
4- 9	0- 0	0- 0	NON-CONFERENCE	0- 3	0- 3	4- 3				
4- 2	0- 0	0- 0	HOME	0- 0	0- 1	4- 1				
0- 6	0- 0	0- 0	AWAY	0- 3	0- 1	0- 2				
0- 1	0- 0	0- 0	NEUTRAL	0- 0	0- 1	0- 0				
5- 4	0- 0	0- 0	CONFERENCE	1- 0	0- 1	4- 3				
3- 1	0- 0	0- 0	HOME	1- 0	0- 0	2- 1				
2- 3	0- 0	0- 0	AWAY	0- 0	0- 1	2- 2				
0- 0	0- 0	0- 0	NEUTRAL	0- 0	0- 0	0- 0				

RPI 1-25				RPI 26-50				RPI 51-100				RPI 101+				Team's RPI: 255	
RPI	S	Opponent	Score	RPI	S	Opponent	Score	RPI	S	Opponent	Score	RPI	S	Opponent	Score		
								59	A	Wake Forest	52	59	103	A	Mercer	52	76
								83	A	Central Mich.	71	81	113	A	Fordham	47	60
								95	H	Chattanooga	65	48	123	H	VCU	61	75
								97	A	Georgia	62	67	144	N	Eastern Wash.	56	68
													187	H	ETSU	64	74
													221	A	UNCW	52	56
													225	H	UNC Asheville	63	51
													226	A	Samford	54	50
													238	A	Wofford	69	49
													243	H	Richmond	48	54
													254	A	UNCG	52	65
													254	H	UNCG	65	55
													279	A	Davidson	61	71
													286	A	Western Caro.	72	75
													286	H	Western Caro.	73	44
													291	H	Gardner-Webb	84	62
													317	H	USC Upstate	57	37
													344	H	N.C. Central	60	40
LAST 12 Division I GAMES:																	
				83	A	Central Mich.	71	81	103	A	Mercer	52	76				
				254	A	UNCG	52	65	238	A	Wofford	69	49				
				286	A	Western Caro.	72	75	286	H	Western Caro.	73	44				
				95	H	Chattanooga	65	48	254	H	UNCG	65	55				
				187	H	ETSU	64	74	344	H	N.C. Central	60	40				
				226	A	Samford	54	50	291	H	Gardner-Webb	84	62				

Non-Div I Games: Bob Jones 95 45 Mars Hill 81 46 Newberry 67 41

Furman

Loss, Non-Conf, S Site, H Home A Away N Neutral

Ga. Southern

Through Games Of Feb. 6, 2017

Average RPI Win:	268	WON-LOST	WINNING	LAST 10	STRENGTH OF	OPP. STRENGTH	TEAM	ADJ.	CONF.	ADJ CONF.
Average RPI Loss:	167	RECORD	PCT. RANK	GAMES	SCHEDULE	OF SCHEDULE	RPI	RPI	RPI	RPI
DIV. I ONLY	9- 12	214	6- 4	266	286	257	257	21	21	
DIV. I NON-CONF.	3- 7	250	1- 0	187	310	261	261	19	19	
TOTALS	RPI 1-25	RPI 26-50	W-L RECORDS	RPI 51-100	RPI 101-150	RPI 150+				
9- 12	0- 0	0- 0	OVERALL	0- 1	0- 6	9- 5				
6- 5	0- 0	0- 0	HOME	0- 0	0- 3	6- 2				
3- 7	0- 0	0- 0	AWAY	0- 1	0- 3	3- 3				
0- 0	0- 0	0- 0	NEUTRAL	0- 0	0- 0	0- 0				
3- 7	0- 0	0- 0	NON-CONFERENCE	0- 1	0- 4	3- 2				
2- 2	0- 0	0- 0	HOME	0- 0	0- 2	2- 0				
1- 5	0- 0	0- 0	AWAY	0- 1	0- 2	1- 2				
0- 0	0- 0	0- 0	NEUTRAL	0- 0	0- 0	0- 0				
6- 5	0- 0	0- 0	CONFERENCE	0- 0	0- 2	6- 3				
4- 3	0- 0	0- 0	HOME	0- 0	0- 1	4- 2				
2- 2	0- 0	0- 0	AWAY	0- 0	0- 1	2- 1				
0- 0	0- 0	0- 0	NEUTRAL	0- 0	0- 0	0- 0				

RPI 1-25			RPI 26-50			RPI 51-100			RPI 101+			Team's RPI: 257
RPI	S	Opponent	Score	RPI	S	Opponent	Score	RPI	S	Opponent	Score	
						76 A IUPUI	57 83	103 H Mercer			56 77	
								105 A Troy			67 77	
								105 H Troy			86 89	
								112 A Clemson			47 58	
								116 A Alabama			48 66	
								137 H UCF			54 74	
								186 H Appalachian St.			53 50	
								191 A Louisiana			52 79	
								191 H Louisiana			63 60	
								239 H Coastal Caro.			78 70	
								250 A South Ala.			53 45	
								250 H South Ala.			46 55	
								259 A Savannah St.			50 45	
								260 A Jacksonville St.			55 67	
								274 A Charleston So.			54 55	
								278 H N.C. A&T			65 50	
								280 H Georgia St.			54 58	
								332 A La.-Monroe			65 44	
								332 H La.-Monroe			76 65	
								341 H South Carolina St.			74 58	
LAST 12 Division I GAMES:												
332 H		La.-Monroe	76 65	191 A		Louisiana	52 79					
191 H		Louisiana	63 60	332 A		La.-Monroe	65 44					
250 A		South Ala.	53 45	105 H		Troy	86 89					
105 A		Troy	67 77	250 H		South Ala.	46 55					
186 H		Appalachian St.	53 50	280 H		Georgia St.	54 58					
239 H		Coastal Caro.	78 70	341 H		South Carolina St.	74 58					

Non-Div I Games: Thomas (GA) 106 43

Ga. Southern

■ Loss,
 ■ Non-Conf,
 ■ S Site,
 ■ Home
 ■ A Away
 N Neutral

Average RPI Win:	292	WON-LOST	WINNING	LAST 10	STRENGTH OF	OPP. STRENGTH	TEAM	ADJ.	CONF.	ADJ CONF.
Average RPI Loss:	207	RECORD	PCT. RANK	GAMES	SCHEDULE	OF SCHEDULE	RPI	RPI	RPI	RPI
DIV. I ONLY	6- 12	260	4- 6	320	303	291	291	28	28	
DIV. I NON-CONF.	2- 6	275	0- 1	291	263	274	274	28	28	
TOTALS	RPI 1-25	RPI 26-50	W-L RECORDS	RPI 51-100	RPI 101-150	RPI 150+				
6- 12	0- 0	0- 1	OVERALL	0- 0	0- 2	6- 9				
2- 2	0- 0	0- 0	HOME	0- 0	0- 0	2- 2				
4- 8	0- 0	0- 1	AWAY	0- 0	0- 1	4- 3				
0- 2	0- 0	0- 0	NEUTRAL	0- 0	0- 0	0- 2				
2- 6	0- 0	0- 1	NON-CONFERENCE	0- 0	0- 1	2- 4				
0- 0	0- 0	0- 0	HOME	0- 0	0- 0	0- 0				
2- 4	0- 0	0- 1	AWAY	0- 0	0- 1	2- 2				
0- 2	0- 0	0- 0	NEUTRAL	0- 0	0- 0	0- 2				
4- 6	0- 0	0- 0	CONFERENCE	0- 0	0- 1	4- 5				
2- 2	0- 0	0- 0	HOME	0- 0	0- 0	2- 2				
2- 4	0- 0	0- 0	AWAY	0- 0	0- 1	2- 3				
0- 0	0- 0	0- 0	NEUTRAL	0- 0	0- 0	0- 0				

RPI 1-25			RPI 26-50			RPI 51-100			RPI 101+ Team's RPI: 291		
RPI	S	Opponent	Score	RPI	S	Opponent	Score	RPI	S	Opponent	Score
				44	A	Virginia Tech	42 76	127	A	Radford	57 67
								137	A	UCF	52 66
								186	N	Appalachian St.	67 72
								204	N	UAB	49 59
								222	H	Campbell	61 73
								225	H	UNC Asheville	55 52
								238	A	Wofford	66 75
								244	H	Presbyterian	55 56
								255	A	Furman	62 84
								265	A	Liberty	63 66
								265	H	Liberty	84 82
								274	A	Charleston So.	57 64
								286	A	Western Caro.	68 60
								293	A	High Point	69 71
								317	A	USC Upstate	57 53
								323	A	Winthrop	89 54
								335	A	Longwood	77 43
LAST 12 Division I GAMES:											
265	A	Liberty	63 66	265	H	Liberty	84 82				
323	A	Winthrop	89 54	335	A	Longwood	77 43				
222	H	Campbell	61 73	244	H	Presbyterian	55 56				
274	A	Charleston So.	57 64	127	A	Radford	57 67				
293	A	High Point	69 71	255	A	Furman	62 84				
225	H	UNC Asheville	55 52	286	A	Western Caro.	68 60				

Non-Div I Games: Montreat 92 45 Southern Wesleyan 86 62 Converse 68 38

Gardner-Webb

Loss, Non-Conf, S Site, H Home A Away N Neutral

George Mason

Through Games Of Feb. 6, 2017

Average RPI Win: 224	WON-LOST	WINNING	LAST 10	STRENGTH OF	OPP. STRENGTH	TEAM	ADJ.	CONF.	ADJ CONF.
Average RPI Loss: 118	RECORD	PCT. RANK	GAMES	SCHEDULE	OF SCHEDULE	RPI	RPI	RPI	RPI
DIV. I ONLY	11- 13	199	3- 7	111	217	155	155	12	12
DIV. I NON-CONF.	7- 6	157	1- 1	114	285	124	124	12	12
TOTALS	RPI 1-25	RPI 26-50	W-L RECORDS	RPI 51-100	RPI 101-150	RPI 150+			
11- 13	0- 0	0- 1	OVERALL	0- 3	4- 6	7- 3			
5- 5	0- 0	0- 0	HOME	0- 2	3- 3	2- 0			
6- 7	0- 0	0- 1	AWAY	0- 0	1- 3	5- 3			
0- 1	0- 0	0- 0	NEUTRAL	0- 1	0- 0	0- 0			
7- 6	0- 0	0- 1	NON-CONFERENCE	0- 1	3- 3	4- 1			
3- 2	0- 0	0- 0	HOME	0- 0	2- 2	1- 0			
4- 3	0- 0	0- 1	AWAY	0- 0	1- 1	3- 1			
0- 1	0- 0	0- 0	NEUTRAL	0- 1	0- 0	0- 0			
4- 7	0- 0	0- 0	CONFERENCE	0- 2	1- 3	3- 2			
2- 3	0- 0	0- 0	HOME	0- 2	1- 1	1- 0			
2- 4	0- 0	0- 0	AWAY	0- 0	0- 2	2- 2			
0- 0	0- 0	0- 0	NEUTRAL	0- 0	0- 0	0- 0			

RPI S	Opponent	Score	RPI S	Opponent	Score	RPI S	Opponent	Score	RPI S	Opponent	Score	Team's RPI: 155
47	A Georgetown	56 69	54	H George Washington	71 79	107	A Duquesne	57 76				
			61	H Dayton	48 60	110	H SFA	76 77				
			72	N Drexel	71 82	113	H Fordham	49 53				
						114	A Delaware	51 67				
						120	A Saint Louis	50 89				
						122	H Navy	68 64				
						123	H VCU	70 59				
						125	H Arizona	70 81				
						127	H Radford	70 56				
						146	A Detroit	55 54				
						164	A Towson	75 79				
						169	A La Salle	57 59				
						216	H St. Bonaventure	52 49				
						243	A Richmond	54 50				
						268	H Norfolk St.	60 33				
						270	A FIU	67 51				
						279	A Davidson	54 58				
						298	A Massachusetts	66 55				
						319	A Illinois St.	72 46				
						333	A LIU Brooklyn	64 48				
LAST 12 Division I GAMES:												
107	A Duquesne	57 76	54	H George Washington	71 79							
169	A La Salle	57 59	113	H Fordham	49 53							
61	H Dayton	48 60	120	A Saint Louis	50 89							
243	A Richmond	54 50	216	H St. Bonaventure	52 49							
279	A Davidson	54 58	270	A FIU	67 51							
123	H VCU	70 59	72	N Drexel	71 82							

Non-Div I Games:

George Mason

■ Loss,
 ■ Non-Conf,
 ■ S Site,
 ■ H Home
 ■ A Away
 N Neutral

Average RPI Win: 166	WON-LOST	WINNING	LAST 10	STRENGTH OF	OPP. STRENGTH	TEAM	ADJ.	CONF.	ADJ CONF.
Average RPI Loss: 74	RECORD	PCT. RANK	GAMES	SCHEDULE	OF SCHEDULE	RPI	RPI	RPI	RPI
DIV. I ONLY	15- 8	88	7- 3	66	83	54	54	12	12
DIV. I NON-CONF.	7- 5	137	1- 1	48	30	76	76	12	12
TOTALS	RPI 1-25	RPI 26-50	W-L RECORDS	RPI 51-100	RPI 101-150	RPI 150+			
15- 8	0- 1	0- 3	OVERALL	3- 1	4- 2	8- 1			
8- 2	0- 1	0- 0	HOME	0- 0	3- 1	5- 0			
5- 5	0- 0	0- 2	AWAY	1- 1	1- 1	3- 1			
2- 1	0- 0	0- 1	NEUTRAL	2- 0	0- 0	0- 0			
7- 5	0- 1	0- 3	NON-CONFERENCE	3- 0	0- 0	4- 1			
4- 1	0- 1	0- 0	HOME	0- 0	0- 0	4- 0			
1- 3	0- 0	0- 2	AWAY	1- 0	0- 0	0- 1			
2- 1	0- 0	0- 1	NEUTRAL	2- 0	0- 0	0- 0			
8- 3	0- 0	0- 0	CONFERENCE	0- 1	4- 2	4- 0			
4- 1	0- 0	0- 0	HOME	0- 0	3- 1	1- 0			
4- 2	0- 0	0- 0	AWAY	0- 1	1- 1	3- 0			
0- 0	0- 0	0- 0	NEUTRAL	0- 0	0- 0	0- 0			

RPI 1-25				RPI 26-50				RPI 51-100 Team's RPI: 54				RPI 101+			
RPI	S	Opponent	Score	RPI	S	Opponent	Score	RPI	S	Opponent	Score	RPI	S	Opponent	Score
12	H	Stanford	52 71	34	N	Syracuse	71 74	61	A	Dayton	48 50	107	A	Duquesne	75 40
				39	A	South Dakota St.	55 60	67	A	Villanova	72 69	107	H	Duquesne	63 73
				47	A	Georgetown	57 72	82	N	Western Ky.	68 49	111	H	Saint Joseph's	53 44
								90	N	FGCU	76 47	113	H	Fordham	63 46
												120	A	Saint Louis	59 67
												123	H	VCU	81 67
												155	A	George Mason	79 71
												169	A	La Salle	79 65
												174	H	Princeton	56 45
												175	A	American	61 66
												192	H	Illinois	72 56
												241	H	Loyola Maryland	74 64
												279	H	Davidson	76 62
												292	H	Coppin St.	77 46
												298	A	Massachusetts	60 54
LAST 12 Division I GAMES:															
169	A	La Salle	79 65	155	A	George Mason	79 71	61	A	Dayton	48 50	111	H	Saint Joseph's	53 44
113	H	Fordham	63 46	107	A	Duquesne	75 40	241	H	Loyola Maryland	74 64	12	H	Stanford	52 71
107	H	Duquesne	63 73												
120	A	Saint Louis	59 67												
298	A	Massachusetts	60 54												
279	H	Davidson	76 62												

Non-Div I Games:

George Washington

■ Loss,
 ■ Non-Conf, S Site,
 ■ Home
 ■ Away
 N Neutral

Average RPI Win: 150	WON-LOST	WINNING	LAST 10	STRENGTH OF	OPP. STRENGTH	TEAM	ADJ.	CONF.	ADJ CONF.
Average RPI Loss: 41	RECORD	PCT. RANK	GAMES	SCHEDULE	OF SCHEDULE	RPI	RPI	RPI	RPI
DIV. I ONLY	14- 8	106	6- 4	56	53	47	47	7	7
DIV. I NON-CONF.	8- 2	49	0- 0	41	52	9	9	7	7
TOTALS	RPI 1-25	RPI 26-50	W-L RECORDS	RPI 51-100	RPI 101-150	RPI 150+			
14- 8	0- 3	0- 2	OVERALL	3- 3	3- 0	8- 0			
6- 4	0- 2	0- 1	HOME	2- 1	1- 0	3- 0			
6- 4	0- 1	0- 1	AWAY	0- 2	1- 0	5- 0			
2- 0	0- 0	0- 0	NEUTRAL	1- 0	1- 0	0- 0			
8- 2	0- 0	0- 1	NON-CONFERENCE	2- 1	3- 0	3- 0			
3- 0	0- 0	0- 0	HOME	1- 0	1- 0	1- 0			
3- 2	0- 0	0- 1	AWAY	0- 1	1- 0	2- 0			
2- 0	0- 0	0- 0	NEUTRAL	1- 0	1- 0	0- 0			
6- 6	0- 3	0- 1	CONFERENCE	1- 2	0- 0	5- 0			
3- 4	0- 2	0- 1	HOME	1- 1	0- 0	2- 0			
3- 2	0- 1	0- 0	AWAY	0- 1	0- 0	3- 0			
0- 0	0- 0	0- 0	NEUTRAL	0- 0	0- 0	0- 0			

RPI 1-25				RPI 26-50				Team's RPI: 47	RPI 51-100				RPI 101+			
RPI	S	Opponent	Score	RPI	S	Opponent	Score		RPI	S	Opponent	Score	RPI	S	Opponent	Score
15	H	DePaul	53 76	43	H	Marquette	77 84		52	A	Minnesota	60 68	114	A	Delaware	54 46
22	A	Creighton	68 70	44	A	Virginia Tech	63 73		54	H	George Washington	72 57	116	H	Alabama	70 59
22	H	Creighton	59 67						66	H	St. John's (NY)	66 71	143	N	Wright St.	67 60
									67	A	Villanova	50 71	155	H	George Mason	69 56
									67	H	Villanova	54 49	164	A	Towson	75 59
									84	N	Penn St.	68 54	171	A	Providence	71 39
													171	H	Providence	72 70
													172	A	Xavier	69 64
													180	H	Seton Hall	77 58
													237	A	Butler	58 52
													270	A	FIU	66 53
LAST 12 Division I GAMES:																
22	H	Creighton	59 67	66	H	St. John's (NY)	66 71									
171	H	Providence	72 70	171	A	Providence	71 39									
67	H	Villanova	54 49	22	A	Creighton	68 70									
237	A	Butler	58 52	67	A	Villanova	50 71									
172	A	Xavier	69 64	43	H	Marquette	77 84									
180	H	Seton Hall	77 58	15	H	DePaul	53 76									

Non-Div I Games:

Georgetown

■ Loss,
 ■ Non-Conf,
 S Site,
 ■ Home
 ■ Away
 N Neutral

Average RPI Win:	154	WON-LOST	WINNING	LAST 10	STRENGTH OF	OPP. STRENGTH	TEAM	ADJ.	CONF.	ADJ CONF.
Average RPI Loss:	58	RECORD	PCT. RANK	GAMES	SCHEDULE	OF SCHEDULE	RPI	RPI	RPI	RPI
DIV. I ONLY	12- 11	160	4- 6	46	35	97	97	2	2	
DIV. I NON-CONF.	8- 5	124	1- 1	150	116	134	134	2	2	
TOTALS	RPI 1-25	RPI 26-50	W-L RECORDS	RPI 51-100	RPI 101-150	RPI 150+				
12- 11	2- 3	0- 3	OVERALL	2- 4	3- 0	5- 1				
9- 4	2- 1	0- 0	HOME	1- 2	2- 0	4- 1				
2- 6	0- 2	0- 2	AWAY	0- 2	1- 0	1- 0				
1- 1	0- 0	0- 1	NEUTRAL	1- 0	0- 0	0- 0				
8- 5	0- 0	0- 2	NON-CONFERENCE	2- 2	1- 0	5- 1				
6- 2	0- 0	0- 0	HOME	1- 1	1- 0	4- 1				
1- 2	0- 0	0- 1	AWAY	0- 1	0- 0	1- 0				
1- 1	0- 0	0- 1	NEUTRAL	1- 0	0- 0	0- 0				
4- 6	2- 3	0- 1	CONFERENCE	0- 2	2- 0	0- 0				
3- 2	2- 1	0- 0	HOME	0- 1	1- 0	0- 0				
1- 4	0- 2	0- 1	AWAY	0- 1	1- 0	0- 0				
0- 0	0- 0	0- 0	NEUTRAL	0- 0	0- 0	0- 0				

RPI	S	Opponent	Score	RPI	S	Opponent	Score	RPI	S	Opponent	Score	RPI	S	Opponent	Score
3	A	South Carolina	63 66	27	N	South Fla.	65 81	52	N	Minnesota	70 58	103	H	Mercer	72 64
3	H	South Carolina	44 62	30	A	Missouri	45 63	55	A	Oklahoma St.	51 71	109	H	Vanderbilt	70 68
14	H	Tennessee	81 78	42	A	Georgia Tech	45 52	69	H	Virginia	43 66	121	A	Arkansas	69 66
16	A	Kentucky	61 82					74	H	Florida	68 76	157	A	Cincinnati	51 48
20	H	Texas A&M	69 59					96	A	Ole Miss	62 69	226	H	Samford	59 65
								100	H	BYU	81 51	255	H	Furman	67 62
												286	H	Western Caro.	78 43
												294	H	Kennesaw St.	82 40
												341	H	South Carolina St.	64 50
LAST 12 Division I GAMES:															
14	H	Tennessee	81 78	3	A	South Carolina	63 66								
121	A	Arkansas	69 66	109	H	Vanderbilt	70 68								
96	A	Ole Miss	62 69	20	H	Texas A&M	69 59								
3	H	South Carolina	44 62	30	A	Missouri	45 63								
74	H	Florida	68 76	286	H	Western Caro.	78 43								
16	A	Kentucky	61 82	226	H	Samford	59 65								

Non-Div I Games:

Georgia

■ Loss,
 ■ Non-Conf,
 ■ S Site,
 ■ H Home
 ■ A Away
 N Neutral

Average RPI Win: 229	WON-LOST	WINNING	LAST 10	STRENGTH OF	OPP. STRENGTH	TEAM	ADJ.	CONF.	ADJ CONF.
Average RPI Loss: 176	RECORD	PCT. RANK	GAMES	SCHEDULE	OF SCHEDULE	RPI	RPI	RPI	RPI
DIV. I ONLY	7- 14	260	3- 7	262	218	280	280	21	21
DIV. I NON-CONF.	3- 7	250	0- 1	164	167	242	242	19	19
TOTALS	RPI 1-25	RPI 26-50	W-L RECORDS	RPI 51-100	RPI 101-150	RPI 150+			
7- 14	0- 0	0- 2	OVERALL	0- 1	1- 2	6- 9			
2- 8	0- 0	0- 1	HOME	0- 0	0- 1	2- 6			
4- 4	0- 0	0- 1	AWAY	0- 0	1- 1	3- 2			
1- 2	0- 0	0- 0	NEUTRAL	0- 1	0- 0	1- 1			
3- 7	0- 0	0- 2	NON-CONFERENCE	0- 1	0- 1	3- 3			
1- 3	0- 0	0- 1	HOME	0- 0	0- 0	1- 2			
1- 2	0- 0	0- 1	AWAY	0- 0	0- 1	1- 0			
1- 2	0- 0	0- 0	NEUTRAL	0- 1	0- 0	1- 1			
4- 7	0- 0	0- 0	CONFERENCE	0- 0	1- 1	3- 6			
1- 5	0- 0	0- 0	HOME	0- 0	0- 1	1- 4			
3- 2	0- 0	0- 0	AWAY	0- 0	1- 0	2- 2			
0- 0	0- 0	0- 0	NEUTRAL	0- 0	0- 0	0- 0			

RPI 1-25			RPI 26-50			RPI 51-100			RPI 101+ Team's RPI: 280		
RPI	S	Opponent	Score	RPI	S	Opponent	Score	RPI	S	Opponent	Score
				28	H	Elon	67 84	84	N	Penn St.	42 69
				42	A	Georgia Tech	42 73				
								105	A	Troy	68 65
								105	H	Troy	69 87
								116	A	Alabama	57 80
								175	N	American	59 58
								186	H	Appalachian St.	63 67
								188	A	Morehead St.	68 50
								191	A	Louisiana	65 72
								191	H	Louisiana	64 70
								211	H	Akron	66 78
								221	H	UNCW	66 72
								239	H	Coastal Caro.	67 73
								250	A	South Ala.	55 45
								250	H	South Ala.	47 77
								257	A	Ga. Southern	58 54
								264	N	Eastern Mich.	59 69
								294	H	Kennesaw St.	62 59
								332	A	La.-Monroe	63 72
								332	H	La.-Monroe	87 35
LAST 12 Division I GAMES:											
191	H	Louisiana	64 70	332	A	La.-Monroe	63 72				
332	H	La.-Monroe	87 35	191	A	Louisiana	65 72				
105	A	Troy	68 65	250	H	South Ala.	47 77				
250	A	South Ala.	55 45	105	H	Troy	69 87				
239	H	Coastal Caro.	67 73	257	A	Ga. Southern	58 54				
186	H	Appalachian St.	63 67	28	H	Elon	67 84				

Non-Div I Games: Allen 96 58

Georgia St.

■ Loss,
 ■ Non-Conf,
 ■ S Site,
 ■ H Home
 ■ A Away
 N Neutral

Average RPI Win:	144	WON-LOST	WINNING	LAST 10	STRENGTH OF	OPP. STRENGTH	TEAM	ADJ.	CONF.	ADJ CONF.
Average RPI Loss:	46	RECORD	PCT. RANK	GAMES	SCHEDULE	OF SCHEDULE	RPI	RPI	RPI	RPI
DIV. I ONLY	14- 9	116	3- 7	23	46	42	42	3	3	
DIV. I NON-CONF.	11- 2	24	2- 0	88	112	35	35	4	4	
TOTALS	RPI 1-25	RPI 26-50	W-L RECORDS	RPI 51-100	RPI 101-150	RPI 150+				
14- 9	0- 4	3- 1	OVERALL	3- 2	1- 2	7- 0				
9- 4	0- 3	2- 1	HOME	1- 0	1- 0	5- 0				
3- 5	0- 1	0- 0	AWAY	1- 2	0- 2	2- 0				
2- 0	0- 0	1- 0	NEUTRAL	1- 0	0- 0	0- 0				
11- 2	0- 0	1- 1	NON-CONFERENCE	3- 0	1- 1	6- 0				
7- 1	0- 0	0- 1	HOME	1- 0	1- 0	5- 0				
2- 1	0- 0	0- 0	AWAY	1- 0	0- 1	1- 0				
2- 0	0- 0	1- 0	NEUTRAL	1- 0	0- 0	0- 0				
3- 7	0- 4	2- 0	CONFERENCE	0- 2	0- 1	1- 0				
2- 3	0- 3	2- 0	HOME	0- 0	0- 0	0- 0				
1- 4	0- 1	0- 0	AWAY	0- 2	0- 1	1- 0				
0- 0	0- 0	0- 0	NEUTRAL	0- 0	0- 0	0- 0				

RPI 1-25				RPI 26-50				Team's RPI: 42		RPI 51-100				RPI 101+			
RPI	S	Opponent	Score	RPI	S	Opponent	Score			RPI	S	Opponent	Score	RPI	S	Opponent	Score
2	H	Notre Dame	38 55	29	H	Michigan	52 92			59	A	Wake Forest	65 70	103	H	Mercer	70 50
5	H	Florida St.	63 69	30	N	Missouri	72 70			61	N	Dayton	81 68	112	A	Clemson	61 62
10	H	Duke	68 75	34	H	Syracuse	75 66			69	A	Virginia	64 65	116	A	Alabama	65 67
13	A	Louisville	51 91	44	H	Virginia Tech	87 81			93	A	Middle Tenn.	61 60	174	H	Princeton	67 51
										97	H	Georgia	52 45	177	A	Boston College	71 67
														186	H	Appalachian St.	81 52
														212	H	Alabama St.	70 48
														226	H	Samford	62 57
														280	H	Georgia St.	73 42
														294	A	Kennesaw St.	86 49
LAST 12 Division I GAMES:																	
				44	H	Virginia Tech	87 81			34	H	Syracuse	75 66				
				69	A	Virginia	64 65			177	A	Boston College	71 67				
				112	A	Clemson	61 62			10	H	Duke	68 75				
				5	H	Florida St.	63 69			2	H	Notre Dame	38 55				
				59	A	Wake Forest	65 70			174	H	Princeton	67 51				
				13	A	Louisville	51 91			93	A	Middle Tenn.	61 60				

Non-Div I Games:

Georgia Tech

■ Loss,
 ■ Non-Conf, S Site,
 ■ Home
 ■ Away
 N Neutral

Average RPI Win: 193	WON-LOST	WINNING	LAST 10	STRENGTH OF	OPP. STRENGTH	TEAM	ADJ.	CONF.	ADJ CONF.
Average RPI Loss: 138	RECORD	PCT. RANK	GAMES	SCHEDULE	OF SCHEDULE	RPI	RPI	RPI	RPI
DIV. I ONLY	19- 4	13	10- 0	241	100	78	78	15	15
DIV. I NON-CONF.	9- 2	37	0- 0	152	50	56	56	13	13
TOTALS	RPI 1-25	RPI 26-50	W-L RECORDS	RPI 51-100	RPI 101-150	RPI 150+			
19- 4	1- 1	0- 1	OVERALL	3- 0	3- 0	12- 2			
11- 1	0- 0	0- 0	HOME	3- 0	1- 0	7- 1			
7- 1	1- 0	0- 0	AWAY	0- 0	2- 0	4- 1			
1- 2	0- 1	0- 1	NEUTRAL	0- 0	0- 0	1- 0			
9- 2	1- 1	0- 1	NON-CONFERENCE	2- 0	1- 0	5- 0			
6- 0	0- 0	0- 0	HOME	2- 0	0- 0	4- 0			
2- 0	1- 0	0- 0	AWAY	0- 0	1- 0	0- 0			
1- 2	0- 1	0- 1	NEUTRAL	0- 0	0- 0	1- 0			
10- 2	0- 0	0- 0	CONFERENCE	1- 0	2- 0	7- 2			
5- 1	0- 0	0- 0	HOME	1- 0	1- 0	3- 1			
5- 1	0- 0	0- 0	AWAY	0- 0	1- 0	4- 1			
0- 0	0- 0	0- 0	NEUTRAL	0- 0	0- 0	0- 0			

RPI 1-25				RPI 26-50				RPI 51-100 Team's RPI: 78				RPI 101+			
RPI	S	Opponent	Score	RPI	S	Opponent	Score	RPI	S	Opponent	Score	RPI	S	Opponent	Score
5	N	Florida St.	69 87	29	N	Michigan	66 78	51	H	Northwestern	67 56	126	A	St. Mary's (CA)	79 75
12	A	Stanford	68 63					56	H	Washington St.	79 61	144	A	Eastern Wash.	73 54
								100	H	BYU	87 52	149	H	San Francisco	61 46
												158	A	Santa Clara	50 49
												158	H	Santa Clara	51 39
												209	H	Pacific	63 65
												210	A	Loyola Marymount	80 56
												218	A	San Diego	57 55
												231	H	Colgate	72 42
												244	H	Presbyterian	79 39
												273	A	Portland	85 50
												273	H	Portland	67 55
												307	H	Nicholls St.	78 46
												308	A	Pepperdine	69 79
												308	H	Pepperdine	83 61
												323	N	Winthrop	71 41
												327	H	UC Irvine	102 38
LAST 12 Division I GAMES:															
158	A	Santa Clara	50 49	126	A	St. Mary's (CA)	79 75								
100	H	BYU	87 52	210	A	Loyola Marymount	80 56								
308	H	Pepperdine	83 61	273	H	Portland	67 55								
218	A	San Diego	57 55	149	H	San Francisco	61 46								
273	A	Portland	85 50	209	H	Pacific	63 65								
158	H	Santa Clara	51 39	308	A	Pepperdine	69 79								

Non-Div I Games:

Gonzaga

■ Loss,
 ■ Non-Conf,
 ■ S Site,
 ■ H Home
 ■ A Away
 N Neutral

Average RPI Win: 300	WON-LOST	WINNING	LAST 10	STRENGTH OF	OPP. STRENGTH	TEAM	ADJ.	CONF.	ADJ CONF.
Average RPI Loss: 149	RECORD	PCT. RANK	GAMES	SCHEDULE	OF SCHEDULE	RPI	RPI	RPI	RPI
DIV. I ONLY	10- 12	202	7- 3	316	266	229	229	30	30
DIV. I NON-CONF.	2- 9	293	1- 0	245	75	272	272	30	30
TOTALS	RPI 1-25	RPI 26-50	W-L RECORDS	RPI 51-100	RPI 101-150	RPI 150+			
10- 12	0- 1	0- 1	OVERALL	0- 1	0- 4	10- 5			
4- 2	0- 0	0- 0	HOME	0- 0	0- 0	4- 2			
6- 8	0- 0	0- 0	AWAY	0- 0	0- 0	6- 1			
0- 2	0- 0	0- 0	NEUTRAL	0- 0	0- 2	0- 0			
2- 9	0- 1	0- 1	NON-CONFERENCE	0- 1	0- 4	2- 2			
0- 1	0- 0	0- 0	HOME	0- 0	0- 0	0- 1			
2- 6	0- 1	0- 1	AWAY	0- 1	0- 2	2- 1			
0- 2	0- 0	0- 0	NEUTRAL	0- 0	0- 2	0- 0			
8- 3	0- 0	0- 0	CONFERENCE	0- 0	0- 0	8- 3			
4- 1	0- 0	0- 0	HOME	0- 0	0- 0	4- 1			
4- 2	0- 0	0- 0	AWAY	0- 0	0- 0	4- 2			
0- 0	0- 0	0- 0	NEUTRAL	0- 0	0- 0	0- 0			

RPI 1-25				RPI 26-50				RPI 51-100				RPI 101+ Team's RPI: 229			
RPI	S	Opponent	Score	RPI	S	Opponent	Score	RPI	S	Opponent	Score	RPI	S	Opponent	Score
19	A	Miami (FL)	61 89	38	A	Tulane	56 79	75	A	Southern California	64 75	101	N	SMU	36 56
												113	N	Fordham	53 59
												124	A	TCU	47 83
												125	A	Arizona	46 73
												159	A	Louisiana Tech	55 69
												203	A	Texas Southern	61 69
												212	A	Alabama St.	60 45
												233	A	Southern U.	70 63
												233	H	Southern U.	68 71
												284	H	Mississippi Val.	88 67
												285	A	Prairie View	49 51
												288	H	Ark.-Pine Bluff	56 54
												307	H	Nicholls St.	60 71
												309	A	Alcorn	67 63
												309	H	Alcorn	86 63
												332	A	La.-Monroe	59 54
												334	A	Southeastern La.	87 71
												348	H	Jackson St.	90 85
												349	A	Alabama A&M	68 53
LAST 12 Division I GAMES:															
309	A	Alcorn	67 63	203	A	Texas Southern	61 69								
233	A	Southern U.	70 63	309	H	Alcorn	86 63								
284	H	Mississippi Val.	88 67	233	H	Southern U.	68 71								
288	H	Ark.-Pine Bluff	56 54	349	A	Alabama A&M	68 53								
348	H	Jackson St.	90 85	212	A	Alabama St.	60 45								
285	A	Prairie View	49 51	334	A	Southeastern La.	87 71								

Non-Div I Games:

Grambling

■ Loss,
 ■ Non-Conf,
 ■ S Site,
 ■ Home
 ■ A Away
 N Neutral

Grand Canyon

Through Games Of Feb. 6, 2017

Average RPI Win:	285	WON-LOST	WINNING	LAST 10	STRENGTH OF	OPP. STRENGTH	TEAM	ADJ.	CONF.	ADJ CONF.
Average RPI Loss:	162	RECORD	PCT. RANK	GAMES	SCHEDULE	OF SCHEDULE	RPI	RPI	RPI	RPI
DIV. I ONLY	11- 8	132	5- 4	322	262	223	223	29	29	
DIV. I NON-CONF.	7- 5	137	3- 1	289	198	196	196	29	29	
TOTALS	RPI 1-25	RPI 26-50	W-L RECORDS	RPI 51-100	RPI 101-150	RPI 150+				
11- 8	0- 2	0- 0	OVERALL	0- 0	1- 0	10- 6				
9- 2	0- 1	0- 0	HOME	0- 0	1- 0	8- 1				
2- 6	0- 1	0- 0	AWAY	0- 0	0- 0	2- 5				
0- 0	0- 0	0- 0	NEUTRAL	0- 0	0- 0	0- 0				
7- 5	0- 2	0- 0	NON-CONFERENCE	0- 0	1- 0	6- 3				
6- 1	0- 1	0- 0	HOME	0- 0	1- 0	5- 0				
1- 4	0- 1	0- 0	AWAY	0- 0	0- 0	1- 3				
0- 0	0- 0	0- 0	NEUTRAL	0- 0	0- 0	0- 0				
4- 3	0- 0	0- 0	CONFERENCE	0- 0	0- 0	4- 3				
3- 1	0- 0	0- 0	HOME	0- 0	0- 0	3- 1				
1- 2	0- 0	0- 0	AWAY	0- 0	0- 0	1- 2				
0- 0	0- 0	0- 0	NEUTRAL	0- 0	0- 0	0- 0				

RPI 1-25				RPI 26-50				RPI 51-100				RPI 101+ Team's RPI: 223			
RPI	S	Opponent	Score	RPI	S	Opponent	Score	RPI	S	Opponent	Score	RPI	S	Opponent	Score
9	H	Washington	66 101									140	H	Idaho	64 60
10	A	Duke	47 90									165	A	UC Riverside	64 77
												176	A	Rice	50 64
												196	H	New Mexico St.	65 81
												215	A	Seattle U	60 86
												236	A	Hawaii	47 51
												253	H	UTRGV	60 59
												267	H	Cal Poly	64 59
												272	A	Southern Utah	76 73
												289	A	CSU Bakersfield	59 74
												296	H	Northern Ariz.	76 65
												302	H	Denver	73 70
												309	H	Alcorn	77 44
												310	H	UMKC	75 64
												329	H	Chicago St.	57 39
												330	H	Fla. Atlantic	81 60
												331	A	Utah Valley	62 46
LAST 12 Division I GAMES:															
289	A	CSU Bakersfield	59 74	331	A	Utah Valley	62 46								
329	H	Chicago St.	57 39	236	A	Hawaii	47 51								
310	H	UMKC	75 64	296	H	Northern Ariz.	76 65								
215	A	Seattle U	60 86	272	A	Southern Utah	76 73								
253	H	UTRGV	60 59	267	H	Cal Poly	64 59								
196	H	New Mexico St.	65 81	330	H	Fla. Atlantic	81 60								

Non-Div I Games: Chaminade 85 55

Grand Canyon

■ Loss,
 ■ Non-Conf, S Site,
 ■ Home
 ■ Away
 N Neutral

Average RPI Win: 168	WON-LOST	WINNING	LAST 10	STRENGTH OF	OPP. STRENGTH	TEAM	ADJ.	CONF.	ADJ CONF.
Average RPI Loss: 128	RECORD	PCT. RANK	GAMES	SCHEDULE	OF SCHEDULE	RPI	RPI	RPI	RPI
DIV. I ONLY	19- 4	13	1- 3	92	132	33	33	20	20
DIV. I NON-CONF.	9- 2	37	0- 1	10	21	5	5	20	20
TOTALS	RPI 1-25	RPI 26-50	W-L RECORDS	RPI 51-100	RPI 101-150	RPI 150+			
19- 4	0- 1	5- 0	OVERALL	2- 0	2- 1	10- 2			
10- 1	0- 0	3- 0	HOME	0- 0	2- 0	5- 1			
9- 3	0- 1	2- 0	AWAY	2- 0	0- 1	5- 1			
0- 0	0- 0	0- 0	NEUTRAL	0- 0	0- 0	0- 0			
9- 2	0- 1	5- 0	NON-CONFERENCE	2- 0	0- 0	2- 1			
4- 1	0- 0	3- 0	HOME	0- 0	0- 0	1- 1			
5- 1	0- 1	2- 0	AWAY	2- 0	0- 0	1- 0			
0- 0	0- 0	0- 0	NEUTRAL	0- 0	0- 0	0- 0			
10- 2	0- 0	0- 0	CONFERENCE	0- 0	2- 1	8- 1			
6- 0	0- 0	0- 0	HOME	0- 0	2- 0	4- 0			
4- 2	0- 0	0- 0	AWAY	0- 0	0- 1	4- 1			
0- 0	0- 0	0- 0	NEUTRAL	0- 0	0- 0	0- 0			

RPI 1-25				RPI 26-50				Team's RPI: 33				RPI 51-100				RPI 101+			
RPI	S	Opponent	Score	RPI	S	Opponent	Score	RPI	S	Opponent	Score	RPI	S	Opponent	Score	RPI	S	Opponent	Score
2	A	Notre Dame	67 71	28	H	Elon	71 56	80	A	Belmont	62 53	143	H	Wright St.	62 41				
				32	H	Drake	71 48	95	A	Chattanooga	71 55	146	A	Detroit	72 76				
				39	A	South Dakota St.	67 43					146	H	Detroit	60 55				
				43	A	Marquette	78 63					160	A	Oakland	71 74				
				48	H	Little Rock	57 31					160	H	Oakland	89 47				
												173	H	Milwaukee	89 47				
												194	A	Cleveland St.	65 51				
												202	H	Wisconsin	53 54				
												227	A	Bradley	68 43				
												237	H	Butler	61 34				
												262	H	Northern Ky.	70 39				
												314	A	Youngstown St.	84 51				
												320	A	Valparaiso	75 36				
												320	H	Valparaiso	56 35				
												326	A	Ill.-Chicago	79 65				
LAST 12 Division I GAMES:																			
2	A	Notre Dame	67 71	320	H	Valparaiso	56 35												
146	A	Detroit	72 76	160	H	Oakland	89 47												
160	A	Oakland	71 74	146	H	Detroit	60 55												
194	A	Cleveland St.	65 51	326	A	Ill.-Chicago	79 65												
314	A	Youngstown St.	84 51	320	A	Valparaiso	75 36												
173	H	Milwaukee	89 47	143	H	Wright St.	62 41												

Non-Div I Games:

Green Bay

■ Loss,
 ■ Non-Conf, S Site,
 ■ Home
 ■ Away
 N Neutral

Average RPI Win:	265	WON-LOST	WINNING	LAST 10	STRENGTH OF	OPP. STRENGTH	TEAM	ADJ.	CONF.	ADJ CONF.
Average RPI Loss:	100	RECORD	PCT. RANK	GAMES	SCHEDULE	OF SCHEDULE	RPI	RPI	RPI	RPI
DIV. I ONLY	14- 9	116	8- 2	271	207	154	154	32	32	
DIV. I NON-CONF.	6- 7	182	1- 1	87	36	95	95	31	31	
TOTALS	RPI 1-25	RPI 26-50	W-L RECORDS	RPI 51-100	RPI 101-150	RPI 150+				
14- 9	1- 1	0- 3	OVERALL	0- 2	1- 1	12- 2				
7- 1	1- 0	0- 0	HOME	0- 0	0- 0	6- 1				
3- 8	0- 1	0- 3	AWAY	0- 2	0- 1	3- 1				
4- 0	0- 0	0- 0	NEUTRAL	0- 0	1- 0	3- 0				
6- 7	1- 1	0- 3	NON-CONFERENCE	0- 2	1- 1	4- 0				
2- 0	1- 0	0- 0	HOME	0- 0	0- 0	1- 0				
0- 7	0- 1	0- 3	AWAY	0- 2	0- 1	0- 0				
4- 0	0- 0	0- 0	NEUTRAL	0- 0	1- 0	3- 0				
8- 2	0- 0	0- 0	CONFERENCE	0- 0	0- 0	8- 2				
5- 1	0- 0	0- 0	HOME	0- 0	0- 0	5- 1				
3- 1	0- 0	0- 0	AWAY	0- 0	0- 0	3- 1				
0- 0	0- 0	0- 0	NEUTRAL	0- 0	0- 0	0- 0				

RPI 1-25				RPI 26-50				RPI 51-100				RPI 101+ Team's RPI: 154			
RPI	S	Opponent	Score	RPI	S	Opponent	Score	RPI	S	Opponent	Score	RPI	S	Opponent	Score
3	A	South Carolina	38 92	36	A	North Carolina St.	56 81	51	A	Northwestern	48 67	118	N	Maine	58 49
23	H	Temple	71 65	41	A	James Madison	50 71	90	A	FGCU	49 60	133	A	Old Dominion	58 61
				50	A	Iowa	51 84					226	N	Samford	63 57
												240	H	UMES	65 68
												243	H	Richmond	72 45
												259	A	Savannah St.	51 55
												259	H	Savannah St.	75 46
												268	A	Norfolk St.	58 57
												278	H	N.C. A&T	64 57
												292	H	Coppin St.	78 54
												311	N	Saint Peter's	71 42
												322	N	Lafayette	58 55
												341	A	South Carolina St.	51 50
												341	H	South Carolina St.	80 46
												344	H	N.C. Central	60 36
												345	A	Delaware St.	83 52
LAST 12 Division I GAMES:															
341	A	South Carolina St.	51 50	345	A	Delaware St.	83 52								
259	A	Savannah St.	51 55	259	H	Savannah St.	75 46								
240	H	UMES	65 68	341	H	South Carolina St.	80 46								
292	H	Coppin St.	78 54	278	H	N.C. A&T	64 57								
268	A	Norfolk St.	58 57	226	N	Samford	63 57								
344	H	N.C. Central	60 36	90	A	FGCU	49 60								

Non-Div I Games:

Hampton

■ Loss,
 ■ Non-Conf, S Site,
 ■ Home
 ■ Away
 N Neutral

Average RPI Win:	234	WON-LOST	WINNING	LAST 10	STRENGTH OF	OPP. STRENGTH	TEAM	ADJ.	CONF.	ADJ CONF.
Average RPI Loss:	143	RECORD	PCT. RANK	GAMES	SCHEDULE	OF SCHEDULE	RPI	RPI	RPI	RPI
DIV. I ONLY	14- 9	116	5- 5	242	216	166	166	22	22	
DIV. I NON-CONF.	9- 4	85	2- 0	218	230	130	130	22	22	
TOTALS	RPI 1-25	RPI 26-50	W-L RECORDS	RPI 51-100	RPI 101-150	RPI 150+				
14- 9	0- 0	0- 1	OVERALL	0- 2	1- 3	13- 3				
7- 4	0- 0	0- 1	HOME	0- 1	0- 1	7- 1				
5- 5	0- 0	0- 0	AWAY	0- 1	1- 2	4- 2				
2- 0	0- 0	0- 0	NEUTRAL	0- 0	0- 0	2- 0				
9- 4	0- 0	0- 1	NON-CONFERENCE	0- 1	1- 0	8- 2				
3- 3	0- 0	0- 1	HOME	0- 1	0- 0	3- 1				
4- 1	0- 0	0- 0	AWAY	0- 0	1- 0	3- 1				
2- 0	0- 0	0- 0	NEUTRAL	0- 0	0- 0	2- 0				
5- 5	0- 0	0- 0	CONFERENCE	0- 1	0- 3	5- 1				
4- 1	0- 0	0- 0	HOME	0- 0	0- 1	4- 0				
1- 4	0- 0	0- 0	AWAY	0- 1	0- 2	1- 1				
0- 0	0- 0	0- 0	NEUTRAL	0- 0	0- 0	0- 0				

RPI 1-25				RPI 26-50				RPI 51-100				RPI 101+ Team's RPI: 166			
RPI	S	Opponent	Score	RPI	S	Opponent	Score	RPI	S	Opponent	Score	RPI	S	Opponent	Score
				49	H	Quinnipiac	59 82	90	H	FGCU	63 70	114	A	Delaware	67 66
								99	A	New Hampshire	50 58	118	A	Maine	62 73
												118	H	Maine	60 66
												148	A	Albany (NY)	71 82
												171	H	Providence	65 77
												177	H	Boston College	65 56
												182	A	Hofstra	69 67
												199	A	Siena	80 76
												205	H	Binghamton	76 73
												206	H	Sacred Heart	81 64
												219	A	Niagara	62 75
												224	N	Monmouth	75 72
												230	A	UMBC	80 73
												251	H	Stony Brook	65 52
												268	N	Norfolk St.	61 51
												271	A	Vermont	70 76
												271	H	Vermont	68 55
												298	H	Massachusetts	75 56
												305	A	Central Conn. St.	68 58
												339	H	UMass Lowell	80 59
LAST 12 Division I GAMES:															
				118	H	Maine	60 66					118	A	Maine	62 73
				271	A	Vermont	70 76					339	H	UMass Lowell	80 59
				148	A	Albany (NY)	71 82					230	A	UMBC	80 73
				205	H	Binghamton	76 73					271	H	Vermont	68 55
				99	A	New Hampshire	50 58					182	A	Hofstra	69 67
				251	H	Stony Brook	65 52					114	A	Delaware	67 66

Non-Div I Games:

Hartford

■ Loss,
 ■ Non-Conf, S Site,
 ■ Home
 ■ Away
 N Neutral

Average RPI Win:	176	WON-LOST	WINNING	LAST 10	STRENGTH OF	OPP. STRENGTH	TEAM	ADJ.	CONF.	ADJ CONF.
Average RPI Loss:	115	RECORD	PCT. RANK	GAMES	SCHEDULE	OF SCHEDULE	RPI	RPI	RPI	RPI
DIV. I ONLY	16- 3	10	8- 2	125	139	35	35	9	9	
DIV. I NON-CONF.	12- 1	7	6- 0	145	185	24	24	9	9	
TOTALS	RPI 1-25	RPI 26-50	W-L RECORDS	RPI 51-100	RPI 101-150	RPI 150+				
16- 3	1- 0	0- 0	OVERALL	2- 1	2- 1	11- 1				
8- 0	1- 0	0- 0	HOME	1- 0	2- 0	4- 0				
6- 3	0- 0	0- 0	AWAY	0- 1	0- 1	6- 1				
2- 0	0- 0	0- 0	NEUTRAL	1- 0	0- 0	1- 0				
12- 1	1- 0	0- 0	NON-CONFERENCE	1- 1	1- 0	9- 0				
5- 0	1- 0	0- 0	HOME	0- 0	1- 0	3- 0				
5- 1	0- 0	0- 0	AWAY	0- 1	0- 0	5- 0				
2- 0	0- 0	0- 0	NEUTRAL	1- 0	0- 0	1- 0				
4- 2	0- 0	0- 0	CONFERENCE	1- 0	1- 1	2- 1				
3- 0	0- 0	0- 0	HOME	1- 0	1- 0	1- 0				
1- 2	0- 0	0- 0	AWAY	0- 0	0- 1	1- 1				
0- 0	0- 0	0- 0	NEUTRAL	0- 0	0- 0	0- 0				

RPI 1-25				RPI 26-50				RPI 51-100				RPI 101+			
RPI	S	Opponent	Score	RPI	S	Opponent	Score	RPI	S	Opponent	Score	RPI	S	Opponent	Score
23	H	Temple	73 62					52	A	Minnesota	87 103	118	H	Maine	69 62
								68	N	Buffalo	74 62	119	A	Penn	43 63
								92	H	Cornell	62 59	142	H	Columbia	70 68
												153	A	Kansas	69 59
												169	A	La Salle	66 64
												174	A	Princeton	58 63
												181	H	Fairfield	58 44
												199	A	Siena	65 58
												206	A	Sacred Heart	68 60
												214	A	Dartmouth	70 61
												214	H	Dartmouth	70 65
												225	N	UNC Asheville	79 62
												226	H	Samford	57 52
												275	A	Boston U.	65 52
												306	H	NJIT	59 38
LAST 12 Division I GAMES:															
174	A	Princeton	58 63	214	H	Dartmouth	70 65								
119	A	Penn	43 63	68	N	Buffalo	74 62								
142	H	Columbia	70 68	225	N	UNC Asheville	79 62								
92	H	Cornell	62 59	199	A	Siena	65 58								
214	A	Dartmouth	70 61	153	A	Kansas	69 59								
169	A	La Salle	66 64	306	H	NJIT	59 38								

Non-Div I Games:

Harvard

■ Loss,
■ Non-Conf, S Site,
■ Home
■ Away
N Neutral

Average RPI Win:	276	WON-LOST	WINNING	LAST 10	STRENGTH OF	OPP. STRENGTH	TEAM	ADJ.	CONF.	ADJ CONF.
Average RPI Loss:	139	RECORD	PCT. RANK	GAMES	SCHEDULE	OF SCHEDULE	RPI	RPI	RPI	RPI
DIV. I ONLY	7- 13	249	5- 5	173	197	236	236	25	25	
DIV. I NON-CONF.	3- 8	262	1- 2	92	148	237	237	24	24	
TOTALS	RPI 1-25	RPI 26-50	W-L RECORDS	RPI 51-100	RPI 101-150	RPI 150+				
7- 13	0- 2	0- 1	OVERALL	0- 3	0- 1	7- 6				
6- 3	0- 1	0- 1	HOME	0- 0	0- 0	6- 1				
1- 10	0- 1	0- 0	AWAY	0- 3	0- 1	1- 5				
0- 0	0- 0	0- 0	NEUTRAL	0- 0	0- 0	0- 0				
3- 8	0- 2	0- 1	NON-CONFERENCE	0- 2	0- 0	3- 3				
3- 3	0- 1	0- 1	HOME	0- 0	0- 0	3- 1				
0- 5	0- 1	0- 0	AWAY	0- 2	0- 0	0- 2				
0- 0	0- 0	0- 0	NEUTRAL	0- 0	0- 0	0- 0				
4- 5	0- 0	0- 0	CONFERENCE	0- 1	0- 1	4- 3				
3- 0	0- 0	0- 0	HOME	0- 0	0- 0	3- 0				
1- 5	0- 0	0- 0	AWAY	0- 1	0- 1	1- 3				
0- 0	0- 0	0- 0	NEUTRAL	0- 0	0- 0	0- 0				

RPI 1-25				RPI 26-50				RPI 51-100				RPI 101+ Team's RPI: 236			
RPI	S	Opponent	Score	RPI	S	Opponent	Score	RPI	S	Opponent	Score	RPI	S	Opponent	Score
4	H	Mississippi St.	41 66	37	H	Oregon	49 86	75	A	Southern California	44 76	102	A	Long Beach St.	57 68
11	A	UCLA	49 72					85	A	Boise St.	49 61	165	A	UC Riverside	45 63
								98	A	UC Davis	55 70	196	H	New Mexico St.	56 53
												197	A	CSUN	56 67
												207	H	San Jose St.	61 77
												223	H	Grand Canyon	51 47
												245	A	UC Santa Barbara	62 74
												267	A	Cal Poly	87 79
												267	H	Cal Poly	66 57
												289	A	CSU Bakersfield	51 58
												290	A	Nevada	59 67
												314	H	Youngstown St.	72 50
												327	H	UC Irvine	79 62
												338	H	Cal St. Fullerton	60 50
LAST 12 Division I GAMES:															
197	A	CSUN	56 67	338	H	Cal St. Fullerton	60 50								
165	A	UC Riverside	45 63	98	A	UC Davis	55 70								
267	H	Cal Poly	66 57	102	A	Long Beach St.	57 68								
327	H	UC Irvine	79 62	223	H	Grand Canyon	51 47								
245	A	UC Santa Barbara	62 74	85	A	Boise St.	49 61								
267	A	Cal Poly	87 79	290	A	Nevada	59 67								

Non-Div I Games: Hawaii Pacific 88 54

Hawaii

■ Loss,
 ■ Non-Conf, S Site,
 ■ Home
 ■ Away
 N Neutral

Average RPI Win:	274	WON-LOST	WINNING	LAST 10	STRENGTH OF	OPP. STRENGTH	TEAM	ADJ.	CONF.	ADJ CONF.
Average RPI Loss:	194	RECORD	PCT. RANK	GAMES	SCHEDULE	OF SCHEDULE	RPI	RPI	RPI	RPI
DIV. I ONLY	6- 13	273	6- 4	234	314	293	293	28	28	
DIV. I NON-CONF.	0- 9	335	0- 2	165	266	337	337	28	28	
TOTALS	RPI 1-25	RPI 26-50	W-L RECORDS	RPI 51-100	RPI 101-150	RPI 150+				
6- 13	0- 0	0- 1	OVERALL	0- 2	0- 2	6- 8				
4- 5	0- 0	0- 1	HOME	0- 0	0- 1	4- 3				
2- 8	0- 0	0- 0	AWAY	0- 0	0- 0	2- 0				
0- 0	0- 0	0- 0	NEUTRAL	0- 0	0- 0	0- 0				
0- 9	0- 0	0- 1	NON-CONFERENCE	0- 2	0- 1	0- 5				
0- 4	0- 0	0- 1	HOME	0- 0	0- 1	0- 2				
0- 5	0- 0	0- 0	AWAY	0- 2	0- 0	0- 3				
0- 0	0- 0	0- 0	NEUTRAL	0- 0	0- 0	0- 0				
6- 4	0- 0	0- 0	CONFERENCE	0- 0	0- 1	6- 3				
4- 1	0- 0	0- 0	HOME	0- 0	0- 0	4- 1				
2- 3	0- 0	0- 0	AWAY	0- 0	0- 1	2- 2				
0- 0	0- 0	0- 0	NEUTRAL	0- 0	0- 0	0- 0				

RPI 1-25				RPI 26-50				RPI 51-100				RPI 101+ Team's RPI: 293			
RPI	S	Opponent	Score	RPI	S	Opponent	Score	RPI	S	Opponent	Score	RPI	S	Opponent	Score
				45	H	Ohio	48 76	64	A	West Virginia	59 82	127	A	Radford	56 59
								96	A	Ole Miss	62 73	134	H	Stetson	47 81
												204	A	UAB	66 75
												222	A	Campbell	33 58
												225	A	UNC Asheville	76 60
												225	H	UNC Asheville	81 70
												244	H	Presbyterian	87 60
												254	H	UNCG	67 69
												265	A	Liberty	74 81
												268	H	Norfolk St.	60 63
												274	H	Charleston So.	68 74
												279	A	Davidson	72 82
												286	A	Western Caro.	64 73
												291	H	Gardner-Webb	71 69
												323	H	Winthrop	88 43
												335	A	Longwood	80 49
LAST 12 Division I GAMES:															
				225	H	UNC Asheville	81 70	225	A	UNC Asheville	76 60				
				335	A	Longwood	80 49	274	H	Charleston So.	68 74				
				244	H	Presbyterian	87 60	265	A	Liberty	74 81				
				222	A	Campbell	33 58	323	H	Winthrop	88 43				
				291	H	Gardner-Webb	71 69	254	H	UNCG	67 69				
				127	A	Radford	56 59	286	A	Western Caro.	64 73				

Non-Div I Games: Spring Hill 74 58 Brevard 89 42

High Point

Loss, Non-Conf, S Site, H Home A Away N Neutral

Average RPI Win:	201	WON-LOST	WINNING	LAST 10	STRENGTH OF	OPP. STRENGTH	TEAM	ADJ.	CONF.	ADJ CONF.
Average RPI Loss:	126	RECORD	PCT. RANK	GAMES	SCHEDULE	OF SCHEDULE	RPI	RPI	RPI	RPI
DIV. I ONLY	9- 12	214	2- 8	112	180	182	182	8	8	
DIV. I NON-CONF.	7- 4	114	1- 1	170	316	118	118	8	8	
TOTALS	RPI 1-25	RPI 26-50	W-L RECORDS	RPI 51-100	RPI 101-150	RPI 150+				
9- 12	0- 0	0- 3	OVERALL	1- 2	2- 2	6- 5				
5- 6	0- 0	0- 2	HOME	0- 0	1- 1	4- 3				
4- 6	0- 0	0- 1	AWAY	1- 2	1- 1	2- 2				
0- 0	0- 0	0- 0	NEUTRAL	0- 0	0- 0	0- 0				
7- 4	0- 0	0- 0	NON-CONFERENCE	1- 1	1- 1	5- 2				
4- 1	0- 0	0- 0	HOME	0- 0	0- 0	4- 1				
3- 3	0- 0	0- 0	AWAY	1- 1	1- 1	1- 1				
0- 0	0- 0	0- 0	NEUTRAL	0- 0	0- 0	0- 0				
2- 8	0- 0	0- 3	CONFERENCE	0- 1	1- 1	1- 3				
1- 5	0- 0	0- 2	HOME	0- 0	1- 1	0- 2				
1- 3	0- 0	0- 1	AWAY	0- 1	0- 0	1- 1				
0- 0	0- 0	0- 0	NEUTRAL	0- 0	0- 0	0- 0				

RPI 1-25			RPI 26-50			RPI 51-100			RPI 101+			Team's RPI: 182			
RPI	S	Opponent	Score	RPI	S	Opponent	Score	RPI	S	Opponent	Score	RPI	S	Opponent	Score
				28	H	Elon	53 64	68	A	Buffalo	50 74	111	A	Saint Joseph's	75 64
				41	A	James Madison	57 93	72	A	Drexel	43 65	114	H	Delaware	56 73
				41	H	James Madison	50 61	98	A	UC Davis	64 60	122	A	Navy	69 78
												136	H	William & Mary	64 61
												164	A	Towson	70 61
												166	H	Hartford	67 69
												175	H	American	72 67
												178	A	Col. of Charleston	55 71
												185	H	Northeastern	51 53
												221	H	UNCW	54 56
												232	H	Marist	62 42
												251	A	Stony Brook	67 64
												277	A	Sacramento St.	85 97
												298	H	Massachusetts	71 55
												345	H	Delaware St.	64 44
LAST 12 Division I GAMES:															
				136	H	William & Mary	64 61	114	H	Delaware	56 73				
				41	H	James Madison	50 61	164	A	Towson	70 61				
				28	H	Elon	53 64	41	A	James Madison	57 93				
				178	A	Col. of Charleston	55 71	185	H	Northeastern	51 53				
				72	A	Drexel	43 65	166	H	Hartford	67 69				
				221	H	UNCW	54 56	111	A	Saint Joseph's	75 64				

Non-Div I Games:

Hofstra

■ Loss,
 ■ Non-Conf, S Site,
 ■ Home
 ■ Away
 N Neutral

Holy Cross

Through Games Of Feb. 6, 2017

Average RPI Win:	240	WON-LOST	WINNING	LAST 10	STRENGTH OF	OPP. STRENGTH	TEAM	ADJ.	CONF.	ADJ CONF.
Average RPI Loss:	179	RECORD	PCT. RANK	GAMES	SCHEDULE	OF SCHEDULE	RPI	RPI	RPI	RPI
DIV. I ONLY	6- 16	288	4- 6	231	264	304	304	23	23	
DIV. I NON-CONF.	2- 9	293	0- 1	298	257	339	339	25	25	
TOTALS	RPI 1-25	RPI 26-50	W-L RECORDS	RPI 51-100	RPI 101-150	RPI 150+				
6- 16	0- 1	0- 1	OVERALL	1- 2	0- 2	5- 10				
4- 7	0- 0	0- 1	HOME	1- 1	0- 1	3- 4				
2- 9	0- 1	0- 0	AWAY	0- 1	0- 1	2- 6				
0- 0	0- 0	0- 0	NEUTRAL	0- 0	0- 0	0- 0				
2- 9	0- 1	0- 1	NON-CONFERENCE	0- 1	0- 0	2- 6				
2- 3	0- 0	0- 1	HOME	0- 1	0- 0	2- 1				
0- 6	0- 1	0- 0	AWAY	0- 0	0- 0	0- 5				
0- 0	0- 0	0- 0	NEUTRAL	0- 0	0- 0	0- 0				
4- 7	0- 0	0- 0	CONFERENCE	1- 1	0- 2	3- 4				
2- 4	0- 0	0- 0	HOME	1- 0	0- 1	1- 3				
2- 3	0- 0	0- 0	AWAY	0- 1	0- 1	2- 1				
0- 0	0- 0	0- 0	NEUTRAL	0- 0	0- 0	0- 0				

RPI 1-25			RPI 26-50			RPI 51-100			RPI 101+ Team's RPI: 304		
RPI	S	Opponent	Score	RPI	S	Opponent	Score	RPI	S	Opponent	Score
24	A	Arizona St.	33 63	49	H	Quinnipiac	55 78	58	A	Bucknell	48 77
								58	H	Bucknell	63 51
								84	H	Penn St.	48 84
								122	A	Navy	56 57
								122	H	Navy	71 73
								151	H	Yale	70 71
								170	H	Army West Point	59 67
								175	A	American	61 60
								214	A	Dartmouth	49 53
								231	A	Colgate	52 70
								231	H	Colgate	54 62
								232	H	Marist	50 46
								266	A	Manhattan	56 60
								271	A	Vermont	52 63
								275	H	Boston U.	49 66
								298	A	Massachusetts	66 69
								300	A	Bryant	74 76
								312	H	Lehigh	65 47
								322	A	Lafayette	67 61
								339	H	UMass Lowell	62 47
LAST 12 Division I GAMES:											
58	H	Bucknell	63 51	322	A	Lafayette	67 61				
231	A	Colgate	52 70	58	A	Bucknell	48 77				
122	H	Navy	71 73	231	H	Colgate	54 62				
175	A	American	61 60	122	A	Navy	56 57				
170	H	Army West Point	59 67	275	H	Boston U.	49 66				
312	H	Lehigh	65 47	24	A	Arizona St.	33 63				

Non-Div I Games:

Holy Cross

■ Loss,
 ■ Non-Conf, S Site,
 ■ Home
 ■ Away
 N Neutral

Average RPI Win:	207	WON-LOST	WINNING	LAST 10	STRENGTH OF	OPP. STRENGTH	TEAM	ADJ.	CONF.	ADJ CONF.
Average RPI Loss:	93	RECORD	PCT. RANK	GAMES	SCHEDULE	OF SCHEDULE	RPI	RPI	RPI	RPI
DIV. I ONLY	9- 14	232	2- 8	80	90	161	161	5	5	
DIV. I NON-CONF.	7- 6	157	1- 1	157	234	154	154	5	5	
TOTALS	RPI 1-25	RPI 26-50	W-L RECORDS	RPI 51-100	RPI 101-150	RPI 150+				
9- 14	0- 2	0- 2	OVERALL	0- 2	3- 5	6- 3				
5- 6	0- 1	0- 1	HOME	0- 0	1- 3	4- 1				
4- 7	0- 1	0- 1	AWAY	0- 2	2- 1	2- 2				
0- 1	0- 0	0- 0	NEUTRAL	0- 0	0- 1	0- 0				
7- 6	0- 0	0- 0	NON-CONFERENCE	0- 2	1- 3	6- 1				
4- 2	0- 0	0- 0	HOME	0- 0	0- 1	4- 1				
3- 3	0- 0	0- 0	AWAY	0- 2	1- 1	2- 0				
0- 1	0- 0	0- 0	NEUTRAL	0- 0	0- 1	0- 0				
2- 8	0- 2	0- 2	CONFERENCE	0- 0	2- 2	0- 2				
1- 4	0- 1	0- 1	HOME	0- 0	1- 2	0- 0				
1- 4	0- 1	0- 1	AWAY	0- 0	1- 0	0- 2				
0- 0	0- 0	0- 0	NEUTRAL	0- 0	0- 0	0- 0				

RPI	S	Opponent	Score	RPI	S	Opponent	Score	RPI	S	Opponent	Score	RPI	S	Opponent	Score	Team's RPI: 161
1	A	UConn	42 91	38	A	Tulane	56 82	62	A	Texas Tech	60 84	101	H	SMU	45 66	
23	H	Temple	57 69	38	H	Tulane	49 57	79	A	UNLV	53 64	102	A	Long Beach St.	55 65	
												103	H	Mercer	60 64	
												115	N	Central Ark.	55 69	
												130	H	Tulsa	71 66	
												132	A	East Carolina	73 62	
												137	H	UCF	48 62	
												150	A	UTSA	56 49	
												157	A	Cincinnati	64 85	
												168	A	Memphis	65 66	
												178	H	Col. of Charleston	79 63	
												183	H	Texas St.	56 61	
												189	H	Rutgers	53 51	
												191	A	Louisiana	69 64	
												253	A	UTRGV	68 52	
												309	H	Alcorn	85 70	
												334	H	Southeastern La.	83 80	
LAST 12 Division I GAMES:																
132	A	East Carolina	73 62	38	A	Tulane	56 82									
38	H	Tulane	49 57	137	H	UCF	48 62									
1	A	UConn	42 91	157	A	Cincinnati	64 85									
168	A	Memphis	65 66	130	H	Tulsa	71 66									
101	H	SMU	45 66	309	H	Alcorn	85 70									
23	H	Temple	57 69	115	N	Central Ark.	55 69									

Non-Div I Games:

Houston

 Loss,
 Non-Conf,
 S Site,
 H Home
 A Away
N Neutral

Houston Baptist

Through Games Of Feb. 6, 2017

Average RPI Win:	327	WON-LOST	WINNING	LAST 10	STRENGTH OF	OPP. STRENGTH	TEAM	ADJ.	CONF.	ADJ CONF.
Average RPI Loss:	195	RECORD	PCT. RANK	GAMES	SCHEDULE	OF SCHEDULE	RPI	RPI	RPI	RPI
DIV. I ONLY	3- 15	324	3- 7	307	272	337	337	27	27	
DIV. I NON-CONF.	0- 8	335	0- 2	127	152	319	319	27	27	
TOTALS	RPI 1-25	RPI 26-50	W-L RECORDS	RPI 51-100	RPI 101-150	RPI 150+				
3- 15	0- 2	0- 0	OVERALL	0- 0	0- 4	3- 9				
3- 7	0- 0	0- 0	HOME	0- 0	0- 2	3- 5				
0- 8	0- 0	0- 0	AWAY	0- 0	0- 0	0- 2				
0- 0	0- 0	0- 0	NEUTRAL	0- 0	0- 0	0- 0				
0- 8	0- 2	0- 0	NON-CONFERENCE	0- 0	0- 2	0- 4				
0- 4	0- 0	0- 0	HOME	0- 0	0- 1	0- 3				
0- 4	0- 2	0- 0	AWAY	0- 0	0- 1	0- 1				
0- 0	0- 0	0- 0	NEUTRAL	0- 0	0- 0	0- 0				
3- 7	0- 0	0- 0	CONFERENCE	0- 0	0- 2	3- 5				
3- 3	0- 0	0- 0	HOME	0- 0	0- 1	3- 2				
0- 4	0- 0	0- 0	AWAY	0- 0	0- 1	0- 3				
0- 0	0- 0	0- 0	NEUTRAL	0- 0	0- 0	0- 0				

RPI 1-25				RPI 26-50				RPI 51-100				RPI 101+ Team's RPI: 337			
RPI	S	Opponent	Score	RPI	S	Opponent	Score	RPI	S	Opponent	Score	RPI	S	Opponent	Score
6	A	Texas	46 98									110	A	SFA	49 86
8	A	Baylor	43 118									115	H	Central Ark.	49 80
												121	A	Arkansas	40 101
												138	H	Oral Roberts	65 75
												176	H	Rice	53 79
												195	H	New Orleans	63 73
												203	H	Texas Southern	34 50
												263	A	McNeese	53 68
												287	A	UTEP	45 75
												303	H	A&M-Corpus Christi	56 51
												307	A	Nicholls St.	57 76
												332	H	La.-Monroe	65 77
												334	H	Southeastern La.	71 87
												336	A	Incarnate Word	54 69
												336	H	Incarnate Word	68 51
												343	H	Sam Houston St.	61 51
LAST 12 Division I GAMES:															
303	H	A&M-Corpus Christi	56 51	263	A	McNeese	53 68								
336	A	Incarnate Word	54 69	334	H	Southeastern La.	71 87								
307	A	Nicholls St.	57 76	343	H	Sam Houston St.	61 51								
195	H	New Orleans	63 73	110	A	SFA	49 86								
336	H	Incarnate Word	68 51	121	A	Arkansas	40 101								
115	H	Central Ark.	49 80	332	H	La.-Monroe	65 77								

Non-Div I Games: S'western Assemblie71 52 Arlington Baptist 75 55

Houston Baptist

Loss, Non-Conf, S Site, H Home A Away N Neutral

Average RPI Win:	307	WON-LOST	WINNING	LAST 10	STRENGTH OF	OPP. STRENGTH	TEAM	ADJ.	CONF.	ADJ CONF.
Average RPI Loss:	201	RECORD	PCT. RANK	GAMES	SCHEDULE	OF SCHEDULE	RPI	RPI	RPI	RPI
DIV. I ONLY	10- 11	194	7- 3	328	343	252	252	32	32	
DIV. I NON-CONF.	4- 8	230	2- 1	239	338	246	246	31	31	
TOTALS	RPI 1-25	RPI 26-50	W-L RECORDS	RPI 51-100	RPI 101-150	RPI 150+				
10- 11	0- 0	0- 1	OVERALL	0- 2	0- 0	10- 8				
6- 1	0- 0	0- 0	HOME	0- 0	0- 0	6- 1				
4- 10	0- 0	0- 1	AWAY	0- 2	0- 0	4- 7				
0- 0	0- 0	0- 0	NEUTRAL	0- 0	0- 0	0- 0				
4- 8	0- 0	0- 1	NON-CONFERENCE	0- 2	0- 0	4- 5				
2- 1	0- 0	0- 0	HOME	0- 0	0- 0	2- 1				
2- 7	0- 0	0- 1	AWAY	0- 2	0- 0	2- 4				
0- 0	0- 0	0- 0	NEUTRAL	0- 0	0- 0	0- 0				
6- 3	0- 0	0- 0	CONFERENCE	0- 0	0- 0	6- 3				
4- 0	0- 0	0- 0	HOME	0- 0	0- 0	4- 0				
2- 3	0- 0	0- 0	AWAY	0- 0	0- 0	2- 3				
0- 0	0- 0	0- 0	NEUTRAL	0- 0	0- 0	0- 0				

RPI S	Opponent	Score	RPI S	Opponent	Score	RPI S	Opponent	Score	RPI S	Opponent	Score	Team's RPI: 252
29	A Michigan	41 109	64	A West Virginia	49 95	156	A Brown	78 83	157	A Cincinnati	56 66	
			92	A Cornell	55 67	217	A Robert Morris	42 59	240	A UMEs	72 71	
						247	A Bethune-Cookman	54 75	259	H Savannah St.	55 49	
						271	H Vermont	64 57	278	A N.C. A&T	55 63	
						292	H Coppin St.	66 58	306	A NJIT	55 70	
						318	H Mt. St. Mary's	95 62	321	A St. Francis Brooklyn	78 63	
						326	H Ill.-Chicago	63 70	340	A Florida A&M	51 55	
						340	H Florida A&M	72 58	341	H South Carolina St.	75 57	
						344	A N.C. Central	73 50	346	A Fairleigh Dickinson	71 68	
LAST 12 Division I GAMES:												
247	A Bethune-Cookman	54 75	292	H Coppin St.	66 58							
340	A Florida A&M	51 55	240	A UMEs	72 71							
341	H South Carolina St.	75 57	340	H Florida A&M	72 58							
259	H Savannah St.	55 49	271	H Vermont	64 57							
344	A N.C. Central	73 50	346	A Fairleigh Dickinson	71 68							
278	A N.C. A&T	55 63	326	H Ill.-Chicago	63 70							

Non-Div I Games:

Howard

IUPUI				STRENGTH OF SCHEDULE	OPP. STRENGTH OF SCHEDULE	TEAM RPI	ADJ. RPI	CONF. RPI	ADJ CONF. RPI
Average RPI Win:	194	WON-LOST RECORD	WINNING PCT. RANK						
Average RPI Loss:	83		LAST 10 GAMES						
DIV. I ONLY	15- 7	80	6- 4	130	137	76	76	11	11
DIV. I NON-CONF.	8- 3	67	0- 0	124	150	74	74	10	10

TOTALS	RPI 1-25	RPI 26-50	W-L RECORDS	RPI 51-100	RPI 101-150	RPI 150+			
15- 7	0- 0	1- 2	OVERALL	3- 3	2- 1	9- 1			
8- 2	0- 0	1- 1	HOME	1- 1	1- 0	5- 0			
7- 5	0- 0	0- 1	AWAY	2- 2	1- 1	4- 1			
0- 0	0- 0	0- 0	NEUTRAL	0- 0	0- 0	0- 0			
8- 3	0- 0	1- 1	NON-CONFERENCE	1- 2	1- 0	5- 0			
3- 2	0- 0	1- 1	HOME	0- 1	0- 0	2- 0			
5- 1	0- 0	0- 0	AWAY	1- 1	1- 0	3- 0			
0- 0	0- 0	0- 0	NEUTRAL	0- 0	0- 0	0- 0			
7- 4	0- 0	0- 1	CONFERENCE	2- 1	1- 1	4- 1			
5- 0	0- 0	0- 0	HOME	1- 0	1- 0	3- 0			
2- 4	0- 0	0- 1	AWAY	1- 1	0- 1	1- 1			
0- 0	0- 0	0- 0	NEUTRAL	0- 0	0- 0	0- 0			

RPI 1-25			RPI 26-50			RPI 51-100 Team's RPI: 76			RPI 101+		
RPI S	Opponent	Score	RPI S	Opponent	Score	RPI S	Opponent	Score	RPI S	Opponent	Score
			30 H	Missouri	73 45	57 H	UNI	62 69	123 A	VCU	71 62
			39 A	South Dakota St.	49 68	60 A	South Dakota	62 75	138 A	Oral Roberts	45 54
			45 H	Ohio	65 71	80 A	Belmont	72 78	138 H	Oral Roberts	53 41
						89 A	Western Ill.	76 72	163 A	Omaha	44 64
						89 H	Western Ill.	66 52	163 H	Omaha	79 47
						94 A	Purdue	67 62	198 A	Indiana St.	45 35
									220 A	Miami (OH)	65 53
									257 H	Ga. Southern	83 57
									276 H	Tennessee Tech	77 63
									282 H	North Dakota St.	71 58
									302 H	Denver	71 49
									324 A	Fort Wayne	62 48
									326 A	Ill.-Chicago	67 57
LAST 12 Division I GAMES:											
138 A	Oral Roberts	45 54	302 H	Denver	71 49						
163 H	Omaha	79 47	39 A	South Dakota St.	49 68						
324 A	Fort Wayne	62 48	60 A	South Dakota	62 75						
89 A	Western Ill.	76 72	163 A	Omaha	44 64						
282 H	North Dakota St.	71 58	89 H	Western Ill.	66 52						
138 H	Oral Roberts	53 41	94 A	Purdue	67 62						

Non-Div I Games: Oakland City 95 62 Ind.-Northwest 89 36

IUPUI

■ Loss,
 ■ Non-Conf, S Site,
 ■ Home
 ■ Away
 N Neutral

Average RPI Win:	264	WON-LOST	WINNING	LAST 10	STRENGTH OF	OPP. STRENGTH	TEAM	ADJ.	CONF.	ADJ CONF.
Average RPI Loss:	87	RECORD	PCT. RANK	GAMES	SCHEDULE	OF SCHEDULE	RPI	RPI	RPI	RPI
DIV. I ONLY	10- 10	168	7- 3	168	171	140	140	19	19	
DIV. I NON-CONF.	3- 6	230	0- 0	21	86	86	86	18	18	
TOTALS	RPI 1-25	RPI 26-50	W-L RECORDS	RPI 51-100	RPI 101-150	RPI 150+				
10- 10	0- 2	0- 1	OVERALL	0- 4	1- 1	9- 2				
2- 2	0- 0	0- 0	HOME	0- 1	0- 0	2- 1				
8- 5	0- 0	0- 0	AWAY	0- 0	1- 0	7- 0				
0- 3	0- 1	0- 0	NEUTRAL	0- 2	0- 0	0- 0				
3- 6	0- 2	0- 1	NON-CONFERENCE	0- 2	1- 0	2- 1				
0- 0	0- 0	0- 0	HOME	0- 0	0- 0	0- 0				
3- 3	0- 1	0- 1	AWAY	0- 0	1- 0	2- 1				
0- 3	0- 1	0- 0	NEUTRAL	0- 2	0- 0	0- 0				
7- 4	0- 0	0- 0	CONFERENCE	0- 2	0- 1	7- 1				
2- 2	0- 0	0- 0	HOME	0- 1	0- 0	2- 1				
5- 2	0- 0	0- 0	AWAY	0- 1	0- 1	5- 0				
0- 0	0- 0	0- 0	NEUTRAL	0- 0	0- 0	0- 0				

RPI 1-25				RPI 26-50				RPI 51-100				RPI 101+ Team's RPI: 140			
RPI	S	Opponent	Score	RPI	S	Opponent	Score	RPI	S	Opponent	Score	RPI	S	Opponent	Score
7	N	Oregon St.	49 60	37	A	Oregon	70 73	57	N	UNI	74 76	104	A	Wyoming	74 71
9	A	Washington	53 105					63	A	Montana St.	64 80	144	A	Eastern Wash.	57 67
								63	H	Montana St.	61 66	190	H	Idaho St.	60 67
								79	N	UNLV	61 73	215	A	Seattle U	68 64
												223	A	Grand Canyon	60 64
												228	H	Weber St.	95 77
												256	A	Portland St.	72 66
												272	A	Southern Utah	85 68
												277	A	Sacramento St.	72 58
												296	A	Northern Ariz.	91 80
												328	A	Montana	86 59
												328	H	Montana	75 50
												338	A	Cal St. Fullerton	88 86
LAST 12 Division I GAMES:															
277	A	Sacramento St.	72 58	190	H	Idaho St.	60 67								
256	A	Portland St.	72 66	228	H	Weber St.	95 77								
328	H	Montana	75 50	63	A	Montana St.	64 80								
63	H	Montana St.	61 66	328	A	Montana	86 59								
296	A	Northern Ariz.	91 80	144	A	Eastern Wash.	57 67								
272	A	Southern Utah	85 68	37	A	Oregon	70 73								

Non-Div I Games: Lewis-Clark St. 85 49 Central Wash. 79 45

Idaho

Loss, Non-Conf, S Site, H Home A Away N Neutral

Average RPI Win:	252	WON-LOST	WINNING	LAST 10	STRENGTH OF	OPP. STRENGTH	TEAM	ADJ.	CONF.	ADJ CONF.
Average RPI Loss:	124	RECORD	PCT. RANK	GAMES	SCHEDULE	OF SCHEDULE	RPI	RPI	RPI	RPI
DIV. I ONLY	11- 9	145	6- 4	283	153	190	190	19	19	
DIV. I NON-CONF.	5- 5	165	1- 0	318	74	205	205	18	18	
TOTALS	RPI 1-25	RPI 26-50	W-L RECORDS	RPI 51-100	RPI 101-150	RPI 150+				
11- 9	0- 1	0- 1	OVERALL	1- 1	1- 3	9- 3				
6- 2	0- 0	0- 0	HOME	1- 0	0- 2	5- 0				
4- 6	0- 0	0- 0	AWAY	0- 0	1- 0	3- 0				
1- 1	0- 0	0- 1	NEUTRAL	0- 0	0- 0	1- 0				
5- 5	0- 1	0- 1	NON-CONFERENCE	0- 1	0- 0	5- 2				
3- 0	0- 0	0- 0	HOME	0- 0	0- 0	3- 0				
1- 4	0- 1	0- 0	AWAY	0- 1	0- 0	1- 2				
1- 1	0- 0	0- 1	NEUTRAL	0- 0	0- 0	1- 0				
6- 4	0- 0	0- 0	CONFERENCE	1- 0	1- 3	4- 1				
3- 2	0- 0	0- 0	HOME	1- 0	0- 2	2- 0				
3- 2	0- 0	0- 0	AWAY	0- 0	1- 1	2- 1				
0- 0	0- 0	0- 0	NEUTRAL	0- 0	0- 0	0- 0				

RPI 1-25				RPI 26-50				RPI 51-100				RPI 101+				Team's RPI: 190
RPI	S	Opponent	Score	RPI	S	Opponent	Score	RPI	S	Opponent	Score	RPI	S	Opponent	Score	
7	A	Oregon St.	38 61	41	N	James Madison	53 83	63	H	Montana St.	67 59	108	H	Northern Colo.	62 77	
								88	A	Colorado	56 85	139	H	North Dakota	62 65	
												140	A	Idaho	67 60	
												144	A	Eastern Wash.	41 58	
												158	A	Santa Clara	78 82	
												201	A	Utah St.	56 69	
												202	A	Wisconsin	42 35	
												228	A	Weber St.	43 50	
												228	H	Weber St.	57 52	
												272	A	Southern Utah	71 68	
												279	N	Davidson	70 58	
												296	A	Northern Ariz.	64 51	
												302	H	Denver	65 64	
												327	H	UC Irvine	65 54	
												328	H	Montana	61 43	
												331	H	Utah Valley	61 56	
LAST 12 Division I GAMES:																
272	A	Southern Utah	71 68	144	A	Eastern Wash.	41 58									
296	A	Northern Ariz.	64 51	228	A	Weber St.	43 50									
228	H	Weber St.	57 52	63	H	Montana St.	67 59									
139	H	North Dakota	62 65	328	H	Montana	61 43									
108	H	Northern Colo.	62 77	331	H	Utah Valley	61 56									
140	A	Idaho	67 60	302	H	Denver	65 64									

Non-Div I Games: Montana Tech 77 55

Idaho St.

■ Loss,
■ Non-Conf, S Site,
■ Home
■ Away
N Neutral

Ill.-Chicago

Through Games Of Feb. 6, 2017

Average RPI Win:	286	WON-LOST	WINNING	LAST 10	STRENGTH OF	OPP. STRENGTH	TEAM	ADJ.	CONF.	ADJ CONF.
Average RPI Loss:	176	RECORD	PCT. RANK	GAMES	SCHEDULE	OF SCHEDULE	RPI	RPI	RPI	RPI
DIV. I ONLY	2- 19	338	1- 9	186	279	326	326	20	20	
DIV. I NON-CONF.	1- 8	314	0- 0	159	251	301	301	20	20	
TOTALS	RPI 1-25	RPI 26-50	W-L RECORDS	RPI 51-100	RPI 101-150	RPI 150+				
2- 19	0- 0	0- 1	OVERALL	0- 5	0- 2	2- 11				
1- 10	0- 0	0- 1	HOME	0- 1	0- 1	1- 7				
1- 9	0- 0	0- 0	AWAY	0- 4	0- 1	1- 4				
0- 0	0- 0	0- 0	NEUTRAL	0- 0	0- 0	0- 0				
1- 8	0- 0	0- 0	NON-CONFERENCE	0- 5	0- 0	1- 3				
0- 4	0- 0	0- 0	HOME	0- 1	0- 0	0- 3				
1- 4	0- 0	0- 0	AWAY	0- 4	0- 0	1- 0				
0- 0	0- 0	0- 0	NEUTRAL	0- 0	0- 0	0- 0				
1- 11	0- 0	0- 1	CONFERENCE	0- 0	0- 2	1- 8				
1- 6	0- 0	0- 1	HOME	0- 0	0- 1	1- 4				
0- 5	0- 0	0- 0	AWAY	0- 0	0- 1	0- 4				
0- 0	0- 0	0- 0	NEUTRAL	0- 0	0- 0	0- 0				

RPI	S	Opponent	Score	RPI	S	Opponent	Score	RPI	S	Opponent	Score	RPI	S	Opponent	Score	Team's RPI: 326
				33	H	Green Bay	65 79	51	A	Northwestern	44 88	143	H	Wright St.	54 73	
								69	A	Virginia	39 76	146	A	Detroit	76 98	
								76	H	IUPUI	57 67	160	A	Oakland	58 81	
								83	A	Central Mich.	55 77	173	A	Milwaukee	55 83	
								87	A	Toledo	51 79	173	H	Milwaukee	65 88	
												194	A	Cleveland St.	59 77	
												194	H	Cleveland St.	59 63	
												227	H	Bradley	56 65	
												252	A	Howard	70 63	
												262	H	Northern Ky.	37 58	
												314	A	Youngstown St.	54 70	
												314	H	Youngstown St.	59 65	
												319	H	Illinois St.	52 59	
												320	H	Valparaiso	74 60	
												324	H	Fort Wayne	55 61	
LAST 12 Division I GAMES:																
				314	H	Youngstown St.	59 65	194	A	Cleveland St.	59 77					
				194	H	Cleveland St.	59 63	314	A	Youngstown St.	54 70					
				320	H	Valparaiso	74 60	33	H	Green Bay	65 79					
				262	H	Northern Ky.	37 58	173	H	Milwaukee	65 88					
				143	H	Wright St.	54 73	146	A	Detroit	76 98					
				173	A	Milwaukee	55 83	160	A	Oakland	58 81					

Non-Div I Games: Lake Forest 84 48 Robert Morris (IL) 106 58

Ill.-Chicago

Loss, Non-Conf, S Site, H Home A Away N Neutral

Illinois

Through Games Of Feb. 6, 2017

Average RPI Win:	198	WON-LOST	WINNING	LAST 10	STRENGTH OF	OPP. STRENGTH	TEAM	ADJ.	CONF.	ADJ CONF.
Average RPI Loss:	77	RECORD	PCT. RANK	GAMES	SCHEDULE	OF SCHEDULE	RPI	RPI	RPI	RPI
DIV. I ONLY	8- 16	260	2- 8	45	94	192	192	6	6	
DIV. I NON-CONF.	5- 8	218	0- 1	62	279	202	202	6	6	
TOTALS	RPI 1-25	RPI 26-50	W-L RECORDS	RPI 51-100	RPI 101-150	RPI 150+				
8- 16	0- 1	1- 5	OVERALL	1- 7	1- 1	5- 2				
8- 7	0- 1	1- 1	HOME	1- 2	1- 1	5- 2				
0- 9	0- 0	0- 4	AWAY	0- 5	0- 0	0- 0				
0- 0	0- 0	0- 0	NEUTRAL	0- 0	0- 0	0- 0				
5- 8	0- 0	0- 1	NON-CONFERENCE	1- 4	1- 1	3- 2				
5- 4	0- 0	0- 0	HOME	1- 1	1- 1	3- 2				
0- 4	0- 0	0- 1	AWAY	0- 3	0- 0	0- 0				
0- 0	0- 0	0- 0	NEUTRAL	0- 0	0- 0	0- 0				
3- 8	0- 1	1- 4	CONFERENCE	0- 3	0- 0	2- 0				
3- 3	0- 1	1- 1	HOME	0- 1	0- 0	2- 0				
0- 5	0- 0	0- 3	AWAY	0- 2	0- 0	0- 0				
0- 0	0- 0	0- 0	NEUTRAL	0- 0	0- 0	0- 0				

RPI S	Opponent	Score	RPI S	Opponent	Score	RPI S	Opponent	Score	RPI S	Opponent	Score	Team's RPI: 192
17	H Maryland	49 94	29	H Michigan	70 86	52	A Minnesota	50 78	103	H Mercer	33 51	
			31	A Ohio St.	64 88	54	A George Washington	56 72	143	H Wright St.	76 72	
			45	A Ohio	68 80	59	H Wake Forest	70 79	168	H Memphis	54 64	
			46	A Michigan St.	47 71	60	A South Dakota	68 77	179	H Nebraska	79 59	
			50	A Iowa	58 78	83	A Central Mich.	51 82	189	H Rutgers	78 41	
			50	H Iowa	70 65	84	A Penn St.	66 82	249	H Marshall	53 55	
						90	H FGCU	82 73	288	H Ark.-Pine Bluff	70 58	
						94	H Purdue	64 72	317	H USC Upstate	77 57	
									324	H Fort Wayne	56 33	
LAST 12 Division I GAMES:												
94	H Purdue	64 72	179	H Nebraska	79 59							
29	H Michigan	70 86	50	A Iowa	58 78							
84	A Penn St.	66 82	189	H Rutgers	78 41							
17	H Maryland	49 94	46	A Michigan St.	47 71							
31	A Ohio St.	64 88	50	H Iowa	70 65							
52	A Minnesota	50 78	45	A Ohio	68 80							

Non-Div I Games:

Illinois

Loss, Non-Conf, S Site, H Home A Away N Neutral

Average RPI Win: 293				WON-LOST	WINNING	LAST 10	STRENGTH OF		OPP. STRENGTH	TEAM	ADJ.	CONF.	ADJ CONF.
Average RPI Loss: 151				RECORD	PCT. RANK	GAMES	SCHEDULE	OF SCHEDULE	RPI	RPI	RPI	RPI	RPI
DIV. I ONLY				6- 16	288	2- 8	290	165	319	319	16	16	
DIV. I NON-CONF.				3- 8	262	0- 1	276	179	305	305	14	14	
TOTALS		RPI 1-25		RPI 26-50		W-L RECORDS		RPI 51-100		RPI 101-150		RPI 150+	
6- 16		0- 1		0- 1		OVERALL		0- 3		0- 0		6- 11	
5- 8		0- 0		0- 1		HOME		0- 1		0- 0		5- 6	
1- 8		0- 1		0- 0		AWAY		0- 2		0- 0		1- 5	
0- 0		0- 0		0- 0		NEUTRAL		0- 0		0- 0		0- 0	
3- 8		0- 1		0- 0		NON-CONFERENCE		0- 2		0- 0		3- 5	
2- 4		0- 0		0- 0		HOME		0- 0		0- 0		2- 4	
1- 4		0- 1		0- 0		AWAY		0- 2		0- 0		1- 1	
0- 0		0- 0		0- 0		NEUTRAL		0- 0		0- 0		0- 0	
3- 8		0- 0		0- 1		CONFERENCE		0- 1		0- 0		3- 6	
3- 4		0- 0		0- 1		HOME		0- 1		0- 0		3- 2	
0- 4		0- 0		0- 0		AWAY		0- 0		0- 0		0- 4	
0- 0		0- 0		0- 0		NEUTRAL		0- 0		0- 0		0- 0	

RPI 1-25					
RPI	S	Opponent	Score		
24	A	Arizona St.	40	76	
RPI 26-50					
RPI	S	Opponent	Score		
32	H	Drake	36	87	
RPI 51-100					
RPI	S	Opponent	Score		
57	H	UNI	40	78	
77	A	Northern Ill.	66	108	
89	A	Western Ill.	50	80	
RPI 101+					
RPI	S	Opponent	Score		
151	H	Yale	45	59	
152	A	Missouri St.	60	65	
155	H	George Mason	46	72	
173	H	Milwaukee	60	68	
183	H	Southern Ill.	56	63	
193	A	Wichita St.	45	67	
198	A	Indiana St.	49	63	
198	H	Indiana St.	47	65	
202	H	Wisconsin	46	64	
208	A	SIUE	80	92	
227	H	Bradley	71	63	
269	H	Evansville	71	58	
297	H	Eastern Ill.	60	49	
316	A	Loyola Chicago	61	64	
316	H	Loyola Chicago	63	51	
320	H	Valparaiso	77	56	
326	A	Ill.-Chicago	59	52	
Team's RPI: 319					
LAST 12 Division I GAMES:					
316	H	Loyola Chicago	63	51	
198	H	Indiana St.	47	65	
183	H	Southern Ill.	56	63	
269	H	Evansville	71	58	
193	A	Wichita St.	45	67	
152	A	Missouri St.	60	65	
32	H	Drake	36	87	
57	H	UNI	40	78	
198	A	Indiana St.	49	63	
316	A	Loyola Chicago	61	64	
227	H	Bradley	71	63	
208	A	SIUE	80	92	

Non-Div I Games:

Illinois St.

■ Loss, ■ Non-Conf, S Site, H Home A Away N Neutral

Average RPI Win: 328		WON-LOST	WINNING	LAST 10	STRENGTH OF	OPP. STRENGTH	TEAM	ADJ.	CONF.	ADJ CONF.
Average RPI Loss: 202		RECORD	PCT. RANK	GAMES	SCHEDULE	OF SCHEDULE	RPI	RPI	RPI	RPI
DIV. I ONLY		4- 16	315	3- 7	323	312	336	336	27	27
DIV. I NON-CONF.		0- 9	335	0- 0	329	227	349	349	27	27
TOTALS		RPI 1-25	RPI 26-50		W-L RECORDS		RPI 51-100	RPI 101-150	RPI 150+	
4- 16	0- 0	0- 0		OVERALL		0- 0	0- 5	4- 11		
2- 6	0- 0	0- 0		HOME		0- 0	0- 2	2- 4		
2- 8	0- 0	0- 0		AWAY		0- 0	0- 0	2- 0		
0- 2	0- 0	0- 0		NEUTRAL		0- 0	0- 0	0- 2		
0- 9	0- 0	0- 0		NON-CONFERENCE		0- 0	0- 1	0- 8		
0- 2	0- 0	0- 0		HOME		0- 0	0- 0	0- 2		
0- 5	0- 0	0- 0		AWAY		0- 0	0- 1	0- 4		
0- 2	0- 0	0- 0		NEUTRAL		0- 0	0- 0	0- 2		
4- 7	0- 0	0- 0		CONFERENCE		0- 0	0- 4	4- 3		
2- 4	0- 0	0- 0		HOME		0- 0	0- 2	2- 2		
2- 3	0- 0	0- 0		AWAY		0- 0	0- 2	2- 1		
0- 0	0- 0	0- 0		NEUTRAL		0- 0	0- 0	0- 0		

RPI 1-25				RPI 26-50				RPI 51-100				RPI 101+				Team's RPI: 336	
RPI	S	Opponent	Score	RPI	S	Opponent	Score	RPI	S	Opponent	Score	RPI	S	Opponent	Score		
												110	H	SFA	75	94	
												115	A	Central Ark.	50	63	
												124	A	TCU	40	88	
												131	A	Lamar University	54	83	
												135	H	Abilene Christian	66	75	
												176	H	Rice	43	60	
												183	A	Texas St.	50	67	
												193	A	Wichita St.	63	73	
												195	H	New Orleans	67	71	
												200	A	North Texas	61	84	
												201	N	Utah St.	46	79	
												246	N	Murray St.	68	72	
												264	H	Eastern Mich.	47	66	
												301	H	Northwestern St.	74	76	
												307	A	Nicholls St.	78	52	
												328	A	Montana	56	61	
												334	A	Southeastern La.	85	76	
												334	H	Southeastern La.	96	56	
												337	A	Houston Baptist	51	68	
												337	H	Houston Baptist	69	54	
LAST 12 Division I GAMES:																	
												337	H	Houston Baptist	69	54	
												115	A	Central Ark.	50	63	
												135	H	Abilene Christian	66	75	
												110	H	SFA	75	94	
												334	H	Southeastern La.	96	56	
												337	A	Houston Baptist	51	68	
												131	A	Lamar University	54	83	
												195	H	New Orleans	67	71	
												301	H	Northwestern St.	74	76	
												334	A	Southeastern La.	85	76	
												307	A	Nicholls St.	78	52	
												193	A	Wichita St.	63	73	

Non-Div I Games: LSU-Alexandria 106 79 Tex. A&M-Kingsville 79 66

Incarnate Word

Loss, Non-Conf, S Site, H Home A Away N Neutral

Indiana

Through Games Of Feb. 6, 2017

Average RPI Win: 171		WON-LOST	WINNING	LAST 10	STRENGTH OF	OPP. STRENGTH	TEAM	ADJ.	CONF.	ADJ CONF.
Average RPI Loss: 40		RECORD	PCT. RANK	GAMES	SCHEDULE	OF SCHEDULE	RPI	RPI	RPI	RPI
DIV. I ONLY		15- 8	88	5- 5	73	68	53	53	6	6
DIV. I NON-CONF.		10- 3	54	2- 0	251	69	80	80	6	6
TOTALS		RPI 1-25	RPI 26-50	W-L RECORDS		RPI 51-100	RPI 101-150	RPI 150+		
15- 8	0- 2	0- 4		OVERALL		6- 2	1- 0	8- 0		
9- 2	0- 1	0- 1		HOME		3- 0	1- 0	5- 0		
4- 6	0- 1	0- 3		AWAY		2- 2	0- 0	2- 0		
2- 0	0- 0	0- 0		NEUTRAL		1- 0	0- 0	1- 0		
10- 3	0- 1	0- 1		NON-CONFERENCE		2- 1	1- 0	7- 0		
6- 0	0- 0	0- 0		HOME		0- 0	1- 0	5- 0		
2- 3	0- 1	0- 1		AWAY		1- 1	0- 0	1- 0		
2- 0	0- 0	0- 0		NEUTRAL		1- 0	0- 0	1- 0		
5- 5	0- 1	0- 3		CONFERENCE		4- 1	0- 0	1- 0		
3- 2	0- 1	0- 1		HOME		3- 0	0- 0	0- 0		
2- 3	0- 0	0- 2		AWAY		1- 1	0- 0	1- 0		
0- 0	0- 0	0- 0		NEUTRAL		0- 0	0- 0	0- 0		

RPI S	Opponent	Score	RPI S	Opponent	Score	RPI S	Opponent	Score	RPI S	Opponent	Score
17	H Maryland	56 92	29	A Michigan	74 78	51	A Northwestern	67 80	109	H Vanderbilt	94 61
25	A Auburn	67 71	31	H Ohio St.	82 92	52	H Minnesota	78 62	160	H Oakland	84 59
			36	A North Carolina St.	70 84	74	N Florida	102 88	200	A North Texas	94 64
			46	A Michigan St.	60 69	82	A Western Ky.	74 85	202	A Wisconsin	78 54
						84	A Penn St.	89 70	244	H Presbyterian	71 37
						84	H Penn St.	72 66	251	N Stony Brook	74 60
						94	H Purdue	74 60	262	H Northern Ky.	100 49
						95	A Chattanooga	79 76	320	H Valparaiso	87 58
									339	H UMass Lowell	79 45
LAST 12 Division I GAMES:											
17	H Maryland	56 92	29	A Michigan	74 78						
46	A Michigan St.	60 69	52	H Minnesota	78 62						
202	A Wisconsin	78 54	31	H Ohio St.	82 92						
84	H Penn St.	72 66	84	A Penn St.	89 70						
94	H Purdue	74 60	251	N Stony Brook	74 60						
51	A Northwestern	67 80	74	N Florida	102 88						

Non-Div I Games:

Indiana

■ Loss,
 ■ Non-Conf, S Site,
 ■ Home
 ■ Away
 N Neutral

Average RPI Win:	232	WON-LOST	WINNING	LAST 10	STRENGTH OF	OPP. STRENGTH	TEAM	ADJ.	CONF.	ADJ CONF.
Average RPI Loss:	161	RECORD	PCT. RANK	GAMES	SCHEDULE	OF SCHEDULE	RPI	RPI	RPI	RPI
DIV. I ONLY	11- 11	168	5- 5	299	140	198	198	16	16	
DIV. I NON-CONF.	6- 5	148	1- 0	301	99	170	170	14	14	
TOTALS	RPI 1-25	RPI 26-50	W-L RECORDS	RPI 51-100	RPI 101-150	RPI 150+				
11- 11	0- 0	0- 2	OVERALL	0- 2	2- 0	9- 7				
4- 3	0- 0	0- 0	HOME	0- 1	1- 0	3- 2				
7- 8	0- 0	0- 2	AWAY	0- 1	1- 0	6- 5				
0- 0	0- 0	0- 0	NEUTRAL	0- 0	0- 0	0- 0				
6- 5	0- 0	0- 1	NON-CONFERENCE	0- 1	2- 0	4- 3				
2- 1	0- 0	0- 0	HOME	0- 1	1- 0	1- 0				
4- 4	0- 0	0- 1	AWAY	0- 0	1- 0	3- 3				
0- 0	0- 0	0- 0	NEUTRAL	0- 0	0- 0	0- 0				
5- 6	0- 0	0- 1	CONFERENCE	0- 1	0- 0	5- 4				
2- 2	0- 0	0- 0	HOME	0- 0	0- 0	2- 2				
3- 4	0- 0	0- 1	AWAY	0- 1	0- 0	3- 2				
0- 0	0- 0	0- 0	NEUTRAL	0- 0	0- 0	0- 0				

RPI 1-25				RPI 26-50				RPI 51-100				RPI 101+				Team's RPI: 198	
RPI	S	Opponent	Score	RPI	S	Opponent	Score	RPI	S	Opponent	Score	RPI	S	Opponent	Score		
				30	A	Missouri	48 77	57	A	UNI	47 59	120	A	Saint Louis	70 67		
				32	A	Drake	62 76	76	H	IUPUI	35 45	130	H	Tulsa	72 68		
												152	H	Missouri St.	46 49		
												157	A	Cincinnati	63 55		
												163	A	Omaha	45 72		
												183	A	Southern Ill.	68 53		
												193	H	Wichita St.	42 56		
												220	A	Miami (OH)	62 54		
												227	A	Bradley	41 54		
												227	H	Bradley	58 51		
												237	A	Butler	48 66		
												262	H	Northern Ky.	58 38		
												269	A	Evansville	41 57		
												297	A	Eastern Ill.	88 61		
												316	A	Loyola Chicago	48 38		
												319	A	Illinois St.	65 47		
												319	H	Illinois St.	63 49		
												330	A	Fla. Atlantic	67 70		
LAST 12 Division I GAMES:																	
				227	A	Bradley	41 54	316	A	Loyola Chicago	48 38						
				319	A	Illinois St.	65 47	319	H	Illinois St.	63 49						
				152	H	Missouri St.	46 49	227	H	Bradley	58 51						
				193	H	Wichita St.	42 56	183	A	Southern Ill.	68 53						
				32	A	Drake	62 76	269	A	Evansville	41 57						
				57	A	UNI	47 59	130	H	Tulsa	72 68						

Non-Div I Games:

Indiana St.

Average RPI Win:	213	WON-LOST	WINNING	LAST 10	STRENGTH OF	OPP. STRENGTH	TEAM	ADJ.	CONF.	ADJ CONF.
Average RPI Loss:	157	RECORD	PCT. RANK	GAMES	SCHEDULE	OF SCHEDULE	RPI	RPI	RPI	RPI
DIV. I ONLY	15- 8	88	8- 2	248	181	147	147	17	17	
DIV. I NON-CONF.	5- 4	143	0- 0	161	144	145	145	17	17	
TOTALS	RPI 1-25	RPI 26-50	W-L RECORDS	RPI 51-100	RPI 101-150	RPI 150+				
15- 8	0- 0	1- 0	OVERALL	0- 1	3- 3	11- 4				
9- 3	0- 0	1- 0	HOME	0- 0	2- 1	6- 2				
6- 5	0- 0	0- 0	AWAY	0- 1	1- 2	5- 2				
0- 0	0- 0	0- 0	NEUTRAL	0- 0	0- 0	0- 0				
5- 4	0- 0	0- 0	NON-CONFERENCE	0- 1	3- 2	2- 1				
4- 1	0- 0	0- 0	HOME	0- 0	2- 1	2- 0				
1- 3	0- 0	0- 0	AWAY	0- 1	1- 1	0- 1				
0- 0	0- 0	0- 0	NEUTRAL	0- 0	0- 0	0- 0				
10- 4	0- 0	1- 0	CONFERENCE	0- 0	0- 1	9- 3				
5- 2	0- 0	1- 0	HOME	0- 0	0- 0	4- 2				
5- 2	0- 0	0- 0	AWAY	0- 0	0- 1	5- 1				
0- 0	0- 0	0- 0	NEUTRAL	0- 0	0- 0	0- 0				

RPI 1-25			RPI 26-50			RPI 51-100			RPI 101+ Team's RPI: 147		
RPI	S	Opponent	Score	RPI	S	Opponent	Score	RPI	S	Opponent	Score
				49	H	Quinnipiac	58 44	84	A	Penn St.	67 80
								107	H	Duquesne	58 61
								111	H	Saint Joseph's	58 57
								113	H	Fordham	55 46
								122	A	Navy	68 73
								123	A	VCU	59 57
								128	A	Rider	65 85
								181	A	Fairfield	59 68
								199	H	Siena	46 58
								200	A	North Texas	55 66
								219	A	Niagara	65 55
								219	H	Niagara	68 61
								224	H	Monmouth	60 54
								232	A	Marist	48 37
								232	H	Marist	62 68
								242	A	Canisius	58 45
								242	H	Canisius	55 52
								251	H	Stony Brook	57 46
								266	A	Manhattan	76 62
								266	H	Manhattan	70 53
								311	A	Saint Peter's	66 58
								321	H	St. Francis Brooklyn	62 46
LAST 12 Division I GAMES:											
242	A	Canisius	58 45	232	H	Marist	62 68				
219	A	Niagara	65 55	219	H	Niagara	68 61				
49	H	Quinnipiac	58 44	199	H	Siena	46 58				
232	A	Marist	48 37	311	A	Saint Peter's	66 58				
224	H	Monmouth	60 54	128	A	Rider	65 85				
266	A	Manhattan	76 62	242	H	Canisius	55 52				

Non-Div I Games:

Iona

Average RPI Win: 162		WON-LOST	WINNING	LAST 10	STRENGTH OF		OPP. STRENGTH	TEAM	ADJ.	CONF.	ADJ CONF.
Average RPI Loss: 35		RECORD	PCT. RANK	GAMES	SCHEDULE		OF SCHEDULE	RPI	RPI	RPI	RPI
DIV. I ONLY		13- 10	135	4- 6	24		50	71	71	4	4
DIV. I NON-CONF.		9- 2	37	0- 0	67		220	54	54	3	3
TOTALS		RPI 1-25	RPI 26-50		W-L RECORDS		RPI 51-100	RPI 101-150		RPI 150+	
13- 10	1- 6	1- 1		OVERALL		3- 2	1- 1		7- 0		
12- 4	1- 4	1- 0		HOME		2- 0	1- 0		7- 0		
1- 6	0- 2	0- 1		AWAY		1- 2	0- 1		0- 0		
0- 0	0- 0	0- 0		NEUTRAL		0- 0	0- 0		0- 0		
9- 2	0- 1	1- 1		NON-CONFERENCE		2- 0	0- 0		6- 0		
9- 1	0- 1	1- 0		HOME		2- 0	0- 0		6- 0		
0- 1	0- 0	0- 1		AWAY		0- 0	0- 0		0- 0		
0- 0	0- 0	0- 0		NEUTRAL		0- 0	0- 0		0- 0		
4- 8	1- 5	0- 0		CONFERENCE		1- 2	1- 1		1- 0		
3- 3	1- 3	0- 0		HOME		0- 0	1- 0		1- 0		
1- 5	0- 2	0- 0		AWAY		1- 2	0- 1		0- 0		
0- 0	0- 0	0- 0		NEUTRAL		0- 0	0- 0		0- 0		

RPI	S	Opponent	Score	RPI	S	Opponent	Score	RPI	S	Opponent	Score	RPI	S	Opponent	Score
4	H	Mississippi St.	81 85	32	H	Drake	75 67	55	A	Oklahoma St.	59 71	124	A	TCU	75 80
6	H	Texas	68 75	50	A	Iowa	76 88	57	H	UNI	76 68	124	H	TCU	72 69
8	A	Baylor	42 68					62	A	Texas Tech	66 75	153	H	Kansas	87 58
8	H	Baylor	52 83					64	A	West Virginia	80 55	195	H	New Orleans	100 63
18	A	Oklahoma	63 78					77	H	Northern Ill.	97 89	206	H	Sacred Heart	76 56
18	H	Oklahoma	57 67									245	H	UC Santa Barbara	77 60
21	H	Kansas St.	75 69									259	H	Savannah St.	74 51
												325	H	Arkansas St.	105 53
												345	H	Delaware St.	88 57
LAST 12 Division I GAMES:															
64	A	West Virginia	80 55	124	A	TCU	75 80								
8	H	Baylor	52 83	18	H	Oklahoma	57 67								
124	H	TCU	72 69	153	H	Kansas	87 58								
18	A	Oklahoma	63 78	62	A	Texas Tech	66 75								
21	H	Kansas St.	75 69	6	H	Texas	68 75								
8	A	Baylor	42 68	55	A	Oklahoma St.	59 71								

Non-Div I Games:

Iowa St.

■ Loss,
 ■ Non-Conf, S Site,
 ■ Home
 ■ Away
 N Neutral

Average RPI Win:	299	WON-LOST	WINNING	LAST 10	STRENGTH OF	OPP. STRENGTH	TEAM	ADJ.	CONF.	ADJ CONF.
Average RPI Loss:	259	RECORD	PCT. RANK	GAMES	SCHEDULE	OF SCHEDULE	RPI	RPI	RPI	RPI
DIV. I ONLY	3- 14	320	0- 10	347	348	348	348	30	30	
DIV. I NON-CONF.	2- 4	230	0- 0	341	345	323	323	30	30	
TOTALS	RPI 1-25	RPI 26-50	W-L RECORDS	RPI 51-100	RPI 101-150	RPI 150+				
3- 14	0- 0	0- 0	OVERALL	0- 1	0- 0	3- 13				
1- 4	0- 0	0- 0	HOME	0- 0	0- 0	1- 4				
1- 10	0- 0	0- 0	AWAY	0- 0	0- 0	1- 3				
1- 0	0- 0	0- 0	NEUTRAL	0- 0	0- 0	1- 0				
2- 4	0- 0	0- 0	NON-CONFERENCE	0- 1	0- 0	2- 3				
1- 0	0- 0	0- 0	HOME	0- 0	0- 0	1- 0				
0- 4	0- 0	0- 0	AWAY	0- 1	0- 0	0- 3				
1- 0	0- 0	0- 0	NEUTRAL	0- 0	0- 0	1- 0				
1- 10	0- 0	0- 0	CONFERENCE	0- 0	0- 0	1- 10				
0- 4	0- 0	0- 0	HOME	0- 0	0- 0	0- 4				
1- 6	0- 0	0- 0	AWAY	0- 0	0- 0	1- 6				
0- 0	0- 0	0- 0	NEUTRAL	0- 0	0- 0	0- 0				

RPI 1-25			RPI 26-50			RPI 51-100			RPI 101+			Team's RPI: 348
RPI	S	Opponent	Score	RPI	S	Opponent	Score	RPI	S	Opponent	Score	
						96 A Ole Miss	41 89	203 A Texas Southern		52 62		
								212 A Alabama St.		64 73		
								213 N Saint Francis (PA)		88 84		
								229 A Grambling		85 90		
								233 A Southern U.		61 80		
								233 H Southern U.		56 85		
								284 H Mississippi Val.		57 62		
								285 A Prairie View		63 73		
								288 H Ark.-Pine Bluff		71 78		
								301 A Northwestern St.		65 83		
								307 A Nicholls St.		76 83		
								309 A Alcorn		51 74		
								309 H Alcorn		53 70		
								330 A Fla. Atlantic		58 67		
								334 H Southeastern La.		83 66		
								349 A Alabama A&M		64 54		
LAST 12 Division I GAMES:												
233 A		Southern U.	61 80	285 A		Prairie View	63 73					
309 A		Alcorn	51 74	233 H		Southern U.	56 85					
288 H		Ark.-Pine Bluff	71 78	309 H		Alcorn	53 70					
284 H		Mississippi Val.	57 62	212 A		Alabama St.	64 73					
229 A		Grambling	85 90	349 A		Alabama A&M	64 54					
203 A		Texas Southern	52 62	213 N		Saint Francis (PA)	88 84					

Non-Div I Games: Blue Mountain 86 54 LeMoyne-Owen 88 67 Lane 57 52 Fisk 93 54 Jackson St.

Jacksonville

Through Games Of Feb. 6, 2017

Average RPI Win:	240	WON-LOST	WINNING	LAST 10	STRENGTH OF	OPP. STRENGTH	TEAM	ADJ.	CONF.	ADJ CONF.
Average RPI Loss:	61	RECORD	PCT. RANK	GAMES	SCHEDULE	OF SCHEDULE	RPI	RPI	RPI	RPI
DIV. I ONLY	14- 6	71	8- 2	137	195	81	81	24	24	
DIV. I NON-CONF.	8- 4	97	2- 2	82	149	57	57	23	23	
TOTALS	RPI 1-25	RPI 26-50	W-L RECORDS	RPI 51-100	RPI 101-150	RPI 150+				
14- 6	0- 2	0- 1	OVERALL	2- 2	1- 1	11- 0				
8- 1	0- 0	0- 0	HOME	1- 0	1- 1	6- 0				
4- 4	0- 2	0- 1	AWAY	0- 1	0- 0	4- 0				
2- 1	0- 0	0- 0	NEUTRAL	1- 1	0- 0	1- 0				
8- 4	0- 2	0- 1	NON-CONFERENCE	1- 1	1- 0	6- 0				
4- 0	0- 0	0- 0	HOME	0- 0	1- 0	3- 0				
2- 3	0- 2	0- 1	AWAY	0- 0	0- 0	2- 0				
2- 1	0- 0	0- 0	NEUTRAL	1- 1	0- 0	1- 0				
6- 2	0- 0	0- 0	CONFERENCE	1- 1	0- 1	5- 0				
4- 1	0- 0	0- 0	HOME	1- 0	0- 1	3- 0				
2- 1	0- 0	0- 0	AWAY	0- 1	0- 0	2- 0				
0- 0	0- 0	0- 0	NEUTRAL	0- 0	0- 0	0- 0				

RPI 1-25				RPI 26-50				RPI 51-100 Team's RPI: 81				RPI 101+			
RPI	S	Opponent	Score	RPI	S	Opponent	Score	RPI	S	Opponent	Score	RPI	S	Opponent	Score
5	A	Florida St.	47 90	27	A	South Fla.	52 64	86	N	North Carolina	57 87	105	H	Troy	77 70
25	A	Auburn	41 53					90	A	FGCU	57 60	134	H	Stetson	49 65
								90	H	FGCU	73 65	238	N	Wofford	66 60
								98	N	UC Davis	61 54	247	H	Bethune-Cookman	69 63
												250	H	South Ala.	62 55
												259	A	Savannah St.	55 40
												270	A	FIU	71 56
												281	H	North Florida	68 58
												294	H	Kennesaw St.	72 48
												295	H	Lipscomb	84 60
												306	A	NJIT	75 56
												307	H	Nicholls St.	76 71
												317	A	USC Upstate	65 47
LAST 12 Division I GAMES:															
90	H	FGCU	73 65	317	A	USC Upstate	65 47								
134	H	Stetson	49 65	281	H	North Florida	68 58								
90	A	FGCU	57 60	238	N	Wofford	66 60								
295	H	Lipscomb	84 60	98	N	UC Davis	61 54								
294	H	Kennesaw St.	72 48	25	A	Auburn	41 53								
306	A	NJIT	75 56	86	N	North Carolina	57 87								

Non-Div I Games: Thomas (GA) 100 43 Johnson & Wales (Fl110 31 Fla. Memorial 76 51

Jacksonville

Loss, Non-Conf, S Site, H Home A Away N Neutral

Average RPI Win:	280	WON-LOST	WINNING	LAST 10	STRENGTH OF	OPP. STRENGTH	TEAM	ADJ.	CONF.	ADJ CONF.
Average RPI Loss:	202	RECORD	PCT. RANK	GAMES	SCHEDULE	OF SCHEDULE	RPI	RPI	RPI	RPI
DIV. I ONLY	9- 13	222	3- 7	292	294	260	260	26	26	
DIV. I NON-CONF.	6- 5	148	0- 1	290	284	198	198	26	26	
TOTALS	RPI 1-25	RPI 26-50	W-L RECORDS	RPI 51-100	RPI 101-150	RPI 150+				
9- 13	0- 1	0- 0	OVERALL	0- 2	0- 1	9- 9				
4- 5	0- 0	0- 0	HOME	0- 1	0- 1	4- 3				
4- 8	0- 1	0- 0	AWAY	0- 1	0- 0	4- 6				
1- 0	0- 0	0- 0	NEUTRAL	0- 0	0- 0	1- 0				
6- 5	0- 1	0- 0	NON-CONFERENCE	0- 1	0- 1	6- 2				
2- 2	0- 0	0- 0	HOME	0- 0	0- 1	2- 1				
3- 3	0- 1	0- 0	AWAY	0- 1	0- 0	3- 1				
1- 0	0- 0	0- 0	NEUTRAL	0- 0	0- 0	1- 0				
3- 8	0- 0	0- 0	CONFERENCE	0- 1	0- 0	3- 7				
2- 3	0- 0	0- 0	HOME	0- 1	0- 0	2- 2				
1- 5	0- 0	0- 0	AWAY	0- 0	0- 0	1- 5				
0- 0	0- 0	0- 0	NEUTRAL	0- 0	0- 0	0- 0				

RPI 1-25				RPI 26-50				RPI 51-100				RPI 101+ Team's RPI: 260			
RPI	S	Opponent	Score	RPI	S	Opponent	Score	RPI	S	Opponent	Score	RPI	S	Opponent	Score
5	A	Florida St.	62 73					80	H	Belmont	53 54	112	H	Clemson	63 69
								96	A	Ole Miss	50 68	188	H	Morehead St.	69 68
												195	H	New Orleans	79 81
												208	A	SIUE	62 69
												235	A	Tennessee St.	51 64
												246	H	Murray St.	64 71
												248	H	Austin Peay	65 45
												257	H	Ga. Southern	67 55
												259	A	Savannah St.	64 57
												261	A	UT Martin	83 94
												276	A	Tennessee Tech	54 56
												283	H	Southeast Mo. St.	58 65
												294	A	Kennesaw St.	65 59
												297	A	Eastern Ill.	67 71
												307	H	Nicholls St.	75 52
												309	A	Alcorn	70 66
												315	A	Eastern Ky.	54 49
												330	A	Fla. Atlantic	55 63
												340	N	Florida A&M	66 54
LAST 12 Division I GAMES:															
208	A	SIUE	62 69	276	A	Tennessee Tech	54 56								
283	H	Southeast Mo. St.	58 65	248	H	Austin Peay	65 45								
188	H	Morehead St.	69 68	246	H	Murray St.	64 71								
315	A	Eastern Ky.	54 49	297	A	Eastern Ill.	67 71								
235	A	Tennessee St.	51 64	261	A	UT Martin	83 94								
80	H	Belmont	53 54	112	H	Clemson	63 69								

Non-Div I Games: Brewton Parker 89 26

Jacksonville St.

■ Loss,
 ■ Non-Conf,
 ■ S Site,
 ■ Home
 ■ A Away
 N Neutral

Average RPI Win:	162	WON-LOST	WINNING	LAST 10	STRENGTH OF	OPP. STRENGTH	TEAM	ADJ.	CONF.	ADJ CONF.
Average RPI Loss:	77	RECORD	PCT. RANK	GAMES	SCHEDULE	OF SCHEDULE	RPI	RPI	RPI	RPI
DIV. I ONLY	16- 6	54	8- 2	99	67	41	41	8	8	
DIV. I NON-CONF.	7- 4	114	1- 0	95	23	67	67	8	8	
TOTALS	RPI 1-25	RPI 26-50	W-L RECORDS	RPI 51-100	RPI 101-150	RPI 150+				
16- 6	0- 2	1- 1	OVERALL	2- 1	3- 0	10- 2				
7- 2	0- 1	0- 0	HOME	2- 0	0- 0	5- 1				
8- 3	0- 1	1- 0	AWAY	0- 1	3- 0	4- 1				
1- 1	0- 0	0- 1	NEUTRAL	0- 0	0- 0	1- 0				
7- 4	0- 2	0- 1	NON-CONFERENCE	1- 1	1- 0	5- 0				
3- 1	0- 1	0- 0	HOME	1- 0	0- 0	2- 0				
3- 2	0- 1	0- 0	AWAY	0- 1	1- 0	2- 0				
1- 1	0- 0	0- 1	NEUTRAL	0- 0	0- 0	1- 0				
9- 2	0- 0	1- 0	CONFERENCE	1- 0	2- 0	5- 2				
4- 1	0- 0	0- 0	HOME	1- 0	0- 0	3- 1				
5- 1	0- 0	1- 0	AWAY	0- 0	2- 0	2- 1				
0- 0	0- 0	0- 0	NEUTRAL	0- 0	0- 0	0- 0				

RPI 1-25				RPI 26-50				Team's RPI: 41	RPI 51-100				RPI 101+			
RPI	S	Opponent	Score	RPI	S	Opponent	Score		RPI	S	Opponent	Score	RPI	S	Opponent	Score
5	A	Florida St.	64 84	28	A	Elon	76 70		59	H	Wake Forest	83 76	111	A	Saint Joseph's	85 72
14	H	Tennessee	69 81	50	N	Iowa	75 90		66	A	St. John's (NY)	63 74	114	A	Delaware	66 51
									72	H	Drexel	54 47	136	A	William & Mary	79 64
													154	H	Hampton	71 50
													164	A	Towson	51 54
													164	H	Towson	55 60
													182	A	Hofstra	61 50
													182	H	Hofstra	93 57
													185	A	Northeastern	67 49
													185	H	Northeastern	74 54
													189	A	Rutgers	82 76
													190	N	Idaho St.	83 53
													221	H	UNCW	73 51
													265	A	Liberty	62 48
													321	H	St. Francis Brooklyn	83 57
LAST 12 Division I GAMES:																
185	A	Northeastern	67 49	185	H	Northeastern	74 54		114	A	Delaware	66 51				
182	A	Hofstra	61 50	164	A	Towson	51 54		182	H	Hofstra	93 57				
136	A	William & Mary	79 64	221	H	UNCW	73 51		59	H	Wake Forest	83 76				
72	H	Drexel	54 47													
164	H	Towson	55 60													
28	A	Elon	76 70													

Non-Div I Games:

James Madison

■ Loss,
■ Non-Conf, S Site,
■ Home
■ Away
N Neutral

Kansas

Through Games Of Feb. 6, 2017

Average RPI Win:	157	WON-LOST	WINNING	LAST 10	STRENGTH OF	OPP. STRENGTH	TEAM	ADJ.	CONF.	ADJ CONF.
Average RPI Loss:	59	RECORD	PCT. RANK	GAMES	SCHEDULE	OF SCHEDULE	RPI	RPI	RPI	RPI
DIV. I ONLY	7- 16	276	1- 9	20	20	153	153	4	4	
DIV. I NON-CONF.	6- 5	148	0- 0	71	102	135	135	3	3	
TOTALS	RPI 1-25	RPI 26-50	W-L RECORDS	RPI 51-100	RPI 101-150	RPI 150+				
7- 16	0- 7	0- 1	OVERALL	1- 3	3- 4	3- 1				
6- 8	0- 3	0- 1	HOME	1- 1	3- 2	2- 1				
1- 8	0- 4	0- 0	AWAY	0- 2	0- 2	1- 0				
0- 0	0- 0	0- 0	NEUTRAL	0- 0	0- 0	0- 0				
6- 5	0- 1	0- 1	NON-CONFERENCE	0- 0	3- 2	3- 1				
5- 3	0- 0	0- 1	HOME	0- 0	3- 1	2- 1				
1- 2	0- 1	0- 0	AWAY	0- 0	0- 1	1- 0				
0- 0	0- 0	0- 0	NEUTRAL	0- 0	0- 0	0- 0				
1- 11	0- 6	0- 0	CONFERENCE	1- 3	0- 2	0- 0				
1- 5	0- 3	0- 0	HOME	1- 1	0- 1	0- 0				
0- 6	0- 3	0- 0	AWAY	0- 2	0- 1	0- 0				
0- 0	0- 0	0- 0	NEUTRAL	0- 0	0- 0	0- 0				

RPI	S	Opponent	Score	RPI	S	Opponent	Score	RPI	S	Opponent	Score	RPI	S	Opponent	Score	Team's RPI: 153
6	H	Texas	54 66	35	H	Harvard	59 69	55	A	Oklahoma St.	70 74	101	H	SMU	63 75	
8	A	Baylor	43 90					62	H	Texas Tech	66 60	116	A	Alabama	65 71	
8	H	Baylor	43 92					64	H	West Virginia	51 62	124	A	TCU	68 83	
18	A	Oklahoma	52 89					71	A	Iowa St.	58 87	124	H	TCU	68 80	
18	H	Oklahoma	54 84									125	H	Arizona	75 51	
21	A	Kansas St.	60 73									138	H	Oral Roberts	64 56	
22	A	Creighton	49 69									139	H	North Dakota	76 71	
												152	H	Missouri St.	64 87	
												165	H	UC Riverside	90 84	
												168	A	Memphis	68 58	
												299	H	Rhode Island	72 36	
LAST 12 Division I GAMES:																
124	H	TCU	68 80	8	H	Baylor	43 92									
18	A	Oklahoma	52 89	21	A	Kansas St.	60 73									
62	H	Texas Tech	66 60	71	A	Iowa St.	58 87									
55	A	Oklahoma St.	70 74	6	H	Texas	54 66									
124	A	TCU	68 83	8	A	Baylor	43 90									
64	H	West Virginia	51 62	18	H	Oklahoma	54 84									

Non-Div I Games:

Kansas

Loss, Non-Conf, S Site, H Home A Away N Neutral

Average RPI Win:	115	WON-LOST	WINNING	LAST 10	STRENGTH OF	OPP. STRENGTH	TEAM	ADJ.	CONF.	ADJ CONF.
Average RPI Loss:	24	RECORD	PCT. RANK	GAMES	SCHEDULE	OF SCHEDULE	RPI	RPI	RPI	RPI
DIV. I ONLY	17- 7	66	6- 4	18	3	21	21	4	4	
DIV. I NON-CONF.	10- 2	33	0- 0	53	6	20	20	3	3	
TOTALS	RPI 1-25	RPI 26-50	W-L RECORDS	RPI 51-100	RPI 101-150	RPI 150+				
17- 7	1- 5	2- 0	OVERALL	6- 2	3- 0	5- 0				
11- 2	1- 2	0- 0	HOME	4- 0	3- 0	3- 0				
3- 5	0- 3	0- 0	AWAY	2- 2	0- 0	1- 0				
3- 0	0- 0	2- 0	NEUTRAL	0- 0	0- 0	1- 0				
10- 2	1- 1	2- 0	NON-CONFERENCE	1- 1	2- 0	4- 0				
6- 1	1- 1	0- 0	HOME	1- 0	2- 0	2- 0				
1- 1	0- 0	0- 0	AWAY	0- 1	0- 0	1- 0				
3- 0	0- 0	2- 0	NEUTRAL	0- 0	0- 0	1- 0				
7- 5	0- 4	0- 0	CONFERENCE	5- 1	1- 0	1- 0				
5- 1	0- 1	0- 0	HOME	3- 0	1- 0	1- 0				
2- 4	0- 3	0- 0	AWAY	2- 1	0- 0	0- 0				
0- 0	0- 0	0- 0	NEUTRAL	0- 0	0- 0	0- 0				

RPI 1-25				RPI 26-50				RPI 51-100				RPI 101+			
RPI	S	Opponent	Score	RPI	S	Opponent	Score	RPI	S	Opponent	Score	RPI	S	Opponent	Score
1	H	UConn	58 75	26	N	LSU	69 54	55	A	Oklahoma St.	63 43	124	H	TCU	74 63
6	A	Texas	58 63	36	N	North Carolina St.	67 50	55	H	Oklahoma St.	74 69	130	H	Tulsa	82 62
8	A	Baylor	57 87					57	A	UNI	59 67	131	H	Lamar University	68 43
8	H	Baylor	49 91					62	A	Texas Tech	65 53	153	H	Kansas	73 60
18	A	Oklahoma	80 85					62	H	Texas Tech	68 54	163	A	Omaha	70 57
25	H	Auburn	71 66					64	H	West Virginia	86 71	174	H	Princeton	60 42
								71	A	Iowa St.	69 75	287	N	UTEP	61 40
								73	H	UT Arlington	62 49	329	H	Chicago St.	83 33
LAST 12 Division I GAMES:															
6	A	Texas	58 63	55	A	Oklahoma St.	63 43								
62	A	Texas Tech	65 53	153	H	Kansas	73 60								
55	H	Oklahoma St.	74 69	62	H	Texas Tech	68 54								
8	H	Baylor	49 91	18	A	Oklahoma	80 85								
71	A	Iowa St.	69 75	64	H	West Virginia	86 71								
124	H	TCU	74 63	8	A	Baylor	57 87								

Non-Div I Games:

Kansas St.

■ Loss,
■ Non-Conf, S Site,
■ Home
■ Away
N Neutral

Average RPI Win:	296	WON-LOST	WINNING	LAST 10	STRENGTH OF	OPP. STRENGTH	TEAM	ADJ.	CONF.	ADJ CONF.
Average RPI Loss:	165	RECORD	PCT. RANK	GAMES	SCHEDULE	OF SCHEDULE	RPI	RPI	RPI	RPI
DIV. I ONLY	6- 16	288	5- 5	223	259	294	294	24	24	
DIV. I NON-CONF.	1- 13	334	0- 4	206	264	338	338	23	23	
TOTALS	RPI 1-25	RPI 26-50	W-L RECORDS	RPI 51-100	RPI 101-150	RPI 150+				
6- 16	0- 1	0- 1	OVERALL	0- 3	0- 3	6- 8				
3- 7	0- 1	0- 1	HOME	0- 1	0- 1	3- 3				
3- 6	0- 0	0- 0	AWAY	0- 0	0- 0	3- 0				
0- 3	0- 0	0- 0	NEUTRAL	0- 0	0- 0	0- 3				
1- 13	0- 1	0- 1	NON-CONFERENCE	0- 1	0- 2	1- 8				
1- 5	0- 1	0- 1	HOME	0- 0	0- 0	1- 3				
0- 5	0- 0	0- 0	AWAY	0- 1	0- 2	0- 2				
0- 3	0- 0	0- 0	NEUTRAL	0- 0	0- 0	0- 3				
5- 3	0- 0	0- 0	CONFERENCE	0- 2	0- 1	5- 0				
2- 2	0- 0	0- 0	HOME	0- 1	0- 1	2- 0				
3- 1	0- 0	0- 0	AWAY	0- 1	0- 0	3- 0				
0- 0	0- 0	0- 0	NEUTRAL	0- 0	0- 0	0- 0				

RPI S	Opponent	Score	RPI S	Opponent	Score	RPI S	Opponent	Score	RPI S	Opponent	Score	Team's RPI: 294
23	H Temple	38 79	42	H Georgia Tech	49 86	81	A Jacksonville	48 72	103	A Mercer	46 61	
						90	H FGCU	56 75	109	A Vanderbilt	54 86	
						97	A Georgia	40 82	134	H Stetson	56 65	
									172	N Xavier	52 75	
									188	H Morehead St.	50 71	
									238	H Wofford	49 78	
									248	A Austin Peay	49 68	
									256	N Portland St.	61 71	
									259	H Savannah St.	72 60	
									260	H Jacksonville St.	59 65	
									280	A Georgia St.	59 62	
									281	A North Florida	67 61	
									295	A Lipscomb	70 55	
									306	H NJIT	75 64	
									317	A USC Upstate	79 71	
									317	H USC Upstate	74 67	
									325	N Arkansas St.	67 70	
LAST 12 Division I GAMES:												
317	H USC Upstate	74 67	134	H Stetson	56 65							
306	H NJIT	75 64	295	A Lipscomb	70 55							
317	A USC Upstate	79 71	23	H Temple	38 79							
281	A North Florida	67 61	238	H Wofford	49 78							
81	A Jacksonville	48 72	172	N Xavier	52 75							
90	H FGCU	56 75	256	N Portland St.	61 71							

Non-Div I Games:

Kennesaw St.

Average RPI Win:	204	WON-LOST	WINNING	LAST 10	STRENGTH OF	OPP. STRENGTH	TEAM	ADJ.	CONF.	ADJ CONF.
Average RPI Loss:	90	RECORD	PCT. RANK	GAMES	SCHEDULE	OF SCHEDULE	RPI	RPI	RPI	RPI
DIV. I ONLY	12- 11	160	6- 4	59	179	106	106	10	10	
DIV. I NON-CONF.	6- 6	165	0- 1	103	221	146	146	11	11	
TOTALS	RPI 1-25	RPI 26-50	W-L RECORDS	RPI 51-100	RPI 101-150	RPI 150+				
12- 11	0- 1	1- 1	OVERALL	2- 6	1- 2	8- 1				
7- 3	0- 0	0- 0	HOME	1- 2	0- 0	6- 1				
4- 6	0- 0	1- 1	AWAY	0- 3	1- 2	2- 0				
1- 2	0- 1	0- 0	NEUTRAL	1- 1	0- 0	0- 0				
6- 6	0- 1	0- 1	NON-CONFERENCE	1- 2	1- 1	4- 1				
4- 1	0- 0	0- 0	HOME	0- 0	0- 0	4- 1				
1- 3	0- 0	0- 1	AWAY	0- 1	1- 1	0- 0				
1- 2	0- 1	0- 0	NEUTRAL	1- 1	0- 0	0- 0				
6- 5	0- 0	1- 0	CONFERENCE	1- 4	0- 1	4- 0				
3- 2	0- 0	0- 0	HOME	1- 2	0- 0	2- 0				
3- 3	0- 0	1- 0	AWAY	0- 2	0- 1	2- 0				
0- 0	0- 0	0- 0	NEUTRAL	0- 0	0- 0	0- 0				

RPI 1-25				RPI 26-50				RPI 51-100				RPI 101+ Team's RPI: 106			
RPI	S	Opponent	Score	RPI	S	Opponent	Score	RPI	S	Opponent	Score	RPI	S	Opponent	Score
8	N	Baylor	42 84	45	A	Ohio	68 65	52	A	Minnesota	62 92	129	A	Ball St.	47 71
				50	A	Iowa	48 83	68	A	Buffalo	62 77	143	A	Wright St.	79 69
								77	A	Northern Ill.	72 93	146	A	Detroit	52 73
								77	H	Northern Ill.	97 98	162	A	Western Mich.	71 67
								82	N	Western Ky.	73 79	217	H	Robert Morris	65 68
								83	H	Central Mich.	78 91	220	H	Miami (OH)	84 66
								87	H	Toledo	70 60	227	H	Bradley	77 52
								90	N	FGCU	77 64	258	H	Bowling Green	80 78
												264	A	Eastern Mich.	86 67
												314	H	Youngstown St.	75 60
												315	H	Eastern Ky.	80 67
												324	H	Fort Wayne	66 55
LAST 12 Division I GAMES:															
68	A	Buffalo	62 77	45	A	Ohio	68 65	77	H	Northern Ill.	97 98				
220	H	Miami (OH)	84 66	264	A	Eastern Mich.	86 67	129	A	Ball St.	47 71				
258	H	Bowling Green	80 78	83	H	Central Mich.	78 91	52	A	Minnesota	62 92				
77	A	Northern Ill.	72 93												
87	H	Toledo	70 60												
162	A	Western Mich.	71 67												

Non-Div I Games:

Kent St.

■ Loss,
 ■ Non-Conf,
 ■ S Site,
 ■ H Home
 ■ A Away
 N Neutral

Average RPI Win:	92	WON-LOST	WINNING	LAST 10	STRENGTH OF	OPP. STRENGTH	TEAM	ADJ.	CONF.	ADJ CONF.
Average RPI Loss:	25	RECORD	PCT. RANK	GAMES	SCHEDULE	OF SCHEDULE	RPI	RPI	RPI	RPI
DIV. I ONLY	16- 8	82	7- 3	3	9	16	16	2	2	
DIV. I NON-CONF.	9- 4	85	0- 1	4	25	14	14	2	2	
TOTALS	RPI 1-25	RPI 26-50	W-L RECORDS	RPI 51-100	RPI 101-150	RPI 150+				
16- 8	3- 6	2- 1	OVERALL	5- 1	4- 0	2- 0				
13- 3	2- 3	1- 0	HOME	5- 0	3- 0	2- 0				
3- 5	1- 3	1- 1	AWAY	0- 1	1- 0	0- 0				
0- 0	0- 0	0- 0	NEUTRAL	0- 0	0- 0	0- 0				
9- 4	2- 3	0- 0	NON-CONFERENCE	3- 1	2- 0	2- 0				
9- 1	2- 1	0- 0	HOME	3- 0	2- 0	2- 0				
0- 3	0- 2	0- 0	AWAY	0- 1	0- 0	0- 0				
0- 0	0- 0	0- 0	NEUTRAL	0- 0	0- 0	0- 0				
7- 4	1- 3	2- 1	CONFERENCE	2- 0	2- 0	0- 0				
4- 2	0- 2	1- 0	HOME	2- 0	1- 0	0- 0				
3- 2	1- 1	1- 1	AWAY	0- 0	1- 0	0- 0				
0- 0	0- 0	0- 0	NEUTRAL	0- 0	0- 0	0- 0				

RPI	S	Opponent	Score	RPI	S	Opponent	Score	RPI	S	Opponent	Score	RPI	S	Opponent	Score
3	H	South Carolina	63 75	26	A	LSU	55 42	56	H	Washington St.	69 67	109	H	Vanderbilt	71 63
10	A	Duke	54 69	30	A	Missouri	67 73	88	A	Colorado	69 79	116	A	Alabama	71 54
13	A	Louisville	67 69	30	H	Missouri	64 62	93	H	Middle Tenn.	61 48	127	H	Radford	59 36
14	A	Tennessee	65 72					96	H	Ole Miss	89 57	148	H	Albany (NY)	70 46
18	H	Oklahoma	82 68					97	H	Georgia	82 61	188	H	Morehead St.	74 47
19	H	Miami (FL)	82 66					99	H	New Hampshire	92 43	226	H	Samford	80 57
20	H	Texas A&M	68 77												
24	H	Arizona St.	71 73												
25	A	Auburn	64 60												
LAST 12 Division I GAMES:															
109	H	Vanderbilt	71 63	97	H	Georgia	82 61								
3	H	South Carolina	63 75	116	A	Alabama	71 54								
30	A	Missouri	67 73	20	H	Texas A&M	68 77								
96	H	Ole Miss	89 57	30	H	Missouri	64 62								
25	A	Auburn	64 60	14	A	Tennessee	65 72								
26	A	LSU	55 42	10	A	Duke	54 69								

Non-Div I Games:

Kentucky

■ Loss,
■ Non-Conf, S Site,
■ Home
■ Away
N Neutral

Average RPI Win:	304	WON-LOST	WINNING	LAST 10	STRENGTH OF	OPP. STRENGTH	TEAM	ADJ.	CONF.	ADJ CONF.
Average RPI Loss:	216	RECORD	PCT. RANK	GAMES	SCHEDULE	OF SCHEDULE	RPI	RPI	RPI	RPI
DIV. I ONLY	4- 19	321	1- 3	249	346	333	333	31	31	
DIV. I NON-CONF.	1- 10	325	0- 1	154	308	322	322	32	32	
TOTALS	RPI 1-25	RPI 26-50	W-L RECORDS	RPI 51-100	RPI 101-150	RPI 150+				
4- 19	0- 0	0- 1	OVERALL	0- 0	0- 1	4- 17				
3- 9	0- 0	0- 0	HOME	0- 0	0- 0	3- 9				
1- 8	0- 0	0- 1	AWAY	0- 0	0- 1	1- 6				
0- 2	0- 0	0- 0	NEUTRAL	0- 0	0- 0	0- 2				
1- 10	0- 0	0- 1	NON-CONFERENCE	0- 0	0- 1	1- 8				
1- 4	0- 0	0- 0	HOME	0- 0	0- 0	1- 4				
0- 4	0- 0	0- 1	AWAY	0- 0	0- 1	0- 2				
0- 2	0- 0	0- 0	NEUTRAL	0- 0	0- 0	0- 2				
3- 9	0- 0	0- 0	CONFERENCE	0- 0	0- 0	3- 9				
2- 5	0- 0	0- 0	HOME	0- 0	0- 0	2- 5				
1- 4	0- 0	0- 0	AWAY	0- 0	0- 0	1- 4				
0- 0	0- 0	0- 0	NEUTRAL	0- 0	0- 0	0- 0				

RPI 1-25			RPI 26-50			RPI 51-100			RPI 101+ Team's RPI: 333		
RPI	S	Opponent	Score	RPI	S	Opponent	Score	RPI	S	Opponent	Score
				31	A	Ohio St.	54 113				
LAST 12 Division I GAMES:											
306	N	NJIT	48 50	346	A	Fairleigh Dickinson	46 64	142	A	Columbia	57 66
217	H	Robert Morris	54 64	305	H	Central Conn. St.	71 76	151	H	Yale	44 75
213	H	Saint Francis (PA)	30 74	321	H	St. Francis Brooklyn	54 56	155	H	George Mason	48 64
305	A	Central Conn. St.	68 62	217	A	Robert Morris	42 83	170	H	Army West Point	47 68
206	A	Sacred Heart	48 66	213	A	Saint Francis (PA)	52 66	173	N	Milwaukee	50 88
342	H	Wagner	69 64	217	H	Robert Morris	54 64	180	A	Seton Hall	59 77
				300	H	Bryant	53 62	206	A	Sacred Heart	48 66
				305	A	Central Conn. St.	68 62	213	A	Saint Francis (PA)	52 66
				305	H	Central Conn. St.	71 76	213	H	Saint Francis (PA)	30 74
				306	N	NJIT	48 50	217	A	Robert Morris	42 83
				318	H	Mt. St. Mary's	63 60	217	H	Robert Morris	54 64
				321	H	St. Francis Brooklyn	54 56	230	H	UMBC	45 57
				342	H	Wagner	69 64	231	A	Colgate	61 76
				346	A	Fairleigh Dickinson	46 64	251	H	Stony Brook	58 48
								300	H	Bryant	53 62
								305	A	Central Conn. St.	68 62
								305	H	Central Conn. St.	71 76
								306	N	NJIT	48 50
								318	H	Mt. St. Mary's	63 60
								321	H	St. Francis Brooklyn	54 56
								342	H	Wagner	69 64
								346	A	Fairleigh Dickinson	46 64

Non-Div I Games:

LIU Brooklyn

■ Loss,
 ■ Non-Conf,
 ■ S Site,
 ■ H Home
 ■ A Away
 N Neutral

Average RPI Win:	127	WON-LOST	WINNING	LAST 10	STRENGTH OF	OPP. STRENGTH	TEAM	ADJ.	CONF.	ADJ CONF.
Average RPI Loss:	11	RECORD	PCT. RANK	GAMES	SCHEDULE	OF SCHEDULE	RPI	RPI	RPI	RPI
DIV. I ONLY	16- 7	73	5- 5	15	6	26	26	2	2	
DIV. I NON-CONF.	11- 2	24	2- 0	59	22	26	26	2	2	
TOTALS	RPI 1-25	RPI 26-50	W-L RECORDS	RPI 51-100	RPI 101-150	RPI 150+				
16- 7	0- 7	4- 0	OVERALL	3- 0	4- 0	5- 0				
11- 3	0- 3	3- 0	HOME	2- 0	3- 0	3- 0				
2- 3	0- 0	0- 0	AWAY	0- 0	1- 0	1- 0				
3- 1	0- 1	1- 0	NEUTRAL	1- 0	0- 0	1- 0				
11- 2	0- 2	3- 0	NON-CONFERENCE	2- 0	1- 0	5- 0				
7- 1	0- 1	2- 0	HOME	1- 0	1- 0	3- 0				
1- 0	0- 0	0- 0	AWAY	0- 0	0- 0	1- 0				
3- 1	0- 1	1- 0	NEUTRAL	1- 0	0- 0	1- 0				
5- 5	0- 5	1- 0	CONFERENCE	1- 0	3- 0	0- 0				
4- 2	0- 2	1- 0	HOME	1- 0	2- 0	0- 0				
1- 3	0- 3	0- 0	AWAY	0- 0	1- 0	0- 0				
0- 0	0- 0	0- 0	NEUTRAL	0- 0	0- 0	0- 0				

RPI 1-25				RPI 26-50				RPI 51-100				RPI 101+			
RPI	S	Opponent	Score	RPI	S	Opponent	Score	RPI	S	Opponent	Score	RPI	S	Opponent	Score
1	H	UConn	53 76	30	H	Missouri	80 71	59	H	Wake Forest	60 57	116	H	Alabama	48 41
3	H	South Carolina	61 84	36	N	North Carolina St.	59 58	74	H	Florida	78 67	121	A	Arkansas	53 52
4	A	Mississippi St.	48 74	38	H	Tulane	69 51	86	N	North Carolina	70 43	121	H	Arkansas	53 46
14	A	Tennessee	58 77	48	H	Little Rock	69 49					124	H	TCU	67 61
16	H	Kentucky	42 55									159	A	Louisiana Tech	77 73
20	A	Texas A&M	52 54									176	H	Rice	66 55
21	N	Kansas St.	54 69									212	H	Alabama St.	93 40
												287	N	UTEP	78 45
												343	H	Sam Houston St.	89 41
LAST 12 Division I GAMES:															
116	H	Alabama	48 41	30	H	Missouri	80 71	121	A	Arkansas	53 52				
14	A	Tennessee	58 77	74	H	Florida	78 67	4	A	Mississippi St.	48 74				
121	H	Arkansas	53 46	212	H	Alabama St.	93 40								
20	A	Texas A&M	52 54	48	H	Little Rock	69 49								
16	H	Kentucky	42 55												
3	H	South Carolina	61 84												

Non-Div I Games:

LSU

■ Loss,
■ Non-Conf,
■ S Site,
■ H Home
■ A Away
N Neutral

Average RPI Win:	229	WON-LOST	WINNING	LAST 10	STRENGTH OF	OPP. STRENGTH	TEAM	ADJ.	CONF.	ADJ CONF.
Average RPI Loss:	108	RECORD	PCT. RANK	GAMES	SCHEDULE	OF SCHEDULE	RPI	RPI	RPI	RPI
DIV. I ONLY	14- 9	116	6- 4	263	116	169	169	12	12	
DIV. I NON-CONF.	7- 5	137	1- 1	241	175	169	169	12	12	
TOTALS	RPI 1-25	RPI 26-50	W-L RECORDS	RPI 51-100	RPI 101-150	RPI 150+				
14- 9	0- 1	0- 1	OVERALL	1- 2	1- 4	12- 1				
7- 5	0- 0	0- 1	HOME	0- 1	0- 2	7- 1				
6- 4	0- 1	0- 0	AWAY	1- 1	1- 2	4- 0				
1- 0	0- 0	0- 0	NEUTRAL	0- 0	0- 0	1- 0				
7- 5	0- 1	0- 1	NON-CONFERENCE	0- 1	1- 1	6- 1				
4- 2	0- 0	0- 1	HOME	0- 0	0- 0	4- 1				
2- 3	0- 1	0- 0	AWAY	0- 1	1- 1	1- 0				
1- 0	0- 0	0- 0	NEUTRAL	0- 0	0- 0	1- 0				
7- 4	0- 0	0- 0	CONFERENCE	1- 1	0- 3	6- 0				
3- 3	0- 0	0- 0	HOME	0- 1	0- 2	3- 0				
4- 1	0- 0	0- 0	AWAY	1- 0	0- 1	3- 0				
0- 0	0- 0	0- 0	NEUTRAL	0- 0	0- 0	0- 0				

RPI 1-25			RPI 26-50			RPI 51-100			RPI 101+ Team's RPI: 169		
RPI	S	Opponent	Score	RPI	S	Opponent	Score	RPI	S	Opponent	Score
23	A	Temple	70 86	35	H	Harvard	64 66	54	H	George Washington	65 79
								61	A	Dayton	54 51
								67	A	Villanova	49 52
								107	H	Duquesne	68 76
								111	H	Saint Joseph's	55 75
								119	A	Penn	58 56
								123	A	VCU	56 61
								128	A	Rider	61 74
								155	H	George Mason	59 57
								175	H	American	63 59
								181	H	Fairfield	68 61
								220	N	Miami (OH)	79 70
								221	A	UNCW	64 48
								243	A	Richmond	63 58
								279	A	Davidson	65 58
								298	H	Massachusetts	68 64
								299	A	Rhode Island	58 49
								299	H	Rhode Island	70 51
								310	H	UMKC	64 59
								322	H	Lafayette	49 56
								345	H	Delaware St.	78 38
LAST 12 Division I GAMES:											
54	H	George Washington	65 79	111	H	Saint Joseph's	55 75				
299	A	Rhode Island	58 49	35	H	Harvard	64 66				
155	H	George Mason	59 57	299	H	Rhode Island	70 51				
298	H	Massachusetts	68 64	107	H	Duquesne	68 76				
279	A	Davidson	65 58	123	A	VCU	56 61				
243	A	Richmond	63 58	310	H	UMKC	64 59				

Non-Div I Games:

La Salle

■ Loss,
 ■ Non-Conf, S Site,
 ■ Home
 ■ Away
 N Neutral

Average RPI Win:	314	WON-LOST	WINNING	LAST 10	STRENGTH OF	OPP. STRENGTH	TEAM	ADJ.	CONF.	ADJ CONF.
Average RPI Loss:	195	RECORD	PCT. RANK	GAMES	SCHEDULE	OF SCHEDULE	RPI	RPI	RPI	RPI
DIV. I ONLY	3- 17	327	2- 8	284	291	332	332	21	21	
DIV. I NON-CONF.	1- 8	314	1- 0	311	323	343	343	19	19	
TOTALS	RPI 1-25	RPI 26-50	W-L RECORDS	RPI 51-100	RPI 101-150	RPI 150+				
3- 17	0- 0	0- 2	OVERALL	0- 2	0- 1	3- 12				
2- 6	0- 0	0- 1	HOME	0- 0	0- 0	2- 5				
1- 11	0- 0	0- 1	AWAY	0- 2	0- 1	1- 7				
0- 0	0- 0	0- 0	NEUTRAL	0- 0	0- 0	0- 0				
1- 8	0- 0	0- 0	NON-CONFERENCE	0- 1	0- 1	1- 6				
0- 4	0- 0	0- 0	HOME	0- 0	0- 0	0- 4				
1- 4	0- 0	0- 0	AWAY	0- 1	0- 1	1- 2				
0- 0	0- 0	0- 0	NEUTRAL	0- 0	0- 0	0- 0				
2- 9	0- 0	0- 2	CONFERENCE	0- 1	0- 0	2- 6				
2- 2	0- 0	0- 1	HOME	0- 0	0- 0	2- 1				
0- 7	0- 0	0- 1	AWAY	0- 1	0- 0	0- 5				
0- 0	0- 0	0- 0	NEUTRAL	0- 0	0- 0	0- 0				

RPI 1-25				RPI 26-50				RPI 51-100				RPI 101+				Team's RPI: 332
RPI	S	Opponent	Score	RPI	S	Opponent	Score	RPI	S	Opponent	Score	RPI	S	Opponent	Score	
				48	A	Little Rock	34 78	73	A	UT Arlington	59 93	121	A	Arkansas	46 92	
				48	H	Little Rock	47 92	96	A	Ole Miss	40 97	159	H	Louisiana Tech	53 73	
												176	H	Rice	50 93	
												183	A	Texas St.	50 63	
												191	A	Louisiana	57 67	
												229	H	Grambling	54 59	
												257	A	Ga. Southern	65 76	
												257	H	Ga. Southern	44 65	
												263	H	McNeese	52 78	
												280	A	Georgia St.	35 87	
												280	H	Georgia St.	72 63	
												301	A	Northwestern St.	65 67	
												307	A	Nicholls St.	54 73	
												325	A	Arkansas St.	56 71	
												325	H	Arkansas St.	59 51	
												337	A	Houston Baptist	77 65	
LAST 12 Division I GAMES:																
				257	A	Ga. Southern	65 76	280	H	Georgia St.	72 63					
				280	A	Georgia St.	35 87	257	H	Ga. Southern	44 65					
				325	H	Arkansas St.	59 51	191	A	Louisiana	57 67					
				48	H	Little Rock	47 92	48	A	Little Rock	34 78					
				73	A	UT Arlington	59 93	325	A	Arkansas St.	56 71					
				183	A	Texas St.	50 63	337	A	Houston Baptist	77 65					

Non-Div I Games: Centenary (LA) 83 39 LSU-Alexandria 73 61

La.-Monroe

Loss, Non-Conf, S Site, H Home A Away N Neutral

Average RPI Win: 169	WON-LOST	WINNING	LAST 10	STRENGTH OF	OPP. STRENGTH	TEAM	ADJ.	CONF.	ADJ CONF.
Average RPI Loss: 178	RECORD	PCT. RANK	GAMES	SCHEDULE	OF SCHEDULE	RPI	RPI	RPI	RPI
DIV. I ONLY	1- 22	347	0- 10	149	254	322	322	23	23
DIV. I NON-CONF.	1- 11	330	0- 1	45	194	248	248	25	25
TOTALS	RPI 1-25	RPI 26-50	W-L RECORDS	RPI 51-100	RPI 101-150	RPI 150+			
1- 22	0- 1	0- 0	OVERALL	0- 3	0- 4	1- 14			
0- 9	0- 0	0- 0	HOME	0- 1	0- 1	0- 7			
1- 10	0- 1	0- 0	AWAY	0- 1	0- 3	1- 5			
0- 3	0- 0	0- 0	NEUTRAL	0- 1	0- 0	0- 2			
1- 11	0- 1	0- 0	NON-CONFERENCE	0- 3	0- 3	1- 4			
0- 3	0- 0	0- 0	HOME	0- 1	0- 1	0- 1			
1- 5	0- 1	0- 0	AWAY	0- 1	0- 2	1- 1			
0- 3	0- 0	0- 0	NEUTRAL	0- 1	0- 0	0- 2			
0- 11	0- 0	0- 0	CONFERENCE	0- 0	0- 1	0- 10			
0- 6	0- 0	0- 0	HOME	0- 0	0- 0	0- 6			
0- 5	0- 0	0- 0	AWAY	0- 0	0- 1	0- 4			
0- 0	0- 0	0- 0	NEUTRAL	0- 0	0- 0	0- 0			

RPI 1-25				RPI 26-50				RPI 51-100				RPI 101+ Team's RPI: 322			
RPI	S	Opponent	Score	RPI	S	Opponent	Score	RPI	S	Opponent	Score	RPI	S	Opponent	Score
13	A	Louisville	48 92					66	A	St. John's (NY)	46 64	107	A	Duquesne	52 67
								72	H	Drexel	39 81	119	H	Penn	47 64
								95	N	Chattanooga	43 68	122	A	Navy	41 76
												128	A	Rider	58 76
												154	N	Hampton	55 58
												169	A	La Salle	56 49
												170	A	Army West Point	73 76
												170	H	Army West Point	55 63
												174	A	Princeton	27 65
												175	H	American	52 76
												217	H	Robert Morris	51 62
												231	A	Colgate	69 76
												241	A	Loyola Maryland	47 75
												241	H	Loyola Maryland	55 60
												258	N	Bowling Green	42 69
												275	A	Boston U.	50 68
												275	H	Boston U.	58 75
												304	H	Holy Cross	61 67
												312	H	Lehigh	53 56
LAST 12 Division I GAMES:															
275	H	Boston U.	58 75	304	H	Holy Cross	61 67								
170	H	Army West Point	55 63	275	A	Boston U.	50 68								
241	A	Loyola Maryland	47 75	170	A	Army West Point	73 76								
312	H	Lehigh	53 56	241	H	Loyola Maryland	55 60								
175	H	American	52 76	231	A	Colgate	69 76								
122	A	Navy	41 76	72	H	Drexel	39 81								

Non-Div I Games:

Lafayette

■ Loss,
 ■ Non-Conf,
 S Site,
 ■ Home
 ■ Away
 N Neutral

Average RPI Win:	270	WON-LOST	WINNING	LAST 10	STRENGTH OF	OPP. STRENGTH	TEAM	ADJ.	CONF.	ADJ CONF.
Average RPI Loss:	101	RECORD	PCT. RANK	GAMES	SCHEDULE	OF SCHEDULE	RPI	RPI	RPI	RPI
DIV. I ONLY	12- 5	70	8- 2	309	200	131	131	27	27	
DIV. I NON-CONF.	3- 3	165	0- 0	205	3	127	127	27	27	
TOTALS	RPI 1-25	RPI 26-50	W-L RECORDS	RPI 51-100	RPI 101-150	RPI 150+				
12- 5	0- 2	0- 1	OVERALL	0- 0	1- 1	11- 1				
8- 0	0- 0	0- 0	HOME	0- 0	0- 0	8- 0				
4- 5	0- 2	0- 1	AWAY	0- 0	1- 1	3- 1				
0- 0	0- 0	0- 0	NEUTRAL	0- 0	0- 0	0- 0				
3- 3	0- 2	0- 1	NON-CONFERENCE	0- 0	0- 0	3- 0				
2- 0	0- 0	0- 0	HOME	0- 0	0- 0	2- 0				
1- 3	0- 2	0- 1	AWAY	0- 0	0- 0	1- 0				
0- 0	0- 0	0- 0	NEUTRAL	0- 0	0- 0	0- 0				
9- 2	0- 0	0- 0	CONFERENCE	0- 0	1- 1	8- 1				
6- 0	0- 0	0- 0	HOME	0- 0	0- 0	6- 0				
3- 2	0- 0	0- 0	AWAY	0- 0	1- 1	2- 1				
0- 0	0- 0	0- 0	NEUTRAL	0- 0	0- 0	0- 0				

RPI 1-25				RPI 26-50				RPI 51-100				RPI 101+ Team's RPI: 131			
RPI	S	Opponent	Score	RPI	S	Opponent	Score	RPI	S	Opponent	Score	RPI	S	Opponent	Score
7	A	Oregon St.	56 88	37	A	Oregon	67 84					115	A	Central Ark.	70 56
21	A	Kansas St.	43 68									135	A	Abilene Christian	59 77
												195	A	New Orleans	66 55
												195	H	New Orleans	73 42
												242	A	Canisius	65 51
												263	H	McNeese	79 57
												296	H	Northern Ariz.	75 60
												301	H	Northwestern St.	73 60
												303	H	A&M-Corpus Christi	65 49
												307	A	Nicholls St.	67 78
												316	H	Loyola Chicago	76 50
												334	H	Southeastern La.	86 68
												336	H	Incarinate Word	83 54
												343	A	Sam Houston St.	70 44
LAST 12 Division I GAMES:															
263	H	McNeese	79 57	135	A	Abilene Christian	59 77								
195	A	New Orleans	66 55	336	H	Incarinate Word	83 54								
301	H	Northwestern St.	73 60	334	H	Southeastern La.	86 68								
303	H	A&M-Corpus Christi	65 49	195	H	New Orleans	73 42								
307	A	Nicholls St.	67 78	115	A	Central Ark.	70 56								
343	A	Sam Houston St.	70 44	316	H	Loyola Chicago	76 50								

Non-Div I Games: St. Thomas (TX) 95 49 Louisiana Col. 94 55 Howard Payne 93 56 Southwestern (TX) 87 41

Lamar University

Loss, Non-Conf, S Site, H Home A Away N Neutral

Average RPI Win: 290	WON-LOST	WINNING	LAST 10	STRENGTH OF	OPP. STRENGTH	TEAM	ADJ.	CONF.	ADJ CONF.
Average RPI Loss: 175	RECORD	PCT. RANK	GAMES	SCHEDULE	OF SCHEDULE	RPI	RPI	RPI	RPI
DIV. I ONLY	6- 15	283	2- 8	245	298	312	312	23	23
DIV. I NON-CONF.	4- 6	209	0- 1	214	327	257	257	25	25
TOTALS	RPI 1-25	RPI 26-50	W-L RECORDS	RPI 51-100	RPI 101-150	RPI 150+			
6- 15	0- 0	0- 1	OVERALL	0- 2	0- 3	6- 9			
4- 8	0- 0	0- 0	HOME	0- 1	0- 2	4- 5			
2- 7	0- 0	0- 1	AWAY	0- 1	0- 1	2- 4			
0- 0	0- 0	0- 0	NEUTRAL	0- 0	0- 0	0- 0			
4- 6	0- 0	0- 1	NON-CONFERENCE	0- 1	0- 2	4- 2			
3- 3	0- 0	0- 0	HOME	0- 0	0- 1	3- 2			
1- 3	0- 0	0- 1	AWAY	0- 1	0- 1	1- 0			
0- 0	0- 0	0- 0	NEUTRAL	0- 0	0- 0	0- 0			
2- 9	0- 0	0- 0	CONFERENCE	0- 1	0- 1	2- 7			
1- 5	0- 0	0- 0	HOME	0- 1	0- 1	1- 3			
1- 4	0- 0	0- 0	AWAY	0- 0	0- 0	1- 4			
0- 0	0- 0	0- 0	NEUTRAL	0- 0	0- 0	0- 0			

RPI S	Opponent	Score	RPI S	Opponent	Score	RPI S	Opponent	Score	RPI S	Opponent	Score	Team's RPI: 312
40	A California	63 96	58	H Bucknell	58 77	107	A Duquesne	49 63				
			67	A Villanova	37 59	122	H Navy	64 66				
						128	H Rider	68 75				
						170	H Army West Point	71 75				
						175	A American	51 68				
						175	H American	58 70				
						206	H Sacred Heart	68 62				
						224	H Monmouth	62 73				
						241	A Loyola Maryland	58 62				
						241	H Loyola Maryland	86 69				
						268	H Norfolk St.	57 81				
						275	A Boston U.	50 64				
						275	H Boston U.	64 69				
						304	A Holy Cross	47 65				
						306	H NJIT	84 52				
						318	A Mt. St. Mary's	74 57				
						322	A Lafayette	56 53				
						345	H Delaware St.	91 80				
LAST 12 Division I GAMES:												
175	H American	58 70	58	H Bucknell	58 77							
241	H Loyola Maryland	86 69	175	A American	51 68							
275	A Boston U.	50 64	241	A Loyola Maryland	58 62							
322	A Lafayette	56 53	275	H Boston U.	64 69							
122	H Navy	64 66	170	H Army West Point	71 75							
304	A Holy Cross	47 65	40	A California	63 96							

Non-Div I Games: East Stroudsburg 78 72

Lehigh

■ Loss,
 ■ Non-Conf,
 ■ S Site,
 ■ H Home
 ■ A Away
 N Neutral

Liberty

Through Games Of Feb. 6, 2017

Average RPI Win:	283	WON-LOST	WINNING	LAST 10	STRENGTH OF	OPP. STRENGTH	TEAM	ADJ.	CONF.	ADJ CONF.
Average RPI Loss:	163	RECORD	PCT. RANK	GAMES	SCHEDULE	OF SCHEDULE	RPI	RPI	RPI	RPI
DIV. I ONLY	7- 13	249	7- 3	210	302	265	265	28	28	
DIV. I NON-CONF.	0- 10	335	0- 2	85	217	308	308	28	28	
TOTALS	RPI 1-25	RPI 26-50	W-L RECORDS	RPI 51-100	RPI 101-150	RPI 150+				
7- 13	0- 1	0- 1	OVERALL	0- 1	0- 4	7- 6				
5- 3	0- 1	0- 1	HOME	0- 0	0- 0	5- 1				
2- 6	0- 0	0- 0	AWAY	0- 0	0- 3	2- 3				
0- 4	0- 0	0- 0	NEUTRAL	0- 1	0- 1	0- 2				
0- 10	0- 1	0- 1	NON-CONFERENCE	0- 1	0- 3	0- 4				
0- 3	0- 1	0- 1	HOME	0- 0	0- 0	0- 1				
0- 3	0- 0	0- 0	AWAY	0- 0	0- 2	0- 1				
0- 4	0- 0	0- 0	NEUTRAL	0- 1	0- 1	0- 2				
7- 3	0- 0	0- 0	CONFERENCE	0- 0	0- 1	7- 2				
5- 0	0- 0	0- 0	HOME	0- 0	0- 0	5- 0				
2- 3	0- 0	0- 0	AWAY	0- 0	0- 1	2- 2				
0- 0	0- 0	0- 0	NEUTRAL	0- 0	0- 0	0- 0				

RPI S	Opponent	Score	RPI S	Opponent	Score	RPI S	Opponent	Score	RPI S	Opponent	Score	Team's RPI: 265
10	H Duke	38 98	41	H James Madison	48 62	61	N Dayton	53 82	115	N Central Ark.	41 61	
									122	A Navy	66 67	
									127	A Radford	68 76	
									150	A UTSA	64 80	
									186	H Appalachian St.	57 66	
									222	A Campbell	58 52	
									225	A UNC Asheville	54 64	
									230	N UMBC	51 62	
									243	N Richmond	54 63	
									244	H Presbyterian	68 60	
									274	A Charleston So.	81 72	
									291	A Gardner-Webb	82 84	
									291	H Gardner-Webb	66 63	
									293	H High Point	81 74	
									320	A Valparaiso	68 70	
									323	H Winthrop	80 51	
									335	H Longwood	92 47	
LAST 12 Division I GAMES:												
291	H Gardner-Webb	66 63	291	A Gardner-Webb	82 84							
222	A Campbell	58 52	244	H Presbyterian	68 60							
323	H Winthrop	80 51	293	H High Point	81 74							
127	A Radford	68 76	274	A Charleston So.	81 72							
225	A UNC Asheville	54 64	230	N UMBC	51 62							
335	H Longwood	92 47	61	N Dayton	53 82							

Non-Div I Games: West Liberty 64 38

Liberty

Loss, Non-Conf, S Site, H Home A Away N Neutral

Average RPI Win:	251	WON-LOST	WINNING	LAST 10	STRENGTH OF	OPP. STRENGTH	TEAM	ADJ.	CONF.	ADJ CONF.
Average RPI Loss:	186	RECORD	PCT. RANK	GAMES	SCHEDULE	OF SCHEDULE	RPI	RPI	RPI	RPI
DIV. I ONLY	4- 18	319	2- 8	134	322	295	295	24	24	
DIV. I NON-CONF.	2- 12	310	2- 2	81	336	271	271	23	23	
TOTALS	RPI 1-25	RPI 26-50	W-L RECORDS	RPI 51-100	RPI 101-150	RPI 150+				
4- 18	0- 0	0- 0	OVERALL	0- 5	1- 3	3- 10				
2- 8	0- 0	0- 0	HOME	0- 1	0- 2	2- 5				
2- 10	0- 0	0- 0	AWAY	0- 1	1- 0	1- 1				
0- 0	0- 0	0- 0	NEUTRAL	0- 0	0- 0	0- 0				
2- 12	0- 0	0- 0	NON-CONFERENCE	0- 3	1- 2	1- 7				
1- 4	0- 0	0- 0	HOME	0- 0	0- 1	1- 3				
1- 8	0- 0	0- 0	AWAY	0- 3	1- 1	0- 4				
0- 0	0- 0	0- 0	NEUTRAL	0- 0	0- 0	0- 0				
2- 6	0- 0	0- 0	CONFERENCE	0- 2	0- 1	2- 3				
1- 4	0- 0	0- 0	HOME	0- 1	0- 1	1- 2				
1- 2	0- 0	0- 0	AWAY	0- 1	0- 0	1- 1				
0- 0	0- 0	0- 0	NEUTRAL	0- 0	0- 0	0- 0				

RPI S	Opponent	Score	RPI S	Opponent	Score	RPI S	Opponent	Score	RPI S	Opponent	Score	Team's RPI: 295
						80	A Belmont	62 100	116	A Alabama	35 82	
						81	A Jacksonville	60 84	120	H Saint Louis	38 83	
						82	A Western Ky.	35 87	129	A Ball St.	78 74	
						90	H FGCU	63 90	134	H Stetson	66 91	
						96	A Ole Miss	49 76	174	H Princeton	43 71	
									188	A Morehead St.	53 73	
									235	H Tennessee St.	71 77	
									241	A Loyola Maryland	30 74	
									246	A Murray St.	59 79	
									274	H Charleston So.	52 67	
									276	H Tennessee Tech	71 69	
									281	A North Florida	60 58	
									283	A Southeast Mo. St.	63 79	
									294	H Kennesaw St.	55 70	
									306	A NJIT	68 76	
									306	H NJIT	53 76	
									317	H USC Upstate	84 77	
LAST 12 Division I GAMES:												
306	H NJIT	53 76	90	H FGCU	63 90							
317	H USC Upstate	84 77	294	H Kennesaw St.	55 70							
306	A NJIT	68 76	174	H Princeton	43 71							
81	A Jacksonville	60 84	120	H Saint Louis	38 83							
281	A North Florida	60 58	276	H Tennessee Tech	71 69							
134	H Stetson	66 91	129	A Ball St.	78 74							

Non-Div I Games: Anderson (SC) 66 59

Lipscomb

Loss, Non-Conf, S Site, H Home A Away N Neutral

Little Rock

Through Games Of Feb. 6, 2017

Average RPI Win:	205	WON-LOST	WINNING	LAST 10	STRENGTH OF	OPP. STRENGTH	TEAM	ADJ.	CONF.	ADJ CONF.
Average RPI Loss:	36	RECORD	PCT. RANK	GAMES	SCHEDULE	OF SCHEDULE	RPI	RPI	RPI	RPI
DIV. I ONLY	17- 6	44	2- 1	105	119	48	48	21	21	
DIV. I NON-CONF.	6- 6	165	0- 1	15	14	52	52	19	19	
TOTALS	RPI 1-25	RPI 26-50	W-L RECORDS	RPI 51-100	RPI 101-150	RPI 150+				
17- 6	0- 3	0- 2	OVERALL	0- 0	4- 1	13- 0				
10- 2	0- 2	0- 0	HOME	0- 0	3- 0	7- 0				
7- 4	0- 1	0- 2	AWAY	0- 0	1- 1	6- 0				
0- 0	0- 0	0- 0	NEUTRAL	0- 0	0- 0	0- 0				
6- 6	0- 3	0- 2	NON-CONFERENCE	0- 0	3- 1	3- 0				
3- 2	0- 2	0- 0	HOME	0- 0	2- 0	1- 0				
3- 4	0- 1	0- 2	AWAY	0- 0	1- 1	2- 0				
0- 0	0- 0	0- 0	NEUTRAL	0- 0	0- 0	0- 0				
11- 0	0- 0	0- 0	CONFERENCE	0- 0	1- 0	10- 0				
7- 0	0- 0	0- 0	HOME	0- 0	1- 0	6- 0				
4- 0	0- 0	0- 0	AWAY	0- 0	0- 0	4- 0				
0- 0	0- 0	0- 0	NEUTRAL	0- 0	0- 0	0- 0				

RPI 1-25				RPI 26-50				Team's RPI: 48		RPI 51-100				RPI 101+			
RPI	S	Opponent	Score	RPI	S	Opponent	Score	RPI	S	Opponent	Score	RPI	S	Opponent	Score		
4	H	Mississippi St.	44 58	26	A	LSU	49 69					105	H	Troy	77 74		
18	A	Oklahoma	58 68	33	A	Green Bay	31 57					113	A	Fordham	43 65		
20	H	Texas A&M	37 55									120	H	Saint Louis	56 43		
												130	A	Tulsa	63 58		
												138	H	Oral Roberts	56 50		
												152	A	Missouri St.	58 47		
												168	A	Memphis	54 44		
												186	A	Appalachian St.	77 69		
												186	H	Appalachian St.	67 55		
												191	A	Louisiana	82 64		
												191	H	Louisiana	64 60		
												200	H	North Texas	55 44		
												239	A	Coastal Caro.	74 66		
												239	H	Coastal Caro.	79 47		
												250	H	South Ala.	71 54		
												325	H	Arkansas St.	73 59		
												332	A	La.-Monroe	92 47		
												332	H	La.-Monroe	78 34		
LAST 12 Division I GAMES:																	
113	A	Fordham	43 65	105	H	Troy	77 74										
239	H	Coastal Caro.	79 47	325	H	Arkansas St.	73 59										
186	H	Appalachian St.	67 55	186	A	Appalachian St.	77 69										
191	A	Louisiana	82 64	239	A	Coastal Caro.	74 66										
332	A	La.-Monroe	92 47	332	H	La.-Monroe	78 34										
250	H	South Ala.	71 54	191	H	Louisiana	64 60										

Non-Div I Games:

Little Rock

Loss, Non-Conf, S Site, H Home A Away N Neutral

Average RPI Win:	210	WON-LOST	WINNING	LAST 10	STRENGTH OF	OPP. STRENGTH	TEAM	ADJ.	CONF.	ADJ CONF.
Average RPI Loss:	107	RECORD	PCT. RANK	GAMES	SCHEDULE	OF SCHEDULE	RPI	RPI	RPI	RPI
DIV. I ONLY	15- 8	88	8- 2	161	154	102	102	25	25	
DIV. I NON-CONF.	8- 6	141	1- 2	121	85	102	102	24	24	
TOTALS	RPI 1-25	RPI 26-50	W-L RECORDS	RPI 51-100	RPI 101-150	RPI 150+				
15- 8	0- 1	1- 1	OVERALL	2- 3	1- 1	11- 2				
7- 1	0- 1	0- 0	HOME	1- 0	1- 0	5- 0				
6- 4	0- 0	0- 0	AWAY	1- 1	0- 1	5- 2				
2- 3	0- 0	1- 1	NEUTRAL	0- 2	0- 0	1- 0				
8- 6	0- 1	1- 1	NON-CONFERENCE	0- 3	1- 1	6- 0				
3- 1	0- 1	0- 0	HOME	0- 0	1- 0	2- 0				
3- 2	0- 0	0- 0	AWAY	0- 1	0- 1	3- 0				
2- 3	0- 0	1- 1	NEUTRAL	0- 2	0- 0	1- 0				
7- 2	0- 0	0- 0	CONFERENCE	2- 0	0- 0	5- 2				
4- 0	0- 0	0- 0	HOME	1- 0	0- 0	3- 0				
3- 2	0- 0	0- 0	AWAY	1- 0	0- 0	2- 2				
0- 0	0- 0	0- 0	NEUTRAL	0- 0	0- 0	0- 0				

RPI 1-25				RPI 26-50				RPI 51-100				RPI 101+ Team's RPI: 102			
RPI	S	Opponent	Score	RPI	S	Opponent	Score	RPI	S	Opponent	Score	RPI	S	Opponent	Score
10	H	Duke	46 83	27	N	South Fla.	73 68	55	N	Oklahoma St.	57 63	142	H	Columbia	73 60
				49	N	Quinnipiac	60 63	74	N	Florida	53 83	149	A	San Francisco	71 73
								75	A	Southern California	74 82	161	H	Houston	65 55
								98	A	UC Davis	64 51	165	H	UC Riverside	55 51
								98	H	UC Davis	64 62	197	A	CSUN	56 63
												209	H	Pacific	66 58
												210	A	Loyola Marymount	81 78
												236	H	Hawaii	68 57
												245	A	UC Santa Barbara	60 65
												267	H	Cal Poly	83 80
												275	N	Boston U.	61 48
												290	A	Nevada	97 93
												308	A	Pepperdine	44 41
												327	A	UC Irvine	68 63
												338	A	Cal St. Fullerton	65 48
LAST 12 Division I GAMES:															
327	A	UC Irvine	68 63	267	H	Cal Poly	83 80								
197	A	CSUN	56 63	98	A	UC Davis	64 51								
165	H	UC Riverside	55 51	236	H	Hawaii	68 57								
338	A	Cal St. Fullerton	65 48	142	H	Columbia	73 60								
98	H	UC Davis	64 62	49	N	Quinnipiac	60 63								
245	A	UC Santa Barbara	60 65	55	N	Oklahoma St.	57 63								

Non-Div I Games: Biola 76 48

Long Beach St.

■ Loss,
 ■ Non-Conf,
 ■ S Site,
 ■ H Home
 ■ A Away
 N Neutral

Average RPI Win:	342	WON-LOST	WINNING	LAST 10	STRENGTH OF	OPP. STRENGTH	TEAM	ADJ.	CONF.	ADJ CONF.
Average RPI Loss:	209	RECORD	PCT. RANK	GAMES	SCHEDULE	OF SCHEDULE	RPI	RPI	RPI	RPI
DIV. I ONLY	2- 17	336	0- 10	246	339	335	335	28	28	
DIV. I NON-CONF.	2- 7	284	1- 0	195	337	284	284	28	28	
TOTALS	RPI 1-25	RPI 26-50	W-L RECORDS	RPI 51-100	RPI 101-150	RPI 150+				
2- 17	0- 1	0- 1	OVERALL	0- 2	0- 1	2- 12				
1- 6	0- 0	0- 0	HOME	0- 0	0- 0	1- 6				
1- 11	0- 0	0- 0	AWAY	0- 1	0- 1	1- 2				
0- 0	0- 0	0- 0	NEUTRAL	0- 0	0- 0	0- 0				
2- 7	0- 1	0- 1	NON-CONFERENCE	0- 2	0- 0	2- 3				
1- 1	0- 0	0- 0	HOME	0- 0	0- 0	1- 1				
1- 6	0- 1	0- 1	AWAY	0- 2	0- 0	1- 2				
0- 0	0- 0	0- 0	NEUTRAL	0- 0	0- 0	0- 0				
0- 10	0- 0	0- 0	CONFERENCE	0- 0	0- 1	0- 9				
0- 5	0- 0	0- 0	HOME	0- 0	0- 0	0- 5				
0- 5	0- 0	0- 0	AWAY	0- 0	0- 1	0- 4				
0- 0	0- 0	0- 0	NEUTRAL	0- 0	0- 0	0- 0				

RPI 1-25				RPI 26-50				RPI 51-100				RPI 101+ Team's RPI: 335			
RPI	S	Opponent	Score	RPI	S	Opponent	Score	RPI	S	Opponent	Score	RPI	S	Opponent	Score
10	A	Duke	48 105	43	A	Marquette	37 87	64	A	West Virginia	40 107	127	A	Radford	55 73
								91	A	Charlotte	41 66	222	A	Campbell	50 74
												222	H	Campbell	54 66
												225	H	UNC Asheville	53 80
												244	A	Presbyterian	55 65
												249	A	Marshall	50 70
												265	A	Liberty	47 92
												268	H	Norfolk St.	56 85
												274	H	Charleston So.	47 62
												291	H	Gardner-Webb	43 77
												293	H	High Point	49 80
												323	A	Winthrop	72 78
												339	A	UMass Lowell	72 59
												345	H	Delaware St.	88 77
												346	A	Fairleigh Dickinson	59 75
LAST 12 Division I GAMES:															
222	A	Campbell	50 74	127	A	Radford	55 73								
293	H	High Point	49 80	291	H	Gardner-Webb	43 77								
274	H	Charleston So.	47 62	225	H	UNC Asheville	53 80								
323	A	Winthrop	72 78	244	A	Presbyterian	55 65								
222	H	Campbell	54 66	345	H	Delaware St.	88 77								
265	A	Liberty	47 92	249	A	Marshall	50 70								

Non-Div I Games: West Va. Tech 58 76 Milligan 71 47

Longwood

Loss, Non-Conf, S Site, H Home A Away N Neutral

Average RPI Win:	284	WON-LOST	WINNING	LAST 10	STRENGTH OF	OPP. STRENGTH	TEAM	ADJ.	CONF.	ADJ CONF.
Average RPI Loss:	111	RECORD	PCT. RANK	GAMES	SCHEDULE	OF SCHEDULE	RPI	RPI	RPI	RPI
DIV. I ONLY	10- 8	144	6- 4	256	220	191	191	21	21	
DIV. I NON-CONF.	4- 3	141	1- 0	252	108	178	178	19	19	
TOTALS	RPI 1-25	RPI 26-50	W-L RECORDS	RPI 51-100	RPI 101-150	RPI 150+				
10- 8	0- 1	0- 2	OVERALL	0- 1	0- 1	10- 3				
6- 2	0- 0	0- 1	HOME	0- 0	0- 0	6- 1				
3- 5	0- 0	0- 1	AWAY	0- 0	0- 1	3- 0				
1- 1	0- 1	0- 0	NEUTRAL	0- 0	0- 0	1- 0				
4- 3	0- 1	0- 0	NON-CONFERENCE	0- 0	0- 1	4- 1				
2- 1	0- 0	0- 0	HOME	0- 0	0- 0	2- 1				
1- 1	0- 0	0- 0	AWAY	0- 0	0- 1	1- 0				
1- 1	0- 1	0- 0	NEUTRAL	0- 0	0- 0	1- 0				
6- 5	0- 0	0- 2	CONFERENCE	0- 1	0- 0	6- 2				
4- 1	0- 0	0- 1	HOME	0- 0	0- 0	4- 0				
2- 4	0- 0	0- 1	AWAY	0- 1	0- 0	2- 2				
0- 0	0- 0	0- 0	NEUTRAL	0- 0	0- 0	0- 0				

RPI 1-25				RPI 26-50				RPI 51-100				RPI 101+ Team's RPI: 191			
RPI	S	Opponent	Score	RPI	S	Opponent	Score	RPI	S	Opponent	Score	RPI	S	Opponent	Score
2	N	Notre Dame	51 91	48	A	Little Rock	60 64	73	A	UT Arlington	66 79	117	A	Southern Miss.	49 71
				48	H	Little Rock	64 82					159	H	Louisiana Tech	80 72
												161	H	Houston	64 69
												183	A	Texas St.	40 62
												257	A	Ga. Southern	60 63
												257	H	Ga. Southern	79 52
												263	A	McNeese	77 70
												280	A	Georgia St.	70 64
												280	H	Georgia St.	72 65
												283	N	Southeast Mo. St.	82 78
												325	A	Arkansas St.	80 72
												325	H	Arkansas St.	72 60
												332	H	La.-Monroe	67 57
												334	H	Southeastern La.	86 77
LAST 12 Division I GAMES:															
280	A	Georgia St.	70 64	257	H	Ga. Southern	79 52								
257	A	Ga. Southern	60 63	280	H	Georgia St.	72 65								
48	H	Little Rock	64 82	332	H	La.-Monroe	67 57								
325	H	Arkansas St.	72 60	325	A	Arkansas St.	80 72								
183	A	Texas St.	40 62	48	A	Little Rock	60 64								
73	A	UT Arlington	66 79	159	H	Louisiana Tech	80 72								

Non-Div I Games: Xavier (LA) 74 55 Southern-N.O. 87 57

Louisiana

Loss, Non-Conf, S Site, H Home A Away N Neutral

Average RPI Win:	217	WON-LOST	WINNING	LAST 10	STRENGTH OF	OPP. STRENGTH	TEAM	ADJ.	CONF.	ADJ CONF.
Average RPI Loss:	125	RECORD	PCT. RANK	GAMES	SCHEDULE	OF SCHEDULE	RPI	RPI	RPI	RPI
DIV. I ONLY	10- 11	194	5- 5	127	169	159	159	14	14	
DIV. I NON-CONF.	4- 6	209	0- 1	183	208	208	208	16	16	
TOTALS	RPI 1-25	RPI 26-50	W-L RECORDS	RPI 51-100	RPI 101-150	RPI 150+				
10- 11	0- 1	0- 1	OVERALL	1- 2	1- 4	8- 3				
5- 5	0- 1	0- 1	HOME	1- 1	1- 2	3- 0				
5- 6	0- 0	0- 0	AWAY	0- 1	0- 2	5- 3				
0- 0	0- 0	0- 0	NEUTRAL	0- 0	0- 0	0- 0				
4- 6	0- 1	0- 1	NON-CONFERENCE	0- 0	0- 2	4- 2				
2- 3	0- 1	0- 1	HOME	0- 0	0- 1	2- 0				
2- 3	0- 0	0- 0	AWAY	0- 0	0- 1	2- 2				
0- 0	0- 0	0- 0	NEUTRAL	0- 0	0- 0	0- 0				
6- 5	0- 0	0- 0	CONFERENCE	1- 2	1- 2	4- 1				
3- 2	0- 0	0- 0	HOME	1- 1	1- 1	1- 0				
3- 3	0- 0	0- 0	AWAY	0- 1	0- 1	3- 1				
0- 0	0- 0	0- 0	NEUTRAL	0- 0	0- 0	0- 0				

RPI 1-25				RPI 26-50				RPI 51-100				RPI 101+ Team's RPI: 159			
RPI	S	Opponent	Score	RPI	S	Opponent	Score	RPI	S	Opponent	Score	RPI	S	Opponent	Score
25	H	Auburn	66 76	26	H	LSU	73 77	82	A	Western Ky.	58 67	110	H	SFA	58 60
								91	H	Charlotte	80 54	112	A	Clemson	67 78
								93	H	Middle Tenn.	65 79	117	H	Southern Miss.	72 61
												133	H	Old Dominion	64 69
												150	A	UTSA	61 63
												168	A	Memphis	54 56
												176	A	Rice	70 67
												191	A	Louisiana	72 80
												200	A	North Texas	72 65
												204	H	UAB	64 63
												229	H	Grambling	69 55
												249	A	Marshall	72 54
												263	A	McNeese	66 56
												287	A	UTEP	62 69
												307	H	Nicholls St.	68 52
												332	A	La.-Monroe	73 53
LAST 12 Division I GAMES:															
249	A	Marshall	72 54	133	H	Old Dominion	64 69								
82	A	Western Ky.	58 67	91	H	Charlotte	80 54								
93	H	Middle Tenn.	65 79	150	A	UTSA	61 63								
204	H	UAB	64 63	287	A	UTEP	62 69								
200	A	North Texas	72 65	117	H	Southern Miss.	72 61								
176	A	Rice	70 67	191	A	Louisiana	72 80								

Non-Div I Games: LSU-Alexandria 103 63

Louisiana Tech

■ Loss,
 ■ Non-Conf, S Site,
 ■ Home
 ■ Away
 N Neutral

Louisville

Through Games Of Feb. 6, 2017

Average RPI Win:	119	WON-LOST	WINNING	LAST 10	STRENGTH OF	OPP. STRENGTH	TEAM	ADJ.	CONF.	ADJ CONF.
Average RPI Loss:	12	RECORD	PCT. RANK	GAMES	SCHEDULE	OF SCHEDULE	RPI	RPI	RPI	RPI
DIV. I ONLY	20- 6	33	7- 3	9	19	13	13	3	3	
DIV. I NON-CONF.	13- 2	22	1- 0	35	31	13	13	4	4	
TOTALS	RPI 1-25	RPI 26-50	W-L RECORDS	RPI 51-100	RPI 101-150	RPI 150+				
20- 6	2- 5	4- 1	OVERALL	5- 0	4- 0	5- 0				
13- 2	2- 1	3- 1	HOME	3- 0	1- 0	4- 0				
7- 3	0- 3	1- 0	AWAY	2- 0	3- 0	1- 0				
0- 1	0- 1	0- 0	NEUTRAL	0- 0	0- 0	0- 0				
13- 2	1- 2	2- 0	NON-CONFERENCE	4- 0	1- 0	5- 0				
9- 1	1- 1	1- 0	HOME	3- 0	0- 0	4- 0				
4- 0	0- 0	1- 0	AWAY	1- 0	1- 0	1- 0				
0- 1	0- 1	0- 0	NEUTRAL	0- 0	0- 0	0- 0				
7- 4	1- 3	2- 1	CONFERENCE	1- 0	3- 0	0- 0				
4- 1	1- 0	2- 1	HOME	0- 0	1- 0	0- 0				
3- 3	0- 3	0- 0	AWAY	1- 0	2- 0	0- 0				
0- 0	0- 0	0- 0	NEUTRAL	0- 0	0- 0	0- 0				

RPI	S	Opponent	Score	RPI	S	Opponent	Score	RPI	S	Opponent	Score	RPI	S	Opponent	Score
2	A	Notre Dame	66 85	27	A	South Fla.	66 52	69	A	Virginia	86 81	109	A	Vanderbilt	78 66
3	N	South Carolina	59 83	34	H	Syracuse	91 76	80	H	Belmont	73 50	112	A	Clemson	60 46
5	A	Florida St.	65 72	36	H	North Carolina St.	70 72	82	H	Western Ky.	68 61	141	A	Pittsburgh	63 48
10	A	Duke	55 58	39	H	South Dakota St.	83 30	93	A	Middle Tenn.	91 72	141	H	Pittsburgh	73 52
16	H	Kentucky	69 67	42	H	Georgia Tech	91 51	95	H	Chattanooga	63 47	178	H	Col. of Charleston	86 58
17	H	Maryland	72 78									258	H	Bowling Green	83 58
19	H	Miami (FL)	63 59									261	A	UT Martin	100 57
												269	H	Evansville	89 47
												322	H	Lafayette	92 48
LAST 12 Division I GAMES:															
2	A	Notre Dame	66 85	19	H	Miami (FL)	63 59								
36	H	North Carolina St.	70 72	5	A	Florida St.	65 72								
141	A	Pittsburgh	63 48	141	H	Pittsburgh	73 52								
112	A	Clemson	60 46	69	A	Virginia	86 81								
27	A	South Fla.	66 52	10	A	Duke	55 58								
42	H	Georgia Tech	91 51	34	H	Syracuse	91 76								

Non-Div I Games:

Louisville

■ Loss,
 ■ Non-Conf, S Site,
 ■ Home
 ■ Away
 N Neutral

Average RPI Win:	324	WON-LOST	WINNING	LAST 10	STRENGTH OF	OPP. STRENGTH	TEAM	ADJ.	CONF.	ADJ CONF.
Average RPI Loss:	144	RECORD	PCT. RANK	GAMES	SCHEDULE	OF SCHEDULE	RPI	RPI	RPI	RPI
DIV. I ONLY	2- 20	341	1- 9	126	187	316	316	16	16	
DIV. I NON-CONF.	1- 10	325	0- 1	32	170	254	254	14	14	
TOTALS	RPI 1-25	RPI 26-50	W-L RECORDS	RPI 51-100	RPI 101-150	RPI 150+				
2- 20	0- 2	0- 1	OVERALL	0- 3	0- 4	2- 10				
2- 7	0- 1	0- 0	HOME	0- 1	0- 0	2- 5				
0- 11	0- 1	0- 1	AWAY	0- 2	0- 2	0- 5				
0- 2	0- 0	0- 0	NEUTRAL	0- 0	0- 2	0- 0				
1- 10	0- 2	0- 0	NON-CONFERENCE	0- 2	0- 4	1- 2				
1- 3	0- 1	0- 0	HOME	0- 1	0- 0	1- 1				
0- 5	0- 1	0- 0	AWAY	0- 1	0- 2	0- 1				
0- 2	0- 0	0- 0	NEUTRAL	0- 0	0- 2	0- 0				
1- 10	0- 0	0- 1	CONFERENCE	0- 1	0- 0	1- 8				
1- 4	0- 0	0- 0	HOME	0- 0	0- 0	1- 4				
0- 6	0- 0	0- 1	AWAY	0- 1	0- 0	0- 4				
0- 0	0- 0	0- 0	NEUTRAL	0- 0	0- 0	0- 0				

RPI S	Opponent	Score	RPI S	Opponent	Score	RPI S	Opponent	Score	RPI S	Opponent	Score	Team's RPI: 316
15	H DePaul	46 107	32	A Drake	46 89	57	A UNI	30 68	105	N Troy	67 91	
19	A Miami (FL)	43 81				77	H Northern Ill.	70 90	112	N Clemson	40 61	
						83	A Central Mich.	57 95	131	A Lamar University	50 76	
									141	A Pittsburgh	35 59	
									152	H Missouri St.	32 60	
									162	A Western Mich.	53 65	
									173	H Milwaukee	46 73	
									183	A Southern Ill.	57 73	
									193	H Wichita St.	64 83	
									198	H Indiana St.	38 48	
									227	A Bradley	45 72	
									227	H Bradley	53 60	
									269	A Evansville	36 67	
									319	A Illinois St.	51 63	
									319	H Illinois St.	64 61	
									329	H Chicago St.	59 54	
LAST 12 Division I GAMES:												
319	A Illinois St.	51 63	198	H Indiana St.	38 48							
227	A Bradley	45 72	227	H Bradley	53 60							
193	H Wichita St.	64 83	319	H Illinois St.	64 61							
152	H Missouri St.	32 60	269	A Evansville	36 67							
57	A UNI	30 68	183	A Southern Ill.	57 73							
32	A Drake	46 89	131	A Lamar University	50 76							

Non-Div I Games:

Loyola Chicago

■ Loss,
■ Non-Conf, S Site,
■ Home
■ Away
N Neutral

Average RPI Win:	280	WON-LOST	WINNING	LAST 10	STRENGTH OF	OPP. STRENGTH	TEAM	ADJ.	CONF.	ADJ CONF.
Average RPI Loss:	143	RECORD	PCT. RANK	GAMES	SCHEDULE	OF SCHEDULE	RPI	RPI	RPI	RPI
DIV. I ONLY	9- 13	222	5- 5	215	246	241	241	23	23	
DIV. I NON-CONF.	4- 7	224	0- 1	151	210	219	219	25	25	
TOTALS	RPI 1-25	RPI 26-50	W-L RECORDS	RPI 51-100	RPI 101-150	RPI 150+				
9- 13	0- 1	0- 0	OVERALL	0- 3	0- 4	9- 5				
7- 5	0- 1	0- 0	HOME	0- 1	0- 2	7- 1				
2- 8	0- 0	0- 0	AWAY	0- 2	0- 2	2- 4				
0- 0	0- 0	0- 0	NEUTRAL	0- 0	0- 0	0- 0				
4- 7	0- 1	0- 0	NON-CONFERENCE	0- 2	0- 3	4- 1				
3- 3	0- 1	0- 0	HOME	0- 0	0- 2	3- 0				
1- 4	0- 0	0- 0	AWAY	0- 2	0- 1	1- 1				
0- 0	0- 0	0- 0	NEUTRAL	0- 0	0- 0	0- 0				
5- 6	0- 0	0- 0	CONFERENCE	0- 1	0- 1	5- 4				
4- 2	0- 0	0- 0	HOME	0- 1	0- 0	4- 1				
1- 4	0- 0	0- 0	AWAY	0- 0	0- 1	1- 3				
0- 0	0- 0	0- 0	NEUTRAL	0- 0	0- 0	0- 0				

RPI 1-25				RPI 26-50				RPI 51-100				RPI 101+ Team's RPI: 241			
RPI	S	Opponent	Score	RPI	S	Opponent	Score	RPI	S	Opponent	Score	RPI	S	Opponent	Score
17	H	Maryland	60 79					54	A	George Washington	64 74	114	H	Delaware	45 47
								58	H	Bucknell	66 72	122	A	Navy	51 77
								92	A	Cornell	50 58	141	A	Pittsburgh	44 74
												142	H	Columbia	53 65
												170	A	Army West Point	48 67
												170	H	Army West Point	71 62
												175	H	American	45 60
												181	A	Fairfield	57 58
												230	A	UMBC	70 65
												231	H	Colgate	87 77
												275	A	Boston U.	58 61
												295	H	Lipscomb	74 30
												312	A	Lehigh	69 86
												312	H	Lehigh	62 58
												318	H	Mt. St. Mary's	58 53
												321	H	St. Francis Brooklyn	69 60
												322	A	Lafayette	60 55
												322	H	Lafayette	75 47
LAST 12 Division I GAMES:															
170	A	Army West Point	48 67	122	A	Navy	51 77								
312	A	Lehigh	69 86	170	H	Army West Point	71 62								
322	H	Lafayette	75 47	312	H	Lehigh	62 58								
231	H	Colgate	87 77	322	A	Lafayette	60 55								
58	H	Bucknell	66 72	175	H	American	45 60								
275	A	Boston U.	58 61	54	A	George Washington	64 74								

Non-Div I Games:

Loyola Maryland

■ Loss,
 ■ Non-Conf, S Site,
 ■ Home
 ■ Away
 N Neutral

Average RPI Win:	239	WON-LOST	WINNING	LAST 10	STRENGTH OF	OPP. STRENGTH	TEAM	ADJ.	CONF.	ADJ CONF.
Average RPI Loss:	117	RECORD	PCT. RANK	GAMES	SCHEDULE	OF SCHEDULE	RPI	RPI	RPI	RPI
DIV. I ONLY	11- 12	186	6- 4	217	156	210	210	15	15	
DIV. I NON-CONF.	5- 6	186	0- 0	229	211	212	212	13	13	
TOTALS	RPI 1-25	RPI 26-50	W-L RECORDS	RPI 51-100	RPI 101-150	RPI 150+				
11- 12	0- 0	0- 0	OVERALL	1- 5	0- 4	10- 3				
7- 6	0- 0	0- 0	HOME	1- 2	0- 3	6- 1				
4- 6	0- 0	0- 0	AWAY	0- 1	0- 0	4- 1				
0- 0	0- 0	0- 0	NEUTRAL	0- 0	0- 0	0- 0				
5- 6	0- 0	0- 0	NON-CONFERENCE	0- 3	0- 2	5- 1				
2- 4	0- 0	0- 0	HOME	0- 1	0- 2	2- 1				
3- 2	0- 0	0- 0	AWAY	0- 2	0- 0	3- 0				
0- 0	0- 0	0- 0	NEUTRAL	0- 0	0- 0	0- 0				
6- 6	0- 0	0- 0	CONFERENCE	1- 2	0- 2	5- 2				
5- 2	0- 0	0- 0	HOME	1- 1	0- 1	4- 0				
1- 4	0- 0	0- 0	AWAY	0- 1	0- 1	1- 2				
0- 0	0- 0	0- 0	NEUTRAL	0- 0	0- 0	0- 0				

RPI 1-25				RPI 26-50				RPI 51-100				RPI 101+ Team's RPI: 210			
RPI	S	Opponent	Score	RPI	S	Opponent	Score	RPI	S	Opponent	Score	RPI	S	Opponent	Score
								55	A	Oklahoma St.	58 66	102	H	Long Beach St.	78 81
								56	A	Washington St.	45 92	120	H	Saint Louis	76 90
								78	H	Gonzaga	56 80	126	A	St. Mary's (CA)	59 74
								80	H	Belmont	72 79	149	H	San Francisco	72 79
								100	A	BYU	59 76	158	A	Santa Clara	64 71
								100	H	BYU	77 74	158	H	Santa Clara	61 50
												165	H	UC Riverside	72 75
												209	A	Pacific	65 52
												215	A	Seattle U	62 59
												218	A	San Diego	58 61
												218	H	San Diego	63 55
												234	A	San Diego St.	60 53
												245	H	UC Santa Barbara	57 55
												273	H	Portland	69 54
												308	H	Pepperdine	72 60
												327	H	UC Irvine	58 39
												338	A	Cal St. Fullerton	77 62
LAST 12 Division I GAMES:															
149	H	San Francisco	72 79	273	H	Portland	69 54								
218	H	San Diego	63 55	78	H	Gonzaga	56 80								
100	H	BYU	77 74	158	A	Santa Clara	64 71								
209	A	Pacific	65 52	308	H	Pepperdine	72 60								
158	H	Santa Clara	61 50	100	A	BYU	59 76								
218	A	San Diego	58 61	126	A	St. Mary's (CA)	59 74								

Non-Div I Games:

Loyola Marymount

■ Loss,
 ■ Non-Conf,
 ■ S Site,
 ■ H Home
 ■ A Away
 N Neutral

Average RPI Win:	208	WON-LOST	WINNING	LAST 10	STRENGTH OF	OPP. STRENGTH	TEAM	ADJ.	CONF.	ADJ CONF.
Average RPI Loss:	123	RECORD	PCT. RANK	GAMES	SCHEDULE	OF SCHEDULE	RPI	RPI	RPI	RPI
DIV. I ONLY	13- 13	168	6- 4	113	122	118	118	22	22	
DIV. I NON-CONF.	7- 8	181	0- 1	61	34	96	96	22	22	
TOTALS	RPI 1-25	RPI 26-50	W-L RECORDS	RPI 51-100	RPI 101-150	RPI 150+				
13- 13	0- 3	0- 2	OVERALL	2- 1	1- 1	10- 6				
7- 1	0- 1	0- 0	HOME	1- 0	1- 0	5- 0				
3- 11	0- 2	0- 2	AWAY	0- 1	0- 1	3- 5				
3- 1	0- 0	0- 0	NEUTRAL	1- 0	0- 0	2- 1				
7- 8	0- 3	0- 2	NON-CONFERENCE	2- 0	0- 1	5- 2				
3- 1	0- 1	0- 0	HOME	1- 0	0- 0	2- 0				
1- 6	0- 2	0- 2	AWAY	0- 0	0- 1	1- 1				
3- 1	0- 0	0- 0	NEUTRAL	1- 0	0- 0	2- 1				
6- 5	0- 0	0- 0	CONFERENCE	0- 1	1- 0	5- 4				
4- 0	0- 0	0- 0	HOME	0- 0	1- 0	3- 0				
2- 5	0- 0	0- 0	AWAY	0- 1	0- 0	2- 4				
0- 0	0- 0	0- 0	NEUTRAL	0- 0	0- 0	0- 0				

RPI 1-25				RPI 26-50				RPI 51-100				RPI 101+ Team's RPI: 118			
RPI	S	Opponent	Score	RPI	S	Opponent	Score	RPI	S	Opponent	Score	RPI	S	Opponent	Score
3	A	South Carolina	42 79	35	A	Harvard	62 69	94	H	Purdue	67 47	112	A	Clemson	61 69
4	H	Mississippi St.	43 87	38	A	Tulane	62 77	95	N	Chattanooga	49 39	148	H	Albany (NY)	84 71
19	A	Miami (FL)	51 76					99	A	New Hampshire	44 50	154	N	Hampton	49 58
												166	A	Hartford	66 60
												166	H	Hartford	73 62
												177	A	Boston College	53 64
												185	H	Northeastern	68 49
												187	N	ETSU	61 48
												205	A	Binghamton	52 58
												214	H	Dartmouth	60 55
												230	A	UMBC	62 66
												230	H	UMBC	72 40
												251	A	Stony Brook	41 55
												271	A	Vermont	52 55
												271	H	Vermont	59 43
												300	A	Bryant	77 52
												311	N	Saint Peter's	59 43
												339	A	UMass Lowell	65 44
LAST 12 Division I GAMES:															
166	A	Hartford	66 60	166	H	Hartford	73 62								
230	A	UMBC	62 66	251	A	Stony Brook	41 55								
271	H	Vermont	59 43	339	A	UMass Lowell	65 44								
205	A	Binghamton	52 58	230	H	UMBC	72 40								
148	H	Albany (NY)	84 71	271	A	Vermont	52 55								
99	A	New Hampshire	44 50	177	A	Boston College	53 64								

Non-Div I Games:

Maine

■ Loss,
 ■ Non-Conf,
 ■ S Site,
 ■ Home
 ■ A Away
 N Neutral

Average RPI Win:	250	WON-LOST	WINNING	LAST 10	STRENGTH OF	OPP. STRENGTH	TEAM	ADJ.	CONF.	ADJ CONF.
Average RPI Loss:	158	RECORD	PCT. RANK	GAMES	SCHEDULE	OF SCHEDULE	RPI	RPI	RPI	RPI
DIV. I ONLY	7- 16	276	2- 8	203	235	266	266	17	17	
DIV. I NON-CONF.	4- 5	198	0- 0	66	294	144	144	17	17	
TOTALS	RPI 1-25	RPI 26-50	W-L RECORDS	RPI 51-100	RPI 101-150	RPI 150+				
7- 16	0- 0	0- 1	OVERALL	0- 3	0- 5	7- 7				
4- 7	0- 0	0- 0	HOME	0- 1	0- 2	4- 4				
3- 9	0- 0	0- 1	AWAY	0- 0	0- 1	3- 0				
0- 0	0- 0	0- 0	NEUTRAL	0- 0	0- 0	0- 0				
4- 5	0- 0	0- 0	NON-CONFERENCE	0- 3	0- 1	4- 1				
2- 2	0- 0	0- 0	HOME	0- 1	0- 0	2- 1				
2- 3	0- 0	0- 0	AWAY	0- 2	0- 1	2- 0				
0- 0	0- 0	0- 0	NEUTRAL	0- 0	0- 0	0- 0				
3- 11	0- 0	0- 1	CONFERENCE	0- 0	0- 4	3- 6				
2- 5	0- 0	0- 0	HOME	0- 0	0- 2	2- 3				
1- 6	0- 0	0- 1	AWAY	0- 0	0- 2	1- 3				
0- 0	0- 0	0- 0	NEUTRAL	0- 0	0- 0	0- 0				

RPI 1-25			RPI 26-50			RPI 51-100			RPI 101+ Team's RPI: 266		
RPI	S	Opponent	Score	RPI	S	Opponent	Score	RPI	S	Opponent	Score
				49	A	Quinnipiac	38 81	58	A	Bucknell	64 69
								68	A	Buffalo	39 73
								99	H	New Hampshire	42 59
								113	A	Fordham	60 63
								128	A	Rider	64 73
								128	H	Rider	36 53
								147	A	Iona	53 70
								147	H	Iona	62 76
								151	H	Yale	63 57
								156	A	Brown	58 57
								181	A	Fairfield	56 71
								199	H	Siena	68 66
								219	A	Niagara	42 65
								219	H	Niagara	59 62
								232	H	Marist	47 62
								242	A	Canisius	48 58
								242	H	Canisius	57 62
								251	H	Stony Brook	50 55
								304	H	Holy Cross	60 56
								311	A	Saint Peter's	69 65
								311	H	Saint Peter's	57 44
								321	A	St. Francis Brooklyn	55 52
LAST 12 Division I GAMES:											
219	A	Niagara	42 65	219	H	Niagara	59 62				
242	A	Canisius	48 58	49	A	Quinnipiac	38 81				
311	H	Saint Peter's	57 44	181	A	Fairfield	56 71				
128	A	Rider	64 73	128	H	Rider	36 53				
311	A	Saint Peter's	69 65	242	H	Canisius	57 62				
147	H	Iona	62 76	199	H	Siena	68 66				

Non-Div I Games:

Manhattan

■ Loss,
 ■ Non-Conf,
 ■ S Site,
 ■ H Home
 ■ A Away
 N Neutral

Average RPI Win:	234	WON-LOST	WINNING	LAST 10	STRENGTH OF	OPP. STRENGTH	TEAM	ADJ.	CONF.	ADJ CONF.
Average RPI Loss:	179	RECORD	PCT. RANK	GAMES	SCHEDULE	OF SCHEDULE	RPI	RPI	RPI	RPI
DIV. I ONLY	11- 12	186	6- 4	321	130	232	232	17	17	
DIV. I NON-CONF.	3- 7	250	0- 1	321	66	302	302	17	17	
TOTALS	RPI 1-25	RPI 26-50	W-L RECORDS	RPI 51-100	RPI 101-150	RPI 150+				
11- 12	0- 2	0- 0	OVERALL	0- 0	1- 3	10- 7				
3- 6	0- 1	0- 0	HOME	0- 0	0- 2	3- 3				
7- 4	0- 0	0- 0	AWAY	0- 0	1- 0	6- 4				
1- 2	0- 1	0- 0	NEUTRAL	0- 0	0- 1	1- 0				
3- 7	0- 2	0- 0	NON-CONFERENCE	0- 0	0- 1	3- 4				
1- 2	0- 1	0- 0	HOME	0- 0	0- 0	1- 1				
1- 3	0- 0	0- 0	AWAY	0- 0	0- 0	1- 3				
1- 2	0- 1	0- 0	NEUTRAL	0- 0	0- 1	1- 0				
8- 5	0- 0	0- 0	CONFERENCE	0- 0	1- 2	7- 3				
2- 4	0- 0	0- 0	HOME	0- 0	0- 2	2- 2				
6- 1	0- 0	0- 0	AWAY	0- 0	1- 0	5- 1				
0- 0	0- 0	0- 0	NEUTRAL	0- 0	0- 0	0- 0				

RPI 1-25				RPI 26-50				RPI 51-100				RPI 101+				Team's RPI: 232	
RPI	S	Opponent	Score	RPI	S	Opponent	Score	RPI	S	Opponent	Score	RPI	S	Opponent	Score		
22	H	Creighton	50 72									128	H	Rider	56 69		
25	N	Auburn	51 52									132	N	East Carolina	68 70		
												147	A	Iona	68 62		
												147	H	Iona	37 48		
												180	H	Seton Hall	63 76		
												181	H	Fairfield	71 55		
												182	A	Hofstra	42 62		
												199	A	Siena	70 59		
												199	H	Siena	68 69		
												214	A	Dartmouth	66 61		
												219	A	Niagara	60 58		
												224	A	Monmouth	69 79		
												242	A	Canisius	85 74		
												242	H	Canisius	67 60		
												266	A	Manhattan	62 47		
												275	H	Boston U.	76 57		
												278	N	N.C. A&T	69 64		
												299	A	Rhode Island	61 82		
												304	A	Holy Cross	46 50		
												311	A	Saint Peter's	66 58		
												311	H	Saint Peter's	69 73		
LAST 12 Division I GAMES:																	
				311	A	Saint Peter's	66 58					128	H	Rider	56 69		
				199	A	Siena	70 59					219	A	Niagara	60 58		
				242	H	Canisius	67 60					242	A	Canisius	85 74		
				147	H	Iona	37 48					224	A	Monmouth	69 79		
				199	H	Siena	68 69					181	H	Fairfield	71 55		
				147	A	Iona	68 62					22	H	Creighton	50 72		

Non-Div I Games:

Marist

■ Loss,
 ■ Non-Conf,
 ■ S Site,
 ■ H Home
 ■ A Away
 N Neutral

Average RPI Win:	145	WON-LOST	WINNING	LAST 10	STRENGTH OF	OPP. STRENGTH	TEAM	ADJ.	CONF.	ADJ CONF.
Average RPI Loss:	77	RECORD	PCT. RANK	GAMES	SCHEDULE	OF SCHEDULE	RPI	RPI	RPI	RPI
DIV. I ONLY	17- 7	66	6- 4	63	63	43	43	7	7	
DIV. I NON-CONF.	9- 2	37	0- 0	80	77	45	45	7	7	
TOTALS	RPI 1-25	RPI 26-50	W-L RECORDS	RPI 51-100	RPI 101-150	RPI 150+				
17- 7	3- 2	1- 1	OVERALL	2- 2	1- 0	10- 2				
10- 3	1- 1	0- 1	HOME	1- 1	1- 0	7- 0				
7- 3	2- 1	1- 0	AWAY	1- 1	0- 0	3- 1				
0- 1	0- 0	0- 0	NEUTRAL	0- 0	0- 0	0- 1				
9- 2	2- 0	0- 1	NON-CONFERENCE	1- 0	1- 0	5- 1				
6- 1	1- 0	0- 1	HOME	1- 0	1- 0	3- 0				
3- 0	1- 0	0- 0	AWAY	0- 0	0- 0	2- 0				
0- 1	0- 0	0- 0	NEUTRAL	0- 0	0- 0	0- 1				
8- 5	1- 2	1- 0	CONFERENCE	1- 2	0- 0	5- 1				
4- 2	0- 1	0- 0	HOME	0- 1	0- 0	4- 0				
4- 3	1- 1	1- 0	AWAY	1- 1	0- 0	1- 1				
0- 0	0- 0	0- 0	NEUTRAL	0- 0	0- 0	0- 0				

RPI 1-25				RPI 26-50				Team's RPI: 43	RPI 51-100				RPI 101+			
RPI	S	Opponent	Score	RPI	S	Opponent	Score		RPI	S	Opponent	Score	RPI	S	Opponent	Score
7	A	Oregon St.	74 73	33	H	Green Bay	63 78		66	A	St. John's (NY)	64 70	145	H	New Mexico	62 52
15	A	DePaul	102 101	47	A	Georgetown	84 77		66	H	St. John's (NY)	72 82	158	N	Santa Clara	62 65
22	A	Creighton	77 80						67	A	Villanova	77 71	171	A	Providence	64 66
22	H	Creighton	63 83						89	H	Western Ill.	77 61	171	H	Providence	79 74
24	H	Arizona St.	75 63										172	H	Xavier	85 61
													173	H	Milwaukee	85 74
													180	A	Seton Hall	83 77
													180	H	Seton Hall	103 60
													202	A	Wisconsin	81 75
													209	A	Pacific	89 75
													213	H	Saint Francis (PA)	104 91
													237	H	Butler	91 53
													335	H	Longwood	87 37
LAST 12 Division I GAMES:																
66	H	St. John's (NY)	72 82	172	H	Xavier	85 61									
180	H	Seton Hall	103 60	180	A	Seton Hall	83 77									
22	A	Creighton	77 80	66	A	St. John's (NY)	64 70									
171	A	Providence	64 66	171	H	Providence	79 74									
15	A	DePaul	102 101	22	H	Creighton	63 83									
237	H	Butler	91 53	47	A	Georgetown	84 77									

Non-Div I Games:

Marquette

Average RPI Win:	275	WON-LOST	WINNING	LAST 10	STRENGTH OF	OPP. STRENGTH	TEAM	ADJ.	CONF.	ADJ CONF.
Average RPI Loss:	142	RECORD	PCT. RANK	GAMES	SCHEDULE	OF SCHEDULE	RPI	RPI	RPI	RPI
DIV. I ONLY	10- 10	168	3- 7	312	191	249	249	14	14	
DIV. I NON-CONF.	6- 3	97	0- 0	348	291	243	243	16	16	
TOTALS	RPI 1-25	RPI 26-50	W-L RECORDS	RPI 51-100	RPI 101-150	RPI 150+				
10- 10	0- 0	0- 0	OVERALL	0- 5	1- 2	9- 3				
7- 3	0- 0	0- 0	HOME	0- 1	0- 1	7- 1				
2- 6	0- 0	0- 0	AWAY	0- 4	1- 1	1- 1				
1- 1	0- 0	0- 0	NEUTRAL	0- 0	0- 0	1- 1				
6- 3	0- 0	0- 0	NON-CONFERENCE	0- 2	0- 0	6- 1				
4- 0	0- 0	0- 0	HOME	0- 0	0- 0	4- 0				
1- 2	0- 0	0- 0	AWAY	0- 2	0- 0	1- 0				
1- 1	0- 0	0- 0	NEUTRAL	0- 0	0- 0	1- 1				
4- 7	0- 0	0- 0	CONFERENCE	0- 3	1- 2	3- 2				
3- 3	0- 0	0- 0	HOME	0- 1	0- 1	3- 1				
1- 4	0- 0	0- 0	AWAY	0- 2	1- 1	0- 1				
0- 0	0- 0	0- 0	NEUTRAL	0- 0	0- 0	0- 0				

RPI 1-25				RPI 26-50				RPI 51-100				RPI 101+				Team's RPI: 249	
RPI	S	Opponent	Score	RPI	S	Opponent	Score	RPI	S	Opponent	Score	RPI	S	Opponent	Score		
								82	A	Western Ky.	57	73	117	H	Southern Miss.	78	82
								84	A	Penn St.	80	82	133	A	Old Dominion	69	73
								86	A	North Carolina	53	75	150	A	UTSA	88	81
								91	A	Charlotte	77	93	159	H	Louisiana Tech	54	72
								93	H	Middle Tenn.	63	72	192	A	Illinois	55	53
													204	H	UAB	61	58
													239	H	Coastal Caro.	84	66
													270	H	FIU	70	52
													285	N	Prairie View	68	78
													287	A	UTEP	74	84
													330	H	Fla. Atlantic	76	53
													335	H	Longwood	70	50
													340	H	Florida A&M	77	67
													343	N	Sam Houston St.	73	50
													347	H	Morgan St.	62	43
LAST 12 Division I GAMES:																	
				159	H	Louisiana Tech	54	72	93	H	Middle Tenn.	63	72				
				117	H	Southern Miss.	78	82	91	A	Charlotte	77	93				
				287	A	UTEP	74	84	133	A	Old Dominion	69	73				
				150	A	UTSA	88	81	330	H	Fla. Atlantic	76	53				
				82	A	Western Ky.	57	73	270	H	FIU	70	52				
				204	H	UAB	61	58	335	H	Longwood	70	50				

Non-Div I Games: Me.-Fort Kent 136 62 Bluefield Col. 77 35

Marshall

Loss, Non-Conf, S Site, H Home A Away N Neutral

Maryland

Through Games Of Feb. 6, 2017

Average RPI Win:	143	WON-LOST	WINNING	LAST 10	STRENGTH OF	OPP. STRENGTH	TEAM	ADJ.	CONF.	ADJ CONF.
Average RPI Loss:	1	RECORD	PCT. RANK	GAMES	SCHEDULE	OF SCHEDULE	RPI	RPI	RPI	RPI
DIV. I ONLY	23- 1	2	10- 0	120	27	17	17	6	6	
DIV. I NON-CONF.	12- 1	7	0- 1	212	40	48	48	6	6	
TOTALS	RPI 1-25	RPI 26-50	W-L RECORDS	RPI 51-100	RPI 101-150	RPI 150+				
23- 1	2- 1	3- 0	OVERALL	6- 0	1- 0	11- 0				
11- 1	0- 1	2- 0	HOME	2- 0	0- 0	7- 0				
10- 0	1- 0	1- 0	AWAY	3- 0	1- 0	4- 0				
2- 0	1- 0	0- 0	NEUTRAL	1- 0	0- 0	0- 0				
12- 1	2- 1	0- 0	NON-CONFERENCE	1- 0	1- 0	8- 0				
6- 1	0- 1	0- 0	HOME	0- 0	0- 0	6- 0				
4- 0	1- 0	0- 0	AWAY	0- 0	1- 0	2- 0				
2- 0	1- 0	0- 0	NEUTRAL	1- 0	0- 0	0- 0				
11- 0	0- 0	3- 0	CONFERENCE	5- 0	0- 0	3- 0				
5- 0	0- 0	2- 0	HOME	2- 0	0- 0	1- 0				
6- 0	0- 0	1- 0	AWAY	3- 0	0- 0	2- 0				
0- 0	0- 0	0- 0	NEUTRAL	0- 0	0- 0	0- 0				

RPI 1-25				RPI 26-50				RPI 51-100				RPI 101+			
RPI	S	Opponent	Score	RPI	S	Opponent	Score	RPI	S	Opponent	Score	RPI	S	Opponent	Score
1	H	UConn	81 87	29	H	Michigan	83 70	51	H	Northwestern	96 65	107	A	Duquesne	77 57
13	A	Louisville	78 72	50	A	Iowa	98 82	52	A	Minnesota	83 72	164	H	Towson	97 63
24	N	Arizona St.	83 42	50	H	Iowa	100 81	53	A	Indiana	92 56	179	A	Nebraska	93 49
								56	N	Washington St.	79 69	189	H	Rutgers	80 71
								84	H	Penn St.	89 83	192	A	Illinois	94 49
								94	A	Purdue	85 70	219	A	Niagara	96 64
												230	H	UMBC	92 42
												240	H	UMES	106 61
												241	A	Loyola Maryland	79 60
												311	H	Saint Peter's	101 49
												318	H	Mt. St. Mary's	106 42
												339	H	UMass Lowell	100 44
LAST 12 Division I GAMES:															
53	A	Indiana	92 56	50	A	Iowa	98 82								
94	A	Purdue	85 70	84	H	Penn St.	89 83								
50	H	Iowa	100 81	51	H	Northwestern	96 65								
192	A	Illinois	94 49	179	A	Nebraska	93 49								
189	H	Rutgers	80 71	52	A	Minnesota	83 72								
29	H	Michigan	83 70	1	H	UConn	81 87								

Non-Div I Games:

Maryland

Loss, Non-Conf, S Site, H Home A Away N Neutral

Massachusetts

Through Games Of Feb. 6, 2017

Average RPI Win:	276	WON-LOST	WINNING	LAST 10	STRENGTH OF	OPP. STRENGTH	TEAM	ADJ.	CONF.	ADJ CONF.
Average RPI Loss:	148	RECORD	PCT. RANK	GAMES	SCHEDULE	OF SCHEDULE	RPI	RPI	RPI	RPI
DIV. I ONLY	8- 16	260	1- 5	287	134	298	298	12	12	
DIV. I NON-CONF.	5- 7	205	1- 0	314	238	273	273	12	12	
TOTALS	RPI 1-25	RPI 26-50	W-L RECORDS	RPI 51-100	RPI 101-150	RPI 150+				
8- 16	0- 0	0- 1	OVERALL	0- 4	1- 3	7- 8				
6- 5	0- 0	0- 0	HOME	0- 1	1- 1	5- 3				
1- 10	0- 0	0- 0	AWAY	0- 0	0- 1	1- 2				
1- 1	0- 0	0- 0	NEUTRAL	0- 1	0- 0	1- 0				
5- 7	0- 0	0- 1	NON-CONFERENCE	0- 2	0- 0	5- 4				
4- 0	0- 0	0- 0	HOME	0- 0	0- 0	4- 0				
0- 6	0- 0	0- 1	AWAY	0- 1	0- 0	0- 4				
1- 1	0- 0	0- 0	NEUTRAL	0- 1	0- 0	1- 0				
3- 9	0- 0	0- 0	CONFERENCE	0- 2	1- 3	2- 4				
2- 5	0- 0	0- 0	HOME	0- 1	1- 1	1- 3				
1- 4	0- 0	0- 0	AWAY	0- 1	0- 2	1- 1				
0- 0	0- 0	0- 0	NEUTRAL	0- 0	0- 0	0- 0				

RPI S	Opponent	Score	RPI S	Opponent	Score	RPI S	Opponent	Score	RPI S	Opponent	Score	Team's RPI: 298
50	A Iowa	30 71	54	H George Washington	54 60	107	H Duquesne	75 67				
			61	A Dayton	65 77	111	A Saint Joseph's	50 81				
			68	A Buffalo	47 61	120	H Saint Louis	60 81				
			72	N Drexel	47 65	123	A VCU	52 55				
						155	H George Mason	55 66				
						166	A Hartford	56 75				
						169	A La Salle	64 68				
						182	A Hofstra	55 71				
						216	H St. Bonaventure	38 55				
						270	A FIU	57 58				
						275	A Boston U.	60 64				
						279	A Davidson	61 60				
						279	H Davidson	59 63				
						282	H North Dakota St.	70 58				
						299	H Rhode Island	68 67				
						300	H Bryant	68 62				
						304	H Holy Cross	69 66				
						305	H Central Conn. St.	76 37				
						328	N Montana	59 58				
LAST 12 Division I GAMES:												
328	N Montana	59 58	216	H St. Bonaventure	38 55							
279	H Davidson	59 63	107	H Duquesne	75 67							
120	H Saint Louis	60 81	279	A Davidson	61 60							
123	A VCU	52 55	111	A Saint Joseph's	50 81							
169	A La Salle	64 68	299	H Rhode Island	68 67							
54	H George Washington	54 60	61	A Dayton	65 77							

Non-Div I Games: Merrimack 73 44

Massachusetts

 Loss,
 Non-Conf,
 S Site,
 H Home
 A Away
N Neutral

Average RPI Win:	325	WON-LOST	WINNING	LAST 10	STRENGTH OF	OPP. STRENGTH	TEAM	ADJ.	CONF.	ADJ CONF.
Average RPI Loss:	131	RECORD	PCT. RANK	GAMES	SCHEDULE	OF SCHEDULE	RPI	RPI	RPI	RPI
DIV. I ONLY	6- 12	260	4- 6	216	274	263	263	27	27	
DIV. I NON-CONF.	1- 6	310	0- 1	204	103	297	297	27	27	
TOTALS	RPI 1-25	RPI 26-50	W-L RECORDS	RPI 51-100	RPI 101-150	RPI 150+				
6- 12	0- 0	0- 1	OVERALL	0- 0	0- 8	6- 3				
3- 5	0- 0	0- 0	HOME	0- 0	0- 2	3- 3				
3- 5	0- 0	0- 1	AWAY	0- 0	0- 4	3- 0				
0- 2	0- 0	0- 0	NEUTRAL	0- 0	0- 2	0- 0				
1- 6	0- 0	0- 1	NON-CONFERENCE	0- 0	0- 3	1- 2				
0- 2	0- 0	0- 0	HOME	0- 0	0- 0	0- 2				
1- 2	0- 0	0- 1	AWAY	0- 0	0- 1	1- 0				
0- 2	0- 0	0- 0	NEUTRAL	0- 0	0- 2	0- 0				
5- 6	0- 0	0- 0	CONFERENCE	0- 0	0- 5	5- 1				
3- 3	0- 0	0- 0	HOME	0- 0	0- 2	3- 1				
2- 3	0- 0	0- 0	AWAY	0- 0	0- 3	2- 0				
0- 0	0- 0	0- 0	NEUTRAL	0- 0	0- 0	0- 0				

RPI 1-25			RPI 26-50			RPI 51-100			RPI 101+			Team's RPI: 263
RPI	S	Opponent	Score	RPI	S	Opponent	Score	RPI	S	Opponent	Score	
				38	A	Tulane	65 82					
								110	H	SFA	65 96	
								115	A	Central Ark.	52 67	
								115	H	Central Ark.	49 72	
								116	N	Alabama	63 84	
								124	A	TCU	70 74	
								131	A	Lamar University	57 79	
								135	A	Abilene Christian	65 77	
								141	N	Pittsburgh	65 71	
								159	H	Louisiana Tech	56 66	
								191	H	Louisiana	70 77	
								195	H	New Orleans	59 71	
								301	A	Northwestern St.	68 63	
								301	H	Northwestern St.	68 52	
								332	A	La.-Monroe	78 52	
								334	A	Southeastern La.	86 83	
								337	H	Houston Baptist	68 53	
								343	H	Sam Houston St.	79 56	
LAST 12 Division I GAMES:												
				131	A	Lamar University	57 79					
				115	H	Central Ark.	49 72					
				135	A	Abilene Christian	65 77					
				195	H	New Orleans	59 71					
				301	H	Northwestern St.	68 52					
				115	A	Central Ark.	52 67					
				334	A	Southeastern La.	86 83					
				337	H	Houston Baptist	68 53					
				343	H	Sam Houston St.	79 56					
				110	H	SFA	65 96					
				301	A	Northwestern St.	68 63					
				141	N	Pittsburgh	65 71					

Non-Div I Games: LSU-Alexandria 100 66 Louisiana Col. 88 47 Southern-N.O. 94 65 Wiley 72 56
McNeese

Loss, Non-Conf, S Site, H Home A Away N Neutral

Average RPI Win:	179	WON-LOST	WINNING	LAST 10	STRENGTH OF	OPP. STRENGTH	TEAM	ADJ.	CONF.	ADJ CONF.
Average RPI Loss:	124	RECORD	PCT. RANK	GAMES	SCHEDULE	OF SCHEDULE	RPI	RPI	RPI	RPI
DIV. I ONLY	11- 12	186	4- 6	121	96	168	168	5	5	
DIV. I NON-CONF.	7- 6	157	2- 0	285	164	223	223	5	5	
TOTALS	RPI 1-25	RPI 26-50	W-L RECORDS	RPI 51-100	RPI 101-150	RPI 150+				
11- 12	0- 2	1- 2	OVERALL	0- 0	3- 3	7- 5				
9- 4	0- 1	1- 1	HOME	0- 0	2- 0	6- 2				
2- 7	0- 1	0- 1	AWAY	0- 0	1- 2	1- 3				
0- 1	0- 0	0- 0	NEUTRAL	0- 0	0- 1	0- 0				
7- 6	0- 0	0- 1	NON-CONFERENCE	0- 0	1- 1	6- 4				
6- 2	0- 0	0- 1	HOME	0- 0	1- 0	5- 1				
1- 3	0- 0	0- 0	AWAY	0- 0	0- 0	1- 3				
0- 1	0- 0	0- 0	NEUTRAL	0- 0	0- 1	0- 0				
4- 6	0- 2	1- 1	CONFERENCE	0- 0	2- 2	1- 1				
3- 2	0- 1	1- 0	HOME	0- 0	1- 0	1- 1				
1- 4	0- 1	0- 1	AWAY	0- 0	1- 2	0- 0				
0- 0	0- 0	0- 0	NEUTRAL	0- 0	0- 0	0- 0				

RPI 1-25				RPI 26-50				RPI 51-100				RPI 101+ Team's RPI: 168			
RPI	S	Opponent	Score	RPI	S	Opponent	Score	RPI	S	Opponent	Score	RPI	S	Opponent	Score
23	A	Temple	51 66	27	A	South Fla.	49 79					101	A	SMU	44 53
23	H	Temple	67 73	27	H	South Fla.	62 57					109	H	Vanderbilt	75 59
				48	H	Little Rock	44 54					121	N	Arkansas	61 91
												130	A	Tulsa	52 57
												137	A	UCF	65 62
												137	H	UCF	65 59
												152	H	Missouri St.	69 60
												153	H	Kansas	58 68
												157	H	Cincinnati	59 66
												159	H	Louisiana Tech	56 54
												161	H	Houston	66 65
												183	A	Southern Ill.	61 69
												192	A	Illinois	64 54
												226	A	Samford	42 48
												283	H	Southeast Mo. St.	65 63
												290	A	Nevada	67 75
												301	H	Northwestern St.	54 38
												307	H	Nicholls St.	73 62
LAST 12 Division I GAMES:															
27	H	South Fla.	62 57	157	H	Cincinnati	59 66								
101	A	SMU	44 53	137	A	UCF	65 62								
137	H	UCF	65 59	130	A	Tulsa	52 57								
161	H	Houston	66 65	23	H	Temple	67 73								
23	A	Temple	51 66	109	H	Vanderbilt	75 59								
27	A	South Fla.	49 79	307	H	Nicholls St.	73 62								

Non-Div I Games:

Memphis

■ Loss,
 ■ Non-Conf,
 ■ S Site,
 ■ H Home
 ■ A Away
 N Neutral

Average RPI Win:	246	WON-LOST	WINNING	LAST 10	STRENGTH OF	OPP. STRENGTH	TEAM	ADJ.	CONF.	ADJ CONF.
Average RPI Loss:	67	RECORD	PCT. RANK	GAMES	SCHEDULE	OF SCHEDULE	RPI	RPI	RPI	RPI
DIV. I ONLY	15- 5	38	7- 2	244	142	103	103	18	18	
DIV. I NON-CONF.	8- 3	67	1- 1	296	71	111	111	21	21	
TOTALS	RPI 1-25	RPI 26-50	W-L RECORDS	RPI 51-100	RPI 101-150	RPI 150+				
15- 5	0- 1	0- 1	OVERALL	0- 3	0- 0	15- 0				
7- 2	0- 1	0- 0	HOME	0- 1	0- 0	7- 0				
8- 3	0- 0	0- 1	AWAY	0- 2	0- 0	8- 0				
0- 0	0- 0	0- 0	NEUTRAL	0- 0	0- 0	0- 0				
8- 3	0- 1	0- 1	NON-CONFERENCE	0- 1	0- 0	8- 0				
3- 1	0- 1	0- 0	HOME	0- 0	0- 0	3- 0				
5- 2	0- 0	0- 1	AWAY	0- 1	0- 0	5- 0				
0- 0	0- 0	0- 0	NEUTRAL	0- 0	0- 0	0- 0				
7- 2	0- 0	0- 0	CONFERENCE	0- 2	0- 0	7- 0				
4- 1	0- 0	0- 0	HOME	0- 1	0- 0	4- 0				
3- 1	0- 0	0- 0	AWAY	0- 1	0- 0	3- 0				
0- 0	0- 0	0- 0	NEUTRAL	0- 0	0- 0	0- 0				

RPI 1-25			RPI 26-50			RPI 51-100			RPI 101+ Team's RPI: 103		
RPI	S	Opponent	Score	RPI	S	Opponent	Score	RPI	S	Opponent	Score
5	H	Florida St.	40 83	42	A	Georgia Tech	50 70	95	A	Chattanooga	50 70
								95	H	Chattanooga	56 74
								97	A	Georgia	64 72
								161	A	Houston	64 60
								187	A	ETSU	71 56
								187	H	ETSU	72 55
								192	A	Illinois	51 33
								222	H	Campbell	76 60
								226	H	Samford	59 49
								238	H	Wofford	54 39
								254	A	UNCG	77 64
								255	H	Furman	76 52
								257	A	Ga. Southern	77 56
								279	A	Davidson	67 60
								286	A	Western Caro.	59 57
								294	H	Kennesaw St.	61 46
								323	A	Winthrop	71 48
								330	H	Fla. Atlantic	74 57
LAST 12 Division I GAMES:											
187	A	ETSU	71 56	254	A	UNCG	77 64				
95	A	Chattanooga	50 70	95	H	Chattanooga	56 74				
226	H	Samford	59 49	187	H	ETSU	72 55				
238	H	Wofford	54 39	279	A	Davidson	67 60				
255	H	Furman	76 52	5	H	Florida St.	40 83				
286	A	Western Caro.	59 57	323	A	Winthrop	71 48				

Non-Div I Games: West Ga. 67 36 Paine 93 50 Emmanuel (GA) 84 70

Mercer

Loss, Non-Conf, S Site, H Home A Away N Neutral

Average RPI Win: 135		WON-LOST	WINNING	LAST 10	STRENGTH OF		OPP. STRENGTH	TEAM	ADJ.	CONF.	ADJ CONF.
Average RPI Loss: 13		RECORD	PCT. RANK	GAMES	SCHEDULE		OF SCHEDULE	RPI	RPI	RPI	RPI
DIV. I ONLY		17- 6	44	6- 4	30		16	19	19	3	3
DIV. I NON-CONF.		11- 1	13	1- 0	134		54	18	18	4	4
<hr/>											
TOTALS	RPI 1-25	RPI 26-50		W-L RECORDS		RPI 51-100		RPI 101-150		RPI 150+	
17- 6	0- 5	3- 1		OVERALL		5- 0		4- 0		5- 0	
10- 2	0- 2	1- 0		HOME		3- 0		2- 0		4- 0	
6- 4	0- 3	2- 1		AWAY		2- 0		1- 0		1- 0	
1- 0	0- 0	0- 0		NEUTRAL		0- 0		1- 0		0- 0	
11- 1	0- 1	1- 0		NON-CONFERENCE		3- 0		3- 0		4- 0	
7- 0	0- 0	0- 0		HOME		2- 0		2- 0		3- 0	
3- 1	0- 1	1- 0		AWAY		1- 0		0- 0		1- 0	
1- 0	0- 0	0- 0		NEUTRAL		0- 0		1- 0		0- 0	
6- 5	0- 4	2- 1		CONFERENCE		2- 0		1- 0		1- 0	
3- 2	0- 2	1- 0		HOME		1- 0		0- 0		1- 0	
3- 3	0- 2	1- 1		AWAY		1- 0		1- 0		0- 0	
0- 0	0- 0	0- 0		NEUTRAL		0- 0		0- 0		0- 0	

RPI	S	Opponent	Score	RPI	S	Opponent	Score	RPI	S	Opponent	Score	RPI	S	Opponent	Score
2	H	Notre Dame	55 67	31	A	Ohio St.	94 89	59	A	Wake Forest	79 56	118	H	Maine	76 51
5	A	Florida St.	71 80	34	A	Syracuse	48 81	62	H	Texas Tech	74 56	133	H	Old Dominion	66 56
5	H	Florida St.	66 81	36	A	North Carolina St.	67 64	66	A	St. John's (NY)	62 50	141	A	Pittsburgh	82 50
13	A	Louisville	59 63	44	H	Virginia Tech	82 75	86	H	North Carolina	100 88	148	N	Albany (NY)	77 53
16	A	Kentucky	66 82					91	H	Charlotte	80 46	177	H	Boston College	58 51
												229	H	Grambling	89 61
												270	A	FIU	69 49
												292	H	Coppin St.	75 35
												316	H	Loyola Chicago	81 43
LAST 12 Division I GAMES:															
5	A	Florida St.	71 80	44	H	Virginia Tech	82 75	2	H	Notre Dame	55 67				
59	A	Wake Forest	79 56	36	A	North Carolina St.	67 64	141	A	Pittsburgh	82 50				
177	H	Boston College	58 51	5	H	Florida St.	66 81								
86	H	North Carolina	100 88	118	H	Maine	76 51								
34	A	Syracuse	48 81												
13	A	Louisville	59 63												

Non-Div I Games:

Miami (FL)

■ Loss,
■ Non-Conf, S Site,
■ Home
■ Away
N Neutral

Average RPI Win:	283	WON-LOST	WINNING	LAST 10	STRENGTH OF	OPP. STRENGTH	TEAM	ADJ.	CONF.	ADJ CONF.
Average RPI Loss:	120	RECORD	PCT. RANK	GAMES	SCHEDULE	OF SCHEDULE	RPI	RPI	RPI	RPI
DIV. I ONLY	5- 16	303	1- 9	64	251	220	220	10	10	
DIV. I NON-CONF.	4- 7	224	0- 1	184	341	229	229	11	11	
TOTALS	RPI 1-25	RPI 26-50	W-L RECORDS	RPI 51-100	RPI 101-150	RPI 150+				
5- 16	0- 0	0- 1	OVERALL	0- 6	0- 3	5- 6				
1- 7	0- 0	0- 1	HOME	0- 2	0- 1	1- 3				
2- 7	0- 0	0- 0	AWAY	0- 4	0- 2	2- 1				
2- 2	0- 0	0- 0	NEUTRAL	0- 0	0- 0	2- 2				
4- 7	0- 0	0- 0	NON-CONFERENCE	0- 1	0- 1	4- 5				
0- 3	0- 0	0- 0	HOME	0- 1	0- 0	0- 2				
2- 2	0- 0	0- 0	AWAY	0- 0	0- 1	2- 1				
2- 2	0- 0	0- 0	NEUTRAL	0- 0	0- 0	2- 2				
1- 9	0- 0	0- 1	CONFERENCE	0- 5	0- 2	1- 1				
1- 4	0- 0	0- 1	HOME	0- 1	0- 1	1- 1				
0- 5	0- 0	0- 0	AWAY	0- 4	0- 1	0- 0				
0- 0	0- 0	0- 0	NEUTRAL	0- 0	0- 0	0- 0				

RPI 1-25				RPI 26-50				RPI 51-100				RPI 101+				Team's RPI: 220	
RPI	S	Opponent	Score	RPI	S	Opponent	Score	RPI	S	Opponent	Score	RPI	S	Opponent	Score		
				45	H	Ohio	62 79	68	A	Buffalo	45 71	106	A	Kent St.	66 84		
								68	H	Buffalo	51 68	129	H	Ball St.	60 81		
								76	H	IUPUI	53 65	143	A	Wright St.	57 65		
								77	A	Northern Ill.	76 89	157	H	Cincinnati	43 49		
								83	A	Central Mich.	61 80	162	H	Western Mich.	60 85		
								87	A	Toledo	50 64	169	N	La Salle	70 79		
												171	N	Providence	59 75		
												188	A	Morehead St.	43 77		
												198	H	Indiana St.	54 62		
												248	A	Austin Peay	73 58		
												262	A	Northern Ky.	60 50		
												264	H	Eastern Mich.	72 61		
												315	N	Eastern Ky.	65 54		
												324	N	Fort Wayne	69 47		
LAST 12 Division I GAMES:																	
129	H	Ball St.	60 81	264	H	Eastern Mich.	72 61										
106	A	Kent St.	66 84	87	A	Toledo	50 64										
45	H	Ohio	62 79	162	H	Western Mich.	60 85										
77	A	Northern Ill.	76 89	68	A	Buffalo	45 71										
83	A	Central Mich.	61 80	143	A	Wright St.	57 65										
68	H	Buffalo	51 68	315	N	Eastern Ky.	65 54										

Non-Div I Games: Cedarville 70 57 Northwood 64 49

Miami (OH)

Loss, Non-Conf, S Site, H Home A Away N Neutral

Average RPI Win:	154	WON-LOST	WINNING	LAST 10	STRENGTH OF	OPP. STRENGTH	TEAM	ADJ.	CONF.	ADJ CONF.
Average RPI Loss:	47	RECORD	PCT. RANK	GAMES	SCHEDULE	OF SCHEDULE	RPI	RPI	RPI	RPI
DIV. I ONLY	19- 5	22	8- 2	78	57	29	29	6	6	
DIV. I NON-CONF.	11- 3	53	2- 0	97	100	41	41	6	6	
TOTALS	RPI 1-25	RPI 26-50	W-L RECORDS	RPI 51-100	RPI 101-150	RPI 150+				
19- 5	0- 3	3- 1	OVERALL	4- 0	0- 0	12- 1				
12- 0	0- 0	2- 0	HOME	3- 0	0- 0	7- 0				
5- 4	0- 2	1- 1	AWAY	0- 0	0- 0	4- 1				
2- 1	0- 1	0- 0	NEUTRAL	1- 0	0- 0	1- 0				
11- 3	0- 2	2- 0	NON-CONFERENCE	1- 0	0- 0	8- 1				
7- 0	0- 0	1- 0	HOME	0- 0	0- 0	6- 0				
2- 2	0- 1	1- 0	AWAY	0- 0	0- 0	1- 1				
2- 1	0- 1	0- 0	NEUTRAL	1- 0	0- 0	1- 0				
8- 2	0- 1	1- 1	CONFERENCE	3- 0	0- 0	4- 0				
5- 0	0- 0	1- 0	HOME	3- 0	0- 0	1- 0				
3- 2	0- 1	0- 1	AWAY	0- 0	0- 0	3- 0				
0- 0	0- 0	0- 0	NEUTRAL	0- 0	0- 0	0- 0				

RPI 1-25				RPI 26-50				Team's RPI: 29	RPI 51-100				RPI 101+			
RPI	S	Opponent	Score	RPI	S	Opponent	Score		RPI	S	Opponent	Score	RPI	S	Opponent	Score
5	N	Florida St.	62 76	31	A	Ohio St.	87 96		51	H	Northwestern	80 54	160	H	Oakland	101 63
11	A	UCLA	64 84	42	A	Georgia Tech	92 52		52	H	Minnesota	84 69	162	H	Western Mich.	66 40
17	A	Maryland	70 83	45	H	Ohio	69 46		53	H	Indiana	78 74	172	A	Xavier	58 61
				50	H	Iowa	72 70		78	N	Gonzaga	78 66	175	H	American	82 33
LAST 12 Division I GAMES:																
				50	H	Iowa	72 70		53	H	Indiana	78 74	179	A	Nebraska	84 51
				192	A	Illinois	86 70		31	A	Ohio St.	87 96	189	H	Rutgers	63 50
				51	H	Northwestern	80 54		202	A	Wisconsin	73 56	192	A	Illinois	86 70
				179	A	Nebraska	84 51		189	H	Rutgers	63 50	202	A	Wisconsin	73 56
				17	A	Maryland	70 83		175	H	American	82 33	219	H	Niagara	107 35
				52	H	Minnesota	84 69		271	H	Vermont	78 56	234	A	San Diego St.	92 57
									271	H	Vermont	78 56	252	H	Howard	109 41
													271	H	Vermont	78 56
													323	N	Winthrop	76 39

Non-Div I Games:

Michigan

■ Loss,
 ■ Non-Conf, S Site,
 ■ Home
 ■ Away
 N Neutral

Average RPI Win: 156		WON-LOST	WINNING	LAST 10	STRENGTH OF		OPP. STRENGTH	TEAM	ADJ.	CONF.	ADJ CONF.
Average RPI Loss: 72		RECORD	PCT. RANK	GAMES	SCHEDULE		OF SCHEDULE	RPI	RPI	RPI	RPI
DIV. I ONLY		16- 7	73	6- 4	103		47	46	46	6	6
DIV. I NON-CONF.		10- 3	54	1- 1	73		62	38	38	6	6
TOTALS		RPI 1-25	RPI 26-50		W-L RECORDS		RPI 51-100	RPI 101-150		RPI 150+	
16- 7	0- 1	2- 2		OVERALL		2- 3	2- 0		10- 1		
9- 2	0- 1	1- 0		HOME		1- 1	1- 0		6- 0		
6- 5	0- 0	1- 2		AWAY		1- 2	0- 0		4- 1		
1- 0	0- 0	0- 0		NEUTRAL		0- 0	1- 0		0- 0		
10- 3	0- 1	1- 2		NON-CONFERENCE		0- 0	2- 0		7- 0		
5- 1	0- 1	0- 0		HOME		0- 0	1- 0		4- 0		
4- 2	0- 0	1- 2		AWAY		0- 0	0- 0		3- 0		
1- 0	0- 0	0- 0		NEUTRAL		0- 0	1- 0		0- 0		
6- 4	0- 0	1- 0		CONFERENCE		2- 3	0- 0		3- 1		
4- 1	0- 0	1- 0		HOME		1- 1	0- 0		2- 0		
2- 3	0- 0	0- 0		AWAY		1- 2	0- 0		1- 1		
0- 0	0- 0	0- 0		NEUTRAL		0- 0	0- 0		0- 0		

RPI 1-25				Team's RPI: 46		RPI 51-100				RPI 101+					
RPI	S	Opponent	Score	RPI	S	Opponent	Score	RPI	S	Opponent	Score	RPI	S	Opponent	Score
2	H	Notre Dame	61 79	31	H	Ohio St.	94 75	51	A	Northwestern	65 76	104	H	Wyoming	63 51
				34	A	Syracuse	64 75	52	A	Minnesota	93 74	114	N	Delaware	81 64
				37	A	Oregon	55 88	53	H	Indiana	69 60	160	H	Oakland	81 74
				49	A	Quinnipiac	71 54	94	A	Purdue	54 66	162	A	Western Mich.	68 64
								94	H	Purdue	66 76	179	H	Nebraska	93 73
												185	H	Northeastern	78 44
												189	A	Rutgers	58 62
												192	H	Illinois	71 47
												197	A	CSUN	63 59
												202	A	Wisconsin	81 57
												233	H	Southern U.	70 55
												279	H	Davidson	70 34
												299	A	Rhode Island	85 48
LAST 12 Division I GAMES:															
				53	H	Indiana	69 60	31	H	Ohio St.	94 75				
				52	A	Minnesota	93 74	179	H	Nebraska	93 73				
				202	A	Wisconsin	81 57	94	A	Purdue	54 66				
				94	H	Purdue	66 76	192	H	Illinois	71 47				
				51	A	Northwestern	65 76	2	H	Notre Dame	61 79				
				189	A	Rutgers	58 62	185	H	Northeastern	78 44				

Non-Div I Games:

Michigan St.

■ Loss, ■ Non-Conf, S Site, H Home A Away N Neutral

Average RPI Win:	202	WON-LOST	WINNING	LAST 10	STRENGTH OF	OPP. STRENGTH	TEAM	ADJ.	CONF.	ADJ CONF.
Average RPI Loss:	51	RECORD	PCT. RANK	GAMES	SCHEDULE	OF SCHEDULE	RPI	RPI	RPI	RPI
DIV. I ONLY	14- 8	106	8- 2	98	85	93	93	14	14	
DIV. I NON-CONF.	5- 6	186	1- 0	20	8	94	94	16	16	
TOTALS	RPI 1-25	RPI 26-50	W-L RECORDS	RPI 51-100	RPI 101-150	RPI 150+				
14- 8	0- 3	1- 2	OVERALL	1- 2	1- 1	11- 0				
9- 4	0- 2	1- 2	HOME	1- 0	1- 0	6- 0				
5- 4	0- 1	0- 0	AWAY	0- 2	0- 1	5- 0				
0- 0	0- 0	0- 0	NEUTRAL	0- 0	0- 0	0- 0				
5- 6	0- 3	1- 2	NON-CONFERENCE	1- 1	0- 0	3- 0				
3- 4	0- 2	1- 2	HOME	1- 0	0- 0	1- 0				
2- 2	0- 1	0- 0	AWAY	0- 1	0- 0	2- 0				
0- 0	0- 0	0- 0	NEUTRAL	0- 0	0- 0	0- 0				
9- 2	0- 0	0- 0	CONFERENCE	0- 1	1- 1	8- 0				
6- 0	0- 0	0- 0	HOME	0- 0	1- 0	5- 0				
3- 2	0- 0	0- 0	AWAY	0- 1	0- 1	3- 0				
0- 0	0- 0	0- 0	NEUTRAL	0- 0	0- 0	0- 0				

RPI 1-25				RPI 26-50				RPI 51-100				Team's RPI: 93		RPI 101+			
RPI	S	Opponent	Score	RPI	S	Opponent	Score	RPI	S	Opponent	Score			RPI	S	Opponent	Score
13	H	Louisville	72 91	38	H	Tulane	62 59	69	A	Virginia	51 63			117	A	Southern Miss.	61 81
16	A	Kentucky	48 61	42	H	Georgia Tech	60 61	82	A	Western Ky.	51 66			150	H	UTSA	77 63
24	H	Arizona St.	48 69	45	H	Ohio	52 73	83	H	Central Mich.	79 69			152	A	Missouri St.	71 52
														159	A	Louisiana Tech	79 65
														176	H	Rice	71 61
														200	H	North Texas	60 52
														204	A	UAB	64 61
														248	H	Austin Peay	82 51
														249	A	Marshall	72 63
														270	H	FIU	95 43
														276	A	Tennessee Tech	73 62
														287	H	UTEP	76 53
														330	H	Fla. Atlantic	87 69
LAST 12 Division I GAMES:																	
287	H	UTEP	76 53	82	A	Western Ky.	51 66										
150	H	UTSA	77 63	249	A	Marshall	72 63										
159	A	Louisiana Tech	79 65	200	H	North Texas	60 52										
117	A	Southern Miss.	61 81	176	H	Rice	71 61										
330	H	Fla. Atlantic	87 69	204	A	UAB	64 61										
270	H	FIU	95 43	83	H	Central Mich.	79 69										

Non-Div I Games:

Middle Tenn.

■ Loss,
 ■ Non-Conf, S Site,
 ■ Home
 ■ Away
 N Neutral

Average RPI Win:	269	WON-LOST	WINNING	LAST 10	STRENGTH OF	OPP. STRENGTH	TEAM	ADJ.	CONF.	ADJ CONF.
Average RPI Loss:	102	RECORD	PCT. RANK	GAMES	SCHEDULE	OF SCHEDULE	RPI	RPI	RPI	RPI
DIV. I ONLY	15- 8	88	2- 2	313	182	173	173	20	20	
DIV. I NON-CONF.	8- 3	67	1- 0	332	134	164	164	20	20	
TOTALS	RPI 1-25	RPI 26-50	W-L RECORDS	RPI 51-100	RPI 101-150	RPI 150+				
15- 8	0- 0	0- 2	OVERALL	1- 2	1- 2	13- 2				
7- 3	0- 0	0- 0	HOME	1- 1	1- 1	5- 1				
7- 5	0- 0	0- 2	AWAY	0- 1	0- 1	7- 1				
1- 0	0- 0	0- 0	NEUTRAL	0- 0	0- 0	1- 0				
8- 3	0- 0	0- 1	NON-CONFERENCE	1- 2	0- 0	7- 0				
4- 1	0- 0	0- 0	HOME	1- 1	0- 0	3- 0				
3- 2	0- 0	0- 1	AWAY	0- 1	0- 0	3- 0				
1- 0	0- 0	0- 0	NEUTRAL	0- 0	0- 0	1- 0				
7- 5	0- 0	0- 1	CONFERENCE	0- 0	1- 2	6- 2				
3- 2	0- 0	0- 0	HOME	0- 0	1- 1	2- 1				
4- 3	0- 0	0- 1	AWAY	0- 0	0- 1	4- 1				
0- 0	0- 0	0- 0	NEUTRAL	0- 0	0- 0	0- 0				

RPI S	Opponent	Score	RPI S	Opponent	Score	RPI S	Opponent	Score	RPI S	Opponent	Score	Team's RPI: 173
33	A Green Bay	47 89	51	H Northwestern	63 65	143	H Wright St.	51 69				
43	A Marquette	74 85	77	A Northern Ill.	104 114	146	A Detroit	63 77				
			89	H Western Ill.	76 68	146	H Detroit	81 69				
						160	A Oakland	63 77				
						160	H Oakland	73 75				
						194	A Cleveland St.	80 78				
						202	H Wisconsin	80 63				
						262	H Northern Ky.	72 44				
						271	A Vermont	68 44				
						282	H North Dakota St.	79 74				
						314	A Youngstown St.	78 74				
						316	A Loyola Chicago	73 46				
						319	A Illinois St.	68 60				
						320	A Valparaiso	85 74				
						326	A Ill.-Chicago	88 65				
						326	H Ill.-Chicago	83 55				
						329	H Chicago St.	71 49				
						333	N LIU Brooklyn	88 50				
LAST 12 Division I GAMES:												
271	A Vermont	68 44	326	H Ill.-Chicago	83 55							
160	A Oakland	63 77	146	H Detroit	81 69							
146	A Detroit	63 77	160	H Oakland	73 75							
314	A Youngstown St.	78 74	320	A Valparaiso	85 74							
194	A Cleveland St.	80 78	326	A Ill.-Chicago	88 65							
33	A Green Bay	47 89	262	H Northern Ky.	72 44							

Non-Div I Games:

Milwaukee

■ Loss,
 ■ Non-Conf, S Site,
 ■ Home
 ■ Away
 N Neutral

Average RPI Win: 134		WON-LOST	WINNING	LAST 10	STRENGTH OF	OPP. STRENGTH	TEAM	ADJ.	CONF.	ADJ CONF.
Average RPI Loss: 41		RECORD	PCT. RANK	GAMES	SCHEDULE	OF SCHEDULE	RPI	RPI	RPI	RPI
DIV. I ONLY		12- 11	160	3- 7	11	37	52	52	6	6
DIV. I NON-CONF.		9- 4	85	2- 0	6	28	16	16	6	6
TOTALS		RPI 1-25	RPI 26-50	W-L RECORDS		RPI 51-100	RPI 101-150	RPI 150+		
12- 11	0- 3	2- 5		OVERALL		1- 3	4- 0	5- 0		
9- 4	0- 2	2- 2		HOME		1- 0	2- 0	4- 0		
3- 5	0- 1	0- 3		AWAY		0- 1	2- 0	1- 0		
0- 2	0- 0	0- 0		NEUTRAL		0- 2	0- 0	0- 0		
9- 4	0- 2	2- 0		NON-CONFERENCE		1- 2	4- 0	2- 0		
7- 1	0- 1	2- 0		HOME		1- 0	2- 0	2- 0		
2- 1	0- 1	0- 0		AWAY		0- 0	2- 0	0- 0		
0- 2	0- 0	0- 0		NEUTRAL		0- 2	0- 0	0- 0		
3- 7	0- 1	0- 5		CONFERENCE		0- 1	0- 0	3- 0		
2- 3	0- 1	0- 2		HOME		0- 0	0- 0	2- 0		
1- 4	0- 0	0- 3		AWAY		0- 1	0- 0	1- 0		
0- 0	0- 0	0- 0		NEUTRAL		0- 0	0- 0	0- 0		

RPI	S	Opponent	Score	RPI	S	Opponent	Score	RPI	S	Opponent	Score	RPI	S	Opponent	Score
3	A	South Carolina	58 98	29	A	Michigan	69 84	53	A	Indiana	62 78	106	H	Kent St.	92 62
5	H	Florida St.	61 75	31	A	Ohio St.	62 87	80	H	Belmont	75 74	123	A	VCU	79 69
17	H	Maryland	72 83	31	H	Ohio St.	76 88	86	N	North Carolina	77 91	145	A	New Mexico	69 65
				35	H	Harvard	103 87	97	N	Georgia	58 70	146	H	Detroit	111 91
				46	H	Michigan St.	74 93					170	H	Army West Point	70 52
				47	H	Georgetown	68 60					179	A	Nebraska	79 69
				50	A	Iowa	65 80					180	H	Seton Hall	90 57
												192	H	Illinois	78 50
												202	H	Wisconsin	88 60
LAST 12 Division I GAMES:															
179	A	Nebraska	79 69	202	H	Wisconsin	88 60								
46	H	Michigan St.	74 93	53	A	Indiana	62 78								
31	H	Ohio St.	76 88	17	H	Maryland	72 83								
50	A	Iowa	65 80	31	A	Ohio St.	62 87								
192	H	Illinois	78 50	106	H	Kent St.	92 62								
29	A	Michigan	69 84	80	H	Belmont	75 74								

Non-Div I Games:

Minnesota

■ Loss,
■ Non-Conf,
■ S Site,
■ H Home
■ A Away
N Neutral

Average RPI Win:	94	WON-LOST	WINNING	LAST 10	STRENGTH OF	OPP. STRENGTH	TEAM	ADJ.	CONF.	ADJ CONF.
Average RPI Loss:	3	RECORD	PCT. RANK	GAMES	SCHEDULE	OF SCHEDULE	RPI	RPI	RPI	RPI
DIV. I ONLY	23- 1	2	9- 1	26	5	4	4	2	2	
DIV. I NON-CONF.	14- 0	1	2- 0	75	11	4	4	2	2	
TOTALS	RPI 1-25	RPI 26-50	W-L RECORDS	RPI 51-100	RPI 101-150	RPI 150+				
23- 1	4- 1	5- 0	OVERALL	5- 0	5- 0	4- 0				
8- 0	2- 0	2- 0	HOME	2- 0	0- 0	2- 0				
10- 1	2- 1	1- 0	AWAY	2- 0	4- 0	1- 0				
5- 0	0- 0	2- 0	NEUTRAL	1- 0	1- 0	1- 0				
14- 0	1- 0	3- 0	NON-CONFERENCE	3- 0	3- 0	4- 0				
3- 0	1- 0	0- 0	HOME	0- 0	0- 0	2- 0				
6- 0	0- 0	1- 0	AWAY	2- 0	2- 0	1- 0				
5- 0	0- 0	2- 0	NEUTRAL	1- 0	1- 0	1- 0				
9- 1	3- 1	2- 0	CONFERENCE	2- 0	2- 0	0- 0				
5- 0	1- 0	2- 0	HOME	2- 0	0- 0	0- 0				
4- 1	2- 1	0- 0	AWAY	0- 0	2- 0	0- 0				
0- 0	0- 0	0- 0	NEUTRAL	0- 0	0- 0	0- 0				

RPI	S	Opponent	Score	RPI	S	Opponent	Score	RPI	S	Opponent	Score	RPI	S	Opponent	Score
3	A	South Carolina	61 64	26	H	LSU	74 48	67	N	Villanova	108 62	101	N	SMU	91 42
6	H	Texas	79 68	30	H	Missouri	70 53	71	A	Iowa St.	85 81	116	A	Alabama	67 54
14	A	Tennessee	74 64	37	N	Oregon	75 63	74	H	Florida	82 49	117	A	Southern Miss.	72 50
20	H	Texas A&M	71 61	38	N	Tulane	66 49	75	A	Southern California	76 72	118	A	Maine	87 43
25	A	Auburn	77 47	48	A	Little Rock	58 44	96	H	Ole Miss	73 62	121	A	Arkansas	59 51
LAST 12 Division I GAMES:															
30	H	Missouri	70 53	74	H	Florida	82 49	14	A	Tennessee	74 64	121	A	Arkansas	59 51
25	A	Auburn	77 47	14	A	Tennessee	74 64	26	H	LSU	74 48	301	H	Northwestern St.	106 30
20	H	Texas A&M	71 61	121	A	Arkansas	59 51	301	H	Northwestern St.	106 30	212	H	Alabama St.	90 47
3	A	South Carolina	61 64	26	H	LSU	74 48	212	H	Alabama St.	90 47				
116	A	Alabama	67 54	301	H	Northwestern St.	106 30								
96	H	Ole Miss	73 62	212	H	Alabama St.	90 47								

Non-Div I Games:

Mississippi St.

■ Loss,
 ■ Non-Conf, S Site,
 ■ Home
 ■ Away
 N Neutral

Average RPI Win:	303	WON-LOST	WINNING	LAST 10	STRENGTH OF	OPP. STRENGTH	TEAM	ADJ.	CONF.	ADJ CONF.
Average RPI Loss:	175	RECORD	PCT. RANK	GAMES	SCHEDULE	OF SCHEDULE	RPI	RPI	RPI	RPI
DIV. I ONLY	7- 13	249	5- 5	311	304	284	284	30	30	
DIV. I NON-CONF.	1- 8	314	0- 1	119	117	258	258	30	30	
TOTALS	RPI 1-25	RPI 26-50	W-L RECORDS	RPI 51-100	RPI 101-150	RPI 150+				
7- 13	0- 1	0- 0	OVERALL	0- 2	0- 2	7- 8				
3- 3	0- 0	0- 0	HOME	0- 1	0- 0	3- 2				
4- 10	0- 0	0- 0	AWAY	0- 0	0- 1	4- 1				
0- 0	0- 0	0- 0	NEUTRAL	0- 0	0- 0	0- 0				
1- 8	0- 1	0- 0	NON-CONFERENCE	0- 2	0- 2	1- 3				
0- 2	0- 0	0- 0	HOME	0- 1	0- 0	0- 1				
1- 6	0- 1	0- 0	AWAY	0- 1	0- 2	1- 2				
0- 0	0- 0	0- 0	NEUTRAL	0- 0	0- 0	0- 0				
6- 5	0- 0	0- 0	CONFERENCE	0- 0	0- 0	6- 5				
3- 1	0- 0	0- 0	HOME	0- 0	0- 0	3- 1				
3- 4	0- 0	0- 0	AWAY	0- 0	0- 0	3- 4				
0- 0	0- 0	0- 0	NEUTRAL	0- 0	0- 0	0- 0				

RPI 1-25				RPI 26-50				RPI 51-100				RPI 101+ Team's RPI: 284			
RPI	S	Opponent	Score	RPI	S	Opponent	Score	RPI	S	Opponent	Score	RPI	S	Opponent	Score
8	A	Baylor	36 101					88	H	Colorado	64 76	116	A	Alabama	44 93
								96	A	Ole Miss	30 67	117	A	Southern Miss.	55 83
												202	A	Wisconsin	61 103
												203	H	Texas Southern	75 74
												204	A	UAB	46 80
												212	A	Alabama St.	57 71
												212	H	Alabama St.	73 79
												229	A	Grambling	67 88
												233	A	Southern U.	44 51
												246	H	Murray St.	62 80
												285	H	Prairie View	64 55
												288	A	Ark.-Pine Bluff	73 63
												301	A	Northwestern St.	68 64
												309	A	Alcorn	49 69
												348	A	Jackson St.	62 57
												349	A	Alabama A&M	58 52
												349	H	Alabama A&M	60 58
LAST 12 Division I GAMES:															
212	A	Alabama St.	57 71	233	A	Southern U.	44 51								
349	A	Alabama A&M	58 52	309	A	Alcorn	49 69								
229	A	Grambling	67 88	212	H	Alabama St.	73 79								
348	A	Jackson St.	62 57	349	H	Alabama A&M	60 58								
203	H	Texas Southern	75 74	288	A	Ark.-Pine Bluff	73 63								
285	H	Prairie View	64 55	96	A	Ole Miss	30 67								

Non-Div I Games: Tougaloo 99 55 Blue Mountain 66 40

Mississippi Val.

■ Loss,
 ■ Non-Conf,
 ■ S Site,
 ■ Home
 ■ A Away
 N Neutral

Average RPI Win:	124	WON-LOST	WINNING	LAST 10	STRENGTH OF	OPP. STRENGTH	TEAM	ADJ.	CONF.	ADJ CONF.
Average RPI Loss:	51	RECORD	PCT. RANK	GAMES	SCHEDULE	OF SCHEDULE	RPI	RPI	RPI	RPI
DIV. I ONLY	16- 8	82	6- 4	19	38	30	30	2	2	
DIV. I NON-CONF.	10- 4	80	1- 1	49	98	46	46	2	2	
TOTALS	RPI 1-25	RPI 26-50	W-L RECORDS	RPI 51-100	RPI 101-150	RPI 150+				
16- 8	4- 3	0- 2	OVERALL	2- 1	3- 2	7- 0				
12- 1	3- 0	0- 0	HOME	2- 0	1- 1	6- 0				
3- 6	0- 1	0- 0	AWAY	0- 0	2- 0	1- 0				
1- 1	1- 0	0- 1	NEUTRAL	0- 0	0- 0	0- 0				
10- 4	1- 1	0- 1	NON-CONFERENCE	1- 1	1- 1	7- 0				
8- 0	0- 0	0- 0	HOME	1- 0	1- 0	6- 0				
1- 3	0- 1	0- 0	AWAY	0- 1	0- 1	1- 0				
1- 1	1- 0	0- 1	NEUTRAL	0- 0	0- 0	0- 0				
6- 4	3- 2	0- 1	CONFERENCE	1- 0	2- 1	0- 0				
4- 1	3- 0	0- 0	HOME	1- 0	0- 1	0- 0				
2- 3	0- 2	0- 1	AWAY	0- 0	2- 0	0- 0				
0- 0	0- 0	0- 0	NEUTRAL	0- 0	0- 0	0- 0				

RPI	S	Opponent	Score	RPI	S	Opponent	Score	Team's RPI: 30	RPI	S	Opponent	Score	RPI	S	Opponent	Score
4	A	Mississippi St.	53 70	26	A	LSU	71 80		76	A	IUPUI	45 73	109	A	Vanderbilt	74 68
9	A	Washington	66 79	42	N	Georgia Tech	70 72		89	H	Western Ill.	71 68	116	H	Alabama	58 59
16	A	Kentucky	62 64						97	H	Georgia	63 45	120	A	Saint Louis	61 72
16	H	Kentucky	73 67										121	A	Arkansas	60 46
20	H	Texas A&M	78 76										135	H	Abilene Christian	52 46
22	N	Creighton	72 63										152	H	Missouri St.	73 49
25	H	Auburn	68 53										165	H	UC Riverside	68 62
													179	A	Nebraska	55 35
													193	H	Wichita St.	64 57
													198	H	Indiana St.	77 48
													208	H	SIUE	72 60
													261	H	UT Martin	80 69
LAST 12 Division I GAMES:																
4	A	Mississippi St.	53 70	26	A	LSU	71 80		116	H	Alabama	58 59	16	A	Kentucky	62 64
16	H	Kentucky	73 67						97	H	Georgia	63 45	120	A	Saint Louis	61 72
25	H	Auburn	68 53						165	H	UC Riverside	68 62				
121	A	Arkansas	60 46													
20	H	Texas A&M	78 76													
109	A	Vanderbilt	74 68													

Non-Div I Games:

Missouri

Average RPI Win:	215	WON-LOST	WINNING	LAST 10	STRENGTH OF	OPP. STRENGTH	TEAM	ADJ.	CONF.	ADJ CONF.
Average RPI Loss:	92	RECORD	PCT. RANK	GAMES	SCHEDULE	OF SCHEDULE	RPI	RPI	RPI	RPI
DIV. I ONLY	10- 10	168	7- 3	153	93	152	152	16	16	
DIV. I NON-CONF.	3- 7	250	1- 1	107	5	194	194	14	14	
TOTALS	RPI 1-25	RPI 26-50	W-L RECORDS	RPI 51-100	RPI 101-150	RPI 150+				
10- 10	0- 0	0- 3	OVERALL	0- 4	1- 1	9- 2				
4- 5	0- 0	0- 2	HOME	0- 2	1- 0	3- 1				
6- 4	0- 0	0- 1	AWAY	0- 1	0- 1	6- 1				
0- 1	0- 0	0- 0	NEUTRAL	0- 1	0- 0	0- 0				
3- 7	0- 0	0- 2	NON-CONFERENCE	0- 3	1- 1	2- 1				
2- 2	0- 0	0- 1	HOME	0- 1	1- 0	1- 0				
1- 4	0- 0	0- 1	AWAY	0- 1	0- 1	1- 1				
0- 1	0- 0	0- 0	NEUTRAL	0- 1	0- 0	0- 0				
7- 3	0- 0	0- 1	CONFERENCE	0- 1	0- 0	7- 1				
2- 3	0- 0	0- 1	HOME	0- 1	0- 0	2- 1				
5- 0	0- 0	0- 0	AWAY	0- 0	0- 0	5- 0				
0- 0	0- 0	0- 0	NEUTRAL	0- 0	0- 0	0- 0				

RPI S	Opponent	Score	RPI S	Opponent	Score	RPI S	Opponent	Score	RPI S	Opponent	Score	Team's RPI: 152
30	A Missouri	49 73	51	A Northwestern	52 75	121	H Arkansas	64 62				
32	H Drake	64 90	57	H UNI	54 61	138	A Oral Roberts	56 78				
48	H Little Rock	47 58	75	N Southern California	67 89	153	A Kansas	87 64				
			93	H Middle Tenn.	52 71	168	A Memphis	60 69				
						183	A Southern Ill.	78 60				
						193	A Wichita St.	65 60				
						193	H Wichita St.	73 62				
						198	A Indiana St.	49 46				
						200	H North Texas	63 54				
						227	H Bradley	73 75				
						269	A Evansville	77 41				
						316	A Loyola Chicago	60 32				
						319	H Illinois St.	65 60				
LAST 12 Division I GAMES:												
193	A Wichita St.	65 60	269	A Evansville	77 41							
198	A Indiana St.	49 46	193	H Wichita St.	73 62							
316	A Loyola Chicago	60 32	32	H Drake	64 90							
227	H Bradley	73 75	57	H UNI	54 61							
319	H Illinois St.	65 60	93	H Middle Tenn.	52 71							
183	A Southern Ill.	78 60	200	H North Texas	63 54							

Non-Div I Games: Alas. Anchorage 65 58

Missouri St.

Loss, Non-Conf, S Site, H Home A Away N Neutral

Average RPI Win: 236	WON-LOST	WINNING	LAST 10	STRENGTH OF	OPP. STRENGTH	TEAM	ADJ.	CONF.	ADJ CONF.
Average RPI Loss: 178	RECORD	PCT. RANK	GAMES	SCHEDULE	OF SCHEDULE	RPI	RPI	RPI	RPI
DIV. I ONLY	10- 12	202	4- 6	264	245	224	224	17	17
DIV. I NON-CONF.	5- 4	143	0- 1	306	332	214	214	17	17
TOTALS	RPI 1-25	RPI 26-50	W-L RECORDS	RPI 51-100	RPI 101-150	RPI 150+			
10- 12	0- 0	1- 1	OVERALL	0- 0	0- 3	9- 8			
5- 5	0- 0	1- 0	HOME	0- 0	0- 2	4- 3			
5- 6	0- 0	0- 1	AWAY	0- 0	0- 0	5- 1			
0- 1	0- 0	0- 0	NEUTRAL	0- 0	0- 0	0- 1			
5- 4	0- 0	0- 0	NON-CONFERENCE	0- 0	0- 1	5- 3			
1- 2	0- 0	0- 0	HOME	0- 0	0- 1	1- 1			
4- 1	0- 0	0- 0	AWAY	0- 0	0- 0	4- 1			
0- 1	0- 0	0- 0	NEUTRAL	0- 0	0- 0	0- 1			
5- 8	0- 0	1- 1	CONFERENCE	0- 0	0- 2	4- 5			
4- 3	0- 0	1- 0	HOME	0- 0	0- 1	3- 2			
1- 5	0- 0	0- 1	AWAY	0- 0	0- 1	1- 3			
0- 0	0- 0	0- 0	NEUTRAL	0- 0	0- 0	0- 0			

RPI S	Opponent	Score	RPI S	Opponent	Score	RPI S	Opponent	Score	RPI S	Opponent	Score	Team's RPI: 224
49	A Quinnipiac	54 74	49	H Quinnipiac	61 58				112	H Clemson	47 60	
									128	H Rider	69 71	
									147	A Iona	54 60	
									166	N Hartford	72 75	
									171	H Providence	58 62	
									181	A Fairfield	60 53	
									181	H Fairfield	68 71	
									199	A Siena	76 85	
									199	H Siena	86 91	
									206	A Sacred Heart	65 54	
									217	A Robert Morris	69 56	
									219	A Niagara	45 66	
									232	H Marist	79 69	
									242	A Canisius	54 74	
									242	H Canisius	55 53	
									264	A Eastern Mich.	75 68	
									311	H Saint Peter's	76 59	
									312	A Lehigh	73 62	
									321	A St. Francis Brooklyn	78 87	
									346	H Fairleigh Dickinson	72 63	
LAST 12 Division I GAMES:												
49	A Quinnipiac	54 74	242	H Canisius	55 53							
128	H Rider	69 71	199	A Siena	76 85							
199	H Siena	86 91	311	H Saint Peter's	76 59							
181	A Fairfield	60 53	181	H Fairfield	68 71							
147	A Iona	54 60	232	H Marist	79 69							
49	H Quinnipiac	61 58	171	H Providence	58 62							

Non-Div I Games:

Monmouth

■ Loss,
 ■ Non-Conf,
 S Site,
 ■ Home
 ■ Away
 N Neutral

Average RPI Win:	336	WON-LOST	WINNING	LAST 10	STRENGTH OF	OPP. STRENGTH	TEAM	ADJ.	CONF.	ADJ CONF.
Average RPI Loss:	168	RECORD	PCT. RANK	GAMES	SCHEDULE	OF SCHEDULE	RPI	RPI	RPI	RPI
DIV. I ONLY	1- 19	345	0- 10	143	310	328	328	19	19	
DIV. I NON-CONF.	1- 8	314	0- 1	177	334	331	331	18	18	
TOTALS	RPI 1-25	RPI 26-50	W-L RECORDS	RPI 51-100	RPI 101-150	RPI 150+				
1- 19	0- 0	0- 1	OVERALL	0- 2	0- 8	1- 8				
1- 8	0- 0	0- 0	HOME	0- 2	0- 3	1- 3				
0- 9	0- 0	0- 0	AWAY	0- 0	0- 5	0- 4				
0- 2	0- 0	0- 1	NEUTRAL	0- 0	0- 0	0- 1				
1- 8	0- 0	0- 1	NON-CONFERENCE	0- 1	0- 2	1- 4				
1- 3	0- 0	0- 0	HOME	0- 1	0- 1	1- 1				
0- 3	0- 0	0- 0	AWAY	0- 0	0- 1	0- 2				
0- 2	0- 0	0- 1	NEUTRAL	0- 0	0- 0	0- 1				
0- 11	0- 0	0- 0	CONFERENCE	0- 1	0- 6	0- 4				
0- 5	0- 0	0- 0	HOME	0- 1	0- 2	0- 2				
0- 6	0- 0	0- 0	AWAY	0- 0	0- 4	0- 2				
0- 0	0- 0	0- 0	NEUTRAL	0- 0	0- 0	0- 0				

RPI S	Opponent	Score	RPI S	Opponent	Score	RPI S	Opponent	Score	RPI S	Opponent	Score	Team's RPI: 328
39 N	South Dakota St.	43 84	63 H	Montana St.	69 75	104 H	Wyoming	42 67	108 A	Northern Colo.	46 65	
			65 H	Colorado St.	49 63	110 A	SFA	46 54	139 A	North Dakota	63 73	
						140 A	Idaho	50 75	140 H	Idaho	59 86	
						144 A	Eastern Wash.	57 64	144 H	Eastern Wash.	46 60	
						190 A	Idaho St.	43 61	201 H	Utah St.	47 65	
						215 A	Seattle U	44 60	228 A	Weber St.	58 74	
						256 H	Portland St.	44 64	277 H	Sacramento St.	60 73	
						298 N	Massachusetts	58 59	336 H	Incarinate Word	61 56	
						338 A	Cal St. Fullerton	56 72				
LAST 12 Division I GAMES:												
63 H	Montana St.	69 75	108 A	Northern Colo.	46 65							
140 A	Idaho	50 75	144 H	Eastern Wash.	46 60							
144 A	Eastern Wash.	57 64	140 H	Idaho	59 86							
277 H	Sacramento St.	60 73	228 A	Weber St.	58 74							
256 H	Portland St.	44 64	190 A	Idaho St.	43 61							
139 A	North Dakota	63 73	65 H	Colorado St.	49 63							

Non-Div I Games: Rocky Mountain 64 56 Great Falls 66 55

Montana

Loss, Non-Conf, S Site, H Home A Away N Neutral

Average RPI Win: 208		WON-LOST	WINNING	LAST 10	STRENGTH OF	OPP. STRENGTH	TEAM	ADJ.	CONF.	ADJ CONF.
Average RPI Loss: 133		RECORD	PCT. RANK	GAMES	SCHEDULE	OF SCHEDULE	RPI	RPI	RPI	RPI
DIV. I ONLY		14- 5	52	8- 2	190	214	63	63	19	19
DIV. I NON-CONF.		5- 3	121	1- 0	275	104	120	120	18	18
TOTALS	RPI 1-25	RPI 26-50		W-L RECORDS		RPI 51-100	RPI 101-150	RPI 150+		
14- 5	0- 0	0- 0		OVERALL		0- 2	5- 1	9- 2		
6- 0	0- 0	0- 0		HOME		0- 0	2- 0	4- 0		
7- 5	0- 0	0- 0		AWAY		0- 2	3- 1	4- 2		
1- 0	0- 0	0- 0		NEUTRAL		0- 0	0- 0	1- 0		
5- 3	0- 0	0- 0		NON-CONFERENCE		0- 2	0- 0	5- 1		
2- 0	0- 0	0- 0		HOME		0- 0	0- 0	2- 0		
2- 3	0- 0	0- 0		AWAY		0- 2	0- 0	2- 1		
1- 0	0- 0	0- 0		NEUTRAL		0- 0	0- 0	1- 0		
9- 2	0- 0	0- 0		CONFERENCE		0- 0	5- 1	4- 1		
4- 0	0- 0	0- 0		HOME		0- 0	2- 0	2- 0		
5- 2	0- 0	0- 0		AWAY		0- 0	3- 1	2- 1		
0- 0	0- 0	0- 0		NEUTRAL		0- 0	0- 0	0- 0		

RPI 1-25				RPI 26-50				RPI 51-100				Team's RPI: 63				RPI 101+			
RPI	S	Opponent	Score	RPI	S	Opponent	Score	RPI	S	Opponent	Score	RPI	S	Opponent	Score	RPI	S	Opponent	Score

Non-Div I Games:	Carroll (MT)	75	44	Great Falls	75	42
------------------	--------------	----	----	-------------	----	----

Montana St.

■ Loss, ■ Non-Conf, S Site, H Home A Away N Neutral

Average RPI Win:	275	WON-LOST	WINNING	LAST 10	STRENGTH OF	OPP. STRENGTH	TEAM	ADJ.	CONF.	ADJ CONF.
Average RPI Loss:	156	RECORD	PCT. RANK	GAMES	SCHEDULE	OF SCHEDULE	RPI	RPI	RPI	RPI
DIV. I ONLY	16- 6	54	7- 3	341	226	188	188	26	26	
DIV. I NON-CONF.	8- 3	67	1- 0	349	136	209	209	26	26	
TOTALS	RPI 1-25	RPI 26-50	W-L RECORDS	RPI 51-100	RPI 101-150	RPI 150+				
16- 6	0- 1	0- 0	OVERALL	0- 2	0- 0	16- 3				
10- 2	0- 0	0- 0	HOME	0- 1	0- 0	10- 1				
6- 4	0- 1	0- 0	AWAY	0- 1	0- 0	6- 2				
0- 0	0- 0	0- 0	NEUTRAL	0- 0	0- 0	0- 0				
8- 3	0- 1	0- 0	NON-CONFERENCE	0- 1	0- 0	8- 1				
5- 1	0- 0	0- 0	HOME	0- 0	0- 0	5- 1				
3- 2	0- 1	0- 0	AWAY	0- 1	0- 0	3- 0				
0- 0	0- 0	0- 0	NEUTRAL	0- 0	0- 0	0- 0				
8- 3	0- 0	0- 0	CONFERENCE	0- 1	0- 0	8- 2				
5- 1	0- 0	0- 0	HOME	0- 1	0- 0	5- 0				
3- 2	0- 0	0- 0	AWAY	0- 0	0- 0	3- 2				
0- 0	0- 0	0- 0	NEUTRAL	0- 0	0- 0	0- 0				

RPI 1-25			RPI 26-50			RPI 51-100			RPI 101+ Team's RPI: 188		
RPI	S	Opponent	Score	RPI	S	Opponent	Score	RPI	S	Opponent	Score
16	A	Kentucky	47 74					64	A	West Virginia	53 94
								80	H	Belmont	59 91
								208	H	SIUE	69 66
								220	H	Miami (OH)	77 43
								235	A	Tennessee St.	66 69
								242	H	Canisius	77 68
								246	H	Murray St.	73 59
								248	A	Austin Peay	81 71
								260	A	Jacksonville St.	68 69
								261	A	UT Martin	89 68
								264	H	Eastern Mich.	78 73
								276	H	Tennessee Tech	79 65
								280	H	Georgia St.	50 68
								281	A	North Florida	84 65
								283	A	Southeast Mo. St.	82 72
								294	A	Kennesaw St.	71 50
								295	H	Lipscomb	73 53
								297	H	Eastern Ill.	66 62
								315	H	Eastern Ky.	80 54
								329	H	Chicago St.	63 55
								340	A	Florida A&M	53 48
LAST 12 Division I GAMES:											
283	A	Southeast Mo. St.	82 72	235	A	Tennessee St.	66 69				
246	H	Murray St.	73 59	208	H	SIUE	69 66				
260	A	Jacksonville St.	68 69	297	H	Eastern Ill.	66 62				
276	H	Tennessee Tech	79 65	261	A	UT Martin	89 68				
315	H	Eastern Ky.	80 54	248	A	Austin Peay	81 71				
80	H	Belmont	59 91	242	H	Canisius	77 68				

Non-Div I Games: Ky. Christian 100 52 Alice Lloyd 92 42

Morehead St.

■ Loss,
 ■ Non-Conf, S Site,
 ■ Home
 ■ Away
 N Neutral

Average RPI Win:	287	WON-LOST	WINNING	LAST 10	STRENGTH OF	OPP. STRENGTH	TEAM	ADJ.	CONF.	ADJ CONF.
Average RPI Loss:	256	RECORD	PCT. RANK	GAMES	SCHEDULE	OF SCHEDULE	RPI	RPI	RPI	RPI
DIV. I ONLY	2- 19	338	1- 9	325	349	347	347	32	32	
DIV. I NON-CONF.	1- 11	330	0- 3	200	349	327	327	31	31	
TOTALS	RPI 1-25	RPI 26-50	W-L RECORDS	RPI 51-100	RPI 101-150	RPI 150+				
2- 19	0- 0	0- 0	OVERALL	0- 1	0- 1	2- 17				
1- 5	0- 0	0- 0	HOME	0- 0	0- 0	1- 5				
1- 11	0- 0	0- 0	AWAY	0- 1	0- 1	1- 9				
0- 3	0- 0	0- 0	NEUTRAL	0- 0	0- 0	0- 3				
1- 11	0- 0	0- 0	NON-CONFERENCE	0- 1	0- 1	1- 9				
0- 2	0- 0	0- 0	HOME	0- 0	0- 0	0- 2				
1- 6	0- 0	0- 0	AWAY	0- 1	0- 1	1- 4				
0- 3	0- 0	0- 0	NEUTRAL	0- 0	0- 0	0- 3				
1- 8	0- 0	0- 0	CONFERENCE	0- 0	0- 0	1- 8				
1- 3	0- 0	0- 0	HOME	0- 0	0- 0	1- 3				
0- 5	0- 0	0- 0	AWAY	0- 0	0- 0	0- 5				
0- 0	0- 0	0- 0	NEUTRAL	0- 0	0- 0	0- 0				

RPI S	Opponent	Score	RPI S	Opponent	Score	RPI S	Opponent	Score	RPI S	Opponent	Score	Team's RPI: 347
						61 A	Dayton	42 61	120 A	Saint Louis	43 71	
									156 H	Brown	51 68	
									217 H	Robert Morris	44 58	
									222 N	Campbell	51 62	
									230 A	UMBC	69 61	
									243 A	Richmond	37 54	
									247 A	Bethune-Cookman	48 50	
									249 A	Marshall	43 62	
									259 A	Savannah St.	62 66	
									268 H	Norfolk St.	47 56	
									278 H	N.C. A&T	62 67	
									288 N	Ark.-Pine Bluff	44 53	
									292 A	Coppin St.	45 61	
									310 A	UMKC	56 64	
									315 N	Eastern Ky.	58 66	
									318 A	Mt. St. Mary's	50 65	
									340 A	Florida A&M	48 51	
									340 H	Florida A&M	26 61	
									341 A	South Carolina St.	46 50	
									344 H	N.C. Central	44 42	
LAST 12 Division I GAMES:												
344 H	N.C. Central	44 42	340 A	Florida A&M	48 51							
340 H	Florida A&M	26 61	247 A	Bethune-Cookman	48 50							
292 A	Coppin St.	45 61	268 H	Norfolk St.	47 56							
341 A	South Carolina St.	46 50	156 H	Brown	51 68							
259 A	Savannah St.	62 66	243 A	Richmond	37 54							
278 H	N.C. A&T	62 67	288 N	Ark.-Pine Bluff	44 53							

Non-Div I Games: Washington Adventis79 28

Morgan St.

■ Loss,
 ■ Non-Conf,
 ■ S Site,
 ■ Home
 ■ A Away
 N Neutral

Average RPI Win:	307	WON-LOST	WINNING	LAST 10	STRENGTH OF	OPP. STRENGTH	TEAM	ADJ.	CONF.	ADJ CONF.
Average RPI Loss:	211	RECORD	PCT. RANK	GAMES	SCHEDULE	OF SCHEDULE	RPI	RPI	RPI	RPI
DIV. I ONLY	8- 15	256	5- 5	306	340	318	318	31	31	
DIV. I NON-CONF.	2- 9	293	0- 0	240	295	329	329	32	32	
TOTALS	RPI 1-25	RPI 26-50	W-L RECORDS	RPI 51-100	RPI 101-150	RPI 150+				
8- 15	0- 1	0- 0	OVERALL	0- 1	0- 2	8- 11				
7- 5	0- 0	0- 0	HOME	0- 0	0- 0	7- 5				
1- 10	0- 1	0- 0	AWAY	0- 1	0- 2	1- 6				
0- 0	0- 0	0- 0	NEUTRAL	0- 0	0- 0	0- 0				
2- 9	0- 1	0- 0	NON-CONFERENCE	0- 1	0- 2	2- 5				
2- 3	0- 0	0- 0	HOME	0- 0	0- 0	2- 3				
0- 6	0- 1	0- 0	AWAY	0- 1	0- 2	0- 2				
0- 0	0- 0	0- 0	NEUTRAL	0- 0	0- 0	0- 0				
6- 6	0- 0	0- 0	CONFERENCE	0- 0	0- 0	6- 6				
5- 2	0- 0	0- 0	HOME	0- 0	0- 0	5- 2				
1- 4	0- 0	0- 0	AWAY	0- 0	0- 0	1- 4				
0- 0	0- 0	0- 0	NEUTRAL	0- 0	0- 0	0- 0				

RPI 1-25				RPI 26-50				RPI 51-100				RPI 101+ Team's RPI: 318			
RPI	S	Opponent	Score	RPI	S	Opponent	Score	RPI	S	Opponent	Score	RPI	S	Opponent	Score
17	A	Maryland	42 106					64	A	West Virginia	45 77	136	A	William & Mary	46 68
												141	A	Pittsburgh	54 89
												181	H	Fairfield	57 70
												206	A	Sacred Heart	45 49
												206	H	Sacred Heart	61 59
												213	H	Saint Francis (PA)	88 97
												217	H	Robert Morris	44 50
												240	H	UMES	52 63
												241	A	Loyola Maryland	53 58
												252	A	Howard	62 95
												292	H	Coppin St.	54 48
												300	A	Bryant	62 78
												300	H	Bryant	61 53
												305	A	Central Conn. St.	58 68
												305	H	Central Conn. St.	81 66
												312	H	Lehigh	57 74
												321	A	St. Francis Brooklyn	62 44
												333	A	LIU Brooklyn	60 63
												342	H	Wagner	66 47
												346	H	Fairleigh Dickinson	61 50
												347	H	Morgan St.	65 50
LAST 12 Division I GAMES:															
300	H	Bryant	61 53	346	H	Fairleigh Dickinson	61 50	213	H	Saint Francis (PA)	88 97				
305	H	Central Conn. St.	81 66	305	A	Central Conn. St.	58 68	300	A	Bryant	62 78				
206	H	Sacred Heart	61 59	342	H	Wagner	66 47								
217	H	Robert Morris	44 50	321	A	St. Francis Brooklyn	62 44	333	A	LIU Brooklyn	60 63				
206	A	Sacred Heart	45 49												

Non-Div I Games:

Mt. St. Mary's

Average RPI Win:	281	WON-LOST	WINNING	LAST 10	STRENGTH OF	OPP. STRENGTH	TEAM	ADJ.	CONF.	ADJ CONF.
Average RPI Loss:	196	RECORD	PCT. RANK	GAMES	SCHEDULE	OF SCHEDULE	RPI	RPI	RPI	RPI
DIV. I ONLY	11- 11	168	4- 6	317	313	246	246	26	26	
DIV. I NON-CONF.	6- 5	148	1- 0	330	321	241	241	26	26	
TOTALS	RPI 1-25	RPI 26-50	W-L RECORDS	RPI 51-100	RPI 101-150	RPI 150+				
11- 11	0- 0	0- 1	OVERALL	0- 1	0- 1	11- 8				
6- 3	0- 0	0- 0	HOME	0- 1	0- 0	6- 2				
4- 7	0- 0	0- 1	AWAY	0- 0	0- 0	4- 6				
1- 1	0- 0	0- 0	NEUTRAL	0- 0	0- 1	1- 0				
6- 5	0- 0	0- 1	NON-CONFERENCE	0- 0	0- 1	6- 3				
3- 1	0- 0	0- 0	HOME	0- 0	0- 0	3- 1				
2- 3	0- 0	0- 1	AWAY	0- 0	0- 0	2- 2				
1- 1	0- 0	0- 0	NEUTRAL	0- 0	0- 1	1- 0				
5- 6	0- 0	0- 0	CONFERENCE	0- 1	0- 0	5- 5				
3- 2	0- 0	0- 0	HOME	0- 1	0- 0	3- 1				
2- 4	0- 0	0- 0	AWAY	0- 0	0- 0	2- 4				
0- 0	0- 0	0- 0	NEUTRAL	0- 0	0- 0	0- 0				

RPI S	Opponent	Score	RPI S	Opponent	Score	RPI S	Opponent	Score	RPI S	Opponent	Score	Team's RPI: 246
45	A Ohio	70 79	80	H Belmont	69 87	135	N Abilene Christian	57 81	183	A Southern Ill.	63 70	
						187	A ETSU	60 79	188	A Morehead St.	59 73	
						208	A SIUE	84 77	235	H Tennessee St.	80 72	
						248	A Austin Peay	63 75	254	H UNCG	81 70	
						260	A Jacksonville St.	71 64	261	H UT Martin	70 90	
						262	A Northern Ky.	72 69	269	H Evansville	77 82	
						276	A Tennessee Tech	54 72	283	A Southeast Mo. St.	70 79	
						284	A Mississippi Val.	80 62	295	H Lipscomb	79 59	
						297	H Eastern Ill.	92 74	315	H Eastern Ky.	70 64	
						336	N Incarnate Word	72 68	349	H Alabama A&M	81 49	
LAST 12 Division I GAMES:												
315	H Eastern Ky.	70 64	208	A SIUE	84 77							
80	H Belmont	69 87	297	H Eastern Ill.	92 74							
188	A Morehead St.	59 73	276	A Tennessee Tech	54 72							
261	H UT Martin	70 90	260	A Jacksonville St.	71 64							
283	A Southeast Mo. St.	70 79	235	H Tennessee St.	80 72							
248	A Austin Peay	63 75	284	A Mississippi Val.	80 62							

Non-Div I Games: Eureka 101 59 MacMurray 93 37

Murray St.

■ Loss,
 ■ Non-Conf,
 ■ S Site,
 ■ H Home
 ■ A Away
 N Neutral

Average RPI Win:	277	WON-LOST	WINNING	LAST 10	STRENGTH OF	OPP. STRENGTH	TEAM	ADJ.	CONF.	ADJ CONF.
Average RPI Loss:	156	RECORD	PCT. RANK	GAMES	SCHEDULE	OF SCHEDULE	RPI	RPI	RPI	RPI
DIV. I ONLY	7- 13	249	5- 4	265	270	278	278	32	32	
DIV. I NON-CONF.	2- 9	293	1- 1	69	87	251	251	31	31	
TOTALS	RPI 1-25	RPI 26-50	W-L RECORDS	RPI 51-100	RPI 101-150	RPI 150+				
7- 13	0- 2	1- 0	OVERALL	0- 3	0- 1	6- 7				
4- 3	0- 2	1- 0	HOME	0- 0	0- 0	3- 1				
3- 6	0- 0	0- 0	AWAY	0- 1	0- 0	3- 5				
0- 4	0- 0	0- 0	NEUTRAL	0- 2	0- 1	0- 1				
2- 9	0- 2	1- 0	NON-CONFERENCE	0- 3	0- 1	1- 3				
2- 2	0- 2	1- 0	HOME	0- 0	0- 0	1- 0				
0- 3	0- 0	0- 0	AWAY	0- 1	0- 0	0- 2				
0- 4	0- 0	0- 0	NEUTRAL	0- 2	0- 1	0- 1				
5- 4	0- 0	0- 0	CONFERENCE	0- 0	0- 0	5- 4				
2- 1	0- 0	0- 0	HOME	0- 0	0- 0	2- 1				
3- 3	0- 0	0- 0	AWAY	0- 0	0- 0	3- 3				
0- 0	0- 0	0- 0	NEUTRAL	0- 0	0- 0	0- 0				

RPI 1-25				RPI 26-50				RPI 51-100				RPI 101+ Team's RPI: 278			
RPI	S	Opponent	Score	RPI	S	Opponent	Score	RPI	S	Opponent	Score	RPI	S	Opponent	Score
11	H	UCLA	42 83	45	H	Ohio	63 57	64	N	West Virginia	64 80	129	N	Ball St.	57 76
25	H	Auburn	36 68					74	N	Florida	38 67	154	A	Hampton	57 64
								90	A	FGCU	41 67	186	A	Appalachian St.	58 71
												232	N	Marist	64 69
												240	H	UMES	57 60
												252	H	Howard	63 55
												257	A	Ga. Southern	50 65
												261	H	UT Martin	74 59
												268	A	Norfolk St.	53 69
												292	A	Coppin St.	57 65
												344	A	N.C. Central	62 38
												345	A	Delaware St.	68 60
												345	H	Delaware St.	83 44
												347	A	Morgan St.	67 62
LAST 12 Division I GAMES:															
345	A	Delaware St.	68 60	240	H	UMES	57 60	345	H	Delaware St.	83 44				
268	A	Norfolk St.	53 69	154	A	Hampton	57 64	45	H	Ohio	63 57				
344	A	N.C. Central	62 38	11	H	UCLA	42 83	90	A	FGCU	41 67				
252	H	Howard	63 55												
347	A	Morgan St.	67 62												
292	A	Coppin St.	57 65												

Non-Div I Games: Francis Marion 72 65 Slippery Rock 70 59

N.C. A&T

Loss, Non-Conf, S Site, H Home A Away N Neutral

N.C. Central

Through Games Of Feb. 6, 2017

Average RPI Win:	292	WON-LOST	WINNING	LAST 10	STRENGTH OF	OPP. STRENGTH	TEAM	ADJ.	CONF.	ADJ CONF.
Average RPI Loss:	230	RECORD	PCT. RANK	GAMES	SCHEDULE	OF SCHEDULE	RPI	RPI	RPI	RPI
DIV. I ONLY	3- 16	325	3- 7	330	336	344	344	32	32	
DIV. I NON-CONF.	0- 10	335	0- 3	223	307	345	345	31	31	
TOTALS	RPI 1-25	RPI 26-50	W-L RECORDS	RPI 51-100	RPI 101-150	RPI 150+				
3- 16	0- 0	0- 1	OVERALL	0- 1	0- 1	3- 13				
2- 6	0- 0	0- 0	HOME	0- 0	0- 0	2- 6				
1- 10	0- 0	0- 1	AWAY	0- 1	0- 1	1- 7				
0- 0	0- 0	0- 0	NEUTRAL	0- 0	0- 0	0- 0				
0- 10	0- 0	0- 1	NON-CONFERENCE	0- 1	0- 1	0- 7				
0- 4	0- 0	0- 0	HOME	0- 0	0- 0	0- 4				
0- 6	0- 0	0- 1	AWAY	0- 1	0- 1	0- 3				
0- 0	0- 0	0- 0	NEUTRAL	0- 0	0- 0	0- 0				
3- 6	0- 0	0- 0	CONFERENCE	0- 0	0- 0	3- 6				
2- 2	0- 0	0- 0	HOME	0- 0	0- 0	2- 2				
1- 4	0- 0	0- 0	AWAY	0- 0	0- 0	1- 4				
0- 0	0- 0	0- 0	NEUTRAL	0- 0	0- 0	0- 0				

RPI 1-25			RPI 26-50			RPI 51-100			RPI 101+ Team's RPI: 344		
RPI	S	Opponent	Score	RPI	S	RPI	S	Opponent	Score		
				36	A	94	A	North Carolina St.	33	83	
								Purdue	27	61	
								Old Dominion	52	83	
								Hampton	36	60	
								Campbell	30	61	
								Wofford	54	64	
								Coastal Caro.	50	66	
								UMES	68	59	
								Presbyterian	63	72	
								Howard	50	73	
								UNCG	51	64	
								Furman	40	60	
								Norfolk St.	40	71	
								N.C. A&T	38	62	
								Coppin St.	58	46	
								USC Upstate	58	68	
								Delaware St.	51	55	
								Delaware St.	68	63	
								Morgan St.	42	44	
LAST 12 Division I GAMES:											
292	A	Coppin St.	58	46	268	A	Norfolk St.	40	71		
347	A	Morgan St.	42	44	345	H	Delaware St.	68	63		
345	A	Delaware St.	51	55	240	H	UMES	68	59		
278	H	N.C. A&T	38	62	317	H	USC Upstate	58	68		
252	H	Howard	50	73	255	A	Furman	40	60		
154	A	Hampton	36	60	244	H	Presbyterian	63	72		

Non-Div I Games: Johnson & Wales (NC75 38 Pfeiffer 47 50

N.C. Central

Loss, Non-Conf, S Site, H Home A Away N Neutral

Average RPI Win:	309	WON-LOST	WINNING	LAST 10	STRENGTH OF	OPP. STRENGTH	TEAM	ADJ.	CONF.	ADJ CONF.
Average RPI Loss:	184	RECORD	PCT. RANK	GAMES	SCHEDULE	OF SCHEDULE	RPI	RPI	RPI	RPI
DIV. I ONLY	8- 13	238	4- 6	336	269	306	306	24	24	
DIV. I NON-CONF.	5- 8	218	2- 1	339	319	309	309	23	23	
TOTALS	RPI 1-25	RPI 26-50	W-L RECORDS	RPI 51-100	RPI 101-150	RPI 150+				
8- 13	0- 0	0- 1	OVERALL	0- 3	0- 3	8- 6				
4- 4	0- 0	0- 0	HOME	0- 1	0- 1	4- 2				
3- 9	0- 0	0- 1	AWAY	0- 2	0- 2	3- 4				
1- 0	0- 0	0- 0	NEUTRAL	0- 0	0- 0	1- 0				
5- 8	0- 0	0- 1	NON-CONFERENCE	0- 1	0- 2	5- 4				
2- 3	0- 0	0- 0	HOME	0- 0	0- 1	2- 2				
2- 5	0- 0	0- 1	AWAY	0- 1	0- 1	2- 2				
1- 0	0- 0	0- 0	NEUTRAL	0- 0	0- 0	1- 0				
3- 5	0- 0	0- 0	CONFERENCE	0- 2	0- 1	3- 2				
2- 1	0- 0	0- 0	HOME	0- 1	0- 0	2- 0				
1- 4	0- 0	0- 0	AWAY	0- 1	0- 1	1- 2				
0- 0	0- 0	0- 0	NEUTRAL	0- 0	0- 0	0- 0				

RPI S	Opponent	Score	RPI S	Opponent	Score	RPI S	Opponent	Score	RPI S	Opponent	Score	Team's RPI: 306
35	A Harvard	38 59	58	A Bucknell	36 67	111	A Saint Joseph's	36 75				
			81	H Jacksonville	56 75	134	A Stetson	43 77				
			90	A FGCU	53 73	142	H Columbia	51 65				
						205	H Binghamton	44 68				
						252	H Howard	70 55				
						271	A Vermont	42 64				
						281	H North Florida	64 62				
						294	A Kennesaw St.	64 75				
						295	A Lipscomb	76 53				
						295	H Lipscomb	76 68				
						312	A Lehigh	52 84				
						317	A USC Upstate	58 75				
						329	A Chicago St.	57 42				
						333	N LIU Brooklyn	50 48				
						342	H Wagner	68 45				
						345	A Delaware St.	57 43				
						346	H Fairleigh Dickinson	61 66				
LAST 12 Division I GAMES:												
295	A Lipscomb	76 53	281	H North Florida	64 62							
294	A Kennesaw St.	64 75	317	A USC Upstate	58 75							
295	H Lipscomb	76 68	142	H Columbia	51 65							
134	A Stetson	43 77	329	A Chicago St.	57 42							
90	A FGCU	53 73	252	H Howard	70 55							
81	H Jacksonville	56 75	111	A Saint Joseph's	36 75							

Non-Div I Games: St. Joseph's (Brkln87 53 Rutgers-Newark 83 52

NJIT

Loss, Non-Conf, S Site, H Home A Away N Neutral

Average RPI Win: 255	WON-LOST	WINNING	LAST 10	STRENGTH OF	OPP. STRENGTH	TEAM	ADJ.	CONF.	ADJ CONF.
Average RPI Loss: 106	RECORD	PCT. RANK	GAMES	SCHEDULE	OF SCHEDULE	RPI	RPI	RPI	RPI
DIV. I ONLY	15- 6	63	9- 1	275	211	122	122	23	23
DIV. I NON-CONF.	6- 4	126	0- 1	209	106	123	123	25	25
TOTALS	RPI 1-25	RPI 26-50	W-L RECORDS	RPI 51-100	RPI 101-150	RPI 150+			
15- 6	0- 1	0- 0	OVERALL	0- 2	1- 1	14- 2			
8- 1	0- 0	0- 0	HOME	0- 0	1- 0	7- 1			
7- 4	0- 1	0- 0	AWAY	0- 2	0- 0	7- 1			
0- 1	0- 0	0- 0	NEUTRAL	0- 0	0- 1	0- 0			
6- 4	0- 1	0- 0	NON-CONFERENCE	0- 1	1- 1	5- 1			
4- 0	0- 0	0- 0	HOME	0- 0	1- 0	3- 0			
2- 3	0- 1	0- 0	AWAY	0- 1	0- 0	2- 1			
0- 1	0- 0	0- 0	NEUTRAL	0- 0	0- 1	0- 0			
9- 2	0- 0	0- 0	CONFERENCE	0- 1	0- 0	9- 1			
4- 1	0- 0	0- 0	HOME	0- 0	0- 0	4- 1			
5- 1	0- 0	0- 0	AWAY	0- 1	0- 0	5- 0			
0- 0	0- 0	0- 0	NEUTRAL	0- 0	0- 0	0- 0			

RPI 1-25				RPI 26-50				RPI 51-100				RPI 101+ Team's RPI: 122			
RPI	S	Opponent	Score	RPI	S	Opponent	Score	RPI	S	Opponent	Score	RPI	S	Opponent	Score
14	A	Tennessee	55 85					58	A	Bucknell	64 67	121	N	Arkansas	67 70
								59	A	Wake Forest	65 75	147	H	Iona	73 68
												155	A	George Mason	64 68
												170	A	Army West Point	63 58
												182	H	Hofstra	78 69
												194	H	Cleveland St.	88 63
												231	A	Colgate	80 67
												231	H	Colgate	61 69
												241	H	Loyola Maryland	77 51
												265	H	Liberty	67 66
												275	A	Boston U.	62 59
												275	H	Boston U.	55 41
												290	A	Nevada	79 62
												304	A	Holy Cross	73 71
												304	H	Holy Cross	57 56
												312	A	Lehigh	66 64
												313	A	Air Force	64 46
												322	H	Lafayette	76 41
LAST 12 Division I GAMES:															
231	H	Colgate	61 69	241	H	Loyola Maryland	77 51								
275	H	Boston U.	55 41	231	A	Colgate	80 67								
304	A	Holy Cross	73 71	275	A	Boston U.	62 59								
170	A	Army West Point	63 58	304	H	Holy Cross	57 56								
312	A	Lehigh	66 64	58	A	Bucknell	64 67								
322	H	Lafayette	76 41	155	A	George Mason	64 68								

Non-Div I Games: Goucher 93 40

Navy

Nebraska

Through Games Of Feb. 6, 2017

Average RPI Win:	175	WON-LOST	WINNING	LAST 10	STRENGTH OF	OPP. STRENGTH	TEAM	ADJ.	CONF.	ADJ CONF.
Average RPI Loss:	52	RECORD	PCT. RANK	GAMES	SCHEDULE	OF SCHEDULE	RPI	RPI	RPI	RPI
DIV. I ONLY	5- 18	309	1- 9	12	24	179	179	6	6	
DIV. I NON-CONF.	4- 8	230	0- 1	12	12	149	149	6	6	
TOTALS	RPI 1-25	RPI 26-50	W-L RECORDS	RPI 51-100	RPI 101-150	RPI 150+				
5- 18	0- 3	0- 8	OVERALL	1- 6	0- 0	4- 1				
5- 8	0- 2	0- 4	HOME	1- 2	0- 0	4- 0				
0- 8	0- 1	0- 4	AWAY	0- 2	0- 0	0- 1				
0- 2	0- 0	0- 0	NEUTRAL	0- 2	0- 0	0- 0				
4- 8	0- 2	0- 4	NON-CONFERENCE	1- 2	0- 0	3- 0				
4- 4	0- 1	0- 3	HOME	1- 0	0- 0	3- 0				
0- 2	0- 1	0- 1	AWAY	0- 0	0- 0	0- 0				
0- 2	0- 0	0- 0	NEUTRAL	0- 2	0- 0	0- 0				
1- 10	0- 1	0- 4	CONFERENCE	0- 4	0- 0	1- 1				
1- 4	0- 1	0- 1	HOME	0- 2	0- 0	1- 0				
0- 6	0- 0	0- 3	AWAY	0- 2	0- 0	0- 1				
0- 0	0- 0	0- 0	NEUTRAL	0- 0	0- 0	0- 0				

RPI 1-25				RPI 26-50				RPI 51-100				RPI 101+ Team's RPI: 179			
RPI	S	Opponent	Score	RPI	S	Opponent	Score	RPI	S	Opponent	Score	RPI	S	Opponent	Score
1	H	UConn	41 84	29	H	Michigan	51 84	51	H	Northwestern	58 62	163	H	Omaha	66 58
17	H	Maryland	49 93	30	H	Missouri	35 55	52	H	Minnesota	69 79	189	H	Rutgers	62 58
22	A	Creighton	64 80	31	A	Ohio St.	75 95	56	N	Washington St.	65 79	192	A	Illinois	59 79
				32	H	Drake	70 84	65	H	Colorado St.	62 59	207	H	San Jose St.	83 61
				40	H	California	65 86	69	N	Virginia	51 73	253	H	UTRGV	71 53
				44	A	Virginia Tech	67 76	84	A	Penn St.	69 86				
				46	A	Michigan St.	73 93	94	A	Purdue	45 88				
				50	A	Iowa	72 75								
LAST 12 Division I GAMES:															
52	H	Minnesota	69 79	189	H	Rutgers	62 58								
31	A	Ohio St.	75 95	46	A	Michigan St.	73 93								
94	A	Purdue	45 88	17	H	Maryland	49 93								
29	H	Michigan	51 84	50	A	Iowa	72 75								
84	A	Penn St.	69 86	51	H	Northwestern	58 62								
192	A	Illinois	59 79	1	H	UConn	41 84								

Non-Div I Games:

Nebraska

■ Loss,
■ Non-Conf, S Site,
■ Home
■ Away
N Neutral

Average RPI Win: 237	WON-LOST	WINNING	LAST 10	STRENGTH OF	OPP. STRENGTH	TEAM	ADJ.	CONF.	ADJ CONF.
Average RPI Loss: 170	RECORD	PCT. RANK	GAMES	SCHEDULE	OF SCHEDULE	RPI	RPI	RPI	RPI
DIV. I ONLY	7- 13	249	2- 8	281	164	290	290	13	13
DIV. I NON-CONF.	5- 5	165	1- 0	316	213	270	270	15	15
TOTALS	RPI 1-25	RPI 26-50	W-L RECORDS	RPI 51-100	RPI 101-150	RPI 150+			
7- 13	0- 0	0- 0	OVERALL	1- 1	0- 5	6- 7			
4- 8	0- 0	0- 0	HOME	1- 1	0- 4	3- 3			
3- 5	0- 0	0- 0	AWAY	0- 0	0- 1	3- 4			
0- 0	0- 0	0- 0	NEUTRAL	0- 0	0- 0	0- 0			
5- 5	0- 0	0- 0	NON-CONFERENCE	0- 1	0- 2	5- 2			
3- 4	0- 0	0- 0	HOME	0- 1	0- 2	3- 1			
2- 1	0- 0	0- 0	AWAY	0- 0	0- 0	2- 1			
0- 0	0- 0	0- 0	NEUTRAL	0- 0	0- 0	0- 0			
2- 8	0- 0	0- 0	CONFERENCE	1- 0	0- 3	1- 5			
1- 4	0- 0	0- 0	HOME	1- 0	0- 2	0- 2			
1- 4	0- 0	0- 0	AWAY	0- 0	0- 1	1- 3			
0- 0	0- 0	0- 0	NEUTRAL	0- 0	0- 0	0- 0			

RPI 1-25				RPI 26-50				RPI 51-100				RPI 101+				Team's RPI: 290	
RPI	S	Opponent	Score	RPI	S	Opponent	Score	RPI	S	Opponent	Score	RPI	S	Opponent	Score		
								70	H	Utah	50	80	102	H	Long Beach St.	93	97
								85	H	Boise St.	69	62	104	H	Wyoming	59	72
													122	H	Navy	62	79
													145	A	New Mexico	50	59
													145	H	New Mexico	63	69
													167	A	Fresno St.	54	68
													167	H	Fresno St.	70	71
													168	H	Memphis	75	67
													201	H	Utah St.	69	81
													207	A	San Jose St.	84	107
													218	A	San Diego	54	70
													234	A	San Diego St.	78	83
													236	H	Hawaii	67	59
													273	H	Portland	72	59
													277	A	Sacramento St.	99	95
													308	A	Pepperdine	69	60
													313	A	Air Force	56	51
													327	H	UC Irvine	59	72
LAST 12 Division I GAMES:																	
201	H	Utah St.	69	81	145	H	New Mexico	63	69								
145	A	New Mexico	50	59	234	A	San Diego St.	78	83								
85	H	Boise St.	69	62	167	H	Fresno St.	70	71								
167	A	Fresno St.	54	68	207	A	San Jose St.	84	107								
313	A	Air Force	56	51	236	H	Hawaii	67	59								
104	H	Wyoming	59	72	218	A	San Diego	54	70								

Non-Div I Games: Holy Names 70 42

Nevada

Average RPI Win:	237	WON-LOST	WINNING	LAST 10	STRENGTH OF	OPP. STRENGTH	TEAM	ADJ.	CONF.	ADJ CONF.
Average RPI Loss:	102	RECORD	PCT. RANK	GAMES	SCHEDULE	OF SCHEDULE	RPI	RPI	RPI	RPI
DIV. I ONLY	18- 4	16	9- 1	279	224	99	99	22	22	
DIV. I NON-CONF.	9- 3	63	2- 0	302	222	131	131	22	22	
TOTALS	RPI 1-25	RPI 26-50	W-L RECORDS	RPI 51-100	RPI 101-150	RPI 150+				
18- 4	0- 1	0- 0	OVERALL	0- 1	2- 1	16- 1				
10- 1	0- 0	0- 0	HOME	0- 0	2- 0	8- 1				
8- 3	0- 1	0- 0	AWAY	0- 1	0- 1	8- 0				
0- 0	0- 0	0- 0	NEUTRAL	0- 0	0- 0	0- 0				
9- 3	0- 1	0- 0	NON-CONFERENCE	0- 1	0- 0	9- 1				
5- 1	0- 0	0- 0	HOME	0- 0	0- 0	5- 1				
4- 2	0- 1	0- 0	AWAY	0- 1	0- 0	4- 0				
0- 0	0- 0	0- 0	NEUTRAL	0- 0	0- 0	0- 0				
9- 1	0- 0	0- 0	CONFERENCE	0- 0	2- 1	7- 0				
5- 0	0- 0	0- 0	HOME	0- 0	2- 0	3- 0				
4- 1	0- 0	0- 0	AWAY	0- 0	0- 1	4- 0				
0- 0	0- 0	0- 0	NEUTRAL	0- 0	0- 0	0- 0				

RPI 1-25				RPI 26-50				RPI 51-100				Team's RPI: 99				RPI 101+			
RPI	S	Opponent	Score	RPI	S	Opponent	Score	RPI	S	Opponent	Score	RPI	S	Opponent	Score	RPI	S	Opponent	Score
16	A	Kentucky	43 92					92	A	Cornell	56 61	118	H	Maine	50 44				
												148	A	Albany (NY)	55 64				
												148	H	Albany (NY)	71 58				
												151	H	Yale	58 64				
												166	H	Hartford	58 50				
												185	A	Northeastern	66 63				
												199	A	Siena	77 67				
												205	A	Binghamton	70 62				
												206	H	Sacred Heart	71 43				
												214	H	Dartmouth	64 47				
												230	H	UMBC	60 50				
												251	A	Stony Brook	56 45				
												251	H	Stony Brook	49 46				
												266	A	Manhattan	59 42				
												271	A	Vermont	57 49				
												275	A	Boston U.	59 51				
												300	H	Bryant	62 60				
												305	H	Central Conn. St.	56 52				
												339	A	UMass Lowell	76 57				
												342	H	Wagner	73 40				
LAST 12 Division I GAMES:																			
148	A	Albany (NY)	55 64	271	A	Vermont	57 49												
251	A	Stony Brook	56 45	205	A	Binghamton	70 62												
230	H	UMBC	60 50	148	H	Albany (NY)	71 58												
339	A	UMass Lowell	76 57	251	H	Stony Brook	49 46												
166	H	Hartford	58 50	214	H	Dartmouth	64 47												
118	H	Maine	50 44	266	A	Manhattan	59 42												

Non-Div I Games: New England Col. 58 38

New Hampshire

■ Loss,
 ■ Non-Conf, S Site,
 ■ Home
 ■ Away
 N Neutral

Average RPI Win:	217	WON-LOST	WINNING	LAST 10	STRENGTH OF	OPP. STRENGTH	TEAM	ADJ.	CONF.	ADJ CONF.
Average RPI Loss:	92	RECORD	PCT. RANK	GAMES	SCHEDULE	OF SCHEDULE	RPI	RPI	RPI	RPI
DIV. I ONLY	12- 10	149	5- 4	116	143	145	145	13	13	
DIV. I NON-CONF.	4- 6	209	0- 0	167	111	239	239	15	15	
TOTALS	RPI 1-25	RPI 26-50	W-L RECORDS	RPI 51-100	RPI 101-150	RPI 150+				
12- 10	0- 0	0- 1	OVERALL	1- 5	1- 3	10- 1				
8- 5	0- 0	0- 0	HOME	1- 3	1- 2	6- 0				
4- 5	0- 0	0- 1	AWAY	0- 2	0- 1	4- 1				
0- 0	0- 0	0- 0	NEUTRAL	0- 0	0- 0	0- 0				
4- 6	0- 0	0- 1	NON-CONFERENCE	0- 2	1- 2	3- 1				
4- 3	0- 0	0- 0	HOME	0- 1	1- 2	3- 0				
0- 3	0- 0	0- 1	AWAY	0- 1	0- 0	0- 1				
0- 0	0- 0	0- 0	NEUTRAL	0- 0	0- 0	0- 0				
8- 4	0- 0	0- 0	CONFERENCE	1- 3	0- 1	7- 0				
4- 2	0- 0	0- 0	HOME	1- 2	0- 0	3- 0				
4- 2	0- 0	0- 0	AWAY	0- 1	0- 1	4- 0				
0- 0	0- 0	0- 0	NEUTRAL	0- 0	0- 0	0- 0				

RPI 1-25				RPI 26-50				RPI 51-100				RPI 101+				Team's RPI: 145
RPI	S	Opponent	Score	RPI	S	Opponent	Score	RPI	S	Opponent	Score	RPI	S	Opponent	Score	
				43	A	Marquette	52 62	52	H	Minnesota	65 69	101	H	SMU	64 49	
								62	A	Texas Tech	58 69	104	A	Wyoming	52 68	
								65	H	Colorado St.	63 78	111	H	Saint Joseph's	67 79	
								79	A	UNLV	42 56	130	H	Tulsa	64 67	
								79	H	UNLV	52 61	167	A	Fresno St.	80 54	
								85	H	Boise St.	75 68	196	A	New Mexico St.	70 77	
												196	H	New Mexico St.	84 55	
												201	A	Utah St.	68 58	
												201	H	Utah St.	78 67	
												207	A	San Jose St.	82 72	
												234	H	San Diego St.	85 42	
												287	H	UTEP	79 66	
												290	A	Nevada	69 63	
												290	H	Nevada	59 50	
												346	H	Fairleigh Dickinson	83 56	
LAST 12 Division I GAMES:																
207	A	San Jose St.	82 72	65	H	Colorado St.	63 78									
79	H	UNLV	52 61	79	A	UNLV	42 56									
290	H	Nevada	59 50	290	A	Nevada	69 63									
201	A	Utah St.	68 58	201	H	Utah St.	78 67									
104	A	Wyoming	52 68	234	H	San Diego St.	85 42									
85	H	Boise St.	75 68	167	A	Fresno St.	80 54									

Non-Div I Games: Northern N.M. 87 47

New Mexico

■ Loss,
 ■ Non-Conf, S Site,
 ■ Home
 ■ Away
 N Neutral

Average RPI Win: 275		WON-LOST	WINNING	LAST 10	STRENGTH OF		OPP. STRENGTH	TEAM	ADJ.	CONF.	ADJ CONF.
Average RPI Loss: 132		RECORD	PCT. RANK	GAMES	SCHEDULE		OF SCHEDULE	RPI	RPI	RPI	RPI
DIV. I ONLY		14- 6	71	8- 1	342		162	196	196	29	29
DIV. I NON-CONF.		6- 6	165	0- 3	299		105	217	217	29	29
TOTALS		RPI 1-25	RPI 26-50		W-L RECORDS		RPI 51-100	RPI 101-150		RPI 150+	
14- 6	0- 0	0- 1		OVERALL		0- 1	1- 2		13- 2		
7- 1	0- 0	0- 0		HOME		0- 0	1- 1		6- 0		
6- 2	0- 0	0- 0		AWAY		0- 0	0- 1		6- 1		
1- 3	0- 0	0- 1		NEUTRAL		0- 1	0- 0		1- 1		
6- 6	0- 0	0- 1		NON-CONFERENCE		0- 1	1- 2		5- 2		
3- 1	0- 0	0- 0		HOME		0- 0	1- 1		2- 0		
2- 2	0- 0	0- 0		AWAY		0- 0	0- 1		2- 1		
1- 3	0- 0	0- 1		NEUTRAL		0- 1	0- 0		1- 1		
8- 0	0- 0	0- 0		CONFERENCE		0- 0	0- 0		8- 0		
4- 0	0- 0	0- 0		HOME		0- 0	0- 0		4- 0		
4- 0	0- 0	0- 0		AWAY		0- 0	0- 0		4- 0		
0- 0	0- 0	0- 0		NEUTRAL		0- 0	0- 0		0- 0		

RPI 1-25				RPI 26-50				RPI 51-100				RPI 101+				Team's RPI: 196	
RPI	S	Opponent	Score	RPI	S	Opponent	Score	RPI	S	Opponent	Score	RPI	S	Opponent	Score		
				49	N	Quinnipiac	46 49	79	N	UNLV	47 52	125	H	Arizona	63 74		
												145	A	New Mexico	55 84		
												145	H	New Mexico	77 70		
												158	N	Santa Clara	46 60		
												207	H	San Jose St.	66 55		
												215	H	Seattle U	73 69		
												223	A	Grand Canyon	81 65		
												236	A	Hawaii	53 56		
												277	N	Sacramento St.	99 73		
												287	A	UTEP	67 59		
												289	A	CSU Bakersfield	64 55		
												296	A	Northern Ariz.	79 68		
												308	H	Pepperdine	75 66		
												310	A	UMKC	60 43		
												310	H	UMKC	78 72		
												329	A	Chicago St.	65 54		
												329	H	Chicago St.	100 63		
												331	H	Utah Valley	63 46		
LAST 12 Division I GAMES:																	
				329	A	Chicago St.	65 54	329	H	Chicago St.	100 63						
				331	H	Utah Valley	63 46	310	H	UMKC	78 72						
				215	H	Seattle U	73 69	158	N	Santa Clara	46 60						
				310	A	UMKC	60 43	79	N	UNLV	47 52						
				289	A	CSU Bakersfield	64 55	49	N	Quinnipiac	46 49						
				223	A	Grand Canyon	81 65	287	A	UTEP	67 59						

Non-Div I Games:	N.M. Highlands	94	37	Western N.M.	85	28
------------------	----------------	----	----	--------------	----	----

New Mexico St.

Loss, Non-Conf, S Site, H Home A Away N Neutral

Average RPI Win:	294	WON-LOST	WINNING	LAST 10	STRENGTH OF	OPP. STRENGTH	TEAM	ADJ.	CONF.	ADJ CONF.
Average RPI Loss:	118	RECORD	PCT. RANK	GAMES	SCHEDULE	OF SCHEDULE	RPI	RPI	RPI	RPI
DIV. I ONLY	8- 10	210	5- 5	178	288	195	195	27	27	
DIV. I NON-CONF.	2- 5	259	0- 0	79	132	180	180	27	27	
TOTALS	RPI 1-25	RPI 26-50	W-L RECORDS	RPI 51-100	RPI 101-150	RPI 150+				
8- 10	0- 1	0- 0	OVERALL	0- 1	0- 7	8- 1				
4- 3	0- 0	0- 0	HOME	0- 0	0- 2	4- 1				
4- 7	0- 1	0- 0	AWAY	0- 1	0- 5	4- 0				
0- 0	0- 0	0- 0	NEUTRAL	0- 0	0- 0	0- 0				
2- 5	0- 1	0- 0	NON-CONFERENCE	0- 1	0- 2	2- 1				
1- 1	0- 0	0- 0	HOME	0- 0	0- 0	1- 1				
1- 4	0- 1	0- 0	AWAY	0- 1	0- 2	1- 0				
0- 0	0- 0	0- 0	NEUTRAL	0- 0	0- 0	0- 0				
6- 5	0- 0	0- 0	CONFERENCE	0- 0	0- 5	6- 0				
3- 2	0- 0	0- 0	HOME	0- 0	0- 2	3- 0				
3- 3	0- 0	0- 0	AWAY	0- 0	0- 3	3- 0				
0- 0	0- 0	0- 0	NEUTRAL	0- 0	0- 0	0- 0				

RPI 1-25				RPI 26-50				RPI 51-100				RPI 101+ Team's RPI: 195			
RPI	S	Opponent	Score	RPI	S	Opponent	Score	RPI	S	Opponent	Score	RPI	S	Opponent	Score
6	A	Texas	48 80					71	A	Iowa St.	63 100	110	A	SFA	61 88
												115	H	Central Ark.	51 55
												116	A	Alabama	57 78
												117	A	Southern Miss.	53 78
												131	A	Lamar University	42 73
												131	H	Lamar University	55 66
												135	A	Abilene Christian	55 68
												203	H	Texas Southern	63 57
												250	H	South Ala.	62 65
												260	A	Jacksonville St.	81 79
												263	A	McNeese	71 59
												303	H	A&M-Corpus Christi	75 54
												307	H	Nicholls St.	81 77
												336	A	Incarinate Word	71 67
												337	A	Houston Baptist	73 63
												343	H	Sam Houston St.	78 49
LAST 12 Division I GAMES:															
307	H	Nicholls St.	81 77	343	H	Sam Houston St.	78 49								
131	H	Lamar University	55 66	336	A	Incarinate Word	71 67								
110	A	SFA	61 88	131	A	Lamar University	42 73								
263	A	McNeese	71 59	135	A	Abilene Christian	55 68								
115	H	Central Ark.	51 55	303	H	A&M-Corpus Christi	75 54								
337	A	Houston Baptist	73 63	6	A	Texas	48 80								

Non-Div I Games: Blue Mountain 75 37 Crowley's Ridge 123 33 Trinity Baptist 100 35

New Orleans

Loss, Non-Conf, S Site, H Home A Away N Neutral

Niagara

Through Games Of Feb. 6, 2017

Average RPI Win:	222	WON-LOST	WINNING	LAST 10	STRENGTH OF	OPP. STRENGTH	TEAM	ADJ.	CONF.	ADJ CONF.
Average RPI Loss:	129	RECORD	PCT. RANK	GAMES	SCHEDULE	OF SCHEDULE	RPI	RPI	RPI	RPI
DIV. I ONLY	6- 17	295	2- 8	70	204	219	219	17	17	
DIV. I NON-CONF.	3- 6	230	0- 0	5	159	87	87	17	17	
TOTALS	RPI 1-25	RPI 26-50	W-L RECORDS	RPI 51-100	RPI 101-150	RPI 150+				
6- 17	0- 1	0- 4	OVERALL	0- 2	0- 4	6- 6				
4- 7	0- 1	0- 1	HOME	0- 0	0- 2	4- 3				
2- 10	0- 0	0- 3	AWAY	0- 2	0- 2	2- 3				
0- 0	0- 0	0- 0	NEUTRAL	0- 0	0- 0	0- 0				
3- 6	0- 1	0- 2	NON-CONFERENCE	0- 2	0- 1	3- 0				
2- 1	0- 1	0- 0	HOME	0- 0	0- 0	2- 0				
1- 5	0- 0	0- 2	AWAY	0- 2	0- 1	1- 0				
0- 0	0- 0	0- 0	NEUTRAL	0- 0	0- 0	0- 0				
3- 11	0- 0	0- 2	CONFERENCE	0- 0	0- 3	3- 6				
2- 6	0- 0	0- 1	HOME	0- 0	0- 2	2- 3				
1- 5	0- 0	0- 1	AWAY	0- 0	0- 1	1- 3				
0- 0	0- 0	0- 0	NEUTRAL	0- 0	0- 0	0- 0				

RPI S	Opponent	Score	RPI S	Opponent	Score	RPI S	Opponent	Score	RPI S	Opponent	Score	Team's RPI: 219
17	H Maryland	64 96	29	A Michigan	35 107	68	A Buffalo	63 73	113	A Fordham	69 92	
			34	A Syracuse	60 109	72	A Drexel	57 69	128	H Rider	58 78	
			49	A Quinnipiac	45 61				147	A Iona	61 68	
			49	H Quinnipiac	64 71				147	H Iona	55 65	
									166	H Hartford	75 62	
									181	A Fairfield	63 66	
									181	H Fairfield	55 65	
									194	A Cleveland St.	67 49	
									199	A Siena	53 71	
									216	H St. Bonaventure	65 43	
									224	H Monmouth	66 45	
									232	H Marist	58 60	
									242	H Canisius	57 65	
									266	A Manhattan	62 59	
									266	H Manhattan	65 42	
									311	A Saint Peter's	66 78	
LAST 12 Division I GAMES:												
266	H Manhattan	65 42	266	A Manhattan	62 59							
147	H Iona	55 65	147	A Iona	61 68							
181	A Fairfield	63 66	232	H Marist	58 60							
49	A Quinnipiac	45 61	49	H Quinnipiac	64 71							
181	H Fairfield	55 65	199	A Siena	53 71							
242	H Canisius	57 65	311	A Saint Peter's	66 78							

Non-Div I Games:

Niagara

■ Loss,
 ■ Non-Conf, S Site,
 ■ Home
 ■ Away
 N Neutral

Average RPI Win:	295	WON-LOST	WINNING	LAST 10	STRENGTH OF	OPP. STRENGTH	TEAM	ADJ.	CONF.	ADJ CONF.
Average RPI Loss:	200	RECORD	PCT. RANK	GAMES	SCHEDULE	OF SCHEDULE	RPI	RPI	RPI	RPI
DIV. I ONLY	8- 14	241	5- 5	327	319	307	307	27	27	
DIV. I NON-CONF.	3- 8	262	0- 1	274	328	304	304	27	27	
TOTALS	RPI 1-25	RPI 26-50	W-L RECORDS	RPI 51-100	RPI 101-150	RPI 150+				
8- 14	0- 0	0- 0	OVERALL	0- 2	1- 3	7- 9				
5- 3	0- 0	0- 0	HOME	0- 0	1- 2	4- 1				
3- 10	0- 0	0- 0	AWAY	0- 0	0- 0	3- 1				
0- 1	0- 0	0- 0	NEUTRAL	0- 0	0- 0	0- 1				
3- 8	0- 0	0- 0	NON-CONFERENCE	0- 2	0- 1	3- 5				
2- 1	0- 0	0- 0	HOME	0- 0	0- 1	2- 0				
1- 6	0- 0	0- 0	AWAY	0- 2	0- 0	1- 4				
0- 1	0- 0	0- 0	NEUTRAL	0- 0	0- 0	0- 1				
5- 6	0- 0	0- 0	CONFERENCE	0- 0	1- 2	4- 4				
3- 2	0- 0	0- 0	HOME	0- 0	1- 1	2- 1				
2- 4	0- 0	0- 0	AWAY	0- 0	0- 1	2- 3				
0- 0	0- 0	0- 0	NEUTRAL	0- 0	0- 0	0- 0				

RPI	S	Opponent	Score	RPI	S	Opponent	Score	RPI	S	Opponent	Score	RPI	S	Opponent	Score	Team's RPI: 307
78	A	Gonzaga	46	78	105	H	Troy	75	100	110	A	SFA	55	80		
81	A	Jacksonville	71	76	131	H	Lamar University	78	67	135	H	Abilene Christian	73	89		
					159	A	Louisiana Tech	52	68	168	A	Memphis	62	73		
					195	A	New Orleans	77	81	229	A	Grambling	71	60		
					260	A	Jacksonville St.	52	75	281	N	North Florida	74	77		
					285	A	Prairie View	67	69	301	A	Northwestern St.	58	75		
					303	A	A&M-Corpus Christi	60	65	303	H	A&M-Corpus Christi	74	54		
					332	H	La.-Monroe	73	54	334	A	Southeastern La.	76	60		
					336	H	Incarinate Word	52	78	337	H	Houston Baptist	76	57		
					343	A	Sam Houston St.	66	59	348	H	Jackson St.	83	76		
LAST 12 Division I GAMES:																
195	A	New Orleans	77	81	110	A	SFA	55	80							
334	A	Southeastern La.	76	60	301	A	Northwestern St.	58	75							
303	A	A&M-Corpus Christi	60	65	343	A	Sam Houston St.	66	59							
337	H	Houston Baptist	76	57	303	H	A&M-Corpus Christi	74	54							
131	H	Lamar University	78	67	336	H	Incarinate Word	52	78							
135	H	Abilene Christian	73	89	168	A	Memphis	62	73							

Non-Div I Games:

Nicholls St.

■ Loss,
 ■ Non-Conf,
 ■ S Site,
 ■ Home
 ■ A Away
 N Neutral

Average RPI Win: 315		WON-LOST	WINNING	LAST 10	STRENGTH OF	OPP. STRENGTH	TEAM	ADJ.	CONF.	ADJ CONF.
Average RPI Loss: 189		RECORD	PCT. RANK	GAMES	SCHEDULE	OF SCHEDULE	RPI	RPI	RPI	RPI
DIV. I ONLY		10- 10	168	7- 3	345	318	268	268	32	32
DIV. I NON-CONF.		3- 7	250	0- 2	308	265	264	264	31	31
TOTALS		RPI 1-25	RPI 26-50	W-L RECORDS	RPI 51-100	RPI 101-150	RPI 150+			
10- 10	0- 0		0- 0	OVERALL	0- 0	0- 2	10- 8			
3- 3	0- 0		0- 0	HOME	0- 0	0- 1	3- 2			
7- 6	0- 0		0- 0	AWAY	0- 0	0- 1	7- 5			
0- 1	0- 0		0- 0	NEUTRAL	0- 0	0- 0	0- 1			
3- 7	0- 0		0- 0	NON-CONFERENCE	0- 0	0- 2	3- 5			
0- 1	0- 0		0- 0	HOME	0- 0	0- 1	0- 0			
3- 5	0- 0		0- 0	AWAY	0- 0	0- 1	3- 4			
0- 1	0- 0		0- 0	NEUTRAL	0- 0	0- 0	0- 1			
7- 3	0- 0		0- 0	CONFERENCE	0- 0	0- 0	7- 3			
3- 2	0- 0		0- 0	HOME	0- 0	0- 0	3- 2			
4- 1	0- 0		0- 0	AWAY	0- 0	0- 0	4- 1			
0- 0	0- 0		0- 0	NEUTRAL	0- 0	0- 0	0- 0			

RPI 1-25				RPI 26-50				RPI 51-100				RPI 101+ Team's RPI: 268			
RPI	S	Opponent	Score	RPI	S	Opponent	Score	RPI	S	Opponent	Score	RPI	S	Opponent	Score
												133	A	Old Dominion	54 65
												136	H	William & Mary	52 65
												154	H	Hampton	57 58
												155	A	George Mason	33 60
												164	A	Towson	58 61
												166	N	Hartford	51 61
												221	A	UNCW	56 64
												247	H	Bethune-Cookman	58 68
												254	A	UNCG	52 59
												259	A	Savannah St.	53 59
												259	H	Savannah St.	61 55
												278	H	N.C. A&T	69 53
												292	A	Coppin St.	49 45
												293	A	High Point	63 60
												312	A	Lehigh	81 57
												335	A	Longwood	85 56
												341	A	South Carolina St.	68 53
												344	H	N.C. Central	71 40
												345	A	Delaware St.	82 74
												347	A	Morgan St.	56 47
LAST 12 Division I GAMES:															
				259	A	Savannah St.	53 59	345	A	Delaware St.	82 74				
				341	A	South Carolina St.	68 53	344	H	N.C. Central	71 40				
				278	H	N.C. A&T	69 53	259	H	Savannah St.	61 55				
				247	H	Bethune-Cookman	58 68	347	A	Morgan St.	56 47				
				292	A	Coppin St.	49 45	164	A	Towson	58 61				
				154	H	Hampton	57 58	254	A	UNCG	52 59				

Non-Div I Games:	Lincoln (PA)	62	28	Saint Augustine's	99	59
------------------	--------------	----	----	-------------------	----	----

Norfolk St.

Loss, Non-Conf, S Site, H Home A Away N Neutral

North Carolina

Through Games Of Feb. 6, 2017

Average RPI Win:	173	WON-LOST	WINNING	LAST 10	STRENGTH OF	OPP. STRENGTH	TEAM	ADJ.	CONF.	ADJ CONF.
Average RPI Loss:	45	RECORD	PCT. RANK	GAMES	SCHEDULE	OF SCHEDULE	RPI	RPI	RPI	RPI
DIV. I ONLY	13- 10	135	2- 2	44	64	86	86	3	3	
DIV. I NON-CONF.	11- 2	24	1- 0	169	189	70	70	4	4	
TOTALS	RPI 1-25	RPI 26-50	W-L RECORDS	RPI 51-100	RPI 101-150	RPI 150+				
13- 10	0- 4	2- 3	OVERALL	4- 1	0- 2	7- 0				
10- 3	0- 2	2- 0	HOME	2- 1	0- 0	6- 0				
1- 5	0- 2	0- 1	AWAY	0- 0	0- 2	1- 0				
2- 2	0- 0	0- 2	NEUTRAL	2- 0	0- 0	0- 0				
11- 2	0- 0	1- 2	NON-CONFERENCE	3- 0	0- 0	7- 0				
8- 0	0- 0	1- 0	HOME	1- 0	0- 0	6- 0				
1- 0	0- 0	0- 0	AWAY	0- 0	0- 0	1- 0				
2- 2	0- 0	0- 2	NEUTRAL	2- 0	0- 0	0- 0				
2- 8	0- 4	1- 1	CONFERENCE	1- 1	0- 2	0- 0				
2- 3	0- 2	1- 0	HOME	1- 1	0- 0	0- 0				
0- 5	0- 2	0- 1	AWAY	0- 0	0- 2	0- 0				
0- 0	0- 0	0- 0	NEUTRAL	0- 0	0- 0	0- 0				

RPI S	Opponent	Score	RPI S	Opponent	Score	RPI S	Opponent	Score	RPI S	Opponent	Score
2	H Notre Dame	55 77	26	N LSU	43 70	52	N Minnesota	91 77	112	A Clemson	67 78
5	H Florida St.	77 90	27	N South Fla.	55 83	58	H Bucknell	65 50	141	A Pittsburgh	48 68
10	A Duke	58 70	28	H Elon	78 73	59	H Wake Forest	77 80	202	A Wisconsin	72 59
19	A Miami (FL)	88 100	36	H North Carolina St.	83 70	69	H Virginia	67 58	212	H Alabama St.	84 54
			44	A Virginia Tech	68 76	81	N Jacksonville	87 57	249	H Marshall	75 53
									274	H Charleston So.	93 77
									292	H Coppin St.	90 55
									341	H South Carolina St.	82 49
									349	H Alabama A&M	80 35
LAST 12 Division I GAMES:											
52	N Minnesota	91 77	141	A Pittsburgh	48 68						
112	A Clemson	67 78	10	A Duke	58 70						
36	H North Carolina St.	83 70	69	H Virginia	67 58						
19	A Miami (FL)	88 100	5	H Florida St.	77 90						
2	H Notre Dame	55 77	44	A Virginia Tech	68 76						
59	H Wake Forest	77 80	341	H South Carolina St.	82 49						

Non-Div I Games:

North Carolina

■ Loss,
 ■ Non-Conf,
 ■ S Site,
 ■ H Home
 ■ A Away
 N Neutral

Average RPI Win:	152	WON-LOST	WINNING	LAST 10	STRENGTH OF	OPP. STRENGTH	TEAM	ADJ.	CONF.	ADJ CONF.
Average RPI Loss:	37	RECORD	PCT. RANK	GAMES	SCHEDULE	OF SCHEDULE	RPI	RPI	RPI	RPI
DIV. I ONLY	17- 6	44	7- 3	57	44	36	36	3	3	
DIV. I NON-CONF.	10- 3	54	1- 1	250	140	106	106	4	4	
TOTALS	RPI 1-25	RPI 26-50	W-L RECORDS	RPI 51-100	RPI 101-150	RPI 150+				
17- 6	4- 2	0- 3	OVERALL	2- 1	2- 0	9- 0				
12- 1	2- 1	0- 0	HOME	1- 0	2- 0	7- 0				
4- 3	2- 0	0- 2	AWAY	1- 1	0- 0	1- 0				
1- 2	0- 1	0- 1	NEUTRAL	0- 0	0- 0	1- 0				
10- 3	0- 1	0- 2	NON-CONFERENCE	1- 0	0- 0	9- 0				
8- 0	0- 0	0- 0	HOME	1- 0	0- 0	7- 0				
1- 1	0- 0	0- 1	AWAY	0- 0	0- 0	1- 0				
1- 2	0- 1	0- 1	NEUTRAL	0- 0	0- 0	1- 0				
7- 3	4- 1	0- 1	CONFERENCE	1- 1	2- 0	0- 0				
4- 1	2- 1	0- 0	HOME	0- 0	2- 0	0- 0				
3- 2	2- 0	0- 1	AWAY	1- 1	0- 0	0- 0				
0- 0	0- 0	0- 0	NEUTRAL	0- 0	0- 0	0- 0				

RPI 1-25				RPI 26-50				Team's RPI: 36	RPI 51-100				RPI 101+			
RPI	S	Opponent	Score	RPI	S	Opponent	Score		RPI	S	Opponent	Score	RPI	S	Opponent	Score
2	H	Notre Dame	70 62	26	N	LSU	58 59		53	H	Indiana	84 70	112	H	Clemson	65 53
5	A	Florida St.	70 61	34	A	Syracuse	75 85		59	A	Wake Forest	65 50	141	H	Pittsburgh	55 42
10	H	Duke	55 52	38	A	Tulane	58 63		86	A	North Carolina	70 83	154	H	Hampton	81 56
13	A	Louisville	72 70										178	H	Col. of Charleston	91 47
19	H	Miami (FL)	64 67										221	H	UNCW	86 54
21	N	Kansas St.	50 67										238	H	Wofford	80 40
													240	H	UMES	77 58
													250	A	South Ala.	74 31
													281	H	North Florida	78 52
													287	N	UTEP	71 55
													344	H	N.C. Central	83 33
LAST 12 Division I GAMES:																
13	A	Louisville	72 70	59	A	Wake Forest	65 50									
86	A	North Carolina	70 83	19	H	Miami (FL)	64 67									
141	H	Pittsburgh	55 42	5	A	Florida St.	70 61									
112	H	Clemson	65 53	2	H	Notre Dame	70 62									
10	H	Duke	55 52	250	A	South Ala.	74 31									
34	A	Syracuse	75 85	38	A	Tulane	58 63									

Non-Div I Games:

North Carolina St.

■ Loss,
 ■ Non-Conf, S Site,
 ■ Home
 ■ Away
 N Neutral

North Dakota

Through Games Of Feb. 6, 2017

Average RPI Win:	244	WON-LOST	WINNING	LAST 10	STRENGTH OF	OPP. STRENGTH	TEAM	ADJ.	CONF.	ADJ CONF.
Average RPI Loss:	65	RECORD	PCT. RANK	GAMES	SCHEDULE	OF SCHEDULE	RPI	RPI	RPI	RPI
DIV. I ONLY	13- 7	100	9- 1	227	127	139	139	19	19	
DIV. I NON-CONF.	3- 6	230	1- 0	113	17	174	174	18	18	
TOTALS	RPI 1-25	RPI 26-50	W-L RECORDS	RPI 51-100	RPI 101-150	RPI 150+				
13- 7	0- 0	0- 3	OVERALL	0- 3	2- 0	11- 1				
6- 4	0- 0	0- 3	HOME	0- 1	1- 0	5- 0				
7- 3	0- 0	0- 0	AWAY	0- 2	1- 0	6- 1				
0- 0	0- 0	0- 0	NEUTRAL	0- 0	0- 0	0- 0				
3- 6	0- 0	0- 3	NON-CONFERENCE	0- 2	1- 0	2- 1				
1- 3	0- 0	0- 3	HOME	0- 0	1- 0	0- 0				
2- 3	0- 0	0- 0	AWAY	0- 2	0- 0	2- 1				
0- 0	0- 0	0- 0	NEUTRAL	0- 0	0- 0	0- 0				
10- 1	0- 0	0- 0	CONFERENCE	0- 1	1- 0	9- 0				
5- 1	0- 0	0- 0	HOME	0- 1	0- 0	5- 0				
5- 0	0- 0	0- 0	AWAY	0- 0	1- 0	4- 0				
0- 0	0- 0	0- 0	NEUTRAL	0- 0	0- 0	0- 0				

RPI 1-25				RPI 26-50				RPI 51-100				RPI 101+				Team's RPI: 139	
RPI	S	Opponent	Score	RPI	S	Opponent	Score	RPI	S	Opponent	Score	RPI	S	Opponent	Score		
				32	H	Drake	91 99	57	A	UNI	53 74	108	A	Northern Colo.	57 51		
				39	H	South Dakota St.	72 83	62	A	Texas Tech	80 90	149	H	San Francisco	71 63		
				50	H	Iowa	60 75	63	H	Montana St.	71 74	153	A	Kansas	71 76		
												190	A	Idaho St.	65 62		
												218	A	San Diego	65 61		
												228	A	Weber St.	70 65		
												256	H	Portland St.	65 61		
												272	A	Southern Utah	68 65		
												272	H	Southern Utah	75 70		
												277	H	Sacramento St.	94 71		
												282	A	North Dakota St.	76 55		
												296	A	Northern Ariz.	80 78		
												296	H	Northern Ariz.	88 69		
												328	H	Montana	73 63		
LAST 12 Division I GAMES:																	
				108	A	Northern Colo.	57 51	63	H	Montana St.	71 74						
				296	H	Northern Ariz.	88 69	272	A	Southern Utah	68 65						
				272	H	Southern Utah	75 70	296	A	Northern Ariz.	80 78						
				190	A	Idaho St.	65 62	277	H	Sacramento St.	94 71						
				228	A	Weber St.	70 65	256	H	Portland St.	65 61						
				328	H	Montana	73 63	218	A	San Diego	65 61						

Non-Div I Games: Mayville St. 70 43 Mary 79 67

North Dakota

Loss, Non-Conf, S Site, H Home A Away N Neutral

Average RPI Win: 229	WON-LOST	WINNING	LAST 10	STRENGTH OF	OPP. STRENGTH	TEAM	ADJ.	CONF.	ADJ CONF.
Average RPI Loss: 147	RECORD	PCT. RANK	GAMES	SCHEDULE	OF SCHEDULE	RPI	RPI	RPI	RPI
DIV. I ONLY	3- 18	330	3- 7	82	247	282	282	11	11
DIV. I NON-CONF.	0- 11	335	0- 2	140	333	335	335	10	10
TOTALS	RPI 1-25	RPI 26-50	W-L RECORDS	RPI 51-100	RPI 101-150	RPI 150+			
3- 18	0- 0	0- 2	OVERALL	1- 5	0- 2	2- 9			
2- 6	0- 0	0- 1	HOME	1- 1	0- 2	1- 2			
1- 10	0- 0	0- 1	AWAY	0- 3	0- 0	1- 6			
0- 2	0- 0	0- 0	NEUTRAL	0- 1	0- 0	0- 1			
0- 11	0- 0	0- 0	NON-CONFERENCE	0- 2	0- 1	0- 8			
0- 3	0- 0	0- 0	HOME	0- 1	0- 1	0- 1			
0- 6	0- 0	0- 0	AWAY	0- 0	0- 0	0- 6			
0- 2	0- 0	0- 0	NEUTRAL	0- 1	0- 0	0- 1			
3- 7	0- 0	0- 2	CONFERENCE	1- 3	0- 1	2- 1			
2- 3	0- 0	0- 1	HOME	1- 0	0- 1	1- 1			
1- 4	0- 0	0- 1	AWAY	0- 3	0- 0	1- 0			
0- 0	0- 0	0- 0	NEUTRAL	0- 0	0- 0	0- 0			

RPI 1-25				RPI 26-50				RPI 51-100				RPI 101+				Team's RPI: 282	
RPI	S	Opponent	Score	RPI	S	Opponent	Score	RPI	S	Opponent	Score	RPI	S	Opponent	Score		
				39	A	South Dakota St.	44 70	60	A	South Dakota	48 80	138	H	Oral Roberts	50 70		
				39	H	South Dakota St.	66 69	60	H	South Dakota	83 73	139	H	North Dakota	55 76		
								76	A	IUPUI	58 71	160	A	Oakland	66 95		
								83	N	Central Mich.	55 77	162	H	Western Mich.	63 68		
								88	H	Colorado	59 76	163	H	Omaha	60 80		
								89	A	Western Ill.	81 110	171	A	Providence	63 86		
												173	A	Milwaukee	74 79		
												245	N	UC Santa Barbara	59 66		
												253	A	UTRGV	67 81		
												267	A	Cal Poly	46 73		
												298	A	Massachusetts	58 70		
												302	A	Denver	86 80		
												324	H	Fort Wayne	68 56		
LAST 12 Division I GAMES:																	
				39	A	South Dakota St.	44 70	324	H	Fort Wayne	68 56						
				138	H	Oral Roberts	50 70	60	H	South Dakota	83 73						
				60	A	South Dakota	48 80	302	A	Denver	86 80						
				76	A	IUPUI	58 71	39	H	South Dakota St.	66 69						
				163	H	Omaha	60 80	245	N	UC Santa Barbara	59 66						
				89	A	Western Ill.	81 110	253	A	UTRGV	67 81						

Non-Div I Games: Mayville St. 93 44 Dickinson St. 70 63

North Dakota St.

■ Loss,
 ■ Non-Conf,
 ■ S Site,
 ■ H Home
 ■ A Away
 N Neutral

North Florida

Through Games Of Feb. 6, 2017

Average RPI Win:	294	WON-LOST	WINNING	LAST 10	STRENGTH OF	OPP. STRENGTH	TEAM	ADJ.	CONF.	ADJ CONF.
Average RPI Loss:	166	RECORD	PCT. RANK	GAMES	SCHEDULE	OF SCHEDULE	RPI	RPI	RPI	RPI
DIV. I ONLY	5- 15	301	1- 8	180	276	281	281	24	24	
DIV. I NON-CONF.	4- 8	230	0- 3	171	287	235	235	23	23	
TOTALS	RPI 1-25	RPI 26-50	W-L RECORDS	RPI 51-100	RPI 101-150	RPI 150+				
5- 15	0- 1	0- 2	OVERALL	0- 2	0- 2	5- 8				
2- 6	0- 0	0- 0	HOME	0- 1	0- 1	2- 4				
2- 8	0- 1	0- 2	AWAY	0- 1	0- 1	2- 3				
1- 1	0- 0	0- 0	NEUTRAL	0- 0	0- 0	1- 1				
4- 8	0- 1	0- 2	NON-CONFERENCE	0- 0	0- 0	4- 5				
2- 2	0- 0	0- 0	HOME	0- 0	0- 0	2- 2				
1- 5	0- 1	0- 2	AWAY	0- 0	0- 0	1- 2				
1- 1	0- 0	0- 0	NEUTRAL	0- 0	0- 0	1- 1				
1- 7	0- 0	0- 0	CONFERENCE	0- 2	0- 2	1- 3				
0- 4	0- 0	0- 0	HOME	0- 1	0- 1	0- 2				
1- 3	0- 0	0- 0	AWAY	0- 1	0- 1	1- 1				
0- 0	0- 0	0- 0	NEUTRAL	0- 0	0- 0	0- 0				

RPI 1-25			RPI 26-50			RPI 51-100			RPI 101+			Team's RPI: 281
RPI	S	Opponent	Score	RPI	S	Opponent	Score	RPI	S	Opponent	Score	
5	A	Florida St.	39 95	27	A	South Fla.	42 78	81	A	Jacksonville	58 68	134 A Stetson 44 68
				36	A	North Carolina St.	52 78	90	H	FGCU	51 68	134 H Stetson 44 62
												172 A Xavier 46 83
												178 A Col. of Charleston 60 47
												188 H Morehead St. 65 84
												238 H Wofford 60 79
												247 A Bethune-Cookman 50 52
												250 N South Ala. 55 62
												294 H Kennesaw St. 61 67
												295 H Lipscomb 58 60
												306 A NJIT 62 64
												307 N Nicholls St. 77 74
												317 A USC Upstate 78 67
												330 H Fla. Atlantic 95 88
												340 H Florida A&M 71 60
LAST 12 Division I GAMES:												
134	H	Stetson	44 62	306	A	NJIT	62 64					
90	H	FGCU	51 68	81	A	Jacksonville	58 68					
134	A	Stetson	44 68	238	H	Wofford	60 79					
294	H	Kennesaw St.	61 67	5	A	Florida St.	39 95					
295	H	Lipscomb	58 60	247	A	Bethune-Cookman	50 52					
317	A	USC Upstate	78 67	188	H	Morehead St.	65 84					

Non-Div I Games: Warner 72 44 Webber Int'l 103 57 Edward Waters 70 50

North Florida

Loss, Non-Conf, S Site, H Home A Away N Neutral

NORTH TEXAS				THROUGH GAMES OF FEB. 6, 1917						
Average RPI Win:	177	WON-LOST	WINNING	LAST 10	STRENGTH OF	OPP. STRENGTH	TEAM	ADJ.	CONF.	ADJ CONF.
Average RPI Loss:	130	RECORD	PCT. RANK	GAMES	SCHEDULE	OF SCHEDULE	RPI	RPI	RPI	RPI
DIV. I ONLY	7- 14	260	4- 6	88	170	200	200	14	14	
DIV. I NON-CONF.	3- 8	262	0- 2	162	201	253	253	16	16	
TOTALS	RPI 1-25	RPI 26-50	W-L RECORDS	RPI 51-100	RPI 101-150	RPI 150+				
7- 14	0- 0	0- 1	OVERALL	0- 4	4- 3	3- 6				
4- 5	0- 0	0- 0	HOME	0- 2	3- 0	1- 3				
3- 7	0- 0	0- 1	AWAY	0- 2	1- 3	2- 1				
0- 2	0- 0	0- 0	NEUTRAL	0- 0	0- 0	0- 2				
3- 8	0- 0	0- 1	NON-CONFERENCE	0- 1	2- 2	1- 4				
2- 2	0- 0	0- 0	HOME	0- 1	1- 0	1- 1				
1- 4	0- 0	0- 1	AWAY	0- 0	1- 2	0- 1				
0- 2	0- 0	0- 0	NEUTRAL	0- 0	0- 0	0- 2				
4- 6	0- 0	0- 0	CONFERENCE	0- 3	2- 1	2- 2				
2- 3	0- 0	0- 0	HOME	0- 1	2- 0	0- 2				
2- 3	0- 0	0- 0	AWAY	0- 2	0- 1	2- 0				
0- 0	0- 0	0- 0	NEUTRAL	0- 0	0- 0	0- 0				

RPI 1-25				RPI 26-50				RPI 51-100				RPI 101+				Team's RPI: 200	
RPI	S	Opponent	Score	RPI	S	Opponent	Score	RPI	S	Opponent	Score	RPI	S	Opponent	Score		
				48	A	Little Rock	44 55	53	H	Indiana	64 94	101	A	SMU	51 65		
								91	A	Charlotte	49 66	117	H	Southern Miss.	75 62		
								91	H	Charlotte	63 78	125	A	Arizona	62 58		
								93	A	Middle Tenn.	52 60	130	A	Tulsa	58 63		
												133	A	Old Dominion	47 62		
												133	H	Old Dominion	65 55		
												147	H	Iona	66 55		
												152	A	Missouri St.	54 63		
												159	H	Louisiana Tech	65 72		
												163	N	Omaha	57 85		
												176	A	Rice	77 69		
												176	H	Rice	49 51		
												183	H	Texas St.	58 59		
												204	A	UAB	59 58		
												253	N	UTRGV	69 74		
												336	H	Incarinate Word	84 61		
LAST 12 Division I GAMES:																	
				176	A	Rice	77 69	93	A	Middle Tenn.	52 60						
				133	A	Old Dominion	47 62	204	A	UAB	59 58						
				91	A	Charlotte	49 66	133	H	Old Dominion	65 55						
				159	H	Louisiana Tech	65 72	91	H	Charlotte	63 78						
				117	H	Southern Miss.	75 62	183	H	Texas St.	58 59						
				176	H	Rice	49 51	152	A	Missouri St.	54 63						

Non-Div I Games:

North Texas

Loss, Non-Conf, S Site, H Home A Away N Neutral

Average RPI Win:	226	WON-LOST	WINNING	LAST 10	STRENGTH OF	OPP. STRENGTH	TEAM	ADJ.	CONF.	ADJ CONF.
Average RPI Loss:	86	RECORD	PCT. RANK	GAMES	SCHEDULE	OF SCHEDULE	RPI	RPI	RPI	RPI
DIV. I ONLY	7- 16	276	2- 8	54	115	185	185	8	8	
DIV. I NON-CONF.	4- 8	230	1- 0	101	143	186	186	8	8	
TOTALS	RPI 1-25	RPI 26-50	W-L RECORDS	RPI 51-100	RPI 101-150	RPI 150+				
7- 16	0- 1	0- 5	OVERALL	0- 4	0- 5	7- 1				
4- 6	0- 0	0- 2	HOME	0- 2	0- 2	4- 0				
3- 7	0- 0	0- 3	AWAY	0- 1	0- 3	3- 0				
0- 3	0- 1	0- 0	NEUTRAL	0- 1	0- 0	0- 1				
4- 8	0- 1	0- 2	NON-CONFERENCE	0- 2	0- 2	4- 1				
2- 2	0- 0	0- 0	HOME	0- 1	0- 1	2- 0				
2- 3	0- 0	0- 2	AWAY	0- 0	0- 1	2- 0				
0- 3	0- 1	0- 0	NEUTRAL	0- 1	0- 0	0- 1				
3- 8	0- 0	0- 3	CONFERENCE	0- 2	0- 3	3- 0				
2- 4	0- 0	0- 2	HOME	0- 1	0- 1	2- 0				
1- 4	0- 0	0- 1	AWAY	0- 1	0- 2	1- 0				
0- 0	0- 0	0- 0	NEUTRAL	0- 0	0- 0	0- 0				

RPI 1-25				RPI 26-50				RPI 51-100				RPI 101+				Team's RPI: 185	
RPI	S	Opponent	Score	RPI	S	Opponent	Score	RPI	S	Opponent	Score	RPI	S	Opponent	Score		
12	N	Stanford	45 74	28	H	Elon	65 76	72	A	Drexel	51 74	114	A	Delaware	53 65		
				41	A	James Madison	54 74	72	H	Drexel	33 63	118	A	Maine	49 68		
				41	H	James Madison	49 67	94	N	Purdue	54 79	126	H	St. Mary's (CA)	53 77		
				46	A	Michigan St.	44 78	99	H	New Hampshire	63 66	136	A	William & Mary	58 60		
				49	A	Quinnipiac	59 76					136	H	William & Mary	54 68		
												164	H	Towson	72 64		
												182	A	Hofstra	53 51		
												193	N	Wichita St.	73 87		
												199	H	Siena	61 50		
												221	H	UNCW	55 47		
												242	A	Canisius	83 59		
												275	H	Boston U.	78 59		
												302	A	Denver	72 69		
LAST 12 Division I GAMES:																	
				41	H	James Madison	49 67	41	A	James Madison	54 74						
				136	H	William & Mary	54 68	136	A	William & Mary	58 60						
				72	A	Drexel	51 74	72	H	Drexel	33 63						
				28	H	Elon	65 76	164	H	Towson	72 64						
				221	H	UNCW	55 47	182	A	Hofstra	53 51						
				114	A	Delaware	53 65	199	H	Siena	61 50						

Non-Div I Games:

Northeastern

■ Loss,
 ■ Non-Conf, S Site,
 ■ Home
 ■ Away
 N Neutral

Average RPI Win:	264	WON-LOST	WINNING	LAST 10	STRENGTH OF	OPP. STRENGTH	TEAM	ADJ.	CONF.	ADJ CONF.
Average RPI Loss:	182	RECORD	PCT. RANK	GAMES	SCHEDULE	OF SCHEDULE	RPI	RPI	RPI	RPI
DIV. I ONLY	5- 16	303	1- 9	176	316	296	296	19	19	
DIV. I NON-CONF.	3- 7	250	0- 1	246	340	293	293	18	18	
TOTALS	RPI 1-25	RPI 26-50	W-L RECORDS	RPI 51-100	RPI 101-150	RPI 150+				
5- 16	0- 0	0- 0	OVERALL	0- 1	1- 6	4- 9				
3- 7	0- 0	0- 0	HOME	0- 0	1- 3	2- 4				
2- 9	0- 0	0- 0	AWAY	0- 1	0- 3	2- 5				
0- 0	0- 0	0- 0	NEUTRAL	0- 0	0- 0	0- 0				
3- 7	0- 0	0- 0	NON-CONFERENCE	0- 1	0- 1	3- 5				
2- 2	0- 0	0- 0	HOME	0- 0	0- 0	2- 2				
1- 5	0- 0	0- 0	AWAY	0- 1	0- 1	1- 3				
0- 0	0- 0	0- 0	NEUTRAL	0- 0	0- 0	0- 0				
2- 9	0- 0	0- 0	CONFERENCE	0- 0	1- 5	1- 4				
1- 5	0- 0	0- 0	HOME	0- 0	1- 3	0- 2				
1- 4	0- 0	0- 0	AWAY	0- 0	0- 2	1- 2				
0- 0	0- 0	0- 0	NEUTRAL	0- 0	0- 0	0- 0				

RPI 1-25				RPI 26-50				RPI 51-100				RPI 101+				Team's RPI: 296	
RPI	S	Opponent	Score	RPI	S	Opponent	Score	RPI	S	Opponent	Score	RPI	S	Opponent	Score		
								70	A	Utah	65	78	108	A	Northern Colo.	64	75
												108	H	Northern Colo.	66	69	
												131	A	Lamar University	60	75	
												139	A	North Dakota	69	88	
												139	H	North Dakota	78	80	
												140	H	Idaho	80	91	
												144	H	Eastern Wash.	56	47	
												190	H	Idaho St.	51	64	
												196	H	New Mexico St.	68	79	
												197	H	CSUN	79	83	
												223	A	Grand Canyon	65	76	
												228	H	Weber St.	64	75	
												245	A	UC Santa Barbara	51	60	
												256	A	Portland St.	55	56	
												267	A	Cal Poly	53	58	
												272	A	Southern Utah	77	68	
												277	A	Sacramento St.	76	82	
												287	A	UTEP	65	51	
												302	H	Denver	82	67	
												314	H	Youngstown St.	70	49	
LAST 12 Division I GAMES:																	
				228	H	Weber St.	64	75		277	A	Sacramento St.	76	82			
				190	H	Idaho St.	51	64		256	A	Portland St.	55	56			
				139	A	North Dakota	69	88		108	H	Northern Colo.	66	69			
				108	A	Northern Colo.	64	75		139	H	North Dakota	78	80			
				140	H	Idaho	80	91		272	A	Southern Utah	77	68			
				144	H	Eastern Wash.	56	47		70	A	Utah	65	78			

Non-Div I Games: Antelope Valley 109 60

Northern Ariz.

■ Loss,
■ Non-Conf, S Site,
■ Home
■ Away
N Neutral

Average RPI Win:	237	WON-LOST	WINNING	LAST 10	STRENGTH OF	OPP. STRENGTH	TEAM	ADJ.	CONF.	ADJ CONF.
Average RPI Loss:	105	RECORD	PCT. RANK	GAMES	SCHEDULE	OF SCHEDULE	RPI	RPI	RPI	RPI
DIV. I ONLY	17- 4	18	9- 1	296	199	108	108	19	19	
DIV. I NON-CONF.	7- 3	83	1- 0	228	158	104	104	18	18	
TOTALS	RPI 1-25	RPI 26-50	W-L RECORDS	RPI 51-100	RPI 101-150	RPI 150+				
17- 4	0- 0	0- 0	OVERALL	2- 2	1- 2	14- 0				
9- 2	0- 0	0- 0	HOME	2- 1	0- 1	7- 0				
7- 2	0- 0	0- 0	AWAY	0- 1	1- 1	6- 0				
1- 0	0- 0	0- 0	NEUTRAL	0- 0	0- 0	1- 0				
7- 3	0- 0	0- 0	NON-CONFERENCE	1- 2	1- 1	5- 0				
3- 1	0- 0	0- 0	HOME	1- 1	0- 0	2- 0				
3- 2	0- 0	0- 0	AWAY	0- 1	1- 1	2- 0				
1- 0	0- 0	0- 0	NEUTRAL	0- 0	0- 0	1- 0				
10- 1	0- 0	0- 0	CONFERENCE	1- 0	0- 1	9- 0				
6- 1	0- 0	0- 0	HOME	1- 0	0- 1	5- 0				
4- 0	0- 0	0- 0	AWAY	0- 0	0- 0	4- 0				
0- 0	0- 0	0- 0	NEUTRAL	0- 0	0- 0	0- 0				

RPI 1-25			RPI 26-50			RPI 51-100			RPI 101+			Team's RPI: 108
RPI	S	Opponent	Score	RPI	S	Opponent	Score	RPI	S	Opponent	Score	
						63 H Montana St.	66 58	126 A St. Mary's (CA)		65 75		
						65 A Colorado St.	47 58	139 H North Dakota		51 57		
						88 H Colorado	62 83	150 A UTSA		73 66		
						90 H FGCU	77 74	190 A Idaho St.		77 62		
								209 A Pacific		60 56		
								218 H San Diego		54 51		
								228 A Weber St.		88 79		
								256 H Portland St.		91 62		
								264 N Eastern Mich.		58 57		
								272 A Southern Utah		83 53		
								272 H Southern Utah		74 55		
								277 H Sacramento St.		95 88		
								296 A Northern Ariz.		69 66		
								296 H Northern Ariz.		75 64		
								302 H Denver		68 48		
								313 A Air Force		71 44		
								328 H Montana		65 46		
LAST 12 Division I GAMES:												
						139 H North Dakota	51 57	328 H Montana		65 46		
						272 H Southern Utah	74 55	296 A Northern Ariz.		69 66		
						296 H Northern Ariz.	75 64	272 A Southern Utah		83 53		
						228 A Weber St.	88 79	256 H Portland St.		91 62		
						190 A Idaho St.	77 62	277 H Sacramento St.		95 88		
						63 H Montana St.	66 58	209 A Pacific		60 56		

Non-Div I Games: Colo. Christian 90 47

Northern Colo.

Average RPI Win:	204	WON-LOST	WINNING	LAST 10	STRENGTH OF	OPP. STRENGTH	TEAM	ADJ.	CONF.	ADJ CONF.
Average RPI Loss:	93	RECORD	PCT. RANK	GAMES	SCHEDULE	OF SCHEDULE	RPI	RPI	RPI	RPI
DIV. I ONLY	16- 5	35	9- 1	207	124	77	77	10	10	
DIV. I NON-CONF.	7- 4	114	1- 1	262	190	132	132	11	11	
TOTALS	RPI 1-25	RPI 26-50	W-L RECORDS	RPI 51-100	RPI 101-150	RPI 150+				
16- 5	0- 0	1- 1	OVERALL	1- 3	3- 0	11- 1				
9- 1	0- 0	1- 0	HOME	0- 0	1- 0	7- 1				
7- 3	0- 0	0- 1	AWAY	1- 1	2- 0	4- 0				
0- 1	0- 0	0- 0	NEUTRAL	0- 1	0- 0	0- 0				
7- 4	0- 0	0- 1	NON-CONFERENCE	0- 3	0- 0	7- 0				
4- 0	0- 0	0- 0	HOME	0- 0	0- 0	4- 0				
3- 3	0- 0	0- 1	AWAY	0- 2	0- 0	3- 0				
0- 1	0- 0	0- 0	NEUTRAL	0- 1	0- 0	0- 0				
9- 1	0- 0	1- 0	CONFERENCE	1- 0	3- 0	4- 1				
5- 1	0- 0	1- 0	HOME	0- 0	1- 0	3- 1				
4- 0	0- 0	0- 0	AWAY	1- 0	2- 0	1- 0				
0- 0	0- 0	0- 0	NEUTRAL	0- 0	0- 0	0- 0				

RPI S	Opponent	Score	RPI S	Opponent	Score	RPI S	Opponent	Score	RPI S	Opponent	Score
32	A Drake	86 95	45	H Ohio	88 80	60	N South Dakota	83 97	106	A Kent St.	98 97
						71	A Iowa St.	89 97	106	H Kent St.	93 72
						87	A Toledo	77 73	129	A Ball St.	101 96
						89	A Western Ill.	79 83	162	H Western Mich.	67 62
									173	H Milwaukee	114 104
									208	H SIUE	97 78
									211	H Akron	55 84
									220	H Miami (OH)	89 76
									227	A Bradley	81 51
									258	A Bowling Green	89 76
									264	H Eastern Mich.	85 73
									310	A UMKC	86 75
									316	A Loyola Chicago	90 70
									319	H Illinois St.	108 66
									329	H Chicago St.	94 85
LAST 12 Division I GAMES:											
162	H Western Mich.	67 62	106	A Kent St.	98 97						
129	A Ball St.	101 96	45	H Ohio	88 80						
106	H Kent St.	93 72	258	A Bowling Green	89 76						
220	H Miami (OH)	89 76	264	H Eastern Mich.	85 73						
211	H Akron	55 84	310	A UMKC	86 75						
87	A Toledo	77 73	60	N South Dakota	83 97						

Non-Div I Games:

Northern Ill.

Average RPI Win:	265	WON-LOST	WINNING	LAST 10	STRENGTH OF	OPP. STRENGTH	TEAM	ADJ.	CONF.	ADJ CONF.
Average RPI Loss:	160	RECORD	PCT. RANK	GAMES	SCHEDULE	OF SCHEDULE	RPI	RPI	RPI	RPI
DIV. I ONLY	6- 16	288	3- 7	157	292	262	262	20	20	
DIV. I NON-CONF.	3- 8	262	1- 0	180	300	281	281	20	20	
TOTALS	RPI 1-25	RPI 26-50	W-L RECORDS	RPI 51-100	RPI 101-150	RPI 150+				
6- 16	0- 0	0- 2	OVERALL	0- 1	1- 5	5- 8				
2- 7	0- 0	0- 0	HOME	0- 0	0- 3	2- 4				
2- 8	0- 0	0- 2	AWAY	0- 0	0- 1	2- 3				
2- 1	0- 0	0- 0	NEUTRAL	0- 0	1- 0	1- 1				
3- 8	0- 0	0- 1	NON-CONFERENCE	0- 1	1- 1	2- 5				
1- 3	0- 0	0- 0	HOME	0- 0	0- 1	1- 2				
0- 4	0- 0	0- 1	AWAY	0- 1	0- 0	0- 2				
2- 1	0- 0	0- 0	NEUTRAL	0- 0	1- 0	1- 1				
3- 8	0- 0	0- 1	CONFERENCE	0- 0	0- 4	3- 3				
1- 4	0- 0	0- 0	HOME	0- 0	0- 2	1- 2				
2- 4	0- 0	0- 1	AWAY	0- 0	0- 2	2- 1				
0- 0	0- 0	0- 0	NEUTRAL	0- 0	0- 0	0- 0				

RPI S	Opponent	Score	RPI S	Opponent	Score	RPI S	Opponent	Score	RPI S	Opponent	Score	Team's RPI: 262
33	A Green Bay	39 70	53	A Indiana	49 100	117	N Southern Miss.	58 53				
45	A Ohio	41 58				134	H Stetson	45 54				
						143	A Wright St.	47 67				
						143	H Wright St.	63 70				
						146	A Detroit	49 57				
						146	H Detroit	53 55				
						160	H Oakland	47 61				
						173	A Milwaukee	44 72				
						187	H ETSU	62 56				
						194	H Cleveland St.	54 58				
						198	A Indiana St.	38 58				
						220	H Miami (OH)	50 60				
						246	H Murray St.	69 72				
						256	N Portland St.	54 77				
						276	A Tennessee Tech	40 55				
						314	H Youngstown St.	87 81				
						320	A Valparaiso	70 55				
						325	N Arkansas St.	83 78				
						326	A Ill.-Chicago	58 37				
LAST 12 Division I GAMES:												
143	A Wright St.	47 67	143	H Wright St.	63 70							
146	H Detroit	53 55	314	H Youngstown St.	87 81							
160	H Oakland	47 61	194	H Cleveland St.	54 58							
326	A Ill.-Chicago	58 37	173	A Milwaukee	44 72							
320	A Valparaiso	70 55	33	A Green Bay	39 70							
146	A Detroit	49 57	117	N Southern Miss.	58 53							

Non-Div I Games: Ind.-East 66 46

Northern Ky.

Loss, Non-Conf, S Site, H Home A Away N Neutral

Northwestern

Through Games Of Feb. 6, 2017

Average RPI Win: 169		WON-LOST	WINNING	LAST 10	STRENGTH OF	OPP. STRENGTH	TEAM	ADJ.	CONF.	ADJ CONF.
Average RPI Loss: 42		RECORD	PCT. RANK	GAMES	SCHEDULE	OF SCHEDULE	RPI	RPI	RPI	RPI
DIV. I ONLY		17- 6	44	6- 4	102	76	51	51	6	6
DIV. I NON-CONF.		11- 2	24	1- 1	190	146	51	51	6	6
TOTALS		RPI 1-25	RPI 26-50		W-L RECORDS		RPI 51-100	RPI 101-150		RPI 150+
17- 6	0- 2	1- 2		OVERALL		4- 2	1- 0		11- 0	
13- 2	0- 0	1- 1		HOME		4- 1	1- 0		7- 0	
4- 4	0- 2	0- 1		AWAY		0- 1	0- 0		4- 0	
0- 0	0- 0	0- 0		NEUTRAL		0- 0	0- 0		0- 0	
11- 2	0- 1	0- 0		NON-CONFERENCE		2- 1	1- 0		8- 0	
9- 0	0- 0	0- 0		HOME		2- 0	1- 0		6- 0	
2- 2	0- 1	0- 0		AWAY		0- 1	0- 0		2- 0	
0- 0	0- 0	0- 0		NEUTRAL		0- 0	0- 0		0- 0	
6- 4	0- 1	1- 2		CONFERENCE		2- 1	0- 0		3- 0	
4- 2	0- 0	1- 1		HOME		2- 1	0- 0		1- 0	
2- 2	0- 1	0- 1		AWAY		0- 0	0- 0		2- 0	
0- 0	0- 0	0- 0		NEUTRAL		0- 0	0- 0		0- 0	

RPI 1-25				RPI 26-50				RPI 51-100 Team's RPI: 51				RPI 101+			
RPI	S	Opponent	Score	RPI	S	Opponent	Score	RPI	S	Opponent	Score	RPI	S	Opponent	Score
15	A	DePaul	66 89	29	A	Michigan	54 80	53	H	Indiana	80 67	138	H	Oral Roberts	64 55
17	A	Maryland	65 96	31	H	Ohio St.	87 94	69	H	Virginia	69 60	152	H	Missouri St.	75 52
				46	H	Michigan St.	76 65	74	H	Florida	73 68	154	H	Hampton	67 48
								78	A	Gonzaga	56 67	158	A	Santa Clara	87 75
								84	H	Penn St.	58 74	173	A	Milwaukee	65 63
								94	H	Purdue	76 60	179	A	Nebraska	62 58
												189	A	Rutgers	55 37
												202	H	Wisconsin	63 43
												261	H	UT Martin	82 59
												269	H	Evansville	88 66
												326	H	Ill.-Chicago	88 44
												329	H	Chicago St.	75 42
LAST 12 Division I GAMES:															
				84	H	Penn St.	58 74	17	A	Maryland	65 96				
				202	H	Wisconsin	63 43	31	H	Ohio St.	87 94				
				189	A	Rutgers	55 37	94	H	Purdue	76 60				
				29	A	Michigan	54 80	179	A	Nebraska	62 58				
				46	H	Michigan St.	76 65	261	H	UT Martin	82 59				
				53	H	Indiana	80 67	78	A	Gonzaga	56 67				

Non-Div I Games:

Northwestern

■ Loss,
 ■ Non-Conf, S Site,
 ■ Home
 ■ Away
 N Neutral

Average RPI Win:	296	WON-LOST	WINNING	LAST 10	STRENGTH OF	OPP. STRENGTH	TEAM	ADJ.	CONF.	ADJ CONF.
Average RPI Loss:	181	RECORD	PCT. RANK	GAMES	SCHEDULE	OF SCHEDULE	RPI	RPI	RPI	RPI
DIV. I ONLY	6- 11	248	4- 6	300	290	301	301	27	27	
DIV. I NON-CONF.	2- 5	259	0- 1	186	178	277	277	27	27	
TOTALS	RPI 1-25	RPI 26-50	W-L RECORDS	RPI 51-100	RPI 101-150	RPI 150+				
6- 11	0- 2	0- 0	OVERALL	0- 0	1- 3	5- 6				
5- 2	0- 0	0- 0	HOME	0- 0	1- 0	4- 2				
1- 9	0- 2	0- 0	AWAY	0- 0	0- 3	1- 4				
0- 0	0- 0	0- 0	NEUTRAL	0- 0	0- 0	0- 0				
2- 5	0- 2	0- 0	NON-CONFERENCE	0- 0	0- 1	2- 2				
2- 1	0- 0	0- 0	HOME	0- 0	0- 0	2- 1				
0- 4	0- 2	0- 0	AWAY	0- 0	0- 1	0- 1				
0- 0	0- 0	0- 0	NEUTRAL	0- 0	0- 0	0- 0				
4- 6	0- 0	0- 0	CONFERENCE	0- 0	1- 2	3- 4				
3- 1	0- 0	0- 0	HOME	0- 0	1- 0	2- 1				
1- 5	0- 0	0- 0	AWAY	0- 0	0- 2	1- 3				
0- 0	0- 0	0- 0	NEUTRAL	0- 0	0- 0	0- 0				

RPI 1-25				RPI 26-50				RPI 51-100				RPI 101+ Team's RPI: 301			
RPI	S	Opponent	Score	RPI	S	Opponent	Score	RPI	S	Opponent	Score	RPI	S	Opponent	Score
4	A	Mississippi St.	30 106									110	H	SFA	76 72
6	A	Texas	39 86									115	A	Central Ark.	43 76
												121	A	Arkansas	36 65
												131	A	Lamar University	60 73
												168	A	Memphis	38 54
												263	A	McNeese	52 68
												263	H	McNeese	63 68
												284	H	Mississippi Val.	64 68
												303	A	A&M-Corpus Christi	51 60
												307	H	Nicholls St.	75 58
												332	H	La.-Monroe	67 65
												334	A	Southeastern La.	58 69
												336	A	Incarinate Word	76 74
												343	H	Sam Houston St.	78 51
												348	H	Jackson St.	83 65
LAST 12 Division I GAMES:															
110	H	SFA	76 72	303	A	A&M-Corpus Christi	51 60								
131	A	Lamar University	60 73	336	A	Incarinate Word	76 74								
334	A	Southeastern La.	58 69	115	A	Central Ark.	43 76								
263	A	McNeese	52 68	263	H	McNeese	63 68								
343	H	Sam Houston St.	78 51	4	A	Mississippi St.	30 106								
307	H	Nicholls St.	75 58	121	A	Arkansas	36 65								

Non-Div I Games: LeTourneau 80 68 Louisiana Col. 113 65 LSU-Alexandria 97 76 Central Baptist 93 42 Northwestern St.

Average RPI Win: 83		WON-LOST	WINNING	LAST 10	STRENGTH OF	OPP. STRENGTH	TEAM	ADJ.	CONF.	ADJ CONF.
Average RPI Loss: 17		RECORD	PCT. RANK	GAMES	SCHEDULE	OF SCHEDULE	RPI	RPI	RPI	RPI
DIV. I ONLY		22- 3	8	9- 1	2	8	2	2	3	3
DIV. I NON-CONF.		12- 2	23	0- 1	2	4	2	2	4	4
<hr/>										
TOTALS	RPI 1-25		RPI 26-50		W-L RECORDS		RPI 51-100		RPI 101-150	RPI 150+
22- 3	5- 2		5- 1		OVERALL		6- 0		3- 0	3- 0
11- 1	3- 1		1- 0		HOME		3- 0		3- 0	1- 0
10- 2	2- 1		4- 1		AWAY		3- 0		0- 0	1- 0
1- 0	0- 0		0- 0		NEUTRAL		0- 0		0- 0	1- 0
12- 2	2- 2		3- 0		NON-CONFERENCE		3- 0		2- 0	2- 0
6- 1	1- 1		1- 0		HOME		1- 0		2- 0	1- 0
5- 1	1- 1		2- 0		AWAY		2- 0		0- 0	0- 0
1- 0	0- 0		0- 0		NEUTRAL		0- 0		0- 0	1- 0
10- 1	3- 0		2- 1		CONFERENCE		3- 0		1- 0	1- 0
5- 0	2- 0		0- 0		HOME		2- 0		1- 0	0- 0
5- 1	1- 0		2- 1		AWAY		1- 0		0- 0	1- 0
0- 0	0- 0		0- 0		NEUTRAL		0- 0		0- 0	0- 0

RPI 1-25				Team's RPI: 2		RPI 26-50				RPI 51-100				RPI 101+			
RPI	S	Opponent	Score	RPI	S	Opponent	Score	RPI	S	Opponent	Score	RPI	S	Opponent	Score		
1	H	UConn	61 72	33	H	Green Bay	71 67	59	H	Wake Forest	92 72	113	H	Fordham	67 36		
9	H	Washington	71 60	36	A	North Carolina St.	62 70	69	H	Virginia	82 74	124	H	TCU	92 59		
10	H	Duke	62 58	42	A	Georgia Tech	55 38	83	H	Central Mich.	107 47	141	H	Pittsburgh	86 54		
13	H	Louisville	85 66	44	A	Virginia Tech	76 59	86	A	North Carolina	77 55	177	A	Boston College	80 69		
14	A	Tennessee	69 71	46	A	Michigan St.	79 61	87	A	Toledo	85 68	191	N	Louisiana	91 51		
15	A	DePaul	75 61	50	A	Iowa	73 58	95	A	Chattanooga	79 58	320	H	Valparaiso	114 54		
19	A	Miami (FL)	67 55														
LAST 12 Division I GAMES:																	
13	H	Louisville	85 66	14	A	Tennessee	69 71	141	H	Pittsburgh	86 54	19	A	Miami (FL)	67 55		
44	A	Virginia Tech	76 59	42	A	Georgia Tech	55 38	86	A	North Carolina	77 55	83	H	Central Mich.	107 47		
69	H	Virginia	82 74	50	A	Iowa	73 58	95	A	Chattanooga	79 58	124	H	TCU	92 59		
10	H	Duke	62 58														
86	A	North Carolina	77 55														
177	A	Boston College	80 69														

Non-Div I Games:

Notre Dame

Average RPI Win: 255		WON-LOST	WINNING	LAST 10	STRENGTH OF	OPP. STRENGTH	TEAM	ADJ.	CONF.	ADJ CONF.
Average RPI Loss: 100		RECORD	PCT. RANK	GAMES	SCHEDULE	OF SCHEDULE	RPI	RPI	RPI	RPI
DIV. I ONLY		11- 10	157	5- 5	151	229	160	160	20	20
DIV. I NON-CONF.		4- 5	198	0- 0	254	126	193	193	20	20
TOTALS		RPI 1-25	RPI 26-50	W-L RECORDS	RPI 51-100	RPI 101-150	RPI 150+			
11- 10	0- 0		1- 3	OVERALL	0- 2	0- 4	10- 1			
7- 4	0- 0		1- 0	HOME	0- 0	0- 3	6- 1			
4- 6	0- 0		0- 3	AWAY	0- 2	0- 1	4- 0			
0- 0	0- 0		0- 0	NEUTRAL	0- 0	0- 0	0- 0			
4- 5	0- 0		0- 2	NON-CONFERENCE	0- 2	0- 1	4- 0			
2- 1	0- 0		0- 0	HOME	0- 0	0- 1	2- 0			
2- 4	0- 0		0- 2	AWAY	0- 2	0- 0	2- 0			
0- 0	0- 0		0- 0	NEUTRAL	0- 0	0- 0	0- 0			
7- 5	0- 0		1- 1	CONFERENCE	0- 0	0- 3	6- 1			
5- 3	0- 0		1- 0	HOME	0- 0	0- 2	4- 1			
2- 2	0- 0		0- 1	AWAY	0- 0	0- 1	2- 0			
0- 0	0- 0		0- 0	NEUTRAL	0- 0	0- 0	0- 0			

RPI 1-25				RPI 26-50				RPI 51-100				RPI 101+			
RPI	S	Opponent	Score	RPI	S	Opponent	Score	RPI	S	Opponent	Score	RPI	S	Opponent	Score
				29	A	Michigan	63 101	53	A	Indiana	59 84	129	H	Ball St.	59 66
				33	A	Green Bay	47 89	83	A	Central Mich.	67 70	143	A	Wright St.	66 84
				33	H	Green Bay	74 71					143	H	Wright St.	61 73
				46	A	Michigan St.	74 81					146	H	Detroit	71 80
												173	A	Milwaukee	75 73
												173	H	Milwaukee	77 63
												194	H	Cleveland St.	62 74
												262	A	Northern Ky.	61 47
												271	H	Vermont	79 55
												282	H	North Dakota St.	95 66
												314	H	Youngstown St.	80 54
												320	H	Valparaiso	104 63
												324	A	Fort Wayne	82 61
												326	H	Ill.-Chicago	81 58
												329	A	Chicago St.	80 60
LAST 12 Division I GAMES:															
				173	H	Milwaukee	77 63	143	H	Wright St.	61 73				
				33	H	Green Bay	74 71	33	A	Green Bay	47 89				
				143	A	Wright St.	66 84	173	A	Milwaukee	75 73				
				262	A	Northern Ky.	61 47	146	H	Detroit	71 80				
				314	H	Youngstown St.	80 54	320	H	Valparaiso	104 63				
				194	H	Cleveland St.	62 74	326	H	Ill.-Chicago	81 58				

Non-Div I Games:	Concordia (MI)	99	32	Marygrove	126	31
------------------	----------------	----	----	-----------	-----	----

Oakland

■ Loss, ■ Non-Conf, S Site, H Home A Away N Neutral

Average RPI Win:	182	WON-LOST	WINNING	LAST 10	STRENGTH OF	OPP. STRENGTH	TEAM	ADJ.	CONF.	ADJ CONF.
Average RPI Loss:	115	RECORD	PCT. RANK	GAMES	SCHEDULE	OF SCHEDULE	RPI	RPI	RPI	RPI
DIV. I ONLY	17- 5	27	7- 3	138	120	45	45	10	10	
DIV. I NON-CONF.	9- 2	37	0- 1	203	172	61	61	11	11	
TOTALS	RPI 1-25	RPI 26-50	W-L RECORDS	RPI 51-100	RPI 101-150	RPI 150+				
17- 5	0- 0	0- 1	OVERALL	5- 2	1- 1	11- 1				
10- 1	0- 0	0- 0	HOME	2- 0	1- 1	7- 0				
7- 4	0- 0	0- 1	AWAY	3- 2	0- 0	4- 1				
0- 0	0- 0	0- 0	NEUTRAL	0- 0	0- 0	0- 0				
9- 2	0- 0	0- 1	NON-CONFERENCE	2- 0	1- 0	6- 1				
6- 0	0- 0	0- 0	HOME	0- 0	1- 0	5- 0				
3- 2	0- 0	0- 1	AWAY	2- 0	0- 0	1- 1				
0- 0	0- 0	0- 0	NEUTRAL	0- 0	0- 0	0- 0				
8- 3	0- 0	0- 0	CONFERENCE	3- 2	0- 1	5- 0				
4- 1	0- 0	0- 0	HOME	2- 0	0- 1	2- 0				
4- 2	0- 0	0- 0	AWAY	1- 2	0- 0	3- 0				
0- 0	0- 0	0- 0	NEUTRAL	0- 0	0- 0	0- 0				

RPI 1-25				RPI 26-50				Team's RPI: 45				RPI 51-100				RPI 101+			
RPI	S	Opponent	Score	RPI	S	Opponent	Score	RPI	S	Opponent	Score	RPI	S	Opponent	Score	RPI	S	Opponent	Score
29	A	Michigan	46 69					68	H	Buffalo	83 55	106	H	Kent St.	65 68				
								76	A	IUPUI	71 65	107	H	Duquesne	64 46				
								77	A	Northern Ill.	80 88	162	H	Western Mich.	80 67				
								83	A	Central Mich.	59 64	192	H	Illinois	80 68				
								87	A	Toledo	64 55	205	H	Binghamton	63 55				
								87	H	Toledo	61 55	211	A	Akron	85 69				
								93	A	Middle Tenn.	73 52	220	A	Miami (OH)	79 62				
												246	H	Murray St.	79 70				
												258	A	Bowling Green	69 58				
												261	H	UT Martin	72 55				
												262	H	Northern Ky.	58 41				
												264	H	Eastern Mich.	68 51				
												278	A	N.C. A&T	57 63				
												293	A	High Point	76 48				
LAST 12 Division I GAMES:																			
87	H	Toledo	61 55	106	H	Kent St.	65 68												
83	A	Central Mich.	59 64	211	A	Akron	85 69												
220	A	Miami (OH)	79 62	77	A	Northern Ill.	80 88												
162	H	Western Mich.	80 67	68	H	Buffalo	83 55												
264	H	Eastern Mich.	68 51	258	A	Bowling Green	69 58												
87	A	Toledo	64 55	278	A	N.C. A&T	57 63												

Non-Div I Games:

Ohio

Average RPI Win: 148		WON-LOST	WINNING	LAST 10	STRENGTH OF	OPP. STRENGTH	TEAM	ADJ.	CONF.	ADJ CONF.
Average RPI Loss: 15		RECORD	PCT. RANK	GAMES	SCHEDULE	OF SCHEDULE	RPI	RPI	RPI	RPI
DIV. I ONLY		21- 5	20	9- 1	61	41	31	31	6	6
DIV. I NON-CONF.		10- 4	80	0- 0	43	46	66	66	6	6
TOTALS		RPI 1-25	RPI 26-50		W-L RECORDS		RPI 51-100	RPI 101-150	RPI 150+	
21- 5	0- 4	2- 1		OVERALL		7- 0	1- 0	11- 0		
14- 2	0- 2	1- 0		HOME		2- 0	1- 0	10- 0		
5- 2	0- 1	0- 1		AWAY		4- 0	0- 0	1- 0		
2- 1	0- 1	1- 0		NEUTRAL		1- 0	0- 0	0- 0		
10- 4	0- 4	1- 0		NON-CONFERENCE		1- 0	1- 0	7- 0		
8- 2	0- 2	0- 0		HOME		0- 0	1- 0	7- 0		
0- 1	0- 1	0- 0		AWAY		0- 0	0- 0	0- 0		
2- 1	0- 1	1- 0		NEUTRAL		1- 0	0- 0	0- 0		
11- 1	0- 0	1- 1		CONFERENCE		6- 0	0- 0	4- 0		
6- 0	0- 0	1- 0		HOME		2- 0	0- 0	3- 0		
5- 1	0- 0	0- 1		AWAY		4- 0	0- 0	1- 0		
0- 0	0- 0	0- 0		NEUTRAL		0- 0	0- 0	0- 0		

RPI	S	Opponent	Score	RPI	S	Opponent	Score	Team's RPI: 31	RPI	S	Opponent	Score	RPI	S	Opponent	Score
1	A	UConn	63 82	29	H	Michigan	96 87		51	A	Northwestern	94 87	107	H	Duquesne	89 69
3	H	South Carolina	80 92	34	N	Syracuse	77 72		52	A	Minnesota	88 76	157	H	Cincinnati	80 38
8	N	Baylor	68 85	46	A	Michigan St.	75 94		52	H	Minnesota	87 62	179	H	Nebraska	95 75
19	H	Miami (FL)	89 94						53	A	Indiana	92 82	192	H	Illinois	88 64
									84	H	Penn St.	87 72	194	H	Cleveland St.	96 78
									90	N	FGCU	79 66	202	A	Wisconsin	96 68
									94	A	Purdue	61 56	202	H	Wisconsin	70 61
													212	H	Alabama St.	118 61
													233	H	Southern U.	108 73
													242	H	Canisius	89 56
													323	H	Winthrop	88 48
													333	H	LIU Brooklyn	113 54
LAST 12 Division I GAMES:																
202	A	Wisconsin	96 68	94	A	Purdue	61 56									
84	H	Penn St.	87 72	46	A	Michigan St.	75 94									
179	H	Nebraska	95 75	29	H	Michigan	96 87									
52	A	Minnesota	88 76	51	A	Northwestern	94 87									
192	H	Illinois	88 64	53	A	Indiana	92 82									
202	H	Wisconsin	70 61	52	H	Minnesota	87 62									

Non-Div I Games:

Ohio St.

■ Loss,
■ Non-Conf, S Site,
■ Home
■ Away
N Neutral

Average RPI Win: 112		WON-LOST	WINNING	LAST 10	STRENGTH OF	OPP. STRENGTH	TEAM	ADJ.	CONF.	ADJ CONF.
Average RPI Loss: 45		RECORD	PCT. RANK	GAMES	SCHEDULE	OF SCHEDULE	RPI	RPI	RPI	RPI
DIV. I ONLY		18- 6	38	7- 3	28	22	18	18	4	4
DIV. I NON-CONF.		9- 3	63	0- 0	29	124	40	40	3	3
TOTALS		RPI 1-25	RPI 26-50		W-L RECORDS		RPI 51-100	RPI 101-150	RPI 150+	
18- 6	1- 3	2- 1		OVERALL		7- 1	2- 1	6- 0		
12- 1	1- 0	2- 0		HOME		4- 0	2- 1	3- 0		
4- 4	0- 3	0- 0		AWAY		3- 1	0- 0	1- 0		
2- 1	0- 0	0- 1		NEUTRAL		0- 0	0- 0	2- 0		
9- 3	0- 1	2- 1		NON-CONFERENCE		2- 0	1- 1	4- 0		
6- 1	0- 0	2- 0		HOME		1- 0	1- 1	2- 0		
1- 1	0- 1	0- 0		AWAY		1- 0	0- 0	0- 0		
2- 1	0- 0	0- 1		NEUTRAL		0- 0	0- 0	2- 0		
9- 3	1- 2	0- 0		CONFERENCE		5- 1	1- 0	2- 0		
6- 0	1- 0	0- 0		HOME		3- 0	1- 0	1- 0		
3- 3	0- 2	0- 0		AWAY		2- 1	0- 0	1- 0		
0- 0	0- 0	0- 0		NEUTRAL		0- 0	0- 0	0- 0		

RPI	S	Opponent	Score	RPI	S	Opponent	Score	RPI	S	Opponent	Score	RPI	S	Opponent	Score
6	A	Texas	68 86	39	H	South Dakota St.	74 60	55	A	Oklahoma St.	66 60	124	H	TCU	87 72
8	A	Baylor	58 92	40	N	California	74 82	55	H	Oklahoma St.	68 62	130	H	Tulsa	85 68
16	A	Kentucky	68 82	48	H	Little Rock	68 58	62	H	Texas Tech	66 45	138	H	Oral Roberts	67 74
21	H	Kansas St.	85 80					64	A	West Virginia	73 83	153	A	Kansas	84 54
								65	H	Colorado St.	70 55	153	H	Kansas	89 52
								71	A	Iowa St.	67 57	172	N	Xavier	81 69
								71	H	Iowa St.	78 63	183	H	Southern Ill.	80 48
								100	A	BYU	68 61	253	H	UTRGV	92 59
												256	N	Portland St.	74 60
LAST 12 Division I GAMES:															
55	A	Oklahoma St.	66 60	62	H	Texas Tech	66 45								
153	H	Kansas	89 52	71	A	Iowa St.	67 57								
8	A	Baylor	58 92	64	A	West Virginia	73 83								
71	H	Iowa St.	78 63	21	H	Kansas St.	85 80								
55	H	Oklahoma St.	68 62	124	H	TCU	87 72								
6	A	Texas	68 86	153	A	Kansas	84 54								

Non-Div I Games:

Oklahoma

■ Loss,
 ■ Non-Conf, S Site,
 ■ Home
 ■ Away
 N Neutral

Average RPI Win:	155	WON-LOST	WINNING	LAST 10	STRENGTH OF	OPP. STRENGTH	TEAM	ADJ.	CONF.	ADJ CONF.
Average RPI Loss:	19	RECORD	PCT. RANK	GAMES	SCHEDULE	OF SCHEDULE	RPI	RPI	RPI	RPI
DIV. I ONLY	13- 9	126	2- 8	32	17	55	55	4	4	
DIV. I NON-CONF.	10- 1	16	0- 1	89	145	22	22	3	3	
TOTALS	RPI 1-25	RPI 26-50	W-L RECORDS	RPI 51-100	RPI 101-150	RPI 150+				
13- 9	0- 8	0- 0	OVERALL	4- 1	2- 0	7- 0				
9- 4	0- 4	0- 0	HOME	3- 0	0- 0	6- 0				
2- 4	0- 3	0- 0	AWAY	1- 1	1- 0	0- 0				
2- 1	0- 1	0- 0	NEUTRAL	0- 0	1- 0	1- 0				
10- 1	0- 1	0- 0	NON-CONFERENCE	3- 0	1- 0	6- 0				
7- 0	0- 0	0- 0	HOME	2- 0	0- 0	5- 0				
1- 0	0- 0	0- 0	AWAY	1- 0	0- 0	0- 0				
2- 1	0- 1	0- 0	NEUTRAL	0- 0	1- 0	1- 0				
3- 8	0- 7	0- 0	CONFERENCE	1- 1	1- 0	1- 0				
2- 4	0- 4	0- 0	HOME	1- 0	0- 0	1- 0				
1- 4	0- 3	0- 0	AWAY	0- 1	1- 0	0- 0				
0- 0	0- 0	0- 0	NEUTRAL	0- 0	0- 0	0- 0				

RPI S	Opponent	Score	RPI S	Opponent	Score	RPI S	Opponent	Score	RPI S	Opponent	Score
6	A Texas	35 66				56	A Washington St.	79 72	102	N Long Beach St.	63 57
6	H Texas	71 85				57	H UNI	81 57	124	A TCU	82 67
7	N Oregon St.	54 73				62	A Texas Tech	65 70	153	H Kansas	74 70
8	H Baylor	50 86				71	H Iowa St.	71 59	158	N Santa Clara	67 53
18	A Oklahoma	62 68				97	H Georgia	71 51	176	H Rice	65 51
18	H Oklahoma	60 66							210	H Loyola Marymount	66 58
21	A Kansas St.	69 74							235	H Tennessee St.	86 48
21	H Kansas St.	43 63							253	H UTRGV	86 53
									325	H Arkansas St.	76 34
LAST 12 Division I GAMES:											
18	H Oklahoma	60 66	6	A Texas	35 66						
6	H Texas	71 85	8	H Baylor	50 86						
21	A Kansas St.	69 74	124	A TCU	82 67						
153	H Kansas	74 70	62	A Texas Tech	65 70						
18	A Oklahoma	62 68	71	H Iowa St.	71 59						
21	H Kansas St.	43 63	7	N Oregon St.	54 73						

Non-Div I Games:

Oklahoma St.

■ Loss,
■ Non-Conf,
■ S Site,
■ H Home
■ A Away
N Neutral

Average RPI Win:	222	WON-LOST	WINNING	LAST 10	STRENGTH OF	OPP. STRENGTH	TEAM	ADJ.	CONF.	ADJ CONF.
Average RPI Loss:	94	RECORD	PCT. RANK	GAMES	SCHEDULE	OF SCHEDULE	RPI	RPI	RPI	RPI
DIV. I ONLY	12- 10	149	6- 4	104	172	133	133	14	14	
DIV. I NON-CONF.	5- 6	186	0- 1	51	187	160	160	16	16	
TOTALS	RPI 1-25	RPI 26-50	W-L RECORDS	RPI 51-100	RPI 101-150	RPI 150+				
12- 10	0- 2	0- 1	OVERALL	0- 3	1- 2	11- 2				
8- 3	0- 0	0- 0	HOME	0- 2	1- 1	7- 0				
4- 5	0- 2	0- 0	AWAY	0- 0	0- 1	4- 2				
0- 2	0- 0	0- 1	NEUTRAL	0- 1	0- 0	0- 0				
5- 6	0- 2	0- 1	NON-CONFERENCE	0- 1	1- 1	4- 1				
5- 1	0- 0	0- 0	HOME	0- 0	1- 1	4- 0				
0- 3	0- 2	0- 0	AWAY	0- 0	0- 0	0- 1				
0- 2	0- 0	0- 1	NEUTRAL	0- 1	0- 0	0- 0				
7- 4	0- 0	0- 0	CONFERENCE	0- 2	0- 1	7- 1				
3- 2	0- 0	0- 0	HOME	0- 2	0- 0	3- 0				
4- 2	0- 0	0- 0	AWAY	0- 0	0- 1	4- 1				
0- 0	0- 0	0- 0	NEUTRAL	0- 0	0- 0	0- 0				

RPI 1-25				RPI 26-50				RPI 51-100				RPI 101+ Team's RPI: 133			
RPI	S	Opponent	Score	RPI	S	Opponent	Score	RPI	S	Opponent	Score	RPI	S	Opponent	Score
10	A	Duke	64 92	34	N	Syracuse	66 92	61	N	Dayton	69 77	117	A	Southern Miss.	69 84
19	A	Miami (FL)	56 66					82	H	Western Ky.	62 67	123	H	VCU	70 60
								91	H	Charlotte	75 86	136	H	William & Mary	58 69
												154	H	Hampton	61 58
												159	A	Louisiana Tech	69 64
												176	A	Rice	59 47
												176	H	Rice	81 66
												187	A	ETSU	60 70
												200	A	North Texas	55 65
												200	H	North Texas	62 47
												214	H	Dartmouth	82 56
												249	H	Marshall	73 69
												268	H	Norfolk St.	65 54
												270	A	FIU	86 64
												330	A	Fla. Atlantic	93 73
												344	H	N.C. Central	83 52
LAST 12 Division I GAMES:															
330	A	Fla. Atlantic	93 73	117	A	Southern Miss.	69 84								
270	A	FIU	86 64	82	H	Western Ky.	62 67								
200	H	North Texas	62 47	249	H	Marshall	73 69								
176	H	Rice	81 66	200	A	North Texas	55 65								
91	H	Charlotte	75 86	176	A	Rice	59 47								
159	A	Louisiana Tech	69 64	187	A	ETSU	60 70								

Non-Div I Games:

Old Dominion

■ Loss,
 ■ Non-Conf,
 ■ S Site,
 ■ H Home
 ■ A Away
 N Neutral

Average RPI Win: 204		WON-LOST	WINNING	LAST 10	STRENGTH OF	OPP. STRENGTH	TEAM	ADJ.	CONF.	ADJ CONF.
Average RPI Loss: 53		RECORD	PCT. RANK	GAMES	SCHEDULE	OF SCHEDULE	RPI	RPI	RPI	RPI
DIV. I ONLY		15- 8	88	4- 6	144	73	96	96	2	2
DIV. I NON-CONF.		11- 2	24	2- 0	326	244	126	126	2	2
TOTALS		RPI 1-25	RPI 26-50		W-L RECORDS		RPI 51-100	RPI 101-150	RPI 150+	
15- 8	1- 4	1- 0		OVERALL		2- 2	2- 2	9- 0		
13- 1	1- 0	1- 0		HOME		1- 0	2- 1	8- 0		
1- 7	0- 4	0- 0		AWAY		1- 2	0- 1	0- 0		
1- 0	0- 0	0- 0		NEUTRAL		0- 0	0- 0	1- 0		
11- 2	0- 0	1- 0		NON-CONFERENCE		0- 2	1- 0	9- 0		
10- 0	0- 0	1- 0		HOME		0- 0	1- 0	8- 0		
0- 2	0- 0	0- 0		AWAY		0- 2	0- 0	0- 0		
1- 0	0- 0	0- 0		NEUTRAL		0- 0	0- 0	1- 0		
4- 6	1- 4	0- 0		CONFERENCE		2- 0	1- 2	0- 0		
3- 1	1- 0	0- 0		HOME		1- 0	1- 1	0- 0		
1- 5	0- 4	0- 0		AWAY		1- 0	0- 1	0- 0		
0- 0	0- 0	0- 0		NEUTRAL		0- 0	0- 0	0- 0		

RPI	S	Opponent	Score	RPI	S	Opponent	Score	RPI	S	Opponent	Score	RPI	S	Opponent	Score
3	A	South Carolina	46 65	37	H	Oregon	83 67	64	A	West Virginia	61 66	116	A	Alabama	80 90
4	A	Mississippi St.	62 73					74	A	Florida	84 75	116	H	Alabama	57 65
14	H	Tennessee	67 62					79	A	UNLV	57 64	121	H	Arkansas	73 64
16	A	Kentucky	57 89					97	H	Georgia	69 62	123	H	VCU	77 57
25	A	Auburn	60 83									202	N	Wisconsin	69 44
												248	H	Austin Peay	66 38
												260	H	Jacksonville St.	68 50
												284	H	Mississippi Val.	67 30
												293	H	High Point	73 62
												295	H	Lipscomb	76 49
												332	H	La.-Monroe	97 40
												334	H	Southeastern La.	81 31
												348	H	Jackson St.	89 41
LAST 12 Division I GAMES:															
74	A	Florida	84 75	14	H	Tennessee	67 62								
97	H	Georgia	69 62	25	A	Auburn	60 83								
16	A	Kentucky	57 89	116	A	Alabama	80 90								
116	H	Alabama	57 65	121	H	Arkansas	73 64								
3	A	South Carolina	46 65	284	H	Mississippi Val.	67 30								
4	A	Mississippi St.	62 73	248	H	Austin Peay	66 38								

Non-Div I Games:

Ole Miss

■ Loss,
 ■ Non-Conf,
 ■ S Site,
 ■ H Home
 ■ A Away
 N Neutral

Average RPI Win:	221	WON-LOST	WINNING	LAST 10	STRENGTH OF	OPP. STRENGTH	TEAM	ADJ.	CONF.	ADJ CONF.
Average RPI Loss:	106	RECORD	PCT. RANK	GAMES	SCHEDULE	OF SCHEDULE	RPI	RPI	RPI	RPI
DIV. I ONLY	9- 13	222	2- 3	114	144	163	163	11	11	
DIV. I NON-CONF.	5- 6	186	1- 1	185	169	163	163	10	10	
TOTALS	RPI 1-25	RPI 26-50	W-L RECORDS	RPI 51-100	RPI 101-150	RPI 150+				
9- 13	0- 2	1- 1	OVERALL	1- 5	0- 3	7- 2				
4- 4	0- 1	1- 0	HOME	1- 2	0- 1	2- 0				
4- 9	0- 1	0- 1	AWAY	0- 3	0- 2	4- 2				
1- 0	0- 0	0- 0	NEUTRAL	0- 0	0- 0	1- 0				
5- 6	0- 2	0- 0	NON-CONFERENCE	0- 1	0- 2	5- 1				
2- 1	0- 1	0- 0	HOME	0- 0	0- 0	2- 0				
2- 5	0- 1	0- 0	AWAY	0- 1	0- 2	2- 1				
1- 0	0- 0	0- 0	NEUTRAL	0- 0	0- 0	1- 0				
4- 7	0- 0	1- 1	CONFERENCE	1- 4	0- 1	2- 1				
2- 3	0- 0	1- 0	HOME	1- 2	0- 1	0- 0				
2- 4	0- 0	0- 1	AWAY	0- 2	0- 0	2- 1				
0- 0	0- 0	0- 0	NEUTRAL	0- 0	0- 0	0- 0				

RPI 1-25			RPI 26-50			RPI 51-100			RPI 101+			Team's RPI: 163
RPI	S	Opponent	Score	RPI	S	Opponent	Score	RPI	S	Opponent	Score	
21	H	Kansas St.	57 70	39	A	South Dakota St.	64 76	60	H	South Dakota	52 60	135 A Abilene Christian 66 73
22	A	Creighton	45 82	39	H	South Dakota St.	83 82	65	A	Colorado St.	42 69	137 A UCF 41 81
								76	A	IUPUI	47 79	138 H Oral Roberts 65 67
								76	H	IUPUI	64 44	179 A Nebraska 58 66
								89	A	Western Ill.	63 80	198 H Indiana St. 72 45
								89	H	Western Ill.	74 78	200 N North Texas 85 57
												238 H Wofford 89 64
												282 A North Dakota St. 80 60
												302 A Denver 82 73
												310 A UMKC 80 57
												324 A Fort Wayne 62 65
												340 A Florida A&M 70 50
LAST 12 Division I GAMES:												
200	N	North Texas	85 57	302	A	Denver	82 73					
135	A	Abilene Christian	66 73	282	A	North Dakota St.	80 60					
89	A	Western Ill.	63 80	60	H	South Dakota	52 60					
76	A	IUPUI	47 79	89	H	Western Ill.	74 78					
39	H	South Dakota St.	83 82	39	A	South Dakota St.	64 76					
324	A	Fort Wayne	62 65	76	H	IUPUI	64 44					

Non-Div I Games: Lincoln (MO) 98 49 York (NE) 106 37

Omaha

Loss, Non-Conf, S Site, H Home A Away N Neutral

Oral Roberts

Through Games Of Feb. 6, 2017

Average RPI Win:	199	WON-LOST	WINNING	LAST 10	STRENGTH OF	OPP. STRENGTH	TEAM	ADJ.	CONF.	ADJ CONF.
Average RPI Loss:	89	RECORD	PCT. RANK	GAMES	SCHEDULE	OF SCHEDULE	RPI	RPI	RPI	RPI
DIV. I ONLY	11- 11	168	4- 6	150	89	138	138	11	11	
DIV. I NON-CONF.	6- 5	148	1- 0	142	9	82	82	10	10	
TOTALS	RPI 1-25	RPI 26-50	W-L RECORDS	RPI 51-100	RPI 101-150	RPI 150+				
11- 11	1- 1	0- 3	OVERALL	1- 5	2- 0	7- 2				
5- 4	0- 0	0- 1	HOME	1- 2	1- 0	3- 1				
6- 7	1- 1	0- 2	AWAY	0- 3	1- 0	4- 1				
0- 0	0- 0	0- 0	NEUTRAL	0- 0	0- 0	0- 0				
6- 5	1- 1	0- 2	NON-CONFERENCE	0- 1	2- 0	3- 1				
3- 0	0- 0	0- 0	HOME	0- 0	1- 0	2- 0				
3- 5	1- 1	0- 2	AWAY	0- 1	1- 0	1- 1				
0- 0	0- 0	0- 0	NEUTRAL	0- 0	0- 0	0- 0				
5- 6	0- 0	0- 1	CONFERENCE	1- 4	0- 0	4- 1				
2- 4	0- 0	0- 1	HOME	1- 2	0- 0	1- 1				
3- 2	0- 0	0- 0	AWAY	0- 2	0- 0	3- 0				
0- 0	0- 0	0- 0	NEUTRAL	0- 0	0- 0	0- 0				

RPI 1-25				RPI 26-50				RPI 51-100				RPI 101+ Team's RPI: 138			
RPI	S	Opponent	Score	RPI	S	Opponent	Score	RPI	S	Opponent	Score	RPI	S	Opponent	Score
18	A	Oklahoma	74 67	39	H	South Dakota St.	57 78	51	A	Northwestern	55 64	121	A	Arkansas	70 60
24	A	Arizona St.	52 79	48	A	Little Rock	50 56	60	H	South Dakota	47 69	130	H	Tulsa	76 68
				50	A	Iowa	76 96	76	A	IUPUI	41 53	152	H	Missouri St.	78 56
								76	H	IUPUI	54 45	153	A	Kansas	56 64
								89	A	Western Ill.	72 76	163	A	Omaha	67 65
								89	H	Western Ill.	62 76	261	H	UT Martin	82 53
												282	A	North Dakota St.	70 50
												302	H	Denver	45 47
												324	A	Fort Wayne	75 59
												324	H	Fort Wayne	82 56
												337	A	Houston Baptist	75 65
LAST 12 Division I GAMES:															
76	H	IUPUI	54 45	39	H	South Dakota St.	57 78	60	H	South Dakota	47 69				
89	H	Western Ill.	62 76	89	A	Western Ill.	72 76	324	H	Fort Wayne	82 56				
282	A	North Dakota St.	70 50	163	A	Omaha	67 65	121	A	Arkansas	70 60				
302	H	Denver	45 47												
324	A	Fort Wayne	75 59												
76	A	IUPUI	41 53												

Non-Div I Games: Mid-Amer. Christian98 63 Okla. Sci. & Arts 67 35

Oral Roberts

Loss, Non-Conf, S Site, H Home A Away N Neutral

Oregon

Through Games Of Feb. 6, 2017

Average RPI Win:	149	WON-LOST	WINNING	LAST 10	STRENGTH OF	OPP. STRENGTH	TEAM	ADJ.	CONF.	ADJ CONF.
Average RPI Loss:	25	RECORD	PCT. RANK	GAMES	SCHEDULE	OF SCHEDULE	RPI	RPI	RPI	RPI
DIV. I ONLY	15- 9	112	5- 5	24	30	37	37	1	1	
DIV. I NON-CONF.	10- 2	33	0- 0	115	161	43	43	1	1	
TOTALS	RPI 1-25	RPI 26-50	W-L RECORDS	RPI 51-100	RPI 101-150	RPI 150+				
15- 9	0- 7	2- 0	OVERALL	3- 2	5- 0	5- 0				
8- 3	0- 2	1- 0	HOME	2- 1	3- 0	2- 0				
5- 5	0- 4	1- 0	AWAY	1- 1	2- 0	1- 0				
2- 1	0- 1	0- 0	NEUTRAL	0- 0	0- 0	2- 0				
10- 2	0- 1	1- 0	NON-CONFERENCE	0- 1	4- 0	5- 0				
6- 0	0- 0	1- 0	HOME	0- 0	3- 0	2- 0				
2- 1	0- 0	0- 0	AWAY	0- 1	1- 0	1- 0				
2- 1	0- 1	0- 0	NEUTRAL	0- 0	0- 0	2- 0				
5- 7	0- 6	1- 0	CONFERENCE	3- 1	1- 0	0- 0				
2- 3	0- 2	0- 0	HOME	2- 1	0- 0	0- 0				
3- 4	0- 4	1- 0	AWAY	1- 0	1- 0	0- 0				
0- 0	0- 0	0- 0	NEUTRAL	0- 0	0- 0	0- 0				

RPI 1-25				RPI 26-50				Team's RPI: 37	RPI 51-100				RPI 101+			
RPI	S	Opponent	Score	RPI	S	Opponent	Score		RPI	S	Opponent	Score	RPI	S	Opponent	Score
4	N	Mississippi St.	63 75	40	A	California	69 66		56	H	Washington St.	59 75	112	A	Clemson	87 59
7	A	Oregon St.	60 67	46	H	Michigan St.	88 55		70	H	Utah	84 66	125	A	Arizona	79 65
7	H	Oregon St.	40 43						75	A	Southern California	59 53	131	H	Lamar University	84 67
9	H	Washington	77 99						88	H	Colorado	71 66	140	H	Idaho	73 70
11	A	UCLA	63 79						96	A	Ole Miss	67 83	150	H	UTSA	77 63
12	A	Stanford	60 81										207	N	San Jose St.	91 62
24	A	Arizona St.	63 68										236	A	Hawaii	86 49
													256	N	Portland St.	90 46
													273	H	Portland	81 41
													289	H	CSU Bakersfield	77 62
LAST 12 Division I GAMES:																
24	A	Arizona St.	63 68	11	A	UCLA	63 79									
125	A	Arizona	79 65	75	A	Southern California	59 53									
7	A	Oregon St.	60 67	40	A	California	69 66									
7	H	Oregon St.	40 43	12	A	Stanford	60 81									
70	H	Utah	84 66	56	H	Washington St.	59 75									
88	H	Colorado	71 66	9	H	Washington	77 99									

Non-Div I Games:

Oregon

■ Loss,
 ■ Non-Conf, S Site,
 ■ Home
 ■ Away
 N Neutral

Average RPI Win:	102	WON-LOST	WINNING	LAST 10	STRENGTH OF	OPP. STRENGTH	TEAM	ADJ.	CONF.	ADJ CONF.
Average RPI Loss:	27	RECORD	PCT. RANK	GAMES	SCHEDULE	OF SCHEDULE	RPI	RPI	RPI	RPI
DIV. I ONLY	22- 2	5	9- 1	21	33	7	7	1	1	
DIV. I NON-CONF.	11- 1	13	0- 0	74	165	25	25	1	1	
TOTALS	RPI 1-25	RPI 26-50	W-L RECORDS	RPI 51-100	RPI 101-150	RPI 150+				
22- 2	3- 1	4- 1	OVERALL	8- 0	3- 0	4- 0				
11- 1	1- 0	1- 1	HOME	4- 0	1- 0	4- 0				
6- 1	2- 1	2- 0	AWAY	1- 0	1- 0	0- 0				
5- 0	0- 0	1- 0	NEUTRAL	3- 0	1- 0	0- 0				
11- 1	0- 0	1- 1	NON-CONFERENCE	4- 0	2- 0	4- 0				
6- 1	0- 0	0- 1	HOME	1- 0	1- 0	4- 0				
0- 0	0- 0	0- 0	AWAY	0- 0	0- 0	0- 0				
5- 0	0- 0	1- 0	NEUTRAL	3- 0	1- 0	0- 0				
11- 1	3- 1	3- 0	CONFERENCE	4- 0	1- 0	0- 0				
5- 0	1- 0	1- 0	HOME	3- 0	0- 0	0- 0				
6- 1	2- 1	2- 0	AWAY	1- 0	1- 0	0- 0				
0- 0	0- 0	0- 0	NEUTRAL	0- 0	0- 0	0- 0				

RPI 1-25				RPI 26-50				RPI 51-100				RPI 101+			
RPI	S	Opponent	Score	RPI	S	Opponent	Score	RPI	S	Opponent	Score	RPI	S	Opponent	Score
9	H	Washington	73 70	37	A	Oregon	43 40	55	N	Oklahoma St.	73 54	125	A	Arizona	65 57
11	A	UCLA	56 66	37	H	Oregon	67 60	56	H	Washington St.	80 58	131	H	Lamar University	88 56
12	A	Stanford	72 69	40	A	California	66 56	70	H	Utah	70 44	140	N	Idaho	60 49
24	A	Arizona St.	54 45	43	H	Marquette	73 74	75	A	Southern California	74 60	190	H	Idaho St.	61 38
				49	N	Quinnipiac	75 60	79	N	UNLV	62 59	272	H	Southern Utah	77 38
								88	H	Colorado	81 57	273	H	Portland	62 45
								98	H	UC Davis	93 52	288	H	Ark.-Pine Bluff	73 40
								100	N	BYU	65 56				
LAST 12 Division I GAMES:															
125	A	Arizona	65 57	75	A	Southern California	74 60								
24	A	Arizona St.	54 45	11	A	UCLA	56 66								
37	H	Oregon	67 60	12	A	Stanford	72 69								
37	A	Oregon	43 40	40	A	California	66 56								
88	H	Colorado	81 57	9	H	Washington	73 70								
70	H	Utah	70 44	56	H	Washington St.	80 58								

Non-Div I Games:

Oregon St.

Average RPI Win: 217	WON-LOST	WINNING	LAST 10	STRENGTH OF	OPP. STRENGTH	TEAM	ADJ.	CONF.	ADJ CONF.
Average RPI Loss: 122	RECORD	PCT. RANK	GAMES	SCHEDULE	OF SCHEDULE	RPI	RPI	RPI	RPI
DIV. I ONLY	7- 14	260	3- 7	86	189	209	209	15	15
DIV. I NON-CONF.	2- 7	284	0- 0	19	183	188	188	13	13
TOTALS	RPI 1-25	RPI 26-50	W-L RECORDS	RPI 51-100	RPI 101-150	RPI 150+			
7- 14	0- 1	0- 1	OVERALL	1- 4	1- 5	5- 3			
4- 8	0- 0	0- 1	HOME	0- 3	1- 2	3- 2			
3- 6	0- 1	0- 0	AWAY	1- 1	0- 3	2- 1			
0- 0	0- 0	0- 0	NEUTRAL	0- 0	0- 0	0- 0			
2- 7	0- 1	0- 1	NON-CONFERENCE	0- 2	0- 2	2- 1			
1- 5	0- 0	0- 1	HOME	0- 2	0- 1	1- 1			
1- 2	0- 1	0- 0	AWAY	0- 0	0- 1	1- 0			
0- 0	0- 0	0- 0	NEUTRAL	0- 0	0- 0	0- 0			
5- 7	0- 0	0- 0	CONFERENCE	1- 2	1- 3	3- 2			
3- 3	0- 0	0- 0	HOME	0- 1	1- 1	2- 1			
2- 4	0- 0	0- 0	AWAY	1- 1	0- 2	1- 1			
0- 0	0- 0	0- 0	NEUTRAL	0- 0	0- 0	0- 0			

RPI 1-25				RPI 26-50				RPI 51-100				RPI 101+ Team's RPI: 209			
RPI	S	Opponent	Score	RPI	S	Opponent	Score	RPI	S	Opponent	Score	RPI	S	Opponent	Score
11	A	UCLA	55 82	43	H	Marquette	75 89	63	H	Montana St.	66 72	102	A	Long Beach St.	58 66
								78	A	Gonzaga	65 63	108	H	Northern Colo.	56 60
								98	H	UC Davis	87 95	126	A	St. Mary's (CA)	74 82
								100	A	BYU	50 68	126	H	St. Mary's (CA)	54 63
								100	H	BYU	55 68	149	A	San Francisco	64 67
												149	H	San Francisco	63 60
												167	H	Fresno St.	67 74
												207	A	San Jose St.	99 96
												210	H	Loyola Marymount	52 65
												218	H	San Diego	84 64
												273	A	Portland	84 74
												289	H	CSU Bakersfield	91 61
												308	A	Pepperdine	58 59
												308	H	Pepperdine	80 79
LAST 12 Division I GAMES:															
308	H	Pepperdine	80 79	149	H	San Francisco	63 60								
126	A	St. Mary's (CA)	74 82	308	A	Pepperdine	58 59								
149	A	San Francisco	64 67	100	H	BYU	55 68								
210	H	Loyola Marymount	52 65	218	H	San Diego	84 64								
100	A	BYU	50 68	78	A	Gonzaga	65 63								
126	H	St. Mary's (CA)	54 63	273	A	Portland	84 74								

Non-Div I Games: UC Merced 111 50 William Jessup 103 65

Pacific

Loss, Non-Conf, S Site, H Home A Away N Neutral

Average RPI Win:	209	WON-LOST	WINNING	LAST 10	STRENGTH OF	OPP. STRENGTH	TEAM	ADJ.	CONF.	ADJ CONF.
Average RPI Loss:	98	RECORD	PCT. RANK	GAMES	SCHEDULE	OF SCHEDULE	RPI	RPI	RPI	RPI
DIV. I ONLY	11- 6	104	7- 2	164	126	119	119	9	9	
DIV. I NON-CONF.	6- 6	165	3- 3	256	130	187	187	9	9	
TOTALS	RPI 1-25	RPI 26-50	W-L RECORDS	RPI 51-100	RPI 101-150	RPI 150+				
11- 6	0- 2	1- 0	OVERALL	0- 1	0- 1	10- 2				
4- 5	0- 1	1- 0	HOME	0- 1	0- 1	3- 2				
7- 1	0- 1	0- 0	AWAY	0- 0	0- 0	7- 0				
0- 0	0- 0	0- 0	NEUTRAL	0- 0	0- 0	0- 0				
6- 6	0- 2	0- 0	NON-CONFERENCE	0- 1	0- 1	6- 2				
0- 5	0- 1	0- 0	HOME	0- 1	0- 1	0- 2				
6- 1	0- 1	0- 0	AWAY	0- 0	0- 0	6- 0				
0- 0	0- 0	0- 0	NEUTRAL	0- 0	0- 0	0- 0				
5- 0	0- 0	1- 0	CONFERENCE	0- 0	0- 0	4- 0				
4- 0	0- 0	1- 0	HOME	0- 0	0- 0	3- 0				
1- 0	0- 0	0- 0	AWAY	0- 0	0- 0	1- 0				
0- 0	0- 0	0- 0	NEUTRAL	0- 0	0- 0	0- 0				

RPI 1-25				RPI 26-50				RPI 51-100				RPI 101+ Team's RPI: 119			
RPI	S	Opponent	Score	RPI	S	Opponent	Score	RPI	S	Opponent	Score	RPI	S	Opponent	Score
10	A	Duke	55 68	35	H	Harvard	63 43	67	H	Villanova	48 60	111	H	Saint Joseph's	53 57
23	H	Temple	53 63									151	H	Yale	66 55
												156	H	Brown	86 60
												165	A	UC Riverside	71 55
												169	H	La Salle	56 58
												174	A	Princeton	62 57
												197	A	CSUN	47 36
												205	H	Binghamton	48 61
												214	H	Dartmouth	68 38
												243	A	Richmond	47 44
												299	A	Rhode Island	75 43
												322	A	Lafayette	64 47
												342	A	Wagner	63 39
LAST 12 Division I GAMES:															
214	H	Dartmouth	68 38	174	A	Princeton	62 57								
35	H	Harvard	63 43	165	A	UC Riverside	71 55								
23	H	Temple	53 63	197	A	CSUN	47 36								
67	H	Villanova	48 60	243	A	Richmond	47 44								
156	H	Brown	86 60	169	H	La Salle	56 58								
151	H	Yale	66 55	342	A	Wagner	63 39								

Non-Div I Games: Stevens 89 43

Penn

■ Loss,
 ■ Non-Conf,
 S Site,
 ■ Home
 ■ Away
 N Neutral

Average RPI Win:	179	WON-LOST	WINNING	LAST 10	STRENGTH OF	OPP. STRENGTH	TEAM	ADJ.	CONF.	ADJ CONF.
Average RPI Loss:	70	RECORD	PCT. RANK	GAMES	SCHEDULE	OF SCHEDULE	RPI	RPI	RPI	RPI
DIV. I ONLY	15- 8	88	5- 5	133	62	84	84	6	6	
DIV. I NON-CONF.	10- 2	33	1- 0	201	135	68	68	6	6	
TOTALS	RPI 1-25	RPI 26-50	W-L RECORDS	RPI 51-100	RPI 101-150	RPI 150+				
15- 8	1- 1	1- 2	OVERALL	1- 4	2- 0	10- 1				
11- 1	1- 0	1- 0	HOME	0- 1	2- 0	7- 0				
3- 6	0- 1	0- 1	AWAY	1- 3	0- 0	2- 1				
1- 1	0- 0	0- 1	NEUTRAL	0- 0	0- 0	1- 0				
10- 2	1- 0	0- 1	NON-CONFERENCE	0- 1	2- 0	7- 0				
7- 0	1- 0	0- 0	HOME	0- 0	2- 0	4- 0				
2- 1	0- 0	0- 0	AWAY	0- 1	0- 0	2- 0				
1- 1	0- 0	0- 1	NEUTRAL	0- 0	0- 0	1- 0				
5- 6	0- 1	1- 1	CONFERENCE	1- 3	0- 0	3- 1				
4- 1	0- 0	1- 0	HOME	0- 1	0- 0	3- 0				
1- 5	0- 1	0- 1	AWAY	1- 2	0- 0	0- 1				
0- 0	0- 0	0- 0	NEUTRAL	0- 0	0- 0	0- 0				

RPI 1-25				RPI 26-50				RPI 51-100				Team's RPI: 84	RPI 101+			
RPI	S	Opponent	Score	RPI	S	Opponent	Score	RPI	S	Opponent	Score		RPI	S	Opponent	Score
14	H	Tennessee	70 56	31	A	Ohio St.	72 87	51	A	Northwestern	74 58		141	H	Pittsburgh	91 62
17	A	Maryland	83 89	47	N	Georgetown	54 68	53	A	Indiana	66 72		147	H	Iona	80 67
				50	H	Iowa	71 58	53	H	Indiana	70 89		175	H	American	70 65
								72	A	Drexel	60 83		177	A	Boston College	60 56
								94	A	Purdue	51 64		179	H	Nebraska	86 69
													189	A	Rutgers	45 61
													192	H	Illinois	82 66
													202	H	Wisconsin	76 46
													211	H	Akron	84 71
													249	H	Marshall	82 80
													280	N	Georgia St.	69 42
													304	A	Holy Cross	84 48
													311	H	Saint Peter's	106 50
LAST 12 Division I GAMES:																
51	A	Northwestern	74 58	17	A	Maryland	83 89									
31	A	Ohio St.	72 87	94	A	Purdue	51 64									
192	H	Illinois	82 66	50	H	Iowa	71 58									
53	A	Indiana	66 72	189	A	Rutgers	45 61									
179	H	Nebraska	86 69	53	H	Indiana	70 89									
202	H	Wisconsin	76 46	147	H	Iona	80 67									

Non-Div I Games:

Penn St.

Pepperdine

Through Games Of Feb. 6, 2017

Average RPI Win:	214	WON-LOST	WINNING	LAST 10	STRENGTH OF	OPP. STRENGTH	TEAM	ADJ.	CONF.	ADJ CONF.
Average RPI Loss:	191	RECORD	PCT. RANK	GAMES	SCHEDULE	OF SCHEDULE	RPI	RPI	RPI	RPI
DIV. I ONLY	6- 17	295	3- 7	254	221	308	308	15	15	
DIV. I NON-CONF.	2- 9	293	0- 0	282	326	330	330	13	13	
TOTALS	RPI 1-25	RPI 26-50	W-L RECORDS	RPI 51-100	RPI 101-150	RPI 150+				
6- 17	0- 1	0- 0	OVERALL	1- 3	1- 2	4- 11				
4- 7	0- 1	0- 0	HOME	1- 2	1- 2	2- 2				
2- 10	0- 0	0- 0	AWAY	0- 1	0- 0	2- 9				
0- 0	0- 0	0- 0	NEUTRAL	0- 0	0- 0	0- 0				
2- 9	0- 1	0- 0	NON-CONFERENCE	0- 1	0- 1	2- 6				
1- 4	0- 1	0- 0	HOME	0- 1	0- 1	1- 1				
1- 5	0- 0	0- 0	AWAY	0- 0	0- 0	1- 5				
0- 0	0- 0	0- 0	NEUTRAL	0- 0	0- 0	0- 0				
4- 8	0- 0	0- 0	CONFERENCE	1- 2	1- 1	2- 5				
3- 3	0- 0	0- 0	HOME	1- 1	1- 1	1- 1				
1- 5	0- 0	0- 0	AWAY	0- 1	0- 0	1- 4				
0- 0	0- 0	0- 0	NEUTRAL	0- 0	0- 0	0- 0				

RPI S	Opponent	Score	RPI S	Opponent	Score	RPI S	Opponent	Score	RPI S	Opponent	Score	Team's RPI: 308
10	H Duke	65 99				78	A Gonzaga	61 83	102	H Long Beach St.	41 44	
						78	H Gonzaga	79 69	126	H St. Mary's (CA)	60 81	
						79	H UNLV	61 68	149	H San Francisco	81 59	
						100	H BYU	47 73	158	A Santa Clara	40 61	
									196	A New Mexico St.	66 75	
									209	A Pacific	79 80	
									209	H Pacific	59 58	
									210	A Loyola Marymount	60 72	
									218	A San Diego	55 42	
									245	A UC Santa Barbara	57 66	
									267	A Cal Poly	52 62	
									273	A Portland	55 75	
									273	H Portland	61 71	
									289	H CSU Bakersfield	62 57	
									290	H Nevada	60 69	
									302	A Denver	67 75	
									331	A Utah Valley	65 72	
									338	A Cal St. Fullerton	69 58	
LAST 12 Division I GAMES:												
209	A Pacific	79 80	158	A Santa Clara	40 61							
149	H San Francisco	81 59	209	H Pacific	59 58							
78	A Gonzaga	61 83	218	A San Diego	55 42							
273	A Portland	55 75	210	A Loyola Marymount	60 72							
126	H St. Mary's (CA)	60 81	273	H Portland	61 71							
100	H BYU	47 73	78	H Gonzaga	79 69							

Non-Div I Games:

Pepperdine

Loss, Non-Conf, S Site, H Home A Away N Neutral

Average RPI Win:	224	WON-LOST	WINNING	LAST 10	STRENGTH OF	OPP. STRENGTH	TEAM	ADJ.	CONF.	ADJ CONF.
Average RPI Loss:	50	RECORD	PCT. RANK	GAMES	SCHEDULE	OF SCHEDULE	RPI	RPI	RPI	RPI
DIV. I ONLY	11- 11	168	3- 7	76	71	141	141	3	3	
DIV. I NON-CONF.	8- 4	97	1- 1	260	267	182	182	4	4	
TOTALS	RPI 1-25	RPI 26-50	W-L RECORDS	RPI 51-100	RPI 101-150	RPI 150+				
11- 11	0- 4	0- 2	OVERALL	3- 4	0- 1	8- 0				
9- 4	0- 2	0- 0	HOME	3- 2	0- 0	6- 0				
0- 7	0- 2	0- 2	AWAY	0- 2	0- 1	0- 0				
2- 0	0- 0	0- 0	NEUTRAL	0- 0	0- 0	2- 0				
8- 4	0- 0	0- 0	NON-CONFERENCE	1- 3	0- 1	7- 0				
6- 2	0- 0	0- 0	HOME	1- 2	0- 0	5- 0				
0- 2	0- 0	0- 0	AWAY	0- 1	0- 1	0- 0				
2- 0	0- 0	0- 0	NEUTRAL	0- 0	0- 0	2- 0				
3- 7	0- 4	0- 2	CONFERENCE	2- 1	0- 0	1- 0				
3- 2	0- 2	0- 0	HOME	2- 0	0- 0	1- 0				
0- 5	0- 2	0- 2	AWAY	0- 1	0- 0	0- 0				
0- 0	0- 0	0- 0	NEUTRAL	0- 0	0- 0	0- 0				

RPI 1-25				RPI 26-50				RPI 51-100				RPI 101+ Team's RPI: 141			
RPI	S	Opponent	Score	RPI	S	Opponent	Score	RPI	S	Opponent	Score	RPI	S	Opponent	Score
2	A	Notre Dame	54 86	34	A	Syracuse	65 93	59	A	Wake Forest	48 57	107	A	Duquesne	54 63
13	A	Louisville	52 73	36	A	North Carolina St.	42 55	69	H	Virginia	62 54	177	H	Boston College	56 43
13	H	Louisville	48 63					84	A	Penn St.	62 91	241	H	Loyola Maryland	74 44
19	H	Miami (FL)	50 82					86	H	North Carolina	68 48	263	N	McNeese	71 65
								91	H	Charlotte	63 70	287	N	UTEP	71 46
								92	H	Cornell	56 44	300	H	Bryant	76 60
								94	H	Purdue	61 67	314	H	Youngstown St.	63 50
												316	H	Loyola Chicago	59 35
												318	H	Mt. St. Mary's	89 54
LAST 12 Division I GAMES:															
59	A	Wake Forest	48 57	2	A	Notre Dame	54 86								
34	A	Syracuse	65 93	13	A	Louisville	52 73								
13	H	Louisville	48 63	177	H	Boston College	56 43								
36	A	North Carolina St.	42 55	19	H	Miami (FL)	50 82								
69	H	Virginia	62 54	107	A	Duquesne	54 63								
86	H	North Carolina	68 48	263	N	McNeese	71 65								

Non-Div I Games: Slippery Rock 94 48

Pittsburgh

Loss, Non-Conf, S Site, H Home A Away N Neutral

Average RPI Win:	291	WON-LOST	WINNING	LAST 10	STRENGTH OF	OPP. STRENGTH	TEAM	ADJ.	CONF.	ADJ CONF.
Average RPI Loss:	125	RECORD	PCT. RANK	GAMES	SCHEDULE	OF SCHEDULE	RPI	RPI	RPI	RPI
DIV. I ONLY	3- 19	333	1- 9	92	129	273	273	15	15	
DIV. I NON-CONF.	1- 9	323	0- 0	27	73	230	230	13	13	
TOTALS	RPI 1-25	RPI 26-50	W-L RECORDS	RPI 51-100	RPI 101-150	RPI 150+				
3- 19	0- 2	0- 1	OVERALL	0- 7	0- 2	3- 7				
2- 7	0- 1	0- 0	HOME	0- 3	0- 1	2- 2				
1- 11	0- 1	0- 1	AWAY	0- 3	0- 1	1- 5				
0- 1	0- 0	0- 0	NEUTRAL	0- 1	0- 0	0- 0				
1- 9	0- 2	0- 1	NON-CONFERENCE	0- 4	0- 0	1- 2				
1- 2	0- 1	0- 0	HOME	0- 1	0- 0	1- 0				
0- 6	0- 1	0- 1	AWAY	0- 2	0- 0	0- 2				
0- 1	0- 0	0- 0	NEUTRAL	0- 1	0- 0	0- 0				
2- 10	0- 0	0- 0	CONFERENCE	0- 3	0- 2	2- 5				
1- 5	0- 0	0- 0	HOME	0- 2	0- 1	1- 2				
1- 5	0- 0	0- 0	AWAY	0- 1	0- 1	1- 3				
0- 0	0- 0	0- 0	NEUTRAL	0- 0	0- 0	0- 0				

RPI 1-25				RPI 26-50				RPI 51-100				RPI 101+ Team's RPI: 273			
RPI	S	Opponent	Score	RPI	S	Opponent	Score	RPI	S	Opponent	Score	RPI	S	Opponent	Score
7	A	Oregon St.	45 62	37	A	Oregon	41 81	63	H	Montana St.	66 70	126	A	St. Mary's (CA)	76 92
9	H	Washington	53 83					75	N	Southern California	54 67	149	H	San Francisco	56 75
								78	A	Gonzaga	55 67	158	A	Santa Clara	56 68
								78	H	Gonzaga	50 85	158	H	Santa Clara	44 56
								85	A	Boise St.	60 74	209	H	Pacific	74 84
								98	A	UC Davis	52 66	210	A	Loyola Marymount	54 69
								100	H	BYU	38 77	218	A	San Diego	40 57
												228	A	Weber St.	37 76
												256	H	Portland St.	79 68
												290	A	Nevada	59 72
												308	A	Pepperdine	71 61
												308	H	Pepperdine	75 55
LAST 12 Division I GAMES:															
100	H	BYU	38 77	210	A	Loyola Marymount	54 69								
158	A	Santa Clara	56 68	126	A	St. Mary's (CA)	76 92								
218	A	San Diego	40 57	78	A	Gonzaga	55 67								
308	H	Pepperdine	75 55	158	H	Santa Clara	44 56								
78	H	Gonzaga	50 85	308	A	Pepperdine	71 61								
149	H	San Francisco	56 75	209	H	Pacific	74 84								

Non-Div I Games: Alas. Anchorage 66 57

Portland

■ Loss,
■ Non-Conf,
■ S Site,
■ H Home
■ A Away
N Neutral

Average RPI Win:	290	WON-LOST	WINNING	LAST 10	STRENGTH OF	OPP. STRENGTH	TEAM	ADJ.	CONF.	ADJ CONF.
Average RPI Loss:	134	RECORD	PCT. RANK	GAMES	SCHEDULE	OF SCHEDULE	RPI	RPI	RPI	RPI
DIV. I ONLY	9- 12	214	4- 6	315	155	256	256	19	19	
DIV. I NON-CONF.	5- 6	186	0- 2	331	92	244	244	18	18	
TOTALS	RPI 1-25	RPI 26-50	W-L RECORDS	RPI 51-100	RPI 101-150	RPI 150+				
9- 12	0- 1	0- 1	OVERALL	0- 2	0- 5	9- 3				
4- 3	0- 0	0- 0	HOME	0- 0	0- 2	4- 1				
3- 7	0- 0	0- 0	AWAY	0- 0	0- 0	3- 0				
2- 2	0- 1	0- 1	NEUTRAL	0- 0	0- 0	2- 0				
5- 6	0- 1	0- 1	NON-CONFERENCE	0- 1	0- 1	5- 2				
2- 0	0- 0	0- 0	HOME	0- 0	0- 0	2- 0				
1- 4	0- 0	0- 0	AWAY	0- 1	0- 1	1- 2				
2- 2	0- 1	0- 1	NEUTRAL	0- 0	0- 0	2- 0				
4- 6	0- 0	0- 0	CONFERENCE	0- 1	0- 4	4- 1				
2- 3	0- 0	0- 0	HOME	0- 0	0- 2	2- 1				
2- 3	0- 0	0- 0	AWAY	0- 1	0- 2	2- 0				
0- 0	0- 0	0- 0	NEUTRAL	0- 0	0- 0	0- 0				

RPI 1-25			RPI 26-50			RPI 51-100			RPI 101+ Team's RPI: 256		
RPI	S	Opponent	Score	RPI	S	Opponent	Score	RPI	S	Opponent	Score
18	N	Oklahoma	60 74	37	N	Oregon	46 90	63	A	Montana St.	76 83
								85	A	Boise St.	76 94
								108	A	Northern Colo.	62 91
								125	A	Arizona	52 75
								139	A	North Dakota	61 65
								140	H	Idaho	66 72
								144	H	Eastern Wash.	62 68
								197	A	CSUN	72 99
								215	A	Seattle U	79 71
								262	N	Northern Ky.	77 54
								272	H	Southern Utah	81 74
								273	A	Portland	68 79
								277	A	Sacramento St.	88 86
								277	H	Sacramento St.	68 77
								294	N	Kennesaw St.	71 61
								296	H	Northern Ariz.	56 55
								327	H	UC Irvine	79 73
								328	A	Montana	64 44
								338	H	Cal St. Fullerton	81 73
LAST 12 Division I GAMES:											
144	H	Eastern Wash.	62 68	296	H	Northern Ariz.	56 55				
140	H	Idaho	66 72	277	A	Sacramento St.	88 86				
277	H	Sacramento St.	68 77	108	A	Northern Colo.	62 91				
63	A	Montana St.	76 83	139	A	North Dakota	61 65				
328	A	Montana	64 44	125	A	Arizona	52 75				
272	H	Southern Utah	81 74	18	N	Oklahoma	60 74				

Non-Div I Games: Pacific Union 93 61

Portland St.

Loss, Non-Conf, S Site, H Home A Away N Neutral

Average RPI Win:	282	WON-LOST	WINNING	LAST 10	STRENGTH OF	OPP. STRENGTH	TEAM	ADJ.	CONF.	ADJ CONF.
Average RPI Loss:	176	RECORD	PCT. RANK	GAMES	SCHEDULE	OF SCHEDULE	RPI	RPI	RPI	RPI
DIV. I ONLY	8- 14	241	3- 7	237	334	285	285	30	30	
DIV. I NON-CONF.	5- 7	205	0- 2	109	283	168	168	30	30	
TOTALS	RPI 1-25	RPI 26-50	W-L RECORDS	RPI 51-100	RPI 101-150	RPI 150+				
8- 14	0- 2	0- 0	OVERALL	0- 1	0- 2	8- 9				
7- 2	0- 0	0- 0	HOME	0- 0	0- 0	7- 2				
0- 12	0- 0	0- 0	AWAY	0- 0	0- 0	0- 1				
1- 0	0- 0	0- 0	NEUTRAL	0- 0	0- 0	1- 0				
5- 7	0- 2	0- 0	NON-CONFERENCE	0- 1	0- 2	5- 2				
4- 0	0- 0	0- 0	HOME	0- 0	0- 0	4- 0				
0- 7	0- 2	0- 0	AWAY	0- 1	0- 2	0- 2				
1- 0	0- 0	0- 0	NEUTRAL	0- 0	0- 0	1- 0				
3- 7	0- 0	0- 0	CONFERENCE	0- 0	0- 0	3- 7				
3- 2	0- 0	0- 0	HOME	0- 0	0- 0	3- 2				
0- 5	0- 0	0- 0	AWAY	0- 0	0- 0	0- 5				
0- 0	0- 0	0- 0	NEUTRAL	0- 0	0- 0	0- 0				

RPI	S	Opponent	Score	RPI	S	Opponent	Score	RPI	S	Opponent	Score	RPI	S	Opponent	Score	Team's RPI: 285
15	A	DePaul	62 94					62	A	Texas Tech	43 85	101	A	SMU	54 61	
20	A	Texas A&M	62 90									110	A	SFA	64 88	
												176	A	Rice	57 68	
												183	H	Texas St.	64 60	
												203	A	Texas Southern	51 73	
												203	H	Texas Southern	62 70	
												212	H	Alabama St.	61 75	
												229	H	Grambling	51 49	
												233	A	Southern U.	72 86	
												247	H	Bethune-Cookman	66 64	
												249	N	Marshall	78 68	
												253	A	UTRGV	74 82	
												284	A	Mississippi Val.	55 64	
												288	A	Ark.-Pine Bluff	47 64	
												307	H	Nicholls St.	69 67	
												309	A	Alcorn	55 62	
												343	H	Sam Houston St.	75 65	
												348	H	Jackson St.	73 63	
												349	H	Alabama A&M	71 47	
LAST 12 Division I GAMES:																
203	A	Texas Southern	51 73	348	H	Jackson St.	73 63									
212	H	Alabama St.	61 75	203	H	Texas Southern	62 70									
349	H	Alabama A&M	71 47	309	A	Alcorn	55 62									
288	A	Ark.-Pine Bluff	47 64	233	A	Southern U.	72 86									
284	A	Mississippi Val.	55 64	20	A	Texas A&M	62 90									
229	H	Grambling	51 49	110	A	SFA	64 88									

Non-Div I Games:

Prairie View

Presbyterian

Through Games Of Feb. 6, 2017

Average RPI Win:	278	WON-LOST	WINNING	LAST 10	STRENGTH OF	OPP. STRENGTH	TEAM	ADJ.	CONF.	ADJ CONF.
Average RPI Loss:	169	RECORD	PCT. RANK	GAMES	SCHEDULE	OF SCHEDULE	RPI	RPI	RPI	RPI
DIV. I ONLY	7- 14	260	5- 5	189	320	244	244	28	28	
DIV. I NON-CONF.	2- 9	293	0- 2	83	278	220	220	28	28	
TOTALS	RPI 1-25	RPI 26-50	W-L RECORDS	RPI 51-100	RPI 101-150	RPI 150+				
7- 14	0- 0	0- 1	OVERALL	0- 5	1- 1	6- 7				
3- 5	0- 0	0- 0	HOME	0- 2	1- 0	2- 3				
4- 8	0- 0	0- 1	AWAY	0- 3	0- 1	4- 3				
0- 1	0- 0	0- 0	NEUTRAL	0- 0	0- 0	0- 1				
2- 9	0- 0	0- 1	NON-CONFERENCE	0- 5	0- 1	2- 2				
0- 3	0- 0	0- 0	HOME	0- 2	0- 0	0- 1				
2- 5	0- 0	0- 1	AWAY	0- 3	0- 1	2- 0				
0- 1	0- 0	0- 0	NEUTRAL	0- 0	0- 0	0- 1				
5- 5	0- 0	0- 0	CONFERENCE	0- 0	1- 0	4- 5				
3- 2	0- 0	0- 0	HOME	0- 0	1- 0	2- 2				
2- 3	0- 0	0- 0	AWAY	0- 0	0- 0	2- 3				
0- 0	0- 0	0- 0	NEUTRAL	0- 0	0- 0	0- 0				

RPI 1-25				RPI 26-50				RPI 51-100				RPI 101+				Team's RPI: 244
RPI	S	Opponent	Score	RPI	S	Opponent	Score	RPI	S	Opponent	Score	RPI	S	Opponent	Score	
				44	A	Virginia Tech	36 67	53	A	Indiana	37 71	127	H	Radford	58 54	
								78	A	Gonzaga	39 79	132	A	East Carolina	46 54	
								80	H	Belmont	58 83	203	N	Texas Southern	62 74	
								91	A	Charlotte	63 71	222	H	Campbell	39 49	
								95	H	Chattanooga	48 56	225	H	UNC Asheville	60 67	
												254	A	UNCG	69 62	
												265	A	Liberty	60 68	
												274	A	Charleston So.	34 52	
												274	H	Charleston So.	50 48	
												291	A	Gardner-Webb	56 55	
												293	A	High Point	60 87	
												317	H	USC Upstate	48 55	
												323	A	Winthrop	78 39	
												335	H	Longwood	65 55	
												344	A	N.C. Central	72 63	
LAST 12 Division I GAMES:																
				274	A	Charleston So.	34 52	222	H	Campbell	39 49					
				127	H	Radford	58 54	265	A	Liberty	60 68					
				293	A	High Point	60 87	291	A	Gardner-Webb	56 55					
				225	H	UNC Asheville	60 67	335	H	Longwood	65 55					
				323	A	Winthrop	78 39	95	H	Chattanooga	48 56					
				274	H	Charleston So.	50 48	80	H	Belmont	58 83					

Non-Div I Games:

Presbyterian

Loss, Non-Conf, S Site, H Home A Away N Neutral

Average RPI Win:	218	WON-LOST	WINNING	LAST 10	STRENGTH OF	OPP. STRENGTH	TEAM	ADJ.	CONF.	ADJ CONF.
Average RPI Loss:	90	RECORD	PCT. RANK	GAMES	SCHEDULE	OF SCHEDULE	RPI	RPI	RPI	RPI
DIV. I ONLY	9- 9	168	5- 5	147	101	174	174	9	9	
DIV. I NON-CONF.	6- 7	182	4- 3	226	65	195	195	9	9	
TOTALS	RPI 1-25	RPI 26-50	W-L RECORDS	RPI 51-100	RPI 101-150	RPI 150+				
9- 9	0- 1	1- 1	OVERALL	0- 2	0- 4	8- 1				
7- 4	0- 0	1- 0	HOME	0- 1	0- 2	6- 1				
2- 5	0- 1	0- 1	AWAY	0- 1	0- 2	2- 0				
0- 0	0- 0	0- 0	NEUTRAL	0- 0	0- 0	0- 0				
6- 7	0- 1	0- 1	NON-CONFERENCE	0- 2	0- 3	6- 0				
4- 2	0- 0	0- 0	HOME	0- 1	0- 1	4- 0				
2- 5	0- 1	0- 1	AWAY	0- 1	0- 2	2- 0				
0- 0	0- 0	0- 0	NEUTRAL	0- 0	0- 0	0- 0				
3- 2	0- 0	1- 0	CONFERENCE	0- 0	0- 1	2- 1				
3- 2	0- 0	1- 0	HOME	0- 0	0- 1	2- 1				
0- 0	0- 0	0- 0	AWAY	0- 0	0- 0	0- 0				
0- 0	0- 0	0- 0	NEUTRAL	0- 0	0- 0	0- 0				

RPI S	Opponent	Score	RPI S	Opponent	Score	RPI S	Opponent	Score	RPI S	Opponent	Score	Team's RPI: 174
21	A Kansas St.	42 60	35	H Harvard	63 58	54	A George Washington	45 56	113	A Fordham	55 57	
			42	A Georgia Tech	51 67	61	H Dayton	56 62	114	A Delaware	62 66	
									119	H Penn	57 62	
									128	H Rider	62 70	
									151	H Yale	74 62	
									156	H Brown	88 98	
									180	H Seton Hall	94 67	
									189	H Rutgers	64 34	
									214	H Dartmouth	85 55	
									230	A UMBC	69 58	
									295	A Lipscomb	71 43	
									322	H Lafayette	65 27	
									342	H Wagner	107 44	
LAST 12 Division I GAMES:												
35	H Harvard	63 58	42	A Georgia Tech	51 67							
214	H Dartmouth	85 55	342	H Wagner	107 44							
151	H Yale	74 62	21	A Kansas St.	42 60							
156	H Brown	88 98	113	A Fordham	55 57							
119	H Penn	57 62	322	H Lafayette	65 27							
295	A Lipscomb	71 43	180	H Seton Hall	94 67							

Non-Div I Games:

Princeton

■ Loss,
■ Non-Conf, S Site,
■ Home
■ Away
N Neutral

Average RPI Win:	213	WON-LOST	WINNING	LAST 10	STRENGTH OF	OPP. STRENGTH	TEAM	ADJ.	CONF.	ADJ CONF.
Average RPI Loss:	87	RECORD	PCT. RANK	GAMES	SCHEDULE	OF SCHEDULE	RPI	RPI	RPI	RPI
DIV. I ONLY	10- 14	221	1- 9	129	80	171	171	7	7	
DIV. I NON-CONF.	8- 3	67	0- 0	287	258	105	105	7	7	
TOTALS	RPI 1-25	RPI 26-50	W-L RECORDS	RPI 51-100	RPI 101-150	RPI 150+				
10- 14	0- 3	1- 3	OVERALL	0- 3	0- 1	9- 4				
5- 5	0- 2	1- 1	HOME	0- 1	0- 0	4- 1				
3- 9	0- 1	0- 2	AWAY	0- 2	0- 1	3- 3				
2- 0	0- 0	0- 0	NEUTRAL	0- 0	0- 0	2- 0				
8- 3	0- 0	0- 0	NON-CONFERENCE	0- 0	0- 1	8- 2				
3- 0	0- 0	0- 0	HOME	0- 0	0- 0	3- 0				
3- 3	0- 0	0- 0	AWAY	0- 0	0- 1	3- 2				
2- 0	0- 0	0- 0	NEUTRAL	0- 0	0- 0	2- 0				
2- 11	0- 3	1- 3	CONFERENCE	0- 3	0- 0	1- 2				
2- 5	0- 2	1- 1	HOME	0- 1	0- 0	1- 1				
0- 6	0- 1	0- 2	AWAY	0- 2	0- 0	0- 1				
0- 0	0- 0	0- 0	NEUTRAL	0- 0	0- 0	0- 0				

RPI S Opponent	Score	RPI S Opponent	Score	RPI S Opponent	Score	RPI S Opponent	Score	Team's RPI: 171
15 A DePaul	56 61	43 A Marquette	74 79	66 A St. John's (NY)	50 60	142 A Columbia	64 66	
15 H DePaul	55 64	43 H Marquette	66 64	67 A Villanova	43 61	156 A Brown	70 77	
22 H Creighton	51 58	47 A Georgetown	70 72	67 H Villanova	59 64	166 A Hartford	77 65	
		47 H Georgetown	39 71			172 H Xavier	51 54	
						177 A Boston College	53 57	
						180 A Seton Hall	43 55	
						205 H Binghamton	71 58	
						220 N Miami (OH)	75 59	
						221 A UNCW	65 49	
						224 A Monmouth	62 58	
						231 H Colgate	92 85	
						237 H Butler	68 51	
						282 H North Dakota St.	86 63	
						300 N Bryant	62 51	
LAST 12 Division I GAMES:								
67 A Villanova	43 61	22 H Creighton	51 58					
47 A Georgetown	70 72	47 H Georgetown	39 71					
15 H DePaul	55 64	67 H Villanova	59 64					
43 H Marquette	66 64	43 A Marquette	74 79					
66 A St. John's (NY)	50 60	15 A DePaul	56 61					
180 A Seton Hall	43 55	237 H Butler	68 51					

Non-Div I Games:

Providence

■ Loss,
 ■ Non-Conf,
 ■ S Site,
 ■ H Home
 ■ A Away
 N Neutral

P
u
r
d
u
eP
u
r
d
u
e

Purdue

Page 232

Quinnipiac

Through Games Of Feb. 6, 2017

Average RPI Win:	196	WON-LOST	WINNING	LAST 10	STRENGTH OF	OPP. STRENGTH	TEAM	ADJ.	CONF.	ADJ CONF.
Average RPI Loss:	105	RECORD	PCT. RANK	GAMES	SCHEDULE	OF SCHEDULE	RPI	RPI	RPI	RPI
DIV. I ONLY	18- 6	38	7- 3	118	177	49	49	17	17	
DIV. I NON-CONF.	7- 3	83	0- 0	11	123	17	17	17	17	
TOTALS	RPI 1-25	RPI 26-50	W-L RECORDS	RPI 51-100	RPI 101-150	RPI 150+				
18- 6	0- 2	0- 1	OVERALL	2- 0	3- 1	13- 2				
9- 1	0- 0	0- 1	HOME	1- 0	1- 0	7- 0				
7- 4	0- 0	0- 0	AWAY	1- 0	1- 0	5- 1				
2- 1	0- 1	0- 0	NEUTRAL	0- 0	1- 0	1- 0				
7- 3	0- 2	0- 1	NON-CONFERENCE	2- 0	1- 0	4- 0				
2- 1	0- 0	0- 1	HOME	1- 0	0- 0	1- 0				
3- 1	0- 1	0- 0	AWAY	1- 0	0- 0	2- 0				
2- 1	0- 1	0- 0	NEUTRAL	0- 0	1- 0	1- 0				
11- 3	0- 0	0- 0	CONFERENCE	0- 0	2- 1	9- 2				
7- 0	0- 0	0- 0	HOME	0- 0	1- 0	6- 0				
4- 3	0- 0	0- 0	AWAY	0- 0	1- 1	3- 2				
0- 0	0- 0	0- 0	NEUTRAL	0- 0	0- 0	0- 0				

RPI 1-25				RPI 26-50				Team's RPI: 49		RPI 51-100				RPI 101+			
RPI	S	Opponent	Score	RPI	S	Opponent	Score		RPI	S	Opponent	Score	RPI	S	Opponent	Score	
7	N	Oregon St.	60 75	46	H	Michigan St.	54 71		61	A	Dayton	63 60	102	N	Long Beach St.	63 60	
23	A	Temple	68 71						90	H	FGCU	66 56	128	A	Rider	91 79	
													128	H	Rider	79 53	
													147	A	Iona	44 58	
													166	A	Hartford	82 59	
													181	A	Fairfield	52 65	
													181	H	Fairfield	60 55	
													185	H	Northeastern	76 59	
													196	N	New Mexico St.	49 46	
													199	H	Siena	73 47	
													219	A	Niagara	71 64	
													219	H	Niagara	61 45	
													224	A	Monmouth	58 61	
													224	H	Monmouth	74 54	
													242	A	Canisius	64 53	
													266	H	Manhattan	81 38	
													304	A	Holy Cross	78 55	
													311	A	Saint Peter's	84 51	
													311	H	Saint Peter's	82 47	
LAST 12 Division I GAMES:																	
224	H	Monmouth	74 54	181	H	Fairfield	60 55										
181	A	Fairfield	52 65	266	H	Manhattan	81 38										
147	A	Iona	44 58	242	A	Canisius	64 53										
219	H	Niagara	61 45	219	A	Niagara	71 64										
128	H	Rider	79 53	311	H	Saint Peter's	82 47										
224	A	Monmouth	58 61	128	A	Rider	91 79										

Non-Div I Games:

Quinnipiac

Loss, Non-Conf, S Site, H Home A Away N Neutral

Average RPI Win: 258	WON-LOST	WINNING	LAST 10	STRENGTH OF	OPP. STRENGTH	TEAM	ADJ.	CONF.	ADJ CONF.
Average RPI Loss: 147	RECORD	PCT. RANK	GAMES	SCHEDULE	OF SCHEDULE	RPI	RPI	RPI	RPI
DIV. I ONLY	14- 5	52	8- 2	329	198	127	127	28	28
DIV. I NON-CONF.	6- 3	97	0- 1	247	44	85	85	28	28
TOTALS	RPI 1-25	RPI 26-50	W-L RECORDS	RPI 51-100	RPI 101-150	RPI 150+			
14- 5	0- 1	0- 1	OVERALL	1- 0	0- 0	13- 3			
7- 0	0- 0	0- 0	HOME	0- 0	0- 0	7- 0			
7- 5	0- 0	0- 1	AWAY	1- 0	0- 0	6- 0			
0- 0	0- 0	0- 0	NEUTRAL	0- 0	0- 0	0- 0			
6- 3	0- 1	0- 1	NON-CONFERENCE	1- 0	0- 0	5- 1			
2- 0	0- 0	0- 0	HOME	0- 0	0- 0	2- 0			
4- 3	0- 1	0- 1	AWAY	1- 0	0- 0	3- 1			
0- 0	0- 0	0- 0	NEUTRAL	0- 0	0- 0	0- 0			
8- 2	0- 0	0- 0	CONFERENCE	0- 0	0- 0	8- 2			
5- 0	0- 0	0- 0	HOME	0- 0	0- 0	5- 0			
3- 2	0- 0	0- 0	AWAY	0- 0	0- 0	3- 2			
0- 0	0- 0	0- 0	NEUTRAL	0- 0	0- 0	0- 0			

RPI 1-25				RPI 26-50				RPI 51-100				RPI 101+ Team's RPI: 127			
RPI	S	Opponent	Score	RPI	S	Opponent	Score	RPI	S	Opponent	Score	RPI	S	Opponent	Score
16	A	Kentucky	36 59	44	A	Virginia Tech	52 71	59	A	Wake Forest	68 60	155	A	George Mason	56 70
												186	A	Appalachian St.	57 54
												222	A	Campbell	61 42
												225	A	UNC Asheville	64 62
												244	A	Presbyterian	54 58
												254	A	UNCG	70 54
												265	H	Liberty	76 68
												274	A	Charleston So.	45 57
												276	H	Tennessee Tech	79 46
												279	A	Davidson	44 40
												286	H	Western Caro.	67 39
												291	H	Gardner-Webb	67 57
												293	H	High Point	59 56
												323	A	Winthrop	60 50
												323	H	Winthrop	74 49
												335	H	Longwood	73 55
LAST 12 Division I GAMES:															
323	H	Winthrop	74 49	335	H	Longwood	73 55								
244	A	Presbyterian	54 58	222	A	Campbell	61 42								
225	A	UNC Asheville	64 62	323	A	Winthrop	60 50								
265	H	Liberty	76 68	291	H	Gardner-Webb	67 57								
274	A	Charleston So.	45 57	44	A	Virginia Tech	52 71								
293	H	High Point	59 56	16	A	Kentucky	36 59								

Non-Div I Games: Concord 78 51 Davis & Elkins 67 57

Radford

■ Loss,
■ Non-Conf, S Site,
■ Home
■ Away
N Neutral

Rhode Island

Through Games Of Feb. 6, 2017

Average RPI Win:	245	WON-LOST	WINNING	LAST 10	STRENGTH OF	OPP. STRENGTH	TEAM	ADJ.	CONF.	ADJ CONF.
Average RPI Loss:	157	RECORD	PCT. RANK	GAMES	SCHEDULE	OF SCHEDULE	RPI	RPI	RPI	RPI
DIV. I ONLY	4- 19	321	0- 10	169	208	299	299	12	12	
DIV. I NON-CONF.	4- 8	230	0- 1	210	212	245	245	12	12	
TOTALS	RPI 1-25	RPI 26-50	W-L RECORDS	RPI 51-100	RPI 101-150	RPI 150+				
4- 19	0- 0	0- 2	OVERALL	0- 2	0- 5	4- 10				
2- 8	0- 0	0- 1	HOME	0- 0	0- 4	2- 3				
2- 10	0- 0	0- 1	AWAY	0- 2	0- 1	2- 6				
0- 1	0- 0	0- 0	NEUTRAL	0- 0	0- 0	0- 1				
4- 8	0- 0	0- 2	NON-CONFERENCE	0- 1	0- 1	4- 4				
2- 3	0- 0	0- 1	HOME	0- 0	0- 1	2- 1				
2- 4	0- 0	0- 1	AWAY	0- 1	0- 0	2- 2				
0- 1	0- 0	0- 0	NEUTRAL	0- 0	0- 0	0- 1				
0- 11	0- 0	0- 0	CONFERENCE	0- 1	0- 4	0- 6				
0- 5	0- 0	0- 0	HOME	0- 0	0- 3	0- 2				
0- 6	0- 0	0- 0	AWAY	0- 1	0- 1	0- 4				
0- 0	0- 0	0- 0	NEUTRAL	0- 0	0- 0	0- 0				

RPI 1-25				RPI 26-50				RPI 51-100				RPI 101+				Team's RPI: 299	
RPI	S	Opponent	Score	RPI	S	Opponent	Score	RPI	S	Opponent	Score	RPI	S	Opponent	Score		
				34	A	Syracuse	49 95	61	A	Dayton	51 81	111	H	Saint Joseph's	49 75		
				46	H	Michigan St.	48 85	87	A	Toledo	50 65	113	H	Fordham	69 74		
												119	H	Penn	43 75		
												120	H	Saint Louis	50 68		
												123	A	VCU	57 68		
												153	A	Kansas	36 72		
												156	A	Brown	65 76		
												169	A	La Salle	51 70		
												169	H	La Salle	49 58		
												181	A	Fairfield	72 65		
												214	H	Dartmouth	52 62		
												216	A	St. Bonaventure	69 78		
												226	H	Samford	78 63		
												232	H	Marist	82 61		
												243	A	Richmond	51 67		
												243	H	Richmond	53 58		
												298	A	Massachusetts	67 68		
												300	N	Bryant	56 62		
												339	A	UMass Lowell	64 57		
LAST 12 Division I GAMES:																	
				243	A	Richmond	51 67					243	H	Richmond	53 58		
				169	H	La Salle	49 58					169	A	La Salle	51 70		
				61	A	Dayton	51 81					298	A	Massachusetts	67 68		
				111	H	Saint Joseph's	49 75					113	H	Fordham	69 74		
				120	H	Saint Louis	50 68					216	A	St. Bonaventure	69 78		
				123	A	VCU	57 68					214	H	Dartmouth	52 62		

Non-Div I Games:

Rhode Island

■ Loss,
■ Non-Conf,
■ S Site,
■ H Home
■ A Away
N Neutral

RPI 1-25				RPI 26-50				RPI 51-100				RPI 101+				Team's RPI: 176	
RPI	S	Opponent	Score	RPI	S	Opponent	Score	RPI	S	Opponent	Score	RPI	S	Opponent	Score		
				26	A	LSU	55 66					117	H	Southern Miss.	76 68		
								55	A	Oklahoma St.	51 65	133	A	Old Dominion	66 81		
								91	A	Charlotte	55 52	133	H	Old Dominion	47 59		
								91	H	Charlotte	51 69	159	H	Louisiana Tech	67 70		
								93	A	Middle Tenn.	61 71	200	A	North Texas	51 49		
												200	H	North Texas	69 77		
												203	A	Texas Southern	52 49		
												204	A	UAB	61 62		
												223	H	Grand Canyon	64 50		
												285	H	Prairie View	68 57		
												303	H	A&M-Corpus Christi	70 36		
												332	A	La.-Monroe	93 50		
												336	A	Incarnate Word	60 43		
												337	A	Houston Baptist	79 53		
												343	H	Sam Houston St.	77 51		
LAST 12 Division I GAMES:																	
				200	H	North Texas	69 77	204	A	UAB	61 62						
				91	A	Charlotte	55 52	93	A	Middle Tenn.	61 71						
				133	A	Old Dominion	66 81	91	H	Charlotte	51 69						
				117	H	Southern Miss.	76 68	133	H	Old Dominion	47 59						
				159	H	Louisiana Tech	67 70	332	A	La.-Monroe	93 50						
				200	A	North Texas	51 49	303	H	A&M-Corpus Christi	70 36						

R
i
c
e

Rice

Page 236

Average RPI Win:	266	WON-LOST	WINNING	LAST 10	STRENGTH OF	OPP. STRENGTH	TEAM	ADJ.	CONF.	ADJ CONF.
Average RPI Loss:	134	RECORD	PCT. RANK	GAMES	SCHEDULE	OF SCHEDULE	RPI	RPI	RPI	RPI
DIV. I ONLY	11- 13	199	4- 6	280	184	243	243	12	12	
DIV. I NON-CONF.	6- 7	182	1- 0	266	305	246	246	12	12	
TOTALS	RPI 1-25	RPI 26-50	W-L RECORDS	RPI 51-100	RPI 101-150	RPI 150+				
11- 13	0- 0	0- 0	OVERALL	0- 1	1- 8	10- 4				
5- 7	0- 0	0- 0	HOME	0- 1	1- 4	4- 2				
4- 5	0- 0	0- 0	AWAY	0- 0	0- 4	4- 1				
2- 1	0- 0	0- 0	NEUTRAL	0- 0	0- 0	2- 1				
6- 7	0- 0	0- 0	NON-CONFERENCE	0- 1	0- 4	6- 2				
2- 4	0- 0	0- 0	HOME	0- 1	0- 3	2- 0				
2- 2	0- 0	0- 0	AWAY	0- 0	0- 1	2- 1				
2- 1	0- 0	0- 0	NEUTRAL	0- 0	0- 0	2- 1				
5- 6	0- 0	0- 0	CONFERENCE	0- 0	1- 4	4- 2				
3- 3	0- 0	0- 0	HOME	0- 0	1- 1	2- 2				
2- 3	0- 0	0- 0	AWAY	0- 0	0- 3	2- 0				
0- 0	0- 0	0- 0	NEUTRAL	0- 0	0- 0	0- 0				

RPI 1-25			RPI 26-50			RPI 51-100			RPI 101+			Team's RPI: 243
RPI	S	Opponent	Score	RPI	S	Opponent	Score	RPI	S	Opponent	Score	
						69 H Virginia	56 63	107 A Duquesne		61 73		
								111 H Saint Joseph's		70 52		
								113 A Fordham		41 67		
								119 H Penn		44 47		
								123 A VCU		55 62		
								123 H VCU		55 57		
								132 H East Carolina		60 71		
								136 A William & Mary		39 67		
								142 H Columbia		58 65		
								154 A Hampton		45 72		
								155 H George Mason		50 54		
								169 H La Salle		58 63		
								186 H Appalachian St.		55 46		
								194 N Cleveland St.		65 69		
								216 H St. Bonaventure		61 54		
								255 A Furman		54 48		
								265 N Liberty		63 54		
								279 A Davidson		61 52		
								299 A Rhode Island		58 53		
								299 H Rhode Island		67 51		
								330 A Fla. Atlantic		77 67		
								340 N Florida A&M		64 51		
								347 H Morgan St.		54 37		
LAST 12 Division I GAMES:												
299	H	Rhode Island	67 51	299	A	Rhode Island	58 53					
123	H	VCU	55 57	113	A	Fordham	41 67					
279	A	Davidson	61 52	216	H	St. Bonaventure	61 54					
107	A	Duquesne	61 73	123	A	VCU	55 62					
155	H	George Mason	50 54	111	H	Saint Joseph's	70 52					
169	H	La Salle	58 63	347	H	Morgan St.	54 37					

Non-Div I Games:

Richmond

■ Loss,
 ■ Non-Conf,
 S Site,
 ■ Home
 ■ Away
 N Neutral

Average RPI Win: 240	WON-LOST	WINNING	LAST 10	STRENGTH OF	OPP. STRENGTH	TEAM	ADJ.	CONF.	ADJ CONF.
Average RPI Loss: 135	RECORD	PCT. RANK	GAMES	SCHEDULE	OF SCHEDULE	RPI	RPI	RPI	RPI
DIV. I ONLY	17- 6	44	8- 2	301	193	128	128	17	17
DIV. I NON-CONF.	6- 3	97	0- 0	313	249	157	157	17	17
TOTALS	RPI 1-25	RPI 26-50	W-L RECORDS	RPI 51-100	RPI 101-150	RPI 150+			
17- 6	0- 0	0- 2	OVERALL	0- 0	1- 1	16- 3			
7- 2	0- 0	0- 1	HOME	0- 0	1- 0	6- 1			
10- 3	0- 0	0- 1	AWAY	0- 0	0- 1	10- 1			
0- 1	0- 0	0- 0	NEUTRAL	0- 0	0- 0	0- 1			
6- 3	0- 0	0- 0	NON-CONFERENCE	0- 0	0- 1	6- 2			
3- 0	0- 0	0- 0	HOME	0- 0	0- 0	3- 0			
3- 2	0- 0	0- 0	AWAY	0- 0	0- 1	3- 1			
0- 1	0- 0	0- 0	NEUTRAL	0- 0	0- 0	0- 1			
11- 3	0- 0	0- 2	CONFERENCE	0- 0	1- 0	10- 1			
4- 2	0- 0	0- 1	HOME	0- 0	1- 0	3- 1			
7- 1	0- 0	0- 1	AWAY	0- 0	0- 0	7- 0			
0- 0	0- 0	0- 0	NEUTRAL	0- 0	0- 0	0- 0			

RPI 1-25				RPI 26-50				RPI 51-100				RPI 101+ Team's RPI: 128			
RPI	S	Opponent	Score	RPI	S	Opponent	Score	RPI	S	Opponent	Score	RPI	S	Opponent	Score
				49	A	Quinnipiac	53 79					137	A	UCF	30 49
				49	H	Quinnipiac	79 91					147	H	Iona	85 65
												164	A	Towson	79 75
												169	H	La Salle	74 61
												174	A	Princeton	70 62
												180	A	Seton Hall	81 89
												181	H	Fairfield	67 68
												199	A	Siena	62 61
												199	H	Siena	72 70
												216	N	St. Bonaventure	47 60
												219	A	Niagara	78 58
												224	A	Monmouth	71 69
												232	A	Marist	69 56
												242	A	Canisius	71 70
												266	A	Manhattan	53 36
												266	H	Manhattan	73 64
												311	A	Saint Peter's	56 43
												311	H	Saint Peter's	47 46
												312	A	Lehigh	75 68
												321	H	St. Francis Brooklyn	77 60
												322	H	Lafayette	76 58
LAST 12 Division I GAMES:															
				199	H	Siena	72 70					181	H	Fairfield	67 68
				224	A	Monmouth	71 69					232	A	Marist	69 56
				311	H	Saint Peter's	47 46					199	A	Siena	62 61
				266	H	Manhattan	73 64					266	A	Manhattan	53 36
				49	A	Quinnipiac	53 79					147	H	Iona	85 65
				311	A	Saint Peter's	56 43					49	H	Quinnipiac	79 91

Non-Div I Games:

Rider

■ Loss,
 ■ Non-Conf,
 ■ S Site,
 ■ H Home
 ■ A Away
 N Neutral

Average RPI Win:	295	WON-LOST	WINNING	LAST 10	STRENGTH OF	OPP. STRENGTH	TEAM	ADJ.	CONF.	ADJ CONF.
Average RPI Loss:	182	RECORD	PCT. RANK	GAMES	SCHEDULE	OF SCHEDULE	RPI	RPI	RPI	RPI
DIV. I ONLY	13- 9	126	8- 2	338	315	217	217	31	31	
DIV. I NON-CONF.	4- 6	209	0- 0	305	192	227	227	32	32	
TOTALS	RPI 1-25	RPI 26-50	W-L RECORDS	RPI 51-100	RPI 101-150	RPI 150+				
13- 9	0- 0	0- 1	OVERALL	0- 0	1- 3	12- 5				
4- 3	0- 0	0- 0	HOME	0- 0	0- 0	4- 3				
9- 5	0- 0	0- 1	AWAY	0- 0	1- 2	8- 2				
0- 1	0- 0	0- 0	NEUTRAL	0- 0	0- 1	0- 0				
4- 6	0- 0	0- 1	NON-CONFERENCE	0- 0	1- 3	3- 2				
1- 1	0- 0	0- 0	HOME	0- 0	0- 0	1- 1				
3- 4	0- 0	0- 1	AWAY	0- 0	1- 2	2- 1				
0- 1	0- 0	0- 0	NEUTRAL	0- 0	0- 1	0- 0				
9- 3	0- 0	0- 0	CONFERENCE	0- 0	0- 0	9- 3				
3- 2	0- 0	0- 0	HOME	0- 0	0- 0	3- 2				
6- 1	0- 0	0- 0	AWAY	0- 0	0- 0	6- 1				
0- 0	0- 0	0- 0	NEUTRAL	0- 0	0- 0	0- 0				

RPI	S	Opponent	Score	RPI	S	Opponent	Score	RPI	S	Opponent	Score	RPI	S	Opponent	Score	Team's RPI: 217
50	A	Iowa	60	81								106	A	Kent St.	68	65
												109	A	Vanderbilt	59	75
												114	A	Delaware	65	67
												134	N	Stetson	60	68
												206	A	Sacred Heart	59	69
												213	A	Saint Francis (PA)	70	68
												213	H	Saint Francis (PA)	55	70
												224	H	Monmouth	56	69
												252	H	Howard	59	42
												270	A	FIU	57	59
												300	H	Bryant	62	46
												305	H	Central Conn. St.	55	46
												318	A	Mt. St. Mary's	50	44
												321	A	St. Francis Brooklyn	61	54
												321	H	St. Francis Brooklyn	49	56
												322	A	Lafayette	62	51
												333	A	LIU Brooklyn	64	54
												333	H	LIU Brooklyn	83	42
												342	A	Wagner	82	63
												346	A	Fairleigh Dickinson	66	64
												347	A	Morgan St.	58	44
LAST 12 Division I GAMES:																
333	A	LIU Brooklyn	64	54	213	H	Saint Francis (PA)	55	70							
321	A	St. Francis Brooklyn	61	54	342	A	Wagner	82	63							
213	A	Saint Francis (PA)	70	68	333	H	LIU Brooklyn	83	42							
318	A	Mt. St. Mary's	50	44	321	H	St. Francis Brooklyn	49	56							
305	H	Central Conn. St.	55	46	346	A	Fairleigh Dickinson	66	64							
300	H	Bryant	62	46	206	A	Sacred Heart	59	69							

Non-Div I Games: Point Park 69 52

Robert Morris

■ Loss,
 ■ Non-Conf,
 ■ S Site,
 ■ Home
 ■ A Away
 N Neutral

Average RPI Win:	145	WON-LOST	WINNING	LAST 10	STRENGTH OF	OPP. STRENGTH	TEAM	ADJ.	CONF.	ADJ CONF.
Average RPI Loss:	76	RECORD	PCT. RANK	GAMES	SCHEDULE	OF SCHEDULE	RPI	RPI	RPI	RPI
DIV. I ONLY	6- 17	295	3- 7	36	51	189	189	6	6	
DIV. I NON-CONF.	3- 10	280	1- 1	18	48	190	190	6	6	
TOTALS	RPI 1-25	RPI 26-50	W-L RECORDS	RPI 51-100	RPI 101-150	RPI 150+				
6- 17	0- 3	1- 5	OVERALL	2- 5	0- 0	3- 4				
6- 6	0- 2	1- 2	HOME	2- 2	0- 0	3- 0				
0- 11	0- 1	0- 3	AWAY	0- 3	0- 0	0- 4				
0- 0	0- 0	0- 0	NEUTRAL	0- 0	0- 0	0- 0				
3- 10	0- 2	0- 2	NON-CONFERENCE	1- 4	0- 0	2- 2				
3- 4	0- 2	0- 1	HOME	1- 1	0- 0	2- 0				
0- 6	0- 0	0- 1	AWAY	0- 3	0- 0	0- 2				
0- 0	0- 0	0- 0	NEUTRAL	0- 0	0- 0	0- 0				
3- 7	0- 1	1- 3	CONFERENCE	1- 1	0- 0	1- 2				
3- 2	0- 0	1- 1	HOME	1- 1	0- 0	1- 0				
0- 5	0- 1	0- 2	AWAY	0- 0	0- 0	0- 2				
0- 0	0- 0	0- 0	NEUTRAL	0- 0	0- 0	0- 0				

RPI	S	Opponent	Score	RPI	S	Opponent	Score	RPI	S	Opponent	Score	RPI	S	Opponent	Score	Team's RPI: 189
10	H	Duke	32 68	28	A	Elon	54 66	51	H	Northwestern	37 55	161	A	Houston	51 53	
17	A	Maryland	71 80	29	A	Michigan	50 63	58	H	Bucknell	57 53	174	A	Princeton	34 64	
23	H	Temple	37 48	41	H	James Madison	76 82	59	A	Wake Forest	43 55	179	A	Nebraska	58 62	
				46	H	Michigan St.	62 58	66	A	St. John's (NY)	39 65	180	H	Seton Hall	53 45	
				50	A	Iowa	57 71	69	A	Virginia	54 62	192	A	Illinois	41 78	
				50	H	Iowa	59 71	84	H	Penn St.	61 45	202	H	Wisconsin	68 52	
								95	H	Chattanooga	53 66	300	H	Bryant	50 42	
LAST 12 Division I GAMES:																
				50	A	Iowa	57 71	192	A	Illinois	41 78					
				51	H	Northwestern	37 55	202	H	Wisconsin	68 52					
				17	A	Maryland	71 80	84	H	Penn St.	61 45					
				50	H	Iowa	59 71	29	A	Michigan	50 63					
				46	H	Michigan St.	62 58	23	H	Temple	37 48					
				179	A	Nebraska	58 62	180	H	Seton Hall	53 45					

Non-Div I Games:

Rutgers

■ Loss,
■ Non-Conf,
■ S Site,
■ H Home
■ A Away
N Neutral

Average RPI Win:	251	WON-LOST	WINNING	LAST 10	STRENGTH OF	OPP. STRENGTH	TEAM	ADJ.	CONF.	ADJ CONF.
Average RPI Loss:	124	RECORD	PCT. RANK	GAMES	SCHEDULE	OF SCHEDULE	RPI	RPI	RPI	RPI
DIV. I ONLY	14- 4	26	8- 2	304	248	110	110	27	27	
DIV. I NON-CONF.	6- 2	63	1- 0	189	115	58	58	27	27	
TOTALS	RPI 1-25	RPI 26-50	W-L RECORDS	RPI 51-100	RPI 101-150	RPI 150+				
14- 4	0- 1	0- 0	OVERALL	1- 1	1- 1	12- 1				
6- 1	0- 0	0- 0	HOME	0- 0	0- 1	6- 0				
8- 3	0- 1	0- 0	AWAY	1- 1	1- 0	6- 1				
0- 0	0- 0	0- 0	NEUTRAL	0- 0	0- 0	0- 0				
6- 2	0- 1	0- 0	NON-CONFERENCE	1- 1	0- 0	5- 0				
2- 0	0- 0	0- 0	HOME	0- 0	0- 0	2- 0				
4- 2	0- 1	0- 0	AWAY	1- 1	0- 0	3- 0				
0- 0	0- 0	0- 0	NEUTRAL	0- 0	0- 0	0- 0				
8- 2	0- 0	0- 0	CONFERENCE	0- 0	1- 1	7- 1				
4- 1	0- 0	0- 0	HOME	0- 0	0- 1	4- 0				
4- 1	0- 0	0- 0	AWAY	0- 0	1- 0	3- 1				
0- 0	0- 0	0- 0	NEUTRAL	0- 0	0- 0	0- 0				

RPI 1-25				RPI 26-50				RPI 51-100				RPI 101+ Team's RPI: 110			
RPI	S	Opponent	Score	RPI	S	Opponent	Score	RPI	S	Opponent	Score	RPI	S	Opponent	Score
20	A	Texas A&M	48 63					60	A	South Dakota	74 80	115	H	Central Ark.	63 67
								73	A	UT Arlington	65 60	135	A	Abilene Christian	70 61
												155	A	George Mason	77 76
												159	A	Louisiana Tech	60 58
												195	H	New Orleans	88 61
												263	A	McNeese	96 65
												285	H	Prairie View	88 64
												292	A	Coppin St.	72 57
												301	A	Northwestern St.	72 76
												303	H	A&M-Corpus Christi	64 56
												307	H	Nicholls St.	80 55
												328	H	Montana	54 46
												336	A	Incarinate Word	94 75
												337	H	Houston Baptist	86 49
												343	A	Sam Houston St.	83 65
LAST 12 Division I GAMES:															
301	A	Northwestern St.	72 76	135	A	Abilene Christian	70 61								
343	A	Sam Houston St.	83 65	303	H	A&M-Corpus Christi	64 56								
195	H	New Orleans	88 61	263	A	McNeese	96 65								
115	H	Central Ark.	63 67	337	H	Houston Baptist	86 49								
336	A	Incarinate Word	94 75	285	H	Prairie View	88 64								
307	H	Nicholls St.	80 55	328	H	Montana	54 46								

Non-Div I Games: Okla. Panhandle 77 43 Tex. Permian Basin 89 70 LSU-Shreveport 93 56

SFA

Loss, Non-Conf, S Site, H Home A Away N Neutral

S
I
U
ES
I
U
E

SIUE

Page 242

SMU				STRENGTH OF SCHEDULE	OPP. STRENGTH OF SCHEDULE	TEAM RPI	ADJ. RPI	CONF. RPI	ADJ CONF. RPI
Average RPI Win:	176	WON-LOST RECORD	WINNING PCT. RANK						
Average RPI Loss:	85		LAST 10 GAMES						
DIV. I ONLY	13- 10	135	4- 6	71	70	101	101	5	5
DIV. I NON-CONF.	9- 4	85	2- 0	131	84	75	75	5	5

TOTALS	RPI 1-25	RPI 26-50	W-L RECORDS	RPI 51-100	RPI 101-150	RPI 150+			
13- 10	1- 2	0- 2	OVERALL	0- 1	1- 4	11- 1			
9- 3	1- 1	0- 2	HOME	0- 0	1- 0	7- 0			
2- 6	0- 0	0- 0	AWAY	0- 1	0- 4	2- 1			
2- 1	0- 1	0- 0	NEUTRAL	0- 0	0- 0	2- 0			
9- 4	1- 1	0- 0	NON-CONFERENCE	0- 1	0- 2	8- 0			
6- 0	1- 0	0- 0	HOME	0- 0	0- 0	5- 0			
1- 3	0- 0	0- 0	AWAY	0- 1	0- 2	1- 0			
2- 1	0- 1	0- 0	NEUTRAL	0- 0	0- 0	2- 0			
4- 6	0- 1	0- 2	CONFERENCE	0- 0	1- 2	3- 1			
3- 3	0- 1	0- 2	HOME	0- 0	1- 0	2- 0			
1- 3	0- 0	0- 0	AWAY	0- 0	0- 2	1- 1			
0- 0	0- 0	0- 0	NEUTRAL	0- 0	0- 0	0- 0			

RPI 1-25				RPI 26-50				RPI 51-100				RPI 101+ Team's RPI: 101			
RPI	S	Opponent	Score	RPI	S	Opponent	Score	RPI	S	Opponent	Score	RPI	S	Opponent	Score
1	H	UConn	48 88	27	H	South Fla.	51 52	88	A	Colorado	50 67	124	A	TCU	67 76
4	N	Mississippi St.	42 91	38	H	Tulane	59 71					130	A	Tulsa	59 66
20	H	Texas A&M	54 53									132	A	East Carolina	57 58
												137	H	UCF	63 58
												145	A	New Mexico	49 64
												153	A	Kansas	75 63
												157	A	Cincinnati	65 67
												157	H	Cincinnati	64 47
												161	A	Houston	66 45
												168	H	Memphis	53 44
												177	N	Boston College	72 64
												183	H	Texas St.	64 56
												200	H	North Texas	65 51
												203	H	Texas Southern	61 36
												215	H	Seattle U	77 43
												229	N	Grambling	56 36
												285	H	Prairie View	61 54
LAST 12 Division I GAMES:															
137	H	UCF	63 58	1	H	UConn	48 88								
168	H	Memphis	53 44	38	H	Tulane	59 71								
130	A	Tulsa	59 66	132	A	East Carolina	57 58								
27	H	South Fla.	51 52	157	H	Cincinnati	64 47								
161	A	Houston	66 45	215	H	Seattle U	77 43								
157	A	Cincinnati	65 67	203	H	Texas Southern	61 36								

Non-Div I Games:

SMU

■ Loss,
 ■ Non-Conf,
 ■ S Site,
 ■ H Home
 ■ A Away
 N Neutral

Average RPI Win:	275	WON-LOST	WINNING	LAST 10	STRENGTH OF	OPP. STRENGTH	TEAM	ADJ.	CONF.	ADJ CONF.
Average RPI Loss:	155	RECORD	PCT. RANK	GAMES	SCHEDULE	OF SCHEDULE	RPI	RPI	RPI	RPI
DIV. I ONLY	7- 13	249	4- 6	239	249	277	277	19	19	
DIV. I NON-CONF.	3- 7	250	1- 1	242	260	299	299	18	18	
TOTALS	RPI 1-25	RPI 26-50	W-L RECORDS	RPI 51-100	RPI 101-150	RPI 150+				
7- 13	0- 0	0- 1	OVERALL	0- 3	0- 5	7- 4				
4- 6	0- 0	0- 0	HOME	0- 2	0- 2	4- 2				
3- 5	0- 0	0- 1	AWAY	0- 1	0- 3	3- 0				
0- 2	0- 0	0- 0	NEUTRAL	0- 0	0- 0	0- 2				
3- 7	0- 0	0- 1	NON-CONFERENCE	0- 2	0- 1	3- 3				
2- 3	0- 0	0- 0	HOME	0- 2	0- 0	2- 1				
1- 2	0- 0	0- 1	AWAY	0- 0	0- 1	1- 0				
0- 2	0- 0	0- 0	NEUTRAL	0- 0	0- 0	0- 2				
4- 6	0- 0	0- 0	CONFERENCE	0- 1	0- 4	4- 1				
2- 3	0- 0	0- 0	HOME	0- 0	0- 2	2- 1				
2- 3	0- 0	0- 0	AWAY	0- 1	0- 2	2- 0				
0- 0	0- 0	0- 0	NEUTRAL	0- 0	0- 0	0- 0				

RPI 1-25				RPI 26-50				RPI 51-100				RPI 101+				Team's RPI: 277	
RPI	S	Opponent	Score	RPI	S	Opponent	Score	RPI	S	Opponent	Score	RPI	S	Opponent	Score		
				40	A	California	73 97	63	A	Montana St.	80 84	108	A	Northern Colo.	88 95		
								75	H	Southern California	95 111	139	A	North Dakota	71 94		
								98	H	UC Davis	78 110	140	H	Idaho	58 72		
												144	H	Eastern Wash.	65 72		
												149	A	San Francisco	80 91		
												182	H	Hofstra	97 85		
												196	N	New Mexico St.	73 99		
												256	A	Portland St.	77 68		
												256	H	Portland St.	86 88		
												267	H	Cal Poly	97 96		
												272	H	Southern Utah	81 69		
												290	H	Nevada	95 99		
												296	H	Northern Ariz.	82 76		
												314	N	Youngstown St.	94 102		
												327	A	UC Irvine	78 70		
												328	A	Montana	73 60		
LAST 12 Division I GAMES:																	
				140	H	Idaho	58 72					272	H	Southern Utah	81 69		
				144	H	Eastern Wash.	65 72					256	H	Portland St.	86 88		
				256	A	Portland St.	77 68					139	A	North Dakota	71 94		
				328	A	Montana	73 60					108	A	Northern Colo.	88 95		
				63	A	Montana St.	80 84					98	H	UC Davis	78 110		
				296	H	Northern Ariz.	82 76					327	A	UC Irvine	78 70		

Non-Div I Games: Stanislaus St. 102 72

Sacramento St.

Sacred Heart

Through Games Of Feb. 6, 2017

Average RPI Win:	273	WON-LOST	WINNING	LAST 10	STRENGTH OF	OPP. STRENGTH	TEAM	ADJ.	CONF.	ADJ CONF.
Average RPI Loss:	191	RECORD	PCT. RANK	GAMES	SCHEDULE	OF SCHEDULE	RPI	RPI	RPI	RPI
DIV. I ONLY	12- 11	160	7- 3	252	331	206	206	31	31	
DIV. I NON-CONF.	3- 8	262	0- 0	64	233	189	189	32	32	
TOTALS	RPI 1-25	RPI 26-50	W-L RECORDS	RPI 51-100	RPI 101-150	RPI 150+				
12- 11	0- 0	0- 1	OVERALL	0- 3	0- 0	12- 7				
7- 3	0- 0	0- 1	HOME	0- 0	0- 0	7- 2				
5- 8	0- 0	0- 0	AWAY	0- 3	0- 0	5- 5				
0- 0	0- 0	0- 0	NEUTRAL	0- 0	0- 0	0- 0				
3- 8	0- 0	0- 1	NON-CONFERENCE	0- 3	0- 0	3- 4				
1- 3	0- 0	0- 1	HOME	0- 0	0- 0	1- 2				
2- 5	0- 0	0- 0	AWAY	0- 3	0- 0	2- 2				
0- 0	0- 0	0- 0	NEUTRAL	0- 0	0- 0	0- 0				
9- 3	0- 0	0- 0	CONFERENCE	0- 0	0- 0	9- 3				
6- 0	0- 0	0- 0	HOME	0- 0	0- 0	6- 0				
3- 3	0- 0	0- 0	AWAY	0- 0	0- 0	3- 3				
0- 0	0- 0	0- 0	NEUTRAL	0- 0	0- 0	0- 0				

RPI S	Opponent	Score	RPI S	Opponent	Score	RPI S	Opponent	Score	RPI S	Opponent	Score	Team's RPI: 206
35	H Harvard	60 68	68	A Buffalo	55 76	156	H Brown	66 80	166	A Hartford	64 81	
			71	A Iowa St.	56 76	181	A Fairfield	56 44	199	H Siena	62 58	
			99	A New Hampshire	43 71	205	A Binghamton	77 69	213	H Saint Francis (PA)	73 63	
						217	H Robert Morris	69 59	224	H Monmouth	54 65	
						300	A Bryant	65 53	300	H Bryant	66 59	
						305	A Central Conn. St.	50 67	312	A Lehigh	62 68	
						318	A Mt. St. Mary's	59 61	318	H Mt. St. Mary's	49 45	
						321	A St. Francis Brooklyn	81 74	333	H LIU Brooklyn	66 48	
						342	A Wagner	70 56	342	H Wagner	62 52	
						346	A Fairleigh Dickinson	56 58				
LAST 12 Division I GAMES:												
346	A Fairleigh Dickinson	56 58	321	A St. Francis Brooklyn	81 74							
300	H Bryant	66 59	300	A Bryant	65 53							
318	A Mt. St. Mary's	59 61	342	A Wagner	70 56							
333	H LIU Brooklyn	66 48	305	A Central Conn. St.	50 67							
318	H Mt. St. Mary's	49 45	213	H Saint Francis (PA)	73 63							
342	H Wagner	62 52	217	H Robert Morris	69 59							

Non-Div I Games:

Sacred Heart

■ Loss,
 ■ Non-Conf,
 ■ S Site,
 ■ H Home
 ■ A Away
 N Neutral

Saint Francis (PA)

Through Games Of Feb. 6, 2017

Average RPI Win:	294	WON-LOST	WINNING	LAST 10	STRENGTH OF	OPP. STRENGTH	TEAM	ADJ.	CONF.	ADJ CONF.
Average RPI Loss:	177	RECORD	PCT. RANK	GAMES	SCHEDULE	OF SCHEDULE	RPI	RPI	RPI	RPI
DIV. I ONLY	13- 10	135	9- 1	314	333	213	213	31	31	
DIV. I NON-CONF.	3- 8	262	0- 0	233	273	269	269	32	32	
TOTALS	RPI 1-25	RPI 26-50	W-L RECORDS	RPI 51-100	RPI 101-150	RPI 150+				
13- 10	0- 0	0- 2	OVERALL	0- 1	0- 2	13- 5				
5- 3	0- 0	0- 0	HOME	0- 1	0- 1	5- 1				
8- 5	0- 0	0- 2	AWAY	0- 0	0- 1	8- 2				
0- 2	0- 0	0- 0	NEUTRAL	0- 0	0- 0	0- 2				
3- 8	0- 0	0- 2	NON-CONFERENCE	0- 1	0- 2	3- 3				
1- 2	0- 0	0- 0	HOME	0- 1	0- 1	1- 0				
2- 4	0- 0	0- 2	AWAY	0- 0	0- 1	2- 1				
0- 2	0- 0	0- 0	NEUTRAL	0- 0	0- 0	0- 2				
10- 2	0- 0	0- 0	CONFERENCE	0- 0	0- 0	10- 2				
4- 1	0- 0	0- 0	HOME	0- 0	0- 0	4- 1				
6- 1	0- 0	0- 0	AWAY	0- 0	0- 0	6- 1				
0- 0	0- 0	0- 0	NEUTRAL	0- 0	0- 0	0- 0				

RPI S	Opponent	Score	RPI S	Opponent	Score	RPI S	Opponent	Score	RPI S	Opponent	Score	Team's RPI: 213
27	A South Fla.	80 129	92	H Cornell	72 78	136	A William & Mary	60 73				
43	A Marquette	91 104				142	H Columbia	77 84				
						202	A Wisconsin	103 100				
						206	A Sacred Heart	63 73				
						217	A Robert Morris	70 55				
						217	H Robert Morris	68 70				
						239	A Coastal Caro.	70 59				
						240	N UMES	82 90				
						242	H Canisius	95 74				
						300	H Bryant	79 67				
						305	H Central Conn. St.	87 81				
						314	A Youngstown St.	68 69				
						318	A Mt. St. Mary's	97 88				
						321	A St. Francis Brooklyn	75 59				
						321	H St. Francis Brooklyn	79 62				
						333	A LIU Brooklyn	74 30				
						333	H LIU Brooklyn	66 52				
						342	A Wagner	67 46				
						346	A Fairleigh Dickinson	82 79				
						348	N Jackson St.	84 88				
LAST 12 Division I GAMES:												
321	A St. Francis Brooklyn	75 59	217	A Robert Morris	70 55							
333	A LIU Brooklyn	74 30	318	A Mt. St. Mary's	97 88							
217	H Robert Morris	68 70	321	H St. Francis Brooklyn	79 62							
342	A Wagner	67 46	333	H LIU Brooklyn	66 52							
300	H Bryant	79 67	206	A Sacred Heart	63 73							
305	H Central Conn. St.	87 81	346	A Fairleigh Dickinson	82 79							

Non-Div I Games:

Saint Francis (PA)

■ Loss,
 ■ Non-Conf,
 ■ S Site,
 ■ H Home
 ■ A Away
 N Neutral

Saint Joseph's

Through Games Of Feb. 6, 2017

Average RPI Win:	183	WON-LOST	WINNING	LAST 10	STRENGTH OF	OPP. STRENGTH	TEAM	ADJ.	CONF.	ADJ CONF.
Average RPI Loss:	94	RECORD	PCT. RANK	GAMES	SCHEDULE	OF SCHEDULE	RPI	RPI	RPI	RPI
DIV. I ONLY	11- 12	186	8- 2	52	151	111	111	12	12	
DIV. I NON-CONF.	3- 9	275	0- 1	22	154	166	166	12	12	
TOTALS	RPI 1-25	RPI 26-50	W-L RECORDS	RPI 51-100	RPI 101-150	RPI 150+				
11- 12	0- 1	0- 1	OVERALL	0- 7	6- 1	5- 2				
6- 5	0- 1	0- 1	HOME	0- 2	3- 0	3- 1				
5- 6	0- 0	0- 0	AWAY	0- 1	3- 0	2- 0				
0- 1	0- 0	0- 0	NEUTRAL	0- 1	0- 0	0- 0				
3- 9	0- 1	0- 1	NON-CONFERENCE	0- 5	2- 1	1- 1				
1- 5	0- 1	0- 1	HOME	0- 2	0- 0	1- 1				
2- 3	0- 0	0- 0	AWAY	0- 2	2- 1	0- 0				
0- 1	0- 0	0- 0	NEUTRAL	0- 1	0- 0	0- 0				
8- 3	0- 0	0- 0	CONFERENCE	0- 2	4- 0	4- 1				
5- 0	0- 0	0- 0	HOME	0- 0	3- 0	2- 0				
3- 3	0- 0	0- 0	AWAY	0- 2	1- 0	2- 1				
0- 0	0- 0	0- 0	NEUTRAL	0- 0	0- 0	0- 0				

RPI 1-25				RPI 26-50				RPI 51-100				RPI 101+				Team's RPI: 111
RPI	S	Opponent	Score	RPI	S	Opponent	Score	RPI	S	Opponent	Score	RPI	S	Opponent	Score	
23	H	Temple	70 86	41	H	James Madison	72 85	54	A	George Washington	44 53	107	H	Duquesne	60 58	
								58	H	Bucknell	61 64	113	H	Fordham	47 44	
								61	A	Dayton	59 64	119	A	Penn	57 53	
								67	H	Villanova	54 62	120	A	Saint Louis	66 63	
								72	A	Drexel	49 60	123	H	VCU	64 58	
								83	A	Central Mich.	71 73	145	A	New Mexico	79 67	
								100	N	BYU	56 71	147	A	Iona	57 58	
												169	A	La Salle	75 55	
												182	H	Hofstra	64 75	
												216	H	St. Bonaventure	70 53	
												243	A	Richmond	52 70	
												298	H	Massachusetts	81 50	
												299	A	Rhode Island	75 49	
												306	H	NJIT	75 36	
LAST 12 Division I GAMES:																
120	A	Saint Louis	66 63	169	A	La Salle	75 55	123	H	VCU	64 58					
107	H	Duquesne	60 58	298	H	Massachusetts	81 50	54	A	George Washington	44 53					
216	H	St. Bonaventure	70 53	243	A	Richmond	52 70	41	H	James Madison	72 85					
299	A	Rhode Island	75 49													
61	A	Dayton	59 64													
113	H	Fordham	47 44													

Non-Div I Games:

Saint Joseph's

■ Loss,
 ■ Non-Conf,
 ■ S Site,
 ■ H Home
 ■ A Away
 N Neutral

Saint Louis

Through Games Of Feb. 6, 2017

Average RPI Win:	213	WON-LOST	WINNING	LAST 10	STRENGTH OF	OPP. STRENGTH	TEAM	ADJ.	CONF.	ADJ CONF.
Average RPI Loss:	109	RECORD	PCT. RANK	GAMES	SCHEDULE	OF SCHEDULE	RPI	RPI	RPI	RPI
DIV. I ONLY	18- 6	38	7- 3	294	111	120	120	12	12	
DIV. I NON-CONF.	10- 3	54	1- 0	324	163	137	137	12	12	
TOTALS	RPI 1-25	RPI 26-50	W-L RECORDS	RPI 51-100	RPI 101-150	RPI 150+				
18- 6	0- 0	1- 1	OVERALL	2- 1	2- 3	13- 1				
9- 3	0- 0	1- 0	HOME	2- 1	1- 1	5- 1				
9- 3	0- 0	0- 1	AWAY	0- 0	1- 2	8- 0				
0- 0	0- 0	0- 0	NEUTRAL	0- 0	0- 0	0- 0				
10- 3	0- 0	1- 1	NON-CONFERENCE	1- 0	0- 1	8- 1				
5- 1	0- 0	1- 0	HOME	1- 0	0- 0	3- 1				
5- 2	0- 0	0- 1	AWAY	0- 0	0- 1	5- 0				
0- 0	0- 0	0- 0	NEUTRAL	0- 0	0- 0	0- 0				
8- 3	0- 0	0- 0	CONFERENCE	1- 1	2- 2	5- 0				
4- 2	0- 0	0- 0	HOME	1- 1	1- 1	2- 0				
4- 1	0- 0	0- 0	AWAY	0- 0	1- 1	3- 0				
0- 0	0- 0	0- 0	NEUTRAL	0- 0	0- 0	0- 0				

RPI S	Opponent	Score	RPI S	Opponent	Score	RPI S	Opponent	Score	RPI S	Opponent	Score	Team's RPI: 120
30	H Missouri	72 61	54	H George Washington	67 59	107	A Duquesne	65 94	111	H Saint Joseph's	63 66	
48	A Little Rock	43 56	56	H Washington St.	73 70	113	H Fordham	82 58	123	A VCU	62 48	
			61	H Dayton	67 78	130	A Tulsa	64 70	155	H George Mason	89 50	
						198	H Indiana St.	67 70	208	H SIUE	90 49	
						210	A Loyola Marymount	90 76	216	H St. Bonaventure	64 49	
						227	A Bradley	68 58	279	A Davidson	106 69	
						283	A Southeast Mo. St.	89 50	295	A Lipscomb	83 38	
						298	A Massachusetts	81 60	299	A Rhode Island	68 50	
						315	H Eastern Ky.	78 51	327	A UC Irvine	79 69	
						347	H Morgan St.	71 43				
LAST 12 Division I GAMES:												
111	H Saint Joseph's	63 66	61	H Dayton	67 78	216	H St. Bonaventure	64 49				
298	A Massachusetts	81 60	123	A VCU	62 48	155	H George Mason	89 50				
113	H Fordham	82 58	279	A Davidson	106 69	295	A Lipscomb	83 38				
54	H George Washington	67 59										
299	A Rhode Island	68 50										
107	A Duquesne	65 94										

Non-Div I Games:

Saint Louis

■ Loss,
 ■ Non-Conf,
 ■ S Site,
 ■ H Home
 ■ A Away
 N Neutral

Saint Peter's

Through Games Of Feb. 6, 2017

Average RPI Win:	266	WON-LOST	WINNING	LAST 10	STRENGTH OF	OPP. STRENGTH	TEAM	ADJ.	CONF.	ADJ CONF.
Average RPI Loss:	161	RECORD	PCT. RANK	GAMES	SCHEDULE	OF SCHEDULE	RPI	RPI	RPI	RPI
DIV. I ONLY	3- 20	334	0- 10	146	242	311	311	17	17	
DIV. I NON-CONF.	1- 8	314	0- 0	106	240	298	298	17	17	
TOTALS	RPI 1-25	RPI 26-50	W-L RECORDS	RPI 51-100	RPI 101-150	RPI 150+				
3- 20	0- 2	0- 2	OVERALL	0- 1	0- 4	3- 11				
2- 6	0- 0	0- 1	HOME	0- 0	0- 2	2- 3				
1- 11	0- 0	0- 0	AWAY	0- 0	0- 0	1- 1				
0- 3	0- 0	0- 0	NEUTRAL	0- 0	0- 1	0- 2				
1- 8	0- 2	0- 0	NON-CONFERENCE	0- 1	0- 1	1- 4				
1- 0	0- 0	0- 0	HOME	0- 0	0- 0	1- 0				
0- 5	0- 2	0- 0	AWAY	0- 1	0- 0	0- 2				
0- 3	0- 0	0- 0	NEUTRAL	0- 0	0- 1	0- 2				
2- 12	0- 0	0- 2	CONFERENCE	0- 0	0- 3	2- 7				
1- 6	0- 0	0- 1	HOME	0- 0	0- 2	1- 3				
1- 6	0- 0	0- 1	AWAY	0- 0	0- 1	1- 4				
0- 0	0- 0	0- 0	NEUTRAL	0- 0	0- 0	0- 0				

RPI 1-25				RPI 26-50				RPI 51-100				RPI 101+ Team's RPI: 311			
RPI	S	Opponent	Score	RPI	S	Opponent	Score	RPI	S	Opponent	Score	RPI	S	Opponent	Score
3	A	South Carolina	38 93	49	A	Quinnipiac	47 82	84	A	Penn St.	50 106	118	N	Maine	43 59
17	A	Maryland	49 101	49	H	Quinnipiac	51 84					128	A	Rider	46 47
												128	H	Rider	43 56
												147	H	Iona	58 66
												154	N	Hampton	42 71
												156	A	Brown	71 80
												181	A	Fairfield	38 50
												199	A	Siena	55 80
												219	H	Niagara	78 66
												224	A	Monmouth	59 76
												232	A	Marist	73 69
												232	H	Marist	58 66
												242	H	Canisius	54 59
												258	N	Bowling Green	68 73
												266	A	Manhattan	44 57
												266	H	Manhattan	65 69
												321	A	St. Francis Brooklyn	52 58
												346	H	Fairleigh Dickinson	65 43
LAST 12 Division I GAMES:															
181	A	Fairfield	38 50	199	A	Siena	55 80								
232	H	Marist	58 66	242	H	Canisius	54 59								
266	A	Manhattan	44 57	224	A	Monmouth	59 76								
128	A	Rider	46 47	147	H	Iona	58 66								
266	H	Manhattan	65 69	49	A	Quinnipiac	47 82								
128	H	Rider	43 56	219	H	Niagara	78 66								

Non-Div I Games:

Saint Peter's

■ Loss,
 ■ Non-Conf,
 ■ S Site,
 ■ Home
 ■ A Away
 N Neutral

Average RPI Win:	334	WON-LOST	WINNING	LAST 10	STRENGTH OF	OPP. STRENGTH	TEAM	ADJ.	CONF.	ADJ CONF.
Average RPI Loss:	208	RECORD	PCT. RANK	GAMES	SCHEDULE	OF SCHEDULE	RPI	RPI	RPI	RPI
DIV. I ONLY	1- 18	344	1- 9	255	317	343	343	27	27	
DIV. I NON-CONF.	0- 9	335	0- 2	153	315	336	336	27	27	
TOTALS	RPI 1-25	RPI 26-50	W-L RECORDS	RPI 51-100	RPI 101-150	RPI 150+				
1- 18	0- 0	0- 1	OVERALL	0- 0	0- 5	1- 12				
1- 5	0- 0	0- 0	HOME	0- 0	0- 2	1- 3				
0- 12	0- 0	0- 1	AWAY	0- 0	0- 3	0- 7				
0- 1	0- 0	0- 0	NEUTRAL	0- 0	0- 0	0- 1				
0- 9	0- 0	0- 1	NON-CONFERENCE	0- 0	0- 2	0- 6				
0- 1	0- 0	0- 0	HOME	0- 0	0- 0	0- 1				
0- 7	0- 0	0- 1	AWAY	0- 0	0- 2	0- 4				
0- 1	0- 0	0- 0	NEUTRAL	0- 0	0- 0	0- 1				
1- 9	0- 0	0- 0	CONFERENCE	0- 0	0- 3	1- 6				
1- 4	0- 0	0- 0	HOME	0- 0	0- 2	1- 2				
0- 5	0- 0	0- 0	AWAY	0- 0	0- 1	0- 4				
0- 0	0- 0	0- 0	NEUTRAL	0- 0	0- 0	0- 0				

RPI S	Opponent	Score	RPI S	Opponent	Score	RPI S	Opponent	Score	RPI S	Opponent	Score	Team's RPI: 343
26	A LSU	41 89							110	H SFA	65 83	
									121	A Arkansas	39 71	
									124	A TCU	37 81	
									131	H Lamar University	44 70	
									135	A Abilene Christian	56 78	
									176	A Rice	51 77	
									183	A Texas St.	46 69	
									195	A New Orleans	49 78	
									249	N Marshall	50 73	
									253	A UTRGV	50 78	
									253	H UTRGV	45 69	
									263	A McNeese	56 79	
									285	A Prairie View	65 75	
									301	A Northwestern St.	51 78	
									303	H A&M-Corpus Christi	37 63	
									307	H Nicholls St.	59 66	
									334	H Southeastern La.	68 61	
									337	A Houston Baptist	51 61	
LAST 12 Division I GAMES:												
135	A	Abilene Christian	56	78	195	A	New Orleans	49	78			
110	H	SFA	65	83	307	H	Nicholls St.	59	66			
334	H	Southeastern La.	68	61	263	A	McNeese	56	79			
303	H	A&M-Corpus Christi	37	63	337	A	Houston Baptist	51	61			
131	H	Lamar University	44	70	183	A	Texas St.	46	69			
301	A	Northwestern St.	51	78	26	A	LSU	41	89			

Non-Div I Games: Wiley 51 57

Sam Houston St.

Loss, Non-Conf, S Site, H Home A Away N Neutral

Average RPI Win:	227	WON-LOST	WINNING	LAST 10	STRENGTH OF	OPP. STRENGTH	TEAM	ADJ.	CONF.	ADJ CONF.
Average RPI Loss:	135	RECORD	PCT. RANK	GAMES	SCHEDULE	OF SCHEDULE	RPI	RPI	RPI	RPI
DIV. I ONLY	8- 15	256	2- 7	162	166	226	226	18	18	
DIV. I NON-CONF.	6- 8	203	0- 2	176	110	197	197	21	21	
TOTALS	RPI 1-25	RPI 26-50	W-L RECORDS	RPI 51-100	RPI 101-150	RPI 150+				
8- 15	0- 1	0- 2	OVERALL	1- 4	0- 1	7- 7				
6- 4	0- 0	0- 0	HOME	0- 2	0- 0	6- 2				
2- 9	0- 1	0- 2	AWAY	1- 2	0- 1	1- 3				
0- 2	0- 0	0- 0	NEUTRAL	0- 0	0- 0	0- 2				
6- 8	0- 1	0- 2	NON-CONFERENCE	1- 2	0- 0	5- 3				
5- 1	0- 0	0- 0	HOME	0- 1	0- 0	5- 0				
1- 5	0- 1	0- 2	AWAY	1- 1	0- 0	0- 1				
0- 2	0- 0	0- 0	NEUTRAL	0- 0	0- 0	0- 2				
2- 7	0- 0	0- 0	CONFERENCE	0- 2	0- 1	2- 4				
1- 3	0- 0	0- 0	HOME	0- 1	0- 0	1- 2				
1- 4	0- 0	0- 0	AWAY	0- 1	0- 1	1- 2				
0- 0	0- 0	0- 0	NEUTRAL	0- 0	0- 0	0- 0				

RPI 1-25				RPI 26-50				RPI 51-100				RPI 101+ Team's RPI: 226			
RPI	S	Opponent	Score	RPI	S	Opponent	Score	RPI	S	Opponent	Score	RPI	S	Opponent	Score
16	A	Kentucky	57 80	35	A	Harvard	52 57	59	A	Wake Forest	40 51	103	A	Mercer	49 59
				42	A	Georgia Tech	57 62	80	H	Belmont	54 73	154	N	Hampton	57 63
								95	A	Chattanooga	45 51	165	N	UC Riverside	48 51
								95	H	Chattanooga	61 77	168	H	Memphis	48 42
								97	A	Georgia	65 59	187	A	ETSU	56 61
												187	H	ETSU	57 69
												204	H	UAB	52 49
												212	H	Alabama St.	63 49
												238	H	Wofford	57 54
												254	A	UNCG	40 64
												255	H	Furman	50 54
												261	H	UT Martin	69 62
												286	A	Western Caro.	49 42
												299	A	Rhode Island	63 78
												349	H	Alabama A&M	61 37
LAST 12 Division I GAMES:															
				95	A	Chattanooga	45 51	286	A	Western Caro.	49 42				
				187	A	ETSU	56 61	187	H	ETSU	57 69				
				103	A	Mercer	49 59	95	H	Chattanooga	61 77				
				255	H	Furman	50 54	154	N	Hampton	57 63				
				238	H	Wofford	57 54	165	N	UC Riverside	48 51				
				254	A	UNCG	40 64	97	A	Georgia	65 59				

Non-Div I Games: AUM 72 50

Samford

■ Loss,
 ■ Non-Conf,
 ■ S Site,
 ■ H Home
 ■ A Away
 N Neutral

Average RPI Win:	229	WON-LOST	WINNING	LAST 10	STRENGTH OF	OPP. STRENGTH	TEAM	ADJ.	CONF.	ADJ CONF.
Average RPI Loss:	146	RECORD	PCT. RANK	GAMES	SCHEDULE	OF SCHEDULE	RPI	RPI	RPI	RPI
DIV. I ONLY	10- 12	202	3- 7	218	192	218	218	15	15	
DIV. I NON-CONF.	6- 4	126	0- 0	248	248	175	175	13	13	
TOTALS	RPI 1-25	RPI 26-50	W-L RECORDS	RPI 51-100	RPI 101-150	RPI 150+				
10- 12	0- 0	0- 0	OVERALL	0- 3	1- 6	9- 3				
8- 4	0- 0	0- 0	HOME	0- 1	1- 2	7- 1				
2- 8	0- 0	0- 0	AWAY	0- 0	0- 0	2- 1				
0- 0	0- 0	0- 0	NEUTRAL	0- 0	0- 0	0- 0				
6- 4	0- 0	0- 0	NON-CONFERENCE	0- 1	0- 3	6- 0				
5- 1	0- 0	0- 0	HOME	0- 0	0- 1	5- 0				
1- 3	0- 0	0- 0	AWAY	0- 1	0- 2	1- 0				
0- 0	0- 0	0- 0	NEUTRAL	0- 0	0- 0	0- 0				
4- 8	0- 0	0- 0	CONFERENCE	0- 2	1- 3	3- 3				
3- 3	0- 0	0- 0	HOME	0- 1	1- 1	2- 1				
1- 5	0- 0	0- 0	AWAY	0- 1	0- 2	1- 2				
0- 0	0- 0	0- 0	NEUTRAL	0- 0	0- 0	0- 0				

RPI 1-25				RPI 26-50				RPI 51-100				RPI 101+				Team's RPI: 218	
RPI	S	Opponent	Score	RPI	S	Opponent	Score	RPI	S	Opponent	Score	RPI	S	Opponent	Score		
								56	A	Washington St.	73 83	108	A	Northern Colo.	51 54		
								78	H	Gonzaga	55 57	125	A	Arizona	59 76		
								100	A	BYU	63 81	126	A	St. Mary's (CA)	65 77		
												126	H	St. Mary's (CA)	73 71		
												139	H	North Dakota	61 65		
												149	A	San Francisco	72 81		
												149	H	San Francisco	67 82		
												158	A	Santa Clara	57 56		
												197	A	CSUN	76 67		
												209	A	Pacific	64 84		
												210	A	Loyola Marymount	55 63		
												210	H	Loyola Marymount	61 58		
												215	H	Seattle U	67 44		
												234	H	San Diego St.	91 53		
												245	H	UC Santa Barbara	77 63		
												273	H	Portland	57 40		
												290	H	Nevada	70 54		
												308	H	Pepperdine	42 55		
												338	H	Cal St. Fullerton	103 50		
LAST 12 Division I GAMES:																	
				126	A	St. Mary's (CA)	65 77	100	A	BYU	63 81						
				210	A	Loyola Marymount	55 63	158	A	Santa Clara	57 56						
				273	H	Portland	57 40	308	H	Pepperdine	42 55						
				78	H	Gonzaga	55 57	209	A	Pacific	64 84						
				149	A	San Francisco	72 81	126	H	St. Mary's (CA)	73 71						
				210	H	Loyola Marymount	61 58	149	H	San Francisco	67 82						

Non-Div I Games:

San Diego

Loss, Non-Conf, S Site, H Home A Away N Neutral

Average RPI Win:	224	WON-LOST	WINNING	LAST 10	STRENGTH OF	OPP. STRENGTH	TEAM	ADJ.	CONF.	ADJ CONF.
Average RPI Loss:	153	RECORD	PCT. RANK	GAMES	SCHEDULE	OF SCHEDULE	RPI	RPI	RPI	RPI
DIV. I ONLY	6- 13	273	3- 7	135	232	234	234	13	13	
DIV. I NON-CONF.	3- 6	230	1- 0	146	317	221	221	15	15	
TOTALS	RPI 1-25	RPI 26-50	W-L RECORDS	RPI 51-100	RPI 101-150	RPI 150+				
6- 13	0- 0	0- 1	OVERALL	2- 3	0- 2	4- 7				
4- 4	0- 0	0- 1	HOME	2- 0	0- 0	2- 3				
1- 8	0- 0	0- 0	AWAY	0- 2	0- 2	1- 4				
1- 1	0- 0	0- 0	NEUTRAL	0- 1	0- 0	1- 0				
3- 6	0- 0	0- 1	NON-CONFERENCE	0- 2	0- 0	3- 3				
1- 2	0- 0	0- 1	HOME	0- 0	0- 0	1- 1				
1- 3	0- 0	0- 0	AWAY	0- 1	0- 0	1- 2				
1- 1	0- 0	0- 0	NEUTRAL	0- 1	0- 0	1- 0				
3- 7	0- 0	0- 0	CONFERENCE	2- 1	0- 2	1- 4				
3- 2	0- 0	0- 0	HOME	2- 0	0- 0	1- 2				
0- 5	0- 0	0- 0	AWAY	0- 1	0- 2	0- 2				
0- 0	0- 0	0- 0	NEUTRAL	0- 0	0- 0	0- 0				

RPI S	Opponent	Score	RPI S	Opponent	Score	RPI S	Opponent	Score	RPI S	Opponent	Score	Team's RPI: 234
29	H Michigan	57 92	65	A Colorado St.	43 60	104	A Wyoming	67 80	145	A New Mexico	42 85	
			73	N UT Arlington	58 64	165	A UC Riverside	44 72	167	H Fresno St.	51 59	
			79	H UNLV	87 68	201	A Utah St.	47 53	207	A San Jose St.	80 81	
			85	H Boise St.	84 77	210	H Loyola Marymount	53 60	218	A San Diego	53 91	
			98	A UC Davis	55 75	245	H UC Santa Barbara	84 70	290	H Nevada	83 78	
						305	N Central Conn. St.	80 62	313	H Air Force	59 62	
						338	A Cal St. Fullerton	71 61				
LAST 12 Division I GAMES:												
167	H Fresno St.	51 59	207	A San Jose St.	80 81							
104	A Wyoming	67 80	85	H Boise St.	84 77							
65	A Colorado St.	43 60	290	H Nevada	83 78							
313	H Air Force	59 62	145	A New Mexico	42 85							
79	H UNLV	87 68	338	A Cal St. Fullerton	71 61							
201	A Utah St.	47 53	245	H UC Santa Barbara	84 70							

Non-Div I Games: Biola 63 48 San Diego Christian80 70

San Diego St.

San Francisco

Through Games Of Feb. 6, 2017

Average RPI Win:	211	WON-LOST	WINNING	LAST 10	STRENGTH OF	OPP. STRENGTH	TEAM	ADJ.	CONF.	ADJ CONF.
Average RPI Loss:	135	RECORD	PCT. RANK	GAMES	SCHEDULE	OF SCHEDULE	RPI	RPI	RPI	RPI
DIV. I ONLY	13- 10	135	5- 5	214	131	149	149	15	15	
DIV. I NON-CONF.	6- 5	148	0- 0	188	140	156	156	13	13	
TOTALS	RPI 1-25	RPI 26-50	W-L RECORDS	RPI 51-100	RPI 101-150	RPI 150+				
13- 10	0- 0	0- 1	OVERALL	1- 3	1- 3	11- 3				
8- 2	0- 0	0- 0	HOME	1- 1	1- 1	6- 0				
4- 8	0- 0	0- 1	AWAY	0- 2	0- 2	4- 3				
1- 0	0- 0	0- 0	NEUTRAL	0- 0	0- 0	1- 0				
6- 5	0- 0	0- 1	NON-CONFERENCE	0- 2	1- 1	5- 1				
4- 1	0- 0	0- 0	HOME	0- 1	1- 0	3- 0				
1- 4	0- 0	0- 1	AWAY	0- 1	0- 1	1- 1				
1- 0	0- 0	0- 0	NEUTRAL	0- 0	0- 0	1- 0				
7- 5	0- 0	0- 0	CONFERENCE	1- 1	0- 2	6- 2				
4- 1	0- 0	0- 0	HOME	1- 0	0- 1	3- 0				
3- 4	0- 0	0- 0	AWAY	0- 1	0- 1	3- 2				
0- 0	0- 0	0- 0	NEUTRAL	0- 0	0- 0	0- 0				

RPI S	Opponent	Score	RPI S	Opponent	Score	RPI S	Opponent	Score	RPI S	Opponent	Score	Team's RPI: 149
40	A California	52 75	56	A Washington St.	35 73	102	H Long Beach St.	73 71				
			78	A Gonzaga	46 61	126	A St. Mary's (CA)	72 75				
			98	H UC Davis	58 78	126	H St. Mary's (CA)	62 64				
			100	H BYU	70 63	139	A North Dakota	63 71				
						158	H Santa Clara	77 68				
						167	A Fresno St.	48 61				
						207	H San Jose St.	79 71				
						209	A Pacific	60 63				
						209	H Pacific	67 64				
						210	A Loyola Marymount	79 72				
						215	H Seattle U	73 59				
						218	A San Diego	82 67				
						218	H San Diego	81 72				
						267	A Cal Poly	73 67				
						273	A Portland	75 56				
						277	H Sacramento St.	91 80				
						286	N Western Caro.	73 52				
						308	A Pepperdine	59 81				
LAST 12 Division I GAMES:												
210	A Loyola Marymount	79 72	209	A Pacific	60 63							
308	A Pepperdine	59 81	100	H BYU	70 63							
209	H Pacific	67 64	126	A St. Mary's (CA)	72 75							
126	H St. Mary's (CA)	62 64	78	A Gonzaga	46 61							
218	H San Diego	81 72	158	H Santa Clara	77 68							
273	A Portland	75 56	218	A San Diego	82 67							

Non-Div I Games:

San Francisco

■ Loss,
■ Non-Conf,
■ S Site,
■ Home
■ A Away
N Neutral

Average RPI Win:	218	WON-LOST	WINNING	LAST 10	STRENGTH OF	OPP. STRENGTH	TEAM	ADJ.	CONF.	ADJ CONF.
Average RPI Loss:	108	RECORD	PCT. RANK	GAMES	SCHEDULE	OF SCHEDULE	RPI	RPI	RPI	RPI
DIV. I ONLY	6- 15	283	4- 6	83	102	207	207	13	13	
DIV. I NON-CONF.	2- 9	293	0- 1	94	38	222	222	15	15	
TOTALS	RPI 1-25	RPI 26-50	W-L RECORDS	RPI 51-100	RPI 101-150	RPI 150+				
6- 15	0- 2	0- 1	OVERALL	1- 4	0- 4	5- 4				
4- 4	0- 0	0- 0	HOME	0- 1	0- 2	4- 1				
2- 9	0- 1	0- 0	AWAY	1- 3	0- 1	1- 3				
0- 2	0- 1	0- 1	NEUTRAL	0- 0	0- 0	0- 0				
2- 9	0- 2	0- 1	NON-CONFERENCE	0- 1	0- 2	2- 3				
1- 2	0- 0	0- 0	HOME	0- 0	0- 1	1- 1				
1- 5	0- 1	0- 0	AWAY	0- 1	0- 1	1- 2				
0- 2	0- 1	0- 1	NEUTRAL	0- 0	0- 0	0- 0				
4- 6	0- 0	0- 0	CONFERENCE	1- 3	0- 2	3- 1				
3- 2	0- 0	0- 0	HOME	0- 1	0- 1	3- 0				
1- 4	0- 0	0- 0	AWAY	1- 2	0- 1	0- 1				
0- 0	0- 0	0- 0	NEUTRAL	0- 0	0- 0	0- 0				

RPI 1-25				RPI 26-50				RPI 51-100				RPI 101+ Team's RPI: 207			
RPI	S	Opponent	Score	RPI	S	Opponent	Score	RPI	S	Opponent	Score	RPI	S	Opponent	Score
4	N	Mississippi St.	51 88	37	N	Oregon	62 91	60	A	South Dakota	69 84	104	A	Wyoming	60 89
24	A	Arizona St.	37 82					65	A	Colorado St.	67 70	126	H	St. Mary's (CA)	64 85
								65	H	Colorado St.	56 68	145	H	New Mexico	72 82
								79	A	UNLV	76 65	149	A	San Francisco	71 79
								85	A	Boise St.	64 86	158	H	Santa Clara	75 64
												167	A	Fresno St.	74 88
												179	A	Nebraska	61 83
												196	A	New Mexico St.	55 66
												209	H	Pacific	96 99
												234	H	San Diego St.	81 80
												236	A	Hawaii	77 61
												290	H	Nevada	107 84
												313	H	Air Force	86 74
LAST 12 Division I GAMES:															
145	H	New Mexico	72 82	234	H	San Diego St.	81 80								
79	A	UNLV	76 65	167	A	Fresno St.	74 88								
65	H	Colorado St.	56 68	65	A	Colorado St.	67 70								
85	A	Boise St.	64 86	290	H	Nevada	107 84								
104	A	Wyoming	60 89	60	A	South Dakota	69 84								
313	H	Air Force	86 74	179	A	Nebraska	61 83								

Non-Div I Games: Stanislaus St. 90 85

San Jose St.

Santa Clara

Through Games Of Feb. 6, 2017

Average RPI Win:	204	WON-LOST	WINNING	LAST 10	STRENGTH OF	OPP. STRENGTH	TEAM	ADJ.	CONF.	ADJ CONF.
Average RPI Loss:	108	RECORD	PCT. RANK	GAMES	SCHEDULE	OF SCHEDULE	RPI	RPI	RPI	RPI
DIV. I ONLY	9- 13	222	1- 3	65	176	158	158	15	15	
DIV. I NON-CONF.	4- 6	209	0- 1	14	170	97	97	13	13	
TOTALS	RPI 1-25	RPI 26-50	W-L RECORDS	RPI 51-100	RPI 101-150	RPI 150+				
9- 13	0- 0	1- 2	OVERALL	1- 6	0- 2	7- 3				
5- 3	0- 0	0- 0	HOME	1- 2	0- 0	4- 1				
2- 7	0- 0	0- 0	AWAY	0- 0	0- 0	2- 0				
2- 3	0- 0	1- 1	NEUTRAL	0- 2	0- 0	1- 0				
4- 6	0- 0	1- 2	NON-CONFERENCE	0- 3	0- 0	3- 1				
1- 1	0- 0	0- 0	HOME	0- 1	0- 0	1- 0				
1- 2	0- 0	0- 1	AWAY	0- 0	0- 0	1- 1				
2- 3	0- 0	1- 1	NEUTRAL	0- 2	0- 0	1- 0				
5- 7	0- 0	0- 0	CONFERENCE	1- 3	0- 2	4- 2				
4- 2	0- 0	0- 0	HOME	1- 1	0- 0	3- 1				
1- 5	0- 0	0- 0	AWAY	0- 2	0- 2	1- 1				
0- 0	0- 0	0- 0	NEUTRAL	0- 0	0- 0	0- 0				

RPI 1-25				RPI 26-50				RPI 51-100				RPI 101+				Team's RPI: 158	
RPI	S	Opponent	Score	RPI	S	Opponent	Score	RPI	S	Opponent	Score	RPI	S	Opponent	Score		
				27	N	South Fla.	54 63	51	H	Northwestern	75 87	126	A	St. Mary's (CA)	53 55		
				40	A	California	58 73	55	N	Oklahoma St.	53 67	149	A	San Francisco	68 77		
				43	N	Marquette	65 62	63	N	Montana St.	50 77	190	H	Idaho St.	82 78		
								78	A	Gonzaga	39 51	196	N	New Mexico St.	60 46		
								78	H	Gonzaga	49 50	207	A	San Jose St.	64 75		
								100	A	BYU	66 72	210	A	Loyola Marymount	50 61		
								100	H	BYU	64 63	210	H	Loyola Marymount	71 64		
												218	H	San Diego	56 57		
												245	A	UC Santa Barbara	69 58		
												273	A	Portland	56 44		
												273	H	Portland	68 56		
												308	H	Pepperdine	61 40		
LAST 12 Division I GAMES:																	
				27	N	South Fla.	54 63	78	A	Gonzaga	39 51						
				78	H	Gonzaga	49 50	308	H	Pepperdine	61 40						
				273	H	Portland	68 56	218	H	San Diego	56 57						
				126	A	St. Mary's (CA)	53 55	210	H	Loyola Marymount	71 64						
				100	A	BYU	66 72	273	A	Portland	56 44						
				210	A	Loyola Marymount	50 61	149	A	San Francisco	68 77						

Non-Div I Games: UC Santa Cruz 85 39

Santa Clara

Loss, Non-Conf, S Site, H Home A Away N Neutral

Average RPI Win:	281	WON-LOST	WINNING	LAST 10	STRENGTH OF	OPP. STRENGTH	TEAM	ADJ.	CONF.	ADJ CONF.
Average RPI Loss:	157	RECORD	PCT. RANK	GAMES	SCHEDULE	OF SCHEDULE	RPI	RPI	RPI	RPI
DIV. I ONLY	8- 14	241	7- 3	204	296	259	259	32	32	
DIV. I NON-CONF.	1- 10	325	0- 1	72	47	280	280	31	31	
TOTALS	RPI 1-25	RPI 26-50	W-L RECORDS	RPI 51-100	RPI 101-150	RPI 150+				
8- 14	0- 3	0- 0	OVERALL	0- 3	0- 0	8- 8				
6- 5	0- 1	0- 0	HOME	0- 1	0- 0	6- 3				
2- 9	0- 2	0- 0	AWAY	0- 2	0- 0	2- 5				
0- 0	0- 0	0- 0	NEUTRAL	0- 0	0- 0	0- 0				
1- 10	0- 3	0- 0	NON-CONFERENCE	0- 3	0- 0	1- 4				
1- 4	0- 1	0- 0	HOME	0- 1	0- 0	1- 2				
0- 6	0- 2	0- 0	AWAY	0- 2	0- 0	0- 2				
0- 0	0- 0	0- 0	NEUTRAL	0- 0	0- 0	0- 0				
7- 4	0- 0	0- 0	CONFERENCE	0- 0	0- 0	7- 4				
5- 1	0- 0	0- 0	HOME	0- 0	0- 0	5- 1				
2- 3	0- 0	0- 0	AWAY	0- 0	0- 0	2- 3				
0- 0	0- 0	0- 0	NEUTRAL	0- 0	0- 0	0- 0				

RPI 1-25				RPI 26-50				RPI 51-100				RPI 101+ Team's RPI: 259			
RPI	S	Opponent	Score	RPI	S	Opponent	Score	RPI	S	Opponent	Score	RPI	S	Opponent	Score
3	H	South Carolina	30 70					71	A	Iowa St.	51 74	154	A	Hampton	46 75
9	A	Washington	36 87					81	H	Jacksonville	40 55	154	H	Hampton	55 51
25	A	Auburn	46 75					90	A	FGCU	40 89	180	A	Seton Hall	60 74
												212	H	Alabama St.	54 39
												240	A	UMES	59 58
												247	H	Bethune-Cookman	31 38
												252	A	Howard	49 55
												257	H	Ga. Southern	45 50
												260	H	Jacksonville St.	57 64
												268	A	Norfolk St.	55 61
												268	H	Norfolk St.	59 53
												294	A	Kennesaw St.	60 72
												340	H	Florida A&M	56 52
												341	A	South Carolina St.	60 49
												345	H	Delaware St.	64 57
												347	H	Morgan St.	66 62
LAST 12 Division I GAMES:															
268	H	Norfolk St.	59 53	341	A	South Carolina St.	60 49								
154	H	Hampton	55 51	340	H	Florida A&M	56 52								
240	A	UMES	59 58	154	A	Hampton	46 75								
252	A	Howard	49 55	268	A	Norfolk St.	55 61								
345	H	Delaware St.	64 57	247	H	Bethune-Cookman	31 38								
347	H	Morgan St.	66 62	90	A	FGCU	40 89								

Non-Div I Games: Columbia (SC) 68 52

Savannah St.

■ Loss,
 ■ Non-Conf,
 ■ S Site,
 ■ Home
 ■ Away
 N Neutral

Average RPI Win:	290	WON-LOST	WINNING	LAST 10	STRENGTH OF	OPP. STRENGTH	TEAM	ADJ.	CONF.	ADJ CONF.
Average RPI Loss:	143	RECORD	PCT. RANK	GAMES	SCHEDULE	OF SCHEDULE	RPI	RPI	RPI	RPI
DIV. I ONLY	9- 13	222	6- 4	212	285	215	215	29	29	
DIV. I NON-CONF.	3- 12	288	1- 4	156	235	286	286	29	29	
TOTALS	RPI 1-25	RPI 26-50	W-L RECORDS	RPI 51-100	RPI 101-150	RPI 150+				
9- 13	0- 1	0- 0	OVERALL	0- 3	0- 3	9- 6				
4- 5	0- 1	0- 0	HOME	0- 0	0- 1	4- 3				
5- 8	0- 0	0- 0	AWAY	0- 3	0- 2	5- 3				
0- 0	0- 0	0- 0	NEUTRAL	0- 0	0- 0	0- 0				
3- 12	0- 1	0- 0	NON-CONFERENCE	0- 3	0- 3	3- 5				
2- 5	0- 1	0- 0	HOME	0- 0	0- 1	2- 3				
1- 7	0- 0	0- 0	AWAY	0- 3	0- 2	1- 2				
0- 0	0- 0	0- 0	NEUTRAL	0- 0	0- 0	0- 0				
6- 1	0- 0	0- 0	CONFERENCE	0- 0	0- 0	6- 1				
2- 0	0- 0	0- 0	HOME	0- 0	0- 0	2- 0				
4- 1	0- 0	0- 0	AWAY	0- 0	0- 0	4- 1				
0- 0	0- 0	0- 0	NEUTRAL	0- 0	0- 0	0- 0				

RPI	S	Opponent	Score	RPI	S	Opponent	Score	RPI	S	Opponent	Score	RPI	S	Opponent	Score	Team's RPI: 215
9	H	Washington	64 94					63	A	Montana St.	56 75	101	A	SMU	43 77	
								65	A	Colorado St.	62 66	140	H	Idaho	64 68	
								85	A	Boise St.	68 73	149	A	San Francisco	59 73	
												165	A	UC Riverside	54 58	
												196	A	New Mexico St.	69 73	
												197	H	CSUN	64 68	
												210	H	Loyola Marymount	59 62	
												218	A	San Diego	44 67	
												223	H	Grand Canyon	86 60	
												245	H	UC Santa Barbara	58 53	
												253	A	UTRGV	67 54	
												256	H	Portland St.	71 79	
												289	H	CSU Bakersfield	54 47	
												302	A	Denver	75 72	
												310	A	UMKC	75 65	
												328	H	Montana	60 44	
												329	A	Chicago St.	64 51	
												331	A	Utah Valley	69 51	
LAST 12 Division I GAMES:																
331	A	Utah Valley	69 51	289	H	CSU Bakersfield	54 47	197	H	CSUN	64 68	101	A	SMU	43 77	
253	A	UTRGV	67 54	65	A	Colorado St.	62 66	302	A	Denver	75 72	218	A	San Diego	44 67	
196	A	New Mexico St.	69 73													
223	H	Grand Canyon	86 60													
329	A	Chicago St.	64 51													
310	A	UMKC	75 65													

Non-Div I Games:

Seattle U

■ Loss,
 ■ Non-Conf,
 ■ S Site,
 ■ Home
 ■ A Away
 N Neutral

Average RPI Win:	194	WON-LOST	WINNING	LAST 10	STRENGTH OF	OPP. STRENGTH	TEAM	ADJ.	CONF.	ADJ CONF.
Average RPI Loss:	88	RECORD	PCT. RANK	GAMES	SCHEDULE	OF SCHEDULE	RPI	RPI	RPI	RPI
DIV. I ONLY	11- 13	199	3- 7	131	71	180	180	7	7	
DIV. I NON-CONF.	7- 4	114	0- 0	232	155	152	152	7	7	
TOTALS	RPI 1-25	RPI 26-50	W-L RECORDS	RPI 51-100	RPI 101-150	RPI 150+				
11- 13	0- 3	0- 3	OVERALL	2- 3	1- 0	8- 4				
10- 4	0- 2	0- 1	HOME	2- 1	1- 0	7- 0				
1- 9	0- 1	0- 2	AWAY	0- 2	0- 0	1- 4				
0- 0	0- 0	0- 0	NEUTRAL	0- 0	0- 0	0- 0				
7- 4	0- 0	0- 0	NON-CONFERENCE	1- 2	1- 0	5- 2				
6- 1	0- 0	0- 0	HOME	1- 1	1- 0	4- 0				
1- 3	0- 0	0- 0	AWAY	0- 1	0- 0	1- 2				
0- 0	0- 0	0- 0	NEUTRAL	0- 0	0- 0	0- 0				
4- 9	0- 3	0- 3	CONFERENCE	1- 1	0- 0	3- 2				
4- 3	0- 2	0- 1	HOME	1- 0	0- 0	3- 0				
0- 6	0- 1	0- 2	AWAY	0- 1	0- 0	0- 2				
0- 0	0- 0	0- 0	NEUTRAL	0- 0	0- 0	0- 0				

RPI 1-25				RPI 26-50				RPI 51-100				RPI 101+ Team's RPI: 180			
RPI	S	Opponent	Score	RPI	S	Opponent	Score	RPI	S	Opponent	Score	RPI	S	Opponent	Score
15	A	DePaul	60 86	43	A	Marquette	60 103	52	A	Minnesota	57 90	128	H	Rider	89 81
15	H	DePaul	65 96	43	H	Marquette	77 83	59	H	Wake Forest	70 63	171	H	Providence	55 43
22	H	Creighton	60 70	47	A	Georgetown	58 77	66	H	St. John's (NY)	64 59	172	A	Xavier	64 72
								67	A	Villanova	52 69	172	H	Xavier	71 62
								73	H	UT Arlington	61 86	174	A	Princeton	67 94
												177	H	Boston College	71 66
												189	A	Rutgers	45 53
												232	A	Marist	76 63
												237	A	Butler	58 79
												237	H	Butler	65 63
												259	H	Savannah St.	74 60
												305	H	Central Conn. St.	78 70
												333	H	LIU Brooklyn	77 59
LAST 12 Division I GAMES:															
15	A	DePaul	60 86	47	A	Georgetown	58 77								
43	A	Marquette	60 103	67	A	Villanova	52 69								
237	H	Butler	65 63	43	H	Marquette	77 83								
172	H	Xavier	71 62	15	H	DePaul	65 96								
22	H	Creighton	60 70	172	A	Xavier	64 72								
171	H	Providence	55 43	237	A	Butler	58 79								

Non-Div I Games:

Seton Hall

Average RPI Win: 223	WON-LOST	WINNING	LAST 10	STRENGTH OF	OPP. STRENGTH	TEAM	ADJ.	CONF.	ADJ CONF.
Average RPI Loss: 139	RECORD	PCT. RANK	GAMES	SCHEDULE	OF SCHEDULE	RPI	RPI	RPI	RPI
DIV. I ONLY	9- 14	232	6- 4	109	243	199	199	17	17
DIV. I NON-CONF.	1- 8	314	0- 0	40	197	262	262	17	17
TOTALS	RPI 1-25	RPI 26-50	W-L RECORDS	RPI 51-100	RPI 101-150	RPI 150+			
9- 14	0- 0	0- 3	OVERALL	0- 2	1- 3	8- 6			
6- 5	0- 0	0- 1	HOME	0- 1	0- 1	6- 2			
3- 9	0- 0	0- 2	AWAY	0- 1	1- 2	2- 4			
0- 0	0- 0	0- 0	NEUTRAL	0- 0	0- 0	0- 0			
1- 8	0- 0	0- 2	NON-CONFERENCE	0- 2	0- 1	1- 3			
1- 3	0- 0	0- 1	HOME	0- 1	0- 0	1- 1			
0- 5	0- 0	0- 1	AWAY	0- 1	0- 1	0- 2			
0- 0	0- 0	0- 0	NEUTRAL	0- 0	0- 0	0- 0			
8- 6	0- 0	0- 1	CONFERENCE	0- 0	1- 2	7- 3			
5- 2	0- 0	0- 0	HOME	0- 0	0- 1	5- 1			
3- 4	0- 0	0- 1	AWAY	0- 0	1- 1	2- 2			
0- 0	0- 0	0- 0	NEUTRAL	0- 0	0- 0	0- 0			

RPI 1-25				RPI 26-50				RPI 51-100				RPI 101+				Team's RPI: 199	
RPI	S	Opponent	Score	RPI	S	Opponent	Score	RPI	S	Opponent	Score	RPI	S	Opponent	Score		
				34	A	Syracuse	65 102	90	A	FGCU	42 66	128	A	Rider	70 72		
				35	H	Harvard	58 65	99	H	New Hampshire	67 77	128	H	Rider	61 62		
				49	A	Quinnipiac	47 73					147	A	Iona	58 46		
												148	A	Albany (NY)	86 88		
												166	H	Hartford	76 80		
												181	A	Fairfield	57 61		
												181	H	Fairfield	67 52		
												185	A	Northeastern	50 61		
												206	A	Sacred Heart	58 62		
												219	H	Niagara	71 53		
												224	A	Monmouth	91 86		
												224	H	Monmouth	85 76		
												231	H	Colgate	71 63		
												232	A	Marist	69 68		
												232	H	Marist	59 70		
												242	H	Canisius	67 42		
												266	A	Manhattan	66 68		
												311	H	Saint Peter's	80 55		
LAST 12 Division I GAMES:																	
				128	A	Rider	70 72					224	H	Monmouth	85 76		
				232	H	Marist	59 70					147	A	Iona	58 46		
				224	A	Monmouth	91 86					128	H	Rider	61 62		
				242	H	Canisius	67 42					181	A	Fairfield	57 61		
				232	A	Marist	69 68					219	H	Niagara	71 53		
				311	H	Saint Peter's	80 55					266	A	Manhattan	66 68		

Non-Div I Games:

Siena

■ Loss,
 ■ Non-Conf,
 ■ S Site,
 ■ Home
 ■ A Away
 N Neutral

Average RPI Win:	249	WON-LOST	WINNING	LAST 10	STRENGTH OF	OPP. STRENGTH	TEAM	ADJ.	CONF.	ADJ CONF.
Average RPI Loss:	145	RECORD	PCT. RANK	GAMES	SCHEDULE	OF SCHEDULE	RPI	RPI	RPI	RPI
DIV. I ONLY	5- 14	293	2- 8	152	203	250	250	21	21	
DIV. I NON-CONF.	3- 6	230	0- 2	141	129	200	200	19	19	
TOTALS	RPI 1-25	RPI 26-50	W-L RECORDS	RPI 51-100	RPI 101-150	RPI 150+				
5- 14	0- 0	0- 2	OVERALL	0- 3	0- 4	5- 5				
1- 7	0- 0	0- 1	HOME	0- 1	0- 2	1- 3				
3- 6	0- 0	0- 1	AWAY	0- 1	0- 2	3- 2				
1- 1	0- 0	0- 0	NEUTRAL	0- 1	0- 0	1- 0				
3- 6	0- 0	0- 1	NON-CONFERENCE	0- 2	0- 2	3- 1				
1- 2	0- 0	0- 1	HOME	0- 0	0- 1	1- 0				
1- 3	0- 0	0- 0	AWAY	0- 1	0- 1	1- 1				
1- 1	0- 0	0- 0	NEUTRAL	0- 1	0- 0	1- 0				
2- 8	0- 0	0- 1	CONFERENCE	0- 1	0- 2	2- 4				
0- 5	0- 0	0- 0	HOME	0- 1	0- 1	0- 3				
2- 3	0- 0	0- 1	AWAY	0- 0	0- 1	2- 1				
0- 0	0- 0	0- 0	NEUTRAL	0- 0	0- 0	0- 0				

RPI S	Opponent	Score	RPI S	Opponent	Score	RPI S	Opponent	Score	RPI S	Opponent	Score	Team's RPI: 250
36	H North Carolina St.	31 74	73	H UT Arlington	49 73	105	A Troy	71 75				
48	A Little Rock	54 71	74	N Florida	33 85	105	H Troy	57 73				
			81	A Jacksonville	55 62	117	H Southern Miss.	48 57				
						137	A UCF	58 70				
						183	H Texas St.	44 57				
						195	A New Orleans	65 62				
						204	A UAB	41 66				
						233	H Southern U.	55 48				
						257	A Ga. Southern	55 46				
						257	H Ga. Southern	45 53				
						280	A Georgia St.	77 47				
						280	H Georgia St.	45 55				
						281	N North Florida	62 55				
						325	A Arkansas St.	53 56				
LAST 12 Division I GAMES:												
105	A Troy	71 75	73	H UT Arlington	49 73							
257	H Ga. Southern	45 53	280	A Georgia St.	77 47							
280	H Georgia St.	45 55	257	A Ga. Southern	55 46							
48	A Little Rock	54 71	105	H Troy	57 73							
325	A Arkansas St.	53 56	204	A UAB	41 66							
183	H Texas St.	44 57	36	H North Carolina St.	31 74							

Non-Div I Games: Spring Hill 38 33 William Carey 62 39

South Ala.

Loss, Non-Conf, S Site, H Home A Away N Neutral

South Carolina

Through Games Of Feb. 6, 2017

Average RPI Win:	87	WON-LOST	WINNING	LAST 10	STRENGTH OF	OPP. STRENGTH	TEAM	ADJ.	CONF.	ADJ CONF.
Average RPI Loss:	12	RECORD	PCT. RANK	GAMES	SCHEDULE	OF SCHEDULE	RPI	RPI	RPI	RPI
DIV. I ONLY	20- 2	7	9- 1	7	2	3	3	2	2	
DIV. I NON-CONF.	10- 1	16	1- 0	16	2	3	3	2	2	
TOTALS	RPI 1-25	RPI 26-50	W-L RECORDS	RPI 51-100	RPI 101-150	RPI 150+				
20- 2	6- 2	2- 0	OVERALL	5- 0	4- 0	3- 0				
10- 1	2- 1	0- 0	HOME	3- 0	3- 0	2- 0				
9- 1	3- 1	2- 0	AWAY	2- 0	1- 0	1- 0				
1- 0	1- 0	0- 0	NEUTRAL	0- 0	0- 0	0- 0				
10- 1	3- 1	1- 0	NON-CONFERENCE	1- 0	2- 0	3- 0				
6- 0	1- 0	0- 0	HOME	1- 0	2- 0	2- 0				
3- 1	1- 1	1- 0	AWAY	0- 0	0- 0	1- 0				
1- 0	1- 0	0- 0	NEUTRAL	0- 0	0- 0	0- 0				
10- 1	3- 1	1- 0	CONFERENCE	4- 0	2- 0	0- 0				
4- 1	1- 1	0- 0	HOME	2- 0	1- 0	0- 0				
6- 0	2- 0	1- 0	AWAY	2- 0	1- 0	0- 0				
0- 0	0- 0	0- 0	NEUTRAL	0- 0	0- 0	0- 0				

RPI	S	Opponent	Score	RPI	S	Opponent	Score	RPI	S	Opponent	Score	RPI	S	Opponent	Score
4	H	Mississippi St.	64 61	26	A	LSU	84 61	52	H	Minnesota	98 58	112	H	Clemson	83 61
6	A	Texas	76 67	31	A	Ohio St.	92 80	74	A	Florida	81 62	116	H	Alabama	93 45
10	A	Duke	63 74					96	H	Ole Miss	65 46	118	H	Maine	79 42
11	H	UCLA	66 57					97	A	Georgia	62 44	121	A	Arkansas	79 49
13	N	Louisville	83 59					97	H	Georgia	66 63	154	H	Hampton	92 38
14	H	Tennessee	74 76									259	A	Savannah St.	70 30
16	A	Kentucky	75 63									311	H	Saint Peter's	93 38
25	A	Auburn	73 47												
LAST 12 Division I GAMES:															
121	A	Arkansas	79 49	26	A	LSU	84 61	97	H	Georgia	66 63	74	A	Florida	81 62
16	A	Kentucky	75 63	25	A	Auburn	73 47	116	H	Alabama	93 45				
14	H	Tennessee	74 76	116	H	Alabama	93 45	259	A	Savannah St.	70 30				
97	A	Georgia	62 44												
4	H	Mississippi St.	64 61												
96	H	Ole Miss	65 46												

Non-Div I Games:

South Carolina

Loss, Non-Conf, S Site, H Home A Away N Neutral

Average RPI Win:	303	WON-LOST	WINNING	LAST 10	STRENGTH OF	OPP. STRENGTH	TEAM	ADJ.	CONF.	ADJ CONF.
Average RPI Loss:	224	RECORD	PCT. RANK	GAMES	SCHEDULE	OF SCHEDULE	RPI	RPI	RPI	RPI
DIV. I ONLY	3- 16	325	2- 8	335	323	341	341	32	32	
DIV. I NON-CONF.	1- 8	314	0- 2	323	242	340	340	31	31	
TOTALS	RPI 1-25	RPI 26-50	W-L RECORDS	RPI 51-100	RPI 101-150	RPI 150+				
3- 16	0- 0	0- 0	OVERALL	0- 2	0- 1	3- 13				
1- 6	0- 0	0- 0	HOME	0- 0	0- 0	1- 6				
2- 9	0- 0	0- 0	AWAY	0- 2	0- 1	2- 6				
0- 1	0- 0	0- 0	NEUTRAL	0- 0	0- 0	0- 1				
1- 8	0- 0	0- 0	NON-CONFERENCE	0- 2	0- 1	1- 5				
0- 1	0- 0	0- 0	HOME	0- 0	0- 0	0- 1				
1- 6	0- 0	0- 0	AWAY	0- 2	0- 1	1- 3				
0- 1	0- 0	0- 0	NEUTRAL	0- 0	0- 0	0- 1				
2- 8	0- 0	0- 0	CONFERENCE	0- 0	0- 0	2- 8				
1- 5	0- 0	0- 0	HOME	0- 0	0- 0	1- 5				
1- 3	0- 0	0- 0	AWAY	0- 0	0- 0	1- 3				
0- 0	0- 0	0- 0	NEUTRAL	0- 0	0- 0	0- 0				

RPI 1-25				RPI 26-50				RPI 51-100				RPI 101+				Team's RPI: 341	
RPI	S	Opponent	Score	RPI	S	Opponent	Score	RPI	S	Opponent	Score	RPI	S	Opponent	Score		
								86	A	North Carolina	49	82	112	A	Clemson	36	56
								97	A	Georgia	50	64	154	A	Hampton	46	80
												154	H	Hampton	50	51	
												238	A	Wofford	65	66	
												239	N	Coastal Caro.	54	63	
												240	A	UMES	67	60	
												247	H	Bethune-Cookman	34	64	
												252	A	Howard	57	75	
												257	A	Ga. Southern	58	74	
												259	H	Savannah St.	49	60	
												268	H	Norfolk St.	53	68	
												274	A	Charleston So.	62	67	
												292	A	Coppin St.	54	70	
												317	H	USC Upstate	67	73	
												323	A	Winthrop	63	55	
												345	H	Delaware St.	70	72	
												347	H	Morgan St.	50	46	
LAST 12 Division I GAMES:																	
154	H	Hampton	50	51	345	H	Delaware St.	70	72								
268	H	Norfolk St.	53	68	259	H	Savannah St.	49	60								
252	A	Howard	57	75	247	H	Bethune-Cookman	34	64								
240	A	UMES	67	60	292	A	Coppin St.	54	70								
154	A	Hampton	46	80	86	A	North Carolina	49	82								
347	H	Morgan St.	50	46	257	A	Ga. Southern	58	74								

Non-Div I Games: St. Andrews 72 35 Morris 85 57

South Carolina St.

Loss, Non-Conf, S Site, H Home A Away N Neutral

Season Summary				Through Games Of Feb. 07, 1917						
Average RPI Win:	187	WON-LOST	WINNING	LAST 10	STRENGTH OF	OPP. STRENGTH	TEAM	ADJ.	CONF.	ADJ CONF.
Average RPI Loss:	127	RECORD	PCT. RANK	GAMES	SCHEDULE	OF SCHEDULE	RPI	RPI	RPI	RPI
DIV. I ONLY	17- 5	27	7- 3	179	135	60	60	11	11	
DIV. I NON-CONF.	9- 2	37	1- 0	122	182	34	34	10	10	

TOTALS	RPI 1-25	RPI 26-50		W-L RECORDS		RPI 51-100		RPI 101-150		RPI 150+
17- 5	0- 0	1- 1		OVERALL		2- 1		3- 2		11- 1
8- 1	0- 0	1- 0		HOME		1- 1		1- 0		5- 0
6- 4	0- 0	0- 1		AWAY		0- 0		2- 2		4- 1
3- 0	0- 0	0- 0		NEUTRAL		1- 0		0- 0		2- 0
9- 2	0- 0	0- 0		NON-CONFERENCE		1- 0		2- 2		6- 0
3- 0	0- 0	0- 0		HOME		0- 0		1- 0		2- 0
3- 2	0- 0	0- 0		AWAY		0- 0		1- 2		2- 0
3- 0	0- 0	0- 0		NEUTRAL		1- 0		0- 0		2- 0
8- 3	0- 0	1- 1		CONFERENCE		1- 1		1- 0		5- 1
5- 1	0- 0	1- 0		HOME		1- 1		0- 0		3- 0
3- 2	0- 0	0- 1		AWAY		0- 0		1- 0		2- 1
0- 0	0- 0	0- 0		NEUTRAL		0- 0		0- 0		0- 0

RPI 1-25				RPI 26-50				RPI 51-100				Team's RPI: 60				RPI 101+			
RPI	S	Opponent	Score	RPI	S	Opponent	Score	RPI	S	Opponent	Score	RPI	S	Opponent	Score	RPI	S	Opponent	Score
				39	A	South Dakota St.	58 70	76	H	IUPUI	75 62	104	A	Wyoming	62 69				
				39	H	South Dakota St.	65 62	77	N	Northern Ill.	97 83	110	H	SFA	80 74				
								89	H	Western Ill.	78 86	121	A	Arkansas	67 70				
												130	A	Tulsa	71 68				
												138	A	Oral Roberts	69 47				
												163	A	Omaha	60 52				
												165	A	UC Riverside	61 55				
												183	N	Southern Ill.	68 57				
												192	H	Illinois	77 68				
												207	H	San Jose St.	84 69				
												208	N	SIUE	75 68				
												282	A	North Dakota St.	73 83				
												282	H	North Dakota St.	80 48				
												289	A	CSU Bakersfield	75 60				
												302	A	Denver	53 44				
												302	H	Denver	70 64				
												324	H	Fort Wayne	87 59				
LAST 12 Division I GAMES:																			
				39	A	South Dakota St.	58 70	138	A	Oral Roberts	69 47								
				302	A	Denver	53 44	76	H	IUPUI	75 62								
				89	H	Western Ill.	78 86	282	A	North Dakota St.	73 83								
				282	H	North Dakota St.	80 48	39	H	South Dakota St.	65 62								
				324	H	Fort Wayne	87 59	302	H	Denver	70 64								
				163	A	Omaha	60 52	183	N	Southern Ill.	68 57								

Non-Div I Games: Concordia-St. Paul 83 58 Northwestern (IA) 100 57

South Dakota

■ Loss, ■ Non-Conf, S Site, H Home A Away N Neutral

Average RPI Win:	170	WON-LOST	WINNING	LAST 10	STRENGTH OF	OPP. STRENGTH	TEAM	ADJ.	CONF.	ADJ CONF.
Average RPI Loss:	57	RECORD	PCT. RANK	GAMES	SCHEDULE	OF SCHEDULE	RPI	RPI	RPI	RPI
DIV. I ONLY	18- 5	23	8- 2	101	91	39	39	11	11	
DIV. I NON-CONF.	9- 3	63	1- 0	33	29	19	19	10	10	
TOTALS	RPI 1-25	RPI 26-50	W-L RECORDS	RPI 51-100	RPI 101-150	RPI 150+				
18- 5	1- 2	1- 1	OVERALL	5- 1	2- 0	9- 1				
10- 1	1- 0	0- 1	HOME	4- 0	0- 0	5- 0				
7- 4	0- 2	1- 0	AWAY	1- 1	2- 0	3- 1				
1- 0	0- 0	0- 0	NEUTRAL	0- 0	0- 0	1- 0				
9- 3	1- 2	1- 1	NON-CONFERENCE	2- 0	1- 0	4- 0				
4- 1	1- 0	0- 1	HOME	1- 0	0- 0	2- 0				
4- 2	0- 2	1- 0	AWAY	1- 0	1- 0	1- 0				
1- 0	0- 0	0- 0	NEUTRAL	0- 0	0- 0	1- 0				
9- 2	0- 0	0- 0	CONFERENCE	3- 1	1- 0	5- 1				
6- 0	0- 0	0- 0	HOME	3- 0	0- 0	3- 0				
3- 2	0- 0	0- 0	AWAY	0- 1	1- 0	2- 1				
0- 0	0- 0	0- 0	NEUTRAL	0- 0	0- 0	0- 0				

RPI 1-25				RPI 26-50				Team's RPI: 39				RPI 51-100				RPI 101+			
RPI	S	Opponent	Score	RPI	S	Opponent	Score	RPI	S	Opponent	Score	RPI	S	Opponent	Score	RPI	S	Opponent	Score
13	A	Louisville	30 83	33	H	Green Bay	43 67	54	H	George Washington	60 55	138	A	Oral Roberts	78 57				
18	A	Oklahoma	60 74	50	A	Iowa	66 64	57	A	UNI	61 50	139	A	North Dakota	83 72				
22	H	Creighton	63 56					60	A	South Dakota	62 65	163	A	Omaha	82 83				
								60	H	South Dakota	70 58	163	H	Omaha	76 64				
								76	H	IUPUI	68 49	193	A	Wichita St.	78 58				
								89	H	Western Ill.	73 58	208	H	SIUE	82 49				
												282	A	North Dakota St.	69 66				
												282	H	North Dakota St.	70 44				
												288	H	Ark.-Pine Bluff	103 45				
												302	A	Denver	72 63				
												324	H	Fort Wayne	73 51				
												328	N	Montana	84 43				
LAST 12 Division I GAMES:																			
60	H	South Dakota	70 58	76	H	IUPUI	68 49												
282	H	North Dakota St.	70 44	163	H	Omaha	76 64												
163	A	Omaha	82 83	324	H	Fort Wayne	73 51												
89	H	Western Ill.	73 58	60	A	South Dakota	62 65												
302	A	Denver	72 63	282	A	North Dakota St.	69 66												
138	A	Oral Roberts	78 57	193	A	Wichita St.	78 58												

Non-Div I Games:

South Dakota St.

■ Loss,
 ■ Non-Conf, S Site,
 ■ Home
 ■ Away
 N Neutral

Average RPI Win:	151	WON-LOST	WINNING	LAST 10	STRENGTH OF	OPP. STRENGTH	TEAM	ADJ.	CONF.	ADJ CONF.
Average RPI Loss:	71	RECORD	PCT. RANK	GAMES	SCHEDULE	OF SCHEDULE	RPI	RPI	RPI	RPI
DIV. I ONLY	18- 4	16	7- 3	72	60	27	27	5	5	
DIV. I NON-CONF.	11- 2	24	2- 1	147	83	50	50	5	5	
TOTALS	RPI 1-25	RPI 26-50	W-L RECORDS	RPI 51-100	RPI 101-150	RPI 150+				
18- 4	1- 2	1- 0	OVERALL	4- 0	4- 1	8- 1				
9- 1	0- 1	0- 0	HOME	1- 0	3- 0	5- 0				
5- 2	1- 1	1- 0	AWAY	0- 0	1- 0	2- 1				
4- 1	0- 0	0- 0	NEUTRAL	3- 0	0- 1	1- 0				
11- 2	0- 1	0- 0	NON-CONFERENCE	4- 0	1- 1	6- 0				
5- 1	0- 1	0- 0	HOME	1- 0	1- 0	3- 0				
2- 0	0- 0	0- 0	AWAY	0- 0	0- 0	2- 0				
4- 1	0- 0	0- 0	NEUTRAL	3- 0	0- 1	1- 0				
7- 2	1- 1	1- 0	CONFERENCE	0- 0	3- 0	2- 1				
4- 0	0- 0	0- 0	HOME	0- 0	2- 0	2- 0				
3- 2	1- 1	1- 0	AWAY	0- 0	1- 0	0- 1				
0- 0	0- 0	0- 0	NEUTRAL	0- 0	0- 0	0- 0				

RPI 1-25				RPI 26-50				Team's RPI: 27				RPI 51-100				RPI 101+			
RPI	S	Opponent	Score	RPI	S	Opponent	Score	RPI	S	Opponent	Score	RPI	S	Opponent	Score	RPI	S	Opponent	Score
1	A	UConn	37 102	38	A	Tulane	62 53	79	N	UNLV	77 42	101	A	SMU	52 51				
13	H	Louisville	52 66					81	H	Jacksonville	64 52	102	N	Long Beach St.	68 73				
23	A	Temple	55 51					86	N	North Carolina	83 55	130	H	Tulsa	84 68				
								97	N	Georgia	81 65	132	H	East Carolina	79 48				
												134	H	Stetson	74 60				
												157	H	Cincinnati	72 52				
												158	N	Santa Clara	63 54				
												168	A	Memphis	57 62				
												168	H	Memphis	79 49				
												213	H	Saint Francis (PA)	129 80				
												237	A	Butler	74 59				
												270	H	FIU	91 41				
												281	H	North Florida	78 42				
												325	A	Arkansas St.	78 59				
LAST 12 Division I GAMES:																			
168	A	Memphis	57 62	132	H	East Carolina	79 48												
157	H	Cincinnati	72 52	1	A	UConn	37 102												
23	A	Temple	55 51	130	H	Tulsa	84 68												
101	A	SMU	52 51	38	A	Tulane	62 53												
13	H	Louisville	52 66	134	H	Stetson	74 60												
168	H	Memphis	79 49	79	N	UNLV	77 42												

Non-Div I Games:

South Fla.

Average RPI Win:	278	WON-LOST	WINNING	LAST 10	STRENGTH OF	OPP. STRENGTH	TEAM	ADJ.	CONF.	ADJ CONF.
Average RPI Loss:	192	RECORD	PCT. RANK	GAMES	SCHEDULE	OF SCHEDULE	RPI	RPI	RPI	RPI
DIV. I ONLY	8- 14	241	4- 6	274	311	283	283	26	26	
DIV. I NON-CONF.	4- 7	224	1- 0	277	302	290	290	26	26	
TOTALS	RPI 1-25	RPI 26-50	W-L RECORDS	RPI 51-100	RPI 101-150	RPI 150+				
8- 14	0- 0	0- 0	OVERALL	0- 2	0- 1	8- 11				
3- 7	0- 0	0- 0	HOME	0- 1	0- 1	3- 5				
4- 6	0- 0	0- 0	AWAY	0- 1	0- 0	4- 5				
1- 1	0- 0	0- 0	NEUTRAL	0- 0	0- 0	1- 1				
4- 7	0- 0	0- 0	NON-CONFERENCE	0- 1	0- 1	4- 5				
2- 3	0- 0	0- 0	HOME	0- 1	0- 1	2- 1				
1- 3	0- 0	0- 0	AWAY	0- 0	0- 0	1- 3				
1- 1	0- 0	0- 0	NEUTRAL	0- 0	0- 0	1- 1				
4- 7	0- 0	0- 0	CONFERENCE	0- 1	0- 0	4- 6				
1- 4	0- 0	0- 0	HOME	0- 0	0- 0	1- 4				
3- 3	0- 0	0- 0	AWAY	0- 1	0- 0	3- 2				
0- 0	0- 0	0- 0	NEUTRAL	0- 0	0- 0	0- 0				

RPI 1-25			RPI 26-50			RPI 51-100			RPI 101+ Team's RPI: 283		
RPI	S	Opponent	Score	RPI	S	Opponent	Score	RPI	S	Opponent	Score
								80	A	Belmont	77 89
								89	H	Western Ill.	87 100
								120	H	Saint Louis	50 89
								157	H	Cincinnati	75 83
								168	A	Memphis	63 65
								172	A	Xavier	48 54
								183	A	Southern Ill.	70 77
								188	H	Morehead St.	72 82
								191	N	Louisiana	78 82
								208	A	SIUE	69 70
								235	A	Tennessee St.	75 67
								246	H	Murray St.	79 70
								248	A	Austin Peay	74 84
								260	A	Jacksonville St.	65 58
								261	A	UT Martin	82 79
								269	A	Evansville	76 74
								276	H	Tennessee Tech	63 74
								295	H	Lipscomb	79 63
								297	H	Eastern Ill.	62 71
								309	N	Alcorn	68 50
								315	H	Eastern Ky.	63 74
								349	H	Alabama A&M	75 47
LAST 12 Division I GAMES:											
188	H	Morehead St.	72 82	261	A	UT Martin	82 79				
260	A	Jacksonville St.	65 58	80	A	Belmont	77 89				
248	A	Austin Peay	74 84	235	A	Tennessee St.	75 67				
246	H	Murray St.	79 70	315	H	Eastern Ky.	63 74				
297	H	Eastern Ill.	62 71	276	H	Tennessee Tech	63 74				
208	A	SIUE	69 70	349	H	Alabama A&M	75 47				

Non-Div I Games: Hannibal-La Grange 99 52 Stephens College 107 59

Southeast Mo. St.

■ Loss,
 ■ Non-Conf,
 ■ S Site,
 ■ Home
 ■ Away
 N Neutral

Average RPI Win:	295	WON-LOST	WINNING	LAST 10	STRENGTH OF	OPP. STRENGTH	TEAM	ADJ.	CONF.	ADJ CONF.
Average RPI Loss:	196	RECORD	PCT. RANK	GAMES	SCHEDULE	OF SCHEDULE	RPI	RPI	RPI	RPI
DIV. I ONLY	3- 18	330	2- 8	293	301	334	334	27	27	
DIV. I NON-CONF.	1- 9	323	0- 1	123	229	303	303	27	27	
TOTALS	RPI 1-25	RPI 26-50	W-L RECORDS	RPI 51-100	RPI 101-150	RPI 150+				
3- 18	0- 1	0- 0	OVERALL	0- 4	0- 3	3- 10				
2- 5	0- 0	0- 0	HOME	0- 0	0- 1	2- 4				
1- 13	0- 1	0- 0	AWAY	0- 4	0- 2	1- 6				
0- 0	0- 0	0- 0	NEUTRAL	0- 0	0- 0	0- 0				
1- 9	0- 1	0- 0	NON-CONFERENCE	0- 4	0- 0	1- 4				
1- 1	0- 0	0- 0	HOME	0- 0	0- 0	1- 1				
0- 8	0- 1	0- 0	AWAY	0- 4	0- 0	0- 3				
0- 0	0- 0	0- 0	NEUTRAL	0- 0	0- 0	0- 0				
2- 9	0- 0	0- 0	CONFERENCE	0- 0	0- 3	2- 6				
1- 4	0- 0	0- 0	HOME	0- 0	0- 1	1- 3				
1- 5	0- 0	0- 0	AWAY	0- 0	0- 2	1- 3				
0- 0	0- 0	0- 0	NEUTRAL	0- 0	0- 0	0- 0				

RPI 1-25				RPI 26-50				RPI 51-100				RPI 101+ Team's RPI: 334			
RPI	S	Opponent	Score	RPI	S	Opponent	Score	RPI	S	Opponent	Score	RPI	S	Opponent	Score
8	A	Baylor	38 109					65	A	Colorado St.	31 77	115	A	Central Ark.	55 77
								74	A	Florida	51 102	131	A	Lamar University	68 86
								88	A	Colorado	54 112	135	H	Abilene Christian	57 82
								96	A	Ole Miss	31 81	161	A	Houston	80 83
												191	A	Louisiana	77 86
												229	H	Grambling	71 87
												247	H	Bethune-Cookman	75 63
												263	H	McNeese	83 86
												301	H	Northwestern St.	69 58
												303	A	A&M-Corpus Christi	61 77
												307	H	Nicholls St.	60 76
												336	A	Incarinate Word	56 96
												336	H	Incarinate Word	76 85
												337	A	Houston Baptist	87 71
												343	A	Sam Houston St.	61 68
												348	A	Jackson St.	66 83
LAST 12 Division I GAMES:															
115	A	Central Ark.	55 77	303	A	A&M-Corpus Christi	61 77								
307	H	Nicholls St.	60 76	131	A	Lamar University	68 86								
343	A	Sam Houston St.	61 68	337	A	Houston Baptist	87 71								
301	H	Northwestern St.	69 58	336	H	Incarinate Word	76 85								
336	A	Incarinate Word	56 96	135	H	Abilene Christian	57 82								
263	H	McNeese	83 86	74	A	Florida	51 102								

Non-Div I Games: Mobile 67 52

Southeastern La.

■ Loss,
 ■ Non-Conf, S Site,
 ■ Home
 ■ Away
 N Neutral

Average RPI Win:	168	WON-LOST	WINNING	LAST 10	STRENGTH OF	OPP. STRENGTH	TEAM	ADJ.	CONF.	ADJ CONF.
Average RPI Loss:	31	RECORD	PCT. RANK	GAMES	SCHEDULE	OF SCHEDULE	RPI	RPI	RPI	RPI
DIV. I ONLY	12- 11	160	2- 8	38	18	75	75	1	1	
DIV. I NON-CONF.	9- 2	37	0- 0	158	131	59	59	1	1	

TOTALS	RPI 1-25	RPI 26-50	W-L RECORDS	RPI 51-100	RPI 101-150	RPI 150+				
12- 11	2- 6	0- 2	OVERALL	1- 3	2- 0	7- 0				
7- 5	1- 3	0- 1	HOME	1- 1	2- 0	3- 0				
3- 6	1- 3	0- 1	AWAY	0- 2	0- 0	2- 0				
2- 0	0- 0	0- 0	NEUTRAL	0- 0	0- 0	2- 0				
9- 2	1- 1	0- 0	NON-CONFERENCE	0- 1	1- 0	7- 0				
4- 1	0- 1	0- 0	HOME	0- 0	1- 0	3- 0				
3- 1	1- 0	0- 0	AWAY	0- 1	0- 0	2- 0				
2- 0	0- 0	0- 0	NEUTRAL	0- 0	0- 0	2- 0				
3- 9	1- 5	0- 2	CONFERENCE	1- 2	1- 0	0- 0				
3- 4	1- 2	0- 1	HOME	1- 1	1- 0	0- 0				
0- 5	0- 3	0- 1	AWAY	0- 1	0- 0	0- 0				
0- 0	0- 0	0- 0	NEUTRAL	0- 0	0- 0	0- 0				

RPI 1-25				RPI 26-50				RPI 51-100 Team's RPI: 75				RPI 101+			
RPI	S	Opponent	Score	RPI	S	Opponent	Score	RPI	S	Opponent	Score	RPI	S	Opponent	Score
4	H	Mississippi St.	72 76	37	H	Oregon	53 59	56	A	Washington St.	57 74	102	H	Long Beach St.	82 74
7	H	Oregon St.	60 74	40	A	California	56 63	70	H	Utah	53 58	125	H	Arizona	58 54
9	A	Washington	67 77					79	A	UNLV	66 77	152	N	Missouri St.	89 67
11	A	UCLA	67 71					88	H	Colorado	79 54	165	H	UC Riverside	67 49
11	H	UCLA	59 74									229	H	Grambling	75 64
12	A	Stanford	42 58									236	H	Hawaii	76 44
20	A	Texas A&M	66 62									273	N	Portland	67 54
24	H	Arizona St.	65 50									277	A	Sacramento St.	111 95
												327	A	UC Irvine	83 45
LAST 12 Division I GAMES:															
40	A	California	56 63	7	H	Oregon St.	60 74								
12	A	Stanford	42 58	37	H	Oregon	53 59								
24	H	Arizona St.	65 50	56	A	Washington St.	57 74								
125	H	Arizona	58 54	9	A	Washington	67 77								
11	A	UCLA	67 71	70	H	Utah	53 58								
11	H	UCLA	59 74	88	H	Colorado	79 54								

Non-Div I Games:

Southern California

■ Loss,
 ■ Non-Conf,
 ■ S Site,
 ■ H Home
 ■ A Away
 N Neutral

Average RPI Win:	221	WON-LOST	WINNING	LAST 10	STRENGTH OF	OPP. STRENGTH	TEAM	ADJ.	CONF.	ADJ CONF.
Average RPI Loss:	136	RECORD	PCT. RANK	GAMES	SCHEDULE	OF SCHEDULE	RPI	RPI	RPI	RPI
DIV. I ONLY	10- 11	194	4- 6	165	160	183	183	16	16	
DIV. I NON-CONF.	5- 5	165	0- 1	196	188	172	172	14	14	
TOTALS	RPI 1-25	RPI 26-50	W-L RECORDS	RPI 51-100	RPI 101-150	RPI 150+				
10- 11	0- 1	0- 2	OVERALL	2- 2	0- 0	8- 6				
6- 4	0- 0	0- 1	HOME	1- 0	0- 0	5- 3				
4- 6	0- 1	0- 1	AWAY	1- 1	0- 0	3- 3				
0- 1	0- 0	0- 0	NEUTRAL	0- 1	0- 0	0- 0				
5- 5	0- 1	0- 0	NON-CONFERENCE	1- 1	0- 0	4- 3				
3- 1	0- 0	0- 0	HOME	0- 0	0- 0	3- 1				
2- 3	0- 1	0- 0	AWAY	1- 0	0- 0	1- 2				
0- 1	0- 0	0- 0	NEUTRAL	0- 1	0- 0	0- 0				
5- 6	0- 0	0- 2	CONFERENCE	1- 1	0- 0	4- 3				
3- 3	0- 0	0- 1	HOME	1- 0	0- 0	2- 2				
2- 3	0- 0	0- 1	AWAY	0- 1	0- 0	2- 1				
0- 0	0- 0	0- 0	NEUTRAL	0- 0	0- 0	0- 0				

RPI 1-25				RPI 26-50				RPI 51-100				RPI 101+ Team's RPI: 183			
RPI	S	Opponent	Score	RPI	S	Opponent	Score	RPI	S	Opponent	Score	RPI	S	Opponent	Score
18	A	Oklahoma	48 80	32	A	Drake	59 75	57	A	UNI	49 79	152	H	Missouri St.	60 78
				32	H	Drake	60 71	57	H	UNI	64 59	168	H	Memphis	69 61
								60	N	South Dakota	57 68	193	H	Wichita St.	77 54
								94	A	Purdue	64 61	198	H	Indiana St.	53 68
												204	H	UAB	49 64
												208	A	SIUE	59 60
												227	A	Bradley	66 57
												246	H	Murray St.	70 63
												261	A	UT Martin	68 76
												269	A	Evansville	60 63
												283	H	Southeast Mo. St.	77 70
												310	A	UMKC	77 69
												316	H	Loyola Chicago	73 57
												319	A	Illinois St.	63 56
LAST 12 Division I GAMES:															
57	H	UNI	64 59	193	H	Wichita St.	77 54								
32	H	Drake	60 71	32	A	Drake	59 75								
319	A	Illinois St.	63 56	57	A	UNI	49 79								
227	A	Bradley	66 57	198	H	Indiana St.	53 68								
269	A	Evansville	60 63	316	H	Loyola Chicago	73 57								
152	H	Missouri St.	60 78	60	N	South Dakota	57 68								

Non-Div I Games: Brescia 104 35

Southern Ill.

■ Loss,
 ■ Non-Conf,
 ■ S Site,
 ■ Home
 ■ A Away
 N Neutral

Average RPI Win:	210	WON-LOST	WINNING	LAST 10	STRENGTH OF	OPP. STRENGTH	TEAM	ADJ.	CONF.	ADJ CONF.
Average RPI Loss:	117	RECORD	PCT. RANK	GAMES	SCHEDULE	OF SCHEDULE	RPI	RPI	RPI	RPI
DIV. I ONLY	13- 9	126	6- 4	132	150	117	117	14	14	
DIV. I NON-CONF.	7- 4	114	0- 1	172	180	140	140	16	16	
TOTALS	RPI 1-25	RPI 26-50	W-L RECORDS	RPI 51-100	RPI 101-150	RPI 150+				
13- 9	0- 1	0- 2	OVERALL	1- 2	2- 0	10- 4				
8- 2	0- 1	0- 0	HOME	1- 1	1- 0	6- 0				
4- 5	0- 0	0- 0	AWAY	0- 0	1- 0	3- 0				
1- 2	0- 0	0- 1	NEUTRAL	0- 0	0- 0	1- 1				
7- 4	0- 1	0- 2	NON-CONFERENCE	0- 0	0- 0	7- 1				
5- 1	0- 1	0- 0	HOME	0- 0	0- 0	5- 0				
1- 1	0- 0	0- 1	AWAY	0- 0	0- 0	1- 0				
1- 2	0- 0	0- 1	NEUTRAL	0- 0	0- 0	1- 1				
6- 5	0- 0	0- 0	CONFERENCE	1- 2	2- 0	3- 3				
3- 1	0- 0	0- 0	HOME	1- 1	1- 0	1- 0				
3- 4	0- 0	0- 0	AWAY	0- 1	1- 0	2- 3				
0- 0	0- 0	0- 0	NEUTRAL	0- 0	0- 0	0- 0				

RPI 1-25				RPI 26-50				RPI 51-100				RPI 101+				Team's RPI: 117	
RPI	S	Opponent	Score	RPI	S	Opponent	Score	RPI	S	Opponent	Score	RPI	S	Opponent	Score		
4	H	Mississippi St.	50 72	38	A	Tulane	67 86	82	A	Western Ky.	53 79	133	H	Old Dominion	84 69		
				40	N	California	51 71	91	H	Charlotte	61 78	150	A	UTSA	69 68		
								93	H	Middle Tenn.	81 61	159	A	Louisiana Tech	61 72		
												172	N	Xavier	73 59		
												176	A	Rice	68 76		
												191	H	Louisiana	71 49		
												195	H	New Orleans	78 53		
												200	A	North Texas	62 75		
												204	H	UAB	64 59		
												212	H	Alabama St.	70 43		
												249	A	Marshall	82 78		
												250	A	South Ala.	57 48		
												262	N	Northern Ky.	53 58		
												284	H	Mississippi Val.	83 55		
												287	A	UTEP	79 68		
												309	H	Alcorn	99 56		
LAST 12 Division I GAMES:																	
				82	A	Western Ky.	53 79	91	H	Charlotte	61 78						
				249	A	Marshall	82 78	133	H	Old Dominion	84 69						
				204	H	UAB	64 59	287	A	UTEP	79 68						
				93	H	Middle Tenn.	81 61	150	A	UTSA	69 68						
				176	A	Rice	68 76	159	A	Louisiana Tech	61 72						
				200	A	North Texas	62 75	262	N	Northern Ky.	53 58						

Non-Div I Games:	William Carey	92	39
------------------	---------------	----	----

Southern Miss.

■ Loss, ■ Non-Conf, S Site, H Home A Away N Neutral

Average RPI Win: 297	WON-LOST	WINNING	LAST 10	STRENGTH OF	OPP. STRENGTH	TEAM	ADJ.	CONF.	ADJ CONF.
Average RPI Loss: 144	RECORD	PCT. RANK	GAMES	SCHEDULE	OF SCHEDULE	RPI	RPI	RPI	RPI
DIV. I ONLY	8- 10	210	6- 4	278	307	233	233	30	30
DIV. I NON-CONF.	1- 6	310	0- 1	39	24	215	215	30	30
TOTALS	RPI 1-25	RPI 26-50	W-L RECORDS	RPI 51-100	RPI 101-150	RPI 150+			
8- 10	0- 2	0- 2	OVERALL	0- 0	0- 1	8- 5			
5- 2	0- 0	0- 0	HOME	0- 0	0- 0	5- 2			
3- 7	0- 0	0- 0	AWAY	0- 0	0- 0	3- 1			
0- 1	0- 1	0- 0	NEUTRAL	0- 0	0- 0	0- 0			
1- 6	0- 2	0- 2	NON-CONFERENCE	0- 0	0- 1	1- 1			
1- 0	0- 0	0- 0	HOME	0- 0	0- 0	1- 0			
0- 5	0- 1	0- 2	AWAY	0- 0	0- 1	0- 1			
0- 1	0- 1	0- 0	NEUTRAL	0- 0	0- 0	0- 0			
7- 4	0- 0	0- 0	CONFERENCE	0- 0	0- 0	7- 4			
4- 2	0- 0	0- 0	HOME	0- 0	0- 0	4- 2			
3- 2	0- 0	0- 0	AWAY	0- 0	0- 0	3- 2			
0- 0	0- 0	0- 0	NEUTRAL	0- 0	0- 0	0- 0			

RPI 1-25				RPI 26-50				RPI 51-100				RPI 101+ Team's RPI: 233			
RPI	S	Opponent	Score	RPI	S	Opponent	Score	RPI	S	Opponent	Score	RPI	S	Opponent	Score
11	A	UCLA	47 95	31	A	Ohio St.	73 108					132	A	East Carolina	55 62
20	N	Texas A&M	58 81	46	A	Michigan St.	55 70					203	H	Texas Southern	71 77
												212	A	Alabama St.	70 75
												229	A	Grambling	71 68
												229	H	Grambling	63 70
												247	H	Bethune-Cookman	61 59
												250	A	South Ala.	48 55
												284	H	Mississippi Val.	51 44
												285	H	Prairie View	86 72
												288	H	Ark.-Pine Bluff	67 50
												309	A	Alcorn	63 69
												348	A	Jackson St.	85 56
												348	H	Jackson St.	80 61
												349	A	Alabama A&M	66 54
LAST 12 Division I GAMES:															
348	H	Jackson St.	80 61	288	H	Ark.-Pine Bluff	67 50								
229	H	Grambling	63 70	348	A	Jackson St.	85 56								
309	A	Alcorn	63 69	229	A	Grambling	71 68								
212	A	Alabama St.	70 75	203	H	Texas Southern	71 77								
349	A	Alabama A&M	66 54	285	H	Prairie View	86 72								
284	H	Mississippi Val.	51 44	132	A	East Carolina	55 62								

Non-Div I Games: Spring Hill 68 53

Southern U.

■ Loss,
 ■ Non-Conf, S Site,
 ■ Home
 ■ Away
 N Neutral

Southern Utah

Through Games Of Feb. 6, 2017

Average RPI Win:	254	WON-LOST	WINNING	LAST 10	STRENGTH OF	OPP. STRENGTH	TEAM	ADJ.	CONF.	ADJ CONF.
Average RPI Loss:	170	RECORD	PCT. RANK	GAMES	SCHEDULE	OF SCHEDULE	RPI	RPI	RPI	RPI
DIV. I ONLY	4- 17	317	0- 10	145	271	272	272	19	19	
DIV. I NON-CONF.	4- 6	209	1- 0	166	254	179	179	18	18	
TOTALS	RPI 1-25	RPI 26-50	W-L RECORDS	RPI 51-100	RPI 101-150	RPI 150+				
4- 17	0- 1	0- 0	OVERALL	0- 1	0- 8	4- 7				
0- 10	0- 0	0- 0	HOME	0- 0	0- 5	0- 5				
4- 7	0- 1	0- 0	AWAY	0- 1	0- 3	4- 2				
0- 0	0- 0	0- 0	NEUTRAL	0- 0	0- 0	0- 0				
4- 6	0- 1	0- 0	NON-CONFERENCE	0- 1	0- 2	4- 2				
0- 3	0- 0	0- 0	HOME	0- 0	0- 1	0- 2				
4- 3	0- 1	0- 0	AWAY	0- 1	0- 1	4- 0				
0- 0	0- 0	0- 0	NEUTRAL	0- 0	0- 0	0- 0				
0- 11	0- 0	0- 0	CONFERENCE	0- 0	0- 6	0- 5				
0- 7	0- 0	0- 0	HOME	0- 0	0- 4	0- 3				
0- 4	0- 0	0- 0	AWAY	0- 0	0- 2	0- 2				
0- 0	0- 0	0- 0	NEUTRAL	0- 0	0- 0	0- 0				

RPI 1-25			RPI 26-50			RPI 51-100			RPI 101+			Team's RPI: 272
RPI	S	Opponent	Score	RPI	S	Opponent	Score	RPI	S	Opponent	Score	
7	A	Oregon St.	38 77					70	A	Utah	43 69	
								104	A	Wyoming	48 68	
								108	A	Northern Colo.	55 74	
								108	H	Northern Colo.	53 83	
								125	H	Arizona	65 77	
								139	A	North Dakota	70 75	
								139	H	North Dakota	65 68	
								140	H	Idaho	68 85	
								144	H	Eastern Wash.	66 67	
								190	H	Idaho St.	68 71	
								197	A	CSUN	77 71	
								201	A	Utah St.	70 54	
								223	H	Grand Canyon	73 76	
								228	H	Weber St.	68 73	
								256	A	Portland St.	74 81	
								277	A	Sacramento St.	69 81	
								289	A	CSU Bakersfield	65 59	
								296	H	Northern Ariz.	68 77	
								327	A	UC Irvine	70 58	
								331	H	Utah Valley	64 70	
LAST 12 Division I GAMES:												
190	H	Idaho St.	68 71	256	A	Portland St.	74 81					
228	H	Weber St.	68 73	277	A	Sacramento St.	69 81					
108	A	Northern Colo.	55 74	139	H	North Dakota	65 68					
139	A	North Dakota	70 75	108	H	Northern Colo.	53 83					
144	H	Eastern Wash.	66 67	296	H	Northern Ariz.	68 77					
140	H	Idaho	68 85	197	A	CSUN	77 71					

Non-Div I Games: Antelope Valley 89 76

Southern Utah

■ Loss,
 ■ Non-Conf,
 ■ S Site,
 ■ Home
 ■ A Away
 N Neutral

St. Bonaventure

Through Games Of Feb. 6, 2017

Average RPI Win:	221	WON-LOST	WINNING	LAST 10	STRENGTH OF	OPP. STRENGTH	TEAM	ADJ.	CONF.	ADJ CONF.
Average RPI Loss:	141	RECORD	PCT. RANK	GAMES	SCHEDULE	OF SCHEDULE	RPI	RPI	RPI	RPI
DIV. I ONLY	9- 14	232	3- 7	183	146	216	216	12	12	
DIV. I NON-CONF.	5- 7	205	0- 1	168	199	201	201	12	12	
TOTALS	RPI 1-25	RPI 26-50	W-L RECORDS	RPI 51-100	RPI 101-150	RPI 150+				
9- 14	0- 0	0- 0	OVERALL	0- 4	3- 5	6- 5				
6- 4	0- 0	0- 0	HOME	0- 2	2- 1	4- 1				
1- 10	0- 0	0- 0	AWAY	0- 2	0- 4	1- 4				
2- 0	0- 0	0- 0	NEUTRAL	0- 0	1- 0	1- 0				
5- 7	0- 0	0- 0	NON-CONFERENCE	0- 3	2- 1	3- 3				
3- 2	0- 0	0- 0	HOME	0- 1	1- 0	2- 1				
0- 5	0- 0	0- 0	AWAY	0- 2	0- 1	0- 2				
2- 0	0- 0	0- 0	NEUTRAL	0- 0	1- 0	1- 0				
4- 7	0- 0	0- 0	CONFERENCE	0- 1	1- 4	3- 2				
3- 2	0- 0	0- 0	HOME	0- 1	1- 1	2- 0				
1- 5	0- 0	0- 0	AWAY	0- 0	0- 3	1- 2				
0- 0	0- 0	0- 0	NEUTRAL	0- 0	0- 0	0- 0				

RPI 1-25				RPI 26-50				RPI 51-100				RPI 101+				Team's RPI: 216	
RPI	S	Opponent	Score	RPI	S	Opponent	Score	RPI	S	Opponent	Score	RPI	S	Opponent	Score		
								58	H	Bucknell	35	57	107	H	Duquesne	69	56
								61	H	Dayton	60	62	111	A	Saint Joseph's	53	70
								68	A	Buffalo	47	68	113	A	Fordham	45	57
								87	A	Toledo	50	74	113	H	Fordham	44	60
													114	A	Delaware	40	43
													120	A	Saint Louis	49	64
													128	N	Rider	60	47
													148	H	Albany (NY)	67	59
													155	A	George Mason	49	52
													219	A	Niagara	43	65
													231	H	Colgate	70	57
													242	H	Canisius	57	74
													243	A	Richmond	54	61
													248	N	Austin Peay	58	57
													251	H	Stony Brook	51	37
													264	A	Eastern Mich.	56	75
													279	H	Davidson	70	51
													298	A	Massachusetts	55	38
													299	H	Rhode Island	78	69
LAST 12 Division I GAMES:																	
113	A	Fordham	45	57	120	A	Saint Louis	49	64								
111	A	Saint Joseph's	53	70	243	A	Richmond	54	61								
279	H	Davidson	70	51	61	H	Dayton	60	62								
107	H	Duquesne	69	56	155	A	George Mason	49	52								
298	A	Massachusetts	55	38	299	H	Rhode Island	78	69								
113	H	Fordham	44	60	68	A	Buffalo	47	68								

Non-Div I Games:

St. Bonaventure

■ Loss,
 ■ Non-Conf,
 ■ S Site,
 ■ H Home
 ■ A Away
 N Neutral

Average RPI Win:	289	WON-LOST	WINNING	LAST 10	STRENGTH OF	OPP. STRENGTH	TEAM	ADJ.	CONF.	ADJ CONF.
Average RPI Loss:	216	RECORD	PCT. RANK	GAMES	SCHEDULE	OF SCHEDULE	RPI	RPI	RPI	RPI
DIV. I ONLY	6- 17	295	3- 7	282	341	321	321	31	31	
DIV. I NON-CONF.	2- 9	293	0- 0	194	272	315	315	32	32	
TOTALS	RPI 1-25	RPI 26-50	W-L RECORDS	RPI 51-100	RPI 101-150	RPI 150+				
6- 17	0- 0	0- 1	OVERALL	0- 1	0- 2	6- 13				
3- 8	0- 0	0- 0	HOME	0- 0	0- 0	3- 8				
3- 8	0- 0	0- 1	AWAY	0- 1	0- 2	3- 4				
0- 1	0- 0	0- 0	NEUTRAL	0- 0	0- 0	0- 1				
2- 9	0- 0	0- 1	NON-CONFERENCE	0- 1	0- 2	2- 5				
2- 2	0- 0	0- 0	HOME	0- 0	0- 0	2- 2				
0- 6	0- 0	0- 1	AWAY	0- 1	0- 2	0- 2				
0- 1	0- 0	0- 0	NEUTRAL	0- 0	0- 0	0- 1				
4- 8	0- 0	0- 0	CONFERENCE	0- 0	0- 0	4- 8				
1- 6	0- 0	0- 0	HOME	0- 0	0- 0	1- 6				
3- 2	0- 0	0- 0	AWAY	0- 0	0- 0	3- 2				
0- 0	0- 0	0- 0	NEUTRAL	0- 0	0- 0	0- 0				

RPI S	Opponent	Score	RPI S	Opponent	Score	RPI S	Opponent	Score	RPI S	Opponent	Score	Team's RPI: 321
41	A James Madison	57 83	88	A Colorado	54 81	128	A Rider	60 77	147	A Iona	46 62	
						170	A Army West Point	46 69	177	N Boston College	58 73	
						206	H Sacred Heart	74 81	213	A Saint Francis (PA)	62 79	
						213	H Saint Francis (PA)	59 75	217	A Robert Morris	56 49	
						217	H Robert Morris	54 61	224	H Monmouth	87 78	
						241	A Loyola Maryland	60 69	252	H Howard	63 78	
						266	H Manhattan	52 55	300	H Bryant	63 47	
						305	H Central Conn. St.	53 61	311	H Saint Peter's	58 52	
						318	H Mt. St. Mary's	44 62	333	A LIU Brooklyn	56 54	
						342	A Wagner	45 58	346	A Fairleigh Dickinson	66 59	
						346	H Fairleigh Dickinson	58 59				
LAST 12 Division I GAMES:												
213	H Saint Francis (PA)	59 75	206	H Sacred Heart	74 81							
217	H Robert Morris	54 61	333	A LIU Brooklyn	56 54							
342	A Wagner	45 58	213	A Saint Francis (PA)	62 79							
346	H Fairleigh Dickinson	58 59	217	A Robert Morris	56 49							
346	A Fairleigh Dickinson	66 59	305	H Central Conn. St.	53 61							
318	H Mt. St. Mary's	44 62	300	H Bryant	63 47							

Non-Div I Games:

St. Francis Brooklyn

■ Loss,
 ■ Non-Conf,
 ■ S Site,
 ■ Home
 ■ A Away
 N Neutral

Average RPI Win:	155	WON-LOST	WINNING	LAST 10	STRENGTH OF	OPP. STRENGTH	TEAM	ADJ.	CONF.	ADJ CONF.
Average RPI Loss:	56	RECORD	PCT. RANK	GAMES	SCHEDULE	OF SCHEDULE	RPI	RPI	RPI	RPI
DIV. I ONLY	16- 8	82	6- 4	89	54	66	66	7	7	
DIV. I NON-CONF.	8- 3	67	0- 0	148	45	93	93	7	7	
<hr/>										
TOTALS	RPI 1-25	RPI 26-50	W-L RECORDS	RPI 51-100	RPI 101-150	RPI 150+				
16- 8	0- 5	4- 0	OVERALL	1- 1	3- 1	8- 1				
9- 4	0- 3	2- 0	HOME	0- 0	1- 1	6- 0				
6- 3	0- 1	2- 0	AWAY	0- 1	2- 0	2- 1				
1- 1	0- 1	0- 0	NEUTRAL	1- 0	0- 0	0- 0				
8- 3	0- 2	1- 0	NON-CONFERENCE	1- 0	3- 1	3- 0				
5- 2	0- 1	1- 0	HOME	0- 0	1- 1	3- 0				
2- 0	0- 0	0- 0	AWAY	0- 0	2- 0	0- 0				
1- 1	0- 1	0- 0	NEUTRAL	1- 0	0- 0	0- 0				
8- 5	0- 3	3- 0	CONFERENCE	0- 1	0- 0	5- 1				
4- 2	0- 2	1- 0	HOME	0- 0	0- 0	3- 0				
4- 3	0- 1	2- 0	AWAY	0- 1	0- 0	2- 1				
0- 0	0- 0	0- 0	NEUTRAL	0- 0	0- 0	0- 0				

RPI 1-25				RPI 26-50				RPI 51-100				RPI 101+			
RPI	S	Opponent	Score	RPI	S	Opponent	Score	RPI	S	Opponent	Score	RPI	S	Opponent	Score
15	A	DePaul	51 54	41	H	James Madison	74 63	67	A	Villanova	50 55	107	H	Duquesne	65 71
15	H	DePaul	66 78	43	A	Marquette	82 72	69	N	Virginia	66 55	113	A	Fordham	59 45
19	H	Miami (FL)	50 62	43	H	Marquette	70 64					136	A	William & Mary	73 57
22	H	Creighton	43 55	47	A	Georgetown	71 66					148	H	Albany (NY)	54 36
24	N	Arizona St.	41 54									171	H	Providence	60 50
												172	A	Xavier	65 48
												172	H	Xavier	64 55
												180	A	Seton Hall	59 64
												189	H	Rutgers	65 39
												237	A	Butler	62 41
												237	H	Butler	62 55
												322	H	Lafayette	64 46
												342	H	Wagner	62 34
<hr/>															
LAST 12 Division I GAMES:															
43	A	Marquette	82 72	67	A	Villanova	50 55								
15	A	DePaul	51 54	47	A	Georgetown	71 66								
172	H	Xavier	64 55	15	H	DePaul	66 78								
237	H	Butler	62 55	43	H	Marquette	70 64								
171	H	Providence	60 50	237	A	Butler	62 41								
22	H	Creighton	43 55	172	A	Xavier	65 48								

Non-Div I Games:

St. John's (NY)

Average RPI Win:	202	WON-LOST	WINNING	LAST 10	STRENGTH OF	OPP. STRENGTH	TEAM	ADJ.	CONF.	ADJ CONF.
Average RPI Loss:	105	RECORD	PCT. RANK	GAMES	SCHEDULE	OF SCHEDULE	RPI	RPI	RPI	RPI
DIV. I ONLY	14- 9	116	8- 2	174	103	126	126	15	15	
DIV. I NON-CONF.	5- 6	186	0- 0	144	37	153	153	13	13	
TOTALS	RPI 1-25	RPI 26-50	W-L RECORDS	RPI 51-100	RPI 101-150	RPI 150+				
14- 9	0- 0	0- 1	OVERALL	0- 6	3- 0	11- 2				
7- 5	0- 0	0- 1	HOME	0- 3	2- 0	5- 1				
7- 4	0- 0	0- 0	AWAY	0- 3	1- 0	6- 1				
0- 0	0- 0	0- 0	NEUTRAL	0- 0	0- 0	0- 0				
5- 6	0- 0	0- 1	NON-CONFERENCE	0- 4	1- 0	4- 1				
1- 4	0- 0	0- 1	HOME	0- 2	1- 0	0- 1				
4- 2	0- 0	0- 0	AWAY	0- 2	0- 0	4- 0				
0- 0	0- 0	0- 0	NEUTRAL	0- 0	0- 0	0- 0				
9- 3	0- 0	0- 0	CONFERENCE	0- 2	2- 0	7- 1				
6- 1	0- 0	0- 0	HOME	0- 1	1- 0	5- 0				
3- 2	0- 0	0- 0	AWAY	0- 1	1- 0	2- 1				
0- 0	0- 0	0- 0	NEUTRAL	0- 0	0- 0	0- 0				

RPI 1-25				RPI 26-50				RPI 51-100				RPI 101+				Team's RPI: 126	
RPI	S	Opponent	Score	RPI	S	Opponent	Score	RPI	S	Opponent	Score	RPI	S	Opponent	Score		
				40	H	California	67 74	56	A	Washington St.	69 85	108	H	Northern Colo.	75 65		
								70	H	Utah	62 63	149	A	San Francisco	64 62		
								78	H	Gonzaga	75 79	149	H	San Francisco	75 72		
								85	H	Boise St.	78 83	158	H	Santa Clara	55 53		
								98	A	UC Davis	66 68	177	A	Boston College	62 54		
								100	A	BYU	65 70	185	A	Northeastern	77 53		
												197	H	CSUN	61 73		
												207	A	San Jose St.	85 64		
												209	A	Pacific	63 54		
												209	H	Pacific	82 74		
												210	H	Loyola Marymount	74 59		
												218	A	San Diego	71 73		
												218	H	San Diego	77 65		
												267	A	Cal Poly	79 71		
												273	H	Portland	92 76		
												308	A	Pepperdine	81 60		
LAST 12 Division I GAMES:																	
				218	H	San Diego	77 65	78	H	Gonzaga	75 79						
				209	H	Pacific	82 74	273	H	Portland	92 76						
				158	H	Santa Clara	55 53	149	H	San Francisco	75 72						
				149	A	San Francisco	64 62	100	A	BYU	65 70						
				308	A	Pepperdine	81 60	218	A	San Diego	71 73						
				209	A	Pacific	63 54	210	H	Loyola Marymount	74 59						

Non-Div I Games:

St. Mary's (CA)

■ Loss,
 ■ Non-Conf,
 ■ S Site,
 ■ Home
 ■ A Away
 N Neutral

Average RPI Win:	108	WON-LOST	WINNING	LAST 10	STRENGTH OF	OPP. STRENGTH	TEAM	ADJ.	CONF.	ADJ CONF.
Average RPI Loss:	28	RECORD	PCT. RANK	GAMES	SCHEDULE	OF SCHEDULE	RPI	RPI	RPI	RPI
DIV. I ONLY	20- 4	11	8- 2	16	12	12	12	12	1	1
DIV. I NON-CONF.	10- 2	33	0- 0	38	67	15	15	15	1	1
TOTALS	RPI 1-25	RPI 26-50	W-L RECORDS	RPI 51-100	RPI 101-150	RPI 150+				
20- 4	4- 3	1- 0	OVERALL	7- 1	2- 0	6- 0				
9- 3	2- 2	1- 0	HOME	2- 1	1- 0	3- 0				
8- 1	2- 1	0- 0	AWAY	4- 0	1- 0	1- 0				
3- 0	0- 0	0- 0	NEUTRAL	1- 0	0- 0	2- 0				
10- 2	1- 1	0- 0	NON-CONFERENCE	3- 1	0- 0	6- 0				
5- 1	1- 0	0- 0	HOME	1- 1	0- 0	3- 0				
2- 1	0- 1	0- 0	AWAY	1- 0	0- 0	1- 0				
3- 0	0- 0	0- 0	NEUTRAL	1- 0	0- 0	2- 0				
10- 2	3- 2	1- 0	CONFERENCE	4- 0	2- 0	0- 0				
4- 2	1- 2	1- 0	HOME	1- 0	1- 0	0- 0				
6- 0	2- 0	0- 0	AWAY	3- 0	1- 0	0- 0				
0- 0	0- 0	0- 0	NEUTRAL	0- 0	0- 0	0- 0				

RPI	S	Opponent	Score	RPI	S	Opponent	Score	RPI	S	Opponent	Score	RPI	S	Opponent	Score
6	H	Texas	71 59	37	H	Oregon	81 60	54	A	George Washington	71 52	125	A	Arizona	77 55
7	H	Oregon St.	69 72					56	A	Washington St.	76 54	125	H	Arizona	73 46
9	A	Washington	72 68					70	A	Utah	77 58	151	H	Yale	102 44
11	H	UCLA	76 85					75	H	Southern California	58 42	185	N	Northeastern	74 45
14	A	Tennessee	51 59					78	H	Gonzaga	63 68	193	N	Wichita St.	87 39
24	A	Arizona St.	64 57					88	A	Colorado	84 70	197	H	CSUN	88 54
24	H	Arizona St.	66 56					94	N	Purdue	78 69	267	H	Cal Poly	83 55
								98	H	UC Davis	68 42	289	A	CSU Bakersfield	77 56
LAST 12 Division I GAMES:															
11	H	UCLA	76 85	88	A	Colorado	84 70								
75	H	Southern California	58 42	70	A	Utah	77 58								
9	A	Washington	72 68	7	H	Oregon St.	69 72								
56	A	Washington St.	76 54	37	H	Oregon	81 60								
24	H	Arizona St.	66 56	125	A	Arizona	77 55								
125	H	Arizona	73 46	24	A	Arizona St.	64 57								

Non-Div I Games:

Stanford

■ Loss,
 ■ Non-Conf,
 ■ S Site,
 ■ Home
 ■ A Away
 N Neutral

Average RPI Win:	262	WON-LOST	WINNING	LAST 10	STRENGTH OF	OPP. STRENGTH	TEAM	ADJ.	CONF.	ADJ CONF.
Average RPI Loss:	114	RECORD	PCT. RANK	GAMES	SCHEDULE	OF SCHEDULE	RPI	RPI	RPI	RPI
DIV. I ONLY	15- 5	38	7- 3	291	256	134	134	24	24	
DIV. I NON-CONF.	8- 4	97	1- 2	255	286	139	139	23	23	
TOTALS	RPI 1-25	RPI 26-50	W-L RECORDS	RPI 51-100	RPI 101-150	RPI 150+				
15- 5	0- 0	0- 1	OVERALL	1- 2	0- 1	14- 1				
7- 2	0- 0	0- 0	HOME	0- 1	0- 0	7- 1				
6- 3	0- 0	0- 1	AWAY	1- 1	0- 1	5- 0				
2- 0	0- 0	0- 0	NEUTRAL	0- 0	0- 0	2- 0				
8- 4	0- 0	0- 1	NON-CONFERENCE	0- 1	0- 1	8- 1				
4- 1	0- 0	0- 0	HOME	0- 0	0- 0	4- 1				
2- 3	0- 0	0- 1	AWAY	0- 1	0- 1	2- 0				
2- 0	0- 0	0- 0	NEUTRAL	0- 0	0- 0	2- 0				
7- 1	0- 0	0- 0	CONFERENCE	1- 1	0- 0	6- 0				
3- 1	0- 0	0- 0	HOME	0- 1	0- 0	3- 0				
4- 0	0- 0	0- 0	AWAY	1- 0	0- 0	3- 0				
0- 0	0- 0	0- 0	NEUTRAL	0- 0	0- 0	0- 0				

RPI 1-25				RPI 26-50				RPI 51-100				RPI 101+				Team's RPI: 134	
RPI	S	Opponent	Score	RPI	S	Opponent	Score	RPI	S	Opponent	Score	RPI	S	Opponent	Score		
				27	A	South Fla.	60 74	81	A	Jacksonville	65 49	121	A	Arkansas	62 79		
								90	H	FGCU	71 84	208	H	SIUE	78 68		
								95	A	Chattanooga	55 66	217	N	Robert Morris	68 60		
												228	N	Weber St.	70 68		
												235	H	Tennessee St.	50 56		
												247	H	Bethune-Cookman	63 60		
												262	A	Northern Ky.	54 45		
												281	A	North Florida	62 44		
												281	H	North Florida	68 44		
												293	A	High Point	81 47		
												294	A	Kennesaw St.	65 56		
												295	A	Lipscomb	91 66		
												297	H	Eastern Ill.	72 55		
												306	H	NJIT	77 43		
												317	H	USC Upstate	80 68		
												320	H	Valparaiso	87 75		
LAST 12 Division I GAMES:																	
				281	A	North Florida	62 44					294	A	Kennesaw St.	65 56		
				81	A	Jacksonville	65 49					90	H	FGCU	71 84		
				281	H	North Florida	68 44					27	A	South Fla.	60 74		
				306	H	NJIT	77 43					235	H	Tennessee St.	50 56		
				317	H	USC Upstate	80 68					208	H	SIUE	78 68		
				295	A	Lipscomb	91 66					95	A	Chattanooga	55 66		

Non-Div I Games: Webber Int'l 92 54 Palm Beach Atl. 89 50 Warner 100 34

Stetson

Average RPI Win:	250	WON-LOST	WINNING	LAST 10	STRENGTH OF	OPP. STRENGTH	TEAM	ADJ.	CONF.	ADJ CONF.
Average RPI Loss:	167	RECORD	PCT. RANK	GAMES	SCHEDULE	OF SCHEDULE	RPI	RPI	RPI	RPI
DIV. I ONLY	9- 14	232	3- 7	236	260	251	251	22	22	
DIV. I NON-CONF.	6- 6	165	1- 0	257	274	203	203	22	22	
TOTALS	RPI 1-25	RPI 26-50	W-L RECORDS	RPI 51-100	RPI 101-150	RPI 150+				
9- 14	0- 0	0- 1	OVERALL	1- 3	2- 3	6- 7				
5- 5	0- 0	0- 1	HOME	1- 1	2- 1	2- 2				
3- 8	0- 0	0- 0	AWAY	0- 1	0- 2	3- 5				
1- 1	0- 0	0- 0	NEUTRAL	0- 1	0- 0	1- 0				
6- 6	0- 0	0- 1	NON-CONFERENCE	1- 1	1- 1	4- 3				
3- 2	0- 0	0- 1	HOME	1- 0	1- 0	1- 1				
2- 3	0- 0	0- 0	AWAY	0- 0	0- 1	2- 2				
1- 1	0- 0	0- 0	NEUTRAL	0- 1	0- 0	1- 0				
3- 8	0- 0	0- 0	CONFERENCE	0- 2	1- 2	2- 4				
2- 3	0- 0	0- 0	HOME	0- 1	1- 1	1- 1				
1- 5	0- 0	0- 0	AWAY	0- 1	0- 1	1- 3				
0- 0	0- 0	0- 0	NEUTRAL	0- 0	0- 0	0- 0				

RPI 1-25				RPI 26-50				RPI 51-100				RPI 101+				Team's RPI: 251
RPI	S	Opponent	Score	RPI	S	Opponent	Score	RPI	S	Opponent	Score	RPI	S	Opponent	Score	
				34	H	Syracuse	60 78	53	N	Indiana	60 74	118	H	Maine	55 41	
								92	H	Cornell	66 65	142	H	Columbia	55 53	
								99	A	New Hampshire	46 49	147	A	Iona	46 57	
								99	H	New Hampshire	45 56	148	A	Albany (NY)	54 64	
												148	H	Albany (NY)	57 75	
												166	A	Hartford	52 65	
												182	H	Hofstra	64 67	
												205	H	Binghamton	40 48	
												216	A	St. Bonaventure	37 51	
												230	A	UMBC	61 67	
												266	A	Manhattan	55 50	
												271	A	Vermont	43 53	
												305	A	Central Conn. St.	64 59	
												310	H	UMKC	57 55	
												333	A	LIU Brooklyn	48 58	
												339	A	UMass Lowell	86 44	
												339	H	UMass Lowell	83 53	
												340	N	Florida A&M	80 49	
LAST 12 Division I GAMES:																
				339	A	UMass Lowell	86 44	166	A	Hartford	52 65					
				148	H	Albany (NY)	57 75	339	H	UMass Lowell	83 53					
				99	H	New Hampshire	45 56	118	H	Maine	55 41					
				271	A	Vermont	43 53	148	A	Albany (NY)	54 64					
				230	A	UMBC	61 67	99	A	New Hampshire	46 49					
				205	H	Binghamton	40 48	310	H	UMKC	57 55					

Non-Div I Games: Molloy 62 53

Stony Brook

Average RPI Win:	151	WON-LOST	WINNING	LAST 10	STRENGTH OF	OPP. STRENGTH	TEAM	ADJ.	CONF.	ADJ CONF.
Average RPI Loss:	28	RECORD	PCT. RANK	GAMES	SCHEDULE	OF SCHEDULE	RPI	RPI	RPI	RPI
DIV. I ONLY	17- 7	66	8- 2	47	42	34	34	3	3	
DIV. I NON-CONF.	9- 4	85	0- 1	118	78	84	84	4	4	
TOTALS	RPI 1-25	RPI 26-50	W-L RECORDS	RPI 51-100	RPI 101-150	RPI 150+				
17- 7	1- 4	3- 2	OVERALL	2- 1	3- 0	8- 0				
11- 0	1- 0	2- 0	HOME	1- 0	1- 0	6- 0				
4- 4	0- 2	1- 1	AWAY	0- 1	1- 0	2- 0				
2- 3	0- 2	0- 1	NEUTRAL	1- 0	1- 0	0- 0				
9- 4	0- 2	1- 1	NON-CONFERENCE	1- 1	1- 0	6- 0				
6- 0	0- 0	1- 0	HOME	0- 0	0- 0	5- 0				
1- 1	0- 0	0- 0	AWAY	0- 1	0- 0	1- 0				
2- 3	0- 2	0- 1	NEUTRAL	1- 0	1- 0	0- 0				
8- 3	1- 2	2- 1	CONFERENCE	1- 0	2- 0	2- 0				
5- 0	1- 0	1- 0	HOME	1- 0	1- 0	1- 0				
3- 3	0- 2	1- 1	AWAY	0- 0	1- 0	1- 0				
0- 0	0- 0	0- 0	NEUTRAL	0- 0	0- 0	0- 0				

RPI 1-25				RPI 26-50				RPI 51-100				RPI 101+			
RPI	S	Opponent	Score	RPI	S	Opponent	Score	RPI	S	Opponent	Score	RPI	S	Opponent	Score
5	A	Florida St.	58 77	31	N	Ohio St.	72 77	54	N	George Washington	74 71	112	A	Clemson	88 62
13	A	Louisville	76 91	36	H	North Carolina St.	85 75	69	H	Virginia	54 49	133	N	Old Dominion	92 66
15	N	DePaul	84 108	42	A	Georgia Tech	66 75	72	A	Drexel	61 62	141	H	Pittsburgh	93 65
19	H	Miami (FL)	81 48	44	A	Virginia Tech	82 72					177	A	Boston College	72 45
20	N	Texas A&M	84 105	46	H	Michigan St.	75 64					177	H	Boston College	79 52
LAST 12 Division I GAMES:															
177	A	Boston College	72 45	36	H	North Carolina St.	85 75								
141	H	Pittsburgh	93 65	177	H	Boston College	79 52								
44	A	Virginia Tech	82 72	112	A	Clemson	88 62								
19	H	Miami (FL)	81 48	69	H	Virginia	54 49								
5	A	Florida St.	58 77	13	A	Louisville	76 91								
42	A	Georgia Tech	66 75	20	N	Texas A&M	84 105								

Non-Div I Games:

Syracuse

 Loss,
 Non-Conf,
 S Site,
 H Home
 A Away
N Neutral

Average RPI Win:	218	WON-LOST	WINNING	LAST 10	STRENGTH OF	OPP. STRENGTH	TEAM	ADJ.	CONF.	ADJ CONF.
Average RPI Loss:	27	RECORD	PCT. RANK	GAMES	SCHEDULE	OF SCHEDULE	RPI	RPI	RPI	RPI
DIV. I ONLY	11- 11	168	3- 7	69	25	124	124	4	4	
DIV. I NON-CONF.	8- 3	67	1- 0	219	174	129	129	3	3	
TOTALS	RPI 1-25	RPI 26-50	W-L RECORDS	RPI 51-100	RPI 101-150	RPI 150+				
11- 11	0- 7	0- 1	OVERALL	1- 3	1- 0	9- 0				
10- 4	0- 2	0- 0	HOME	1- 2	1- 0	8- 0				
1- 7	0- 5	0- 1	AWAY	0- 1	0- 0	1- 0				
0- 0	0- 0	0- 0	NEUTRAL	0- 0	0- 0	0- 0				
8- 3	0- 2	0- 1	NON-CONFERENCE	0- 0	1- 0	7- 0				
8- 1	0- 1	0- 0	HOME	0- 0	1- 0	7- 0				
0- 2	0- 1	0- 1	AWAY	0- 0	0- 0	0- 0				
0- 0	0- 0	0- 0	NEUTRAL	0- 0	0- 0	0- 0				
3- 8	0- 5	0- 0	CONFERENCE	1- 3	0- 0	2- 0				
2- 3	0- 1	0- 0	HOME	1- 2	0- 0	1- 0				
1- 5	0- 4	0- 0	AWAY	0- 1	0- 0	1- 0				
0- 0	0- 0	0- 0	NEUTRAL	0- 0	0- 0	0- 0				

RPI 1-25				RPI 26-50				RPI 51-100				RPI 101+				Team's RPI: 124	
RPI	S	Opponent	Score	RPI	S	Opponent	Score	RPI	S	Opponent	Score	RPI	S	Opponent	Score		
2	A	Notre Dame	59 92	26	A	LSU	61 67	55	H	Oklahoma St.	67 82	101	H	SMU	76 67		
6	A	Texas	54 83					64	H	West Virginia	61 83	153	A	Kansas	80 68		
6	H	Texas	69 77					71	A	Iowa St.	69 72	153	H	Kansas	83 68		
8	A	Baylor	54 77					71	H	Iowa St.	80 75	203	H	Texas Southern	77 48		
18	A	Oklahoma	72 87									229	H	Grambling	83 47		
20	H	Texas A&M	67 75									237	H	Butler	73 47		
21	A	Kansas St.	63 74									263	H	McNeese	74 70		
												309	H	Alcorn	95 39		
												336	H	Incarnate Word	88 40		
												343	H	Sam Houston St.	81 37		
LAST 12 Division I GAMES:																	
				153	A	Kansas	80 68	8	A	Baylor	54 77						
				71	A	Iowa St.	69 72	6	A	Texas	54 83						
				6	H	Texas	69 77	55	H	Oklahoma St.	67 82						
				153	H	Kansas	83 68	18	A	Oklahoma	72 87						
				21	A	Kansas St.	63 74	64	H	West Virginia	61 83						
				71	H	Iowa St.	80 75	309	H	Alcorn	95 39						

Average RPI Win:	135	WON-LOST	WINNING	LAST 10	STRENGTH OF	OPP. STRENGTH	TEAM	ADJ.	CONF.	ADJ CONF.
Average RPI Loss:	58	RECORD	PCT. RANK	GAMES	SCHEDULE	OF SCHEDULE	RPI	RPI	RPI	RPI
DIV. I ONLY	17- 5	27	8- 2	50	48	23	23	5	5	
DIV. I NON-CONF.	10- 3	54	3- 0	75	59	28	28	5	5	
TOTALS	RPI 1-25	RPI 26-50	W-L RECORDS	RPI 51-100	RPI 101-150	RPI 150+				
17- 5	1- 1	3- 2	OVERALL	1- 1	4- 0	8- 1				
8- 2	1- 1	2- 1	HOME	0- 0	1- 0	4- 0				
9- 2	0- 0	1- 1	AWAY	1- 0	3- 0	4- 1				
0- 1	0- 0	0- 0	NEUTRAL	0- 1	0- 0	0- 0				
10- 3	1- 0	1- 1	NON-CONFERENCE	1- 1	2- 0	5- 1				
5- 0	1- 0	1- 0	HOME	0- 0	0- 0	3- 0				
5- 2	0- 0	0- 1	AWAY	1- 0	2- 0	2- 1				
0- 1	0- 0	0- 0	NEUTRAL	0- 1	0- 0	0- 0				
7- 2	0- 1	2- 1	CONFERENCE	0- 0	2- 0	3- 0				
3- 2	0- 1	1- 1	HOME	0- 0	1- 0	1- 0				
4- 0	0- 0	1- 0	AWAY	0- 0	1- 0	2- 0				
0- 0	0- 0	0- 0	NEUTRAL	0- 0	0- 0	0- 0				

RPI 1-25				RPI 26-50				RPI 51-100				RPI 101+			
RPI	S	Opponent	Score	RPI	S	Opponent	Score	RPI	S	Opponent	Score	RPI	S	Opponent	Score
1	H	UConn	69 97	27	H	South Fla.	51 55	67	A	Villanova	83 48	111	A	Saint Joseph's	86 70
15	H	DePaul	84 74	35	A	Harvard	62 73	74	N	Florida	76 83	119	A	Penn	63 53
				38	A	Tulane	76 50					130	A	Tulsa	58 49
				38	H	Tulane	86 71					132	H	East Carolina	78 47
				49	H	Quinnipiac	71 68					154	A	Hampton	65 71
												161	A	Houston	69 57
												168	A	Memphis	73 67
												168	H	Memphis	66 51
												169	H	La Salle	86 70
												181	H	Fairfield	73 59
												189	A	Rutgers	48 37
												271	H	Vermont	53 39
												294	A	Kennesaw St.	79 38
LAST 12 Division I GAMES:															
				38	A	Tulane	76 50	130	A	Tulsa	58 49				
				1	H	UConn	69 97	132	H	East Carolina	78 47				
				27	H	South Fla.	51 55	38	H	Tulane	86 71				
				119	A	Penn	63 53	294	A	Kennesaw St.	79 38				
				168	H	Memphis	66 51	168	A	Memphis	73 67				
				161	A	Houston	69 57	181	H	Fairfield	73 59				

Non-Div I Games:

Temple

Tennessee

Through Games Of Feb. 6, 2017

Average RPI Win:	97	WON-LOST	WINNING	LAST 10	STRENGTH OF	OPP. STRENGTH	TEAM	ADJ.	CONF.	ADJ CONF.
Average RPI Loss:	46	RECORD	PCT. RANK	GAMES	SCHEDULE	OF SCHEDULE	RPI	RPI	RPI	RPI
DIV. I ONLY	15- 8	88	6- 4	4	11	14	14	2	2	
DIV. I NON-CONF.	9- 4	85	2- 0	3	33	7	7	2	2	
TOTALS	RPI 1-25	RPI 26-50	W-L RECORDS	RPI 51-100	RPI 101-150	RPI 150+				
15- 8	4- 4	2- 1	OVERALL	1- 3	4- 0	4- 0				
10- 2	3- 2	1- 0	HOME	0- 0	3- 0	3- 0				
5- 6	1- 2	1- 1	AWAY	1- 3	1- 0	1- 0				
0- 0	0- 0	0- 0	NEUTRAL	0- 0	0- 0	0- 0				
9- 4	2- 2	1- 1	NON-CONFERENCE	0- 1	2- 0	4- 0				
7- 1	2- 1	0- 0	HOME	0- 0	2- 0	3- 0				
2- 3	0- 1	1- 1	AWAY	0- 1	0- 0	1- 0				
0- 0	0- 0	0- 0	NEUTRAL	0- 0	0- 0	0- 0				
6- 4	2- 2	1- 0	CONFERENCE	1- 2	2- 0	0- 0				
3- 1	1- 1	1- 0	HOME	0- 0	1- 0	0- 0				
3- 3	1- 1	0- 0	AWAY	1- 2	1- 0	0- 0				
0- 0	0- 0	0- 0	NEUTRAL	0- 0	0- 0	0- 0				

RPI	S	Opponent	Score	RPI	S	Opponent	Score	RPI	S	Opponent	Score	RPI	S	Opponent	Score
2	H	Notre Dame	71 69	26	H	LSU	77 58	74	A	Florida	84 75	105	H	Troy	110 84
3	A	South Carolina	76 74	41	A	James Madison	81 69	84	A	Penn St.	56 70	109	A	Vanderbilt	70 57
4	H	Mississippi St.	64 74	44	A	Virginia Tech	63 67	96	A	Ole Miss	62 67	109	H	Vanderbilt	91 63
6	A	Texas	67 72					97	A	Georgia	78 81	122	H	Navy	85 55
8	H	Baylor	66 88									186	H	Appalachian St.	92 66
12	H	Stanford	59 51									187	A	ETSU	83 58
16	H	Kentucky	72 65									221	H	UNCW	90 54
25	A	Auburn	61 79									235	H	Tennessee St.	86 36
LAST 12 Division I GAMES:															
97	A	Georgia	78 81	2	H	Notre Dame	71 69	96	A	Ole Miss	62 67	4	H	Mississippi St.	64 74
26	H	LSU	77 58	74	A	Florida	84 75	109	A	Vanderbilt	70 57	16	H	Kentucky	72 65
3	A	South Carolina	76 74	109	H	Vanderbilt	91 63	221	H	UNCW	90 54				
74	A	Florida	84 75	25	A	Auburn	61 79								

Non-Div I Games:

Tennessee

■ Loss,
■ Non-Conf, S Site,
■ Home
■ Away
N Neutral

Tennessee St.

Through Games Of Feb. 6, 2017

Average RPI Win:	251	WON-LOST	WINNING	LAST 10	STRENGTH OF	OPP. STRENGTH	TEAM	ADJ.	CONF.	ADJ CONF.
Average RPI Loss:	182	RECORD	PCT. RANK	GAMES	SCHEDULE	OF SCHEDULE	RPI	RPI	RPI	RPI
DIV. I ONLY	8- 12	230	4- 6	253	234	235	235	26	26	
DIV. I NON-CONF.	4- 5	198	1- 0	224	89	162	162	26	26	
TOTALS	RPI 1-25	RPI 26-50	W-L RECORDS	RPI 51-100	RPI 101-150	RPI 150+				
8- 12	0- 1	0- 0	OVERALL	0- 3	1- 0	7- 8				
5- 2	0- 0	0- 0	HOME	0- 1	0- 0	5- 1				
2- 9	0- 1	0- 0	AWAY	0- 2	1- 0	1- 6				
1- 1	0- 0	0- 0	NEUTRAL	0- 0	0- 0	1- 1				
4- 5	0- 1	0- 0	NON-CONFERENCE	0- 2	1- 0	3- 2				
1- 0	0- 0	0- 0	HOME	0- 0	0- 0	1- 0				
2- 4	0- 1	0- 0	AWAY	0- 2	1- 0	1- 1				
1- 1	0- 0	0- 0	NEUTRAL	0- 0	0- 0	1- 1				
4- 7	0- 0	0- 0	CONFERENCE	0- 1	0- 0	4- 6				
4- 2	0- 0	0- 0	HOME	0- 1	0- 0	4- 1				
0- 5	0- 0	0- 0	AWAY	0- 0	0- 0	0- 5				
0- 0	0- 0	0- 0	NEUTRAL	0- 0	0- 0	0- 0				

RPI 1-25				RPI 26-50				RPI 51-100				RPI 101+ Team's RPI: 235			
RPI	S	Opponent	Score	RPI	S	Opponent	Score	RPI	S	Opponent	Score	RPI	S	Opponent	Score
14	A	Tennessee	36 86					55	A	Oklahoma St.	48 86	134	A	Stetson	56 50
								79	A	UNLV	48 69	172	A	Xavier	54 63
								80	H	Belmont	60 70	188	H	Morehead St.	69 66
												202	N	Wisconsin	70 80
												208	A	SIUE	52 73
												246	A	Murray St.	72 80
												247	N	Bethune-Cookman	69 60
												248	A	Austin Peay	63 79
												260	H	Jacksonville St.	64 51
												261	H	UT Martin	85 80
												276	A	Tennessee Tech	59 64
												283	H	Southeast Mo. St.	67 75
												295	A	Lipscomb	77 71
												297	H	Eastern Ill.	69 58
												315	A	Eastern Ky.	62 66
												325	H	Arkansas St.	76 66
LAST 12 Division I GAMES:															
248	A	Austin Peay	63 79	315	A	Eastern Ky.	62 66								
297	H	Eastern Ill.	69 58	188	H	Morehead St.	69 66								
80	H	Belmont	60 70	261	H	UT Martin	85 80								
208	A	SIUE	52 73	283	H	Southeast Mo. St.	67 75								
260	H	Jacksonville St.	64 51	246	A	Murray St.	72 80								
276	A	Tennessee Tech	59 64	134	A	Stetson	56 50								

Non-Div I Games: Fisk 97 41

Tennessee St.

Loss, Non-Conf, S Site, H Home A Away N Neutral

Average RPI Win:	273	WON-LOST	WINNING	LAST 10	STRENGTH OF	OPP. STRENGTH	TEAM	ADJ.	CONF.	ADJ CONF.
Average RPI Loss:	179	RECORD	PCT. RANK	GAMES	SCHEDULE	OF SCHEDULE	RPI	RPI	RPI	RPI
DIV. I ONLY	8- 15	256	5- 5	226	295	276	276	26	26	
DIV. I NON-CONF.	2- 10	305	0- 1	207	280	306	306	26	26	
TOTALS	RPI 1-25	RPI 26-50	W-L RECORDS	RPI 51-100	RPI 101-150	RPI 150+				
8- 15	0- 0	0- 0	OVERALL	0- 3	0- 3	8- 9				
6- 5	0- 0	0- 0	HOME	0- 1	0- 1	6- 3				
2- 10	0- 0	0- 0	AWAY	0- 2	0- 2	2- 6				
0- 0	0- 0	0- 0	NEUTRAL	0- 0	0- 0	0- 0				
2- 10	0- 0	0- 0	NON-CONFERENCE	0- 2	0- 3	2- 5				
1- 4	0- 0	0- 0	HOME	0- 1	0- 1	1- 2				
1- 6	0- 0	0- 0	AWAY	0- 1	0- 2	1- 3				
0- 0	0- 0	0- 0	NEUTRAL	0- 0	0- 0	0- 0				
6- 5	0- 0	0- 0	CONFERENCE	0- 1	0- 0	6- 4				
5- 1	0- 0	0- 0	HOME	0- 0	0- 0	5- 1				
1- 4	0- 0	0- 0	AWAY	0- 1	0- 0	1- 3				
0- 0	0- 0	0- 0	NEUTRAL	0- 0	0- 0	0- 0				

RPI S	Opponent	Score	RPI S	Opponent	Score	RPI S	Opponent	Score	RPI S	Opponent	Score	Team's RPI: 276
						76	A IUPUI	63 77	109	A Vanderbilt	57 89	
						80	A Belmont	75 89	127	A Radford	46 79	
						93	H Middle Tenn.	62 73	143	H Wright St.	54 65	
									157	A Cincinnati	38 60	
									187	H ETSU	76 82	
									188	A Morehead St.	65 79	
									208	A SIUE	49 60	
									225	A UNC Asheville	65 77	
									235	H Tennessee St.	64 59	
									246	H Murray St.	72 54	
									248	H Austin Peay	84 87	
									254	H UNCG	59 65	
									260	H Jacksonville St.	56 54	
									261	H UT Martin	81 71	
									262	H Northern Ky.	55 40	
									283	A Southeast Mo. St.	74 63	
									295	A Lipscomb	69 71	
									297	A Eastern Ill.	46 54	
									315	H Eastern Ky.	53 51	
									323	A Winthrop	73 50	
LAST 12 Division I GAMES:												
297	A	Eastern Ill.	46	54	260	H	Jacksonville St.	56	54			
261	H	UT Martin	81	71	246	H	Murray St.	72	54			
315	H	Eastern Ky.	53	51	248	H	Austin Peay	84	87			
188	A	Morehead St.	65	79	208	A	SIUE	49	60			
80	A	Belmont	75	89	283	A	Southeast Mo. St.	74	63			
235	H	Tennessee St.	64	59	295	A	Lipscomb	69	71			

Non-Div I Games: Tenn. Wesleyan 54 41

Tennessee Tech

Average RPI Win:	112	WON-LOST	WINNING	LAST 10	STRENGTH OF	OPP. STRENGTH	TEAM	ADJ.	CONF.	ADJ CONF.
Average RPI Loss:	5	RECORD	PCT. RANK	GAMES	SCHEDULE	OF SCHEDULE	RPI	RPI	RPI	RPI
DIV. I ONLY	19- 4	13	10- 0	6	4	6	6	4	4	
DIV. I NON-CONF.	6- 4	126	0- 0	8	26	53	53	3	3	
TOTALS	RPI 1-25	RPI 26-50	W-L RECORDS	RPI 51-100	RPI 101-150	RPI 150+				
19- 4	4- 4	0- 0	OVERALL	7- 0	3- 0	5- 0				
12- 1	3- 1	0- 0	HOME	3- 0	2- 0	4- 0				
7- 2	1- 2	0- 0	AWAY	4- 0	1- 0	1- 0				
0- 1	0- 1	0- 0	NEUTRAL	0- 0	0- 0	0- 0				
6- 4	1- 4	0- 0	NON-CONFERENCE	0- 0	1- 0	4- 0				
6- 1	1- 1	0- 0	HOME	0- 0	1- 0	4- 0				
0- 2	0- 2	0- 0	AWAY	0- 0	0- 0	0- 0				
0- 1	0- 1	0- 0	NEUTRAL	0- 0	0- 0	0- 0				
13- 0	3- 0	0- 0	CONFERENCE	7- 0	2- 0	1- 0				
6- 0	2- 0	0- 0	HOME	3- 0	1- 0	0- 0				
7- 0	1- 0	0- 0	AWAY	4- 0	1- 0	1- 0				
0- 0	0- 0	0- 0	NEUTRAL	0- 0	0- 0	0- 0				

RPI	S	Opponent	Score	RPI	S	Opponent	Score	RPI	S	Opponent	Score	RPI	S	Opponent	Score
1	N	UConn	54 72					55	A	Oklahoma St.	85 71	124	A	TCU	77 69
3	H	South Carolina	67 76					55	H	Oklahoma St.	66 35	124	H	TCU	83 54
4	A	Mississippi St.	68 79					62	A	Texas Tech	77 57	150	H	UTSA	76 43
8	A	Baylor	85 79					62	H	Texas Tech	67 47	153	A	Kansas	66 54
12	A	Stanford	59 71					64	A	West Virginia	73 63	195	H	New Orleans	80 48
14	H	Tennessee	72 67					64	H	West Virginia	69 54	253	H	UTRGV	85 61
18	H	Oklahoma	86 68					71	A	Iowa St.	75 68	301	H	Northwestern St.	86 39
21	H	Kansas St.	63 58									337	H	Houston Baptist	98 46
LAST 12 Division I GAMES:															
8	A	Baylor	85 79	18	H	Oklahoma	86 68								
21	H	Kansas St.	63 58	64	A	West Virginia	73 63								
55	A	Oklahoma St.	85 71	55	H	Oklahoma St.	66 35								
64	H	West Virginia	69 54	124	H	TCU	83 54								
124	A	TCU	77 69	153	A	Kansas	66 54								
62	A	Texas Tech	77 57	71	A	Iowa St.	75 68								

Non-Div I Games:

Texas

■ Loss,
 ■ Non-Conf,
 ■ S Site,
 ■ Home
 ■ A Away
 N Neutral

Average RPI Win:	111	WON-LOST	WINNING	LAST 10	STRENGTH OF	OPP. STRENGTH	TEAM	ADJ.	CONF.	ADJ CONF.
Average RPI Loss:	61	RECORD	PCT. RANK	GAMES	SCHEDULE	OF SCHEDULE	RPI	RPI	RPI	RPI
DIV. I ONLY	17- 6	44	7- 3	29	29	20	20	2	2	
DIV. I NON-CONF.	10- 3	54	2- 0	36	101	36	36	2	2	
TOTALS	RPI 1-25	RPI 26-50	W-L RECORDS	RPI 51-100	RPI 101-150	RPI 150+				
17- 6	2- 1	3- 1	OVERALL	3- 3	6- 1	3- 0				
11- 1	1- 0	1- 0	HOME	2- 1	5- 0	2- 0				
4- 4	1- 1	1- 1	AWAY	1- 1	1- 1	0- 0				
2- 1	0- 0	1- 0	NEUTRAL	0- 1	0- 0	1- 0				
10- 3	0- 0	2- 0	NON-CONFERENCE	1- 2	4- 1	3- 0				
6- 1	0- 0	0- 0	HOME	1- 1	3- 0	2- 0				
2- 1	0- 0	1- 0	AWAY	0- 0	1- 1	0- 0				
2- 1	0- 0	1- 0	NEUTRAL	0- 1	0- 0	1- 0				
7- 3	2- 1	1- 1	CONFERENCE	2- 1	2- 0	0- 0				
5- 0	1- 0	1- 0	HOME	1- 0	2- 0	0- 0				
2- 3	1- 1	0- 1	AWAY	1- 1	0- 0	0- 0				
0- 0	0- 0	0- 0	NEUTRAL	0- 0	0- 0	0- 0				

RPI	S	Opponent	Score	RPI	S	Opponent	Score	RPI	S	Opponent	Score	RPI	S	Opponent	Score
4	A	Mississippi St.	61 71	26	H	LSU	54 52	61	N	Dayton	57 74	101	A	SMU	53 54
16	A	Kentucky	77 68	30	A	Missouri	76 78	62	H	Texas Tech	98 90	109	H	Vanderbilt	77 72
25	H	Auburn	66 61	34	N	Syracuse	105 84	74	A	Florida	67 59	110	H	SFA	63 48
				48	A	Little Rock	55 37	74	H	Florida	84 76	115	H	Central Ark.	74 49
								75	H	Southern California	62 66	121	H	Arkansas	90 65
								97	A	Georgia	59 69	124	A	TCU	75 67
												135	H	Abilene Christian	71 45
												233	N	Southern U.	81 58
												285	H	Prairie View	90 62
												303	H	A&M-Corpus Christi	84 55
LAST 12 Division I GAMES:															
25	H	Auburn	66 61	121	H	Arkansas	90 65								
74	H	Florida	84 76	16	A	Kentucky	77 68								
4	A	Mississippi St.	61 71	97	A	Georgia	59 69								
26	H	LSU	54 52	109	H	Vanderbilt	77 72								
30	A	Missouri	76 78	285	H	Prairie View	90 62								
74	A	Florida	67 59	34	N	Syracuse	105 84								

Non-Div I Games:

Texas A&M

■ Loss,
 ■ Non-Conf, S Site,
 ■ Home
 ■ Away
 N Neutral

Through Games Of Feb. 6, 2017

RPI 1-25				RPI 26-50				RPI 51-100				RPI 101+ Team's RPI: 203			
RPI	S	Opponent	Score	RPI	S	Opponent	Score	RPI	S	Opponent	Score	RPI	S	Opponent	Score
												101	A	SMU	36 61
												124	A	TCU	48 77
												176	H	Rice	49 52
												183	A	Texas St.	66 53
												195	A	New Orleans	57 63
												212	H	Alabama St.	52 48
												229	H	Grambling	69 61
												233	A	Southern U.	77 71
												244	N	Presbyterian	74 62
												270	A	FIU	70 62
												284	A	Mississippi Val.	74 75
												285	A	Prairie View	70 62
												285	H	Prairie View	73 51
												287	A	UTEP	89 68
												288	A	Ark.-Pine Bluff	45 49
												303	A	A&M-Corpus Christi	61 64
												309	A	Alcorn	57 53
												337	A	Houston Baptist	50 34
												348	H	Jackson St.	62 52
												349	H	Alabama A&M	60 51
LAST 12 Division I GAMES:															
285	H	Prairie View	73 51	229	H	Grambling	69 61								
349	H	Alabama A&M	60 51	285	A	Prairie View	70 62								
212	H	Alabama St.	52 48	233	A	Southern U.	77 71								
284	A	Mississippi Val.	74 75	309	A	Alcorn	57 53								
288	A	Ark.-Pine Bluff	45 49	270	A	FIU	70 62								
348	H	Jackson St.	62 52	101	A	SMU	36 61								

Texas Southern

Page 289

Average RPI Win:	238	WON-LOST	WINNING	LAST 10	STRENGTH OF	OPP. STRENGTH	TEAM	ADJ.	CONF.	ADJ CONF.
Average RPI Loss:	150	RECORD	PCT. RANK	GAMES	SCHEDULE	OF SCHEDULE	RPI	RPI	RPI	RPI
DIV. I ONLY	11- 9	145	6- 4	247	213	183	183	21	21	
DIV. I NON-CONF.	5- 5	165	2- 0	295	216	206	206	19	19	
TOTALS	RPI 1-25	RPI 26-50	W-L RECORDS	RPI 51-100	RPI 101-150	RPI 150+				
11- 9	0- 1	0- 0	OVERALL	1- 1	0- 3	10- 4				
6- 3	0- 0	0- 0	HOME	0- 1	0- 0	6- 2				
5- 6	0- 1	0- 0	AWAY	1- 0	0- 3	4- 2				
0- 0	0- 0	0- 0	NEUTRAL	0- 0	0- 0	0- 0				
5- 5	0- 1	0- 0	NON-CONFERENCE	0- 0	0- 2	5- 2				
3- 1	0- 0	0- 0	HOME	0- 0	0- 0	3- 1				
2- 4	0- 1	0- 0	AWAY	0- 0	0- 2	2- 1				
0- 0	0- 0	0- 0	NEUTRAL	0- 0	0- 0	0- 0				
6- 4	0- 0	0- 0	CONFERENCE	1- 1	0- 1	5- 2				
3- 2	0- 0	0- 0	HOME	0- 1	0- 0	3- 1				
3- 2	0- 0	0- 0	AWAY	1- 0	0- 1	2- 1				
0- 0	0- 0	0- 0	NEUTRAL	0- 0	0- 0	0- 0				

RPI 1-25				RPI 26-50				RPI 51-100				RPI 101+ Team's RPI: 183			
RPI	S	Opponent	Score	RPI	S	Opponent	Score	RPI	S	Opponent	Score	RPI	S	Opponent	Score
8	A	Baylor	24 90					73	A	UT Arlington	75 69	101	A	SMU	56 64
								73	H	UT Arlington	39 61	105	A	Troy	54 65
												150	A	UTSA	47 72
												161	A	Houston	61 56
												186	A	Appalachian St.	53 37
												186	H	Appalachian St.	64 66
												191	H	Louisiana	62 40
												200	A	North Texas	59 58
												203	H	Texas Southern	53 66
												239	A	Coastal Caro.	48 64
												239	H	Coastal Caro.	83 62
												250	A	South Ala.	57 44
												285	A	Prairie View	60 64
												303	H	A&M-Corpus Christi	57 50
												332	H	La.-Monroe	63 50
												336	H	Incarnate Word	67 50
												343	H	Sam Houston St.	69 46
LAST 12 Division I GAMES:															
73	A	UT Arlington	75 69	105	A	Troy	54 65								
239	A	Coastal Caro.	48 64	73	H	UT Arlington	39 61								
186	A	Appalachian St.	53 37	186	H	Appalachian St.	64 66								
191	H	Louisiana	62 40	239	H	Coastal Caro.	83 62								
332	H	La.-Monroe	63 50	200	A	North Texas	59 58								
250	A	South Ala.	57 44	343	H	Sam Houston St.	69 46								

Non-Div I Games: St. Edward's 51 65

Texas St.

Average RPI Win: 139		WON-LOST	WINNING	LAST 10	STRENGTH OF	OPP. STRENGTH	TEAM	ADJ.	CONF.	ADJ CONF.
Average RPI Loss: 42		RECORD	PCT. RANK	GAMES	SCHEDULE	OF SCHEDULE	RPI	RPI	RPI	RPI
DIV. I ONLY		11- 11	168	3- 7	10	21	62	62	4	4
DIV. I NON-CONF.		8- 3	67	1- 0	31	118	32	32	3	3
TOTALS		RPI 1-25	RPI 26-50	W-L RECORDS		RPI 51-100	RPI 101-150	RPI 150+		
11- 11	0- 8	0- 0		OVERALL		4- 1	4- 1	3- 1		
10- 3	0- 3	0- 0		HOME		4- 0	3- 0	3- 0		
0- 8	0- 5	0- 0		AWAY		0- 1	0- 1	0- 1		
1- 0	0- 0	0- 0		NEUTRAL		0- 0	1- 0	0- 0		
8- 3	0- 2	0- 0		NON-CONFERENCE		1- 0	4- 1	3- 0		
7- 0	0- 0	0- 0		HOME		1- 0	3- 0	3- 0		
0- 3	0- 2	0- 0		AWAY		0- 0	0- 1	0- 0		
1- 0	0- 0	0- 0		NEUTRAL		0- 0	1- 0	0- 0		
3- 8	0- 6	0- 0		CONFERENCE		3- 1	0- 0	0- 1		
3- 3	0- 3	0- 0		HOME		3- 0	0- 0	0- 0		
0- 5	0- 3	0- 0		AWAY		0- 1	0- 0	0- 1		
0- 0	0- 0	0- 0		NEUTRAL		0- 0	0- 0	0- 0		

RPI S	Opponent	Score	RPI S	Opponent	Score	RPI S	Opponent	Score	Team's RPI: 62	RPI S	Opponent	Score
6	A Texas	47 67				55	H Oklahoma St.	70 65		113	N Fordham	59 50
6	H Texas	57 77				64	A West Virginia	79 89		115	H Central Ark.	79 45
8	H Baylor	61 79				64	H West Virginia	75 66		121	A Arkansas	60 66
18	A Oklahoma	45 66				71	H Iowa St.	75 66		139	H North Dakota	90 80
19	A Miami (FL)	56 74				73	H UT Arlington	79 60		145	H New Mexico	69 58
20	A Texas A&M	90 98								153	A Kansas	60 66
21	A Kansas St.	54 68								161	H Houston	84 60
21	H Kansas St.	53 65								285	H Prairie View	85 43
										309	H Alcorn	90 37
LAST 12 Division I GAMES:												
8	H Baylor	61 79	64	H West Virginia	75 66							
21	H Kansas St.	53 65	21	A Kansas St.	54 68							
153	A Kansas	60 66	71	H Iowa St.	75 66							
64	A West Virginia	79 89	55	H Oklahoma St.	70 65							
6	H Texas	57 77	6	A Texas	47 67							
18	A Oklahoma	45 66	73	H UT Arlington	79 60							

Non-Div I Games:

Texas Tech

Average RPI Win: 194		WON-LOST	WINNING	LAST 10	STRENGTH OF	OPP. STRENGTH	TEAM	ADJ.	CONF.	ADJ CONF.
Average RPI Loss: 59		RECORD	PCT. RANK	GAMES	SCHEDULE	OF SCHEDULE	RPI	RPI	RPI	RPI
DIV. I ONLY		13- 7	100	5- 5	81	97	87	87	10	10
DIV. I NON-CONF.		8- 2	49	1- 1	231	64	88	88	11	11
TOTALS	RPI 1-25	RPI 26-50		W-L RECORDS		RPI 51-100	RPI 101-150	RPI 150+		
13- 7	0- 2	0- 2		OVERALL		4- 1	1- 2	8- 0		
7- 4	0- 1	0- 1		HOME		2- 1	1- 1	4- 0		
5- 2	0- 0	0- 1		AWAY		2- 0	0- 1	3- 0		
1- 1	0- 1	0- 0		NEUTRAL		0- 0	0- 0	1- 0		
8- 2	0- 2	0- 0		NON-CONFERENCE		1- 0	1- 0	6- 0		
4- 1	0- 1	0- 0		HOME		0- 0	1- 0	3- 0		
3- 0	0- 0	0- 0		AWAY		1- 0	0- 0	2- 0		
1- 1	0- 1	0- 0		NEUTRAL		0- 0	0- 0	1- 0		
5- 5	0- 0	0- 2		CONFERENCE		3- 1	0- 2	2- 0		
3- 3	0- 0	0- 1		HOME		2- 1	0- 1	1- 0		
2- 2	0- 0	0- 1		AWAY		1- 0	0- 1	1- 0		
0- 0	0- 0	0- 0		NEUTRAL		0- 0	0- 0	0- 0		

RPI 1-25					RPI 26-50					RPI 51-100					Team's RPI: 87					RPI 101+				
RPI	S	Opponent	Score		RPI	S	Opponent	Score		RPI	S	Opponent	Score		RPI	S	Opponent	Score						
2	H	Notre Dame	68	85	45	A	Ohio	55	61	61	A	Dayton	76	72	106	A	Kent St.	60	70					
11	N	UCLA	73	75	45	H	Ohio	55	64	68	A	Buffalo	73	64	129	H	Ball St.	45	51					
										68	H	Buffalo	85	63	146	H	Detroit	72	66					
										77	H	Northern Ill.	73	77	194	A	Cleveland St.	92	59					
										83	H	Central Mich.	74	72	216	H	St. Bonaventure	74	50					
															220	H	Miami (OH)	64	50					
															264	A	Eastern Mich.	66	49					
															279	N	Davidson	76	41					
															299	H	Rhode Island	65	50					
															303	A	A&M-Corpus Christi	76	60					
															326	H	Ill.-Chicago	79	51					
LAST 12 Division I GAMES:																								
					45	A	Ohio	55	61	68	A	Buffalo	73	64										
					68	H	Buffalo	85	63	220	H	Miami (OH)	64	50										
					83	H	Central Mich.	74	72	264	A	Eastern Mich.	66	49										
					106	A	Kent St.	60	70	129	H	Ball St.	45	51										
					45	H	Ohio	55	64	146	H	Detroit	72	66										
					77	H	Northern Ill.	73	77	2	H	Notre Dame	68	85										

Non-Div I Games:	Madonna	99	47
------------------	---------	----	----

Toledo

Loss, Non-Conf, S Site, H Home A Away N Neutral

Average RPI Win: 192	WON-LOST	WINNING	LAST 10	STRENGTH OF	OPP. STRENGTH	TEAM	ADJ.	CONF.	ADJ CONF.
Average RPI Loss: 128	RECORD	PCT. RANK	GAMES	SCHEDULE	OF SCHEDULE	RPI	RPI	RPI	RPI
DIV. I ONLY	11- 11	168	4- 6	141	141	164	164	8	8
DIV. I NON-CONF.	7- 4	114	1- 0	221	289	165	165	8	8
TOTALS	RPI 1-25	RPI 26-50	W-L RECORDS	RPI 51-100	RPI 101-150	RPI 150+			
11- 11	0- 1	2- 2	OVERALL	1- 1	1- 2	7- 5			
8- 4	0- 0	1- 1	HOME	1- 0	1- 2	5- 1			
3- 7	0- 1	1- 1	AWAY	0- 1	0- 0	2- 4			
0- 0	0- 0	0- 0	NEUTRAL	0- 0	0- 0	0- 0			
7- 4	0- 1	0- 1	NON-CONFERENCE	1- 0	0- 1	6- 1			
5- 2	0- 0	0- 1	HOME	1- 0	0- 1	4- 0			
2- 2	0- 1	0- 0	AWAY	0- 0	0- 0	2- 1			
0- 0	0- 0	0- 0	NEUTRAL	0- 0	0- 0	0- 0			
4- 7	0- 0	2- 1	CONFERENCE	0- 1	1- 1	1- 4			
3- 2	0- 0	1- 0	HOME	0- 0	1- 1	1- 1			
1- 5	0- 0	1- 1	AWAY	0- 1	0- 0	0- 3			
0- 0	0- 0	0- 0	NEUTRAL	0- 0	0- 0	0- 0			

RPI 1-25				RPI 26-50				RPI 51-100				RPI 101+ Team's RPI: 164			
RPI	S	Opponent	Score	RPI	S	Opponent	Score	RPI	S	Opponent	Score	RPI	S	Opponent	Score
17	A	Maryland	63 97	28	A	Elon	55 83	72	A	Drexel	48 58	114	H	Delaware	67 73
				41	A	James Madison	60 55	92	H	Cornell	68 63	128	H	Rider	75 79
				41	H	James Madison	54 51					136	H	William & Mary	64 60
				47	H	Georgetown	59 75					155	H	George Mason	79 75
												178	A	Col. of Charleston	54 59
												178	H	Col. of Charleston	61 59
												182	H	Hofstra	61 70
												185	A	Northeastern	64 72
												221	A	UNCW	56 59
												230	A	UMBC	59 48
												231	A	Colgate	71 76
												268	H	Norfolk St.	61 58
												292	H	Coppin St.	69 65
												339	H	UMass Lowell	90 56
												342	A	Wagner	69 40
LAST 12 Division I GAMES:															
178	A	Col. of Charleston	54 59	178	H	Col. of Charleston	61 59								
28	A	Elon	55 83	182	H	Hofstra	61 70								
114	H	Delaware	67 73	41	H	James Madison	54 51								
221	A	UNCW	56 59	185	A	Northeastern	64 72								
41	A	James Madison	60 55	72	A	Drexel	48 58								
136	H	William & Mary	64 60	268	H	Norfolk St.	61 58								

Non-Div I Games:

Towson

Average RPI Win:	220	WON-LOST	WINNING	LAST 10	STRENGTH OF	OPP. STRENGTH	TEAM	ADJ.	CONF.	ADJ CONF.
Average RPI Loss:	109	RECORD	PCT. RANK	GAMES	SCHEDULE	OF SCHEDULE	RPI	RPI	RPI	RPI
DIV. I ONLY	13- 6	79	8- 2	201	148	105	105	21	21	
DIV. I NON-CONF.	5- 4	143	0- 1	149	49	107	107	19	19	
TOTALS	RPI 1-25	RPI 26-50	W-L RECORDS	RPI 51-100	RPI 101-150	RPI 150+				
13- 6	0- 2	0- 1	OVERALL	3- 1	0- 0	10- 2				
6- 2	0- 0	0- 0	HOME	2- 0	0- 0	4- 2				
5- 4	0- 0	0- 0	AWAY	0- 0	0- 0	5- 0				
2- 0	0- 0	0- 0	NEUTRAL	1- 0	0- 0	1- 0				
5- 4	0- 2	0- 0	NON-CONFERENCE	2- 1	0- 0	3- 1				
2- 1	0- 0	0- 0	HOME	1- 0	0- 0	1- 1				
1- 3	0- 2	0- 0	AWAY	0- 1	0- 0	1- 0				
2- 0	0- 0	0- 0	NEUTRAL	1- 0	0- 0	1- 0				
8- 2	0- 0	0- 1	CONFERENCE	1- 0	0- 0	7- 1				
4- 1	0- 0	0- 0	HOME	1- 0	0- 0	3- 1				
4- 1	0- 0	0- 1	AWAY	0- 0	0- 0	4- 0				
0- 0	0- 0	0- 0	NEUTRAL	0- 0	0- 0	0- 0				

RPI 1-25				RPI 26-50				RPI 51-100				RPI 101+				Team's RPI: 105
RPI	S	Opponent	Score	RPI	S	Opponent	Score	RPI	S	Opponent	Score	RPI	S	Opponent	Score	
14	A	Tennessee	84 110	48	A	Little Rock	74 77	67	N	Villanova	93 85	183	H	Texas St.	65 54	
25	A	Auburn	52 61					73	H	UT Arlington	85 68	204	H	UAB	77 81	
								80	H	Belmont	91 74	212	H	Alabama St.	95 66	
								81	A	Jacksonville	70 77	250	A	South Ala.	73 57	
												250	H	South Ala.	75 71	
												257	A	Ga. Southern	89 86	
												257	H	Ga. Southern	77 67	
												280	A	Georgia St.	87 69	
												280	H	Georgia St.	65 68	
												307	A	Nicholls St.	100 75	
												316	N	Loyola Chicago	91 67	
												325	A	Arkansas St.	83 75	
LAST 12 Division I GAMES:																
250	H	South Ala.	75 71	183	H	Texas St.	65 54									
280	H	Georgia St.	65 68	257	A	Ga. Southern	89 86									
257	H	Ga. Southern	77 67	280	A	Georgia St.	87 69									
325	A	Arkansas St.	83 75	250	A	South Ala.	73 57									
48	A	Little Rock	74 77	14	A	Tennessee	84 110									
73	H	UT Arlington	85 68	204	H	UAB	77 81									

Non-Div I Games: Armstrong St. 118 72 Thomas (GA) 110 55

Troy

T
u
l
a
n
e

T
u
l
a
n
e

Tulane

Page 295

Average RPI Win:	164	WON-LOST	WINNING	LAST 10	STRENGTH OF	OPP. STRENGTH	TEAM	ADJ.	CONF.	ADJ CONF.
Average RPI Loss:	85	RECORD	PCT. RANK	GAMES	SCHEDULE	OF SCHEDULE	RPI	RPI	RPI	RPI
DIV. I ONLY	8- 15	256	4- 6	37	58	130	130	5	5	
DIV. I NON-CONF.	4- 9	248	0- 2	100	119	192	192	5	5	
TOTALS	RPI 1-25	RPI 26-50	W-L RECORDS	RPI 51-100	RPI 101-150	RPI 150+				
8- 15	0- 5	0- 3	OVERALL	0- 2	5- 2	3- 3				
5- 5	0- 2	0- 1	HOME	0- 1	3- 1	2- 0				
3- 9	0- 3	0- 2	AWAY	0- 0	2- 1	1- 3				
0- 1	0- 0	0- 0	NEUTRAL	0- 1	0- 0	0- 0				
4- 9	0- 2	0- 1	NON-CONFERENCE	0- 2	2- 2	2- 2				
2- 3	0- 0	0- 1	HOME	0- 1	1- 1	1- 0				
2- 5	0- 2	0- 0	AWAY	0- 0	1- 1	1- 2				
0- 1	0- 0	0- 0	NEUTRAL	0- 1	0- 0	0- 0				
4- 6	0- 3	0- 2	CONFERENCE	0- 0	3- 0	1- 1				
3- 2	0- 2	0- 0	HOME	0- 0	2- 0	1- 0				
1- 4	0- 1	0- 2	AWAY	0- 0	1- 0	0- 1				
0- 0	0- 0	0- 0	NEUTRAL	0- 0	0- 0	0- 0				

RPI 1-25				RPI 26-50				RPI 51-100				RPI 101+				Team's RPI: 130	
RPI	S	Opponent	Score	RPI	S	Opponent	Score	RPI	S	Opponent	Score	RPI	S	Opponent	Score		
1	A	UConn	50 96	27	A	South Fla.	68 84	60	H	South Dakota	68 71	101	H	SMU	66 59		
1	H	UConn	58 98	38	A	Tulane	65 70	100	N	BYU	56 71	120	H	Saint Louis	70 64		
18	A	Oklahoma	68 85	48	H	Little Rock	58 63					121	H	Arkansas	50 57		
21	A	Kansas St.	62 82									132	H	East Carolina	100 92		
23	H	Temple	49 58									137	A	UCF	73 62		
												138	A	Oral Roberts	68 76		
												145	A	New Mexico	67 64		
												161	A	Houston	66 71		
												168	H	Memphis	57 52		
												198	A	Indiana St.	68 72		
												200	H	North Texas	63 58		
												310	A	UMKC	80 70		
												325	A	Arkansas St.	80 83		
LAST 12 Division I GAMES:																	
1	A	UConn	50 96	23	H	Temple	49 58										
132	H	East Carolina	100 92	27	A	South Fla.	68 84										
101	H	SMU	66 59	168	H	Memphis	57 52										
38	A	Tulane	65 70	161	A	Houston	66 71										
137	A	UCF	73 62	198	A	Indiana St.	68 72										
1	H	UConn	58 98	48	H	Little Rock	58 63										

Non-Div I Games:

Tulsa

UAB										
Average RPI Win:	247	WON-LOST	WINNING	LAST 10	STRENGTH OF	OPP. STRENGTH	TEAM	ADJ.	CONF.	ADJ CONF.
Average RPI Loss:	125	RECORD	PCT. RANK	GAMES	SCHEDULE	OF SCHEDULE	RPI	RPI	RPI	RPI
DIV. I ONLY	10- 11	194	4- 6	185	157	204	204	14	14	
DIV. I NON-CONF.	6- 4	126	0- 0	116	202	109	109	16	16	

TOTALS	RPI 1-25	RPI 26-50	W-L RECORDS	RPI 51-100	RPI 101-150	RPI 150+				
10- 11	0- 2	0- 0	OVERALL	0- 3	1- 2	9- 4				
7- 5	0- 1	0- 0	HOME	0- 2	0- 1	7- 1				
2- 6	0- 1	0- 0	AWAY	0- 1	1- 1	1- 3				
1- 0	0- 0	0- 0	NEUTRAL	0- 0	0- 0	1- 0				
6- 4	0- 2	0- 0	NON-CONFERENCE	0- 1	1- 0	5- 1				
3- 2	0- 1	0- 0	HOME	0- 1	0- 0	3- 0				
2- 2	0- 1	0- 0	AWAY	0- 0	1- 0	1- 1				
1- 0	0- 0	0- 0	NEUTRAL	0- 0	0- 0	1- 0				
4- 7	0- 0	0- 0	CONFERENCE	0- 2	0- 2	4- 3				
4- 3	0- 0	0- 0	HOME	0- 1	0- 1	4- 1				
0- 4	0- 0	0- 0	AWAY	0- 1	0- 1	0- 2				
0- 0	0- 0	0- 0	NEUTRAL	0- 0	0- 0	0- 0				

RPI 1-25				RPI 26-50				RPI 51-100				RPI 101+ Team's RPI: 204			
RPI	S	Opponent	Score	RPI	S	Opponent	Score	RPI	S	Opponent	Score	RPI	S	Opponent	Score
5	H	Florida St.	47 93					80	H	Belmont	58 72	105	A	Troy	81 77
15	A	DePaul	80 90					82	A	Western Ky.	48 60	117	A	Southern Miss.	59 64
								93	H	Middle Tenn.	61 64	150	H	UTSA	67 82
												159	A	Louisiana Tech	63 64
												176	H	Rice	62 61
												183	A	Southern Ill.	64 49
												200	H	North Texas	58 59
												226	A	Samford	49 52
												249	A	Marshall	58 61
												250	H	South Ala.	66 41
												270	H	FIU	82 68
												284	H	Mississippi Val.	80 46
												287	H	UTEP	74 61
												291	N	Gardner-Webb	59 49
												293	H	High Point	75 66
												330	H	Fla. Atlantic	66 55
LAST 12 Division I GAMES:															
150	H	UTSA	67 82	249	A	Marshall	58 61								
287	H	UTEP	74 61	82	A	Western Ky.	48 60								
117	A	Southern Miss.	59 64	176	H	Rice	62 61								
159	A	Louisiana Tech	63 64	200	H	North Texas	58 59								
270	H	FIU	82 68	93	H	Middle Tenn.	61 64								
330	H	Fla. Atlantic	66 55	250	H	South Ala.	66 41								

Non-Div I Games: Miles 106 48

UAB

■ Loss,
 ■ Non-Conf,
 ■ S Site,
 ■ H Home
 ■ A Away
 N Neutral

Average RPI Win:	224	WON-LOST	WINNING	LAST 10	STRENGTH OF	OPP. STRENGTH	TEAM	ADJ.	CONF.	ADJ CONF.
Average RPI Loss:	81	RECORD	PCT. RANK	GAMES	SCHEDULE	OF SCHEDULE	RPI	RPI	RPI	RPI
DIV. I ONLY	16- 6	54	8- 2	202	159	98	98	25	25	
DIV. I NON-CONF.	8- 4	97	1- 1	91	70	64	64	24	24	
TOTALS	RPI 1-25	RPI 26-50	W-L RECORDS	RPI 51-100	RPI 101-150	RPI 150+				
16- 6	0- 2	0- 0	OVERALL	1- 1	3- 2	12- 1				
8- 2	0- 0	0- 0	HOME	1- 0	1- 1	6- 1				
8- 3	0- 2	0- 0	AWAY	0- 0	2- 1	6- 0				
0- 1	0- 0	0- 0	NEUTRAL	0- 1	0- 0	0- 0				
8- 4	0- 2	0- 0	NON-CONFERENCE	1- 1	3- 0	4- 1				
4- 1	0- 0	0- 0	HOME	1- 0	1- 0	2- 1				
4- 2	0- 2	0- 0	AWAY	0- 0	2- 0	2- 0				
0- 1	0- 0	0- 0	NEUTRAL	0- 1	0- 0	0- 0				
8- 2	0- 0	0- 0	CONFERENCE	0- 0	0- 2	8- 0				
4- 1	0- 0	0- 0	HOME	0- 0	0- 1	4- 0				
4- 1	0- 0	0- 0	AWAY	0- 0	0- 1	4- 0				
0- 0	0- 0	0- 0	NEUTRAL	0- 0	0- 0	0- 0				

RPI 1-25				RPI 26-50				RPI 51-100 Team's RPI: 98				RPI 101+			
RPI	S	Opponent	Score	RPI	S	Opponent	Score	RPI	S	Opponent	Score	RPI	S	Opponent	Score
7	A	Oregon St.	52 93					63	H	Montana St.	70 62	102	A	Long Beach St.	62 64
12	A	Stanford	42 68					81	N	Jacksonville	54 61	102	H	Long Beach St.	51 64
												126	H	St. Mary's (CA)	68 66
												137	A	UCF	77 71
												149	A	San Francisco	78 58
												165	H	UC Riverside	72 55
												182	H	Hofstra	60 64
												197	H	CSUN	81 65
												209	A	Pacific	95 87
												234	H	San Diego St.	75 55
												236	H	Hawaii	70 55
												245	A	UC Santa Barbara	62 48
												267	A	Cal Poly	61 53
												273	H	Portland	66 52
												277	A	Sacramento St.	110 78
												327	A	UC Irvine	89 48
												338	A	Cal St. Fullerton	70 51
												338	H	Cal St. Fullerton	59 39
LAST 12 Division I GAMES:															
245	A	UC Santa Barbara	62 48	197	H	CSUN	81 65								
267	A	Cal Poly	61 53	102	H	Long Beach St.	51 64								
338	H	Cal St. Fullerton	59 39	236	H	Hawaii	70 55								
165	H	UC Riverside	72 55	327	A	UC Irvine	89 48								
102	A	Long Beach St.	62 64	81	N	Jacksonville	54 61								
338	A	Cal St. Fullerton	70 51	137	A	UCF	77 71								

Non-Div I Games: Holy Names 91 51

UC Davis

■ Loss,
 ■ Non-Conf,
 ■ S Site,
 ■ Home
 ■ A Away
 N Neutral

Average RPI Win:	244	WON-LOST	WINNING	LAST 10	STRENGTH OF	OPP. STRENGTH	TEAM	ADJ.	CONF.	ADJ CONF.
Average RPI Loss:	188	RECORD	PCT. RANK	GAMES	SCHEDULE	OF SCHEDULE	RPI	RPI	RPI	RPI
DIV. I ONLY	2- 19	338	1- 8	205	277	327	327	25	25	
DIV. I NON-CONF.	1- 12	332	0- 3	198	297	324	324	24	24	
TOTALS	RPI 1-25	RPI 26-50	W-L RECORDS	RPI 51-100	RPI 101-150	RPI 150+				
2- 19	0- 0	0- 0	OVERALL	0- 4	0- 2	2- 13				
1- 10	0- 0	0- 0	HOME	0- 3	0- 2	1- 5				
1- 8	0- 0	0- 0	AWAY	0- 1	0- 0	1- 7				
0- 1	0- 0	0- 0	NEUTRAL	0- 0	0- 0	0- 1				
1- 12	0- 0	0- 0	NON-CONFERENCE	0- 3	0- 1	1- 8				
0- 6	0- 0	0- 0	HOME	0- 2	0- 1	0- 3				
1- 5	0- 0	0- 0	AWAY	0- 1	0- 0	1- 4				
0- 1	0- 0	0- 0	NEUTRAL	0- 0	0- 0	0- 1				
1- 7	0- 0	0- 0	CONFERENCE	0- 1	0- 1	1- 5				
1- 4	0- 0	0- 0	HOME	0- 1	0- 1	1- 2				
0- 3	0- 0	0- 0	AWAY	0- 0	0- 0	0- 3				
0- 0	0- 0	0- 0	NEUTRAL	0- 0	0- 0	0- 0				

RPI 1-25				RPI 26-50				RPI 51-100				RPI 101+				Team's RPI: 327	
RPI	S	Opponent	Score	RPI	S	Opponent	Score	RPI	S	Opponent	Score	RPI	S	Opponent	Score		
								75	H	Southern California	45 83	102	H	Long Beach St.	63 68		
								78	A	Gonzaga	38 102	120	H	Saint Louis	69 79		
								79	H	UNLV	46 62	165	A	UC Riverside	58 76		
								98	H	UC Davis	48 89	165	H	UC Riverside	58 79		
												167	N	Fresno St.	45 63		
												190	A	Idaho St.	54 65		
												197	H	CSUN	77 52		
												201	A	Utah St.	52 66		
												210	A	Loyola Marymount	39 58		
												236	A	Hawaii	62 79		
												245	H	UC Santa Barbara	60 85		
												256	A	Portland St.	73 79		
												272	H	Southern Utah	58 70		
												277	H	Sacramento St.	70 78		
												289	H	CSU Bakersfield	66 86		
												290	A	Nevada	72 59		
												338	A	Cal St. Fullerton	53 64		
LAST 12 Division I GAMES:																	
				102	H	Long Beach St.	63 68	165	A	UC Riverside	58 76						
				245	H	UC Santa Barbara	60 85	98	H	UC Davis	48 89						
				236	A	Hawaii	62 79	75	H	Southern California	45 83						
				165	H	UC Riverside	58 79	272	H	Southern Utah	58 70						
				338	A	Cal St. Fullerton	53 64	289	H	CSU Bakersfield	66 86						
				197	H	CSUN	77 52	79	H	UNLV	46 62						

Non-Div I Games: Concordia (CA) 92 61

UC Irvine

UC Riverside

Through Games Of Feb. 6, 2017

Average RPI Win:	263	WON-LOST	WINNING	LAST 10	STRENGTH OF	OPP. STRENGTH	TEAM	ADJ.	CONF.	ADJ CONF.
Average RPI Loss:	101	RECORD	PCT. RANK	GAMES	SCHEDULE	OF SCHEDULE	RPI	RPI	RPI	RPI
DIV. I ONLY	12- 10	149	6- 4	230	174	165	165	25	25	
DIV. I NON-CONF.	6- 7	182	1- 2	126	122	147	147	24	24	
TOTALS	RPI 1-25	RPI 26-50	W-L RECORDS	RPI 51-100	RPI 101-150	RPI 150+				
12- 10	0- 0	0- 2	OVERALL	0- 4	0- 2	12- 2				
7- 2	0- 0	0- 0	HOME	0- 1	0- 1	7- 0				
4- 8	0- 0	0- 2	AWAY	0- 3	0- 1	4- 2				
1- 0	0- 0	0- 0	NEUTRAL	0- 0	0- 0	1- 0				
6- 7	0- 0	0- 2	NON-CONFERENCE	0- 3	0- 1	6- 1				
3- 2	0- 0	0- 0	HOME	0- 1	0- 1	3- 0				
2- 5	0- 0	0- 2	AWAY	0- 2	0- 0	2- 1				
1- 0	0- 0	0- 0	NEUTRAL	0- 0	0- 0	1- 0				
6- 3	0- 0	0- 0	CONFERENCE	0- 1	0- 1	6- 1				
4- 0	0- 0	0- 0	HOME	0- 0	0- 0	4- 0				
2- 3	0- 0	0- 0	AWAY	0- 1	0- 1	2- 1				
0- 0	0- 0	0- 0	NEUTRAL	0- 0	0- 0	0- 0				

RPI S	Opponent	Score	RPI S	Opponent	Score	RPI S	Opponent	Score	RPI S	Opponent	Score	Team's RPI: 165
30	A Missouri	62 68	60	H South Dakota	55 61	102	A Long Beach St.	51 55				
40	A California	56 71	75	A Southern California	49 67	119	H Penn	55 71				
			90	A FGCU	45 60	153	A Kansas	84 90				
			98	A UC Davis	55 72	210	A Loyola Marymount	75 72				
						215	H Seattle U	58 54				
						223	H Grand Canyon	77 64				
						226	N Samford	51 48				
						234	H San Diego St.	72 44				
						236	H Hawaii	63 45				
						245	A UC Santa Barbara	54 58				
						267	A Cal Poly	72 69				
						267	H Cal Poly	68 59				
						289	A CSU Bakersfield	71 66				
						327	A UC Irvine	79 58				
						327	H UC Irvine	76 58				
						338	H Cal St. Fullerton	68 45				
LAST 12 Division I GAMES:												
267	A Cal Poly	72 69	245	A UC Santa Barbara	54 58							
236	H Hawaii	63 45	267	H Cal Poly	68 59							
102	A Long Beach St.	51 55	327	H UC Irvine	76 58							
98	A UC Davis	55 72	119	H Penn	55 71							
338	H Cal St. Fullerton	68 45	90	A FGCU	45 60							
327	A UC Irvine	79 58	226	N Samford	51 48							

Non-Div I Games:

UC Riverside

■ Loss,
 ■ Non-Conf,
 ■ S Site,
 ■ H Home
 ■ A Away
 N Neutral

Average RPI Win:	260	WON-LOST	WINNING	LAST 10	STRENGTH OF	OPP. STRENGTH	TEAM	ADJ.	CONF.	ADJ CONF.
Average RPI Loss:	166	RECORD	PCT. RANK	GAMES	SCHEDULE	OF SCHEDULE	RPI	RPI	RPI	RPI
DIV. I ONLY	11- 11	168	6- 4	326	163	245	245	25	25	
DIV. I NON-CONF.	5- 8	218	2- 1	317	109	282	282	24	24	
TOTALS	RPI 1-25	RPI 26-50	W-L RECORDS	RPI 51-100	RPI 101-150	RPI 150+				
11- 11	0- 1	0- 0	OVERALL	0- 2	1- 0	10- 8				
6- 4	0- 1	0- 0	HOME	0- 1	1- 0	5- 2				
3- 7	0- 0	0- 0	AWAY	0- 1	0- 0	3- 6				
2- 0	0- 0	0- 0	NEUTRAL	0- 0	0- 0	2- 0				
5- 8	0- 1	0- 0	NON-CONFERENCE	0- 1	0- 0	5- 6				
2- 3	0- 1	0- 0	HOME	0- 0	0- 0	2- 2				
1- 5	0- 0	0- 0	AWAY	0- 1	0- 0	1- 4				
2- 0	0- 0	0- 0	NEUTRAL	0- 0	0- 0	2- 0				
6- 3	0- 0	0- 0	CONFERENCE	0- 1	1- 0	5- 2				
4- 1	0- 0	0- 0	HOME	0- 1	1- 0	3- 0				
2- 2	0- 0	0- 0	AWAY	0- 0	0- 0	2- 2				
0- 0	0- 0	0- 0	NEUTRAL	0- 0	0- 0	0- 0				

RPI 1-25				RPI 26-50				RPI 51-100				RPI 101+ Team's RPI: 245			
RPI	S	Opponent	Score	RPI	S	Opponent	Score	RPI	S	Opponent	Score	RPI	S	Opponent	Score
11	H	UCLA	52 71					71	A	Iowa St.	60 77	102	H	Long Beach St.	65 60
								98	H	UC Davis	48 62	151	H	Yale	60 64
												158	H	Santa Clara	58 69
												165	H	UC Riverside	58 54
												167	A	Fresno St.	50 49
												197	A	CSUN	61 75
												210	A	Loyola Marymount	55 57
												215	A	Seattle U	53 58
												218	A	San Diego	63 77
												234	A	San Diego St.	70 84
												236	H	Hawaii	74 62
												267	A	Cal Poly	67 78
												282	N	North Dakota St.	66 59
												296	H	Northern Ariz.	60 51
												303	N	A&M-Corpus Christi	66 60
												308	H	Pepperdine	66 57
												327	A	UC Irvine	85 60
												338	A	Cal St. Fullerton	56 49
												338	H	Cal St. Fullerton	57 37
LAST 12 Division I GAMES:															
				98	H	UC Davis	48 62	165	H	UC Riverside	58 54				
				338	H	Cal St. Fullerton	57 37	338	A	Cal St. Fullerton	56 49				
				327	A	UC Irvine	85 60	267	A	Cal Poly	67 78				
				197	A	CSUN	61 75	151	H	Yale	60 64				
				236	H	Hawaii	74 62	282	N	North Dakota St.	66 59				
				102	H	Long Beach St.	65 60	303	N	A&M-Corpus Christi	66 60				

Non-Div I Games:

UC Santa Barbara

■ Loss,
 ■ Non-Conf, S Site,
 ■ Home
 ■ Away
 N Neutral

Average RPI Win:	217	WON-LOST	WINNING	LAST 10	STRENGTH OF	OPP. STRENGTH	TEAM	ADJ.	CONF.	ADJ CONF.
Average RPI Loss:	104	RECORD	PCT. RANK	GAMES	SCHEDULE	OF SCHEDULE	RPI	RPI	RPI	RPI
DIV. I ONLY	13- 9	126	3- 7	167	112	137	137	5	5	
DIV. I NON-CONF.	10- 3	54	2- 1	227	241	108	108	5	5	
TOTALS	RPI 1-25	RPI 26-50	W-L RECORDS	RPI 51-100	RPI 101-150	RPI 150+				
13- 9	0- 1	0- 1	OVERALL	0- 2	2- 2	11- 3				
7- 5	0- 1	0- 1	HOME	0- 1	1- 1	6- 1				
6- 4	0- 0	0- 0	AWAY	0- 1	1- 1	5- 2				
0- 0	0- 0	0- 0	NEUTRAL	0- 0	0- 0	0- 0				
10- 3	0- 0	0- 1	NON-CONFERENCE	0- 2	1- 0	9- 0				
6- 2	0- 0	0- 1	HOME	0- 1	1- 0	5- 0				
4- 1	0- 0	0- 0	AWAY	0- 1	0- 0	4- 0				
0- 0	0- 0	0- 0	NEUTRAL	0- 0	0- 0	0- 0				
3- 6	0- 1	0- 0	CONFERENCE	0- 0	1- 2	2- 3				
1- 3	0- 1	0- 0	HOME	0- 0	0- 1	1- 1				
2- 3	0- 0	0- 0	AWAY	0- 0	1- 1	1- 2				
0- 0	0- 0	0- 0	NEUTRAL	0- 0	0- 0	0- 0				

RPI 1-25				RPI 26-50				RPI 51-100				RPI 101+ Team's RPI: 137			
RPI	S	Opponent	Score	RPI	S	Opponent	Score	RPI	S	Opponent	Score	RPI	S	Opponent	Score
1	H	UConn	48 84	44	H	Virginia Tech	64 67	68	A	Buffalo	65 66	101	A	SMU	58 63
								98	H	UC Davis	71 77	128	H	Rider	49 30
												130	H	Tulsa	62 73
												132	A	East Carolina	54 42
												157	A	Cincinnati	57 63
												157	H	Cincinnati	64 44
												161	A	Houston	62 48
												163	H	Omaha	81 41
												168	A	Memphis	59 65
												168	H	Memphis	62 65
												237	A	Butler	66 59
												247	H	Bethune-Cookman	70 43
												248	H	Austin Peay	61 43
												250	H	South Ala.	70 58
												257	A	Ga. Southern	74 54
												270	A	FIU	69 52
												279	A	Davidson	57 38
												291	H	Gardner-Webb	66 52
LAST 12 Division I GAMES:															
101	A	SMU	58 63	168	H	Memphis	62 65								
168	A	Memphis	59 65	157	A	Cincinnati	57 63								
157	H	Cincinnati	64 44	1	H	UConn	48 84								
130	H	Tulsa	62 73	98	H	UC Davis	71 77								
132	A	East Carolina	54 42	163	H	Omaha	81 41								
161	A	Houston	62 48	257	A	Ga. Southern	74 54								

Non-Div I Games:

UCF

■ Loss,
 ■ Non-Conf,
 S Site,
 ■ Home
 ■ Away
 N Neutral

Average RPI Win:	119	WON-LOST	WINNING	LAST 10	STRENGTH OF	OPP. STRENGTH	TEAM	ADJ.	CONF.	ADJ CONF.
Average RPI Loss:	23	RECORD	PCT. RANK	GAMES	SCHEDULE	OF SCHEDULE	RPI	RPI	RPI	RPI
DIV. I ONLY	18- 5	23	7- 3	17	13	11	11	1	1	
DIV. I NON-CONF.	9- 2	37	0- 0	47	79	12	12	1	1	
<hr/>										
TOTALS	RPI 1-25	RPI 26-50	W-L RECORDS	RPI 51-100	RPI 101-150	RPI 150+				
18- 5	3- 3	3- 1	OVERALL	5- 1	1- 0	6- 0				
12- 0	2- 0	2- 0	HOME	3- 0	1- 0	4- 0				
4- 5	1- 3	0- 1	AWAY	1- 1	0- 0	2- 0				
2- 0	0- 0	1- 0	NEUTRAL	1- 0	0- 0	0- 0				
9- 2	0- 2	2- 0	NON-CONFERENCE	1- 0	0- 0	6- 0				
5- 0	0- 0	1- 0	HOME	0- 0	0- 0	4- 0				
2- 2	0- 2	0- 0	AWAY	0- 0	0- 0	2- 0				
2- 0	0- 0	1- 0	NEUTRAL	1- 0	0- 0	0- 0				
9- 3	3- 1	1- 1	CONFERENCE	4- 1	1- 0	0- 0				
7- 0	2- 0	1- 0	HOME	3- 0	1- 0	0- 0				
2- 3	1- 1	0- 1	AWAY	1- 1	0- 0	0- 0				
0- 0	0- 0	0- 0	NEUTRAL	0- 0	0- 0	0- 0				

RPI 1-25				Team's RPI: 11	RPI 26-50				RPI 51-100				RPI 101+			
RPI	S	Opponent	Score		RPI	S	Opponent	Score	RPI	S	Opponent	Score	RPI	S	Opponent	Score
3	A	South Carolina	57 66		29	H	Michigan	84 64	56	A	Washington St.	73 82	125	H	Arizona	69 49
7	H	Oregon St.	66 56		37	H	Oregon	79 63	70	H	Utah	67 56	209	H	Pacific	82 55
8	A	Baylor	70 84		40	A	California	77 80	75	A	Southern California	74 59	233	H	Southern U.	95 47
9	A	Washington	70 82		50	N	Iowa	78 65	75	H	Southern California	71 67	236	H	Hawaii	72 49
12	A	Stanford	85 76						87	N	Toledo	75 73	245	A	UC Santa Barbara	71 52
24	H	Arizona St.	69 60						88	H	Colorado	87 74	267	H	Cal Poly	80 64
													278	A	N.C. A&T	83 42
<hr/>																
LAST 12 Division I GAMES:																
12	A	Stanford	85 76		37	H	Oregon	79 63								
40	A	California	77 80		7	H	Oregon St.	66 56								
125	H	Arizona	69 49		9	A	Washington	70 82								
24	H	Arizona St.	69 60		56	A	Washington St.	73 82								
75	H	Southern California	71 67		88	H	Colorado	87 74								
75	A	Southern California	74 59		70	H	Utah	67 56								

Non-Div I Games:

UCLA

■ Loss,
■ Non-Conf, S Site,
■ Home
■ Away
N Neutral

Average RPI Win:	67	WON-LOST	WINNING	LAST 10	STRENGTH OF	OPP. STRENGTH	TEAM	ADJ.	CONF.	ADJ CONF.
Average RPI Loss:	0	RECORD	PCT. RANK	GAMES	SCHEDULE	OF SCHEDULE	RPI	RPI	RPI	RPI
DIV. I ONLY	22- 0	1	10- 0	1	1	1	1	1	5	5
DIV. I NON-CONF.	12- 0	1	2- 0	1	1	1	1	1	5	5
TOTALS	RPI 1-25	RPI 26-50	W-L RECORDS	RPI 51-100	RPI 101-150	RPI 150+				
22- 0	8- 0	4- 0	OVERALL	2- 0	6- 0	2- 0				
10- 0	2- 0	3- 0	HOME	2- 0	2- 0	1- 0				
11- 0	5- 0	1- 0	AWAY	0- 0	4- 0	1- 0				
1- 0	1- 0	0- 0	NEUTRAL	0- 0	0- 0	0- 0				
12- 0	7- 0	2- 0	NON-CONFERENCE	2- 0	0- 0	1- 0				
5- 0	2- 0	1- 0	HOME	2- 0	0- 0	0- 0				
6- 0	4- 0	1- 0	AWAY	0- 0	0- 0	1- 0				
1- 0	1- 0	0- 0	NEUTRAL	0- 0	0- 0	0- 0				
10- 0	1- 0	2- 0	CONFERENCE	0- 0	6- 0	1- 0				
5- 0	0- 0	2- 0	HOME	0- 0	2- 0	1- 0				
5- 0	1- 0	0- 0	AWAY	0- 0	4- 0	0- 0				
0- 0	0- 0	0- 0	NEUTRAL	0- 0	0- 0	0- 0				

RPI	S	Opponent	Score	RPI	S	Opponent	Score	RPI	S	Opponent	Score	RPI	S	Opponent	Score
2	A	Notre Dame	72 61	26	A	LSU	76 53	61	H	Dayton	98 65	101	A	SMU	88 48
5	A	Florida St.	78 76	27	H	South Fla.	102 37	95	H	Chattanooga	80 43	130	A	Tulsa	98 58
6	N	Texas	72 54	31	H	Ohio St.	82 63					130	H	Tulsa	96 50
8	H	Baylor	72 61	38	H	Tulane	100 56					132	A	East Carolina	91 44
15	H	DePaul	91 46									132	H	East Carolina	90 45
17	A	Maryland	87 81									137	A	UCF	84 48
21	A	Kansas St.	75 58									161	H	Houston	91 42
23	A	Temple	97 69									179	A	Nebraska	84 41
LAST 12 Division I GAMES:															
130	H	Tulsa	96 50	101	A	SMU	88 48								
23	A	Temple	97 69	27	H	South Fla.	102 37								
161	H	Houston	91 42	132	H	East Carolina	90 45								
132	A	East Carolina	91 44	137	A	UCF	84 48								
38	H	Tulane	100 56	17	A	Maryland	87 81								
130	A	Tulsa	98 58	179	A	Nebraska	84 41								

Non-Div I Games:

UConn

Average RPI Win:	236	WON-LOST	WINNING	LAST 10	STRENGTH OF	OPP. STRENGTH	TEAM	ADJ.	CONF.	ADJ CONF.
Average RPI Loss:	168	RECORD	PCT. RANK	GAMES	SCHEDULE	OF SCHEDULE	RPI	RPI	RPI	RPI
DIV. I ONLY	10- 12	202	6- 4	243	241	230	230	22	22	
DIV. I NON-CONF.	4- 8	230	2- 0	271	282	288	288	22	22	
TOTALS	RPI 1-25	RPI 26-50	W-L RECORDS	RPI 51-100	RPI 101-150	RPI 150+				
10- 12	0- 1	0- 0	OVERALL	0- 2	3- 1	7- 8				
6- 6	0- 0	0- 0	HOME	0- 0	1- 0	5- 6				
3- 6	0- 1	0- 0	AWAY	0- 2	2- 1	1- 2				
1- 0	0- 0	0- 0	NEUTRAL	0- 0	0- 0	1- 0				
4- 8	0- 1	0- 0	NON-CONFERENCE	0- 1	1- 0	3- 6				
1- 5	0- 0	0- 0	HOME	0- 0	0- 0	1- 5				
2- 3	0- 1	0- 0	AWAY	0- 1	1- 0	1- 1				
1- 0	0- 0	0- 0	NEUTRAL	0- 0	0- 0	1- 0				
6- 4	0- 0	0- 0	CONFERENCE	0- 1	2- 1	4- 2				
5- 1	0- 0	0- 0	HOME	0- 0	1- 0	4- 1				
1- 3	0- 0	0- 0	AWAY	0- 1	1- 1	0- 1				
0- 0	0- 0	0- 0	NEUTRAL	0- 0	0- 0	0- 0				

RPI 1-25				RPI 26-50				RPI 51-100				RPI 101+ Team's RPI: 230			
RPI	S	Opponent	Score	RPI	S	Opponent	Score	RPI	S	Opponent	Score	RPI	S	Opponent	Score
17	A	Maryland	42 92					69	A	Virginia	30 56	118	A	Maine	40 72
								99	A	New Hampshire	50 60	118	H	Maine	66 62
												142	A	Columbia	67 56
												148	A	Albany (NY)	64 56
												164	H	Towson	48 59
												166	H	Hartford	73 80
												174	H	Princeton	58 69
												175	A	American	53 70
												205	A	Binghamton	62 69
												205	H	Binghamton	53 45
												240	H	UMES	57 70
												241	H	Loyola Maryland	65 70
												251	H	Stony Brook	67 61
												265	N	Liberty	62 51
												271	H	Vermont	69 66
												292	H	Coppin St.	73 63
												333	A	LIU Brooklyn	57 45
												339	H	UMass Lowell	79 72
												347	H	Morgan St.	61 69
LAST 12 Division I GAMES:															
118	H	Maine	66 62	271	H	Vermont	69 66	166	H	Hartford	73 80				
205	H	Binghamton	53 45					118	A	Maine	40 72				
99	A	New Hampshire	50 60					205	A	Binghamton	62 69				
251	H	Stony Brook	67 61					292	H	Coppin St.	73 63				
339	H	UMass Lowell	79 72					265	N	Liberty	62 51				
148	A	Albany (NY)	64 56												

Non-Div I Games: Gettysburg 71 51

UMBC

■ Loss,
 ■ Non-Conf,
 ■ S Site,
 ■ H Home
 ■ A Away
 N Neutral

Average RPI Win:	253	WON-LOST	WINNING	LAST 10	STRENGTH OF	OPP. STRENGTH	TEAM	ADJ.	CONF.	ADJ CONF.
Average RPI Loss:	218	RECORD	PCT. RANK	GAMES	SCHEDULE	OF SCHEDULE	RPI	RPI	RPI	RPI
DIV. I ONLY	8- 11	217	3- 7	303	321	240	240	32	32	
DIV. I NON-CONF.	5- 5	165	1- 2	175	253	115	115	31	31	
TOTALS	RPI 1-25	RPI 26-50	W-L RECORDS	RPI 51-100	RPI 101-150	RPI 150+				
8- 11	0- 1	0- 1	OVERALL	0- 1	0- 1	8- 7				
1- 4	0- 0	0- 0	HOME	0- 0	0- 0	1- 4				
6- 7	0- 1	0- 1	AWAY	0- 1	0- 1	6- 3				
1- 0	0- 0	0- 0	NEUTRAL	0- 0	0- 0	1- 0				
5- 5	0- 1	0- 1	NON-CONFERENCE	0- 1	0- 1	5- 1				
1- 0	0- 0	0- 0	HOME	0- 0	0- 0	1- 0				
3- 5	0- 1	0- 1	AWAY	0- 1	0- 1	3- 1				
1- 0	0- 0	0- 0	NEUTRAL	0- 0	0- 0	1- 0				
3- 6	0- 0	0- 0	CONFERENCE	0- 0	0- 0	3- 6				
0- 4	0- 0	0- 0	HOME	0- 0	0- 0	0- 4				
3- 2	0- 0	0- 0	AWAY	0- 0	0- 0	3- 2				
0- 0	0- 0	0- 0	NEUTRAL	0- 0	0- 0	0- 0				

RPI 1-25				RPI 26-50				RPI 51-100				RPI 101+ Team's RPI: 240			
RPI	S	Opponent	Score	RPI	S	Opponent	Score	RPI	S	Opponent	Score	RPI	S	Opponent	Score
17	A	Maryland	61 106	36	A	North Carolina St.	58 77	69	A	Virginia	50 60	132	A	East Carolina	58 66
												154	A	Hampton	68 65
												213	N	Saint Francis (PA)	90 82
												230	A	UMBC	70 57
												247	A	Bethune-Cookman	59 56
												252	H	Howard	71 72
												254	H	UNCG	60 53
												259	H	Savannah St.	58 59
												278	A	N.C. A&T	60 57
												292	H	Coppin St.	49 55
												317	A	USC Upstate	63 76
												318	A	Mt. St. Mary's	63 52
												330	A	Fla. Atlantic	76 59
												340	A	Florida A&M	49 59
												341	H	South Carolina St.	60 67
												344	A	N.C. Central	59 68
LAST 12 Division I GAMES:															
292	H	Coppin St.	49 55	252	H	Howard	71 72								
154	A	Hampton	68 65	278	A	N.C. A&T	60 57								
259	H	Savannah St.	58 59	344	A	N.C. Central	59 68								
341	H	South Carolina St.	60 67	317	A	USC Upstate	63 76								
340	A	Florida A&M	49 59	69	A	Virginia	50 60								
247	A	Bethune-Cookman	59 56	330	A	Fla. Atlantic	76 59								

Non-Div I Games: Cheyney 75 38

UMES

■ Loss,
 ■ Non-Conf,
 ■ S Site,
 ■ Home
 ■ A Away
 N Neutral

Average RPI Win:	252	WON-LOST	WINNING	LAST 10	STRENGTH OF	OPP. STRENGTH	TEAM	ADJ.	CONF.	ADJ CONF.
Average RPI Loss:	190	RECORD	PCT. RANK	GAMES	SCHEDULE	OF SCHEDULE	RPI	RPI	RPI	RPI
DIV. I ONLY	4- 15	313	1- 9	172	338	310	310	29	29	
DIV. I NON-CONF.	3- 8	262	0- 4	173	275	266	266	29	29	
TOTALS	RPI 1-25	RPI 26-50	W-L RECORDS	RPI 51-100	RPI 101-150	RPI 150+				
4- 15	0- 0	0- 0	OVERALL	0- 2	1- 1	3- 12				
2- 9	0- 0	0- 0	HOME	0- 2	0- 1	2- 6				
2- 6	0- 0	0- 0	AWAY	0- 0	1- 0	1- 6				
0- 0	0- 0	0- 0	NEUTRAL	0- 0	0- 0	0- 0				
3- 8	0- 0	0- 0	NON-CONFERENCE	0- 2	1- 1	2- 5				
1- 6	0- 0	0- 0	HOME	0- 2	0- 1	1- 3				
2- 2	0- 0	0- 0	AWAY	0- 0	1- 0	1- 2				
0- 0	0- 0	0- 0	NEUTRAL	0- 0	0- 0	0- 0				
1- 7	0- 0	0- 0	CONFERENCE	0- 0	0- 0	1- 7				
1- 3	0- 0	0- 0	HOME	0- 0	0- 0	1- 3				
0- 4	0- 0	0- 0	AWAY	0- 0	0- 0	0- 4				
0- 0	0- 0	0- 0	NEUTRAL	0- 0	0- 0	0- 0				

RPI	S	Opponent	Score	RPI	S	Opponent	Score	RPI	S	Opponent	Score	RPI	S	Opponent	Score	Team's RPI: 310
77	H	Northern Ill.	75	86	89	H	Western Ill.	65	78	130	H	Tulsa	70	80		
										135	A	Abilene Christian	71	68		
										162	H	Western Mich.	54	66		
										163	H	Omaha	57	80		
										169	A	La Salle	59	64		
										183	H	Southern Ill.	69	77		
										193	A	Wichita St.	56	54		
										196	A	New Mexico St.	72	78		
										196	H	New Mexico St.	43	60		
										215	H	Seattle U	65	75		
										223	A	Grand Canyon	64	75		
										251	A	Stony Brook	55	57		
										253	A	UTRGV	39	74		
										253	H	UTRGV	52	63		
										289	A	CSU Bakersfield	33	52		
										331	H	Utah Valley	66	63		
										347	H	Morgan St.	64	56		
LAST 12 Division I GAMES:																
253	H	UTRGV	52	63	253	A	UTRGV	39	74							
289	A	CSU Bakersfield	33	52	196	A	New Mexico St.	72	78							
223	A	Grand Canyon	64	75	251	A	Stony Brook	55	57							
196	H	New Mexico St.	43	60	169	A	La Salle	59	64							
331	H	Utah Valley	66	63	77	H	Northern Ill.	75	86							
215	H	Seattle U	65	75	183	H	Southern Ill.	69	77							

Non-Div I Games: Cent. Christian (KS111 43 Mo.-St. Louis 60 45

UMKC

Loss, Non-Conf, S Site, H Home A Away N Neutral

Average RPI Win:	289	WON-LOST	WINNING	LAST 10	STRENGTH OF	OPP. STRENGTH	TEAM	ADJ.	CONF.	ADJ CONF.
Average RPI Loss:	198	RECORD	PCT. RANK	GAMES	SCHEDULE	OF SCHEDULE	RPI	RPI	RPI	RPI
DIV. I ONLY	2- 21	343	0- 10	269	273	339	339	22	22	
DIV. I NON-CONF.	2- 10	305	0- 0	303	325	344	344	22	22	
TOTALS	RPI 1-25	RPI 26-50	W-L RECORDS	RPI 51-100	RPI 101-150	RPI 150+				
2- 21	0- 1	0- 0	OVERALL	0- 2	0- 4	2- 14				
2- 9	0- 0	0- 0	HOME	0- 1	0- 2	2- 6				
0- 12	0- 1	0- 0	AWAY	0- 1	0- 2	0- 8				
0- 0	0- 0	0- 0	NEUTRAL	0- 0	0- 0	0- 0				
2- 10	0- 1	0- 0	NON-CONFERENCE	0- 1	0- 1	2- 7				
2- 3	0- 0	0- 0	HOME	0- 0	0- 0	2- 3				
0- 7	0- 1	0- 0	AWAY	0- 1	0- 1	0- 4				
0- 0	0- 0	0- 0	NEUTRAL	0- 0	0- 0	0- 0				
0- 11	0- 0	0- 0	CONFERENCE	0- 1	0- 3	0- 7				
0- 6	0- 0	0- 0	HOME	0- 1	0- 2	0- 3				
0- 5	0- 0	0- 0	AWAY	0- 0	0- 1	0- 4				
0- 0	0- 0	0- 0	NEUTRAL	0- 0	0- 0	0- 0				

RPI 1-25				RPI 26-50				RPI 51-100				RPI 101+ Team's RPI: 339			
RPI	S	Opponent	Score	RPI	S	Opponent	Score	RPI	S	Opponent	Score	RPI	S	Opponent	Score
17	A	Maryland	44 100					53	A	Indiana	45 79	118	H	Maine	44 65
								99	H	New Hampshire	57 76	142	A	Columbia	57 76
												148	A	Albany (NY)	69 93
												148	H	Albany (NY)	60 79
												164	A	Towson	56 90
												166	A	Hartford	59 80
												181	H	Fairfield	41 65
												205	A	Binghamton	54 69
												205	H	Binghamton	48 58
												230	A	UMBC	72 79
												231	H	Colgate	82 77
												251	A	Stony Brook	53 83
												251	H	Stony Brook	44 86
												271	H	Vermont	46 61
												275	A	Boston U.	56 66
												299	H	Rhode Island	57 64
												300	A	Bryant	62 73
												304	A	Holy Cross	47 62
												335	H	Longwood	59 72
												346	H	Fairleigh Dickinson	61 55
LAST 12 Division I GAMES:															
251	H	Stony Brook	44 86	251	A	Stony Brook	53 83								
205	A	Binghamton	54 69	166	A	Hartford	59 80								
148	H	Albany (NY)	60 79	118	H	Maine	44 65								
99	H	New Hampshire	57 76	205	H	Binghamton	48 58								
230	A	UMBC	72 79	148	A	Albany (NY)	69 93								
271	H	Vermont	46 61	300	A	Bryant	62 73								

Non-Div I Games: Keene St. 74 48

UMass Lowell

■ Loss,
■ Non-Conf,
■ S Site,
■ H Home
■ A Away
N Neutral

UNC Asheville

Through Games Of Feb. 6, 2017

Average RPI Win:	281	WON-LOST	WINNING	LAST 10	STRENGTH OF	OPP. STRENGTH	TEAM	ADJ.	CONF.	ADJ CONF.
Average RPI Loss:	186	RECORD	PCT. RANK	GAMES	SCHEDULE	OF SCHEDULE	RPI	RPI	RPI	RPI
DIV. I ONLY	10- 10	168	5- 5	308	305	225	225	28	28	
DIV. I NON-CONF.	5- 5	165	0- 2	216	268	167	167	28	28	
TOTALS	RPI 1-25	RPI 26-50	W-L RECORDS	RPI 51-100	RPI 101-150	RPI 150+				
10- 10	0- 0	0- 2	OVERALL	0- 0	0- 2	10- 6				
5- 3	0- 0	0- 0	HOME	0- 0	0- 1	5- 2				
5- 6	0- 0	0- 1	AWAY	0- 0	0- 1	5- 1				
0- 1	0- 0	0- 1	NEUTRAL	0- 0	0- 0	0- 0				
5- 5	0- 0	0- 2	NON-CONFERENCE	0- 0	0- 1	5- 2				
3- 0	0- 0	0- 0	HOME	0- 0	0- 0	3- 0				
2- 4	0- 0	0- 1	AWAY	0- 0	0- 1	2- 2				
0- 1	0- 0	0- 1	NEUTRAL	0- 0	0- 0	0- 0				
5- 5	0- 0	0- 0	CONFERENCE	0- 0	0- 1	5- 4				
2- 3	0- 0	0- 0	HOME	0- 0	0- 1	2- 2				
3- 2	0- 0	0- 0	AWAY	0- 0	0- 0	3- 2				
0- 0	0- 0	0- 0	NEUTRAL	0- 0	0- 0	0- 0				

RPI 1-25			RPI 26-50			RPI 51-100			RPI 101+ Team's RPI: 225		
RPI	S	Opponent	Score	RPI	S	Opponent	Score	RPI	S	Opponent	Score
				35	N	Harvard	62 79	113	A	Fordham	42 55
				44	A	Virginia Tech	52 71	127	H	Radford	62 64
								186	A	Appalachian St.	51 81
								222	H	Campbell	55 61
								238	H	Wofford	84 65
								244	A	Presbyterian	67 60
								254	A	UNCG	77 63
								255	A	Furman	51 63
								265	H	Liberty	64 54
								274	H	Charleston So.	56 47
								276	H	Tennessee Tech	77 65
								286	H	Western Caro.	62 53
								291	A	Gardner-Webb	52 55
								293	A	High Point	70 81
								293	H	High Point	60 76
								317	A	USC Upstate	70 59
								323	A	Winthrop	68 53
								335	A	Longwood	80 53
LAST 12 Division I GAMES:											
293	A	High Point	70 81	293	H	High Point	60 76				
274	H	Charleston So.	56 47	323	A	Winthrop	68 53				
127	H	Radford	62 64	335	A	Longwood	80 53				
244	A	Presbyterian	67 60	222	H	Campbell	55 61				
265	H	Liberty	64 54	113	A	Fordham	42 55				
291	A	Gardner-Webb	52 55	35	N	Harvard	62 79				

Non-Div I Games: Warren Wilson 113 51

UNC Asheville

■ Loss,
 ■ Non-Conf,
 ■ S Site,
 ■ H Home
 ■ A Away
 N Neutral

Average RPI Win:	278	WON-LOST	WINNING	LAST 10	STRENGTH OF	OPP. STRENGTH	TEAM	ADJ.	CONF.	ADJ CONF.
Average RPI Loss:	189	RECORD	PCT. RANK	GAMES	SCHEDULE	OF SCHEDULE	RPI	RPI	RPI	RPI
DIV. I ONLY	9- 11	209	5- 5	268	327	254	254	18	18	
DIV. I NON-CONF.	5- 6	186	3- 0	304	348	265	265	21	21	
TOTALS	RPI 1-25	RPI 26-50	W-L RECORDS	RPI 51-100	RPI 101-150	RPI 150+				
9- 11	0- 0	0- 0	OVERALL	0- 1	0- 3	9- 7				
6- 4	0- 0	0- 0	HOME	0- 0	0- 2	6- 2				
3- 7	0- 0	0- 0	AWAY	0- 1	0- 1	3- 5				
0- 0	0- 0	0- 0	NEUTRAL	0- 0	0- 0	0- 0				
5- 6	0- 0	0- 0	NON-CONFERENCE	0- 0	0- 2	5- 4				
2- 3	0- 0	0- 0	HOME	0- 0	0- 1	2- 2				
3- 3	0- 0	0- 0	AWAY	0- 0	0- 1	3- 2				
0- 0	0- 0	0- 0	NEUTRAL	0- 0	0- 0	0- 0				
4- 5	0- 0	0- 0	CONFERENCE	0- 1	0- 1	4- 3				
4- 1	0- 0	0- 0	HOME	0- 0	0- 1	4- 0				
0- 4	0- 0	0- 0	AWAY	0- 1	0- 0	0- 3				
0- 0	0- 0	0- 0	NEUTRAL	0- 0	0- 0	0- 0				

RPI 1-25			RPI 26-50			RPI 51-100			RPI 101+			Team's RPI: 254
RPI	S	Opponent	Score	RPI	S	Opponent	Score	RPI	S	Opponent	Score	
						95 A Chattanooga	55 58					
								103 H Mercer			64 77	
								123 A VCU			54 65	
								127 H Radford			54 70	
								187 A ETSU			52 60	
								225 H UNC Asheville			63 77	
								226 H Samford			64 40	
								238 A Wofford			48 54	
								238 H Wofford			67 61	
								240 A UMES			53 60	
								244 H Presbyterian			62 69	
								246 A Murray St.			70 81	
								255 A Furman			55 65	
								255 H Furman			65 52	
								268 H Norfolk St.			59 52	
								276 A Tennessee Tech			65 59	
								286 H Western Caro.			62 45	
								293 A High Point			69 67	
								315 H Eastern Ky.			81 66	
								344 A N.C. Central			64 51	
LAST 12 Division I GAMES:												
255	H	Furman	65 52	103	H	Mercer	64 77					
238	H	Wofford	67 61	238	A	Wofford	48 54					
286	H	Western Caro.	62 45	255	A	Furman	55 65					
95	A	Chattanooga	55 58	293	A	High Point	69 67					
187	A	ETSU	52 60	315	H	Eastern Ky.	81 66					
226	H	Samford	64 40	268	H	Norfolk St.	59 52					

Non-Div I Games: Barton 70 48 Greensboro 83 26 UNC Pembroke 72 69 Brevard 77 34

UNCG

Loss, Non-Conf, S Site, H Home A Away N Neutral

U

W

U

W

U

Average RPI Loss: 72

Average RPI Win: 188		WON-LOST	WINNING	LAST 10	STRENGTH OF	OPP. STRENGTH	TEAM	ADJ.	CONF.	ADJ CONF.
Average RPI Loss: 72		RECORD	PCT. RANK	GAMES	SCHEDULE	OF SCHEDULE	RPI	RPI	RPI	RPI
DIV. I ONLY		15- 6	63	8- 2	117	104	57	57	16	16
DIV. I NON-CONF.		6- 4	126	1- 0	23	16	44	44	14	14
TOTALS		RPI 1-25	RPI 26-50	W-L RECORDS	RPI 51-100	RPI 101-150	RPI 150+			
15- 6	2- 0	0- 3	OVERALL	1- 2	2- 0	10- 1				
7- 2	2- 0	0- 2	HOME	0- 0	1- 0	4- 0				
6- 4	0- 0	0- 1	AWAY	1- 2	0- 0	5- 1				
2- 0	0- 0	0- 0	NEUTRAL	0- 0	1- 0	1- 0				
6- 4	2- 0	0- 2	NON-CONFERENCE	1- 2	2- 0	1- 0				
3- 1	2- 0	0- 1	HOME	0- 0	1- 0	0- 0				
1- 3	0- 0	0- 1	AWAY	1- 2	0- 0	0- 0				
2- 0	0- 0	0- 0	NEUTRAL	0- 0	1- 0	1- 0				
9- 2	0- 0	0- 1	CONFERENCE	0- 0	0- 0	9- 1				
4- 1	0- 0	0- 1	HOME	0- 0	0- 0	4- 0				
5- 1	0- 0	0- 0	AWAY	0- 0	0- 0	5- 1				
0- 0	0- 0	0- 0	NEUTRAL	0- 0	0- 0	0- 0				

RPI 1-25				RPI 26-50				RPI 51-100				Team's RPI: 57				RPI 101+			
RPI	S	Opponent	Score	RPI	S	Opponent	Score	RPI	S	Opponent	Score	RPI	S	Opponent	Score	RPI	S	Opponent	Score
21	H	Kansas St.	67 59	32	H	Drake	79 88	55	A	Oklahoma St.	57 81	139	H	North Dakota	74 53				
22	H	Creighton	50 49	39	H	South Dakota St.	50 61	71	A	Iowa St.	68 76	140	N	Idaho	76 74				
				50	A	Iowa	39 88	76	A	IUPUI	69 62	152	A	Missouri St.	61 54				
												183	A	Southern Ill.	59 64				
												183	H	Southern Ill.	79 49				
												193	A	Wichita St.	63 61				
												198	H	Indiana St.	59 47				
												227	A	Bradley	72 53				
												269	A	Evansville	62 36				
												269	H	Evansville	54 40				
												302	N	Denver	79 68				
												316	H	Loyola Chicago	68 30				
												319	A	Illinois St.	78 40				
LAST 12 Division I GAMES:																			
				183	A	Southern Ill.	59 64	319	A	Illinois St.	78 40								
				269	A	Evansville	62 36	269	H	Evansville	54 40								
				32	H	Drake	79 88	183	H	Southern Ill.	79 49								
				316	H	Loyola Chicago	68 30	193	A	Wichita St.	63 61								
				198	H	Indiana St.	59 47	152	A	Missouri St.	61 54								
				227	A	Bradley	72 53	21	H	Kansas St.	67 59								

Non-Div I Games:	Wis.-Parkside	72	57
------------------	---------------	----	----

UNI

■ Loss, ■ Non-Conf, S Site, H Home A Away N Neutral

Average RPI Win:	181	WON-LOST	WINNING	LAST 10	STRENGTH OF	OPP. STRENGTH	TEAM	ADJ.	CONF.	ADJ CONF.
Average RPI Loss:	101	RECORD	PCT. RANK	GAMES	SCHEDULE	OF SCHEDULE	RPI	RPI	RPI	RPI
DIV. I ONLY	14- 8	106	6- 4	75	145	79	79	13	13	
DIV. I NON-CONF.	8- 3	67	0- 1	102	153	69	69	15	15	
TOTALS	RPI 1-25	RPI 26-50	W-L RECORDS	RPI 51-100	RPI 101-150	RPI 150+				
14- 8	0- 1	0- 1	OVERALL	3- 3	4- 1	7- 2				
7- 2	0- 0	0- 0	HOME	2- 1	2- 0	3- 1				
5- 3	0- 0	0- 0	AWAY	1- 1	1- 1	3- 1				
2- 3	0- 1	0- 1	NEUTRAL	0- 1	1- 0	1- 0				
8- 3	0- 1	0- 1	NON-CONFERENCE	2- 1	1- 0	5- 0				
4- 0	0- 0	0- 0	HOME	2- 0	0- 0	2- 0				
2- 0	0- 0	0- 0	AWAY	0- 0	0- 0	2- 0				
2- 3	0- 1	0- 1	NEUTRAL	0- 1	1- 0	1- 0				
6- 5	0- 0	0- 0	CONFERENCE	1- 2	3- 1	2- 2				
3- 2	0- 0	0- 0	HOME	0- 1	2- 0	1- 1				
3- 3	0- 0	0- 0	AWAY	1- 1	1- 1	1- 1				
0- 0	0- 0	0- 0	NEUTRAL	0- 0	0- 0	0- 0				

RPI 1-25				RPI 26-50				RPI 51-100				Team's RPI: 79	RPI 101+			
RPI	S	Opponent	Score	RPI	S	Opponent	Score	RPI	S	Opponent	Score		RPI	S	Opponent	Score
7	N	Oregon St.	59 62	27	N	South Fla.	42 77	65	A	Colorado St.	41 44		104	A	Wyoming	57 79
								65	H	Colorado St.	37 57		104	H	Wyoming	51 46
								75	H	Southern California	77 66		140	N	Idaho	73 61
								85	A	Boise St.	58 55		145	A	New Mexico	61 52
								96	H	Ole Miss	64 57		145	H	New Mexico	56 42
								100	N	BYU	54 63		161	H	Houston	64 53
													196	N	New Mexico St.	52 47
													201	H	Utah St.	55 53
													207	H	San Jose St.	65 76
													234	A	San Diego St.	68 87
													235	H	Tennessee St.	69 48
													308	A	Pepperdine	68 61
													313	A	Air Force	60 56
													327	A	UC Irvine	62 46
LAST 12 Division I GAMES:																
				65	A	Colorado St.	41 44					145	H	New Mexico	56 42	
				145	A	New Mexico	61 52					201	H	Utah St.	55 53	
				207	H	San Jose St.	65 76					85	A	Boise St.	58 55	
				104	H	Wyoming	51 46					104	A	Wyoming	57 79	
				313	A	Air Force	60 56					65	H	Colorado St.	37 57	
				234	A	San Diego St.	68 87					27	N	South Fla.	42 77	

Non-Div I Games: Concordia (CA) 102 46

UNLV

■ Loss,
■ Non-Conf, S Site,
■ Home
■ Away
N Neutral

Average RPI Win:	295	WON-LOST	WINNING	LAST 10	STRENGTH OF	OPP. STRENGTH	TEAM	ADJ.	CONF.	ADJ CONF.
Average RPI Loss:	197	RECORD	PCT. RANK	GAMES	SCHEDULE	OF SCHEDULE	RPI	RPI	RPI	RPI
DIV. I ONLY	5- 15	301	3- 7	298	300	317	317	24	24	
DIV. I NON-CONF.	4- 8	230	2- 2	283	335	285	285	23	23	
TOTALS	RPI 1-25	RPI 26-50	W-L RECORDS	RPI 51-100	RPI 101-150	RPI 150+				
5- 15	0- 0	0- 0	OVERALL	0- 4	0- 2	5- 9				
2- 7	0- 0	0- 0	HOME	0- 1	0- 1	2- 5				
3- 8	0- 0	0- 0	AWAY	0- 3	0- 1	3- 4				
0- 0	0- 0	0- 0	NEUTRAL	0- 0	0- 0	0- 0				
4- 8	0- 0	0- 0	NON-CONFERENCE	0- 2	0- 1	4- 5				
1- 4	0- 0	0- 0	HOME	0- 0	0- 1	1- 3				
3- 4	0- 0	0- 0	AWAY	0- 2	0- 0	3- 2				
0- 0	0- 0	0- 0	NEUTRAL	0- 0	0- 0	0- 0				
1- 7	0- 0	0- 0	CONFERENCE	0- 2	0- 1	1- 4				
1- 3	0- 0	0- 0	HOME	0- 1	0- 0	1- 2				
0- 4	0- 0	0- 0	AWAY	0- 1	0- 1	0- 2				
0- 0	0- 0	0- 0	NEUTRAL	0- 0	0- 0	0- 0				

RPI S	Opponent	Score	RPI S	Opponent	Score	RPI S	Opponent	Score	RPI S	Opponent	Score	Team's RPI: 317
						64	A West Virginia	33 91	134	A Stetson	68 80	
						81	H Jacksonville	47 65	136	H William & Mary	46 49	
						90	A FGCU	43 93	192	A Illinois	57 77	
						94	A Purdue	41 71	222	H Campbell	41 56	
									225	H UNC Asheville	59 70	
									240	H UMES	76 63	
									244	A Presbyterian	55 48	
									255	A Furman	37 57	
									281	H North Florida	67 78	
									291	H Gardner-Webb	53 57	
									294	A Kennesaw St.	67 74	
									294	H Kennesaw St.	71 79	
									295	A Lipscomb	77 84	
									306	H NJIT	75 58	
									341	A South Carolina St.	73 67	
									344	A N.C. Central	68 58	
LAST 12 Division I GAMES:												
294	A	Kennesaw St.	67	74	81	H	Jacksonville	47	65			
295	A	Lipscomb	77	84	306	H	NJIT	75	58			
294	H	Kennesaw St.	71	79	344	A	N.C. Central	68	58			
90	A	FGCU	43	93	240	H	UMES	76	63			
134	A	Stetson	68	80	225	H	UNC Asheville	59	70			
281	H	North Florida	67	78	222	H	Campbell	41	56			

Non-Div I Games: Bob Jones 92 50 Converse 93 35 Warren Wilson 91 53

USC Upstate

Loss, Non-Conf, S Site, H Home A Away N Neutral

Average RPI Win:	203	WON-LOST	WINNING	LAST 10	STRENGTH OF	OPP. STRENGTH	TEAM	ADJ.	CONF.	ADJ CONF.
Average RPI Loss:	96	RECORD	PCT. RANK	GAMES	SCHEDULE	OF SCHEDULE	RPI	RPI	RPI	RPI
DIV. I ONLY	13- 5	61	8- 2	139	175	73	73	21	21	
DIV. I NON-CONF.	5- 3	121	0- 1	63	56	62	62	19	19	
TOTALS	RPI 1-25	RPI 26-50	W-L RECORDS	RPI 51-100	RPI 101-150	RPI 150+				
13- 5	0- 1	0- 0	OVERALL	1- 1	1- 2	11- 1				
6- 2	0- 0	0- 0	HOME	0- 0	1- 1	5- 1				
6- 3	0- 1	0- 0	AWAY	1- 1	0- 1	5- 0				
1- 0	0- 0	0- 0	NEUTRAL	0- 0	0- 0	1- 0				
5- 3	0- 1	0- 0	NON-CONFERENCE	1- 1	1- 1	3- 0				
2- 1	0- 0	0- 0	HOME	0- 0	1- 1	1- 0				
2- 2	0- 1	0- 0	AWAY	1- 1	0- 0	1- 0				
1- 0	0- 0	0- 0	NEUTRAL	0- 0	0- 0	1- 0				
8- 2	0- 0	0- 0	CONFERENCE	0- 0	0- 1	8- 1				
4- 1	0- 0	0- 0	HOME	0- 0	0- 0	4- 1				
4- 1	0- 0	0- 0	AWAY	0- 0	0- 1	4- 0				
0- 0	0- 0	0- 0	NEUTRAL	0- 0	0- 0	0- 0				

RPI 1-25				RPI 26-50				RPI 51-100				Team's RPI: 73		RPI 101+			
RPI	S	Opponent	Score	RPI	S	Opponent	Score	RPI	S	Opponent	Score		RPI	S	Opponent	Score	
21	A	Kansas St.	49 62					62	A	Texas Tech	60 79		105	A	Troy	68 85	
								82	A	Western Ky.	71 68		110	H	SFA	60 65	
													150	H	UTSA	75 54	
													180	A	Seton Hall	86 61	
													183	A	Texas St.	61 39	
													183	H	Texas St.	69 75	
													186	A	Appalachian St.	73 62	
													186	H	Appalachian St.	74 63	
													191	H	Louisiana	79 66	
													193	H	Wichita St.	74 70	
													234	N	San Diego St.	64 58	
													239	A	Coastal Caro.	70 41	
													239	H	Coastal Caro.	60 58	
													250	A	South Ala.	73 49	
													332	H	La.-Monroe	93 59	
LAST 12 Division I GAMES:																	
				183	H	Texas St.	69 75					250	A	South Ala.	73 49		
				186	A	Appalachian St.	73 62					183	A	Texas St.	61 39		
				239	A	Coastal Caro.	70 41					239	H	Coastal Caro.	60 58		
				332	H	La.-Monroe	93 59					186	H	Appalachian St.	74 63		
				191	H	Louisiana	79 66					62	A	Texas Tech	60 79		
				105	A	Troy	68 85					21	A	Kansas St.	49 62		

Non-Div I Games: Tex. A&M-Commerce 80 50 Eastern N.M. 65 48

UT Arlington

Loss, Non-Conf, S Site, H Home A Away N Neutral

U
T
M
a
r
t
i
nU
T
M
a
r
t
i
n

UT Martin

Page 316

U
T
E
P

U
T
E
P

UTEP

Page 317

Average RPI Win:	306	WON-LOST	WINNING	LAST 10	STRENGTH OF	OPP. STRENGTH	TEAM	ADJ.	CONF.	ADJ CONF.
Average RPI Loss:	142	RECORD	PCT. RANK	GAMES	SCHEDULE	OF SCHEDULE	RPI	RPI	RPI	RPI
DIV. I ONLY	12- 9	133	2- 2	348	114	253	253	29	29	
DIV. I NON-CONF.	7- 6	157	1- 1	336	42	213	213	29	29	
TOTALS	RPI 1-25	RPI 26-50	W-L RECORDS	RPI 51-100	RPI 101-150	RPI 150+				
12- 9	0- 2	0- 0	OVERALL	0- 1	0- 1	12- 5				
7- 2	0- 0	0- 0	HOME	0- 0	0- 0	7- 2				
4- 7	0- 2	0- 0	AWAY	0- 1	0- 1	4- 3				
1- 0	0- 0	0- 0	NEUTRAL	0- 0	0- 0	1- 0				
7- 6	0- 2	0- 0	NON-CONFERENCE	0- 1	0- 1	7- 2				
4- 1	0- 0	0- 0	HOME	0- 0	0- 0	4- 1				
2- 5	0- 2	0- 0	AWAY	0- 1	0- 1	2- 1				
1- 0	0- 0	0- 0	NEUTRAL	0- 0	0- 0	1- 0				
5- 3	0- 0	0- 0	CONFERENCE	0- 0	0- 0	5- 3				
3- 1	0- 0	0- 0	HOME	0- 0	0- 0	3- 1				
2- 2	0- 0	0- 0	AWAY	0- 0	0- 0	2- 2				
0- 0	0- 0	0- 0	NEUTRAL	0- 0	0- 0	0- 0				

RPI 1-25				RPI 26-50				RPI 51-100				RPI 101+ Team's RPI: 253			
RPI	S	Opponent	Score	RPI	S	Opponent	Score	RPI	S	Opponent	Score	RPI	S	Opponent	Score
6	A	Texas	61 85					55	A	Oklahoma St.	53 86	135	A	Abilene Christian	54 70
18	A	Oklahoma	59 92									161	H	Houston	52 68
												179	A	Nebraska	53 71
												200	N	North Texas	74 69
												215	H	Seattle U	54 67
												223	A	Grand Canyon	59 60
												282	H	North Dakota St.	81 67
												285	H	Prairie View	82 74
												289	A	CSU Bakersfield	46 74
												303	A	A&M-Corpus Christi	68 65
												303	H	A&M-Corpus Christi	55 46
												310	A	UMKC	63 52
												310	H	UMKC	74 39
												329	A	Chicago St.	57 46
												329	H	Chicago St.	71 43
												331	H	Utah Valley	64 55
												343	A	Sam Houston St.	69 45
												343	H	Sam Houston St.	78 50
LAST 12 Division I GAMES:															
135	A	Abilene Christian	54 70	223	A	Grand Canyon	59 60								
200	N	North Texas	74 69	289	A	CSU Bakersfield	46 74								
310	A	UMKC	63 52	310	H	UMKC	74 39								
215	H	Seattle U	54 67	329	H	Chicago St.	71 43								
331	H	Utah Valley	64 55	303	H	A&M-Corpus Christi	55 46								
329	A	Chicago St.	57 46	282	H	North Dakota St.	81 67								

Non-Div I Games: St. Thomas (TX) 63 56 Texas Lutheran 68 52 Evangel 86 55

UTRGV

Loss, Non-Conf, S Site, H Home A Away N Neutral

Average RPI Win:	220	WON-LOST	WINNING	LAST 10	STRENGTH OF	OPP. STRENGTH	TEAM	ADJ.	CONF.	ADJ CONF.
Average RPI Loss:	98	RECORD	PCT. RANK	GAMES	SCHEDULE	OF SCHEDULE	RPI	RPI	RPI	RPI
DIV. I ONLY	10- 9	154	7- 3	122	113	150	150	14	14	
DIV. I NON-CONF.	3- 6	230	1- 1	25	55	173	173	16	16	
TOTALS	RPI 1-25	RPI 26-50	W-L RECORDS	RPI 51-100	RPI 101-150	RPI 150+				
10- 9	0- 1	0- 2	OVERALL	1- 2	1- 2	8- 2				
6- 5	0- 0	0- 1	HOME	1- 0	1- 2	4- 2				
4- 4	0- 1	0- 1	AWAY	0- 2	0- 0	4- 0				
0- 0	0- 0	0- 0	NEUTRAL	0- 0	0- 0	0- 0				
3- 6	0- 1	0- 2	NON-CONFERENCE	0- 1	1- 1	2- 1				
3- 3	0- 0	0- 1	HOME	0- 0	1- 1	2- 1				
0- 3	0- 1	0- 1	AWAY	0- 1	0- 0	0- 0				
0- 0	0- 0	0- 0	NEUTRAL	0- 0	0- 0	0- 0				
7- 3	0- 0	0- 0	CONFERENCE	1- 1	0- 1	6- 1				
3- 2	0- 0	0- 0	HOME	1- 0	0- 1	2- 1				
4- 1	0- 0	0- 0	AWAY	0- 1	0- 0	4- 0				
0- 0	0- 0	0- 0	NEUTRAL	0- 0	0- 0	0- 0				

RPI 1-25				RPI 26-50				RPI 51-100				RPI 101+ Team's RPI: 150			
RPI	S	Opponent	Score	RPI	S	Opponent	Score	RPI	S	Opponent	Score	RPI	S	Opponent	Score
6	A	Texas	43 76	37	A	Oregon	63 77	73	A	UT Arlington	54 75	108	H	Northern Colo.	66 73
				38	H	Tulane	66 75	82	H	Western Ky.	80 77	117	H	Southern Miss.	68 69
								93	A	Middle Tenn.	63 77	135	H	Abilene Christian	71 68
												159	H	Louisiana Tech	63 61
												161	H	Houston	49 56
												183	H	Texas St.	72 47
												204	A	UAB	82 67
												249	H	Marshall	81 88
												265	H	Liberty	80 64
												270	A	FIU	70 61
												287	A	UTEP	83 81
												287	H	UTEP	97 76
												330	A	Fla. Atlantic	72 62
LAST 12 Division I GAMES:															
204	A	UAB	82 67	330	A	Fla. Atlantic	72 62								
93	A	Middle Tenn.	63 77	159	H	Louisiana Tech	63 61								
82	H	Western Ky.	80 77	117	H	Southern Miss.	68 69								
249	H	Marshall	81 88	287	A	UTEP	83 81								
287	H	UTEP	97 76	265	H	Liberty	80 64								
270	A	FIU	70 61	161	H	Houston	49 56								

Non-Div I Games: Tex. A&M-Kingsville70 44 Angelo St. 77 85

UTSA

Loss, Non-Conf, S Site, H Home A Away N Neutral

Average RPI Win:	169	WON-LOST	WINNING	LAST 10	STRENGTH OF	OPP. STRENGTH	TEAM	ADJ.	CONF.	ADJ CONF.
Average RPI Loss:	41	RECORD	PCT. RANK	GAMES	SCHEDULE	OF SCHEDULE	RPI	RPI	RPI	RPI
DIV. I ONLY	14- 9	116	2- 8	48	61	70	70	1	1	
DIV. I NON-CONF.	11- 0	1	0- 0	179	296	29	29	1	1	
TOTALS	RPI 1-25	RPI 26-50	W-L RECORDS	RPI 51-100	RPI 101-150	RPI 150+				
14- 9	0- 5	1- 1	OVERALL	5- 2	1- 1	7- 0				
9- 5	0- 3	1- 0	HOME	3- 1	0- 1	5- 0				
4- 4	0- 2	0- 1	AWAY	1- 1	1- 0	2- 0				
1- 0	0- 0	0- 0	NEUTRAL	1- 0	0- 0	0- 0				
11- 0	0- 0	0- 0	NON-CONFERENCE	3- 0	1- 0	7- 0				
7- 0	0- 0	0- 0	HOME	2- 0	0- 0	5- 0				
3- 0	0- 0	0- 0	AWAY	0- 0	1- 0	2- 0				
1- 0	0- 0	0- 0	NEUTRAL	1- 0	0- 0	0- 0				
3- 9	0- 5	1- 1	CONFERENCE	2- 2	0- 1	0- 0				
2- 5	0- 3	1- 0	HOME	1- 1	0- 1	0- 0				
1- 4	0- 2	0- 1	AWAY	1- 1	0- 0	0- 0				
0- 0	0- 0	0- 0	NEUTRAL	0- 0	0- 0	0- 0				

RPI	S	Opponent	Score	RPI	S	Opponent	Score	RPI	S	Opponent	Score	RPI	S	Opponent	Score
7	A	Oregon St.	44 70	37	A	Oregon	66 84	56	H	Washington St.	55 61	125	H	Arizona	70 81
9	H	Washington	53 82	40	H	California	63 57	63	H	Montana St.	74 64	126	A	St. Mary's (CA)	63 62
11	A	UCLA	56 67					75	A	Southern California	58 53	167	A	Fresno St.	65 55
12	H	Stanford	58 77					88	A	Colorado	49 54	201	H	Utah St.	65 58
24	H	Arizona St.	44 66					88	H	Colorado	58 53	228	H	Weber St.	71 52
								91	N	Charlotte	81 68	272	H	Southern Utah	69 43
								100	H	BYU	77 60	290	A	Nevada	80 50
												296	H	Northern Ariz.	78 65
												331	H	Utah Valley	100 52
LAST 12 Division I GAMES:															
56	H	Washington St.	55 61	40	H	California	63 57	12	H	Stanford	58 77				
9	H	Washington	53 82					125	H	Arizona	70 81				
88	H	Colorado	58 53					24	H	Arizona St.	44 66				
88	A	Colorado	49 54					75	A	Southern California	58 53				
37	A	Oregon	66 84					11	A	UCLA	56 67				
7	A	Oregon St.	44 70												

Non-Div I Games:

Utah

Average RPI Win:	242	WON-LOST	WINNING	LAST 10	STRENGTH OF	OPP. STRENGTH	TEAM	ADJ.	CONF.	ADJ CONF.
Average RPI Loss:	119	RECORD	PCT. RANK	GAMES	SCHEDULE	OF SCHEDULE	RPI	RPI	RPI	RPI
DIV. I ONLY	11- 10	157	5- 5	238	173	201	201	13	13	
DIV. I NON-CONF.	6- 4	126	0- 1	338	235	250	250	15	15	
TOTALS	RPI 1-25	RPI 26-50	W-L RECORDS	RPI 51-100	RPI 101-150	RPI 150+				
11- 10	0- 0	0- 0	OVERALL	2- 5	0- 4	9- 1				
7- 4	0- 0	0- 0	HOME	2- 1	0- 2	5- 1				
3- 6	0- 0	0- 0	AWAY	0- 4	0- 2	3- 0				
1- 0	0- 0	0- 0	NEUTRAL	0- 0	0- 0	1- 0				
6- 4	0- 0	0- 0	NON-CONFERENCE	1- 2	0- 1	5- 1				
4- 2	0- 0	0- 0	HOME	1- 1	0- 0	3- 1				
1- 2	0- 0	0- 0	AWAY	0- 1	0- 1	1- 0				
1- 0	0- 0	0- 0	NEUTRAL	0- 0	0- 0	1- 0				
5- 6	0- 0	0- 0	CONFERENCE	1- 3	0- 3	4- 0				
3- 2	0- 0	0- 0	HOME	1- 0	0- 2	2- 0				
2- 4	0- 0	0- 0	AWAY	0- 3	0- 1	2- 0				
0- 0	0- 0	0- 0	NEUTRAL	0- 0	0- 0	0- 0				

RPI 1-25				RPI 26-50				RPI 51-100				RPI 101+				Team's RPI: 201	
RPI	S	Opponent	Score	RPI	S	Opponent	Score	RPI	S	Opponent	Score	RPI	S	Opponent	Score		
								63	H	Montana St.	64 56	104	H	Wyoming	48	71	
								65	A	Colorado St.	43 74	125	A	Arizona	57	61	
								70	A	Utah	58 65	145	A	New Mexico	67	78	
								79	A	UNLV	53 55	145	H	New Mexico	58	68	
								85	A	Boise St.	56 76	167	A	Fresno St.	52	47	
								85	H	Boise St.	65 63	190	H	Idaho St.	69	56	
								100	H	BYU	40 60	234	H	San Diego St.	53	47	
												272	H	Southern Utah	54	70	
												290	A	Nevada	81	69	
												313	H	Air Force	65	62	
												327	H	UC Irvine	66	52	
												328	A	Montana	65	47	
												331	H	Utah Valley	56	45	
												336	N	Incarnate Word	79	46	
LAST 12 Division I GAMES:																	
				85	H	Boise St.	65 63					104	H	Wyoming	48	71	
				290	A	Nevada	81 69					79	A	UNLV	53	55	
				167	A	Fresno St.	52 47					145	A	New Mexico	67	78	
				145	H	New Mexico	58 68					313	H	Air Force	65	62	
				65	A	Colorado St.	43 74					85	A	Boise St.	56	76	
				234	H	San Diego St.	53 47					125	A	Arizona	57	61	

Non-Div I Games: Westminster (UT) 72 49

Utah St.

Utah Valley

Through Games Of Feb. 6, 2017

Average RPI Win:	303	WON-LOST	WINNING	LAST 10	STRENGTH OF	OPP. STRENGTH	TEAM	ADJ.	CONF.	ADJ CONF.
Average RPI Loss:	206	RECORD	PCT. RANK	GAMES	SCHEDULE	OF SCHEDULE	RPI	RPI	RPI	RPI
DIV. I ONLY	4- 16	315	1- 7	319	284	331	331	29	29	
DIV. I NON-CONF.	3- 10	280	1- 2	309	245	326	326	29	29	
TOTALS	RPI 1-25	RPI 26-50	W-L RECORDS	RPI 51-100	RPI 101-150	RPI 150+				
4- 16	0- 0	0- 0	OVERALL	0- 3	0- 1	4- 12				
2- 6	0- 0	0- 0	HOME	0- 1	0- 1	2- 4				
2- 8	0- 0	0- 0	AWAY	0- 0	0- 0	2- 2				
0- 2	0- 0	0- 0	NEUTRAL	0- 1	0- 0	0- 1				
3- 10	0- 0	0- 0	NON-CONFERENCE	0- 3	0- 1	3- 6				
2- 3	0- 0	0- 0	HOME	0- 1	0- 1	2- 1				
1- 5	0- 0	0- 0	AWAY	0- 1	0- 0	1- 4				
0- 2	0- 0	0- 0	NEUTRAL	0- 1	0- 0	0- 1				
1- 6	0- 0	0- 0	CONFERENCE	0- 0	0- 0	1- 6				
0- 3	0- 0	0- 0	HOME	0- 0	0- 0	0- 3				
1- 3	0- 0	0- 0	AWAY	0- 0	0- 0	1- 3				
0- 0	0- 0	0- 0	NEUTRAL	0- 0	0- 0	0- 0				

RPI S	Opponent	Score	RPI S	Opponent	Score	RPI S	Opponent	Score	RPI S	Opponent	Score	Team's RPI: 331
						70 A	Utah	52 100	144 H	Eastern Wash.	50 83	
						83 N	Central Mich.	62 71	190 A	Idaho St.	56 61	
						100 H	BYU	50 68	196 A	New Mexico St.	46 63	
									201 A	Utah St.	45 56	
									208 N	SIUE	64 71	
									215 H	Seattle U	51 69	
									223 H	Grand Canyon	46 62	
									228 H	Weber St.	61 64	
									253 A	UTRGV	55 64	
									267 A	Cal Poly	65 77	
									272 A	Southern Utah	70 64	
									289 H	CSU Bakersfield	59 63	
									302 H	Denver	72 58	
									308 H	Pepperdine	72 65	
									310 A	UMKC	63 66	
									313 A	Air Force	53 64	
									329 A	Chicago St.	62 59	
LAST 12 Division I GAMES:												
215 H	Seattle U	51 69	223 H	Grand Canyon	46 62							
196 A	New Mexico St.	46 63	190 A	Idaho St.	56 61							
253 A	UTRGV	55 64	201 A	Utah St.	45 56							
289 H	CSU Bakersfield	59 63	302 H	Denver	72 58							
310 A	UMKC	63 66	272 A	Southern Utah	70 64							
329 A	Chicago St.	62 59	313 A	Air Force	53 64							

Non-Div I Games: Dixie St. 68 56 Antelope Valley 87 47

Utah Valley

Loss, Non-Conf, S Site, H Home A Away N Neutral

Average RPI Win:	214	WON-LOST	WINNING	LAST 10	STRENGTH OF	OPP. STRENGTH	TEAM	ADJ.	CONF.	ADJ CONF.
Average RPI Loss:	97	RECORD	PCT. RANK	GAMES	SCHEDULE	OF SCHEDULE	RPI	RPI	RPI	RPI
DIV. I ONLY	13- 11	152	6- 4	91	178	123	123	12	12	
DIV. I NON-CONF.	7- 6	157	1- 1	86	190	116	116	12	12	
TOTALS	RPI 1-25	RPI 26-50	W-L RECORDS	RPI 51-100	RPI 101-150	RPI 150+				
13- 11	0- 0	0- 0	OVERALL	1- 6	1- 4	11- 1				
7- 5	0- 0	0- 0	HOME	0- 3	0- 2	7- 0				
4- 6	0- 0	0- 0	AWAY	0- 0	1- 0	3- 0				
2- 0	0- 0	0- 0	NEUTRAL	1- 0	0- 0	1- 0				
7- 6	0- 0	0- 0	NON-CONFERENCE	1- 4	0- 2	6- 0				
3- 3	0- 0	0- 0	HOME	0- 2	0- 1	3- 0				
2- 3	0- 0	0- 0	AWAY	0- 2	0- 1	2- 0				
2- 0	0- 0	0- 0	NEUTRAL	1- 0	0- 0	1- 0				
6- 5	0- 0	0- 0	CONFERENCE	0- 2	1- 2	5- 1				
4- 2	0- 0	0- 0	HOME	0- 1	0- 1	4- 0				
2- 3	0- 0	0- 0	AWAY	0- 1	1- 1	1- 1				
0- 0	0- 0	0- 0	NEUTRAL	0- 0	0- 0	0- 0				

RPI S	Opponent	Score	RPI S	Opponent	Score	RPI S	Opponent	Score	RPI S	Opponent	Score	Team's RPI: 123
52	H Minnesota	69 79	111	A Saint Joseph's	58 64	113	A Fordham	61 58	120	H Saint Louis	48 62	
54	A George Washington	67 81	120	H Saint Louis	48 62	133	A Old Dominion	60 70	147	H Iona	57 59	
59	A Wake Forest	54 60	155	A George Mason	59 70	156	H Brown	85 72	169	H La Salle	61 56	
61	H Dayton	48 68	175	N American	68 62	222	A Campbell	66 53	243	A Richmond	57 55	
67	N Villanova	68 66	243	H Richmond	62 55	254	H UNCG	65 54	255	A Furman	75 61	
76	H IUPUI	62 71	292	H Coppin St.	73 44	298	H Massachusetts	55 52	299	H Rhode Island	68 57	
96	A Ole Miss	57 77										
LAST 12 Division I GAMES:												
61	H Dayton	48 68	111	A Saint Joseph's	58 64	120	H Saint Louis	48 62	243	H Richmond	62 55	
243	A Richmond	57 55	169	H La Salle	61 56	156	H Brown	85 72	59	A Wake Forest	54 60	
298	H Massachusetts	55 52										
113	A Fordham	61 58										
299	H Rhode Island	68 57										
155	A George Mason	59 70										

Non-Div I Games:

VCU

■ Loss,
■ Non-Conf,
■ S Site,
■ H Home
■ A Away
N Neutral

Valparaiso

Through Games Of Feb. 6, 2017

Average RPI Win:	301	WON-LOST	WINNING	LAST 10	STRENGTH OF	OPP. STRENGTH	TEAM	ADJ.	CONF.	ADJ CONF.
Average RPI Loss:	175	RECORD	PCT. RANK	GAMES	SCHEDULE	OF SCHEDULE	RPI	RPI	RPI	RPI
DIV. I ONLY	4- 17	317	1- 9	235	227	320	320	20	20	
DIV. I NON-CONF.	3- 6	230	0- 0	297	181	291	291	20	20	
TOTALS	RPI 1-25	RPI 26-50	W-L RECORDS	RPI 51-100	RPI 101-150	RPI 150+				
4- 17	0- 1	0- 2	OVERALL	0- 1	0- 3	4- 10				
3- 7	0- 0	0- 1	HOME	0- 0	0- 1	3- 5				
1- 10	0- 0	0- 0	AWAY	0- 0	0- 0	1- 0				
0- 0	0- 0	0- 0	NEUTRAL	0- 0	0- 0	0- 0				
3- 6	0- 1	0- 0	NON-CONFERENCE	0- 1	0- 1	3- 3				
2- 2	0- 0	0- 0	HOME	0- 0	0- 0	2- 2				
1- 4	0- 1	0- 0	AWAY	0- 1	0- 1	1- 1				
0- 0	0- 0	0- 0	NEUTRAL	0- 0	0- 0	0- 0				
1- 11	0- 0	0- 2	CONFERENCE	0- 0	0- 2	1- 7				
1- 5	0- 0	0- 1	HOME	0- 0	0- 1	1- 3				
0- 6	0- 0	0- 1	AWAY	0- 0	0- 1	0- 4				
0- 0	0- 0	0- 0	NEUTRAL	0- 0	0- 0	0- 0				

RPI 1-25				RPI 26-50				RPI 51-100				RPI 101+ Team's RPI: 320			
RPI	S	Opponent	Score	RPI	S	Opponent	Score	RPI	S	Opponent	Score	RPI	S	Opponent	Score
2	A	Notre Dame	54 114	33	A	Green Bay	35 56	53	A	Indiana	58 87	134	A	Stetson	75 87
				33	H	Green Bay	36 75					143	H	Wright St.	52 65
												146	A	Detroit	60 85
												160	A	Oakland	63 104
												173	H	Milwaukee	74 85
												194	A	Cleveland St.	60 71
												194	H	Cleveland St.	62 66
												227	H	Bradley	56 67
												262	H	Northern Ky.	55 70
												265	H	Liberty	70 68
												269	H	Evansville	65 70
												297	H	Eastern Ill.	73 68
												314	A	Youngstown St.	70 76
												314	H	Youngstown St.	77 60
												319	A	Illinois St.	56 77
												326	A	Ill.-Chicago	60 74
												329	A	Chicago St.	53 51
LAST 12 Division I GAMES:															
194	H	Cleveland St.	62 66	314	A	Youngstown St.	70 76								
314	H	Youngstown St.	77 60	194	A	Cleveland St.	60 71								
326	A	Ill.-Chicago	60 74	173	H	Milwaukee	74 85								
143	H	Wright St.	52 65	33	H	Green Bay	36 75								
262	H	Northern Ky.	55 70	160	A	Oakland	63 104								
33	A	Green Bay	35 56	146	A	Detroit	60 85								

Non-Div I Games: Ind.-Kokomo 102 47 Grace (IN) 71 49

Valparaiso

Loss, Non-Conf, S Site, H Home A Away N Neutral

Vanderbilt

Through Games Of Feb. 6, 2017

Average RPI Win:	181	WON-LOST	WINNING	LAST 10	STRENGTH OF	OPP. STRENGTH	TEAM	ADJ.	CONF.	ADJ CONF.
Average RPI Loss:	54	RECORD	PCT. RANK	GAMES	SCHEDULE	OF SCHEDULE	RPI	RPI	RPI	RPI
DIV. I ONLY	11- 12	186	1- 9	62	28	109	109	2	2	
DIV. I NON-CONF.	10- 3	54	0- 2	120	121	55	55	2	2	
TOTALS	RPI 1-25	RPI 26-50	W-L RECORDS	RPI 51-100	RPI 101-150	RPI 150+				
11- 12	1- 6	1- 1	OVERALL	1- 3	1- 1	7- 1				
7- 5	1- 3	1- 1	HOME	1- 1	1- 0	3- 0				
3- 7	0- 3	0- 0	AWAY	0- 2	0- 1	3- 1				
1- 0	0- 0	0- 0	NEUTRAL	0- 0	0- 0	1- 0				
10- 3	1- 1	1- 0	NON-CONFERENCE	1- 1	0- 0	7- 1				
6- 1	1- 1	1- 0	HOME	1- 0	0- 0	3- 0				
3- 2	0- 0	0- 0	AWAY	0- 1	0- 0	3- 1				
1- 0	0- 0	0- 0	NEUTRAL	0- 0	0- 0	1- 0				
1- 9	0- 5	0- 1	CONFERENCE	0- 2	1- 1	0- 0				
1- 4	0- 2	0- 1	HOME	0- 1	1- 0	0- 0				
0- 5	0- 3	0- 0	AWAY	0- 1	0- 1	0- 0				
0- 0	0- 0	0- 0	NEUTRAL	0- 0	0- 0	0- 0				

RPI S	Opponent	Score	RPI S	Opponent	Score	RPI S	Opponent	Score	RPI S	Opponent	Score	Team's RPI: 109
10	H Duke	77 73	30	H Missouri	68 74	53	A Indiana	61 94	116	H Alabama	87 80	
13	H Louisville	66 78	38	H Tulane	74 63	72	H Drexel	73 63	121	A Arkansas	56 59	
14	A Tennessee	63 91				74	H Florida	73 93	168	A Memphis	59 75	
14	H Tennessee	57 70				97	A Georgia	68 70	187	A ETSU	80 72	
16	A Kentucky	63 71							208	N SIUE	73 63	
20	A Texas A&M	72 77							217	H Robert Morris	75 59	
25	H Auburn	59 64							261	A UT Martin	79 77	
									276	H Tennessee Tech	89 57	
									294	H Kennesaw St.	86 54	
									313	A Air Force	75 49	
LAST 12 Division I GAMES:												
16	A Kentucky	63 71	25	H Auburn	59 64							
74	H Florida	73 93	97	A Georgia	68 70							
116	H Alabama	87 80	14	H Tennessee	57 70							
14	A Tennessee	63 91	20	A Texas A&M	72 77							
121	A Arkansas	56 59	168	A Memphis	59 75							
30	H Missouri	68 74	13	H Louisville	66 78							

Non-Div I Games:

Vanderbilt

Loss, Non-Conf, S Site, H Home A Away N Neutral

Average RPI Win: 243	WON-LOST	WINNING	LAST 10	STRENGTH OF	OPP. STRENGTH	TEAM	ADJ.	CONF.	ADJ CONF.
Average RPI Loss: 170	RECORD	PCT. RANK	GAMES	SCHEDULE	OF SCHEDULE	RPI	RPI	RPI	RPI
DIV. I ONLY	7- 16	276	3- 7	171	283	271	271	22	22
DIV. I NON-CONF.	3- 9	275	0- 1	160	329	300	300	22	22
TOTALS	RPI 1-25	RPI 26-50	W-L RECORDS	RPI 51-100	RPI 101-150	RPI 150+			
7- 16	0- 1	0- 1	OVERALL	0- 1	1- 2	6- 11			
6- 5	0- 0	0- 0	HOME	0- 1	1- 0	5- 4			
1- 11	0- 1	0- 1	AWAY	0- 0	0- 2	1- 7			
0- 0	0- 0	0- 0	NEUTRAL	0- 0	0- 0	0- 0			
3- 9	0- 1	0- 1	NON-CONFERENCE	0- 0	0- 0	3- 7			
3- 3	0- 0	0- 0	HOME	0- 0	0- 0	3- 3			
0- 6	0- 1	0- 1	AWAY	0- 0	0- 0	0- 4			
0- 0	0- 0	0- 0	NEUTRAL	0- 0	0- 0	0- 0			
4- 7	0- 0	0- 0	CONFERENCE	0- 1	1- 2	3- 4			
3- 2	0- 0	0- 0	HOME	0- 1	1- 0	2- 1			
1- 5	0- 0	0- 0	AWAY	0- 0	0- 2	1- 3			
0- 0	0- 0	0- 0	NEUTRAL	0- 0	0- 0	0- 0			

RPI 1-25				RPI 26-50				RPI 51-100				RPI 101+ Team's RPI: 271			
RPI	S	Opponent	Score	RPI	S	Opponent	Score	RPI	S	Opponent	Score	RPI	S	Opponent	Score
23	A	Temple	39 53	29	A	Michigan	56 78	99	H	New Hampshire	49 57	118	A	Maine	43 59
												118	H	Maine	55 52
												148	A	Albany (NY)	53 64
												151	A	Yale	48 77
												156	H	Brown	50 62
												160	A	Oakland	55 79
												166	A	Hartford	55 68
												166	H	Hartford	76 70
												173	H	Milwaukee	44 68
												205	A	Binghamton	61 76
												205	H	Binghamton	55 64
												214	H	Dartmouth	59 54
												230	A	UMBC	66 69
												251	H	Stony Brook	53 43
												252	A	Howard	57 64
												300	H	Bryant	57 63
												304	H	Holy Cross	63 52
												305	A	Central Conn. St.	76 78
												306	H	NJIT	64 42
												339	A	UMass Lowell	61 46
LAST 12 Division I GAMES:															
205	A	Binghamton	61 76	99	H	New Hampshire	49 57	230	A	UMBC	66 69	205	H	Binghamton	55 64
166	H	Hartford	76 70	166	A	Hartford	55 68	118	H	Maine	55 52	252	A	Howard	57 64
118	A	Maine	43 59	251	H	Stony Brook	53 43	300	H	Bryant	57 63	304	H	Holy Cross	63 52
251	H	Stony Brook	53 43	148	A	Albany (NY)	53 64	305	A	Central Conn. St.	76 78	306	H	NJIT	64 42
148	A	Albany (NY)	53 64	339	A	UMass Lowell	61 46	252	A	Howard	57 64				

Non-Div I Games:

Vermont

 Loss,
 Non-Conf,
S Site,
 Home
 Away
N Neutral

Average RPI Win:	154	WON-LOST	WINNING	LAST 10	STRENGTH OF	OPP. STRENGTH	TEAM	ADJ.	CONF.	ADJ CONF.
Average RPI Loss:	43	RECORD	PCT. RANK	GAMES	SCHEDULE	OF SCHEDULE	RPI	RPI	RPI	RPI
DIV. I ONLY	12- 11	160	7- 3	22	56	67	67	7	7	
DIV. I NON-CONF.	5- 6	186	1- 0	9	40	77	77	7	7	
TOTALS	RPI 1-25	RPI 26-50	W-L RECORDS	RPI 51-100	RPI 101-150	RPI 150+				
12- 11	0- 6	1- 2	OVERALL	2- 1	2- 2	7- 0				
6- 5	0- 3	1- 1	HOME	1- 1	0- 0	4- 0				
5- 3	0- 2	0- 1	AWAY	0- 0	2- 0	3- 0				
1- 3	0- 1	0- 0	NEUTRAL	1- 0	0- 2	0- 0				
5- 6	0- 3	0- 0	NON-CONFERENCE	1- 1	2- 2	2- 0				
2- 2	0- 1	0- 0	HOME	0- 1	0- 0	2- 0				
2- 1	0- 1	0- 0	AWAY	0- 0	2- 0	0- 0				
1- 3	0- 1	0- 0	NEUTRAL	1- 0	0- 2	0- 0				
7- 5	0- 3	1- 2	CONFERENCE	1- 0	0- 0	5- 0				
4- 3	0- 2	1- 1	HOME	1- 0	0- 0	2- 0				
3- 2	0- 1	0- 1	AWAY	0- 0	0- 0	3- 0				
0- 0	0- 0	0- 0	NEUTRAL	0- 0	0- 0	0- 0				

RPI S	Opponent	Score	RPI S	Opponent	Score	RPI S	Opponent	Score	RPI S	Opponent	Score
4 N	Mississippi St.	62 108	43 H	Marquette	71 77	54 H	George Washington	69 72	105 N	Troy	85 93
10 A	Duke	50 68	47 A	Georgetown	49 54	66 H	St. John's (NY)	55 50	111 A	Saint Joseph's	62 54
15 H	DePaul	50 80	47 H	Georgetown	71 50	94 N	Purdue	58 44	119 A	Penn	60 48
22 A	Creighton	46 60							123 N	VCU	66 68
22 H	Creighton	44 47							169 H	La Salle	52 49
23 H	Temple	48 83							171 A	Providence	64 59
									171 H	Providence	61 43
									172 A	Xavier	72 47
									180 H	Seton Hall	69 52
									237 A	Butler	70 69
									312 H	Lehigh	59 37
LAST 12 Division I GAMES:											
171 H	Providence	61 43	66 H	St. John's (NY)	55 50						
22 H	Creighton	44 47	180 H	Seton Hall	69 52						
47 A	Georgetown	49 54	22 A	Creighton	46 60						
172 A	Xavier	72 47	171 A	Providence	64 59						
237 A	Butler	70 69	47 H	Georgetown	71 50						
119 A	Penn	60 48	15 H	DePaul	50 80						

Non-Div I Games:

Villanova

■ Loss,
 ■ Non-Conf, S Site,
 ■ Home
 ■ Away
 N Neutral

Average RPI Win:	172	WON-LOST	WINNING	LAST 10	STRENGTH OF	OPP. STRENGTH	TEAM	ADJ.	CONF.	ADJ CONF.
Average RPI Loss:	50	RECORD	PCT. RANK	GAMES	SCHEDULE	OF SCHEDULE	RPI	RPI	RPI	RPI
DIV. I ONLY	15- 8	88	4- 6	106	36	69	69	3	3	
DIV. I NON-CONF.	11- 2	24	2- 0	265	88	79	79	4	4	
TOTALS	RPI 1-25	RPI 26-50	W-L RECORDS	RPI 51-100	RPI 101-150	RPI 150+				
15- 8	0- 3	2- 1	OVERALL	3- 3	1- 1	9- 0				
10- 2	0- 2	2- 0	HOME	2- 0	0- 0	6- 0				
4- 5	0- 1	0- 1	AWAY	1- 2	1- 1	2- 0				
1- 1	0- 0	0- 0	NEUTRAL	0- 1	0- 0	1- 0				
11- 2	0- 0	0- 0	NON-CONFERENCE	3- 2	0- 0	8- 0				
7- 0	0- 0	0- 0	HOME	2- 0	0- 0	5- 0				
3- 1	0- 0	0- 0	AWAY	1- 1	0- 0	2- 0				
1- 1	0- 0	0- 0	NEUTRAL	0- 1	0- 0	1- 0				
4- 6	0- 3	2- 1	CONFERENCE	0- 1	1- 1	1- 0				
3- 2	0- 2	2- 0	HOME	0- 0	0- 0	1- 0				
1- 4	0- 1	0- 1	AWAY	0- 1	1- 1	0- 0				
0- 0	0- 0	0- 0	NEUTRAL	0- 0	0- 0	0- 0				

RPI 1-25				RPI 26-50				RPI 51-100 Team's RPI: 69				RPI 101+			
RPI	S	Opponent	Score	RPI	S	Opponent	Score	RPI	S	Opponent	Score	RPI	S	Opponent	Score
2	A	Notre Dame	74 82	34	A	Syracuse	49 54	51	A	Northwestern	60 69	112	A	Clemson	69 37
10	H	Duke	51 70	42	H	Georgia Tech	65 64	61	H	Dayton	66 56	141	A	Pittsburgh	54 62
13	H	Louisville	81 86	44	H	Virginia Tech	76 27	66	N	St. John's (NY)	55 66	177	H	Boston College	62 55
								86	A	North Carolina	58 67	179	N	Nebraska	73 51
								93	H	Middle Tenn.	63 51	189	H	Rutgers	62 54
								97	A	Georgia	66 43	230	H	UMBC	56 30
												240	H	UMES	60 50
												243	A	Richmond	63 56
												258	A	Bowling Green	67 47
												292	H	Coppin St.	103 40
												326	H	Ill.-Chicago	76 39
LAST 12 Division I GAMES:															
10	H	Duke	51 70	177	H	Boston College	62 55								
42	H	Georgia Tech	65 64	86	A	North Carolina	58 67								
2	A	Notre Dame	74 82	13	H	Louisville	81 86								
44	H	Virginia Tech	76 27	34	A	Syracuse	49 54								
141	A	Pittsburgh	54 62	61	H	Dayton	66 56								
112	A	Clemson	69 37	230	H	UMBC	56 30								

Non-Div I Games:

Virginia

■ Loss,
 ■ Non-Conf, S Site,
 ■ Home
 ■ Away
 N Neutral

Average RPI Win: 165		WON-LOST	WINNING	LAST 10	STRENGTH OF	OPP. STRENGTH	TEAM	ADJ.	CONF.	ADJ CONF.
Average RPI Loss: 26		RECORD	PCT. RANK	GAMES	SCHEDULE	OF SCHEDULE	RPI	RPI	RPI	RPI
DIV. I ONLY		16- 7	73	3- 7	58	55	44	44	3	3
DIV. I NON-CONF.		13- 0	1	2- 0	238	160	39	39	4	4
TOTALS		RPI 1-25	RPI 26-50		W-L RECORDS		RPI 51-100	RPI 101-150	RPI 150+	
16- 7	2- 4	1- 2		OVERALL		2- 1	3- 0	8- 0		
12- 3	1- 2	1- 1		HOME		2- 0	1- 0	7- 0		
4- 4	1- 0	0- 0		AWAY		0- 0	2- 0	1- 0		
0- 0	0- 0	0- 0		NEUTRAL		0- 0	0- 0	0- 0		
13- 0	2- 0	1- 0		NON-CONFERENCE		0- 0	2- 0	8- 0		
10- 0	1- 0	1- 0		HOME		0- 0	1- 0	7- 0		
3- 0	1- 0	0- 0		AWAY		0- 0	1- 0	1- 0		
0- 0	0- 0	0- 0		NEUTRAL		0- 0	0- 0	0- 0		
3- 7	0- 4	0- 2		CONFERENCE		2- 1	1- 0	0- 0		
2- 3	0- 2	0- 1		HOME		2- 0	0- 0	0- 0		
1- 4	0- 2	0- 1		AWAY		0- 1	1- 0	0- 0		
0- 0	0- 0	0- 0		NEUTRAL		0- 0	0- 0	0- 0		

RPI S	Opponent	Score	RPI S	Opponent	Score	Team's RPI: 44	RPI S	Opponent	Score	RPI S	Opponent	Score
2	H Notre Dame	59 76	34	H Syracuse	72 82		59	H Wake Forest	72 70	112	A Clemson	78 69
5	H Florida St.	54 82	42	A Georgia Tech	81 87		69	A Virginia	27 76	127	H Radford	71 52
10	A Duke	59 84	47	H Georgetown	73 63		86	H North Carolina	76 68	137	A UCF	67 64
14	H Tennessee	67 63								178	A Col. of Charleston	71 61
19	A Miami (FL)	75 82								179	H Nebraska	76 67
25	A Auburn	92 87								225	H UNC Asheville	71 52
										244	H Presbyterian	67 36
										258	H Bowling Green	98 51
										291	H Gardner-Webb	76 42
										305	H Central Conn. St.	81 47
										345	H Delaware St.	88 48
LAST 12 Division I GAMES:												
42	A Georgia Tech	81 87	59	H Wake Forest	72 70							
2	H Notre Dame	59 76	19	A Miami (FL)	75 82							
34	H Syracuse	72 82	112	A Clemson	78 69							
69	A Virginia	27 76	86	H North Carolina	76 68							
5	H Florida St.	54 82	345	H Delaware St.	88 48							
10	A Duke	59 84	127	H Radford	71 52							

Non-Div I Games:

Virginia Tech

Average RPI Win:	334	WON-LOST	WINNING	LAST 10	STRENGTH OF	OPP. STRENGTH	TEAM	ADJ.	CONF.	ADJ CONF.
Average RPI Loss:	225	RECORD	PCT. RANK	GAMES	SCHEDULE	OF SCHEDULE	RPI	RPI	RPI	RPI
DIV. I ONLY	2- 20	341	2- 8	277	347	342	342	31	31	
DIV. I NON-CONF.	0- 10	335	0- 0	136	318	333	333	32	32	
TOTALS	RPI 1-25	RPI 26-50	W-L RECORDS	RPI 51-100	RPI 101-150	RPI 150+				
2- 20	0- 0	0- 0	OVERALL	0- 2	0- 2	2- 16				
1- 10	0- 0	0- 0	HOME	0- 0	0- 2	1- 8				
1- 10	0- 0	0- 0	AWAY	0- 2	0- 0	1- 8				
0- 0	0- 0	0- 0	NEUTRAL	0- 0	0- 0	0- 0				
0- 10	0- 0	0- 0	NON-CONFERENCE	0- 2	0- 2	0- 6				
0- 5	0- 0	0- 0	HOME	0- 0	0- 2	0- 3				
0- 5	0- 0	0- 0	AWAY	0- 2	0- 0	0- 3				
0- 0	0- 0	0- 0	NEUTRAL	0- 0	0- 0	0- 0				
2- 10	0- 0	0- 0	CONFERENCE	0- 0	0- 0	2- 10				
1- 5	0- 0	0- 0	HOME	0- 0	0- 0	1- 5				
1- 5	0- 0	0- 0	AWAY	0- 0	0- 0	1- 5				
0- 0	0- 0	0- 0	NEUTRAL	0- 0	0- 0	0- 0				

RPI 1-25				RPI 26-50				RPI 51-100				RPI 101+ Team's RPI: 342					
RPI	S	Opponent	Score	RPI	S	Opponent	Score	RPI	S	Opponent	Score	RPI	S	Opponent	Score		
								66	A	St. John's (NY)	34	62	119	H	Penn	39	63
								99	A	New Hampshire	40	73	148	H	Albany (NY)	50	75
													151	H	Yale	52	66
													164	H	Towson	40	69
													170	A	Army West Point	40	85
													174	A	Princeton	44	107
													206	A	Sacred Heart	52	62
													206	H	Sacred Heart	56	70
													213	H	Saint Francis (PA)	46	67
													217	H	Robert Morris	63	82
													300	A	Bryant	61	70
													305	A	Central Conn. St.	53	66
													305	H	Central Conn. St.	71	83
													306	A	NJIT	45	68
													318	A	Mt. St. Mary's	47	66
													321	H	St. Francis Brooklyn	58	45
													333	A	LIU Brooklyn	64	69
													345	H	Delaware St.	49	61
													346	A	Fairleigh Dickinson	74	66
													346	H	Fairleigh Dickinson	53	59
LAST 12 Division I GAMES:																	
305	H	Central Conn. St.	71	83	300	A	Bryant	61	70								
346	A	Fairleigh Dickinson	74	66	217	H	Robert Morris	63	82								
321	H	St. Francis Brooklyn	58	45	206	H	Sacred Heart	56	70								
213	H	Saint Francis (PA)	46	67	346	H	Fairleigh Dickinson	53	59								
333	A	LIU Brooklyn	64	69	318	A	Mt. St. Mary's	47	66								
206	A	Sacred Heart	52	62	305	A	Central Conn. St.	53	66								

Non-Div I Games: Staten Island 62 60

Wagner

■ Loss,
 ■ Non-Conf,
 ■ S Site,
 ■ H Home
 ■ A Away
 N Neutral

Wake Forest

Through Games Of Feb. 6, 2017

Average RPI Win:	152	WON-LOST	WINNING	LAST 10	STRENGTH OF	OPP. STRENGTH	TEAM	ADJ.	CONF.	ADJ CONF.
Average RPI Loss:	54	RECORD	PCT. RANK	GAMES	SCHEDULE	OF SCHEDULE	RPI	RPI	RPI	RPI
DIV. I ONLY	14- 9	116	5- 5	51	39	59	59	3	3	
DIV. I NON-CONF.	9- 4	85	1- 1	129	81	80	80	4	4	
TOTALS	RPI 1-25	RPI 26-50	W-L RECORDS	RPI 51-100	RPI 101-150	RPI 150+				
14- 9	0- 3	2- 4	OVERALL	1- 0	4- 1	7- 1				
11- 3	0- 1	1- 1	HOME	0- 0	4- 1	6- 0				
3- 6	0- 2	1- 3	AWAY	1- 0	0- 0	1- 1				
0- 0	0- 0	0- 0	NEUTRAL	0- 0	0- 0	0- 0				
9- 4	0- 0	1- 2	NON-CONFERENCE	0- 0	2- 1	6- 1				
7- 1	0- 0	0- 0	HOME	0- 0	2- 1	5- 0				
2- 3	0- 0	1- 2	AWAY	0- 0	0- 0	1- 1				
0- 0	0- 0	0- 0	NEUTRAL	0- 0	0- 0	0- 0				
5- 5	0- 3	1- 2	CONFERENCE	1- 0	2- 0	1- 0				
4- 2	0- 1	1- 1	HOME	0- 0	2- 0	1- 0				
1- 3	0- 2	0- 1	AWAY	1- 0	0- 0	0- 0				
0- 0	0- 0	0- 0	NEUTRAL	0- 0	0- 0	0- 0				

RPI	S	Opponent	Score	RPI	S	Opponent	Score	RPI	S	Opponent	Score	RPI	S	Opponent	Score
2	A	Notre Dame	72 92	26	A	LSU	57 60	86	A	North Carolina	80 77	112	H	Clemson	68 56
10	A	Duke	43 71	28	A	Elon	78 68					122	H	Navy	75 65
19	H	Miami (FL)	56 79	36	H	North Carolina St.	50 65					123	H	VCU	60 54
				41	A	James Madison	76 83					127	H	Radford	60 68
				42	H	Georgia Tech	70 65					141	H	Pittsburgh	57 48
				44	A	Virginia Tech	70 72					172	H	Xavier	58 45
												177	H	Boston College	71 55
												180	A	Seton Hall	63 70
												189	H	Rutgers	55 43
												192	A	Illinois	79 70
												226	H	Samford	51 40
												255	H	Furman	59 52
												264	H	Eastern Mich.	89 61
LAST 12 Division I GAMES:															
141	H	Pittsburgh	57 48	44	A	Virginia Tech	70 72								
19	H	Miami (FL)	56 79	112	H	Clemson	68 56								
10	A	Duke	43 71	36	H	North Carolina St.	50 65								
177	H	Boston College	71 55	2	A	Notre Dame	72 92								
42	H	Georgia Tech	70 65	41	A	James Madison	76 83								
86	A	North Carolina	80 77	123	H	VCU	60 54								

Non-Div I Games:

Wake Forest

■ Loss,
 ■ Non-Conf,
 ■ S Site,
 ■ H Home
 ■ A Away
 N Neutral

Average RPI Win:	113	WON-LOST	WINNING	LAST 10	STRENGTH OF	OPP. STRENGTH	TEAM	ADJ.	CONF.	ADJ CONF.
Average RPI Loss:	7	RECORD	PCT. RANK	GAMES	SCHEDULE	OF SCHEDULE	RPI	RPI	RPI	RPI
DIV. I ONLY	22- 3	8	2- 2	27	23	9	9	1	1	
DIV. I NON-CONF.	12- 1	7	0- 1	58	120	6	6	1	1	
TOTALS	RPI 1-25	RPI 26-50	W-L RECORDS	RPI 51-100	RPI 101-150	RPI 150+				
22- 3	2- 3	3- 0	OVERALL	8- 0	3- 0	6- 0				
12- 1	1- 1	2- 0	HOME	4- 0	2- 0	3- 0				
10- 2	1- 2	1- 0	AWAY	4- 0	1- 0	3- 0				
0- 0	0- 0	0- 0	NEUTRAL	0- 0	0- 0	0- 0				
12- 1	0- 1	1- 0	NON-CONFERENCE	3- 0	2- 0	6- 0				
8- 0	0- 0	1- 0	HOME	2- 0	2- 0	3- 0				
4- 1	0- 1	0- 0	AWAY	1- 0	0- 0	3- 0				
0- 0	0- 0	0- 0	NEUTRAL	0- 0	0- 0	0- 0				
10- 2	2- 2	2- 0	CONFERENCE	5- 0	1- 0	0- 0				
4- 1	1- 1	1- 0	HOME	2- 0	0- 0	0- 0				
6- 1	1- 1	1- 0	AWAY	3- 0	1- 0	0- 0				
0- 0	0- 0	0- 0	NEUTRAL	0- 0	0- 0	0- 0				

RPI 1-25				Team's RPI: 9				RPI 26-50				RPI 51-100				RPI 101+			
RPI	S	Opponent	Score		RPI	S	Opponent	Score		RPI	S	Opponent	Score		RPI	S	Opponent	Score	
2	A	Notre Dame	60	71	30	H	Missouri	79	66	56	A	Washington St.	87	44	125	A	Arizona	90	73
7	A	Oregon St.	70	73	37	A	Oregon	99	77	56	H	Washington St.	94	63	140	H	Idaho	105	53
11	H	UCLA	82	70	40	H	California	90	67	65	H	Colorado St.	101	68	144	H	Eastern Wash.	100	52
12	H	Stanford	68	72						70	A	Utah	82	53	167	H	Fresno St.	85	54
24	A	Arizona St.	65	54						75	H	Southern California	77	67	197	H	CSUN	101	44
										85	H	Boise St.	92	66	215	A	Seattle U	94	64
										88	A	Colorado	79	75	223	A	Grand Canyon	101	66
										100	A	BYU	82	70	259	H	Savannah St.	87	36
															273	A	Portland	83	53
LAST 12 Division I GAMES:																			
2	A	Notre Dame	60	71	24	A	Arizona St.	65	54										
88	A	Colorado	79	75	125	A	Arizona	90	73										
70	A	Utah	82	53	11	H	UCLA	82	70										
12	H	Stanford	68	72	75	H	Southern California	77	67										
40	H	California	90	67	7	A	Oregon St.	70	73										
56	A	Washington St.	87	44	37	A	Oregon	99	77										

Non-Div I Games:

Washington

■ Loss,
 ■ Non-Conf, S Site,
 ■ Home
 ■ Away
 N Neutral

Average RPI Win:	112	WON-LOST	WINNING	LAST 10	STRENGTH OF	OPP. STRENGTH	TEAM	ADJ.	CONF.	ADJ CONF.
Average RPI Loss:	50	RECORD	PCT. RANK	GAMES	SCHEDULE	OF SCHEDULE	RPI	RPI	RPI	RPI
DIV. I ONLY	10- 13	212	5- 5	5	14	56	56	1	1	
DIV. I NON-CONF.	5- 6	186	0- 0	24	68	114	114	1	1	
TOTALS	RPI 1-25	RPI 26-50	W-L RECORDS	RPI 51-100	RPI 101-150	RPI 150+				
10- 13	1- 7	2- 0	OVERALL	2- 4	2- 2	3- 0				
7- 4	1- 2	1- 0	HOME	1- 2	2- 0	2- 0				
2- 8	0- 4	1- 0	AWAY	1- 2	0- 2	0- 0				
1- 1	0- 1	0- 0	NEUTRAL	0- 0	0- 0	1- 0				
5- 6	0- 2	0- 0	NON-CONFERENCE	0- 3	2- 1	3- 0				
4- 2	0- 0	0- 0	HOME	0- 2	2- 0	2- 0				
0- 3	0- 1	0- 0	AWAY	0- 1	0- 1	0- 0				
1- 1	0- 1	0- 0	NEUTRAL	0- 0	0- 0	1- 0				
5- 7	1- 5	2- 0	CONFERENCE	2- 1	0- 1	0- 0				
3- 2	1- 2	1- 0	HOME	1- 0	0- 0	0- 0				
2- 5	0- 3	1- 0	AWAY	1- 1	0- 1	0- 0				
0- 0	0- 0	0- 0	NEUTRAL	0- 0	0- 0	0- 0				

RPI 1-25				RPI 26-50				RPI 51-100 Team's RPI: 56				RPI 101+			
RPI	S	Opponent	Score	RPI	S	Opponent	Score	RPI	S	Opponent	Score	RPI	S	Opponent	Score
7	A	Oregon St.	58 80	37	A	Oregon	75 59	55	H	Oklahoma St.	72 79	120	A	Saint Louis	70 73
9	A	Washington	63 94	40	H	California	84 79	70	A	Utah	61 55	125	A	Arizona	55 56
9	H	Washington	44 87					75	H	Southern California	74 57	126	H	St. Mary's (CA)	85 69
11	H	UCLA	82 73					78	A	Gonzaga	61 79	149	H	San Francisco	73 35
12	H	Stanford	54 76					85	H	Boise St.	73 77	179	N	Nebraska	79 65
16	A	Kentucky	67 69					88	A	Colorado	58 70	210	H	Loyola Marymount	92 45
17	N	Maryland	69 79									218	H	San Diego	83 73
24	A	Arizona St.	49 68												
LAST 12 Division I GAMES:															
70	A	Utah	61 55	24	A	Arizona St.	49 68								
88	A	Colorado	58 70	75	H	Southern California	74 57								
40	H	California	84 79	11	H	UCLA	82 73								
12	H	Stanford	54 76	37	A	Oregon	75 59								
9	H	Washington	44 87	7	A	Oregon St.	58 80								
125	A	Arizona	55 56	9	A	Washington	63 94								

Non-Div I Games:

Washington St.

Average RPI Win:	284	WON-LOST	WINNING	LAST 10	STRENGTH OF	OPP. STRENGTH	TEAM	ADJ.	CONF.	ADJ CONF.
Average RPI Loss:	132	RECORD	PCT. RANK	GAMES	SCHEDULE	OF SCHEDULE	RPI	RPI	RPI	RPI
DIV. I ONLY	8- 11	217	4- 6	261	225	228	228	19	19	
DIV. I NON-CONF.	4- 5	198	0- 2	312	209	240	240	18	18	
TOTALS	RPI 1-25	RPI 26-50	W-L RECORDS	RPI 51-100	RPI 101-150	RPI 150+				
8- 11	0- 0	0- 0	OVERALL	0- 3	0- 5	8- 3				
3- 5	0- 0	0- 0	HOME	0- 1	0- 2	3- 2				
5- 5	0- 0	0- 0	AWAY	0- 2	0- 2	5- 1				
0- 1	0- 0	0- 0	NEUTRAL	0- 0	0- 1	0- 0				
4- 5	0- 0	0- 0	NON-CONFERENCE	0- 2	0- 1	4- 2				
1- 2	0- 0	0- 0	HOME	0- 0	0- 0	1- 2				
3- 2	0- 0	0- 0	AWAY	0- 2	0- 0	3- 0				
0- 1	0- 0	0- 0	NEUTRAL	0- 0	0- 1	0- 0				
4- 6	0- 0	0- 0	CONFERENCE	0- 1	0- 4	4- 1				
2- 3	0- 0	0- 0	HOME	0- 1	0- 2	2- 0				
2- 3	0- 0	0- 0	AWAY	0- 0	0- 2	2- 1				
0- 0	0- 0	0- 0	NEUTRAL	0- 0	0- 0	0- 0				

RPI	S	Opponent	Score	RPI	S	Opponent	Score	RPI	S	Opponent	Score	RPI	S	Opponent	Score	Team's RPI: 228
63	H	Montana St.	68	83	108	H	Northern Colo.	79	88	134	N	Stetson	68	70		
70	A	Utah	52	71	139	H	North Dakota	65	70	140	A	Idaho	77	95		
100	A	BYU	64	73	144	A	Eastern Wash.	85	99	167	H	Fresno St.	57	60		
					190	A	Idaho St.	52	57	190	H	Idaho St.	50	43		
					197	H	CSUN	78	89	197	H	CSUN	78	89		
					270	A	FIU	64	61	270	A	FIU	64	61		
					272	A	Southern Utah	73	68	272	A	Southern Utah	73	68		
					273	H	Portland	76	37	273	H	Portland	76	37		
					296	A	Northern Ariz.	75	64	296	A	Northern Ariz.	75	64		
					313	A	Air Force	76	61	313	A	Air Force	76	61		
					328	H	Montana	74	58	328	H	Montana	74	58		
					331	A	Utah Valley	64	61	331	A	Utah Valley	64	61		
LAST 12 Division I GAMES:																
296	A	Northern Ariz.	75	64	140	A	Idaho	77	95							
272	A	Southern Utah	73	68	190	H	Idaho St.	50	43							
190	A	Idaho St.	52	57	328	H	Montana	74	58							
108	H	Northern Colo.	79	88	63	H	Montana St.	68	83							
139	H	North Dakota	65	70	167	H	Fresno St.	57	60							
144	A	Eastern Wash.	85	99	70	A	Utah	52	71							

Non-Div I Games: Cal St. San B'dino 75 69 Westminster (UT) 81 68

Weber St.

Loss, Non-Conf, S Site, H Home A Away N Neutral

Average RPI Win:	197	WON-LOST	WINNING	LAST 10	STRENGTH OF	OPP. STRENGTH	TEAM	ADJ.	CONF.	ADJ CONF.
Average RPI Loss:	26	RECORD	PCT. RANK	GAMES	SCHEDULE	OF SCHEDULE	RPI	RPI	RPI	RPI
DIV. I ONLY	16- 7	73	3- 7	87	65	64	64	4	4	
DIV. I NON-CONF.	12- 0	1	1- 0	281	309	60	60	3	3	
TOTALS	RPI 1-25	RPI 26-50	W-L RECORDS	RPI 51-100	RPI 101-150	RPI 150+				
16- 7	2- 5	0- 0	OVERALL	2- 2	2- 0	10- 0				
11- 3	1- 2	0- 0	HOME	2- 1	0- 0	8- 0				
2- 4	0- 3	0- 0	AWAY	0- 1	1- 0	1- 0				
3- 0	1- 0	0- 0	NEUTRAL	0- 0	1- 0	1- 0				
12- 0	1- 0	0- 0	NON-CONFERENCE	1- 0	1- 0	9- 0				
9- 0	0- 0	0- 0	HOME	1- 0	0- 0	8- 0				
0- 0	0- 0	0- 0	AWAY	0- 0	0- 0	0- 0				
3- 0	1- 0	0- 0	NEUTRAL	0- 0	1- 0	1- 0				
4- 7	1- 5	0- 0	CONFERENCE	1- 2	1- 0	1- 0				
2- 3	1- 2	0- 0	HOME	1- 1	0- 0	0- 0				
2- 4	0- 3	0- 0	AWAY	0- 1	1- 0	1- 0				
0- 0	0- 0	0- 0	NEUTRAL	0- 0	0- 0	0- 0				

RPI	S	Opponent	Score
6	A	Texas	54 69
6	H	Texas	63 73
8	A	Baylor	73 79
8	H	Baylor	56 91
18	H	Oklahoma	83 73
21	A	Kansas St.	71 86
25	N	Auburn	56 52

RPI	S	Opponent	Score
62	A	Texas Tech	66 75
62	H	Texas Tech	89 79
71	H	Iowa St.	55 80
96	H	Ole Miss	66 61

RPI	S	Opponent	Score
62	A	Texas Tech	66 75
62	H	Texas Tech	89 79
71	H	Iowa St.	55 80
96	H	Ole Miss	66 61

RPI	S	Opponent	Score
124	A	TCU	83 61
132	N	East Carolina	79 47
153	A	Kansas	62 51
188	H	Morehead St.	94 53
252	H	Howard	95 49
274	H	Charleston So.	88 38
278	N	N.C. A&T	80 64
292	H	Coppin St.	69 39
293	H	High Point	82 59
317	H	USC Upstate	91 33
318	H	Mt. St. Mary's	77 45
335	H	Longwood	107 40

LAST 12 Division I GAMES:

71	H	Iowa St.	55 80	62	A	Texas Tech	66 75
6	A	Texas	54 69	18	H	Oklahoma	83 73
62	H	Texas Tech	89 79	8	H	Baylor	56 91
8	A	Baylor	73 79	21	A	Kansas St.	71 86
153	A	Kansas	62 51	124	A	TCU	83 61
6	H	Texas	63 73	318	H	Mt. St. Mary's	77 45

Non-Div I Games:

West Virginia

■ Loss,
 ■ Non-Conf,
 S Site,
 ■ Home
 ■ Away
 N Neutral

Average RPI Win:	286	WON-LOST	WINNING	LAST 10	STRENGTH OF	OPP. STRENGTH	TEAM	ADJ.	CONF.	ADJ CONF.
Average RPI Loss:	174	RECORD	PCT. RANK	GAMES	SCHEDULE	OF SCHEDULE	RPI	RPI	RPI	RPI
DIV. I ONLY	6- 17	295	3- 7	181	297	286	286	18	18	
DIV. I NON-CONF.	4- 10	259	2- 1	182	313	259	259	21	21	
TOTALS	RPI 1-25	RPI 26-50	W-L RECORDS	RPI 51-100	RPI 101-150	RPI 150+				
6- 17	0- 1	0- 0	OVERALL	0- 2	0- 5	6- 9				
4- 5	0- 0	0- 0	HOME	0- 0	0- 1	4- 4				
2- 10	0- 1	0- 0	AWAY	0- 2	0- 2	2- 5				
0- 2	0- 0	0- 0	NEUTRAL	0- 0	0- 2	0- 0				
4- 10	0- 1	0- 0	NON-CONFERENCE	0- 1	0- 4	4- 4				
2- 3	0- 0	0- 0	HOME	0- 0	0- 0	2- 3				
2- 5	0- 1	0- 0	AWAY	0- 1	0- 2	2- 1				
0- 2	0- 0	0- 0	NEUTRAL	0- 0	0- 2	0- 0				
2- 7	0- 0	0- 0	CONFERENCE	0- 1	0- 1	2- 5				
2- 2	0- 0	0- 0	HOME	0- 0	0- 1	2- 1				
0- 5	0- 0	0- 0	AWAY	0- 1	0- 0	0- 4				
0- 0	0- 0	0- 0	NEUTRAL	0- 0	0- 0	0- 0				

RPI 1-25				RPI 26-50				RPI 51-100				RPI 101+ Team's RPI: 286			
RPI	S	Opponent	Score	RPI	S	Opponent	Score	RPI	S	Opponent	Score	RPI	S	Opponent	Score
5	A	Florida St.	41 90					95	A	Chattanooga	46 67	103	H	Mercer	57 59
								97	A	Georgia	43 78	107	N	Duquesne	50 65
												112	A	Clemson	63 78
												127	A	Radford	39 67
												149	N	San Francisco	52 73
												187	A	ETSU	57 76
												222	H	Campbell	48 50
												225	A	UNC Asheville	53 62
												226	H	Samford	42 49
												238	A	Wofford	59 68
												238	H	Wofford	69 66
												254	A	UNCG	45 62
												255	A	Furman	44 73
												255	H	Furman	75 72
												261	H	UT Martin	72 84
												274	H	Charleston So.	58 53
												291	H	Gardner-Webb	60 68
												293	H	High Point	73 64
												315	A	Eastern Ky.	72 61
												340	A	Florida A&M	62 61
LAST 12 Division I GAMES:															
238	H	Wofford	69 66	226	H	Samford	42 49								
255	H	Furman	75 72	255	A	Furman	44 73								
254	A	UNCG	45 62	238	A	Wofford	59 68								
187	A	ETSU	57 76	274	H	Charleston So.	58 53								
95	A	Chattanooga	46 67	97	A	Georgia	43 78								
103	H	Mercer	57 59	293	H	High Point	73 64								

Non-Div I Games: North Greenville 95 48

Western Caro.

■ Loss,
 ■ Non-Conf,
 ■ S Site,
 ■ Home
 ■ A Away
 N Neutral

Average RPI Win:	226	WON-LOST	WINNING	LAST 10	STRENGTH OF	OPP. STRENGTH	TEAM	ADJ.	CONF.	ADJ CONF.
Average RPI Loss:	73	RECORD	PCT. RANK	GAMES	SCHEDULE	OF SCHEDULE	RPI	RPI	RPI	RPI
DIV. I ONLY	16- 6	54	7- 3	221	147	89	89	11	11	
DIV. I NON-CONF.	8- 3	67	1- 0	284	214	101	101	10	10	
<hr/>										
TOTALS	RPI 1-25	RPI 26-50	W-L RECORDS	RPI 51-100	RPI 101-150	RPI 150+				
16- 6	0- 0	0- 3	OVERALL	2- 2	2- 0	12- 1				
8- 1	0- 0	0- 0	HOME	1- 1	1- 0	6- 0				
8- 5	0- 0	0- 0	AWAY	1- 0	1- 0	6- 0				
0- 0	0- 0	0- 0	NEUTRAL	0- 0	0- 0	0- 0				
8- 3	0- 0	0- 2	NON-CONFERENCE	1- 0	0- 0	7- 1				
4- 0	0- 0	0- 0	HOME	1- 0	0- 0	3- 0				
4- 3	0- 0	0- 2	AWAY	0- 0	0- 0	4- 1				
0- 0	0- 0	0- 0	NEUTRAL	0- 0	0- 0	0- 0				
8- 3	0- 0	0- 1	CONFERENCE	1- 2	2- 0	5- 0				
4- 1	0- 0	0- 0	HOME	0- 1	1- 0	3- 0				
4- 2	0- 0	0- 1	AWAY	1- 1	1- 0	2- 0				
0- 0	0- 0	0- 0	NEUTRAL	0- 0	0- 0	0- 0				

RPI 1-25				RPI 26-50				RPI 51-100				Team's RPI: 89	RPI 101+			
RPI	S	Opponent	Score	RPI	S	Opponent	Score	RPI	S	Opponent	Score		RPI	S	Opponent	Score
				30	A	Missouri	68 71	60	A	South Dakota	86 78		138	A	Oral Roberts	76 62
				39	A	South Dakota St.	58 73	76	A	IUPUI	52 66		138	H	Oral Roberts	76 72
				43	A	Marquette	61 77	76	H	IUPUI	72 76		163	A	Omaha	78 74
								77	H	Northern Ill.	83 79		163	H	Omaha	80 63
													173	A	Milwaukee	68 76
													208	A	SIUE	76 74
													227	H	Bradley	91 77
													282	H	North Dakota St.	110 81
													283	A	Southeast Mo. St.	100 87
													297	H	Eastern Ill.	83 62
													302	H	Denver	87 62
													310	A	UMKC	78 65
													319	H	Illinois St.	80 50
													324	A	Fort Wayne	75 53
													329	A	Chicago St.	54 50
LAST 12 Division I GAMES:																
				163	H	Omaha	80 63	163	A	Omaha	78 74					
				138	A	Oral Roberts	76 62	138	H	Oral Roberts	76 72					
				60	A	South Dakota	86 78	302	H	Denver	87 62					
				76	H	IUPUI	72 76	76	A	IUPUI	52 66					
				39	A	South Dakota St.	58 73	324	A	Fort Wayne	75 53					
				282	H	North Dakota St.	110 81	319	H	Illinois St.	80 50					

Non-Div I Games: Graceland (IA) 118 40 Monmouth (IL) 113 29

Western Ill.

Loss, Non-Conf, S Site, H Home A Away N Neutral

Average RPI Win:	207	WON-LOST	WINNING	LAST 10	STRENGTH OF	OPP. STRENGTH	TEAM	ADJ.	CONF.	ADJ CONF.
Average RPI Loss:	66	RECORD	PCT. RANK	GAMES	SCHEDULE	OF SCHEDULE	RPI	RPI	RPI	RPI
DIV. I ONLY	17- 6	44	3- 0	160	121	82	82	14	14	
DIV. I NON-CONF.	8- 4	97	1- 0	143	91	100	100	16	16	
TOTALS	RPI 1-25	RPI 26-50	W-L RECORDS	RPI 51-100	RPI 101-150	RPI 150+				
17- 6	0- 2	0- 0	OVERALL	2- 3	4- 1	11- 0				
12- 1	0- 0	0- 0	HOME	2- 1	2- 0	8- 0				
4- 3	0- 1	0- 0	AWAY	0- 1	1- 1	3- 0				
1- 2	0- 1	0- 0	NEUTRAL	0- 1	1- 0	0- 0				
8- 4	0- 2	0- 0	NON-CONFERENCE	1- 2	2- 0	5- 0				
5- 1	0- 0	0- 0	HOME	1- 1	1- 0	3- 0				
2- 1	0- 1	0- 0	AWAY	0- 0	0- 0	2- 0				
1- 2	0- 1	0- 0	NEUTRAL	0- 1	1- 0	0- 0				
9- 2	0- 0	0- 0	CONFERENCE	1- 1	2- 1	6- 0				
7- 0	0- 0	0- 0	HOME	1- 0	1- 0	5- 0				
2- 2	0- 0	0- 0	AWAY	0- 1	1- 1	1- 0				
0- 0	0- 0	0- 0	NEUTRAL	0- 0	0- 0	0- 0				

RPI 1-25				RPI 26-50				RPI 51-100 Team's RPI: 82				RPI 101+			
RPI	S	Opponent	Score	RPI	S	Opponent	Score	RPI	S	Opponent	Score	RPI	S	Opponent	Score
13	A	Louisville	61 68					53	H	Indiana	85 74	106	N	Kent St.	79 73
15	N	DePaul	69 77					54	N	George Washington	49 68	117	H	Southern Miss.	79 53
								73	H	UT Arlington	68 71	129	H	Ball St.	68 61
								91	A	Charlotte	85 89	133	A	Old Dominion	67 62
								93	H	Middle Tenn.	66 51	150	A	UTSA	77 80
												159	H	Louisiana Tech	67 58
												178	H	Col. of Charleston	89 76
												204	H	UAB	60 48
												248	A	Austin Peay	85 65
												249	H	Marshall	73 57
												270	H	FIU	90 38
												287	A	UTEP	71 54
												295	H	Lipscomb	87 35
												315	A	Eastern Ky.	90 63
												330	H	Fla. Atlantic	76 55
												349	H	Alabama A&M	96 32
LAST 12 Division I GAMES:															
106	N	Kent St.	79 73	93	H	Middle Tenn.	66 51								
117	H	Southern Miss.	79 53	204	H	UAB	60 48								
159	H	Louisiana Tech	67 58	133	A	Old Dominion	67 62								
150	A	UTSA	77 80	91	A	Charlotte	85 89								
287	A	UTEP	71 54	270	H	FIU	90 38								
249	H	Marshall	73 57	330	H	Fla. Atlantic	76 55								

Non-Div I Games:

Western Ky.

WON-LOST RECORD				STRENGTH OF SCHEDULE					
Average RPI Win:	WON-LOST RECORD	WINNING PCT.	LAST 10 GAMES	STRENGTH OF SCHEDULE	OPP. STRENGTH OF SCHEDULE	TEAM RPI	ADJ. RPI	CONF. RPI	ADJ CONF. RPI
264									
Average RPI Loss: 71									
DIV. I ONLY	14- 7	82	5- 5	318	118	162	162	10	10
DIV. I NON-CONF.	9- 2	37	2- 0	347	156	177	177	11	11
TOTALS	RPI 1-25	RPI 26-50	W-L RECORDS	RPI 51-100	RPI 101-150	RPI 150+			
14- 7	0- 0	0- 3	OVERALL	0- 2	1- 2	13- 0			
6- 3	0- 0	0- 1	HOME	0- 1	0- 1	6- 0			
7- 4	0- 0	0- 0	AWAY	0- 1	1- 0	6- 0			
1- 0	0- 0	0- 0	NEUTRAL	0- 0	0- 0	1- 0			
9- 2	0- 0	0- 2	NON-CONFERENCE	0- 0	1- 0	8- 0			
4- 1	0- 0	0- 1	HOME	0- 0	0- 0	4- 0			
4- 1	0- 0	0- 1	AWAY	0- 0	1- 0	3- 0			
1- 0	0- 0	0- 0	NEUTRAL	0- 0	0- 0	1- 0			
5- 5	0- 0	0- 1	CONFERENCE	0- 2	0- 2	5- 0			
2- 2	0- 0	0- 0	HOME	0- 1	0- 1	2- 0			
3- 3	0- 0	0- 1	AWAY	0- 1	0- 1	3- 0			
0- 0	0- 0	0- 0	NEUTRAL	0- 0	0- 0	0- 0			

RPI 1-25				RPI 26-50				RPI 51-100				RPI 101+				Team's RPI: 162	
RPI	S	Opponent	Score	RPI	S	Opponent	Score	RPI	S	Opponent	Score	RPI	S	Opponent	Score		
				29	A	Michigan	40 66	68	H	Buffalo	47 62	106	H	Kent St.	67 71		
				45	A	Ohio	67 80	77	A	Northern Ill.	62 67	129	A	Ball St.	56 61		
				46	H	Michigan St.	64 68					146	A	Detroit	75 65		
												211	A	Akron	73 57		
												211	H	Akron	73 60		
												220	A	Miami (OH)	85 60		
												227	H	Bradley	83 64		
												258	H	Bowling Green	75 58		
												264	A	Eastern Mich.	76 67		
												279	H	Davidson	76 63		
												282	A	North Dakota St.	68 63		
												310	A	UMKC	66 54		
												315	N	Eastern Ky.	74 59		
												316	H	Loyola Chicago	65 53		
												324	H	Fort Wayne	61 35		
												329	A	Chicago St.	64 51		
LAST 12 Division I GAMES:																	
				77	A	Northern Ill.	62 67	258	H	Bowling Green	75 58						
				68	H	Buffalo	47 62	129	A	Ball St.	56 61						
				45	A	Ohio	67 80	220	A	Miami (OH)	85 60						
				211	A	Akron	73 57	211	H	Akron	73 60						
				106	H	Kent St.	67 71	329	A	Chicago St.	64 51						
				264	A	Eastern Mich.	76 67	227	H	Bradley	83 64						

Non-Div I Games:

Western Mich.

■ Loss, ■ Non-Conf, S Site, H Home A Away N Neutral

Average RPI Win:	233	WON-LOST	WINNING	LAST 10	STRENGTH OF	OPP. STRENGTH	TEAM	ADJ.	CONF.	ADJ CONF.
Average RPI Loss:	103	RECORD	PCT. RANK	GAMES	SCHEDULE	OF SCHEDULE	RPI	RPI	RPI	RPI
DIV. I ONLY	10- 11	194	5- 5	166	117	193	193	16	16	
DIV. I NON-CONF.	5- 6	186	1- 1	110	58	181	181	14	14	
TOTALS	RPI 1-25	RPI 26-50	W-L RECORDS	RPI 51-100	RPI 101-150	RPI 150+				
10- 11	1- 1	0- 3	OVERALL	0- 3	1- 0	8- 4				
6- 5	1- 0	0- 2	HOME	0- 1	1- 0	4- 2				
3- 4	0- 0	0- 1	AWAY	0- 1	0- 0	3- 2				
1- 2	0- 1	0- 0	NEUTRAL	0- 1	0- 0	1- 0				
5- 6	1- 1	0- 2	NON-CONFERENCE	0- 2	1- 0	3- 1				
4- 2	1- 0	0- 1	HOME	0- 0	1- 0	2- 1				
0- 2	0- 0	0- 1	AWAY	0- 1	0- 0	0- 0				
1- 2	0- 1	0- 0	NEUTRAL	0- 1	0- 0	1- 0				
5- 5	0- 0	0- 1	CONFERENCE	0- 1	0- 0	5- 3				
2- 3	0- 0	0- 1	HOME	0- 1	0- 0	2- 1				
3- 2	0- 0	0- 0	AWAY	0- 0	0- 0	3- 2				
0- 0	0- 0	0- 0	NEUTRAL	0- 0	0- 0	0- 0				

RPI 1-25				RPI 26-50				RPI 51-100				RPI 101+ Team's RPI: 193			
RPI	S	Opponent	Score	RPI	S	Opponent	Score	RPI	S	Opponent	Score	RPI	S	Opponent	Score
12	N	Stanford	39 87	30	A	Missouri	57 64	57	H	UNI	61 63	135	H	Abilene Christian	81 62
22	H	Creighton	62 54	32	H	Drake	78 83	73	A	UT Arlington	70 74	152	A	Missouri St.	62 73
				39	H	South Dakota St.	58 78	94	N	Purdue	49 86	152	H	Missouri St.	60 65
												183	A	Southern Ill.	54 77
												185	N	Northeastern	87 73
												198	A	Indiana St.	56 42
												227	H	Bradley	65 54
												269	A	Evansville	74 67
												310	H	UMKC	54 56
												316	A	Loyola Chicago	83 64
												319	H	Illinois St.	67 45
												325	H	Arkansas St.	69 51
												336	H	Incarnate Word	73 63
LAST 12 Division I GAMES:															
152	H	Missouri St.	60 65	183	A	Southern Ill.	54 77								
316	A	Loyola Chicago	83 64	152	A	Missouri St.	62 73								
198	A	Indiana St.	56 42	57	H	UNI	61 63								
319	H	Illinois St.	67 45	32	H	Drake	78 83								
227	H	Bradley	65 54	39	H	South Dakota St.	58 78								
269	A	Evansville	74 67	336	H	Incarnate Word	73 63								

Non-Div I Games:

Wichita St.

■ Loss,
■ Non-Conf,
■ S Site,
■ H Home
■ A Away
N Neutral

William & Mary

Through Games Of Feb. 6, 2017

Average RPI Win:	219	WON-LOST	WINNING	LAST 10	STRENGTH OF	OPP. STRENGTH	TEAM	ADJ.	CONF.	ADJ CONF.
Average RPI Loss:	110	RECORD	PCT. RANK	GAMES	SCHEDULE	OF SCHEDULE	RPI	RPI	RPI	RPI
DIV. I ONLY	14- 7	82	4- 6	222	133	136	136	8	8	
DIV. I NON-CONF.	10- 1	16	2- 0	270	306	89	89	8	8	
TOTALS	RPI 1-25	RPI 26-50	W-L RECORDS	RPI 51-100	RPI 101-150	RPI 150+				
14- 7	0- 0	0- 2	OVERALL	0- 1	3- 1	11- 3				
7- 4	0- 0	0- 2	HOME	0- 1	1- 1	6- 0				
7- 3	0- 0	0- 0	AWAY	0- 0	2- 0	5- 3				
0- 0	0- 0	0- 0	NEUTRAL	0- 0	0- 0	0- 0				
10- 1	0- 0	0- 0	NON-CONFERENCE	0- 1	2- 0	8- 0				
6- 1	0- 0	0- 0	HOME	0- 1	1- 0	5- 0				
4- 0	0- 0	0- 0	AWAY	0- 0	1- 0	3- 0				
0- 0	0- 0	0- 0	NEUTRAL	0- 0	0- 0	0- 0				
4- 6	0- 0	0- 2	CONFERENCE	0- 0	1- 1	3- 3				
1- 3	0- 0	0- 2	HOME	0- 0	0- 1	1- 0				
3- 3	0- 0	0- 0	AWAY	0- 0	1- 0	2- 3				
0- 0	0- 0	0- 0	NEUTRAL	0- 0	0- 0	0- 0				

RPI S	Opponent	Score	RPI S	Opponent	Score	RPI S	Opponent	Score	RPI S	Opponent	Score	Team's RPI: 136
28	H Elon	58 60	41	H James Madison	64 79	66	H St. John's (NY)	57 73	114	A Delaware	60 49	
									114	H Delaware	54 68	
									132	H East Carolina	82 72	
									133	A Old Dominion	69 58	
									164	A Towson	60 64	
									175	A American	48 34	
									178	A Col. of Charleston	60 70	
									182	A Hofstra	61 64	
									185	A Northeastern	68 54	
									185	H Northeastern	60 58	
									213	H Saint Francis (PA)	73 60	
									214	H Dartmouth	63 50	
									221	A UNCW	57 43	
									243	H Richmond	67 39	
									268	A Norfolk St.	65 52	
									317	A USC Upstate	49 46	
									318	H Mt. St. Mary's	68 46	
									345	H Delaware St.	82 48	
LAST 12 Division I GAMES:												
182	A Hofstra	61 64	221	A UNCW	57 43							
185	A Northeastern	68 54	185	H Northeastern	60 58							
41	H James Madison	64 79	178	A Col. of Charleston	60 70							
114	H Delaware	54 68	114	A Delaware	60 49							
28	H Elon	58 60	132	H East Carolina	82 72							
164	A Towson	60 64	213	H Saint Francis (PA)	73 60							

Non-Div I Games:

William & Mary

Loss, Non-Conf, S Site, H Home A Away N Neutral

Average RPI Win:	335	WON-LOST	WINNING	LAST 10	STRENGTH OF	OPP. STRENGTH	TEAM	ADJ.	CONF.	ADJ CONF.
Average RPI Loss:	176	RECORD	PCT. RANK	GAMES	SCHEDULE	OF SCHEDULE	RPI	RPI	RPI	RPI
DIV. I ONLY	1- 20	346	1- 9	119	278	323	323	28	28	
DIV. I NON-CONF.	0- 11	335	0- 2	30	147	283	283	28	28	
TOTALS	RPI 1-25	RPI 26-50	W-L RECORDS	RPI 51-100	RPI 101-150	RPI 150+				
1- 20	0- 2	0- 2	OVERALL	0- 1	0- 3	1- 12				
1- 9	0- 0	0- 0	HOME	0- 0	0- 2	1- 7				
0- 8	0- 1	0- 1	AWAY	0- 0	0- 1	0- 5				
0- 3	0- 1	0- 1	NEUTRAL	0- 1	0- 0	0- 0				
0- 11	0- 2	0- 2	NON-CONFERENCE	0- 1	0- 1	0- 5				
0- 5	0- 0	0- 0	HOME	0- 0	0- 1	0- 4				
0- 3	0- 1	0- 1	AWAY	0- 0	0- 0	0- 1				
0- 3	0- 1	0- 1	NEUTRAL	0- 1	0- 0	0- 0				
1- 9	0- 0	0- 0	CONFERENCE	0- 0	0- 2	1- 7				
1- 4	0- 0	0- 0	HOME	0- 0	0- 1	1- 3				
0- 5	0- 0	0- 0	AWAY	0- 0	0- 1	0- 4				
0- 0	0- 0	0- 0	NEUTRAL	0- 0	0- 0	0- 0				

RPI 1-25			RPI 26-50			RPI 51-100			RPI 101+			Team's RPI: 323
RPI	S	Opponent	Score	RPI	S	Opponent	Score	RPI	S	Opponent	Score	
5	N	Florida St.	35 98	29	N	Michigan	39 76	78	N	Gonzaga	41 71	103 H Mercer
8	A	Baylor	32 140	31	A	Ohio St.	48 88					127 A Radford
												127 H Radford
												178 H Col. of Charleston
												187 A ETSU
												211 H Akron
												222 A Campbell
												225 H UNC Asheville
												244 H Presbyterian
												265 A Liberty
												274 A Charleston So.
												276 H Tennessee Tech
												291 H Gardner-Webb
												293 A High Point
												335 H Longwood
												341 H South Carolina St.
												55 63
LAST 12 Division I GAMES:												
127	A	Radford	49 74	274	A	Charleston So.	52 71					
291	H	Gardner-Webb	54 89	225	H	UNC Asheville	53 68					
265	A	Liberty	51 80	127	H	Radford	50 60					
335	H	Longwood	78 72	293	A	High Point	43 88					
244	H	Presbyterian	39 78	31	A	Ohio St.	48 88					
222	A	Campbell	32 61	103	H	Mercer	48 71					

Non-Div I Games: N.C. Wesleyan 89 40

Winthrop

■ Loss,
 ■ Non-Conf,
 ■ S Site,
 ■ H Home
 ■ A Away
 N Neutral

Average RPI Win:	222	WON-LOST	WINNING	LAST 10	STRENGTH OF	OPP. STRENGTH	TEAM	ADJ.	CONF.	ADJ CONF.
Average RPI Loss:	90	RECORD	PCT. RANK	GAMES	SCHEDULE	OF SCHEDULE	RPI	RPI	RPI	RPI
DIV. I ONLY	5- 18	309	0- 10	43	105	202	202	6	6	
DIV. I NON-CONF.	5- 8	218	1- 1	90	259	191	191	6	6	
TOTALS	RPI 1-25	RPI 26-50	W-L RECORDS	RPI 51-100	RPI 101-150	RPI 150+				
5- 18	0- 0	1- 5	OVERALL	0- 9	0- 0	4- 4				
2- 10	0- 0	0- 4	HOME	0- 4	0- 0	2- 2				
2- 7	0- 0	1- 1	AWAY	0- 4	0- 0	1- 2				
1- 1	0- 0	0- 0	NEUTRAL	0- 1	0- 0	1- 0				
5- 8	0- 0	1- 1	NON-CONFERENCE	0- 4	0- 0	4- 3				
2- 5	0- 0	0- 1	HOME	0- 2	0- 0	2- 2				
2- 2	0- 0	1- 0	AWAY	0- 1	0- 0	1- 1				
1- 1	0- 0	0- 0	NEUTRAL	0- 1	0- 0	1- 0				
0- 10	0- 0	0- 4	CONFERENCE	0- 5	0- 0	0- 1				
0- 5	0- 0	0- 3	HOME	0- 2	0- 0	0- 0				
0- 5	0- 0	0- 1	AWAY	0- 3	0- 0	0- 1				
0- 0	0- 0	0- 0	NEUTRAL	0- 0	0- 0	0- 0				

RPI S	Opponent	Score	RPI S	Opponent	Score	RPI S	Opponent	Score	RPI S	Opponent	Score	Team's RPI: 202
			29 H	Michigan	56 73	51 A	Northwestern	43 63	173 A	Milwaukee	63 80	
			31 A	Ohio St.	61 70	52 A	Minnesota	60 88	189 A	Rutgers	52 68	
			31 H	Ohio St.	68 96	53 H	Indiana	54 78	190 H	Idaho St.	35 42	
			33 A	Green Bay	54 53	61 H	Dayton	64 83	213 H	Saint Francis (PA)	100 103	
			43 H	Marquette	75 81	84 A	Penn St.	46 76	235 N	Tennessee St.	80 70	
			46 H	Michigan St.	57 81	86 H	North Carolina	59 72	237 H	Butler	60 55	
						91 A	Charlotte	48 63	284 H	Mississippi Val.	103 61	
						94 H	Purdue	57 79	319 A	Illinois St.	64 46	
						96 N	Ole Miss	44 69				
LAST 12 Division I GAMES:												
			31 H	Ohio St.	68 96	94 H	Purdue	57 79				
			51 A	Northwestern	43 63	52 A	Minnesota	60 88				
			53 H	Indiana	54 78	189 A	Rutgers	52 68				
			46 H	Michigan St.	57 81	29 H	Michigan	56 73				
			31 A	Ohio St.	61 70	33 A	Green Bay	54 53				
			84 A	Penn St.	46 76	43 H	Marquette	75 81				

Non-Div I Games:

Wisconsin

 Loss,
 Non-Conf,
 S Site,
 H Home
 A Away
N Neutral

Average RPI Win: 283	WON-LOST	WINNING	LAST 10	STRENGTH OF	OPP. STRENGTH	TEAM	ADJ.	CONF.	ADJ CONF.
Average RPI Loss: 165	RECORD	PCT. RANK	GAMES	SCHEDULE	OF SCHEDULE	RPI	RPI	RPI	RPI
DIV. I ONLY	10- 12	202	2- 7	305	268	238	238	18	18
DIV. I NON-CONF.	8- 5	124	1- 1	315	302	176	176	21	21
TOTALS	RPI 1-25	RPI 26-50	W-L RECORDS	RPI 51-100	RPI 101-150	RPI 150+			
10- 12	0- 0	0- 1	OVERALL	0- 3	0- 1	10- 7			
5- 3	0- 0	0- 0	HOME	0- 1	0- 0	5- 2			
5- 7	0- 0	0- 1	AWAY	0- 0	0- 1	5- 5			
0- 2	0- 0	0- 0	NEUTRAL	0- 2	0- 0	0- 0			
8- 5	0- 0	0- 1	NON-CONFERENCE	0- 2	0- 0	8- 2			
3- 0	0- 0	0- 0	HOME	0- 0	0- 0	3- 0			
5- 3	0- 0	0- 1	AWAY	0- 0	0- 0	5- 2			
0- 2	0- 0	0- 0	NEUTRAL	0- 2	0- 0	0- 0			
2- 7	0- 0	0- 0	CONFERENCE	0- 1	0- 1	2- 5			
2- 3	0- 0	0- 0	HOME	0- 1	0- 0	2- 2			
0- 4	0- 0	0- 0	AWAY	0- 0	0- 1	0- 3			
0- 0	0- 0	0- 0	NEUTRAL	0- 0	0- 0	0- 0			

RPI S	Opponent	Score	RPI S	Opponent	Score	RPI S	Opponent	Score	RPI S	Opponent	Score	Team's RPI: 238
36	A North Carolina St.	40 80	74	N Florida	51 74	103	A Mercer	39 54	103	A Mercer	39 54	
			81	N Jacksonville	60 66	163	A Omaha	64 89	163	A Omaha	64 89	
			95	H Chattanooga	61 71	187	H ETSU	69 77	187	H ETSU	69 77	
						221	A UNCW	71 67	221	A UNCW	71 67	
						225	A UNC Asheville	65 84	225	A UNC Asheville	65 84	
						226	A Samford	54 57	226	A Samford	54 57	
						239	H Coastal Caro.	67 62	239	H Coastal Caro.	67 62	
						254	A UNCG	61 67	254	A UNCG	61 67	
						254	H UNCG	54 48	254	H UNCG	54 48	
						255	H Furman	49 69	255	H Furman	49 69	
						274	A Charleston So.	59 45	274	A Charleston So.	59 45	
						281	A North Florida	79 60	281	A North Florida	79 60	
						286	A Western Caro.	66 69	286	A Western Caro.	66 69	
						286	H Western Caro.	68 59	286	H Western Caro.	68 59	
						291	H Gardner-Webb	75 66	291	H Gardner-Webb	75 66	
						294	A Kennesaw St.	78 49	294	A Kennesaw St.	78 49	
						341	H South Carolina St.	66 65	341	H South Carolina St.	66 65	
						344	A N.C. Central	64 54	344	A N.C. Central	64 54	
LAST 12 Division I GAMES:												
286	A Western Caro.	66 69	255	H Furman	49 69							
254	A UNCG	61 67	254	H UNCG	54 48							
187	H ETSU	69 77	286	H Western Caro.	68 59							
95	H Chattanooga	61 71	294	A Kennesaw St.	78 49							
103	A Mercer	39 54	81	N Jacksonville	60 66							
226	A Samford	54 57	281	A North Florida	79 60							

Non-Div I Games: Montreat 71 30 Erskine 116 74

Wofford

■ Loss,
■ Non-Conf,
■ S Site,
■ H Home
■ A Away
N Neutral

Average RPI Win:	255	WON-LOST	WINNING	LAST 10	STRENGTH OF	OPP. STRENGTH	TEAM	ADJ.	CONF.	ADJ CONF.
Average RPI Loss:	98	RECORD	PCT. RANK	GAMES	SCHEDULE	OF SCHEDULE	RPI	RPI	RPI	RPI
DIV. I ONLY	16- 5	35	9- 1	324	158	143	143	20	20	
DIV. I NON-CONF.	6- 4	126	1- 0	345	90	249	249	20	20	
TOTALS	RPI 1-25	RPI 26-50	W-L RECORDS	RPI 51-100	RPI 101-150	RPI 150+				
16- 5	0- 0	0- 2	OVERALL	0- 0	1- 2	15- 1				
8- 1	0- 0	0- 0	HOME	0- 0	1- 1	7- 0				
8- 2	0- 0	0- 1	AWAY	0- 0	0- 0	8- 1				
0- 2	0- 0	0- 1	NEUTRAL	0- 0	0- 1	0- 0				
6- 4	0- 0	0- 1	NON-CONFERENCE	0- 0	0- 2	6- 1				
3- 1	0- 0	0- 0	HOME	0- 0	0- 1	3- 0				
3- 1	0- 0	0- 0	AWAY	0- 0	0- 0	3- 1				
0- 2	0- 0	0- 1	NEUTRAL	0- 0	0- 1	0- 0				
10- 1	0- 0	0- 1	CONFERENCE	0- 0	1- 0	9- 0				
5- 0	0- 0	0- 0	HOME	0- 0	1- 0	4- 0				
5- 1	0- 0	0- 1	AWAY	0- 0	0- 0	5- 0				
0- 0	0- 0	0- 0	NEUTRAL	0- 0	0- 0	0- 0				

RPI 1-25				RPI 26-50				RPI 51-100				RPI 101+ Team's RPI: 143			
RPI	S	Opponent	Score	RPI	S	Opponent	Score	RPI	S	Opponent	Score	RPI	S	Opponent	Score
				33	A	Green Bay	41 62					106	H	Kent St.	69 79
				47	N	Georgetown	60 67					112	N	Clemson	51 75
												146	H	Detroit	77 69
												160	A	Oakland	73 61
												160	H	Oakland	84 66
												173	A	Milwaukee	69 51
												192	A	Illinois	72 76
												194	H	Cleveland St.	84 63
												220	H	Miami (OH)	65 57
												262	A	Northern Ky.	70 63
												262	H	Northern Ky.	67 47
												276	A	Tennessee Tech	65 54
												297	A	Eastern Ill.	71 61
												314	H	Youngstown St.	71 58
												315	H	Eastern Ky.	85 73
												320	A	Valparaiso	65 52
												324	H	Fort Wayne	62 51
												326	A	Ill.-Chicago	73 54
												329	A	Chicago St.	71 65
LAST 12 Division I GAMES:															
				262	H	Northern Ky.	67 47					262	A	Northern Ky.	70 63
				160	H	Oakland	84 66					194	H	Cleveland St.	84 63
				146	H	Detroit	77 69					314	H	Youngstown St.	71 58
				320	A	Valparaiso	65 52					33	A	Green Bay	41 62
				326	A	Ill.-Chicago	73 54					173	A	Milwaukee	69 51
				160	A	Oakland	73 61					220	H	Miami (OH)	65 57

Non-Div I Games: Grace (IN) 87 56 Cincinnati Christia 85 61

Wright St.

Loss, Non-Conf, S Site, H Home A Away N Neutral

Average RPI Win:	222	WON-LOST	WINNING	LAST 10	STRENGTH OF	OPP. STRENGTH	TEAM	ADJ.	CONF.	ADJ CONF.
Average RPI Loss:	76	RECORD	PCT. RANK	GAMES	SCHEDULE	OF SCHEDULE	RPI	RPI	RPI	RPI
DIV. I ONLY	15- 5	38	8- 2	258	125	104	104	13	13	
DIV. I NON-CONF.	6- 3	97	1- 0	269	151	148	148	15	15	
TOTALS	RPI 1-25	RPI 26-50	W-L RECORDS	RPI 51-100	RPI 101-150	RPI 150+				
15- 5	0- 0	0- 2	OVERALL	3- 2	1- 1	11- 0				
10- 1	0- 0	0- 0	HOME	2- 0	1- 1	7- 0				
5- 4	0- 0	0- 2	AWAY	1- 2	0- 0	4- 0				
0- 0	0- 0	0- 0	NEUTRAL	0- 0	0- 0	0- 0				
6- 3	0- 0	0- 2	NON-CONFERENCE	2- 0	0- 1	4- 0				
4- 1	0- 0	0- 0	HOME	1- 0	0- 1	3- 0				
2- 2	0- 0	0- 2	AWAY	1- 0	0- 0	1- 0				
0- 0	0- 0	0- 0	NEUTRAL	0- 0	0- 0	0- 0				
9- 2	0- 0	0- 0	CONFERENCE	1- 2	1- 0	7- 0				
6- 0	0- 0	0- 0	HOME	1- 0	1- 0	4- 0				
3- 2	0- 0	0- 0	AWAY	0- 2	0- 0	3- 0				
0- 0	0- 0	0- 0	NEUTRAL	0- 0	0- 0	0- 0				

RPI S	Opponent	Score	RPI S	Opponent	Score	RPI S	Opponent	Score	RPI S	Opponent	Score	Team's RPI: 104
32	A Drake	50 63	60	H South Dakota	69 62	140	H Idaho	71 74				
46	A Michigan St.	51 63	79	A UNLV	46 51	145	H New Mexico	68 52				
			79	H UNLV	79 57	167	H Fresno St.	70 48				
			85	A Boise St.	54 64	201	A Utah St.	71 48				
			88	A Colorado	82 75	207	H San Jose St.	89 60				
						234	H San Diego St.	80 67				
						272	H Southern Utah	68 48				
						290	A Nevada	72 59				
						302	H Denver	59 49				
						313	A Air Force	66 54				
						313	H Air Force	73 41				
						328	A Montana	67 42				
						338	H Cal St. Fullerton	61 26				
LAST 12 Division I GAMES:												
313	H Air Force	73 41	290	A Nevada	72 59							
234	H San Diego St.	80 67	201	A Utah St.	71 48							
85	A Boise St.	54 64	167	H Fresno St.	70 48							
79	A UNLV	46 51	79	H UNLV	79 57							
145	H New Mexico	68 52	313	A Air Force	66 54							
207	H San Jose St.	89 60	88	A Colorado	82 75							

Non-Div I Games: Adams St. 79 40 Chadron St. 74 50

Wyoming

Loss, Non-Conf, S Site, H Home A Away N Neutral

Average RPI Win:	227	WON-LOST	WINNING	LAST 10	STRENGTH OF	OPP. STRENGTH	TEAM	ADJ.	CONF.	ADJ CONF.
Average RPI Loss:	78	RECORD	PCT. RANK	GAMES	SCHEDULE	OF SCHEDULE	RPI	RPI	RPI	RPI
DIV. I ONLY	11- 12	186	2- 8	156	88	172	172	7	7	
DIV. I NON-CONF.	8- 3	67	0- 0	215	231	117	117	7	7	
TOTALS	RPI 1-25	RPI 26-50	W-L RECORDS	RPI 51-100	RPI 101-150	RPI 150+				
11- 12	0- 3	1- 2	OVERALL	0- 4	0- 1	10- 2				
7- 4	0- 0	1- 1	HOME	0- 2	0- 0	6- 1				
3- 6	0- 2	0- 1	AWAY	0- 2	0- 0	3- 1				
1- 2	0- 1	0- 0	NEUTRAL	0- 0	0- 1	1- 0				
8- 3	0- 1	1- 0	NON-CONFERENCE	0- 1	0- 1	7- 0				
6- 0	0- 0	1- 0	HOME	0- 0	0- 0	5- 0				
1- 1	0- 0	0- 0	AWAY	0- 1	0- 0	1- 0				
1- 2	0- 1	0- 0	NEUTRAL	0- 0	0- 1	1- 0				
3- 9	0- 2	0- 2	CONFERENCE	0- 3	0- 0	3- 2				
1- 4	0- 0	0- 1	HOME	0- 2	0- 0	1- 1				
2- 5	0- 2	0- 1	AWAY	0- 1	0- 0	2- 1				
0- 0	0- 0	0- 0	NEUTRAL	0- 0	0- 0	0- 0				

RPI 1-25				RPI 26-50				RPI 51-100				RPI 101+ Team's RPI: 172			
RPI	S	Opponent	Score	RPI	S	Opponent	Score	RPI	S	Opponent	Score	RPI	S	Opponent	Score
15	A	DePaul	69 85	29	H	Michigan	61 58	59	A	Wake Forest	45 58	117	N	Southern Miss.	59 73
18	N	Oklahoma	69 81	43	A	Marquette	61 85	66	A	St. John's (NY)	55 64	157	A	Cincinnati	72 61
22	A	Creighton	52 63	47	H	Georgetown	64 69	66	H	St. John's (NY)	48 65	171	A	Providence	54 51
								67	H	Villanova	47 72	180	A	Seton Hall	62 71
												180	H	Seton Hall	72 64
												235	H	Tennessee St.	63 54
												237	A	Butler	53 43
												237	H	Butler	62 65
												281	H	North Florida	83 46
												283	H	Southeast Mo. St.	54 48
												288	H	Ark.-Pine Bluff	62 41
												294	N	Kennesaw St.	75 52
												345	H	Delaware St.	86 53
LAST 12 Division I GAMES:															
237	A	Butler	53 43	43	A	Marquette	61 85								
66	A	St. John's (NY)	55 64	237	H	Butler	62 65								
180	A	Seton Hall	62 71	180	H	Seton Hall	72 64								
67	H	Villanova	47 72	66	H	St. John's (NY)	48 65								
47	H	Georgetown	64 69	22	A	Creighton	52 63								
15	A	DePaul	69 85	171	A	Providence	54 51								

Non-Div I Games:

Xavier

■ Loss,
 ■ Non-Conf,
 ■ S Site,
 ■ H Home
 ■ A Away
 N Neutral

Average RPI Win:	242	WON-LOST	WINNING	LAST 10	STRENGTH OF	OPP. STRENGTH	TEAM	ADJ.	CONF.	ADJ CONF.
Average RPI Loss:	145	RECORD	PCT. RANK	GAMES	SCHEDULE	OF SCHEDULE	RPI	RPI	RPI	RPI
DIV. I ONLY	10- 9	154	3- 7	170	257	151	151	9	9	
DIV. I NON-CONF.	9- 4	85	4- 2	273	288	125	125	9	9	
TOTALS	RPI 1-25	RPI 26-50	W-L RECORDS	RPI 51-100	RPI 101-150	RPI 150+				
10- 9	0- 1	0- 0	OVERALL	1- 1	1- 2	8- 5				
4- 3	0- 0	0- 0	HOME	0- 1	1- 1	3- 1				
6- 6	0- 1	0- 0	AWAY	1- 0	0- 1	5- 4				
0- 0	0- 0	0- 0	NEUTRAL	0- 0	0- 0	0- 0				
9- 4	0- 1	0- 0	NON-CONFERENCE	1- 0	1- 0	7- 3				
3- 1	0- 0	0- 0	HOME	0- 0	1- 0	2- 1				
6- 3	0- 1	0- 0	AWAY	1- 0	0- 0	5- 2				
0- 0	0- 0	0- 0	NEUTRAL	0- 0	0- 0	0- 0				
1- 5	0- 0	0- 0	CONFERENCE	0- 1	0- 2	1- 2				
1- 2	0- 0	0- 0	HOME	0- 1	0- 1	1- 0				
0- 3	0- 0	0- 0	AWAY	0- 0	0- 1	0- 2				
0- 0	0- 0	0- 0	NEUTRAL	0- 0	0- 0	0- 0				

RPI 1-25				RPI 26-50				RPI 51-100				RPI 101+ Team's RPI: 151			
RPI	S	Opponent	Score	RPI	S	Opponent	Score	RPI	S	Opponent	Score	RPI	S	Opponent	Score
12	A	Stanford	44 102					92	H	Cornell	63 76	119	A	Penn	55 66
								99	A	New Hampshire	64 58	142	H	Columbia	68 72
												148	H	Albany (NY)	64 53
												156	A	Brown	73 76
												156	H	Brown	73 51
												170	A	Army West Point	55 59
												174	A	Princeton	62 74
												177	H	Boston College	64 71
												205	H	Binghamton	57 48
												245	A	UC Santa Barbara	64 60
												266	A	Manhattan	57 63
												271	H	Vermont	77 48
												304	A	Holy Cross	71 70
												319	A	Illinois St.	59 45
												333	A	LIU Brooklyn	75 44
												342	A	Wagner	66 52
LAST 12 Division I GAMES:															
92	H	Cornell	63 76	245	A	UC Santa Barbara	64 60								
142	H	Columbia	68 72	12	A	Stanford	44 102								
156	H	Brown	73 51	99	A	New Hampshire	64 58								
156	A	Brown	73 76	177	H	Boston College	64 71								
174	A	Princeton	62 74	148	H	Albany (NY)	64 53								
119	A	Penn	55 66	333	A	LIU Brooklyn	75 44								

Non-Div I Games:

Yale

Average RPI Win:	276	WON-LOST	WINNING	LAST 10	STRENGTH OF	OPP. STRENGTH	TEAM	ADJ.	CONF.	ADJ CONF.
Average RPI Loss:	179	RECORD	PCT. RANK	GAMES	SCHEDULE	OF SCHEDULE	RPI	RPI	RPI	RPI
DIV. I ONLY	6- 15	283	4- 6	295	236	314	314	20	20	
DIV. I NON-CONF.	2- 7	284	0- 0	288	203	321	321	20	20	
TOTALS	RPI 1-25	RPI 26-50	W-L RECORDS	RPI 51-100	RPI 101-150	RPI 150+				
6- 15	0- 0	0- 1	OVERALL	0- 1	0- 4	6- 9				
4- 5	0- 0	0- 1	HOME	0- 1	0- 0	4- 3				
1- 10	0- 0	0- 0	AWAY	0- 0	0- 4	1- 6				
1- 0	0- 0	0- 0	NEUTRAL	0- 0	0- 0	1- 0				
2- 7	0- 0	0- 0	NON-CONFERENCE	0- 1	0- 2	2- 4				
1- 3	0- 0	0- 0	HOME	0- 1	0- 0	1- 2				
0- 4	0- 0	0- 0	AWAY	0- 0	0- 2	0- 2				
1- 0	0- 0	0- 0	NEUTRAL	0- 0	0- 0	1- 0				
4- 8	0- 0	0- 1	CONFERENCE	0- 0	0- 2	4- 5				
3- 2	0- 0	0- 1	HOME	0- 0	0- 0	3- 1				
1- 6	0- 0	0- 0	AWAY	0- 0	0- 2	1- 4				
0- 0	0- 0	0- 0	NEUTRAL	0- 0	0- 0	0- 0				

RPI S	Opponent	Score	RPI S	Opponent	Score	RPI S	Opponent	Score	RPI S	Opponent	Score	Team's RPI: 314
33	H Green Bay	51 84	92	H Cornell	75 80	106	A Kent St.	60 75	141	A Pittsburgh	50 63	
						143	A Wright St.	58 71	146	A Detroit	63 80	
						160	A Oakland	54 80	173	H Milwaukee	74 78	
						175	H American	64 77	194	A Cleveland St.	68 71	
						194	H Cleveland St.	92 67	211	H Akron	74 76	
						213	H Saint Francis (PA)	69 68	236	A Hawaii	50 72	
						262	A Northern Ky.	81 87	277	N Sacramento St.	102 94	
						296	A Northern Ariz.	49 70	320	A Valparaiso	60 77	
						320	H Valparaiso	76 70	326	A Ill.-Chicago	65 59	
						326	H Ill.-Chicago	70 54				
LAST 12 Division I GAMES:												
326	A Ill.-Chicago	65 59	194	H Cleveland St.	92 67							
320	A Valparaiso	60 77	320	H Valparaiso	76 70							
173	H Milwaukee	74 78	326	H Ill.-Chicago	70 54							
33	H Green Bay	51 84	262	A Northern Ky.	81 87							
160	A Oakland	54 80	143	A Wright St.	58 71							
146	A Detroit	63 80	194	A Cleveland St.	68 71							

Non-Div I Games: Point Park 84 71 Tiffin 84 62

Youngstown St.

Loss, Non-Conf, S Site, H Home A Away N Neutral