

Average RPI Win:	256	WON-LOST	WINNING	LAST 10	STRENGTH OF	OPP. STRENGTH	TEAM	ADJ.	CONF.	ADJ CONF.
Average RPI Loss:	147	RECORD	PCT. RANK	GAMES	SCHEDULE	OF SCHEDULE	RPI	RPI	RPI	RPI
DIV. I ONLY	13- 6	68	8-2	276	247	125	125	23	23	
DIV. I NON-CONF.	3- 4	201	0	242	165	176	176	19	19	
TOTALS	RPI 1-25	RPI 26-50	W-L RECORDS	RPI 51-100	RPI 101-150	RPI 150+				
13- 6	0- 2	0- 0	OVERALL	0- 0	1- 1	12- 3				
5- 1	0- 0	0- 0	HOME	0- 0	0- 1	5- 0				
7- 5	0- 2	0- 0	AWAY	0- 0	1- 0	6- 3				
1- 0	0- 0	0- 0	NEUTRAL	0- 0	0- 0	1- 0				
3- 4	0- 2	0- 0	NON-CONFERENCE	0- 0	0- 0	3- 2				
1- 0	0- 0	0- 0	HOME	0- 0	0- 0	1- 0				
1- 4	0- 2	0- 0	AWAY	0- 0	0- 0	1- 2				
1- 0	0- 0	0- 0	NEUTRAL	0- 0	0- 0	1- 0				
10- 2	0- 0	0- 0	CONFERENCE	0- 0	1- 1	9- 1				
4- 1	0- 0	0- 0	HOME	0- 0	0- 1	4- 0				
6- 1	0- 0	0- 0	AWAY	0- 0	1- 0	5- 1				
0- 0	0- 0	0- 0	NEUTRAL	0- 0	0- 0	0- 0				

RPI 1-25				RPI 26-50				RPI 51-100				RPI 101+ Team's RPI: 125			
RPI	S	Opponent	Score	RPI	S	Opponent	Score	RPI	S	Opponent	Score	RPI	S	Opponent	Score
8	A	Missouri St.	51 79									111	H	SFA	44 66
17	A	Texas A&M	48 85									128	A	Abilene Christian	70 58
												163	A	New Orleans	83 53
												166	H	Sam Houston St.	57 54
												207	H	Central Ark.	67 47
												220	A	Southeastern La.	44 48
												225	H	Lamar University	49 39
												251	A	South Alabama	82 83
												274	A	Texas St.	48 57
												282	A	Incarnate Word	64 38
												285	H	Nicholls St.	55 49
												297	N	Prairie View	64 52
												300	A	UTRGV	59 54
												300	H	UTRGV	61 50
												311	A	Houston Baptist	75 65
												331	A	McNeese	73 59
												338	A	Northwestern St.	72 59
LAST 10 Division I															
				331	A	McNeese	73 59					225	H	Lamar University	49 39
				311	A	Houston Baptist	75 65					128	A	Abilene Christian	70 58
				166	H	Sam Houston St.	57 54					111	H	SFA	44 66
				282	A	Incarnate Word	64 38					220	A	Southeastern La.	44 48
				163	A	New Orleans	83 53					338	A	Northwestern St.	72 59

Non-Div I Games: UNKNOWN 75 55 Huston-Tillotson 63 49 Texas Wesleyan 90 52

Average RPI Win: <b>238</b>	WON-LOST	WINNING	LAST 10	STRENGTH OF	OPP. STRENGTH	TEAM	ADJ.	CONF.	ADJ CONF.
Average RPI Loss: <b>139</b>	RECORD	PCT. RANK	GAMES	SCHEDULE	OF SCHEDULE	RPI	RPI	RPI	RPI
DIV. I ONLY	12- 4	44	7-3	277	239	128	128	23	23
DIV. I NON-CONF.	4- 1	52	1-0	256	97	64	64	19	19
TOTALS	RPI 1-25	RPI 26-50	W-L RECORDS	RPI 51-100	RPI 101-150	RPI 150+			
12- 4	0- 0	0- 1	OVERALL	0- 0	0- 2	12- 1			
6- 2	0- 0	0- 0	HOME	0- 0	0- 1	6- 1			
6- 2	0- 0	0- 1	AWAY	0- 0	0- 1	6- 0			
0- 0	0- 0	0- 0	NEUTRAL	0- 0	0- 0	0- 0			
4- 1	0- 0	0- 1	NON-CONFERENCE	0- 0	0- 0	4- 0			
2- 0	0- 0	0- 0	HOME	0- 0	0- 0	2- 0			
2- 1	0- 0	0- 1	AWAY	0- 0	0- 0	2- 0			
0- 0	0- 0	0- 0	NEUTRAL	0- 0	0- 0	0- 0			
8- 3	0- 0	0- 0	CONFERENCE	0- 0	0- 2	8- 1			
4- 2	0- 0	0- 0	HOME	0- 0	0- 1	4- 1			
4- 1	0- 0	0- 0	AWAY	0- 0	0- 1	4- 0			
0- 0	0- 0	0- 0	NEUTRAL	0- 0	0- 0	0- 0			

RPI 1-25				RPI 26-50				RPI 51-100				RPI 101+				Team's RPI: 128	
RPI	S	Opponent	Score	RPI	S	Opponent	Score	RPI	S	Opponent	Score	RPI	S	Opponent	Score		
				37	A	Oklahoma	65 78					111	A	SFA	59 69		
												125	H	A&M-Corpus Christi	58 70		
												154	A	Portland	76 69		
												163	H	New Orleans	76 62		
												166	A	Sam Houston St.	81 73		
												199	A	Wright St.	83 64		
												207	A	Central Ark.	74 64		
												220	H	Southeastern La.	61 53		
												225	H	Lamar University	78 72		
												250	H	Tulsa	73 63		
												282	H	Incarinate Word	70 71		
												285	A	Nicholls St.	95 84		
												320	H	New Mexico St.	67 54		
												331	A	McNeese	90 73		
												338	H	Northwestern St.	84 69		
LAST 10 Division I																	
				338	H	Northwestern St.	84 69					220	H	Southeastern La.	61 53		
				282	H	Incarinate Word	70 71					125	H	A&M-Corpus Christi	58 70		
				111	A	SFA	59 69					331	A	McNeese	90 73		
				207	A	Central Ark.	74 64					225	H	Lamar University	78 72		
				166	A	Sam Houston St.	81 73					320	H	New Mexico St.	67 54		

Non-Div I Games: Howard Payne 96 38 Schreiner 110 37 Southwest (NM) 104 52 McMurry 111 43  
Abilene Christian

Loss, Non-Conf, S Site, H Home A Away N Neutral

Average RPI Win:	303	WON-LOST	WINNING	LAST 10	STRENGTH OF	OPP. STRENGTH	TEAM	ADJ.	CONF.	ADJ CONF.
Average RPI Loss:	187	RECORD	PCT. RANK	GAMES	SCHEDULE	OF SCHEDULE	RPI	RPI	RPI	RPI
DIV. I ONLY	3- 18	328	1-9	239	261	317	317	17	17	
DIV. I NON-CONF.	1- 9	326	0-1	245	278	335	335	23	23	
TOTALS	RPI 1-25	RPI 26-50	W-L RECORDS	RPI 51-100	RPI 101-150	RPI 150+				
3- 18	0- 0	0- 2	OVERALL	0- 2	0- 2	3- 12				
1- 9	0- 0	0- 0	HOME	0- 0	0- 2	1- 7				
2- 9	0- 0	0- 2	AWAY	0- 2	0- 0	2- 5				
0- 0	0- 0	0- 0	NEUTRAL	0- 0	0- 0	0- 0				
1- 9	0- 0	0- 2	NON-CONFERENCE	0- 0	0- 1	1- 6				
1- 3	0- 0	0- 0	HOME	0- 0	0- 1	1- 2				
0- 6	0- 0	0- 2	AWAY	0- 0	0- 0	0- 4				
0- 0	0- 0	0- 0	NEUTRAL	0- 0	0- 0	0- 0				
2- 9	0- 0	0- 0	CONFERENCE	0- 2	0- 1	2- 6				
0- 6	0- 0	0- 0	HOME	0- 0	0- 1	0- 5				
2- 3	0- 0	0- 0	AWAY	0- 2	0- 0	2- 1				
0- 0	0- 0	0- 0	NEUTRAL	0- 0	0- 0	0- 0				

RPI S	Opponent	Score	RPI S	Opponent	Score	RPI S	Opponent	Score	RPI S	Opponent	Score	Team's RPI: 317
30	A Arizona St.	56 87	66	A Fresno St.	52 61	126	H San Diego	59 70				
44	A Tennessee	54 81	95	A Boise St.	61 70	136	H San Jose St.	60 68				
						154	H Portland	56 72				
						185	H Wyoming	63 65				
						191	H UNLV	60 67				
						204	H New Mexico	53 75				
						226	A Northern Colo.	62 72				
						230	A Cal St. Fullerton	70 79				
						259	A Long Beach St.	68 74				
						263	A Colorado St.	40 60				
						284	A Nevada	68 61				
						284	H Nevada	67 71				
						289	H Army West Point	66 68				
						292	A Navy	59 67				
						296	A Utah St.	62 45				
						296	H Utah St.	52 53				
						330	H NJIT	68 48				
LAST 10 Division I												
284	H Nevada	67 71	95	A Boise St.	61 70							
66	A Fresno St.	52 61	204	H New Mexico	53 75							
136	H San Jose St.	60 68	296	A Utah St.	62 45							
296	H Utah St.	52 53	191	H UNLV	60 67							
263	A Colorado St.	40 60	230	A Cal St. Fullerton	70 79							

Non-Div I Games: Neb. Wesleyan 93 42

Air Force

■ Loss, 
 ■ Non-Conf, S Site, 
 ■ Home 
 ■ Away 
 N Neutral

Average RPI Win: <b>240</b>	WON-LOST	WINNING	LAST 10	STRENGTH OF	OPP. STRENGTH	TEAM	ADJ.	CONF.	ADJ CONF.
Average RPI Loss: <b>117</b>	RECORD	PCT. RANK	GAMES	SCHEDULE	OF SCHEDULE	RPI	RPI	RPI	RPI
DIV. I ONLY	10- 10	179	4-6	196	187	198	198	10	10
DIV. I NON-CONF.	7- 4	100	1-0	218	311	152	152	10	10
TOTALS	RPI 1-25	RPI 26-50	W-L RECORDS	RPI 51-100	RPI 101-150	RPI 150+			
10- 10	0- 1	0- 1	OVERALL	0- 3	1- 0	9- 5			
5- 5	0- 1	0- 1	HOME	0- 1	1- 0	4- 2			
3- 5	0- 0	0- 0	AWAY	0- 2	0- 0	3- 3			
2- 0	0- 0	0- 0	NEUTRAL	0- 0	0- 0	2- 0			
7- 4	0- 0	0- 1	NON-CONFERENCE	0- 2	1- 0	6- 1			
3- 2	0- 0	0- 1	HOME	0- 1	1- 0	2- 0			
2- 2	0- 0	0- 0	AWAY	0- 1	0- 0	2- 1			
2- 0	0- 0	0- 0	NEUTRAL	0- 0	0- 0	2- 0			
3- 6	0- 1	0- 0	CONFERENCE	0- 1	0- 0	3- 4			
2- 3	0- 1	0- 0	HOME	0- 0	0- 0	2- 2			
1- 3	0- 0	0- 0	AWAY	0- 1	0- 0	1- 2			
0- 0	0- 0	0- 0	NEUTRAL	0- 0	0- 0	0- 0			

RPI 1-25				RPI 26-50				RPI 51-100				RPI 101+ Team's RPI: 198			
RPI	S	Opponent	Score	RPI	S	Opponent	Score	RPI	S	Opponent	Score	RPI	S	Opponent	Score
18	H	Central Mich.	72 <b>77</b>	39	H	Michigan	71 <b>80</b>	62	A	Ohio	57 <b>70</b>	131	H	N.C. A&T	64 52
								94	A	Butler	55 <b>76</b>	155	A	Western Mich.	71 <b>79</b>
								100	H	Duquesne	63 <b>88</b>	155	H	Western Mich.	51 <b>56</b>
												160	H	Miami (OH)	70 62
												177	H	Northern Ill.	65 <b>70</b>
												178	H	Eastern Mich.	88 81
												179	A	Toledo	61 <b>65</b>
												193	A	Cleveland St.	62 <b>66</b>
												229	N	Morgan St.	52 45
												232	H	Youngstown St.	91 62
												234	A	Bowling Green	76 73
												291	N	Denver	88 72
												294	A	St. Bonaventure	63 54
												323	H	Purdue Fort Wayne	64 53
												329	A	Detroit Mercy	81 60
LAST 10 Division I															
178	H	Eastern Mich.	88 81	179	A	Toledo	61 <b>65</b>								
62	A	Ohio	57 <b>70</b>	234	A	Bowling Green	76 73								
155	A	Western Mich.	71 <b>79</b>	155	H	Western Mich.	51 <b>56</b>								
160	H	Miami (OH)	70 62	18	H	Central Mich.	72 <b>77</b>								
177	H	Northern Ill.	65 <b>70</b>	229	N	Morgan St.	52 45								

Non-Div I Games:

Akron

■ Loss, 
 ■ Non-Conf, S Site, 
 ■ Home 
 ■ Away 
 N Neutral

## Alabama

Through Games Of Feb. 5, 2020

Average RPI Win:	166	WON-LOST	WINNING	LAST 10	STRENGTH OF	OPP. STRENGTH	TEAM	ADJ.	CONF.	ADJ CONF.
Average RPI Loss:	50	RECORD	PCT. RANK	GAMES	SCHEDULE	OF SCHEDULE	RPI	RPI	RPI	RPI
DIV. I ONLY	13- 9	115	4-6	26	75	72	72	4	4	
DIV. I NON-CONF.	10- 3	58	1-0	105	162	65	65	5	5	
TOTALS	RPI 1-25	RPI 26-50	W-L RECORDS	RPI 51-100	RPI 101-150	RPI 150+				
13- 9	0- 4	1- 2	OVERALL	3- 2	3- 0	6- 1				
7- 6	0- 3	0- 1	HOME	3- 1	1- 0	3- 1				
5- 2	0- 1	0- 1	AWAY	0- 0	2- 0	3- 0				
1- 1	0- 0	1- 0	NEUTRAL	0- 1	0- 0	0- 0				
10- 3	0- 0	1- 0	NON-CONFERENCE	2- 2	2- 0	5- 1				
6- 2	0- 0	0- 0	HOME	2- 1	1- 0	3- 1				
3- 0	0- 0	0- 0	AWAY	0- 0	1- 0	2- 0				
1- 1	0- 0	1- 0	NEUTRAL	0- 1	0- 0	0- 0				
3- 6	0- 4	0- 2	CONFERENCE	1- 0	1- 0	1- 0				
1- 4	0- 3	0- 1	HOME	1- 0	0- 0	0- 0				
2- 2	0- 1	0- 1	AWAY	0- 0	1- 0	1- 0				
0- 0	0- 0	0- 0	NEUTRAL	0- 0	0- 0	0- 0				

RPI 1-25				RPI 26-50				RPI 51-100 Team's RPI: 72				RPI 101+			
RPI	S	Opponent	Score	RPI	S	Opponent	Score	RPI	S	Opponent	Score	RPI	S	Opponent	Score
2	H	South Carolina	78 93	40	H	Arkansas	48 66	51	H	Iowa St.	66 75	117	A	Auburn	75 48
17	H	Texas A&M	74 79	44	A	Tennessee	63 65	59	H	North Carolina	83 77	141	A	Tulane	66 56
20	A	LSU	60 71	48	N	UNI	87 77	82	H	Colgate	72 52	146	H	Bethune-Cookman	60 49
24	H	Kentucky	71 81					85	N	Southern California	57 60	167	H	Hampton	61 64
								97	H	Vanderbilt	98 61	175	A	Clemson	67 54
												219	H	Radford	85 51
												220	H	Southeastern La.	87 50
												251	A	South Alabama	74 62
												275	A	Ole Miss	57 56
												332	H	Mercer	111 56
LAST 10 Division I															
275	A	Ole Miss	57 56	117	A	Auburn	75 48								
40	H	Arkansas	48 66	24	H	Kentucky	71 81								
97	H	Vanderbilt	98 61	2	H	South Carolina	78 93								
17	H	Texas A&M	74 79	20	A	LSU	60 71								
44	A	Tennessee	63 65	220	H	Southeastern La.	87 50								

Non-Div I Games:

Alabama

■ Loss, 
 ■ Non-Conf, 
 ■ S Site, 
 ■ H Home 
 ■ A Away 
 N Neutral

Average RPI Win:	313	WON-LOST	WINNING	LAST 10	STRENGTH OF	OPP. STRENGTH	TEAM	ADJ.	CONF.	ADJ CONF.
Average RPI Loss:	176	RECORD	PCT. RANK	GAMES	SCHEDULE	OF SCHEDULE	RPI	RPI	RPI	RPI
DIV. I ONLY	9- 11	210	5-5	342	336	280	280	32	32	
DIV. I NON-CONF.	4- 7	225	0-1	239	298	222	222	31	31	
TOTALS	RPI 1-25	RPI 26-50	W-L RECORDS	RPI 51-100	RPI 101-150	RPI 150+				
9- 11	0- 0	0- 0	OVERALL	0- 3	0- 1	9- 7				
3- 3	0- 0	0- 0	HOME	0- 1	0- 1	3- 1				
5- 7	0- 0	0- 0	AWAY	0- 2	0- 0	5- 5				
1- 1	0- 0	0- 0	NEUTRAL	0- 0	0- 0	1- 1				
4- 7	0- 0	0- 0	NON-CONFERENCE	0- 3	0- 0	4- 4				
0- 2	0- 0	0- 0	HOME	0- 1	0- 0	0- 1				
4- 4	0- 0	0- 0	AWAY	0- 2	0- 0	4- 2				
0- 1	0- 0	0- 0	NEUTRAL	0- 0	0- 0	0- 1				
5- 4	0- 0	0- 0	CONFERENCE	0- 0	0- 1	5- 3				
3- 1	0- 0	0- 0	HOME	0- 0	0- 1	3- 0				
1- 3	0- 0	0- 0	AWAY	0- 0	0- 0	1- 3				
1- 0	0- 0	0- 0	NEUTRAL	0- 0	0- 0	1- 0				

RPI 1-25			RPI 26-50			RPI 51-100			RPI 101+ Team's RPI: 280		
RPI	S	Opponent	Score	RPI	S	Opponent	Score	RPI	S	Opponent	Score
								74	A	Nebraska	46 68
								88	A	Cincinnati	47 62
								96	H	North Florida	64 73
								102	H	Texas Southern	58 65
								158	A	Jackson St.	53 67
								168	A	Memphis	71 79
								173	N	North Ala.	65 80
								195	H	Austin Peay	61 67
								238	A	San Diego St.	61 53
								244	A	Southern U.	46 55
								287	A	California Baptist	55 60
								291	A	Denver	86 83
								297	H	Prairie View	54 44
								318	A	Alcorn	74 67
								319	H	Ark.-Pine Bluff	74 55
								328	A	Georgia St.	67 52
								333	N	Alabama St.	75 48
								346	A	Florida A&M	77 53
								347	A	Grambling	59 69
								351	H	Mississippi Val.	68 48
LAST 10 Division I											
297	H	Prairie View	54 44	351	H	Mississippi Val.	68 48				
102	H	Texas Southern	58 65	319	H	Ark.-Pine Bluff	74 55				
244	A	Southern U.	46 55	158	A	Jackson St.	53 67				
318	A	Alcorn	74 67	347	A	Grambling	59 69				
333	N	Alabama St.	75 48	168	A	Memphis	71 79				

Non-Div I Games:

Alabama A&amp;M

■ Loss, 
 ■ Non-Conf, 
 ■ S Site, 
 ■ H Home 
 ■ A Away 
 N Neutral

Average RPI Win:	335	WON-LOST	WINNING	LAST 10	STRENGTH OF	OPP. STRENGTH	TEAM	ADJ.	CONF.	ADJ CONF.
Average RPI Loss:	180	RECORD	PCT. RANK	GAMES	SCHEDULE	OF SCHEDULE	RPI	RPI	RPI	RPI
DIV. I ONLY	3- 15	320	2-8	289	277	333	333	32	32	
DIV. I NON-CONF.	1- 8	322	0-1	83	77	284	284	31	31	
TOTALS	RPI 1-25	RPI 26-50	W-L RECORDS	RPI 51-100	RPI 101-150	RPI 150+				
3- 15	0- 2	0- 0	OVERALL	0- 1	0- 3	3- 9				
2- 5	0- 0	0- 0	HOME	0- 0	0- 2	2- 3				
1- 9	0- 2	0- 0	AWAY	0- 1	0- 1	1- 5				
0- 1	0- 0	0- 0	NEUTRAL	0- 0	0- 0	0- 1				
1- 8	0- 2	0- 0	NON-CONFERENCE	0- 1	0- 2	1- 3				
1- 2	0- 0	0- 0	HOME	0- 0	0- 1	1- 1				
0- 6	0- 2	0- 0	AWAY	0- 1	0- 1	0- 2				
0- 0	0- 0	0- 0	NEUTRAL	0- 0	0- 0	0- 0				
2- 7	0- 0	0- 0	CONFERENCE	0- 0	0- 1	2- 6				
1- 3	0- 0	0- 0	HOME	0- 0	0- 1	1- 2				
1- 3	0- 0	0- 0	AWAY	0- 0	0- 0	1- 3				
0- 1	0- 0	0- 0	NEUTRAL	0- 0	0- 0	0- 1				

RPI 1-25				RPI 26-50				RPI 51-100				RPI 101+ Team's RPI: 333			
RPI	S	Opponent	Score	RPI	S	Opponent	Score	RPI	S	Opponent	Score	RPI	S	Opponent	Score
2	A	South Carolina	43 103					80	A	South Fla.	29 80	102	H	Texas Southern	54 81
21	A	DePaul	76 105									113	A	Wisconsin	67 85
												144	H	Samford	48 83
												158	A	Jackson St.	62 94
												173	H	North Ala.	60 81
												175	A	Clemson	43 76
												244	A	Southern U.	47 69
												275	A	Ole Miss	66 93
												280	N	Alabama A&M	48 75
												297	H	Prairie View	59 62
												306	H	Jacksonville St.	68 63
												318	A	Alcorn	63 73
												319	H	Ark.-Pine Bluff	62 73
												347	A	Grambling	73 59
												351	H	Mississippi Val.	77 64
LAST 10 Division I															
				102	H	Texas Southern	54 81			319	H	Ark.-Pine Bluff	62 73		
				297	H	Prairie View	59 62			351	H	Mississippi Val.	77 64		
				318	A	Alcorn	63 73			347	A	Grambling	73 59		
				244	A	Southern U.	47 69			158	A	Jackson St.	62 94		
				280	N	Alabama A&M	48 75			275	A	Ole Miss	66 93		

Non-Div I Games: Mobile 76 66 Paine 84 58

Alabama St.

■ Loss, 
 ■ Non-Conf, 
 ■ S Site, 
 ■ Home 
 ■ A Away 
 N Neutral

Albany (NY)

Through Games Of Feb. 5, 2020

Average RPI Win:	286	WON-LOST	WINNING	LAST 10	STRENGTH OF	OPP. STRENGTH	TEAM	ADJ.	CONF.	ADJ CONF.
Average RPI Loss:	209	RECORD	PCT. RANK	GAMES	SCHEDULE	OF SCHEDULE	RPI	RPI	RPI	RPI
DIV. I ONLY	7- 15	270	4-6	310	331	309	309	27	27	
DIV. I NON-CONF.	3- 9	279	0	331	297	328	328	28	28	
TOTALS	RPI 1-25	RPI 26-50	W-L RECORDS	RPI 51-100	RPI 101-150	RPI 150+				
7- 15	0- 0	0- 0	OVERALL	0- 2	0- 2	7- 11				
4- 7	0- 0	0- 0	HOME	0- 1	0- 1	4- 5				
3- 8	0- 0	0- 0	AWAY	0- 1	0- 1	3- 6				
0- 0	0- 0	0- 0	NEUTRAL	0- 0	0- 0	0- 0				
3- 9	0- 0	0- 0	NON-CONFERENCE	0- 1	0- 2	3- 6				
1- 5	0- 0	0- 0	HOME	0- 0	0- 1	1- 4				
2- 4	0- 0	0- 0	AWAY	0- 1	0- 1	2- 2				
0- 0	0- 0	0- 0	NEUTRAL	0- 0	0- 0	0- 0				
4- 6	0- 0	0- 0	CONFERENCE	0- 1	0- 0	4- 5				
3- 2	0- 0	0- 0	HOME	0- 1	0- 0	3- 1				
1- 4	0- 0	0- 0	AWAY	0- 0	0- 0	1- 4				
0- 0	0- 0	0- 0	NEUTRAL	0- 0	0- 0	0- 0				

RPI S	Opponent	Score	RPI S	Opponent	Score	RPI S	Opponent	Score	RPI S	Opponent	Score	Team's RPI: 309
						79	H Stony Brook	53 73	115	A Syracuse	53 75	
						83	A Marist	52 76	138	H Cornell	51 71	
									156	H Lafayette	47 54	
									164	H Boston U.	58 60	
									176	H Columbia	82 78	
									189	A Binghamton	42 58	
									189	H Binghamton	56 53	
									201	A UMass Lowell	51 53	
									239	A Maine	49 60	
									272	H New Hampshire	47 48	
									279	H Monmouth	41 53	
									299	A Vermont	36 52	
									299	H Vermont	58 49	
									301	H UMBC	56 51	
									305	H St. Francis Brooklyn	41 49	
									307	A Siena	46 52	
									315	A Bryant	55 68	
									343	A Canisius	70 53	
									344	A Central Conn. St.	73 63	
									348	A Hartford	68 63	
LAST 10 Division I												
			189	A Binghamton	42 58	79	H Stony Brook	53 73				
			299	A Vermont	36 52	272	H New Hampshire	47 48				
			301	H UMBC	56 51	239	A Maine	49 60				
			348	A Hartford	68 63	189	H Binghamton	56 53				
			201	A UMass Lowell	51 53	299	H Vermont	58 49				

Non-Div I Games: FDU-Florham 81 21

Albany (NY)

Loss, Non-Conf, S Site, H Home A Away N Neutral



RPI 1-25				RPI 26-50				RPI 51-100				RPI 101+				Team's RPI: 318	
RPI	S	Opponent	Score	RPI	S	Opponent	Score	RPI	S	Opponent	Score	RPI	S	Opponent	Score		
												102	A	Texas Southern	70	105	
												110	H	UAB	65	86	
												111	A	SFA	62	67	
												158	H	Jackson St.	67	83	
												168	A	Memphis	51	57	
												175	N	Clemson	46	77	
												236	A	UTEP	47	92	
												244	A	Southern U.	57	74	
												257	A	North Texas	31	67	
												274	A	Texas St.	59	67	
												275	N	Ole Miss	55	73	
												280	H	Alabama A&M	67	74	
												297	A	Prairie View	68	63	
												319	A	Ark.-Pine Bluff	77	75	
												333	H	Alabama St.	73	63	
												340	A	Tennessee St.	62	57	
												346	H	Florida A&M	58	42	
												347	H	Grambling	80	54	
												351	A	Mississippi Val.	81	67	
LAST 10 Division I																	
				244	A	Southern U.	57	74	347	H	Grambling	80	54				
				333	H	Alabama St.	73	63	158	H	Jackson St.	67	83				
				280	H	Alabama A&M	67	74	102	A	Texas Southern	70	105				
				319	A	Ark.-Pine Bluff	77	75	297	A	Prairie View	68	63				
				351	A	Mississippi Val.	81	67	274	A	Texas St.	59	67				

Page 9

Average RPI Win:	178	WON-LOST	WINNING	LAST 10	STRENGTH OF	OPP. STRENGTH	TEAM	ADJ.	CONF.	ADJ CONF.
Average RPI Loss:	130	RECORD	PCT. RANK	GAMES	SCHEDULE	OF SCHEDULE	RPI	RPI	RPI	RPI
DIV. I ONLY	8- 12	237	4-6	101	145	181	181	15	15	
DIV. I NON-CONF.	4- 6	212	0	167	83	200	200	15	15	
TOTALS	RPI 1-25	RPI 26-50	W-L RECORDS	RPI 51-100	RPI 101-150	RPI 150+				
8- 12	0- 0	0- 0	OVERALL	2- 5	2- 2	4- 5				
6- 3	0- 0	0- 0	HOME	2- 1	1- 1	3- 1				
2- 8	0- 0	0- 0	AWAY	0- 3	1- 1	1- 4				
0- 1	0- 0	0- 0	NEUTRAL	0- 1	0- 0	0- 0				
4- 6	0- 0	0- 0	NON-CONFERENCE	1- 3	1- 0	2- 3				
3- 1	0- 0	0- 0	HOME	1- 1	1- 0	1- 0				
1- 4	0- 0	0- 0	AWAY	0- 1	0- 0	1- 3				
0- 1	0- 0	0- 0	NEUTRAL	0- 1	0- 0	0- 0				
4- 6	0- 0	0- 0	CONFERENCE	1- 2	1- 2	2- 2				
3- 2	0- 0	0- 0	HOME	1- 0	0- 1	2- 1				
1- 4	0- 0	0- 0	AWAY	0- 2	1- 1	0- 1				
0- 0	0- 0	0- 0	NEUTRAL	0- 0	0- 0	0- 0				

RPI S	Opponent	Score	RPI S	Opponent	Score	RPI S	Opponent	Score	RPI S	Opponent	Score	Team's RPI: 181
						54	H Minnesota	53 70	122	A Holy Cross	59 72	
						62	A Ohio	69 81	134	A Lehigh	64 56	
						73	A Bucknell	43 68	134	H Lehigh	63 64	
						82	A Colgate	62 63	143	H George Washington	66 53	
						82	H Colgate	63 61	156	H Lafayette	52 67	
						89	H Villanova	76 54	164	A Boston U.	44 59	
						91	N Buffalo	55 73	194	A Towson	60 63	
									196	H High Point	56 48	
									212	A Saint Joseph's	51 72	
									219	A Radford	59 55	
									221	A George Mason	55 73	
									269	H Loyola Maryland	63 44	
									289	H Army West Point	73 57	
LAST 10 Division I												
156	H Lafayette	52 67	73	A Bucknell	43 68							
134	A Lehigh	64 56	134	H Lehigh	63 64							
82	A Colgate	62 63	289	H Army West Point	73 57							
269	H Loyola Maryland	63 44	164	A Boston U.	44 59							
122	A Holy Cross	59 72	82	H Colgate	63 61							

Non-Div I Games:

American

■ Loss, 
 ■ Non-Conf, 
 ■ S Site, 
 ■ H Home 
 ■ A Away 
 N Neutral

Average RPI Win:	307	WON-LOST	WINNING	LAST 10	STRENGTH OF	OPP. STRENGTH	TEAM	ADJ.	CONF.	ADJ CONF.
Average RPI Loss:	145	RECORD	PCT. RANK	GAMES	SCHEDULE	OF SCHEDULE	RPI	RPI	RPI	RPI
DIV. I ONLY	6- 14	277	3-7	187	232	277	277	21	21	
DIV. I NON-CONF.	3- 8	268	0-1	182	237	257	257	21	21	
TOTALS	RPI 1-25	RPI 26-50	W-L RECORDS	RPI 51-100	RPI 101-150	RPI 150+				
6- 14	0- 1	0- 1	OVERALL	0- 2	0- 3	6- 7				
4- 4	0- 0	0- 0	HOME	0- 0	0- 2	4- 2				
1- 9	0- 1	0- 1	AWAY	0- 2	0- 0	1- 5				
1- 1	0- 0	0- 0	NEUTRAL	0- 0	0- 1	1- 0				
3- 8	0- 1	0- 1	NON-CONFERENCE	0- 1	0- 1	3- 4				
1- 2	0- 0	0- 0	HOME	0- 0	0- 0	1- 2				
1- 5	0- 1	0- 1	AWAY	0- 1	0- 0	1- 2				
1- 1	0- 0	0- 0	NEUTRAL	0- 0	0- 1	1- 0				
3- 6	0- 0	0- 0	CONFERENCE	0- 1	0- 2	3- 3				
3- 2	0- 0	0- 0	HOME	0- 0	0- 2	3- 0				
0- 4	0- 0	0- 0	AWAY	0- 1	0- 0	0- 3				
0- 0	0- 0	0- 0	NEUTRAL	0- 0	0- 0	0- 0				

RPI 1-25				RPI 26-50				RPI 51-100				RPI 101+ Team's RPI: 277			
RPI	S	Opponent	Score	RPI	S	Opponent	Score	RPI	S	Opponent	Score	RPI	S	Opponent	Score
2	A	South Carolina	50 92	39	A	Michigan	35 62	75	A	Troy	55 84	112	H	UT Arlington	60 82
								99	A	VCU	38 66	121	H	Coastal Caro.	53 80
												146	N	Bethune-Cookman	44 61
												151	A	UNC Greensboro	47 54
												152	A	Elon	66 67
												172	A	Little Rock	63 68
												203	A	Arkansas St.	58 76
												243	H	Gardner-Webb	56 67
												251	A	South Alabama	66 81
												260	H	ETSU	61 67
												271	A	Wofford	54 51
												274	H	Texas St.	73 65
												295	H	Ga. Southern	83 75
												328	H	Georgia St.	65 37
												332	H	Mercer	77 68
												343	N	Canisius	74 57
LAST 10 Division I															
295	H	Ga. Southern	83 75	274	H	Texas St.	73 65								
328	H	Georgia St.	65 37	112	H	UT Arlington	60 82								
172	A	Little Rock	63 68	75	A	Troy	55 84								
121	H	Coastal Caro.	53 80	251	A	South Alabama	66 81								
203	A	Arkansas St.	58 76	151	A	UNC Greensboro	47 54								

Non-Div I Games:

Appalachian St.

■ Loss, 
■ Non-Conf, S Site, 
■ Home 
■ Away 
N Neutral

# Arizona

Through Games Of Feb. 5, 2020

Average RPI Win:	173	WON-LOST	WINNING	LAST 10	STRENGTH OF	OPP. STRENGTH	TEAM	ADJ.	CONF.	ADJ CONF.
Average RPI Loss:	6	RECORD	PCT. RANK	GAMES	SCHEDULE	OF SCHEDULE	RPI	RPI	RPI	RPI
DIV. I ONLY	18- 3	18	7-3	84	61	25	25	1	1	
DIV. I NON-CONF.	11- 0	1	0	336	270	86	86	1	1	
TOTALS	RPI 1-25	RPI 26-50	W-L RECORDS	RPI 51-100	RPI 101-150	RPI 150+				
18- 3	1- 3	3- 0	OVERALL	3- 0	1- 0	10- 0				
10- 2	1- 2	1- 0	HOME	1- 0	0- 0	7- 0				
8- 1	0- 1	2- 0	AWAY	2- 0	1- 0	3- 0				
0- 0	0- 0	0- 0	NEUTRAL	0- 0	0- 0	0- 0				
11- 0	0- 0	1- 0	NON-CONFERENCE	0- 0	0- 0	10- 0				
7- 0	0- 0	0- 0	HOME	0- 0	0- 0	7- 0				
4- 0	0- 0	1- 0	AWAY	0- 0	0- 0	3- 0				
0- 0	0- 0	0- 0	NEUTRAL	0- 0	0- 0	0- 0				
7- 3	1- 3	2- 0	CONFERENCE	3- 0	1- 0	0- 0				
3- 2	1- 2	1- 0	HOME	1- 0	0- 0	0- 0				
4- 1	0- 1	1- 0	AWAY	2- 0	1- 0	0- 0				
0- 0	0- 0	0- 0	NEUTRAL	0- 0	0- 0	0- 0				

RPI	S	Opponent	Score	RPI	S	Opponent	Score	RPI	S	Opponent	Score	RPI	S	Opponent	Score
1	H	Oregon	64 71	30	A	Arizona St.	58 53	84	A	Washington St.	74 67	132	A	Washington	66 58
5	A	UCLA	58 70	30	H	Arizona St.	59 53	85	A	Southern California	65 57	180	H	Santa Clara	65 52
5	H	UCLA	92 66	38	A	Texas	83 58	85	H	Southern California	73 57	186	A	Montana	77 42
11	H	Oregon St.	61 63									200	H	North Dakota	74 42
												236	A	UTEP	54 43
												264	H	UC Santa Barbara	61 42
												279	H	Monmouth	86 34
												297	H	Prairie View	83 48
												298	H	UC Riverside	70 27
												340	H	Tennessee St.	77 42
												349	A	Chicago St.	82 50
LAST 10 Division I															
85	H	Southern California	73 57	1	H	Oregon	64 71								
5	H	UCLA	92 66	11	H	Oregon St.	61 63								
30	H	Arizona St.	59 53	5	A	UCLA	58 70								
132	A	Washington	66 58	85	A	Southern California	65 57								
84	A	Washington St.	74 67	30	A	Arizona St.	58 53								

Non-Div I Games:

Arizona

Loss, Non-Conf, S Site, H Home A Away N Neutral

Average RPI Win:	154	WON-LOST	WINNING	LAST 10	STRENGTH OF	OPP. STRENGTH	TEAM	ADJ.	CONF.	ADJ CONF.
Average RPI Loss:	25	RECORD	PCT. RANK	GAMES	SCHEDULE	OF SCHEDULE	RPI	RPI	RPI	RPI
DIV. I ONLY	16- 6	47	6-4	36	27	30	30	1	1	
DIV. I NON-CONF.	10- 2	29	0	235	99	66	66	1	1	
TOTALS	RPI 1-25	RPI 26-50	W-L RECORDS	RPI 51-100	RPI 101-150	RPI 150+				
16- 6	2- 4	1- 1	OVERALL	5- 1	1- 0	7- 0				
10- 2	2- 2	1- 0	HOME	2- 0	0- 0	5- 0				
4- 3	0- 2	0- 0	AWAY	2- 1	1- 0	1- 0				
2- 1	0- 0	0- 1	NEUTRAL	1- 0	0- 0	1- 0				
10- 2	0- 0	1- 1	NON-CONFERENCE	2- 1	0- 0	7- 0				
7- 0	0- 0	1- 0	HOME	1- 0	0- 0	5- 0				
1- 1	0- 0	0- 0	AWAY	0- 1	0- 0	1- 0				
2- 1	0- 0	0- 1	NEUTRAL	1- 0	0- 0	1- 0				
6- 4	2- 4	0- 0	CONFERENCE	3- 0	1- 0	0- 0				
3- 2	2- 2	0- 0	HOME	1- 0	0- 0	0- 0				
3- 2	0- 2	0- 0	AWAY	2- 0	1- 0	0- 0				
0- 0	0- 0	0- 0	NEUTRAL	0- 0	0- 0	0- 0				

RPI 1-25				RPI 26-50				RPI 51-100				RPI 101+			
RPI	S	Opponent	Score	RPI	S	Opponent	Score	RPI	S	Opponent	Score	RPI	S	Opponent	Score
1	H	Oregon	72 66	31	H	Creighton	70 55	54	A	Minnesota	66 80	132	A	Washington	67 50
5	A	UCLA	66 68	33	N	Purdue	52 59	58	N	Middle Tenn.	61 60	204	H	New Mexico	84 47
5	H	UCLA	61 70					64	H	BYU	60 52	233	H	Idaho St.	74 69
11	H	Oregon St.	55 47					84	A	Washington St.	65 56	239	N	Maine	57 31
25	A	Arizona	53 59					85	A	Southern California	63 54	289	H	Army West Point	83 51
25	H	Arizona	53 58					85	H	Southern California	76 75	314	H	Cal Poly	66 41
												317	H	Air Force	87 56
												320	A	New Mexico St.	70 47
LAST 10 Division I															
5	H	UCLA	61 70	11	H	Oregon St.	55 47								
85	H	Southern California	76 75	1	H	Oregon	72 66								
25	A	Arizona	53 59	85	A	Southern California	63 54								
84	A	Washington St.	65 56	5	A	UCLA	66 68								
132	A	Washington	67 50	25	H	Arizona	53 58								

Non-Div I Games:

Arizona St.

Loss, Non-Conf, S Site, H Home A Away N Neutral

Average RPI Win:	344	WON-LOST	WINNING	LAST 10	STRENGTH OF	OPP. STRENGTH	TEAM	ADJ.	CONF.	ADJ CONF.
Average RPI Loss:	174	RECORD	PCT. RANK	GAMES	SCHEDULE	OF SCHEDULE	RPI	RPI	RPI	RPI
DIV. I ONLY	3- 15	320	3-7	285	297	319	319	32	32	
DIV. I NON-CONF.	0- 9	338	0-1	86	137	312	312	31	31	
TOTALS	RPI 1-25	RPI 26-50	W-L RECORDS	RPI 51-100	RPI 101-150	RPI 150+				
3- 15	0- 0	0- 1	OVERALL	0- 2	0- 4	3- 8				
1- 3	0- 0	0- 0	HOME	0- 0	0- 0	1- 3				
2- 12	0- 0	0- 1	AWAY	0- 2	0- 4	2- 5				
0- 0	0- 0	0- 0	NEUTRAL	0- 0	0- 0	0- 0				
0- 9	0- 0	0- 1	NON-CONFERENCE	0- 2	0- 3	0- 3				
0- 0	0- 0	0- 0	HOME	0- 0	0- 0	0- 0				
0- 9	0- 0	0- 1	AWAY	0- 2	0- 3	0- 3				
0- 0	0- 0	0- 0	NEUTRAL	0- 0	0- 0	0- 0				
3- 6	0- 0	0- 0	CONFERENCE	0- 0	0- 1	3- 5				
1- 3	0- 0	0- 0	HOME	0- 0	0- 0	1- 3				
2- 3	0- 0	0- 0	AWAY	0- 0	0- 1	2- 2				
0- 0	0- 0	0- 0	NEUTRAL	0- 0	0- 0	0- 0				

RPI 1-25				RPI 26-50				RPI 51-100				RPI 101+				Team's RPI: 319	
RPI	S	Opponent	Score	RPI	S	Opponent	Score	RPI	S	Opponent	Score	RPI	S	Opponent	Score		
				44	A	Tennessee	51 92	51	A	Iowa St.	40 90	102	A	Texas Southern	77 78		
								84	A	Washington St.	56 85	121	A	Coastal Caro.	69 76		
												148	A	Texas Tech	55 81		
												150	A	Wichita St.	50 100		
												158	H	Jackson St.	44 56		
												161	A	Illinois	50 65		
												203	A	Arkansas St.	60 81		
												242	A	Milwaukee	55 69		
												244	H	Southern U.	43 70		
												280	A	Alabama A&M	55 74		
												297	A	Prairie View	51 61		
												318	H	Alcorn	75 77		
												333	A	Alabama St.	73 62		
												347	H	Grambling	84 79		
												351	A	Mississippi Val.	80 77		
LAST 10 Division I																	
				158	H	Jackson St.	44 56	244	H	Southern U.	43 70						
				347	H	Grambling	84 79	333	A	Alabama St.	73 62						
				102	A	Texas Southern	77 78	280	A	Alabama A&M	55 74						
				297	A	Prairie View	51 61	351	A	Mississippi Val.	80 77						
				318	H	Alcorn	75 77	148	A	Texas Tech	55 81						

Non-Div I Games: Philander Smith 66 54

Ark.-Pine Bluff

■ Loss, 
 ■ Non-Conf, 
 ■ S Site, 
 ■ Home 
 ■ A Away 
 N Neutral

## Arkansas

Through Games Of Feb. 5, 2020

Average RPI Win:	153	WON-LOST	WINNING	LAST 10	STRENGTH OF	OPP. STRENGTH	TEAM	ADJ.	CONF.	ADJ CONF.
Average RPI Loss:	56	RECORD	PCT. RANK	GAMES	SCHEDULE	OF SCHEDULE	RPI	RPI	RPI	RPI
DIV. I ONLY	18- 4	24	7-3	133	23	40	40	4	4	
DIV. I NON-CONF.	12- 1	9	1-0	183	123	38	38	5	5	
TOTALS	RPI 1-25	RPI 26-50	W-L RECORDS	RPI 51-100	RPI 101-150	RPI 150+				
18- 4	0- 2	0- 0	OVERALL	5- 1	7- 1	6- 0				
12- 2	0- 1	0- 0	HOME	3- 1	3- 0	6- 0				
4- 2	0- 1	0- 0	AWAY	2- 0	2- 1	0- 0				
2- 0	0- 0	0- 0	NEUTRAL	0- 0	2- 0	0- 0				
12- 1	0- 0	0- 0	NON-CONFERENCE	3- 0	3- 1	6- 0				
10- 0	0- 0	0- 0	HOME	3- 0	1- 0	6- 0				
0- 1	0- 0	0- 0	AWAY	0- 0	0- 1	0- 0				
2- 0	0- 0	0- 0	NEUTRAL	0- 0	2- 0	0- 0				
6- 3	0- 2	0- 0	CONFERENCE	2- 1	4- 0	0- 0				
2- 2	0- 1	0- 0	HOME	0- 1	2- 0	0- 0				
4- 1	0- 1	0- 0	AWAY	2- 0	2- 0	0- 0				
0- 0	0- 0	0- 0	NEUTRAL	0- 0	0- 0	0- 0				

RPI 1-25				RPI 26-50				Team's RPI: 40				RPI 51-100				RPI 101+			
RPI	S	Opponent	Score	RPI	S	Opponent	Score	RPI	S	Opponent	Score	RPI	S	Opponent	Score	RPI	S	Opponent	Score
2	A	South Carolina	82 91									63	H	Belmont	91 60	105	N	Fordham	71 59
17	H	Texas A&M	77 84									68	H	UT Martin	96 46	113	N	Wisconsin	68 64
												72	A	Alabama	66 48	117	A	Auburn	86 70
												77	H	Georgia	55 64	119	H	Florida	79 57
												79	H	Stony Brook	88 58	124	H	Kansas St.	81 72
												97	A	Vanderbilt	100 66	129	A	California	80 84
																147	A	Missouri	85 81
																147	H	Missouri	90 73
																163	H	New Orleans	82 52
																172	H	Little Rock	86 53
																250	H	Tulsa	91 41
																254	H	Oral Roberts	96 64
																331	H	McNeese	101 58
																338	H	Northwestern St.	99 39
LAST 10 Division I																			
147	A	Missouri	85 81	147	H	Missouri	90 73												
72	A	Alabama	66 48	2	A	South Carolina	82 91												
119	H	Florida	79 57	117	A	Auburn	86 70												
77	H	Georgia	55 64	17	H	Texas A&M	77 84												
97	A	Vanderbilt	100 66	68	H	UT Martin	96 46												

Non-Div I Games:

Arkansas

■ Loss, 
 ■ Non-Conf, 
 ■ S Site, 
 ■ H Home 
 ■ A Away 
 N Neutral

Average RPI Win:	275	WON-LOST	WINNING	LAST 10	STRENGTH OF	OPP. STRENGTH	TEAM	ADJ.	CONF.	ADJ CONF.
Average RPI Loss:	145	RECORD	PCT. RANK	GAMES	SCHEDULE	OF SCHEDULE	RPI	RPI	RPI	RPI
DIV. I ONLY	8- 11	227	6-4	190	248	203	203	21	21	
DIV. I NON-CONF.	2- 8	295	0-1	95	238	243	243	21	21	
TOTALS	RPI 1-25	RPI 26-50	W-L RECORDS	RPI 51-100	RPI 101-150	RPI 150+				
8- 11	0- 2	0- 0	OVERALL	0- 0	1- 3	7- 6				
5- 1	0- 0	0- 0	HOME	0- 0	1- 1	4- 0				
3- 9	0- 2	0- 0	AWAY	0- 0	0- 1	3- 6				
0- 1	0- 0	0- 0	NEUTRAL	0- 0	0- 1	0- 0				
2- 8	0- 2	0- 0	NON-CONFERENCE	0- 0	0- 2	2- 4				
1- 1	0- 0	0- 0	HOME	0- 0	0- 1	1- 0				
1- 6	0- 2	0- 0	AWAY	0- 0	0- 0	1- 4				
0- 1	0- 0	0- 0	NEUTRAL	0- 0	0- 1	0- 0				
6- 3	0- 0	0- 0	CONFERENCE	0- 0	1- 1	5- 2				
4- 0	0- 0	0- 0	HOME	0- 0	1- 0	3- 0				
2- 3	0- 0	0- 0	AWAY	0- 0	0- 1	2- 2				
0- 0	0- 0	0- 0	NEUTRAL	0- 0	0- 0	0- 0				

RPI 1-25				RPI 26-50				RPI 51-100				RPI 101+ Team's RPI: 203			
RPI	S	Opponent	Score	RPI	S	Opponent	Score	RPI	S	Opponent	Score	RPI	S	Opponent	Score
7	A	Baylor	43 111									112	A	UT Arlington	44 71
21	A	DePaul	64 109									121	H	Coastal Caro.	63 61
												131	N	N.C. A&T	50 55
												137	H	Southeast Mo. St.	67 79
												153	A	Louisiana	43 83
												168	A	Memphis	50 78
												172	A	Little Rock	58 67
												205	A	Murray St.	62 77
												235	A	Louisiana Tech	54 67
												238	A	San Diego St.	71 62
												250	A	Tulsa	77 79
												274	A	Texas St.	56 53
												277	H	Appalachian St.	76 58
												295	H	Ga. Southern	69 62
												319	H	Ark.-Pine Bluff	81 60
												328	H	Georgia St.	70 68
												345	A	La.-Monroe	54 53
LAST 10 Division I															
345	A	La.-Monroe	54 53	295	H	Ga. Southern	69 62								
121	H	Coastal Caro.	63 61	328	H	Georgia St.	70 68								
153	A	Louisiana	43 83	274	A	Texas St.	56 53								
172	A	Little Rock	58 67	112	A	UT Arlington	44 71								
277	H	Appalachian St.	76 58	235	A	Louisiana Tech	54 67								

Non-Div I Games: Central Baptist 88 63

Arkansas St.

■ Loss, 
 ■ Non-Conf, S Site, 
 ■ Home 
 ■ Away 
 N Neutral



Army West Point

Through Games Of Feb. 5, 2020

Average RPI Win:	282	WON-LOST	WINNING	LAST 10	STRENGTH OF	OPP. STRENGTH	TEAM	ADJ.	CONF.	ADJ CONF.
Average RPI Loss:	148	RECORD	PCT. RANK	GAMES	SCHEDULE	OF SCHEDULE	RPI	RPI	RPI	RPI
DIV. I ONLY	5- 16	300	1-9	165	230	289	289	15	15	
DIV. I NON-CONF.	4- 7	225	0	237	293	255	255	15	15	
TOTALS	RPI 1-25	RPI 26-50	W-L RECORDS	RPI 51-100	RPI 101-150	RPI 150+				
5- 16	0- 1	0- 2	OVERALL	0- 3	1- 2	4- 8				
3- 7	0- 1	0- 0	HOME	0- 1	1- 2	2- 3				
2- 9	0- 0	0- 2	AWAY	0- 2	0- 0	2- 5				
0- 0	0- 0	0- 0	NEUTRAL	0- 0	0- 0	0- 0				
4- 7	0- 1	0- 2	NON-CONFERENCE	0- 0	0- 1	4- 3				
2- 3	0- 1	0- 0	HOME	0- 0	0- 1	2- 1				
2- 4	0- 0	0- 2	AWAY	0- 0	0- 0	2- 2				
0- 0	0- 0	0- 0	NEUTRAL	0- 0	0- 0	0- 0				
1- 9	0- 0	0- 0	CONFERENCE	0- 3	1- 1	0- 5				
1- 4	0- 0	0- 0	HOME	0- 1	1- 1	0- 2				
0- 5	0- 0	0- 0	AWAY	0- 2	0- 0	0- 3				
0- 0	0- 0	0- 0	NEUTRAL	0- 0	0- 0	0- 0				

RPI 1-25				RPI 26-50				RPI 51-100				RPI 101+ Team's RPI: 289			
RPI	S	Opponent	Score	RPI	S	Opponent	Score	RPI	S	Opponent	Score	RPI	S	Opponent	Score
22	H	TCU	52 66	30	A	Arizona St.	51 83	73	A	Bucknell	46 77	122	H	Holy Cross	61 48
				49	A	St. John's (NY)	60 96	73	H	Bucknell	52 63	134	H	Lehigh	65 94
								82	A	Colgate	93 100	140	H	William & Mary	65 77
												156	H	Lafayette	52 57
												164	H	Boston U.	66 72
												176	H	Columbia	62 71
												181	A	American	57 73
												215	A	Manhattan	56 86
												269	A	Loyola Maryland	59 68
												292	A	Navy	45 57
												305	A	St. Francis Brooklyn	64 70
												315	H	Bryant	81 75
												317	A	Air Force	68 66
												322	A	Fairleigh Dickinson	70 68
												334	H	LIU Brooklyn	67 60
LAST 10 Division I															
134	H	Lehigh	65 94	122	H	Holy Cross	61 48								
73	A	Bucknell	46 77	164	H	Boston U.	66 72								
292	A	Navy	45 57	181	A	American	57 73								
156	H	Lafayette	52 57	82	A	Colgate	93 100								
269	A	Loyola Maryland	59 68	73	H	Bucknell	52 63								

Non-Div I Games:

Army West Point

Loss, Non-Conf, S Site, H Home A Away N Neutral

Average RPI Win:	203	WON-LOST	WINNING	LAST 10	STRENGTH OF	OPP. STRENGTH	TEAM	ADJ.	CONF.	ADJ CONF.
Average RPI Loss:	57	RECORD	PCT. RANK	GAMES	SCHEDULE	OF SCHEDULE	RPI	RPI	RPI	RPI
DIV. I ONLY	8- 12	237	3-7	14	74	117	117	4	4	
DIV. I NON-CONF.	6- 5	151	1-0	21	187	71	71	5	5	
TOTALS	RPI 1-25	RPI 26-50	W-L RECORDS	RPI 51-100	RPI 101-150	RPI 150+				
8- 12	0- 3	0- 3	OVERALL	2- 4	1- 2	5- 0				
6- 4	0- 0	0- 2	HOME	1- 1	1- 1	4- 0				
1- 6	0- 3	0- 0	AWAY	0- 2	0- 1	1- 0				
1- 2	0- 0	0- 1	NEUTRAL	1- 1	0- 0	0- 0				
6- 5	0- 1	0- 2	NON-CONFERENCE	1- 1	1- 1	4- 0				
4- 1	0- 0	0- 1	HOME	0- 0	1- 0	3- 0				
1- 2	0- 1	0- 0	AWAY	0- 0	0- 1	1- 0				
1- 2	0- 0	0- 1	NEUTRAL	1- 1	0- 0	0- 0				
2- 7	0- 2	0- 1	CONFERENCE	1- 3	0- 1	1- 0				
2- 3	0- 0	0- 1	HOME	1- 1	0- 1	1- 0				
0- 4	0- 2	0- 0	AWAY	0- 2	0- 0	0- 0				
0- 0	0- 0	0- 0	NEUTRAL	0- 0	0- 0	0- 0				

RPI 1-25				RPI 26-50				RPI 51-100				RPI 101+ Team's RPI: 117			
RPI	S	Opponent	Score	RPI	S	Opponent	Score	RPI	S	Opponent	Score	RPI	S	Opponent	Score
14	A	Mississippi St.	73 78	27	N	Drake	82 83	58	N	Middle Tenn.	50 73	110	A	UAB	75 80
22	A	TCU	65 80	29	H	Old Dominion	77 89	65	N	Dayton	76 74	119	H	Florida	63 83
24	A	Kentucky	61 68	40	H	Arkansas	70 86	72	H	Alabama	48 75	146	H	Bethune-Cookman	74 56
								77	A	Georgia	50 61	212	H	Saint Joseph's	66 62
								97	A	Vanderbilt	55 77	251	A	South Alabama	82 62
								97	H	Vanderbilt	70 62	271	H	Wofford	84 82
												275	H	Ole Miss	59 43
												306	H	Jacksonville St.	62 53
LAST 10 Division I															
97	H	Vanderbilt	70 62	72	H	Alabama	48 75								
14	A	Mississippi St.	73 78	119	H	Florida	63 83								
24	A	Kentucky	61 68	40	H	Arkansas	70 86								
275	H	Ole Miss	59 43	97	A	Vanderbilt	55 77								
77	A	Georgia	50 61	306	H	Jacksonville St.	62 53								

Non-Div I Games:

Auburn

■ Loss, 
 ■ Non-Conf, 
 ■ S Site, 
 ■ Home 
 ■ A Away 
 N Neutral

Average RPI Win:	269	WON-LOST	WINNING	LAST 10	STRENGTH OF	OPP. STRENGTH	TEAM	ADJ.	CONF.	ADJ CONF.
Average RPI Loss:	117	RECORD	PCT. RANK	GAMES	SCHEDULE	OF SCHEDULE	RPI	RPI	RPI	RPI
DIV. I ONLY	10- 9	160	3-7	233	298	195	195	19	19	
DIV. I NON-CONF.	7- 2	54	0	288	282	97	97	22	22	
TOTALS	RPI 1-25	RPI 26-50	W-L RECORDS	RPI 51-100	RPI 101-150	RPI 150+				
10- 9	0- 1	0- 0	OVERALL	1- 3	0- 2	9- 3				
4- 4	0- 0	0- 0	HOME	1- 2	0- 1	3- 1				
5- 5	0- 1	0- 0	AWAY	0- 1	0- 1	5- 2				
1- 0	0- 0	0- 0	NEUTRAL	0- 0	0- 0	1- 0				
7- 2	0- 1	0- 0	NON-CONFERENCE	1- 0	0- 0	6- 1				
2- 0	0- 0	0- 0	HOME	1- 0	0- 0	1- 0				
4- 2	0- 1	0- 0	AWAY	0- 0	0- 0	4- 1				
1- 0	0- 0	0- 0	NEUTRAL	0- 0	0- 0	1- 0				
3- 7	0- 0	0- 0	CONFERENCE	0- 3	0- 2	3- 2				
2- 4	0- 0	0- 0	HOME	0- 2	0- 1	2- 1				
1- 3	0- 0	0- 0	AWAY	0- 1	0- 1	1- 1				
0- 0	0- 0	0- 0	NEUTRAL	0- 0	0- 0	0- 0				

RPI 1-25				RPI 26-50				RPI 51-100				RPI 101+ Team's RPI: 195			
RPI	S	Opponent	Score	RPI	S	Opponent	Score	RPI	S	Opponent	Score	RPI	S	Opponent	Score
24	A	Kentucky	52 81					63	H	Belmont	52 53	137	A	Southeast Mo. St.	43 81
								68	A	UT Martin	61 65	137	H	Southeast Mo. St.	66 79
								68	H	UT Martin	61 69	161	A	Illinois	62 76
								69	H	Illinois St.	77 72	165	A	Tennessee Tech	49 58
												189	N	Binghamton	80 63
												218	A	Chattanooga	50 49
												231	H	Eastern Ill.	47 76
												280	A	Alabama A&M	67 61
												283	A	FIU	58 56
												306	A	Jacksonville St.	63 57
												325	H	Evansville	80 64
												327	H	SIUE	74 61
												340	H	Tennessee St.	76 58
												351	A	Mississippi Val.	100 82
LAST 10 Division I															
231	H	Eastern Ill.	47 76	137	A	Southeast Mo. St.	43 81								
327	H	SIUE	74 61	306	A	Jacksonville St.	63 57								
63	H	Belmont	52 53	165	A	Tennessee Tech	49 58								
340	H	Tennessee St.	76 58	68	H	UT Martin	61 69								
68	A	UT Martin	61 65	137	H	Southeast Mo. St.	66 79								

Non-Div I Games: Christian Bros. 82 62 Ky. Wesleyan 103 70

Austin Peay

■ Loss, 
 ■ Non-Conf, 
 ■ S Site, 
 ■ H Home 
 ■ A Away 
 N Neutral

BYUBYU

BYU

Page 20

Average RPI Win:	180	WON-LOST	WINNING	LAST 10	STRENGTH OF	OPP. STRENGTH	TEAM	ADJ.	CONF.	ADJ CONF.
Average RPI Loss:	69	RECORD	PCT. RANK	GAMES	SCHEDULE	OF SCHEDULE	RPI	RPI	RPI	RPI
DIV. I ONLY	13- 7	85	7-3	110	99	76	76	10	10	
DIV. I NON-CONF.	7- 4	100	1-0	187	76	105	105	10	10	
TOTALS	RPI 1-25	RPI 26-50	W-L RECORDS	RPI 51-100	RPI 101-150	RPI 150+				
13- 7	0- 1	0- 1	OVERALL	2- 3	3- 2	8- 0				
7- 1	0- 0	0- 1	HOME	2- 0	1- 0	4- 0				
3- 5	0- 1	0- 0	AWAY	0- 3	0- 1	3- 0				
3- 1	0- 0	0- 0	NEUTRAL	0- 0	2- 1	1- 0				
7- 4	0- 0	0- 1	NON-CONFERENCE	1- 2	2- 1	4- 0				
2- 1	0- 0	0- 1	HOME	1- 0	0- 0	1- 0				
2- 2	0- 0	0- 0	AWAY	0- 2	0- 0	2- 0				
3- 1	0- 0	0- 0	NEUTRAL	0- 0	2- 1	1- 0				
6- 3	0- 1	0- 0	CONFERENCE	1- 1	1- 1	4- 0				
5- 0	0- 0	0- 0	HOME	1- 0	1- 0	3- 0				
1- 3	0- 1	0- 0	AWAY	0- 1	0- 1	1- 0				
0- 0	0- 0	0- 0	NEUTRAL	0- 0	0- 0	0- 0				

RPI 1-25				RPI 26-50				RPI 51-100 Team's RPI: 76				RPI 101+			
RPI	S	Opponent	Score	RPI	S	Opponent	Score	RPI	S	Opponent	Score	RPI	S	Opponent	Score
18	A	Central Mich.	39 66	32	H	Western Ky.	86 91	53	A	IUPUI	48 65	113	N	Wisconsin	56 67
								62	A	Ohio	71 79	120	A	Kent St.	68 69
								88	A	Cincinnati	56 63	120	H	Kent St.	66 62
								91	H	Buffalo	69 65	133	N	Providence	52 51
								94	H	Butler	74 70	134	N	Lehigh	54 52
												155	H	Western Mich.	68 65
												160	H	Miami (OH)	80 63
												178	H	Eastern Mich.	59 54
												204	A	New Mexico	70 57
												234	A	Bowling Green	86 80
												241	H	Xavier	70 49
												267	N	LMU (CA)	77 72
												323	A	Purdue Fort Wayne	83 52
LAST 10 Division I															
155	H	Western Mich.	68 65	18	A	Central Mich.	39 66								
120	A	Kent St.	68 69	178	H	Eastern Mich.	59 54								
160	H	Miami (OH)	80 63	234	A	Bowling Green	86 80								
91	H	Buffalo	69 65	120	H	Kent St.	66 62								
62	A	Ohio	71 79	204	A	New Mexico	70 57								

Non-Div I Games: Urbana 84 49

Ball St.

■ Loss, 
 ■ Non-Conf, S Site, 
 ■ Home 
 ■ Away 
 N Neutral

Average RPI Win:	124	WON-LOST	WINNING	LAST 10	STRENGTH OF	OPP. STRENGTH	TEAM	ADJ.	CONF.	ADJ CONF.
Average RPI Loss:	2	RECORD	PCT. RANK	GAMES	SCHEDULE	OF SCHEDULE	RPI	RPI	RPI	RPI
DIV. I ONLY	20- 1	6	10-0	46	12	7	7	3	3	
DIV. I NON-CONF.	11- 1	13	1-0	158	15	31	31	4	4	
TOTALS	RPI 1-25	RPI 26-50	W-L RECORDS	RPI 51-100	RPI 101-150	RPI 150+				
20- 1	3- 1	3- 0	OVERALL	5- 0	3- 0	6- 0				
13- 0	0- 0	1- 0	HOME	4- 0	2- 0	6- 0				
5- 0	2- 0	2- 0	AWAY	0- 0	1- 0	0- 0				
2- 1	1- 1	0- 0	NEUTRAL	1- 0	0- 0	0- 0				
11- 1	2- 1	0- 0	NON-CONFERENCE	3- 0	0- 0	6- 0				
8- 0	0- 0	0- 0	HOME	2- 0	0- 0	6- 0				
1- 0	1- 0	0- 0	AWAY	0- 0	0- 0	0- 0				
2- 1	1- 1	0- 0	NEUTRAL	1- 0	0- 0	0- 0				
9- 0	1- 0	3- 0	CONFERENCE	2- 0	3- 0	0- 0				
5- 0	0- 0	1- 0	HOME	2- 0	2- 0	0- 0				
4- 0	1- 0	2- 0	AWAY	0- 0	1- 0	0- 0				
0- 0	0- 0	0- 0	NEUTRAL	0- 0	0- 0	0- 0				

RPI 1-25				Team's RPI: 7		RPI 26-50				RPI 51-100				RPI 101+								
RPI	S	Opponent	Score			RPI	S	Opponent	Score			RPI	S	Opponent	Score			RPI	S	Opponent	Score	
2	N	South Carolina	59	74		37	A	Oklahoma	77	56		51	H	Iowa St.	83	62		107	A	Kansas	90	47
10	A	UConn	74	58		38	A	Texas	64	44		55	H	Oklahoma St.	94	48		107	H	Kansas	97	44
13	N	Indiana	77	62		41	H	West Virginia	91	51		77	H	Georgia	72	38		148	H	Texas Tech	87	79
22	A	TCU	66	57								80	H	South Fla.	58	46		203	H	Arkansas St.	111	43
												84	N	Washington St.	89	66		225	H	Lamar University	90	28
																		252	H	Morehead St.	94	47
																		272	H	New Hampshire	97	29
																		311	H	Houston Baptist	112	42
																		347	H	Grambling	120	46
LAST 10 Division I																						
						107	H	Kansas	97	44		41	H	West Virginia	91	51						
						38	A	Texas	64	44		107	A	Kansas	90	47						
						51	H	Iowa St.	83	62		55	H	Oklahoma St.	94	48						
						148	H	Texas Tech	87	79		10	A	UConn	74	58						
						22	A	TCU	66	57		37	A	Oklahoma	77	56						

Non-Div I Games:

Baylor

■ Loss, 
 ■ Non-Conf, S Site, 
 ■ Home 
 ■ Away 
 N Neutral

# Belmont

Through Games Of Feb. 5, 2020

Average RPI Win:	200	WON-LOST	WINNING	LAST 10	STRENGTH OF	OPP. STRENGTH	TEAM	ADJ.	CONF.	ADJ CONF.
Average RPI Loss:	88	RECORD	PCT. RANK	GAMES	SCHEDULE	OF SCHEDULE	RPI	RPI	RPI	RPI
DIV. I ONLY	13- 8	104	8-2	67	168	63	63	19	19	
DIV. I NON-CONF.	5- 6	187	0	29	24	87	87	22	22	
TOTALS	RPI 1-25	RPI 26-50	W-L RECORDS	RPI 51-100	RPI 101-150	RPI 150+				
13- 8	0- 1	0- 4	OVERALL	2- 1	1- 0	10- 2				
8- 0	0- 0	0- 0	HOME	2- 0	0- 0	6- 0				
5- 6	0- 0	0- 3	AWAY	0- 1	1- 0	4- 2				
0- 2	0- 1	0- 1	NEUTRAL	0- 0	0- 0	0- 0				
5- 6	0- 1	0- 4	NON-CONFERENCE	2- 0	0- 0	3- 1				
4- 0	0- 0	0- 0	HOME	2- 0	0- 0	2- 0				
1- 4	0- 0	0- 3	AWAY	0- 0	0- 0	1- 1				
0- 2	0- 1	0- 1	NEUTRAL	0- 0	0- 0	0- 0				
8- 2	0- 0	0- 0	CONFERENCE	0- 1	1- 0	7- 1				
4- 0	0- 0	0- 0	HOME	0- 0	0- 0	4- 0				
4- 2	0- 0	0- 0	AWAY	0- 1	1- 0	3- 1				
0- 0	0- 0	0- 0	NEUTRAL	0- 0	0- 0	0- 0				

RPI 1-25				RPI 26-50				RPI 51-100				Team's RPI: 63		RPI 101+			
RPI	S	Opponent	Score	RPI	S	Opponent	Score	RPI	S	Opponent	Score			RPI	S	Opponent	Score
9	N	Maryland	26 90	32	A	Western Ky.	46 77	58	H	Middle Tenn.	68 57			137	A	Southeast Mo. St.	57 45
				34	N	Virginia Tech	58 60	60	H	UCF	72 37			165	A	Tennessee Tech	59 47
				35	A	Marquette	51 53	68	A	UT Martin	57 74			179	A	Toledo	48 53
				40	A	Arkansas	60 91							195	A	Austin Peay	53 52
														205	A	Murray St.	86 56
														208	H	Northern Ky.	62 45
														218	H	Chattanooga	63 50
														231	H	Eastern Ill.	69 45
														252	H	Morehead St.	71 62
														265	A	Lipscomb	69 68
														276	H	Eastern Ky.	68 48
														306	A	Jacksonville St.	41 60
														327	H	SIUE	69 48
LAST 10 Division I																	
				306	A	Jacksonville St.	41 60					276	H	Eastern Ky.	68 48		
				165	A	Tennessee Tech	59 47					68	A	UT Martin	57 74		
				195	A	Austin Peay	53 52					137	A	Southeast Mo. St.	57 45		
				205	A	Murray St.	86 56					231	H	Eastern Ill.	69 45		
				252	H	Morehead St.	71 62					327	H	SIUE	69 48		

Non-Div I Games:

Belmont

Loss, Non-Conf, S Site, H Home A Away N Neutral

Average RPI Win:	277	WON-LOST	WINNING	LAST 10	STRENGTH OF	OPP. STRENGTH	TEAM	ADJ.	CONF.	ADJ CONF.
Average RPI Loss:	91	RECORD	PCT. RANK	GAMES	SCHEDULE	OF SCHEDULE	RPI	RPI	RPI	RPI
DIV. I ONLY	13- 5	49	8-2	320	266	146	146	29	29	
DIV. I NON-CONF.	6- 4	123	1-1	257	106	144	144	29	29	
TOTALS	RPI 1-25	RPI 26-50	W-L RECORDS	RPI 51-100	RPI 101-150	RPI 150+				
13- 5	0- 1	0- 0	OVERALL	0- 2	1- 1	12- 1				
4- 2	0- 1	0- 0	HOME	0- 1	0- 0	4- 0				
8- 3	0- 0	0- 0	AWAY	0- 1	1- 1	7- 1				
1- 0	0- 0	0- 0	NEUTRAL	0- 0	0- 0	1- 0				
6- 4	0- 1	0- 0	NON-CONFERENCE	0- 2	0- 1	6- 0				
1- 2	0- 1	0- 0	HOME	0- 1	0- 0	1- 0				
4- 2	0- 0	0- 0	AWAY	0- 1	0- 1	4- 0				
1- 0	0- 0	0- 0	NEUTRAL	0- 0	0- 0	1- 0				
7- 1	0- 0	0- 0	CONFERENCE	0- 0	1- 0	6- 1				
3- 0	0- 0	0- 0	HOME	0- 0	0- 0	3- 0				
4- 1	0- 0	0- 0	AWAY	0- 0	1- 0	3- 1				
0- 0	0- 0	0- 0	NEUTRAL	0- 0	0- 0	0- 0				

RPI 1-25				RPI 26-50				RPI 51-100				RPI 101+ Team's RPI: 146			
RPI	S	Opponent	Score	RPI	S	Opponent	Score	RPI	S	Opponent	Score	RPI	S	Opponent	Score
18	H	Central Mich.	67 92					72	A	Alabama	49 60	117	A	Auburn	56 74
								75	H	Troy	62 68	131	A	N.C. A&T	69 58
												174	A	Norfolk St.	51 61
												182	A	Jacksonville	53 52
												228	A	Stetson	59 55
												229	H	Morgan St.	74 65
												270	A	Howard	75 59
												277	N	Appalachian St.	61 44
												283	A	FIU	65 60
												295	H	Ga. Southern	75 57
												321	H	N.C. Central	73 52
												341	A	Charleston So.	81 41
												342	H	Coppin St.	82 51
												346	A	Florida A&M	78 57
												350	A	South Carolina St.	66 55
LAST 10 Division I															
346	A	Florida A&M	78 57	342	H	Coppin St.	82 51								
350	A	South Carolina St.	66 55	270	A	Howard	75 59								
131	A	N.C. A&T	69 58	174	A	Norfolk St.	51 61								
321	H	N.C. Central	73 52	18	H	Central Mich.	67 92								
229	H	Morgan St.	74 65	228	A	Stetson	59 55								

Non-Div I Games: Edward Waters 79 46 Palm Beach Atl. 68 45

Bethune-Cookman

Loss, Non-Conf, S Site, H Home A Away N Neutral



Binghamton

Through Games Of Feb. 5, 2020

Average RPI Win:	270	WON-LOST	WINNING	LAST 10	STRENGTH OF	OPP. STRENGTH	TEAM	ADJ.	CONF.	ADJ CONF.
Average RPI Loss:	190	RECORD	PCT. RANK	GAMES	SCHEDULE	OF SCHEDULE	RPI	RPI	RPI	RPI
DIV. I ONLY	15- 6	51	6-4	341	287	189	189	27	27	
DIV. I NON-CONF.	10- 2	29	1-0	328	244	121	121	28	28	
TOTALS	RPI 1-25	RPI 26-50	W-L RECORDS	RPI 51-100	RPI 101-150	RPI 150+				
15- 6	0- 0	0- 0	OVERALL	0- 2	1- 0	14- 4				
8- 2	0- 0	0- 0	HOME	0- 1	0- 0	8- 1				
6- 3	0- 0	0- 0	AWAY	0- 1	1- 0	5- 2				
1- 1	0- 0	0- 0	NEUTRAL	0- 0	0- 0	1- 1				
10- 2	0- 0	0- 0	NON-CONFERENCE	0- 1	1- 0	9- 1				
5- 0	0- 0	0- 0	HOME	0- 0	0- 0	5- 0				
4- 1	0- 0	0- 0	AWAY	0- 1	1- 0	3- 0				
1- 1	0- 0	0- 0	NEUTRAL	0- 0	0- 0	1- 1				
5- 4	0- 0	0- 0	CONFERENCE	0- 1	0- 0	5- 3				
3- 2	0- 0	0- 0	HOME	0- 1	0- 0	3- 1				
2- 2	0- 0	0- 0	AWAY	0- 0	0- 0	2- 2				
0- 0	0- 0	0- 0	NEUTRAL	0- 0	0- 0	0- 0				

RPI S	Opponent	Score	RPI S	Opponent	Score	RPI S	Opponent	Score	RPI S	Opponent	Score	Team's RPI: 189
						57	A Miami (FL)	56 79	138	A Cornell	59 56	
						79	H Stony Brook	60 67	156	H Lafayette	74 64	
									178	H Eastern Mich.	78 67	
									195	N Austin Peay	63 80	
									201	H UMass Lowell	56 66	
									239	H Maine	73 63	
									248	H Niagara	74 55	
									262	A Delaware St.	75 66	
									272	A New Hampshire	63 53	
									294	H St. Bonaventure	78 67	
									299	A Vermont	62 65	
									301	A UMBC	61 43	
									307	A Siena	89 62	
									309	A Albany (NY)	53 56	
									309	H Albany (NY)	58 42	
									322	A Fairleigh Dickinson	60 48	
									330	H NJIT	75 40	
									347	N Grambling	88 67	
									348	H Hartford	80 44	
LAST 10 Division I												
			309	H Albany (NY)	58 42		299	A Vermont	62 65			
			348	H Hartford	80 44		201	H UMass Lowell	56 66			
			272	A New Hampshire	63 53		301	A UMBC	61 43			
			79	H Stony Brook	60 67		309	A Albany (NY)	53 56			
			239	H Maine	73 63		330	H NJIT	75 40			

Non-Div I Games: Bloomsburg 70 45

Binghamton

Loss, Non-Conf, S Site, H Home A Away N Neutral

Average RPI Win:	234	WON-LOST	WINNING	LAST 10	STRENGTH OF	OPP. STRENGTH	TEAM	ADJ.	CONF.	ADJ CONF.
Average RPI Loss:	87	RECORD	PCT. RANK	GAMES	SCHEDULE	OF SCHEDULE	RPI	RPI	RPI	RPI
DIV. I ONLY	14- 8	95	6-4	117	159	95	95	17	17	
DIV. I NON-CONF.	6- 4	123	0	60	39	73	73	23	23	
TOTALS	RPI 1-25	RPI 26-50	W-L RECORDS	RPI 51-100	RPI 101-150	RPI 150+				
14- 8	0- 3	0- 0	OVERALL	1- 2	1- 1	12- 2				
9- 3	0- 1	0- 0	HOME	1- 2	0- 0	8- 0				
5- 5	0- 2	0- 0	AWAY	0- 0	1- 1	4- 2				
0- 0	0- 0	0- 0	NEUTRAL	0- 0	0- 0	0- 0				
6- 4	0- 3	0- 0	NON-CONFERENCE	1- 1	1- 0	4- 0				
4- 2	0- 1	0- 0	HOME	1- 1	0- 0	3- 0				
2- 2	0- 2	0- 0	AWAY	0- 0	1- 0	1- 0				
0- 0	0- 0	0- 0	NEUTRAL	0- 0	0- 0	0- 0				
8- 4	0- 0	0- 0	CONFERENCE	0- 1	0- 1	8- 2				
5- 1	0- 0	0- 0	HOME	0- 1	0- 0	5- 0				
3- 3	0- 0	0- 0	AWAY	0- 0	0- 1	3- 2				
0- 0	0- 0	0- 0	NEUTRAL	0- 0	0- 0	0- 0				

RPI	S	Opponent	Score
3	A	Louisville	82 98
8	H	Missouri St.	69 72
22	A	TCU	65 77

RPI	S	Opponent	Score
-----	---	----------	-------

RPI	S	Opponent	Score
64	H	BYU	66 55
66	H	Fresno St.	80 85
84	H	Washington St.	68 80

RPI	S	Opponent	Score
110	A	UAB	83 81
136	A	San Jose St.	61 74
185	A	Wyoming	68 73
185	H	Wyoming	67 48
187	H	Portland St.	82 57
191	A	UNLV	65 66
204	H	New Mexico	83 82
214	H	Pepperdine	76 74
238	H	San Diego St.	86 72
263	A	Colorado St.	72 69
284	A	Nevada	83 72
284	H	Nevada	54 40
296	A	Utah St.	65 59
308	A	Eastern Wash.	63 61
317	H	Air Force	70 61
324	H	Utah Valley	77 69

## LAST 10 Division I

185	H	Wyoming	67 48	317	H	Air Force	70 61
284	A	Nevada	83 72	238	H	San Diego St.	86 72
136	A	San Jose St.	61 74	191	A	UNLV	65 66
66	H	Fresno St.	80 85	284	H	Nevada	54 40
296	A	Utah St.	65 59	185	A	Wyoming	68 73

Non-Div I Games: Lewis-Clark St. 88 34 Western Ore. 75 32

Boise St.

■ Loss, 
 ■ Non-Conf, S Site, 
 ■ Home 
 ■ Away 
 N Neutral

Average RPI Win:	161	WON-LOST	WINNING	LAST 10	STRENGTH OF	OPP. STRENGTH	TEAM	ADJ.	CONF.	ADJ CONF.
Average RPI Loss:	53	RECORD	PCT. RANK	GAMES	SCHEDULE	OF SCHEDULE	RPI	RPI	RPI	RPI
DIV. I ONLY	12- 9	127	6-4	43	49	61	61	5	5	
DIV. I NON-CONF.	7- 4	100	1-0	92	136	72	72	3	3	
TOTALS	RPI 1-25	RPI 26-50	W-L RECORDS	RPI 51-100	RPI 101-150	RPI 150+				
12- 9	1- 3	0- 3	OVERALL	3- 1	2- 2	6- 0				
6- 3	0- 2	0- 1	HOME	2- 0	0- 0	4- 0				
5- 5	1- 1	0- 2	AWAY	1- 0	1- 2	2- 0				
1- 1	0- 0	0- 0	NEUTRAL	0- 1	1- 0	0- 0				
7- 4	0- 1	0- 0	NON-CONFERENCE	1- 1	1- 2	5- 0				
5- 0	0- 0	0- 0	HOME	1- 0	0- 0	4- 0				
1- 3	0- 1	0- 0	AWAY	0- 0	0- 2	1- 0				
1- 1	0- 0	0- 0	NEUTRAL	0- 1	1- 0	0- 0				
5- 5	1- 2	0- 3	CONFERENCE	2- 0	1- 0	1- 0				
1- 3	0- 2	0- 1	HOME	1- 0	0- 0	0- 0				
4- 2	1- 0	0- 2	AWAY	1- 0	1- 0	1- 0				
0- 0	0- 0	0- 0	NEUTRAL	0- 0	0- 0	0- 0				

RPI 1-25				RPI 26-50				RPI 51-100				Team's RPI: 61		RPI 101+			
RPI	S	Opponent	Score	RPI	S	Opponent	Score	RPI	S	Opponent	Score		RPI	S	Opponent	Score	
3	H	Louisville	70 81	34	A	Virginia Tech	49 70	71	N	Charlotte	68 84		106	A	Notre Dame	75 65	
15	H	NC State	54 72	42	A	Duke	73 85	87	A	Georgia Tech	55 48		122	A	Holy Cross	71 80	
16	A	Northwestern	63 66	45	H	Virginia	52 69	92	H	Wake Forest	67 54		133	A	Providence	60 76	
23	A	Florida St.	65 56					99	H	VCU	87 52		141	N	Tulane	89 76	
													164	A	Boston U.	88 57	
													183	H	Rhode Island	66 55	
													201	H	UMass Lowell	89 46	
													262	H	Delaware St.	109 69	
													266	A	Pittsburgh	79 70	
													305	H	St. Francis Brooklyn	106 69	
LAST 10 Division I																	
				92	H	Wake Forest	67 54	45	H	Virginia	52 69						
				23	A	Florida St.	65 56	106	A	Notre Dame	75 65						
				34	A	Virginia Tech	49 70	266	A	Pittsburgh	79 70						
				87	A	Georgia Tech	55 48	15	H	NC State	54 72						
				3	H	Louisville	70 81	262	H	Delaware St.	109 69						

Non-Div I Games:

Boston College

■ Loss, 
■ Non-Conf, S Site, 
■ Home 
■ Away 
N Neutral

Average RPI Win: <b>211</b>	WON-LOST	WINNING	LAST 10	STRENGTH OF	OPP. STRENGTH	TEAM	ADJ.	CONF.	ADJ CONF.
Average RPI Loss: <b>136</b>	RECORD	PCT. RANK	GAMES	SCHEDULE	OF SCHEDULE	RPI	RPI	RPI	RPI
DIV. I ONLY	<b>11- 10</b>	<b>169</b>	<b>6-4</b>	<b>167</b>	<b>167</b>	<b>164</b>	<b>164</b>	<b>15</b>	<b>15</b>
DIV. I NON-CONF.	<b>5- 6</b>	<b>187</b>	<b>0</b>	<b>164</b>	<b>173</b>	<b>186</b>	<b>186</b>	<b>15</b>	<b>15</b>
TOTALS	RPI 1-25	RPI 26-50	W-L RECORDS	RPI 51-100	RPI 101-150	RPI 150+			
11- 10	0- 0	0- 0	OVERALL	1- 3	2- 4	8- 3			
6- 5	0- 0	0- 0	HOME	1- 3	2- 2	3- 0			
5- 5	0- 0	0- 0	AWAY	0- 0	0- 2	5- 3			
0- 0	0- 0	0- 0	NEUTRAL	0- 0	0- 0	0- 0			
5- 6	0- 0	0- 0	NON-CONFERENCE	0- 2	1- 3	4- 1			
2- 4	0- 0	0- 0	HOME	0- 2	1- 2	1- 0			
3- 2	0- 0	0- 0	AWAY	0- 0	0- 1	3- 1			
0- 0	0- 0	0- 0	NEUTRAL	0- 0	0- 0	0- 0			
6- 4	0- 0	0- 0	CONFERENCE	1- 1	1- 1	4- 2			
4- 1	0- 0	0- 0	HOME	1- 1	1- 0	2- 0			
2- 3	0- 0	0- 0	AWAY	0- 0	0- 1	2- 2			
0- 0	0- 0	0- 0	NEUTRAL	0- 0	0- 0	0- 0			

RPI 1-25			RPI 26-50			RPI 51-100			RPI 101+			Team's RPI: 164
RPI	S	Opponent	Score	RPI	S	Opponent	Score	RPI	S	Opponent	Score	
						61	H Boston College	57	88	122	H Holy Cross	76 70
						73	H Bucknell	52	48	123	H Harvard	39 66
						82	H Colgate	61	70	127	H Northeastern	72 56
						83	H Marist	75	89	129	A California	62 73
										134	A Lehigh	34 51
										142	H Massachusetts	45 58
										156	A Lafayette	57 59
										162	A UC Davis	68 75
										169	H Dartmouth	74 56
										181	H American	59 44
										239	A Maine	62 49
										269	A Loyola Maryland	41 39
										269	H Loyola Maryland	44 42
										272	A New Hampshire	78 64
										289	A Army West Point	72 66
										292	A Navy	41 46
										309	A Albany (NY)	60 58
LAST 10 Division I												
						73	H Bucknell	52	48	269	H Loyola Maryland	44 42
						269	A Loyola Maryland	41	39	289	A Army West Point	72 66
						122	H Holy Cross	76	70	134	A Lehigh	34 51
						292	A Navy	41	46	181	H American	59 44
						82	H Colgate	61	70	156	A Lafayette	57 59

Non-Div I Games:

Boston U.

## Bowling Green

Through Games Of Feb. 5, 2020

Average RPI Win:	231	WON-LOST	WINNING	LAST 10	STRENGTH OF	OPP. STRENGTH	TEAM	ADJ.	CONF.	ADJ CONF.
Average RPI Loss:	133	RECORD	PCT. RANK	GAMES	SCHEDULE	OF SCHEDULE	RPI	RPI	RPI	RPI
DIV. I ONLY	6- 13	274	1-9	145	158	234	234	10	10	
DIV. I NON-CONF.	5- 5	164	0-1	204	219	160	160	10	10	
TOTALS	RPI 1-25	RPI 26-50	W-L RECORDS	RPI 51-100	RPI 101-150	RPI 150+				
6- 13	0- 0	0- 1	OVERALL	0- 3	0- 3	6- 6				
3- 3	0- 0	0- 0	HOME	0- 1	0- 0	3- 2				
2- 8	0- 0	0- 1	AWAY	0- 2	0- 2	2- 3				
1- 2	0- 0	0- 0	NEUTRAL	0- 0	0- 1	1- 1				
5- 5	0- 0	0- 1	NON-CONFERENCE	0- 0	0- 2	5- 2				
2- 0	0- 0	0- 0	HOME	0- 0	0- 0	2- 0				
2- 3	0- 0	0- 1	AWAY	0- 0	0- 1	2- 1				
1- 2	0- 0	0- 0	NEUTRAL	0- 0	0- 1	1- 1				
1- 8	0- 0	0- 0	CONFERENCE	0- 3	0- 1	1- 4				
1- 3	0- 0	0- 0	HOME	0- 1	0- 0	1- 2				
0- 5	0- 0	0- 0	AWAY	0- 2	0- 1	0- 2				
0- 0	0- 0	0- 0	NEUTRAL	0- 0	0- 0	0- 0				

RPI 1-25			RPI 26-50			RPI 51-100			RPI 101+ Team's RPI: 234		
RPI	S	Opponent	Score	RPI	S	Opponent	Score	RPI	S	Opponent	Score
				33	A	Purdue	74 81	62	A	Ohio	69 79
								76	H	Ball St.	80 86
								91	A	Buffalo	59 65
								118	A	Loyola Chicago	76 84
								120	A	Kent St.	47 61
								135	N	Green Bay	54 73
								155	H	Western Mich.	72 63
								159	A	Valparaiso	90 95
								160	H	Miami (OH)	59 80
								178	A	Eastern Mich.	61 78
								179	A	Toledo	72 79
								193	H	Cleveland St.	89 62
								198	H	Akron	73 76
								222	N	San Francisco	56 64
								242	A	Milwaukee	63 51
								252	H	Morehead St.	79 65
								258	A	Marshall	82 69
								287	N	California Baptist	98 60
LAST 10 Division I											
120	A	Kent St.	47 61	91	A	Buffalo	59 65				
160	H	Miami (OH)	59 80	198	H	Akron	73 76				
62	A	Ohio	69 79	76	H	Ball St.	80 86				
155	H	Western Mich.	72 63	178	A	Eastern Mich.	61 78				
179	A	Toledo	72 79	33	A	Purdue	74 81				

Non-Div I Games: Davis &amp; Elkins 91 52 Notre Dame (OH) 88 54

Bowling Green

Loss, Non-Conf, S Site, H Home A Away N Neutral

Average RPI Win:	187	WON-LOST	WINNING	LAST 10	STRENGTH OF	OPP. STRENGTH	TEAM	ADJ.	CONF.	ADJ CONF.
Average RPI Loss:	59	RECORD	PCT. RANK	GAMES	SCHEDULE	OF SCHEDULE	RPI	RPI	RPI	RPI
DIV. I ONLY	15- 4	36	8-2	176	100	52	52	7	7	
DIV. I NON-CONF.	8- 2	52	1-0	290	150	98	98	7	7	
TOTALS	RPI 1-25	RPI 26-50	W-L RECORDS	RPI 51-100	RPI 101-150	RPI 150+				
15- 4	0- 1	2- 1	OVERALL	1- 1	2- 1	10- 0				
8- 0	0- 0	2- 0	HOME	1- 0	0- 0	5- 0				
4- 3	0- 1	0- 1	AWAY	0- 1	1- 0	3- 0				
3- 1	0- 0	0- 0	NEUTRAL	0- 0	1- 1	2- 0				
8- 2	0- 0	0- 1	NON-CONFERENCE	0- 0	1- 1	7- 0				
3- 0	0- 0	0- 0	HOME	0- 0	0- 0	3- 0				
2- 1	0- 0	0- 1	AWAY	0- 0	0- 0	2- 0				
3- 1	0- 0	0- 0	NEUTRAL	0- 0	1- 1	2- 0				
7- 2	0- 1	2- 0	CONFERENCE	1- 1	1- 0	3- 0				
5- 0	0- 0	2- 0	HOME	1- 0	0- 0	2- 0				
2- 2	0- 1	0- 0	AWAY	0- 1	1- 0	1- 0				
0- 0	0- 0	0- 0	NEUTRAL	0- 0	0- 0	0- 0				

RPI 1-25				RPI 26-50				RPI 51-100				Team's RPI: 52	RPI 101+			
RPI	S	Opponent	Score	RPI	S	Opponent	Score	RPI	S	Opponent	Score		RPI	S	Opponent	Score
8	A	Missouri St.	56 90	27	H	Drake	77 76	69	H	Illinois St.	76 61		109	N	Liberty	63 75
				39	A	Michigan	57 77	81	A	Southern Ill.	50 64		118	A	Loyola Chicago	60 47
				48	H	UNI	61 47						145	N	Richmond	61 57
													158	H	Jackson St.	78 69
													159	A	Valparaiso	75 61
													160	H	Miami (OH)	79 68
													211	A	Western Ill.	84 49
													221	N	George Mason	61 59
													278	H	Indiana St.	91 75
													281	A	Oakland	74 58
													290	H	North Dakota St.	70 64
													308	N	Eastern Wash.	66 46
													325	H	Evansville	82 51
LAST 10 Division I																
				81	A	Southern Ill.	50 64	118	A	Loyola Chicago	60 47					
				8	A	Missouri St.	56 90	69	H	Illinois St.	76 61					
				27	H	Drake	77 76	278	H	Indiana St.	91 75					
				48	H	UNI	61 47	325	H	Evansville	82 51					
				159	A	Valparaiso	75 61	308	N	Eastern Wash.	66 46					

Non-Div I Games: Eureka 101 39

Bradley

Average RPI Win:	277	WON-LOST	WINNING	LAST 10	STRENGTH OF	OPP. STRENGTH	TEAM	ADJ.	CONF.	ADJ CONF.
Average RPI Loss:	153	RECORD	PCT. RANK	GAMES	SCHEDULE	OF SCHEDULE	RPI	RPI	RPI	RPI
DIV. I ONLY	6- 11	257	3-7	195	263	227	227	8	8	
DIV. I NON-CONF.	6- 7	182	3-3	295	326	244	244	8	8	
TOTALS	RPI 1-25	RPI 26-50	W-L RECORDS	RPI 51-100	RPI 101-150	RPI 150+				
6- 11	0- 0	0- 2	OVERALL	0- 1	0- 3	6- 5				
1- 4	0- 0	0- 1	HOME	0- 0	0- 1	1- 2				
5- 6	0- 0	0- 1	AWAY	0- 1	0- 2	5- 2				
0- 1	0- 0	0- 0	NEUTRAL	0- 0	0- 0	0- 1				
6- 7	0- 0	0- 0	NON-CONFERENCE	0- 1	0- 2	6- 4				
1- 3	0- 0	0- 0	HOME	0- 0	0- 1	1- 2				
5- 3	0- 0	0- 0	AWAY	0- 1	0- 1	5- 1				
0- 1	0- 0	0- 0	NEUTRAL	0- 0	0- 0	0- 1				
0- 4	0- 0	0- 2	CONFERENCE	0- 0	0- 1	0- 1				
0- 1	0- 0	0- 1	HOME	0- 0	0- 0	0- 0				
0- 3	0- 0	0- 1	AWAY	0- 0	0- 1	0- 1				
0- 0	0- 0	0- 0	NEUTRAL	0- 0	0- 0	0- 0				

RPI S	Opponent	Score	RPI S	Opponent	Score	RPI S	Opponent	Score	RPI S	Opponent	Score	Team's RPI: 227
36	A Yale	72 79	36	H Yale	40 73	80	A South Fla.	60 70	122	H Holy Cross	71 83	
									138	A Cornell	63 74	
									142	A Massachusetts	42 95	
									176	A Columbia	60 74	
									183	N Rhode Island	44 89	
									206	H Merrimack	57 72	
									209	A Fairfield	58 44	
									239	H Maine	76 70	
									246	A Longwood	76 86	
									272	A New Hampshire	76 68	
									283	A FIU	72 57	
									315	A Bryant	56 50	
									315	H Bryant	44 45	
									344	A Central Conn. St.	83 73	
LAST 10 Division I												
176	A Columbia	60 74	283	A FIU	72 57							
138	A Cornell	63 74	209	A Fairfield	58 44							
36	H Yale	40 73	315	A Bryant	56 50							
36	A Yale	72 79	183	N Rhode Island	44 89							
80	A South Fla.	60 70	122	H Holy Cross	71 83							

Non-Div I Games:

Brown

■ Loss, 
 ■ Non-Conf, 
 ■ S Site, 
 ■ H Home 
 ■ A Away 
 N Neutral

Average RPI Win: <b>281</b>	WON-LOST	WINNING	LAST 10	STRENGTH OF	OPP. STRENGTH	TEAM	ADJ.	CONF.	ADJ CONF.
Average RPI Loss: <b>208</b>	RECORD	PCT. RANK	GAMES	SCHEDULE	OF SCHEDULE	RPI	RPI	RPI	RPI
DIV. I ONLY	5- 15	296	3-7	298	319	315	315	30	30
DIV. I NON-CONF.	2- 9	304	0-1	315	236	334	334	30	30
TOTALS	RPI 1-25	RPI 26-50	W-L RECORDS	RPI 51-100	RPI 101-150	RPI 150+			
5- 15	0- 0	0- 0	OVERALL	0- 1	0- 3	5- 11			
2- 7	0- 0	0- 0	HOME	0- 0	0- 1	2- 6			
3- 8	0- 0	0- 0	AWAY	0- 1	0- 2	3- 5			
0- 0	0- 0	0- 0	NEUTRAL	0- 0	0- 0	0- 0			
2- 9	0- 0	0- 0	NON-CONFERENCE	0- 1	0- 2	2- 6			
1- 4	0- 0	0- 0	HOME	0- 0	0- 1	1- 3			
1- 5	0- 0	0- 0	AWAY	0- 1	0- 1	1- 3			
0- 0	0- 0	0- 0	NEUTRAL	0- 0	0- 0	0- 0			
3- 6	0- 0	0- 0	CONFERENCE	0- 0	0- 1	3- 5			
1- 3	0- 0	0- 0	HOME	0- 0	0- 0	1- 3			
2- 3	0- 0	0- 0	AWAY	0- 0	0- 1	2- 2			
0- 0	0- 0	0- 0	NEUTRAL	0- 0	0- 0	0- 0			

RPI S	Opponent	Score	RPI S	Opponent	Score	RPI S	Opponent	Score	RPI S	Opponent	Score	Team's RPI: 315
						54	A Minnesota	56	122	A Holy Cross	75	87
									133	H Providence	32	76
									149	A Robert Morris	39	69
									161	A Illinois	55	69
									201	H UMass Lowell	35	55
									206	A Merrimack	66	78
									213	A Mt. St. Mary's	72	67
									213	H Mt. St. Mary's	70	76
									227	A Brown	45	44
									227	H Brown	50	56
									256	A Saint Francis (PA)	58	64
									256	H Saint Francis (PA)	60	63
									272	H New Hampshire	56	68
									286	H Wagner	45	58
									289	A Army West Point	75	81
									299	A Vermont	66	71
									309	H Albany (NY)	68	55
									322	A Fairleigh Dickinson	57	45
									334	H LIU Brooklyn	57	53
LAST 10 Division I												
			149	A Robert Morris	39	69	213	H Mt. St. Mary's	70	76		
			256	A Saint Francis (PA)	58	64	206	A Merrimack	66	78		
			286	H Wagner	45	58	322	A Fairleigh Dickinson	57	45		
			213	A Mt. St. Mary's	72	67	256	H Saint Francis (PA)	60	63		
			334	H LIU Brooklyn	57	53	289	A Army West Point	75	81		

Non-Div I Games:

Bryant

■ Loss, 
 ■ Non-Conf, 
 ■ S Site, 
 ■ H Home 
 ■ A Away 
 N Neutral



Average RPI Win: <b>201</b>	WON-LOST	WINNING	LAST 10	STRENGTH OF	OPP. STRENGTH	TEAM	ADJ.	CONF.	ADJ CONF.
Average RPI Loss: <b>133</b>	RECORD	PCT. RANK	GAMES	SCHEDULE	OF SCHEDULE	RPI	RPI	RPI	RPI
DIV. I ONLY	15- 6	51	8-2	160	162	73	73	15	15
DIV. I NON-CONF.	7- 4	100	0	124	167	84	84	15	15
TOTALS	RPI 1-25	RPI 26-50	W-L RECORDS	RPI 51-100	RPI 101-150	RPI 150+			
15- 6	0- 0	0- 1	OVERALL	3- 2	2- 0	10- 3			
7- 1	0- 0	0- 0	HOME	2- 1	0- 0	5- 0			
6- 5	0- 0	0- 1	AWAY	0- 1	2- 0	4- 3			
2- 0	0- 0	0- 0	NEUTRAL	1- 0	0- 0	1- 0			
7- 4	0- 0	0- 1	NON-CONFERENCE	2- 2	0- 0	5- 1			
3- 1	0- 0	0- 0	HOME	1- 1	0- 0	2- 0			
2- 3	0- 0	0- 1	AWAY	0- 1	0- 0	2- 1			
2- 0	0- 0	0- 0	NEUTRAL	1- 0	0- 0	1- 0			
8- 2	0- 0	0- 0	CONFERENCE	1- 0	2- 0	5- 2			
4- 0	0- 0	0- 0	HOME	1- 0	0- 0	3- 0			
4- 2	0- 0	0- 0	AWAY	0- 0	2- 0	2- 2			
0- 0	0- 0	0- 0	NEUTRAL	0- 0	0- 0	0- 0			

RPI 1-25				RPI 26-50				RPI 51-100				Team's RPI: 73	RPI 101+			
RPI	S	Opponent	Score	RPI	S	Opponent	Score	RPI	S	Opponent	Score		RPI	S	Opponent	Score
				45	A	Virginia	60 84	56	H	Drexel	60 49		122	A	Holy Cross	51 40
								70	H	Temple	61 72		134	A	Lehigh	71 50
								79	A	Stony Brook	73 78		156	H	Lafayette	50 36
								82	H	Colgate	66 43		164	A	Boston U.	48 52
								88	N	Cincinnati	56 48		169	A	Quinnipiac	69 76
													181	H	American	68 43
													221	A	George Mason	64 51
													256	A	Saint Francis (PA)	70 46
													269	A	Loyola Maryland	50 60
													270	N	Howard	70 60
													279	H	Monmouth	71 37
													289	A	Army West Point	63 52
													289	H	Army West Point	77 46
													292	A	Navy	61 34
													294	H	St. Bonaventure	68 60
LAST 10 Division I																
				164	A	Boston U.	48 52	181	H	American	68 43					
				289	H	Army West Point	77 46	122	A	Holy Cross	51 40					
				269	A	Loyola Maryland	50 60	292	A	Navy	61 34					
				82	H	Colgate	66 43	156	H	Lafayette	50 36					
				134	A	Lehigh	71 50	289	A	Army West Point	63 52					

Non-Div I Games:

Bucknell

## Buffalo

Through Games Of Feb. 5, 2020

Average RPI Win:	<b>198</b>	WON-LOST	WINNING	LAST 10	STRENGTH OF	OPP. STRENGTH	TEAM	ADJ.	CONF.	ADJ CONF.
Average RPI Loss:	<b>93</b>	RECORD	PCT. RANK	GAMES	SCHEDULE	OF SCHEDULE	RPI	RPI	RPI	RPI
DIV. I ONLY	<b>13- 7</b>	<b>85</b>	<b>5-5</b>	<b>149</b>	<b>121</b>	<b>91</b>	<b>91</b>	<b>10</b>	<b>10</b>	
DIV. I NON-CONF.	<b>9- 2</b>	<b>38</b>	<b>1-0</b>	<b>197</b>	<b>201</b>	<b>54</b>	<b>54</b>	<b>10</b>	<b>10</b>	
TOTALS	RPI 1-25	RPI 26-50	W-L RECORDS	RPI 51-100	RPI 101-150	RPI 150+				
13- 7	0- 2	0- 0	OVERALL	2- 2	1- 1	10- 2				
7- 2	0- 1	0- 0	HOME	1- 1	0- 0	6- 0				
4- 5	0- 1	0- 0	AWAY	0- 1	1- 1	3- 2				
2- 0	0- 0	0- 0	NEUTRAL	1- 0	0- 0	1- 0				
9- 2	0- 1	0- 0	NON-CONFERENCE	2- 0	0- 1	7- 0				
5- 0	0- 0	0- 0	HOME	1- 0	0- 0	4- 0				
2- 2	0- 1	0- 0	AWAY	0- 0	0- 1	2- 0				
2- 0	0- 0	0- 0	NEUTRAL	1- 0	0- 0	1- 0				
4- 5	0- 1	0- 0	CONFERENCE	0- 2	1- 0	3- 2				
2- 2	0- 1	0- 0	HOME	0- 1	0- 0	2- 0				
2- 3	0- 0	0- 0	AWAY	0- 1	1- 0	1- 2				
0- 0	0- 0	0- 0	NEUTRAL	0- 0	0- 0	0- 0				

RPI	S	Opponent	Score
4	A	Stanford	69 <b>88</b>
18	H	Central Mich.	93 <b>98</b>

RPI	S	Opponent	Score
-----	---	----------	-------

RPI	S	Opponent	Score
56	N	Drexel	63 59
62	H	Ohio	65 <b>76</b>
65	H	Dayton	67 59
76	A	Ball St.	65 <b>69</b>

RPI	S	Opponent	Score
120	A	Kent St.	57 44
136	A	San Jose St.	88 <b>95</b>
160	A	Miami (OH)	86 72
169	H	Dartmouth	73 49
176	H	Columbia	82 75
177	A	Northern Ill.	63 <b>64</b>
178	H	Eastern Mich.	66 63
179	A	Toledo	59 <b>71</b>
181	N	American	73 55
234	H	Bowling Green	65 59
248	A	Niagara	81 67
294	A	St. Bonaventure	46 36
343	H	Canisius	71 55
344	H	Central Conn. St.	61 56

## LAST 10 Division I

177	A	Northern Ill.	63 <b>64</b>	234	H	Bowling Green	65 59
18	H	Central Mich.	93 <b>98</b>	62	H	Ohio	65 <b>76</b>
120	A	Kent St.	57 44	179	A	Toledo	59 <b>71</b>
76	A	Ball St.	65 <b>69</b>	160	A	Miami (OH)	86 72
178	H	Eastern Mich.	66 63	169	H	Dartmouth	73 49

Non-Div I Games:

Buffalo

■ Loss, 
■ Non-Conf, S Site, 
■ Home 
■ Away 
N Neutral

Average RPI Win:	182	WON-LOST	WINNING	LAST 10	STRENGTH OF	OPP. STRENGTH	TEAM	ADJ.	CONF.	ADJ CONF.
Average RPI Loss:	52	RECORD	PCT. RANK	GAMES	SCHEDULE	OF SCHEDULE	RPI	RPI	RPI	RPI
DIV. I ONLY	15- 6	51	7-3	171	50	94	94	6	6	
DIV. I NON-CONF.	8- 3	68	0	200	87	116	116	6	6	
TOTALS	RPI 1-25	RPI 26-50	W-L RECORDS	RPI 51-100	RPI 101-150	RPI 150+				
15- 6	0- 2	2- 1	OVERALL	3- 3	1- 0	9- 0				
9- 4	0- 2	1- 1	HOME	1- 1	0- 0	7- 0				
5- 1	0- 0	1- 0	AWAY	1- 1	1- 0	2- 0				
1- 1	0- 0	0- 0	NEUTRAL	1- 1	0- 0	0- 0				
8- 3	0- 1	0- 0	NON-CONFERENCE	2- 2	0- 0	6- 0				
7- 1	0- 1	0- 0	HOME	1- 0	0- 0	6- 0				
0- 1	0- 0	0- 0	AWAY	0- 1	0- 0	0- 0				
1- 1	0- 0	0- 0	NEUTRAL	1- 1	0- 0	0- 0				
7- 3	0- 1	2- 1	CONFERENCE	1- 1	1- 0	3- 0				
2- 3	0- 1	1- 1	HOME	0- 1	0- 0	1- 0				
5- 0	0- 0	1- 0	AWAY	1- 0	1- 0	2- 0				
0- 0	0- 0	0- 0	NEUTRAL	0- 0	0- 0	0- 0				

RPI 1-25				RPI 26-50				RPI 51-100 Team's RPI: 94				RPI 101+			
RPI	S	Opponent	Score	RPI	S	Opponent	Score	RPI	S	Opponent	Score	RPI	S	Opponent	Score
13	H	Indiana	53 64	31	A	Creighton	73 67	53	H	IUPUI	64 61	133	A	Providence	50 47
21	H	DePaul	65 80	35	H	Marquette	61 55	62	N	Ohio	60 55	196	H	High Point	74 52
				49	H	St. John's (NY)	42 67	76	A	Ball St.	70 74	198	H	Akron	76 55
								77	N	Georgia	36 69	240	A	Georgetown	47 46
								78	H	Seton Hall	62 67	241	A	Xavier	78 70
								89	A	Villanova	58 41	241	H	Xavier	63 61
												276	H	Eastern Ky.	73 41
												286	H	Wagner	74 58
												323	H	Purdue Fort Wayne	85 58
												329	H	Detroit Mercy	82 60
LAST 10 Division I															
241	H	Xavier	63 61	240	A	Georgetown	47 46								
31	A	Creighton	73 67	89	A	Villanova	58 41								
133	A	Providence	50 47	241	A	Xavier	78 70								
21	H	DePaul	65 80	49	H	St. John's (NY)	42 67								
35	H	Marquette	61 55	78	H	Seton Hall	62 67								

Non-Div I Games:

Butler

CSU Bakersfield

Through Games Of Feb. 5, 2020

Average RPI Win:	252	WON-LOST	WINNING	LAST 10	STRENGTH OF	OPP. STRENGTH	TEAM	ADJ.	CONF.	ADJ CONF.
Average RPI Loss:	211	RECORD	PCT. RANK	GAMES	SCHEDULE	OF SCHEDULE	RPI	RPI	RPI	RPI
DIV. I ONLY	10- 9	160	5-5	255	311	217	217	31	31	
DIV. I NON-CONF.	5- 5	164	0-1	104	199	133	133	32	32	
TOTALS	RPI 1-25	RPI 26-50	W-L RECORDS	RPI 51-100	RPI 101-150	RPI 150+				
10- 9	0- 2	0- 0	OVERALL	0- 0	2- 1	8- 6				
7- 3	0- 0	0- 0	HOME	0- 0	2- 0	5- 3				
3- 6	0- 2	0- 0	AWAY	0- 0	0- 1	3- 3				
0- 0	0- 0	0- 0	NEUTRAL	0- 0	0- 0	0- 0				
5- 5	0- 2	0- 0	NON-CONFERENCE	0- 0	2- 1	3- 2				
5- 0	0- 0	0- 0	HOME	0- 0	2- 0	3- 0				
0- 5	0- 2	0- 0	AWAY	0- 0	0- 1	0- 2				
0- 0	0- 0	0- 0	NEUTRAL	0- 0	0- 0	0- 0				
5- 4	0- 0	0- 0	CONFERENCE	0- 0	0- 0	5- 4				
2- 3	0- 0	0- 0	HOME	0- 0	0- 0	2- 3				
3- 1	0- 0	0- 0	AWAY	0- 0	0- 0	3- 1				
0- 0	0- 0	0- 0	NEUTRAL	0- 0	0- 0	0- 0				

RPI 1-25				RPI 26-50				RPI 51-100				RPI 101+ Team's RPI: 217			
RPI	S	Opponent	Score	RPI	S	Opponent	Score	RPI	S	Opponent	Score	RPI	S	Opponent	Score
6	A	Gonzaga	48 92									114	H	Pacific	80 70
11	A	Oregon St.	50 69									132	A	Washington	49 80
												136	H	San Jose St.	75 71
												199	A	Wright St.	60 65
												247	H	UMKC	70 60
												249	A	Grand Canyon	59 54
												257	H	North Texas	61 52
												264	H	UC Santa Barbara	66 62
												287	A	California Baptist	66 61
												287	H	California Baptist	53 55
												298	A	UC Riverside	52 53
												300	H	UTRGV	52 66
												313	A	Seattle U	57 63
												320	H	New Mexico St.	60 59
												321	H	N.C. Central	80 71
												324	A	Utah Valley	55 53
												349	H	Chicago St.	58 60
LAST 10 Division I															
				287	H	California Baptist	53 55					349	H	Chicago St.	58 60
				300	H	UTRGV	52 66					247	H	UMKC	70 60
				320	H	New Mexico St.	60 59					287	A	California Baptist	66 61
				313	A	Seattle U	57 63					249	A	Grand Canyon	59 54
				324	A	Utah Valley	55 53					298	A	UC Riverside	52 53

Non-Div I Games: Fresno Pacific 95 64 Westcliff 100 44 Cal St. Dom. Hills 83 74

CSU Bakersfield

Loss, Non-Conf, S Site, H Home A Away N Neutral

Average RPI Win: <b>246</b>	WON-LOST	WINNING	LAST 10	STRENGTH OF	OPP. STRENGTH	TEAM	ADJ.	CONF.	ADJ CONF.
Average RPI Loss: <b>166</b>	RECORD	PCT. RANK	GAMES	SCHEDULE	OF SCHEDULE	RPI	RPI	RPI	RPI
DIV. I ONLY	<b>8- 12</b>	<b>237</b>	<b>5-5</b>	<b>308</b>	<b>120</b>	<b>273</b>	<b>273</b>	<b>28</b>	<b>28</b>
DIV. I NON-CONF.	<b>4- 9</b>	<b>250</b>	<b>1-2</b>	<b>276</b>	<b>22</b>	<b>270</b>	<b>270</b>	<b>26</b>	<b>26</b>
TOTALS	RPI 1-25	RPI 26-50	W-L RECORDS	RPI 51-100	RPI 101-150	RPI 150+			
8- 12	0- 1	0- 1	OVERALL	0- 2	0- 1	8- 7			
4- 5	0- 1	0- 1	HOME	0- 1	0- 0	4- 2			
3- 6	0- 0	0- 0	AWAY	0- 1	0- 1	3- 4			
1- 1	0- 0	0- 0	NEUTRAL	0- 0	0- 0	1- 1			
4- 9	0- 1	0- 1	NON-CONFERENCE	0- 2	0- 1	4- 4			
1- 4	0- 1	0- 1	HOME	0- 1	0- 0	1- 1			
2- 4	0- 0	0- 0	AWAY	0- 1	0- 1	2- 2			
1- 1	0- 0	0- 0	NEUTRAL	0- 0	0- 0	1- 1			
4- 3	0- 0	0- 0	CONFERENCE	0- 0	0- 0	4- 3			
3- 1	0- 0	0- 0	HOME	0- 0	0- 0	3- 1			
1- 2	0- 0	0- 0	AWAY	0- 0	0- 0	1- 2			
0- 0	0- 0	0- 0	NEUTRAL	0- 0	0- 0	0- 0			

RPI 1-25				RPI 26-50				RPI 51-100				RPI 101+ Team's RPI: 273			
RPI	S	Opponent	Score	RPI	S	Opponent	Score	RPI	S	Opponent	Score	RPI	S	Opponent	Score
5	H	UCLA	44 <b>58</b>	45	H	Virginia	47 <b>72</b>	84	A	Washington St.	61 <b>71</b>	126	A	San Diego	40 <b>59</b>
								85	H	Southern California	53 <b>69</b>	154	H	Portland	73 64
												162	A	UC Davis	39 <b>61</b>
												180	H	Santa Clara	55 <b>76</b>
												192	H	Hawaii	58 54
												222	A	San Francisco	61 <b>79</b>
												223	N	SMU	58 <b>68</b>
												230	H	Cal St. Fullerton	63 57
												238	A	San Diego St.	74 69
												259	A	Long Beach St.	52 <b>60</b>
												267	A	LMU (CA)	56 54
												278	N	Indiana St.	67 59
												287	A	California Baptist	56 <b>64</b>
												303	A	UC Irvine	56 51
												303	H	UC Irvine	70 62
												314	H	Cal Poly	41 <b>52</b>
LAST 10 Division I															
				314	H	Cal Poly	41 <b>52</b>			303	H	UC Irvine	70 62		
				162	A	UC Davis	39 <b>61</b>			192	H	Hawaii	58 54		
				303	A	UC Irvine	56 51			238	A	San Diego St.	74 69		
				259	A	Long Beach St.	52 <b>60</b>			126	A	San Diego	40 <b>59</b>		
				230	H	Cal St. Fullerton	63 57			180	H	Santa Clara	55 <b>76</b>		

Non-Div I Games: Hope Int'l 77 54

CSUN

■ Loss, 
 ■ Non-Conf, 
 ■ S Site, 
 ■ H Home 
 ■ A Away 
 N Neutral

Average RPI Win:	275	WON-LOST	WINNING	LAST 10	STRENGTH OF	OPP. STRENGTH	TEAM	ADJ.	CONF.	ADJ CONF.
Average RPI Loss:	201	RECORD	PCT. RANK	GAMES	SCHEDULE	OF SCHEDULE	RPI	RPI	RPI	RPI
DIV. I ONLY	4- 13	304	2-8	256	302	314	314	28	28	
DIV. I NON-CONF.	2- 8	295	0-3	193	273	313	313	26	26	
TOTALS	RPI 1-25	RPI 26-50	W-L RECORDS	RPI 51-100	RPI 101-150	RPI 150+				
4- 13	0- 0	0- 2	OVERALL	0- 1	0- 0	4- 10				
3- 5	0- 0	0- 1	HOME	0- 1	0- 0	3- 3				
1- 8	0- 0	0- 1	AWAY	0- 0	0- 0	1- 7				
0- 0	0- 0	0- 0	NEUTRAL	0- 0	0- 0	0- 0				
2- 8	0- 0	0- 2	NON-CONFERENCE	0- 1	0- 0	2- 5				
2- 3	0- 0	0- 1	HOME	0- 1	0- 0	2- 1				
0- 5	0- 0	0- 1	AWAY	0- 0	0- 0	0- 4				
0- 0	0- 0	0- 0	NEUTRAL	0- 0	0- 0	0- 0				
2- 5	0- 0	0- 0	CONFERENCE	0- 0	0- 0	2- 5				
1- 2	0- 0	0- 0	HOME	0- 0	0- 0	1- 2				
1- 3	0- 0	0- 0	AWAY	0- 0	0- 0	1- 3				
0- 0	0- 0	0- 0	NEUTRAL	0- 0	0- 0	0- 0				

RPI S	Opponent	Score	RPI S	Opponent	Score	RPI S	Opponent	Score	RPI S	Opponent	Score	Team's RPI: 314
29	H Old Dominion	55 61	66	H Fresno St.	52 79	162	H UC Davis	36 42				
30	A Arizona St.	41 66				171	A Saint Mary's (CA)	67 84				
						214	A Pepperdine	53 63				
						225	H Lamar University	57 56				
						230	A Cal St. Fullerton	64 65				
						259	A Long Beach St.	69 72				
						264	A UC Santa Barbara	50 52				
						273	A CSUN	52 41				
						284	A Nevada	40 71				
						291	A Denver	66 96				
						298	H UC Riverside	75 70				
						303	H UC Irvine	57 68				
						304	H Sacramento St.	62 43				
						313	H Seattle U	49 72				
LAST 10 Division I												
273	A CSUN	52 41	264	A UC Santa Barbara	50 52							
230	A Cal St. Fullerton	64 65	259	A Long Beach St.	69 72							
162	H UC Davis	36 42	284	A Nevada	40 71							
298	H UC Riverside	75 70	313	H Seattle U	49 72							
303	H UC Irvine	57 68	171	A Saint Mary's (CA)	67 84							

Non-Div I Games: Holy Names 100 35

Cal Poly

■ Loss, 
 ■ Non-Conf, 
 ■ S Site, 
 ■ H Home 
 ■ A Away 
 N Neutral

Average RPI Win:	262	WON-LOST	WINNING	LAST 10	STRENGTH OF	OPP. STRENGTH	TEAM	ADJ.	CONF.	ADJ CONF.
Average RPI Loss:	225	RECORD	PCT. RANK	GAMES	SCHEDULE	OF SCHEDULE	RPI	RPI	RPI	RPI
DIV. I ONLY	11- 8	122	7-3	334	285	230	230	28	28	
DIV. I NON-CONF.	8- 5	117	4-0	314	288	206	206	26	26	
TOTALS	RPI 1-25	RPI 26-50	W-L RECORDS	RPI 51-100	RPI 101-150	RPI 150+				
11- 8	0- 0	0- 0	OVERALL	0- 0	1- 0	10- 8				
6- 3	0- 0	0- 0	HOME	0- 0	0- 0	6- 3				
5- 5	0- 0	0- 0	AWAY	0- 0	1- 0	4- 5				
0- 0	0- 0	0- 0	NEUTRAL	0- 0	0- 0	0- 0				
8- 5	0- 0	0- 0	NON-CONFERENCE	0- 0	1- 0	7- 5				
4- 2	0- 0	0- 0	HOME	0- 0	0- 0	4- 2				
4- 3	0- 0	0- 0	AWAY	0- 0	1- 0	3- 3				
0- 0	0- 0	0- 0	NEUTRAL	0- 0	0- 0	0- 0				
3- 3	0- 0	0- 0	CONFERENCE	0- 0	0- 0	3- 3				
2- 1	0- 0	0- 0	HOME	0- 0	0- 0	2- 1				
1- 2	0- 0	0- 0	AWAY	0- 0	0- 0	1- 2				
0- 0	0- 0	0- 0	NEUTRAL	0- 0	0- 0	0- 0				

RPI 1-25			RPI 26-50			RPI 51-100			RPI 101+ Team's RPI: 230		
RPI	S	Opponent	Score	RPI	S	Opponent	Score	RPI	S	Opponent	Score
								126	A	San Diego	72 67
								186	H	Montana	69 71
								191	A	UNLV	64 58
								192	A	Hawaii	72 79
								210	H	Delaware	55 72
								216	A	Southern Utah	63 79
								222	A	San Francisco	63 71
								238	A	San Diego St.	45 55
								249	A	Grand Canyon	80 70
								259	H	Long Beach St.	69 65
								264	A	UC Santa Barbara	70 68
								264	H	UC Santa Barbara	66 75
								267	A	LMU (CA)	79 74
								273	A	CSUN	57 63
								287	H	California Baptist	97 93
								296	H	Utah St.	83 62
								313	H	Seattle U	81 63
								314	H	Cal Poly	65 64
								317	H	Air Force	79 70
LAST 10 Division I											
								314	H	Cal Poly	65 64
								264	A	UC Santa Barbara	70 68
								313	H	Seattle U	81 63
								317	H	Air Force	79 70
								287	H	California Baptist	97 93
								126	A	San Diego	72 67
								273	A	CSUN	57 63
								259	H	Long Beach St.	69 65

Non-Div I Games:

Cal St. Fullerton

■ Loss, 
 ■ Non-Conf, S Site, 
 ■ Home 
 ■ Away 
 N Neutral

# California

Through Games Of Feb. 5, 2020

Average RPI Win:	209	WON-LOST	WINNING	LAST 10	STRENGTH OF	OPP. STRENGTH	TEAM	ADJ.	CONF.	ADJ CONF.
Average RPI Loss:	53	RECORD	PCT. RANK	GAMES	SCHEDULE	OF SCHEDULE	RPI	RPI	RPI	RPI
DIV. I ONLY	9- 12	222	1-9	30	51	129	129	1	1	
DIV. I NON-CONF.	8- 3	68	0	76	223	61	61	1	1	
TOTALS	RPI 1-25	RPI 26-50	W-L RECORDS	RPI 51-100	RPI 101-150	RPI 150+				
9- 12	0- 6	1- 1	OVERALL	0- 2	1- 3	7- 0				
7- 6	0- 2	1- 1	HOME	0- 1	0- 2	6- 0				
2- 6	0- 4	0- 0	AWAY	0- 1	1- 1	1- 0				
0- 0	0- 0	0- 0	NEUTRAL	0- 0	0- 0	0- 0				
8- 3	0- 2	1- 0	NON-CONFERENCE	0- 0	0- 1	7- 0				
7- 1	0- 1	1- 0	HOME	0- 0	0- 0	6- 0				
1- 2	0- 1	0- 0	AWAY	0- 0	0- 1	1- 0				
0- 0	0- 0	0- 0	NEUTRAL	0- 0	0- 0	0- 0				
1- 9	0- 4	0- 1	CONFERENCE	0- 2	1- 2	0- 0				
0- 5	0- 1	0- 1	HOME	0- 1	0- 2	0- 0				
1- 4	0- 3	0- 0	AWAY	0- 1	1- 0	0- 0				
0- 0	0- 0	0- 0	NEUTRAL	0- 0	0- 0	0- 0				

RPI	S	Opponent	Score	RPI	S	Opponent	Score	RPI	S	Opponent	Score	RPI	S	Opponent	Score	Team's RPI: 129
1	A	Oregon	55 105	40	H	Arkansas	84 80	84	A	Washington St.	66 92	103	H	Utah	62 71	
4	A	Stanford	40 73	50	H	Colorado	50 62	84	H	Washington St.	75 96	123	A	Harvard	53 56	
4	H	Stanford	65 79									132	A	Washington	81 74	
10	A	UConn	61 72									132	H	Washington	64 67	
11	A	Oregon St.	44 81									164	H	Boston U.	73 62	
24	H	Kentucky	61 63									180	H	Santa Clara	69 65	
												238	A	San Diego St.	74 48	
												249	H	Grand Canyon	72 53	
												259	H	Long Beach St.	68 45	
												298	H	UC Riverside	84 61	
												321	H	N.C. Central	90 69	
LAST 10 Division I																
132	A	Washington	81 74	11	A	Oregon St.	44 81									
84	A	Washington St.	66 92	4	H	Stanford	65 79									
50	H	Colorado	50 62	4	A	Stanford	40 73									
103	H	Utah	62 71	84	H	Washington St.	75 96									
1	A	Oregon	55 105	132	H	Washington	64 67									

Non-Div I Games:

California

Loss, Non-Conf, S Site, H Home A Away N Neutral



Average RPI Win:	262	WON-LOST	WINNING	LAST 10	STRENGTH OF	OPP. STRENGTH	TEAM	ADJ.	CONF.	ADJ CONF.
Average RPI Loss:	232	RECORD	PCT. RANK	GAMES	SCHEDULE	OF SCHEDULE	RPI	RPI	RPI	RPI
DIV. I ONLY	9- 12	222	3-7	291	340	287	287	31	31	
DIV. I NON-CONF.	6- 6	164	0-1	214	324	227	227	32	32	
TOTALS	RPI 1-25	RPI 26-50	W-L RECORDS	RPI 51-100	RPI 101-150	RPI 150+				
9- 12	0- 1	0- 0	OVERALL	0- 0	0- 1	9- 10				
6- 4	0- 0	0- 0	HOME	0- 0	0- 0	6- 4				
3- 5	0- 0	0- 0	AWAY	0- 0	0- 0	3- 5				
0- 3	0- 1	0- 0	NEUTRAL	0- 0	0- 1	0- 1				
6- 6	0- 1	0- 0	NON-CONFERENCE	0- 0	0- 1	6- 4				
5- 1	0- 0	0- 0	HOME	0- 0	0- 0	5- 1				
1- 2	0- 0	0- 0	AWAY	0- 0	0- 0	1- 2				
0- 3	0- 1	0- 0	NEUTRAL	0- 0	0- 1	0- 1				
3- 6	0- 0	0- 0	CONFERENCE	0- 0	0- 0	3- 6				
1- 3	0- 0	0- 0	HOME	0- 0	0- 0	1- 3				
2- 3	0- 0	0- 0	AWAY	0- 0	0- 0	2- 3				
0- 0	0- 0	0- 0	NEUTRAL	0- 0	0- 0	0- 0				

RPI 1-25				RPI 26-50				RPI 51-100				RPI 101+ Team's RPI: 287			
RPI	S	Opponent	Score	RPI	S	Opponent	Score	RPI	S	Opponent	Score	RPI	S	Opponent	Score
4	N	Stanford	78 83									139	N	Houston	75 96
												157	H	Northern Ariz.	98 79
												217	A	CSU Bakersfield	55 53
												217	H	CSU Bakersfield	61 66
												230	A	Cal St. Fullerton	93 97
												233	A	Idaho St.	74 68
												234	N	Bowling Green	60 98
												238	H	San Diego St.	68 80
												247	A	UMKC	65 75
												249	H	Grand Canyon	58 62
												259	H	Long Beach St.	79 70
												264	H	UC Santa Barbara	85 81
												273	H	CSUN	64 56
												280	H	Alabama A&M	60 55
												298	A	UC Riverside	64 80
												300	A	UTRGV	68 87
												313	H	Seattle U	49 83
												320	A	New Mexico St.	56 57
												324	H	Utah Valley	80 67
												349	A	Chicago St.	80 65
LAST 10 Division I															
				217	A	CSU Bakersfield	55 53					249	H	Grand Canyon	58 62
				313	H	Seattle U	49 83					217	H	CSU Bakersfield	61 66
				324	H	Utah Valley	80 67					300	A	UTRGV	68 87
				247	A	UMKC	65 75					320	A	New Mexico St.	56 57
				349	A	Chicago St.	80 65					238	H	San Diego St.	68 80

Non-Div I Games: Ottawa (AZ) 103 75 LIFE Pacific 93 48

California Baptist

Loss, Non-Conf, S Site, H Home A Away N Neutral

Average RPI Win:	259	WON-LOST	WINNING	LAST 10	STRENGTH OF	OPP. STRENGTH	TEAM	ADJ.	CONF.	ADJ CONF.
Average RPI Loss:	201	RECORD	PCT. RANK	GAMES	SCHEDULE	OF SCHEDULE	RPI	RPI	RPI	RPI
DIV. I ONLY	13- 5	49	9-1	312	335	130	130	26	26	
DIV. I NON-CONF.	3- 4	201	0	293	274	234	234	27	27	
TOTALS	RPI 1-25	RPI 26-50	W-L RECORDS	RPI 51-100	RPI 101-150	RPI 150+				
13- 5	0- 0	0- 1	OVERALL	0- 1	0- 0	13- 3				
7- 0	0- 0	0- 0	HOME	0- 0	0- 0	7- 0				
6- 5	0- 0	0- 1	AWAY	0- 1	0- 0	6- 3				
0- 0	0- 0	0- 0	NEUTRAL	0- 0	0- 0	0- 0				
3- 4	0- 0	0- 1	NON-CONFERENCE	0- 1	0- 0	3- 2				
2- 0	0- 0	0- 0	HOME	0- 0	0- 0	2- 0				
1- 4	0- 0	0- 1	AWAY	0- 1	0- 0	1- 2				
0- 0	0- 0	0- 0	NEUTRAL	0- 0	0- 0	0- 0				
10- 1	0- 0	0- 0	CONFERENCE	0- 0	0- 0	10- 1				
5- 0	0- 0	0- 0	HOME	0- 0	0- 0	5- 0				
5- 1	0- 0	0- 0	AWAY	0- 0	0- 0	5- 1				
0- 0	0- 0	0- 0	NEUTRAL	0- 0	0- 0	0- 0				

RPI 1-25			RPI 26-50			RPI 51-100			RPI 101+ Team's RPI: 130		
RPI	S	Opponent	Score	RPI	S	Opponent	Score	RPI	S	Opponent	Score
				29	A	Old Dominion	44 59	92	A	Wake Forest	46 74
								151	H	UNC Greensboro	72 64
								167	A	Hampton	68 31
								196	H	High Point	73 36
								219	A	Radford	43 32
								224	H	Kennesaw St.	63 51
								243	H	Gardner-Webb	48 44
								246	A	Longwood	70 55
								253	A	UNC Asheville	52 60
								261	H	Winthrop	63 47
								310	A	Presbyterian	53 47
								312	A	Hofstra	55 58
								321	A	N.C. Central	64 67
								335	A	USC Upstate	80 72
								335	H	USC Upstate	50 38
								339	A	Western Caro.	61 40
								341	H	Charleston So.	61 36
LAST 10 Division I											
335	A	USC Upstate	80 72	167	A	Hampton	68 31				
219	A	Radford	43 32	243	H	Gardner-Webb	48 44				
341	H	Charleston So.	61 36	246	A	Longwood	70 55				
310	A	Presbyterian	53 47	253	A	UNC Asheville	52 60				
261	H	Winthrop	63 47	335	H	USC Upstate	50 38				

Non-Div I Games: St. Andrews 122 56 Bluefield Col. 65 41

Campbell

Loss, Non-Conf, S Site, H Home A Away N Neutral

RPI 1-25				RPI 26-50				RPI 51-100				RPI 101+				Team's RPI: 343	
RPI	S	Opponent	Score	RPI	S	Opponent	Score	RPI	S	Opponent	Score	RPI	S	Opponent	Score		
								82	H	Colgate	69 90	169	A	Quinnipiac	71 74		
								83	H	Marist	59 90	179	A	Toledo	65 83		
								86	H	Rider	57 70	209	A	Fairfield	70 72		
								91	A	Buffalo	55 71	215	A	Manhattan	50 68		
												228	A	Stetson	52 68		
												232	A	Youngstown St.	59 87		
												248	A	Niagara	62 81		
												277	N	Appalachian St.	57 74		
												279	A	Monmouth	71 62		
												294	H	St. Bonaventure	84 82		
												299	A	Vermont	53 76		
												307	A	Siena	43 72		
												307	H	Siena	63 68		
												309	H	Albany (NY)	53 70		
												337	H	Saint Peter's	68 86		
LAST 10 Division I																	
				307	A	Siena	43 72	209	A	Fairfield	70 72						
				248	A	Niagara	62 81	307	H	Siena	63 68						
				337	H	Saint Peter's	68 86	83	H	Marist	59 90						
				86	H	Rider	57 70	279	A	Monmouth	71 62						
				169	A	Quinnipiac	71 74	215	A	Manhattan	50 68						

Canisius

Central Ark.

Through Games Of Feb. 5, 2020

Average RPI Win:	276	WON-LOST	WINNING	LAST 10	STRENGTH OF	OPP. STRENGTH	TEAM	ADJ.	CONF.	ADJ CONF.
Average RPI Loss:	136	RECORD	PCT. RANK	GAMES	SCHEDULE	OF SCHEDULE	RPI	RPI	RPI	RPI
DIV. I ONLY	7- 11	242	5-5	177	265	207	207	23	23	
DIV. I NON-CONF.	1- 5	313	0	28	146	214	214	19	19	
TOTALS	RPI 1-25	RPI 26-50	W-L RECORDS	RPI 51-100	RPI 101-150	RPI 150+				
7- 11	0- 1	0- 1	OVERALL	0- 0	0- 4	7- 5				
3- 3	0- 0	0- 0	HOME	0- 0	0- 1	3- 2				
4- 8	0- 1	0- 1	AWAY	0- 0	0- 3	4- 3				
0- 0	0- 0	0- 0	NEUTRAL	0- 0	0- 0	0- 0				
1- 5	0- 1	0- 1	NON-CONFERENCE	0- 0	0- 1	1- 2				
1- 0	0- 0	0- 0	HOME	0- 0	0- 0	1- 0				
0- 5	0- 1	0- 1	AWAY	0- 0	0- 1	0- 2				
0- 0	0- 0	0- 0	NEUTRAL	0- 0	0- 0	0- 0				
6- 6	0- 0	0- 0	CONFERENCE	0- 0	0- 3	6- 3				
2- 3	0- 0	0- 0	HOME	0- 0	0- 1	2- 2				
4- 3	0- 0	0- 0	AWAY	0- 0	0- 2	4- 1				
0- 0	0- 0	0- 0	NEUTRAL	0- 0	0- 0	0- 0				

RPI 1-25				RPI 26-50				RPI 51-100				RPI 101+ Team's RPI: 207			
RPI	S	Opponent	Score	RPI	S	Opponent	Score	RPI	S	Opponent	Score	RPI	S	Opponent	Score
17	A	Texas A&M	46 76	44	A	Tennessee	36 63					111	A	SFA	41 102
												125	A	A&M-Corpus Christi	47 67
												128	H	Abilene Christian	64 74
												141	A	Tulane	38 65
												158	H	Jackson St.	57 54
												163	H	New Orleans	37 49
												166	H	Sam Houston St.	54 72
												172	A	Little Rock	48 63
												208	A	Northern Ky.	56 72
												220	A	Southeastern La.	42 63
												225	H	Lamar University	53 29
												282	A	Incarinate Word	47 37
												285	A	Nicholls St.	53 46
												311	H	Houston Baptist	63 39
												331	A	McNeese	70 57
												338	A	Northwestern St.	51 44
LAST 10 Division I															
225	H	Lamar University	53 29	111	A	SFA	41 102								
338	A	Northwestern St.	51 44	166	H	Sam Houston St.	54 72								
220	A	Southeastern La.	42 63	163	H	New Orleans	37 49								
128	H	Abilene Christian	64 74	331	A	McNeese	70 57								
285	A	Nicholls St.	53 46	311	H	Houston Baptist	63 39								

Non-Div I Games: Hendrix 104 28 Central Baptist 66 43 Crowley's Ridge 82 26

Central Ark.

Average RPI Win:	317	WON-LOST	WINNING	LAST 10	STRENGTH OF	OPP. STRENGTH	TEAM	ADJ.	CONF.	ADJ CONF.
Average RPI Loss:	214	RECORD	PCT. RANK	GAMES	SCHEDULE	OF SCHEDULE	RPI	RPI	RPI	RPI
DIV. I ONLY	2- 20	344	1-9	296	327	344	344	30	30	
DIV. I NON-CONF.	1- 10	329	0	285	250	332	332	30	30	
TOTALS	RPI 1-25	RPI 26-50	W-L RECORDS	RPI 51-100	RPI 101-150	RPI 150+				
2- 20	0- 0	0- 1	OVERALL	0- 2	0- 3	2- 14				
1- 7	0- 0	0- 0	HOME	0- 0	0- 1	1- 6				
1- 13	0- 0	0- 1	AWAY	0- 2	0- 2	1- 8				
0- 0	0- 0	0- 0	NEUTRAL	0- 0	0- 0	0- 0				
1- 10	0- 0	0- 1	NON-CONFERENCE	0- 2	0- 1	1- 6				
0- 3	0- 0	0- 0	HOME	0- 0	0- 0	0- 3				
1- 7	0- 0	0- 1	AWAY	0- 2	0- 1	1- 3				
0- 0	0- 0	0- 0	NEUTRAL	0- 0	0- 0	0- 0				
1- 10	0- 0	0- 0	CONFERENCE	0- 0	0- 2	1- 8				
1- 4	0- 0	0- 0	HOME	0- 0	0- 1	1- 3				
0- 6	0- 0	0- 0	AWAY	0- 0	0- 1	0- 5				
0- 0	0- 0	0- 0	NEUTRAL	0- 0	0- 0	0- 0				

RPI S	Opponent	Score	RPI S	Opponent	Score	RPI S	Opponent	Score	RPI S	Opponent	Score	Team's RPI: 344
26	A FGCU	60 94	91	A Buffalo	56 61	134	A Lehigh	51 70	149	A Robert Morris	42 80	
			100	A Duquesne	33 72	149	H Robert Morris	56 86	184	A Fla. Atlantic	54 72	
						201	H UMass Lowell	54 56	206	H Merrimack	56 65	
						213	A Mt. St. Mary's	64 72	227	H Brown	73 83	
						256	A Saint Francis (PA)	68 72	256	H Saint Francis (PA)	52 64	
						266	A Pittsburgh	73 81	272	A New Hampshire	59 70	
						286	H Wagner	66 63	288	A Sacred Heart	58 66	
						288	H Sacred Heart	52 54	309	H Albany (NY)	63 73	
						322	A Fairleigh Dickinson	47 66	334	A LIU Brooklyn	61 63	
						348	A Hartford	61 54				
LAST 10 Division I												
256	A Saint Francis (PA)	68 72	213	A Mt. St. Mary's	64 72							
149	A Robert Morris	42 80	334	A LIU Brooklyn	61 63							
288	H Sacred Heart	52 54	206	H Merrimack	56 65							
286	H Wagner	66 63	288	A Sacred Heart	58 66							
322	A Fairleigh Dickinson	47 66	256	H Saint Francis (PA)	52 64							

Non-Div I Games:

Central Conn. St.

■ Loss, 
 ■ Non-Conf, S Site, 
 ■ Home 
 ■ Away 
 N Neutral

## Central Mich.

Through Games Of Feb. 5, 2020

Average RPI Win:	138	WON-LOST	WINNING	LAST 10	STRENGTH OF	OPP. STRENGTH	TEAM	ADJ.	CONF.	ADJ CONF.
Average RPI Loss:	58	RECORD	PCT. RANK	GAMES	SCHEDULE	OF SCHEDULE	RPI	RPI	RPI	RPI
DIV. I ONLY	17- 4	30	10-0	24	106	18	18	10	10	
DIV. I NON-CONF.	7- 4	100	0	16	82	29	29	10	10	
TOTALS	RPI 1-25	RPI 26-50	W-L RECORDS	RPI 51-100	RPI 101-150	RPI 150+				
17- 4	0- 1	0- 1	OVERALL	7- 1	2- 1	8- 0				
9- 1	0- 0	0- 0	HOME	4- 0	1- 1	4- 0				
8- 3	0- 1	0- 1	AWAY	3- 1	1- 0	4- 0				
0- 0	0- 0	0- 0	NEUTRAL	0- 0	0- 0	0- 0				
7- 4	0- 1	0- 1	NON-CONFERENCE	3- 1	2- 1	2- 0				
4- 1	0- 0	0- 0	HOME	2- 0	1- 1	1- 0				
3- 3	0- 1	0- 1	AWAY	1- 1	1- 0	1- 0				
0- 0	0- 0	0- 0	NEUTRAL	0- 0	0- 0	0- 0				
10- 0	0- 0	0- 0	CONFERENCE	4- 0	0- 0	6- 0				
5- 0	0- 0	0- 0	HOME	2- 0	0- 0	3- 0				
5- 0	0- 0	0- 0	AWAY	2- 0	0- 0	3- 0				
0- 0	0- 0	0- 0	NEUTRAL	0- 0	0- 0	0- 0				

RPI 1-25				Team's RPI: 18	RPI 26-50				RPI 51-100				RPI 101+						
RPI	S	Opponent	Score		RPI	S	Opponent	Score		RPI	S	Opponent	Score		RPI	S	Opponent	Score	
3	A	Louisville	63	76	32	A	Western Ky.	58	93	60	A	UCF	58	64	127	H	Northeastern	79	63
										62	A	Ohio	73	71	135	H	Green Bay	105	111
										62	H	Ohio	92	90	146	A	Bethune-Cookman	92	67
										65	H	Dayton	81	80	155	A	Western Mich.	80	70
										67	A	South Dakota St.	79	74	160	H	Miami (OH)	76	70
										76	H	Ball St.	66	39	177	H	Northern Ill.	66	60
										83	H	Marist	77	54	178	A	Eastern Mich.	89	82
										91	A	Buffalo	98	93	179	H	Toledo	73	66
															198	A	Akron	77	72
															237	H	Iona	70	50
															281	A	Oakland	65	47
LAST 10 Division I																			
					177	H	Northern Ill.	66	60	155	A	Western Mich.	80	70					
					62	H	Ohio	92	90	76	H	Ball St.	66	39					
					91	A	Buffalo	98	93	160	H	Miami (OH)	76	70					
					179	H	Toledo	73	66	62	A	Ohio	73	71					
					178	A	Eastern Mich.	89	82	198	A	Akron	77	72					

Non-Div I Games:

Central Mich.

■ Loss, 
 ■ Non-Conf, 
 ■ S Site, 
 ■ H Home 
 ■ A Away 
 N Neutral

# Charleston So.

Through Games Of Feb. 5, 2020

Average RPI Win:	253	WON-LOST	WINNING	LAST 10	STRENGTH OF	OPP. STRENGTH	TEAM	ADJ.	CONF.	ADJ CONF.
Average RPI Loss:	221	RECORD	PCT. RANK	GAMES	SCHEDULE	OF SCHEDULE	RPI	RPI	RPI	RPI
DIV. I ONLY	1- 18	346	1-9	234	348	341	341	26	26	
DIV. I NON-CONF.	0- 7	338	0	184	342	339	339	27	27	
TOTALS	RPI 1-25	RPI 26-50	W-L RECORDS	RPI 51-100	RPI 101-150	RPI 150+				
1- 18	0- 1	0- 0	OVERALL	0- 1	0- 2	1- 14				
0- 9	0- 0	0- 0	HOME	0- 0	0- 1	0- 8				
1- 9	0- 1	0- 0	AWAY	0- 1	0- 1	1- 6				
0- 0	0- 0	0- 0	NEUTRAL	0- 0	0- 0	0- 0				
0- 7	0- 1	0- 0	NON-CONFERENCE	0- 1	0- 1	0- 4				
0- 4	0- 0	0- 0	HOME	0- 0	0- 1	0- 3				
0- 3	0- 1	0- 0	AWAY	0- 1	0- 0	0- 1				
0- 0	0- 0	0- 0	NEUTRAL	0- 0	0- 0	0- 0				
1- 11	0- 0	0- 0	CONFERENCE	0- 0	0- 1	1- 10				
0- 5	0- 0	0- 0	HOME	0- 0	0- 0	0- 5				
1- 6	0- 0	0- 0	AWAY	0- 0	0- 1	1- 5				
0- 0	0- 0	0- 0	NEUTRAL	0- 0	0- 0	0- 0				

RPI S	Opponent	Score	RPI S	Opponent	Score	RPI S	Opponent	Score	RPI S	Opponent	Score	Team's RPI: 341
23	A Florida St.	36 88				59	A North Carolina	54 85	130	A Campbell	36 61	
									146	H Bethune-Cookman	41 81	
									167	H Hampton	59 64	
									196	H High Point	70 84	
									200	H North Dakota	57 73	
									219	A Radford	35 72	
									243	A Gardner-Webb	45 67	
									243	H Gardner-Webb	52 79	
									245	H Col. of Charleston	70 79	
									246	A Longwood	64 84	
									253	A UNC Asheville	60 48	
									261	A Winthrop	46 56	
									261	H Winthrop	53 58	
									310	H Presbyterian	46 67	
									335	A USC Upstate	53 70	
									339	A Western Caro.	64 69	
									350	H South Carolina St.	75 81	
LAST 10 Division I												
261	A Winthrop	46 56	167	H Hampton	59 64							
243	A Gardner-Webb	45 67	253	A UNC Asheville	60 48							
310	H Presbyterian	46 67	196	H High Point	70 84							
261	H Winthrop	53 58	246	A Longwood	64 84							
130	A Campbell	36 61	219	A Radford	35 72							

Non-Div I Games: Columbia (SC) 76 59 Virginia-Lynchburg 92 55

Charleston So.

Loss, Non-Conf, S Site, H Home A Away N Neutral

Average RPI Win:	<b>191</b>	WON-LOST	WINNING	LAST 10	STRENGTH OF	OPP. STRENGTH	TEAM	ADJ.	CONF.	ADJ CONF.
Average RPI Loss:	<b>72</b>	RECORD	PCT. RANK	GAMES	SCHEDULE	OF SCHEDULE	RPI	RPI	RPI	RPI
DIV. I ONLY	<b>14- 6</b>	<b>57</b>	<b>6-4</b>	<b>136</b>	<b>93</b>	<b>71</b>	<b>71</b>	<b>13</b>	<b>13</b>	
DIV. I NON-CONF.	<b>9- 2</b>	<b>38</b>	<b>1-0</b>	<b>186</b>	<b>63</b>	<b>57</b>	<b>57</b>	<b>14</b>	<b>14</b>	
TOTALS	RPI 1-25	RPI 26-50	W-L RECORDS	RPI 51-100	RPI 101-150	RPI 150+				
14- 6	0- 1	0- 2	OVERALL	2- 1	4- 1	8- 1				
7- 2	0- 0	0- 1	HOME	0- 0	1- 1	6- 0				
5- 4	0- 1	0- 1	AWAY	1- 1	2- 0	2- 1				
2- 0	0- 0	0- 0	NEUTRAL	1- 0	1- 0	0- 0				
9- 2	0- 1	0- 0	NON-CONFERENCE	2- 0	3- 1	4- 0				
4- 1	0- 0	0- 0	HOME	0- 0	1- 1	3- 0				
3- 1	0- 1	0- 0	AWAY	1- 0	1- 0	1- 0				
2- 0	0- 0	0- 0	NEUTRAL	1- 0	1- 0	0- 0				
5- 4	0- 0	0- 2	CONFERENCE	0- 1	1- 0	4- 1				
3- 1	0- 0	0- 1	HOME	0- 0	0- 0	3- 0				
2- 3	0- 0	0- 1	AWAY	0- 1	1- 0	1- 1				
0- 0	0- 0	0- 0	NEUTRAL	0- 0	0- 0	0- 0				

RPI 1-25				RPI 26-50				RPI 51-100 Team's RPI: 71				RPI 101+			
RPI	S	Opponent	Score	RPI	S	Opponent	Score	RPI	S	Opponent	Score	RPI	S	Opponent	Score
24	A	Kentucky	39 <b>86</b>	29	A	Old Dominion	51 <b>54</b>	58	A	Middle Tenn.	59 <b>83</b>	105	H	Fordham	51 <b>76</b>
				32	H	Western Ky.	56 <b>60</b>	61	N	Boston College	84 68	108	A	Davidson	75 64
								92	A	Wake Forest	77 65	110	A	UAB	83 75
												141	N	Tulane	60 56
												145	H	Richmond	78 59
												184	A	Fla. Atlantic	44 <b>65</b>
												190	H	Southern Miss.	63 59
												210	H	Delaware	61 57
												235	H	Louisiana Tech	55 37
												243	H	Gardner-Webb	74 49
												258	H	Marshall	52 46
												267	A	East Carolina	59 47
												283	A	FIU	64 50
												326	H	UMES	64 44
LAST 10 Division I															
190	H	Southern Miss.	63 59	258	H	Marshall	52 46								
235	H	Louisiana Tech	55 37	29	A	Old Dominion	51 <b>54</b>								
283	A	FIU	64 50	58	A	Middle Tenn.	59 <b>83</b>								
184	A	Fla. Atlantic	44 <b>65</b>	110	A	UAB	83 75								
32	H	Western Ky.	56 <b>60</b>	326	H	UMES	64 44								

Non-Div I Games:

Charlotte



## Chattanooga

Through Games Of Feb. 5, 2020

Average RPI Win:	235	WON-LOST	WINNING	LAST 10	STRENGTH OF	OPP. STRENGTH	TEAM	ADJ.	CONF.	ADJ CONF.
Average RPI Loss:	123	RECORD	PCT. RANK	GAMES	SCHEDULE	OF SCHEDULE	RPI	RPI	RPI	RPI
DIV. I ONLY	5- 16	300	4-6	71	156	218	218	25	25	
DIV. I NON-CONF.	1- 13	337	0-3	14	101	215	215	24	24	
TOTALS	RPI 1-25	RPI 26-50	W-L RECORDS	RPI 51-100	RPI 101-150	RPI 150+				
5- 16	0- 2	0- 1	OVERALL	0- 6	1- 1	4- 6				
2- 6	0- 0	0- 1	HOME	0- 2	0- 0	2- 3				
3- 10	0- 2	0- 0	AWAY	0- 4	1- 1	2- 3				
0- 0	0- 0	0- 0	NEUTRAL	0- 0	0- 0	0- 0				
1- 13	0- 2	0- 1	NON-CONFERENCE	0- 6	1- 0	0- 4				
0- 6	0- 0	0- 1	HOME	0- 2	0- 0	0- 3				
1- 7	0- 2	0- 0	AWAY	0- 4	1- 0	0- 1				
0- 0	0- 0	0- 0	NEUTRAL	0- 0	0- 0	0- 0				
4- 3	0- 0	0- 0	CONFERENCE	0- 0	0- 1	4- 2				
2- 0	0- 0	0- 0	HOME	0- 0	0- 0	2- 0				
2- 3	0- 0	0- 0	AWAY	0- 0	0- 1	2- 2				
0- 0	0- 0	0- 0	NEUTRAL	0- 0	0- 0	0- 0				

RPI 1-25				RPI 26-50				RPI 51-100				RPI 101+ Team's RPI: 218			
RPI	S	Opponent	Score	RPI	S	Opponent	Score	RPI	S	Opponent	Score	RPI	S	Opponent	Score
3	A	Louisville	37 86	33	H	Purdue	34 66	62	H	Ohio	58 70	109	A	Liberty	71 54
15	A	NC State	38 74					63	A	Belmont	50 63	144	A	Samford	46 60
								67	A	South Dakota St.	56 71	151	A	UNC Greensboro	41 49
								68	A	UT Martin	51 78	167	H	Hampton	55 84
								75	H	Troy	51 90	195	H	Austin Peay	49 50
								88	A	Cincinnati	53 72	197	H	Furman	60 52
												226	H	Northern Colo.	42 59
												260	A	ETSU	91 82
												271	H	Wofford	80 76
												276	A	Eastern Ky.	65 71
												332	A	Mercer	48 55
												339	A	Western Caro.	59 52
LAST 10 Division I															
260	A	ETSU	91 82	151	A	UNC Greensboro	41 49								
332	A	Mercer	48 55	339	A	Western Caro.	59 52								
144	A	Samford	46 60	62	H	Ohio	58 70								
197	H	Furman	60 52	15	A	NC State	38 74								
271	H	Wofford	80 76	75	H	Troy	51 90								

Non-Div I Games:

Chattanooga

■ Loss, 
■ Non-Conf, S Site, 
■ Home 
■ Away 
N Neutral

Average RPI Win:	217	WON-LOST	WINNING	LAST 10	STRENGTH OF	OPP. STRENGTH	TEAM	ADJ.	CONF.	ADJ CONF.
Average RPI Loss:	230	RECORD	PCT. RANK	GAMES	SCHEDULE	OF SCHEDULE	RPI	RPI	RPI	RPI
DIV. I ONLY	1- 20	348	1-9	313	318	349	349	31	31	
DIV. I NON-CONF.	0- 13	338	0-2	266	263	343	343	32	32	
TOTALS	RPI 1-25	RPI 26-50	W-L RECORDS	RPI 51-100	RPI 101-150	RPI 150+				
1- 20	0- 1	0- 0	OVERALL	0- 0	0- 3	1- 16				
0- 9	0- 1	0- 0	HOME	0- 0	0- 2	0- 6				
1- 10	0- 0	0- 0	AWAY	0- 0	0- 1	1- 9				
0- 1	0- 0	0- 0	NEUTRAL	0- 0	0- 0	0- 1				
0- 13	0- 1	0- 0	NON-CONFERENCE	0- 0	0- 3	0- 9				
0- 6	0- 1	0- 0	HOME	0- 0	0- 2	0- 3				
0- 6	0- 0	0- 0	AWAY	0- 0	0- 1	0- 5				
0- 1	0- 0	0- 0	NEUTRAL	0- 0	0- 0	0- 1				
1- 7	0- 0	0- 0	CONFERENCE	0- 0	0- 0	1- 7				
0- 3	0- 0	0- 0	HOME	0- 0	0- 0	0- 3				
1- 4	0- 0	0- 0	AWAY	0- 0	0- 0	1- 4				
0- 0	0- 0	0- 0	NEUTRAL	0- 0	0- 0	0- 0				

RPI	S	Opponent	Score	RPI	S	Opponent	Score	RPI	S	Opponent	Score	RPI	S	Opponent	Score	Team's RPI: 349
25	H	Arizona	50 82									112	A	UT Arlington	53 84	
												118	H	Loyola Chicago	53 98	
												135	H	Green Bay	46 102	
												155	A	Western Mich.	69 90	
												159	A	Valparaiso	49 95	
												161	A	Illinois	66 96	
												211	H	Western Ill.	78 88	
												217	A	CSU Bakersfield	60 58	
												247	A	UMKC	57 73	
												249	A	Grand Canyon	49 69	
												264	N	UC Santa Barbara	65 96	
												281	H	Oakland	70 98	
												284	A	Nevada	60 80	
												287	H	California Baptist	65 80	
												300	H	UTRGV	67 87	
												313	A	Seattle U	51 80	
												320	H	New Mexico St.	60 73	
												324	A	Utah Valley	58 89	
												325	A	Evansville	42 76	
												336	H	UIC	61 73	
LAST 10 Division I																
247	A	UMKC	57 73	320	H	New Mexico St.	60 73									
287	H	California Baptist	65 80	313	A	Seattle U	51 80									
217	A	CSU Bakersfield	60 58	324	A	Utah Valley	58 89									
249	A	Grand Canyon	49 69	159	A	Valparaiso	49 95									
300	H	UTRGV	67 87	325	A	Evansville	42 76									

Non-Div I Games:

Chicago St.

■ Loss, 
■ Non-Conf, 
■ S Site, 
■ H Home 
■ A Away 
N Neutral

Average RPI Win:	164	WON-LOST	WINNING	LAST 10	STRENGTH OF	OPP. STRENGTH	TEAM	ADJ.	CONF.	ADJ CONF.
Average RPI Loss:	62	RECORD	PCT. RANK	GAMES	SCHEDULE	OF SCHEDULE	RPI	RPI	RPI	RPI
DIV. I ONLY	14- 7	77	7-3	129	36	88	88	9	9	
DIV. I NON-CONF.	9- 4	84	2-0	246	26	149	149	9	9	
TOTALS	RPI 1-25	RPI 26-50	W-L RECORDS	RPI 51-100	RPI 101-150	RPI 150+				
14- 7	0- 2	0- 1	OVERALL	5- 3	2- 1	7- 0				
11- 2	0- 0	0- 1	HOME	4- 1	2- 0	5- 0				
3- 3	0- 1	0- 0	AWAY	1- 1	0- 1	2- 0				
0- 2	0- 1	0- 0	NEUTRAL	0- 1	0- 0	0- 0				
9- 4	0- 1	0- 1	NON-CONFERENCE	2- 2	1- 0	6- 0				
7- 2	0- 0	0- 1	HOME	1- 1	1- 0	5- 0				
2- 0	0- 0	0- 0	AWAY	1- 0	0- 0	1- 0				
0- 2	0- 1	0- 0	NEUTRAL	0- 1	0- 0	0- 0				
5- 3	0- 1	0- 0	CONFERENCE	3- 1	1- 1	1- 0				
4- 0	0- 0	0- 0	HOME	3- 0	1- 0	0- 0				
1- 3	0- 1	0- 0	AWAY	0- 1	0- 1	1- 0				
0- 0	0- 0	0- 0	NEUTRAL	0- 0	0- 0	0- 0				

RPI 1-25				RPI 26-50				RPI 51-100				RPI 101+			
RPI	S	Opponent	Score	RPI	S	Opponent	Score	RPI	S	Opponent	Score	RPI	S	Opponent	Score
10	A	UConn	50 80	28	H	Ohio St.	73 78	60	H	UCF	81 64	103	H	Utah	68 62
12	N	Iowa	61 69					70	H	Temple	86 81	139	H	Houston	85 66
								73	N	Bucknell	48 56	141	A	Tulane	59 64
								76	H	Ball St.	63 56	160	H	Miami (OH)	98 68
								80	A	South Fla.	68 76	168	A	Memphis	73 66
								80	H	South Fla.	60 55	218	H	Chattanooga	72 53
								90	H	Saint Louis	50 60	241	A	Xavier	85 78
								99	A	VCU	58 56	266	H	Pittsburgh	69 53
												280	H	Alabama A&M	62 47
												342	H	Coppin St.	86 40
LAST 10 Division I															
80	H	South Fla.	60 55	60	H	UCF	81 64								
10	A	UConn	50 80	168	A	Memphis	73 66								
70	H	Temple	86 81	80	A	South Fla.	68 76								
139	H	Houston	85 66	342	H	Coppin St.	86 40								
141	A	Tulane	59 64	266	H	Pittsburgh	69 53								

Non-Div I Games:

Cincinnati

## Clemson

Through Games Of Feb. 5, 2020

Average RPI Win:	228	WON-LOST	WINNING	LAST 10	STRENGTH OF	OPP. STRENGTH	TEAM	ADJ.	CONF.	ADJ CONF.
Average RPI Loss:	72	RECORD	PCT. RANK	GAMES	SCHEDULE	OF SCHEDULE	RPI	RPI	RPI	RPI
DIV. I ONLY	7- 15	270	3-7	51	62	175	175	5	5	
DIV. I NON-CONF.	4- 7	225	0	144	159	231	231	3	3	
TOTALS	RPI 1-25	RPI 26-50	W-L RECORDS	RPI 51-100	RPI 101-150	RPI 150+				
7- 15	0- 6	1- 1	OVERALL	0- 5	1- 1	5- 2				
4- 7	0- 4	1- 0	HOME	0- 1	0- 1	3- 1				
2- 7	0- 1	0- 1	AWAY	0- 4	1- 0	1- 1				
1- 1	0- 1	0- 0	NEUTRAL	0- 0	0- 0	1- 0				
4- 7	0- 3	0- 0	NON-CONFERENCE	0- 1	0- 1	4- 2				
2- 4	0- 1	0- 0	HOME	0- 1	0- 1	2- 1				
1- 2	0- 1	0- 0	AWAY	0- 0	0- 0	1- 1				
1- 1	0- 1	0- 0	NEUTRAL	0- 0	0- 0	1- 0				
3- 8	0- 3	1- 1	CONFERENCE	0- 4	1- 0	1- 0				
2- 3	0- 3	1- 0	HOME	0- 0	0- 0	1- 0				
1- 5	0- 0	0- 1	AWAY	0- 4	1- 0	0- 0				
0- 0	0- 0	0- 0	NEUTRAL	0- 0	0- 0	0- 0				

RPI 1-25				RPI 26-50				RPI 51-100				RPI 101+ Team's RPI: 175			
RPI	S	Opponent	Score	RPI	S	Opponent	Score	RPI	S	Opponent	Score	RPI	S	Opponent	Score
2	H	South Carolina	48 84	34	A	Virginia Tech	50 71	57	A	Miami (FL)	64 68	106	A	Notre Dame	71 55
3	H	Louisville	50 75	42	H	Duke	62 58	59	A	North Carolina	72 86	131	H	N.C. A&T	74 82
9	N	Maryland	44 63					72	H	Alabama	54 67	188	A	Penn St.	55 68
12	A	Iowa	60 74					87	A	Georgia Tech	47 49	197	H	Furman	77 71
15	H	NC State	60 79					92	A	Wake Forest	58 63	266	H	Pittsburgh	75 67
23	H	Florida St.	64 81									292	H	Navy	52 65
												318	N	Alcorn	77 46
												332	A	Mercer	65 61
												333	H	Alabama St.	76 43
LAST 10 Division I															
59	A	North Carolina	72 86	266	H	Pittsburgh	75 67								
15	H	NC State	60 79	87	A	Georgia Tech	47 49								
34	A	Virginia Tech	50 71	92	A	Wake Forest	58 63								
57	A	Miami (FL)	64 68	3	H	Louisville	50 75								
42	H	Duke	62 58	106	A	Notre Dame	71 55								

Non-Div I Games:

Clemson

■ Loss, 
■ Non-Conf, 
■ S Site, 
■ H Home 
■ A Away 
N Neutral

Average RPI Win:	281	WON-LOST	WINNING	LAST 10	STRENGTH OF	OPP. STRENGTH	TEAM	ADJ.	CONF.	ADJ CONF.
Average RPI Loss:	167	RECORD	PCT. RANK	GAMES	SCHEDULE	OF SCHEDULE	RPI	RPI	RPI	RPI
DIV. I ONLY	14- 6	57	5-5	348	227	193	193	22	22	
DIV. I NON-CONF.	8- 1	26	0	350	213	171	171	20	20	
TOTALS	RPI 1-25	RPI 26-50	W-L RECORDS	RPI 51-100	RPI 101-150	RPI 150+				
14- 6	0- 0	0- 0	OVERALL	0- 2	0- 1	14- 3				
4- 2	0- 0	0- 0	HOME	0- 1	0- 1	4- 0				
10- 4	0- 0	0- 0	AWAY	0- 1	0- 0	10- 3				
0- 0	0- 0	0- 0	NEUTRAL	0- 0	0- 0	0- 0				
8- 1	0- 0	0- 0	NON-CONFERENCE	0- 0	0- 0	8- 1				
1- 0	0- 0	0- 0	HOME	0- 0	0- 0	1- 0				
7- 1	0- 0	0- 0	AWAY	0- 0	0- 0	7- 1				
0- 0	0- 0	0- 0	NEUTRAL	0- 0	0- 0	0- 0				
6- 5	0- 0	0- 0	CONFERENCE	0- 2	0- 1	6- 2				
3- 2	0- 0	0- 0	HOME	0- 1	0- 1	3- 0				
3- 3	0- 0	0- 0	AWAY	0- 1	0- 0	3- 2				
0- 0	0- 0	0- 0	NEUTRAL	0- 0	0- 0	0- 0				

RPI S	Opponent	Score	RPI S	Opponent	Score	RPI S	Opponent	Score	RPI S	Opponent	Score	Team's RPI: 193
						53	A IUPUI	48 58	135	H Green Bay	54 74	
						53	H IUPUI	53 78	198	H Akron	66 62	
									199	A Wright St.	62 78	
									208	A Northern Ky.	73 68	
									232	H Youngstown St.	60 52	
									234	A Bowling Green	62 89	
									242	H Milwaukee	58 49	
									260	A ETSU	62 54	
									262	A Delaware St.	57 49	
									281	A Oakland	79 58	
									293	A Omaha	79 66	
									294	A St. Bonaventure	65 62	
									312	A Hofstra	61 51	
									329	A Detroit Mercy	59 70	
									334	A LIU Brooklyn	79 49	
									336	A UIC	83 43	
									336	H UIC	84 44	
									339	A Western Caro.	68 61	
LAST 10 Division I												
			336	A UIC	83 43		329	A Detroit Mercy	59 70			
			53	A IUPUI	48 58		232	H Youngstown St.	60 52			
			135	H Green Bay	54 74		208	A Northern Ky.	73 68			
			242	H Milwaukee	58 49		199	A Wright St.	62 78			
			281	A Oakland	79 58		53	H IUPUI	53 78			

Non-Div I Games: Davis &amp; Elkins 110 41 Lake Erie 95 49

Cleveland St.

■ Loss, 
 ■ Non-Conf, 
 ■ S Site, 
 ■ Home 
 ■ A Away 
 N Neutral

Average RPI Win: 251		WON-LOST	WINNING	LAST 10	STRENGTH OF		OPP. STRENGTH	TEAM	ADJ.	CONF.	ADJ CONF.
Average RPI Loss: 141		RECORD	PCT. RANK	GAMES	SCHEDULE		OF SCHEDULE	RPI	RPI	RPI	RPI
DIV. I ONLY		15- 3	22	8-2	336		226	121	121	21	21
DIV. I NON-CONF.		8- 1	26	1-0	343		271	161	161	21	21
TOTALS		RPI 1-25	RPI 26-50		W-L RECORDS		RPI 51-100	RPI 101-150		RPI 150+	
15- 3		0- 0	0- 0		OVERALL		0- 1	1- 1		14- 1	
8- 1		0- 0	0- 0		HOME		0- 0	1- 1		7- 0	
6- 2		0- 0	0- 0		AWAY		0- 1	0- 0		6- 1	
1- 0		0- 0	0- 0		NEUTRAL		0- 0	0- 0		1- 0	
8- 1		0- 0	0- 0		NON-CONFERENCE		0- 0	0- 1		8- 0	
4- 1		0- 0	0- 0		HOME		0- 0	0- 1		4- 0	
3- 0		0- 0	0- 0		AWAY		0- 0	0- 0		3- 0	
1- 0		0- 0	0- 0		NEUTRAL		0- 0	0- 0		1- 0	
7- 2		0- 0	0- 0		CONFERENCE		0- 1	1- 0		6- 1	
4- 0		0- 0	0- 0		HOME		0- 0	1- 0		3- 0	
3- 2		0- 0	0- 0		AWAY		0- 1	0- 0		3- 1	
0- 0		0- 0	0- 0		NEUTRAL		0- 0	0- 0		0- 0	

RPI 1-25				RPI 26-50				RPI 51-100				RPI 101+				Team's RPI: 121	
RPI	S	Opponent	Score	RPI	S	Opponent	Score	RPI	S	Opponent	Score	RPI	S	Opponent	Score		
								75	A	Troy	77	84	112	H	UT Arlington	62	56
													145	H	Richmond	67	79
													151	H	UNC Greensboro	63	54
													152	N	Elon	76	65
													172	A	Little Rock	68	48
													203	A	Arkansas St.	61	63
													221	H	George Mason	74	59
													251	A	South Alabama	71	62
													255	A	UNCW	62	43
													271	A	Wofford	78	73
													274	H	Texas St.	75	67
													277	A	Appalachian St.	80	53
													295	H	Ga. Southern	66	59
													319	H	Ark.-Pine Bluff	76	69
													328	H	Georgia St.	87	45
													339	A	Western Caro.	66	43
													350	H	South Carolina St.	85	44
LAST 10 Division I																	
				328	H	Georgia St.	87	45	112	H	UT Arlington	62	56				
				295	H	Ga. Southern	66	59	274	H	Texas St.	75	67				
				203	A	Arkansas St.	61	63	251	A	South Alabama	71	62				
				277	A	Appalachian St.	80	53	75	A	Troy	77	84				
				172	A	Little Rock	68	48	350	H	South Carolina St.	85	44				

Non-Div I Games:	UNC Pembroke	86	44	Wesleyan (GA)	132	32
------------------	--------------	----	----	---------------	-----	----

Coastal Caro.

Loss, Non-Conf, S Site, H Home A Away N Neutral

Average RPI Win:	264	WON-LOST	WINNING	LAST 10	STRENGTH OF	OPP. STRENGTH	TEAM	ADJ.	CONF.	ADJ CONF.
Average RPI Loss:	159	RECORD	PCT. RANK	GAMES	SCHEDULE	OF SCHEDULE	RPI	RPI	RPI	RPI
DIV. I ONLY	10- 9	160	5-5	330	223	245	245	14	14	
DIV. I NON-CONF.	6- 4	123	1-0	346	337	268	268	13	13	
TOTALS	RPI 1-25	RPI 26-50	W-L RECORDS	RPI 51-100	RPI 101-150	RPI 150+				
10- 9	0- 0	0- 1	OVERALL	1- 1	0- 2	9- 5				
5- 4	0- 0	0- 1	HOME	1- 0	0- 0	4- 3				
5- 5	0- 0	0- 0	AWAY	0- 1	0- 2	5- 2				
0- 0	0- 0	0- 0	NEUTRAL	0- 0	0- 0	0- 0				
6- 4	0- 0	0- 0	NON-CONFERENCE	0- 1	0- 0	6- 3				
2- 2	0- 0	0- 0	HOME	0- 0	0- 0	2- 2				
4- 2	0- 0	0- 0	AWAY	0- 1	0- 0	4- 1				
0- 0	0- 0	0- 0	NEUTRAL	0- 0	0- 0	0- 0				
4- 5	0- 0	0- 1	CONFERENCE	1- 0	0- 2	3- 2				
3- 2	0- 0	0- 1	HOME	1- 0	0- 0	2- 1				
1- 3	0- 0	0- 0	AWAY	0- 0	0- 2	1- 1				
0- 0	0- 0	0- 0	NEUTRAL	0- 0	0- 0	0- 0				

RPI S	Opponent	Score	RPI S	Opponent	Score	RPI S	Opponent	Score	RPI S	Opponent	Score	Team's RPI: 245
43	H James Madison	53 87	56	H Drexel	73 59	92	A Wake Forest	50 106	127	A Northeastern	68 72	
									140	A William & Mary	60 85	
									151	H UNC Greensboro	56 69	
									152	A Elon	48 90	
									194	H Towson	62 79	
									196	A High Point	79 70	
									210	H Delaware	84 73	
									221	H George Mason	61 72	
									255	H UNCW	67 63	
									261	A Winthrop	84 73	
									310	A Presbyterian	54 58	
									312	A Hofstra	63 60	
									321	H N.C. Central	85 78	
									339	H Western Caro.	73 62	
									341	A Charleston So.	79 70	
									350	A South Carolina St.	76 55	
LAST 10 Division I												
312	A Hofstra	63 60	140	A William & Mary	60 85							
127	A Northeastern	68 72	152	A Elon	48 90							
255	H UNCW	67 63	210	H Delaware	84 73							
43	H James Madison	53 87	56	H Drexel	73 59							
194	H Towson	62 79	339	H Western Caro.	73 62							

Non-Div I Games: Coker 82 57

Col. of Charleston

■ Loss, 
 ■ Non-Conf, S Site, 
 ■ Home 
 ■ Away 
 N Neutral

Average RPI Win:	224	WON-LOST	WINNING	LAST 10	STRENGTH OF	OPP. STRENGTH	TEAM	ADJ.	CONF.	ADJ CONF.
Average RPI Loss:	98	RECORD	PCT. RANK	GAMES	SCHEDULE	OF SCHEDULE	RPI	RPI	RPI	RPI
DIV. I ONLY	15- 6	51	7-3	217	141	82	82	15	15	
DIV. I NON-CONF.	8- 3	68	0	209	147	69	69	15	15	
TOTALS	RPI 1-25	RPI 26-50	W-L RECORDS	RPI 51-100	RPI 101-150	RPI 150+				
15- 6	0- 1	1- 0	OVERALL	0- 3	2- 0	12- 2				
10- 0	0- 0	1- 0	HOME	0- 0	1- 0	8- 0				
5- 6	0- 1	0- 0	AWAY	0- 3	1- 0	4- 2				
0- 0	0- 0	0- 0	NEUTRAL	0- 0	0- 0	0- 0				
8- 3	0- 1	1- 0	NON-CONFERENCE	0- 2	1- 0	6- 0				
5- 0	0- 0	1- 0	HOME	0- 0	0- 0	4- 0				
3- 3	0- 1	0- 0	AWAY	0- 2	1- 0	2- 0				
0- 0	0- 0	0- 0	NEUTRAL	0- 0	0- 0	0- 0				
7- 3	0- 0	0- 0	CONFERENCE	0- 1	1- 0	6- 2				
5- 0	0- 0	0- 0	HOME	0- 0	1- 0	4- 0				
2- 3	0- 0	0- 0	AWAY	0- 1	0- 0	2- 2				
0- 0	0- 0	0- 0	NEUTRAL	0- 0	0- 0	0- 0				

RPI 1-25				RPI 26-50				RPI 51-100 Team's RPI: 82				RPI 101+			
RPI	S	Opponent	Score	RPI	S	Opponent	Score	RPI	S	Opponent	Score	RPI	S	Opponent	Score
16	A	Northwestern	44 73	36	H	Yale	70 67	72	A	Alabama	52 72	122	H	Holy Cross	71 60
								73	A	Bucknell	43 66	138	A	Cornell	62 58
								90	A	Saint Louis	51 61	156	A	Lafayette	39 55
												156	H	Lafayette	73 52
												164	A	Boston U.	70 61
												181	A	American	61 63
												181	H	American	63 62
												201	H	UMass Lowell	73 51
												248	H	Niagara	85 72
												269	A	Loyola Maryland	76 74
												286	H	Wagner	74 58
												289	H	Army West Point	100 93
												292	H	Navy	80 55
												307	H	Siena	88 51
												330	A	NJIT	79 52
												343	A	Canisius	90 69
LAST 10 Division I															
122	H	Holy Cross	71 60	156	H	Lafayette	73 52								
156	A	Lafayette	39 55	292	H	Navy	80 55								
181	H	American	63 62	269	A	Loyola Maryland	76 74								
73	A	Bucknell	43 66	289	H	Army West Point	100 93								
164	A	Boston U.	70 61	181	A	American	61 63								

Non-Div I Games:

Colgate



Average RPI Win:	182	WON-LOST	WINNING	LAST 10	STRENGTH OF	OPP. STRENGTH	TEAM	ADJ.	CONF.	ADJ CONF.
Average RPI Loss:	19	RECORD	PCT. RANK	GAMES	SCHEDULE	OF SCHEDULE	RPI	RPI	RPI	RPI
DIV. I ONLY	14- 7	77	3-7	58	17	50	50	1	1	
DIV. I NON-CONF.	11- 0	1	0	287	153	53	53	1	1	
TOTALS	RPI 1-25	RPI 26-50	W-L RECORDS	RPI 51-100	RPI 101-150	RPI 150+				
14- 7	0- 6	0- 0	OVERALL	1- 0	6- 1	7- 0				
7- 4	0- 3	0- 0	HOME	1- 0	2- 1	4- 0				
6- 3	0- 3	0- 0	AWAY	0- 0	3- 0	3- 0				
1- 0	0- 0	0- 0	NEUTRAL	0- 0	1- 0	0- 0				
11- 0	0- 0	0- 0	NON-CONFERENCE	0- 0	4- 0	7- 0				
6- 0	0- 0	0- 0	HOME	0- 0	2- 0	4- 0				
4- 0	0- 0	0- 0	AWAY	0- 0	1- 0	3- 0				
1- 0	0- 0	0- 0	NEUTRAL	0- 0	1- 0	0- 0				
3- 7	0- 6	0- 0	CONFERENCE	1- 0	2- 1	0- 0				
1- 4	0- 3	0- 0	HOME	1- 0	0- 1	0- 0				
2- 3	0- 3	0- 0	AWAY	0- 0	2- 0	0- 0				
0- 0	0- 0	0- 0	NEUTRAL	0- 0	0- 0	0- 0				

RPI 1-25				RPI 26-50				Team's RPI: 50				RPI 51-100				RPI 101+			
RPI	S	Opponent	Score	RPI	S	Opponent	Score	RPI	S	Opponent	Score	RPI	S	Opponent	Score	RPI	S	Opponent	Score
1	A	Oregon	46 104									85	H	Southern California	66 53	102	H	Texas Southern	74 50
1	H	Oregon	53 101													103	A	Utah	80 70
4	A	Stanford	68 76													103	H	Utah	69 84
5	H	UCLA	62 65													110	N	UAB	77 69
11	A	Oregon St.	60 72													113	H	Wisconsin	74 57
11	H	Oregon St.	52 79													129	A	California	62 50
																141	A	Tulane	62 52
																182	H	Jacksonville	66 44
																185	A	Wyoming	66 56
																241	A	Xavier	62 53
																263	A	Colorado St.	79 75
																278	H	Indiana St.	59 46
																291	H	Denver	96 70
																330	H	NJIT	80 57
LAST 10 Division I																			
1	H	Oregon	53 101	5	H	UCLA	62 65												
11	H	Oregon St.	52 79	85	H	Southern California	66 53												
129	A	California	62 50	11	A	Oregon St.	60 72												
4	A	Stanford	68 76	1	A	Oregon	46 104												
103	H	Utah	69 84	103	A	Utah	80 70												

Non-Div I Games:

Colorado

■ Loss, 
 ■ Non-Conf, 
 ■ S Site, 
 ■ H Home 
 ■ A Away 
 N Neutral

Average RPI Win: <b>280</b>	WON-LOST	WINNING	LAST 10	STRENGTH OF	OPP. STRENGTH	TEAM	ADJ.	CONF.	ADJ CONF.
Average RPI Loss: <b>147</b>	RECORD	PCT. RANK	GAMES	SCHEDULE	OF SCHEDULE	RPI	RPI	RPI	RPI
DIV. I ONLY	8- 13	246	4-6	220	262	263	263	17	17
DIV. I NON-CONF.	4- 5	195	0	286	279	266	266	23	23
TOTALS	RPI 1-25	RPI 26-50	W-L RECORDS	RPI 51-100	RPI 101-150	RPI 150+			
8- 13	0- 0	0- 2	OVERALL	0- 3	0- 2	8- 6			
6- 5	0- 0	0- 1	HOME	0- 2	0- 1	6- 1			
2- 8	0- 0	0- 1	AWAY	0- 1	0- 1	2- 5			
0- 0	0- 0	0- 0	NEUTRAL	0- 0	0- 0	0- 0			
4- 5	0- 0	0- 2	NON-CONFERENCE	0- 0	0- 1	4- 2			
3- 2	0- 0	0- 1	HOME	0- 0	0- 0	3- 1			
1- 3	0- 0	0- 1	AWAY	0- 0	0- 1	1- 1			
0- 0	0- 0	0- 0	NEUTRAL	0- 0	0- 0	0- 0			
4- 8	0- 0	0- 0	CONFERENCE	0- 3	0- 1	4- 4			
3- 3	0- 0	0- 0	HOME	0- 2	0- 1	3- 0			
1- 5	0- 0	0- 0	AWAY	0- 1	0- 0	1- 4			
0- 0	0- 0	0- 0	NEUTRAL	0- 0	0- 0	0- 0			





































RPI S	Opponent	Score	RPI S	Opponent	Score	RPI S	Opponent	Score	RPI S	Opponent	Score	Team's RPI: 263
44	A Tennessee	41 79	44	A Tennessee	41 79	66	A Fresno St.	53 55	116	A Idaho	54 61	
50	H Colorado	75 79	50	H Colorado	75 79	66	H Fresno St.	61 79	136	H San Jose St.	53 58	
						95	H Boise St.	69 72	177	H Northern Ill.	75 80	
									185	A Wyoming	56 49	
									191	A UNLV	52 56	
									204	A New Mexico	62 73	
									226	A Northern Colo.	75 58	
									238	A San Diego St.	49 59	
									250	A Tulsa	55 61	
									282	H Incarnate Word	75 47	
									284	A Nevada	63 74	
									284	H Nevada	75 70	
									296	H Utah St.	56 55	
									298	H UC Riverside	52 40	
									317	H Air Force	60 40	
									351	H Mississippi Val.	65 46	
LAST 10 Division I												
66	H Fresno St.	61 79	317	H Air Force	60 40							
191	A UNLV	52 56	204	A New Mexico	62 73							
284	A Nevada	63 74	136	H San Jose St.	53 58							
296	H Utah St.	56 55	185	A Wyoming	56 49							
66	A Fresno St.	53 55	284	H Nevada	75 70							

Non-Div I Games: Western St. 56 47 Chadron St. 102 51

Colorado St.





Loss, Non-Conf, S Site, H Home A Away N Neutral

Average RPI Win: <b>227</b>	WON-LOST	WINNING	LAST 10	STRENGTH OF	OPP. STRENGTH	TEAM	ADJ.	CONF.	ADJ CONF.
Average RPI Loss: <b>147</b>	RECORD	PCT. RANK	GAMES	SCHEDULE	OF SCHEDULE	RPI	RPI	RPI	RPI
DIV. I ONLY	11- 6	92	7-3	302	153	176	176	8	8
DIV. I NON-CONF.	9- 4	84	5-1	334	214	188	188	8	8
TOTALS	RPI 1-25	RPI 26-50	W-L RECORDS	RPI 51-100	RPI 101-150	RPI 150+			
11- 6	0- 0	0- 1	OVERALL	0- 2	4- 1	7- 2			
8- 2	0- 0	0- 1	HOME	0- 0	3- 0	5- 1			
3- 4	0- 0	0- 0	AWAY	0- 2	1- 1	2- 1			
0- 0	0- 0	0- 0	NEUTRAL	0- 0	0- 0	0- 0			
9- 4	0- 0	0- 0	NON-CONFERENCE	0- 2	3- 0	6- 2			
6- 1	0- 0	0- 0	HOME	0- 0	2- 0	4- 1			
3- 3	0- 0	0- 0	AWAY	0- 2	1- 0	2- 1			
0- 0	0- 0	0- 0	NEUTRAL	0- 0	0- 0	0- 0			
2- 2	0- 0	0- 1	CONFERENCE	0- 0	1- 1	1- 0			
2- 1	0- 0	0- 1	HOME	0- 0	1- 0	1- 0			
0- 1	0- 0	0- 0	AWAY	0- 0	0- 1	0- 0			
0- 0	0- 0	0- 0	NEUTRAL	0- 0	0- 0	0- 0			

RPI S	Opponent	Score	RPI S	Opponent	Score	RPI S	Opponent	Score	RPI S	Opponent	Score	Team's RPI: 176
			36  Yale	60  85		91  Buffalo	75  82		105  Fordham	70	51	
						97  Vanderbilt	51  72		108  Davidson	63	60	
									138  Cornell	77	 80	
									138  Cornell	76	66	
									149  Robert Morris	61	59	
									212  Saint Joseph's	57	 71	
									227  Brown	74	60	
									240  Georgetown	54	49	
									242  Milwaukee	74	46	
									289  Army West Point	71	62	
									309  Albany (NY)	78	 82	
									330  NJIT	99	43	
									332  Mercer	77	48	
									340  Tennessee St.	75	65	
LAST 10 Division I												
			227  Brown	74	60	340  Tennessee St.	75	65				
			36  Yale	60	 85	97  Vanderbilt	51	 72				
			138  Cornell	77	 80	330  NJIT	99	43				
			138  Cornell	76	66	108  Davidson	63	60				
			332  Mercer	77	48	240  Georgetown	54	49				

Non-Div I Games:

Columbia

 Loss, 
  Non-Conf, 
 S Site, 
  Home 
  Away 
 N Neutral

Average RPI Win:	0	WON-LOST	WINNING	LAST 10	STRENGTH OF	OPP. STRENGTH	TEAM	ADJ.	CONF.	ADJ CONF.
Average RPI Loss:	191	RECORD	PCT. RANK	GAMES	SCHEDULE	OF SCHEDULE	RPI	RPI	RPI	RPI
DIV. I ONLY	0- 21	349	0-10	188	315	342	342	29	29	
DIV. I NON-CONF.	0- 12	338	0-1	142	206	323	323	29	29	
TOTALS	RPI 1-25	RPI 26-50	W-L RECORDS	RPI 51-100	RPI 101-150	RPI 150+				
0- 21	0- 0	0- 3	OVERALL	0- 3	0- 3	0- 12				
0- 7	0- 0	0- 0	HOME	0- 0	0- 1	0- 6				
0- 14	0- 0	0- 3	AWAY	0- 3	0- 2	0- 6				
0- 0	0- 0	0- 0	NEUTRAL	0- 0	0- 0	0- 0				
0- 12	0- 0	0- 3	NON-CONFERENCE	0- 3	0- 1	0- 5				
0- 2	0- 0	0- 0	HOME	0- 0	0- 0	0- 2				
0- 10	0- 0	0- 3	AWAY	0- 3	0- 1	0- 3				
0- 0	0- 0	0- 0	NEUTRAL	0- 0	0- 0	0- 0				
0- 9	0- 0	0- 0	CONFERENCE	0- 0	0- 2	0- 7				
0- 5	0- 0	0- 0	HOME	0- 0	0- 1	0- 4				
0- 4	0- 0	0- 0	AWAY	0- 0	0- 1	0- 3				
0- 0	0- 0	0- 0	NEUTRAL	0- 0	0- 0	0- 0				

RPI S	Opponent	Score	RPI S	Opponent	Score	RPI S	Opponent	Score	RPI S	Opponent	Score	Team's RPI: 342
			41	A West Virginia	47 82	65	A Dayton	48 78	131	H N.C. A&T	38 84	
			46	A Rutgers	33 107	67	A South Dakota St.	41 94	143	A George Washington	35 54	
			47	A South Dakota	44 82	88	A Cincinnati	40 86	146	A Bethune-Cookman	51 82	
									174	H Norfolk St.	48 85	
									202	A La Salle	46 79	
									229	H Morgan St.	42 47	
									248	H Niagara	67 82	
									258	A Marshall	47 60	
									262	A Delaware St.	55 72	
									270	A Howard	52 64	
									270	H Howard	54 66	
									301	A UMBC	48 71	
									337	H Saint Peter's	57 82	
									346	A Florida A&M	48 58	
									350	H South Carolina St.	60 71	
LAST 10 Division I												
			270	A Howard	52 64	346	A Florida A&M	48 58				
			262	A Delaware St.	55 72	146	A Bethune-Cookman	51 82				
			270	H Howard	54 66	174	H Norfolk St.	48 85				
			229	H Morgan St.	42 47	350	H South Carolina St.	60 71				
			131	H N.C. A&T	38 84	65	A Dayton	48 78				

Non-Div I Games:

Coppin St.

■ Loss, 
 ■ Non-Conf, 
 ■ S Site, 
 ■ Home 
 ■ A Away 
 N Neutral

Average RPI Win:	256	WON-LOST	WINNING	LAST 10	STRENGTH OF	OPP. STRENGTH	TEAM	ADJ.	CONF.	ADJ CONF.
Average RPI Loss:	92	RECORD	PCT. RANK	GAMES	SCHEDULE	OF SCHEDULE	RPI	RPI	RPI	RPI
DIV. I ONLY	9- 7	136	5-5	115	229	138	138	8	8	
DIV. I NON-CONF.	7- 5	131	3-3	196	245	151	151	8	8	
TOTALS	RPI 1-25	RPI 26-50	W-L RECORDS	RPI 51-100	RPI 101-150	RPI 150+				
9- 7	0- 1	0- 2	OVERALL	0- 2	0- 0	9- 2				
5- 4	0- 0	0- 1	HOME	0- 2	0- 0	5- 1				
4- 3	0- 1	0- 1	AWAY	0- 0	0- 0	4- 1				
0- 0	0- 0	0- 0	NEUTRAL	0- 0	0- 0	0- 0				
7- 5	0- 1	0- 1	NON-CONFERENCE	0- 2	0- 0	7- 1				
3- 3	0- 0	0- 0	HOME	0- 2	0- 0	3- 1				
4- 2	0- 1	0- 1	AWAY	0- 0	0- 0	4- 0				
0- 0	0- 0	0- 0	NEUTRAL	0- 0	0- 0	0- 0				
2- 2	0- 0	0- 1	CONFERENCE	0- 0	0- 0	2- 1				
2- 1	0- 0	0- 1	HOME	0- 0	0- 0	2- 0				
0- 1	0- 0	0- 0	AWAY	0- 0	0- 0	0- 1				
0- 0	0- 0	0- 0	NEUTRAL	0- 0	0- 0	0- 0				

RPI 1-25				RPI 26-50				RPI 51-100				RPI 101+				Team's RPI: 138
RPI	S	Opponent	Score	RPI	S	Opponent	Score	RPI	S	Opponent	Score	RPI	S	Opponent	Score	
22	A	TCU	49 59	36	H	Yale	67 74	82	H	Colgate	58 62	176	A	Columbia	66 76	
				41	A	West Virginia	62 68	100	H	Duquesne	62 72	176	H	Columbia	80 77	
												189	H	Binghamton	56 59	
												201	A	UMass Lowell	70 56	
												227	H	Brown	74 63	
												248	H	Niagara	82 59	
												260	H	ETSU	71 43	
												262	A	Delaware St.	77 51	
												294	A	St. Bonaventure	70 42	
												309	A	Albany (NY)	71 51	
												330	H	NJIT	68 44	
LAST 10 Division I																
36	H	Yale	67 74	41	A	West Virginia	62 68									
227	H	Brown	74 63	294	A	St. Bonaventure	70 42									
176	H	Columbia	80 77	100	H	Duquesne	62 72									
176	A	Columbia	66 76	189	H	Binghamton	56 59									
260	H	ETSU	71 43	201	A	UMass Lowell	70 56									

Non-Div I Games:

Cornell

Creighton

Through Games Of Feb. 5, 2020

Average RPI Win:	128	WON-LOST	WINNING	LAST 10	STRENGTH OF	OPP. STRENGTH	TEAM	ADJ.	CONF.	ADJ CONF.
Average RPI Loss:	48	RECORD	PCT. RANK	GAMES	SCHEDULE	OF SCHEDULE	RPI	RPI	RPI	RPI
DIV. I ONLY	14- 8	95	5-5	20	45	31	31	6	6	
DIV. I NON-CONF.	8- 3	68	0	23	36	14	14	6	6	
TOTALS	RPI 1-25	RPI 26-50	W-L RECORDS	RPI 51-100	RPI 101-150	RPI 150+				
14- 8	1- 1	3- 5	OVERALL	4- 2	2- 0	4- 0				
7- 2	0- 1	2- 0	HOME	1- 1	2- 0	2- 0				
5- 6	1- 0	0- 5	AWAY	2- 1	0- 0	2- 0				
2- 0	0- 0	1- 0	NEUTRAL	1- 0	0- 0	0- 0				
8- 3	0- 0	2- 3	NON-CONFERENCE	3- 0	1- 0	2- 0				
4- 0	0- 0	1- 0	HOME	1- 0	1- 0	1- 0				
2- 3	0- 0	0- 3	AWAY	1- 0	0- 0	1- 0				
2- 0	0- 0	1- 0	NEUTRAL	1- 0	0- 0	0- 0				
6- 5	1- 1	1- 2	CONFERENCE	1- 2	1- 0	2- 0				
3- 2	0- 1	1- 0	HOME	0- 1	1- 0	1- 0				
3- 3	1- 0	0- 2	AWAY	1- 1	0- 0	1- 0				
0- 0	0- 0	0- 0	NEUTRAL	0- 0	0- 0	0- 0				

RPI 1-25				RPI 26-50				Team's RPI: 31	RPI 51-100				RPI 101+			
RPI	S	Opponent	Score	RPI	S	Opponent	Score		RPI	S	Opponent	Score	RPI	S	Opponent	Score
21	A	DePaul	63 61	27	A	Drake	53 63		67	H	South Dakota St.	61 48	133	H	Providence	72 63
21	H	DePaul	71 74	30	A	Arizona St.	55 70		70	N	Temple	69 59	150	H	Wichita St.	56 46
				35	A	Marquette	50 52		74	A	Nebraska	79 74	240	A	Georgetown	65 56
				35	H	Marquette	72 62		78	A	Seton Hall	70 82	241	H	Xavier	62 55
				41	N	West Virginia	82 75		89	A	Villanova	58 42	290	H	North Dakota St.	70 59
				47	A	South Dakota	65 72		94	H	Butler	67 73	293	A	Omaha	67 54
				48	H	UNI	57 54									
				49	A	St. John's (NY)	58 63									
LAST 10 Division I																
				35	A	Marquette	50 52		78	A	Seton Hall	70 82				
				21	A	DePaul	63 61		133	H	Providence	72 63				
				94	H	Butler	67 73		21	H	DePaul	71 74				
				241	H	Xavier	62 55		35	H	Marquette	72 62				
				49	A	St. John's (NY)	58 63		89	A	Villanova	58 42				

Non-Div I Games:

Creighton

Loss, Non-Conf, S Site, H Home A Away N Neutral

Average RPI Win:	221	WON-LOST	WINNING	LAST 10	STRENGTH OF	OPP. STRENGTH	TEAM	ADJ.	CONF.	ADJ CONF.
Average RPI Loss:	139	RECORD	PCT. RANK	GAMES	SCHEDULE	OF SCHEDULE	RPI	RPI	RPI	RPI
DIV. I ONLY	7- 10	233	3-7	76	233	169	169	8	8	
DIV. I NON-CONF.	6- 7	182	2-4	174	268	173	173	8	8	
TOTALS	RPI 1-25	RPI 26-50	W-L RECORDS	RPI 51-100	RPI 101-150	RPI 150+				
7- 10	0- 2	0- 0	OVERALL	0- 1	1- 3	6- 4				
5- 3	0- 1	0- 0	HOME	0- 0	1- 1	4- 1				
2- 7	0- 1	0- 0	AWAY	0- 1	0- 2	2- 3				
0- 0	0- 0	0- 0	NEUTRAL	0- 0	0- 0	0- 0				
6- 7	0- 1	0- 0	NON-CONFERENCE	0- 1	0- 1	6- 4				
4- 1	0- 0	0- 0	HOME	0- 0	0- 0	4- 1				
2- 6	0- 1	0- 0	AWAY	0- 1	0- 1	2- 3				
0- 0	0- 0	0- 0	NEUTRAL	0- 0	0- 0	0- 0				
1- 3	0- 1	0- 0	CONFERENCE	0- 0	1- 2	0- 0				
1- 2	0- 1	0- 0	HOME	0- 0	1- 1	0- 0				
0- 1	0- 0	0- 0	AWAY	0- 0	0- 1	0- 0				
0- 0	0- 0	0- 0	NEUTRAL	0- 0	0- 0	0- 0				

RPI 1-25				RPI 26-50				RPI 51-100				RPI 101+ Team's RPI: 169			
RPI	S	Opponent	Score	RPI	S	Opponent	Score	RPI	S	Opponent	Score	RPI	S	Opponent	Score
16	A	Northwestern	37 79					91	A	Buffalo	49 73	104	H	Penn	33 66
19	H	Princeton	34 66									118	A	Loyola Chicago	40 61
												123	A	Harvard	49 64
												123	H	Harvard	63 62
												164	A	Boston U.	56 74
												201	A	UMass Lowell	62 51
												206	H	Merrimack	57 52
												209	A	Fairfield	52 51
												215	A	Manhattan	58 70
												239	H	Maine	57 41
												269	A	Loyola Maryland	56 72
												272	H	New Hampshire	66 47
												274	H	Texas St.	51 61
												299	H	Vermont	72 55
LAST 10 Division I															
104	H	Penn	33 66	91	A	Buffalo	49 73	164	A	Boston U.	56 74	272	H	New Hampshire	66 47
19	H	Princeton	34 66	274	H	Texas St.	51 61	201	A	UMass Lowell	62 51				
123	A	Harvard	49 64												
123	H	Harvard	63 62												
269	A	Loyola Maryland	56 72												

Non-Div I Games:

Dartmouth

Average RPI Win:	209	WON-LOST	WINNING	LAST 10	STRENGTH OF	OPP. STRENGTH	TEAM	ADJ.	CONF.	ADJ CONF.
Average RPI Loss:	94	RECORD	PCT. RANK	GAMES	SCHEDULE	OF SCHEDULE	RPI	RPI	RPI	RPI
DIV. I ONLY	12- 9	127	6-4	143	123	108	108	12	12	
DIV. I NON-CONF.	6- 6	164	0-1	222	143	146	146	12	12	
TOTALS	RPI 1-25	RPI 26-50	W-L RECORDS	RPI 51-100	RPI 101-150	RPI 150+				
12- 9	0- 0	0- 2	OVERALL	1- 3	2- 3	9- 1				
5- 3	0- 0	0- 0	HOME	0- 2	2- 1	3- 0				
6- 6	0- 0	0- 2	AWAY	1- 1	0- 2	5- 1				
1- 0	0- 0	0- 0	NEUTRAL	0- 0	0- 0	1- 0				
6- 6	0- 0	0- 2	NON-CONFERENCE	0- 2	0- 1	6- 1				
2- 1	0- 0	0- 0	HOME	0- 1	0- 0	2- 0				
3- 5	0- 0	0- 2	AWAY	0- 1	0- 1	3- 1				
1- 0	0- 0	0- 0	NEUTRAL	0- 0	0- 0	1- 0				
6- 3	0- 0	0- 0	CONFERENCE	1- 1	2- 2	3- 0				
3- 2	0- 0	0- 0	HOME	0- 1	2- 1	1- 0				
3- 1	0- 0	0- 0	AWAY	1- 0	0- 1	2- 0				
0- 0	0- 0	0- 0	NEUTRAL	0- 0	0- 0	0- 0				

RPI S	Opponent	Score	RPI S	Opponent	Score	RPI S	Opponent	Score	RPI S	Opponent	Score	Team's RPI: 108
34	A Virginia Tech	68 88	56	A Drexel	63 74	105	H Fordham	74 62				
42	A Duke	52 82	65	H Dayton	49 55	119	A Florida	50 55				
			71	H Charlotte	64 75	142	H Massachusetts	62 70				
			90	A Saint Louis	65 58	143	H George Washington	62 55				
						145	A Richmond	57 69				
						176	A Columbia	60 63				
						183	A Rhode Island	77 70				
						183	H Rhode Island	79 67				
						196	A High Point	73 63				
						221	A George Mason	76 69				
						240	H Georgetown	66 52				
						247	A UMKC	74 64				
						260	A ETSU	75 60				
						303	N UC Irvine	78 72				
						339	H Western Caro.	101 51				
LAST 10 Division I												
65	H Dayton	49 55	221	A George Mason	76 69							
142	H Massachusetts	62 70	183	H Rhode Island	79 67							
183	A Rhode Island	77 70	105	H Fordham	74 62							
145	A Richmond	57 69	90	A Saint Louis	65 58							
143	H George Washington	62 55	119	A Florida	50 55							

Non-Div I Games: Newberry 75 46

Davidson

■ Loss, 
 ■ Non-Conf, 
 ■ S Site, 
 ■ H Home 
 ■ A Away 
 N Neutral



Average RPI Win:	187	WON-LOST	WINNING	LAST 10	STRENGTH OF	OPP. STRENGTH	TEAM	ADJ.	CONF.	ADJ CONF.
Average RPI Loss:	48	RECORD	PCT. RANK	GAMES	SCHEDULE	OF SCHEDULE	RPI	RPI	RPI	RPI
DIV. I ONLY	16- 7	66	10-0	124	59	65	65	12	12	
DIV. I NON-CONF.	7- 7	164	1-0	139	9	132	132	12	12	
TOTALS	RPI 1-25	RPI 26-50	W-L RECORDS	RPI 51-100	RPI 101-150	RPI 150+				
16- 7	0- 4	0- 0	OVERALL	2- 2	5- 1	9- 0				
7- 2	0- 2	0- 0	HOME	2- 0	1- 0	4- 0				
7- 2	0- 1	0- 0	AWAY	0- 1	4- 0	3- 0				
2- 3	0- 1	0- 0	NEUTRAL	0- 1	0- 1	2- 0				
7- 7	0- 4	0- 0	NON-CONFERENCE	0- 2	1- 1	6- 0				
3- 2	0- 2	0- 0	HOME	0- 0	0- 0	3- 0				
2- 2	0- 1	0- 0	AWAY	0- 1	1- 0	1- 0				
2- 3	0- 1	0- 0	NEUTRAL	0- 1	0- 1	2- 0				
9- 0	0- 0	0- 0	CONFERENCE	2- 0	4- 0	3- 0				
4- 0	0- 0	0- 0	HOME	2- 0	1- 0	1- 0				
5- 0	0- 0	0- 0	AWAY	0- 0	3- 0	2- 0				
0- 0	0- 0	0- 0	NEUTRAL	0- 0	0- 0	0- 0				

RPI	S	Opponent	Score	RPI	S	Opponent	Score	RPI	S	Opponent	Score	RPI	S	Opponent	Score
2	H	South Carolina	49 75					90	H	Saint Louis	48 47	105	H	Fordham	48 44
6	N	Gonzaga	65 76					91	A	Buffalo	59 67	108	A	Davidson	55 49
10	H	UConn	37 75					92	N	Wake Forest	59 78	117	N	Auburn	74 76
18	A	Central Mich.	80 81					100	H	Duquesne	54 41	127	A	Northeastern	71 60
												143	A	George Washington	66 50
												145	A	Richmond	65 51
												179	A	Toledo	60 42
												202	A	La Salle	98 58
												212	A	Saint Joseph's	59 44
												221	H	George Mason	59 55
												239	N	Maine	78 49
												252	H	Morehead St.	58 41
												265	H	Lipscomb	82 60
												267	N	East Carolina	94 68
												342	H	Coppin St.	78 48
LAST 10 Division I															
108	A	Davidson	55 49	100	H	Duquesne	54 41	145	A	Richmond	65 51	221	H	George Mason	59 55
212	A	Saint Joseph's	59 44	145	A	Richmond	65 51	202	A	La Salle	98 58	342	H	Coppin St.	78 48
105	H	Fordham	48 44	221	H	George Mason	59 55								
143	A	George Washington	66 50												
90	H	Saint Louis	48 47												

Non-Div I Games:

Dayton

■ Loss, 
 ■ Non-Conf, S Site, 
 ■ Home 
 ■ Away 
 N Neutral

Average RPI Win: <b>127</b>	WON-LOST	WINNING	LAST 10	STRENGTH OF	OPP. STRENGTH	TEAM	ADJ.	CONF.	ADJ CONF.
Average RPI Loss: <b>17</b>	RECORD	PCT. RANK	GAMES	SCHEDULE	OF SCHEDULE	RPI	RPI	RPI	RPI
DIV. I ONLY	20- 3	15	9-1	57	28	21	21	6	6
DIV. I NON-CONF.	10- 2	29	0	56	21	15	15	6	6
TOTALS	RPI 1-25	RPI 26-50	W-L RECORDS	RPI 51-100	RPI 101-150	RPI 150+			
20- 3	1- 2	3- 1	OVERALL	5- 0	5- 0	6- 0			
12- 2	0- 1	2- 1	HOME	4- 0	1- 0	5- 0			
8- 1	1- 1	1- 0	AWAY	1- 0	4- 0	1- 0			
0- 0	0- 0	0- 0	NEUTRAL	0- 0	0- 0	0- 0			
10- 2	1- 2	0- 0	NON-CONFERENCE	2- 0	3- 0	4- 0			
6- 1	0- 1	0- 0	HOME	2- 0	0- 0	4- 0			
4- 1	1- 1	0- 0	AWAY	0- 0	3- 0	0- 0			
0- 0	0- 0	0- 0	NEUTRAL	0- 0	0- 0	0- 0			
10- 1	0- 0	3- 1	CONFERENCE	3- 0	2- 0	2- 0			
6- 1	0- 0	2- 1	HOME	2- 0	1- 0	1- 0			
4- 0	0- 0	1- 0	AWAY	1- 0	1- 0	1- 0			
0- 0	0- 0	0- 0	NEUTRAL	0- 0	0- 0	0- 0			

RPI 1-25				Team's RPI: 21		RPI 26-50				RPI 51-100				RPI 101+			
RPI	S	Opponent	Score	RPI	S	Opponent	Score	RPI	S	Opponent	Score	RPI	S	Opponent	Score		
10	H	UConn	74 84	31	A	Creighton	74 71	56	H	Drexel	81 57	106	A	Notre Dame	105 94		
11	A	Oregon St.	77 98	31	H	Creighton	61 63	57	H	Miami (FL)	89 83	118	A	Loyola Chicago	83 76		
16	A	Northwestern	70 68	35	H	Marquette	89 71	78	H	Seton Hall	85 68	133	A	Providence	80 67		
				49	H	St. John's (NY)	74 69	89	H	Villanova	85 69	133	H	Providence	93 71		
								94	A	Butler	80 65	135	A	Green Bay	76 65		
												160	H	Miami (OH)	98 79		
												203	H	Arkansas St.	109 64		
												240	H	Georgetown	92 66		
												241	A	Xavier	91 68		
												242	H	Milwaukee	94 65		
												333	H	Alabama St.	105 76		
LAST 10 Division I																	
133	H	Providence	93 71	241	A	Xavier	91 68										
31	H	Creighton	61 63	49	H	St. John's (NY)	74 69										
240	H	Georgetown	92 66	78	H	Seton Hall	85 68										
89	H	Villanova	85 69	31	A	Creighton	74 71										
94	A	Butler	80 65	133	A	Providence	80 67										

Non-Div I Games:

DePaul

Delaware

Through Games Of Feb. 5, 2020

Average RPI Win:	205	WON-LOST	WINNING	LAST 10	STRENGTH OF	OPP. STRENGTH	TEAM	ADJ.	CONF.	ADJ CONF.
Average RPI Loss:	146	RECORD	PCT. RANK	GAMES	SCHEDULE	OF SCHEDULE	RPI	RPI	RPI	RPI
DIV. I ONLY	7- 13	258	4-6	138	140	210	210	14	14	
DIV. I NON-CONF.	4- 7	225	1-0	129	149	185	185	13	13	
TOTALS	RPI 1-25	RPI 26-50	W-L RECORDS	RPI 51-100	RPI 101-150	RPI 150+				
7- 13	0- 1	0- 1	OVERALL	0- 3	1- 3	6- 5				
3- 5	0- 0	0- 1	HOME	0- 0	0- 2	3- 2				
3- 8	0- 1	0- 0	AWAY	0- 3	1- 1	2- 3				
1- 0	0- 0	0- 0	NEUTRAL	0- 0	0- 0	1- 0				
4- 7	0- 1	0- 0	NON-CONFERENCE	0- 2	1- 1	3- 3				
1- 3	0- 0	0- 0	HOME	0- 0	0- 1	1- 2				
2- 4	0- 1	0- 0	AWAY	0- 2	1- 0	1- 1				
1- 0	0- 0	0- 0	NEUTRAL	0- 0	0- 0	1- 0				
3- 6	0- 0	0- 1	CONFERENCE	0- 1	0- 2	3- 2				
2- 2	0- 0	0- 1	HOME	0- 0	0- 1	2- 0				
1- 4	0- 0	0- 0	AWAY	0- 1	0- 1	1- 2				
0- 0	0- 0	0- 0	NEUTRAL	0- 0	0- 0	0- 0				

RPI 1-25			RPI 26-50			RPI 51-100			RPI 101+ Team's RPI: 210		
RPI	S	Opponent	Score	RPI	S	Opponent	Score	RPI	S	Opponent	Score
9	A	Maryland	55 99	43	H	James Madison	39 60	56	A	Drexel	59 63
								60	A	UCF	49 75
								71	A	Charlotte	57 61
								127	H	Northeastern	62 72
								140	A	William & Mary	58 68
								143	H	George Washington	49 63
								149	A	Robert Morris	73 62
								152	A	Elon	65 56
								180	N	Santa Clara	81 80
								194	H	Towson	69 62
								221	H	George Mason	63 44
								230	A	Cal St. Fullerton	72 55
								239	H	Maine	56 69
								243	A	Gardner-Webb	65 67
								245	A	Col. of Charleston	73 84
								255	A	UNCW	65 71
								262	H	Delaware St.	64 67
								312	H	Hofstra	80 59
LAST 10 Division I											
194	H	Towson	69 62	127	H	Northeastern	62 72				
43	H	James Madison	39 60	312	H	Hofstra	80 59				
152	A	Elon	65 56	245	A	Col. of Charleston	73 84				
140	A	William & Mary	58 68	255	A	UNCW	65 71				
56	A	Drexel	59 63	221	H	George Mason	63 44				

Non-Div I Games:

Delaware

Loss, Non-Conf, S Site, H Home A Away N Neutral

Average RPI Win:	298	WON-LOST	WINNING	LAST 10	STRENGTH OF	OPP. STRENGTH	TEAM	ADJ.	CONF.	ADJ CONF.
Average RPI Loss:	136	RECORD	PCT. RANK	GAMES	SCHEDULE	OF SCHEDULE	RPI	RPI	RPI	RPI
DIV. I ONLY	7- 11	242	5-5	153	344	262	262	29	29	
DIV. I NON-CONF.	2- 9	304	0-3	43	341	247	247	29	29	
TOTALS	RPI 1-25	RPI 26-50	W-L RECORDS	RPI 51-100	RPI 101-150	RPI 150+				
7- 11	0- 0	0- 1	OVERALL	0- 2	0- 5	7- 3				
5- 7	0- 0	0- 0	HOME	0- 1	0- 4	5- 2				
2- 4	0- 0	0- 1	AWAY	0- 1	0- 1	2- 1				
0- 0	0- 0	0- 0	NEUTRAL	0- 0	0- 0	0- 0				
2- 9	0- 0	0- 1	NON-CONFERENCE	0- 2	0- 3	2- 3				
1- 6	0- 0	0- 0	HOME	0- 1	0- 3	1- 2				
1- 3	0- 0	0- 1	AWAY	0- 1	0- 0	1- 1				
0- 0	0- 0	0- 0	NEUTRAL	0- 0	0- 0	0- 0				
5- 2	0- 0	0- 0	CONFERENCE	0- 0	0- 2	5- 0				
4- 1	0- 0	0- 0	HOME	0- 0	0- 1	4- 0				
1- 1	0- 0	0- 0	AWAY	0- 0	0- 1	1- 0				
0- 0	0- 0	0- 0	NEUTRAL	0- 0	0- 0	0- 0				

RPI 1-25				RPI 26-50				RPI 51-100				RPI 101+				Team's RPI: 262	
RPI	S	Opponent	Score	RPI	S	Opponent	Score	RPI	S	Opponent	Score	RPI	S	Opponent	Score		
				43	A	James Madison	64 83	61	A	Boston College	69 109	131	A	N.C. A&T	53 58		
								86	H	Rider	69 71	131	H	N.C. A&T	45 69		
												134	H	Lehigh	38 68		
												138	H	Cornell	51 77		
												140	H	William & Mary	52 73		
												189	H	Binghamton	66 75		
												193	H	Cleveland St.	49 57		
												210	A	Delaware	67 64		
												229	H	Morgan St.	69 61		
												246	A	Longwood	62 78		
												321	A	N.C. Central	64 60		
												321	H	N.C. Central	64 54		
												326	H	UMES	72 58		
												337	H	Saint Peter's	89 66		
												342	H	Coppin St.	72 55		
LAST 10 Division I																	
				326	H	UMES	72 58	321	H	N.C. Central	64 54						
				342	H	Coppin St.	72 55	229	H	Morgan St.	69 61						
				131	A	N.C. A&T	53 58	86	H	Rider	69 71						
				321	A	N.C. Central	64 60	61	A	Boston College	69 109						
				131	H	N.C. A&T	45 69	43	A	James Madison	64 83						

Non-Div I Games: Post 67 41 Georgian Court 69 48

Delaware St.

Loss, Non-Conf, S Site, H Home A Away N Neutral

Average RPI Win:	253	WON-LOST	WINNING	LAST 10	STRENGTH OF	OPP. STRENGTH	TEAM	ADJ.	CONF.	ADJ CONF.
Average RPI Loss:	185	RECORD	PCT. RANK	GAMES	SCHEDULE	OF SCHEDULE	RPI	RPI	RPI	RPI
DIV. I ONLY	8- 14	254	3-7	230	307	291	291	20	20	
DIV. I NON-CONF.	5- 7	205	0	273	331	307	307	18	18	
TOTALS	RPI 1-25	RPI 26-50	W-L RECORDS	RPI 51-100	RPI 101-150	RPI 150+				
8- 14	0- 0	0- 3	OVERALL	0- 1	0- 0	8- 10				
7- 5	0- 0	0- 1	HOME	0- 1	0- 0	7- 3				
1- 7	0- 0	0- 2	AWAY	0- 0	0- 0	1- 5				
0- 2	0- 0	0- 0	NEUTRAL	0- 0	0- 0	0- 2				
5- 7	0- 0	0- 1	NON-CONFERENCE	0- 0	0- 0	5- 6				
5- 2	0- 0	0- 0	HOME	0- 0	0- 0	5- 2				
0- 3	0- 0	0- 1	AWAY	0- 0	0- 0	0- 2				
0- 2	0- 0	0- 0	NEUTRAL	0- 0	0- 0	0- 2				
3- 7	0- 0	0- 2	CONFERENCE	0- 1	0- 0	3- 4				
2- 3	0- 0	0- 1	HOME	0- 1	0- 0	2- 1				
1- 4	0- 0	0- 1	AWAY	0- 0	0- 0	1- 3				
0- 0	0- 0	0- 0	NEUTRAL	0- 0	0- 0	0- 0				

RPI S	Opponent	Score	RPI S	Opponent	Score	RPI S	Opponent	Score	RPI S	Opponent	Score	Team's RPI: 291
47	A South Dakota	61 104	47	H South Dakota	60 92	67	H South Dakota St.	79 86	155	N Western Mich.	70 79	
47	H South Dakota	60 92							185	H Wyoming	71 57	
50	A Colorado	70 96							198	N Akron	72 88	
									200	A North Dakota	91 81	
									200	H North Dakota	82 90	
									211	A Western Ill.	75 82	
									216	H Southern Utah	81 73	
									225	A Lamar University	59 71	
									226	H Northern Colo.	74 55	
									247	A UMKC	79 83	
									254	A Oral Roberts	72 84	
									280	H Alabama A&M	83 86	
									290	A North Dakota St.	80 85	
									290	H North Dakota St.	91 82	
									293	H Omaha	66 60	
									303	H UC Irvine	83 75	
									314	H Cal Poly	96 66	
									320	H New Mexico St.	75 78	
LAST 10 Division I												
47	H South Dakota	60 92	211	A Western Ill.	75 82							
254	A Oral Roberts	72 84	67	H South Dakota St.	79 86							
290	A North Dakota St.	80 85	47	A South Dakota	61 104							
200	A North Dakota	91 81	200	H North Dakota	82 90							
293	H Omaha	66 60	290	H North Dakota St.	91 82							

Non-Div I Games: Colo. Christian 89 49

Denver

Detroit Mercy

Through Games Of Feb. 5, 2020

Average RPI Win: <b>265</b>	WON-LOST	WINNING	LAST 10	STRENGTH OF	OPP. STRENGTH	TEAM	ADJ.	CONF.	ADJ CONF.
Average RPI Loss: <b>184</b>	RECORD	PCT. RANK	GAMES	SCHEDULE	OF SCHEDULE	RPI	RPI	RPI	RPI
DIV. I ONLY	2- 19	342	2-8	210	285	329	329	22	22
DIV. I NON-CONF.	0- 11	338	0	163	265	331	331	20	20
TOTALS	RPI 1-25	RPI 26-50	W-L RECORDS	RPI 51-100	RPI 101-150	RPI 150+			
2- 19	0- 0	0- 0	OVERALL	0- 2	0- 3	2- 14			
1- 9	0- 0	0- 0	HOME	0- 0	0- 2	1- 7			
1- 8	0- 0	0- 0	AWAY	0- 2	0- 1	1- 5			
0- 2	0- 0	0- 0	NEUTRAL	0- 0	0- 0	0- 2			
0- 11	0- 0	0- 0	NON-CONFERENCE	0- 1	0- 2	0- 8			
0- 5	0- 0	0- 0	HOME	0- 0	0- 1	0- 4			
0- 4	0- 0	0- 0	AWAY	0- 1	0- 1	0- 2			
0- 2	0- 0	0- 0	NEUTRAL	0- 0	0- 0	0- 2			
2- 8	0- 0	0- 0	CONFERENCE	0- 1	0- 1	2- 6			
1- 4	0- 0	0- 0	HOME	0- 0	0- 1	1- 3			
1- 4	0- 0	0- 0	AWAY	0- 1	0- 0	1- 3			
0- 0	0- 0	0- 0	NEUTRAL	0- 0	0- 0	0- 0			

RPI S	Opponent	Score	RPI S	Opponent	Score	RPI S	Opponent	Score	RPI S	Opponent	Score	Team's RPI: 329
						53	A IUPUI	45 <b>82</b>	101	A Michigan St.	52 <b>110</b>	
						94	A Butler	60 <b>82</b>	118	H Loyola Chicago	60 <b>89</b>	
									135	H Green Bay	48 <b>65</b>	
									155	A Western Mich.	67 <b>82</b>	
									159	H Valparaiso	58 <b>77</b>	
									165	N Tennessee Tech	47 <b>69</b>	
									178	H Eastern Mich.	70 <b>84</b>	
									179	H Toledo	64 <b>82</b>	
									193	H Cleveland St.	70 59	
									198	H Akron	60 <b>81</b>	
									199	A Wright St.	61 <b>67</b>	
									208	A Northern Ky.	60 <b>72</b>	
									221	A George Mason	62 <b>75</b>	
									232	H Youngstown St.	47 <b>62</b>	
									242	H Milwaukee	48 <b>63</b>	
									281	A Oakland	60 <b>65</b>	
									281	H Oakland	57 <b>71</b>	
									288	N Sacred Heart	60 <b>66</b>	
									336	A UIC	70 62	
LAST 10 Division I												
			281	A Oakland	60 <b>65</b>		135	H Green Bay	48 <b>65</b>			
			208	A Northern Ky.	60 <b>72</b>		242	H Milwaukee	48 <b>63</b>			
			199	A Wright St.	61 <b>67</b>		53	A IUPUI	45 <b>82</b>			
			232	H Youngstown St.	47 <b>62</b>		336	A UIC	70 62			
			193	H Cleveland St.	70 59		281	H Oakland	57 <b>71</b>			

Non-Div I Games:

Detroit Mercy

Loss, Non-Conf, S Site, H Home A Away N Neutral

## Drake

Through Games Of Feb. 5, 2020

Average RPI Win:	141	WON-LOST	WINNING	LAST 10	STRENGTH OF	OPP. STRENGTH	TEAM	ADJ.	CONF.	ADJ CONF.
Average RPI Loss:	32	RECORD	PCT. RANK	GAMES	SCHEDULE	OF SCHEDULE	RPI	RPI	RPI	RPI
DIV. I ONLY	14- 6	57	8-2	40	40	27	27	7	7	
DIV. I NON-CONF.	7- 4	100	1-0	45	4	34	34	7	7	
TOTALS	RPI 1-25	RPI 26-50	W-L RECORDS	RPI 51-100	RPI 101-150	RPI 150+				
14- 6	0- 2	2- 3	OVERALL	4- 1	2- 0	6- 0				
9- 0	0- 0	2- 0	HOME	2- 0	1- 0	4- 0				
3- 5	0- 2	0- 2	AWAY	2- 1	0- 0	1- 0				
2- 1	0- 0	0- 1	NEUTRAL	0- 0	1- 0	1- 0				
7- 4	0- 1	1- 3	NON-CONFERENCE	2- 0	1- 0	3- 0				
4- 0	0- 0	1- 0	HOME	2- 0	0- 0	1- 0				
1- 3	0- 1	0- 2	AWAY	0- 0	0- 0	1- 0				
2- 1	0- 0	0- 1	NEUTRAL	0- 0	1- 0	1- 0				
7- 2	0- 1	1- 0	CONFERENCE	2- 1	1- 0	3- 0				
5- 0	0- 0	1- 0	HOME	0- 0	1- 0	3- 0				
2- 2	0- 1	0- 0	AWAY	2- 1	0- 0	0- 0				
0- 0	0- 0	0- 0	NEUTRAL	0- 0	0- 0	0- 0				

RPI 1-25				RPI 26-50				Team's RPI: 27				RPI 51-100				RPI 101+			
RPI	S	Opponent	Score	RPI	S	Opponent	Score	RPI	S	Opponent	Score	RPI	S	Opponent	Score	RPI	S	Opponent	Score
8	A	Missouri St.	67 69	31	H	Creighton	63 53	51	H	Iowa St.	86 81	117	N	Auburn	83 82				
12	A	Iowa	67 79	33	N	Purdue	47 67	52	A	Bradley	76 77	118	H	Loyola Chicago	80 52				
				37	A	Oklahoma	84 93	67	H	South Dakota St.	74 67	159	H	Valparaiso	87 66				
				47	A	South Dakota	94 102	69	A	Illinois St.	69 67	177	A	Northern Ill.	73 49				
				48	H	UNI	104 87	81	A	Southern Ill.	73 65	211	H	Western Ill.	94 75				
												239	N	Maine	94 62				
												278	H	Indiana St.	105 65				
												325	H	Evansville	108 44				
LAST 10 Division I																			
				118	H	Loyola Chicago	80 52	278	H	Indiana St.	105 65								
				159	H	Valparaiso	87 66	81	A	Southern Ill.	73 65								
				52	A	Bradley	76 77	8	A	Missouri St.	67 69								
				69	A	Illinois St.	69 67	48	H	UNI	104 87								
				325	H	Evansville	108 44	177	A	Northern Ill.	73 49								

Non-Div I Games: Waldorf 103 18

Drake

■ Loss, 
 ■ Non-Conf, S Site, 
 ■ Home 
 ■ Away 
 N Neutral

Average RPI Win: <b>173</b>	WON-LOST	WINNING	LAST 10	STRENGTH OF	OPP. STRENGTH	TEAM	ADJ.	CONF.	ADJ CONF.
Average RPI Loss: <b>108</b>	RECORD	PCT. RANK	GAMES	SCHEDULE	OF SCHEDULE	RPI	RPI	RPI	RPI
DIV. I ONLY	15- 6	51	9-1	103	128	56	56	14	14
DIV. I NON-CONF.	7- 5	131	1-0	68	109	85	85	13	13
TOTALS	RPI 1-25	RPI 26-50	W-L RECORDS	RPI 51-100	RPI 101-150	RPI 150+			
15- 6	0- 1	1- 0	OVERALL	1- 2	4- 2	9- 1			
10- 1	0- 0	1- 0	HOME	1- 0	3- 1	5- 0			
5- 4	0- 1	0- 0	AWAY	0- 1	1- 1	4- 1			
0- 1	0- 0	0- 0	NEUTRAL	0- 1	0- 0	0- 0			
7- 5	0- 1	0- 0	NON-CONFERENCE	1- 2	2- 2	4- 0			
5- 1	0- 0	0- 0	HOME	1- 0	2- 1	2- 0			
2- 3	0- 1	0- 0	AWAY	0- 1	0- 1	2- 0			
0- 1	0- 0	0- 0	NEUTRAL	0- 1	0- 0	0- 0			
8- 1	0- 0	1- 0	CONFERENCE	0- 0	2- 0	5- 1			
5- 0	0- 0	1- 0	HOME	0- 0	1- 0	3- 0			
3- 1	0- 0	0- 0	AWAY	0- 0	1- 0	2- 1			
0- 0	0- 0	0- 0	NEUTRAL	0- 0	0- 0	0- 0			

RPI 1-25				RPI 26-50				RPI 51-100 Team's RPI: 56				RPI 101+			
RPI	S	Opponent	Score	RPI	S	Opponent	Score	RPI	S	Opponent	Score	RPI	S	Opponent	Score
21	A	DePaul	57 <b>81</b>	43	H	James Madison	70 48	73	A	Bucknell	49 <b>60</b>	104	A	Penn	49 <b>53</b>
								89	H	Villanova	54 52	108	H	Davidson	74 63
								91	N	Buffalo	59 <b>63</b>	114	H	Pacific	51 <b>58</b>
												127	H	Northeastern	50 41
												140	A	William & Mary	61 54
												145	H	Richmond	58 52
												152	A	Elon	55 53
												169	A	Quinnipiac	66 62
												194	H	Towson	59 50
												202	H	La Salle	69 31
												210	H	Delaware	63 59
												212	A	Saint Joseph's	62 52
												239	H	Maine	70 57
												245	A	Col. of Charleston	59 <b>73</b>
												255	A	UNCW	73 72
												312	H	Hofstra	74 54
LAST 10 Division I															
				43	H	James Madison	70 48					312	H	Hofstra	74 54
				194	H	Towson	59 50					127	H	Northeastern	50 41
				140	A	William & Mary	61 54					255	A	UNCW	73 72
				152	A	Elon	55 53					245	A	Col. of Charleston	59 <b>73</b>
				210	H	Delaware	63 59					239	H	Maine	70 57

Non-Div I Games:

Drexel

■ Loss, 
 ■ Non-Conf, S Site, 
 ■ Home 
 ■ Away 
 N Neutral



Average RPI Win:	119	WON-LOST	WINNING	LAST 10	STRENGTH OF	OPP. STRENGTH	TEAM	ADJ.	CONF.	ADJ CONF.
Average RPI Loss:	47	RECORD	PCT. RANK	GAMES	SCHEDULE	OF SCHEDULE	RPI	RPI	RPI	RPI
DIV. I ONLY	11- 10	169	4-6	5	46	42	42	5	5	
DIV. I NON-CONF.	6- 5	151	0-1	2	107	21	21	3	3	
TOTALS	RPI 1-25	RPI 26-50	W-L RECORDS	RPI 51-100	RPI 101-150	RPI 150+				
11- 10	0- 5	1- 2	OVERALL	3- 2	4- 0	3- 1				
9- 3	0- 2	1- 0	HOME	3- 1	3- 0	2- 0				
2- 7	0- 3	0- 2	AWAY	0- 1	1- 0	1- 1				
0- 0	0- 0	0- 0	NEUTRAL	0- 0	0- 0	0- 0				
6- 5	0- 3	0- 1	NON-CONFERENCE	1- 1	2- 0	3- 0				
5- 1	0- 1	0- 0	HOME	1- 0	2- 0	2- 0				
1- 4	0- 2	0- 1	AWAY	0- 1	0- 0	1- 0				
0- 0	0- 0	0- 0	NEUTRAL	0- 0	0- 0	0- 0				
5- 5	0- 2	1- 1	CONFERENCE	2- 1	2- 0	0- 1				
4- 2	0- 1	1- 0	HOME	2- 1	1- 0	0- 0				
1- 3	0- 1	0- 1	AWAY	0- 0	1- 0	0- 1				
0- 0	0- 0	0- 0	NEUTRAL	0- 0	0- 0	0- 0				

RPI 1-25				RPI 26-50				Team's RPI: 42	RPI 51-100				RPI 101+			
RPI	S	Opponent	Score	RPI	S	Opponent	Score		RPI	S	Opponent	Score	RPI	S	Opponent	Score
2	A	South Carolina	46 89	26	A	FGCU	56 78		61	H	Boston College	85 73	104	H	Penn	66 50
3	A	Louisville	55 60	34	H	Virginia Tech	72 67		74	A	Nebraska	79 83	106	H	Notre Dame	50 47
15	H	NC State	60 63	45	A	Virginia	63 66		75	H	Troy	99 85	108	H	Davidson	82 52
16	H	Northwestern	42 63						87	H	Georgia Tech	58 46	115	A	Syracuse	88 58
17	A	Texas A&M	58 79						92	H	Wake Forest	58 60	175	A	Clemson	58 62
													191	A	UNLV	57 45
													196	H	High Point	93 57
													233	H	Idaho St.	85 66
LAST 10 Division I																
15	H	NC State	60 63	34	H	Virginia Tech	72 67									
87	H	Georgia Tech	58 46	45	A	Virginia	63 66									
115	A	Syracuse	88 58	3	A	Louisville	55 60									
175	A	Clemson	58 62	92	H	Wake Forest	58 60									
106	H	Notre Dame	50 47	26	A	FGCU	56 78									

Non-Div I Games:

Duke

■ Loss, 
■ Non-Conf, S Site, 
■ Home 
■ Away 
N Neutral

Average RPI Win: <b>216</b>	WON-LOST	WINNING	LAST 10	STRENGTH OF	OPP. STRENGTH	TEAM	ADJ.	CONF.	ADJ CONF.
Average RPI Loss: <b>98</b>	RECORD	PCT. RANK	GAMES	SCHEDULE	OF SCHEDULE	RPI	RPI	RPI	RPI
DIV. I ONLY	15- 7	73	5-5	244	109	100	100	12	12
DIV. I NON-CONF.	10- 3	58	0-1	262	124	91	91	12	12
TOTALS	RPI 1-25	RPI 26-50	W-L RECORDS	RPI 51-100	RPI 101-150	RPI 150+			
15- 7	0- 0	0- 0	OVERALL	1- 4	1- 3	13- 0			
7- 2	0- 0	0- 0	HOME	0- 0	0- 2	7- 0			
8- 5	0- 0	0- 0	AWAY	1- 4	1- 1	6- 0			
0- 0	0- 0	0- 0	NEUTRAL	0- 0	0- 0	0- 0			
10- 3	0- 0	0- 0	NON-CONFERENCE	0- 2	1- 1	9- 0			
4- 1	0- 0	0- 0	HOME	0- 0	0- 1	4- 0			
6- 2	0- 0	0- 0	AWAY	0- 2	1- 0	5- 0			
0- 0	0- 0	0- 0	NEUTRAL	0- 0	0- 0	0- 0			
5- 4	0- 0	0- 0	CONFERENCE	1- 2	0- 2	4- 0			
3- 1	0- 0	0- 0	HOME	0- 0	0- 1	3- 0			
2- 3	0- 0	0- 0	AWAY	1- 2	0- 1	1- 0			
0- 0	0- 0	0- 0	NEUTRAL	0- 0	0- 0	0- 0			

RPI 1-25				RPI 26-50				RPI 51-100				Team's RPI: 100		RPI 101+			
RPI	S	Opponent	Score	RPI	S	Opponent	Score	RPI	S	Opponent	Score			RPI	S	Opponent	Score
														120	H	Kent St.	75 77
														138	A	Cornell	72 62
														142	H	Massachusetts	77 81
														143	A	George Washington	60 65
														156	A	Lafayette	73 65
														179	H	Toledo	79 74
														198	A	Akron	88 63
														202	H	La Salle	82 56
														212	A	Saint Joseph's	58 51
														215	A	Manhattan	76 65
														221	H	George Mason	84 63
														224	H	Kennesaw St.	75 72
														237	A	Iona	76 74
														256	H	Saint Francis (PA)	72 69
														266	A	Pittsburgh	81 62
														294	H	St. Bonaventure	58 39
														344	H	Central Conn. St.	72 33
LAST 10 Division I																	
				</													

Non-Div I Games:

Duquesne

■ Loss, 
 ■ Non-Conf, 
 ■ S Site, 
 ■ H Home 
 ■ A Away 
 N Neutral

Average RPI Win: <b>233</b>	WON-LOST	WINNING	LAST 10	STRENGTH OF	OPP. STRENGTH	TEAM	ADJ.	CONF.	ADJ CONF.
Average RPI Loss: <b>162</b>	RECORD	PCT. RANK	GAMES	SCHEDULE	OF SCHEDULE	RPI	RPI	RPI	RPI
DIV. I ONLY	6- 15	286	3-7	155	256	260	260	25	25
DIV. I NON-CONF.	4- 10	259	1-2	70	276	212	212	24	24
TOTALS	RPI 1-25	RPI 26-50	W-L RECORDS	RPI 51-100	RPI 101-150	RPI 150+			
6- 15	0- 0	0- 1	OVERALL	1- 2	1- 4	4- 8			
2- 8	0- 0	0- 1	HOME	1- 0	0- 1	1- 6			
4- 7	0- 0	0- 0	AWAY	0- 2	1- 3	3- 2			
0- 0	0- 0	0- 0	NEUTRAL	0- 0	0- 0	0- 0			
4- 10	0- 0	0- 1	NON-CONFERENCE	1- 2	1- 3	2- 4			
2- 5	0- 0	0- 1	HOME	1- 0	0- 1	1- 3			
2- 5	0- 0	0- 0	AWAY	0- 2	1- 2	1- 1			
0- 0	0- 0	0- 0	NEUTRAL	0- 0	0- 0	0- 0			
2- 5	0- 0	0- 0	CONFERENCE	0- 0	0- 1	2- 4			
0- 3	0- 0	0- 0	HOME	0- 0	0- 0	0- 3			
2- 2	0- 0	0- 0	AWAY	0- 0	0- 1	2- 1			
0- 0	0- 0	0- 0	NEUTRAL	0- 0	0- 0	0- 0			

RPI S	Opponent	Score	RPI S	Opponent	Score	RPI S	Opponent	Score	RPI S	Opponent	Score	Team's RPI: 260
44	H Tennessee	68 72	75	A Troy	61 79	108	H Davidson	60 75				
			87	A Georgia Tech	48 87	109	A Liberty	63 62				
			92	H Wake Forest	67 60	131	A N.C. A&T	69 80				
						138	A Cornell	43 71				
						144	A Samford	34 68				
						151	A UNC Greensboro	47 63				
						193	H Cleveland St.	54 62				
						196	A High Point	62 80				
						197	H Furman	62 81				
						218	H Chattanooga	82 91				
						219	H Radford	43 67				
						251	H South Alabama	65 60				
						253	H UNC Asheville	54 72				
						271	H Wofford	47 76				
						277	A Appalachian St.	67 61				
						332	A Mercer	72 66				
						339	A Western Caro.	62 57				
LAST 10 Division I												
218	H Chattanooga	82 91	339	A Western Caro.	62 57							
144	A Samford	34 68	151	A UNC Greensboro	47 63							
332	A Mercer	72 66	138	A Cornell	43 71							
271	H Wofford	47 76	251	H South Alabama	65 60							
197	H Furman	62 81	87	A Georgia Tech	48 87							

Non-Div I Games: Converse 73 35

ETSU

■ Loss, 
 ■ Non-Conf, 
 ■ S Site, 
 ■ H Home 
 ■ A Away 
 N Neutral

# East Carolina

Through Games Of Feb. 5, 2020

Average RPI Win:	269	WON-LOST	WINNING	LAST 10	STRENGTH OF	OPP. STRENGTH	TEAM	ADJ.	CONF.	ADJ CONF.
Average RPI Loss:	116	RECORD	PCT. RANK	GAMES	SCHEDULE	OF SCHEDULE	RPI	RPI	RPI	RPI
DIV. I ONLY	4- 17	315	1-9	88	116	267	267	9	9	
DIV. I NON-CONF.	3- 10	282	0-2	84	166	246	246	9	9	
TOTALS	RPI 1-25	RPI 26-50	W-L RECORDS	RPI 51-100	RPI 101-150	RPI 150+				
4- 17	0- 2	0- 0	OVERALL	0- 7	0- 5	4- 3				
3- 7	0- 1	0- 0	HOME	0- 2	0- 2	3- 2				
1- 8	0- 0	0- 0	AWAY	0- 4	0- 3	1- 1				
0- 2	0- 1	0- 0	NEUTRAL	0- 1	0- 0	0- 0				
3- 10	0- 1	0- 0	NON-CONFERENCE	0- 6	0- 2	3- 1				
2- 4	0- 0	0- 0	HOME	0- 2	0- 1	2- 1				
1- 4	0- 0	0- 0	AWAY	0- 3	0- 1	1- 0				
0- 2	0- 1	0- 0	NEUTRAL	0- 1	0- 0	0- 0				
1- 7	0- 1	0- 0	CONFERENCE	0- 1	0- 3	1- 2				
1- 3	0- 1	0- 0	HOME	0- 0	0- 1	1- 1				
0- 4	0- 0	0- 0	AWAY	0- 1	0- 2	0- 1				
0- 0	0- 0	0- 0	NEUTRAL	0- 0	0- 0	0- 0				

RPI S	Opponent	Score	RPI S	Opponent	Score	RPI S	Opponent	Score	RPI S	Opponent	Score	Team's RPI: 267
10 H	UConn	42 98				58 H	Middle Tenn.	66 68	109 A	Liberty	66 81	
16 N	Northwestern	45 64				60 A	UCF	55 91	139 A	Houston	63 72	
						65 N	Dayton	68 94	140 H	William & Mary	68 78	
						71 H	Charlotte	47 59	150 A	Wichita St.	55 57	
						77 A	Georgia	50 67	150 H	Wichita St.	53 61	
						92 A	Wake Forest	53 76	168 H	Memphis	71 65	
						99 A	VCU	40 53	223 H	SMU	47 55	
									246 A	Longwood	64 61	
									250 A	Tulsa	56 58	
									270 H	Howard	51 67	
									326 H	UMES	57 42	
									335 H	USC Upstate	69 48	
LAST 10 Division I												
150 A	Wichita St.	55 57	150 H	Wichita St.	53 61							
168 H	Memphis	71 65	223 H	SMU	47 55							
10 H	UConn	42 98	60 A	UCF	55 91							
250 A	Tulsa	56 58	77 A	Georgia	50 67							
139 A	Houston	63 72	65 N	Dayton	68 94							

Non-Div I Games:

East Carolina

Loss, Non-Conf, S Site, H Home A Away N Neutral

Average RPI Win:	261	WON-LOST	WINNING	LAST 10	STRENGTH OF	OPP. STRENGTH	TEAM	ADJ.	CONF.	ADJ CONF.
Average RPI Loss:	157	RECORD	PCT. RANK	GAMES	SCHEDULE	OF SCHEDULE	RPI	RPI	RPI	RPI
DIV. I ONLY	11- 9	138	6-4	333	203	231	231	19	19	
DIV. I NON-CONF.	5- 5	164	0	348	140	302	302	22	22	
TOTALS	RPI 1-25	RPI 26-50	W-L RECORDS	RPI 51-100	RPI 101-150	RPI 150+				
11- 9	0- 0	0- 0	OVERALL	1- 1	0- 3	10- 5				
3- 5	0- 0	0- 0	HOME	1- 0	0- 2	2- 3				
7- 4	0- 0	0- 0	AWAY	0- 1	0- 1	7- 2				
1- 0	0- 0	0- 0	NEUTRAL	0- 0	0- 0	1- 0				
5- 5	0- 0	0- 0	NON-CONFERENCE	0- 0	0- 2	5- 3				
1- 3	0- 0	0- 0	HOME	0- 0	0- 1	1- 2				
3- 2	0- 0	0- 0	AWAY	0- 0	0- 1	3- 1				
1- 0	0- 0	0- 0	NEUTRAL	0- 0	0- 0	1- 0				
6- 4	0- 0	0- 0	CONFERENCE	1- 1	0- 1	5- 2				
2- 2	0- 0	0- 0	HOME	1- 0	0- 1	1- 1				
4- 2	0- 0	0- 0	AWAY	0- 1	0- 0	4- 1				
0- 0	0- 0	0- 0	NEUTRAL	0- 0	0- 0	0- 0				

RPI 1-25				RPI 26-50				RPI 51-100				RPI 101+ Team's RPI: 231			
RPI	S	Opponent	Score	RPI	S	Opponent	Score	RPI	S	Opponent	Score	RPI	S	Opponent	Score
								63	A	Belmont	45 69	113	A	Wisconsin	55 63
								68	H	UT Martin	74 70	118	H	Loyola Chicago	51 67
												137	H	Southeast Mo. St.	65 77
												159	H	Valparaiso	66 78
												165	H	Tennessee Tech	62 75
												177	A	Northern Ill.	48 61
												195	A	Austin Peay	76 47
												205	A	Murray St.	87 92
												211	N	Western Ill.	60 52
												252	A	Morehead St.	57 51
												265	A	Lipscomb	66 56
												276	A	Eastern Ky.	83 63
												278	H	Indiana St.	57 59
												293	H	Omaha	65 52
												306	H	Jacksonville St.	55 52
												325	A	Evansville	90 44
												336	A	UIC	80 45
												340	A	Tennessee St.	73 52
LAST 10 Division I															
				195	A	Austin Peay	76 47					306	H	Jacksonville St.	55 52
				205	A	Murray St.	87 92					252	A	Morehead St.	57 51
				137	H	Southeast Mo. St.	65 77					276	A	Eastern Ky.	83 63
				68	H	UT Martin	74 70					63	A	Belmont	45 69
				165	H	Tennessee Tech	62 75					340	A	Tennessee St.	73 52

Non-Div I Games: Lindenwood (MO) 88 66

Eastern Ill.

Average RPI Win:	262	WON-LOST	WINNING	LAST 10	STRENGTH OF	OPP. STRENGTH	TEAM	ADJ.	CONF.	ADJ CONF.
Average RPI Loss:	160	RECORD	PCT. RANK	GAMES	SCHEDULE	OF SCHEDULE	RPI	RPI	RPI	RPI
DIV. I ONLY	7- 13	258	2-8	246	281	276	276	19	19	
DIV. I NON-CONF.	5- 5	164	0	252	164	196	196	22	22	
TOTALS	RPI 1-25	RPI 26-50	W-L RECORDS	RPI 51-100	RPI 101-150	RPI 150+				
7- 13	0- 0	0- 0	OVERALL	0- 5	0- 1	7- 7				
3- 7	0- 0	0- 0	HOME	0- 1	0- 1	3- 5				
4- 6	0- 0	0- 0	AWAY	0- 4	0- 0	4- 2				
0- 0	0- 0	0- 0	NEUTRAL	0- 0	0- 0	0- 0				
5- 5	0- 0	0- 0	NON-CONFERENCE	0- 3	0- 0	5- 2				
2- 2	0- 0	0- 0	HOME	0- 0	0- 0	2- 2				
3- 3	0- 0	0- 0	AWAY	0- 3	0- 0	3- 0				
0- 0	0- 0	0- 0	NEUTRAL	0- 0	0- 0	0- 0				
2- 8	0- 0	0- 0	CONFERENCE	0- 2	0- 1	2- 5				
1- 5	0- 0	0- 0	HOME	0- 1	0- 1	1- 3				
1- 3	0- 0	0- 0	AWAY	0- 1	0- 0	1- 2				
0- 0	0- 0	0- 0	NEUTRAL	0- 0	0- 0	0- 0				

RPI 1-25				RPI 26-50				RPI 51-100				RPI 101+				Team's RPI: 276	
RPI	S	Opponent	Score	RPI	S	Opponent	Score	RPI	S	Opponent	Score	RPI	S	Opponent	Score		
								53	A	IUPUI	42	72	137	H	Southeast Mo. St.	44	60
								63	A	Belmont	48	68	160	H	Miami (OH)	57	75
								68	H	UT Martin	50	65	165	A	Tennessee Tech	82	87
								94	A	Butler	41	73	165	H	Tennessee Tech	42	60
								97	A	Vanderbilt	69	75	168	A	Memphis	63	60
													208	H	Northern Ky.	69	62
													218	H	Chattanooga	71	65
													231	H	Eastern Ill.	63	83
													232	H	Youngstown St.	63	72
													241	A	Xavier	56	55
													306	A	Jacksonville St.	54	68
													306	H	Jacksonville St.	33	43
													327	H	SIUE	49	46
													332	A	Mercer	61	60
													340	A	Tennessee St.	61	55
LAST 10 Division I																	
				137	H	Southeast Mo. St.	44	60	63	A	Belmont	48	68				
				68	H	UT Martin	50	65	327	H	SIUE	49	46				
				165	A	Tennessee Tech	82	87	231	H	Eastern Ill.	63	83				
				306	A	Jacksonville St.	54	68	306	H	Jacksonville St.	33	43				
				340	A	Tennessee St.	61	55	165	H	Tennessee Tech	42	60				

Non-Div I Games: Alice Lloyd 102 65

Eastern Ky.

■ Loss, 
 ■ Non-Conf, 
 ■ S Site, 
 ■ H Home 
 ■ A Away 
 N Neutral

Average RPI Win:	222	WON-LOST	WINNING	LAST 10	STRENGTH OF	OPP. STRENGTH	TEAM	ADJ.	CONF.	ADJ CONF.
Average RPI Loss:	112	RECORD	PCT. RANK	GAMES	SCHEDULE	OF SCHEDULE	RPI	RPI	RPI	RPI
DIV. I ONLY	9- 11	210	5-5	152	143	178	178	10	10	
DIV. I NON-CONF.	4- 6	212	0	244	267	242	242	10	10	
TOTALS	RPI 1-25	RPI 26-50	W-L RECORDS	RPI 51-100	RPI 101-150	RPI 150+				
9- 11	0- 1	0- 1	OVERALL	0- 4	2- 2	7- 3				
5- 4	0- 1	0- 1	HOME	0- 2	1- 0	4- 0				
4- 7	0- 0	0- 0	AWAY	0- 2	1- 2	3- 3				
0- 0	0- 0	0- 0	NEUTRAL	0- 0	0- 0	0- 0				
4- 6	0- 0	0- 1	NON-CONFERENCE	0- 1	1- 2	3- 2				
2- 2	0- 0	0- 1	HOME	0- 1	1- 0	1- 0				
2- 4	0- 0	0- 0	AWAY	0- 0	0- 2	2- 2				
0- 0	0- 0	0- 0	NEUTRAL	0- 0	0- 0	0- 0				
5- 5	0- 1	0- 0	CONFERENCE	0- 3	1- 0	4- 1				
3- 2	0- 1	0- 0	HOME	0- 1	0- 0	3- 0				
2- 3	0- 0	0- 0	AWAY	0- 2	1- 0	1- 1				
0- 0	0- 0	0- 0	NEUTRAL	0- 0	0- 0	0- 0				

RPI 1-25				RPI 26-50				RPI 51-100				RPI 101+ Team's RPI: 178			
RPI	S	Opponent	Score	RPI	S	Opponent	Score	RPI	S	Opponent	Score	RPI	S	Opponent	Score
18	H	Central Mich.	82 89	39	H	Michigan	38 57	62	H	Ohio	65 75	101	A	Michigan St.	50 85
								76	A	Ball St.	54 59	120	A	Kent St.	74 69
								81	H	Southern Ill.	54 85	137	H	Southeast Mo. St.	69 64
								91	A	Buffalo	63 66	150	A	Wichita St.	52 63
												160	H	Miami (OH)	80 53
												177	H	Northern Ill.	62 55
												179	A	Toledo	77 62
												189	A	Binghamton	67 78
												198	A	Akron	81 88
												232	A	Youngstown St.	77 79
												234	H	Bowling Green	78 61
												323	H	Purdue Fort Wayne	64 40
												329	A	Detroit Mercy	84 70
												336	A	UIC	68 59
LAST 10 Division I															
				62	H	Ohio	65 75	91	A	Buffalo	63 66				
				198	A	Akron	81 88	160	H	Miami (OH)	80 53				
				179	A	Toledo	77 62	76	A	Ball St.	54 59				
				177	H	Northern Ill.	62 55	120	A	Kent St.	74 69				
				18	H	Central Mich.	82 89	234	H	Bowling Green	78 61				

Non-Div I Games: Olivet 95 38

Eastern Mich.

■ Loss, 
 ■ Non-Conf, S Site, 
 ■ Home 
 ■ Away 
 N Neutral

Average RPI Win:	316	WON-LOST	WINNING	LAST 10	STRENGTH OF	OPP. STRENGTH	TEAM	ADJ.	CONF.	ADJ CONF.
Average RPI Loss:	151	RECORD	PCT. RANK	GAMES	SCHEDULE	OF SCHEDULE	RPI	RPI	RPI	RPI
DIV. I ONLY	1- 17	345	1-9	85	209	308	308	18	18	
DIV. I NON-CONF.	0- 8	338	0	7	125	236	236	17	17	
TOTALS	RPI 1-25	RPI 26-50	W-L RECORDS	RPI 51-100	RPI 101-150	RPI 150+				
1- 17	0- 2	0- 0	OVERALL	0- 3	0- 3	1- 9				
1- 6	0- 0	0- 0	HOME	0- 2	0- 0	1- 4				
0- 10	0- 2	0- 0	AWAY	0- 0	0- 3	0- 5				
0- 1	0- 0	0- 0	NEUTRAL	0- 1	0- 0	0- 0				
0- 8	0- 2	0- 0	NON-CONFERENCE	0- 2	0- 2	0- 2				
0- 2	0- 0	0- 0	HOME	0- 1	0- 0	0- 1				
0- 5	0- 2	0- 0	AWAY	0- 0	0- 2	0- 1				
0- 1	0- 0	0- 0	NEUTRAL	0- 1	0- 0	0- 0				
1- 9	0- 0	0- 0	CONFERENCE	0- 1	0- 1	1- 7				
1- 4	0- 0	0- 0	HOME	0- 1	0- 0	1- 3				
0- 5	0- 0	0- 0	AWAY	0- 0	0- 1	0- 4				
0- 0	0- 0	0- 0	NEUTRAL	0- 0	0- 0	0- 0				

RPI 1-25				RPI 26-50				RPI 51-100				RPI 101+ Team's RPI: 308			
RPI	S	Opponent	Score	RPI	S	Opponent	Score	RPI	S	Opponent	Score	RPI	S	Opponent	Score
4	A	Stanford	27 92					52	N	Bradley	46 66	103	A	Utah	49 87
6	A	Gonzaga	44 84					93	H	Montana St.	85 89	116	A	Idaho	60 69
								95	H	Boise St.	61 63	136	A	San Jose St.	66 84
												157	H	Northern Ariz.	62 70
												186	A	Montana	54 92
												187	A	Portland St.	58 75
												214	H	Pepperdine	52 53
												216	A	Southern Utah	50 71
												226	A	Northern Colo.	42 63
												233	H	Idaho St.	47 67
												247	A	UMKC	55 66
												304	H	Sacramento St.	67 74
												316	H	Weber St.	63 53
LAST 10 Division I															
157	H	Northern Ariz.	62 70	116	A	Idaho	60 69								
304	H	Sacramento St.	67 74	186	A	Montana	54 92								
226	A	Northern Colo.	42 63	187	A	Portland St.	58 75								
216	A	Southern Utah	50 71	233	H	Idaho St.	47 67								
93	H	Montana St.	85 89	316	H	Weber St.	63 53								

Non-Div I Games: Northwest Chrst. 81 62

Eastern Wash.

■ Loss, 
■ Non-Conf, 
■ S Site, 
■ H Home 
■ A Away 
N Neutral



Average RPI Win:	251	WON-LOST	WINNING	LAST 10	STRENGTH OF	OPP. STRENGTH	TEAM	ADJ.	CONF.	ADJ CONF.
Average RPI Loss:	91	RECORD	PCT. RANK	GAMES	SCHEDULE	OF SCHEDULE	RPI	RPI	RPI	RPI
DIV. I ONLY	8- 11	227	5-5	70	196	152	152	14	14	
DIV. I NON-CONF.	4- 6	212	1-0	30	256	112	112	13	13	
TOTALS	RPI 1-25	RPI 26-50	W-L RECORDS	RPI 51-100	RPI 101-150	RPI 150+				
8- 11	0- 1	0- 1	OVERALL	0- 5	0- 3	8- 1				
4- 4	0- 0	0- 0	HOME	0- 2	0- 1	4- 1				
4- 5	0- 1	0- 1	AWAY	0- 2	0- 1	4- 0				
0- 2	0- 0	0- 0	NEUTRAL	0- 1	0- 1	0- 0				
4- 6	0- 1	0- 0	NON-CONFERENCE	0- 4	0- 1	4- 0				
2- 1	0- 0	0- 0	HOME	0- 1	0- 0	2- 0				
2- 3	0- 1	0- 0	AWAY	0- 2	0- 0	2- 0				
0- 2	0- 0	0- 0	NEUTRAL	0- 1	0- 1	0- 0				
4- 5	0- 0	0- 1	CONFERENCE	0- 1	0- 2	4- 1				
2- 3	0- 0	0- 0	HOME	0- 1	0- 1	2- 1				
2- 2	0- 0	0- 1	AWAY	0- 0	0- 1	2- 0				
0- 0	0- 0	0- 0	NEUTRAL	0- 0	0- 0	0- 0				

RPI 1-25				RPI 26-50				RPI 51-100				RPI 101+ Team's RPI: 152			
RPI	S	Opponent	Score	RPI	S	Opponent	Score	RPI	S	Opponent	Score	RPI	S	Opponent	Score
15	A	NC State	49 62	43	A	James Madison	48 61	53	N	IUPUI	53 59	121	N	Coastal Caro.	65 76
								56	H	Drexel	53 55	127	A	Northeastern	65 68
								59	A	North Carolina	46 76	140	H	William & Mary	77 84
								83	A	Marist	55 63	191	A	UNLV	50 44
								92	H	Wake Forest	57 69	194	A	Towson	74 61
												197	A	Furman	87 76
												210	H	Delaware	56 65
												245	H	Col. of Charleston	90 48
												255	H	UNCW	77 53
												277	H	Appalachian St.	67 66
												312	A	Hofstra	69 56
												339	H	Western Caro.	68 24
LAST 10 Division I															
140	H	William & Mary	77 84	255	H	UNCW	77 53								
210	H	Delaware	56 65	245	H	Col. of Charleston	90 48								
56	H	Drexel	53 55	43	A	James Madison	48 61								
312	A	Hofstra	69 56	194	A	Towson	74 61								
127	A	Northeastern	65 68	197	A	Furman	87 76								

Non-Div I Games: Newberry 73 53

Elon

Loss, Non-Conf, S Site, H Home A Away N Neutral

Average RPI Win:	304	WON-LOST	WINNING	LAST 10	STRENGTH OF	OPP. STRENGTH	TEAM	ADJ.	CONF.	ADJ CONF.
Average RPI Loss:	152	RECORD	PCT. RANK	GAMES	SCHEDULE	OF SCHEDULE	RPI	RPI	RPI	RPI
DIV. I ONLY	2- 17	338	0-10	204	172	325	325	7	7	
DIV. I NON-CONF.	2- 8	295	0-1	340	332	344	344	7	7	
TOTALS	RPI 1-25	RPI 26-50	W-L RECORDS	RPI 51-100	RPI 101-150	RPI 150+				
2- 17	0- 1	0- 2	OVERALL	0- 3	0- 2	2- 9				
2- 6	0- 1	0- 0	HOME	0- 1	0- 1	2- 3				
0- 11	0- 0	0- 2	AWAY	0- 2	0- 1	0- 6				
0- 0	0- 0	0- 0	NEUTRAL	0- 0	0- 0	0- 0				
2- 8	0- 0	0- 0	NON-CONFERENCE	0- 0	0- 1	2- 7				
2- 2	0- 0	0- 0	HOME	0- 0	0- 0	2- 2				
0- 6	0- 0	0- 0	AWAY	0- 0	0- 1	0- 5				
0- 0	0- 0	0- 0	NEUTRAL	0- 0	0- 0	0- 0				
0- 9	0- 1	0- 2	CONFERENCE	0- 3	0- 1	0- 2				
0- 4	0- 1	0- 0	HOME	0- 1	0- 1	0- 1				
0- 5	0- 0	0- 2	AWAY	0- 2	0- 0	0- 1				
0- 0	0- 0	0- 0	NEUTRAL	0- 0	0- 0	0- 0				

RPI	S	Opponent	Score	RPI	S	Opponent	Score	RPI	S	Opponent	Score	RPI	S	Opponent	Score	Team's RPI: 325
8	H	Missouri St.	55 81	27	A	Drake	44 108	52	A	Bradley	51 82	118	H	Loyola Chicago	61 71	
				48	A	UNI	60 76	69	A	Illinois St.	58 81	137	A	Southeast Mo. St.	60 83	
								81	H	Southern Ill.	57 70	159	H	Valparaiso	66 88	
												160	A	Miami (OH)	64 72	
												161	A	Illinois	44 59	
												195	A	Austin Peay	64 80	
												205	H	Murray St.	59 61	
												231	H	Eastern Ill.	44 90	
												258	H	Marshall	66 62	
												278	A	Indiana St.	58 68	
												323	A	Purdue Fort Wayne	64 67	
												327	A	SIUE	74 85	
												349	H	Chicago St.	76 42	
LAST 10 Division I																
278	A	Indiana St.	58 68	159	H	Valparaiso	66 88									
8	H	Missouri St.	55 81	118	H	Loyola Chicago	61 71									
81	H	Southern Ill.	57 70	69	A	Illinois St.	58 81									
27	A	Drake	44 108	52	A	Bradley	51 82									
48	A	UNI	60 76	160	A	Miami (OH)	64 72									

Non-Div I Games: Brescia 77 61

Evansville

Loss, Non-Conf, S Site, H Home A Away N Neutral

Average RPI Win:	166	WON-LOST	WINNING	LAST 10	STRENGTH OF	OPP. STRENGTH	TEAM	ADJ.	CONF.	ADJ CONF.
Average RPI Loss:	20	RECORD	PCT. RANK	GAMES	SCHEDULE	OF SCHEDULE	RPI	RPI	RPI	RPI
DIV. I ONLY	19- 2	11	10-0	134	91	26	26	16	16	
DIV. I NON-CONF.	10- 2	29	1-0	90	16	23	23	16	16	
TOTALS	RPI 1-25	RPI 26-50	W-L RECORDS	RPI 51-100	RPI 101-150	RPI 150+				
19- 2	0- 2	1- 0	OVERALL	5- 0	4- 0	9- 0				
7- 1	0- 1	1- 0	HOME	1- 0	1- 0	4- 0				
8- 1	0- 1	0- 0	AWAY	2- 0	2- 0	4- 0				
4- 0	0- 0	0- 0	NEUTRAL	2- 0	1- 0	1- 0				
10- 2	0- 2	1- 0	NON-CONFERENCE	4- 0	2- 0	3- 0				
3- 1	0- 1	1- 0	HOME	1- 0	0- 0	1- 0				
3- 1	0- 1	0- 0	AWAY	1- 0	1- 0	1- 0				
4- 0	0- 0	0- 0	NEUTRAL	2- 0	1- 0	1- 0				
9- 0	0- 0	0- 0	CONFERENCE	1- 0	2- 0	6- 0				
4- 0	0- 0	0- 0	HOME	0- 0	1- 0	3- 0				
5- 0	0- 0	0- 0	AWAY	1- 0	1- 0	3- 0				
0- 0	0- 0	0- 0	NEUTRAL	0- 0	0- 0	0- 0				

RPI 1-25				RPI 26-50				Team's RPI: 26				RPI 51-100				RPI 101+			
RPI	S	Opponent	Score	RPI	S	Opponent	Score	RPI	S	Opponent	Score	RPI	S	Opponent	Score	RPI	S	Opponent	Score
19	A	Princeton	53 67	42	H	Duke	78 56	60	H	UCF	72 50	106	N	Notre Dame	69 60				
20	H	LSU	63 74					67	N	South Dakota St.	71 70	109	A	Liberty	74 65				
								70	A	Temple	93 67	109	H	Liberty	64 57				
								80	N	South Fla.	81 77	139	A	Houston	57 45				
								96	A	North Florida	72 50	173	A	North Ala.	74 63				
												182	A	Jacksonville	81 68				
												224	H	Kennesaw St.	80 63				
												228	A	Stetson	89 47				
												256	N	Saint Francis (PA)	97 64				
												265	H	Lipscomb	82 56				
												283	A	FIU	100 54				
												330	H	NJIT	82 39				
												344	H	Central Conn. St.	94 60				
LAST 10 Division I																			
182	A	Jacksonville	81 68	96	A	North Florida	72 50												
109	A	Liberty	74 65	228	A	Stetson	89 47												
330	H	NJIT	82 39	109	H	Liberty	64 57												
224	H	Kennesaw St.	80 63	265	H	Lipscomb	82 56												
173	A	North Ala.	74 63	42	H	Duke	78 56												

Non-Div I Games: Webber Int'l 99 48 Fla. Memorial 91 47 Johnson & Wales (FL89 56

FGCU

Loss, Non-Conf, S Site, H Home A Away N Neutral

Average RPI Win:	302	WON-LOST	WINNING	LAST 10	STRENGTH OF	OPP. STRENGTH	TEAM	ADJ.	CONF.	ADJ CONF.
Average RPI Loss:	144	RECORD	PCT. RANK	GAMES	SCHEDULE	OF SCHEDULE	RPI	RPI	RPI	RPI
DIV. I ONLY	5- 16	300	2-8	150	240	283	283	13	13	
DIV. I NON-CONF.	3- 8	268	0	259	334	314	314	14	14	
TOTALS	RPI 1-25	RPI 26-50	W-L RECORDS	RPI 51-100	RPI 101-150	RPI 150+				
5- 16	0- 0	0- 3	OVERALL	0- 4	0- 2	5- 7				
2- 10	0- 0	0- 2	HOME	0- 3	0- 1	2- 4				
3- 6	0- 0	0- 1	AWAY	0- 1	0- 1	3- 3				
0- 0	0- 0	0- 0	NEUTRAL	0- 0	0- 0	0- 0				
3- 8	0- 0	0- 1	NON-CONFERENCE	0- 1	0- 1	3- 5				
1- 7	0- 0	0- 1	HOME	0- 1	0- 1	1- 4				
2- 1	0- 0	0- 0	AWAY	0- 0	0- 0	2- 1				
0- 0	0- 0	0- 0	NEUTRAL	0- 0	0- 0	0- 0				
2- 8	0- 0	0- 2	CONFERENCE	0- 3	0- 1	2- 2				
1- 3	0- 0	0- 1	HOME	0- 2	0- 0	1- 0				
1- 5	0- 0	0- 1	AWAY	0- 1	0- 1	1- 2				
0- 0	0- 0	0- 0	NEUTRAL	0- 0	0- 0	0- 0				

RPI 1-25			RPI 26-50			RPI 51-100			RPI 101+			Team's RPI: 283			
RPI	S	Opponent	Score	RPI	S	Opponent	Score	RPI	S	Opponent	Score	RPI	S	Opponent	Score
26	H	FGCU	54 100	29	H	Old Dominion	39 66	58	A	Middle Tenn.	56 72	110	A	UAB	58 71
29	H	Old Dominion	39 66	32	A	Western Ky.	51 71	71	H	Charlotte	50 64	146	H	Bethune-Cookman	60 65
32	A	Western Ky.	51 71					96	H	North Florida	49 64	182	A	Jacksonville	52 77
								98	H	Rice	47 68	195	H	Austin Peay	56 58
												208	H	Northern Ky.	45 67
												227	H	Brown	57 72
												236	A	UTEP	34 64
												257	H	North Texas	58 56
												258	A	Marshall	68 65
												281	H	Oakland	49 58
												302	A	UTSA	45 60
												321	A	N.C. Central	59 58
												328	A	Georgia St.	70 63
												347	H	Grambling	56 55
LAST 10 Division I															
32	A	Western Ky.	51 71	110	A	UAB	58 71	32	A	Western Ky.	51 71	110	A	UAB	58 71
258	A	Marshall	68 65	98	H	Rice	47 68	258	A	Marshall	68 65	98	H	Rice	47 68
71	H	Charlotte	50 64	257	H	North Texas	58 56	71	H	Charlotte	50 64	257	H	North Texas	58 56
29	H	Old Dominion	39 66	302	A	UTSA	45 60	29	H	Old Dominion	39 66	302	A	UTSA	45 60
58	A	Middle Tenn.	56 72	236	A	UTEP	34 64	58	A	Middle Tenn.	56 72	236	A	UTEP	34 64

Non-Div I Games:

FIU

■ Loss, 
 ■ Non-Conf, 
 ■ S Site, 
 ■ H Home 
 ■ A Away 
 N Neutral

## Fairfield

Through Games Of Feb. 5, 2020

Average RPI Win:	274	WON-LOST	WINNING	LAST 10	STRENGTH OF	OPP. STRENGTH	TEAM	ADJ.	CONF.	ADJ CONF.
Average RPI Loss:	129	RECORD	PCT. RANK	GAMES	SCHEDULE	OF SCHEDULE	RPI	RPI	RPI	RPI
DIV. I ONLY	10- 8	137	7-3	300	207	209	209	24	24	
DIV. I NON-CONF.	3- 6	235	0-1	301	127	299	299	25	25	
TOTALS	RPI 1-25	RPI 26-50	W-L RECORDS	RPI 51-100	RPI 101-150	RPI 150+				
10- 8	0- 0	0- 1	OVERALL	1- 3	0- 0	9- 4				
7- 2	0- 0	0- 0	HOME	1- 0	0- 0	6- 2				
3- 6	0- 0	0- 1	AWAY	0- 3	0- 0	3- 2				
0- 0	0- 0	0- 0	NEUTRAL	0- 0	0- 0	0- 0				
3- 6	0- 0	0- 1	NON-CONFERENCE	0- 2	0- 0	3- 3				
2- 2	0- 0	0- 0	HOME	0- 0	0- 0	2- 2				
1- 4	0- 0	0- 1	AWAY	0- 2	0- 0	1- 1				
0- 0	0- 0	0- 0	NEUTRAL	0- 0	0- 0	0- 0				
7- 2	0- 0	0- 0	CONFERENCE	1- 1	0- 0	6- 1				
5- 0	0- 0	0- 0	HOME	1- 0	0- 0	4- 0				
2- 2	0- 0	0- 0	AWAY	0- 1	0- 0	2- 1				
0- 0	0- 0	0- 0	NEUTRAL	0- 0	0- 0	0- 0				

RPI 1-25				RPI 26-50				RPI 51-100				RPI 101+				Team's RPI: 209	
RPI	S	Opponent	Score	RPI	S	Opponent	Score	RPI	S	Opponent	Score	RPI	S	Opponent	Score		
				49	A	St. John's (NY)	69 71	70	A	Temple	59 77	169	A	Quinnipiac	62 76		
								78	A	Seton Hall	44 74	169	H	Dartmouth	51 52		
								83	H	Marist	52 48	183	A	Rhode Island	41 74		
								86	A	Rider	52 60	215	H	Manhattan	87 47		
												227	H	Brown	44 58		
												237	A	Iona	52 40		
												279	H	Monmouth	49 38		
												292	H	Navy	66 52		
												307	A	Siena	65 35		
												312	H	Hofstra	73 64		
												334	A	LIU Brooklyn	53 51		
												337	H	Saint Peter's	67 48		
												343	H	Canisius	72 70		
LAST 10 Division I																	
				83	H	Marist	52 48	343	H	Canisius	72 70						
				86	A	Rider	52 60	337	H	Saint Peter's	67 48						
				169	A	Quinnipiac	62 76	279	H	Monmouth	49 38						
				215	H	Manhattan	87 47	307	A	Siena	65 35						
				237	A	Iona	52 40	227	H	Brown	44 58						

Non-Div I Games:

Fairfield

■ Loss, 
■ Non-Conf, 
■ S Site, 
■ H Home 
■ A Away 
N Neutral

Average RPI Win: 307		WON-LOST	WINNING	LAST 10	STRENGTH OF	OPP. STRENGTH	TEAM	ADJ.	CONF.	ADJ CONF.
Average RPI Loss: 247		RECORD	PCT. RANK	GAMES	SCHEDULE	OF SCHEDULE	RPI	RPI	RPI	RPI
DIV. I ONLY		8- 13	246	5-5	347	345	322	322	30	30
DIV. I NON-CONF.		3- 8	268	0	338	339	330	330	30	30
TOTALS		RPI 1-25	RPI 26-50	W-L RECORDS	RPI 51-100	RPI 101-150	RPI 150+			
8- 13	0- 0		0- 0	OVERALL	0- 0	0- 0	8- 13			
4- 6	0- 0		0- 0	HOME	0- 0	0- 0	4- 6			
4- 7	0- 0		0- 0	AWAY	0- 0	0- 0	4- 7			
0- 0	0- 0		0- 0	NEUTRAL	0- 0	0- 0	0- 0			
3- 8	0- 0		0- 0	NON-CONFERENCE	0- 0	0- 0	3- 8			
1- 4	0- 0		0- 0	HOME	0- 0	0- 0	1- 4			
2- 4	0- 0		0- 0	AWAY	0- 0	0- 0	2- 4			
0- 0	0- 0		0- 0	NEUTRAL	0- 0	0- 0	0- 0			
5- 5	0- 0		0- 0	CONFERENCE	0- 0	0- 0	5- 5			
3- 2	0- 0		0- 0	HOME	0- 0	0- 0	3- 2			
2- 3	0- 0		0- 0	AWAY	0- 0	0- 0	2- 3			
0- 0	0- 0		0- 0	NEUTRAL	0- 0	0- 0	0- 0			

RPI 1-25				RPI 26-50				RPI 51-100				RPI 101+ Team's RPI: 322			
RPI	S	Opponent	Score	RPI	S	Opponent	Score	RPI	S	Opponent	Score	RPI	S	Opponent	Score
												156	A	Lafayette	29 61
												189	H	Binghamton	48 60
												201	A	UMass Lowell	56 61
												206	A	Merrimack	51 62
												213	H	Mt. St. Mary's	61 69
												215	H	Manhattan	61 62
												256	H	Saint Francis (PA)	56 47
												266	A	Pittsburgh	60 69
												269	H	Loyola Maryland	46 75
												270	A	Howard	56 64
												286	A	Wagner	62 61
												288	A	Sacred Heart	53 68
												288	H	Sacred Heart	65 60
												289	H	Army West Point	68 70
												305	A	St. Francis Brooklyn	62 57
												307	H	Siena	67 58
												315	H	Bryant	45 57
												330	A	NJIT	68 59
												334	A	LIU Brooklyn	63 68
												337	A	Saint Peter's	77 71
												344	H	Central Conn. St.	66 47
EAST 10 Division I															
				286	A	Wagner	62 61	288	H	Sacred Heart	65 60				
				213	H	Mt. St. Mary's	61 69	334	A	LIU Brooklyn	63 68				
				206	A	Merrimack	51 62	256	H	Saint Francis (PA)	56 47				
				288	A	Sacred Heart	53 68	315	H	Bryant	45 57				
				344	H	Central Conn. St.	66 47	305	A	St. Francis Brooklyn	62 57				

Non-Div I Games:

Fairleigh Dickinson

■ Loss, ■ Non-Conf, S Site, H Home A Away N Neutral

Average RPI Win:	227	WON-LOST	WINNING	LAST 10	STRENGTH OF	OPP. STRENGTH	TEAM	ADJ.	CONF.	ADJ CONF.
Average RPI Loss:	117	RECORD	PCT. RANK	GAMES	SCHEDULE	OF SCHEDULE	RPI	RPI	RPI	RPI
DIV. I ONLY	9- 12	222	3-7	116	152	184	184	13	13	
DIV. I NON-CONF.	6- 5	151	0	206	200	189	189	14	14	
TOTALS	RPI 1-25	RPI 26-50	W-L RECORDS	RPI 51-100	RPI 101-150	RPI 150+				
9- 12	0- 1	0- 2	OVERALL	1- 2	0- 4	8- 3				
6- 5	0- 0	0- 1	HOME	1- 1	0- 2	5- 1				
3- 7	0- 1	0- 1	AWAY	0- 1	0- 2	3- 2				
0- 0	0- 0	0- 0	NEUTRAL	0- 0	0- 0	0- 0				
6- 5	0- 1	0- 0	NON-CONFERENCE	0- 0	0- 3	6- 1				
4- 3	0- 0	0- 0	HOME	0- 0	0- 2	4- 1				
2- 2	0- 1	0- 0	AWAY	0- 0	0- 1	2- 0				
0- 0	0- 0	0- 0	NEUTRAL	0- 0	0- 0	0- 0				
3- 7	0- 0	0- 2	CONFERENCE	1- 2	0- 1	2- 2				
2- 2	0- 0	0- 1	HOME	1- 1	0- 0	1- 0				
1- 5	0- 0	0- 1	AWAY	0- 1	0- 1	1- 2				
0- 0	0- 0	0- 0	NEUTRAL	0- 0	0- 0	0- 0				

RPI	S	Opponent	Score	RPI	S	Opponent	Score	RPI	S	Opponent	Score	RPI	S	Opponent	Score	Team's RPI: 184
12	A	Iowa	53 85	29	H	Old Dominion	63 75	58	A	Middle Tenn.	66 81	107	H	Kansas	60 90	
				32	A	Western Ky.	59 68	71	H	Charlotte	65 44	110	A	UAB	73 92	
								98	H	Rice	69 78	123	H	Harvard	51 65	
												145	A	Richmond	55 57	
												155	A	Western Mich.	80 79	
												167	A	Hampton	64 63	
												172	H	Little Rock	79 72	
												197	H	Furman	63 69	
												236	A	UTEP	65 96	
												257	H	North Texas	84 78	
												258	A	Marshall	75 85	
												269	H	Loyola Maryland	72 61	
												302	A	UTSA	80 53	
												307	H	Siena	83 39	
												344	H	Central Conn. St.	72 54	
LAST 10 Division I																
258	A	Marshall	75 85	58	A	Middle Tenn.	66 81									
32	A	Western Ky.	59 68	257	H	North Texas	84 78									
29	H	Old Dominion	63 75	98	H	Rice	69 78									
71	H	Charlotte	65 44	236	A	UTEP	65 96									
110	A	UAB	73 92	302	A	UTSA	80 53									

Non-Div I Games:

Average RPI Win:	217	WON-LOST	WINNING	LAST 10	STRENGTH OF	OPP. STRENGTH	TEAM	ADJ.	CONF.	ADJ CONF.
Average RPI Loss:	39	RECORD	PCT. RANK	GAMES	SCHEDULE	OF SCHEDULE	RPI	RPI	RPI	RPI
DIV. I ONLY	12- 10	148	4-6	92	73	119	119	4	4	
DIV. I NON-CONF.	9- 4	84	1-0	317	169	199	199	5	5	
TOTALS	RPI 1-25	RPI 26-50	W-L RECORDS	RPI 51-100	RPI 101-150	RPI 150+				
12- 10	1- 6	0- 2	OVERALL	1- 1	3- 1	7- 0				
7- 5	0- 4	0- 1	HOME	1- 0	2- 0	4- 0				
4- 4	1- 2	0- 1	AWAY	0- 0	1- 1	2- 0				
1- 1	0- 0	0- 0	NEUTRAL	0- 1	0- 0	1- 0				
9- 4	0- 2	0- 0	NON-CONFERENCE	0- 1	2- 1	7- 0				
6- 2	0- 2	0- 0	HOME	0- 0	2- 0	4- 0				
2- 1	0- 0	0- 0	AWAY	0- 0	0- 1	2- 0				
1- 1	0- 0	0- 0	NEUTRAL	0- 1	0- 0	1- 0				
3- 6	1- 4	0- 2	CONFERENCE	1- 0	1- 0	0- 0				
1- 3	0- 2	0- 1	HOME	1- 0	0- 0	0- 0				
2- 3	1- 2	0- 1	AWAY	0- 0	1- 0	0- 0				
0- 0	0- 0	0- 0	NEUTRAL	0- 0	0- 0	0- 0				

RPI 1-25				RPI 26-50				RPI 51-100				RPI 101+ Team's RPI: 119			
RPI	S	Opponent	Score	RPI	S	Opponent	Score	RPI	S	Opponent	Score	RPI	S	Opponent	Score
13	H	Indiana	49 73	40	A	Arkansas	57 79	92	N	Wake Forest	68 73	107	A	Kansas	66 76
14	A	Mississippi St.	47 93	44	H	Tennessee	50 78	97	H	Vanderbilt	68 60	108	H	Davidson	55 50
17	A	Texas A&M	42 69									117	A	Auburn	83 63
20	H	LSU	68 77									144	H	Samford	84 48
23	H	Florida St.	55 66									241	N	Xavier	67 64
24	A	Kentucky	70 62									246	H	Longwood	71 54
24	H	Kentucky	45 65									297	A	Prairie View	51 44
												310	H	Presbyterian	60 46
												332	H	Mercer	71 50
												346	H	Florida A&M	84 40
												347	A	Grambling	72 65
LAST 10 Division I															
24	A	Kentucky	70 62	24	H	Kentucky	45 65								
20	H	LSU	68 77	117	A	Auburn	83 63								
40	A	Arkansas	57 79	97	H	Vanderbilt	68 60								
17	A	Texas A&M	42 69	14	A	Mississippi St.	47 93								
44	H	Tennessee	50 78	108	H	Davidson	55 50								

Non-Div I Games:

Florida

■ Loss, 
■ Non-Conf, 
■ S Site, 
■ H Home 
■ A Away 
N Neutral



Average RPI Win:	346	WON-LOST	WINNING	LAST 10	STRENGTH OF	OPP. STRENGTH	TEAM	ADJ.	CONF.	ADJ CONF.
Average RPI Loss:	228	RECORD	PCT. RANK	GAMES	SCHEDULE	OF SCHEDULE	RPI	RPI	RPI	RPI
DIV. I ONLY	2- 16	336	2-8	324	351	346	346	29	29	
DIV. I NON-CONF.	0- 9	338	0-1	281	349	349	349	29	29	
TOTALS	RPI 1-25	RPI 26-50	W-L RECORDS	RPI 51-100	RPI 101-150	RPI 150+				
2- 16	0- 1	0- 0	OVERALL	0- 0	0- 4	2- 11				
1- 5	0- 0	0- 0	HOME	0- 0	0- 1	1- 4				
1- 11	0- 1	0- 0	AWAY	0- 0	0- 3	1- 7				
0- 0	0- 0	0- 0	NEUTRAL	0- 0	0- 0	0- 0				
0- 9	0- 1	0- 0	NON-CONFERENCE	0- 0	0- 2	0- 6				
0- 2	0- 0	0- 0	HOME	0- 0	0- 0	0- 2				
0- 7	0- 1	0- 0	AWAY	0- 0	0- 2	0- 4				
0- 0	0- 0	0- 0	NEUTRAL	0- 0	0- 0	0- 0				
2- 7	0- 0	0- 0	CONFERENCE	0- 0	0- 2	2- 5				
1- 3	0- 0	0- 0	HOME	0- 0	0- 1	1- 2				
1- 4	0- 0	0- 0	AWAY	0- 0	0- 1	1- 3				
0- 0	0- 0	0- 0	NEUTRAL	0- 0	0- 0	0- 0				

RPI 1-25				RPI 26-50				RPI 51-100				RPI 101+ Team's RPI: 346			
RPI	S	Opponent	Score	RPI	S	Opponent	Score	RPI	S	Opponent	Score	RPI	S	Opponent	Score
20	A	LSU	45 73									119	A	Florida	40 84
												131	A	N.C. A&T	44 71
												146	H	Bethune-Cookman	57 78
												148	A	Texas Tech	60 98
												174	A	Norfolk St.	51 59
												182	H	Jacksonville	54 88
												229	H	Morgan St.	47 59
												270	A	Howard	58 72
												280	H	Alabama A&M	53 77
												306	A	Jacksonville St.	67 72
												318	A	Alcorn	42 58
												321	A	N.C. Central	57 66
												321	H	N.C. Central	70 71
												335	A	USC Upstate	61 74
												342	H	Coppin St.	58 48
												350	A	South Carolina St.	44 39
												351	A	Mississippi Val.	70 71
LAST 10 Division I															
146	H	Bethune-Cookman	57 78	342	H	Coppin St.	58 48								
174	A	Norfolk St.	51 59	229	H	Morgan St.	47 59								
270	A	Howard	58 72	131	A	N.C. A&T	44 71								
321	H	N.C. Central	70 71	321	A	N.C. Central	57 66								
350	A	South Carolina St.	44 39	20	A	LSU	45 73								

Non-Div I Games: Johnson (FL) 102 40 Trinity Baptist 103 54

Florida A&amp;M

Loss, Non-Conf, S Site, H Home A Away N Neutral

Average RPI Win:	121	WON-LOST	WINNING	LAST 10	STRENGTH OF	OPP. STRENGTH	TEAM	ADJ.	CONF.	ADJ CONF.
Average RPI Loss:	70	RECORD	PCT. RANK	GAMES	SCHEDULE	OF SCHEDULE	RPI	RPI	RPI	RPI
DIV. I ONLY	18- 4	24	6-4	59	30	23	23	5	5	
DIV. I NON-CONF.	11- 0	1	0	96	37	9	9	3	3	
TOTALS	RPI 1-25	RPI 26-50	W-L RECORDS	RPI 51-100	RPI 101-150	RPI 150+				
18- 4	2- 1	3- 0	OVERALL	5- 2	3- 1	5- 0				
9- 2	0- 0	2- 0	HOME	3- 2	2- 0	2- 0				
7- 2	1- 1	0- 0	AWAY	2- 0	1- 1	3- 0				
2- 0	1- 0	1- 0	NEUTRAL	0- 0	0- 0	0- 0				
11- 0	2- 0	2- 0	NON-CONFERENCE	1- 0	3- 0	3- 0				
6- 0	0- 0	1- 0	HOME	1- 0	2- 0	2- 0				
3- 0	1- 0	0- 0	AWAY	0- 0	1- 0	1- 0				
2- 0	1- 0	1- 0	NEUTRAL	0- 0	0- 0	0- 0				
7- 4	0- 1	1- 0	CONFERENCE	4- 2	0- 1	2- 0				
3- 2	0- 0	1- 0	HOME	2- 2	0- 0	0- 0				
4- 2	0- 1	0- 0	AWAY	2- 0	0- 1	2- 0				
0- 0	0- 0	0- 0	NEUTRAL	0- 0	0- 0	0- 0				

RPI 1-25				Team's RPI: 23		RPI 26-50				RPI 51-100				RPI 101+					
RPI	S	Opponent	Score		RPI	S	Opponent	Score		RPI	S	Opponent	Score		RPI	S	Opponent	Score	
15	A	NC State	51	68	34	H	Virginia Tech	86	62	57	A	Miami (FL)	73	62	101	H	Michigan St.	78	68
17	N	Texas A&M	80	58	39	N	Michigan	79	69	57	H	Miami (FL)	79	61	115	A	Syracuse	89	90
20	A	LSU	70	62	49	H	St. John's (NY)	74	70	59	H	North Carolina	78	64	119	A	Florida	66	55
										61	H	Boston College	56	65	144	H	Samford	88	59
										87	H	Georgia Tech	52	67	175	A	Clemson	81	64
										92	A	Wake Forest	70	65	182	H	Jacksonville	75	41
										96	H	North Florida	70	41	266	A	Pittsburgh	66	41
															336	A	UIC	86	42
															341	H	Charleston So.	88	36
LAST 10 Division I																			
266	A	Pittsburgh	66	41	59	H	North Carolina	78	64										
61	H	Boston College	56	65	87	H	Georgia Tech	52	67										
57	H	Miami (FL)	79	61	57	A	Miami (FL)	73	62										
92	A	Wake Forest	70	65	115	A	Syracuse	89	90										
15	A	NC State	51	68	34	H	Virginia Tech	86	62										

Non-Div I Games:

Florida St.

Average RPI Win: <b>175</b>	WON-LOST	WINNING	LAST 10	STRENGTH OF	OPP. STRENGTH	TEAM	ADJ.	CONF.	ADJ CONF.
Average RPI Loss: <b>109</b>	RECORD	PCT. RANK	GAMES	SCHEDULE	OF SCHEDULE	RPI	RPI	RPI	RPI
DIV. I ONLY	<b>14- 8</b>	<b>95</b>	<b>7-3</b>	<b>151</b>	<b>97</b>	<b>105</b>	<b>105</b>	<b>12</b>	<b>12</b>
DIV. I NON-CONF.	<b>8- 5</b>	<b>117</b>	<b>1-0</b>	<b>152</b>	<b>89</b>	<b>119</b>	<b>119</b>	<b>12</b>	<b>12</b>
TOTALS	RPI 1-25	RPI 26-50	W-L RECORDS	RPI 51-100	RPI 101-150	RPI 150+			
14- 8	0- 0	0- 1	OVERALL	2- 3	5- 2	7- 2			
10- 2	0- 0	0- 0	HOME	1- 1	4- 1	5- 0			
3- 5	0- 0	0- 0	AWAY	1- 2	0- 1	2- 2			
1- 1	0- 0	0- 1	NEUTRAL	0- 0	1- 0	0- 0			
8- 5	0- 0	0- 1	NON-CONFERENCE	1- 1	4- 1	3- 2			
5- 2	0- 0	0- 0	HOME	0- 1	3- 1	2- 0			
2- 2	0- 0	0- 0	AWAY	1- 0	0- 0	1- 2			
1- 1	0- 0	0- 1	NEUTRAL	0- 0	1- 0	0- 0			
6- 3	0- 0	0- 0	CONFERENCE	1- 2	1- 1	4- 0			
5- 0	0- 0	0- 0	HOME	1- 0	1- 0	3- 0			
1- 3	0- 0	0- 0	AWAY	0- 2	0- 1	1- 0			
0- 0	0- 0	0- 0	NEUTRAL	0- 0	0- 0	0- 0			

RPI S	Opponent	Score	RPI S	Opponent	Score	RPI S	Opponent	Score	RPI S	Opponent	Score	Team's RPI: 105
			40 N	Arkansas	59 <b>71</b>	65 A	Dayton	44 <b>48</b>	106 H	Notre Dame	55 <b>60</b>	
						71 A	Charlotte	76 51	108 A	Davidson	62 <b>74</b>	
						89 H	Villanova	66 <b>73</b>	127 H	Northeastern	74 58	
						90 H	Saint Louis	66 54	134 N	Lehigh	59 57	
						99 A	VCU	52 <b>62</b>	139 H	Houston	63 54	
									143 H	George Washington	53 47	
									144 H	Samford	68 37	
									176 A	Columbia	51 <b>70</b>	
									183 H	Rhode Island	60 50	
									188 A	Penn St.	59 <b>72</b>	
									202 H	La Salle	62 45	
									215 A	Manhattan	51 45	
									221 A	George Mason	66 54	
									240 H	Georgetown	67 54	
									244 H	Southern U.	65 52	
									294 H	St. Bonaventure	79 53	
LAST 10 Division I												
			183 H	Rhode Island	60 50	221 A	George Mason	66 54				
			202 H	La Salle	62 45	143 H	George Washington	53 47				
			99 A	VCU	52 <b>62</b>	108 A	Davidson	62 <b>74</b>				
			65 A	Dayton	44 <b>48</b>	294 H	St. Bonaventure	79 53				
			90 H	Saint Louis	66 54	139 H	Houston	63 54				

Non-Div I Games:

Fordham

■ Loss, 
 ■ Non-Conf, S Site, 
 ■ Home 
 ■ Away 
 N Neutral

Average RPI Win:	217	WON-LOST	WINNING	LAST 10	STRENGTH OF	OPP. STRENGTH	TEAM	ADJ.	CONF.	ADJ CONF.
Average RPI Loss:	109	RECORD	PCT. RANK	GAMES	SCHEDULE	OF SCHEDULE	RPI	RPI	RPI	RPI
DIV. I ONLY	17- 4	30	10-0	208	163	66	66	17	17	
DIV. I NON-CONF.	5- 4	140	0	208	117	141	141	23	23	
TOTALS	RPI 1-25	RPI 26-50	W-L RECORDS	RPI 51-100	RPI 101-150	RPI 150+				
17- 4	0- 0	0- 1	OVERALL	1- 1	1- 0	15- 2				
8- 1	0- 0	0- 0	HOME	0- 1	0- 0	8- 0				
8- 2	0- 0	0- 0	AWAY	1- 0	1- 0	6- 2				
1- 1	0- 0	0- 1	NEUTRAL	0- 0	0- 0	1- 0				
5- 4	0- 0	0- 1	NON-CONFERENCE	0- 1	0- 0	5- 2				
2- 1	0- 0	0- 0	HOME	0- 1	0- 0	2- 0				
2- 2	0- 0	0- 0	AWAY	0- 0	0- 0	2- 2				
1- 1	0- 0	0- 1	NEUTRAL	0- 0	0- 0	1- 0				
12- 0	0- 0	0- 0	CONFERENCE	1- 0	1- 0	10- 0				
6- 0	0- 0	0- 0	HOME	0- 0	0- 0	6- 0				
6- 0	0- 0	0- 0	AWAY	1- 0	1- 0	4- 0				
0- 0	0- 0	0- 0	NEUTRAL	0- 0	0- 0	0- 0				

RPI 1-25				RPI 26-50				RPI 51-100				Team's RPI: 66		RPI 101+			
RPI	S	Opponent	Score	RPI	S	Opponent	Score	RPI	S	Opponent	Score			RPI	S	Opponent	Score
				36	N	Yale	67 87	64	H	BYU	65 71			136	A	San Jose St.	85 76
								95	A	Boise St.	85 80			154	A	Portland	64 75
														157	H	Northern Ariz.	83 66
														162	H	UC Davis	73 65
														180	A	Santa Clara	66 90
														185	H	Wyoming	89 59
														186	A	Montana	76 63
														191	A	UNLV	72 66
														204	A	New Mexico	84 78
														204	H	New Mexico	84 81
														238	A	San Diego St.	65 60
														238	H	San Diego St.	79 54
														240	N	Georgetown	82 69
														263	A	Colorado St.	79 61
														263	H	Colorado St.	55 53
														296	H	Utah St.	76 64
														314	A	Cal Poly	79 52
														317	H	Air Force	61 52
LAST 10 Division I																	
				263	A	Colorado St.	79 61					185	H	Wyoming		89 59	
				204	A	New Mexico	84 78					238	A	San Diego St.		65 60	
				317	H	Air Force	61 52					204	H	New Mexico		84 81	
				95	A	Boise St.	85 80					136	A	San Jose St.		85 76	
				263	H	Colorado St.	55 53					238	H	San Diego St.		79 54	

Non-Div I Games: La Verne 111 56 UC Merced 92 26

Fresno St.

Average RPI Win:	241	WON-LOST	WINNING	LAST 10	STRENGTH OF	OPP. STRENGTH	TEAM	ADJ.	CONF.	ADJ CONF.
Average RPI Loss:	150	RECORD	PCT. RANK	GAMES	SCHEDULE	OF SCHEDULE	RPI	RPI	RPI	RPI
DIV. I ONLY	11- 8	122	6-4	325	122	197	197	25	25	
DIV. I NON-CONF.	7- 5	131	2-1	258	56	136	136	24	24	
TOTALS	RPI 1-25	RPI 26-50	W-L RECORDS	RPI 51-100	RPI 101-150	RPI 150+				
11- 8	0- 0	0- 0	OVERALL	0- 3	2- 0	9- 5				
6- 2	0- 0	0- 0	HOME	0- 0	1- 0	5- 2				
4- 6	0- 0	0- 0	AWAY	0- 3	1- 0	3- 3				
1- 0	0- 0	0- 0	NEUTRAL	0- 0	0- 0	1- 0				
7- 5	0- 0	0- 0	NON-CONFERENCE	0- 3	1- 0	6- 2				
3- 1	0- 0	0- 0	HOME	0- 0	0- 0	3- 1				
3- 4	0- 0	0- 0	AWAY	0- 3	1- 0	2- 1				
1- 0	0- 0	0- 0	NEUTRAL	0- 0	0- 0	1- 0				
4- 3	0- 0	0- 0	CONFERENCE	0- 0	1- 0	3- 3				
3- 1	0- 0	0- 0	HOME	0- 0	1- 0	2- 1				
1- 2	0- 0	0- 0	AWAY	0- 0	0- 0	1- 2				
0- 0	0- 0	0- 0	NEUTRAL	0- 0	0- 0	0- 0				

RPI 1-25			RPI 26-50			RPI 51-100			RPI 101+ Team's RPI: 197		
RPI	S	Opponent	Score	RPI	S	Opponent	Score	RPI	S	Opponent	Score
								144	H	Samford	77 69
								145	A	Richmond	70 69
								151	H	UNC Greensboro	53 59
								152	H	Elon	76 87
								167	H	Hampton	70 65
								175	A	Clemson	71 77
								184	A	Fla. Atlantic	69 63
								212	N	Saint Joseph's	63 48
								218	A	Chattanooga	52 60
								243	A	Gardner-Webb	72 67
								260	A	ETSU	81 62
								271	A	Wofford	62 66
								295	H	Ga. Southern	78 63
								328	H	Georgia St.	62 55
								332	H	Mercer	62 49
								339	H	Western Caro.	69 53
LAST 10 Division I											
271	A	Wofford	62 66	144	H	Samford	77 69				
339	H	Western Caro.	69 53	332	H	Mercer	62 49				
151	H	UNC Greensboro	53 59	152	H	Elon	76 87				
218	A	Chattanooga	52 60	212	N	Saint Joseph's	63 48				
260	A	ETSU	81 62	184	A	Fla. Atlantic	69 63				

Non-Div I Games: North Greenville 88 51 Newberry 62 43 UNKNOWN 88 24

Furman

Loss, Non-Conf, S Site, H Home A Away N Neutral

Average RPI Win:	277	WON-LOST	WINNING	LAST 10	STRENGTH OF	OPP. STRENGTH	TEAM	ADJ.	CONF.	ADJ CONF.
Average RPI Loss:	195	RECORD	PCT. RANK	GAMES	SCHEDULE	OF SCHEDULE	RPI	RPI	RPI	RPI
DIV. I ONLY	6- 14	277	3-7	254	329	295	295	21	21	
DIV. I NON-CONF.	3- 8	268	0-1	252	338	287	287	21	21	
TOTALS	RPI 1-25	RPI 26-50	W-L RECORDS	RPI 51-100	RPI 101-150	RPI 150+				
6- 14	0- 0	0- 0	OVERALL	0- 1	0- 4	6- 9				
3- 4	0- 0	0- 0	HOME	0- 1	0- 0	3- 3				
2- 9	0- 0	0- 0	AWAY	0- 0	0- 3	2- 6				
1- 1	0- 0	0- 0	NEUTRAL	0- 0	0- 1	1- 0				
3- 8	0- 0	0- 0	NON-CONFERENCE	0- 0	0- 3	3- 5				
0- 2	0- 0	0- 0	HOME	0- 0	0- 0	0- 2				
2- 5	0- 0	0- 0	AWAY	0- 0	0- 2	2- 3				
1- 1	0- 0	0- 0	NEUTRAL	0- 0	0- 1	1- 0				
3- 6	0- 0	0- 0	CONFERENCE	0- 1	0- 1	3- 4				
3- 2	0- 0	0- 0	HOME	0- 1	0- 0	3- 1				
0- 4	0- 0	0- 0	AWAY	0- 0	0- 1	0- 3				
0- 0	0- 0	0- 0	NEUTRAL	0- 0	0- 0	0- 0				

RPI S	Opponent	Score	RPI S	Opponent	Score	RPI S	Opponent	Score	RPI S	Opponent	Score	Team's RPI: 295
						75	H Troy	69 79	120	N Kent St.	48 62	
									121	A Coastal Caro.	59 66	
									141	A Tulane	40 56	
									146	A Bethune-Cookman	57 75	
									153	H Louisiana	83 67	
									172	A Little Rock	46 58	
									197	A Furman	63 78	
									200	H North Dakota	56 69	
									203	A Arkansas St.	62 69	
									224	H Kennesaw St.	69 95	
									251	H South Alabama	65 71	
									261	A Winthrop	91 47	
									271	A Wofford	70 57	
									275	A Ole Miss	66 69	
									277	A Appalachian St.	75 83	
									305	N St. Francis Brooklyn	78 47	
									328	H Georgia St.	81 56	
									332	A Mercer	52 62	
									345	H La.-Monroe	64 47	
LAST 10 Division I												
277	A	Appalachian St.	75	83	203	A	Arkansas St.	62	69			
121	A	Coastal Caro.	59	66	172	A	Little Rock	46	58			
328	H	Georgia St.	81	56	153	H	Louisiana	83	67			
251	H	South Alabama	65	71	345	H	La.-Monroe	64	47			
75	H	Troy	69	79	141	A	Tulane	40	56			

Non-Div I Games:

Ga. Southern

■ Loss, 
 ■ Non-Conf, 
 ■ S Site, 
 ■ H Home 
 ■ A Away 
 N Neutral

Average RPI Win: 287				Through Games of Feb. 27, 1918													
WON-LOST		WINNING		LAST 10		STRENGTH OF		OPP. STRENGTH		TEAM		ADJ.		CONF.		ADJ CONF.	
RECORD		PCT. RANK		GAMES		SCHEDULE		OF SCHEDULE		RPI		RPI		RPI		RPI	
DIV. I ONLY		11- 10		169		5-5		317		299		243		243		26	
DIV. I NON-CONF.		5- 4		140		0		271		208		183		183		27	
TOTALS		RPI 1-25		RPI 26-50		W-L RECORDS		RPI 51-100		RPI 101-150		RPI 150+					
11- 10		0- 0		0- 1		OVERALL		0- 2		0- 1		11- 6					
7- 3		0- 0		0- 0		HOME		0- 0		0- 0		7- 3					
4- 7		0- 0		0- 1		AWAY		0- 2		0- 1		4- 3					
0- 0		0- 0		0- 0		NEUTRAL		0- 0		0- 0		0- 0					
5- 4		0- 0		0- 1		NON-CONFERENCE		0- 2		0- 0		5- 1					
3- 1		0- 0		0- 0		HOME		0- 0		0- 0		3- 1					
2- 3		0- 0		0- 1		AWAY		0- 2		0- 0		2- 0					
0- 0		0- 0		0- 0		NEUTRAL		0- 0		0- 0		0- 0					
6- 6		0- 0		0- 0		CONFERENCE		0- 0		0- 1		6- 5					
4- 2		0- 0		0- 0		HOME		0- 0		0- 0		4- 2					
2- 4		0- 0		0- 0		AWAY		0- 0		0- 1		2- 3					
0- 0		0- 0		0- 0		NEUTRAL		0- 0		0- 0		0- 0					

RPI 1-25				RPI 26-50				RPI 51-100				RPI 101+				Team's RPI: 243	
RPI	S	Opponent	Score	RPI	S	Opponent	Score	RPI	S	Opponent	Score	RPI	S	Opponent	Score		
				34	A	Virginia Tech	65 87	71	A	Charlotte	49 74	130	A	Campbell	44 48		
								77	A	Georgia	56 84	167	A	Hampton	58 63		
												196	H	High Point	70 57		
												197	H	Furman	67 72		
												210	H	Delaware	67 65		
												219	A	Radford	51 65		
												219	H	Radford	73 84		
												246	A	Longwood	70 80		
												253	A	UNC Asheville	65 59		
												261	H	Winthrop	71 59		
												271	H	Wofford	67 53		
												277	A	Appalachian St.	67 56		
												310	H	Presbyterian	53 56		
												332	A	Mercer	65 62		
												335	H	USC Upstate	63 53		
												339	H	Western Caro.	88 62		
												341	A	Charleston So.	79 52		
												341	H	Charleston So.	67 45		
LAST 10 Division I																	
				219	A	Radford	51 65	335	H	USC Upstate	63 53						
				341	H	Charleston So.	67 45	310	H	Presbyterian	53 56						
				196	H	High Point	70 57	130	A	Campbell	44 48						
				219	H	Radford	73 84	261	H	Winthrop	71 59						
				253	A	UNC Asheville	65 59	167	A	Hampton	58 63						

Non-Div I Games:

Gardner-Webb

Loss, Non-Conf, S Site, H Home A Away N Neutral

Average RPI Win: <b>218</b>	WON-LOST	WINNING	LAST 10	STRENGTH OF	OPP. STRENGTH	TEAM	ADJ.	CONF.	ADJ CONF.
Average RPI Loss: <b>144</b>	RECORD	PCT. RANK	GAMES	SCHEDULE	OF SCHEDULE	RPI	RPI	RPI	RPI
DIV. I ONLY	8- 15	264	2-8	128	200	221	221	12	12
DIV. I NON-CONF.	6- 7	182	0	153	287	182	182	12	12
TOTALS	RPI 1-25	RPI 26-50	W-L RECORDS	RPI 51-100	RPI 101-150	RPI 150+			
8- 15	0- 0	0- 1	OVERALL	0- 5	2- 3	6- 6			
4- 7	0- 0	0- 1	HOME	0- 2	2- 2	2- 2			
4- 7	0- 0	0- 0	AWAY	0- 2	0- 1	4- 4			
0- 1	0- 0	0- 0	NEUTRAL	0- 1	0- 0	0- 0			
6- 7	0- 0	0- 1	NON-CONFERENCE	0- 2	0- 1	6- 3			
2- 4	0- 0	0- 1	HOME	0- 1	0- 0	2- 2			
4- 2	0- 0	0- 0	AWAY	0- 0	0- 1	4- 1			
0- 1	0- 0	0- 0	NEUTRAL	0- 1	0- 0	0- 0			
2- 8	0- 0	0- 0	CONFERENCE	0- 3	2- 2	0- 3			
2- 3	0- 0	0- 0	HOME	0- 1	2- 2	0- 0			
0- 5	0- 0	0- 0	AWAY	0- 2	0- 0	0- 3			
0- 0	0- 0	0- 0	NEUTRAL	0- 0	0- 0	0- 0			

RPI 1-25				RPI 26-50				RPI 51-100				RPI 101+				Team's RPI: 221	
RPI	S	Opponent	Score	RPI	S	Opponent	Score	RPI	S	Opponent	Score	RPI	S	Opponent	Score		
				34	H	Virginia Tech	58 77	52	N	Bradley	59 61	105	H	Fordham	54 66		
								65	A	Dayton	55 59	108	H	Davidson	69 76		
								73	H	Bucknell	51 64	121	A	Coastal Caro.	59 74		
								99	H	VCU	63 82	142	H	Massachusetts	73 56		
								100	A	Duquesne	63 84	143	H	George Washington	70 60		
												181	H	American	73 55		
												183	A	Rhode Island	42 47		
												188	A	Penn St.	78 68		
												202	A	La Salle	65 77		
												210	A	Delaware	44 63		
												223	A	SMU	59 58		
												245	A	Col. of Charleston	72 61		
												247	H	UMKC	58 64		
												270	H	Howard	75 86		
												292	A	Navy	67 58		
												294	A	St. Bonaventure	47 62		
												329	H	Detroit Mercy	75 62		
LAST 10 Division I																	
				142	H	Massachusetts	73 56	105	H	Fordham	54 66						
				183	A	Rhode Island	42 47	108	H	Davidson	69 76						
				202	A	La Salle	65 77	294	A	St. Bonaventure	47 62						
				99	H	VCU	63 82	65	A	Dayton	55 59						
				100	A	Duquesne	63 84	143	H	George Washington	70 60						

Non-Div I Games:

George Mason

■ Loss, 
■ Non-Conf, 
■ S Site, 
■ H Home 
■ A Away 
N Neutral



Average RPI Win:	186	WON-LOST	WINNING	LAST 10	STRENGTH OF	OPP. STRENGTH	TEAM	ADJ.	CONF.	ADJ CONF.
Average RPI Loss:	97	RECORD	PCT. RANK	GAMES	SCHEDULE	OF SCHEDULE	RPI	RPI	RPI	RPI
DIV. I ONLY	9- 12	222	3-7	72	110	143	143	12	12	
DIV. I NON-CONF.	6- 7	182	0-2	93	75	126	126	12	12	
TOTALS	RPI 1-25	RPI 26-50	W-L RECORDS	RPI 51-100	RPI 101-150	RPI 150+				
9- 12	0- 2	0- 1	OVERALL	2- 3	1- 4	6- 2				
4- 6	0- 1	0- 1	HOME	1- 3	1- 1	2- 0				
5- 6	0- 1	0- 0	AWAY	1- 0	0- 3	4- 2				
0- 0	0- 0	0- 0	NEUTRAL	0- 0	0- 0	0- 0				
6- 7	0- 2	0- 1	NON-CONFERENCE	1- 1	0- 2	5- 1				
2- 4	0- 1	0- 1	HOME	0- 1	0- 1	2- 0				
4- 3	0- 1	0- 0	AWAY	1- 0	0- 1	3- 1				
0- 0	0- 0	0- 0	NEUTRAL	0- 0	0- 0	0- 0				
3- 5	0- 0	0- 0	CONFERENCE	1- 2	1- 2	1- 1				
2- 2	0- 0	0- 0	HOME	1- 2	1- 0	0- 0				
1- 3	0- 0	0- 0	AWAY	0- 0	0- 2	1- 1				
0- 0	0- 0	0- 0	NEUTRAL	0- 0	0- 0	0- 0				

RPI	S	Opponent	Score	RPI	S	Opponent	Score	RPI	S	Opponent	Score	RPI	S	Opponent	Score	Team's RPI: 143
9	A	Maryland	54 88	43	H	James Madison	50 69	54	H	Minnesota	50 83	105	A	Fordham	47 53	
19	H	Princeton	50 75					65	H	Dayton	50 66	108	A	Davidson	55 62	
								89	A	Villanova	68 56	134	A	Lehigh	53 59	
								90	H	Saint Louis	45 59	140	H	William & Mary	51 63	
								100	H	Duquesne	65 60	142	H	Massachusetts	50 47	
												168	A	Memphis	64 63	
												169	A	Quinnipiac	78 67	
												181	A	American	53 66	
												210	A	Delaware	63 49	
												212	A	Saint Joseph's	56 50	
												221	A	George Mason	60 70	
												240	H	Georgetown	52 49	
												342	H	Coppin St.	54 35	
LAST 10 Division I																
90	H	Saint Louis	45 59	105	A	Fordham	47 53									
212	A	Saint Joseph's	56 50	100	H	Duquesne	65 60									
142	H	Massachusetts	50 47	221	A	George Mason	60 70									
65	H	Dayton	50 66	140	H	William & Mary	51 63									
108	A	Davidson	55 62	181	A	American	53 66									

Non-Div I Games:

George Washington

Average RPI Win:	248	WON-LOST	WINNING	LAST 10	STRENGTH OF	OPP. STRENGTH	TEAM	ADJ.	CONF.	ADJ CONF.
Average RPI Loss:	91	RECORD	PCT. RANK	GAMES	SCHEDULE	OF SCHEDULE	RPI	RPI	RPI	RPI
DIV. I ONLY	4- 18	318	1-9	81	83	240	240	6	6	
DIV. I NON-CONF.	3- 8	268	0	146	194	219	219	6	6	
TOTALS	RPI 1-25	RPI 26-50	W-L RECORDS	RPI 51-100	RPI 101-150	RPI 150+				
4- 18	0- 1	0- 5	OVERALL	0- 6	1- 4	3- 2				
1- 8	0- 0	0- 3	HOME	0- 3	1- 1	0- 1				
3- 9	0- 1	0- 2	AWAY	0- 2	0- 3	3- 1				
0- 1	0- 0	0- 0	NEUTRAL	0- 1	0- 0	0- 0				
3- 8	0- 0	0- 1	NON-CONFERENCE	0- 2	0- 4	3- 1				
0- 3	0- 0	0- 1	HOME	0- 1	0- 1	0- 0				
3- 4	0- 0	0- 0	AWAY	0- 0	0- 3	3- 1				
0- 1	0- 0	0- 0	NEUTRAL	0- 1	0- 0	0- 0				
1- 10	0- 1	0- 4	CONFERENCE	0- 4	1- 0	0- 1				
1- 5	0- 0	0- 2	HOME	0- 2	1- 0	0- 1				
0- 5	0- 1	0- 2	AWAY	0- 2	0- 0	0- 0				
0- 0	0- 0	0- 0	NEUTRAL	0- 0	0- 0	0- 0				

RPI 1-25				RPI 26-50				RPI 51-100				RPI 101+ Team's RPI: 240			
RPI	S	Opponent	Score	RPI	S	Opponent	Score	RPI	S	Opponent	Score	RPI	S	Opponent	Score
21	A	DePaul	66 92	31	H	Creighton	56 65	66	N	Fresno St.	69 82	105	A	Fordham	54 67
				35	A	Marquette	51 73	78	A	Seton Hall	60 79	108	A	Davidson	52 66
				43	H	James Madison	59 66	78	H	Seton Hall	47 61	133	H	Providence	62 53
				49	A	St. John's (NY)	54 71	86	H	Rider	64 65	143	A	George Washington	49 52
				49	H	St. John's (NY)	68 74	89	A	Villanova	53 74	145	H	Richmond	49 51
								94	H	Butler	46 47	176	A	Columbia	49 54
												241	H	Xavier	64 85
												266	A	Pittsburgh	66 56
												267	A	LMU (CA)	64 53
												326	A	UMES	57 39
LAST 10 Division I															
				49	H	St. John's (NY)	68 74	94	H	Butler	46 47				
				78	H	Seton Hall	47 61	241	H	Xavier	64 85				
				21	A	DePaul	66 92	78	A	Seton Hall	60 79				
				35	A	Marquette	51 73	49	A	St. John's (NY)	54 71				
				89	A	Villanova	53 74	133	H	Providence	62 53				

Non-Div I Games:

Georgetown

■ Loss, 
 ■ Non-Conf, 
 S Site, 
 ■ Home 
 ■ Away 
 N Neutral

Average RPI Win: 191		WON-LOST	WINNING	LAST 10	STRENGTH OF	OPP. STRENGTH	TEAM	ADJ.	CONF.	ADJ CONF.
Average RPI Loss: 38		RECORD	PCT. RANK	GAMES	SCHEDULE	OF SCHEDULE	RPI	RPI	RPI	RPI
DIV. I ONLY		12- 10	148	4-6	11	86	77	77	4	4
DIV. I NON-CONF.		9- 4	84	1-0	63	216	92	92	5	5
TOTALS		RPI 1-25	RPI 26-50	W-L RECORDS		RPI 51-100	RPI 101-150	RPI 150+		
12- 10	0- 6	2- 1		OVERALL		1- 3	2- 0	7- 0		
8- 6	0- 3	0- 0		HOME		0- 3	2- 0	6- 0		
2- 4	0- 3	1- 1		AWAY		0- 0	0- 0	1- 0		
2- 0	0- 0	1- 0		NEUTRAL		1- 0	0- 0	0- 0		
9- 4	0- 2	1- 0		NON-CONFERENCE		1- 2	1- 0	6- 0		
7- 3	0- 1	0- 0		HOME		0- 2	1- 0	6- 0		
0- 1	0- 1	0- 0		AWAY		0- 0	0- 0	0- 0		
2- 0	0- 0	1- 0		NEUTRAL		1- 0	0- 0	0- 0		
3- 6	0- 4	1- 1		CONFERENCE		0- 1	1- 0	1- 0		
1- 3	0- 2	0- 0		HOME		0- 1	1- 0	0- 0		
2- 3	0- 2	1- 1		AWAY		0- 0	0- 0	1- 0		
0- 0	0- 0	0- 0		NEUTRAL		0- 0	0- 0	0- 0		

RPI	S	Opponent	Score	RPI	S	Opponent	Score	RPI	S	Opponent	Score	RPI	S	Opponent	Score
2	H	South Carolina	53 88	34	N	Virginia Tech	77 72	87	H	Georgia Tech	40 73	117	H	Auburn	61 50
5	H	UCLA	50 59	40	A	Arkansas	64 55	89	H	Villanova	58 63	131	H	N.C. A&T	72 54
7	A	Baylor	38 72	44	A	Tennessee	56 73	94	N	Butler	69 36	197	H	Furman	77 48
14	A	Mississippi St.	53 67					97	H	Vanderbilt	55 63	224	H	Kennesaw St.	80 65
14	H	Mississippi St.	66 73									243	H	Gardner-Webb	84 56
17	A	Texas A&M	63 64									267	H	East Carolina	67 50
												275	A	Ole Miss	58 51
												332	H	Mercer	76 60
												335	H	USC Upstate	67 53
LAST 10 Division I															
14	A	Mississippi St.	53 67	44	A	Tennessee	56 73								
17	A	Texas A&M	63 64	97	H	Vanderbilt	55 63								
2	H	South Carolina	53 88	14	H	Mississippi St.	66 73								
40	A	Arkansas	64 55	275	A	Ole Miss	58 51								
117	H	Auburn	61 50	267	H	East Carolina	67 50								

Non-Div I Games:

Georgia

Average RPI Win:	336	WON-LOST	WINNING	LAST 10	STRENGTH OF	OPP. STRENGTH	TEAM	ADJ.	CONF.	ADJ CONF.
Average RPI Loss:	186	RECORD	PCT. RANK	GAMES	SCHEDULE	OF SCHEDULE	RPI	RPI	RPI	RPI
DIV. I ONLY	4- 16	314	2-8	253	323	328	328	21	21	
DIV. I NON-CONF.	3- 8	268	1-0	251	330	319	319	21	21	
TOTALS	RPI 1-25	RPI 26-50	W-L RECORDS	RPI 51-100	RPI 101-150	RPI 150+				
4- 16	0- 1	0- 0	OVERALL	0- 2	0- 1	4- 12				
3- 7	0- 1	0- 0	HOME	0- 1	0- 0	3- 5				
0- 9	0- 0	0- 0	AWAY	0- 1	0- 1	0- 7				
1- 0	0- 0	0- 0	NEUTRAL	0- 0	0- 0	1- 0				
3- 8	0- 1	0- 0	NON-CONFERENCE	0- 1	0- 0	3- 6				
2- 4	0- 1	0- 0	HOME	0- 0	0- 0	2- 3				
0- 4	0- 0	0- 0	AWAY	0- 1	0- 0	0- 3				
1- 0	0- 0	0- 0	NEUTRAL	0- 0	0- 0	1- 0				
1- 8	0- 0	0- 0	CONFERENCE	0- 1	0- 1	1- 6				
1- 3	0- 0	0- 0	HOME	0- 1	0- 0	1- 2				
0- 5	0- 0	0- 0	AWAY	0- 0	0- 1	0- 4				
0- 0	0- 0	0- 0	NEUTRAL	0- 0	0- 0	0- 0				

RPI 1-25				RPI 26-50				RPI 51-100				RPI 101+ Team's RPI: 328			
RPI	S	Opponent	Score	RPI	S	Opponent	Score	RPI	S	Opponent	Score	RPI	S	Opponent	Score
9	H	Maryland	41 114					75	H	Troy	57 71	121	A	Coastal Caro.	45 87
								87	A	Georgia Tech	28 69	151	A	UNC Greensboro	49 64
												153	H	Louisiana	65 75
												172	A	Little Rock	46 66
												179	H	Toledo	48 74
												197	A	Furman	55 62
												203	A	Arkansas St.	68 70
												236	A	UTEP	68 71
												251	H	South Alabama	64 81
												277	A	Appalachian St.	37 65
												280	H	Alabama A&M	52 67
												283	H	FIU	63 70
												295	A	Ga. Southern	56 81
												320	N	New Mexico St.	59 51
												327	H	SIUE	74 73
												345	H	La.-Monroe	68 52
												350	H	South Carolina St.	77 52
LAST 10 Division I															
121	A	Coastal Caro.	45 87	172	A	Little Rock	46 66								
277	A	Appalachian St.	37 65	203	A	Arkansas St.	68 70								
295	A	Ga. Southern	56 81	345	H	La.-Monroe	68 52								
75	H	Troy	57 71	153	H	Louisiana	65 75								
251	H	South Alabama	64 81	327	H	SIUE	74 73								

Non-Div I Games:

Georgia St.

■ Loss, 
■ Non-Conf, 
■ S Site, 
■ H Home 
■ A Away 
N Neutral

Average RPI Win:	149	WON-LOST	WINNING	LAST 10	STRENGTH OF	OPP. STRENGTH	TEAM	ADJ.	CONF.	ADJ CONF.
Average RPI Loss:	60	RECORD	PCT. RANK	GAMES	SCHEDULE	OF SCHEDULE	RPI	RPI	RPI	RPI
DIV. I ONLY	14- 8	95	4-6	126	11	87	87	5	5	
DIV. I NON-CONF.	9- 2	38	0	154	92	55	55	3	3	
TOTALS	RPI 1-25	RPI 26-50	W-L RECORDS	RPI 51-100	RPI 101-150	RPI 150+				
14- 8	1- 1	1- 2	OVERALL	4- 4	3- 1	5- 0				
8- 3	0- 0	1- 0	HOME	1- 2	2- 1	4- 0				
4- 3	1- 0	0- 1	AWAY	1- 2	1- 0	1- 0				
2- 2	0- 1	0- 1	NEUTRAL	2- 0	0- 0	0- 0				
9- 2	0- 1	0- 1	NON-CONFERENCE	3- 0	2- 0	4- 0				
5- 0	0- 0	0- 0	HOME	0- 0	2- 0	3- 0				
2- 0	0- 0	0- 0	AWAY	1- 0	0- 0	1- 0				
2- 2	0- 1	0- 1	NEUTRAL	2- 0	0- 0	0- 0				
5- 6	1- 0	1- 1	CONFERENCE	1- 4	1- 1	1- 0				
3- 3	0- 0	1- 0	HOME	1- 2	0- 1	1- 0				
2- 3	1- 0	0- 1	AWAY	0- 2	1- 0	0- 0				
0- 0	0- 0	0- 0	NEUTRAL	0- 0	0- 0	0- 0				

RPI 1-25				RPI 26-50				RPI 51-100				Team's RPI: 87	RPI 101+			
RPI	S	Opponent	Score	RPI	S	Opponent	Score	RPI	S	Opponent	Score		RPI	S	Opponent	Score
17	N	Texas A&M	48 60	42	A	Duke	46 58	57	A	Miami (FL)	49 54		106	H	Notre Dame	51 59
23	A	Florida St.	67 52	45	H	Virginia	61 51	57	H	Miami (FL)	61 54		113	H	Wisconsin	60 41
				46	N	Rutgers	43 46	59	H	North Carolina	60 67		115	A	Syracuse	82 64
								61	H	Boston College	48 55		139	H	Houston	69 38
								77	A	Georgia	73 40		175	H	Clemson	49 47
								78	N	Seton Hall	79 54		224	A	Kennesaw St.	63 47
								92	A	Wake Forest	60 65		260	H	ETSU	87 48
								98	N	Rice	54 52		328	H	Georgia St.	69 28
													347	H	Grambling	89 42
LAST 10 Division I																
				106	H	Notre Dame	51 59						115	A	Syracuse	82 64
				57	A	Miami (FL)	49 54						175	H	Clemson	49 47
				42	A	Duke	46 58						23	A	Florida St.	67 52
				59	H	North Carolina	60 67						92	A	Wake Forest	60 65
				61	H	Boston College	48 55						57	H	Miami (FL)	61 54

Non-Div I Games:

Georgia Tech

## Gonzaga

Through Games Of Feb. 5, 2020

Average RPI Win:	133	WON-LOST	WINNING	LAST 10	STRENGTH OF	OPP. STRENGTH	TEAM	ADJ.	CONF.	ADJ CONF.
Average RPI Loss:	4	RECORD	PCT. RANK	GAMES	SCHEDULE	OF SCHEDULE	RPI	RPI	RPI	RPI
DIV. I ONLY	22- 1	1	10-0	45	70	6	6	11	11	
DIV. I NON-CONF.	11- 1	13	0	17	19	2	2	11	11	
TOTALS	RPI 1-25	RPI 26-50	W-L RECORDS	RPI 51-100	RPI 101-150	RPI 150+				
22- 1	1- 1	1- 0	OVERALL	7- 0	4- 0	9- 0				
12- 0	1- 0	0- 0	HOME	2- 0	3- 0	6- 0				
7- 1	0- 1	0- 0	AWAY	3- 0	1- 0	3- 0				
3- 0	0- 0	1- 0	NEUTRAL	2- 0	0- 0	0- 0				
11- 1	1- 1	1- 0	NON-CONFERENCE	5- 0	1- 0	3- 0				
5- 0	1- 0	0- 0	HOME	1- 0	1- 0	2- 0				
3- 1	0- 1	0- 0	AWAY	2- 0	0- 0	1- 0				
3- 0	0- 0	1- 0	NEUTRAL	2- 0	0- 0	0- 0				
11- 0	0- 0	0- 0	CONFERENCE	2- 0	3- 0	6- 0				
7- 0	0- 0	0- 0	HOME	1- 0	2- 0	4- 0				
4- 0	0- 0	0- 0	AWAY	1- 0	1- 0	2- 0				
0- 0	0- 0	0- 0	NEUTRAL	0- 0	0- 0	0- 0				

RPI 1-25				RPI 26-50				RPI 51-100				RPI 101+			
RPI	S	Opponent	Score	RPI	S	Opponent	Score	RPI	S	Opponent	Score	RPI	S	Opponent	Score
4	A	Stanford	70 76	33	N	Purdue	63 50	58	N	Middle Tenn.	62 50	102	H	Texas Southern	80 45
8	H	Missouri St.	64 52					64	A	BYU	55 43	114	H	Pacific	68 67
								64	H	BYU	59 44	126	A	San Diego	57 42
								65	N	Dayton	76 65	126	H	San Diego	57 46
								68	H	UT Martin	78 55	154	H	Portland	62 57
								84	A	Washington St.	76 53	171	H	Saint Mary's (CA)	74 49
								93	A	Montana St.	70 55	180	A	Santa Clara	67 52
												185	A	Wyoming	65 54
												214	H	Pepperdine	70 36
												217	H	CSU Bakersfield	92 48
												222	A	San Francisco	69 46
												267	H	LMU (CA)	78 52
												308	H	Eastern Wash.	84 44
LAST 10 Division I															
64	H	BYU	59 44	180	A	Santa Clara	67 52								
126	H	San Diego	57 46	114	H	Pacific	68 67								
267	H	LMU (CA)	78 52	171	H	Saint Mary's (CA)	74 49								
214	H	Pepperdine	70 36	126	A	San Diego	57 42								
222	A	San Francisco	69 46	64	A	BYU	55 43								

Non-Div I Games:

Gonzaga

■ Loss, 
 ■ Non-Conf, S Site, 
 ■ Home 
 ■ Away 
 N Neutral

## Grambling

Through Games Of Feb. 5, 2020

Average RPI Win: <b>280</b>	WON-LOST	WINNING	LAST 10	STRENGTH OF	OPP. STRENGTH	TEAM	ADJ.	CONF.	ADJ CONF.
Average RPI Loss: <b>204</b>	RECORD	PCT. RANK	GAMES	SCHEDULE	OF SCHEDULE	RPI	RPI	RPI	RPI
DIV. I ONLY	1- 18	346	1-9	284	303	347	347	32	32
DIV. I NON-CONF.	0- 10	338	0-1	101	171	316	316	31	31
TOTALS	RPI 1-25	RPI 26-50	W-L RECORDS	RPI 51-100	RPI 101-150	RPI 150+			
1- 18	0- 2	0- 0	OVERALL	0- 1	0- 4	1- 11			
1- 5	0- 0	0- 0	HOME	0- 0	0- 3	1- 2			
0- 12	0- 2	0- 0	AWAY	0- 1	0- 1	0- 8			
0- 1	0- 0	0- 0	NEUTRAL	0- 0	0- 0	0- 1			
0- 10	0- 2	0- 0	NON-CONFERENCE	0- 1	0- 3	0- 4			
0- 2	0- 0	0- 0	HOME	0- 0	0- 2	0- 0			
0- 7	0- 2	0- 0	AWAY	0- 1	0- 1	0- 3			
0- 1	0- 0	0- 0	NEUTRAL	0- 0	0- 0	0- 1			
1- 8	0- 0	0- 0	CONFERENCE	0- 0	0- 1	1- 7			
1- 3	0- 0	0- 0	HOME	0- 0	0- 1	1- 2			
0- 5	0- 0	0- 0	AWAY	0- 0	0- 0	0- 5			
0- 0	0- 0	0- 0	NEUTRAL	0- 0	0- 0	0- 0			

RPI 1-25				RPI 26-50				RPI 51-100				RPI 101+ Team's RPI: 347			
RPI	S	Opponent	Score	RPI	S	Opponent	Score	RPI	S	Opponent	Score	RPI	S	Opponent	Score
7	A	Baylor	46 <b>120</b>					87	A	Georgia Tech	42 <b>89</b>	102	H	Texas Southern	85 <b>89</b>
24	A	Kentucky	35 <b>81</b>									112	H	UT Arlington	54 <b>88</b>
												119	H	Florida	65 <b>72</b>
												150	A	Wichita St.	65 <b>77</b>
												158	A	Jackson St.	46 <b>61</b>
												189	N	Binghamton	67 <b>88</b>
												235	A	Louisiana Tech	66 <b>70</b>
												244	A	Southern U.	57 <b>81</b>
												280	H	Alabama A&M	69 59
												283	A	FIU	55 <b>56</b>
												297	H	Prairie View	54 <b>67</b>
												318	A	Alcorn	54 <b>80</b>
												319	A	Ark.-Pine Bluff	79 <b>84</b>
												333	H	Alabama St.	59 <b>73</b>
												338	A	Northwestern St.	61 <b>65</b>
												351	A	Mississippi Val.	57 <b>68</b>
LAST 10 Division I															
				351	A	Mississippi Val.	57 <b>68</b>			318	A	Alcorn	54 <b>80</b>		
				319	A	Ark.-Pine Bluff	79 <b>84</b>			244	A	Southern U.	57 <b>81</b>		
				158	A	Jackson St.	46 <b>61</b>			333	H	Alabama St.	59 <b>73</b>		
				102	H	Texas Southern	85 <b>89</b>			280	H	Alabama A&M	69 59		
				297	H	Prairie View	54 <b>67</b>			150	A	Wichita St.	65 <b>77</b>		

Non-Div I Games: Centenary (LA) 106 42

Grambling

■ Loss, 
 ■ Non-Conf, 
 ■ S Site, 
 ■ H Home 
 ■ A Away 
 N Neutral

## Grand Canyon

Through Games Of Feb. 5, 2020

Average RPI Win:	285	WON-LOST	WINNING	LAST 10	STRENGTH OF	OPP. STRENGTH	TEAM	ADJ.	CONF.	ADJ CONF.
Average RPI Loss:	194	RECORD	PCT. RANK	GAMES	SCHEDULE	OF SCHEDULE	RPI	RPI	RPI	RPI
DIV. I ONLY	9- 8	159	7-3	275	342	249	249	31	31	
DIV. I NON-CONF.	3- 6	235	1-1	151	305	265	265	32	32	
TOTALS	RPI 1-25	RPI 26-50	W-L RECORDS	RPI 51-100	RPI 101-150	RPI 150+				
9- 8	0- 0	0- 0	OVERALL	0- 0	0- 1	9- 7				
6- 4	0- 0	0- 0	HOME	0- 0	0- 0	6- 4				
3- 4	0- 0	0- 0	AWAY	0- 0	0- 1	3- 3				
0- 0	0- 0	0- 0	NEUTRAL	0- 0	0- 0	0- 0				
3- 6	0- 0	0- 0	NON-CONFERENCE	0- 0	0- 1	3- 5				
3- 2	0- 0	0- 0	HOME	0- 0	0- 0	3- 2				
0- 4	0- 0	0- 0	AWAY	0- 0	0- 1	0- 3				
0- 0	0- 0	0- 0	NEUTRAL	0- 0	0- 0	0- 0				
6- 2	0- 0	0- 0	CONFERENCE	0- 0	0- 0	6- 2				
3- 2	0- 0	0- 0	HOME	0- 0	0- 0	3- 2				
3- 0	0- 0	0- 0	AWAY	0- 0	0- 0	3- 0				
0- 0	0- 0	0- 0	NEUTRAL	0- 0	0- 0	0- 0				

RPI 1-25			RPI 26-50			RPI 51-100			RPI 101+			Team's RPI: 249
RPI	S	Opponent	Score	RPI	S	Opponent	Score	RPI	S	Opponent	Score	
								129	A	California	53	72
								154	A	Portland	41	73
								186	A	Montana	67	72
								187	A	Portland St.	46	69
								191	H	UNLV	53	51
								200	H	North Dakota	76	78
								216	H	Southern Utah	69	65
								217	H	CSU Bakersfield	54	59
								230	H	Cal St. Fullerton	70	80
								247	H	UMKC	53	74
								264	H	UC Santa Barbara	58	57
								287	A	California Baptist	62	58
								300	H	UTRGV	62	60
								313	A	Seattle U	56	48
								320	H	New Mexico St.	60	49
								324	A	Utah Valley	66	59
								349	H	Chicago St.	69	49
LAST 10 Division I												
320	H	New Mexico St.	60	49	349	H	Chicago St.	69	49			
300	H	UTRGV	62	60	287	A	California Baptist	62	58			
324	A	Utah Valley	66	59	217	H	CSU Bakersfield	54	59			
313	A	Seattle U	56	48	129	A	California	53	72			
247	H	UMKC	53	74	264	H	UC Santa Barbara	58	57			

Non-Div I Games: Benedictine Mesa 72 53 Whittier 77 41

Grand Canyon

■ Loss, 
 ■ Non-Conf, S Site, 
 ■ Home 
 ■ Away 
 N Neutral



Average RPI Win:	217	WON-LOST	WINNING	LAST 10	STRENGTH OF	OPP. STRENGTH	TEAM	ADJ.	CONF.	ADJ CONF.
Average RPI Loss:	113	RECORD	PCT. RANK	GAMES	SCHEDULE	OF SCHEDULE	RPI	RPI	RPI	RPI
DIV. I ONLY	12- 11	175	6-4	102	178	135	135	22	22	
DIV. I NON-CONF.	5- 7	205	0	41	38	110	110	20	20	
TOTALS	RPI 1-25	RPI 26-50	W-L RECORDS	RPI 51-100	RPI 101-150	RPI 150+				
12- 11	1- 2	0- 2	OVERALL	0- 3	2- 0	9- 4				
4- 6	0- 1	0- 2	HOME	0- 2	1- 0	3- 1				
6- 4	1- 0	0- 0	AWAY	0- 1	0- 0	5- 3				
2- 1	0- 1	0- 0	NEUTRAL	0- 0	1- 0	1- 0				
5- 7	1- 2	0- 2	NON-CONFERENCE	0- 2	2- 0	2- 1				
1- 4	0- 1	0- 2	HOME	0- 1	1- 0	0- 0				
2- 2	1- 0	0- 0	AWAY	0- 1	0- 0	1- 1				
2- 1	0- 1	0- 0	NEUTRAL	0- 0	1- 0	1- 0				
7- 4	0- 0	0- 0	CONFERENCE	0- 1	0- 0	7- 3				
3- 2	0- 0	0- 0	HOME	0- 1	0- 0	3- 1				
4- 2	0- 0	0- 0	AWAY	0- 0	0- 0	4- 2				
0- 0	0- 0	0- 0	NEUTRAL	0- 0	0- 0	0- 0				

RPI 1-25			RPI 26-50			RPI 51-100			RPI 101+			Team's RPI: 135
RPI	S	Opponent	Score	RPI	S	Opponent	Score	RPI	S	Opponent	Score	
14	N	Mississippi St.	58 <b>83</b>	35	H	Marquette	47 <b>60</b>	53	H	IUPUI	42 <b>54</b>	115 N Syracuse 79 73
18	A	Central Mich.	111 105	47	H	South Dakota	60 <b>66</b>	67	H	South Dakota St.	55 <b>60</b>	147 H Missouri 72 64
21	H	DePaul	65 <b>76</b>					83	A	Marist	60 <b>72</b>	193 A Cleveland St. 74 54
												199 A Wright St. 68 59
												199 H Wright St. 58 <b>70</b>
												208 A Northern Ky. 43 <b>63</b>
												208 H Northern Ky. 65 44
												232 A Youngstown St. 70 63
												234 N Bowling Green 73 54
												239 A Maine 60 <b>61</b>
												242 H Milwaukee 61 48
												281 A Oakland 88 <b>93</b>
												329 A Detroit Mercy 65 48
												336 H UIC 73 36
												349 A Chicago St. 102 46
LAST 10 Division I												
208	A	Northern Ky.	43 <b>63</b>	53	H	IUPUI	42 <b>54</b>					
199	A	Wright St.	68 59	329	A	Detroit Mercy	65 48					
193	A	Cleveland St.	74 54	281	A	Oakland	88 <b>93</b>					
232	A	Youngstown St.	70 63	242	H	Milwaukee	61 48					
336	H	UIC	73 36	199	H	Wright St.	58 <b>70</b>					

Non-Div I Games:

Green Bay

■ Loss, 
 ■ Non-Conf, S Site, 
 ■ Home 
 ■ Away 
 N Neutral

Average RPI Win:	237	WON-LOST	WINNING	LAST 10	STRENGTH OF	OPP. STRENGTH	TEAM	ADJ.	CONF.	ADJ CONF.
Average RPI Loss:	164	RECORD	PCT. RANK	GAMES	SCHEDULE	OF SCHEDULE	RPI	RPI	RPI	RPI
DIV. I ONLY	12- 9	127	7-3	193	289	167	167	26	26	
DIV. I NON-CONF.	4- 5	195	0	112	129	147	147	27	27	
TOTALS	RPI 1-25	RPI 26-50	W-L RECORDS	RPI 51-100	RPI 101-150	RPI 150+				
12- 9	0- 0	0- 1	OVERALL	1- 0	1- 2	10- 6				
5- 5	0- 0	0- 0	HOME	0- 0	0- 2	5- 3				
5- 4	0- 0	0- 1	AWAY	1- 0	0- 0	4- 3				
2- 0	0- 0	0- 0	NEUTRAL	0- 0	1- 0	1- 0				
4- 5	0- 0	0- 1	NON-CONFERENCE	1- 0	1- 1	2- 3				
0- 3	0- 0	0- 0	HOME	0- 0	0- 1	0- 2				
2- 2	0- 0	0- 1	AWAY	1- 0	0- 0	1- 1				
2- 0	0- 0	0- 0	NEUTRAL	0- 0	1- 0	1- 0				
8- 4	0- 0	0- 0	CONFERENCE	0- 0	0- 1	8- 3				
5- 2	0- 0	0- 0	HOME	0- 0	0- 1	5- 1				
3- 2	0- 0	0- 0	AWAY	0- 0	0- 0	3- 2				
0- 0	0- 0	0- 0	NEUTRAL	0- 0	0- 0	0- 0				

RPI S	Opponent	Score	RPI S	Opponent	Score	RPI S	Opponent	Score	RPI S	Opponent	Score	Team's RPI: 167
29	A Old Dominion	38 75	72	A Alabama	64 61	109	H Liberty	59 83	130	H Campbell	31 68	
						145	N Richmond	69 65	174	H Norfolk St.	56 77	
						184	H Fla. Atlantic	63 64	196	A High Point	59 74	
						196	H High Point	77 81	197	A Furman	65 70	
						213	N Mt. St. Mary's	68 60	218	A Chattanooga	84 55	
						219	H Radford	51 48	243	H Gardner-Webb	63 58	
						246	H Longwood	72 55	253	A UNC Asheville	76 66	
						253	H UNC Asheville	68 59	261	A Winthrop	66 72	
						310	A Presbyterian	71 42	335	H USC Upstate	60 40	
						341	A Charleston So.	64 59				
LAST 10 Division I												
196	A High Point	59 74	335	H USC Upstate	60 40							
253	A UNC Asheville	76 66	130	H Campbell	31 68							
246	H Longwood	72 55	219	H Radford	51 48							
196	H High Point	77 81	310	A Presbyterian	71 42							
341	A Charleston So.	64 59	243	H Gardner-Webb	63 58							

Non-Div I Games:

Hampton

■ Loss, 
■ Non-Conf, 
■ S Site, 
■ H Home 
■ A Away 
N Neutral

## Hartford

Through Games Of Feb. 5, 2020

Average RPI Win:	0	WON-LOST	WINNING	LAST 10	STRENGTH OF	OPP. STRENGTH	TEAM	ADJ.	CONF.	ADJ CONF.
Average RPI Loss:	202	RECORD	PCT. RANK	GAMES	SCHEDULE	OF SCHEDULE	RPI	RPI	RPI	RPI
DIV. I ONLY	0- 23	349	0-10	258	288	348	348	27	27	
DIV. I NON-CONF.	0- 13	338	0	226	249	340	340	28	28	
TOTALS	RPI 1-25	RPI 26-50	W-L RECORDS	RPI 51-100	RPI 101-150	RPI 150+				
0- 23	0- 1	0- 0	OVERALL	0- 1	0- 7	0- 14				
0- 11	0- 0	0- 0	HOME	0- 0	0- 1	0- 10				
0- 12	0- 1	0- 0	AWAY	0- 1	0- 6	0- 4				
0- 0	0- 0	0- 0	NEUTRAL	0- 0	0- 0	0- 0				
0- 13	0- 1	0- 0	NON-CONFERENCE	0- 0	0- 7	0- 5				
0- 6	0- 0	0- 0	HOME	0- 0	0- 1	0- 5				
0- 7	0- 1	0- 0	AWAY	0- 0	0- 6	0- 0				
0- 0	0- 0	0- 0	NEUTRAL	0- 0	0- 0	0- 0				
0- 10	0- 0	0- 0	CONFERENCE	0- 1	0- 0	0- 9				
0- 5	0- 0	0- 0	HOME	0- 0	0- 0	0- 5				
0- 5	0- 0	0- 0	AWAY	0- 1	0- 0	0- 4				
0- 0	0- 0	0- 0	NEUTRAL	0- 0	0- 0	0- 0				

RPI 1-25				RPI 26-50				RPI 51-100				RPI 101+ Team's RPI: 348			
RPI	S	Opponent	Score	RPI	S	Opponent	Score	RPI	S	Opponent	Score	RPI	S	Opponent	Score
19	A	Princeton	42 73					79	A	Stony Brook	55 66	101	A	Michigan St.	34 79
												104	A	Penn	46 74
												123	A	Harvard	44 53
												127	A	Northeastern	47 60
												133	H	Providence	57 75
												140	A	William & Mary	44 61
												142	A	Massachusetts	48 74
												169	H	Quinnipiac	50 87
												183	H	Rhode Island	56 68
												189	A	Binghamton	44 80
												201	H	UMass Lowell	63 68
												239	A	Maine	73 87
												239	H	Maine	52 69
												272	A	New Hampshire	71 72
												299	H	Vermont	53 63
												301	A	UMBC	54 61
												301	H	UMBC	47 56
												309	H	Albany (NY)	63 68
												312	H	Hofstra	41 43
												330	H	NJIT	52 61
												344	H	Central Conn. St.	54 61
LAST 10 Division I															
				301	H	UMBC	47 56					299	H	Vermont	53 63
				239	H	Maine	52 69					79	A	Stony Brook	55 66
				189	A	Binghamton	44 80					201	H	UMass Lowell	63 68
				309	H	Albany (NY)	63 68					272	A	New Hampshire	71 72
				301	A	UMBC	54 61					239	A	Maine	73 87

Non-Div I Games:

Hartford

■ Loss, 
 ■ Non-Conf, 
 S Site, 
 ■ Home 
 ■ Away 
 N Neutral

# Harvard

Through Games Of Feb. 5, 2020

Average RPI Win: <b>198</b>	WON-LOST	WINNING	LAST 10	STRENGTH OF	OPP. STRENGTH	TEAM	ADJ.	CONF.	ADJ CONF.
Average RPI Loss: <b>129</b>	RECORD	PCT. RANK	GAMES	SCHEDULE	OF SCHEDULE	RPI	RPI	RPI	RPI
DIV. I ONLY	11- 6	92	6-4	223	108	123	123	8	8
DIV. I NON-CONF.	9- 4	84	4-2	289	121	123	123	8	8
TOTALS	RPI 1-25	RPI 26-50	W-L RECORDS	RPI 51-100	RPI 101-150	RPI 150+			
11- 6	0- 1	0- 1	OVERALL	0- 0	2- 1	9- 3			
6- 2	0- 1	0- 0	HOME	0- 0	2- 1	4- 0			
5- 3	0- 0	0- 1	AWAY	0- 0	0- 0	5- 2			
0- 1	0- 0	0- 0	NEUTRAL	0- 0	0- 0	0- 1			
9- 4	0- 0	0- 1	NON-CONFERENCE	0- 0	1- 1	8- 2			
4- 1	0- 0	0- 0	HOME	0- 0	1- 1	3- 0			
5- 2	0- 0	0- 1	AWAY	0- 0	0- 0	5- 1			
0- 1	0- 0	0- 0	NEUTRAL	0- 0	0- 0	0- 1			
2- 2	0- 1	0- 0	CONFERENCE	0- 0	1- 0	1- 1			
2- 1	0- 1	0- 0	HOME	0- 0	1- 0	1- 0			
0- 1	0- 0	0- 0	AWAY	0- 0	0- 0	0- 1			
0- 0	0- 0	0- 0	NEUTRAL	0- 0	0- 0	0- 0			

RPI 1-25	RPI 26-50	RPI 51-100	RPI 101+ Team's RPI: 123
RPI S Opponent Score	RPI S Opponent Score	RPI S Opponent Score	RPI S Opponent Score
19 H Princeton 46 <b>60</b>	46 A Rutgers 46 <b>74</b>		104 H Penn 58 51
			127 H Northeastern 44 <b>46</b>
			129 H California 56 53
			164 A Boston U. 66 39
			169 A Dartmouth 62 <b>63</b>
			169 A Quinnipiac 77 68
			169 H Dartmouth 64 49
			177 A Northern Ill. 59 53
			183 H Rhode Island 61 58
			184 A Fla. Atlantic 65 51
			202 A La Salle 69 <b>75</b>
			212 N Saint Joseph's 39 <b>63</b>
			239 A Maine 69 40
			307 H Siena 68 51
			348 H Hartford 53 44
LAST 10 Division I			
19 H Princeton 46 <b>60</b>	184 A Fla. Atlantic 65 51		
104 H Penn 58 51	212 N Saint Joseph's 39 <b>63</b>		
169 H Dartmouth 64 49	239 A Maine 69 40		
169 A Dartmouth 62 <b>63</b>	127 H Northeastern 44 <b>46</b>		
183 H Rhode Island 61 58	169 A Quinnipiac 77 68		

Non-Div I Games:

Harvard

Loss, Non-Conf, S Site, H Home A Away N Neutral

Average RPI Win: <b>231</b>	WON-LOST	WINNING	LAST 10	STRENGTH OF	OPP. STRENGTH	TEAM	ADJ.	CONF.	ADJ CONF.
Average RPI Loss: <b>157</b>	RECORD	PCT. RANK	GAMES	SCHEDULE	OF SCHEDULE	RPI	RPI	RPI	RPI
DIV. I ONLY	10- 10	179	5-5	169	220	192	192	28	28
DIV. I NON-CONF.	5- 7	205	0-2	88	119	166	166	26	26
TOTALS	RPI 1-25	RPI 26-50	W-L RECORDS	RPI 51-100	RPI 101-150	RPI 150+			
10- 10	0- 2	1- 0	OVERALL	0- 0	1- 3	8- 5			
7- 4	0- 1	1- 0	HOME	0- 0	0- 2	6- 1			
3- 6	0- 1	0- 0	AWAY	0- 0	1- 1	2- 4			
0- 0	0- 0	0- 0	NEUTRAL	0- 0	0- 0	0- 0			
5- 7	0- 2	1- 0	NON-CONFERENCE	0- 0	1- 3	3- 2			
3- 4	0- 1	1- 0	HOME	0- 0	0- 2	2- 1			
2- 3	0- 1	0- 0	AWAY	0- 0	1- 1	1- 1			
0- 0	0- 0	0- 0	NEUTRAL	0- 0	0- 0	0- 0			
5- 3	0- 0	0- 0	CONFERENCE	0- 0	0- 0	5- 3			
4- 0	0- 0	0- 0	HOME	0- 0	0- 0	4- 0			
1- 3	0- 0	0- 0	AWAY	0- 0	0- 0	1- 3			
0- 0	0- 0	0- 0	NEUTRAL	0- 0	0- 0	0- 0			

RPI 1-25				RPI 26-50				RPI 51-100				RPI 101+ Team's RPI: 192			
RPI	S	Opponent	Score	RPI	S	Opponent	Score	RPI	S	Opponent	Score	RPI	S	Opponent	Score
11	A	Oregon St.	32 64	38	H	Texas	73 60					102	H	Texas Southern	57 74
15	H	NC State	59 68									104	H	Penn	55 70
												116	A	Idaho	52 67
												132	A	Washington	62 50
												162	A	UC Davis	49 62
												214	A	Pepperdine	52 51
												230	H	Cal St. Fullerton	79 72
												238	H	San Diego St.	61 58
												257	H	North Texas	60 66
												259	A	Long Beach St.	55 62
												259	H	Long Beach St.	68 44
												267	A	LMU (CA)	51 65
												273	A	CSUN	54 58
												298	A	UC Riverside	65 59
												298	H	UC Riverside	80 57
												302	H	UTSA	62 50
												303	H	UC Irvine	94 70
LAST 10 Division I															
259	H	Long Beach St.	68 44	298	H	UC Riverside	80 57								
303	H	UC Irvine	94 70	162	A	UC Davis	49 62								
298	A	UC Riverside	65 59	273	A	CSUN	54 58								
259	A	Long Beach St.	55 62	104	H	Penn	55 70								
230	H	Cal St. Fullerton	79 72	116	A	Idaho	52 67								

Non-Div I Games: Hope Int'l 86 49

Hawaii

■ Loss, 
 ■ Non-Conf, S Site, 
 ■ Home 
 ■ Away 
 N Neutral

Average RPI Win:	263	WON-LOST	WINNING	LAST 10	STRENGTH OF	OPP. STRENGTH	TEAM	ADJ.	CONF.	ADJ CONF.
Average RPI Loss:	171	RECORD	PCT. RANK	GAMES	SCHEDULE	OF SCHEDULE	RPI	RPI	RPI	RPI
DIV. I ONLY	10- 11	191	8-2	213	320	196	196	26	26	
DIV. I NON-CONF.	2- 7	288	0	185	226	274	274	27	27	
TOTALS	RPI 1-25	RPI 26-50	W-L RECORDS	RPI 51-100	RPI 101-150	RPI 150+				
10- 11	0- 0	0- 1	OVERALL	0- 1	0- 2	10- 7				
6- 2	0- 0	0- 0	HOME	0- 0	0- 1	6- 1				
4- 9	0- 0	0- 1	AWAY	0- 1	0- 1	4- 6				
0- 0	0- 0	0- 0	NEUTRAL	0- 0	0- 0	0- 0				
2- 7	0- 0	0- 1	NON-CONFERENCE	0- 1	0- 1	2- 4				
1- 2	0- 0	0- 0	HOME	0- 0	0- 1	1- 1				
1- 5	0- 0	0- 1	AWAY	0- 1	0- 0	1- 3				
0- 0	0- 0	0- 0	NEUTRAL	0- 0	0- 0	0- 0				
8- 4	0- 0	0- 0	CONFERENCE	0- 0	0- 1	8- 3				
5- 0	0- 0	0- 0	HOME	0- 0	0- 0	5- 0				
3- 4	0- 0	0- 0	AWAY	0- 0	0- 1	3- 3				
0- 0	0- 0	0- 0	NEUTRAL	0- 0	0- 0	0- 0				

RPI S	Opponent	Score	RPI S	Opponent	Score	RPI S	Opponent	Score	RPI S	Opponent	Score	Team's RPI: 196
42	A Duke	57 93	94	A Butler	52 74	108	H Davidson	63 73	130	A Campbell	36 73	
						151	A UNC Greensboro	70 82	167	A Hampton	81 77	
						167	H Hampton	74 59	174	A Norfolk St.	58 72	
						181	A American	48 56	219	H Radford	68 58	
						243	A Gardner-Webb	57 70	245	H Col. of Charleston	70 79	
						246	A Longwood	76 69	253	A UNC Asheville	60 76	
						260	H ETSU	80 62	261	A Winthrop	63 69	
						261	H Winthrop	94 61	310	H Presbyterian	60 55	
						321	A N.C. Central	78 58	335	H USC Upstate	85 46	
						341	A Charleston So.	84 70				
LAST 10 Division I												
167	H Hampton	74 59	246	A Longwood	76 69							
261	H Winthrop	94 61	341	A Charleston So.	84 70							
243	A Gardner-Webb	57 70	253	A UNC Asheville	60 76							
167	A Hampton	81 77	219	H Radford	68 58							
310	H Presbyterian	60 55	335	H USC Upstate	85 46							

Non-Div I Games:

High Point

■ Loss, 
■ Non-Conf, 
■ S Site, 
■ H Home 
■ A Away 
N Neutral

Average RPI Win: <b>236</b>	WON-LOST	WINNING	LAST 10	STRENGTH OF	OPP. STRENGTH	TEAM	ADJ.	CONF.	ADJ CONF.
Average RPI Loss: <b>181</b>	RECORD	PCT. RANK	GAMES	SCHEDULE	OF SCHEDULE	RPI	RPI	RPI	RPI
DIV. I ONLY	3- 17	325	0-10	161	310	312	312	14	14
DIV. I NON-CONF.	3- 8	268	0-1	180	351	301	301	13	13
TOTALS	RPI 1-25	RPI 26-50	W-L RECORDS	RPI 51-100	RPI 101-150	RPI 150+			
3- 17	0- 0	0- 1	OVERALL	0- 2	1- 4	2- 10			
2- 7	0- 0	0- 0	HOME	0- 1	1- 1	1- 5			
1- 8	0- 0	0- 1	AWAY	0- 1	0- 1	1- 5			
0- 2	0- 0	0- 0	NEUTRAL	0- 0	0- 2	0- 0			
3- 8	0- 0	0- 0	NON-CONFERENCE	0- 1	1- 2	2- 5			
2- 3	0- 0	0- 0	HOME	0- 1	1- 0	1- 2			
1- 3	0- 0	0- 0	AWAY	0- 0	0- 0	1- 3			
0- 2	0- 0	0- 0	NEUTRAL	0- 0	0- 2	0- 0			
0- 9	0- 0	0- 1	CONFERENCE	0- 1	0- 2	0- 5			
0- 4	0- 0	0- 0	HOME	0- 0	0- 1	0- 3			
0- 5	0- 0	0- 1	AWAY	0- 1	0- 1	0- 2			
0- 0	0- 0	0- 0	NEUTRAL	0- 0	0- 0	0- 0			

RPI 1-25	RPI 26-50	RPI 51-100	RPI 101+	Team's RPI: 312
RPI S Opponent Score	RPI S Opponent Score	RPI S Opponent Score	RPI S Opponent Score	Score
	43  James Madison 50  92	56  Drexel 54  74	127  Northeastern 51  74	
		79  Stony Brook 38  81	130  Campbell 58 55	
			139 N Houston 44  54	
			140  William & Mary 53  66	
			144 N Samford 45  65	
			152  Elon 56  69	
			193  Cleveland St. 51  61	
			194  Towson 71  84	
			209  Fairfield 64  73	
			210  Delaware 59  80	
			229  Morgan St. 51 39	
			245  Col. of Charleston 60  63	
			255  UNCW 59  62	
			270  Howard 64  73	
			288  Sacred Heart 44  71	
			334  LIU Brooklyn 46  85	
			348  Hartford 43 41	
LAST 10 Division I				
245  Col. of Charleston 60  63	140  William & Mary 53  66			
255  UNCW 59  62	56  Drexel 54  74			
194  Towson 71  84	210  Delaware 59  80			
43  James Madison 50  92	127  Northeastern 51  74			
152  Elon 56  69	144 N Samford 45  65			

Non-Div I Games:

Hofstra

Loss, Non-Conf, S Site, Home Away N Neutral

# Holy Cross

Through Games Of Feb. 5, 2020

Average RPI Win:	225	WON-LOST	WINNING	LAST 10	STRENGTH OF	OPP. STRENGTH	TEAM	ADJ.	CONF.	ADJ CONF.
Average RPI Loss:	149	RECORD	PCT. RANK	GAMES	SCHEDULE	OF SCHEDULE	RPI	RPI	RPI	RPI
DIV. I ONLY	13- 8	104	6-4	232	204	122	122	15	15	
DIV. I NON-CONF.	7- 4	100	0	243	255	114	114	15	15	
TOTALS	RPI 1-25	RPI 26-50	W-L RECORDS	RPI 51-100	RPI 101-150	RPI 150+				
13- 8	0- 0	0- 0	OVERALL	1- 3	1- 1	11- 4				
7- 1	0- 0	0- 0	HOME	1- 1	0- 0	6- 0				
6- 7	0- 0	0- 0	AWAY	0- 2	1- 1	5- 4				
0- 0	0- 0	0- 0	NEUTRAL	0- 0	0- 0	0- 0				
7- 4	0- 0	0- 0	NON-CONFERENCE	1- 1	0- 1	6- 2				
4- 0	0- 0	0- 0	HOME	1- 0	0- 0	3- 0				
3- 4	0- 0	0- 0	AWAY	0- 1	0- 1	3- 2				
0- 0	0- 0	0- 0	NEUTRAL	0- 0	0- 0	0- 0				
6- 4	0- 0	0- 0	CONFERENCE	0- 2	1- 0	5- 2				
3- 1	0- 0	0- 0	HOME	0- 1	0- 0	3- 0				
3- 3	0- 0	0- 0	AWAY	0- 1	1- 0	2- 2				
0- 0	0- 0	0- 0	NEUTRAL	0- 0	0- 0	0- 0				

RPI S	Opponent	Score	RPI S	Opponent	Score	RPI S	Opponent	Score	RPI S	Opponent	Score	Team's RPI: 122
						61	H Boston College	80 71	134	A Lehigh	74 57	
						73	H Bucknell	40 51	142	A Massachusetts	72 75	
						82	A Colgate	60 71	156	H Lafayette	57 56	
						96	A North Florida	60 80	161	A Illinois	75 78	
									164	A Boston U.	70 76	
									181	H American	72 59	
									183	A Rhode Island	58 73	
									206	H Merrimack	68 42	
									227	A Brown	83 71	
									228	A Stetson	75 63	
									269	A Loyola Maryland	64 56	
									272	H New Hampshire	82 61	
									288	A Sacred Heart	65 52	
									289	A Army West Point	48 61	
									292	A Navy	58 49	
									292	H Navy	57 43	
									315	H Bryant	87 75	
LAST 10 Division I												
			82	A Colgate	60 71	289	A Army West Point	48 61				
			292	H Navy	57 43	73	H Bucknell	40 51				
			164	A Boston U.	70 76	156	H Lafayette	57 56				
			134	A Lehigh	74 57	292	A Navy	58 49				
			181	H American	72 59	269	A Loyola Maryland	64 56				

Non-Div I Games:

Holy Cross

Loss, Non-Conf, S Site, H Home A Away N Neutral



Average RPI Win:	212	WON-LOST	WINNING	LAST 10	STRENGTH OF	OPP. STRENGTH	TEAM	ADJ.	CONF.	ADJ CONF.
Average RPI Loss:	93	RECORD	PCT. RANK	GAMES	SCHEDULE	OF SCHEDULE	RPI	RPI	RPI	RPI
DIV. I ONLY	12- 11	175	5-5	120	85	139	139	9	9	
DIV. I NON-CONF.	7- 7	164	0-1	173	98	179	179	9	9	
TOTALS	RPI 1-25	RPI 26-50	W-L RECORDS	RPI 51-100	RPI 101-150	RPI 150+				
12- 11	0- 2	1- 1	OVERALL	0- 4	2- 2	9- 2				
9- 2	0- 0	1- 1	HOME	0- 1	1- 0	7- 0				
1- 7	0- 2	0- 0	AWAY	0- 3	1- 1	0- 1				
2- 2	0- 0	0- 0	NEUTRAL	0- 0	0- 1	2- 1				
7- 7	0- 1	1- 1	NON-CONFERENCE	0- 1	0- 2	6- 2				
5- 1	0- 0	1- 1	HOME	0- 0	0- 0	4- 0				
0- 4	0- 1	0- 0	AWAY	0- 1	0- 1	0- 1				
2- 2	0- 0	0- 0	NEUTRAL	0- 0	0- 1	2- 1				
5- 4	0- 1	0- 0	CONFERENCE	0- 3	2- 0	3- 0				
4- 1	0- 0	0- 0	HOME	0- 1	1- 0	3- 0				
1- 3	0- 1	0- 0	AWAY	0- 2	1- 0	0- 0				
0- 0	0- 0	0- 0	NEUTRAL	0- 0	0- 0	0- 0				

RPI	S	Opponent	Score	RPI	S	Opponent	Score	RPI	S	Opponent	Score	RPI	S	Opponent	Score	Team's RPI: 139
10	A	UConn	51 91	26	H	FGCU	45 57	70	H	Temple	58 61	105	A	Fordham	54 63	
17	A	Texas A&M	43 72	37	H	Oklahoma	85 69	80	A	South Fla.	45 74	115	N	Syracuse	62 87	
								87	A	Georgia Tech	38 69	141	A	Tulane	66 60	
								88	A	Cincinnati	66 85	150	H	Wichita St.	64 56	
												168	H	Memphis	75 65	
												190	H	Southern Miss.	75 60	
												204	A	New Mexico	71 81	
												220	H	Southeastern La.	78 65	
												222	N	San Francisco	57 80	
												223	H	SMU	55 53	
												235	H	Louisiana Tech	67 53	
												267	H	East Carolina	72 63	
												287	N	California Baptist	96 75	
												311	H	Houston Baptist	82 60	
												312	N	Hofstra	54 44	
LAST 10 Division I																
223	H	SMU	55 53	267	H	East Carolina	72 63									
141	A	Tulane	66 60	10	A	UConn	51 91									
80	A	South Fla.	45 74	70	H	Temple	58 61									
150	H	Wichita St.	64 56	168	H	Memphis	75 65									
88	A	Cincinnati	66 85	105	A	Fordham	54 63									

Non-Div I Games:

Houston

■ Loss, 
 ■ Non-Conf, 
 ■ S Site, 
 ■ H Home 
 ■ A Away 
 N Neutral

## Houston Baptist

Through Games Of Feb. 5, 2020

Average RPI Win:	294	WON-LOST	WINNING	LAST 10	STRENGTH OF	OPP. STRENGTH	TEAM	ADJ.	CONF.	ADJ CONF.
Average RPI Loss:	185	RECORD	PCT. RANK	GAMES	SCHEDULE	OF SCHEDULE	RPI	RPI	RPI	RPI
DIV. I ONLY	3- 15	320	1-9	257	283	311	311	23	23	
DIV. I NON-CONF.	2- 5	259	0	117	269	180	180	19	19	
TOTALS	RPI 1-25	RPI 26-50	W-L RECORDS	RPI 51-100	RPI 101-150	RPI 150+				
3- 15	0- 1	0- 0	OVERALL	0- 0	0- 5	3- 9				
0- 6	0- 0	0- 0	HOME	0- 0	0- 2	0- 4				
3- 9	0- 1	0- 0	AWAY	0- 0	0- 3	3- 5				
0- 0	0- 0	0- 0	NEUTRAL	0- 0	0- 0	0- 0				
2- 5	0- 1	0- 0	NON-CONFERENCE	0- 0	0- 3	2- 1				
0- 1	0- 0	0- 0	HOME	0- 0	0- 0	0- 1				
2- 4	0- 1	0- 0	AWAY	0- 0	0- 3	2- 0				
0- 0	0- 0	0- 0	NEUTRAL	0- 0	0- 0	0- 0				
1- 10	0- 0	0- 0	CONFERENCE	0- 0	0- 2	1- 8				
0- 5	0- 0	0- 0	HOME	0- 0	0- 2	0- 3				
1- 5	0- 0	0- 0	AWAY	0- 0	0- 0	1- 5				
0- 0	0- 0	0- 0	NEUTRAL	0- 0	0- 0	0- 0				

RPI	S	Opponent	Score	RPI	S	Opponent	Score	RPI	S	Opponent	Score	RPI	S	Opponent	Score	Team's RPI: 311
7	A	Baylor	42	112								111	H	SFA	42	59
												125	H	A&M-Corpus Christi	65	75
												139	A	Houston	60	82
												148	A	Texas Tech	51	59
												150	A	Wichita St.	42	59
												157	H	Northern Ariz.	62	79
												163	A	New Orleans	84	88
												166	H	Sam Houston St.	69	97
												207	A	Central Ark.	39	63
												220	H	Southeastern La.	59	69
												225	A	Lamar University	53	60
												254	A	Oral Roberts	74	73
												282	A	Incarnate Word	60	55
												285	H	Nicholls St.	78	84
												331	A	McNeese	72	88
												338	A	Northwestern St.	60	69
												345	A	La.-Monroe	72	65
LAST 10 Division I																
163	A	New Orleans	84	88	166	H	Sam Houston St.	69	97							
125	H	A&M-Corpus Christi	65	75	225	A	Lamar University	53	60							
282	A	Incarnate Word	60	55	338	A	Northwestern St.	60	69							
331	A	McNeese	72	88	207	A	Central Ark.	39	63							
285	H	Nicholls St.	78	84	220	H	Southeastern La.	59	69							

Non-Div I Games: LSU-Shreveport 67 44 Paul Quinn 63 34

Houston Baptist

Loss, Non-Conf, S Site, H Home A Away N Neutral

Average RPI Win:	306	WON-LOST	WINNING	LAST 10	STRENGTH OF	OPP. STRENGTH	TEAM	ADJ.	CONF.	ADJ CONF.
Average RPI Loss:	145	RECORD	PCT. RANK	GAMES	SCHEDULE	OF SCHEDULE	RPI	RPI	RPI	RPI
DIV. I ONLY	13- 9	115	5-5	349	279	270	270	29	29	
DIV. I NON-CONF.	8- 5	117	0-1	312	221	187	187	29	29	
TOTALS	RPI 1-25	RPI 26-50	W-L RECORDS	RPI 51-100	RPI 101-150	RPI 150+				
13- 9	0- 0	0- 1	OVERALL	0- 2	0- 2	13- 4				
6- 4	0- 0	0- 0	HOME	0- 0	0- 1	6- 3				
7- 3	0- 0	0- 1	AWAY	0- 1	0- 0	7- 1				
0- 2	0- 0	0- 0	NEUTRAL	0- 1	0- 1	0- 0				
8- 5	0- 0	0- 1	NON-CONFERENCE	0- 2	0- 1	8- 1				
3- 1	0- 0	0- 0	HOME	0- 0	0- 0	3- 1				
5- 2	0- 0	0- 1	AWAY	0- 1	0- 0	5- 0				
0- 2	0- 0	0- 0	NEUTRAL	0- 1	0- 1	0- 0				
5- 4	0- 0	0- 0	CONFERENCE	0- 0	0- 1	5- 3				
3- 3	0- 0	0- 0	HOME	0- 0	0- 1	3- 2				
2- 1	0- 0	0- 0	AWAY	0- 0	0- 0	2- 1				
0- 0	0- 0	0- 0	NEUTRAL	0- 0	0- 0	0- 0				

RPI	S	Opponent	Score	RPI	S	Opponent	Score	RPI	S	Opponent	Score	RPI	S	Opponent	Score	Team's RPI: 270
44	A	Tennessee	38 88	73	N	Bucknell	60 70	132	N	Washington	58 75	146	H	Bethune-Cookman	59 75	
				80	A	South Fla.	53 82	174	H	Norfolk St.	80 83	202	H	La Salle	62 78	
								221	A	George Mason	86 75	229	A	Morgan St.	67 74	
								229	H	Morgan St.	52 68	248	H	Niagara	91 42	
								267	A	East Carolina	67 51	269	A	Loyola Maryland	75 69	
								301	A	UMBC	72 61	312	A	Hofstra	73 64	
								322	H	Fairleigh Dickinson	64 56	326	A	UMES	79 58	
								337	H	Saint Peter's	92 80	342	A	Coppin St.	66 54	
								342	H	Coppin St.	64 52	346	H	Florida A&M	72 58	
								350	H	South Carolina St.	78 47					
LAST 10 Division I																
342	H	Coppin St.	64 52	350	H	South Carolina St.	78 47									
229	H	Morgan St.	52 68	174	H	Norfolk St.	80 83									
342	A	Coppin St.	66 54	146	H	Bethune-Cookman	59 75									
346	H	Florida A&M	72 58	326	A	UMES	79 58									
229	A	Morgan St.	67 74	44	A	Tennessee	38 88									

Non-Div I Games:

Howard

■ Loss, 
 ■ Non-Conf, 
 ■ S Site, 
 ■ Home 
 ■ A Away 
 N Neutral

IUPUI				STRENGTH OF SCHEDULE	OPP. STRENGTH OF SCHEDULE	TEAM RPI	ADJ. RPI	CONF. RPI	ADJ CONF. RPI
Average RPI Win:	199	WON-LOST RECORD	WINNING PCT. RANK						
Average RPI Loss:	94		LAST 10 GAMES						
DIV. I ONLY	15- 6	51	10-0	112	194	53	53	22	22
DIV. I NON-CONF.	5- 5	164	0	48	25	63	63	20	20
-----									
TOTALS	RPI 1-25	RPI 26-50	W-L RECORDS	RPI 51-100	RPI 101-150	RPI 150+			
15- 6	0- 0	1- 1	OVERALL	2- 4	1- 0	11- 1			
9- 0	0- 0	0- 0	HOME	2- 0	0- 0	7- 0			
4- 6	0- 0	0- 1	AWAY	0- 4	1- 0	3- 1			
2- 0	0- 0	1- 0	NEUTRAL	0- 0	0- 0	1- 0			
5- 5	0- 0	1- 1	NON-CONFERENCE	2- 4	0- 0	2- 0			
3- 0	0- 0	0- 0	HOME	2- 0	0- 0	1- 0			
0- 5	0- 0	0- 1	AWAY	0- 4	0- 0	0- 0			
2- 0	0- 0	1- 0	NEUTRAL	0- 0	0- 0	1- 0			
10- 1	0- 0	0- 0	CONFERENCE	0- 0	1- 0	9- 1			
6- 0	0- 0	0- 0	HOME	0- 0	0- 0	6- 0			
4- 1	0- 0	0- 0	AWAY	0- 0	1- 0	3- 1			
0- 0	0- 0	0- 0	NEUTRAL	0- 0	0- 0	0- 0			

RPI 1-25			RPI 26-50			RPI 51-100			Team's RPI: 53	RPI 101+		
RPI	S	Opponent	Score	RPI	S	Opponent	Score	RPI	S	Opponent	Score	
48	A	UNI	50 51	49	N	St. John's (NY)	85 78	57	A	Miami (FL)	65 74	135 A Green Bay 54 42
								62	A	Ohio	64 70	152 N Elon 59 53
								68	A	UT Martin	51 57	193 A Cleveland St. 78 53
								76	H	Ball St.	65 48	193 H Cleveland St. 58 48
								81	H	Southern Ill.	81 78	199 H Wright St. 80 60
								94	A	Butler	61 64	208 H Northern Ky. 89 61
												232 A Youngstown St. 73 75
												232 H Youngstown St. 77 69
												242 A Milwaukee 75 52
												276 H Eastern Ky. 72 42
												281 H Oakland 76 41
												329 H Detroit Mercy 82 45
												336 A UIC 88 49
-----												
LAST 10 Division I												
232	H	Youngstown St.	77 69	199	H	Wright St.	80 60					
193	H	Cleveland St.	58 48	208	H	Northern Ky.	89 61					
336	A	UIC	88 49	329	H	Detroit Mercy	82 45					
242	A	Milwaukee	75 52	281	H	Oakland	76 41					
135	A	Green Bay	54 42	193	A	Cleveland St.	78 53					

Non-Div I Games: Ind.-Northwest 103 45

IUPUI

■ Loss, 
 ■ Non-Conf, 
 ■ S Site, 
 ■ Home 
 ■ A Away 
 N Neutral

Average RPI Win: 231		WON-LOST	WINNING	LAST 10	STRENGTH OF	OPP. STRENGTH	TEAM	ADJ.	CONF.	ADJ CONF.
Average RPI Loss: 122		RECORD	PCT. RANK	GAMES	SCHEDULE	OF SCHEDULE	RPI	RPI	RPI	RPI
DIV. I ONLY		13- 6	68	8-2	240	176	116	116	18	18
DIV. I NON-CONF.		5- 4	140	0	165	100	109	109	17	17
TOTALS		RPI 1-25	RPI 26-50	W-L RECORDS	RPI 51-100	RPI 101-150	RPI 150+			
13- 6	0- 0		0- 1	OVERALL	1- 2	1- 0	11- 3			
7- 1	0- 0		0- 0	HOME	0- 0	0- 0	7- 1			
6- 3	0- 0		0- 0	AWAY	1- 2	1- 0	4- 1			
0- 2	0- 0		0- 1	NEUTRAL	0- 0	0- 0	0- 1			
5- 4	0- 0		0- 1	NON-CONFERENCE	0- 2	1- 0	4- 1			
2- 0	0- 0		0- 0	HOME	0- 0	0- 0	2- 0			
3- 2	0- 0		0- 0	AWAY	0- 2	1- 0	2- 0			
0- 2	0- 0		0- 1	NEUTRAL	0- 0	0- 0	0- 1			
8- 2	0- 0		0- 0	CONFERENCE	1- 0	0- 0	7- 2			
5- 1	0- 0		0- 0	HOME	0- 0	0- 0	5- 1			
3- 1	0- 0		0- 0	AWAY	1- 0	0- 0	2- 1			
0- 0	0- 0		0- 0	NEUTRAL	0- 0	0- 0	0- 0			

[illegible]

Non-Div I Games:

Idaho

Loss, Non-Conf, S Site, H Home A Away N Neutral

Average RPI Win:	274	WON-LOST	WINNING	LAST 10	STRENGTH OF	OPP. STRENGTH	TEAM	ADJ.	CONF.	ADJ CONF.
Average RPI Loss:	148	RECORD	PCT. RANK	GAMES	SCHEDULE	OF SCHEDULE	RPI	RPI	RPI	RPI
DIV. I ONLY	8- 10	217	6-4	273	201	233	233	18	18	
DIV. I NON-CONF.	2- 5	259	0	282	113	281	281	17	17	
TOTALS	RPI 1-25	RPI 26-50	W-L RECORDS	RPI 51-100	RPI 101-150	RPI 150+				
8- 10	0- 0	0- 2	OVERALL	0- 2	0- 1	8- 5				
4- 3	0- 0	0- 0	HOME	0- 0	0- 0	4- 3				
4- 7	0- 0	0- 2	AWAY	0- 2	0- 1	4- 2				
0- 0	0- 0	0- 0	NEUTRAL	0- 0	0- 0	0- 0				
2- 5	0- 0	0- 2	NON-CONFERENCE	0- 1	0- 0	2- 2				
1- 1	0- 0	0- 0	HOME	0- 0	0- 0	1- 1				
1- 4	0- 0	0- 2	AWAY	0- 1	0- 0	1- 1				
0- 0	0- 0	0- 0	NEUTRAL	0- 0	0- 0	0- 0				
6- 5	0- 0	0- 0	CONFERENCE	0- 1	0- 1	6- 3				
3- 2	0- 0	0- 0	HOME	0- 0	0- 0	3- 2				
3- 3	0- 0	0- 0	AWAY	0- 1	0- 1	3- 1				
0- 0	0- 0	0- 0	NEUTRAL	0- 0	0- 0	0- 0				

RPI 1-25				RPI 26-50				RPI 51-100				RPI 101+				Team's RPI: 233	
RPI	S	Opponent	Score	RPI	S	Opponent	Score	RPI	S	Opponent	Score	RPI	S	Opponent	Score		
				30	A	Arizona St.	69 74	55	A	Oklahoma St.	52 70	116	A	Idaho	56 62		
				42	A	Duke	66 85	93	A	Montana St.	59 67	157	H	Northern Ariz.	59 70		
												186	A	Montana	67 53		
												187	H	Portland St.	64 69		
												216	A	Southern Utah	65 72		
												216	H	Southern Utah	73 54		
												226	H	Northern Colo.	59 39		
												287	H	California Baptist	68 74		
												296	A	Utah St.	61 69		
												304	H	Sacramento St.	80 62		
												308	A	Eastern Wash.	67 47		
												313	H	Seattle U	73 48		
												316	A	Weber St.	65 54		
												324	A	Utah Valley	88 61		
LAST 10 Division I																	
				216	H	Southern Utah	73 54	316	A	Weber St.	65 54						
				226	H	Northern Colo.	59 39	157	H	Northern Ariz.	59 70						
				93	A	Montana St.	59 67	216	A	Southern Utah	65 72						
				186	A	Montana	67 53	304	H	Sacramento St.	80 62						
				187	H	Portland St.	64 69	308	A	Eastern Wash.	67 47						

Non-Div I Games: Arizona Christian 93 36 Montana Tech 83 57

Idaho St.

Average RPI Win:	234	WON-LOST	WINNING	LAST 10	STRENGTH OF	OPP. STRENGTH	TEAM	ADJ.	CONF.	ADJ CONF.
Average RPI Loss:	40	RECORD	PCT. RANK	GAMES	SCHEDULE	OF SCHEDULE	RPI	RPI	RPI	RPI
DIV. I ONLY	10- 11	191	1-9	99	68	161	161	2	2	
DIV. I NON-CONF.	9- 2	38	0	325	264	164	164	2	2	
TOTALS	RPI 1-25	RPI 26-50	W-L RECORDS	RPI 51-100	RPI 101-150	RPI 150+				
10- 11	0- 4	0- 4	OVERALL	1- 2	2- 1	7- 0				
9- 5	0- 2	0- 1	HOME	1- 1	1- 1	7- 0				
1- 6	0- 2	0- 3	AWAY	0- 1	1- 0	0- 0				
0- 0	0- 0	0- 0	NEUTRAL	0- 0	0- 0	0- 0				
9- 2	0- 0	0- 0	NON-CONFERENCE	0- 2	2- 0	7- 0				
8- 1	0- 0	0- 0	HOME	0- 1	1- 0	7- 0				
1- 1	0- 0	0- 0	AWAY	0- 1	1- 0	0- 0				
0- 0	0- 0	0- 0	NEUTRAL	0- 0	0- 0	0- 0				
1- 9	0- 4	0- 4	CONFERENCE	1- 0	0- 1	0- 0				
1- 4	0- 2	0- 1	HOME	1- 0	0- 1	0- 0				
0- 5	0- 2	0- 3	AWAY	0- 0	0- 0	0- 0				
0- 0	0- 0	0- 0	NEUTRAL	0- 0	0- 0	0- 0				

RPI S Opponent	Score	RPI S Opponent	Score	RPI S Opponent	Score	RPI S Opponent	Score	Team's RPI: 161
9 H Maryland	60 79	28 A Ohio St.	47 77	54 H Minnesota	74 71	113 H Wisconsin	64 73	
12 A Iowa	72 108	33 A Purdue	67 81	59 A North Carolina	60 85	122 H Holy Cross	78 75	
13 A Indiana	42 83	46 A Rutgers	41 72	69 H Illinois St.	58 74	147 A Missouri	58 51	
16 H Northwestern	50 77	46 H Rutgers	51 75			195 H Austin Peay	76 62	
						206 H Merrimack	75 72	
						310 H Presbyterian	71 52	
						315 H Bryant	69 55	
						319 H Ark.-Pine Bluff	65 50	
						325 H Evansville	59 44	
						349 H Chicago St.	96 66	
LAST 10 Division I								
113 H Wisconsin	64 73	54 H Minnesota	74 71					
46 A Rutgers	41 72	46 H Rutgers	51 75					
9 H Maryland	60 79	13 A Indiana	42 83					
28 A Ohio St.	47 77	12 A Iowa	72 108					
33 A Purdue	67 81	16 H Northwestern	50 77					

Non-Div I Games:

Illinois

Average RPI Win:	183	WON-LOST	WINNING	LAST 10	STRENGTH OF	OPP. STRENGTH	TEAM	ADJ.	CONF.	ADJ CONF.
Average RPI Loss:	75	RECORD	PCT. RANK	GAMES	SCHEDULE	OF SCHEDULE	RPI	RPI	RPI	RPI
DIV. I ONLY	12- 7	102	5-5	90	117	69	69	7	7	
DIV. I NON-CONF.	7- 3	80	0-1	143	203	62	62	7	7	
TOTALS	RPI 1-25	RPI 26-50	W-L RECORDS	RPI 51-100	RPI 101-150	RPI 150+				
12- 7	0- 1	1- 2	OVERALL	2- 2	0- 1	9- 1				
8- 1	0- 0	1- 1	HOME	1- 0	0- 0	6- 0				
4- 6	0- 1	0- 1	AWAY	1- 2	0- 1	3- 1				
0- 0	0- 0	0- 0	NEUTRAL	0- 0	0- 0	0- 0				
7- 3	0- 0	0- 1	NON-CONFERENCE	1- 1	0- 0	6- 1				
5- 0	0- 0	0- 0	HOME	1- 0	0- 0	4- 0				
2- 3	0- 0	0- 1	AWAY	0- 1	0- 0	2- 1				
0- 0	0- 0	0- 0	NEUTRAL	0- 0	0- 0	0- 0				
5- 4	0- 1	1- 1	CONFERENCE	1- 1	0- 1	3- 0				
3- 1	0- 0	1- 1	HOME	0- 0	0- 0	2- 0				
2- 3	0- 1	0- 0	AWAY	1- 1	0- 1	1- 0				
0- 0	0- 0	0- 0	NEUTRAL	0- 0	0- 0	0- 0				

RPI 1-25				RPI 26-50				RPI 51-100				Team's RPI: 69		RPI 101+			
RPI	S	Opponent	Score	RPI	S	Opponent	Score	RPI	S	Opponent	Score			RPI	S	Opponent	Score
8	A	Missouri St.	74 87	27	H	Drake	67 69	52	A	Bradley	61 76			118	A	Loyola Chicago	64 69
				35	A	Marquette	41 58	68	H	UT Martin	70 47			158	H	Jackson St.	77 55
				48	H	UNI	65 57	81	A	Southern Ill.	62 54			159	A	Valparaiso	72 60
								90	A	Saint Louis	56 61			161	A	Illinois	74 58
														177	H	Northern Ill.	69 66
														195	A	Austin Peay	72 77
														200	A	North Dakota	66 58
														211	H	Western Ill.	78 65
														278	H	Indiana St.	83 69
														325	H	Evansville	81 58
														327	H	SIUE	74 53
LAST 10 Division I																	
8	A	Missouri St.	74 87	159	A	Valparaiso	72 60										
81	A	Southern Ill.	62 54	52	A	Bradley	61 76										
48	H	UNI	65 57	325	H	Evansville	81 58										
27	H	Drake	67 69	278	H	Indiana St.	83 69										
118	A	Loyola Chicago	64 69	195	A	Austin Peay	72 77										

Non-Div I Games: Truman 87 60

Illinois St.



Average RPI Win:	246	WON-LOST	WINNING	LAST 10	STRENGTH OF	OPP. STRENGTH	TEAM	ADJ.	CONF.	ADJ CONF.
Average RPI Loss:	191	RECORD	PCT. RANK	GAMES	SCHEDULE	OF SCHEDULE	RPI	RPI	RPI	RPI
DIV. I ONLY	6- 10	249	6-4	299	254	282	282	23	23	
DIV. I NON-CONF.	0- 5	338	0	316	145	348	348	19	19	
TOTALS	RPI 1-25	RPI 26-50	W-L RECORDS	RPI 51-100	RPI 101-150	RPI 150+				
6- 10	0- 0	0- 0	OVERALL	0- 1	1- 3	5- 6				
2- 5	0- 0	0- 0	HOME	0- 0	0- 1	2- 4				
4- 5	0- 0	0- 0	AWAY	0- 1	1- 2	3- 2				
0- 0	0- 0	0- 0	NEUTRAL	0- 0	0- 0	0- 0				
0- 5	0- 0	0- 0	NON-CONFERENCE	0- 1	0- 1	0- 3				
0- 1	0- 0	0- 0	HOME	0- 0	0- 0	0- 1				
0- 4	0- 0	0- 0	AWAY	0- 1	0- 1	0- 2				
0- 0	0- 0	0- 0	NEUTRAL	0- 0	0- 0	0- 0				
6- 5	0- 0	0- 0	CONFERENCE	0- 0	1- 2	5- 3				
2- 4	0- 0	0- 0	HOME	0- 0	0- 1	2- 3				
4- 1	0- 0	0- 0	AWAY	0- 0	1- 1	3- 0				
0- 0	0- 0	0- 0	NEUTRAL	0- 0	0- 0	0- 0				

RPI S	Opponent	Score	RPI S	Opponent	Score	RPI S	Opponent	Score	RPI S	Opponent	Score	Team's RPI: 282
						62	A Ohio	41 78	111	A SFA	45 67	
									124	A Kansas St.	41 85	
									125	H A&M-Corpus Christi	38 64	
									128	A Abilene Christian	71 70	
									163	H New Orleans	55 67	
									166	A Sam Houston St.	77 74	
									207	H Central Ark.	37 47	
									225	A Lamar University	67 48	
									238	H San Diego St.	48 57	
									263	A Colorado St.	47 75	
									285	H Nicholls St.	53 51	
									302	A UTSA	56 63	
									311	H Houston Baptist	55 60	
									331	H McNeese	73 56	
									338	A Northwestern St.	69 67	
LAST 10 Division I												
			166	A Sam Houston St.	77 74				111	A SFA	45 67	
			128	A Abilene Christian	71 70				331	H McNeese	73 56	
			311	H Houston Baptist	55 60				163	H New Orleans	55 67	
			125	H A&M-Corpus Christi	38 64				338	A Northwestern St.	69 67	
			225	A Lamar University	67 48				285	H Nicholls St.	53 51	

Non-Div I Games: Schreiner 70 35 Tex. A&M Int'l 55 38 Paul Quinn 79 62 UNKNOWN 74 52 Incarnate Word

# Indiana

Through Games Of Feb. 5, 2020

Average RPI Win:	115	WON-LOST	WINNING	LAST 10	STRENGTH OF	OPP. STRENGTH	TEAM	ADJ.	CONF.	ADJ CONF.
Average RPI Loss:	10	RECORD	PCT. RANK	GAMES	SCHEDULE	OF SCHEDULE	RPI	RPI	RPI	RPI
DIV. I ONLY	18- 5	37	7-3	8	13	13	13	2	2	
DIV. I NON-CONF.	10- 2	29	0	13	31	11	11	2	2	
TOTALS	RPI 1-25	RPI 26-50	W-L RECORDS	RPI 51-100	RPI 101-150	RPI 150+				
18- 5	1- 5	3- 0	OVERALL	5- 0	3- 0	6- 0				
10- 2	0- 2	1- 0	HOME	2- 0	2- 0	5- 0				
6- 2	0- 2	2- 0	AWAY	2- 0	1- 0	1- 0				
2- 1	1- 1	0- 0	NEUTRAL	1- 0	0- 0	0- 0				
10- 2	1- 2	0- 0	NON-CONFERENCE	4- 0	1- 0	4- 0				
5- 1	0- 1	0- 0	HOME	1- 0	0- 0	4- 0				
3- 0	0- 0	0- 0	AWAY	2- 0	1- 0	0- 0				
2- 1	1- 1	0- 0	NEUTRAL	1- 0	0- 0	0- 0				
8- 3	0- 3	3- 0	CONFERENCE	1- 0	2- 0	2- 0				
5- 1	0- 1	1- 0	HOME	1- 0	2- 0	1- 0				
3- 2	0- 2	2- 0	AWAY	0- 0	0- 0	1- 0				
0- 0	0- 0	0- 0	NEUTRAL	0- 0	0- 0	0- 0				

RPI	S	Opponent	Score	RPI	S	Opponent	Score	RPI	S	Opponent	Score	RPI	S	Opponent	Score
2	N	South Carolina	71 57	33	A	Purdue	66 54	54	H	Minnesota	65 52	101	H	Michigan St.	79 67
5	H	UCLA	58 68	33	H	Purdue	66 48	57	A	Miami (FL)	58 45	113	H	Wisconsin	75 65
7	N	Baylor	62 77	46	A	Rutgers	66 56	84	N	Washington St.	78 44	119	A	Florida	73 49
9	A	Maryland	62 76					94	A	Butler	64 53	158	H	Jackson St.	91 51
12	A	Iowa	85 91					96	H	North Florida	72 45	161	H	Illinois	83 42
16	H	Northwestern	69 71									188	A	Penn St.	76 60
												213	H	Mt. St. Mary's	75 52
												232	H	Youngstown St.	93 56
												285	H	Nicholls St.	111 47
LAST 10 Division I															
33	A	Purdue	66 54	16	H	Northwestern	69 71								
113	H	Wisconsin	75 65	12	A	Iowa	85 91								
54	H	Minnesota	65 52	33	H	Purdue	66 48								
188	A	Penn St.	76 60	161	H	Illinois	83 42								
9	A	Maryland	62 76	46	A	Rutgers	66 56								

Non-Div I Games:

Indiana

Loss, Non-Conf, S Site, H Home A Away N Neutral

Average RPI Win:	<b>297</b>	WON-LOST	WINNING	LAST 10	STRENGTH OF	OPP. STRENGTH	TEAM	ADJ.	CONF.	ADJ CONF.
Average RPI Loss:	<b>123</b>	RECORD	PCT. RANK	GAMES	SCHEDULE	OF SCHEDULE	RPI	RPI	RPI	RPI
DIV. I ONLY	<b>3- 18</b>	<b>328</b>	<b>1-9</b>	<b>96</b>	<b>170</b>	<b>278</b>	<b>278</b>	<b>7</b>	<b>7</b>	
DIV. I NON-CONF.	<b>2- 10</b>	<b>313</b>	<b>0-1</b>	<b>195</b>	<b>303</b>	<b>295</b>	<b>295</b>	<b>7</b>	<b>7</b>	
TOTALS	RPI 1-25	RPI 26-50	W-L RECORDS	RPI 51-100	RPI 101-150	RPI 150+				
3- 18	0- 1	0- 3	OVERALL	0- 4	0- 4	3- 6				
1- 8	0- 1	0- 0	HOME	0- 2	0- 2	1- 3				
2- 9	0- 0	0- 3	AWAY	0- 2	0- 2	2- 2				
0- 1	0- 0	0- 0	NEUTRAL	0- 0	0- 0	0- 1				
2- 10	0- 0	0- 1	NON-CONFERENCE	0- 1	0- 3	2- 5				
0- 4	0- 0	0- 0	HOME	0- 1	0- 1	0- 2				
2- 5	0- 0	0- 1	AWAY	0- 0	0- 2	2- 2				
0- 1	0- 0	0- 0	NEUTRAL	0- 0	0- 0	0- 1				
1- 8	0- 1	0- 2	CONFERENCE	0- 3	0- 1	1- 1				
1- 4	0- 1	0- 0	HOME	0- 1	0- 1	1- 1				
0- 4	0- 0	0- 2	AWAY	0- 2	0- 0	0- 0				
0- 0	0- 0	0- 0	NEUTRAL	0- 0	0- 0	0- 0				

RPI 1-25				RPI 26-50				RPI 51-100				RPI 101+ Team's RPI: 278			
RPI	S	Opponent	Score	RPI	S	Opponent	Score	RPI	S	Opponent	Score	RPI	S	Opponent	Score
8	H	Missouri St.	55 76	27	A	Drake	65 105	52	A	Bradley	75 91	107	A	Kansas	72 84
				48	A	UNI	43 73	69	A	Illinois St.	69 83	114	A	Pacific	66 83
				50	A	Colorado	46 59	81	H	Southern Ill.	55 78	118	H	Loyola Chicago	51 58
								90	H	Saint Louis	53 55	137	H	Southeast Mo. St.	58 68
												159	H	Valparaiso	56 75
												205	A	Murray St.	62 70
												208	H	Northern Ky.	68 70
												211	A	Western Ill.	72 83
												231	A	Eastern Ill.	59 57
												258	H	Marshall	60 72
												273	N	CSUN	59 67
												325	H	Evansville	68 58
												336	A	UIC	61 40
LAST 10 Division I															
325	H	Evansville	68 58	118	H	Loyola Chicago	51 58								
81	H	Southern Ill.	55 78	159	H	Valparaiso	56 75								
8	H	Missouri St.	55 76	52	A	Bradley	75 91								
48	A	UNI	43 73	69	A	Illinois St.	69 83								
27	A	Drake	65 105	90	H	Saint Louis	53 55								

Non-Div I Games:

Indiana St.

Average RPI Win:	262	WON-LOST	WINNING	LAST 10	STRENGTH OF	OPP. STRENGTH	TEAM	ADJ.	CONF.	ADJ CONF.
Average RPI Loss:	133	RECORD	PCT. RANK	GAMES	SCHEDULE	OF SCHEDULE	RPI	RPI	RPI	RPI
DIV. I ONLY	4- 14	308	3-7	52	275	237	237	24	24	
DIV. I NON-CONF.	1- 8	322	0-1	15	239	207	207	25	25	
TOTALS	RPI 1-25	RPI 26-50	W-L RECORDS	RPI 51-100	RPI 101-150	RPI 150+				
4- 14	0- 1	0- 0	OVERALL	0- 5	0- 3	4- 5				
1- 8	0- 0	0- 0	HOME	0- 4	0- 1	1- 3				
3- 4	0- 1	0- 0	AWAY	0- 1	0- 1	3- 1				
0- 2	0- 0	0- 0	NEUTRAL	0- 0	0- 1	0- 1				
1- 8	0- 1	0- 0	NON-CONFERENCE	0- 3	0- 3	1- 1				
0- 3	0- 0	0- 0	HOME	0- 2	0- 1	0- 0				
1- 3	0- 1	0- 0	AWAY	0- 1	0- 1	1- 0				
0- 2	0- 0	0- 0	NEUTRAL	0- 0	0- 1	0- 1				
3- 6	0- 0	0- 0	CONFERENCE	0- 2	0- 0	3- 4				
1- 5	0- 0	0- 0	HOME	0- 2	0- 0	1- 3				
2- 1	0- 0	0- 0	AWAY	0- 0	0- 0	2- 1				
0- 0	0- 0	0- 0	NEUTRAL	0- 0	0- 0	0- 0				

RPI 1-25				RPI 26-50				RPI 51-100				RPI 101+ Team's RPI: 237			
RPI	S	Opponent	Score	RPI	S	Opponent	Score	RPI	S	Opponent	Score	RPI	S	Opponent	Score
18	A	Central Mich.	50 70					78	H	Seton Hall	37 89	104	A	Penn	42 74
								79	A	Stony Brook	40 59	132	N	Washington	34 65
								83	H	Marist	56 73	142	H	Massachusetts	51 65
								86	H	Rider	37 81	169	A	Quinnipiac	75 71
								100	H	Duquesne	74 76	169	H	Quinnipiac	63 67
												194	N	Towson	58 75
												209	H	Fairfield	40 52
												215	A	Manhattan	32 54
												248	H	Niagara	57 63
												261	A	Winthrop	68 61
												279	A	Monmouth	36 33
												337	H	Saint Peter's	69 59
LAST 10 Division I															
83	H	Marist	56 73	248	H	Niagara	57 63								
169	H	Quinnipiac	63 67	279	A	Monmouth	36 33								
215	A	Manhattan	32 54	86	H	Rider	37 81								
337	H	Saint Peter's	69 59	169	A	Quinnipiac	75 71								
209	H	Fairfield	40 52	142	H	Massachusetts	51 65								

Non-Div I Games:

Iona

Average RPI Win:	106	WON-LOST	WINNING	LAST 10	STRENGTH OF	OPP. STRENGTH	TEAM	ADJ.	CONF.	ADJ CONF.
Average RPI Loss:	73	RECORD	PCT. RANK	GAMES	SCHEDULE	OF SCHEDULE	RPI	RPI	RPI	RPI
DIV. I ONLY	18- 4	24	9-1	19	18	12	12	2	2	
DIV. I NON-CONF.	9- 2	38	0	57	72	19	19	2	2	
TOTALS	RPI 1-25	RPI 26-50	W-L RECORDS	RPI 51-100	RPI 101-150	RPI 150+				
18- 4	4- 0	2- 2	OVERALL	3- 1	2- 1	7- 0				
11- 0	3- 0	2- 0	HOME	0- 0	1- 0	5- 0				
5- 3	1- 0	0- 2	AWAY	2- 1	1- 0	1- 0				
2- 1	0- 0	0- 0	NEUTRAL	1- 0	0- 1	1- 0				
9- 2	1- 0	1- 1	NON-CONFERENCE	2- 0	0- 1	5- 0				
6- 0	1- 0	1- 0	HOME	0- 0	0- 0	4- 0				
1- 1	0- 0	0- 1	AWAY	1- 0	0- 0	0- 0				
2- 1	0- 0	0- 0	NEUTRAL	1- 0	0- 1	1- 0				
9- 2	3- 0	1- 1	CONFERENCE	1- 1	2- 0	2- 0				
5- 0	2- 0	1- 0	HOME	0- 0	1- 0	1- 0				
4- 2	1- 0	0- 1	AWAY	1- 1	1- 0	1- 0				
0- 0	0- 0	0- 0	NEUTRAL	0- 0	0- 0	0- 0				

RPI	S	Opponent	Score	RPI	S	Opponent	Score	RPI	S	Opponent	Score	RPI	S	Opponent	Score
9	H	Maryland	66 61	27	H	Drake	79 67	51	A	Iowa St.	75 69	101	H	Michigan St.	74 57
13	H	Indiana	91 85	28	H	Ohio St.	77 68	54	A	Minnesota	76 75	113	A	Wisconsin	85 78
16	A	Northwestern	77 51	39	A	Michigan	63 78	74	A	Nebraska	69 78	132	N	Washington	63 70
19	H	Princeton	77 75	48	A	UNI	66 88	88	N	Cincinnati	69 61	161	H	Illinois	108 72
												173	H	North Ala.	86 81
												175	H	Clemson	74 60
												184	H	Fla. Atlantic	85 53
												188	A	Penn St.	77 66
												194	N	Towson	100 72
												321	H	N.C. Central	102 50
LAST 10 Division I															
39	A	Michigan	63 78	54	A	Minnesota	76 75	13	H	Indiana	91 85	9	H	Maryland	66 61
188	A	Penn St.	77 66	16	A	Northwestern	77 51	161	H	Illinois	108 72				
101	H	Michigan St.	74 57												
28	H	Ohio St.	77 68												
113	A	Wisconsin	85 78												

Non-Div I Games:

Iowa

Average RPI Win:	158	WON-LOST	WINNING	LAST 10	STRENGTH OF	OPP. STRENGTH	TEAM	ADJ.	CONF.	ADJ CONF.
Average RPI Loss:	29	RECORD	PCT. RANK	GAMES	SCHEDULE	OF SCHEDULE	RPI	RPI	RPI	RPI
DIV. I ONLY	13- 8	104	5-5	23	55	51	51	3	3	
DIV. I NON-CONF.	8- 3	68	0	91	182	79	79	4	4	
TOTALS	RPI 1-25	RPI 26-50	W-L RECORDS	RPI 51-100	RPI 101-150	RPI 150+				
13- 8	0- 3	0- 5	OVERALL	3- 0	4- 0	6- 0				
9- 4	0- 2	0- 2	HOME	1- 0	3- 0	5- 0				
4- 4	0- 1	0- 3	AWAY	2- 0	1- 0	1- 0				
0- 0	0- 0	0- 0	NEUTRAL	0- 0	0- 0	0- 0				
8- 3	0- 1	0- 2	NON-CONFERENCE	1- 0	1- 0	6- 0				
6- 2	0- 1	0- 1	HOME	0- 0	1- 0	5- 0				
2- 1	0- 0	0- 1	AWAY	1- 0	0- 0	1- 0				
0- 0	0- 0	0- 0	NEUTRAL	0- 0	0- 0	0- 0				
5- 5	0- 2	0- 3	CONFERENCE	2- 0	3- 0	0- 0				
3- 2	0- 1	0- 1	HOME	1- 0	2- 0	0- 0				
2- 3	0- 1	0- 2	AWAY	1- 0	1- 0	0- 0				
0- 0	0- 0	0- 0	NEUTRAL	0- 0	0- 0	0- 0				

RPI 1-25				RPI 26-50				RPI 51-100				Team's RPI: 51	RPI 101+			
RPI	S	Opponent	Score	RPI	S	Opponent	Score	RPI	S	Opponent	Score		RPI	S	Opponent	Score
7	A	Baylor	62 83	27	A	Drake	81 86	55	A	Oklahoma St.	64 63		102	H	Texas Southern	79 59
12	H	Iowa	69 75	37	A	Oklahoma	72 81	55	H	Oklahoma St.	74 63		107	H	Kansas	89 67
22	H	TCU	74 77	38	H	Texas	75 81	72	A	Alabama	75 66		124	H	Kansas St.	73 59
				41	A	West Virginia	71 79						148	A	Texas Tech	96 66
				48	H	UNI	63 71						163	H	New Orleans	71 53
													173	H	North Ala.	80 72
													199	H	Wright St.	79 71
													244	H	Southern U.	69 36
													290	A	North Dakota St.	86 58
													319	H	Ark.-Pine Bluff	90 40
LAST 10 Division I																
55	H	Oklahoma St.	74 63	55	A	Oklahoma St.	64 63									
41	A	West Virginia	71 79	22	H	TCU	74 77									
7	A	Baylor	62 83	37	A	Oklahoma	72 81									
107	H	Kansas	89 67	38	H	Texas	75 81									
124	H	Kansas St.	73 59	148	A	Texas Tech	96 66									

Non-Div I Games:

Iowa St.

Average RPI Win:	280	WON-LOST	WINNING	LAST 10	STRENGTH OF	OPP. STRENGTH	TEAM	ADJ.	CONF.	ADJ CONF.
Average RPI Loss:	97	RECORD	PCT. RANK	GAMES	SCHEDULE	OF SCHEDULE	RPI	RPI	RPI	RPI
DIV. I ONLY	11- 8	122	10-0	280	238	158	158	32	32	
DIV. I NON-CONF.	2- 8	295	1-0	74	45	205	205	31	31	
TOTALS	RPI 1-25	RPI 26-50	W-L RECORDS	RPI 51-100	RPI 101-150	RPI 150+				
11- 8	0- 2	0- 0	OVERALL	0- 3	1- 1	10- 2				
6- 1	0- 1	0- 0	HOME	0- 0	1- 0	5- 0				
5- 7	0- 1	0- 0	AWAY	0- 3	0- 1	5- 2				
0- 0	0- 0	0- 0	NEUTRAL	0- 0	0- 0	0- 0				
2- 8	0- 2	0- 0	NON-CONFERENCE	0- 3	0- 1	2- 2				
1- 1	0- 1	0- 0	HOME	0- 0	0- 0	1- 0				
1- 7	0- 1	0- 0	AWAY	0- 3	0- 1	1- 2				
0- 0	0- 0	0- 0	NEUTRAL	0- 0	0- 0	0- 0				
9- 0	0- 0	0- 0	CONFERENCE	0- 0	1- 0	8- 0				
5- 0	0- 0	0- 0	HOME	0- 0	1- 0	4- 0				
4- 0	0- 0	0- 0	AWAY	0- 0	0- 0	4- 0				
0- 0	0- 0	0- 0	NEUTRAL	0- 0	0- 0	0- 0				

RPI 1-25				RPI 26-50				RPI 51-100				RPI 101+ Team's RPI: 158			
RPI	S	Opponent	Score	RPI	S	Opponent	Score	RPI	S	Opponent	Score	RPI	S	Opponent	Score
13	A	Indiana	51 91					52	A	Bradley	69 78	102	H	Texas Southern	81 79
14	H	Mississippi St.	53 92					57	A	Miami (FL)	68 83	141	A	Tulane	46 82
								69	A	Illinois St.	55 77	153	H	Louisiana	65 54
												207	A	Central Ark.	54 57
												220	A	Southeastern La.	59 63
												244	A	Southern U.	72 51
												280	H	Alabama A&M	67 53
												297	H	Prairie View	53 49
												318	A	Alcorn	83 67
												319	A	Ark.-Pine Bluff	56 44
												333	H	Alabama St.	94 62
												338	A	Northwestern St.	66 49
												347	H	Grambling	61 46
												351	A	Mississippi Val.	90 61
LAST 10 Division I															
319	A	Ark.-Pine Bluff	56 44	244	A	Southern U.	72 51								
351	A	Mississippi Val.	90 61	318	A	Alcorn	83 67								
347	H	Grambling	61 46	280	H	Alabama A&M	67 53								
297	H	Prairie View	53 49	333	H	Alabama St.	94 62								
102	H	Texas Southern	81 79	153	H	Louisiana	65 54								

Non-Div I Games:

Jackson St.

■ Loss, 
 ■ Non-Conf, 
 ■ S Site, 
 ■ H Home 
 ■ A Away 
 N Neutral

# Jacksonville

Through Games Of Feb. 5, 2020

Average RPI Win:	282	WON-LOST	WINNING	LAST 10	STRENGTH OF	OPP. STRENGTH	TEAM	ADJ.	CONF.	ADJ CONF.
Average RPI Loss:	97	RECORD	PCT. RANK	GAMES	SCHEDULE	OF SCHEDULE	RPI	RPI	RPI	RPI
DIV. I ONLY	11- 9	138	6-4	236	241	182	182	16	16	
DIV. I NON-CONF.	6- 5	151	1-0	278	291	210	210	16	16	
TOTALS	RPI 1-25	RPI 26-50	W-L RECORDS	RPI 51-100	RPI 101-150	RPI 150+				
11- 9	0- 1	0- 2	OVERALL	0- 2	0- 2	11- 2				
6- 4	0- 0	0- 1	HOME	0- 1	0- 1	6- 1				
5- 5	0- 1	0- 1	AWAY	0- 1	0- 1	5- 1				
0- 0	0- 0	0- 0	NEUTRAL	0- 0	0- 0	0- 0				
6- 5	0- 1	0- 1	NON-CONFERENCE	0- 1	0- 1	6- 1				
3- 2	0- 0	0- 0	HOME	0- 0	0- 1	3- 1				
3- 3	0- 1	0- 1	AWAY	0- 1	0- 0	3- 0				
0- 0	0- 0	0- 0	NEUTRAL	0- 0	0- 0	0- 0				
5- 4	0- 0	0- 1	CONFERENCE	0- 1	0- 1	5- 1				
3- 2	0- 0	0- 1	HOME	0- 1	0- 0	3- 0				
2- 2	0- 0	0- 0	AWAY	0- 0	0- 1	2- 1				
0- 0	0- 0	0- 0	NEUTRAL	0- 0	0- 0	0- 0				

RPI 1-25				RPI 26-50				RPI 51-100				RPI 101+ Team's RPI: 182			
RPI	S	Opponent	Score	RPI	S	Opponent	Score	RPI	S	Opponent	Score	RPI	S	Opponent	Score
23	A	Florida St.	41 75	26	H	FGCU	68 81	80	A	South Fla.	39 70	109	A	Liberty	76 85
				50	A	Colorado	44 66	96	H	North Florida	64 70	146	H	Bethune-Cookman	52 53
												173	A	North Ala.	65 76
												173	H	North Ala.	67 56
												174	H	Norfolk St.	64 71
												224	A	Kennesaw St.	93 83
												228	H	Stetson	57 52
												265	A	Lipscomb	73 64
												283	H	FIU	77 52
												285	H	Nicholls St.	72 55
												306	A	Jacksonville St.	55 40
												330	H	NJIT	88 67
												332	A	Mercer	87 83
												335	H	USC Upstate	87 43
												346	A	Florida A&M	88 54
LAST 10 Division I															
				26	H	FGCU	68 81					228	H	Stetson	57 52
				173	H	North Ala.	67 56					330	H	NJIT	88 67
				265	A	Lipscomb	73 64					109	A	Liberty	76 85
				224	A	Kennesaw St.	93 83					173	A	North Ala.	65 76
				96	H	North Florida	64 70					332	A	Mercer	87 83

Non-Div I Games: Thomas (GA) 94 36 Johnson (FL) 114 35

Jacksonville

Loss, Non-Conf, S Site, H Home A Away N Neutral



## Jacksonville St.

Through Games Of Feb. 5, 2020

Average RPI Win:	262	WON-LOST	WINNING	LAST 10	STRENGTH OF	OPP. STRENGTH	TEAM	ADJ.	CONF.	ADJ CONF.
Average RPI Loss:	202	RECORD	PCT. RANK	GAMES	SCHEDULE	OF SCHEDULE	RPI	RPI	RPI	RPI
DIV. I ONLY	8- 11	227	6-4	344	214	306	306	19	19	
DIV. I NON-CONF.	2- 7	288	0	320	253	337	337	22	22	
TOTALS	RPI 1-25	RPI 26-50	W-L RECORDS	RPI 51-100	RPI 101-150	RPI 150+				
8- 11	0- 0	0- 0	OVERALL	1- 2	0- 1	7- 8				
6- 3	0- 0	0- 0	HOME	1- 0	0- 0	5- 3				
2- 6	0- 0	0- 0	AWAY	0- 2	0- 1	2- 3				
0- 2	0- 0	0- 0	NEUTRAL	0- 0	0- 0	0- 2				
2- 7	0- 0	0- 0	NON-CONFERENCE	0- 2	0- 1	2- 4				
2- 1	0- 0	0- 0	HOME	0- 0	0- 0	2- 1				
0- 4	0- 0	0- 0	AWAY	0- 2	0- 1	0- 1				
0- 2	0- 0	0- 0	NEUTRAL	0- 0	0- 0	0- 2				
6- 4	0- 0	0- 0	CONFERENCE	1- 0	0- 0	5- 4				
4- 2	0- 0	0- 0	HOME	1- 0	0- 0	3- 2				
2- 2	0- 0	0- 0	AWAY	0- 0	0- 0	2- 2				
0- 0	0- 0	0- 0	NEUTRAL	0- 0	0- 0	0- 0				

RPI 1-25				RPI 26-50				RPI 51-100				RPI 101+				Team's RPI: 306	
RPI	S	Opponent	Score	RPI	S	Opponent	Score	RPI	S	Opponent	Score	RPI	S	Opponent	Score		
								63	H	Belmont	60 41	117	A	Auburn	53	62	
								75	A	Troy	64 94	182	H	Jacksonville	40	55	
								97	A	Vanderbilt	66 88	195	H	Austin Peay	57	63	
												205	H	Murray St.	68 51		
												208	N	Northern Ky.	63	66	
												231	A	Eastern Ill.	52	55	
												252	A	Morehead St.	48	67	
												252	H	Morehead St.	55	69	
												265	H	Lipscomb	65 63		
												276	A	Eastern Ky.	43 33		
												276	H	Eastern Ky.	68 54		
												281	N	Oakland	55	61	
												327	A	SIUE	53 44		
												333	A	Alabama St.	63	68	
												340	H	Tennessee St.	70 48		
												346	H	Florida A&M	72 67		
LAST 10 Division I																	
				63	H	Belmont	60 41	231	A	Eastern Ill.	52	55					
				340	H	Tennessee St.	70 48	195	H	Austin Peay	57	63					
				252	H	Morehead St.	55 69	205	H	Murray St.	68 51						
				276	H	Eastern Ky.	68 54	276	A	Eastern Ky.	43 33						
				327	A	SIUE	53 44	252	A	Morehead St.	48	67					

Non-Div I Games: Clark Atlanta 75 46 Fort Valley St. 87 65

Jacksonville St.

Loss, Non-Conf, S Site, H Home A Away N Neutral

Average RPI Win:	174	WON-LOST	WINNING	LAST 10	STRENGTH OF	OPP. STRENGTH	TEAM	ADJ.	CONF.	ADJ CONF.
Average RPI Loss:	76	RECORD	PCT. RANK	GAMES	SCHEDULE	OF SCHEDULE	RPI	RPI	RPI	RPI
DIV. I ONLY	16- 4	33	8-2	144	84	43	43	14	14	
DIV. I NON-CONF.	9- 2	38	1-0	99	13	33	33	13	13	
TOTALS	RPI 1-25	RPI 26-50	W-L RECORDS	RPI 51-100	RPI 101-150	RPI 150+				
16- 4	0- 1	1- 1	OVERALL	2- 1	5- 0	8- 1				
9- 1	0- 1	1- 0	HOME	0- 0	4- 0	4- 0				
6- 3	0- 0	0- 1	AWAY	1- 1	1- 0	4- 1				
1- 0	0- 0	0- 0	NEUTRAL	1- 0	0- 0	0- 0				
9- 2	0- 1	1- 1	NON-CONFERENCE	2- 0	3- 0	3- 0				
5- 1	0- 1	1- 0	HOME	0- 0	2- 0	2- 0				
3- 1	0- 0	0- 1	AWAY	1- 0	1- 0	1- 0				
1- 0	0- 0	0- 0	NEUTRAL	1- 0	0- 0	0- 0				
7- 2	0- 0	0- 0	CONFERENCE	0- 1	2- 0	5- 1				
4- 0	0- 0	0- 0	HOME	0- 0	2- 0	2- 0				
3- 2	0- 0	0- 0	AWAY	0- 1	0- 0	3- 1				
0- 0	0- 0	0- 0	NEUTRAL	0- 0	0- 0	0- 0				

RPI 1-25				RPI 26-50				Team's RPI: 43				RPI 51-100				RPI 101+			
RPI	S	Opponent	Score	RPI	S	Opponent	Score	RPI	S	Opponent	Score	RPI	S	Opponent	Score	RPI	S	Opponent	Score
9	H	Maryland	68 70	45	A	Virginia	49 55	56	A	Drexel	48 70	109	H	Liberty	76 53				
				49	H	St. John's (NY)	76 73	60	N	UCF	46 43	127	H	Northeastern	67 54				
								89	A	Villanova	56 52	140	H	William & Mary	84 70				
												143	A	George Washington	69 50				
												149	H	Robert Morris	59 32				
												152	H	Elon	61 48				
												194	A	Towson	75 76				
												210	A	Delaware	60 39				
												240	A	Georgetown	66 59				
												245	A	Col. of Charleston	87 53				
												246	H	Longwood	93 53				
												255	A	UNCW	66 58				
												262	H	Delaware St.	83 64				
												312	H	Hofstra	92 50				
LAST 10 Division I																			
				56	A	Drexel	48 70	255	A	UNCW	66 58								
				210	A	Delaware	60 39	194	A	Towson	75 76								
				127	H	Northeastern	67 54	152	H	Elon	61 48								
				312	H	Hofstra	92 50	140	H	William & Mary	84 70								
				245	A	Col. of Charleston	87 53	149	H	Robert Morris	59 32								

Non-Div I Games:

James Madison

■ Loss, 
 ■ Non-Conf, S Site, 
 ■ Home 
 ■ Away 
 N Neutral

Average RPI Win: 214		WON-LOST	WINNING	LAST 10	STRENGTH OF	OPP. STRENGTH	TEAM	ADJ.	CONF.	ADJ CONF.
Average RPI Loss: 42		RECORD	PCT. RANK	GAMES	SCHEDULE	OF SCHEDULE	RPI	RPI	RPI	RPI
DIV. I ONLY		12- 9	127	1-9	89	60	107	107	3	3
DIV. I NON-CONF.		11- 0	1	0	302	192	56	56	4	4
TOTALS		RPI 1-25	RPI 26-50		W-L RECORDS		RPI 51-100	RPI 101-150	RPI 150+	
12- 9	0- 3	0- 3		OVERALL		1- 2	2- 1		9- 0	
9- 4	0- 1	0- 2		HOME		0- 0	2- 1		7- 0	
2- 5	0- 2	0- 1		AWAY		1- 2	0- 0		1- 0	
1- 0	0- 0	0- 0		NEUTRAL		0- 0	0- 0		1- 0	
11- 0	0- 0	0- 0		NON-CONFERENCE		1- 0	1- 0		9- 0	
8- 0	0- 0	0- 0		HOME		0- 0	1- 0		7- 0	
2- 0	0- 0	0- 0		AWAY		1- 0	0- 0		1- 0	
1- 0	0- 0	0- 0		NEUTRAL		0- 0	0- 0		1- 0	
1- 9	0- 3	0- 3		CONFERENCE		0- 2	1- 1		0- 0	
1- 4	0- 1	0- 2		HOME		0- 0	1- 1		0- 0	
0- 5	0- 2	0- 1		AWAY		0- 2	0- 0		0- 0	
0- 0	0- 0	0- 0		NEUTRAL		0- 0	0- 0		0- 0	

RPI 1-25				RPI 26-50				RPI 51-100				RPI 101+				Team's RPI: 107	
RPI	S	Opponent	Score	RPI	S	Opponent	Score	RPI	S	Opponent	Score	RPI	S	Opponent	Score		
7	A	Baylor	44 97	37	H	Oklahoma	82 94	51	A	Iowa St.	67 89	119	H	Florida	76 66		
7	H	Baylor	47 90	38	A	Texas	77 85	55	A	Oklahoma St.	49 67	124	H	Kansas St.	61 69		
22	A	TCU	59 73	41	H	West Virginia	49 68	90	A	Saint Louis	68 60	148	H	Texas Tech	67 50		
												171	H	Saint Mary's (CA)	86 81		
												184	A	Fla. Atlantic	90 60		
												199	N	Wright St.	74 63		
												201	H	UMass Lowell	79 44		
												271	H	Wofford	83 64		
												274	H	Texas St.	68 48		
												278	H	Indiana St.	84 72		
												293	H	Omaha	63 48		
												336	H	UIC	91 50		
LAST 10 Division I																	
				7	A	Baylor	44 97	148	H	Texas Tech	67 50						
				37	H	Oklahoma	82 94	7	H	Baylor	47 90						
				124	H	Kansas St.	61 69	22	A	TCU	59 73						
				51	A	Iowa St.	67 89	41	H	West Virginia	49 68						
				38	A	Texas	77 85	55	A	Oklahoma St.	49 67						

Non-Div I Games:

## Kansas

Loss, Non-Conf, S Site, H Home A Away N Neutral

Average RPI Win:	215	WON-LOST	WINNING	LAST 10	STRENGTH OF	OPP. STRENGTH	TEAM	ADJ.	CONF.	ADJ CONF.
Average RPI Loss:	63	RECORD	PCT. RANK	GAMES	SCHEDULE	OF SCHEDULE	RPI	RPI	RPI	RPI
DIV. I ONLY	10- 10	179	5-5	61	80	124	124	3	3	
DIV. I NON-CONF.	6- 5	151	1-0	210	193	190	190	4	4	
TOTALS	RPI 1-25	RPI 26-50	W-L RECORDS	RPI 51-100	RPI 101-150	RPI 150+				
10- 10	0- 2	1- 3	OVERALL	0- 2	3- 2	6- 1				
7- 4	0- 0	1- 2	HOME	0- 1	1- 1	5- 0				
3- 4	0- 2	0- 1	AWAY	0- 1	2- 0	1- 0				
0- 2	0- 0	0- 0	NEUTRAL	0- 0	0- 1	0- 1				
6- 5	0- 1	0- 1	NON-CONFERENCE	0- 0	0- 2	6- 1				
5- 1	0- 0	0- 0	HOME	0- 0	0- 1	5- 0				
1- 2	0- 1	0- 1	AWAY	0- 0	0- 0	1- 0				
0- 2	0- 0	0- 0	NEUTRAL	0- 0	0- 1	0- 1				
4- 5	0- 1	1- 2	CONFERENCE	0- 2	3- 0	0- 0				
2- 3	0- 0	1- 2	HOME	0- 1	1- 0	0- 0				
2- 2	0- 1	0- 0	AWAY	0- 1	2- 0	0- 0				
0- 0	0- 0	0- 0	NEUTRAL	0- 0	0- 0	0- 0				

RPI	S	Opponent	Score	RPI	S	Opponent	Score	RPI	S	Opponent	Score	RPI	S	Opponent	Score	Team's RPI: 124
1	A	Oregon	51 89	37	H	Oklahoma	92 74	51	A	Iowa St.	59 73	101	N	Michigan St.	60 65	
22	A	TCU	61 65	38	H	Texas	63 71	55	H	Oklahoma St.	63 70	107	A	Kansas	69 61	
				40	A	Arkansas	72 81					112	H	UT Arlington	53 57	
				41	H	West Virginia	63 74					148	A	Texas Tech	76 72	
												148	H	Texas Tech	84 70	
												168	N	Memphis	68 72	
												247	A	UMKC	74 67	
												254	H	Oral Roberts	109 69	
												282	H	Incarnate Word	85 41	
												293	H	Omaha	73 48	
												300	H	UTRGV	79 66	
												336	H	UIC	84 40	
LAST 10 Division I																
148	H	Texas Tech	84 70	38	H	Texas	63 71									
22	A	TCU	61 65	55	H	Oklahoma St.	63 70									
107	A	Kansas	69 61	148	A	Texas Tech	76 72									
37	H	Oklahoma	92 74	41	H	West Virginia	63 74									
51	A	Iowa St.	59 73	300	H	UTRGV	79 66									

Non-Div I Games:

Kansas St.

■ Loss, 
■ Non-Conf, 
■ S Site, 
■ H Home 
■ A Away 
N Neutral

Average RPI Win:	262	WON-LOST	WINNING	LAST 10	STRENGTH OF	OPP. STRENGTH	TEAM	ADJ.	CONF.	ADJ CONF.
Average RPI Loss:	129	RECORD	PCT. RANK	GAMES	SCHEDULE	OF SCHEDULE	RPI	RPI	RPI	RPI
DIV. I ONLY	8- 11	227	3-7	247	179	224	224	16	16	
DIV. I NON-CONF.	5- 5	164	0-1	277	246	204	204	16	16	
TOTALS	RPI 1-25	RPI 26-50	W-L RECORDS	RPI 51-100	RPI 101-150	RPI 150+				
8- 11	0- 0	0- 1	OVERALL	0- 5	1- 2	7- 3				
3- 4	0- 0	0- 0	HOME	0- 2	1- 0	2- 2				
4- 7	0- 0	0- 1	AWAY	0- 3	0- 2	4- 1				
1- 0	0- 0	0- 0	NEUTRAL	0- 0	0- 0	1- 0				
5- 5	0- 0	0- 0	NON-CONFERENCE	0- 3	1- 1	4- 1				
2- 1	0- 0	0- 0	HOME	0- 1	1- 0	1- 0				
2- 4	0- 0	0- 0	AWAY	0- 2	0- 1	2- 1				
1- 0	0- 0	0- 0	NEUTRAL	0- 0	0- 0	1- 0				
3- 6	0- 0	0- 1	CONFERENCE	0- 2	0- 1	3- 2				
1- 3	0- 0	0- 0	HOME	0- 1	0- 0	1- 2				
2- 3	0- 0	0- 1	AWAY	0- 1	0- 1	2- 0				
0- 0	0- 0	0- 0	NEUTRAL	0- 0	0- 0	0- 0				

RPI S	Opponent	Score	RPI S	Opponent	Score	RPI S	Opponent	Score	RPI S	Opponent	Score	Team's RPI: 224
26	A FGCU	63 80	77	A Georgia	65 80	109	A Liberty	66 76	130	A Campbell	51 63	
			87	H Georgia Tech	47 63	144	H Samford	60 55	173	H North Ala.	59 56	
			96	A North Florida	33 57	182	H Jacksonville	83 93	228	H Stetson	61 67	
			96	H North Florida	55 64	255	A UNCW	58 56	265	A Lipscomb	74 66	
			100	A Duquesne	72 75	292	A Navy	62 82	295	A Ga. Southern	95 69	
						301	N UMBC	59 44	330	A NJIT	77 64	
						332	H Mercer	92 64				
LAST 10 Division I												
109	A Liberty	66 76	330	A NJIT	77 64							
96	A North Florida	33 57	265	A Lipscomb	74 66							
173	H North Ala.	59 56	96	H North Florida	55 64							
182	H Jacksonville	83 93	228	H Stetson	61 67							
26	A FGCU	63 80	100	A Duquesne	72 75							

Non-Div I Games: Middle Ga. St. 88 49

Kennesaw St.

Average RPI Win: <b>200</b>	WON-LOST	WINNING	LAST 10	STRENGTH OF	OPP. STRENGTH	TEAM	ADJ.	CONF.	ADJ CONF.
Average RPI Loss: <b>87</b>	RECORD	PCT. RANK	GAMES	SCHEDULE	OF SCHEDULE	RPI	RPI	RPI	RPI
DIV. I ONLY	11- 8	122	5-5	130	113	120	120	10	10
DIV. I NON-CONF.	6- 4	123	0-1	120	128	104	104	10	10
-----									
TOTALS	RPI 1-25	RPI 26-50	W-L RECORDS	RPI 51-100	RPI 101-150	RPI 150+			
11- 8	0- 0	0- 3	OVERALL	2- 3	1- 0	8- 2			
5- 3	0- 0	0- 1	HOME	1- 1	1- 0	3- 1			
4- 3	0- 0	0- 1	AWAY	1- 1	0- 0	3- 1			
2- 2	0- 0	0- 1	NEUTRAL	0- 1	0- 0	2- 0			
6- 4	0- 0	0- 3	NON-CONFERENCE	1- 1	1- 0	4- 0			
2- 1	0- 0	0- 1	HOME	0- 0	1- 0	1- 0			
2- 1	0- 0	0- 1	AWAY	1- 0	0- 0	1- 0			
2- 2	0- 0	0- 1	NEUTRAL	0- 1	0- 0	2- 0			
5- 4	0- 0	0- 0	CONFERENCE	1- 2	0- 0	4- 2			
3- 2	0- 0	0- 0	HOME	1- 1	0- 0	2- 1			
2- 2	0- 0	0- 0	AWAY	0- 1	0- 0	2- 1			
0- 0	0- 0	0- 0	NEUTRAL	0- 0	0- 0	0- 0			

RPI 1-25				RPI 26-50				RPI 51-100				RPI 101+				Team's RPI: 120	
RPI	S	Opponent	Score	RPI	S	Opponent	Score	RPI	S	Opponent	Score	RPI	S	Opponent	Score		
				28	H	Ohio St.	65 75	75	N	Troy	64 71	149	H	Robert Morris	82 81		
				33	A	Purdue	64 77	76	A	Ball St.	62 66	155	H	Western Mich.	75 63		
				39	N	Michigan	53 88	76	H	Ball St.	69 68	160	A	Miami (OH)	78 75		
								91	H	Buffalo	44 57	177	A	Northern Ill.	79 71		
								100	A	Duquesne	77 75	178	H	Eastern Mich.	69 74		
												179	A	Toledo	60 69		
												232	A	Youngstown St.	82 73		
												234	H	Bowling Green	61 47		
												294	H	St. Bonaventure	81 58		
												295	N	Ga. Southern	62 48		
												323	N	Purdue Fort Wayne	75 67		
LAST 10 Division I																	
				234	H	Bowling Green	61 47	177	A	Northern Ill.	79 71						
				179	A	Toledo	60 69	155	H	Western Mich.	75 63						
				76	H	Ball St.	69 68	178	H	Eastern Mich.	69 74						
				91	H	Buffalo	44 57	76	A	Ball St.	62 66						
				160	A	Miami (OH)	78 75	75	N	Troy	64 71						

Non-Div I Games: Hiram 92 36

Kent St.

## Kentucky

Through Games Of Feb. 5, 2020

Average RPI Win: 145		WON-LOST	WINNING	LAST 10	STRENGTH OF	OPP. STRENGTH	TEAM	ADJ.	CONF.	ADJ CONF.
Average RPI Loss: 36		RECORD	PCT. RANK	GAMES	SCHEDULE	OF SCHEDULE	RPI	RPI	RPI	RPI
DIV. I ONLY		17- 4	30	7-3	54	38	24	24	4	4
DIV. I NON-CONF.		11- 1	13	1-0	147	96	39	39	5	5
TOTALS		RPI 1-25	RPI 26-50		W-L RECORDS		RPI 51-100	RPI 101-150	RPI 150+	
17- 4	1- 3	2- 0		OVERALL		3- 0	5- 1	6- 0		
11- 2	1- 1	1- 0		HOME		1- 0	2- 1	6- 0		
6- 2	0- 2	1- 0		AWAY		2- 0	3- 0	0- 0		
0- 0	0- 0	0- 0		NEUTRAL		0- 0	0- 0	0- 0		
11- 1	0- 1	1- 0		NON-CONFERENCE		2- 0	2- 0	6- 0		
8- 1	0- 1	0- 0		HOME		1- 0	1- 0	6- 0		
3- 0	0- 0	1- 0		AWAY		1- 0	1- 0	0- 0		
0- 0	0- 0	0- 0		NEUTRAL		0- 0	0- 0	0- 0		
6- 3	1- 2	1- 0		CONFERENCE		1- 0	3- 1	0- 0		
3- 1	1- 0	1- 0		HOME		0- 0	1- 1	0- 0		
3- 2	0- 2	0- 0		AWAY		1- 0	2- 0	0- 0		
0- 0	0- 0	0- 0		NEUTRAL		0- 0	0- 0	0- 0		

RPI	S	Opponent	Score	RPI	S	Opponent	Score	RPI	S	Opponent	Score	RPI	S	Opponent	Score
2	A	South Carolina	72 99	44	H	Tennessee	80 76	58	A	Middle Tenn.	67 52	117	H	Auburn	68 61
3	H	Louisville	66 67	45	A	Virginia	50 47	71	H	Charlotte	86 39	119	A	Florida	65 45
17	H	Texas A&M	76 54					72	A	Alabama	81 71	119	H	Florida	62 70
20	A	LSU	59 65									129	A	California	63 61
												144	H	Samford	79 49
												147	A	Missouri	62 47
												195	H	Austin Peay	81 52
												213	H	Mt. St. Mary's	67 44
												228	H	Stetson	67 48
												252	H	Morehead St.	79 54
												261	H	Winthrop	91 36
												347	H	Grambling	81 35
LAST 10 Division I															
119	H	Florida	62 70	119	A	Florida	65 45								
147	A	Missouri	62 47	72	A	Alabama	81 71								
117	H	Auburn	68 61	44	H	Tennessee	80 76								
20	A	LSU	59 65	2	A	South Carolina	72 99								
17	H	Texas A&M	76 54	129	A	California	63 61								

Non-Div I Games:

Kentucky

■ Loss, 
■ Non-Conf, 
■ S Site, 
■ H Home 
■ A Away 
N Neutral

Average RPI Win:	288	WON-LOST	WINNING	LAST 10	STRENGTH OF	OPP. STRENGTH	TEAM	ADJ.	CONF.	ADJ CONF.
Average RPI Loss:	236	RECORD	PCT. RANK	GAMES	SCHEDULE	OF SCHEDULE	RPI	RPI	RPI	RPI
DIV. I ONLY	5- 15	296	4-6	315	349	334	334	30	30	
DIV. I NON-CONF.	1- 10	329	0-1	264	347	342	342	30	30	
TOTALS	RPI 1-25	RPI 26-50	W-L RECORDS	RPI 51-100	RPI 101-150	RPI 150+				
5- 15	0- 0	0- 0	OVERALL	0- 1	0- 1	5- 13				
4- 7	0- 0	0- 0	HOME	0- 1	0- 1	4- 5				
1- 8	0- 0	0- 0	AWAY	0- 0	0- 0	1- 8				
0- 0	0- 0	0- 0	NEUTRAL	0- 0	0- 0	0- 0				
1- 10	0- 0	0- 0	NON-CONFERENCE	0- 1	0- 0	1- 9				
1- 6	0- 0	0- 0	HOME	0- 1	0- 0	1- 5				
0- 4	0- 0	0- 0	AWAY	0- 0	0- 0	0- 4				
0- 0	0- 0	0- 0	NEUTRAL	0- 0	0- 0	0- 0				
4- 5	0- 0	0- 0	CONFERENCE	0- 0	0- 1	4- 4				
3- 1	0- 0	0- 0	HOME	0- 0	0- 1	3- 0				
1- 4	0- 0	0- 0	AWAY	0- 0	0- 0	1- 4				
0- 0	0- 0	0- 0	NEUTRAL	0- 0	0- 0	0- 0				

RPI 1-25				RPI 26-50				RPI 51-100				RPI 101+ Team's RPI: 334					
RPI	S	Opponent	Score	RPI	S	Opponent	Score	RPI	S	Opponent	Score	RPI	S	Opponent	Score		
								79	H	Stony Brook	49	80	149	H	Robert Morris	59	70
												156	A	Lafayette	60	65	
												183	A	Rhode Island	56	79	
												193	H	Cleveland St.	49	79	
												201	A	UMass Lowell	56	65	
												206	A	Merrimack	68	60	
												209	H	Fairfield	51	53	
												213	A	Mt. St. Mary's	57	75	
												256	H	Saint Francis (PA)	71	53	
												286	A	Wagner	61	63	
												289	A	Army West Point	60	67	
												299	H	Vermont	62	73	
												305	A	St. Francis Brooklyn	63	88	
												312	H	Hofstra	85	46	
												315	A	Bryant	53	57	
												321	H	N.C. Central	59	61	
												322	H	Fairleigh Dickinson	68	63	
												337	H	Saint Peter's	74	89	
												344	H	Central Conn. St.	63	61	
LAST 10 Division I																	
206	A	Merrimack	68	60	344	H	Central Conn. St.	63	61								
256	H	Saint Francis (PA)	71	53	322	H	Fairleigh Dickinson	68	63								
149	H	Robert Morris	59	70	305	A	St. Francis Brooklyn	63	88								
286	A	Wagner	61	63	213	A	Mt. St. Mary's	57	75								
315	A	Bryant	53	57	321	H	N.C. Central	59	61								

Non-Div I Games:

LIU Brooklyn

■ Loss, 
 ■ Non-Conf, 
 ■ S Site, 
 ■ H Home 
 ■ A Away 
 N Neutral



LMU (CA)				STRENGTH OF SCHEDULE	OPP. STRENGTH OF SCHEDULE	TEAM RPI	ADJ. RPI	CONF. RPI	ADJ CONF. RPI
Average RPI Win:	212	WON-LOST RECORD	WINNING PCT. RANK						
Average RPI Loss:	145		LAST 10 GAMES						
DIV. I ONLY	6- 17	294	3-7	158	127	267	267	11	11
DIV. I NON-CONF.	3- 9	279	0	213	202	283	283	11	11
-----									
TOTALS	RPI 1-25	RPI 26-50	W-L RECORDS	RPI 51-100	RPI 101-150	RPI 150+			
6- 17	0- 2	0- 1	OVERALL	0- 2	0- 4	6- 8			
3- 8	0- 0	0- 1	HOME	0- 1	0- 2	3- 4			
3- 7	0- 2	0- 0	AWAY	0- 0	0- 1	3- 4			
0- 2	0- 0	0- 0	NEUTRAL	0- 1	0- 1	0- 0			
3- 9	0- 1	0- 1	NON-CONFERENCE	0- 1	0- 1	3- 5			
1- 4	0- 0	0- 1	HOME	0- 0	0- 0	1- 3			
2- 3	0- 1	0- 0	AWAY	0- 0	0- 0	2- 2			
0- 2	0- 0	0- 0	NEUTRAL	0- 1	0- 1	0- 0			
3- 8	0- 1	0- 0	CONFERENCE	0- 1	0- 3	3- 3			
2- 4	0- 0	0- 0	HOME	0- 1	0- 2	2- 1			
1- 4	0- 1	0- 0	AWAY	0- 0	0- 1	1- 2			
0- 0	0- 0	0- 0	NEUTRAL	0- 0	0- 0	0- 0			

RPI 1-25				RPI 26-50				RPI 51-100				RPI 101+ Team's RPI: 267			
RPI	S	Opponent	Score	RPI	S	Opponent	Score	RPI	S	Opponent	Score	RPI	S	Opponent	Score
5	A	UCLA	52 74	36	H	Yale	65 81	64	H	BYU	44 59	114	A	Pacific	67 76
6	A	Gonzaga	52 78					76	N	Ball St.	72 77	114	H	Pacific	70 87
												126	H	San Diego	59 67
												133	N	Providence	45 48
												154	A	Portland	49 74
												171	A	Saint Mary's (CA)	70 86
												171	H	Saint Mary's (CA)	61 70
												180	H	Santa Clara	75 59
												192	H	Hawaii	65 51
												204	A	New Mexico	73 72
												214	A	Pepperdine	84 77
												222	H	San Francisco	76 69
												230	H	Cal St. Fullerton	74 79
												240	H	Georgetown	53 64
												250	A	Tulsa	56 75
												259	A	Long Beach St.	70 57
												273	H	CSUN	54 56
												303	A	UC Irvine	65 80
-----															
LAST 10 Division I															
114	H	Pacific	70 87	180	H	Santa Clara	75 59								
171	H	Saint Mary's (CA)	61 70	222	H	San Francisco	76 69								
6	A	Gonzaga	52 78	171	A	Saint Mary's (CA)	70 86								
154	A	Portland	49 74	114	A	Pacific	67 76								
214	A	Pepperdine	84 77	126	H	San Diego	59 67								

Non-Div I Games: Cal St. San B'dino 94 46

LMU (CA)

■ Loss, 
 ■ Non-Conf, 
 ■ S Site, 
 ■ H Home 
 ■ A Away 
 N Neutral

through games of Feb. 27, 1918										
Average RPI Win:	137	WON-LOST	WINNING	LAST 10	STRENGTH OF	OPP. STRENGTH	TEAM	ADJ.	CONF.	ADJ CONF.
Average RPI Loss:	53	RECORD	PCT. RANK	GAMES	SCHEDULE	OF SCHEDULE	RPI	RPI	RPI	RPI
DIV. I ONLY	16- 5	41	7-3	31	43	20	20	4	4	
DIV. I NON-CONF.	10- 2	29	1-0	94	79	37	37	5	5	
-----										
TOTALS	RPI 1-25	RPI 26-50		W-L RECORDS		RPI 51-100	RPI 101-150	RPI 150+		
16- 5	3- 2	2- 2		OVERALL		1- 0	3- 1	7- 0		
9- 1	2- 1	1- 0		HOME		1- 0	0- 0	5- 0		
5- 4	1- 1	1- 2		AWAY		0- 0	2- 1	1- 0		
2- 0	0- 0	0- 0		NEUTRAL		0- 0	1- 0	1- 0		
10- 2	0- 1	2- 1		NON-CONFERENCE		0- 0	2- 0	6- 0		
5- 1	0- 1	1- 0		HOME		0- 0	0- 0	4- 0		
3- 1	0- 0	1- 1		AWAY		0- 0	1- 0	1- 0		
2- 0	0- 0	0- 0		NEUTRAL		0- 0	1- 0	1- 0		
6- 3	3- 1	0- 1		CONFERENCE		1- 0	1- 1	1- 0		
4- 0	2- 0	0- 0		HOME		1- 0	0- 0	1- 0		
2- 3	1- 1	0- 1		AWAY		0- 0	1- 1	0- 0		
0- 0	0- 0	0- 0		NEUTRAL		0- 0	0- 0	0- 0		

RPI S	Opponent	Score	RPI S	Opponent	Score	RPI S	Opponent	Score	RPI S	Opponent	Score
14	A Mississippi St.	60 64	26	A FGCU	74 63	72	H Alabama	71 60	101	N Michigan St.	58 56
17	A Texas A&M	57 54	37	A Oklahoma	68 90				119	A Florida	77 68
17	H Texas A&M	59 58	44	A Tennessee	58 63				141	A Tulane	59 54
23	H Florida St.	62 70	46	H Rutgers	64 58				147	A Missouri	65 69
24	H Kentucky	65 59							163	H New Orleans	83 49
									168	N Memphis	89 58
									172	A Little Rock	65 50
									220	H Southeastern La.	62 52
									275	H Ole Miss	52 44
									285	H Nicholls St.	63 32
									346	H Florida A&M	73 45
LAST 10 Division I											
17	H Texas A&M	59 58	275	H Ole Miss	52 44						
119	A Florida	77 68	17	A Texas A&M	57 54						
44	A Tennessee	58 63	147	A Missouri	65 69						
24	H Kentucky	65 59	72	H Alabama	71 60						
14	A Mississippi St.	60 64	346	H Florida A&M	73 45						

Non-Div I Games:

LSU

■ Loss, 
■ Non-Conf, 
■ S Site, 
■ H Home 
■ A Away 
N Neutral

Average RPI Win:	236	WON-LOST	WINNING	LAST 10	STRENGTH OF	OPP. STRENGTH	TEAM	ADJ.	CONF.	ADJ CONF.
Average RPI Loss:	115	RECORD	PCT. RANK	GAMES	SCHEDULE	OF SCHEDULE	RPI	RPI	RPI	RPI
DIV. I ONLY	9- 13	234	3-7	125	180	202	202	12	12	
DIV. I NON-CONF.	6- 7	182	0-1	126	275	167	167	12	12	
TOTALS	RPI 1-25	RPI 26-50	W-L RECORDS	RPI 51-100	RPI 101-150	RPI 150+				
9- 13	0- 0	0- 0	OVERALL	0- 7	1- 5	8- 1				
5- 6	0- 0	0- 0	HOME	0- 4	1- 2	4- 0				
3- 7	0- 0	0- 0	AWAY	0- 3	0- 3	3- 1				
1- 0	0- 0	0- 0	NEUTRAL	0- 0	0- 0	1- 0				
6- 7	0- 0	0- 0	NON-CONFERENCE	0- 4	1- 2	5- 1				
2- 4	0- 0	0- 0	HOME	0- 2	1- 2	1- 0				
3- 3	0- 0	0- 0	AWAY	0- 2	0- 0	3- 1				
1- 0	0- 0	0- 0	NEUTRAL	0- 0	0- 0	1- 0				
3- 6	0- 0	0- 0	CONFERENCE	0- 3	0- 3	3- 0				
3- 2	0- 0	0- 0	HOME	0- 2	0- 0	3- 0				
0- 4	0- 0	0- 0	AWAY	0- 1	0- 3	0- 0				
0- 0	0- 0	0- 0	NEUTRAL	0- 0	0- 0	0- 0				

RPI 1-25				RPI 26-50				RPI 51-100				RPI 101+ Team's RPI: 202			
RPI	S	Opponent	Score	RPI	S	Opponent	Score	RPI	S	Opponent	Score	RPI	S	Opponent	Score
								56	A	Drexel	31 69	104	H	Penn	49 65
								65	H	Dayton	58 98	105	A	Fordham	45 62
								70	H	Temple	69 72	123	H	Harvard	75 69
								86	A	Rider	43 70	142	A	Massachusetts	62 76
								89	H	Villanova	69 77	145	A	Richmond	61 63
								90	H	Saint Louis	61 77	149	H	Robert Morris	68 71
								100	A	Duquesne	56 82	174	A	Norfolk St.	55 52
												188	A	Penn St.	69 67
												212	H	Saint Joseph's	67 59
												221	H	George Mason	77 65
												270	A	Howard	78 62
												292	A	Navy	46 61
												294	H	St. Bonaventure	67 61
												301	N	UMBC	74 58
												342	H	Coppin St.	79 46
LAST 10 Division I															
				105	A	Fordham	45 62					142	A	Massachusetts	62 76
				221	H	George Mason	77 65					100	A	Duquesne	56 82
				212	H	Saint Joseph's	67 59					90	H	Saint Louis	61 77
				145	A	Richmond	61 63					65	H	Dayton	58 98
				294	H	St. Bonaventure	67 61					70	H	Temple	69 72

Non-Div I Games:

La Salle

■ Loss, 
■ Non-Conf, 
■ S Site, 
■ H Home 
■ A Away 
N Neutral

RPI 1-25				RPI 26-50				RPI 51-100				RPI 101+ Team's RPI: 345					
RPI	S	Opponent	Score	RPI	S	Opponent	Score	RPI	S	Opponent	Score	RPI	S	Opponent	Score		
								75	A	Troy	65	77	112	A	UT Arlington	34	72
								75	H	Troy	65	72	148	A	Texas Tech	38	83
													153	A	Louisiana	55	68
													165	A	Tennessee Tech	68	75
													172	H	Little Rock	50	70
													190	H	Southern Miss.	42	57
													203	H	Arkansas St.	53	54
													220	H	Southeastern La.	52	65
													251	A	South Alabama	63	72
													257	A	North Texas	51	63
													274	A	Texas St.	58	55
													275	A	Ole Miss	42	66
													285	A	Nicholls St.	59	74
													295	A	Ga. Southern	47	64
													311	H	Houston Baptist	65	72
													328	A	Georgia St.	52	68
													331	A	McNeese	69	72
													338	H	Northwestern St.	63	54
													351	H	Mississippi Val.	74	66
LAST 10 Division I																	
				75	A	Troy	65	77		274	A	Texas St.	58	55			
				203	H	Arkansas St.	53	54		251	A	South Alabama	63	72			
				153	A	Louisiana	55	68		75	H	Troy	65	72			
				172	H	Little Rock	50	70		328	A	Georgia St.	52	68			
				112	A	UT Arlington	34	72		295	A	Ga. Southern	47	64			

Non-Div I Games:

Average RPI Win:	236	WON-LOST	WINNING	LAST 10	STRENGTH OF	OPP. STRENGTH	TEAM	ADJ.	CONF.	ADJ CONF.
Average RPI Loss:	141	RECORD	PCT. RANK	GAMES	SCHEDULE	OF SCHEDULE	RPI	RPI	RPI	RPI
DIV. I ONLY	11- 9	138	7-3	173	269	156	156	15	15	
DIV. I NON-CONF.	4- 6	212	0	248	336	269	269	15	15	
TOTALS	RPI 1-25	RPI 26-50	W-L RECORDS	RPI 51-100	RPI 101-150	RPI 150+				
11- 9	0- 0	0- 1	OVERALL	1- 4	1- 1	9- 3				
8- 2	0- 0	0- 0	HOME	1- 1	1- 0	6- 1				
3- 7	0- 0	0- 1	AWAY	0- 3	0- 1	3- 2				
0- 0	0- 0	0- 0	NEUTRAL	0- 0	0- 0	0- 0				
4- 6	0- 0	0- 1	NON-CONFERENCE	0- 2	0- 0	4- 3				
3- 2	0- 0	0- 0	HOME	0- 1	0- 0	3- 1				
1- 4	0- 0	0- 1	AWAY	0- 1	0- 0	1- 2				
0- 0	0- 0	0- 0	NEUTRAL	0- 0	0- 0	0- 0				
7- 3	0- 0	0- 0	CONFERENCE	1- 2	1- 1	5- 0				
5- 0	0- 0	0- 0	HOME	1- 0	1- 0	3- 0				
2- 3	0- 0	0- 0	AWAY	0- 2	0- 1	2- 0				
0- 0	0- 0	0- 0	NEUTRAL	0- 0	0- 0	0- 0				

RPI 1-25				RPI 26-50				RPI 51-100				RPI 101+				Team's RPI: 156	
RPI	S	Opponent	Score	RPI	S	Opponent	Score	RPI	S	Opponent	Score	RPI	S	Opponent	Score		
				49	A	St. John's (NY)	44 76	73	A	Bucknell	36 50	122	A	Holy Cross	56 57		
								78	A	Seton Hall	50 74	134	H	Lehigh	61 53		
								82	A	Colgate	52 73	164	H	Boston U.	59 57		
								82	H	Colgate	55 39	181	A	American	67 52		
								100	H	Duquesne	65 73	189	A	Binghamton	64 74		
												215	H	Manhattan	60 53		
												269	H	Loyola Maryland	55 52		
												279	A	Monmouth	44 52		
												289	A	Army West Point	57 52		
												292	H	Navy	79 52		
												301	H	UMBC	58 65		
												309	A	Albany (NY)	54 47		
												322	H	Fairleigh Dickinson	61 29		
												334	H	LIU Brooklyn	65 60		
LAST 10 Division I																	
				181	A	American	67 52	82	A	Colgate	52 73						
				82	H	Colgate	55 39	269	H	Loyola Maryland	55 52						
				134	H	Lehigh	61 53	122	A	Holy Cross	56 57						
				289	A	Army West Point	57 52	73	A	Bucknell	36 50						
				292	H	Navy	79 52	164	H	Boston U.	59 57						

Non-Div I Games:

Lafayette

■ Loss, 
 ■ Non-Conf, 
 ■ S Site, 
 ■ H Home 
 ■ A Away 
 N Neutral

Average RPI Win:	270	WON-LOST	WINNING	LAST 10	STRENGTH OF	OPP. STRENGTH	TEAM	ADJ.	CONF.	ADJ CONF.
Average RPI Loss:	144	RECORD	PCT. RANK	GAMES	SCHEDULE	OF SCHEDULE	RPI	RPI	RPI	RPI
DIV. I ONLY	7- 12	250	3-7	162	252	225	225	23	23	
DIV. I NON-CONF.	2- 5	259	0	26	132	155	155	19	19	
TOTALS	RPI 1-25	RPI 26-50	W-L RECORDS	RPI 51-100	RPI 101-150	RPI 150+				
7- 12	0- 2	0- 0	OVERALL	0- 1	1- 3	6- 6				
3- 4	0- 0	0- 0	HOME	0- 0	0- 1	3- 3				
3- 8	0- 2	0- 0	AWAY	0- 1	0- 2	3- 3				
1- 0	0- 0	0- 0	NEUTRAL	0- 0	1- 0	0- 0				
2- 5	0- 2	0- 0	NON-CONFERENCE	0- 1	1- 0	1- 2				
1- 1	0- 0	0- 0	HOME	0- 0	0- 0	1- 1				
0- 4	0- 2	0- 0	AWAY	0- 1	0- 0	0- 1				
1- 0	0- 0	0- 0	NEUTRAL	0- 0	1- 0	0- 0				
5- 7	0- 0	0- 0	CONFERENCE	0- 0	0- 3	5- 4				
2- 3	0- 0	0- 0	HOME	0- 0	0- 1	2- 2				
3- 4	0- 0	0- 0	AWAY	0- 0	0- 2	3- 2				
0- 0	0- 0	0- 0	NEUTRAL	0- 0	0- 0	0- 0				

RPI 1-25				RPI 26-50				RPI 51-100				RPI 101+ Team's RPI: 225			
RPI	S	Opponent	Score	RPI	S	Opponent	Score	RPI	S	Opponent	Score	RPI	S	Opponent	Score
7	A	Baylor	28 90					55	A	Oklahoma St.	53 74	111	H	SFA	53 54
15	A	NC State	40 81									116	N	Idaho	47 44
												125	A	A&M-Corpus Christi	39 49
												128	A	Abilene Christian	72 78
												153	H	Louisiana	63 74
												163	H	New Orleans	57 62
												166	A	Sam Houston St.	47 68
												207	A	Central Ark.	29 53
												220	A	Southeastern La.	65 57
												282	H	Incarinate Word	48 67
												285	A	Nicholls St.	84 78
												291	H	Denver	71 59
												311	H	Houston Baptist	60 53
												314	A	Cal Poly	56 57
												331	A	McNeese	87 69
												338	H	Northwestern St.	61 58
LAST 10 Division I															
207	A	Central Ark.	29 53	166	A	Sam Houston St.	47 68								
331	A	McNeese	87 69	311	H	Houston Baptist	60 53								
111	H	SFA	53 54	285	A	Nicholls St.	84 78								
282	H	Incarinate Word	48 67	128	A	Abilene Christian	72 78								
125	A	A&M-Corpus Christi	39 49	163	H	New Orleans	57 62								

Non-Div I Games: Howard Payne 96 36 LeTourneau 90 38

Lamar University

Loss, Non-Conf, S Site, H Home A Away N Neutral

Average RPI Win:	236	WON-LOST	WINNING	LAST 10	STRENGTH OF	OPP. STRENGTH	TEAM	ADJ.	CONF.	ADJ CONF.
Average RPI Loss:	110	RECORD	PCT. RANK	GAMES	SCHEDULE	OF SCHEDULE	RPI	RPI	RPI	RPI
DIV. I ONLY	13- 7	85	6-4	235	182	134	134	15	15	
DIV. I NON-CONF.	7- 3	80	0	178	235	89	89	15	15	
TOTALS	RPI 1-25	RPI 26-50	W-L RECORDS	RPI 51-100	RPI 101-150	RPI 150+				
13- 7	0- 0	0- 0	OVERALL	1- 3	1- 2	11- 2				
5- 3	0- 0	0- 0	HOME	1- 1	1- 1	3- 1				
8- 2	0- 0	0- 0	AWAY	0- 1	0- 0	8- 1				
0- 2	0- 0	0- 0	NEUTRAL	0- 1	0- 1	0- 0				
7- 3	0- 0	0- 0	NON-CONFERENCE	1- 2	1- 1	5- 0				
3- 0	0- 0	0- 0	HOME	1- 0	1- 0	1- 0				
4- 1	0- 0	0- 0	AWAY	0- 1	0- 0	4- 0				
0- 2	0- 0	0- 0	NEUTRAL	0- 1	0- 1	0- 0				
6- 4	0- 0	0- 0	CONFERENCE	0- 1	0- 1	6- 2				
2- 3	0- 0	0- 0	HOME	0- 1	0- 1	2- 1				
4- 1	0- 0	0- 0	AWAY	0- 0	0- 0	4- 1				
0- 0	0- 0	0- 0	NEUTRAL	0- 0	0- 0	0- 0				

RPI 1-25			RPI 26-50			RPI 51-100			RPI 101+ Team's RPI: 134		
RPI	S	Opponent	Score	RPI	S	Opponent	Score	RPI	S	Opponent	Score
						54 A Minnesota	49 77	105 N Fordham		57 59	
						73 H Bucknell	50 71	122 H Holy Cross		57 74	
						76 N Ball St.	52 54	143 H George Washington		59 53	
						78 H Seton Hall	75 68	156 A Lafayette		53 61	
								164 H Boston U.		51 34	
								181 A American		64 63	
								181 H American		56 64	
								206 A Merrimack		72 68	
								213 A Mt. St. Mary's		66 65	
								262 A Delaware St.		68 38	
								269 A Loyola Maryland		55 53	
								289 A Army West Point		94 65	
								292 A Navy		60 53	
								292 H Navy		70 40	
								337 A Saint Peter's		80 71	
								344 H Central Conn. St.		70 51	
LAST 10 Division I											
289 A Army West Point		94 65	292 A Navy		60 53						
181 H American		56 64	181 A American		64 63						
156 A Lafayette		53 61	164 H Boston U.		51 34						
122 H Holy Cross		57 74	269 A Loyola Maryland		55 53						
73 H Bucknell		50 71	292 H Navy		70 40						

Non-Div I Games: Bloomsburg 91 43

Lehigh

■ Loss, 
 ■ Non-Conf, 
 ■ S Site, 
 ■ H Home 
 ■ A Away 
 N Neutral

Liberty

Through Games Of Feb. 5, 2020

Average RPI Win: <b>213</b>	WON-LOST	WINNING	LAST 10	STRENGTH OF	OPP. STRENGTH	TEAM	ADJ.	CONF.	ADJ CONF.
Average RPI Loss: <b>104</b>	RECORD	PCT. RANK	GAMES	SCHEDULE	OF SCHEDULE	RPI	RPI	RPI	RPI
DIV. I ONLY	<b>12- 10</b>	<b>148</b>	<b>6-4</b>	<b>83</b>	<b>173</b>	<b>109</b>	<b>109</b>	<b>16</b>	<b>16</b>
DIV. I NON-CONF.	<b>7- 6</b>	<b>161</b>	<b>1-0</b>	<b>77</b>	<b>189</b>	<b>102</b>	<b>102</b>	<b>16</b>	<b>16</b>
TOTALS	RPI 1-25	RPI 26-50	W-L RECORDS	RPI 51-100	RPI 101-150	RPI 150+			
12- 10	0- 1	0- 4	OVERALL	1- 1	0- 0	11- 4			
4- 5	0- 0	0- 1	HOME	0- 0	0- 0	4- 4			
6- 4	0- 0	0- 3	AWAY	0- 1	0- 0	6- 0			
2- 1	0- 1	0- 0	NEUTRAL	1- 0	0- 0	1- 0			
7- 6	0- 1	0- 2	NON-CONFERENCE	1- 0	0- 0	6- 3			
1- 3	0- 0	0- 0	HOME	0- 0	0- 0	1- 3			
4- 2	0- 0	0- 2	AWAY	0- 0	0- 0	4- 0			
2- 1	0- 1	0- 0	NEUTRAL	1- 0	0- 0	1- 0			
5- 4	0- 0	0- 2	CONFERENCE	0- 1	0- 0	5- 1			
3- 2	0- 0	0- 1	HOME	0- 0	0- 0	3- 1			
2- 2	0- 0	0- 1	AWAY	0- 1	0- 0	2- 0			
0- 0	0- 0	0- 0	NEUTRAL	0- 0	0- 0	0- 0			

RPI S	Opponent	Score	RPI S	Opponent	Score	RPI S	Opponent	Score	RPI S	Opponent	Score	Team's RPI: 109
11 N	Oregon St.	55 <b>68</b>	26 A	FGCU	57 <b>64</b>	52 N	Bradley	75 <b>63</b>	151 H	UNC Greensboro	53 <b>58</b>	
			26 H	FGCU	65 <b>74</b>	96 A	North Florida	50 <b>65</b>	160 N	Miami (OH)	65 53	
			34 A	Virginia Tech	69 <b>73</b>				167 A	Hampton	83 59	
			43 A	James Madison	53 <b>76</b>				173 H	North Ala.	71 <b>76</b>	
									174 A	Norfolk St.	67 48	
									182 H	Jacksonville	85 76	
									218 H	Chattanooga	54 <b>71</b>	
									224 H	Kennesaw St.	76 66	
									228 A	Stetson	57 48	
									247 A	UMKC	68 44	
									256 A	Saint Francis (PA)	71 52	
									260 H	ETSU	62 <b>63</b>	
									265 H	Lipscomb	64 60	
									267 H	East Carolina	81 66	
									330 A	NJIT	67 53	
LAST 10 Division I												
224 H	Kennesaw St.	76 66	173 H	North Ala.	71 <b>76</b>							
26 H	FGCU	65 <b>74</b>	182 H	Jacksonville	85 76							
96 A	North Florida	50 <b>65</b>	26 A	FGCU	57 <b>64</b>							
228 A	Stetson	57 48	330 A	NJIT	67 53							
265 H	Lipscomb	64 60	247 A	UMKC	68 44							

Non-Div I Games:

Liberty

Loss, Non-Conf, S Site, H Home A Away N Neutral



Average RPI Win:	277	WON-LOST	WINNING	LAST 10	STRENGTH OF	OPP. STRENGTH	TEAM	ADJ.	CONF.	ADJ CONF.
Average RPI Loss:	139	RECORD	PCT. RANK	GAMES	SCHEDULE	OF SCHEDULE	RPI	RPI	RPI	RPI
DIV. I ONLY	4- 17	315	2-8	98	260	265	265	16	16	
DIV. I NON-CONF.	2- 10	313	0-1	62	313	252	252	16	16	
TOTALS	RPI 1-25	RPI 26-50	W-L RECORDS	RPI 51-100	RPI 101-150	RPI 150+				
4- 17	0- 0	0- 1	OVERALL	0- 7	0- 1	4- 8				
1- 8	0- 0	0- 0	HOME	0- 2	0- 0	1- 6				
3- 7	0- 0	0- 1	AWAY	0- 3	0- 1	3- 2				
0- 2	0- 0	0- 0	NEUTRAL	0- 2	0- 0	0- 0				
2- 10	0- 0	0- 0	NON-CONFERENCE	0- 6	0- 0	2- 4				
1- 3	0- 0	0- 0	HOME	0- 1	0- 0	1- 2				
1- 5	0- 0	0- 0	AWAY	0- 3	0- 0	1- 2				
0- 2	0- 0	0- 0	NEUTRAL	0- 2	0- 0	0- 0				
2- 7	0- 0	0- 1	CONFERENCE	0- 1	0- 1	2- 4				
0- 5	0- 0	0- 0	HOME	0- 1	0- 0	0- 4				
2- 2	0- 0	0- 1	AWAY	0- 0	0- 1	2- 0				
0- 0	0- 0	0- 0	NEUTRAL	0- 0	0- 0	0- 0				

RPI 1-25				RPI 26-50				RPI 51-100				RPI 101+				Team's RPI: 265	
RPI	S	Opponent	Score	RPI	S	Opponent	Score	RPI	S	Opponent	Score	RPI	S	Opponent	Score		
				26	A	FGCU	56 82	58	A	Middle Tenn.	49 70	109	A	Liberty	60 64		
								63	H	Belmont	68 69	165	A	Tennessee Tech	58 78		
								65	A	Dayton	60 82	173	H	North Ala.	72 84		
								68	A	UT Martin	67 83	182	H	Jacksonville	64 73		
								83	N	Marist	63 74	205	H	Murray St.	57 67		
								86	N	Rider	76 81	208	H	Northern Ky.	71 69		
								96	H	North Florida	60 68	224	H	Kennesaw St.	66 74		
												228	A	Stetson	65 59		
												228	H	Stetson	34 48		
												231	H	Eastern Ill.	56 66		
												306	A	Jacksonville St.	63 65		
												330	A	NJIT	65 57		
												340	A	Tennessee St.	74 64		
LAST 10 Division I																	
				228	H	Stetson	34 48	224	H	Kennesaw St.	66 74						
				182	H	Jacksonville	64 73	173	H	North Ala.	72 84						
				96	H	North Florida	60 68	228	A	Stetson	65 59						
				330	A	NJIT	65 57	26	A	FGCU	56 82						
				109	A	Liberty	60 64	165	A	Tennessee Tech	58 78						

Non-Div I Games: Queens (NC) 86 45

Lipscomb

■ Loss, 
 ■ Non-Conf, 
 ■ S Site, 
 ■ H Home 
 ■ A Away 
 N Neutral

Little Rock

Through Games Of Feb. 5, 2020

Average RPI Win:	259	WON-LOST	WINNING	LAST 10	STRENGTH OF	OPP. STRENGTH	TEAM	ADJ.	CONF.	ADJ CONF.
Average RPI Loss:	95	RECORD	PCT. RANK	GAMES	SCHEDULE	OF SCHEDULE	RPI	RPI	RPI	RPI
DIV. I ONLY	9- 11	210	7-3	123	147	172	172	21	21	
DIV. I NON-CONF.	2- 9	304	0-1	38	40	224	224	21	21	
TOTALS	RPI 1-25	RPI 26-50	W-L RECORDS	RPI 51-100	RPI 101-150	RPI 150+				
9- 11	0- 3	0- 2	OVERALL	0- 1	0- 2	9- 3				
6- 4	0- 1	0- 0	HOME	0- 0	0- 1	6- 2				
3- 7	0- 2	0- 2	AWAY	0- 1	0- 1	3- 1				
0- 0	0- 0	0- 0	NEUTRAL	0- 0	0- 0	0- 0				
2- 9	0- 3	0- 2	NON-CONFERENCE	0- 1	0- 0	2- 3				
2- 3	0- 1	0- 0	HOME	0- 0	0- 0	2- 2				
0- 6	0- 2	0- 2	AWAY	0- 1	0- 0	0- 1				
0- 0	0- 0	0- 0	NEUTRAL	0- 0	0- 0	0- 0				
7- 2	0- 0	0- 0	CONFERENCE	0- 0	0- 2	7- 0				
4- 1	0- 0	0- 0	HOME	0- 0	0- 1	4- 0				
3- 1	0- 0	0- 0	AWAY	0- 0	0- 1	3- 0				
0- 0	0- 0	0- 0	NEUTRAL	0- 0	0- 0	0- 0				

RPI 1-25				RPI 26-50				RPI 51-100				RPI 101+ Team's RPI: 172			
RPI	S	Opponent	Score	RPI	S	Opponent	Score	RPI	S	Opponent	Score	RPI	S	Opponent	Score
14	A	Mississippi St.	50 89	32	A	Western Ky.	58 77	98	A	Rice	40 66	112	A	UT Arlington	58 65
17	A	Texas A&M	35 78	40	A	Arkansas	53 86					121	H	Coastal Caro.	48 68
20	H	LSU	50 65									153	A	Louisiana	59 44
												168	H	Memphis	50 68
												184	A	Fla. Atlantic	72 79
												203	H	Arkansas St.	67 58
												207	H	Central Ark.	63 48
												235	H	Louisiana Tech	38 43
												250	H	Tulsa	63 51
												274	A	Texas St.	78 66
												277	H	Appalachian St.	68 63
												295	H	Ga. Southern	58 46
												328	H	Georgia St.	66 46
												345	A	La.-Monroe	70 50
LAST 10 Division I															
153	A	Louisiana	59 44	328	H	Georgia St.	66 46								
277	H	Appalachian St.	68 63	295	H	Ga. Southern	58 46								
345	A	La.-Monroe	70 50	112	A	UT Arlington	58 65								
203	H	Arkansas St.	67 58	274	A	Texas St.	78 66								
121	H	Coastal Caro.	48 68	14	A	Mississippi St.	50 89								

Non-Div I Games:

Little Rock

Loss, Non-Conf, S Site, H Home A Away N Neutral

Average RPI Win:	263	WON-LOST	WINNING	LAST 10	STRENGTH OF	OPP. STRENGTH	TEAM	ADJ.	CONF.	ADJ CONF.
Average RPI Loss:	179	RECORD	PCT. RANK	GAMES	SCHEDULE	OF SCHEDULE	RPI	RPI	RPI	RPI
DIV. I ONLY	9- 11	210	6-4	319	157	259	259	28	28	
DIV. I NON-CONF.	4- 8	235	1-1	300	68	286	286	26	26	
TOTALS	RPI 1-25	RPI 26-50	W-L RECORDS	RPI 51-100	RPI 101-150	RPI 150+				
9- 11	0- 2	0- 0	OVERALL	0- 1	0- 1	9- 7				
5- 3	0- 1	0- 0	HOME	0- 0	0- 0	5- 2				
2- 8	0- 1	0- 0	AWAY	0- 1	0- 1	2- 5				
2- 0	0- 0	0- 0	NEUTRAL	0- 0	0- 0	2- 0				
4- 8	0- 2	0- 0	NON-CONFERENCE	0- 1	0- 1	4- 4				
1- 3	0- 1	0- 0	HOME	0- 0	0- 0	1- 2				
1- 5	0- 1	0- 0	AWAY	0- 1	0- 1	1- 2				
2- 0	0- 0	0- 0	NEUTRAL	0- 0	0- 0	2- 0				
5- 3	0- 0	0- 0	CONFERENCE	0- 0	0- 0	5- 3				
4- 0	0- 0	0- 0	HOME	0- 0	0- 0	4- 0				
1- 3	0- 0	0- 0	AWAY	0- 0	0- 0	1- 3				
0- 0	0- 0	0- 0	NEUTRAL	0- 0	0- 0	0- 0				

RPI 1-25				RPI 26-50				RPI 51-100				RPI 101+ Team's RPI: 259			
RPI	S	Opponent	Score	RPI	S	Opponent	Score	RPI	S	Opponent	Score	RPI	S	Opponent	Score
1	H	Oregon	45 81					85	A	Southern California	40 57	129	A	California	45 68
5	A	UCLA	51 86									162	A	UC Davis	55 57
												180	A	Santa Clara	54 46
												188	N	Penn St.	64 56
												192	A	Hawaii	44 68
												192	H	Hawaii	62 55
												230	A	Cal St. Fullerton	65 69
												267	H	LMU (CA)	57 70
												273	H	CSUN	60 52
												287	A	California Baptist	70 79
												296	H	Utah St.	48 56
												298	H	UC Riverside	73 67
												300	N	UTRGV	69 65
												303	A	UC Irvine	56 46
												313	A	Seattle U	54 66
												314	H	Cal Poly	72 69
												317	H	Air Force	74 68
LAST 10 Division I															
192	A	Hawaii	44 68	162	A	UC Davis	55 57								
298	H	UC Riverside	73 67	230	A	Cal St. Fullerton	65 69								
303	A	UC Irvine	56 46	314	H	Cal Poly	72 69								
192	H	Hawaii	62 55	85	A	Southern California	40 57								
273	H	CSUN	60 52	300	N	UTRGV	69 65								

Non-Div I Games: Westcliff 94 47 Bethesda (CA) 90 43

Long Beach St.

Loss, Non-Conf, S Site, H Home A Away N Neutral

Average RPI Win:	281	WON-LOST	WINNING	LAST 10	STRENGTH OF	OPP. STRENGTH	TEAM	ADJ.	CONF.	ADJ CONF.
Average RPI Loss:	185	RECORD	PCT. RANK	GAMES	SCHEDULE	OF SCHEDULE	RPI	RPI	RPI	RPI
DIV. I ONLY	10- 10	179	5-5	288	306	246	246	26	26	
DIV. I NON-CONF.	4- 5	195	0	309	197	260	260	27	27	
TOTALS	RPI 1-25	RPI 26-50	W-L RECORDS	RPI 51-100	RPI 101-150	RPI 150+				
10- 10	0- 0	0- 1	OVERALL	0- 0	0- 2	10- 7				
6- 4	0- 0	0- 0	HOME	0- 0	0- 1	6- 3				
4- 6	0- 0	0- 1	AWAY	0- 0	0- 1	4- 4				
0- 0	0- 0	0- 0	NEUTRAL	0- 0	0- 0	0- 0				
4- 5	0- 0	0- 1	NON-CONFERENCE	0- 0	0- 1	4- 3				
3- 1	0- 0	0- 0	HOME	0- 0	0- 0	3- 1				
1- 4	0- 0	0- 1	AWAY	0- 0	0- 1	1- 2				
0- 0	0- 0	0- 0	NEUTRAL	0- 0	0- 0	0- 0				
6- 5	0- 0	0- 0	CONFERENCE	0- 0	0- 1	6- 4				
3- 3	0- 0	0- 0	HOME	0- 0	0- 1	3- 2				
3- 2	0- 0	0- 0	AWAY	0- 0	0- 0	3- 2				
0- 0	0- 0	0- 0	NEUTRAL	0- 0	0- 0	0- 0				

RPI 1-25			RPI 26-50			RPI 51-100			RPI 101+ Team's RPI: 246		
RPI	S	Opponent	Score	RPI	S	Opponent	Score	RPI	S	Opponent	Score
				43	A	James Madison	53 93	119	A	Florida	54 71
								130	H	Campbell	55 70
								167	A	Hampton	55 72
								174	A	Norfolk St.	46 49
								196	H	High Point	69 76
								219	H	Radford	61 62
								227	H	Brown	86 76
								243	H	Gardner-Webb	80 70
								253	A	UNC Asheville	54 51
								253	H	UNC Asheville	73 56
								255	H	UNCW	59 58
								261	A	Winthrop	63 74
								262	H	Delaware St.	78 62
								267	H	East Carolina	61 64
								271	A	Wofford	76 79
								310	A	Presbyterian	71 60
								326	A	UMES	71 62
								335	A	USC Upstate	70 62
								341	H	Charleston So.	84 64
LAST 10 Division I											
253	A	UNC Asheville	54 51	219	H	Radford	61 62				
167	A	Hampton	55 72	335	A	USC Upstate	70 62				
253	H	UNC Asheville	73 56	341	H	Charleston So.	84 64				
261	A	Winthrop	63 74	130	H	Campbell	55 70				
196	H	High Point	69 76	310	A	Presbyterian	71 60				

Non-Div I Games:

Longwood

■ Loss, 
 ■ Non-Conf, 
 ■ S Site, 
 ■ H Home 
 ■ A Away 
 N Neutral

Average RPI Win:	245	WON-LOST	WINNING	LAST 10	STRENGTH OF	OPP. STRENGTH	TEAM	ADJ.	CONF.	ADJ CONF.
Average RPI Loss:	168	RECORD	PCT. RANK	GAMES	SCHEDULE	OF SCHEDULE	RPI	RPI	RPI	RPI
DIV. I ONLY	11- 7	109	6-4	269	236	153	153	21	21	
DIV. I NON-CONF.	5- 4	140	0-1	231	252	142	142	21	21	
TOTALS	RPI 1-25	RPI 26-50	W-L RECORDS	RPI 51-100	RPI 101-150	RPI 150+				
11- 7	0- 1	0- 0	OVERALL	1- 0	0- 1	10- 5				
5- 2	0- 1	0- 0	HOME	0- 0	0- 0	5- 1				
6- 5	0- 0	0- 0	AWAY	1- 0	0- 1	5- 4				
0- 0	0- 0	0- 0	NEUTRAL	0- 0	0- 0	0- 0				
5- 4	0- 1	0- 0	NON-CONFERENCE	0- 0	0- 0	5- 3				
2- 1	0- 1	0- 0	HOME	0- 0	0- 0	2- 0				
3- 3	0- 0	0- 0	AWAY	0- 0	0- 0	3- 3				
0- 0	0- 0	0- 0	NEUTRAL	0- 0	0- 0	0- 0				
6- 3	0- 0	0- 0	CONFERENCE	1- 0	0- 1	5- 2				
3- 1	0- 0	0- 0	HOME	0- 0	0- 0	3- 1				
3- 2	0- 0	0- 0	AWAY	1- 0	0- 1	2- 1				
0- 0	0- 0	0- 0	NEUTRAL	0- 0	0- 0	0- 0				

RPI 1-25			RPI 26-50			RPI 51-100			RPI 101+ Team's RPI: 153		
RPI	S	Opponent	Score	RPI	S	Opponent	Score	RPI	S	Opponent	Score
14	H	Mississippi St.	48 64					75	A	Troy	79 73
								112	A	UT Arlington	52 79
								158	A	Jackson St.	54 65
								163	A	New Orleans	65 60
								166	A	Sam Houston St.	73 77
								172	H	Little Rock	44 59
								203	H	Arkansas St.	83 43
								220	H	Southeastern La.	60 50
								225	A	Lamar University	74 63
								251	H	South Alabama	73 68
								257	A	North Texas	66 69
								274	A	Texas St.	73 67
								275	A	Ole Miss	53 42
								295	A	Ga. Southern	67 83
								328	A	Georgia St.	75 65
								331	H	McNeese	75 55
								345	H	La.-Monroe	68 55
LAST 10 Division I											
172	H	Little Rock	44 59	75	A	Troy	79 73				
345	H	La.-Monroe	68 55	251	H	South Alabama	73 68				
203	H	Arkansas St.	83 43	295	A	Ga. Southern	67 83				
274	A	Texas St.	73 67	328	A	Georgia St.	75 65				
112	A	UT Arlington	52 79	158	A	Jackson St.	54 65				

Non-Div I Games: Loyola (LA) 67 51 Xavier (LA) 62 49

Louisiana

Loss, Non-Conf, S Site, H Home A Away N Neutral

Average RPI Win:	217	WON-LOST	WINNING	LAST 10	STRENGTH OF	OPP. STRENGTH	TEAM	ADJ.	CONF.	ADJ CONF.
Average RPI Loss:	162	RECORD	PCT. RANK	GAMES	SCHEDULE	OF SCHEDULE	RPI	RPI	RPI	RPI
DIV. I ONLY	8- 10	217	3-7	206	185	235	235	13	13	
DIV. I NON-CONF.	6- 3	90	1-0	323	247	216	216	14	14	
TOTALS	RPI 1-25	RPI 26-50	W-L RECORDS	RPI 51-100	RPI 101-150	RPI 150+				
8- 10	0- 0	0- 1	OVERALL	1- 2	0- 3	7- 4				
7- 3	0- 0	0- 0	HOME	1- 0	0- 2	6- 1				
1- 7	0- 0	0- 1	AWAY	0- 2	0- 1	1- 3				
0- 0	0- 0	0- 0	NEUTRAL	0- 0	0- 0	0- 0				
6- 3	0- 0	0- 0	NON-CONFERENCE	0- 0	0- 2	6- 1				
5- 1	0- 0	0- 0	HOME	0- 0	0- 1	5- 0				
1- 2	0- 0	0- 0	AWAY	0- 0	0- 1	1- 1				
0- 0	0- 0	0- 0	NEUTRAL	0- 0	0- 0	0- 0				
2- 7	0- 0	0- 1	CONFERENCE	1- 2	0- 1	1- 3				
2- 2	0- 0	0- 0	HOME	1- 0	0- 1	1- 1				
0- 5	0- 0	0- 1	AWAY	0- 2	0- 0	0- 2				
0- 0	0- 0	0- 0	NEUTRAL	0- 0	0- 0	0- 0				

RPI 1-25				RPI 26-50				RPI 51-100				RPI 101+				Team's RPI: 235	
RPI	S	Opponent	Score	RPI	S	Opponent	Score	RPI	S	Opponent	Score	RPI	S	Opponent	Score		
				29	A	Old Dominion	61 77	58	H	Middle Tenn.	78 60	110	H	UAB	51 71		
								71	A	Charlotte	37 55	139	A	Houston	53 67		
								98	A	Rice	47 60	150	H	Wichita St.	80 88		
												168	H	Memphis	83 74		
												172	A	Little Rock	43 38		
												190	A	Southern Miss.	60 66		
												203	H	Arkansas St.	67 54		
												220	H	Southeastern La.	92 78		
												236	H	UTEP	87 80		
												257	A	North Texas	69 74		
												275	A	Ole Miss	53 76		
												302	H	UTSA	73 82		
												331	H	McNeese	79 54		
												347	H	Grambling	70 66		
LAST 10 Division I																	
				29	A	Old Dominion	61 77	98	A	Rice	47 60						
				71	A	Charlotte	37 55	236	H	UTEP	87 80						
				110	H	UAB	51 71	302	H	UTSA	73 82						
				58	H	Middle Tenn.	78 60	190	A	Southern Miss.	60 66						
				257	A	North Texas	69 74	203	H	Arkansas St.	67 54						

Non-Div I Games: Loyola (LA) 71 52 LSU-Alexandria 93 61

Louisiana Tech

Loss, Non-Conf, S Site, H Home A Away N Neutral

## Louisville

Through Games Of Feb. 5, 2020

Average RPI Win: 98		WON-LOST	WINNING	LAST 10	STRENGTH OF	OPP. STRENGTH	TEAM	ADJ.	CONF.	ADJ CONF.
Average RPI Loss: 28		RECORD	PCT. RANK	GAMES	SCHEDULE	OF SCHEDULE	RPI	RPI	RPI	RPI
DIV. I ONLY		21- 1	2	10-0	50	1	3	3	5	5
DIV. I NON-CONF.		11- 1	13	0	9	6	1	1	3	3
TOTALS		RPI 1-25	RPI 26-50		W-L RECORDS		RPI 51-100	RPI 101-150		RPI 150+
21- 1	3- 0	3- 1		OVERALL		7- 0	3- 0		5- 0	
10- 0	1- 0	3- 0		HOME		2- 0	1- 0		3- 0	
8- 1	1- 0	0- 1		AWAY		4- 0	1- 0		2- 0	
3- 0	1- 0	0- 0		NEUTRAL		1- 0	1- 0		0- 0	
11- 1	3- 0	1- 1		NON-CONFERENCE		3- 0	1- 0		3- 0	
5- 0	1- 0	1- 0		HOME		1- 0	0- 0		2- 0	
3- 1	1- 0	0- 1		AWAY		1- 0	0- 0		1- 0	
3- 0	1- 0	0- 0		NEUTRAL		1- 0	1- 0		0- 0	
10- 0	0- 0	2- 0		CONFERENCE		4- 0	2- 0		2- 0	
5- 0	0- 0	2- 0		HOME		1- 0	1- 0		1- 0	
5- 0	0- 0	0- 0		AWAY		3- 0	1- 0		1- 0	
0- 0	0- 0	0- 0		NEUTRAL		0- 0	0- 0		0- 0	

RPI	S	Opponent	Score	RPI	S	Opponent	Score	RPI	S	Opponent	Score	RPI	S	Opponent	Score
1	N	Oregon	72 62	28	A	Ohio St.	60 67	55	N	Oklahoma St.	69 48	106	A	Notre Dame	86 54
18	H	Central Mich.	76 63	32	H	Western Ky.	75 56	57	A	Miami (FL)	87 41	112	N	UT Arlington	76 67
24	A	Kentucky	67 66	42	H	Duke	60 55	59	A	North Carolina	74 67	115	H	Syracuse	62 58
				45	H	Virginia	71 56	61	A	Boston College	81 70	175	A	Clemson	75 50
								68	A	UT Martin	71 63	205	H	Murray St.	76 40
								92	H	Wake Forest	75 61	208	A	Northern Ky.	85 57
								95	H	Boise St.	98 82	218	H	Chattanooga	86 37
												266	H	Pittsburgh	83 49
LAST 10 Division I															
				106	A	Notre Dame	86 54	92	H	Wake Forest	75 61				
				266	H	Pittsburgh	83 49	57	A	Miami (FL)	87 41				
				45	H	Virginia	71 56	42	H	Duke	60 55				
				59	A	North Carolina	74 67	175	A	Clemson	75 50				
				61	A	Boston College	81 70	115	H	Syracuse	62 58				

Non-Div I Games:

Louisville

■ Loss, 
 ■ Non-Conf, S Site, 
 ■ Home 
 ■ Away 
 N Neutral

Average RPI Win:	238	WON-LOST	WINNING	LAST 10	STRENGTH OF	OPP. STRENGTH	TEAM	ADJ.	CONF.	ADJ CONF.
Average RPI Loss:	67	RECORD	PCT. RANK	GAMES	SCHEDULE	OF SCHEDULE	RPI	RPI	RPI	RPI
DIV. I ONLY	13- 7	85	4-6	198	150	118	118	7	7	
DIV. I NON-CONF.	9- 2	38	0-1	297	302	124	124	7	7	
TOTALS	RPI 1-25	RPI 26-50	W-L RECORDS	RPI 51-100	RPI 101-150	RPI 150+				
13- 7	0- 2	0- 2	OVERALL	2- 1	0- 0	11- 2				
5- 4	0- 2	0- 0	HOME	2- 1	0- 0	3- 1				
8- 3	0- 0	0- 2	AWAY	0- 0	0- 0	8- 1				
0- 0	0- 0	0- 0	NEUTRAL	0- 0	0- 0	0- 0				
9- 2	0- 1	0- 0	NON-CONFERENCE	0- 0	0- 0	9- 1				
3- 2	0- 1	0- 0	HOME	0- 0	0- 0	3- 1				
6- 0	0- 0	0- 0	AWAY	0- 0	0- 0	6- 0				
0- 0	0- 0	0- 0	NEUTRAL	0- 0	0- 0	0- 0				
4- 5	0- 1	0- 2	CONFERENCE	2- 1	0- 0	2- 1				
2- 2	0- 1	0- 0	HOME	2- 1	0- 0	0- 0				
2- 3	0- 0	0- 2	AWAY	0- 0	0- 0	2- 1				
0- 0	0- 0	0- 0	NEUTRAL	0- 0	0- 0	0- 0				

RPI 1-25				RPI 26-50				RPI 51-100				RPI 101+ Team's RPI: 118			
RPI	S	Opponent	Score	RPI	S	Opponent	Score	RPI	S	Opponent	Score	RPI	S	Opponent	Score
8	H	Missouri St.	72 74	27	A	Drake	52 80	52	H	Bradley	47 60	154	A	Portland	78 64
21	H	DePaul	76 83	48	A	UNI	50 70	69	H	Illinois St.	69 64	155	H	Western Mich.	60 70
								81	H	Southern Ill.	51 49	159	A	Valparaiso	64 66
												169	H	Dartmouth	61 40
												231	A	Eastern Ill.	67 51
												234	H	Bowling Green	84 76
												247	A	UMKC	72 67
												278	A	Indiana St.	58 51
												299	H	Vermont	78 76
												325	A	Evansville	71 61
												327	A	SIUE	63 50
												329	A	Detroit Mercy	89 60
												349	A	Chicago St.	98 53
LAST 10 Division I															
27	A	Drake	52 80	278	A	Indiana St.	58 51								
48	A	UNI	50 70	325	A	Evansville	71 61								
159	A	Valparaiso	64 66	81	H	Southern Ill.	51 49								
69	H	Illinois St.	69 64	8	H	Missouri St.	72 74								
52	H	Bradley	47 60	155	H	Western Mich.	60 70								

Non-Div I Games:

Loyola Chicago

■ Loss, 
■ Non-Conf, S Site, 
■ Home 
■ Away 
N Neutral



Average RPI Win:	237	WON-LOST	WINNING	LAST 10	STRENGTH OF	OPP. STRENGTH	TEAM	ADJ.	CONF.	ADJ CONF.
Average RPI Loss:	154	RECORD	PCT. RANK	GAMES	SCHEDULE	OF SCHEDULE	RPI	RPI	RPI	RPI
DIV. I ONLY	6- 15	286	3-7	164	181	269	269	15	15	
DIV. I NON-CONF.	3- 8	268	0	205	207	263	263	15	15	
TOTALS	RPI 1-25	RPI 26-50	W-L RECORDS	RPI 51-100	RPI 101-150	RPI 150+				
6- 15	0- 2	0- 0	OVERALL	1- 1	0- 3	5- 9				
4- 5	0- 0	0- 0	HOME	1- 1	0- 2	3- 2				
2- 9	0- 2	0- 0	AWAY	0- 0	0- 1	2- 6				
0- 1	0- 0	0- 0	NEUTRAL	0- 0	0- 0	0- 1				
3- 8	0- 2	0- 0	NON-CONFERENCE	0- 0	0- 1	3- 5				
2- 1	0- 0	0- 0	HOME	0- 0	0- 0	2- 1				
1- 6	0- 2	0- 0	AWAY	0- 0	0- 1	1- 3				
0- 1	0- 0	0- 0	NEUTRAL	0- 0	0- 0	0- 1				
3- 7	0- 0	0- 0	CONFERENCE	1- 1	0- 2	2- 4				
2- 4	0- 0	0- 0	HOME	1- 1	0- 2	1- 1				
1- 3	0- 0	0- 0	AWAY	0- 0	0- 0	1- 3				
0- 0	0- 0	0- 0	NEUTRAL	0- 0	0- 0	0- 0				

RPI 1-25				RPI 26-50				RPI 51-100				RPI 101+ Team's RPI: 269			
RPI	S	Opponent	Score	RPI	S	Opponent	Score	RPI	S	Opponent	Score	RPI	S	Opponent	Score
9	A	Maryland	45 105					73	H	Bucknell	60 50	106	A	Notre Dame	60 84
16	A	Northwestern	46 67					82	H	Colgate	74 76	122	H	Holy Cross	56 64
												134	H	Lehigh	53 55
												156	A	Lafayette	52 55
												164	A	Boston U.	42 44
												164	H	Boston U.	39 41
												169	H	Dartmouth	72 56
												181	A	American	44 63
												184	A	Fla. Atlantic	61 72
												199	N	Wright St.	51 66
												213	A	Mt. St. Mary's	75 81
												270	H	Howard	69 75
												279	H	Monmouth	64 48
												289	H	Army West Point	68 59
												292	A	Navy	50 44
												305	A	St. Francis Brooklyn	78 89
												322	A	Fairleigh Dickinson	75 46
LAST 10 Division I															
292	A	Navy	50 44	164	A	Boston U.	42 44								
164	H	Boston U.	39 41	156	A	Lafayette	52 55								
73	H	Bucknell	60 50	82	H	Colgate	74 76								
181	A	American	44 63	134	H	Lehigh	53 55								
289	H	Army West Point	68 59	122	H	Holy Cross	56 64								

Non-Div I Games:

Loyola Maryland

■ Loss, 
 ■ Non-Conf, 
 ■ S Site, 
 ■ H Home 
 ■ A Away 
 N Neutral

Average RPI Win:	279	WON-LOST	WINNING	LAST 10	STRENGTH OF	OPP. STRENGTH	TEAM	ADJ.	CONF.	ADJ CONF.
Average RPI Loss:	127	RECORD	PCT. RANK	GAMES	SCHEDULE	OF SCHEDULE	RPI	RPI	RPI	RPI
DIV. I ONLY	9- 14	241	6-4	185	210	239	239	27	27	
DIV. I NON-CONF.	3- 10	282	0	82	62	232	232	28	28	
TOTALS	RPI 1-25	RPI 26-50	W-L RECORDS	RPI 51-100	RPI 101-150	RPI 150+				
9- 14	0- 1	0- 2	OVERALL	0- 3	1- 2	8- 6				
6- 4	0- 0	0- 0	HOME	0- 0	1- 2	5- 2				
3- 7	0- 1	0- 0	AWAY	0- 2	0- 0	3- 4				
0- 3	0- 0	0- 2	NEUTRAL	0- 1	0- 0	0- 0				
3- 10	0- 1	0- 2	NON-CONFERENCE	0- 2	1- 2	2- 3				
2- 3	0- 0	0- 0	HOME	0- 0	1- 2	1- 1				
1- 4	0- 1	0- 0	AWAY	0- 1	0- 0	1- 2				
0- 3	0- 0	0- 2	NEUTRAL	0- 1	0- 0	0- 0				
6- 4	0- 0	0- 0	CONFERENCE	0- 1	0- 0	6- 3				
4- 1	0- 0	0- 0	HOME	0- 0	0- 0	4- 1				
2- 3	0- 0	0- 0	AWAY	0- 1	0- 0	2- 2				
0- 0	0- 0	0- 0	NEUTRAL	0- 0	0- 0	0- 0				

RPI 1-25				RPI 26-50				RPI 51-100				RPI 101+ Team's RPI: 239			
RPI	S	Opponent	Score	RPI	S	Opponent	Score	RPI	S	Opponent	Score	RPI	S	Opponent	Score
15	A	NC State	34 62	27	N	Drake	62 94	56	A	Drexel	57 70	123	H	Harvard	40 69
				30	N	Arizona St.	31 57	65	N	Dayton	49 78	127	H	Northeastern	58 66
								79	A	Stony Brook	69 73	135	H	Green Bay	61 60
												164	H	Boston U.	49 62
												169	A	Dartmouth	41 57
												189	A	Binghamton	63 73
												201	A	UMass Lowell	57 66
												210	A	Delaware	69 56
												227	A	Brown	70 76
												272	H	New Hampshire	67 50
												292	H	Navy	46 41
												299	A	Vermont	65 47
												299	H	Vermont	70 59
												301	H	UMBC	54 74
												309	H	Albany (NY)	60 49
												348	A	Hartford	69 52
												348	H	Hartford	87 73
LAST 10 Division I															
299	H	Vermont	70 59	201	A	UMass Lowell	57 66								
348	A	Hartford	69 52	309	H	Albany (NY)	60 49								
301	H	UMBC	54 74	272	H	New Hampshire	67 50								
299	A	Vermont	65 47	79	A	Stony Brook	69 73								
189	A	Binghamton	63 73	348	H	Hartford	87 73								

Non-Div I Games: Husson 104 43

Maine

■ Loss, 
 ■ Non-Conf, S Site, 
 ■ Home 
 ■ Away 
 N Neutral

Average RPI Win: <b>288</b>	WON-LOST	WINNING	LAST 10	STRENGTH OF	OPP. STRENGTH	TEAM	ADJ.	CONF.	ADJ CONF.
Average RPI Loss: <b>130</b>	RECORD	PCT. RANK	GAMES	SCHEDULE	OF SCHEDULE	RPI	RPI	RPI	RPI
DIV. I ONLY	9- 11	210	6-4	203	294	215	215	24	24
DIV. I NON-CONF.	3- 6	235	0	78	248	197	197	25	25
TOTALS	RPI 1-25	RPI 26-50	W-L RECORDS	RPI 51-100	RPI 101-150	RPI 150+			
9- 11	0- 0	0- 0	OVERALL	0- 6	0- 1	9- 4			
6- 3	0- 0	0- 0	HOME	0- 2	0- 1	6- 0			
3- 8	0- 0	0- 0	AWAY	0- 4	0- 0	3- 4			
0- 0	0- 0	0- 0	NEUTRAL	0- 0	0- 0	0- 0			
3- 6	0- 0	0- 0	NON-CONFERENCE	0- 4	0- 1	3- 1			
2- 2	0- 0	0- 0	HOME	0- 1	0- 1	2- 0			
1- 4	0- 0	0- 0	AWAY	0- 3	0- 0	1- 1			
0- 0	0- 0	0- 0	NEUTRAL	0- 0	0- 0	0- 0			
6- 5	0- 0	0- 0	CONFERENCE	0- 2	0- 0	6- 3			
4- 1	0- 0	0- 0	HOME	0- 1	0- 0	4- 0			
2- 4	0- 0	0- 0	AWAY	0- 1	0- 0	2- 3			
0- 0	0- 0	0- 0	NEUTRAL	0- 0	0- 0	0- 0			

RPI 1-25				RPI 26-50				RPI 51-100				RPI 101+				Team's RPI: 215	
RPI	S	Opponent	Score	RPI	S	Opponent	Score	RPI	S	Opponent	Score	RPI	S	Opponent	Score		
								74	A	Nebraska	51	71	105	H	Fordham	45	51
								79	A	Stony Brook	54	59	156	A	Lafayette	53	60
								83	H	Marist	66	71	169	A	Quinnipiac	58	70
								86	A	Rider	53	76	169	H	Dartmouth	70	58
								89	A	Villanova	51	63	209	A	Fairfield	47	87
								100	H	Duquesne	65	76	237	H	Iona	54	32
													248	H	Niagara	68	65
													279	A	Monmouth	60	62
													289	H	Army West Point	86	56
													307	A	Siena	80	50
													322	A	Fairleigh Dickinson	62	61
													337	A	Saint Peter's	85	52
													337	H	Saint Peter's	68	64
													343	H	Canisius	68	50
LAST 10 Division I																	
				337	H	Saint Peter's	68	64	307	A	Siena	80	50				
				86	A	Rider	53	76	169	A	Quinnipiac	58	70				
				237	H	Iona	54	32	337	A	Saint Peter's	85	52				
				209	A	Fairfield	47	87	248	H	Niagara	68	65				
				83	H	Marist	66	71	343	H	Canisius	68	50				

Non-Div I Games:

Manhattan

■ Loss, 
■ Non-Conf, 
■ S Site, 
■ H Home 
■ A Away 
N Neutral

Average RPI Win:	224	WON-LOST	WINNING	LAST 10	STRENGTH OF	OPP. STRENGTH	TEAM	ADJ.	CONF.	ADJ CONF.
Average RPI Loss:	83	RECORD	PCT. RANK	GAMES	SCHEDULE	OF SCHEDULE	RPI	RPI	RPI	RPI
DIV. I ONLY	16- 4	33	8-2	227	177	83	83	24	24	
DIV. I NON-CONF.	7- 2	54	0	85	54	42	42	25	25	
TOTALS	RPI 1-25	RPI 26-50	W-L RECORDS	RPI 51-100	RPI 101-150	RPI 150+				
16- 4	0- 2	0- 0	OVERALL	1- 1	2- 0	13- 1				
7- 2	0- 1	0- 0	HOME	0- 1	1- 0	6- 0				
7- 2	0- 1	0- 0	AWAY	0- 0	1- 0	6- 1				
2- 0	0- 0	0- 0	NEUTRAL	1- 0	0- 0	1- 0				
7- 2	0- 2	0- 0	NON-CONFERENCE	1- 0	2- 0	4- 0				
3- 1	0- 1	0- 0	HOME	0- 0	1- 0	2- 0				
2- 1	0- 1	0- 0	AWAY	0- 0	1- 0	1- 0				
2- 0	0- 0	0- 0	NEUTRAL	1- 0	0- 0	1- 0				
9- 2	0- 0	0- 0	CONFERENCE	0- 1	0- 0	9- 1				
4- 1	0- 0	0- 0	HOME	0- 1	0- 0	4- 0				
5- 1	0- 0	0- 0	AWAY	0- 0	0- 0	5- 1				
0- 0	0- 0	0- 0	NEUTRAL	0- 0	0- 0	0- 0				

RPI 1-25				RPI 26-50				RPI 51-100 Team's RPI: 83				RPI 101+			
RPI	S	Opponent	Score	RPI	S	Opponent	Score	RPI	S	Opponent	Score	RPI	S	Opponent	Score
18	A	Central Mich.	54 77					86	H	Rider	72 76	112	A	UT Arlington	73 57
19	H	Princeton	50 62					96	N	North Florida	69 54	135	H	Green Bay	72 60
												152	H	Elon	63 55
												164	A	Boston U.	89 75
												169	H	Quinnipiac	73 60
												209	A	Fairfield	48 52
												215	A	Manhattan	71 66
												237	A	Iona	73 56
												248	A	Niagara	94 67
												248	H	Niagara	82 57
												265	N	Lipscomb	74 63
												279	A	Monmouth	74 53
												279	H	Monmouth	76 66
												309	H	Albany (NY)	76 52
												337	H	Saint Peter's	96 76
												343	A	Canisius	90 59
LAST 10 Division I															
237	A	Iona	73 56	215	A	Manhattan	71 66								
248	H	Niagara	82 57	86	H	Rider	72 76								
209	A	Fairfield	48 52	248	A	Niagara	94 67								
279	A	Monmouth	74 53	343	A	Canisius	90 59								
169	H	Quinnipiac	73 60	337	H	Saint Peter's	96 76								

Non-Div I Games:

Marist

■ Loss, 
 ■ Non-Conf, 
 ■ S Site, 
 ■ H Home 
 ■ A Away 
 N Neutral

Average RPI Win:	149	WON-LOST	WINNING	LAST 10	STRENGTH OF	OPP. STRENGTH	TEAM	ADJ.	CONF.	ADJ CONF.
Average RPI Loss:	35	RECORD	PCT. RANK	GAMES	SCHEDULE	OF SCHEDULE	RPI	RPI	RPI	RPI
DIV. I ONLY	17- 5	39	8-2	75	48	35	35	6	6	
DIV. I NON-CONF.	9- 2	38	0	79	57	41	41	6	6	
TOTALS	RPI 1-25	RPI 26-50	W-L RECORDS	RPI 51-100	RPI 101-150	RPI 150+				
17- 5	0- 3	2- 1	OVERALL	5- 1	3- 0	7- 0				
10- 2	0- 2	2- 0	HOME	4- 0	1- 0	3- 0				
6- 3	0- 1	0- 1	AWAY	1- 1	2- 0	3- 0				
1- 0	0- 0	0- 0	NEUTRAL	0- 0	0- 0	1- 0				
9- 2	0- 2	0- 0	NON-CONFERENCE	3- 0	1- 0	5- 0				
4- 2	0- 2	0- 0	HOME	2- 0	0- 0	2- 0				
4- 0	0- 0	0- 0	AWAY	1- 0	1- 0	2- 0				
1- 0	0- 0	0- 0	NEUTRAL	0- 0	0- 0	1- 0				
8- 3	0- 1	2- 1	CONFERENCE	2- 1	2- 0	2- 0				
6- 0	0- 0	2- 0	HOME	2- 0	1- 0	1- 0				
2- 3	0- 1	0- 1	AWAY	0- 1	1- 0	1- 0				
0- 0	0- 0	0- 0	NEUTRAL	0- 0	0- 0	0- 0				

RPI 1-25				RPI 26-50				Team's RPI: 35		RPI 51-100				RPI 101+			
RPI	S	Opponent	Score	RPI	S	Opponent	Score			RPI	S	Opponent	Score	RPI	S	Opponent	Score
14	H	Mississippi St.	68 74	31	A	Creighton	62 72			63	H	Belmont	53 51	133	A	Providence	60 50
16	H	Northwestern	56 64	31	H	Creighton	52 50			67	A	South Dakota St.	65 58	133	H	Providence	85 55
21	A	DePaul	71 89	49	H	St. John's (NY)	94 85			69	H	Illinois St.	58 41	135	A	Green Bay	60 47
										78	H	Seton Hall	81 60	171	A	Saint Mary's (CA)	77 63
										89	H	Villanova	57 52	229	H	Morgan St.	70 48
										94	A	Butler	55 61	240	H	Georgetown	73 51
														241	A	Xavier	80 60
														242	A	Milwaukee	78 56
														250	N	Tulsa	61 60
														305	H	St. Francis Brooklyn	92 71
LAST 10 Division I																	
				31	H	Creighton	52 50			94	A	Butler	55 61				
				133	H	Providence	85 55			78	H	Seton Hall	81 60				
				89	H	Villanova	57 52			49	H	St. John's (NY)	94 85				
				240	H	Georgetown	73 51			133	A	Providence	60 50				
				241	A	Xavier	80 60			31	A	Creighton	62 72				

Non-Div I Games:

Marquette

Average RPI Win: <b>224</b>	WON-LOST	WINNING	LAST 10	STRENGTH OF	OPP. STRENGTH	TEAM	ADJ.	CONF.	ADJ CONF.
Average RPI Loss: <b>138</b>	RECORD	PCT. RANK	GAMES	SCHEDULE	OF SCHEDULE	RPI	RPI	RPI	RPI
DIV. I ONLY	6- 12	265	3-7	197	138	258	258	13	13
DIV. I NON-CONF.	3- 6	235	0-1	335	211	317	317	14	14
-----									
TOTALS	RPI 1-25	RPI 26-50	W-L RECORDS	RPI 51-100	RPI 101-150	RPI 150+			
6- 12	0- 0	0- 3	OVERALL	0- 4	1- 0	5- 5			
4- 5	0- 0	0- 1	HOME	0- 1	1- 0	3- 3			
2- 7	0- 0	0- 2	AWAY	0- 3	0- 0	2- 2			
0- 0	0- 0	0- 0	NEUTRAL	0- 0	0- 0	0- 0			
3- 6	0- 0	0- 1	NON-CONFERENCE	0- 1	0- 0	3- 4			
2- 2	0- 0	0- 0	HOME	0- 0	0- 0	2- 2			
1- 4	0- 0	0- 1	AWAY	0- 1	0- 0	1- 2			
0- 0	0- 0	0- 0	NEUTRAL	0- 0	0- 0	0- 0			
3- 6	0- 0	0- 2	CONFERENCE	0- 3	1- 0	2- 1			
2- 3	0- 0	0- 1	HOME	0- 1	1- 0	1- 1			
1- 3	0- 0	0- 1	AWAY	0- 2	0- 0	1- 0			
0- 0	0- 0	0- 0	NEUTRAL	0- 0	0- 0	0- 0			

RPI 1-25				RPI 26-50				RPI 51-100				RPI 101+				Team's RPI: 258	
RPI	S	Opponent	Score	RPI	S	Opponent	Score	RPI	S	Opponent	Score	RPI	S	Opponent	Score		
				29	A	Old Dominion	46 57	58	H	Middle Tenn.	55 75	110	H	UAB	61 56		
				32	H	Western Ky.	65 74	62	A	Ohio	51 67	174	H	Norfolk St.	75 69		
				46	A	Rutgers	41 66	71	A	Charlotte	46 52	184	H	Fla. Atlantic	85 75		
								98	A	Rice	43 81	194	A	Towson	56 59		
												229	H	Morgan St.	52 57		
												234	H	Bowling Green	69 82		
												257	A	North Texas	68 59		
												278	A	Indiana St.	72 60		
												283	H	FIU	65 68		
												325	A	Evansville	62 66		
												342	H	Coppin St.	60 47		
LAST 10 Division I																	
				184	H	Fla. Atlantic	85 75	110	H	UAB	61 56						
				283	H	FIU	65 68	58	H	Middle Tenn.	55 75						
				32	H	Western Ky.	65 74	257	A	North Texas	68 59						
				29	A	Old Dominion	46 57	98	A	Rice	43 81						
				71	A	Charlotte	46 52	194	A	Towson	56 59						

Non-Div I Games: Alderson Broadus 85 41 Ky. Christian 89 40

Marshall

Loss, Non-Conf, S Site, H Home A Away N Neutral

Average RPI Win:	121	WON-LOST	WINNING	LAST 10	STRENGTH OF	OPP. STRENGTH	TEAM	ADJ.	CONF.	ADJ CONF.
Average RPI Loss:	11	RECORD	PCT. RANK	GAMES	SCHEDULE	OF SCHEDULE	RPI	RPI	RPI	RPI
DIV. I ONLY	18- 4	24	8-2	13	10	9	9	2	2	
DIV. I NON-CONF.	9- 2	38	0	103	64	43	43	2	2	
TOTALS	RPI 1-25	RPI 26-50	W-L RECORDS	RPI 51-100	RPI 101-150	RPI 150+				
18- 4	2- 4	5- 0	OVERALL	2- 0	2- 0	7- 0				
11- 1	2- 1	2- 0	HOME	1- 0	2- 0	4- 0				
5- 3	0- 3	3- 0	AWAY	0- 0	0- 0	2- 0				
2- 0	0- 0	0- 0	NEUTRAL	1- 0	0- 0	1- 0				
9- 2	0- 2	1- 0	NON-CONFERENCE	1- 0	1- 0	6- 0				
5- 1	0- 1	0- 0	HOME	0- 0	1- 0	4- 0				
2- 1	0- 1	1- 0	AWAY	0- 0	0- 0	1- 0				
2- 0	0- 0	0- 0	NEUTRAL	1- 0	0- 0	1- 0				
9- 2	2- 2	4- 0	CONFERENCE	1- 0	1- 0	1- 0				
6- 0	2- 0	2- 0	HOME	1- 0	1- 0	0- 0				
3- 2	0- 2	2- 0	AWAY	0- 0	0- 0	1- 0				
0- 0	0- 0	0- 0	NEUTRAL	0- 0	0- 0	0- 0				

RPI	S	Opponent	Score	RPI	S	Opponent	Score	RPI	S	Opponent	Score	RPI	S	Opponent	Score
2	H	South Carolina	54 63	28	A	Ohio St.	85 65	63	N	Belmont	90 26	101	H	Michigan St.	94 53
12	A	Iowa	61 66	28	H	Ohio St.	72 62	74	H	Nebraska	87 69	143	H	George Washington	88 54
13	H	Indiana	76 62	39	A	Michigan	77 49					161	A	Illinois	79 60
15	A	NC State	59 66	39	H	Michigan	70 55					169	H	Quinnipiac	107 52
16	A	Northwestern	58 81	43	A	James Madison	70 68					175	N	Clemson	63 44
16	H	Northwestern	70 61									210	H	Delaware	99 55
												269	H	Loyola Maryland	105 45
												286	H	Wagner	119 56
												328	A	Georgia St.	114 41
LAST 10 Division I															
101	H	Michigan St.	94 53	74	H	Nebraska	87 69								
28	A	Ohio St.	85 65	39	A	Michigan	77 49								
16	H	Northwestern	70 61	12	A	Iowa	61 66								
161	A	Illinois	79 60	28	H	Ohio St.	72 62								
13	H	Indiana	76 62	16	A	Northwestern	58 81								

Non-Div I Games:

Maryland

Loss, Non-Conf, S Site, H Home A Away N Neutral

# Massachusetts

Through Games Of Feb. 5, 2020

Average RPI Win: <b>216</b>	WON-LOST	WINNING	LAST 10	STRENGTH OF	OPP. STRENGTH	TEAM	ADJ.	CONF.	ADJ CONF.
Average RPI Loss: <b>148</b>	RECORD	PCT. RANK	GAMES	SCHEDULE	OF SCHEDULE	RPI	RPI	RPI	RPI
DIV. I ONLY	15- 7	73	6-4	279	151	142	142	12	12
DIV. I NON-CONF.	9- 3	63	0	298	257	156	156	12	12
TOTALS	RPI 1-25	RPI 26-50	W-L RECORDS	RPI 51-100	RPI 101-150	RPI 150+			
15- 7	0- 0	0- 1	OVERALL	1- 1	3- 2	11- 3			
8- 3	0- 0	0- 0	HOME	0- 1	2- 1	6- 1			
7- 4	0- 0	0- 1	AWAY	1- 0	1- 1	5- 2			
0- 0	0- 0	0- 0	NEUTRAL	0- 0	0- 0	0- 0			
9- 3	0- 0	0- 1	NON-CONFERENCE	0- 0	1- 1	8- 1			
5- 2	0- 0	0- 0	HOME	0- 0	1- 1	4- 1			
4- 1	0- 0	0- 1	AWAY	0- 0	0- 0	4- 0			
0- 0	0- 0	0- 0	NEUTRAL	0- 0	0- 0	0- 0			
6- 4	0- 0	0- 0	CONFERENCE	1- 1	2- 1	3- 2			
3- 1	0- 0	0- 0	HOME	0- 1	1- 0	2- 0			
3- 3	0- 0	0- 0	AWAY	1- 0	1- 1	1- 2			
0- 0	0- 0	0- 0	NEUTRAL	0- 0	0- 0	0- 0			

RPI S	Opponent	Score	RPI S	Opponent	Score	RPI S	Opponent	Score	RPI S	Opponent	Score	Team's RPI: 142
49	A St. John's (NY)	71 82	99	H VCU	46 61	108	A Davidson	70 62	122	H Holy Cross	75 72	
			100	A Duquesne	81 77	133	H Providence	63 72	143	A George Washington	47 50	
						145	H Richmond	64 50	164	A Boston U.	58 45	
						183	A Rhode Island	66 69	201	A UMass Lowell	74 58	
						202	H La Salle	76 62	206	H Merrimack	64 79	
						212	H Saint Joseph's	61 43	221	A George Mason	56 73	
						227	H Brown	95 42	237	A Iona	65 51	
						272	H New Hampshire	67 65	294	A St. Bonaventure	62 52	
						299	A Vermont	83 49	307	H Siena	61 55	
						348	H Hartford	74 48				
LAST 10 Division I												
221	A George Mason	56 73	183	A Rhode Island	66 69							
108	A Davidson	70 62	202	H La Salle	76 62							
145	H Richmond	64 50	212	H Saint Joseph's	61 43							
143	A George Washington	47 50	294	A St. Bonaventure	62 52							
99	H VCU	46 61	100	A Duquesne	81 77							

Non-Div I Games: Southern Conn. St. 86 43

Massachusetts

Loss, Non-Conf, S Site, H Home A Away N Neutral



RPI 1-25						RPI 26-50						RPI 51-100						RPI 101+					
RPI	S	Opponent		Score		RPI	S	Opponent		Score		RPI	S	Opponent		Score		RPI	S	Opponent		Score	
						40	A	Arkansas		58	101							110	A	UAB		70	97
																		111	A	SFA		51	82
																		125	H	A&M-Corpus Christi		59	73
																		128	H	Abilene Christian		73	90
																		153	A	Louisiana		55	75
																		163	A	New Orleans		59	78
																		166	A	Sam Houston St.		59	92
																		207	H	Central Ark.		57	70
																		220	H	Southeastern La.		67	74
																		223	A	SMU		60	81
																		225	H	Lamar University		69	87
																		235	A	Louisiana Tech		54	79
																		282	A	Incarnate Word		56	73
																		285	A	Nicholls St.		63	79
																		311	H	Houston Baptist		88	72
																		338	H	Northwestern St.		61	51
																		345	H	La.-Monroe		72	69
EAST 10 Division I																							
						125	H	A&M-Corpus Christi		59	73					163	A	New Orleans		59	78		
						225	H	Lamar University		69	87					282	A	Incarnate Word		56	73		
						285	A	Nicholls St.		63	79					338	H	Northwestern St.		61	51		
						311	H	Houston Baptist		88	72					128	H	Abilene Christian		73	90		
						220	H	Southeastern La.		67	74					207	H	Central Ark.		57	70		

Page 161

Average RPI Win:	203	WON-LOST	WINNING	LAST 10	STRENGTH OF	OPP. STRENGTH	TEAM	ADJ.	CONF.	ADJ CONF.
Average RPI Loss:	138	RECORD	PCT. RANK	GAMES	SCHEDULE	OF SCHEDULE	RPI	RPI	RPI	RPI
DIV. I ONLY	12- 10	148	4-6	182	126	168	168	9	9	
DIV. I NON-CONF.	9- 4	84	1-0	221	259	129	129	9	9	
TOTALS	RPI 1-25	RPI 26-50	W-L RECORDS	RPI 51-100	RPI 101-150	RPI 150+				
12- 10	0- 2	0- 0	OVERALL	1- 2	3- 3	8- 3				
8- 4	0- 1	0- 0	HOME	0- 1	2- 1	6- 1				
3- 5	0- 0	0- 0	AWAY	1- 1	0- 2	2- 2				
1- 1	0- 1	0- 0	NEUTRAL	0- 0	1- 0	0- 0				
9- 4	0- 1	0- 0	NON-CONFERENCE	1- 0	2- 1	6- 2				
5- 2	0- 0	0- 0	HOME	0- 0	1- 1	4- 1				
3- 1	0- 0	0- 0	AWAY	1- 0	0- 0	2- 1				
1- 1	0- 1	0- 0	NEUTRAL	0- 0	1- 0	0- 0				
3- 6	0- 1	0- 0	CONFERENCE	0- 2	1- 2	2- 1				
3- 2	0- 1	0- 0	HOME	0- 1	1- 0	2- 0				
0- 4	0- 0	0- 0	AWAY	0- 1	0- 2	0- 1				
0- 0	0- 0	0- 0	NEUTRAL	0- 0	0- 0	0- 0				

RPI 1-25				RPI 26-50				RPI 51-100				RPI 101+ Team's RPI: 168			
RPI	S	Opponent	Score	RPI	S	Opponent	Score	RPI	S	Opponent	Score	RPI	S	Opponent	Score
10	H	UConn	56 68					60	A	UCF	66 82	110	H	UAB	77 52
20	N	LSU	58 89					81	A	Southern Ill.	70 66	124	N	Kansas St.	72 68
								88	H	Cincinnati	66 73	139	A	Houston	65 75
												141	A	Tulane	55 59
												141	H	Tulane	64 62
												143	H	George Washington	63 64
												172	A	Little Rock	68 50
												179	A	Toledo	83 76
												203	H	Arkansas St.	78 50
												223	H	SMU	57 52
												235	A	Louisiana Tech	74 83
												250	H	Tulsa	63 44
												267	A	East Carolina	65 71
												276	H	Eastern Ky.	60 63
												280	H	Alabama A&M	79 71
												318	H	Alcorn	57 51
												351	H	Mississippi Val.	91 54
LAST 10 Division I															
141	H	Tulane	64 62	10	H	UConn	56 68	141	A	Tulane	55 59				
250	H	Tulsa	63 44	88	H	Cincinnati	66 73	139	A	Houston	65 75				
267	A	East Carolina	65 71	280	H	Alabama A&M	79 71								
60	A	UCF	66 82												
223	H	SMU	57 52												

Non-Div I Games:

Memphis

■ Loss, 
■ Non-Conf, 
■ S Site, 
■ H Home 
■ A Away 
N Neutral

Average RPI Win: <b>288</b>	WON-LOST	WINNING	LAST 10	STRENGTH OF	OPP. STRENGTH	TEAM	ADJ.	CONF.	ADJ CONF.
Average RPI Loss: <b>181</b>	RECORD	PCT. RANK	GAMES	SCHEDULE	OF SCHEDULE	RPI	RPI	RPI	RPI
DIV. I ONLY	3- 18	328	1-9	282	184	332	332	25	25
DIV. I NON-CONF.	2- 12	318	0-3	241	191	318	318	24	24
TOTALS	RPI 1-25	RPI 26-50	W-L RECORDS	RPI 51-100	RPI 101-150	RPI 150+			
3- 18	0- 0	0- 2	OVERALL	0- 2	0- 2	3- 12			
2- 6	0- 0	0- 1	HOME	0- 0	0- 0	2- 5			
1- 12	0- 0	0- 1	AWAY	0- 2	0- 2	1- 7			
0- 0	0- 0	0- 0	NEUTRAL	0- 0	0- 0	0- 0			
2- 12	0- 0	0- 2	NON-CONFERENCE	0- 2	0- 1	2- 7			
1- 5	0- 0	0- 1	HOME	0- 0	0- 0	1- 4			
1- 7	0- 0	0- 1	AWAY	0- 2	0- 1	1- 3			
0- 0	0- 0	0- 0	NEUTRAL	0- 0	0- 0	0- 0			
1- 6	0- 0	0- 0	CONFERENCE	0- 0	0- 1	1- 5			
1- 1	0- 0	0- 0	HOME	0- 0	0- 0	1- 1			
0- 5	0- 0	0- 0	AWAY	0- 0	0- 1	0- 4			
0- 0	0- 0	0- 0	NEUTRAL	0- 0	0- 0	0- 0			

RPI S	Opponent	Score	RPI S	Opponent	Score	RPI S	Opponent	Score	RPI S	Opponent	Score	Team's RPI: 332
32	H Western Ky.	62 75	72	A Alabama	56 111	119	A Florida	50 71				
36	A Yale	60 68	77	A Georgia	60 76	144	A Samford	64 72				
						151	A UNC Greensboro	51 67				
						175	H Clemson	61 65				
						176	A Columbia	48 77				
						182	H Jacksonville	83 87				
						197	A Furman	49 62				
						218	H Chattanooga	55 48				
						224	A Kennesaw St.	64 92				
						243	H Gardner-Webb	62 65				
						260	H ETSU	66 72				
						271	A Wofford	49 77				
						276	H Eastern Ky.	60 61				
						277	A Appalachian St.	68 77				
						295	H Ga. Southern	62 52				
						339	A Western Caro.	40 51				
						350	A South Carolina St.	66 55				
LAST 10 Division I												
339	A Western Caro.	40 51	271	A Wofford	49 77							
151	A UNC Greensboro	51 67	197	A Furman	49 62							
218	H Chattanooga	55 48	176	A Columbia	48 77							
260	H ETSU	66 72	36	A Yale	60 68							
144	A Samford	64 72	182	H Jacksonville	83 87							

Non-Div I Games: LaGrange 74 47

Mercer

M  
e  
r  
r  
i  
m  
a  
c  
k

M  
e  
r  
r  
i  
m  
a  
c  
k

Merrimack

Page 164

Average RPI Win:	133	WON-LOST	WINNING	LAST 10	STRENGTH OF	OPP. STRENGTH	TEAM	ADJ.	CONF.	ADJ CONF.
Average RPI Loss:	38	RECORD	PCT. RANK	GAMES	SCHEDULE	OF SCHEDULE	RPI	RPI	RPI	RPI
DIV. I ONLY	12- 10	148	3-7	6	65	57	57	5	5	
DIV. I NON-CONF.	8- 3	68	0	5	91	27	27	3	3	
TOTALS	RPI 1-25	RPI 26-50	W-L RECORDS	RPI 51-100	RPI 101-150	RPI 150+				
12- 10	0- 6	0- 1	OVERALL	5- 2	2- 1	5- 0				
11- 4	0- 4	0- 0	HOME	5- 0	1- 0	5- 0				
0- 6	0- 2	0- 1	AWAY	0- 2	0- 1	0- 0				
1- 0	0- 0	0- 0	NEUTRAL	0- 0	1- 0	0- 0				
8- 3	0- 3	0- 0	NON-CONFERENCE	3- 0	1- 0	4- 0				
7- 2	0- 2	0- 0	HOME	3- 0	0- 0	4- 0				
0- 1	0- 1	0- 0	AWAY	0- 0	0- 0	0- 0				
1- 0	0- 0	0- 0	NEUTRAL	0- 0	1- 0	0- 0				
4- 7	0- 3	0- 1	CONFERENCE	2- 2	1- 1	1- 0				
4- 2	0- 2	0- 0	HOME	2- 0	1- 0	1- 0				
0- 5	0- 1	0- 1	AWAY	0- 2	0- 1	0- 0				
0- 0	0- 0	0- 0	NEUTRAL	0- 0	0- 0	0- 0				

RPI 1-25				RPI 26-50				RPI 51-100 Team's RPI: 57				RPI 101+			
RPI	S	Opponent	Score	RPI	S	Opponent	Score	RPI	S	Opponent	Score	RPI	S	Opponent	Score
3	H	Louisville	41 87	34	A	Virginia Tech	45 69	53	H	IUPUI	74 65	106	A	Notre Dame	53 76
11	H	Oregon St.	53 75					59	A	North Carolina	58 78	115	H	Syracuse	77 62
13	H	Indiana	45 58					84	H	Washington St.	74 68	131	N	N.C. A&T	68 67
21	A	DePaul	83 89					87	A	Georgia Tech	54 61	158	H	Jackson St.	83 68
23	A	Florida St.	61 79					87	H	Georgia Tech	54 49	160	H	Miami (OH)	80 62
23	H	Florida St.	62 73					92	H	Wake Forest	59 56	175	H	Clemson	68 64
								96	H	North Florida	78 55	189	H	Binghamton	79 56
												253	H	UNC Asheville	75 46
LAST 10 Division I															
				34	A	Virginia Tech	45 69	59	A	North Carolina	58 78				
				87	H	Georgia Tech	54 49	115	H	Syracuse	77 62				
				23	A	Florida St.	61 79	3	H	Louisville	41 87				
				175	H	Clemson	68 64	23	H	Florida St.	62 73				
				106	A	Notre Dame	53 76	87	A	Georgia Tech	54 61				

Non-Div I Games:

Miami (FL)

■ Loss, 
■ Non-Conf, S Site, 
■ Home 
■ Away 
N Neutral

Average RPI Win:	250	WON-LOST	WINNING	LAST 10	STRENGTH OF	OPP. STRENGTH	TEAM	ADJ.	CONF.	ADJ CONF.
Average RPI Loss:	92	RECORD	PCT. RANK	GAMES	SCHEDULE	OF SCHEDULE	RPI	RPI	RPI	RPI
DIV. I ONLY	10- 11	191	4-6	201	103	160	160	10	10	
DIV. I NON-CONF.	6- 5	151	0	268	114	150	150	10	10	
TOTALS	RPI 1-25	RPI 26-50	W-L RECORDS	RPI 51-100	RPI 101-150	RPI 150+				
10- 11	0- 2	0- 0	OVERALL	0- 5	0- 2	10- 2				
5- 2	0- 0	0- 0	HOME	0- 1	0- 1	5- 0				
4- 8	0- 2	0- 0	AWAY	0- 4	0- 0	4- 2				
1- 1	0- 0	0- 0	NEUTRAL	0- 0	0- 1	1- 0				
6- 5	0- 1	0- 0	NON-CONFERENCE	0- 3	0- 1	6- 0				
2- 0	0- 0	0- 0	HOME	0- 0	0- 0	2- 0				
3- 4	0- 1	0- 0	AWAY	0- 3	0- 0	3- 0				
1- 1	0- 0	0- 0	NEUTRAL	0- 0	0- 1	1- 0				
4- 6	0- 1	0- 0	CONFERENCE	0- 2	0- 1	4- 2				
3- 2	0- 0	0- 0	HOME	0- 1	0- 1	3- 0				
1- 4	0- 1	0- 0	AWAY	0- 1	0- 0	1- 2				
0- 0	0- 0	0- 0	NEUTRAL	0- 0	0- 0	0- 0				

RPI 1-25				RPI 26-50				RPI 51-100				RPI 101+ Team's RPI: 160			
RPI	S	Opponent	Score	RPI	S	Opponent	Score	RPI	S	Opponent	Score	RPI	S	Opponent	Score
18	A	Central Mich.	70 76					52	A	Bradley	68 79	109	N	Liberty	53 65
21	A	DePaul	79 98					57	A	Miami (FL)	62 80	120	H	Kent St.	75 78
								76	A	Ball St.	63 80	155	H	Western Mich.	70 67
								88	A	Cincinnati	68 98	177	H	Northern Ill.	66 64
								91	H	Buffalo	72 86	178	A	Eastern Mich.	53 80
												179	H	Toledo	92 83
												198	A	Akron	62 70
												234	A	Bowling Green	80 59
												251	A	South Alabama	76 73
												266	A	Pittsburgh	80 71
												276	A	Eastern Ky.	75 57
												297	N	Prairie View	65 52
												325	H	Evansville	72 64
												336	H	UIC	85 35
LAST 10 Division I															
179	H	Toledo	92 83	120	H	Kent St.	75 78								
155	H	Western Mich.	70 67	178	A	Eastern Mich.	53 80								
234	A	Bowling Green	80 59	18	A	Central Mich.	70 76								
76	A	Ball St.	63 80	177	H	Northern Ill.	66 64								
198	A	Akron	62 70	91	H	Buffalo	72 86								

Non-Div I Games: Tiffin 83 51

Miami (OH)

■ Loss, 
 ■ Non-Conf, 
 ■ S Site, 
 ■ Home 
 ■ A Away 
 N Neutral

## Michigan

Through Games Of Feb. 5, 2020

Average RPI Win:	148	WON-LOST	WINNING	LAST 10	STRENGTH OF	OPP. STRENGTH	TEAM	ADJ.	CONF.	ADJ CONF.
Average RPI Loss:	38	RECORD	PCT. RANK	GAMES	SCHEDULE	OF SCHEDULE	RPI	RPI	RPI	RPI
DIV. I ONLY	14- 7	77	5-5	29	44	39	39	2	2	
DIV. I NON-CONF.	9- 2	38	0	122	154	58	58	2	2	
TOTALS	RPI 1-25	RPI 26-50	W-L RECORDS	RPI 51-100	RPI 101-150	RPI 150+				
14- 7	1- 4	1- 1	OVERALL	1- 1	4- 1	7- 0				
10- 2	1- 1	1- 0	HOME	1- 0	2- 1	5- 0				
3- 4	0- 2	0- 1	AWAY	0- 1	1- 0	2- 0				
1- 1	0- 1	0- 0	NEUTRAL	0- 0	1- 0	0- 0				
9- 2	0- 1	0- 0	NON-CONFERENCE	1- 0	2- 1	6- 0				
6- 1	0- 0	0- 0	HOME	1- 0	1- 1	4- 0				
2- 0	0- 0	0- 0	AWAY	0- 0	0- 0	2- 0				
1- 1	0- 1	0- 0	NEUTRAL	0- 0	1- 0	0- 0				
5- 5	1- 3	1- 1	CONFERENCE	0- 1	2- 0	1- 0				
4- 1	1- 1	1- 0	HOME	0- 0	1- 0	1- 0				
1- 4	0- 2	0- 1	AWAY	0- 1	1- 0	0- 0				
0- 0	0- 0	0- 0	NEUTRAL	0- 0	0- 0	0- 0				

RPI 1-25				RPI 26-50				Team's RPI: 39	RPI 51-100				RPI 101+			
RPI	S	Opponent	Score	RPI	S	Opponent	Score		RPI	S	Opponent	Score	RPI	S	Opponent	Score
9	A	Maryland	55 70	28	A	Ohio St.	69 78		52	H	Bradley	77 57	101	H	Michigan St.	89 69
9	H	Maryland	49 77	46	H	Rutgers	71 57		74	A	Nebraska	71 74	106	H	Notre Dame	72 76
12	H	Iowa	78 63										113	A	Wisconsin	68 56
16	A	Northwestern	73 81										115	H	Syracuse	84 76
23	N	Florida St.	69 79										120	N	Kent St.	88 53
													155	H	Western Mich.	76 55
													178	A	Eastern Mich.	57 38
													188	H	Penn St.	82 48
													198	A	Akron	80 71
													229	H	Morgan St.	80 48
													277	H	Appalachian St.	62 35
													281	H	Oakland	79 64
LAST 10 Division I																
12	H	Iowa	78 63	9	H	Maryland	49 77									
16	A	Northwestern	73 81	28	A	Ohio St.	69 78									
46	H	Rutgers	71 57	101	H	Michigan St.	89 69									
74	A	Nebraska	71 74	188	H	Penn St.	82 48									
113	A	Wisconsin	68 56	9	A	Maryland	55 70									

Non-Div I Games:

Michigan

■ Loss, 
 ■ Non-Conf, S Site, 
 ■ Home 
 ■ Away 
 N Neutral

## Michigan St.

Through Games Of Feb. 5, 2020

Average RPI Win:	171	WON-LOST	WINNING	LAST 10	STRENGTH OF	OPP. STRENGTH	TEAM	ADJ.	CONF.	ADJ CONF.
Average RPI Loss:	46	RECORD	PCT. RANK	GAMES	SCHEDULE	OF SCHEDULE	RPI	RPI	RPI	RPI
DIV. I ONLY	11- 11	179	4-6	65	8	101	101	2	2	
DIV. I NON-CONF.	7- 4	100	0	263	44	163	163	2	2	
TOTALS	RPI 1-25	RPI 26-50	W-L RECORDS	RPI 51-100	RPI 101-150	RPI 150+				
11- 11	0- 6	2- 3	OVERALL	1- 0	3- 1	5- 1				
8- 2	0- 1	1- 1	HOME	1- 0	1- 0	5- 0				
2- 6	0- 4	1- 1	AWAY	0- 0	1- 0	0- 1				
1- 3	0- 1	0- 1	NEUTRAL	0- 0	1- 1	0- 0				
7- 4	0- 2	0- 1	NON-CONFERENCE	0- 0	2- 1	5- 0				
5- 0	0- 0	0- 0	HOME	0- 0	0- 0	5- 0				
1- 1	0- 1	0- 0	AWAY	0- 0	1- 0	0- 0				
1- 3	0- 1	0- 1	NEUTRAL	0- 0	1- 1	0- 0				
4- 7	0- 4	2- 2	CONFERENCE	1- 0	1- 0	0- 1				
3- 2	0- 1	1- 1	HOME	1- 0	1- 0	0- 0				
1- 5	0- 3	1- 1	AWAY	0- 0	0- 0	0- 1				
0- 0	0- 0	0- 0	NEUTRAL	0- 0	0- 0	0- 0				

RPI 1-25				RPI 26-50				RPI 51-100				RPI 101+ Team's RPI: 101			
RPI	S	Opponent	Score	RPI	S	Opponent	Score	RPI	S	Opponent	Score	RPI	S	Opponent	Score
9	A	Maryland	53 94	28	H	Ohio St.	68 65	74	H	Nebraska	78 70	106	A	Notre Dame	72 69
12	A	Iowa	57 74	33	H	Purdue	66 76					113	H	Wisconsin	69 52
13	A	Indiana	67 79	39	A	Michigan	69 89					115	N	Syracuse	63 77
16	H	Northwestern	48 76	41	N	West Virginia	57 63					124	N	Kansas St.	65 60
20	N	LSU	56 58	46	A	Rutgers	66 55					178	H	Eastern Mich.	85 50
23	A	Florida St.	68 78									188	A	Penn St.	73 86
												252	H	Morehead St.	93 48
												281	H	Oakland	76 56
												329	H	Detroit Mercy	110 52
												348	H	Hartford	79 34
LAST 10 Division I															
9	A	Maryland	53 94	28	H	Ohio St.	68 65								
33	H	Purdue	66 76	113	H	Wisconsin	69 52								
12	A	Iowa	57 74	188	A	Penn St.	73 86								
16	H	Northwestern	48 76	39	A	Michigan	69 89								
46	A	Rutgers	66 55	74	H	Nebraska	78 70								

Non-Div I Games:

Michigan St.

■ Loss, 
■ Non-Conf, 
■ S Site, 
■ H Home 
■ A Away 
N Neutral



Average RPI Win:	186	WON-LOST	WINNING	LAST 10	STRENGTH OF	OPP. STRENGTH	TEAM	ADJ.	CONF.	ADJ CONF.
Average RPI Loss:	60	RECORD	PCT. RANK	GAMES	SCHEDULE	OF SCHEDULE	RPI	RPI	RPI	RPI
DIV. I ONLY	15- 7	73	7-3	63	96	58	58	13	13	
DIV. I NON-CONF.	8- 4	90	0	33	32	50	50	14	14	
TOTALS	RPI 1-25	RPI 26-50	W-L RECORDS	RPI 51-100	RPI 101-150	RPI 150+				
15- 7	1- 2	0- 3	OVERALL	2- 1	2- 0	10- 1				
10- 2	1- 1	0- 1	HOME	2- 0	0- 0	7- 0				
4- 3	0- 0	0- 1	AWAY	0- 1	1- 0	3- 1				
1- 2	0- 1	0- 1	NEUTRAL	0- 0	1- 0	0- 0				
8- 4	1- 2	0- 1	NON-CONFERENCE	1- 1	2- 0	4- 0				
5- 1	1- 1	0- 0	HOME	1- 0	0- 0	3- 0				
2- 1	0- 0	0- 0	AWAY	0- 1	1- 0	1- 0				
1- 2	0- 1	0- 1	NEUTRAL	0- 0	1- 0	0- 0				
7- 3	0- 0	0- 2	CONFERENCE	1- 0	0- 0	6- 1				
5- 1	0- 0	0- 1	HOME	1- 0	0- 0	4- 0				
2- 2	0- 0	0- 1	AWAY	0- 0	0- 0	2- 1				
0- 0	0- 0	0- 0	NEUTRAL	0- 0	0- 0	0- 0				

RPI 1-25				RPI 26-50				RPI 51-100				Team's RPI: 58		RPI 101+			
RPI	S	Opponent	Score	RPI	S	Opponent	Score	RPI	S	Opponent	Score			RPI	S	Opponent	Score
6	N	Gonzaga	50 62	29	H	Old Dominion	56 67	63	A	Belmont	57 68			117	N	Auburn	73 50
22	H	TCU	82 70	30	N	Arizona St.	60 61	71	H	Charlotte	83 59			141	A	Tulane	64 62
24	H	Kentucky	52 67	32	A	Western Ky.	63 71	99	H	VCU	86 63			165	H	Tennessee Tech	64 58
														184	H	Fla. Atlantic	81 66
														190	A	Southern Miss.	77 69
														197	H	Furman	78 62
														235	A	Louisiana Tech	60 78
														236	H	UTEP	76 60
														258	A	Marshall	75 55
														265	H	Lipscomb	70 49
														267	A	East Carolina	68 66
														283	H	FIU	72 56
														302	H	UTSA	69 48
LAST 10 Division I																	
302	H	UTSA	69 48	184	H	Fla. Atlantic	81 66										
236	H	UTEP	76 60	32	A	Western Ky.	63 71										
190	A	Southern Miss.	77 69	258	A	Marshall	75 55										
235	A	Louisiana Tech	60 78	71	H	Charlotte	83 59										
283	H	FIU	72 56	29	H	Old Dominion	56 67										

Non-Div I Games:

Middle Tenn.

■ Loss, 
 ■ Non-Conf, S Site, 
 ■ Home 
 ■ Away 
 N Neutral

Average RPI Win:	256	WON-LOST	WINNING	LAST 10	STRENGTH OF	OPP. STRENGTH	TEAM	ADJ.	CONF.	ADJ CONF.
Average RPI Loss:	139	RECORD	PCT. RANK	GAMES	SCHEDULE	OF SCHEDULE	RPI	RPI	RPI	RPI
DIV. I ONLY	7- 14	265	4-6	156	212	242	242	22	22	
DIV. I NON-CONF.	2- 8	295	0	115	73	280	280	20	20	
TOTALS	RPI 1-25	RPI 26-50	W-L RECORDS	RPI 51-100	RPI 101-150	RPI 150+				
7- 14	0- 1	0- 2	OVERALL	0- 2	0- 2	7- 7				
4- 5	0- 0	0- 1	HOME	0- 1	0- 0	4- 3				
3- 9	0- 1	0- 1	AWAY	0- 1	0- 2	3- 4				
0- 0	0- 0	0- 0	NEUTRAL	0- 0	0- 0	0- 0				
2- 8	0- 1	0- 2	NON-CONFERENCE	0- 1	0- 1	2- 3				
2- 3	0- 0	0- 1	HOME	0- 0	0- 0	2- 2				
0- 5	0- 1	0- 1	AWAY	0- 1	0- 1	0- 1				
0- 0	0- 0	0- 0	NEUTRAL	0- 0	0- 0	0- 0				
5- 6	0- 0	0- 0	CONFERENCE	0- 1	0- 1	5- 4				
2- 2	0- 0	0- 0	HOME	0- 1	0- 0	2- 1				
3- 4	0- 0	0- 0	AWAY	0- 0	0- 1	3- 3				
0- 0	0- 0	0- 0	NEUTRAL	0- 0	0- 0	0- 0				

RPI 1-25				RPI 26-50				RPI 51-100				RPI 101+ Team's RPI: 242			
RPI	S	Opponent	Score	RPI	S	Opponent	Score	RPI	S	Opponent	Score	RPI	S	Opponent	Score
21	A	DePaul	65 94	33	A	Purdue	55 68	53	H	IUPUI	52 75	113	A	Wisconsin	40 71
				35	H	Marquette	56 78	54	A	Minnesota	61 77	135	A	Green Bay	48 61
												176	A	Columbia	46 74
												177	H	Northern Ill.	78 65
												193	A	Cleveland St.	49 58
												199	A	Wright St.	77 67
												199	H	Wright St.	60 58
												200	H	North Dakota	58 66
												208	A	Northern Ky.	37 61
												208	H	Northern Ky.	49 61
												232	A	Youngstown St.	74 62
												234	H	Bowling Green	51 63
												281	A	Oakland	62 78
												319	H	Ark.-Pine Bluff	69 55
												329	A	Detroit Mercy	63 48
												336	H	UIC	71 55
LAST 10 Division I															
199	A	Wright St.	77 67	336	H	UIC	71 55								
208	A	Northern Ky.	37 61	281	A	Oakland	62 78								
232	A	Youngstown St.	74 62	329	A	Detroit Mercy	63 48								
193	A	Cleveland St.	49 58	135	A	Green Bay	48 61								
53	H	IUPUI	52 75	208	H	Northern Ky.	49 61								

Non-Div I Games: Wis.-Parkside 84 77

Milwaukee

■ Loss, 
 ■ Non-Conf, S Site, 
 ■ Home 
 ■ Away 
 N Neutral

Average RPI Win:	146	WON-LOST	WINNING	LAST 10	STRENGTH OF	OPP. STRENGTH	TEAM	ADJ.	CONF.	ADJ CONF.
Average RPI Loss:	53	RECORD	PCT. RANK	GAMES	SCHEDULE	OF SCHEDULE	RPI	RPI	RPI	RPI
DIV. I ONLY	14- 8	95	3-7	39	33	54	54	2	2	
DIV. I NON-CONF.	10- 1	20	0	121	90	35	35	2	2	
TOTALS	RPI 1-25	RPI 26-50	W-L RECORDS	RPI 51-100	RPI 101-150	RPI 150+				
14- 8	0- 4	3- 1	OVERALL	2- 1	3- 1	6- 1				
9- 5	0- 3	2- 1	HOME	2- 0	1- 1	4- 0				
5- 3	0- 1	1- 0	AWAY	0- 1	2- 0	2- 1				
0- 0	0- 0	0- 0	NEUTRAL	0- 0	0- 0	0- 0				
10- 1	0- 1	1- 0	NON-CONFERENCE	1- 0	3- 0	5- 0				
7- 1	0- 1	1- 0	HOME	1- 0	1- 0	4- 0				
3- 0	0- 0	0- 0	AWAY	0- 0	2- 0	1- 0				
0- 0	0- 0	0- 0	NEUTRAL	0- 0	0- 0	0- 0				
4- 7	0- 3	2- 1	CONFERENCE	1- 1	0- 1	1- 1				
2- 4	0- 2	1- 1	HOME	1- 0	0- 1	0- 0				
2- 3	0- 1	1- 0	AWAY	0- 1	0- 0	1- 1				
0- 0	0- 0	0- 0	NEUTRAL	0- 0	0- 0	0- 0				

RPI 1-25				RPI 26-50				RPI 51-100				RPI 101+			
RPI	S	Opponent	Score	RPI	S	Opponent	Score	RPI	S	Opponent	Score	RPI	S	Opponent	Score
8	H	Missouri St.	69 77	28	H	Ohio St.	63 66	74	A	Nebraska	58 72	106	A	Notre Dame	75 67
12	H	Iowa	75 76	30	H	Arizona St.	80 66	74	H	Nebraska	67 61	113	H	Wisconsin	62 72
13	A	Indiana	52 65	33	A	Purdue	72 59	93	H	Montana St.	71 60	134	H	Lehigh	77 49
16	H	Northwestern	54 56	46	H	Rutgers	73 71					143	A	George Washington	83 50
												161	A	Illinois	71 74
												162	H	UC Davis	76 67
												181	A	American	70 53
												188	A	Penn St.	81 74
												242	H	Milwaukee	77 61
												299	H	Vermont	90 58
												315	H	Bryant	101 56
LAST 10 Division I															
				46	H	Rutgers	73 71	12	H	Iowa	75 76				
				74	H	Nebraska	67 61	161	A	Illinois	71 74				
				13	A	Indiana	52 65	16	H	Northwestern	54 56				
				113	H	Wisconsin	62 72	74	A	Nebraska	58 72				
				33	A	Purdue	72 59	28	H	Ohio St.	63 66				

Non-Div I Games:

Minnesota

Mississippi St.

Through Games Of Feb. 5, 2020

Average RPI Win:	123	WON-LOST	WINNING	LAST 10	STRENGTH OF	OPP. STRENGTH	TEAM	ADJ.	CONF.	ADJ CONF.
Average RPI Loss:	16	RECORD	PCT. RANK	GAMES	SCHEDULE	OF SCHEDULE	RPI	RPI	RPI	RPI
DIV. I ONLY	20- 3	15	9-1	28	16	14	14	4	4	
DIV. I NON-CONF.	12- 2	28	1-0	22	48	12	12	5	5	
TOTALS	RPI 1-25	RPI 26-50	W-L RECORDS	RPI 51-100	RPI 101-150	RPI 150+				
20- 3	1- 2	2- 1	OVERALL	6- 0	4- 0	7- 0				
10- 1	1- 0	0- 1	HOME	3- 0	2- 0	4- 0				
6- 1	0- 1	1- 0	AWAY	2- 0	1- 0	2- 0				
4- 1	0- 1	1- 0	NEUTRAL	1- 0	1- 0	1- 0				
12- 2	0- 1	2- 1	NON-CONFERENCE	3- 0	1- 0	6- 0				
5- 1	0- 0	0- 1	HOME	2- 0	0- 0	3- 0				
3- 0	0- 0	1- 0	AWAY	0- 0	0- 0	2- 0				
4- 1	0- 1	1- 0	NEUTRAL	1- 0	1- 0	1- 0				
8- 1	1- 1	0- 0	CONFERENCE	3- 0	3- 0	1- 0				
5- 0	1- 0	0- 0	HOME	1- 0	2- 0	1- 0				
3- 1	0- 1	0- 0	AWAY	2- 0	1- 0	0- 0				
0- 0	0- 0	0- 0	NEUTRAL	0- 0	0- 0	0- 0				

RPI 1-25				RPI 26-50				RPI 51-100				RPI 101+			
RPI	S	Opponent	Score	RPI	S	Opponent	Score	RPI	S	Opponent	Score	RPI	S	Opponent	Score
2	A	South Carolina	79 81	35	A	Marquette	74 68	68	H	UT Martin	82 46	117	H	Auburn	78 73
4	N	Stanford	62 67	41	H	West Virginia	65 71	75	H	Troy	122 82	119	H	Florida	93 47
20	H	LSU	64 60	45	N	Virginia	72 59	77	A	Georgia	73 66	135	N	Green Bay	83 58
								77	H	Georgia	67 53	147	A	Missouri	79 64
								80	N	South Fla.	86 61	153	A	Louisiana	64 48
								97	A	Vanderbilt	68 52	158	A	Jackson St.	92 53
												172	H	Little Rock	89 50
												190	H	Southern Miss.	91 58
												205	H	Murray St.	124 43
												222	N	San Francisco	73 38
												275	H	Ole Miss	80 39
LAST 10 Division I															
				77	H	Georgia	67 53	20	H	LSU	64 60				
				117	H	Auburn	78 73	147	A	Missouri	79 64				
				275	H	Ole Miss	80 39	77	A	Georgia	73 66				
				97	A	Vanderbilt	68 52	119	H	Florida	93 47				
				2	A	South Carolina	79 81	172	H	Little Rock	89 50				

Non-Div I Games:

Mississippi St.

Loss, Non-Conf, S Site, H Home A Away N Neutral

Average RPI Win: 347		WON-LOST	WINNING	LAST 10	STRENGTH OF	OPP. STRENGTH	TEAM	ADJ.	CONF.	ADJ CONF.
Average RPI Loss: 241		RECORD	PCT. RANK	GAMES	SCHEDULE	OF SCHEDULE	RPI	RPI	RPI	RPI
DIV. I ONLY		2- 18	340	1-9	351	337	351	351	32	32
DIV. I NON-CONF.		1- 10	329	0-1	337	310	350	350	31	31
TOTALS	RPI 1-25		RPI 26-50		W-L RECORDS	RPI 51-100	RPI 101-150		RPI 150+	
2- 18	0- 0		0- 0		OVERALL	0- 0	0- 1		2- 17	
2- 6	0- 0		0- 0		HOME	0- 0	0- 0		2- 6	
0- 11	0- 0		0- 0		AWAY	0- 0	0- 1		0- 10	
0- 1	0- 0		0- 0		NEUTRAL	0- 0	0- 0		0- 1	
1- 10	0- 0		0- 0		NON-CONFERENCE	0- 0	0- 0		1- 10	
1- 2	0- 0		0- 0		HOME	0- 0	0- 0		1- 2	
0- 7	0- 0		0- 0		AWAY	0- 0	0- 0		0- 7	
0- 1	0- 0		0- 0		NEUTRAL	0- 0	0- 0		0- 1	
1- 8	0- 0		0- 0		CONFERENCE	0- 0	0- 1		1- 7	
1- 4	0- 0		0- 0		HOME	0- 0	0- 0		1- 4	
0- 4	0- 0		0- 0		AWAY	0- 0	0- 1		0- 3	
0- 0	0- 0		0- 0		NEUTRAL	0- 0	0- 0		0- 0	

RPI 1-25				RPI 26-50				RPI 51-100				RPI 101+				Team's RPI: 351	
RPI	S	Opponent	Score	RPI	S	Opponent	Score	RPI	S	Opponent	Score	RPI	S	Opponent	Score		
												102	A	Texas Southern	58	88	
												158	H	Jackson St.	61	90	
												168	A	Memphis	54	91	
												173	A	North Ala.	60	86	
												185	A	Wyoming	22	95	
												190	A	Southern Miss.	80	84	
												195	H	Austin Peay	82	100	
												205	H	Murray St.	66	72	
												244	H	Southern U.	54	84	
												263	A	Colorado St.	46	65	
												275	A	Ole Miss	53	72	
												280	A	Alabama A&M	48	68	
												293	N	Omaha	70	78	
												297	A	Prairie View	47	81	
												318	H	Alcorn	67	81	
												319	H	Ark.-Pine Bluff	77	80	
												333	A	Alabama St.	64	77	
												345	A	La.-Monroe	66	74	
												346	H	Florida A&M	71	70	
												347	H	Grambling	68	57	
LAST 10 Division I																	
				347	H	Grambling	68	57	318	H	Alcorn	67	81				
				158	H	Jackson St.	61	90	280	A	Alabama A&M	48	68				
				297	A	Prairie View	47	81	333	A	Alabama St.	64	77				
				102	A	Texas Southern	58	88	319	H	Ark.-Pine Bluff	77	80				
				244	H	Southern U.	54	84	345	A	La.-Monroe	66	74				

Non-Div I Games:

Mississippi Val.

Loss, Non-Conf, S Site, H Home A Away N Neutral

Average RPI Win:	185	WON-LOST	WINNING	LAST 10	STRENGTH OF	OPP. STRENGTH	TEAM	ADJ.	CONF.	ADJ CONF.
Average RPI Loss:	70	RECORD	PCT. RANK	GAMES	SCHEDULE	OF SCHEDULE	RPI	RPI	RPI	RPI
DIV. I ONLY	5- 17	305	2-8	3	77	147	147	4	4	
DIV. I NON-CONF.	3- 10	282	0-1	34	130	223	223	5	5	
TOTALS	RPI 1-25	RPI 26-50	W-L RECORDS	RPI 51-100	RPI 101-150	RPI 150+				
5- 17	1- 6	0- 5	OVERALL	1- 2	0- 1	3- 3				
4- 8	1- 4	0- 2	HOME	1- 1	0- 0	2- 1				
1- 7	0- 2	0- 3	AWAY	0- 0	0- 1	1- 1				
0- 2	0- 0	0- 0	NEUTRAL	0- 1	0- 0	0- 1				
3- 10	0- 2	0- 2	NON-CONFERENCE	1- 2	0- 1	2- 3				
3- 4	0- 1	0- 1	HOME	1- 1	0- 0	2- 1				
0- 4	0- 1	0- 1	AWAY	0- 0	0- 1	0- 1				
0- 2	0- 0	0- 0	NEUTRAL	0- 1	0- 0	0- 1				
2- 7	1- 4	0- 3	CONFERENCE	0- 0	0- 0	1- 0				
1- 4	1- 3	0- 1	HOME	0- 0	0- 0	0- 0				
1- 3	0- 1	0- 2	AWAY	0- 0	0- 0	1- 0				
0- 0	0- 0	0- 0	NEUTRAL	0- 0	0- 0	0- 0				

RPI	S	Opponent	Score	RPI	S	Opponent	Score	RPI	S	Opponent	Score	RPI	S	Opponent	Score	Team's RPI: 147
2	H	South Carolina	45 78	40	A	Arkansas	73 90	59	N	North Carolina	69 82	135	A	Green Bay	64 72	
8	A	Missouri St.	72 79	40	H	Arkansas	81 85	74	H	Nebraska	85 90	161	H	Illinois	51 58	
14	H	Mississippi St.	64 79	44	A	Tennessee	66 77	90	H	Saint Louis	83 58	204	N	New Mexico	68 71	
17	A	Texas A&M	53 72	47	A	South Dakota	56 72					211	H	Western Ill.	97 89	
19	H	Princeton	33 68	48	H	UNI	73 78					247	A	UMKC	56 59	
20	H	LSU	69 65									275	A	Ole Miss	71 57	
24	H	Kentucky	47 62									327	H	SIUE	68 51	
LAST 10 Division I																
40	H	Arkansas	81 85	40	A	Arkansas	73 90									
24	H	Kentucky	47 62	14	H	Mississippi St.	64 79									
17	A	Texas A&M	53 72	20	H	LSU	69 65									
275	A	Ole Miss	71 57	44	A	Tennessee	66 77									
2	H	South Carolina	45 78	161	H	Illinois	51 58									

Non-Div I Games:

Missouri

■ Loss, 
■ Non-Conf, 
■ S Site, 
■ H Home 
■ A Away 
N Neutral

Average RPI Win:	127	WON-LOST	WINNING	LAST 10	STRENGTH OF	OPP. STRENGTH	TEAM	ADJ.	CONF.	ADJ CONF.
Average RPI Loss:	33	RECORD	PCT. RANK	GAMES	SCHEDULE	OF SCHEDULE	RPI	RPI	RPI	RPI
DIV. I ONLY	17- 3	20	8-2	21	69	8	8	7	7	
DIV. I NON-CONF.	9- 2	38	0-1	10	17	4	4	7	7	
TOTALS	RPI 1-25	RPI 26-50	W-L RECORDS	RPI 51-100	RPI 101-150	RPI 150+				
17- 3	0- 2	4- 0	OVERALL	4- 1	4- 0	5- 0				
9- 0	0- 0	2- 0	HOME	2- 0	3- 0	2- 0				
8- 3	0- 2	2- 0	AWAY	2- 1	1- 0	3- 0				
0- 0	0- 0	0- 0	NEUTRAL	0- 0	0- 0	0- 0				
9- 2	0- 2	2- 0	NON-CONFERENCE	2- 0	3- 0	2- 0				
5- 0	0- 0	0- 0	HOME	0- 0	3- 0	2- 0				
4- 2	0- 2	2- 0	AWAY	2- 0	0- 0	0- 0				
0- 0	0- 0	0- 0	NEUTRAL	0- 0	0- 0	0- 0				
8- 1	0- 0	2- 0	CONFERENCE	2- 1	1- 0	3- 0				
4- 0	0- 0	2- 0	HOME	2- 0	0- 0	0- 0				
4- 1	0- 0	0- 0	AWAY	0- 1	1- 0	3- 0				
0- 0	0- 0	0- 0	NEUTRAL	0- 0	0- 0	0- 0				

RPI 1-25				Team's RPI: 8		RPI 26-50				RPI 51-100				RPI 101+			
RPI	S	Opponent	Score	RPI	S	Opponent	Score	RPI	S	Opponent	Score	RPI	S	Opponent	Score		
6	A	Gonzaga	52 64	27	H	Drake	69 67	52	H	Bradley	90 56	118	A	Loyola Chicago	74 72		
11	A	Oregon St.	69 80	37	A	Oklahoma	96 90	54	A	Minnesota	77 69	125	H	A&M-Corpus Christi	79 51		
				47	A	South Dakota	74 66	69	H	Illinois St.	87 74	147	H	Missouri	79 72		
				48	H	UNI	80 66	81	A	Southern Ill.	68 70	150	H	Wichita St.	68 55		
								95	A	Boise St.	72 69	159	A	Valparaiso	81 68		
												180	H	Santa Clara	71 64		
												247	H	UMKC	83 58		
												278	A	Indiana St.	76 55		
												325	A	Evansville	81 55		
LAST 10 Division I																	
				69	H	Illinois St.	87 74	48	H	UNI	80 66						
				52	H	Bradley	90 56	27	H	Drake	69 67						
				325	A	Evansville	81 55	159	A	Valparaiso	81 68						
				278	A	Indiana St.	76 55	118	A	Loyola Chicago	74 72						
				81	A	Southern Ill.	68 70	6	A	Gonzaga	52 64						

Non-Div I Games: William Jewell 111 39

Missouri St.

Average RPI Win: <b>268</b>	WON-LOST	WINNING	LAST 10	STRENGTH OF	OPP. STRENGTH	TEAM	ADJ.	CONF.	ADJ CONF.
Average RPI Loss: <b>161</b>	RECORD	PCT. RANK	GAMES	SCHEDULE	OF SCHEDULE	RPI	RPI	RPI	RPI
DIV. I ONLY	5- 15	296	1-9	179	244	279	279	24	24
DIV. I NON-CONF.	3- 6	235	0	125	181	181	181	25	25
TOTALS	RPI 1-25	RPI 26-50	W-L RECORDS	RPI 51-100	RPI 101-150	RPI 150+			
5- 15	0- 2	0- 0	OVERALL	0- 4	0- 2	5- 7			
2- 5	0- 0	0- 0	HOME	0- 1	0- 1	2- 3			
2- 10	0- 2	0- 0	AWAY	0- 3	0- 1	2- 4			
1- 0	0- 0	0- 0	NEUTRAL	0- 0	0- 0	1- 0			
3- 6	0- 2	0- 0	NON-CONFERENCE	0- 1	0- 2	3- 1			
1- 1	0- 0	0- 0	HOME	0- 0	0- 1	1- 0			
1- 5	0- 2	0- 0	AWAY	0- 1	0- 1	1- 1			
1- 0	0- 0	0- 0	NEUTRAL	0- 0	0- 0	1- 0			
2- 9	0- 0	0- 0	CONFERENCE	0- 3	0- 0	2- 6			
1- 4	0- 0	0- 0	HOME	0- 1	0- 0	1- 3			
1- 5	0- 0	0- 0	AWAY	0- 2	0- 0	1- 3			
0- 0	0- 0	0- 0	NEUTRAL	0- 0	0- 0	0- 0			

RPI 1-25				RPI 26-50				RPI 51-100				RPI 101+ Team's RPI: 279			
RPI	S	Opponent	Score	RPI	S	Opponent	Score	RPI	S	Opponent	Score	RPI	S	Opponent	Score
19	A	Princeton	40 <b>52</b>					73	A	Bucknell	37 <b>71</b>	126	A	San Diego	49 <b>57</b>
25	A	Arizona	34 <b>86</b>					83	A	Marist	66 <b>76</b>	133	H	Providence	52 <b>68</b>
								83	H	Marist	53 <b>74</b>	156	H	Lafayette	52 44
								86	A	Rider	25 <b>48</b>	169	A	Quinnipiac	53 <b>60</b>
												209	A	Fairfield	38 <b>49</b>
												215	H	Manhattan	62 60
												237	H	Iona	33 <b>36</b>
												248	H	Niagara	70 <b>73</b>
												269	A	Loyola Maryland	48 <b>64</b>
												307	A	Siena	39 <b>51</b>
												309	A	Albany (NY)	53 41
												323	N	Purdue Fort Wayne	60 46
												337	A	Saint Peter's	81 67
												343	H	Canisius	62 <b>71</b>
LAST 10 Division I															
				86	A	Rider	25 <b>48</b>	337	A	Saint Peter's	81 67				
				83	H	Marist	53 <b>74</b>	237	H	Iona	33 <b>36</b>				
				307	A	Siena	39 <b>51</b>	209	A	Fairfield	38 <b>49</b>				
				248	H	Niagara	70 <b>73</b>	343	H	Canisius	62 <b>71</b>				
				169	A	Quinnipiac	53 <b>60</b>	83	A	Marist	66 <b>76</b>				

Non-Div I Games:

Monmouth



Average RPI Win:	255	WON-LOST	WINNING	LAST 10	STRENGTH OF	OPP. STRENGTH	TEAM	ADJ.	CONF.	ADJ CONF.
Average RPI Loss:	130	RECORD	PCT. RANK	GAMES	SCHEDULE	OF SCHEDULE	RPI	RPI	RPI	RPI
DIV. I ONLY	9- 9	179	5-5	139	293	186	186	18	18	
DIV. I NON-CONF.	3- 4	201	0	20	325	107	107	17	17	
TOTALS	RPI 1-25	RPI 26-50	W-L RECORDS	RPI 51-100	RPI 101-150	RPI 150+				
9- 9	0- 1	0- 1	OVERALL	0- 2	0- 1	9- 4				
5- 5	0- 1	0- 0	HOME	0- 2	0- 0	5- 2				
4- 3	0- 0	0- 1	AWAY	0- 0	0- 1	4- 1				
0- 1	0- 0	0- 0	NEUTRAL	0- 0	0- 0	0- 1				
3- 4	0- 1	0- 1	NON-CONFERENCE	0- 1	0- 0	3- 1				
1- 2	0- 1	0- 0	HOME	0- 1	0- 0	1- 0				
2- 1	0- 0	0- 1	AWAY	0- 0	0- 0	2- 0				
0- 1	0- 0	0- 0	NEUTRAL	0- 0	0- 0	0- 1				
6- 5	0- 0	0- 0	CONFERENCE	0- 1	0- 1	6- 3				
4- 3	0- 0	0- 0	HOME	0- 1	0- 0	4- 2				
2- 2	0- 0	0- 0	AWAY	0- 0	0- 1	2- 1				
0- 0	0- 0	0- 0	NEUTRAL	0- 0	0- 0	0- 0				

RPI	S	Opponent	Score	RPI	S	Opponent	Score	RPI	S	Opponent	Score	RPI	S	Opponent	Score	Team's RPI: 186
25	H	Arizona	42 77	47	A	South Dakota	64 96	66	H	Fresno St.	63 76	116	A	Idaho	51 52	
								93	H	Montana St.	61 66	157	A	Northern Ariz.	79 71	
												180	N	Santa Clara	58 68	
												187	A	Portland St.	65 78	
												187	H	Portland St.	62 55	
												216	H	Southern Utah	81 74	
												226	H	Northern Colo.	58 67	
												230	A	Cal St. Fullerton	71 69	
												233	H	Idaho St.	53 67	
												249	H	Grand Canyon	72 67	
												304	A	Sacramento St.	64 60	
												308	H	Eastern Wash.	92 54	
												316	H	Weber St.	85 57	
												324	A	Utah Valley	63 52	
LAST 10 Division I																
				93	H	Montana St.	61 66					187	A	Portland St.	65 78	
				187	H	Portland St.	62 55					308	H	Eastern Wash.	92 54	
				316	H	Weber St.	85 57					226	H	Northern Colo.	58 67	
				233	H	Idaho St.	53 67					216	H	Southern Utah	81 74	
				116	A	Idaho	51 52					304	A	Sacramento St.	64 60	

Non-Div I Games: Mont. St.-Northern 98 45 Mont. St. Billings 70 53

Montana

Loss, Non-Conf, S Site, H Home A Away N Neutral

Average RPI Win:	237	WON-LOST	WINNING	LAST 10	STRENGTH OF	OPP. STRENGTH	TEAM	ADJ.	CONF.	ADJ CONF.
Average RPI Loss:	68	RECORD	PCT. RANK	GAMES	SCHEDULE	OF SCHEDULE	RPI	RPI	RPI	RPI

DIV. I ONLY	11- 6	92	9-1	127	192	93	93	18	18
DIV. I NON-CONF.	2- 5	259	0	11	70	120	120	17	17

TOTALS	RPI 1-25	RPI 26-50	W-L RECORDS	RPI 51-100	RPI 101-150	RPI 150+
11- 6	0- 2	0- 0	OVERALL	0- 2	0- 2	11- 0
5- 2	0- 1	0- 0	HOME	0- 0	0- 1	5- 0
6- 2	0- 0	0- 0	AWAY	0- 2	0- 0	6- 0
0- 2	0- 1	0- 0	NEUTRAL	0- 0	0- 1	0- 0
2- 5	0- 2	0- 0	NON-CONFERENCE	0- 2	0- 1	2- 0
1- 1	0- 1	0- 0	HOME	0- 0	0- 0	1- 0
1- 2	0- 0	0- 0	AWAY	0- 2	0- 0	1- 0
0- 2	0- 1	0- 0	NEUTRAL	0- 0	0- 1	0- 0
9- 1	0- 0	0- 0	CONFERENCE	0- 0	0- 1	9- 0
4- 1	0- 0	0- 0	HOME	0- 0	0- 1	4- 0
5- 0	0- 0	0- 0	AWAY	0- 0	0- 0	5- 0
0- 0	0- 0	0- 0	NEUTRAL	0- 0	0- 0	0- 0

RPI 1-25				RPI 26-50				RPI 51-100				Team's RPI: 93	RPI 101+			
RPI	S	Opponent	Score	RPI	S	Opponent	Score	RPI	S	Opponent	Score		RPI	S	Opponent	Score
6	H	Gonzaga	55 70					54	A	Minnesota	60 71		116	H	Idaho	68 69
17	N	Texas A&M	67 78					67	A	South Dakota St.	50 60		150	N	Wichita St.	64 66
													157	A	Northern Ariz.	72 64
													162	H	UC Davis	77 65
													186	A	Montana	66 61
													187	A	Portland St.	73 62
													216	H	Southern Utah	91 65
													226	H	Northern Colo.	91 58
													233	H	Idaho St.	67 59
													304	A	Sacramento St.	85 48
													308	A	Eastern Wash.	89 85
													313	A	Seattle U	73 65
													316	H	Weber St.	81 52
LAST 10 Division I																
				186	A	Montana	66 61					116	H	Idaho	68 69	
				233	H	Idaho St.	67 59					216	H	Southern Utah	91 65	
				316	H	Weber St.	81 52					226	H	Northern Colo.	91 58	
				308	A	Eastern Wash.	89 85					157	A	Northern Ariz.	72 64	
				187	A	Portland St.	73 62					304	A	Sacramento St.	85 48	

Non-Div I Games: Carroll (MT) 67 33 Mont. St.-Northern 93 34

Montana St.

Loss, Non-Conf, S Site, H Home A Away N Neutral

Average RPI Win:	292	WON-LOST	WINNING	LAST 10	STRENGTH OF	OPP. STRENGTH	TEAM	ADJ.	CONF.	ADJ CONF.
Average RPI Loss:	127	RECORD	PCT. RANK	GAMES	SCHEDULE	OF SCHEDULE	RPI	RPI	RPI	RPI
DIV. I ONLY	6- 14	277	4-6	105	290	252	252	19	19	
DIV. I NON-CONF.	2- 8	295	0	69	188	253	253	22	22	
TOTALS	RPI 1-25	RPI 26-50	W-L RECORDS	RPI 51-100	RPI 101-150	RPI 150+				
6- 14	0- 2	0- 0	OVERALL	0- 3	0- 3	6- 6				
4- 6	0- 0	0- 0	HOME	0- 1	0- 2	4- 3				
2- 8	0- 2	0- 0	AWAY	0- 2	0- 1	2- 3				
0- 0	0- 0	0- 0	NEUTRAL	0- 0	0- 0	0- 0				
2- 8	0- 2	0- 0	NON-CONFERENCE	0- 1	0- 2	2- 3				
2- 2	0- 0	0- 0	HOME	0- 0	0- 1	2- 1				
0- 6	0- 2	0- 0	AWAY	0- 1	0- 1	0- 2				
0- 0	0- 0	0- 0	NEUTRAL	0- 0	0- 0	0- 0				
4- 6	0- 0	0- 0	CONFERENCE	0- 2	0- 1	4- 3				
2- 4	0- 0	0- 0	HOME	0- 1	0- 1	2- 2				
2- 2	0- 0	0- 0	AWAY	0- 1	0- 0	2- 1				
0- 0	0- 0	0- 0	NEUTRAL	0- 0	0- 0	0- 0				

RPI 1-25				RPI 26-50				RPI 51-100				RPI 101+ Team's RPI: 252			
RPI	S	Opponent	Score	RPI	S	Opponent	Score	RPI	S	Opponent	Score	RPI	S	Opponent	Score
7	A	Baylor	47 94					63	A	Belmont	62 71	101	A	Michigan St.	48 93
24	A	Kentucky	54 79					65	A	Dayton	41 58	131	H	N.C. A&T	56 74
								68	H	UT Martin	64 82	137	H	Southeast Mo. St.	61 67
												159	A	Valparaiso	53 55
												165	A	Tennessee Tech	75 82
												165	H	Tennessee Tech	55 75
												219	H	Radford	73 62
												228	H	Stetson	55 58
												231	H	Eastern Ill.	51 57
												234	A	Bowling Green	65 79
												256	H	Saint Francis (PA)	65 54
												306	A	Jacksonville St.	69 55
												306	H	Jacksonville St.	67 48
												327	H	SIUE	75 69
												340	A	Tennessee St.	84 47
LAST 10 Division I															
				68	H	UT Martin	64 82	340	A	Tennessee St.	84 47				
				137	H	Southeast Mo. St.	61 67	231	H	Eastern Ill.	51 57				
				306	A	Jacksonville St.	69 55	327	H	SIUE	75 69				
				165	A	Tennessee Tech	75 82	165	H	Tennessee Tech	55 75				
				63	A	Belmont	62 71	306	H	Jacksonville St.	67 48				

Non-Div I Games: Asbury 107 55 Midway 107 55

Morehead St.

Loss, Non-Conf, S Site, H Home A Away N Neutral

RPI 1-25				RPI 26-50				RPI 51-100				RPI 101+				Team's RPI: 229	
RPI	S	Opponent	Score	RPI	S	Opponent	Score	RPI	S	Opponent	Score	RPI	S	Opponent	Score		
				35	A	Marquette	48 70	74	A	Nebraska	55 78	131	H	N.C. A&T	42 38		
				39	A	Michigan	48 80	79	N	Stony Brook	56 63	146	A	Bethune-Cookman	65 74		
												198	N	Akron	45 52		
												258	A	Marshall	57 52		
												262	A	Delaware St.	61 69		
												270	A	Howard	68 52		
												270	H	Howard	74 67		
												274	H	Texas St.	72 62		
												293	A	Omaha	64 70		
												301	A	UMBC	63 65		
												312	A	Hofstra	39 51		
												326	A	UMES	55 44		
												337	A	Saint Peter's	77 78		
												342	A	Coppin St.	47 42		
												346	A	Florida A&M	59 47		
												350	H	South Carolina St.	77 47		
LAST 10 Division I																	
				270	A	Howard	68 52	146	A	Bethune-Cookman	65 74						
				326	A	UMES	55 44	346	A	Florida A&M	59 47						
				342	A	Coppin St.	47 42	350	H	South Carolina St.	77 47						
				131	H	N.C. A&T	42 38	262	A	Delaware St.	61 69						
				270	H	Howard	74 67	198	N	Akron	45 52						

Notre Dame (MD)	113	34
-----------------	-----	----

Washington Adventis84 52

Page 180

## Mt. St. Mary's

Through Games Of Feb. 5, 2020

Average RPI Win:	284	WON-LOST	WINNING	LAST 10	STRENGTH OF	OPP. STRENGTH	TEAM	ADJ.	CONF.	ADJ CONF.
Average RPI Loss:	156	RECORD	PCT. RANK	GAMES	SCHEDULE	OF SCHEDULE	RPI	RPI	RPI	RPI
DIV. I ONLY	11- 9	138	7-3	314	255	213	213	30	30	
DIV. I NON-CONF.	4- 7	225	0-1	145	131	194	194	30	30	
TOTALS	RPI 1-25	RPI 26-50	W-L RECORDS	RPI 51-100	RPI 101-150	RPI 150+				
11- 9	0- 2	0- 1	OVERALL	0- 0	1- 1	10- 5				
6- 2	0- 0	0- 0	HOME	0- 0	0- 1	6- 1				
4- 6	0- 2	0- 1	AWAY	0- 0	0- 0	4- 3				
1- 1	0- 0	0- 0	NEUTRAL	0- 0	1- 0	0- 1				
4- 7	0- 2	0- 1	NON-CONFERENCE	0- 0	1- 1	3- 3				
2- 1	0- 0	0- 0	HOME	0- 0	0- 1	2- 0				
1- 5	0- 2	0- 1	AWAY	0- 0	0- 0	1- 2				
1- 1	0- 0	0- 0	NEUTRAL	0- 0	1- 0	0- 1				
7- 2	0- 0	0- 0	CONFERENCE	0- 0	0- 0	7- 2				
4- 1	0- 0	0- 0	HOME	0- 0	0- 0	4- 1				
3- 1	0- 0	0- 0	AWAY	0- 0	0- 0	3- 1				
0- 0	0- 0	0- 0	NEUTRAL	0- 0	0- 0	0- 0				

RPI 1-25				RPI 26-50				RPI 51-100				RPI 101+ Team's RPI: 213			
RPI	S	Opponent	Score	RPI	S	Opponent	Score	RPI	S	Opponent	Score	RPI	S	Opponent	Score
13	A	Indiana	52 75	29	A	Old Dominion	34 85					134	H	Lehigh	65 66
24	A	Kentucky	44 67									145	N	Richmond	75 67
												167	N	Hampton	60 68
												194	A	Towson	57 73
												206	A	Merrimack	55 76
												219	A	Radford	75 58
												269	H	Loyola Maryland	81 75
												286	H	Wagner	78 63
												288	A	Sacred Heart	67 58
												301	H	UMBC	71 61
												305	H	St. Francis Brooklyn	69 60
												315	A	Bryant	76 70
												315	H	Bryant	67 72
												322	A	Fairleigh Dickinson	69 61
												326	A	UMES	76 78
												334	H	LIU Brooklyn	75 57
												344	H	Central Conn. St.	72 64
LAST 10 Division I															
288	A	Sacred Heart	67 58	206	A	Merrimack	55 76								
322	A	Fairleigh Dickinson	69 61	315	A	Bryant	76 70								
315	H	Bryant	67 72	334	H	LIU Brooklyn	75 57								
305	H	St. Francis Brooklyn	69 60	286	H	Wagner	78 63								
344	H	Central Conn. St.	72 64	29	A	Old Dominion	34 85								

Non-Div I Games: Frostburg St. 94 40

Mt. St. Mary's

Loss, Non-Conf, S Site, H Home A Away N Neutral

Average RPI Win:	273	WON-LOST	WINNING	LAST 10	STRENGTH OF	OPP. STRENGTH	TEAM	ADJ.	CONF.	ADJ CONF.
Average RPI Loss:	105	RECORD	PCT. RANK	GAMES	SCHEDULE	OF SCHEDULE	RPI	RPI	RPI	RPI
DIV. I ONLY	9- 10	201	4-6	214	234	205	205	19	19	
DIV. I NON-CONF.	5- 4	140	0	279	116	165	165	22	22	
TOTALS	RPI 1-25	RPI 26-50	W-L RECORDS	RPI 51-100	RPI 101-150	RPI 150+				
9- 10	0- 2	0- 0	OVERALL	0- 4	1- 2	8- 2				
6- 3	0- 0	0- 0	HOME	0- 2	1- 1	5- 0				
3- 7	0- 2	0- 0	AWAY	0- 2	0- 1	3- 2				
0- 0	0- 0	0- 0	NEUTRAL	0- 0	0- 0	0- 0				
5- 4	0- 2	0- 0	NON-CONFERENCE	0- 1	0- 1	5- 0				
2- 1	0- 0	0- 0	HOME	0- 0	0- 1	2- 0				
3- 3	0- 2	0- 0	AWAY	0- 1	0- 0	3- 0				
0- 0	0- 0	0- 0	NEUTRAL	0- 0	0- 0	0- 0				
4- 6	0- 0	0- 0	CONFERENCE	0- 3	1- 1	3- 2				
4- 2	0- 0	0- 0	HOME	0- 2	1- 0	3- 0				
0- 4	0- 0	0- 0	AWAY	0- 1	0- 1	0- 2				
0- 0	0- 0	0- 0	NEUTRAL	0- 0	0- 0	0- 0				

RPI 1-25				RPI 26-50				RPI 51-100				RPI 101+ Team's RPI: 205			
RPI	S	Opponent	Score	RPI	S	Opponent	Score	RPI	S	Opponent	Score	RPI	S	Opponent	Score
3	A	Louisville	40 76					63	H	Belmont	56 86	137	A	Southeast Mo. St.	73 88
14	A	Mississippi St.	43 124					68	A	UT Martin	56 98	137	H	Southeast Mo. St.	70 62
								68	H	UT Martin	64 89	144	H	Samford	56 84
								81	A	Southern Ill.	66 76	165	A	Tennessee Tech	72 77
												203	H	Arkansas St.	77 62
												231	H	Eastern Ill.	92 87
												265	A	Lipscomb	67 57
												278	H	Indiana St.	70 62
												306	A	Jacksonville St.	51 68
												325	A	Evansville	61 59
												327	H	SIUE	74 60
												340	H	Tennessee St.	100 62
												351	A	Mississippi Val.	72 66
LAST 10 Division I															
327	H	SIUE	74 60	68	A	UT Martin	56 98								
231	H	Eastern Ill.	92 87	165	A	Tennessee Tech	72 77								
340	H	Tennessee St.	100 62	306	A	Jacksonville St.	51 68								
63	H	Belmont	56 86	137	H	Southeast Mo. St.	70 62								
137	A	Southeast Mo. St.	73 88	68	H	UT Martin	64 89								

Non-Div I Games: Cumberland (TN) 93 60 Christian Bros. 95 59

Murray St.

Loss, Non-Conf, S Site, H Home A Away N Neutral

Average RPI Win:	246	WON-LOST	WINNING	LAST 10	STRENGTH OF	OPP. STRENGTH	TEAM	ADJ.	CONF.	ADJ CONF.
Average RPI Loss:	120	RECORD	PCT. RANK	GAMES	SCHEDULE	OF SCHEDULE	RPI	RPI	RPI	RPI
DIV. I ONLY	13- 6	68	8-2	286	166	131	131	29	29	
DIV. I NON-CONF.	6- 4	123	1-0	141	33	68	68	29	29	
TOTALS	RPI 1-25	RPI 26-50	W-L RECORDS	RPI 51-100	RPI 101-150	RPI 150+				
13- 6	0- 1	0- 0	OVERALL	1- 2	0- 1	12- 2				
6- 1	0- 0	0- 0	HOME	0- 0	0- 1	6- 0				
6- 4	0- 1	0- 0	AWAY	1- 1	0- 0	5- 2				
1- 1	0- 0	0- 0	NEUTRAL	0- 1	0- 0	1- 0				
6- 4	0- 1	0- 0	NON-CONFERENCE	1- 2	0- 0	5- 1				
2- 0	0- 0	0- 0	HOME	0- 0	0- 0	2- 0				
3- 3	0- 1	0- 0	AWAY	1- 1	0- 0	2- 1				
1- 1	0- 0	0- 0	NEUTRAL	0- 1	0- 0	1- 0				
7- 2	0- 0	0- 0	CONFERENCE	0- 0	0- 1	7- 1				
4- 1	0- 0	0- 0	HOME	0- 0	0- 1	4- 0				
3- 1	0- 0	0- 0	AWAY	0- 0	0- 0	3- 1				
0- 0	0- 0	0- 0	NEUTRAL	0- 0	0- 0	0- 0				

RPI 1-25				RPI 26-50				RPI 51-100				RPI 101+ Team's RPI: 131			
RPI	S	Opponent	Score	RPI	S	Opponent	Score	RPI	S	Opponent	Score	RPI	S	Opponent	Score
15	A	NC State	44 80					57	N	Miami (FL)	67 68	146	H	Bethune-Cookman	58 69
								77	A	Georgia	54 72	151	H	UNC Greensboro	57 48
								99	A	VCU	69 58	174	H	Norfolk St.	53 39
												175	A	Clemson	82 74
												198	A	Akron	52 64
												203	N	Arkansas St.	55 50
												229	A	Morgan St.	38 42
												252	A	Morehead St.	74 56
												260	H	ETSU	80 69
												262	A	Delaware St.	69 45
												262	H	Delaware St.	58 53
												326	A	UMES	67 31
												342	A	Coppin St.	84 38
												346	H	Florida A&M	71 44
												350	H	South Carolina St.	66 55
LAST 10 Division I															
350	H	South Carolina St.	66 55	342	A	Coppin St.	84 38								
174	H	Norfolk St.	53 39	262	A	Delaware St.	69 45								
262	H	Delaware St.	58 53	326	A	UMES	67 31								
146	H	Bethune-Cookman	58 69	346	H	Florida A&M	71 44								
229	A	Morgan St.	38 42	99	A	VCU	69 58								

Non-Div I Games: Saint Augustine's 75 44 Johnson &amp; Wales (NC121 61

N.C. A&amp;T

Loss, Non-Conf, S Site, H Home A Away N Neutral

Average RPI Win:	301	WON-LOST	WINNING	LAST 10	STRENGTH OF	OPP. STRENGTH	TEAM	ADJ.	CONF.	ADJ CONF.
Average RPI Loss:	197	RECORD	PCT. RANK	GAMES	SCHEDULE	OF SCHEDULE	RPI	RPI	RPI	RPI
DIV. I ONLY	5- 14	290	4-6	328	272	321	321	29	29	
DIV. I NON-CONF.	2- 9	304	1-1	202	224	303	303	29	29	
TOTALS	RPI 1-25	RPI 26-50	W-L RECORDS	RPI 51-100	RPI 101-150	RPI 150+				
5- 14	0- 1	0- 0	OVERALL	0- 1	1- 2	4- 10				
3- 5	0- 0	0- 0	HOME	0- 0	1- 0	2- 5				
2- 8	0- 1	0- 0	AWAY	0- 1	0- 2	2- 4				
0- 1	0- 0	0- 0	NEUTRAL	0- 0	0- 0	0- 1				
2- 9	0- 1	0- 0	NON-CONFERENCE	0- 1	1- 1	1- 6				
1- 3	0- 0	0- 0	HOME	0- 0	1- 0	0- 3				
1- 5	0- 1	0- 0	AWAY	0- 1	0- 1	1- 2				
0- 1	0- 0	0- 0	NEUTRAL	0- 0	0- 0	0- 1				
3- 5	0- 0	0- 0	CONFERENCE	0- 0	0- 1	3- 4				
2- 2	0- 0	0- 0	HOME	0- 0	0- 0	2- 2				
1- 3	0- 0	0- 0	AWAY	0- 0	0- 1	1- 2				
0- 0	0- 0	0- 0	NEUTRAL	0- 0	0- 0	0- 0				

RPI 1-25				RPI 26-50				RPI 51-100				RPI 101+ Team's RPI: 321			
RPI	S	Opponent	Score	RPI	S	Opponent	Score	RPI	S	Opponent	Score	RPI	S	Opponent	Score
12	A	Iowa	50 102					59	A	North Carolina	53 92	129	A	California	69 90
												130	H	Campbell	67 64
												146	A	Bethune-Cookman	52 73
												174	H	Norfolk St.	75 83
												188	N	Penn St.	68 92
												196	H	High Point	58 78
												217	A	CSU Bakersfield	71 80
												245	A	Col. of Charleston	78 85
												261	H	Winthrop	46 56
												262	A	Delaware St.	54 64
												262	H	Delaware St.	60 64
												283	H	FIU	58 59
												326	A	UMES	63 65
												334	A	LIU Brooklyn	61 59
												346	A	Florida A&M	71 70
												346	H	Florida A&M	66 57
												350	H	South Carolina St.	90 49
LAST 10 Division I															
174	H	Norfolk St.	75 83	326	A	UMES	63 65								
350	H	South Carolina St.	90 49	262	A	Delaware St.	54 64								
262	H	Delaware St.	60 64	346	H	Florida A&M	66 57								
346	A	Florida A&M	71 70	334	A	LIU Brooklyn	61 59								
146	A	Bethune-Cookman	52 73	12	A	Iowa	50 102								

Non-Div I Games: Washington Adventis83 48 Lincoln (PA) 53 68

N.C. Central

Loss, Non-Conf, S Site, H Home A Away N Neutral



Average RPI Win:	133	WON-LOST	WINNING	LAST 10	STRENGTH OF	OPP. STRENGTH	TEAM	ADJ.	CONF.	ADJ CONF.
Average RPI Loss:	59	RECORD	PCT. RANK	GAMES	SCHEDULE	OF SCHEDULE	RPI	RPI	RPI	RPI
DIV. I ONLY	21- 1	2	9-1	107	25	15	15	5	5	
DIV. I NON-CONF.	11- 0	1	0	175	65	17	17	3	3	
TOTALS	RPI 1-25	RPI 26-50	W-L RECORDS	RPI 51-100	RPI 101-150	RPI 150+				
21- 1	2- 0	4- 0	OVERALL	3- 1	2- 0	10- 0				
12- 0	2- 0	2- 0	HOME	2- 0	1- 0	5- 0				
7- 1	0- 0	1- 0	AWAY	1- 1	1- 0	4- 0				
2- 0	0- 0	1- 0	NEUTRAL	0- 0	0- 0	1- 0				
11- 0	1- 0	1- 0	NON-CONFERENCE	0- 0	1- 0	8- 0				
7- 0	1- 0	0- 0	HOME	0- 0	1- 0	5- 0				
2- 0	0- 0	0- 0	AWAY	0- 0	0- 0	2- 0				
2- 0	0- 0	1- 0	NEUTRAL	0- 0	0- 0	1- 0				
10- 1	1- 0	3- 0	CONFERENCE	3- 1	1- 0	2- 0				
5- 0	1- 0	2- 0	HOME	2- 0	0- 0	0- 0				
5- 1	0- 0	1- 0	AWAY	1- 1	1- 0	2- 0				
0- 0	0- 0	0- 0	NEUTRAL	0- 0	0- 0	0- 0				

RPI 1-25				Team's RPI: 15		RPI 26-50				RPI 51-100				RPI 101+			
RPI	S	Opponent	Score	RPI	S	Opponent	Score	RPI	S	Opponent	Score	RPI	S	Opponent	Score		
9	H	Maryland	66 59	34	H	Virginia Tech	76 69	59	A	North Carolina	60 66	106	A	Notre Dame	90 56		
23	H	Florida St.	68 51	38	N	Texas	84 73	59	H	North Carolina	76 68	131	H	N.C. A&T	80 44		
				42	A	Duke	63 60	61	A	Boston College	72 54	152	H	Elon	62 49		
				45	H	Virginia	80 60	92	H	Wake Forest	59 45	171	A	Saint Mary's (CA)	87 70		
												175	A	Clemson	79 60		
												192	A	Hawaii	68 59		
												218	H	Chattanooga	74 38		
												225	H	Lamar University	81 40		
												239	H	Maine	62 34		
												255	H	UNCW	80 40		
												257	N	North Texas	76 65		
												266	A	Pittsburgh	88 44		
LAST 10 Division I																	
				42	A	Duke	63 60	23	H	Florida St.	68 51						
				175	A	Clemson	79 60	106	A	Notre Dame	90 56						
				59	H	North Carolina	76 68	59	A	North Carolina	60 66						
				266	A	Pittsburgh	88 44	45	H	Virginia	80 60						
				92	H	Wake Forest	59 45	34	H	Virginia Tech	76 69						

Non-Div I Games:

NC State

■ Loss, 
 ■ Non-Conf, S Site, 
 ■ Home 
 ■ Away 
 N Neutral

Average RPI Win:	330	WON-LOST	WINNING	LAST 10	STRENGTH OF	OPP. STRENGTH	TEAM	ADJ.	CONF.	ADJ CONF.
Average RPI Loss:	181	RECORD	PCT. RANK	GAMES	SCHEDULE	OF SCHEDULE	RPI	RPI	RPI	RPI
DIV. I ONLY	3- 18	328	0-10	252	291	330	330	16	16	
DIV. I NON-CONF.	3- 10	282	0-2	294	343	325	325	16	16	
TOTALS	RPI 1-25	RPI 26-50	W-L RECORDS	RPI 51-100	RPI 101-150	RPI 150+				
3- 18	0- 0	0- 2	OVERALL	0- 2	0- 3	3- 11				
2- 7	0- 0	0- 0	HOME	0- 1	0- 2	2- 4				
1- 11	0- 0	0- 2	AWAY	0- 1	0- 1	1- 7				
0- 0	0- 0	0- 0	NEUTRAL	0- 0	0- 0	0- 0				
3- 10	0- 0	0- 1	NON-CONFERENCE	0- 1	0- 2	3- 6				
2- 3	0- 0	0- 0	HOME	0- 1	0- 1	2- 1				
1- 7	0- 0	0- 1	AWAY	0- 0	0- 1	1- 5				
0- 0	0- 0	0- 0	NEUTRAL	0- 0	0- 0	0- 0				
0- 8	0- 0	0- 1	CONFERENCE	0- 1	0- 1	0- 5				
0- 4	0- 0	0- 0	HOME	0- 0	0- 1	0- 3				
0- 4	0- 0	0- 1	AWAY	0- 1	0- 0	0- 2				
0- 0	0- 0	0- 0	NEUTRAL	0- 0	0- 0	0- 0				

RPI 1-25			RPI 26-50			RPI 51-100			RPI 101+			Team's RPI: 330
RPI	S	Opponent	Score	RPI	S	Opponent	Score	RPI	S	Opponent	Score	
26	A	FGCU	39 82	82	H	Colgate	52 79	104	H	Penn	51 85	
50	A	Colorado	57 80	96	A	North Florida	48 71	109	H	Liberty	53 67	
								138	A	Cornell	44 68	
								173	H	North Ala.	55 57	
								176	A	Columbia	43 99	
								182	A	Jacksonville	67 88	
								189	A	Binghamton	40 75	
								224	H	Kennesaw St.	64 77	
								228	A	Stetson	49 72	
								265	H	Lipscomb	57 65	
								286	A	Wagner	59 61	
								299	A	Vermont	59 65	
								305	H	St. Francis Brooklyn	88 69	
								317	A	Air Force	48 68	
								322	H	Fairleigh Dickinson	59 68	
								337	H	Saint Peter's	76 73	
								348	A	Hartford	61 52	
LAST 10 Division I												
173	H	North Ala.	55 57	182	A	Jacksonville	67 88					
228	A	Stetson	49 72	96	A	North Florida	48 71					
26	A	FGCU	39 82	109	H	Liberty	53 67					
265	H	Lipscomb	57 65	189	A	Binghamton	40 75					
224	H	Kennesaw St.	64 77	176	A	Columbia	43 99					

Non-Div I Games:

NJIT

Average RPI Win: <b>229</b>	WON-LOST	WINNING	LAST 10	STRENGTH OF	OPP. STRENGTH	TEAM	ADJ.	CONF.	ADJ CONF.
Average RPI Loss: <b>167</b>	RECORD	PCT. RANK	GAMES	SCHEDULE	OF SCHEDULE	RPI	RPI	RPI	RPI
DIV. I ONLY	6- 14	277	2-8	228	206	292	292	15	15
DIV. I NON-CONF.	4- 6	212	0	318	222	285	285	15	15
TOTALS	RPI 1-25	RPI 26-50	W-L RECORDS	RPI 51-100	RPI 101-150	RPI 150+			
6- 14	0- 0	0- 0	OVERALL	0- 3	0- 4	6- 7			
5- 5	0- 0	0- 0	HOME	0- 1	0- 2	5- 2			
1- 9	0- 0	0- 0	AWAY	0- 2	0- 2	1- 5			
0- 0	0- 0	0- 0	NEUTRAL	0- 0	0- 0	0- 0			
4- 6	0- 0	0- 0	NON-CONFERENCE	0- 1	0- 0	4- 5			
3- 1	0- 0	0- 0	HOME	0- 0	0- 0	3- 1			
1- 5	0- 0	0- 0	AWAY	0- 1	0- 0	1- 4			
0- 0	0- 0	0- 0	NEUTRAL	0- 0	0- 0	0- 0			
2- 8	0- 0	0- 0	CONFERENCE	0- 2	0- 4	2- 2			
2- 4	0- 0	0- 0	HOME	0- 1	0- 2	2- 1			
0- 4	0- 0	0- 0	AWAY	0- 1	0- 2	0- 1			
0- 0	0- 0	0- 0	NEUTRAL	0- 0	0- 0	0- 0			

RPI S	Opponent	Score	RPI S	Opponent	Score	RPI S	Opponent	Score	RPI S	Opponent	Score	Team's RPI: 292
						59	A North Carolina	40 80	122	A Holy Cross	43 57	
						73	H Bucknell	34 61	122	H Holy Cross	49 58	
						82	A Colgate	55 80	134	A Lehigh	40 70	
									134	H Lehigh	53 60	
									156	A Lafayette	52 79	
									164	H Boston U.	46 41	
									175	A Clemson	65 52	
									202	H La Salle	61 46	
									209	A Fairfield	52 66	
									212	A Saint Joseph's	40 49	
									221	H George Mason	58 67	
									224	H Kennesaw St.	82 62	
									239	A Maine	41 46	
									269	H Loyola Maryland	44 50	
									289	H Army West Point	57 45	
									299	A Vermont	56 64	
									317	H Air Force	67 59	
LAST 10 Division I												
			269	H Loyola Maryland	44 50	134	H Lehigh	53 60				
			122	A Holy Cross	43 57	82	A Colgate	55 80				
			289	H Army West Point	57 45	73	H Bucknell	34 61				
			164	H Boston U.	46 41	122	H Holy Cross	49 58				
			156	A Lafayette	52 79	134	A Lehigh	40 70				

Non-Div I Games: Stevenson 70 36

Navy

■ Loss, 
 ■ Non-Conf, 
 ■ S Site, 
 ■ H Home 
 ■ A Away 
 N Neutral

## Nebraska

Through Games Of Feb. 5, 2020

Average RPI Win:	163	WON-LOST	WINNING	LAST 10	STRENGTH OF	OPP. STRENGTH	TEAM	ADJ.	CONF.	ADJ CONF.
Average RPI Loss:	43	RECORD	PCT. RANK	GAMES	SCHEDULE	OF SCHEDULE	RPI	RPI	RPI	RPI
DIV. I ONLY	15- 7	73	4-6	95	31	74	74	2	2	
DIV. I NON-CONF.	10- 1	20	0	291	126	93	93	2	2	
TOTALS	RPI 1-25	RPI 26-50	W-L RECORDS	RPI 51-100	RPI 101-150	RPI 150+				
15- 7	1- 1	2- 4	OVERALL	2- 1	3- 1	7- 0				
11- 3	1- 0	2- 3	HOME	1- 0	1- 0	6- 0				
2- 4	0- 1	0- 1	AWAY	0- 1	2- 1	0- 0				
2- 0	0- 0	0- 0	NEUTRAL	1- 0	0- 0	1- 0				
10- 1	0- 0	1- 1	NON-CONFERENCE	1- 0	1- 0	7- 0				
7- 1	0- 0	1- 1	HOME	0- 0	0- 0	6- 0				
1- 0	0- 0	0- 0	AWAY	0- 0	1- 0	0- 0				
2- 0	0- 0	0- 0	NEUTRAL	1- 0	0- 0	1- 0				
5- 6	1- 1	1- 3	CONFERENCE	1- 1	2- 1	0- 0				
4- 2	1- 0	1- 2	HOME	1- 0	1- 0	0- 0				
1- 4	0- 1	0- 1	AWAY	0- 1	1- 1	0- 0				
0- 0	0- 0	0- 0	NEUTRAL	0- 0	0- 0	0- 0				

RPI 1-25				RPI 26-50				RPI 51-100 Team's RPI: 74				RPI 101+			
RPI	S	Opponent	Score	RPI	S	Opponent	Score	RPI	S	Opponent	Score	RPI	S	Opponent	Score
9	A	Maryland	69 87	28	H	Ohio St.	74 80	54	A	Minnesota	61 67	101	A	Michigan St.	70 78
12	H	Iowa	78 69	31	H	Creighton	74 79	54	H	Minnesota	72 58	113	A	Wisconsin	72 71
				33	H	Purdue	68 76	85	N	Southern California	67 54	113	H	Wisconsin	65 50
				39	H	Michigan	74 71					147	A	Missouri	90 85
				42	H	Duke	83 79					215	H	Manhattan	71 51
				46	A	Rutgers	65 69					229	H	Morgan St.	78 55
												244	H	Southern U.	73 39
												254	H	Oral Roberts	77 67
												280	H	Alabama A&M	68 46
												288	N	Sacred Heart	72 49
												327	H	SIUE	63 49
LAST 10 Division I															
28	H	Ohio St.	74 80	9	A	Maryland	69 87								
54	A	Minnesota	61 67	46	A	Rutgers	65 69								
113	A	Wisconsin	72 71	113	H	Wisconsin	65 50								
33	H	Purdue	68 76	54	H	Minnesota	72 58								
39	H	Michigan	74 71	101	A	Michigan St.	70 78								

Non-Div I Games:

Nebraska

■ Loss, 
 ■ Non-Conf, 
 ■ S Site, 
 ■ H Home 
 ■ A Away 
 N Neutral

Average RPI Win: <b>288</b>	WON-LOST	WINNING	LAST 10	STRENGTH OF	OPP. STRENGTH	TEAM	ADJ.	CONF.	ADJ CONF.
Average RPI Loss: <b>164</b>	RECORD	PCT. RANK	GAMES	SCHEDULE	OF SCHEDULE	RPI	RPI	RPI	RPI
DIV. I ONLY	10- 12	206	4-6	331	237	284	284	17	17
DIV. I NON-CONF.	6- 4	123	0	322	296	230	230	23	23
TOTALS	RPI 1-25	RPI 26-50	W-L RECORDS	RPI 51-100	RPI 101-150	RPI 150+			
10- 12	0- 0	0- 0	OVERALL	0- 3	0- 3	10- 6			
7- 4	0- 0	0- 0	HOME	0- 1	0- 2	7- 1			
2- 8	0- 0	0- 0	AWAY	0- 2	0- 1	2- 5			
1- 0	0- 0	0- 0	NEUTRAL	0- 0	0- 0	1- 0			
6- 4	0- 0	0- 0	NON-CONFERENCE	0- 1	0- 2	6- 1			
4- 1	0- 0	0- 0	HOME	0- 0	0- 1	4- 0			
1- 3	0- 0	0- 0	AWAY	0- 1	0- 1	1- 1			
1- 0	0- 0	0- 0	NEUTRAL	0- 0	0- 0	1- 0			
4- 8	0- 0	0- 0	CONFERENCE	0- 2	0- 1	4- 5			
3- 3	0- 0	0- 0	HOME	0- 1	0- 1	3- 1			
1- 5	0- 0	0- 0	AWAY	0- 1	0- 0	1- 4			
0- 0	0- 0	0- 0	NEUTRAL	0- 0	0- 0	0- 0			

RPI S	Opponent	Score	RPI S	Opponent	Score	RPI S	Opponent	Score	RPI S	Opponent	Score	Team's RPI: 284
						85	A Southern California	47 50	103	A Utah	62 68	
						95	A Boise St.	40 54	111	H SFA	65 80	
						95	H Boise St.	72 83	136	H San Jose St.	70 72	
									171	H Saint Mary's (CA)	78 72	
									185	A Wyoming	59 83	
									187	A Portland St.	75 80	
									191	A UNLV	64 66	
									204	A New Mexico	67 87	
									238	H San Diego St.	70 69	
									263	A Colorado St.	70 75	
									263	H Colorado St.	74 63	
									296	H Utah St.	69 60	
									300	N UTRGV	62 57	
									304	H Sacramento St.	83 72	
									314	H Cal Poly	71 40	
									317	A Air Force	71 67	
									317	H Air Force	61 68	
									324	A Utah Valley	60 57	
									349	H Chicago St.	80 60	
LAST 10 Division I												
			317	A Air Force	71 67				238	H San Diego St.	70 69	
			95	H Boise St.	72 83				185	A Wyoming	59 83	
			263	H Colorado St.	74 63				296	H Utah St.	69 60	
			204	A New Mexico	67 87				136	H San Jose St.	70 72	
			191	A UNLV	64 66				95	A Boise St.	40 54	

Non-Div I Games: Stanislaus St. 80 62

Nevada

■ Loss, 
 ■ Non-Conf, 
 ■ S Site, 
 ■ Home 
 ■ A Away 
 N Neutral

# New Hampshire

Through Games Of Feb. 5, 2020

Average RPI Win:	319	WON-LOST	WINNING	LAST 10	STRENGTH OF	OPP. STRENGTH	TEAM	ADJ.	CONF.	ADJ CONF.
Average RPI Loss:	161	RECORD	PCT. RANK	GAMES	SCHEDULE	OF SCHEDULE	RPI	RPI	RPI	RPI
DIV. I ONLY	6- 14	277	4-6	219	296	272	272	27	27	
DIV. I NON-CONF.	2- 9	304	0-1	189	251	300	300	28	28	
TOTALS	RPI 1-25	RPI 26-50	W-L RECORDS	RPI 51-100	RPI 101-150	RPI 150+				
6- 14	0- 2	0- 0	OVERALL	0- 1	0- 2	6- 9				
2- 6	0- 0	0- 0	HOME	0- 1	0- 0	2- 5				
4- 8	0- 2	0- 0	AWAY	0- 0	0- 2	4- 4				
0- 0	0- 0	0- 0	NEUTRAL	0- 0	0- 0	0- 0				
2- 9	0- 2	0- 0	NON-CONFERENCE	0- 0	0- 2	2- 5				
1- 3	0- 0	0- 0	HOME	0- 0	0- 0	1- 3				
1- 6	0- 2	0- 0	AWAY	0- 0	0- 2	1- 2				
0- 0	0- 0	0- 0	NEUTRAL	0- 0	0- 0	0- 0				
4- 5	0- 0	0- 0	CONFERENCE	0- 1	0- 0	4- 4				
1- 3	0- 0	0- 0	HOME	0- 1	0- 0	1- 2				
3- 2	0- 0	0- 0	AWAY	0- 0	0- 0	3- 2				
0- 0	0- 0	0- 0	NEUTRAL	0- 0	0- 0	0- 0				

RPI 1-25				RPI 26-50				RPI 51-100				RPI 101+ Team's RPI: 272			
RPI	S	Opponent	Score	RPI	S	Opponent	Score	RPI	S	Opponent	Score	RPI	S	Opponent	Score
7	A	Baylor	29 97					79	H	Stony Brook	44 53	122	A	Holy Cross	61 82
19	A	Princeton	37 77									142	A	Massachusetts	65 67
												164	H	Boston U.	64 78
												169	A	Dartmouth	47 66
												189	H	Binghamton	53 63
												201	A	UMass Lowell	53 58
												201	H	UMass Lowell	53 66
												206	A	Merrimack	54 64
												227	H	Brown	68 76
												239	A	Maine	50 67
												290	H	North Dakota St.	61 67
												299	A	Vermont	59 51
												301	A	UMBC	72 63
												309	A	Albany (NY)	48 47
												315	A	Bryant	68 56
												344	H	Central Conn. St.	70 59
												348	H	Hartford	72 71
LAST 10 Division I															
201	H	UMass Lowell	53 66	79	H	Stony Brook	44 53								
299	A	Vermont	59 51	239	A	Maine	50 67								
189	H	Binghamton	53 63	348	H	Hartford	72 71								
301	A	UMBC	72 63	201	A	UMass Lowell	53 58								
309	A	Albany (NY)	48 47	19	A	Princeton	37 77								

Non-Div I Games: Wheaton (MA) 89 44

New Hampshire

Loss, Non-Conf, S Site, H Home A Away N Neutral

Average RPI Win:	238	WON-LOST	WINNING	LAST 10	STRENGTH OF	OPP. STRENGTH	TEAM	ADJ.	CONF.	ADJ CONF.
Average RPI Loss:	127	RECORD	PCT. RANK	GAMES	SCHEDULE	OF SCHEDULE	RPI	RPI	RPI	RPI
DIV. I ONLY	11- 12	190	3-7	154	193	204	204	17	17	
DIV. I NON-CONF.	8- 4	90	0-1	230	141	140	140	23	23	
TOTALS	RPI 1-25	RPI 26-50	W-L RECORDS	RPI 51-100	RPI 101-150	RPI 150+				
11- 12	0- 0	0- 2	OVERALL	0- 4	3- 2	8- 4				
7- 6	0- 0	0- 0	HOME	0- 2	2- 1	5- 3				
3- 5	0- 0	0- 1	AWAY	0- 2	0- 1	3- 1				
1- 1	0- 0	0- 1	NEUTRAL	0- 0	1- 0	0- 0				
8- 4	0- 0	0- 2	NON-CONFERENCE	0- 1	3- 0	5- 1				
5- 2	0- 0	0- 0	HOME	0- 1	2- 0	3- 1				
2- 1	0- 0	0- 1	AWAY	0- 0	0- 0	2- 0				
1- 1	0- 0	0- 1	NEUTRAL	0- 0	1- 0	0- 0				
3- 8	0- 0	0- 0	CONFERENCE	0- 3	0- 2	3- 3				
2- 4	0- 0	0- 0	HOME	0- 1	0- 1	2- 2				
1- 4	0- 0	0- 0	AWAY	0- 2	0- 1	1- 1				
0- 0	0- 0	0- 0	NEUTRAL	0- 0	0- 0	0- 0				

RPI S	Opponent	Score	RPI S	Opponent	Score	RPI S	Opponent	Score	RPI S	Opponent	Score	Team's RPI: 204
30	A Arizona St.	47 84	41	N West Virginia	60 73	66	A Fresno St.	81 84	133	H Providence	86 68	
						66	H Fresno St.	78 84	136	A San Jose St.	85 89	
						76	H Ball St.	57 70	136	H San Jose St.	80 81	
						95	A Boise St.	82 83	139	H Houston	81 71	
									147	N Missouri	71 68	
									157	H Northern Ariz.	83 76	
									185	H Wyoming	66 73	
									191	H UNLV	51 68	
									236	A UTEP	93 78	
									238	A San Diego St.	74 75	
									263	H Colorado St.	73 62	
									267	H LMU (CA)	72 73	
									284	H Nevada	87 67	
									298	H UC Riverside	80 70	
									317	A Air Force	75 53	
									320	A New Mexico St.	86 67	
									320	H New Mexico St.	107 53	
LAST 10 Division I												
66	H Fresno St.	78 84	263	H Colorado St.	73 62							
238	A San Diego St.	74 75	317	A Air Force	75 53							
284	H Nevada	87 67	66	A Fresno St.	81 84							
136	A San Jose St.	85 89	136	H San Jose St.	80 81							
191	H UNLV	51 68	76	H Ball St.	57 70							

Non-Div I Games: Northern N.M. 92 44

New Mexico

■ Loss, 
 ■ Non-Conf, S Site, 
 ■ Home 
 ■ Away 
 N Neutral

Average RPI Win:	309	WON-LOST	WINNING	LAST 10	STRENGTH OF	OPP. STRENGTH	TEAM	ADJ.	CONF.	ADJ CONF.
Average RPI Loss:	219	RECORD	PCT. RANK	GAMES	SCHEDULE	OF SCHEDULE	RPI	RPI	RPI	RPI
DIV. I ONLY	6- 14	277	4-6	316	333	320	320	31	31	
DIV. I NON-CONF.	2- 10	313	0-2	265	295	327	327	32	32	
TOTALS	RPI 1-25	RPI 26-50	W-L RECORDS	RPI 51-100	RPI 101-150	RPI 150+				
6- 14	0- 0	0- 1	OVERALL	0- 0	0- 1	6- 12				
4- 6	0- 0	0- 1	HOME	0- 0	0- 0	4- 5				
2- 6	0- 0	0- 0	AWAY	0- 0	0- 1	2- 5				
0- 2	0- 0	0- 0	NEUTRAL	0- 0	0- 0	0- 2				
2- 10	0- 0	0- 1	NON-CONFERENCE	0- 0	0- 1	2- 8				
1- 5	0- 0	0- 1	HOME	0- 0	0- 0	1- 4				
1- 3	0- 0	0- 0	AWAY	0- 0	0- 1	1- 2				
0- 2	0- 0	0- 0	NEUTRAL	0- 0	0- 0	0- 2				
4- 4	0- 0	0- 0	CONFERENCE	0- 0	0- 0	4- 4				
3- 1	0- 0	0- 0	HOME	0- 0	0- 0	3- 1				
1- 3	0- 0	0- 0	AWAY	0- 0	0- 0	1- 3				
0- 0	0- 0	0- 0	NEUTRAL	0- 0	0- 0	0- 0				

RPI 1-25				RPI 26-50				RPI 51-100				RPI 101+ Team's RPI: 320			
RPI	S	Opponent	Score	RPI	S	Opponent	Score	RPI	S	Opponent	Score	RPI	S	Opponent	Score
				30	H	Arizona St.	47 70					128	A	Abilene Christian	54 67
												155	N	Western Mich.	76 79
												204	A	New Mexico	53 107
												204	H	New Mexico	67 86
												214	H	Pepperdine	69 72
												217	A	CSU Bakersfield	59 60
												236	A	UTEP	45 65
												236	H	UTEP	57 63
												247	A	UMKC	52 56
												249	A	Grand Canyon	49 60
												287	H	California Baptist	57 56
												291	A	Denver	78 75
												298	H	UC Riverside	58 60
												300	H	UTRGV	76 75
												313	H	Seattle U	83 65
												316	H	Weber St.	77 47
												324	H	Utah Valley	54 58
												328	N	Georgia St.	51 59
												349	A	Chicago St.	73 60
LAST 10 Division I															
				249	A	Grand Canyon	49 60	247	A	UMKC	52 56				
				217	A	CSU Bakersfield	59 60	349	A	Chicago St.	73 60				
				300	H	UTRGV	76 75	287	H	California Baptist	57 56				
				313	H	Seattle U	83 65	128	A	Abilene Christian	54 67				
				324	H	Utah Valley	54 58	30	H	Arizona St.	47 70				

Non-Div I Games: Western N.M. 75 56

New Mexico St.

Loss, Non-Conf, S Site, H Home A Away N Neutral



Average RPI Win:	257	WON-LOST	WINNING	LAST 10	STRENGTH OF	OPP. STRENGTH	TEAM	ADJ.	CONF.	ADJ CONF.
Average RPI Loss:	131	RECORD	PCT. RANK	GAMES	SCHEDULE	OF SCHEDULE	RPI	RPI	RPI	RPI
DIV. I ONLY	10- 9	160	8-2	200	253	163	163	23	23	
DIV. I NON-CONF.	2- 5	259	0	67	144	168	168	19	19	
TOTALS	RPI 1-25	RPI 26-50	W-L RECORDS	RPI 51-100	RPI 101-150	RPI 150+				
10- 9	0- 1	0- 1	OVERALL	0- 1	1- 2	9- 4				
5- 3	0- 0	0- 0	HOME	0- 0	1- 1	4- 2				
5- 6	0- 1	0- 1	AWAY	0- 1	0- 1	5- 2				
0- 0	0- 0	0- 0	NEUTRAL	0- 0	0- 0	0- 0				
2- 5	0- 1	0- 1	NON-CONFERENCE	0- 1	0- 0	2- 2				
1- 1	0- 0	0- 0	HOME	0- 0	0- 0	1- 1				
1- 4	0- 1	0- 1	AWAY	0- 1	0- 0	1- 1				
0- 0	0- 0	0- 0	NEUTRAL	0- 0	0- 0	0- 0				
8- 4	0- 0	0- 0	CONFERENCE	0- 0	1- 2	7- 2				
4- 2	0- 0	0- 0	HOME	0- 0	1- 1	3- 1				
4- 2	0- 0	0- 0	AWAY	0- 0	0- 1	4- 1				
0- 0	0- 0	0- 0	NEUTRAL	0- 0	0- 0	0- 0				

RPI 1-25				RPI 26-50				RPI 51-100				RPI 101+ Team's RPI: 163			
RPI	S	Opponent	Score	RPI	S	Opponent	Score	RPI	S	Opponent	Score	RPI	S	Opponent	Score
20	A	LSU	49 83	40	A	Arkansas	52 82	51	A	Iowa St.	53 71	111	H	SFA	53 50
												125	H	A&M-Corpus Christi	53 83
												128	A	Abilene Christian	62 76
												153	H	Louisiana	60 65
												166	H	Sam Houston St.	46 78
												200	H	North Dakota	79 73
												207	A	Central Ark.	49 37
												220	A	Southeastern La.	57 73
												225	A	Lamar University	62 57
												274	A	Texas St.	49 51
												275	A	Ole Miss	69 64
												282	A	Incarinate Word	67 55
												285	H	Nicholls St.	77 65
												311	H	Houston Baptist	88 84
												331	H	McNeese	78 59
												338	A	Northwestern St.	77 63
LAST 10 Division I															
311	H	Houston Baptist	88 84	331	H	McNeese	78 59								
220	A	Southeastern La.	57 73	282	A	Incarinate Word	67 55								
338	A	Northwestern St.	77 63	207	A	Central Ark.	49 37								
285	H	Nicholls St.	77 65	111	H	SFA	53 50								
125	H	A&M-Corpus Christi	53 83	225	A	Lamar University	62 57								

Non-Div I Games: Pensacola Christian91 31 Tougaloo 91 69

New Orleans

Loss, Non-Conf, S Site, H Home A Away N Neutral

# Niagara

Through Games Of Feb. 5, 2020

Average RPI Win: <b>304</b>	WON-LOST	WINNING	LAST 10	STRENGTH OF	OPP. STRENGTH	TEAM	ADJ.	CONF.	ADJ CONF.
Average RPI Loss: <b>152</b>	RECORD	PCT. RANK	GAMES	SCHEDULE	OF SCHEDULE	RPI	RPI	RPI	RPI
DIV. I ONLY	7- 13	258	5-5	194	324	248	248	24	24
DIV. I NON-CONF.	2- 7	288	0	177	319	271	271	25	25
TOTALS	RPI 1-25	RPI 26-50	W-L RECORDS	RPI 51-100	RPI 101-150	RPI 150+			
7- 13	0- 0	0- 1	OVERALL	0- 6	0- 1	7- 5			
4- 3	0- 0	0- 0	HOME	0- 3	0- 0	4- 0			
3- 10	0- 0	0- 1	AWAY	0- 3	0- 1	3- 5			
0- 0	0- 0	0- 0	NEUTRAL	0- 0	0- 0	0- 0			
2- 7	0- 0	0- 1	NON-CONFERENCE	0- 2	0- 1	2- 3			
1- 1	0- 0	0- 0	HOME	0- 1	0- 0	1- 0			
1- 6	0- 0	0- 1	AWAY	0- 1	0- 1	1- 3			
0- 0	0- 0	0- 0	NEUTRAL	0- 0	0- 0	0- 0			
5- 6	0- 0	0- 0	CONFERENCE	0- 4	0- 0	5- 2			
3- 2	0- 0	0- 0	HOME	0- 2	0- 0	3- 0			
2- 4	0- 0	0- 0	AWAY	0- 2	0- 0	2- 2			
0- 0	0- 0	0- 0	NEUTRAL	0- 0	0- 0	0- 0			

RPI S	Opponent	Score	RPI S	Opponent	Score	RPI S	Opponent	Score	RPI S	Opponent	Score	Team's RPI: 248
46	A Rutgers	37 87	82	A Colgate	72 85	138	A Cornell	59 82				
			83	A Marist	57 82	189	A Binghamton	55 74				
			83	H Marist	67 94	215	A Manhattan	65 68				
			86	A Rider	75 79	237	A Iona	63 57				
			86	H Rider	55 71	270	A Howard	42 91				
			91	H Buffalo	67 81	279	A Monmouth	73 70				
						281	H Oakland	77 63				
						294	A St. Bonaventure	67 71				
						307	A Siena	54 59				
						307	H Siena	68 61				
						337	H Saint Peter's	97 89				
						342	A Coppin St.	82 67				
						343	H Canisius	81 62				
LAST 10 Division I												
83	A Marist	57 82	279	A Monmouth	73 70							
307	A Siena	54 59	237	A Iona	63 57							
343	H Canisius	81 62	83	H Marist	67 94							
86	H Rider	55 71	307	H Siena	68 61							
337	H Saint Peter's	97 89	215	A Manhattan	65 68							

Non-Div I Games:

Niagara

Loss, Non-Conf, S Site, H Home A Away N Neutral

Average RPI Win:	302	WON-LOST	WINNING	LAST 10	STRENGTH OF	OPP. STRENGTH	TEAM	ADJ.	CONF.	ADJ CONF.
Average RPI Loss:	145	RECORD	PCT. RANK	GAMES	SCHEDULE	OF SCHEDULE	RPI	RPI	RPI	RPI
DIV. I ONLY	4- 15	311	3-7	170	219	285	285	23	23	
DIV. I NON-CONF.	1- 6	318	0	42	50	226	226	19	19	
TOTALS	RPI 1-25	RPI 26-50	W-L RECORDS	RPI 51-100	RPI 101-150	RPI 150+				
4- 15	0- 3	0- 0	OVERALL	0- 2	0- 3	4- 7				
2- 4	0- 0	0- 0	HOME	0- 0	0- 2	2- 2				
2- 10	0- 3	0- 0	AWAY	0- 1	0- 1	2- 5				
0- 1	0- 0	0- 0	NEUTRAL	0- 1	0- 0	0- 0				
1- 6	0- 3	0- 0	NON-CONFERENCE	0- 2	0- 0	1- 1				
1- 0	0- 0	0- 0	HOME	0- 0	0- 0	1- 0				
0- 5	0- 3	0- 0	AWAY	0- 1	0- 0	0- 1				
0- 1	0- 0	0- 0	NEUTRAL	0- 1	0- 0	0- 0				
3- 9	0- 0	0- 0	CONFERENCE	0- 0	0- 3	3- 6				
1- 4	0- 0	0- 0	HOME	0- 0	0- 2	1- 2				
2- 5	0- 0	0- 0	AWAY	0- 0	0- 1	2- 4				
0- 0	0- 0	0- 0	NEUTRAL	0- 0	0- 0	0- 0				

RPI 1-25				RPI 26-50				RPI 51-100				RPI 101+ Team's RPI: 285			
RPI	S	Opponent	Score	RPI	S	Opponent	Score	RPI	S	Opponent	Score	RPI	S	Opponent	Score
13	A	Indiana	47 111					96	N	North Florida	61 64	111	H	SFA	61 78
20	A	LSU	32 63					98	A	Rice	47 71	125	A	A&M-Corpus Christi	49 55
22	A	TCU	47 72									128	H	Abilene Christian	84 95
												163	A	New Orleans	65 77
												166	A	Sam Houston St.	71 87
												182	A	Jacksonville	55 72
												207	H	Central Ark.	46 53
												220	A	Southeastern La.	67 65
												225	H	Lamar University	78 84
												282	A	Incarnate Word	51 53
												311	A	Houston Baptist	84 78
												331	H	McNeese	79 63
												338	A	Northwestern St.	54 58
												345	H	La.-Monroe	74 59
LAST 10 Division I															
111	H	SFA	61 78	338	A	Northwestern St.	54 58								
331	H	McNeese	79 63	220	A	Southeastern La.	67 65								
163	A	New Orleans	65 77	225	H	Lamar University	78 84								
311	A	Houston Baptist	84 78	166	A	Sam Houston St.	71 87								
207	H	Central Ark.	46 53	282	A	Incarnate Word	51 53								

Non-Div I Games: Southern-N.O. 94 61 Paul Quinn 101 68

Nicholls St.

Loss, Non-Conf, S Site, H Home A Away N Neutral

Average RPI Win:	249	WON-LOST	WINNING	LAST 10	STRENGTH OF	OPP. STRENGTH	TEAM	ADJ.	CONF.	ADJ CONF.
Average RPI Loss:	147	RECORD	PCT. RANK	GAMES	SCHEDULE	OF SCHEDULE	RPI	RPI	RPI	RPI
DIV. I ONLY	12- 8	111	7-3	249	295	174	174	29	29	
DIV. I NON-CONF.	5- 7	205	0-2	111	209	177	177	29	29	
TOTALS	RPI 1-25	RPI 26-50	W-L RECORDS	RPI 51-100	RPI 101-150	RPI 150+				
12- 8	0- 0	0- 1	OVERALL	1- 0	1- 5	10- 2				
6- 3	0- 0	0- 0	HOME	0- 0	1- 2	5- 1				
5- 4	0- 0	0- 0	AWAY	0- 0	0- 3	5- 1				
1- 1	0- 0	0- 1	NEUTRAL	1- 0	0- 0	0- 0				
5- 7	0- 0	0- 1	NON-CONFERENCE	1- 0	0- 4	4- 2				
2- 3	0- 0	0- 0	HOME	0- 0	0- 2	2- 1				
2- 3	0- 0	0- 0	AWAY	0- 0	0- 2	2- 1				
1- 1	0- 0	0- 1	NEUTRAL	1- 0	0- 0	0- 0				
7- 1	0- 0	0- 0	CONFERENCE	0- 0	1- 1	6- 0				
4- 0	0- 0	0- 0	HOME	0- 0	1- 0	3- 0				
3- 1	0- 0	0- 0	AWAY	0- 0	0- 1	3- 0				
0- 0	0- 0	0- 0	NEUTRAL	0- 0	0- 0	0- 0				

RPI 1-25	RPI 26-50	RPI 51-100	RPI 101+	Team's RPI: 174
RPI S Opponent Score	RPI S Opponent Score	RPI S Opponent Score	RPI S Opponent Score	
	41 N West Virginia 55 72	96 N North Florida 57 54	109 H Liberty 48 67	
			131 A N.C. A&T 39 53	
			140 A William & Mary 56 65	
			145 A Richmond 69 77	
			146 H Bethune-Cookman 61 51	
			149 H Robert Morris 62 69	
			167 A Hampton 77 56	
			182 A Jacksonville 71 64	
			196 H High Point 72 58	
			202 H La Salle 52 55	
			246 H Longwood 49 46	
			258 A Marshall 69 75	
			270 A Howard 83 80	
			321 A N.C. Central 83 75	
			326 H UMES 68 45	
			342 A Coppin St. 85 48	
			346 H Florida A&M 59 51	
			350 H South Carolina St. 76 42	
LAST 10 Division I				
	321 A N.C. Central 83 75	270 A Howard 83 80		
	131 A N.C. A&T 39 53	342 A Coppin St. 85 48		
	346 H Florida A&M 59 51	146 H Bethune-Cookman 61 51		
	350 H South Carolina St. 76 42	145 A Richmond 69 77		
	326 H UMES 68 45	140 A William & Mary 56 65		

Non-Div I Games: Virginia-Lynchburg 123 48

Norfolk St.

■ Loss, 
■ Non-Conf, 
■ S Site, 
■ H Home 
■ A Away 
N Neutral

Average RPI Win:	269	WON-LOST	WINNING	LAST 10	STRENGTH OF	OPP. STRENGTH	TEAM	ADJ.	CONF.	ADJ CONF.
Average RPI Loss:	107	RECORD	PCT. RANK	GAMES	SCHEDULE	OF SCHEDULE	RPI	RPI	RPI	RPI
DIV. I ONLY	13- 6	68	6-4	337	231	173	173	16	16	
DIV. I NON-CONF.	7- 3	80	0-1	349	314	239	239	16	16	
TOTALS	RPI 1-25	RPI 26-50	W-L RECORDS	RPI 51-100	RPI 101-150	RPI 150+				
13- 6	0- 1	0- 1	OVERALL	1- 1	1- 1	11- 2				
4- 2	0- 0	0- 1	HOME	1- 0	0- 1	3- 0				
5- 4	0- 1	0- 0	AWAY	0- 1	1- 0	4- 2				
4- 0	0- 0	0- 0	NEUTRAL	0- 0	0- 0	4- 0				
7- 3	0- 1	0- 0	NON-CONFERENCE	0- 1	0- 1	7- 0				
1- 1	0- 0	0- 0	HOME	0- 0	0- 1	1- 0				
2- 2	0- 1	0- 0	AWAY	0- 1	0- 0	2- 0				
4- 0	0- 0	0- 0	NEUTRAL	0- 0	0- 0	4- 0				
6- 3	0- 0	0- 1	CONFERENCE	1- 0	1- 0	4- 2				
3- 1	0- 0	0- 1	HOME	1- 0	0- 0	2- 0				
3- 2	0- 0	0- 0	AWAY	0- 0	1- 0	2- 2				
0- 0	0- 0	0- 0	NEUTRAL	0- 0	0- 0	0- 0				

RPI 1-25				RPI 26-50				RPI 51-100				RPI 101+ Team's RPI: 173			
RPI	S	Opponent	Score	RPI	S	Opponent	Score	RPI	S	Opponent	Score	RPI	S	Opponent	Score
12	A	Iowa	81 86	26	H	FGCU	63 74	51	A	Iowa St.	72 80	109	A	Liberty	76 71
								96	H	North Florida	54 51	144	H	Samford	63 79
												182	A	Jacksonville	56 67
												182	H	Jacksonville	76 65
												224	A	Kennesaw St.	56 59
												228	H	Stetson	68 57
												265	A	Lipscomb	84 72
												280	N	Alabama A&M	80 65
												303	N	UC Irvine	88 60
												327	N	SIUE	85 67
												330	A	NJIT	57 55
												333	A	Alabama St.	81 60
												340	A	Tennessee St.	88 63
												350	N	South Carolina St.	99 46
												351	H	Mississippi Val.	86 60
LAST 10 Division I															
330	A	NJIT	57 55	109	A	Liberty	76 71								
182	A	Jacksonville	56 67	265	A	Lipscomb	84 72								
224	A	Kennesaw St.	56 59	182	H	Jacksonville	76 65								
228	H	Stetson	68 57	96	H	North Florida	54 51								
26	H	FGCU	63 74	51	A	Iowa St.	72 80								

Non-Div I Games: Virginia-Lynchburg 128 26 Oakwood 120 38

North Ala.

■ Loss, 
 ■ Non-Conf, S Site, 
 ■ Home 
 ■ Away 
 N Neutral

# North Carolina

Through Games Of Feb. 5, 2020

Average RPI Win:	173	WON-LOST	WINNING	LAST 10	STRENGTH OF	OPP. STRENGTH	TEAM	ADJ.	CONF.	ADJ CONF.
Average RPI Loss:	31	RECORD	PCT. RANK	GAMES	SCHEDULE	OF SCHEDULE	RPI	RPI	RPI	RPI
DIV. I ONLY	16- 6	47	6-4	131	14	59	59	5	5	
DIV. I NON-CONF.	9- 2	38	0	329	51	137	137	3	3	
TOTALS	RPI 1-25	RPI 26-50	W-L RECORDS	RPI 51-100	RPI 101-150	RPI 150+				
16- 6	1- 3	2- 2	OVERALL	3- 1	1- 0	9- 0				
11- 2	1- 1	1- 1	HOME	1- 0	0- 0	8- 0				
2- 4	0- 2	1- 1	AWAY	1- 1	0- 0	0- 0				
3- 0	0- 0	0- 0	NEUTRAL	1- 0	1- 0	1- 0				
9- 2	0- 0	0- 1	NON-CONFERENCE	1- 1	1- 0	7- 0				
6- 1	0- 0	0- 1	HOME	0- 0	0- 0	6- 0				
0- 1	0- 0	0- 0	AWAY	0- 1	0- 0	0- 0				
3- 0	0- 0	0- 0	NEUTRAL	1- 0	1- 0	1- 0				
7- 4	1- 3	2- 1	CONFERENCE	2- 0	0- 0	2- 0				
5- 1	1- 1	1- 0	HOME	1- 0	0- 0	2- 0				
2- 3	0- 2	1- 1	AWAY	1- 0	0- 0	0- 0				
0- 0	0- 0	0- 0	NEUTRAL	0- 0	0- 0	0- 0				

RPI S	Opponent	Score	RPI S	Opponent	Score	RPI S	Opponent	Score	RPI S	Opponent	Score
3	H Louisville	67 74	34	A Virginia Tech	70 76	57	H Miami (FL)	78 58	147	N Missouri	82 69
15	A NC State	68 76	36	H Yale	63 66	70	N Temple	71 58	152	H Elon	76 46
15	H NC State	66 60	45	A Virginia	65 47	72	A Alabama	77 83	161	H Illinois	85 60
23	A Florida St.	64 78	45	H Virginia	78 68	87	A Georgia Tech	67 60	175	H Clemson	86 72
Team's RPI: 59											
RPI 101+											
255 N UNCW											
266 H Pittsburgh											
292 H Navy											
321 H N.C. Central											
339 H Western Caro.											
341 H Charleston So.											
LAST 10 Division I											
175	H Clemson	86 72	57	H Miami (FL)	78 58						
45	H Virginia	78 68	23	A Florida St.	64 78						
15	A NC State	68 76	15	H NC State	66 60						
87	A Georgia Tech	67 60	34	A Virginia Tech	70 76						
3	H Louisville	67 74	45	A Virginia	65 47						

Non-Div I Games:

North Carolina

Loss, Non-Conf, S Site, H Home A Away N Neutral

# North Dakota

Through Games Of Feb. 5, 2020

Average RPI Win:	272	WON-LOST	WINNING	LAST 10	STRENGTH OF	OPP. STRENGTH	TEAM	ADJ.	CONF.	ADJ CONF.
Average RPI Loss:	173	RECORD	PCT. RANK	GAMES	SCHEDULE	OF SCHEDULE	RPI	RPI	RPI	RPI
DIV. I ONLY	12- 8	111	5-5	339	224	200	200	20	20	
DIV. I NON-CONF.	7- 4	100	0-1	261	276	125	125	18	18	
TOTALS	RPI 1-25	RPI 26-50	W-L RECORDS	RPI 51-100	RPI 101-150	RPI 150+				
12- 8	0- 1	0- 0	OVERALL	0- 2	0- 0	12- 5				
5- 2	0- 0	0- 0	HOME	0- 1	0- 0	5- 1				
7- 6	0- 1	0- 0	AWAY	0- 1	0- 0	7- 4				
0- 0	0- 0	0- 0	NEUTRAL	0- 0	0- 0	0- 0				
7- 4	0- 1	0- 0	NON-CONFERENCE	0- 1	0- 0	7- 2				
2- 1	0- 0	0- 0	HOME	0- 1	0- 0	2- 0				
5- 3	0- 1	0- 0	AWAY	0- 0	0- 0	5- 2				
0- 0	0- 0	0- 0	NEUTRAL	0- 0	0- 0	0- 0				
5- 4	0- 0	0- 0	CONFERENCE	0- 1	0- 0	5- 3				
3- 1	0- 0	0- 0	HOME	0- 0	0- 0	3- 1				
2- 3	0- 0	0- 0	AWAY	0- 1	0- 0	2- 2				
0- 0	0- 0	0- 0	NEUTRAL	0- 0	0- 0	0- 0				

RPI 1-25			RPI 26-50			RPI 51-100			RPI 101+			Team's RPI: 200
RPI	S	Opponent	Score	RPI	S	Opponent	Score	RPI	S	Opponent	Score	
25	A	Arizona	42 74					67	A	South Dakota St.	64 99	
								69	H	Illinois St.	58 66	
								159	H	Valparaiso	65 63	
								163	A	New Orleans	73 79	
								183	H	Rhode Island	67 61	
								211	H	Western Ill.	77 71	
								223	A	SMU	51 66	
								242	A	Milwaukee	66 58	
								249	A	Grand Canyon	78 76	
								254	A	Oral Roberts	52 75	
								290	A	North Dakota St.	82 92	
								291	A	Denver	90 82	
								291	H	Denver	81 91	
								293	H	Omaha	63 57	
								295	A	Ga. Southern	69 56	
								323	A	Purdue Fort Wayne	63 49	
								323	H	Purdue Fort Wayne	91 85	
								341	A	Charleston So.	73 57	
								350	A	South Carolina St.	95 53	
LAST 10 Division I												
323	A	Purdue Fort Wayne	63 49	254	A	Oral Roberts	52 75					
211	H	Western Ill.	77 71	293	H	Omaha	63 57					
291	H	Denver	81 91	323	H	Purdue Fort Wayne	91 85					
290	A	North Dakota St.	82 92	291	A	Denver	90 82					
67	A	South Dakota St.	64 99	163	A	New Orleans	73 79					

Non-Div I Games: Northland 118 35 Mayville St. 83 52

North Dakota

Loss, Non-Conf, S Site, H Home A Away N Neutral

Average RPI Win:	272	WON-LOST	WINNING	LAST 10	STRENGTH OF	OPP. STRENGTH	TEAM	ADJ.	CONF.	ADJ CONF.
Average RPI Loss:	135	RECORD	PCT. RANK	GAMES	SCHEDULE	OF SCHEDULE	RPI	RPI	RPI	RPI
DIV. I ONLY	4- 15	311	3-7	172	142	290	290	20	20	
DIV. I NON-CONF.	1- 9	326	0-1	149	29	291	291	18	18	
TOTALS	RPI 1-25	RPI 26-50	W-L RECORDS	RPI 51-100	RPI 101-150	RPI 150+				
4- 15	0- 0	0- 3	OVERALL	0- 3	0- 2	4- 7				
2- 7	0- 0	0- 1	HOME	0- 1	0- 1	2- 4				
2- 8	0- 0	0- 2	AWAY	0- 2	0- 1	2- 3				
0- 0	0- 0	0- 0	NEUTRAL	0- 0	0- 0	0- 0				
1- 9	0- 0	0- 2	NON-CONFERENCE	0- 2	0- 2	1- 3				
0- 5	0- 0	0- 0	HOME	0- 1	0- 1	0- 3				
1- 4	0- 0	0- 2	AWAY	0- 1	0- 1	1- 0				
0- 0	0- 0	0- 0	NEUTRAL	0- 0	0- 0	0- 0				
3- 6	0- 0	0- 1	CONFERENCE	0- 1	0- 0	3- 4				
2- 2	0- 0	0- 1	HOME	0- 0	0- 0	2- 1				
1- 4	0- 0	0- 0	AWAY	0- 1	0- 0	1- 3				
0- 0	0- 0	0- 0	NEUTRAL	0- 0	0- 0	0- 0				

RPI 1-25				RPI 26-50				RPI 51-100				RPI 101+				Team's RPI: 290	
RPI	S	Opponent	Score	RPI	S	Opponent	Score	RPI	S	Opponent	Score	RPI	S	Opponent	Score		
				31	A	Creighton	59 70	51	H	Iowa St.	58 86	113	H	Wisconsin	63 64		
				47	H	South Dakota	36 80	52	A	Bradley	64 70	127	A	Northeastern	61 72		
				48	A	UNI	63 95	67	A	South Dakota St.	52 60	159	H	Valparaiso	54 66		
												177	H	Northern Ill.	68 74		
												185	H	Wyoming	57 66		
												200	H	North Dakota	92 82		
												211	A	Western Ill.	79 86		
												211	H	Western Ill.	78 79		
												254	A	Oral Roberts	62 70		
												272	A	New Hampshire	67 61		
												291	A	Denver	82 91		
												291	H	Denver	85 80		
												323	A	Purdue Fort Wayne	58 44		
LAST 10 Division I																	
				211	A	Western Ill.	79 86	47	H	South Dakota	36 80						
				323	A	Purdue Fort Wayne	58 44	254	A	Oral Roberts	62 70						
				291	H	Denver	85 80	211	H	Western Ill.	78 79						
				67	A	South Dakota St.	52 60	291	A	Denver	82 91						
				200	H	North Dakota	92 82	113	H	Wisconsin	63 64						

Non-Div I Games: Waldorf 92 26 Mayville St. 97 59

North Dakota St.



# North Florida

Through Games Of Feb. 5, 2020

Average RPI Win: <b>217</b>	WON-LOST	WINNING	LAST 10	STRENGTH OF	OPP. STRENGTH	TEAM	ADJ.	CONF.	ADJ CONF.
Average RPI Loss: <b>99</b>	RECORD	PCT. RANK	GAMES	SCHEDULE	OF SCHEDULE	RPI	RPI	RPI	RPI
DIV. I ONLY	11- 9	138	7-3	91	161	96	96	16	16
DIV. I NON-CONF.	5- 6	187	1-0	51	133	83	83	16	16

TOTALS	RPI 1-25	RPI 26-50	W-L RECORDS	RPI 51-100	RPI 101-150	RPI 150+
11- 9	0- 2	0- 1	OVERALL	1- 2	2- 1	8- 3
4- 2	0- 0	0- 1	HOME	0- 0	2- 0	2- 1
5- 5	0- 2	0- 0	AWAY	0- 1	0- 1	5- 1
2- 2	0- 0	0- 0	NEUTRAL	1- 1	0- 0	1- 1
5- 6	0- 2	0- 0	NON-CONFERENCE	1- 2	1- 1	3- 1
1- 0	0- 0	0- 0	HOME	0- 0	1- 0	0- 0
2- 4	0- 2	0- 0	AWAY	0- 1	0- 1	2- 0
2- 2	0- 0	0- 0	NEUTRAL	1- 1	0- 0	1- 1
6- 3	0- 0	0- 1	CONFERENCE	0- 0	1- 0	5- 2
3- 2	0- 0	0- 1	HOME	0- 0	1- 0	2- 1
3- 1	0- 0	0- 0	AWAY	0- 0	0- 0	3- 1
0- 0	0- 0	0- 0	NEUTRAL	0- 0	0- 0	0- 0

RPI S	Opponent	Score	RPI S	Opponent	Score	RPI S	Opponent	Score	RPI S	Opponent	Score
13	A Indiana	45 72	26	H FGCU	50 72	57	A Miami (FL)	55 78	109	H Liberty	65 50
23	A Florida St.	41 70				83	N Marist	54 69	113	A Wisconsin	62 75
						86	N Rider	80 70	122	H Holy Cross	80 60
									173	A North Ala.	51 54
									174	N Norfolk St.	54 57
									182	A Jacksonville	70 64
									224	A Kennesaw St.	64 55
									224	H Kennesaw St.	57 33
									228	H Stetson	52 60
									265	A Lipscomb	68 60
									280	A Alabama A&M	73 64
									283	A FIU	64 49
									285	N Nicholls St.	64 61
									330	H NJIT	71 48

Non-Div I Games:	Warner	110 46	Edward Waters	80 51
------------------	--------	--------	---------------	-------

North Florida

Loss, Non-Conf, S Site, H Home A Away N Neutral

Average RPI Win:	225	WON-LOST	WINNING	LAST 10	STRENGTH OF	OPP. STRENGTH	TEAM	ADJ.	CONF.	ADJ CONF.
Average RPI Loss:	175	RECORD	PCT. RANK	GAMES	SCHEDULE	OF SCHEDULE	RPI	RPI	RPI	RPI
DIV. I ONLY	7- 11	242	4-6	212	208	257	257	13	13	
DIV. I NON-CONF.	4- 5	195	1-0	160	284	213	213	14	14	
TOTALS	RPI 1-25	RPI 26-50	W-L RECORDS	RPI 51-100	RPI 101-150	RPI 150+				
7- 11	0- 1	1- 1	OVERALL	0- 1	0- 1	6- 7				
5- 4	0- 0	1- 0	HOME	0- 1	0- 1	4- 2				
2- 5	0- 0	0- 0	AWAY	0- 0	0- 0	2- 5				
0- 2	0- 1	0- 1	NEUTRAL	0- 0	0- 0	0- 0				
4- 5	0- 1	0- 1	NON-CONFERENCE	0- 0	0- 1	4- 2				
3- 1	0- 0	0- 0	HOME	0- 0	0- 1	3- 0				
1- 2	0- 0	0- 0	AWAY	0- 0	0- 0	1- 2				
0- 2	0- 1	0- 1	NEUTRAL	0- 0	0- 0	0- 0				
3- 6	0- 0	1- 0	CONFERENCE	0- 1	0- 0	2- 5				
2- 3	0- 0	1- 0	HOME	0- 1	0- 0	1- 2				
1- 3	0- 0	0- 0	AWAY	0- 0	0- 0	1- 3				
0- 0	0- 0	0- 0	NEUTRAL	0- 0	0- 0	0- 0				

RPI 1-25				RPI 26-50				RPI 51-100				RPI 101+ Team's RPI: 257			
RPI	S	Opponent	Score	RPI	S	Opponent	Score	RPI	S	Opponent	Score	RPI	S	Opponent	Score
15	N	NC State	65 76	32	H	Western Ky.	61 54	98	H	Rice	52 67	112	H	UT Arlington	49 68
				38	N	Texas	57 63					153	H	Louisiana	69 66
												184	A	Fla. Atlantic	78 84
												190	H	Southern Miss.	57 65
												192	A	Hawaii	66 60
												217	A	CSU Bakersfield	52 61
												235	H	Louisiana Tech	74 69
												236	A	UTEP	63 67
												258	H	Marshall	59 68
												283	A	FIU	56 58
												296	A	Utah St.	55 66
												302	A	UTSA	79 55
												318	H	Alcorn	67 31
												345	H	La.-Monroe	63 51
LAST 10 Division I															
				98	H	Rice	52 67	184	A	Fla. Atlantic	78 84				
				236	A	UTEP	63 67	283	A	FIU	56 58				
				302	A	UTSA	79 55	258	H	Marshall	59 68				
				235	H	Louisiana Tech	74 69	32	H	Western Ky.	61 54				
				190	H	Southern Miss.	57 65	345	H	La.-Monroe	63 51				

Non-Div I Games: Mid-Amer. Christian59 61 Xavier (LA) 68 31 Tex. A&M-Texarkana 114 54

North Texas

Loss, Non-Conf, S Site, H Home A Away N Neutral

## Northeastern

Through Games Of Feb. 5, 2020

Average RPI Win:	231	WON-LOST	WINNING	LAST 10	STRENGTH OF	OPP. STRENGTH	TEAM	ADJ.	CONF.	ADJ CONF.
Average RPI Loss:	73	RECORD	PCT. RANK	GAMES	SCHEDULE	OF SCHEDULE	RPI	RPI	RPI	RPI
DIV. I ONLY	10- 10	179	6-4	78	133	127	127	14	14	
DIV. I NON-CONF.	4- 7	225	0-1	47	111	131	131	13	13	
TOTALS	RPI 1-25	RPI 26-50	W-L RECORDS	RPI 51-100	RPI 101-150	RPI 150+				
10- 10	0- 2	0- 3	OVERALL	0- 2	2- 1	8- 2				
7- 3	0- 0	0- 2	HOME	0- 1	1- 0	6- 0				
3- 7	0- 2	0- 1	AWAY	0- 1	1- 1	2- 2				
0- 0	0- 0	0- 0	NEUTRAL	0- 0	0- 0	0- 0				
4- 7	0- 2	0- 2	NON-CONFERENCE	0- 1	1- 1	3- 1				
2- 3	0- 0	0- 2	HOME	0- 1	0- 0	2- 0				
2- 4	0- 2	0- 0	AWAY	0- 0	1- 1	1- 1				
0- 0	0- 0	0- 0	NEUTRAL	0- 0	0- 0	0- 0				
6- 3	0- 0	0- 1	CONFERENCE	0- 1	1- 0	5- 1				
5- 0	0- 0	0- 0	HOME	0- 0	1- 0	4- 0				
1- 3	0- 0	0- 1	AWAY	0- 1	0- 0	1- 1				
0- 0	0- 0	0- 0	NEUTRAL	0- 0	0- 0	0- 0				

RPI 1-25				RPI 26-50				RPI 51-100				RPI 101+ Team's RPI: 127			
RPI	S	Opponent	Score	RPI	S	Opponent	Score	RPI	S	Opponent	Score	RPI	S	Opponent	Score
1	A	Oregon	47 89	36	H	Yale	63 78	56	A	Drexel	41 50	105	A	Fordham	58 74
18	A	Central Mich.	63 79	43	A	James Madison	54 67	65	H	Dayton	60 71	123	A	Harvard	46 44
				47	H	South Dakota	76 80					140	H	William & Mary	61 55
												152	H	Elon	68 65
												164	A	Boston U.	56 72
												194	A	Towson	68 81
												210	A	Delaware	72 62
												239	A	Maine	66 58
												245	H	Col. of Charleston	72 68
												255	H	UNCW	63 61
												290	H	North Dakota St.	72 61
												312	H	Hofstra	74 51
												348	H	Hartford	60 47
LAST 10 Division I															
255	H	UNCW	63 61	152	H	Elon	68 65								
245	H	Col. of Charleston	72 68	210	A	Delaware	72 62								
43	A	James Madison	54 67	56	A	Drexel	41 50								
194	A	Towson	68 81	312	H	Hofstra	74 51								
140	H	William & Mary	61 55	164	A	Boston U.	56 72								

Non-Div I Games:

Northeastern

■ Loss, 
 ■ Non-Conf, 
 ■ S Site, 
 ■ H Home 
 ■ A Away 
 N Neutral

Average RPI Win:	253	WON-LOST	WINNING	LAST 10	STRENGTH OF	OPP. STRENGTH	TEAM	ADJ.	CONF.	ADJ CONF.
Average RPI Loss:	144	RECORD	PCT. RANK	GAMES	SCHEDULE	OF SCHEDULE	RPI	RPI	RPI	RPI
DIV. I ONLY	11- 9	138	8-2	218	264	157	157	18	18	
DIV. I NON-CONF.	3- 6	235	0	100	272	192	192	17	17	
TOTALS	RPI 1-25	RPI 26-50	W-L RECORDS	RPI 51-100	RPI 101-150	RPI 150+				
11- 9	0- 1	0- 0	OVERALL	0- 3	2- 0	9- 5				
4- 3	0- 0	0- 0	HOME	0- 1	0- 0	4- 2				
6- 5	0- 0	0- 0	AWAY	0- 2	1- 0	5- 3				
1- 1	0- 1	0- 0	NEUTRAL	0- 0	1- 0	0- 0				
3- 6	0- 1	0- 0	NON-CONFERENCE	0- 2	1- 0	2- 3				
1- 1	0- 0	0- 0	HOME	0- 0	0- 0	1- 1				
1- 4	0- 0	0- 0	AWAY	0- 2	0- 0	1- 2				
1- 1	0- 1	0- 0	NEUTRAL	0- 0	1- 0	0- 0				
8- 3	0- 0	0- 0	CONFERENCE	0- 1	1- 0	7- 2				
3- 2	0- 0	0- 0	HOME	0- 1	0- 0	3- 1				
5- 1	0- 0	0- 0	AWAY	0- 0	1- 0	4- 1				
0- 0	0- 0	0- 0	NEUTRAL	0- 0	0- 0	0- 0				

RPI S	Opponent	Score	RPI S	Opponent	Score	RPI S	Opponent	Score	RPI S	Opponent	Score	Team's RPI: 157
11 N	Oregon St.	57 91				66 A	Fresno St.	66 83	116 A	Idaho	71 70	
						93 H	Montana St.	64 72	136 N	San Jose St.	67 64	
						98 A	Rice	57 71	162 H	UC Davis	61 71	
									186 H	Montana	71 79	
									187 A	Portland St.	54 66	
									204 A	New Mexico	76 83	
									216 H	Southern Utah	84 76	
									226 H	Northern Colo.	72 45	
									233 A	Idaho St.	70 59	
									287 A	California Baptist	79 98	
									304 A	Sacramento St.	85 65	
									304 H	Sacramento St.	114 107	
									308 A	Eastern Wash.	70 62	
									311 A	Houston Baptist	79 62	
									313 H	Seattle U	88 80	
									316 A	Weber St.	88 82	
LAST 10 Division I												
308 A	Eastern Wash.	70 62	216 H	Southern Utah	84 76							
116 A	Idaho	71 70	233 A	Idaho St.	70 59							
304 A	Sacramento St.	85 65	304 H	Sacramento St.	114 107							
187 A	Portland St.	54 66	316 A	Weber St.	88 82							
226 H	Northern Colo.	72 45	93 H	Montana St.	64 72							

Non-Div I Games:

Northern Ariz.

Average RPI Win:	249	WON-LOST	WINNING	LAST 10	STRENGTH OF	OPP. STRENGTH	TEAM	ADJ.	CONF.	ADJ CONF.
Average RPI Loss:	170	RECORD	PCT. RANK	GAMES	SCHEDULE	OF SCHEDULE	RPI	RPI	RPI	RPI
DIV. I ONLY	9- 10	201	5-5	305	165	226	226	18	18	
DIV. I NON-CONF.	4- 5	195	0	238	102	184	184	17	17	
TOTALS	RPI 1-25	RPI 26-50	W-L RECORDS	RPI 51-100	RPI 101-150	RPI 150+				
9- 10	0- 2	0- 0	OVERALL	0- 1	0- 1	9- 6				
3- 4	0- 0	0- 0	HOME	0- 0	0- 1	3- 3				
6- 6	0- 2	0- 0	AWAY	0- 1	0- 0	6- 3				
0- 0	0- 0	0- 0	NEUTRAL	0- 0	0- 0	0- 0				
4- 5	0- 2	0- 0	NON-CONFERENCE	0- 0	0- 0	4- 3				
1- 2	0- 0	0- 0	HOME	0- 0	0- 0	1- 2				
3- 3	0- 2	0- 0	AWAY	0- 0	0- 0	3- 1				
0- 0	0- 0	0- 0	NEUTRAL	0- 0	0- 0	0- 0				
5- 5	0- 0	0- 0	CONFERENCE	0- 1	0- 1	5- 3				
2- 2	0- 0	0- 0	HOME	0- 0	0- 1	2- 1				
3- 3	0- 0	0- 0	AWAY	0- 1	0- 0	3- 2				
0- 0	0- 0	0- 0	NEUTRAL	0- 0	0- 0	0- 0				

RPI 1-25				RPI 26-50				RPI 51-100				RPI 101+ Team's RPI: 226			
RPI	S	Opponent	Score	RPI	S	Opponent	Score	RPI	S	Opponent	Score	RPI	S	Opponent	Score
4	A	Stanford	36 90					93	A	Montana St.	58 91	116	H	Idaho	46 57
5	A	UCLA	58 92									157	A	Northern Ariz.	45 72
												185	A	Wyoming	46 44
												186	A	Montana	67 58
												187	H	Portland St.	77 58
												218	A	Chattanooga	59 42
												222	H	San Francisco	83 90
												223	A	SMU	61 52
												233	A	Idaho St.	39 59
												263	H	Colorado St.	58 75
												291	A	Denver	55 74
												304	A	Sacramento St.	73 63
												308	H	Eastern Wash.	63 42
												316	A	Weber St.	69 65
												316	H	Weber St.	60 65
												317	H	Air Force	72 62
LAST 10 Division I															
316	A	Weber St.	69 65	304	A	Sacramento St.	73 63								
233	A	Idaho St.	39 59	316	H	Weber St.	60 65								
308	H	Eastern Wash.	63 42	186	A	Montana	67 58								
116	H	Idaho	46 57	93	A	Montana St.	58 91								
157	A	Northern Ariz.	45 72	187	H	Portland St.	77 58								

Non-Div I Games:

Northern Colo.

■ Loss, 
 ■ Non-Conf, S Site, 
 ■ Home 
 ■ Away 
 N Neutral

Average RPI Win:	206	WON-LOST	WINNING	LAST 10	STRENGTH OF	OPP. STRENGTH	TEAM	ADJ.	CONF.	ADJ CONF.
Average RPI Loss:	100	RECORD	PCT. RANK	GAMES	SCHEDULE	OF SCHEDULE	RPI	RPI	RPI	RPI
DIV. I ONLY	6- 14	277	2-8	49	137	177	177	10	10	
DIV. I NON-CONF.	4- 7	225	0-1	61	204	153	153	10	10	
TOTALS	RPI 1-25	RPI 26-50	W-L RECORDS	RPI 51-100	RPI 101-150	RPI 150+				
6- 14	0- 1	0- 3	OVERALL	1- 4	0- 2	5- 4				
2- 6	0- 0	0- 1	HOME	1- 2	0- 2	1- 1				
3- 7	0- 1	0- 1	AWAY	0- 2	0- 0	3- 3				
1- 1	0- 0	0- 1	NEUTRAL	0- 0	0- 0	1- 0				
4- 7	0- 0	0- 3	NON-CONFERENCE	0- 2	0- 1	4- 1				
1- 3	0- 0	0- 1	HOME	0- 1	0- 1	1- 0				
2- 3	0- 0	0- 1	AWAY	0- 1	0- 0	2- 1				
1- 1	0- 0	0- 1	NEUTRAL	0- 0	0- 0	1- 0				
2- 7	0- 1	0- 0	CONFERENCE	1- 2	0- 1	1- 3				
1- 3	0- 0	0- 0	HOME	1- 1	0- 1	0- 1				
1- 4	0- 1	0- 0	AWAY	0- 1	0- 0	1- 2				
0- 0	0- 0	0- 0	NEUTRAL	0- 0	0- 0	0- 0				

RPI S	Opponent	Score	RPI S	Opponent	Score	RPI S	Opponent	Score	RPI S	Opponent	Score	Team's RPI: 177
18	A Central Mich.	60 66	27	H Drake	49 73	62	A Ohio	67 87	120	H Kent St.	71 79	
			33	A Purdue	63 68	62	H Ohio	79 85	123	H Harvard	53 59	
			47	N South Dakota	48 91	69	A Illinois St.	66 69	160	A Miami (OH)	64 66	
						81	H Southern Ill.	61 80	165	N Tennessee Tech	82 74	
						91	H Buffalo	64 63	178	A Eastern Mich.	55 62	
									179	H Toledo	51 63	
									198	A Akron	70 65	
									231	H Eastern Ill.	61 48	
									242	A Milwaukee	65 78	
									263	A Colorado St.	80 75	
									290	A North Dakota St.	74 68	
LAST 10 Division I												
18	A Central Mich.	60 66	120	H Kent St.	71 79							
91	H Buffalo	64 63	179	H Toledo	51 63							
178	A Eastern Mich.	55 62	160	A Miami (OH)	64 66							
62	H Ohio	79 85	62	A Ohio	67 87							
198	A Akron	70 65	27	H Drake	49 73							

Non-Div I Games:

Northern Ill.

■ Loss, 
■ Non-Conf, 
■ S Site, 
■ H Home 
■ A Away 
N Neutral

Northern Ky.

Through Games Of Feb. 5, 2020

Average RPI Win:	264	WON-LOST	WINNING	LAST 10	STRENGTH OF	OPP. STRENGTH	TEAM	ADJ.	CONF.	ADJ CONF.
Average RPI Loss:	142	RECORD	PCT. RANK	GAMES	SCHEDULE	OF SCHEDULE	RPI	RPI	RPI	RPI
DIV. I ONLY	13- 9	115	7-3	306	197	208	208	22	22	
DIV. I NON-CONF.	6- 5	151	0	304	157	220	220	20	20	
TOTALS	RPI 1-25	RPI 26-50	W-L RECORDS	RPI 51-100	RPI 101-150	RPI 150+				
13- 9	0- 1	0- 0	OVERALL	0- 3	1- 1	12- 4				
8- 4	0- 1	0- 0	HOME	0- 1	1- 0	7- 2				
4- 5	0- 0	0- 0	AWAY	0- 2	0- 1	4- 2				
1- 0	0- 0	0- 0	NEUTRAL	0- 0	0- 0	1- 0				
6- 5	0- 1	0- 0	NON-CONFERENCE	0- 2	0- 0	6- 2				
3- 2	0- 1	0- 0	HOME	0- 1	0- 0	3- 0				
2- 3	0- 0	0- 0	AWAY	0- 1	0- 0	2- 2				
1- 0	0- 0	0- 0	NEUTRAL	0- 0	0- 0	1- 0				
7- 4	0- 0	0- 0	CONFERENCE	0- 1	1- 1	6- 2				
5- 2	0- 0	0- 0	HOME	0- 0	1- 0	4- 2				
2- 2	0- 0	0- 0	AWAY	0- 1	0- 1	2- 0				
0- 0	0- 0	0- 0	NEUTRAL	0- 0	0- 0	0- 0				

RPI 1-25				RPI 26-50				RPI 51-100				RPI 101+ Team's RPI: 208			
RPI	S	Opponent	Score	RPI	S	Opponent	Score	RPI	S	Opponent	Score	RPI	S	Opponent	Score
3	H	Louisville	57 85					53	A	IUPUI	61 89	135	A	Green Bay	44 65
								63	A	Belmont	45 62	135	H	Green Bay	63 43
								90	H	Saint Louis	42 67	193	H	Cleveland St.	68 73
												199	H	Wright St.	55 63
												207	H	Central Ark.	72 56
												232	H	Youngstown St.	75 56
												242	A	Milwaukee	61 49
												242	H	Milwaukee	61 37
												265	A	Lipscomb	69 71
												271	H	Wofford	80 72
												276	A	Eastern Ky.	62 69
												278	A	Indiana St.	70 68
												281	H	Oakland	69 60
												283	A	FIU	67 45
												293	H	Omaha	57 40
												306	N	Jacksonville St.	66 63
												329	H	Detroit Mercy	72 60
												336	A	UIC	88 46
LAST 10 Division I															
135	H	Green Bay	63 43	336	A	UIC	88 46								
242	H	Milwaukee	61 37	53	A	IUPUI	61 89								
329	H	Detroit Mercy	72 60	193	H	Cleveland St.	68 73								
281	H	Oakland	69 60	232	H	Youngstown St.	75 56								
199	H	Wright St.	55 63	242	A	Milwaukee	61 49								

Non-Div I Games:

Northern Ky.

Loss, Non-Conf, S Site, H Home A Away N Neutral

## Northwestern

Through Games Of Feb. 5, 2020

Average RPI Win:	117	WON-LOST	WINNING	LAST 10	STRENGTH OF	OPP. STRENGTH	TEAM	ADJ.	CONF.	ADJ CONF.
Average RPI Loss:	14	RECORD	PCT. RANK	GAMES	SCHEDULE	OF SCHEDULE	RPI	RPI	RPI	RPI
DIV. I ONLY	19- 3	17	8-2	41	2	16	16	2	2	
DIV. I NON-CONF.	10- 1	20	0	130	14	28	28	2	2	
TOTALS	RPI 1-25	RPI 26-50	W-L RECORDS	RPI 51-100	RPI 101-150	RPI 150+				
19- 3	2- 3	4- 0	OVERALL	3- 0	2- 0	8- 0				
10- 2	1- 2	2- 0	HOME	2- 0	1- 0	4- 0				
7- 1	1- 1	2- 0	AWAY	1- 0	1- 0	2- 0				
2- 0	0- 0	0- 0	NEUTRAL	0- 0	0- 0	2- 0				
10- 1	0- 1	2- 0	NON-CONFERENCE	2- 0	1- 0	5- 0				
6- 1	0- 1	0- 0	HOME	2- 0	1- 0	3- 0				
2- 0	0- 0	2- 0	AWAY	0- 0	0- 0	0- 0				
2- 0	0- 0	0- 0	NEUTRAL	0- 0	0- 0	2- 0				
9- 2	2- 2	2- 0	CONFERENCE	1- 0	1- 0	3- 0				
4- 1	1- 1	2- 0	HOME	0- 0	0- 0	1- 0				
5- 1	1- 1	0- 0	AWAY	1- 0	1- 0	2- 0				
0- 0	0- 0	0- 0	NEUTRAL	0- 0	0- 0	0- 0				

RPI	S	Opponent	Score	RPI	S	Opponent	Score	RPI	S	Opponent	Score	RPI	S	Opponent	Score
9	A	Maryland	61 70	33	H	Purdue	61 56	54	A	Minnesota	56 54	101	A	Michigan St.	76 48
9	H	Maryland	81 58	35	A	Marquette	64 56	61	H	Boston College	66 63	112	H	UT Arlington	74 47
12	H	Iowa	51 77	39	H	Michigan	81 73	82	H	Colgate	73 44	159	H	Valparaiso	69 48
13	A	Indiana	71 69	42	A	Duke	63 42					161	A	Illinois	77 50
21	H	DePaul	68 70									169	H	Dartmouth	79 37
												188	A	Penn St.	82 59
												188	H	Penn St.	85 59
												241	N	Xavier	79 59
												267	N	East Carolina	64 45
												269	H	Loyola Maryland	67 46
LAST 10 Division I															
188	A	Penn St.	82 59	13	A	Indiana	71 69								
39	H	Michigan	81 73	33	H	Purdue	61 56								
9	A	Maryland	61 70	54	A	Minnesota	56 54								
101	A	Michigan St.	76 48	12	H	Iowa	51 77								
188	H	Penn St.	85 59	9	H	Maryland	81 58								

Non-Div I Games:

Northwestern

Loss, 
Non-Conf, S Site, 
H Home
A Away 
N Neutral



Non-Conference Totals				Through Games Of Feb. 9, 1918						
Average RPI Win:	314	WON-LOST	WINNING	LAST 10	STRENGTH OF	OPP. STRENGTH	TEAM	ADJ.	CONF.	ADJ CONF.
Average RPI Loss:	179	RECORD	PCT. RANK	GAMES	SCHEDULE	OF SCHEDULE	RPI	RPI	RPI	RPI
DIV. I ONLY	3- 15	320	2-8	267	304	338	338	23	23	
DIV. I NON-CONF.	1- 5	313	0	220	300	320	320	19	19	
TOTALS	RPI 1-25	RPI 26-50	W-L RECORDS	RPI 51-100	RPI 101-150	RPI 150+				
3- 15	0- 0	0- 2	OVERALL	0- 0	0- 4	3- 9				
3- 7	0- 0	0- 0	HOME	0- 0	0- 1	3- 6				
0- 8	0- 0	0- 2	AWAY	0- 0	0- 3	0- 3				
0- 0	0- 0	0- 0	NEUTRAL	0- 0	0- 0	0- 0				
1- 5	0- 0	0- 2	NON-CONFERENCE	0- 0	0- 1	1- 2				
1- 1	0- 0	0- 0	HOME	0- 0	0- 0	1- 1				
0- 4	0- 0	0- 2	AWAY	0- 0	0- 1	0- 1				
0- 0	0- 0	0- 0	NEUTRAL	0- 0	0- 0	0- 0				
2- 10	0- 0	0- 0	CONFERENCE	0- 0	0- 3	2- 7				
2- 6	0- 0	0- 0	HOME	0- 0	0- 1	2- 5				
0- 4	0- 0	0- 0	AWAY	0- 0	0- 2	0- 2				
0- 0	0- 0	0- 0	NEUTRAL	0- 0	0- 0	0- 0				

RPI 1-25				RPI 26-50				RPI 51-100				RPI 101+ Team's RPI: 338			
RPI	S	Opponent	Score	RPI	S	Opponent	Score	RPI	S	Opponent	Score	RPI	S	Opponent	Score
				38	A	Texas	49 91					111	A	SFA	40 89
				40	A	Arkansas	39 99					125	H	A&M-Corpus Christi	59 72
												128	A	Abilene Christian	69 84
												148	A	Texas Tech	49 79
												158	H	Jackson St.	49 66
												163	H	New Orleans	63 77
												166	H	Sam Houston St.	69 79
												207	H	Central Ark.	44 51
												220	H	Southeastern La.	56 72
												225	A	Lamar University	58 61
												282	H	Incarnate Word	67 69
												285	H	Nicholls St.	58 54
												311	H	Houston Baptist	69 60
												331	A	McNeese	51 61
												345	A	La.-Monroe	54 63
												347	H	Grambling	65 61
LAST 10 Division I															
				128	A	Abilene Christian	69 84					285	H	Nicholls St.	58 54
				207	H	Central Ark.	44 51					331	A	McNeese	51 61
				163	H	New Orleans	63 77					282	H	Incarnate Word	67 69
				220	H	Southeastern La.	56 72					311	H	Houston Baptist	69 60
				111	A	SFA	40 89					125	H	A&M-Corpus Christi	59 72

Non-Div I Games:	LeTourneau	91	61	LSU-Shreveport	63	68	Central Baptist	61	59
------------------	------------	----	----	----------------	----	----	-----------------	----	----

Northwestern St.

Loss, Non-Conf, S Site, H Home A Away N Neutral

Average RPI Win:	135	WON-LOST	WINNING	LAST 10	STRENGTH OF	OPP. STRENGTH	TEAM	ADJ.	CONF.	ADJ CONF.
Average RPI Loss:	56	RECORD	PCT. RANK	GAMES	SCHEDULE	OF SCHEDULE	RPI	RPI	RPI	RPI
DIV. I ONLY	8- 14	254	3-7	16	4	106	106	5	5	
DIV. I NON-CONF.	5- 7	205	0	6	20	74	74	3	3	
TOTALS	RPI 1-25	RPI 26-50	W-L RECORDS	RPI 51-100	RPI 101-150	RPI 150+				
8- 14	0- 4	1- 4	OVERALL	3- 3	1- 2	3- 1				
3- 8	0- 3	0- 1	HOME	1- 2	0- 1	2- 1				
4- 4	0- 1	1- 2	AWAY	1- 0	1- 1	1- 0				
1- 2	0- 0	0- 1	NEUTRAL	1- 1	0- 0	0- 0				
5- 7	0- 2	1- 2	NON-CONFERENCE	1- 2	1- 1	2- 0				
2- 4	0- 1	0- 1	HOME	0- 1	0- 1	2- 0				
2- 1	0- 1	1- 0	AWAY	0- 0	1- 0	0- 0				
1- 2	0- 0	0- 1	NEUTRAL	1- 1	0- 0	0- 0				
3- 7	0- 2	0- 2	CONFERENCE	2- 1	0- 1	1- 1				
1- 4	0- 2	0- 0	HOME	1- 1	0- 0	0- 1				
2- 3	0- 0	0- 2	AWAY	1- 0	0- 1	1- 0				
0- 0	0- 0	0- 0	NEUTRAL	0- 0	0- 0	0- 0				

RPI 1-25				RPI 26-50				RPI 51-100				RPI 101+ Team's RPI: 106			
RPI	S	Opponent	Score	RPI	S	Opponent	Score	RPI	S	Opponent	Score	RPI	S	Opponent	Score
3	H	Louisville	54 86	26	N	FGCU	60 69	54	H	Minnesota	67 75	101	H	Michigan St.	69 72
10	A	UConn	57 81	39	A	Michigan	76 72	57	H	Miami (FL)	76 53	105	A	Fordham	60 55
15	H	NC State	56 90	42	A	Duke	47 50	61	H	Boston College	65 75	115	A	Syracuse	63 74
21	H	DePaul	94 105	44	H	Tennessee	63 74	67	N	South Dakota St.	59 65	175	H	Clemson	55 71
				45	A	Virginia	60 90	80	N	South Fla.	67 51	179	H	Toledo	54 51
								87	A	Georgia Tech	59 51	266	A	Pittsburgh	60 52
												269	H	Loyola Maryland	84 60
LAST 10 Division I															
				87	A	Georgia Tech	59 51	15	H	NC State	56 90				
				3	H	Louisville	54 86	61	H	Boston College	65 75				
				45	A	Virginia	60 90	115	A	Syracuse	63 74				
				57	H	Miami (FL)	76 53	266	A	Pittsburgh	60 52				
				42	A	Duke	47 50	175	H	Clemson	55 71				

Non-Div I Games:

Notre Dame

Average RPI Win: <b>282</b>	WON-LOST	WINNING	LAST 10	STRENGTH OF	OPP. STRENGTH	TEAM	ADJ.	CONF.	ADJ CONF.
Average RPI Loss: <b>164</b>	RECORD	PCT. RANK	GAMES	SCHEDULE	OF SCHEDULE	RPI	RPI	RPI	RPI
DIV. I ONLY	7- 12	250	4-6	307	217	281	281	22	22
DIV. I NON-CONF.	3- 6	235	0	270	156	249	249	20	20
TOTALS	RPI 1-25	RPI 26-50	W-L RECORDS	RPI 51-100	RPI 101-150	RPI 150+			
7- 12	0- 1	0- 1	OVERALL	0- 2	1- 1	6- 7			
3- 4	0- 1	0- 0	HOME	0- 1	1- 0	2- 2			
3- 8	0- 0	0- 1	AWAY	0- 1	0- 1	3- 5			
1- 0	0- 0	0- 0	NEUTRAL	0- 0	0- 0	1- 0			
3- 6	0- 1	0- 1	NON-CONFERENCE	0- 1	0- 1	3- 2			
0- 2	0- 1	0- 0	HOME	0- 1	0- 0	0- 0			
2- 4	0- 0	0- 1	AWAY	0- 0	0- 1	2- 2			
1- 0	0- 0	0- 0	NEUTRAL	0- 0	0- 0	1- 0			
4- 6	0- 0	0- 0	CONFERENCE	0- 1	1- 0	3- 5			
3- 2	0- 0	0- 0	HOME	0- 0	1- 0	2- 2			
1- 4	0- 0	0- 0	AWAY	0- 1	0- 0	1- 3			
0- 0	0- 0	0- 0	NEUTRAL	0- 0	0- 0	0- 0			

RPI 1-25				RPI 26-50				RPI 51-100				RPI 101+				Team's RPI: 281	
RPI	S	Opponent	Score	RPI	S	Opponent	Score	RPI	S	Opponent	Score	RPI	S	Opponent	Score		
18	H	Central Mich.	47 65	39	A	Michigan	64 79	52	H	Bradley	58 74	101	A	Michigan St.	56 76		
								53	A	IUPUI	41 76	135	H	Green Bay	93 88		
												193	H	Cleveland St.	58 79		
												199	A	Wright St.	66 85		
												208	A	Northern Ky.	60 69		
												232	H	Youngstown St.	74 79		
												242	H	Milwaukee	78 62		
												248	A	Niagara	63 77		
												283	A	FIU	58 49		
												294	A	St. Bonaventure	66 80		
												306	N	Jacksonville St.	61 55		
												329	A	Detroit Mercy	71 57		
												329	H	Detroit Mercy	65 60		
												336	A	UIC	64 70		
												349	A	Chicago St.	98 70		
LAST 10 Division I																	
329	H	Detroit Mercy	65 60	242	H	Milwaukee	78 62										
199	A	Wright St.	66 85	135	H	Green Bay	93 88										
208	A	Northern Ky.	60 69	336	A	UIC	64 70										
193	H	Cleveland St.	58 79	53	A	IUPUI	41 76										
232	H	Youngstown St.	74 79	329	A	Detroit Mercy	71 57										

Non-Div I Games: Lourdes 72 53 Concordia (MI) 76 42

Oakland

Loss, Non-Conf, S Site, H Home A Away N Neutral

Average RPI Win:	173	WON-LOST	WINNING	LAST 10	STRENGTH OF	OPP. STRENGTH	TEAM	ADJ.	CONF.	ADJ CONF.
Average RPI Loss:	66	RECORD	PCT. RANK	GAMES	SCHEDULE	OF SCHEDULE	RPI	RPI	RPI	RPI
DIV. I ONLY	14- 7	77	7-3	118	53	62	62	10	10	
DIV. I NON-CONF.	7- 4	100	0	162	18	82	82	10	10	
TOTALS	RPI 1-25	RPI 26-50	W-L RECORDS	RPI 51-100	RPI 101-150	RPI 150+				
14- 7	0- 3	1- 1	OVERALL	3- 1	0- 1	10- 1				
8- 1	0- 1	0- 0	HOME	2- 0	0- 0	6- 0				
5- 5	0- 2	1- 1	AWAY	1- 0	0- 1	3- 1				
1- 1	0- 0	0- 0	NEUTRAL	0- 1	0- 0	1- 0				
7- 4	0- 1	1- 1	NON-CONFERENCE	1- 1	0- 1	5- 0				
4- 0	0- 0	0- 0	HOME	1- 0	0- 0	3- 0				
2- 3	0- 1	1- 1	AWAY	0- 0	0- 1	1- 0				
1- 1	0- 0	0- 0	NEUTRAL	0- 1	0- 0	1- 0				
7- 3	0- 2	0- 0	CONFERENCE	2- 0	0- 0	5- 1				
4- 1	0- 1	0- 0	HOME	1- 0	0- 0	3- 0				
3- 2	0- 1	0- 0	AWAY	1- 0	0- 0	2- 1				
0- 0	0- 0	0- 0	NEUTRAL	0- 0	0- 0	0- 0				

RPI 1-25				RPI 26-50				RPI 51-100 Team's RPI: 62				RPI 101+			
RPI	S	Opponent	Score	RPI	S	Opponent	Score	RPI	S	Opponent	Score	RPI	S	Opponent	Score
18	A	Central Mich.	90 92	28	A	Ohio St.	74 68	53	H	IUPUI	70 64	115	A	Syracuse	54 66
18	H	Central Mich.	71 73	38	A	Texas	60 73	76	H	Ball St.	79 71	155	A	Western Mich.	72 73
22	A	TCU	72 79					91	A	Buffalo	76 65	177	A	Northern Ill.	85 79
								94	N	Butler	55 60	177	H	Northern Ill.	87 67
												178	A	Eastern Mich.	75 65
												181	H	American	81 69
												198	H	Akron	70 57
												218	A	Chattanooga	70 58
												234	H	Bowling Green	79 69
												258	H	Marshall	67 51
												266	N	Pittsburgh	72 50
												282	H	Incarnate Word	78 41
LAST 10 Division I															
178	A	Eastern Mich.	75 65	76	H	Ball St.	79 71								
18	A	Central Mich.	90 92	155	A	Western Mich.	72 73								
198	H	Akron	70 57	91	A	Buffalo	76 65								
234	H	Bowling Green	79 69	18	H	Central Mich.	71 73								
177	A	Northern Ill.	85 79	177	H	Northern Ill.	87 67								

Non-Div I Games:

Ohio

Average RPI Win:	121	WON-LOST	WINNING	LAST 10	STRENGTH OF	OPP. STRENGTH	TEAM	ADJ.	CONF.	ADJ CONF.
Average RPI Loss:	32	RECORD	PCT. RANK	GAMES	SCHEDULE	OF SCHEDULE	RPI	RPI	RPI	RPI
DIV. I ONLY	12- 9	127	5-5	4	34	28	28	2	2	
DIV. I NON-CONF.	7- 4	100	0	3	105	16	16	2	2	
TOTALS	RPI 1-25	RPI 26-50	W-L RECORDS	RPI 51-100	RPI 101-150	RPI 150+				
12- 9	1- 5	2- 2	OVERALL	3- 1	1- 1	5- 0				
5- 4	1- 2	1- 1	HOME	0- 1	0- 0	3- 0				
5- 4	0- 3	0- 0	AWAY	3- 0	1- 1	1- 0				
2- 1	0- 0	1- 1	NEUTRAL	0- 0	0- 0	1- 0				
7- 4	1- 2	1- 1	NON-CONFERENCE	1- 1	1- 0	3- 0				
2- 2	1- 1	0- 0	HOME	0- 1	0- 0	1- 0				
3- 1	0- 1	0- 0	AWAY	1- 0	1- 0	1- 0				
2- 1	0- 0	1- 1	NEUTRAL	0- 0	0- 0	1- 0				
5- 5	0- 3	1- 1	CONFERENCE	2- 0	0- 1	2- 0				
3- 2	0- 1	1- 1	HOME	0- 0	0- 0	2- 0				
2- 3	0- 2	0- 0	AWAY	2- 0	0- 1	0- 0				
0- 0	0- 0	0- 0	NEUTRAL	0- 0	0- 0	0- 0				

RPI 1-25				RPI 26-50				Team's RPI: 28				RPI 51-100				RPI 101+			
RPI	S	Opponent	Score	RPI	S	Opponent	Score	RPI	S	Opponent	Score	RPI	S	Opponent	Score	RPI	S	Opponent	Score
3	H	Louisville	67 60	33	H	Purdue	50 66	54	A	Minnesota	66 63	101	A	Michigan St.	65 68				
4	A	Stanford	52 71	39	H	Michigan	78 69	62	H	Ohio	68 74	120	A	Kent St.	75 65				
9	A	Maryland	62 72	47	N	South Dakota	53 68	74	A	Nebraska	80 74	159	N	Valparaiso	89 38				
9	H	Maryland	65 85	48	N	UNI	64 46	88	A	Cincinnati	78 73	161	H	Illinois	77 47				
10	H	UConn	62 73									188	H	Penn St.	80 70				
12	A	Iowa	68 77									219	H	Radford	70 57				
												304	A	Sacramento St.	104 74				
																	</		

Average RPI Win:	96	WON-LOST	WINNING	LAST 10	STRENGTH OF	OPP. STRENGTH	TEAM	ADJ.	CONF.	ADJ CONF.
Average RPI Loss:	68	RECORD	PCT. RANK	GAMES	SCHEDULE	OF SCHEDULE	RPI	RPI	RPI	RPI
DIV. I ONLY	12- 10	148	5-5	2	54	37	37	3	3	
DIV. I NON-CONF.	7- 5	131	0	4	94	47	47	4	4	
TOTALS	RPI 1-25	RPI 26-50	W-L RECORDS	RPI 51-100	RPI 101-150	RPI 150+				
12- 10	1- 4	3- 2	OVERALL	2- 0	4- 4	2- 0				
9- 4	1- 3	2- 1	HOME	1- 0	3- 0	2- 0				
3- 5	0- 0	1- 1	AWAY	1- 0	1- 4	0- 0				
0- 1	0- 1	0- 0	NEUTRAL	0- 0	0- 0	0- 0				
7- 5	1- 2	1- 1	NON-CONFERENCE	0- 0	3- 2	2- 0				
7- 1	1- 1	1- 0	HOME	0- 0	3- 0	2- 0				
0- 3	0- 0	0- 1	AWAY	0- 0	0- 2	0- 0				
0- 1	0- 1	0- 0	NEUTRAL	0- 0	0- 0	0- 0				
5- 5	0- 2	2- 1	CONFERENCE	2- 0	1- 2	0- 0				
2- 3	0- 2	1- 1	HOME	1- 0	0- 0	0- 0				
3- 2	0- 0	1- 0	AWAY	1- 0	1- 2	0- 0				
0- 0	0- 0	0- 0	NEUTRAL	0- 0	0- 0	0- 0				

RPI 1-25				RPI 26-50				Team's RPI: 37	RPI 51-100				RPI 101+			
RPI	S	Opponent	Score	RPI	S	Opponent	Score		RPI	S	Opponent	Score	RPI	S	Opponent	Score
7	H	Baylor	56 77	27	H	Drake	93 84		51	H	Iowa St.	81 72	107	A	Kansas	94 82
8	H	Missouri St.	90 96	32	A	Western Ky.	63 74		55	A	Oklahoma St.	77 75	110	H	UAB	82 75
10	N	UConn	53 97	38	H	Texas	53 70						111	H	SFA	75 62
20	H	LSU	90 68	41	A	West Virginia	73 49						124	A	Kansas St.	74 92
22	H	TCU	63 82	41	H	West Virginia	68 58						128	H	Abilene Christian	78 65
LAST 10 Division I																
				41	H	West Virginia	68 58		22	H	TCU	63 82				
				107	A	Kansas	94 82		41	A	West Virginia	73 49				
				38	H	Texas	53 70		51	H	Iowa St.	81 72				
				124	A	Kansas St.	74 92		55	A	Oklahoma St.	77 75				
				148	A	Texas Tech	84 89		7	H	Baylor	56 77				

Non-Div I Games:

Oklahoma

■ Loss, 
■ Non-Conf, 
■ S Site, 
■ H Home 
■ A Away 
N Neutral

Average RPI Win:	159	WON-LOST	WINNING	LAST 10	STRENGTH OF	OPP. STRENGTH	TEAM	ADJ.	CONF.	ADJ CONF.
Average RPI Loss:	38	RECORD	PCT. RANK	GAMES	SCHEDULE	OF SCHEDULE	RPI	RPI	RPI	RPI
DIV. I ONLY	12- 10	148	3-7	10	52	55	55	3	3	
DIV. I NON-CONF.	9- 3	63	0	27	118	30	30	4	4	
TOTALS	RPI 1-25	RPI 26-50	W-L RECORDS	RPI 51-100	RPI 101-150	RPI 150+				
12- 10	0- 5	1- 2	OVERALL	2- 2	4- 1	5- 0				
8- 4	0- 1	0- 2	HOME	2- 1	2- 0	4- 0				
3- 4	0- 2	1- 0	AWAY	0- 1	1- 1	1- 0				
1- 2	0- 2	0- 0	NEUTRAL	0- 0	1- 0	0- 0				
9- 3	0- 3	0- 0	NON-CONFERENCE	2- 0	2- 0	5- 0				
7- 0	0- 0	0- 0	HOME	2- 0	1- 0	4- 0				
1- 1	0- 1	0- 0	AWAY	0- 0	0- 0	1- 0				
1- 2	0- 2	0- 0	NEUTRAL	0- 0	1- 0	0- 0				
3- 7	0- 2	1- 2	CONFERENCE	0- 2	2- 1	0- 0				
1- 4	0- 1	0- 2	HOME	0- 1	1- 0	0- 0				
2- 3	0- 1	1- 0	AWAY	0- 1	1- 1	0- 0				
0- 0	0- 0	0- 0	NEUTRAL	0- 0	0- 0	0- 0				

RPI 1-25				RPI 26-50				RPI 51-100				RPI 101+			
RPI	S	Opponent	Score	RPI	S	Opponent	Score	RPI	S	Opponent	Score	RPI	S	Opponent	Score
1	N	Oregon	72 89	37	H	Oklahoma	75 77	51	A	Iowa St.	63 74	107	H	Kansas	67 49
3	N	Louisville	48 69	38	H	Texas	56 61	51	H	Iowa St.	63 64	112	N	UT Arlington	60 47
7	A	Baylor	48 94	41	A	West Virginia	57 55	98	H	Rice	69 38	116	H	Idaho	62 47
17	A	Texas A&M	62 74					100	H	Duquesne	84 41	124	A	Kansas St.	70 63
22	H	TCU	68 72									148	A	Texas Tech	79 109
												225	H	Lamar University	74 53
												233	H	Idaho St.	70 52
												244	H	Southern U.	72 59
												250	A	Tulsa	78 48
												254	H	Oral Roberts	78 44
LAST 10 Division I															
51	A	Iowa St.	63 74	51	H	Iowa St.	63 64								
148	A	Texas Tech	79 109	124	A	Kansas St.	70 63								
22	H	TCU	68 72	7	A	Baylor	48 94								
38	H	Texas	56 61	37	H	Oklahoma	75 77								
41	A	West Virginia	57 55	107	H	Kansas	67 49								

Non-Div I Games:

Oklahoma St.

■ Loss, 
■ Non-Conf, 
■ S Site, 
■ H Home 
■ A Away 
N Neutral

Old Dominion

Through Games Of Feb. 5, 2020

Average RPI Win:	180	WON-LOST	WINNING	LAST 10	STRENGTH OF	OPP. STRENGTH	TEAM	ADJ.	CONF.	ADJ CONF.
Average RPI Loss:	85	RECORD	PCT. RANK	GAMES	SCHEDULE	OF SCHEDULE	RPI	RPI	RPI	RPI
DIV. I ONLY	18- 3	18	9-1	122	134	29	29	13	13	
DIV. I NON-CONF.	10- 2	29	1-0	157	195	44	44	14	14	
TOTALS	RPI 1-25	RPI 26-50	W-L RECORDS	RPI 51-100	RPI 101-150	RPI 150+				
18- 3	0- 0	1- 1	OVERALL	2- 1	5- 1	10- 0				
11- 0	0- 0	1- 0	HOME	1- 0	2- 0	7- 0				
6- 3	0- 0	0- 1	AWAY	1- 1	2- 1	3- 0				
1- 0	0- 0	0- 0	NEUTRAL	0- 0	1- 0	0- 0				
10- 2	0- 0	0- 1	NON-CONFERENCE	0- 1	5- 0	5- 0				
6- 0	0- 0	0- 0	HOME	0- 0	2- 0	4- 0				
3- 2	0- 0	0- 1	AWAY	0- 1	2- 0	1- 0				
1- 0	0- 0	0- 0	NEUTRAL	0- 0	1- 0	0- 0				
8- 1	0- 0	1- 0	CONFERENCE	2- 0	0- 1	5- 0				
5- 0	0- 0	1- 0	HOME	1- 0	0- 0	3- 0				
3- 1	0- 0	0- 0	AWAY	1- 0	0- 1	2- 0				
0- 0	0- 0	0- 0	NEUTRAL	0- 0	0- 0	0- 0				

RPI S	Opponent	Score	RPI S	Opponent	Score	RPI S	Opponent	Score	RPI S	Opponent	Score
32	H Western Ky.	76 65	45	A Virginia	53 56	58	A Middle Tenn.	67 56	110	A UAB	65 76
						71	H Charlotte	54 51	116	N Idaho	67 55
						99	A VCU	49 62	117	A Auburn	89 77
									130	H Campbell	59 44
									140	A William & Mary	69 58
									145	H Richmond	73 51
									167	H Hampton	75 38
									184	A Fla. Atlantic	75 63
									190	H Southern Miss.	67 50
									213	H Mt. St. Mary's	85 34
									235	H Louisiana Tech	77 61
									258	H Marshall	57 46
									261	H Winthrop	68 44
									283	A FIU	66 39
									314	A Cal Poly	61 55
									326	H UMES	48 39
LAST 10 Division I											
235	H Louisiana Tech	77 61	32	H Western Ky.	76 65						
190	H Southern Miss.	67 50	71	H Charlotte	54 51						
184	A Fla. Atlantic	75 63	110	A UAB	65 76						
283	A FIU	66 39	58	A Middle Tenn.	67 56						
258	H Marshall	57 46	213	H Mt. St. Mary's	85 34						

Non-Div I Games:

Old Dominion

Loss, Non-Conf, S Site, H Home A Away N Neutral



Average RPI Win:	292	WON-LOST	WINNING	LAST 10	STRENGTH OF	OPP. STRENGTH	TEAM	ADJ.	CONF.	ADJ CONF.
Average RPI Loss:	104	RECORD	PCT. RANK	GAMES	SCHEDULE	OF SCHEDULE	RPI	RPI	RPI	RPI
DIV. I ONLY	7- 15	270	1-9	147	132	275	275	4	4	
DIV. I NON-CONF.	7- 6	161	1-0	305	346	294	294	5	5	
TOTALS	RPI 1-25	RPI 26-50	W-L RECORDS	RPI 51-100	RPI 101-150	RPI 150+				
7- 15	0- 4	0- 1	OVERALL	0- 2	0- 4	7- 4				
6- 8	0- 1	0- 1	HOME	0- 2	0- 2	6- 2				
0- 6	0- 3	0- 0	AWAY	0- 0	0- 2	0- 1				
1- 1	0- 0	0- 0	NEUTRAL	0- 0	0- 0	1- 1				
7- 6	0- 0	0- 0	NON-CONFERENCE	0- 0	0- 2	7- 4				
6- 3	0- 0	0- 0	HOME	0- 0	0- 1	6- 2				
0- 2	0- 0	0- 0	AWAY	0- 0	0- 1	0- 1				
1- 1	0- 0	0- 0	NEUTRAL	0- 0	0- 0	1- 1				
0- 9	0- 4	0- 1	CONFERENCE	0- 2	0- 2	0- 0				
0- 5	0- 1	0- 1	HOME	0- 2	0- 1	0- 0				
0- 4	0- 3	0- 0	AWAY	0- 0	0- 1	0- 0				
0- 0	0- 0	0- 0	NEUTRAL	0- 0	0- 0	0- 0				

RPI 1-25				RPI 26-50				RPI 51-100				RPI 101+ Team's RPI: 275			
RPI	S	Opponent	Score	RPI	S	Opponent	Score	RPI	S	Opponent	Score	RPI	S	Opponent	Score
2	H	South Carolina	32 87	44	H	Tennessee	28 84	72	H	Alabama	56 57	117	A	Auburn	43 59
14	A	Mississippi St.	39 80					77	H	Georgia	51 58	137	H	Southeast Mo. St.	53 70
17	A	Texas A&M	35 79									147	H	Missouri	57 71
20	A	LSU	44 52									148	A	Texas Tech	48 84
												153	H	Louisiana	42 53
												163	H	New Orleans	64 69
												166	H	Sam Houston St.	75 69
												190	A	Southern Miss.	53 59
												235	H	Louisiana Tech	76 53
												266	N	Pittsburgh	50 58
												295	H	Ga. Southern	69 66
												318	N	Alcorn	73 55
												333	H	Alabama St.	93 66
												345	H	La.-Monroe	66 42
												351	H	Mississippi Val.	72 53
LAST 10 Division I															
72	H	Alabama	56 57	20	A	LSU	44 52								
2	H	South Carolina	32 87	44	H	Tennessee	28 84								
14	A	Mississippi St.	39 80	17	A	Texas A&M	35 79								
117	A	Auburn	43 59	77	H	Georgia	51 58								
147	H	Missouri	57 71	333	H	Alabama St.	93 66								

Non-Div I Games:

Ole Miss

■ Loss, 
 ■ Non-Conf, 
 ■ S Site, 
 ■ H Home 
 ■ A Away 
 N Neutral

Average RPI Win:	270	WON-LOST	WINNING	LAST 10	STRENGTH OF	OPP. STRENGTH	TEAM	ADJ.	CONF.	ADJ CONF.
Average RPI Loss:	148	RECORD	PCT. RANK	GAMES	SCHEDULE	OF SCHEDULE	RPI	RPI	RPI	RPI
DIV. I ONLY	4- 15	311	1-9	108	292	293	293	20	20	
DIV. I NON-CONF.	3- 8	268	0-2	136	308	273	273	18	18	
TOTALS	RPI 1-25	RPI 26-50	W-L RECORDS	RPI 51-100	RPI 101-150	RPI 150+				
4- 15	0- 0	0- 4	OVERALL	0- 2	0- 2	4- 7				
3- 7	0- 0	0- 3	HOME	0- 1	0- 0	3- 3				
0- 7	0- 0	0- 1	AWAY	0- 0	0- 2	0- 4				
1- 1	0- 0	0- 0	NEUTRAL	0- 1	0- 0	1- 0				
3- 8	0- 0	0- 2	NON-CONFERENCE	0- 1	0- 2	3- 3				
2- 3	0- 0	0- 2	HOME	0- 0	0- 0	2- 1				
0- 4	0- 0	0- 0	AWAY	0- 0	0- 2	0- 2				
1- 1	0- 0	0- 0	NEUTRAL	0- 1	0- 0	1- 0				
1- 7	0- 0	0- 2	CONFERENCE	0- 1	0- 0	1- 4				
1- 4	0- 0	0- 1	HOME	0- 1	0- 0	1- 2				
0- 3	0- 0	0- 1	AWAY	0- 0	0- 0	0- 2				
0- 0	0- 0	0- 0	NEUTRAL	0- 0	0- 0	0- 0				

RPI S	Opponent	Score	RPI S	Opponent	Score	RPI S	Opponent	Score	RPI S	Opponent	Score	Team's RPI: 293
31	H Creighton	54 67	67	H South Dakota St.	51 68	107	A Kansas	48 63				
47	A South Dakota	44 77	99	N VCU	66 74	124	A Kansas St.	48 73				
47	H South Dakota	39 71				193	H Cleveland St.	66 79				
48	H UNI	45 81				200	A North Dakota	57 63				
						208	A Northern Ky.	40 57				
						211	H Western Ill.	69 83				
						229	H Morgan St.	70 64				
						231	A Eastern Ill.	52 65				
						247	H UMKC	57 53				
						254	H Oral Roberts	60 54				
						291	A Denver	60 66				
						323	H Purdue Fort Wayne	57 58				
						351	N Mississippi Val.	78 70				
LAST 10 Division I												
47	H South Dakota	39 71	200	A North Dakota	57 63							
323	H Purdue Fort Wayne	57 58	254	H Oral Roberts	60 54							
211	H Western Ill.	69 83	67	H South Dakota St.	51 68							
291	A Denver	60 66	193	H Cleveland St.	66 79							
47	A South Dakota	44 77	48	H UNI	45 81							

Non-Div I Games: Peru St. 92 58 Graceland (IA) 85 46

Omaha

# Oral Roberts

Through Games Of Feb. 5, 2020

Average RPI Win:	242	WON-LOST	WINNING	LAST 10	STRENGTH OF	OPP. STRENGTH	TEAM	ADJ.	CONF.	ADJ CONF.
Average RPI Loss:	143	RECORD	PCT. RANK	GAMES	SCHEDULE	OF SCHEDULE	RPI	RPI	RPI	RPI
DIV. I ONLY	7- 13	258	4-6	202	154	254	254	20	20	
DIV. I NON-CONF.	3- 8	268	0-1	199	115	277	277	18	18	
TOTALS	RPI 1-25	RPI 26-50	W-L RECORDS	RPI 51-100	RPI 101-150	RPI 150+				
7- 13	0- 0	0- 2	OVERALL	0- 4	1- 2	6- 5				
6- 2	0- 0	0- 0	HOME	0- 1	1- 0	5- 1				
1- 11	0- 0	0- 2	AWAY	0- 3	0- 2	1- 4				
0- 0	0- 0	0- 0	NEUTRAL	0- 0	0- 0	0- 0				
3- 8	0- 0	0- 1	NON-CONFERENCE	0- 2	1- 2	2- 3				
3- 1	0- 0	0- 0	HOME	0- 0	1- 0	2- 1				
0- 7	0- 0	0- 1	AWAY	0- 2	0- 2	0- 2				
0- 0	0- 0	0- 0	NEUTRAL	0- 0	0- 0	0- 0				
4- 5	0- 0	0- 1	CONFERENCE	0- 2	0- 0	4- 2				
3- 1	0- 0	0- 0	HOME	0- 1	0- 0	3- 0				
1- 4	0- 0	0- 1	AWAY	0- 1	0- 0	1- 2				
0- 0	0- 0	0- 0	NEUTRAL	0- 0	0- 0	0- 0				

RPI S	Opponent	Score	RPI S	Opponent	Score	RPI S	Opponent	Score	RPI S	Opponent	Score	Team's RPI: 254
40	A Arkansas	64 96	47	A South Dakota	56 79	55	A Oklahoma St.	44 78	103	A Utah	58 78	
						67	A South Dakota St.	44 58	124	A Kansas St.	69 109	
						67	H South Dakota St.	61 76	150	H Wichita St.	79 66	
						74	A Nebraska	67 77	166	H Sam Houston St.	64 41	
									200	H North Dakota	75 52	
									211	A Western Ill.	61 75	
									216	A Southern Utah	58 72	
									250	A Tulsa	65 67	
									274	H Texas St.	63 57	
									290	H North Dakota St.	70 62	
									291	H Denver	84 72	
									293	A Omaha	54 60	
									311	H Houston Baptist	73 74	
									323	A Purdue Fort Wayne	79 73	
LAST 10 Division I												
67	H South Dakota St.	61 76	200	H North Dakota	75 52							
291	H Denver	84 72	290	H North Dakota St.	70 62							
47	A South Dakota	56 79	293	A Omaha	54 60							
211	A Western Ill.	61 75	67	A South Dakota St.	44 58							
323	A Purdue Fort Wayne	79 73	55	A Oklahoma St.	44 78							

Non-Div I Games: Rogers St. 80 40 Cent. Christian (KS114 60

Oral Roberts

Loss, Non-Conf, S Site, H Home A Away N Neutral

## Oregon

Through Games Of Feb. 5, 2020

Average RPI Win:	103	WON-LOST	WINNING	LAST 10	STRENGTH OF	OPP. STRENGTH	TEAM	ADJ.	CONF.	ADJ CONF.
Average RPI Loss:	17	RECORD	PCT. RANK	GAMES	SCHEDULE	OF SCHEDULE	RPI	RPI	RPI	RPI
DIV. I ONLY	20- 2	8	9-1	7	15	1	1	1	1	1
DIV. I NON-CONF.	11- 1	13	1-0	53	47	10	10	1	1	1
TOTALS	RPI 1-25	RPI 26-50	W-L RECORDS	RPI 51-100	RPI 101-150	RPI 150+				
20- 2	5- 1	2- 1	OVERALL	2- 0	8- 0	3- 0				
11- 0	2- 0	1- 0	HOME	1- 0	5- 0	2- 0				
7- 1	3- 0	1- 1	AWAY	0- 0	2- 0	1- 0				
2- 1	0- 1	0- 0	NEUTRAL	1- 0	1- 0	0- 0				
11- 1	1- 1	0- 0	NON-CONFERENCE	2- 0	5- 0	3- 0				
6- 0	0- 0	0- 0	HOME	1- 0	3- 0	2- 0				
3- 0	1- 0	0- 0	AWAY	0- 0	1- 0	1- 0				
2- 1	0- 1	0- 0	NEUTRAL	1- 0	1- 0	0- 0				
9- 1	4- 0	2- 1	CONFERENCE	0- 0	3- 0	0- 0				
5- 0	2- 0	1- 0	HOME	0- 0	2- 0	0- 0				
4- 1	2- 0	1- 1	AWAY	0- 0	1- 0	0- 0				
0- 0	0- 0	0- 0	NEUTRAL	0- 0	0- 0	0- 0				

RPI	S	Opponent	Score	RPI	S	Opponent	Score	RPI	S	Opponent	Score	RPI	S	Opponent	Score
3	N	Louisville	62 72	30	A	Arizona St.	66 72	55	N	Oklahoma St.	89 72	102	H	Texas Southern	99 63
4	H	Stanford	87 55	50	A	Colorado	101 53	67	H	South Dakota St.	95 56	103	A	Utah	90 63
10	A	UConn	74 56	50	H	Colorado	104 46					103	H	Utah	88 51
11	A	Oregon St.	66 57									112	N	UT Arlington	91 54
11	H	Oregon St.	76 64									115	A	Syracuse	81 64
25	A	Arizona	71 64									124	H	Kansas St.	89 51
												127	H	Northeastern	89 47
												129	H	California	105 55
												259	A	Long Beach St.	81 45
												296	H	Utah St.	109 52
												298	H	UC Riverside	84 41
LAST 10 Division I															
10	A	UConn	74 56	129	H	California	105 55								
50	A	Colorado	101 53	4	H	Stanford	87 55								
103	A	Utah	90 63	25	A	Arizona	71 64								
11	A	Oregon St.	66 57	30	A	Arizona St.	66 72								
11	H	Oregon St.	76 64	103	H	Utah	88 51								

Non-Div I Games:

Oregon

■ Loss, 
 ■ Non-Conf, S Site, 
 ■ Home 
 ■ Away 
 N Neutral

Average RPI Win:	123	WON-LOST	WINNING	LAST 10	STRENGTH OF	OPP. STRENGTH	TEAM	ADJ.	CONF.	ADJ CONF.
Average RPI Loss:	9	RECORD	PCT. RANK	GAMES	SCHEDULE	OF SCHEDULE	RPI	RPI	RPI	RPI
DIV. I ONLY	18- 4	24	6-4	9	29	11	11	1	1	
DIV. I NON-CONF.	12- 0	1	0	64	93	5	5	1	1	
TOTALS	RPI 1-25	RPI 26-50	W-L RECORDS	RPI 51-100	RPI 101-150	RPI 150+				
18- 4	3- 3	2- 1	OVERALL	2- 0	5- 0	6- 0				
11- 2	2- 2	1- 0	HOME	0- 0	3- 0	5- 0				
4- 2	1- 1	1- 1	AWAY	1- 0	1- 0	0- 0				
3- 0	0- 0	0- 0	NEUTRAL	1- 0	1- 0	1- 0				
12- 0	2- 0	0- 0	NON-CONFERENCE	2- 0	2- 0	6- 0				
8- 0	2- 0	0- 0	HOME	0- 0	1- 0	5- 0				
1- 0	0- 0	0- 0	AWAY	1- 0	0- 0	0- 0				
3- 0	0- 0	0- 0	NEUTRAL	1- 0	1- 0	1- 0				
6- 4	1- 3	2- 1	CONFERENCE	0- 0	3- 0	0- 0				
3- 2	0- 2	1- 0	HOME	0- 0	2- 0	0- 0				
3- 2	1- 1	1- 1	AWAY	0- 0	1- 0	0- 0				
0- 0	0- 0	0- 0	NEUTRAL	0- 0	0- 0	0- 0				

RPI	S	Opponent	Score	RPI	S	Opponent	Score	RPI	S	Opponent	Score	RPI	S	Opponent	Score
1	A	Oregon	64 76	30	A	Arizona St.	47 55	57	A	Miami (FL)	75 53	103	A	Utah	77 65
1	H	Oregon	57 66	50	A	Colorado	79 52	64	N	BYU	65 34	103	H	Utah	77 48
4	H	Stanford	58 61	50	H	Colorado	72 60					109	N	Liberty	68 55
8	H	Missouri St.	80 69									114	H	Pacific	69 57
21	H	DePaul	98 77									129	H	California	81 44
25	A	Arizona	63 61									157	N	Northern Ariz.	91 57
												192	H	Hawaii	64 32
												216	H	Southern Utah	95 45
												217	H	CSU Bakersfield	69 50
												296	H	Utah St.	75 46
												303	H	UC Irvine	86 57
LAST 10 Division I															
103	A	Utah	77 65	129	H	California	81 44								
50	A	Colorado	79 52	30	A	Arizona St.	47 55								
1	H	Oregon	57 66	25	A	Arizona	63 61								
1	A	Oregon	64 76	50	H	Colorado	72 60								
4	H	Stanford	58 61	103	H	Utah	77 48								

Non-Div I Games:

Oregon St.

■ Loss, 
 ■ Non-Conf, S Site, 
 ■ Home 
 ■ Away 
 N Neutral

Average RPI Win: <b>230</b>	WON-LOST	WINNING	LAST 10	STRENGTH OF	OPP. STRENGTH	TEAM	ADJ.	CONF.	ADJ CONF.
Average RPI Loss: <b>111</b>	RECORD	PCT. RANK	GAMES	SCHEDULE	OF SCHEDULE	RPI	RPI	RPI	RPI
DIV. I ONLY	13- 9	115	6-4	178	115	114	114	11	11
DIV. I NON-CONF.	7- 4	100	0	179	148	98	98	11	11
<hr/>									
TOTALS	RPI 1-25	RPI 26-50	W-L RECORDS	RPI 51-100	RPI 101-150	RPI 150+			
13- 9	0- 3	0- 0	OVERALL	1- 1	0- 1	12- 4			
6- 2	0- 0	0- 0	HOME	0- 1	0- 1	6- 0			
6- 6	0- 3	0- 0	AWAY	1- 0	0- 0	5- 3			
1- 1	0- 0	0- 0	NEUTRAL	0- 0	0- 0	1- 1			
7- 4	0- 2	0- 0	NON-CONFERENCE	1- 0	0- 0	6- 2			
4- 0	0- 0	0- 0	HOME	0- 0	0- 0	4- 0			
2- 3	0- 2	0- 0	AWAY	1- 0	0- 0	1- 1			
1- 1	0- 0	0- 0	NEUTRAL	0- 0	0- 0	1- 1			
6- 5	0- 1	0- 0	CONFERENCE	0- 1	0- 1	6- 2			
2- 2	0- 0	0- 0	HOME	0- 1	0- 1	2- 0			
4- 3	0- 1	0- 0	AWAY	0- 0	0- 0	4- 2			
0- 0	0- 0	0- 0	NEUTRAL	0- 0	0- 0	0- 0			

RPI 1-25				RPI 26-50				RPI 51-100				RPI 101+ Team's RPI: 114			
RPI	S	Opponent	Score	RPI	S	Opponent	Score	RPI	S	Opponent	Score	RPI	S	Opponent	Score
5	A	UCLA	57 <b>68</b>					56	A	Drexel	58 51	126	H	San Diego	64 <b>66</b>
6	A	Gonzaga	67 <b>68</b>					64	H	BYU	66 <b>76</b>	154	A	Portland	77 73
11	A	Oregon St.	57 <b>69</b>									171	A	Saint Mary's (CA)	68 66
												179	N	Toledo	65 <b>66</b>
												180	A	Santa Clara	65 <b>75</b>
												214	A	Pepperdine	54 <b>59</b>
												214	H	Pepperdine	64 63
												217	A	CSU Bakersfield	70 <b>80</b>
												222	A	San Francisco	84 61
												223	H	SMU	77 49
												247	H	UMKC	89 60
												264	A	UC Santa Barbara	63 53
												267	A	LMU (CA)	87 70
												267	H	LMU (CA)	76 67
												278	H	Indiana St.	83 66
												305	N	St. Francis Brooklyn	71 62
												316	H	Weber St.	76 53
<hr/>															
LAST 10 Division I															
267	A	LMU (CA)	87 70	6	A	Gonzaga	67 <b>68</b>								
214	A	Pepperdine	54 <b>59</b>	154	A	Portland	77 73								
171	A	Saint Mary's (CA)	68 66	214	H	Pepperdine	64 63								
126	H	San Diego	64 <b>66</b>	267	H	LMU (CA)	76 67								
64	H	BYU	66 <b>76</b>	222	A	San Francisco	84 61								

Non-Div I Games:

Pacific

■ Loss, 
 ■ Non-Conf, 
 ■ S Site, 
 ■ Home 
 ■ A Away 
 N Neutral

Average RPI Win:	228	WON-LOST	WINNING	LAST 10	STRENGTH OF	OPP. STRENGTH	TEAM	ADJ.	CONF.	ADJ CONF.
Average RPI Loss:	69	RECORD	PCT. RANK	GAMES	SCHEDULE	OF SCHEDULE	RPI	RPI	RPI	RPI
DIV. I ONLY	10- 5	77	6-4	251	90	104	104	8	8	
DIV. I NON-CONF.	9- 3	63	5-2	319	60	108	108	8	8	
TOTALS	RPI 1-25	RPI 26-50	W-L RECORDS	RPI 51-100	RPI 101-150	RPI 150+				
10- 5	0- 1	0- 1	OVERALL	1- 2	0- 1	9- 0				
5- 1	0- 1	0- 0	HOME	1- 0	0- 0	4- 0				
5- 4	0- 0	0- 1	AWAY	0- 2	0- 1	5- 0				
0- 0	0- 0	0- 0	NEUTRAL	0- 0	0- 0	0- 0				
9- 3	0- 0	0- 1	NON-CONFERENCE	1- 2	0- 0	8- 0				
5- 0	0- 0	0- 0	HOME	1- 0	0- 0	4- 0				
4- 3	0- 0	0- 1	AWAY	0- 2	0- 0	4- 0				
0- 0	0- 0	0- 0	NEUTRAL	0- 0	0- 0	0- 0				
1- 2	0- 1	0- 0	CONFERENCE	0- 0	0- 1	1- 0				
0- 1	0- 1	0- 0	HOME	0- 0	0- 0	0- 0				
1- 1	0- 0	0- 0	AWAY	0- 0	0- 1	1- 0				
0- 0	0- 0	0- 0	NEUTRAL	0- 0	0- 0	0- 0				

RPI 1-25	RPI 26-50	RPI 51-100	RPI 101+	Team's RPI: 104
RPI S Opponent Score	RPI S Opponent Score	RPI S Opponent Score	RPI S Opponent Score	
19 H Princeton 55 75	42 A Duke 50 66	56 H Drexel 53 49	123 A Harvard 51 58	
		70 A Temple 72 76	169 A Dartmouth 66 33	
		89 A Villanova 58 70	192 A Hawaii 70 55	
			202 A La Salle 65 49	
			212 A Saint Joseph's 55 45	
			228 H Stetson 81 41	
			237 H Iona 74 42	
			307 H Siena 92 44	
			330 A NJIT 85 51	
			348 H Hartford 74 46	
LAST 10 Division I				
169 A Dartmouth 66 33	192 A Hawaii 70 55			
123 A Harvard 51 58	56 H Drexel 53 49			
70 A Temple 72 76	228 H Stetson 81 41			
89 A Villanova 58 70	202 A La Salle 65 49			
19 H Princeton 55 75	348 H Hartford 74 46			

Non-Div I Games: Chaminade 90 39

Penn

Average RPI Win:	207	WON-LOST	WINNING	LAST 10	STRENGTH OF	OPP. STRENGTH	TEAM	ADJ.	CONF.	ADJ CONF.
Average RPI Loss:	77	RECORD	PCT. RANK	GAMES	SCHEDULE	OF SCHEDULE	RPI	RPI	RPI	RPI
DIV. I ONLY	7- 15	270	1-9	44	56	188	188	2	2	
DIV. I NON-CONF.	6- 5	151	0	211	242	211	211	2	2	
TOTALS	RPI 1-25	RPI 26-50	W-L RECORDS	RPI 51-100	RPI 101-150	RPI 150+				
7- 15	0- 5	0- 4	OVERALL	0- 2	2- 1	5- 3				
5- 8	0- 3	0- 1	HOME	0- 2	2- 0	3- 2				
1- 6	0- 2	0- 3	AWAY	0- 0	0- 1	1- 0				
1- 1	0- 0	0- 0	NEUTRAL	0- 0	0- 0	1- 1				
6- 5	0- 1	0- 0	NON-CONFERENCE	0- 1	1- 0	5- 3				
4- 3	0- 0	0- 0	HOME	0- 1	1- 0	3- 2				
1- 1	0- 1	0- 0	AWAY	0- 0	0- 0	1- 0				
1- 1	0- 0	0- 0	NEUTRAL	0- 0	0- 0	1- 1				
1- 10	0- 4	0- 4	CONFERENCE	0- 1	1- 1	0- 0				
1- 5	0- 3	0- 1	HOME	0- 1	1- 0	0- 0				
0- 5	0- 1	0- 3	AWAY	0- 0	0- 1	0- 0				
0- 0	0- 0	0- 0	NEUTRAL	0- 0	0- 0	0- 0				

RPI	S	Opponent	Score	RPI	S	Opponent	Score	RPI	S	Opponent	Score	RPI	S	Opponent	Score	Team's RPI: 188
12	H	Iowa	66 <b>77</b>	28	A	Ohio St.	70 <b>80</b>	54	H	Minnesota	74 <b>81</b>	101	H	Michigan St.	86 73	
13	H	Indiana	60 <b>76</b>	33	A	Purdue	68 <b>81</b>	86	H	Rider	70 <b>78</b>	105	H	Fordham	72 59	
16	A	Northwestern	59 <b>85</b>	39	A	Michigan	48 <b>82</b>					113	A	Wisconsin	65 <b>71</b>	
16	H	Northwestern	59 <b>82</b>	46	H	Rutgers	57 <b>62</b>					175	H	Clemson	68 55	
19	A	Princeton	55 <b>72</b>									194	A	Towson	73 67	
												202	H	La Salle	67 <b>69</b>	
												221	H	George Mason	68 <b>78</b>	
												259	N	Long Beach St.	56 <b>64</b>	
												266	H	Pittsburgh	78 73	
												288	H	Sacred Heart	88 65	
												321	N	N.C. Central	92 68	
LAST 10 Division I																
16	H	Northwestern	59 <b>82</b>	46	H	Rutgers	57 <b>62</b>									
12	H	Iowa	66 <b>77</b>	28	A	Ohio St.	70 <b>80</b>									
33	A	Purdue	68 <b>81</b>	101	H	Michigan St.	86 73									
13	H	Indiana	60 <b>76</b>	113	A	Wisconsin	65 <b>71</b>									
16	A	Northwestern	59 <b>85</b>	39	A	Michigan	48 <b>82</b>									

Non-Div I Games:

Penn St.

■ Loss, 
■ Non-Conf, 
■ S Site, 
■ H Home 
■ A Away 
N Neutral



# Pepperdine

Through Games Of Feb. 5, 2020

Average RPI Win:	213	WON-LOST	WINNING	LAST 10	STRENGTH OF	OPP. STRENGTH	TEAM	ADJ.	CONF.	ADJ CONF.
Average RPI Loss:	134	RECORD	PCT. RANK	GAMES	SCHEDULE	OF SCHEDULE	RPI	RPI	RPI	RPI
DIV. I ONLY	9- 10	201	4-6	221	112	214	214	11	11	
DIV. I NON-CONF.	4- 4	164	0	313	178	248	248	11	11	
TOTALS	RPI 1-25	RPI 26-50	W-L RECORDS	RPI 51-100	RPI 101-150	RPI 150+				
9- 10	0- 1	0- 0	OVERALL	0- 3	2- 1	7- 5				
7- 4	0- 0	0- 0	HOME	0- 1	2- 0	5- 3				
2- 6	0- 1	0- 0	AWAY	0- 2	0- 1	2- 2				
0- 0	0- 0	0- 0	NEUTRAL	0- 0	0- 0	0- 0				
4- 4	0- 0	0- 0	NON-CONFERENCE	0- 2	0- 0	4- 2				
2- 2	0- 0	0- 0	HOME	0- 0	0- 0	2- 2				
2- 2	0- 0	0- 0	AWAY	0- 2	0- 0	2- 0				
0- 0	0- 0	0- 0	NEUTRAL	0- 0	0- 0	0- 0				
5- 6	0- 1	0- 0	CONFERENCE	0- 1	2- 1	3- 3				
5- 2	0- 0	0- 0	HOME	0- 1	2- 0	3- 1				
0- 4	0- 1	0- 0	AWAY	0- 0	0- 1	0- 2				
0- 0	0- 0	0- 0	NEUTRAL	0- 0	0- 0	0- 0				

RPI 1-25				RPI 26-50				RPI 51-100				RPI 101+ Team's RPI: 214			
RPI	S	Opponent	Score	RPI	S	Opponent	Score	RPI	S	Opponent	Score	RPI	S	Opponent	Score
6	A	Gonzaga	36 70					64	H	BYU	47 65	114	A	Pacific	63 64
								84	A	Washington St.	48 85	114	H	Pacific	59 54
								95	A	Boise St.	74 76	126	H	San Diego	73 57
												154	A	Portland	67 69
												162	H	UC Davis	70 67
												171	A	Saint Mary's (CA)	78 85
												171	H	Saint Mary's (CA)	73 64
												180	H	Santa Clara	79 71
												191	H	UNLV	44 69
												192	H	Hawaii	51 52
												222	H	San Francisco	82 70
												267	H	LMU (CA)	77 84
												308	A	Eastern Wash.	53 52
												314	H	Cal Poly	63 53
												320	A	New Mexico St.	72 69
LAST 10 Division I															
171	H	Saint Mary's (CA)	73 64	222	H	San Francisco	82 70								
114	H	Pacific	59 54	180	H	Santa Clara	79 71								
154	A	Portland	67 69	114	A	Pacific	63 64								
6	A	Gonzaga	36 70	171	A	Saint Mary's (CA)	78 85								
267	H	LMU (CA)	77 84	64	H	BYU	47 65								

Non-Div I Games: Concordia (CA) 76 57 Cal St. L.A. 79 56

Pepperdine

Loss, Non-Conf, S Site, H Home A Away N Neutral

Average RPI Win:	258	WON-LOST	WINNING	LAST 10	STRENGTH OF	OPP. STRENGTH	TEAM	ADJ.	CONF.	ADJ CONF.
Average RPI Loss:	92	RECORD	PCT. RANK	GAMES	SCHEDULE	OF SCHEDULE	RPI	RPI	RPI	RPI
DIV. I ONLY	4- 17	315	1-9	77	89	266	266	5	5	
DIV. I NON-CONF.	3- 8	268	0	224	227	306	306	3	3	
TOTALS	RPI 1-25	RPI 26-50	W-L RECORDS	RPI 51-100	RPI 101-150	RPI 150+				
4- 17	0- 3	0- 1	OVERALL	1- 7	0- 2	3- 4				
3- 9	0- 2	0- 0	HOME	1- 3	0- 2	2- 2				
0- 7	0- 1	0- 1	AWAY	0- 3	0- 0	0- 2				
1- 1	0- 0	0- 0	NEUTRAL	0- 1	0- 0	1- 0				
3- 8	0- 0	0- 0	NON-CONFERENCE	0- 5	0- 0	3- 3				
2- 4	0- 0	0- 0	HOME	0- 2	0- 0	2- 2				
0- 3	0- 0	0- 0	AWAY	0- 2	0- 0	0- 1				
1- 1	0- 0	0- 0	NEUTRAL	0- 1	0- 0	1- 0				
1- 9	0- 3	0- 1	CONFERENCE	1- 2	0- 2	0- 1				
1- 5	0- 2	0- 0	HOME	1- 1	0- 2	0- 0				
0- 4	0- 1	0- 1	AWAY	0- 1	0- 0	0- 1				
0- 0	0- 0	0- 0	NEUTRAL	0- 0	0- 0	0- 0				

RPI 1-25				RPI 26-50				RPI 51-100				RPI 101+ Team's RPI: 266			
RPI	S	Opponent	Score	RPI	S	Opponent	Score	RPI	S	Opponent	Score	RPI	S	Opponent	Score
3	A	Louisville	49 83	34	A	Virginia Tech	56 68	59	A	North Carolina	62 70	106	H	Notre Dame	52 60
15	H	NC State	44 88					60	A	UCF	58 74	115	H	Syracuse	51 69
23	H	Florida St.	41 66					61	H	Boston College	70 79	160	H	Miami (OH)	71 80
								62	N	Ohio	50 72	175	A	Clemson	67 75
								79	H	Stony Brook	56 59	188	A	Penn St.	73 78
								88	A	Cincinnati	53 69	240	H	Georgetown	56 66
								92	H	Wake Forest	53 48	275	N	Ole Miss	58 50
								100	H	Duquesne	62 81	322	H	Fairleigh Dickinson	69 60
												344	H	Central Conn. St.	81 73
LAST 10 Division I															
23	H	Florida St.	41 66	175	A	Clemson	67 75								
92	H	Wake Forest	53 48	34	A	Virginia Tech	56 68								
3	A	Louisville	49 83	61	H	Boston College	70 79								
15	H	NC State	44 88	106	H	Notre Dame	52 60								
115	H	Syracuse	51 69	59	A	North Carolina	62 70								

Non-Div I Games:

Pittsburgh

■ Loss, 
 ■ Non-Conf, 
 ■ S Site, 
 ■ H Home 
 ■ A Away 
 N Neutral

Average RPI Win: <b>215</b>	WON-LOST	WINNING	LAST 10	STRENGTH OF	OPP. STRENGTH	TEAM	ADJ.	CONF.	ADJ CONF.
Average RPI Loss: <b>127</b>	RECORD	PCT. RANK	GAMES	SCHEDULE	OF SCHEDULE	RPI	RPI	RPI	RPI
DIV. I ONLY	11- 9	138	6-4	157	155	154	154	11	11
DIV. I NON-CONF.	5- 4	140	0	234	329	202	202	11	11
TOTALS	RPI 1-25	RPI 26-50	W-L RECORDS	RPI 51-100	RPI 101-150	RPI 150+			
11- 9	0- 1	0- 0	OVERALL	2- 1	0- 5	9- 2			
5- 6	0- 0	0- 0	HOME	1- 1	0- 4	4- 1			
6- 3	0- 1	0- 0	AWAY	1- 0	0- 1	5- 1			
0- 0	0- 0	0- 0	NEUTRAL	0- 0	0- 0	0- 0			
5- 4	0- 0	0- 0	NON-CONFERENCE	1- 0	0- 2	4- 2			
2- 3	0- 0	0- 0	HOME	1- 0	0- 2	1- 1			
3- 1	0- 0	0- 0	AWAY	0- 0	0- 0	3- 1			
0- 0	0- 0	0- 0	NEUTRAL	0- 0	0- 0	0- 0			
6- 5	0- 1	0- 0	CONFERENCE	1- 1	0- 3	5- 0			
3- 3	0- 0	0- 0	HOME	0- 1	0- 2	3- 0			
3- 2	0- 1	0- 0	AWAY	1- 0	0- 1	2- 0			
0- 0	0- 0	0- 0	NEUTRAL	0- 0	0- 0	0- 0			

RPI 1-25				RPI 26-50				RPI 51-100				RPI 101+ Team's RPI: 154			
RPI	S	Opponent	Score	RPI	S	Opponent	Score	RPI	S	Opponent	Score	RPI	S	Opponent	Score
6	A	Gonzaga	57 <b>62</b>					64	A	BYU	57 48	114	H	Pacific	73 <b>77</b>
								64	H	BYU	54 <b>66</b>	118	H	Loyola Chicago	64 <b>78</b>
								66	H	Fresno St.	75 64	126	A	San Diego	55 <b>74</b>
												126	H	San Diego	58 <b>62</b>
												128	H	Abilene Christian	69 <b>76</b>
												171	H	Saint Mary's (CA)	78 65
												180	A	Santa Clara	80 77
												187	H	Portland St.	71 <b>77</b>
												214	H	Pepperdine	69 67
												222	A	San Francisco	73 66
												249	H	Grand Canyon	73 41
												267	H	LMU (CA)	74 49
												273	A	CSUN	64 <b>73</b>
												296	A	Utah St.	70 64
												316	A	Weber St.	78 59
												317	A	Air Force	72 56
LAST 10 Division I															
126	H	San Diego	58 <b>62</b>	222	A	San Francisco	73 66								
64	H	BYU	54 <b>66</b>	171	H	Saint Mary's (CA)	78 65								
214	H	Pepperdine	69 67	114	H	Pacific	73 <b>77</b>								
267	H	LMU (CA)	74 49	64	A	BYU	57 48								
180	A	Santa Clara	80 77	126	A	San Diego	55 <b>74</b>								

Non-Div I Games: Warner Pacific 78 36 Willamette 82 42

Portland

■ Loss, 
 ■ Non-Conf, S Site, 
 ■ Home 
 ■ Away 
 N Neutral

Average RPI Win: <b>224</b>	WON-LOST	WINNING	LAST 10	STRENGTH OF	OPP. STRENGTH	TEAM	ADJ.	CONF.	ADJ CONF.
Average RPI Loss: <b>190</b>	RECORD	PCT. RANK	GAMES	SCHEDULE	OF SCHEDULE	RPI	RPI	RPI	RPI
DIV. I ONLY	11- 9	138	6-4	243	278	187	187	18	18
DIV. I NON-CONF.	5- 4	140	0	172	323	139	139	17	17
TOTALS	RPI 1-25	RPI 26-50	W-L RECORDS	RPI 51-100	RPI 101-150	RPI 150+			
11- 9	0- 0	0- 1	OVERALL	0- 2	1- 0	10- 6			
6- 3	0- 0	0- 1	HOME	0- 1	1- 0	5- 1			
5- 5	0- 0	0- 0	AWAY	0- 1	0- 0	5- 4			
0- 1	0- 0	0- 0	NEUTRAL	0- 0	0- 0	0- 1			
5- 4	0- 0	0- 1	NON-CONFERENCE	0- 1	0- 0	5- 2			
2- 1	0- 0	0- 1	HOME	0- 0	0- 0	2- 0			
3- 2	0- 0	0- 0	AWAY	0- 1	0- 0	3- 1			
0- 1	0- 0	0- 0	NEUTRAL	0- 0	0- 0	0- 1			
6- 5	0- 0	0- 0	CONFERENCE	0- 1	1- 0	5- 4			
4- 2	0- 0	0- 0	HOME	0- 1	1- 0	3- 1			
2- 3	0- 0	0- 0	AWAY	0- 0	0- 0	2- 3			
0- 0	0- 0	0- 0	NEUTRAL	0- 0	0- 0	0- 0			

RPI S	Opponent	Score	RPI S	Opponent	Score	RPI S	Opponent	Score	RPI S	Opponent	Score	Team's RPI: 187
44	H Tennessee	61 88	93	H Montana St.	62 73	116	H Idaho	74 53	154	A Portland	77 71	
			95	A Boise St.	57 82	157	H Northern Ariz.	66 54	162	A UC Davis	76 70	
						186	A Montana	55 62	186	H Montana	78 65	
						216	A Southern Utah	58 71	226	A Northern Colo.	58 77	
						233	A Idaho St.	69 64	247	A UMKC	69 87	
						249	H Grand Canyon	69 46	284	H Nevada	80 75	
						303	A UC Irvine	70 61	303	N UC Irvine	75 83	
						304	H Sacramento St.	70 73	308	H Eastern Wash.	75 58	
						316	A Weber St.	76 57				
LAST 10 Division I												
186	A Montana	55 62	186	H Montana	78 65							
157	H Northern Ariz.	66 54	93	H Montana St.	62 73							
304	H Sacramento St.	70 73	308	H Eastern Wash.	75 58							
316	A Weber St.	76 57	116	H Idaho	74 53							
233	A Idaho St.	69 64	216	A Southern Utah	58 71							

Non-Div I Games: Multnomah 104 48

Portland St.

Average RPI Win:	338	WON-LOST	WINNING	LAST 10	STRENGTH OF	OPP. STRENGTH	TEAM	ADJ.	CONF.	ADJ CONF.
Average RPI Loss:	139	RECORD	PCT. RANK	GAMES	SCHEDULE	OF SCHEDULE	RPI	RPI	RPI	RPI
DIV. I ONLY	4- 14	308	4-6	225	270	297	297	32	32	
DIV. I NON-CONF.	0- 9	338	0-1	18	53	254	254	31	31	
TOTALS	RPI 1-25	RPI 26-50	W-L RECORDS	RPI 51-100	RPI 101-150	RPI 150+				
4- 14	0- 2	0- 1	OVERALL	0- 1	0- 5	4- 5				
2- 3	0- 0	0- 0	HOME	0- 0	0- 1	2- 2				
2- 9	0- 2	0- 1	AWAY	0- 1	0- 3	2- 2				
0- 2	0- 0	0- 0	NEUTRAL	0- 0	0- 1	0- 1				
0- 9	0- 2	0- 1	NON-CONFERENCE	0- 1	0- 4	0- 1				
0- 1	0- 0	0- 0	HOME	0- 0	0- 1	0- 0				
0- 6	0- 2	0- 1	AWAY	0- 1	0- 2	0- 0				
0- 2	0- 0	0- 0	NEUTRAL	0- 0	0- 1	0- 1				
4- 5	0- 0	0- 0	CONFERENCE	0- 0	0- 1	4- 4				
2- 2	0- 0	0- 0	HOME	0- 0	0- 0	2- 2				
2- 3	0- 0	0- 0	AWAY	0- 0	0- 1	2- 2				
0- 0	0- 0	0- 0	NEUTRAL	0- 0	0- 0	0- 0				

RPI 1-25				RPI 26-50				RPI 51-100				RPI 101+ Team's RPI: 297			
RPI	S	Opponent	Score	RPI	S	Opponent	Score	RPI	S	Opponent	Score	RPI	S	Opponent	Score
17	A	Texas A&M	38 80	37	A	Oklahoma	48 94	98	A	Rice	55 77	102	A	Texas Southern	65 88
25	A	Arizona	48 83									113	A	Wisconsin	42 68
												119	H	Florida	44 51
												125	N	A&M-Corpus Christi	52 64
												148	A	Texas Tech	48 82
												158	A	Jackson St.	49 53
												160	N	Miami (OH)	52 65
												244	H	Southern U.	48 68
												280	A	Alabama A&M	44 54
												318	H	Alcorn	63 68
												319	H	Ark.-Pine Bluff	61 51
												333	A	Alabama St.	62 59
												347	A	Grambling	67 54
												351	H	Mississippi Val.	81 47
LAST 10 Division I															
280	A	Alabama A&M	44 54	347	A	Grambling	67 54								
333	A	Alabama St.	62 59	102	A	Texas Southern	65 88								
351	H	Mississippi Val.	81 47	244	H	Southern U.	48 68								
319	H	Ark.-Pine Bluff	61 51	318	H	Alcorn	63 68								
158	A	Jackson St.	49 53	113	A	Wisconsin	42 68								

Non-Div I Games:      Huston-Tillotson    79    60                      Wiley                      75    42                      Tex. A&M-Kingsville85    55

Prairie View

Loss, Non-Conf, S Site, H Home A Away N Neutral

Presbyterian

Through Games Of Feb. 5, 2020

Average RPI Win:	303	WON-LOST	WINNING	LAST 10	STRENGTH OF	OPP. STRENGTH	TEAM	ADJ.	CONF.	ADJ CONF.
Average RPI Loss:	205	RECORD	PCT. RANK	GAMES	SCHEDULE	OF SCHEDULE	RPI	RPI	RPI	RPI
DIV. I ONLY	5- 14	290	3-7	301	334	310	310	26	26	
DIV. I NON-CONF.	2- 5	259	0	280	261	290	290	27	27	
TOTALS	RPI 1-25	RPI 26-50	W-L RECORDS	RPI 51-100	RPI 101-150	RPI 150+				
5- 14	0- 0	0- 1	OVERALL	0- 0	0- 2	5- 11				
2- 5	0- 0	0- 0	HOME	0- 0	0- 1	2- 4				
3- 9	0- 0	0- 1	AWAY	0- 0	0- 1	3- 7				
0- 0	0- 0	0- 0	NEUTRAL	0- 0	0- 0	0- 0				
2- 5	0- 0	0- 1	NON-CONFERENCE	0- 0	0- 1	2- 3				
1- 1	0- 0	0- 0	HOME	0- 0	0- 0	1- 1				
1- 4	0- 0	0- 1	AWAY	0- 0	0- 1	1- 2				
0- 0	0- 0	0- 0	NEUTRAL	0- 0	0- 0	0- 0				
3- 9	0- 0	0- 0	CONFERENCE	0- 0	0- 1	3- 8				
1- 4	0- 0	0- 0	HOME	0- 0	0- 1	1- 3				
2- 5	0- 0	0- 0	AWAY	0- 0	0- 0	2- 5				
0- 0	0- 0	0- 0	NEUTRAL	0- 0	0- 0	0- 0				

RPI 1-25			RPI 26-50			RPI 51-100			RPI 101+ Team's RPI: 310		
RPI	S	Opponent	Score	RPI	S	Opponent	Score	RPI	S	Opponent	Score
				41	A	West Virginia	40 56	119	A	Florida	46 60
								130	H	Campbell	47 53
								161	A	Illinois	52 71
								167	H	Hampton	42 71
								196	A	High Point	55 60
								219	A	Radford	42 54
								219	H	Radford	39 65
								243	A	Gardner-Webb	56 53
								245	H	Col. of Charleston	58 54
								246	H	Longwood	60 71
								253	A	UNC Asheville	39 54
								255	H	UNCW	60 70
								261	A	Winthrop	54 61
								271	A	Wofford	60 67
								335	A	USC Upstate	60 70
								335	H	USC Upstate	55 42
								341	A	Charleston So.	67 46
								350	A	South Carolina St.	70 49
LAST 10 Division I											
335	A	USC Upstate	60 70	130	H	Campbell	47 53				
219	H	Radford	39 65	243	A	Gardner-Webb	56 53				
341	A	Charleston So.	67 46	261	A	Winthrop	54 61				
335	H	USC Upstate	55 42	167	H	Hampton	42 71				
196	A	High Point	55 60	246	H	Longwood	60 71				

Non-Div I Games: William Peace 72 35 Brevard 74 45

Presbyterian

Loss, Non-Conf, S Site, H Home A Away N Neutral

Average RPI Win:	163	WON-LOST	WINNING	LAST 10	STRENGTH OF	OPP. STRENGTH	TEAM	ADJ.	CONF.	ADJ CONF.
Average RPI Loss:	12	RECORD	PCT. RANK	GAMES	SCHEDULE	OF SCHEDULE	RPI	RPI	RPI	RPI
DIV. I ONLY	15- 1	7	10-0	106	104	19	19	8	8	
DIV. I NON-CONF.	12- 1	9	7-0	150	71	20	20	8	8	
TOTALS	RPI 1-25	RPI 26-50	W-L RECORDS	RPI 51-100	RPI 101-150	RPI 150+				
15- 1	0- 1	1- 0	OVERALL	4- 0	4- 0	6- 0				
7- 0	0- 0	1- 0	HOME	1- 0	0- 0	5- 0				
8- 1	0- 1	0- 0	AWAY	3- 0	4- 0	1- 0				
0- 0	0- 0	0- 0	NEUTRAL	0- 0	0- 0	0- 0				
12- 1	0- 1	1- 0	NON-CONFERENCE	4- 0	2- 0	5- 0				
7- 0	0- 0	1- 0	HOME	1- 0	0- 0	5- 0				
5- 1	0- 1	0- 0	AWAY	3- 0	2- 0	0- 0				
0- 0	0- 0	0- 0	NEUTRAL	0- 0	0- 0	0- 0				
3- 0	0- 0	0- 0	CONFERENCE	0- 0	2- 0	1- 0				
0- 0	0- 0	0- 0	HOME	0- 0	0- 0	0- 0				
3- 0	0- 0	0- 0	AWAY	0- 0	2- 0	1- 0				
0- 0	0- 0	0- 0	NEUTRAL	0- 0	0- 0	0- 0				

RPI S	Opponent	Score	RPI S	Opponent	Score	RPI S	Opponent	Score	RPI S	Opponent	Score
12	A Iowa	75 77	26	H FGCU	67 53	78	A Seton Hall	78 76	104	A Penn	75 55
						83	A Marist	62 50	123	A Harvard	60 46
						86	H Rider	80 47	143	A George Washington	75 50
						90	A Saint Louis	66 50	147	A Missouri	68 33
									169	A Dartmouth	66 34
									188	H Penn St.	72 55
									272	H New Hampshire	77 37
									279	H Monmouth	52 40
									305	H St. Francis Brooklyn	76 44
									348	H Hartford	73 42
LAST 10 Division I											
123	A Harvard	60 46	147	A Missouri	68 33						
169	A Dartmouth	66 34	188	H Penn St.	72 55						
104	A Penn	75 55	348	H Hartford	73 42						
272	H New Hampshire	77 37	83	A Marist	62 50						
90	A Saint Louis	66 50	305	H St. Francis Brooklyn	76 44						

Non-Div I Games:

Princeton

Average RPI Win:	214	WON-LOST	WINNING	LAST 10	STRENGTH OF	OPP. STRENGTH	TEAM	ADJ.	CONF.	ADJ CONF.
Average RPI Loss:	78	RECORD	PCT. RANK	GAMES	SCHEDULE	OF SCHEDULE	RPI	RPI	RPI	RPI
DIV. I ONLY	10- 13	219	1-9	111	81	133	133	6	6	
DIV. I NON-CONF.	9- 3	63	0	236	190	77	77	6	6	
TOTALS	RPI 1-25	RPI 26-50	W-L RECORDS	RPI 51-100	RPI 101-150	RPI 150+				
10- 13	0- 2	0- 5	OVERALL	1- 4	2- 0	7- 2				
3- 3	0- 1	0- 1	HOME	1- 1	0- 0	2- 0				
5- 9	0- 1	0- 4	AWAY	0- 2	2- 0	3- 2				
2- 1	0- 0	0- 0	NEUTRAL	0- 1	0- 0	2- 0				
9- 3	0- 0	0- 1	NON-CONFERENCE	1- 1	2- 0	6- 1				
2- 0	0- 0	0- 0	HOME	1- 0	0- 0	1- 0				
5- 2	0- 0	0- 1	AWAY	0- 0	2- 0	3- 1				
2- 1	0- 0	0- 0	NEUTRAL	0- 1	0- 0	2- 0				
1- 10	0- 2	0- 4	CONFERENCE	0- 3	0- 0	1- 1				
1- 3	0- 1	0- 1	HOME	0- 1	0- 0	1- 0				
0- 7	0- 1	0- 3	AWAY	0- 2	0- 0	0- 1				
0- 0	0- 0	0- 0	NEUTRAL	0- 0	0- 0	0- 0				

RPI 1-25				RPI 26-50				RPI 51-100				RPI 101+ Team's RPI: 133			
RPI	S	Opponent	Score	RPI	S	Opponent	Score	RPI	S	Opponent	Score	RPI	S	Opponent	Score
21	A	DePaul	71 93	31	A	Creighton	63 72	61	H	Boston College	76 60	103	A	Utah	67 60
21	H	DePaul	67 80	35	A	Marquette	55 85	76	N	Ball St.	51 52	142	A	Massachusetts	72 63
				35	H	Marquette	50 60	78	A	Seton Hall	55 97	183	N	Rhode Island	58 51
				36	A	Yale	79 82	89	A	Villanova	49 51	201	H	UMass Lowell	63 38
				49	A	St. John's (NY)	58 64	94	H	Butler	47 50	204	A	New Mexico	68 86
												240	A	Georgetown	53 62
												241	H	Xavier	60 48
												267	N	LMU (CA)	48 45
												279	A	Monmouth	68 52
												315	A	Bryant	76 32
												348	A	Hartford	75 57
LAST 10 Division I															
21	A	DePaul	71 93	49	A	St. John's (NY)	58 64								
35	A	Marquette	55 85	31	A	Creighton	63 72								
241	H	Xavier	60 48	35	H	Marquette	50 60								
94	H	Butler	47 50	21	H	DePaul	67 80								
78	A	Seton Hall	55 97	240	A	Georgetown	53 62								

Non-Div I Games:

Providence

■ Loss, 
■ Non-Conf, 
■ S Site, 
■ H Home 
■ A Away 
N Neutral



Average RPI Win:	130	WON-LOST	WINNING	LAST 10	STRENGTH OF	OPP. STRENGTH	TEAM	ADJ.	CONF.	ADJ CONF.
Average RPI Loss:	23	RECORD	PCT. RANK	GAMES	SCHEDULE	OF SCHEDULE	RPI	RPI	RPI	RPI
DIV. I ONLY	15- 8	84	5-5	15	5	33	33	2	2	
DIV. I NON-CONF.	9- 3	63	0	35	11	18	18	2	2	
TOTALS	RPI 1-25	RPI 26-50	W-L RECORDS	RPI 51-100	RPI 101-150	RPI 150+				
15- 8	0- 5	4- 2	OVERALL	1- 1	3- 0	7- 0				
9- 3	0- 1	1- 1	HOME	0- 1	2- 0	6- 0				
4- 4	0- 3	1- 1	AWAY	1- 0	1- 0	1- 0				
2- 1	0- 1	2- 0	NEUTRAL	0- 0	0- 0	0- 0				
9- 3	0- 2	3- 1	NON-CONFERENCE	0- 0	1- 0	5- 0				
6- 0	0- 0	1- 0	HOME	0- 0	1- 0	4- 0				
1- 2	0- 1	0- 1	AWAY	0- 0	0- 0	1- 0				
2- 1	0- 1	2- 0	NEUTRAL	0- 0	0- 0	0- 0				
6- 5	0- 3	1- 1	CONFERENCE	1- 1	2- 0	2- 0				
3- 3	0- 1	0- 1	HOME	0- 1	1- 0	2- 0				
3- 2	0- 2	1- 0	AWAY	1- 0	1- 0	0- 0				
0- 0	0- 0	0- 0	NEUTRAL	0- 0	0- 0	0- 0				

RPI 1-25				RPI 26-50				RPI 51-100				RPI 101+			
RPI	S	Opponent	Score	RPI	S	Opponent	Score	RPI	S	Opponent	Score	RPI	S	Opponent	Score
2	A	South Carolina	49 85	27	N	Drake	67 47	54	H	Minnesota	59 72	101	A	Michigan St.	76 66
6	N	Gonzaga	50 63	28	A	Ohio St.	66 50	74	A	Nebraska	76 68	113	H	Wisconsin	72 61
13	A	Indiana	48 66	30	N	Arizona St.	59 52					120	H	Kent St.	77 64
13	H	Indiana	54 66	32	H	Western Ky.	67 50					161	H	Illinois	81 67
16	A	Northwestern	56 61	34	A	Virginia Tech	54 67					177	H	Northern Ill.	68 63
				46	H	Rutgers	53 59					188	H	Penn St.	81 68
LAST 10 Division I															
				13	H	Indiana	54 66	161	H	Illinois	81 67				
				101	A	Michigan St.	76 66	16	A	Northwestern	56 61				
				188	H	Penn St.	81 68	13	A	Indiana	48 66				
				74	A	Nebraska	76 68	46	H	Rutgers	53 59				
				54	H	Minnesota	59 72	113	H	Wisconsin	72 61				

Non-Div I Games:

Purdue

Average RPI Win:	318	WON-LOST	WINNING	LAST 10	STRENGTH OF	OPP. STRENGTH	TEAM	ADJ.	CONF.	ADJ CONF.
Average RPI Loss:	171	RECORD	PCT. RANK	GAMES	SCHEDULE	OF SCHEDULE	RPI	RPI	RPI	RPI
DIV. I ONLY	3- 18	328	1-9	224	282	323	323	20	20	
DIV. I NON-CONF.	2- 9	304	0	284	294	336	336	18	18	
TOTALS	RPI 1-25	RPI 26-50	W-L RECORDS	RPI 51-100	RPI 101-150	RPI 150+				
3- 18	0- 0	0- 2	OVERALL	0- 3	0- 3	3- 10				
2- 8	0- 0	0- 1	HOME	0- 2	0- 1	2- 4				
1- 7	0- 0	0- 1	AWAY	0- 1	0- 0	1- 5				
0- 3	0- 0	0- 0	NEUTRAL	0- 0	0- 2	0- 1				
2- 9	0- 0	0- 0	NON-CONFERENCE	0- 2	0- 3	2- 4				
2- 2	0- 0	0- 0	HOME	0- 1	0- 1	2- 0				
0- 4	0- 0	0- 0	AWAY	0- 1	0- 0	0- 3				
0- 3	0- 0	0- 0	NEUTRAL	0- 0	0- 2	0- 1				
1- 9	0- 0	0- 2	CONFERENCE	0- 1	0- 0	1- 6				
0- 6	0- 0	0- 1	HOME	0- 1	0- 0	0- 4				
1- 3	0- 0	0- 1	AWAY	0- 0	0- 0	1- 2				
0- 0	0- 0	0- 0	NEUTRAL	0- 0	0- 0	0- 0				

RPI S	Opponent	Score	RPI S	Opponent	Score	RPI S	Opponent	Score	RPI S	Opponent	Score	Team's RPI: 323
47	A South Dakota	25 79	47	H South Dakota	41 62	67	H South Dakota St.	69 100	120	N Kent St.	67 75	
						76	H Ball St.	52 83	137	H Southeast Mo. St.	48 58	
						94	A Butler	58 85	148	N Texas Tech	48 82	
									178	A Eastern Mich.	40 64	
									198	A Akron	53 64	
									200	A North Dakota	85 91	
									200	H North Dakota	49 63	
									211	A Western Ill.	68 79	
									211	H Western Ill.	74 83	
									254	H Oral Roberts	73 79	
									279	N Monmouth	46 60	
									290	H North Dakota St.	44 58	
									293	A Omaha	58 57	
									325	H Evansville	67 64	
									327	A SIUE	53 57	
									336	H UIC	61 50	
LAST 10 Division I												
211	H Western Ill.	74 83	254	H Oral Roberts	73 79							
200	H North Dakota	49 63	67	H South Dakota St.	69 100							
290	H North Dakota St.	44 58	211	A Western Ill.	68 79							
293	A Omaha	58 57	200	A North Dakota	85 91							
47	A South Dakota	25 79	47	H South Dakota	41 62							

Non-Div I Games: Heidelberg 82 55 Purdue Northwest 73 50

Quinnipiac

Through Games Of Feb. 5, 2020

Average RPI Win:	253	WON-LOST	WINNING	LAST 10	STRENGTH OF	OPP. STRENGTH	TEAM	ADJ.	CONF.	ADJ CONF.
Average RPI Loss:	93	RECORD	PCT. RANK	GAMES	SCHEDULE	OF SCHEDULE	RPI	RPI	RPI	RPI
DIV. I ONLY	10- 9	160	7-3	174	174	169	169	24	24	
DIV. I NON-CONF.	3- 6	235	0	59	61	170	170	25	25	
TOTALS	RPI 1-25	RPI 26-50	W-L RECORDS	RPI 51-100	RPI 101-150	RPI 150+				
10- 9	0- 1	0- 1	OVERALL	1- 4	0- 2	9- 1				
6- 4	0- 0	0- 0	HOME	1- 1	0- 2	5- 1				
4- 5	0- 1	0- 1	AWAY	0- 3	0- 0	4- 0				
0- 0	0- 0	0- 0	NEUTRAL	0- 0	0- 0	0- 0				
3- 6	0- 1	0- 1	NON-CONFERENCE	1- 2	0- 2	2- 0				
2- 3	0- 0	0- 0	HOME	1- 1	0- 2	1- 0				
1- 3	0- 1	0- 1	AWAY	0- 1	0- 0	1- 0				
0- 0	0- 0	0- 0	NEUTRAL	0- 0	0- 0	0- 0				
7- 3	0- 0	0- 0	CONFERENCE	0- 2	0- 0	7- 1				
4- 1	0- 0	0- 0	HOME	0- 0	0- 0	4- 1				
3- 2	0- 0	0- 0	AWAY	0- 2	0- 0	3- 0				
0- 0	0- 0	0- 0	NEUTRAL	0- 0	0- 0	0- 0				

RPI 1-25			RPI 26-50			RPI 51-100			RPI 101+			Team's RPI: 169
RPI	S	Opponent	Score	RPI	S	Opponent	Score	RPI	S	Opponent	Score	
9	A	Maryland	52 107	36	A	Yale	59 63	56	H	Drexel	62 66	123 H Harvard 68 77
								60	A	UCF	58 80	143 H George Washington 67 78
								73	H	Bucknell	76 69	183 H Rhode Island 75 63
								83	A	Marist	60 73	209 H Fairfield 76 62
								86	A	Rider	59 75	215 H Manhattan 70 58
												237 A Iona 67 63
												237 H Iona 71 75
												279 H Monmouth 60 53
												307 A Siena 66 52
												337 A Saint Peter's 91 64
												343 H Canisius 74 71
												348 A Hartford 87 50
LAST 10 Division I												
237	A	Iona	67 63	279	H	Monmouth	60 53					
337	A	Saint Peter's	91 64	215	H	Manhattan	70 58					
209	H	Fairfield	76 62	86	A	Rider	59 75					
83	A	Marist	60 73	307	A	Siena	66 52					
343	H	Canisius	74 71	237	H	Iona	71 75					

Non-Div I Games:

Quinnipiac

Loss, Non-Conf, S Site, H Home A Away N Neutral

Average RPI Win:	<b>290</b>	WON-LOST	WINNING	LAST 10	STRENGTH OF	OPP. STRENGTH	TEAM	ADJ.	CONF.	ADJ CONF.
Average RPI Loss:	<b>148</b>	RECORD	PCT. RANK	GAMES	SCHEDULE	OF SCHEDULE	RPI	RPI	RPI	RPI
DIV. I ONLY	<b>10- 11</b>	<b>191</b>	<b>6-4</b>	<b>272</b>	<b>250</b>	<b>219</b>	<b>219</b>	<b>26</b>	<b>26</b>	
DIV. I NON-CONF.	<b>2- 7</b>	<b>288</b>	<b>0</b>	<b>275</b>	<b>46</b>	<b>279</b>	<b>279</b>	<b>27</b>	<b>27</b>	
TOTALS	RPI 1-25	RPI 26-50	W-L RECORDS	RPI 51-100	RPI 101-150	RPI 150+				
10- 11	0- 0	0- 2	OVERALL	0- 2	0- 1	10- 6				
4- 4	0- 0	0- 0	HOME	0- 0	0- 1	4- 3				
6- 7	0- 0	0- 2	AWAY	0- 2	0- 0	6- 3				
0- 0	0- 0	0- 0	NEUTRAL	0- 0	0- 0	0- 0				
2- 7	0- 0	0- 2	NON-CONFERENCE	0- 2	0- 0	2- 3				
0- 2	0- 0	0- 0	HOME	0- 0	0- 0	0- 2				
2- 5	0- 0	0- 2	AWAY	0- 2	0- 0	2- 1				
0- 0	0- 0	0- 0	NEUTRAL	0- 0	0- 0	0- 0				
8- 4	0- 0	0- 0	CONFERENCE	0- 0	0- 1	8- 3				
4- 2	0- 0	0- 0	HOME	0- 0	0- 1	4- 1				
4- 2	0- 0	0- 0	AWAY	0- 0	0- 0	4- 2				
0- 0	0- 0	0- 0	NEUTRAL	0- 0	0- 0	0- 0				

RPI 1-25				RPI 26-50				RPI 51-100				RPI 101+				Team's RPI: 219	
RPI	S	Opponent	Score	RPI	S	Opponent	Score	RPI	S	Opponent	Score	RPI	S	Opponent	Score		
				28	A	Ohio St.	57 70	72	A	Alabama	51 85	130	H	Campbell	32 43		
				41	A	West Virginia	37 74	97	A	Vanderbilt	46 80	167	A	Hampton	48 51		
												181	H	American	55 59		
												196	A	High Point	58 68		
												213	H	Mt. St. Mary's	58 75		
												243	A	Gardner-Webb	84 73		
												243	H	Gardner-Webb	65 51		
												246	A	Longwood	62 61		
												252	A	Morehead St.	62 73		
												253	H	UNC Asheville	50 63		
												260	A	ETSU	67 43		
												261	H	Winthrop	54 53		
												310	A	Presbyterian	65 39		
												310	H	Presbyterian	54 42		
												335	A	USC Upstate	57 41		
												341	H	Charleston So.	72 35		
												350	A	South Carolina St.	60 45		
LAST 10 Division I																	
				243	H	Gardner-Webb	65 51	261	H	Winthrop	54 53						
				310	A	Presbyterian	65 39	246	A	Longwood	62 61						
				130	H	Campbell	32 43	253	H	UNC Asheville	50 63						
				243	A	Gardner-Webb	84 73	167	A	Hampton	48 51						
				335	A	USC Upstate	57 41	196	A	High Point	58 68						

Non-Div I Games:

Radford

## Rhode Island

Through Games Of Feb. 5, 2020

Average RPI Win:	219	WON-LOST	WINNING	LAST 10	STRENGTH OF	OPP. STRENGTH	TEAM	ADJ.	CONF.	ADJ CONF.
Average RPI Loss:	140	RECORD	PCT. RANK	GAMES	SCHEDULE	OF SCHEDULE	RPI	RPI	RPI	RPI
DIV. I ONLY	11- 10	169	4-6	205	213	183	183	12	12	
DIV. I NON-CONF.	7- 5	131	0-1	223	328	159	159	12	12	
TOTALS	RPI 1-25	RPI 26-50	W-L RECORDS	RPI 51-100	RPI 101-150	RPI 150+				
11- 10	0- 0	0- 0	OVERALL	0- 2	4- 5	7- 3				
8- 2	0- 0	0- 0	HOME	0- 1	4- 1	4- 0				
2- 7	0- 0	0- 0	AWAY	0- 1	0- 3	2- 3				
1- 1	0- 0	0- 0	NEUTRAL	0- 0	0- 1	1- 0				
7- 5	0- 0	0- 0	NON-CONFERENCE	0- 1	2- 2	5- 2				
5- 0	0- 0	0- 0	HOME	0- 0	2- 0	3- 0				
1- 4	0- 0	0- 0	AWAY	0- 1	0- 1	1- 2				
1- 1	0- 0	0- 0	NEUTRAL	0- 0	0- 1	1- 0				
4- 5	0- 0	0- 0	CONFERENCE	0- 1	2- 3	2- 1				
3- 2	0- 0	0- 0	HOME	0- 1	2- 1	1- 0				
1- 3	0- 0	0- 0	AWAY	0- 0	0- 2	1- 1				
0- 0	0- 0	0- 0	NEUTRAL	0- 0	0- 0	0- 0				

RPI S	Opponent	Score	RPI S	Opponent	Score	RPI S	Opponent	Score	RPI S	Opponent	Score	Team's RPI: 183
						61	A Boston College	55 66	105	A Fordham	50 60	
						99	H VCU	54 75	108	A Davidson	67 79	
									108	H Davidson	70 77	
									122	H Holy Cross	73 58	
									123	A Harvard	58 61	
									133	N Providence	51 58	
									142	H Massachusetts	69 66	
									145	H Richmond	76 70	
									149	H Robert Morris	71 59	
									169	A Quinnipiac	63 75	
									200	A North Dakota	61 67	
									209	H Fairfield	74 41	
									212	A Saint Joseph's	49 47	
									221	H George Mason	47 42	
									227	N Brown	89 44	
									294	A St. Bonaventure	59 64	
									299	H Vermont	77 74	
									334	H LIU Brooklyn	79 56	
									348	A Hartford	68 56	
LAST 10 Division I												
			105	A Fordham	50 60		212	A Saint Joseph's	49 47			
			221	H George Mason	47 42		108	A Davidson	67 79			
			108	H Davidson	70 77		145	H Richmond	76 70			
			294	A St. Bonaventure	59 64		99	H VCU	54 75			
			142	H Massachusetts	69 66		123	A Harvard	58 61			

Non-Div I Games:

Rhode Island

■ Loss, 
 ■ Non-Conf, 
 ■ S Site, 
 ■ H Home 
 ■ A Away 
 N Neutral

Average RPI Win:	230	WON-LOST	WINNING	LAST 10	STRENGTH OF	OPP. STRENGTH	TEAM	ADJ.	CONF.	ADJ CONF.
Average RPI Loss:	86	RECORD	PCT. RANK	GAMES	SCHEDULE	OF SCHEDULE	RPI	RPI	RPI	RPI
DIV. I ONLY	14- 6	57	9-1	222	125	98	98	13	13	
DIV. I NON-CONF.	5- 6	187	0-1	192	86	203	203	14	14	
TOTALS	RPI 1-25	RPI 26-50	W-L RECORDS	RPI 51-100	RPI 101-150	RPI 150+				
14- 6	0- 1	1- 1	OVERALL	0- 2	0- 1	13- 1				
8- 1	0- 1	1- 0	HOME	0- 0	0- 0	7- 0				
6- 3	0- 0	0- 0	AWAY	0- 1	0- 1	6- 1				
0- 2	0- 0	0- 1	NEUTRAL	0- 1	0- 0	0- 0				
5- 6	0- 1	0- 1	NON-CONFERENCE	0- 2	0- 1	5- 1				
4- 1	0- 1	0- 0	HOME	0- 0	0- 0	4- 0				
1- 3	0- 0	0- 0	AWAY	0- 1	0- 1	1- 1				
0- 2	0- 0	0- 1	NEUTRAL	0- 1	0- 0	0- 0				
9- 0	0- 0	1- 0	CONFERENCE	0- 0	0- 0	8- 0				
4- 0	0- 0	1- 0	HOME	0- 0	0- 0	3- 0				
5- 0	0- 0	0- 0	AWAY	0- 0	0- 0	5- 0				
0- 0	0- 0	0- 0	NEUTRAL	0- 0	0- 0	0- 0				

RPI 1-25			RPI 26-50			RPI 51-100			Team's RPI: 98	RPI 101+		
RPI	S	Opponent	Score	RPI	S	Opponent	Score	RPI	S	Opponent	Score	
17	H	Texas A&M	61 62	32	H	Western Ky.	73 65	55	A	Oklahoma St.	38 69	102 A Texas Southern 56 63
				34	N	Virginia Tech	45 54	87	N	Georgia Tech	52 54	157 H Northern Ariz. 71 57
												172 H Little Rock 66 40
												184 A Fla. Atlantic 78 69
												190 H Southern Miss. 75 64
												223 A SMU 43 55
												235 H Louisiana Tech 60 47
												236 A UTEP 69 61
												257 A North Texas 67 52
												258 H Marshall 81 43
												283 A FIU 68 47
												285 H Nicholls St. 71 47
												297 H Prairie View 77 55
												302 A UTSA 74 62
												331 A McNeese 81 50
LAST 10 Division I												
257	A	North Texas	67 52	283	A	FIU	68 47					
302	A	UTSA	74 62	184	A	Fla. Atlantic	78 69					
236	A	UTEP	69 61	32	H	Western Ky.	73 65					
190	H	Southern Miss.	75 64	258	H	Marshall	81 43					
235	H	Louisiana Tech	60 47	87	N	Georgia Tech	52 54					

Non-Div I Games:

Rice

■ Loss, 
■ Non-Conf, 
■ S Site, 
■ H Home 
■ A Away 
N Neutral

Average RPI Win: <b>194</b>	WON-LOST	WINNING	LAST 10	STRENGTH OF	OPP. STRENGTH	TEAM	ADJ.	CONF.	ADJ CONF.
Average RPI Loss: <b>122</b>	RECORD	PCT. RANK	GAMES	SCHEDULE	OF SCHEDULE	RPI	RPI	RPI	RPI
DIV. I ONLY	10- 13	219	4-6	62	198	145	145	12	12
DIV. I NON-CONF.	7- 7	164	1-0	44	289	90	90	12	12
TOTALS	RPI 1-25	RPI 26-50	W-L RECORDS	RPI 51-100	RPI 101-150	RPI 150+			
10- 13	0- 0	0- 1	OVERALL	0- 6	3- 1	7- 5			
6- 3	0- 0	0- 0	HOME	0- 2	2- 0	4- 1			
4- 7	0- 0	0- 1	AWAY	0- 3	1- 1	3- 2			
0- 3	0- 0	0- 0	NEUTRAL	0- 1	0- 0	0- 2			
7- 7	0- 0	0- 1	NON-CONFERENCE	0- 3	2- 0	5- 3			
3- 1	0- 0	0- 0	HOME	0- 0	1- 0	2- 1			
4- 3	0- 0	0- 1	AWAY	0- 2	1- 0	3- 0			
0- 3	0- 0	0- 0	NEUTRAL	0- 1	0- 0	0- 2			
3- 6	0- 0	0- 0	CONFERENCE	0- 3	1- 1	2- 2			
3- 2	0- 0	0- 0	HOME	0- 2	1- 0	2- 0			
0- 4	0- 0	0- 0	AWAY	0- 1	0- 1	0- 2			
0- 0	0- 0	0- 0	NEUTRAL	0- 0	0- 0	0- 0			

RPI S	Opponent	Score	RPI S	Opponent	Score	RPI S	Opponent	Score	RPI S	Opponent	Score	Team's RPI: 145
29	A Old Dominion	51 73	52	N Bradley	57 61	108	H Davidson	69 57				
			56	A Drexel	52 58	121	A Coastal Caro.	79 67				
			65	H Dayton	51 65	140	H William & Mary	76 73				
			71	A Charlotte	59 78	142	A Massachusetts	50 64				
			99	A VCU	50 53	151	A UNC Greensboro	70 62				
			99	H VCU	42 57	167	N Hampton	65 69				
						174	H Norfolk St.	77 69				
						183	A Rhode Island	70 76				
						184	H Fla. Atlantic	57 55				
						197	H Furman	69 70				
						202	H La Salle	63 61				
						212	A Saint Joseph's	56 67				
						213	N Mt. St. Mary's	67 75				
						240	A Georgetown	51 49				
						294	H St. Bonaventure	63 59				
						326	A UMES	64 52				
LAST 10 Division I												
99	H VCU	42 57	99	A VCU	50 53							
294	H St. Bonaventure	63 59	65	H Dayton	51 65							
142	A Massachusetts	50 64	183	A Rhode Island	70 76							
108	H Davidson	69 57	212	A Saint Joseph's	56 67							
202	H La Salle	63 61	174	H Norfolk St.	77 69							

Non-Div I Games:

Richmond

■ Loss, 
 ■ Non-Conf, 
 ■ S Site, 
 ■ H Home 
 ■ A Away 
 N Neutral

Average RPI Win: <b>237</b>	WON-LOST	WINNING	LAST 10	STRENGTH OF	OPP. STRENGTH	TEAM	ADJ.	CONF.	ADJ CONF.
Average RPI Loss: <b>58</b>	RECORD	PCT. RANK	GAMES	SCHEDULE	OF SCHEDULE	RPI	RPI	RPI	RPI
DIV. I ONLY	17- 2	14	10-0	332	129	86	86	24	24
DIV. I NON-CONF.	7- 2	54	0	330	28	117	117	25	25
TOTALS	RPI 1-25	RPI 26-50	W-L RECORDS	RPI 51-100	RPI 101-150	RPI 150+			
17- 2	0- 1	0- 0	OVERALL	1- 1	0- 0	16- 0			
9- 0	0- 0	0- 0	HOME	0- 0	0- 0	9- 0			
7- 1	0- 1	0- 0	AWAY	1- 0	0- 0	6- 0			
1- 1	0- 0	0- 0	NEUTRAL	0- 1	0- 0	1- 0			
7- 2	0- 1	0- 0	NON-CONFERENCE	0- 1	0- 0	7- 0			
3- 0	0- 0	0- 0	HOME	0- 0	0- 0	3- 0			
3- 1	0- 1	0- 0	AWAY	0- 0	0- 0	3- 0			
1- 1	0- 0	0- 0	NEUTRAL	0- 1	0- 0	1- 0			
10- 0	0- 0	0- 0	CONFERENCE	1- 0	0- 0	9- 0			
6- 0	0- 0	0- 0	HOME	0- 0	0- 0	6- 0			
4- 0	0- 0	0- 0	AWAY	1- 0	0- 0	3- 0			
0- 0	0- 0	0- 0	NEUTRAL	0- 0	0- 0	0- 0			

RPI 1-25				RPI 26-50				RPI 51-100 Team's RPI: 86				RPI 101+			
RPI	S	Opponent	Score	RPI	S	Opponent	Score	RPI	S	Opponent	Score	RPI	S	Opponent	Score
19	A	Princeton	47 80					83	A	Marist	76 72	169	H	Quinnipiac	75 59
								96	N	North Florida	70 80	188	A	Penn St.	78 70
												202	H	La Salle	70 43
												209	H	Fairfield	60 52
												215	H	Manhattan	76 53
												237	A	Iona	81 37
												240	A	Georgetown	65 64
												241	H	Xavier	64 57
												248	A	Niagara	71 55
												248	H	Niagara	79 75
												262	A	Delaware St.	71 69
												265	N	Lipscomb	81 76
												279	H	Monmouth	48 25
												286	H	Wagner	77 63
												307	H	Siena	70 66
												343	A	Canisius	70 57
LAST 10 Division I															
279	H	Monmouth	48 25	307	H	Siena	70 66								
215	H	Manhattan	76 53	83	A	Marist	76 72								
209	H	Fairfield	60 52	169	H	Quinnipiac	75 59								
248	A	Niagara	71 55	237	A	Iona	81 37								
343	A	Canisius	70 57	248	H	Niagara	79 75								

Non-Div I Games:

Rider

■ Loss, 
 ■ Non-Conf, S Site, 
 ■ Home 
 ■ Away 
 N Neutral



Average RPI Win:	270	WON-LOST	WINNING	LAST 10	STRENGTH OF	OPP. STRENGTH	TEAM	ADJ.	CONF.	ADJ CONF.
Average RPI Loss:	126	RECORD	PCT. RANK	GAMES	SCHEDULE	OF SCHEDULE	RPI	RPI	RPI	RPI
DIV. I ONLY	14- 6	57	10-0	303	249	149	149	30	30	
DIV. I NON-CONF.	4- 6	212	0	140	142	178	178	30	30	
TOTALS	RPI 1-25	RPI 26-50	W-L RECORDS	RPI 51-100	RPI 101-150	RPI 150+				
14- 6	0- 1	0- 1	OVERALL	0- 0	0- 1	14- 3				
8- 2	0- 0	0- 0	HOME	0- 0	0- 0	8- 2				
6- 4	0- 1	0- 1	AWAY	0- 0	0- 1	6- 1				
0- 0	0- 0	0- 0	NEUTRAL	0- 0	0- 0	0- 0				
4- 6	0- 1	0- 1	NON-CONFERENCE	0- 0	0- 1	4- 3				
2- 2	0- 0	0- 0	HOME	0- 0	0- 0	2- 2				
2- 4	0- 1	0- 1	AWAY	0- 0	0- 1	2- 1				
0- 0	0- 0	0- 0	NEUTRAL	0- 0	0- 0	0- 0				
10- 0	0- 0	0- 0	CONFERENCE	0- 0	0- 0	10- 0				
6- 0	0- 0	0- 0	HOME	0- 0	0- 0	6- 0				
4- 0	0- 0	0- 0	AWAY	0- 0	0- 0	4- 0				
0- 0	0- 0	0- 0	NEUTRAL	0- 0	0- 0	0- 0				

RPI 1-25				RPI 26-50				RPI 51-100				RPI 101+ Team's RPI: 149			
RPI	S	Opponent	Score	RPI	S	Opponent	Score	RPI	S	Opponent	Score	RPI	S	Opponent	Score
22	A	TCU	61 66	43	A	James Madison	32 59					120	A	Kent St.	81 82
												174	A	Norfolk St.	69 62
												176	H	Columbia	59 61
												183	A	Rhode Island	59 71
												202	A	La Salle	71 68
												206	A	Merrimack	68 62
												206	H	Merrimack	72 50
												210	H	Delaware	62 73
												232	H	Youngstown St.	58 43
												241	H	Xavier	71 57
												286	H	Wagner	51 47
												288	H	Sacred Heart	73 43
												305	A	St. Francis Brooklyn	70 59
												305	H	St. Francis Brooklyn	69 44
												315	H	Bryant	69 39
												334	A	LIU Brooklyn	70 59
												344	A	Central Conn. St.	86 56
												344	H	Central Conn. St.	80 42
LAST 10 Division I															
315	H	Bryant	69 39	206	H	Merrimack	72 50								
344	H	Central Conn. St.	80 42	305	H	St. Francis Brooklyn	69 44								
305	A	St. Francis Brooklyn	70 59	286	H	Wagner	51 47								
334	A	LIU Brooklyn	70 59	206	A	Merrimack	68 62								
288	H	Sacred Heart	73 43	344	A	Central Conn. St.	86 56								

Non-Div I Games: Pitt.-Johnstown 63 30

Robert Morris

■ Loss, 
 ■ Non-Conf, 
 ■ S Site, 
 ■ Home 
 ■ A Away 
 N Neutral

Average RPI Win:	164	WON-LOST	WINNING	LAST 10	STRENGTH OF	OPP. STRENGTH	TEAM	ADJ.	CONF.	ADJ CONF.
Average RPI Loss:	45	RECORD	PCT. RANK	GAMES	SCHEDULE	OF SCHEDULE	RPI	RPI	RPI	RPI
DIV. I ONLY	16- 5	41	6-4	119	39	46	46	2	2	
DIV. I NON-CONF.	10- 1	20	0	233	74	45	45	2	2	
TOTALS	RPI 1-25	RPI 26-50	W-L RECORDS	RPI 51-100	RPI 101-150	RPI 150+				
16- 5	0- 2	2- 1	OVERALL	3- 1	2- 1	9- 0				
9- 2	0- 1	1- 0	HOME	1- 0	1- 1	6- 0				
5- 3	0- 1	1- 1	AWAY	0- 1	1- 0	3- 0				
2- 0	0- 0	0- 0	NEUTRAL	2- 0	0- 0	0- 0				
10- 1	0- 1	1- 0	NON-CONFERENCE	2- 0	1- 0	6- 0				
7- 0	0- 0	1- 0	HOME	0- 0	1- 0	5- 0				
1- 1	0- 1	0- 0	AWAY	0- 0	0- 0	1- 0				
2- 0	0- 0	0- 0	NEUTRAL	2- 0	0- 0	0- 0				
6- 4	0- 1	1- 1	CONFERENCE	1- 1	1- 1	3- 0				
2- 2	0- 1	0- 0	HOME	1- 0	0- 1	1- 0				
4- 2	0- 0	1- 1	AWAY	0- 1	1- 0	2- 0				
0- 0	0- 0	0- 0	NEUTRAL	0- 0	0- 0	0- 0				

RPI 1-25				RPI 26-50				Team's RPI: 46		RPI 51-100				RPI 101+			
RPI	S	Opponent	Score	RPI	S	Opponent	Score			RPI	S	Opponent	Score	RPI	S	Opponent	Score
13	H	Indiana	56 66	33	A	Purdue	59 53			54	A	Minnesota	71 73	101	H	Michigan St.	55 66
20	A	LSU	58 64	39	A	Michigan	57 71			74	H	Nebraska	69 65	113	A	Wisconsin	64 61
				45	H	Virginia	73 63			87	N	Georgia Tech	46 43	123	H	Harvard	74 46
										97	N	Vanderbilt	62 56	161	A	Illinois	75 51
														161	H	Illinois	72 41
														188	A	Penn St.	62 57
														194	H	Towson	67 53
														244	H	Southern U.	78 58
														248	H	Niagara	87 37
														251	A	South Alabama	77 56
														258	H	Marshall	66 41
														342	H	Coppin St.	107 33
LAST 10 Division I																	
				54	A	Minnesota	71 73			74	H	Nebraska	69 65				
				161	H	Illinois	72 41			161	A	Illinois	75 51				
				39	A	Michigan	57 71			33	A	Purdue	59 53				
				101	H	Michigan St.	55 66			13	H	Indiana	56 66				
				188	A	Penn St.	62 57			113	A	Wisconsin	64 61				

Non-Div I Games:

Rutgers

■ Loss, 
 ■ Non-Conf, S Site, 
 ■ Home 
 ■ Away 
 N Neutral

Average RPI Win:	255	WON-LOST	WINNING	LAST 10	STRENGTH OF	OPP. STRENGTH	TEAM	ADJ.	CONF.	ADJ CONF.
Average RPI Loss:	107	RECORD	PCT. RANK	GAMES	SCHEDULE	OF SCHEDULE	RPI	RPI	RPI	RPI
DIV. I ONLY	14- 4	38	8-2	297	257	111	111	23	23	
DIV. I NON-CONF.	4- 2	90	0	260	177	130	130	19	19	
TOTALS	RPI 1-25	RPI 26-50	W-L RECORDS	RPI 51-100	RPI 101-150	RPI 150+				
14- 4	0- 0	0- 1	OVERALL	0- 1	2- 0	12- 2				
7- 1	0- 0	0- 0	HOME	0- 1	1- 0	6- 0				
6- 3	0- 0	0- 1	AWAY	0- 0	1- 0	5- 2				
1- 0	0- 0	0- 0	NEUTRAL	0- 0	0- 0	1- 0				
4- 2	0- 0	0- 1	NON-CONFERENCE	0- 1	0- 0	4- 0				
1- 1	0- 0	0- 0	HOME	0- 1	0- 0	1- 0				
2- 1	0- 0	0- 1	AWAY	0- 0	0- 0	2- 0				
1- 0	0- 0	0- 0	NEUTRAL	0- 0	0- 0	1- 0				
10- 2	0- 0	0- 0	CONFERENCE	0- 0	2- 0	8- 2				
6- 0	0- 0	0- 0	HOME	0- 0	1- 0	5- 0				
4- 2	0- 0	0- 0	AWAY	0- 0	1- 0	3- 2				
0- 0	0- 0	0- 0	NEUTRAL	0- 0	0- 0	0- 0				

RPI	S	Opponent	Score	RPI	S	Opponent	Score	RPI	S	Opponent	Score	RPI	S	Opponent	Score	Team's RPI: 111
37	A	Oklahoma	62 75	60	H	UCF	57 63	125	A	A&M-Corpus Christi	66 44	128	H	Abilene Christian	69 59	
								163	A	New Orleans	50 53	166	A	Sam Houston St.	55 63	
								207	H	Central Ark.	102 41	220	H	Southeastern La.	77 51	
								225	A	Lamar University	54 53	250	A	Tulsa	67 63	
								264	N	UC Santa Barbara	67 56	282	H	Incarnate Word	67 45	
								284	A	Nevada	80 65	285	A	Nicholls St.	78 61	
								311	A	Houston Baptist	59 42	318	H	Alcorn	67 62	
								331	H	McNeese	82 51	338	H	Northwestern St.	89 40	
LAST 10 Division I																
285	A	Nicholls St.	78 61	282	H	Incarnate Word	67 45	207	H	Central Ark.	102 41	125	A	A&M-Corpus Christi	66 44	
166	A	Sam Houston St.	55 63	207	H	Central Ark.	102 41	163	A	New Orleans	50 53	220	H	Southeastern La.	77 51	
128	H	Abilene Christian	69 59													
225	A	Lamar University	54 53													
338	H	Northwestern St.	89 40													

Non-Div I Games: LSU-Shreveport 75 32 Our Lady of the Lak87 75 Cent. Christian (KS104 46

SFA

Loss, Non-Conf, S Site, H Home A Away N Neutral

SIUE										
Average RPI Win:	329	WON-LOST	WINNING	LAST 10	STRENGTH OF	OPP. STRENGTH	TEAM	ADJ.	CONF.	ADJ CONF.
Average RPI Loss:	162	RECORD	PCT. RANK	GAMES	SCHEDULE	OF SCHEDULE	RPI	RPI	RPI	RPI
DIV. I ONLY	3- 17	325	1-9	265	189	327	327	19	19	
DIV. I NON-CONF.	2- 8	295	0	274	120	326	326	22	22	
-----										
TOTALS	RPI 1-25	RPI 26-50	W-L RECORDS	RPI 51-100	RPI 101-150	RPI 150+				
3- 17	0- 0	0- 0	OVERALL	0- 6	0- 3	3- 8				
2- 7	0- 0	0- 0	HOME	0- 3	0- 2	2- 2				
1- 9	0- 0	0- 0	AWAY	0- 3	0- 1	1- 5				
0- 1	0- 0	0- 0	NEUTRAL	0- 0	0- 0	0- 1				
2- 8	0- 0	0- 0	NON-CONFERENCE	0- 4	0- 2	2- 2				
2- 3	0- 0	0- 0	HOME	0- 2	0- 1	2- 0				
0- 4	0- 0	0- 0	AWAY	0- 2	0- 1	0- 1				
0- 1	0- 0	0- 0	NEUTRAL	0- 0	0- 0	0- 1				
1- 9	0- 0	0- 0	CONFERENCE	0- 2	0- 1	1- 6				
0- 4	0- 0	0- 0	HOME	0- 1	0- 1	0- 2				
1- 5	0- 0	0- 0	AWAY	0- 1	0- 0	1- 4				
0- 0	0- 0	0- 0	NEUTRAL	0- 0	0- 0	0- 0				

RPI 1-25				RPI 26-50				RPI 51-100				RPI 101+ Team's RPI: 327			
RPI	S	Opponent	Score	RPI	S	Opponent	Score	RPI	S	Opponent	Score	RPI	S	Opponent	Score
								63	A	Belmont	48 69	118	H	Loyola Chicago	50 63
								68	H	UT Martin	39 79	137	H	Southeast Mo. St.	56 66
								69	A	Illinois St.	53 74	147	A	Missouri	51 68
								74	A	Nebraska	49 63	165	H	Tennessee Tech	50 65
								81	H	Southern Ill.	67 103	173	N	North Ala.	67 85
								90	H	Saint Louis	35 68	195	A	Austin Peay	61 74
												205	A	Murray St.	60 74
												252	A	Morehead St.	69 75
												276	A	Eastern Ky.	46 49
												306	H	Jacksonville St.	44 53
												323	H	Purdue Fort Wayne	57 53
												325	H	Evansville	85 74
												328	A	Georgia St.	73 74
												340	A	Tennessee St.	76 63
-----															
LAST 10 Division I															
				205	A	Murray St.	60 74			165	H	Tennessee Tech	50 65		
				195	A	Austin Peay	61 74			276	A	Eastern Ky.	46 49		
				68	H	UT Martin	39 79			252	A	Morehead St.	69 75		
				137	H	Southeast Mo. St.	56 66			340	A	Tennessee St.	76 63		
				306	H	Jacksonville St.	44 53			63	A	Belmont	48 69		

Non-Div I Games: Quincy

65 70

SIUE

■ Loss, 
 ■ Non-Conf, 
 ■ S Site, 
 ■ H Home 
 ■ A Away 
 N Neutral



Average RPI Win: 257		WON-LOST	WINNING	LAST 10	STRENGTH OF	OPP. STRENGTH	TEAM	ADJ.	CONF.	ADJ CONF.
Average RPI Loss: 188		RECORD	PCT. RANK	GAMES	SCHEDULE	OF SCHEDULE	RPI	RPI	RPI	RPI
DIV. I ONLY		4- 14	308	4-6	274	245	304	304	18	18
DIV. I NON-CONF.		0- 7	338	0	296	262	346	346	17	17
TOTALS	RPI 1-25	RPI 26-50		W-L RECORDS	RPI 51-100		RPI 101-150	RPI 150+		
4- 14	0- 0	0- 1		OVERALL	0- 1		0- 2	4- 10		
1- 5	0- 0	0- 1		HOME	0- 1		0- 0	1- 3		
3- 9	0- 0	0- 0		AWAY	0- 0		0- 2	3- 7		
0- 0	0- 0	0- 0		NEUTRAL	0- 0		0- 0	0- 0		
0- 7	0- 0	0- 1		NON-CONFERENCE	0- 0		0- 1	0- 5		
0- 1	0- 0	0- 1		HOME	0- 0		0- 0	0- 0		
0- 6	0- 0	0- 0		AWAY	0- 0		0- 1	0- 5		
0- 0	0- 0	0- 0		NEUTRAL	0- 0		0- 0	0- 0		
4- 7	0- 0	0- 0		CONFERENCE	0- 1		0- 1	4- 5		
1- 4	0- 0	0- 0		HOME	0- 1		0- 0	1- 3		
3- 3	0- 0	0- 0		AWAY	0- 0		0- 1	3- 2		
0- 0	0- 0	0- 0		NEUTRAL	0- 0		0- 0	0- 0		

RPI 1-25				RPI 26-50				RPI 51-100				RPI 101+				Team's RPI: 304	
RPI	S	Opponent	Score	RPI	S	Opponent	Score	RPI	S	Opponent	Score	RPI	S	Opponent	Score		
				28	H	Ohio St.	74 104	93	H	Montana St.	48 85	116	A	Idaho	44 70		
												136	A	San Jose St.	67 73		
												157	A	Northern Ariz.	107 114		
												157	H	Northern Ariz.	65 85		
												162	A	UC Davis	75 77		
												186	H	Montana	60 64		
												187	A	Portland St.	73 70		
												216	H	Southern Utah	87 82		
												222	A	San Francisco	82 87		
												226	H	Northern Colo.	63 73		
												233	A	Idaho St.	62 80		
												284	A	Nevada	72 83		
												308	A	Eastern Wash.	74 67		
												313	A	Seattle U	84 88		
												314	A	Cal Poly	43 62		
												316	A	Weber St.	91 67		
EAST 10 Division I																	
				116	A	Idaho	44 70	226	H	Northern Colo.	63 73						
				308	A	Eastern Wash.	74 67	316	A	Weber St.	91 67						
				157	H	Northern Ariz.	65 85	157	A	Northern Ariz.	107 114						
				187	A	Portland St.	73 70	233	A	Idaho St.	62 80						
				216	H	Southern Utah	87 82	186	H	Montana	60 64						

Non-Div I Games:	Cal Maritime	86	55	Pacific Union	94	35
------------------	--------------	----	----	---------------	----	----

Sacramento St.

■ Loss, ■ Non-Conf, S Site, H Home A Away N Neutral

## Sacred Heart

Through Games Of Feb. 5, 2020

Average RPI Win:	306	WON-LOST	WINNING	LAST 10	STRENGTH OF	OPP. STRENGTH	TEAM	ADJ.	CONF.	ADJ CONF.
Average RPI Loss:	180	RECORD	PCT. RANK	GAMES	SCHEDULE	OF SCHEDULE	RPI	RPI	RPI	RPI
DIV. I ONLY	7- 13	258	5-5	295	300	288	288	30	30	
DIV. I NON-CONF.	2- 8	295	0	207	170	296	296	30	30	
TOTALS	RPI 1-25	RPI 26-50	W-L RECORDS	RPI 51-100	RPI 101-150	RPI 150+				
7- 13	0- 0	0- 1	OVERALL	0- 3	0- 2	7- 7				
4- 2	0- 0	0- 0	HOME	0- 0	0- 1	4- 1				
2- 10	0- 0	0- 1	AWAY	0- 2	0- 1	2- 6				
1- 1	0- 0	0- 0	NEUTRAL	0- 1	0- 0	1- 0				
2- 8	0- 0	0- 1	NON-CONFERENCE	0- 3	0- 1	2- 3				
1- 1	0- 0	0- 0	HOME	0- 0	0- 1	1- 0				
0- 6	0- 0	0- 1	AWAY	0- 2	0- 0	0- 3				
1- 1	0- 0	0- 0	NEUTRAL	0- 1	0- 0	1- 0				
5- 5	0- 0	0- 0	CONFERENCE	0- 0	0- 1	5- 4				
3- 1	0- 0	0- 0	HOME	0- 0	0- 0	3- 1				
2- 4	0- 0	0- 0	AWAY	0- 0	0- 1	2- 3				
0- 0	0- 0	0- 0	NEUTRAL	0- 0	0- 0	0- 0				

RPI S	Opponent	Score	RPI S	Opponent	Score	RPI S	Opponent	Score	RPI S	Opponent	Score	Team's RPI: 288
36	A Yale	40 87	74	N Nebraska	49 72	122	H Holy Cross	52 65				
			78	A Seton Hall	69 95	149	A Robert Morris	43 73				
			79	A Stony Brook	50 54	188	A Penn St.	65 88				
						206	H Merrimack	63 60				
						212	A Saint Joseph's	44 71				
						213	H Mt. St. Mary's	58 67				
						256	A Saint Francis (PA)	58 60				
						286	A Wagner	79 65				
						305	A St. Francis Brooklyn	70 71				
						307	A Siena	57 68				
						312	H Hofstra	71 44				
						322	A Fairleigh Dickinson	60 65				
						322	H Fairleigh Dickinson	68 53				
						329	N Detroit Mercy	66 60				
						344	A Central Conn. St.	54 52				
						344	H Central Conn. St.	66 58				
LAST 10 Division I												
213	H Mt. St. Mary's	58 67	256	A Saint Francis (PA)	58 60							
305	A St. Francis Brooklyn	70 71	322	A Fairleigh Dickinson	60 65							
344	A Central Conn. St.	54 52	344	H Central Conn. St.	66 58							
322	H Fairleigh Dickinson	68 53	286	A Wagner	79 65							
149	A Robert Morris	43 73	206	H Merrimack	63 60							

Non-Div I Games: Bridgeport 77 63

Sacred Heart

Loss, Non-Conf, S Site, H Home A Away N Neutral

Average RPI Win:	303	WON-LOST	WINNING	LAST 10	STRENGTH OF	OPP. STRENGTH	TEAM	ADJ.	CONF.	ADJ CONF.
Average RPI Loss:	151	RECORD	PCT. RANK	GAMES	SCHEDULE	OF SCHEDULE	RPI	RPI	RPI	RPI
DIV. I ONLY	10- 12	206	7-3	293	267	256	256	30	30	
DIV. I NON-CONF.	2- 9	304	0	66	134	221	221	30	30	
TOTALS	RPI 1-25	RPI 26-50	W-L RECORDS	RPI 51-100	RPI 101-150	RPI 150+				
10- 12	0- 0	0- 3	OVERALL	0- 3	0- 1	10- 5				
5- 4	0- 0	0- 0	HOME	0- 1	0- 1	5- 2				
4- 7	0- 0	0- 2	AWAY	0- 2	0- 0	4- 3				
1- 1	0- 0	0- 1	NEUTRAL	0- 0	0- 0	1- 0				
2- 9	0- 0	0- 3	NON-CONFERENCE	0- 3	0- 1	2- 2				
0- 3	0- 0	0- 0	HOME	0- 1	0- 1	0- 1				
1- 5	0- 0	0- 2	AWAY	0- 2	0- 0	1- 1				
1- 1	0- 0	0- 1	NEUTRAL	0- 0	0- 0	1- 0				
8- 3	0- 0	0- 0	CONFERENCE	0- 0	0- 0	8- 3				
5- 1	0- 0	0- 0	HOME	0- 0	0- 0	5- 1				
3- 2	0- 0	0- 0	AWAY	0- 0	0- 0	3- 2				
0- 0	0- 0	0- 0	NEUTRAL	0- 0	0- 0	0- 0				

[illegible]

Non-Div I Games:

Saint Francis (PA)

Loss, Non-Conf, S Site, H Home A Away N Neutral



## Saint Joseph's

Through Games Of Feb. 5, 2020

Average RPI Win:	<b>196</b>	WON-LOST	WINNING	LAST 10	STRENGTH OF	OPP. STRENGTH	TEAM	ADJ.	CONF.	ADJ CONF.
Average RPI Loss:	<b>121</b>	RECORD	PCT. RANK	GAMES	SCHEDULE	OF SCHEDULE	RPI	RPI	RPI	RPI
DIV. I ONLY	<b>8- 13</b>	<b>246</b>	<b>3-7</b>	<b>113</b>	<b>131</b>	<b>212</b>	<b>212</b>	<b>12</b>	<b>12</b>	
DIV. I NON-CONF.	<b>6- 6</b>	<b>164</b>	<b>1-0</b>	<b>98</b>	<b>163</b>	<b>157</b>	<b>157</b>	<b>12</b>	<b>12</b>	
TOTALS	RPI 1-25	RPI 26-50	W-L RECORDS	RPI 51-100	RPI 101-150	RPI 150+				
8- 13	0- 0	0- 0	OVERALL	1- 6	2- 4	5- 3				
5- 6	0- 0	0- 0	HOME	1- 3	1- 2	3- 1				
2- 5	0- 0	0- 0	AWAY	0- 2	0- 2	2- 1				
1- 2	0- 0	0- 0	NEUTRAL	0- 1	1- 0	0- 1				
6- 6	0- 0	0- 0	NON-CONFERENCE	1- 3	1- 2	4- 1				
4- 2	0- 0	0- 0	HOME	1- 1	0- 1	3- 0				
1- 2	0- 0	0- 0	AWAY	0- 1	0- 1	1- 0				
1- 2	0- 0	0- 0	NEUTRAL	0- 1	1- 0	0- 1				
2- 7	0- 0	0- 0	CONFERENCE	0- 3	1- 2	1- 2				
1- 4	0- 0	0- 0	HOME	0- 2	1- 1	0- 1				
1- 3	0- 0	0- 0	AWAY	0- 1	0- 1	1- 1				
0- 0	0- 0	0- 0	NEUTRAL	0- 0	0- 0	0- 0				

RPI 1-25				RPI 26-50				RPI 51-100				RPI 101+				Team's RPI: 212	
RPI	S	Opponent	Score	RPI	S	Opponent	Score	RPI	S	Opponent	Score	RPI	S	Opponent	Score		
								56	H	Drexel	52	62	104	H	Penn	45	55
								65	H	Dayton	44	59	117	A	Auburn	62	66
								70	H	Temple	67	63	123	N	Harvard	63	39
								78	N	Seton Hall	39	55	142	A	Massachusetts	43	61
								89	A	Villanova	44	60	143	H	George Washington	50	56
								99	A	VCU	40	47	145	H	Richmond	67	56
								100	H	Duquesne	51	58	176	A	Columbia	71	57
													181	H	American	72	51
													183	H	Rhode Island	47	49
													197	N	Furman	48	63
													202	A	La Salle	59	67
													288	H	Sacred Heart	71	44
													292	H	Navy	49	40
													294	A	St. Bonaventure	61	60
LAST 10 Division I																	
				65	H	Dayton	44	59	183	H	Rhode Island	47	49				
				143	H	George Washington	50	56	142	A	Massachusetts	43	61				
				202	A	La Salle	59	67	99	A	VCU	40	47				
				294	A	St. Bonaventure	61	60	145	H	Richmond	67	56				
				100	H	Duquesne	51	58	292	H	Navy	49	40				

Non-Div I Games:

Saint Joseph's

■ Loss, 
 ■ Non-Conf, 
 ■ S Site, 
 ■ H Home 
 ■ A Away 
 N Neutral

Average RPI Win:	166	WON-LOST	WINNING	LAST 10	STRENGTH OF	OPP. STRENGTH	TEAM	ADJ.	CONF.	ADJ CONF.
Average RPI Loss:	92	RECORD	PCT. RANK	GAMES	SCHEDULE	OF SCHEDULE	RPI	RPI	RPI	RPI
DIV. I ONLY	12- 9	127	5-5	80	102	90	90	12	12	
DIV. I NON-CONF.	8- 5	117	1-1	73	84	67	67	12	12	
TOTALS	RPI 1-25	RPI 26-50	W-L RECORDS	RPI 51-100	RPI 101-150	RPI 150+				
12- 9	0- 1	0- 0	OVERALL	5- 4	2- 4	5- 0				
6- 4	0- 1	0- 0	HOME	4- 1	1- 2	1- 0				
6- 5	0- 0	0- 0	AWAY	1- 3	1- 2	4- 0				
0- 0	0- 0	0- 0	NEUTRAL	0- 0	0- 0	0- 0				
8- 5	0- 1	0- 0	NON-CONFERENCE	4- 2	1- 2	3- 0				
4- 2	0- 1	0- 0	HOME	3- 0	1- 1	0- 0				
4- 3	0- 0	0- 0	AWAY	1- 2	0- 1	3- 0				
0- 0	0- 0	0- 0	NEUTRAL	0- 0	0- 0	0- 0				
4- 4	0- 0	0- 0	CONFERENCE	1- 2	1- 2	2- 0				
2- 2	0- 0	0- 0	HOME	1- 1	0- 1	1- 0				
2- 2	0- 0	0- 0	AWAY	0- 1	1- 1	1- 0				
0- 0	0- 0	0- 0	NEUTRAL	0- 0	0- 0	0- 0				

RPI 1-25				RPI 26-50				RPI 51-100 Team's RPI: 90				RPI 101+			
RPI	S	Opponent	Score	RPI	S	Opponent	Score	RPI	S	Opponent	Score	RPI	S	Opponent	Score
19	H	Princeton	50 66					65	A	Dayton	47 48	105	A	Fordham	54 66
								68	H	UT Martin	56 50	107	H	Kansas	60 68
								69	H	Illinois St.	61 56	108	H	Davidson	58 65
								81	A	Southern Ill.	53 61	137	H	Southeast Mo. St.	76 61
								82	H	Colgate	61 51	143	A	George Washington	59 45
								88	A	Cincinnati	60 50	147	A	Missouri	58 83
								97	A	Vanderbilt	50 62	202	A	La Salle	77 61
								99	H	VCU	52 65	208	A	Northern Ky.	67 42
								100	H	Duquesne	53 50	278	A	Indiana St.	55 53
												294	H	St. Bonaventure	72 51
												327	A	SIUE	68 35
LAST 10 Division I															
143	A	George Washington	59 45	99	H	VCU	52 65								
100	H	Duquesne	53 50	202	A	La Salle	77 61								
105	A	Fordham	54 66	108	H	Davidson	58 65								
65	A	Dayton	47 48	278	A	Indiana St.	55 53								
294	H	St. Bonaventure	72 51	107	H	Kansas	60 68								

Non-Div I Games:

Saint Louis

■ Loss, 
 ■ Non-Conf, 
 ■ S Site, 
 ■ H Home 
 ■ A Away 
 N Neutral

## Saint Mary's (CA)

Through Games Of Feb. 5, 2020

Average RPI Win:	222	WON-LOST	WINNING	LAST 10	STRENGTH OF	OPP. STRENGTH	TEAM	ADJ.	CONF.	ADJ CONF.
Average RPI Loss:	114	RECORD	PCT. RANK	GAMES	SCHEDULE	OF SCHEDULE	RPI	RPI	RPI	RPI
DIV. I ONLY	10- 12	206	4-6	132	118	171	171	11	11	
DIV. I NON-CONF.	5- 6	187	0	97	151	174	174	11	11	
TOTALS	RPI 1-25	RPI 26-50	W-L RECORDS	RPI 51-100	RPI 101-150	RPI 150+				
10- 12	0- 2	1- 1	OVERALL	0- 2	0- 3	9- 4				
6- 5	0- 1	1- 1	HOME	0- 1	0- 2	5- 0				
3- 7	0- 1	0- 0	AWAY	0- 1	0- 1	3- 4				
1- 0	0- 0	0- 0	NEUTRAL	0- 0	0- 0	1- 0				
5- 6	0- 1	1- 1	NON-CONFERENCE	0- 1	0- 1	4- 2				
4- 2	0- 1	1- 1	HOME	0- 0	0- 0	3- 0				
0- 4	0- 0	0- 0	AWAY	0- 1	0- 1	0- 2				
1- 0	0- 0	0- 0	NEUTRAL	0- 0	0- 0	1- 0				
5- 6	0- 1	0- 0	CONFERENCE	0- 1	0- 2	5- 2				
2- 3	0- 0	0- 0	HOME	0- 1	0- 2	2- 0				
3- 3	0- 1	0- 0	AWAY	0- 0	0- 0	3- 2				
0- 0	0- 0	0- 0	NEUTRAL	0- 0	0- 0	0- 0				

RPI 1-25				RPI 26-50				RPI 51-100				RPI 101+ Team's RPI: 171			
RPI	S	Opponent	Score	RPI	S	Opponent	Score	RPI	S	Opponent	Score	RPI	S	Opponent	Score
6	A	Gonzaga	49 74	32	H	Western Ky.	80 73	60	A	UCF	58 67	107	A	Kansas	81 86
15	H	NC State	70 87	35	H	Marquette	63 77	64	H	BYU	55 65	114	H	Pacific	66 68
												126	H	San Diego	54 72
												154	A	Portland	65 78
												162	H	UC Davis	83 74
												180	A	Santa Clara	95 87
												185	A	Wyoming	67 69
												214	A	Pepperdine	64 73
												214	H	Pepperdine	85 78
												222	A	San Francisco	86 79
												264	H	UC Santa Barbara	64 43
												267	A	LMU (CA)	70 61
												267	H	LMU (CA)	86 70
												284	A	Nevada	72 78
												294	N	St. Bonaventure	72 57
												314	H	Cal Poly	84 67
LAST 10 Division I															
214	A	Pepperdine	64 73	154	A	Portland	65 78								
267	A	LMU (CA)	70 61	6	A	Gonzaga	49 74								
114	H	Pacific	66 68	267	H	LMU (CA)	86 70								
64	H	BYU	55 65	214	H	Pepperdine	85 78								
126	H	San Diego	54 72	180	A	Santa Clara	95 87								

Non-Div I Games:

Saint Mary's (CA)

Loss, 
Non-Conf, 
S Site, 
H Home
A Away 
N Neutral

## Saint Peter's

Through Games Of Feb. 5, 2020

Average RPI Win:	311	WON-LOST	WINNING	LAST 10	STRENGTH OF	OPP. STRENGTH	TEAM	ADJ.	CONF.	ADJ CONF.
Average RPI Loss:	233	RECORD	PCT. RANK	GAMES	SCHEDULE	OF SCHEDULE	RPI	RPI	RPI	RPI
DIV. I ONLY	5- 14	290	2-8	346	322	337	337	24	24	
DIV. I NON-CONF.	3- 6	235	0	345	345	329	329	25	25	
TOTALS	RPI 1-25	RPI 26-50	W-L RECORDS	RPI 51-100	RPI 101-150	RPI 150+				
5- 14	0- 0	0- 0	OVERALL	0- 1	0- 1	5- 12				
2- 5	0- 0	0- 0	HOME	0- 0	0- 1	2- 4				
3- 9	0- 0	0- 0	AWAY	0- 1	0- 0	3- 8				
0- 0	0- 0	0- 0	NEUTRAL	0- 0	0- 0	0- 0				
3- 6	0- 0	0- 0	NON-CONFERENCE	0- 0	0- 1	3- 5				
1- 2	0- 0	0- 0	HOME	0- 0	0- 1	1- 1				
2- 4	0- 0	0- 0	AWAY	0- 0	0- 0	2- 4				
0- 0	0- 0	0- 0	NEUTRAL	0- 0	0- 0	0- 0				
2- 8	0- 0	0- 0	CONFERENCE	0- 1	0- 0	2- 7				
1- 3	0- 0	0- 0	HOME	0- 0	0- 0	1- 3				
1- 5	0- 0	0- 0	AWAY	0- 1	0- 0	1- 4				
0- 0	0- 0	0- 0	NEUTRAL	0- 0	0- 0	0- 0				

RPI 1-25			RPI 26-50			RPI 51-100			RPI 101+			Team's RPI: 337
RPI	S	Opponent	Score	RPI	S	Opponent	Score	RPI	S	Opponent	Score	
						83 A Marist	76 96					
								134 H Lehigh			71 80	
								169 H Quinnipiac			64 91	
								209 A Fairfield			48 67	
								215 A Manhattan			64 68	
								215 H Manhattan			52 85	
								229 H Morgan St.			78 77	
								237 A Iona			59 69	
								248 A Niagara			89 97	
								262 A Delaware St.			66 89	
								270 A Howard			80 92	
								279 H Monmouth			67 81	
								286 A Wagner			89 90	
								307 H Siena			87 83	
								322 H Fairleigh Dickinson			71 77	
								330 A NJIT			73 76	
								334 A LIU Brooklyn			89 74	
								342 A Coppin St.			82 57	
								343 A Canisius			86 68	
LAST 10 Division I												
						215 A Manhattan	64 68					
						169 H Quinnipiac	64 91					
						343 A Canisius	86 68					
						248 A Niagara	89 97					
						237 A Iona	59 69					
						279 H Monmouth	67 81					
						209 A Fairfield	48 67					
						215 H Manhattan	52 85					
						307 H Siena	87 83					
						83 A Marist	76 96					

Non-Div I Games:

Saint Peter's

■ Loss, 
 ■ Non-Conf, 
 ■ S Site, 
 ■ H Home 
 ■ A Away 
 N Neutral

Average RPI Win:	241	WON-LOST	WINNING	LAST 10	STRENGTH OF	OPP. STRENGTH	TEAM	ADJ.	CONF.	ADJ CONF.
Average RPI Loss:	178	RECORD	PCT. RANK	GAMES	SCHEDULE	OF SCHEDULE	RPI	RPI	RPI	RPI
DIV. I ONLY	11- 7	109	7-3	290	251	166	166	23	23	
DIV. I NON-CONF.	2- 4	235	0	267	155	237	237	19	19	
TOTALS	RPI 1-25	RPI 26-50	W-L RECORDS	RPI 51-100	RPI 101-150	RPI 150+				
11- 7	0- 0	0- 1	OVERALL	0- 0	1- 3	10- 3				
5- 2	0- 0	0- 0	HOME	0- 0	1- 1	4- 1				
6- 5	0- 0	0- 1	AWAY	0- 0	0- 2	6- 2				
0- 0	0- 0	0- 0	NEUTRAL	0- 0	0- 0	0- 0				
2- 4	0- 0	0- 1	NON-CONFERENCE	0- 0	0- 1	2- 2				
1- 0	0- 0	0- 0	HOME	0- 0	0- 0	1- 0				
1- 4	0- 0	0- 1	AWAY	0- 0	0- 1	1- 2				
0- 0	0- 0	0- 0	NEUTRAL	0- 0	0- 0	0- 0				
9- 3	0- 0	0- 0	CONFERENCE	0- 0	1- 2	8- 1				
4- 2	0- 0	0- 0	HOME	0- 0	1- 1	3- 1				
5- 1	0- 0	0- 0	AWAY	0- 0	0- 1	5- 0				
0- 0	0- 0	0- 0	NEUTRAL	0- 0	0- 0	0- 0				

RPI 1-25				RPI 26-50				RPI 51-100				RPI 101+ Team's RPI: 166			
RPI	S	Opponent	Score	RPI	S	Opponent	Score	RPI	S	Opponent	Score	RPI	S	Opponent	Score
				37	A	Oklahoma	71 95					111	H	SFA	63 55
												125	A	A&M-Corpus Christi	54 57
												128	H	Abilene Christian	73 81
												148	A	Texas Tech	57 99
												153	H	Louisiana	77 73
												163	A	New Orleans	78 46
												207	A	Central Ark.	72 54
												220	A	Southeastern La.	84 69
												225	H	Lamar University	68 47
												254	A	Oral Roberts	41 64
												275	A	Ole Miss	69 75
												282	H	Incarnate Word	74 77
												285	H	Nicholls St.	87 71
												302	A	UTSA	81 77
												311	A	Houston Baptist	97 69
												331	H	McNeese	92 59
												338	A	Northwestern St.	79 69
LAST 10 Division I															
				282	H	Incarnate Word	74 77			225	H	Lamar University	68 47		
				111	H	SFA	63 55			207	A	Central Ark.	72 54		
				125	A	A&M-Corpus Christi	54 57			220	A	Southeastern La.	84 69		
				128	H	Abilene Christian	73 81			285	H	Nicholls St.	87 71		
				311	A	Houston Baptist	97 69			331	H	McNeese	92 59		

Non-Div I Games: Jarvis Christian 114 46 Howard Payne 91 49 Wiley 102 52

Sam Houston St.

Average RPI Win:	259	WON-LOST	WINNING	LAST 10	STRENGTH OF	OPP. STRENGTH	TEAM	ADJ.	CONF.	ADJ CONF.
Average RPI Loss:	104	RECORD	PCT. RANK	GAMES	SCHEDULE	OF SCHEDULE	RPI	RPI	RPI	RPI
DIV. I ONLY	10- 11	191	8-2	140	225	144	144	25	25	
DIV. I NON-CONF.	4- 10	259	2-1	58	225	154	154	24	24	
TOTALS	RPI 1-25	RPI 26-50	W-L RECORDS	RPI 51-100	RPI 101-150	RPI 150+				
10- 11	0- 2	0- 1	OVERALL	0- 2	0- 3	10- 3				
3- 3	0- 0	0- 1	HOME	0- 1	0- 0	3- 1				
6- 8	0- 2	0- 0	AWAY	0- 1	0- 3	6- 2				
1- 0	0- 0	0- 0	NEUTRAL	0- 0	0- 0	1- 0				
4- 10	0- 2	0- 1	NON-CONFERENCE	0- 2	0- 3	4- 2				
0- 3	0- 0	0- 1	HOME	0- 1	0- 0	0- 1				
3- 7	0- 2	0- 0	AWAY	0- 1	0- 3	3- 1				
1- 0	0- 0	0- 0	NEUTRAL	0- 0	0- 0	1- 0				
6- 1	0- 0	0- 0	CONFERENCE	0- 0	0- 0	6- 1				
3- 0	0- 0	0- 0	HOME	0- 0	0- 0	3- 0				
3- 1	0- 0	0- 0	AWAY	0- 0	0- 0	3- 1				
0- 0	0- 0	0- 0	NEUTRAL	0- 0	0- 0	0- 0				

RPI 1-25				RPI 26-50				RPI 51-100				RPI 101+ Team's RPI: 144			
RPI	S	Opponent	Score	RPI	S	Opponent	Score	RPI	S	Opponent	Score	RPI	S	Opponent	Score
23	A	Florida St.	59 88	32	H	Western Ky.	84 88	68	A	UT Martin	75 80	105	A	Fordham	37 68
24	A	Kentucky	49 79					75	H	Troy	65 74	110	A	UAB	69 76
												119	A	Florida	48 84
												151	A	UNC Greensboro	56 42
												165	H	Tennessee Tech	57 72
												173	A	North Ala.	79 63
												197	A	Furman	69 77
												205	A	Murray St.	84 56
												218	H	Chattanooga	60 46
												224	A	Kennesaw St.	55 60
												260	H	ETSU	68 34
												271	A	Wofford	74 58
												312	N	Hofstra	65 45
												332	H	Mercer	72 64
												333	A	Alabama St.	83 48
												339	A	Western Caro.	62 50
LAST 10 Division I															
151	A	UNC Greensboro	56 42	197	A	Furman	69 77								
339	A	Western Caro.	62 50	271	A	Wofford	74 58								
260	H	ETSU	68 34	312	N	Hofstra	65 45								
218	H	Chattanooga	60 46	105	A	Fordham	37 68								
332	H	Mercer	72 64	205	A	Murray St.	84 56								

Non-Div I Games: Montevallo 81 60

Samford

■ Loss, 
 ■ Non-Conf, 
 ■ S Site, 
 ■ Home 
 ■ A Away 
 N Neutral

Average RPI Win:	214	WON-LOST	WINNING	LAST 10	STRENGTH OF	OPP. STRENGTH	TEAM	ADJ.	CONF.	ADJ CONF.
Average RPI Loss:	117	RECORD	PCT. RANK	GAMES	SCHEDULE	OF SCHEDULE	RPI	RPI	RPI	RPI
DIV. I ONLY	12- 9	127	7-3	114	164	126	126	11	11	
DIV. I NON-CONF.	5- 5	164	0	212	316	233	233	11	11	
TOTALS	RPI 1-25	RPI 26-50	W-L RECORDS	RPI 51-100	RPI 101-150	RPI 150+				
12- 9	0- 2	0- 0	OVERALL	0- 1	1- 4	11- 2				
6- 5	0- 1	0- 0	HOME	0- 0	0- 3	6- 1				
6- 4	0- 1	0- 0	AWAY	0- 1	1- 1	5- 1				
0- 0	0- 0	0- 0	NEUTRAL	0- 0	0- 0	0- 0				
5- 5	0- 0	0- 0	NON-CONFERENCE	0- 0	0- 4	5- 1				
3- 4	0- 0	0- 0	HOME	0- 0	0- 3	3- 1				
2- 1	0- 0	0- 0	AWAY	0- 0	0- 1	2- 0				
0- 0	0- 0	0- 0	NEUTRAL	0- 0	0- 0	0- 0				
7- 4	0- 2	0- 0	CONFERENCE	0- 1	1- 0	6- 1				
3- 1	0- 1	0- 0	HOME	0- 0	0- 0	3- 0				
4- 3	0- 1	0- 0	AWAY	0- 1	1- 0	3- 1				
0- 0	0- 0	0- 0	NEUTRAL	0- 0	0- 0	0- 0				

RPI	S	Opponent	Score	RPI	S	Opponent	Score	RPI	S	Opponent	Score	RPI	S	Opponent	Score	Team's RPI: 126
6	A	Gonzaga	46 57					64	A	BYU	36 52	114	A	Pacific	66 64	
6	H	Gonzaga	42 57									116	H	Idaho	32 65	
												132	H	Washington	47 65	
												136	A	San Jose St.	82 88	
												148	H	Texas Tech	60 64	
												154	A	Portland	62 58	
												154	H	Portland	74 55	
												171	A	Saint Mary's (CA)	72 54	
												180	H	Santa Clara	50 47	
												194	H	Towson	81 67	
												214	A	Pepperdine	57 73	
												222	H	San Francisco	54 50	
												230	H	Cal St. Fullerton	67 72	
												238	A	San Diego St.	70 47	
												267	A	LMU (CA)	67 59	
												273	H	CSUN	59 40	
												279	H	Monmouth	57 49	
												317	A	Air Force	70 59	
LAST 10 Division I																
154	A	Portland	62 58	171	A	Saint Mary's (CA)	72 54									
6	A	Gonzaga	46 57	64	A	BYU	36 52									
222	H	San Francisco	54 50	6	H	Gonzaga	42 57									
180	H	Santa Clara	50 47	154	H	Portland	74 55									
114	A	Pacific	66 64	267	A	LMU (CA)	67 59									

Non-Div I Games: Biola 81 28

San Diego

Average RPI Win:	<b>243</b>	WON-LOST	WINNING	LAST 10	STRENGTH OF	OPP. STRENGTH	TEAM	ADJ.	CONF.	ADJ CONF.
Average RPI Loss:	<b>177</b>	RECORD	PCT. RANK	GAMES	SCHEDULE	OF SCHEDULE	RPI	RPI	RPI	RPI
DIV. I ONLY	<b>10- 13</b>	<b>219</b>	<b>5-5</b>	<b>189</b>	<b>271</b>	<b>238</b>	<b>238</b>	<b>17</b>	<b>17</b>	
DIV. I NON-CONF.	<b>4- 7</b>	<b>225</b>	<b>0</b>	<b>254</b>	<b>316</b>	<b>293</b>	<b>293</b>	<b>23</b>	<b>23</b>	
TOTALS	RPI 1-25	RPI 26-50	W-L RECORDS	RPI 51-100	RPI 101-150	RPI 150+				
10- 13	0- 0	0- 0	OVERALL	0- 3	0- 3	10- 7				
7- 6	0- 0	0- 0	HOME	0- 1	0- 2	7- 3				
3- 7	0- 0	0- 0	AWAY	0- 2	0- 1	3- 4				
0- 0	0- 0	0- 0	NEUTRAL	0- 0	0- 0	0- 0				
4- 7	0- 0	0- 0	NON-CONFERENCE	0- 0	0- 2	4- 5				
2- 5	0- 0	0- 0	HOME	0- 0	0- 2	2- 3				
2- 2	0- 0	0- 0	AWAY	0- 0	0- 0	2- 2				
0- 0	0- 0	0- 0	NEUTRAL	0- 0	0- 0	0- 0				
6- 6	0- 0	0- 0	CONFERENCE	0- 3	0- 1	6- 2				
5- 1	0- 0	0- 0	HOME	0- 1	0- 0	5- 0				
1- 5	0- 0	0- 0	AWAY	0- 2	0- 1	1- 2				
0- 0	0- 0	0- 0	NEUTRAL	0- 0	0- 0	0- 0				

RPI 1-25				RPI 26-50				RPI 51-100				RPI 101+				Team's RPI: 238	
RPI	S	Opponent	Score	RPI	S	Opponent	Score	RPI	S	Opponent	Score	RPI	S	Opponent	Score		
								66	A	Fresno St.	54	79	126	H	San Diego	47	70
								66	H	Fresno St.	60	65	129	H	California	48	74
								95	A	Boise St.	72	86	136	A	San Jose St.	67	84
													185	A	Wyoming	67	81
													185	H	Wyoming	67	60
													191	H	UNLV	48	39
													192	A	Hawaii	58	61
													194	H	Towson	80	72
													203	H	Arkansas St.	62	71
													204	H	New Mexico	75	74
													230	H	Cal St. Fullerton	55	45
													263	H	Colorado St.	59	49
													264	A	UC Santa Barbara	52	64
													273	H	CSUN	69	74
													280	H	Alabama A&M	53	61
													282	A	Incarnate Word	57	48
													284	A	Nevada	69	70
													287	A	California Baptist	80	68
													296	A	Utah St.	59	51
													296	H	Utah St.	66	62
LAST 10 Division I																	
				296	A	Utah St.	59 51	66	H	Fresno St.	60	65					
				204	H	New Mexico	75 74	95	A	Boise St.	72	86					
				191	H	UNLV	48 39	185	H	Wyoming	67	60					
				185	A	Wyoming	67 81	296	H	Utah St.	66	62					
				284	A	Nevada	69 70	66	A	Fresno St.	54	79					

Non-Div I Games: Westcliff 77 56

San Diego St.



San Francisco

Through Games Of Feb. 5, 2020

Average RPI Win:	236	WON-LOST	WINNING	LAST 10	STRENGTH OF	OPP. STRENGTH	TEAM	ADJ.	CONF.	ADJ CONF.
Average RPI Loss:	123	RECORD	PCT. RANK	GAMES	SCHEDULE	OF SCHEDULE	RPI	RPI	RPI	RPI
DIV. I ONLY	8- 14	254	1-9	142	135	222	222	11	11	
DIV. I NON-CONF.	7- 5	131	0	138	231	127	127	11	11	
TOTALS	RPI 1-25	RPI 26-50	W-L RECORDS	RPI 51-100	RPI 101-150	RPI 150+				
8- 14	0- 3	0- 0	OVERALL	0- 1	1- 4	7- 6				
3- 7	0- 2	0- 0	HOME	0- 0	0- 2	3- 3				
2- 6	0- 0	0- 0	AWAY	0- 1	0- 2	2- 3				
3- 1	0- 1	0- 0	NEUTRAL	0- 0	1- 0	2- 0				
7- 5	0- 2	0- 0	NON-CONFERENCE	0- 0	1- 2	6- 1				
3- 2	0- 1	0- 0	HOME	0- 0	0- 1	3- 0				
1- 2	0- 0	0- 0	AWAY	0- 0	0- 1	1- 1				
3- 1	0- 1	0- 0	NEUTRAL	0- 0	1- 0	2- 0				
1- 9	0- 1	0- 0	CONFERENCE	0- 1	0- 2	1- 5				
0- 5	0- 1	0- 0	HOME	0- 0	0- 1	0- 3				
1- 4	0- 0	0- 0	AWAY	0- 1	0- 1	1- 2				
0- 0	0- 0	0- 0	NEUTRAL	0- 0	0- 0	0- 0				

RPI 1-25				RPI 26-50				RPI 51-100				RPI 101+ Team's RPI: 222			
RPI	S	Opponent	Score	RPI	S	Opponent	Score	RPI	S	Opponent	Score	RPI	S	Opponent	Score
4	H	Stanford	71 97					64	A	BYU	44 57	114	H	Pacific	61 84
6	H	Gonzaga	46 69									116	H	Idaho	60 66
14	N	Mississippi St.	38 73									126	A	San Diego	50 54
												132	A	Washington	54 73
												139	N	Houston	80 57
												154	H	Portland	66 73
												162	A	UC Davis	67 79
												171	H	Saint Mary's (CA)	79 86
												180	A	Santa Clara	72 66
												180	H	Santa Clara	72 80
												214	A	Pepperdine	70 82
												226	A	Northern Colo.	90 83
												230	H	Cal St. Fullerton	71 63
												234	N	Bowling Green	64 56
												267	A	LMU (CA)	69 76
												273	H	CSUN	79 61
												303	N	UC Irvine	68 61
												304	H	Sacramento St.	87 82
LAST 10 Division I															
180	A	Santa Clara	72 66	214	A	Pepperdine	70 82								
126	A	San Diego	50 54	267	A	LMU (CA)	69 76								
64	A	BYU	44 57	180	H	Santa Clara	72 80								
6	H	Gonzaga	46 69	114	H	Pacific	61 84								
154	H	Portland	66 73	171	H	Saint Mary's (CA)	79 86								

Non-Div I Games:

San Francisco

Loss, Non-Conf, S Site, H Home A Away N Neutral

Average RPI Win:	228	WON-LOST	WINNING	LAST 10	STRENGTH OF	OPP. STRENGTH	TEAM	ADJ.	CONF.	ADJ CONF.
Average RPI Loss:	167	RECORD	PCT. RANK	GAMES	SCHEDULE	OF SCHEDULE	RPI	RPI	RPI	RPI
DIV. I ONLY	14- 7	77	7-3	264	199	136	136	17	17	
DIV. I NON-CONF.	5- 5	164	0-1	307	198	245	245	23	23	
TOTALS	RPI 1-25	RPI 26-50	W-L RECORDS	RPI 51-100	RPI 101-150	RPI 150+				
14- 7	0- 0	0- 0	OVERALL	2- 2	1- 0	11- 5				
8- 1	0- 0	0- 0	HOME	2- 1	1- 0	5- 0				
6- 4	0- 0	0- 0	AWAY	0- 0	0- 0	6- 4				
0- 2	0- 0	0- 0	NEUTRAL	0- 1	0- 0	0- 1				
5- 5	0- 0	0- 0	NON-CONFERENCE	1- 1	1- 0	3- 4				
4- 0	0- 0	0- 0	HOME	1- 0	1- 0	2- 0				
1- 3	0- 0	0- 0	AWAY	0- 0	0- 0	1- 3				
0- 2	0- 0	0- 0	NEUTRAL	0- 1	0- 0	0- 1				
9- 2	0- 0	0- 0	CONFERENCE	1- 1	0- 0	8- 1				
4- 1	0- 0	0- 0	HOME	1- 1	0- 0	3- 0				
5- 1	0- 0	0- 0	AWAY	0- 0	0- 0	5- 1				
0- 0	0- 0	0- 0	NEUTRAL	0- 0	0- 0	0- 0				

RPI 1-25				RPI 26-50				RPI 51-100				RPI 101+ Team's RPI: 136			
RPI	S	Opponent	Score	RPI	S	Opponent	Score	RPI	S	Opponent	Score	RPI	S	Opponent	Score
								64	N	BYU	56 75	126	H	San Diego	88 82
								66	H	Fresno St.	76 85	157	N	Northern Ariz.	64 67
								91	H	Buffalo	95 88	180	A	Santa Clara	81 89
								95	H	Boise St.	74 61	185	A	Wyoming	45 80
												191	H	UNLV	62 60
												204	A	New Mexico	81 80
												204	H	New Mexico	89 85
												217	A	CSU Bakersfield	71 75
												238	H	San Diego St.	84 67
												263	A	Colorado St.	58 53
												264	A	UC Santa Barbara	73 70
												284	A	Nevada	72 70
												296	A	Utah St.	76 61
												303	A	UC Irvine	77 79
												304	H	Sacramento St.	73 67
												308	H	Eastern Wash.	84 66
												317	A	Air Force	68 60
LAST 10 Division I															
				185	A	Wyoming	45 80	263	A	Colorado St.	58 53				
				95	H	Boise St.	74 61	284	A	Nevada	72 70				
				317	A	Air Force	68 60	66	H	Fresno St.	76 85				
				204	H	New Mexico	89 85	204	A	New Mexico	81 80				
				191	H	UNLV	62 60	157	N	Northern Ariz.	64 67				

Non-Div I Games: La Verne 128 62

San Jose St.

Santa Clara

Through Games Of Feb. 5, 2020

Average RPI Win: <b>166</b>	WON-LOST	WINNING	LAST 10	STRENGTH OF	OPP. STRENGTH	TEAM	ADJ.	CONF.	ADJ CONF.
Average RPI Loss: <b>143</b>	RECORD	PCT. RANK	GAMES	SCHEDULE	OF SCHEDULE	RPI	RPI	RPI	RPI
DIV. I ONLY	7- 13	258	2-8	87	119	180	180	11	11
DIV. I NON-CONF.	5- 5	164	0	52	174	88	88	11	11
TOTALS	RPI 1-25	RPI 26-50	W-L RECORDS	RPI 51-100	RPI 101-150	RPI 150+			
7- 13	0- 3	0- 0	OVERALL	1- 1	2- 2	4- 7			
3- 5	0- 1	0- 0	HOME	1- 0	2- 0	0- 4			
3- 7	0- 2	0- 0	AWAY	0- 1	0- 2	3- 2			
1- 1	0- 0	0- 0	NEUTRAL	0- 0	0- 0	1- 1			
5- 5	0- 2	0- 0	NON-CONFERENCE	1- 0	1- 1	3- 2			
2- 1	0- 0	0- 0	HOME	1- 0	1- 0	0- 1			
2- 3	0- 2	0- 0	AWAY	0- 0	0- 1	2- 0			
1- 1	0- 0	0- 0	NEUTRAL	0- 0	0- 0	1- 1			
2- 8	0- 1	0- 0	CONFERENCE	0- 1	1- 1	1- 5			
1- 4	0- 1	0- 0	HOME	0- 0	1- 0	0- 3			
1- 4	0- 0	0- 0	AWAY	0- 1	0- 1	1- 2			
0- 0	0- 0	0- 0	NEUTRAL	0- 0	0- 0	0- 0			

RPI 1-25				RPI 26-50				RPI 51-100				RPI 101+ Team's RPI: 180			
RPI	S	Opponent	Score	RPI	S	Opponent	Score	RPI	S	Opponent	Score	RPI	S	Opponent	Score
6	H	Gonzaga	52 <b>67</b>					64	A	BYU	48 <b>71</b>	114	H	Pacific	75 65
8	A	Missouri St.	64 <b>71</b>					66	H	Fresno St.	90 66	126	A	San Diego	47 <b>50</b>
25	A	Arizona	52 <b>65</b>									129	A	California	65 <b>69</b>
												136	H	San Jose St.	89 81
												154	H	Portland	77 <b>80</b>
												162	A	UC Davis	62 61
												171	H	Saint Mary's (CA)	87 <b>95</b>
												186	N	Montana	68 58
												210	N	Delaware	80 <b>81</b>
												214	A	Pepperdine	71 <b>79</b>
												222	A	San Francisco	80 72
												222	H	San Francisco	66 <b>72</b>
												259	H	Long Beach St.	46 <b>54</b>
												267	A	LMU (CA)	59 <b>75</b>
												273	A	CSUN	76 55
LAST 10 Division I															
222	H	San Francisco	66 <b>72</b>	267	A	LMU (CA)	59 <b>75</b>								
64	A	BYU	48 <b>71</b>	214	A	Pepperdine	71 <b>79</b>								
126	A	San Diego	47 <b>50</b>	222	A	San Francisco	80 72								
154	H	Portland	77 <b>80</b>	171	H	Saint Mary's (CA)	87 <b>95</b>								
6	H	Gonzaga	52 <b>67</b>	114	H	Pacific	75 65								

Non-Div I Games: UC Santa Cruz 109 51

Santa Clara

Loss, Non-Conf, S Site, H Home A Away N Neutral

Average RPI Win:	288	WON-LOST	WINNING	LAST 10	STRENGTH OF	OPP. STRENGTH	TEAM	ADJ.	CONF.	ADJ CONF.
Average RPI Loss:	225	RECORD	PCT. RANK	GAMES	SCHEDULE	OF SCHEDULE	RPI	RPI	RPI	RPI
DIV. I ONLY	6- 12	265	4-6	329	341	313	313	31	31	
DIV. I NON-CONF.	3- 7	252	1-1	272	321	305	305	32	32	
TOTALS	RPI 1-25	RPI 26-50	W-L RECORDS	RPI 51-100	RPI 101-150	RPI 150+				
6- 12	0- 0	0- 0	OVERALL	0- 1	0- 2	6- 9				
4- 4	0- 0	0- 0	HOME	0- 1	0- 1	4- 2				
2- 8	0- 0	0- 0	AWAY	0- 0	0- 1	2- 7				
0- 0	0- 0	0- 0	NEUTRAL	0- 0	0- 0	0- 0				
3- 7	0- 0	0- 0	NON-CONFERENCE	0- 1	0- 2	3- 4				
2- 2	0- 0	0- 0	HOME	0- 1	0- 1	2- 0				
1- 5	0- 0	0- 0	AWAY	0- 0	0- 1	1- 4				
0- 0	0- 0	0- 0	NEUTRAL	0- 0	0- 0	0- 0				
3- 5	0- 0	0- 0	CONFERENCE	0- 0	0- 0	3- 5				
2- 2	0- 0	0- 0	HOME	0- 0	0- 0	2- 2				
1- 3	0- 0	0- 0	AWAY	0- 0	0- 0	1- 3				
0- 0	0- 0	0- 0	NEUTRAL	0- 0	0- 0	0- 0				

RPI 1-25			RPI 26-50			RPI 51-100			RPI 101+ Team's RPI: 313		
RPI	S	Opponent	Score	RPI	S	Opponent	Score	RPI	S	Opponent	Score
						93 H Montana St.	65 73	116 H Idaho		84 90	
								132 A Washington		46 78	
								157 A Northern Ariz.		80 88	
								217 H CSU Bakersfield		63 57	
								230 A Cal St. Fullerton		63 81	
								233 A Idaho St.		48 73	
								247 H UMKC		65 76	
								249 H Grand Canyon		48 56	
								259 H Long Beach St.		66 54	
								287 A California Baptist		83 49	
								296 A Utah St.		63 70	
								300 A UTRGV		81 85	
								304 H Sacramento St.		88 84	
								314 A Cal Poly		72 49	
								320 A New Mexico St.		65 83	
								324 A Utah Valley		58 70	
								349 H Chicago St.		80 51	
LAST 10 Division I											
287 A		California Baptist	83 49	324 A		Utah Valley	58 70				
217 H		CSU Bakersfield	63 57	349 H		Chicago St.	80 51				
249 H		Grand Canyon	48 56	247 H		UMKC	65 76				
320 A		New Mexico St.	65 83	230 A		Cal St. Fullerton	63 81				
300 A		UTRGV	81 85	314 A		Cal Poly	72 49				

Non-Div I Games: Warner Pacific 89 47 Saint Martin's 91 81 Central Wash. 75 65

Seattle U

Loss, Non-Conf, S Site, H Home A Away N Neutral

Average RPI Win: <b>169</b>	WON-LOST	WINNING	LAST 10	STRENGTH OF	OPP. STRENGTH	TEAM	ADJ.	CONF.	ADJ CONF.
Average RPI Loss: <b>56</b>	RECORD	PCT. RANK	GAMES	SCHEDULE	OF SCHEDULE	RPI	RPI	RPI	RPI
DIV. I ONLY	<b>14- 8</b>	<b>95</b>	<b>6-4</b>	<b>74</b>	<b>66</b>	<b>78</b>	<b>78</b>	<b>6</b>	<b>6</b>
DIV. I NON-CONF.	<b>7- 4</b>	<b>100</b>	<b>0</b>	<b>55</b>	<b>104</b>	<b>76</b>	<b>76</b>	<b>6</b>	<b>6</b>
TOTALS	RPI 1-25	RPI 26-50	W-L RECORDS	RPI 51-100	RPI 101-150	RPI 150+			
14- 8	0- 3	1- 2	OVERALL	4- 2	1- 1	8- 0			
7- 4	0- 2	1- 1	HOME	1- 1	1- 0	4- 0			
5- 3	0- 1	0- 1	AWAY	2- 0	0- 1	3- 0			
2- 1	0- 0	0- 0	NEUTRAL	1- 1	0- 0	1- 0			
7- 4	0- 2	0- 0	NON-CONFERENCE	2- 1	0- 1	5- 0			
4- 2	0- 2	0- 0	HOME	1- 0	0- 0	3- 0			
1- 1	0- 0	0- 0	AWAY	0- 0	0- 1	1- 0			
2- 1	0- 0	0- 0	NEUTRAL	1- 1	0- 0	1- 0			
7- 4	0- 1	1- 2	CONFERENCE	2- 1	1- 0	3- 0			
3- 2	0- 0	1- 1	HOME	0- 1	1- 0	1- 0			
4- 2	0- 1	0- 1	AWAY	2- 0	0- 0	2- 0			
0- 0	0- 0	0- 0	NEUTRAL	0- 0	0- 0	0- 0			

RPI 1-25				RPI 26-50				RPI 51-100 Team's RPI: 78				RPI 101+			
RPI	S	Opponent	Score	RPI	S	Opponent	Score	RPI	S	Opponent	Score	RPI	S	Opponent	Score
10	H	UConn	78 <b>92</b>	31	H	Creighton	82 70	87	N	Georgia Tech	54 <b>79</b>	133	H	Providence	97 55
19	H	Princeton	76 <b>78</b>	35	A	Marquette	60 <b>81</b>	89	A	Villanova	65 63	134	A	Lehigh	68 <b>75</b>
21	A	DePaul	68 <b>85</b>	49	H	St. John's (NY)	66 <b>82</b>	89	H	Villanova	55 <b>61</b>	156	H	Lafayette	74 50
								94	A	Butler	67 62	209	H	Fairfield	74 44
								97	N	Vanderbilt	69 65	212	N	Saint Joseph's	55 39
								99	H	VCU	53 33	237	A	Iona	89 37
												240	A	Georgetown	61 47
												240	H	Georgetown	79 60
												241	A	Xavier	83 61
												288	H	Sacred Heart	95 69
LAST 10 Division I															
				89	A	Villanova	65 63	35	A	Marquette	60 <b>81</b>				
				240	A	Georgetown	61 47	21	A	DePaul	68 <b>85</b>				
				49	H	St. John's (NY)	66 <b>82</b>	240	H	Georgetown	79 60				
				133	H	Providence	97 55	89	H	Villanova	55 <b>61</b>				
				31	H	Creighton	82 70	241	A	Xavier	83 61				

Non-Div I Games:

Seton Hall

■ Loss, 
 ■ Non-Conf, 
 ■ S Site, 
 ■ H Home 
 ■ A Away 
 N Neutral

Average RPI Win: 302		WON-LOST	WINNING	LAST 10	STRENGTH OF	OPP. STRENGTH	TEAM	ADJ.	CONF.	ADJ CONF.
Average RPI Loss: 185		RECORD	PCT. RANK	GAMES	SCHEDULE	OF SCHEDULE	RPI	RPI	RPI	RPI
DIV. I ONLY		6- 13	274	4-6	262	347	307	307	24	24
DIV. I NON-CONF.		2- 7	288	0	118	344	289	289	25	25
TOTALS		RPI 1-25	RPI 26-50	W-L RECORDS	RPI 51-100	RPI 101-150	RPI 150+			
6- 13	0- 0		0- 0	OVERALL	0- 2	0- 3	6- 8			
5- 4	0- 0		0- 0	HOME	0- 0	0- 0	5- 4			
1- 9	0- 0		0- 0	AWAY	0- 2	0- 3	1- 4			
0- 0	0- 0		0- 0	NEUTRAL	0- 0	0- 0	0- 0			
2- 7	0- 0		0- 0	NON-CONFERENCE	0- 1	0- 3	2- 3			
2- 1	0- 0		0- 0	HOME	0- 0	0- 0	2- 1			
0- 6	0- 0		0- 0	AWAY	0- 1	0- 3	0- 2			
0- 0	0- 0		0- 0	NEUTRAL	0- 0	0- 0	0- 0			
4- 6	0- 0		0- 0	CONFERENCE	0- 1	0- 0	4- 5			
3- 3	0- 0		0- 0	HOME	0- 0	0- 0	3- 3			
1- 3	0- 0		0- 0	AWAY	0- 1	0- 0	1- 2			
0- 0	0- 0		0- 0	NEUTRAL	0- 0	0- 0	0- 0			

RPI 1-25				RPI 26-50				RPI 51-100				RPI 101+			
RPI	S	Opponent	Score	RPI	S	Opponent	Score	RPI	S	Opponent	Score	RPI	S	Opponent	Score
								82	A	Colgate	51 88	104	A	Penn	44 92
								86	A	Rider	66 70	123	A	Harvard	51 68
												142	A	Massachusetts	55 61
												169	H	Quinnipiac	52 66
												184	A	Fla. Atlantic	39 83
												189	H	Binghamton	62 89
												209	H	Fairfield	35 65
												215	H	Manhattan	50 80
												248	A	Niagara	61 68
												248	H	Niagara	59 54
												279	H	Monmouth	51 39
												288	H	Sacred Heart	68 57
												309	H	Albany (NY)	52 46
												322	A	Fairleigh Dickinson	58 67
												337	A	Saint Peter's	83 87
												343	A	Canisius	68 63
												343	H	Canisius	72 43

Non-Div I Games:

## Siena

Loss, Non-Conf, S Site, H Home A Away N Neutral



# South Carolina

Through Games Of Feb. 5, 2020

Average RPI Win:	108	WON-LOST	WINNING	LAST 10	STRENGTH OF	OPP. STRENGTH	TEAM	ADJ.	CONF.	ADJ CONF.
Average RPI Loss:	13	RECORD	PCT. RANK	GAMES	SCHEDULE	OF SCHEDULE	RPI	RPI	RPI	RPI
DIV. I ONLY	21- 1	2	10-0	18	7	2	2	4	4	
DIV. I NON-CONF.	12- 1	9	1-0	46	7	6	6	5	5	
TOTALS	RPI 1-25	RPI 26-50		W-L RECORDS		RPI 51-100	RPI 101-150	RPI 150+		
21- 1	4- 1	5- 0		OVERALL		6- 0	1- 0	5- 0		
10- 0	2- 0	5- 0		HOME		0- 0	0- 0	3- 0		
9- 0	1- 0	0- 0		AWAY		5- 0	1- 0	2- 0		
2- 1	1- 1	0- 0		NEUTRAL		1- 0	0- 0	0- 0		
12- 1	2- 1	3- 0		NON-CONFERENCE		3- 0	0- 0	4- 0		
6- 0	0- 0	3- 0		HOME		0- 0	0- 0	3- 0		
4- 0	1- 0	0- 0		AWAY		2- 0	0- 0	1- 0		
2- 1	1- 1	0- 0		NEUTRAL		1- 0	0- 0	0- 0		
9- 0	2- 0	2- 0		CONFERENCE		3- 0	1- 0	1- 0		
4- 0	2- 0	2- 0		HOME		0- 0	0- 0	0- 0		
5- 0	0- 0	0- 0		AWAY		3- 0	1- 0	1- 0		
0- 0	0- 0	0- 0		NEUTRAL		0- 0	0- 0	0- 0		

RPI	S	Opponent	Score	RPI	S	Opponent	Score	RPI	S	Opponent	Score	RPI	S	Opponent	Score
7	N	Baylor	74 59	33	H	Purdue	85 49	65	A	Dayton	75 49	147	A	Missouri	78 45
9	A	Maryland	63 54	40	H	Arkansas	91 82	70	A	Temple	78 71	175	A	Clemson	84 48
13	N	Indiana	57 71	42	H	Duke	89 46	72	A	Alabama	93 78	275	A	Ole Miss	87 32
14	H	Mississippi St.	81 79	44	H	Tennessee	69 48	77	A	Georgia	88 53	277	H	Appalachian St.	92 50
24	H	Kentucky	99 72	47	H	South Dakota	73 60	84	N	Washington St.	68 53	333	H	Alabama St.	103 43
								97	A	Vanderbilt	93 57	335	H	USC Upstate	112 32
LAST 10 Division I															
				44	H	Tennessee	69 48	97	A	Vanderbilt	93 57				
				275	A	Ole Miss	87 32	40	H	Arkansas	91 82				
				77	A	Georgia	88 53	72	A	Alabama	93 78				
				14	H	Mississippi St.	81 79	24	H	Kentucky	99 72				
				147	A	Missouri	78 45	47	H	South Dakota	73 60				

Non-Div I Games:

South Carolina

Loss, Non-Conf, S Site, H Home A Away N Neutral



<div> <div> <div>Average RPI Win: 336</div> <div>Average RPI Loss: 241</div> </div> <div> <div>WON-LOST</div> <div>RECORD</div> </div> <div> <div>WINNING</div> <div>PCT. RANK</div> </div> <div> <div>LAST 10</div> <div>GAMES</div> </div> </div>				STRENGTH OF SCHEDULE	OPP. STRENGTH OF SCHEDULE	TEAM RPI	ADJ. RPI	CONF. RPI	ADJ CONF. RPI
DIV. I ONLY				343	350	350	350	29	29
DIV. I NON-CONF.				324	350	347	347	29	29
TOTALS	RPI 1-25	RPI 26-50	W-L RECORDS	RPI 51-100	RPI 101-150	RPI 150+			
3- 19	0- 0	0- 0	OVERALL	0- 0	0- 3	3- 16			
1- 7	0- 0	0- 0	HOME	0- 0	0- 1	1- 6			
2- 11	0- 0	0- 0	AWAY	0- 0	0- 2	2- 9			
0- 1	0- 0	0- 0	NEUTRAL	0- 0	0- 0	0- 1			
1- 12	0- 0	0- 0	NON-CONFERENCE	0- 0	0- 1	1- 11			
0- 5	0- 0	0- 0	HOME	0- 0	0- 0	0- 5			
1- 6	0- 0	0- 0	AWAY	0- 0	0- 1	1- 5			
0- 1	0- 0	0- 0	NEUTRAL	0- 0	0- 0	0- 1			
2- 7	0- 0	0- 0	CONFERENCE	0- 0	0- 2	2- 5			
1- 2	0- 0	0- 0	HOME	0- 0	0- 1	1- 1			
1- 5	0- 0	0- 0	AWAY	0- 0	0- 1	1- 4			
0- 0	0- 0	0- 0	NEUTRAL	0- 0	0- 0	0- 0			

[illegible]

Non-Div I Games:

South Carolina St.

Loss, Non-Conf, S Site, H Home A Away N Neutral

# South Dakota

Through Games Of Feb. 5, 2020

Average RPI Win:	197	WON-LOST	WINNING	LAST 10	STRENGTH OF	OPP. STRENGTH	TEAM	ADJ.	CONF.	ADJ CONF.
Average RPI Loss:	5	RECORD	PCT. RANK	GAMES	SCHEDULE	OF SCHEDULE	RPI	RPI	RPI	RPI
DIV. I ONLY	20- 2	8	10-0	261	57	47	47	20	20	
DIV. I NON-CONF.	10- 2	29	0	109	2	24	24	18	18	
TOTALS	RPI 1-25	RPI 26-50	W-L RECORDS	RPI 51-100	RPI 101-150	RPI 150+				
20- 2	0- 2	3- 0	OVERALL	1- 0	4- 0	12- 0				
10- 1	0- 1	2- 0	HOME	1- 0	1- 0	6- 0				
8- 1	0- 1	0- 0	AWAY	0- 0	3- 0	5- 0				
2- 0	0- 0	1- 0	NEUTRAL	0- 0	0- 0	1- 0				
10- 2	0- 2	3- 0	NON-CONFERENCE	0- 0	4- 0	3- 0				
5- 1	0- 1	2- 0	HOME	0- 0	1- 0	2- 0				
3- 1	0- 1	0- 0	AWAY	0- 0	3- 0	0- 0				
2- 0	0- 0	1- 0	NEUTRAL	0- 0	0- 0	1- 0				
10- 0	0- 0	0- 0	CONFERENCE	1- 0	0- 0	9- 0				
5- 0	0- 0	0- 0	HOME	1- 0	0- 0	4- 0				
5- 0	0- 0	0- 0	AWAY	0- 0	0- 0	5- 0				
0- 0	0- 0	0- 0	NEUTRAL	0- 0	0- 0	0- 0				

RPI 1-25				RPI 26-50				Team's RPI: 47	RPI 51-100				RPI 101+			
RPI	S	Opponent	Score	RPI	S	Opponent	Score		RPI	S	Opponent	Score	RPI	S	Opponent	Score
2	A	South Carolina	60 73	27	H	Drake	102 94		67	H	South Dakota St.	83 48	103	A	Utah	84 81
8	H	Missouri St.	66 74	28	N	Ohio St.	68 53						127	A	Northeastern	80 76
				31	H	Creighton	72 65						135	A	Green Bay	66 60
													147	H	Missouri	72 56
													177	N	Northern Ill.	91 48
													186	H	Montana	96 64
													211	A	Western Ill.	96 65
													254	H	Oral Roberts	79 56
													290	A	North Dakota St.	80 36
													291	A	Denver	92 60
													291	H	Denver	104 61
													293	A	Omaha	71 39
													293	H	Omaha	77 44
													323	A	Purdue Fort Wayne	62 41
													323	H	Purdue Fort Wayne	79 25
													342	H	Coppin St.	82 44
LAST 10 Division I																
291	A	Denver	92 60	290	A	North Dakota St.	80 36									
293	A	Omaha	71 39	293	H	Omaha	77 44									
254	H	Oral Roberts	79 56	291	H	Denver	104 61									
323	H	Purdue Fort Wayne	79 25	323	A	Purdue Fort Wayne	62 41									
67	H	South Dakota St.	83 48	211	A	Western Ill.	96 65									

Non-Div I Games: Mt. Marty 110 39

South Dakota

Loss, Non-Conf, S Site, H Home A Away N Neutral

Average RPI Win:	218	WON-LOST	WINNING	LAST 10	STRENGTH OF	OPP. STRENGTH	TEAM	ADJ.	CONF.	ADJ CONF.
Average RPI Loss:	26	RECORD	PCT. RANK	GAMES	SCHEDULE	OF SCHEDULE	RPI	RPI	RPI	RPI
DIV. I ONLY	16- 7	66	9-1	121	92	67	67	20	20	
DIV. I NON-CONF.	7- 6	161	0	50	5	80	80	18	18	
TOTALS	RPI 1-25	RPI 26-50	W-L RECORDS	RPI 51-100	RPI 101-150	RPI 150+				
16- 7	0- 2	0- 5	OVERALL	2- 0	2- 0	12- 0				
8- 2	0- 1	0- 1	HOME	1- 0	0- 0	7- 0				
6- 4	0- 1	0- 3	AWAY	0- 0	1- 0	5- 0				
2- 1	0- 0	0- 1	NEUTRAL	1- 0	1- 0	0- 0				
7- 6	0- 2	0- 4	NON-CONFERENCE	2- 0	2- 0	3- 0				
4- 2	0- 1	0- 1	HOME	1- 0	0- 0	3- 0				
1- 3	0- 1	0- 2	AWAY	0- 0	1- 0	0- 0				
2- 1	0- 0	0- 1	NEUTRAL	1- 0	1- 0	0- 0				
9- 1	0- 0	0- 1	CONFERENCE	0- 0	0- 0	9- 0				
4- 0	0- 0	0- 0	HOME	0- 0	0- 0	4- 0				
5- 1	0- 0	0- 1	AWAY	0- 0	0- 0	5- 0				
0- 0	0- 0	0- 0	NEUTRAL	0- 0	0- 0	0- 0				

RPI 1-25				RPI 26-50				RPI 51-100 Team's RPI: 67				RPI 101+			
RPI	S	Opponent	Score	RPI	S	Opponent	Score	RPI	S	Opponent	Score	RPI	S	Opponent	Score
1	A	Oregon	56 95	26	N	FGCU	70 71	80	N	South Fla.	61 50	106	N	Notre Dame	65 59
18	H	Central Mich.	74 79	27	A	Drake	67 74	93	H	Montana St.	60 50	135	A	Green Bay	60 55
				31	A	Creighton	48 61					185	H	Wyoming	67 40
				35	H	Marquette	58 65					200	H	North Dakota	99 64
				47	A	South Dakota	48 83					211	A	Western Ill.	89 48
												211	H	Western Ill.	75 45
												218	H	Chattanooga	71 56
												254	A	Oral Roberts	76 61
												254	H	Oral Roberts	58 44
												290	H	North Dakota St.	60 52
												291	A	Denver	86 79
												293	A	Omaha	68 51
												323	A	Purdue Fort Wayne	100 69
												342	H	Coppin St.	94 41
LAST 10 Division I															
254	A	Oral Roberts	76 61	323	A	Purdue Fort Wayne	100 69								
211	A	Western Ill.	89 48	291	A	Denver	86 79								
290	H	North Dakota St.	60 52	211	H	Western Ill.	75 45								
47	A	South Dakota	48 83	254	H	Oral Roberts	58 44								
200	H	North Dakota	99 64	293	A	Omaha	68 51								

Non-Div I Games: Dakota Wesleyan 77 46

South Dakota St.

■ Loss, 
 ■ Non-Conf, 
 ■ S Site, 
 ■ Home 
 ■ A Away 
 N Neutral

Average RPI Win:	176	WON-LOST	WINNING	LAST 10	STRENGTH OF	OPP. STRENGTH	TEAM	ADJ.	CONF.	ADJ CONF.
Average RPI Loss:	70	RECORD	PCT. RANK	GAMES	SCHEDULE	OF SCHEDULE	RPI	RPI	RPI	RPI
DIV. I ONLY	13- 9	115	6-4	37	105	80	80	9	9	
DIV. I NON-CONF.	8- 6	138	1-1	31	160	96	96	9	9	
TOTALS	RPI 1-25	RPI 26-50	W-L RECORDS	RPI 51-100	RPI 101-150	RPI 150+				
13- 9	0- 2	1- 1	OVERALL	2- 4	4- 1	6- 1				
11- 1	0- 0	1- 0	HOME	2- 1	3- 0	5- 0				
2- 4	0- 1	0- 0	AWAY	0- 2	1- 0	1- 1				
0- 4	0- 1	0- 1	NEUTRAL	0- 1	0- 1	0- 0				
8- 6	0- 2	1- 1	NON-CONFERENCE	1- 1	1- 1	5- 1				
8- 0	0- 0	1- 0	HOME	1- 0	1- 0	5- 0				
0- 2	0- 1	0- 0	AWAY	0- 0	0- 0	0- 1				
0- 4	0- 1	0- 1	NEUTRAL	0- 1	0- 1	0- 0				
5- 3	0- 0	0- 0	CONFERENCE	1- 3	3- 0	1- 0				
3- 1	0- 0	0- 0	HOME	1- 1	2- 0	0- 0				
2- 2	0- 0	0- 0	AWAY	0- 2	1- 0	1- 0				
0- 0	0- 0	0- 0	NEUTRAL	0- 0	0- 0	0- 0				

RPI	S	Opponent	Score	RPI	S	Opponent	Score	RPI	S	Opponent	Score	RPI	S	Opponent	Score
7	A	Baylor	46 58	26	N	FGCU	77 81	60	H	UCF	57 64	106	N	Notre Dame	51 67
14	N	Mississippi St.	61 86	38	H	Texas	64 57	67	N	South Dakota St.	50 61	116	H	Idaho	67 64
								70	A	Temple	66 69	139	H	Houston	74 45
								88	A	Cincinnati	55 60	141	H	Tulane	63 56
								88	H	Cincinnati	76 68	150	A	Wichita St.	56 50
								99	H	VCU	77 55	182	H	Jacksonville	70 39
												191	A	UNLV	51 61
												227	H	Brown	70 60
												250	A	Tulsa	68 52
												256	H	Saint Francis (PA)	62 23
												270	H	Howard	82 53
												333	H	Alabama St.	80 29
LAST 10 Division I															
88	A	Cincinnati	55 60	70	A	Temple	66 69								
139	H	Houston	74 45	250	A	Tulsa	68 52								
141	H	Tulane	63 56	88	H	Cincinnati	76 68								
150	A	Wichita St.	56 50	227	H	Brown	70 60								
60	H	UCF	57 64	191	A	UNLV	51 61								

Non-Div I Games:

South Fla.

■ Loss, 
■ Non-Conf, 
■ S Site, 
■ H Home 
■ A Away 
N Neutral

Average RPI Win:	250	WON-LOST	WINNING	LAST 10	STRENGTH OF	OPP. STRENGTH	TEAM	ADJ.	CONF.	ADJ CONF.
Average RPI Loss:	149	RECORD	PCT. RANK	GAMES	SCHEDULE	OF SCHEDULE	RPI	RPI	RPI	RPI
DIV. I ONLY	14- 5	45	8-2	338	186	137	137	19	19	
DIV. I NON-CONF.	6- 3	90	0	341	158	158	158	22	22	
TOTALS	RPI 1-25	RPI 26-50	W-L RECORDS	RPI 51-100	RPI 101-150	RPI 150+				
14- 5	0- 0	0- 0	OVERALL	1- 2	0- 0	13- 3				
5- 1	0- 0	0- 0	HOME	1- 1	0- 0	4- 0				
9- 4	0- 0	0- 0	AWAY	0- 1	0- 0	9- 3				
0- 0	0- 0	0- 0	NEUTRAL	0- 0	0- 0	0- 0				
6- 3	0- 0	0- 0	NON-CONFERENCE	1- 1	0- 0	5- 2				
2- 0	0- 0	0- 0	HOME	1- 0	0- 0	1- 0				
4- 3	0- 0	0- 0	AWAY	0- 1	0- 0	4- 2				
0- 0	0- 0	0- 0	NEUTRAL	0- 0	0- 0	0- 0				
8- 2	0- 0	0- 0	CONFERENCE	0- 1	0- 0	8- 1				
3- 1	0- 0	0- 0	HOME	0- 1	0- 0	3- 0				
5- 1	0- 0	0- 0	AWAY	0- 0	0- 0	5- 1				
0- 0	0- 0	0- 0	NEUTRAL	0- 0	0- 0	0- 0				

RPI S	Opponent	Score	RPI S	Opponent	Score	RPI S	Opponent	Score	RPI S	Opponent	Score	Team's RPI: 137
						63	H Belmont	45 57	178	A Eastern Mich.	64 69	
						81	H Southern Ill.	79 65	195	A Austin Peay	79 66	
						90	A Saint Louis	61 76	195	H Austin Peay	81 43	
									203	A Arkansas St.	79 67	
									205	A Murray St.	62 70	
									205	H Murray St.	88 73	
									211	A Western Ill.	91 97	
									231	A Eastern Ill.	77 65	
									252	A Morehead St.	67 61	
									275	A Ole Miss	70 53	
									276	A Eastern Ky.	60 44	
									278	A Indiana St.	68 58	
									323	A Purdue Fort Wayne	58 48	
									325	H Evansville	83 60	
									327	A SIUE	66 56	
									340	H Tennessee St.	83 54	
LAST 10 Division I												
			276	A Eastern Ky.	60 44		195	H Austin Peay	81 43			
			252	A Morehead St.	67 61		340	H Tennessee St.	83 54			
			231	A Eastern Ill.	77 65		63	H Belmont	45 57			
			327	A SIUE	66 56		205	A Murray St.	62 70			
			205	H Murray St.	88 73		195	A Austin Peay	79 66			

Non-Div I Games: Harris-Stowe 106 64 Mo.-St. Louis 70 56

Southeast Mo. St.

Loss, Non-Conf, S Site, H Home A Away N Neutral

Average RPI Win:	247	WON-LOST	WINNING	LAST 10	STRENGTH OF	OPP. STRENGTH	TEAM	ADJ.	CONF.	ADJ CONF.
Average RPI Loss:	157	RECORD	PCT. RANK	GAMES	SCHEDULE	OF SCHEDULE	RPI	RPI	RPI	RPI
DIV. I ONLY	8- 11	227	5-5	238	246	220	220	23	23	
DIV. I NON-CONF.	2- 6	279	0-1	159	196	225	225	19	19	
TOTALS	RPI 1-25	RPI 26-50	W-L RECORDS	RPI 51-100	RPI 101-150	RPI 150+				
8- 11	0- 1	0- 0	OVERALL	0- 1	1- 3	7- 6				
4- 3	0- 0	0- 0	HOME	0- 0	1- 0	3- 3				
4- 8	0- 1	0- 0	AWAY	0- 1	0- 3	4- 3				
0- 0	0- 0	0- 0	NEUTRAL	0- 0	0- 0	0- 0				
2- 6	0- 1	0- 0	NON-CONFERENCE	0- 1	0- 1	2- 3				
1- 0	0- 0	0- 0	HOME	0- 0	0- 0	1- 0				
1- 6	0- 1	0- 0	AWAY	0- 1	0- 1	1- 3				
0- 0	0- 0	0- 0	NEUTRAL	0- 0	0- 0	0- 0				
6- 5	0- 0	0- 0	CONFERENCE	0- 0	1- 2	5- 3				
3- 3	0- 0	0- 0	HOME	0- 0	1- 0	2- 3				
3- 2	0- 0	0- 0	AWAY	0- 0	0- 2	3- 0				
0- 0	0- 0	0- 0	NEUTRAL	0- 0	0- 0	0- 0				

RPI 1-25				RPI 26-50				RPI 51-100				RPI 101+ Team's RPI: 220			
RPI	S	Opponent	Score	RPI	S	Opponent	Score	RPI	S	Opponent	Score	RPI	S	Opponent	Score
20	A	LSU	52 62					72	A	Alabama	50 87	111	A	SFA	51 77
												125	H	A&M-Corpus Christi	48 44
												128	A	Abilene Christian	53 61
												139	A	Houston	65 78
												153	A	Louisiana	50 60
												158	H	Jackson St.	63 59
												163	H	New Orleans	73 57
												166	H	Sam Houston St.	69 84
												190	A	Southern Miss.	54 62
												207	H	Central Ark.	63 42
												225	H	Lamar University	57 65
												235	A	Louisiana Tech	78 92
												285	H	Nicholls St.	65 67
												311	A	Houston Baptist	69 59
												331	A	McNeese	74 67
												338	A	Northwestern St.	72 56
												345	A	La.-Monroe	65 52
LAST 10 Division I															
163	H	New Orleans	73 57	285	H	Nicholls St.	65 67								
207	H	Central Ark.	63 42	166	H	Sam Houston St.	69 84								
338	A	Northwestern St.	72 56	125	H	A&M-Corpus Christi	48 44								
331	A	McNeese	74 67	111	A	SFA	51 77								
128	A	Abilene Christian	53 61	72	A	Alabama	50 87								

Non-Div I Games: LSU-Alexandria 89 67

Southeastern La.

■ Loss, 
 ■ Non-Conf, S Site, 
 ■ Home 
 ■ Away 
 N Neutral

Average RPI Win:	177	WON-LOST	WINNING	LAST 10	STRENGTH OF	OPP. STRENGTH	TEAM	ADJ.	CONF.	ADJ CONF.
Average RPI Loss:	62	RECORD	PCT. RANK	GAMES	SCHEDULE	OF SCHEDULE	RPI	RPI	RPI	RPI
DIV. I ONLY	11- 10	169	3-7	32	63	85	85	1	1	
DIV. I NON-CONF.	8- 3	68	0	181	183	100	100	1	1	
TOTALS	RPI 1-25	RPI 26-50	W-L RECORDS	RPI 51-100	RPI 101-150	RPI 150+				
11- 10	1- 4	1- 3	OVERALL	2- 1	1- 1	6- 1				
8- 3	1- 2	1- 1	HOME	1- 0	1- 0	4- 0				
2- 6	0- 2	0- 2	AWAY	0- 0	0- 1	2- 1				
1- 1	0- 0	0- 0	NEUTRAL	1- 1	0- 0	0- 0				
8- 3	0- 1	1- 0	NON-CONFERENCE	1- 1	0- 0	6- 1				
5- 1	0- 1	1- 0	HOME	0- 0	0- 0	4- 0				
2- 1	0- 0	0- 0	AWAY	0- 0	0- 0	2- 1				
1- 1	0- 0	0- 0	NEUTRAL	1- 1	0- 0	0- 0				
3- 7	1- 3	0- 3	CONFERENCE	1- 0	1- 1	0- 0				
3- 2	1- 1	0- 1	HOME	1- 0	1- 0	0- 0				
0- 5	0- 2	0- 2	AWAY	0- 0	0- 1	0- 0				
0- 0	0- 0	0- 0	NEUTRAL	0- 0	0- 0	0- 0				

RPI 1-25				RPI 26-50				RPI 51-100 Team's RPI: 85				RPI 101+			
RPI	S	Opponent	Score	RPI	S	Opponent	Score	RPI	S	Opponent	Score	RPI	S	Opponent	Score
5	A	UCLA	59 83	30	A	Arizona St.	75 76	72	N	Alabama	60 57	103	A	Utah	65 67
5	H	UCLA	70 68	30	H	Arizona St.	54 63	74	N	Nebraska	54 67	132	H	Washington	81 78
17	H	Texas A&M	64 74	45	H	Virginia	59 49	84	H	Washington St.	74 63	191	H	UNLV	75 54
25	A	Arizona	57 73	50	A	Colorado	53 66					259	H	Long Beach St.	57 40
25	H	Arizona	57 65									264	A	UC Santa Barbara	46 57
												273	A	CSUN	69 53
												284	H	Nevada	50 47
												298	A	UC Riverside	76 59
												300	H	UTRGV	80 43
LAST 10 Division I															
25	A	Arizona	57 73	103	A	Utah	65 67								
30	A	Arizona St.	75 76	50	A	Colorado	53 66								
132	H	Washington	81 78	30	H	Arizona St.	54 63								
84	H	Washington St.	74 63	25	H	Arizona	57 65								
5	H	UCLA	70 68	5	A	UCLA	59 83								

Non-Div I Games:

Southern California

■ Loss, 
 ■ Non-Conf, 
 ■ S Site, 
 ■ H Home 
 ■ A Away 
 N Neutral

Average RPI Win:	173	WON-LOST	WINNING	LAST 10	STRENGTH OF	OPP. STRENGTH	TEAM	ADJ.	CONF.	ADJ CONF.
Average RPI Loss:	89	RECORD	PCT. RANK	GAMES	SCHEDULE	OF SCHEDULE	RPI	RPI	RPI	RPI
DIV. I ONLY	13- 7	85	6-4	79	139	81	81	7	7	
DIV. I NON-CONF.	8- 3	68	1-0	107	254	60	60	7	7	
<hr/>										
TOTALS	RPI 1-25	RPI 26-50	W-L RECORDS	RPI 51-100	RPI 101-150	RPI 150+				
13- 7	1- 0	0- 2	OVERALL	3- 2	0- 2	9- 1				
6- 4	1- 0	0- 2	HOME	3- 1	0- 0	2- 1				
6- 3	0- 0	0- 0	AWAY	0- 1	0- 2	6- 0				
1- 0	0- 0	0- 0	NEUTRAL	0- 0	0- 0	1- 0				
8- 3	0- 0	0- 0	NON-CONFERENCE	2- 1	0- 1	6- 1				
4- 1	0- 0	0- 0	HOME	2- 0	0- 0	2- 1				
3- 2	0- 0	0- 0	AWAY	0- 1	0- 1	3- 0				
1- 0	0- 0	0- 0	NEUTRAL	0- 0	0- 0	1- 0				
5- 4	1- 0	0- 2	CONFERENCE	1- 1	0- 1	3- 0				
2- 3	1- 0	0- 2	HOME	1- 1	0- 0	0- 0				
3- 1	0- 0	0- 0	AWAY	0- 0	0- 1	3- 0				
0- 0	0- 0	0- 0	NEUTRAL	0- 0	0- 0	0- 0				

RPI 1-25				RPI 26-50				RPI 51-100				Team's RPI: 81	RPI 101+			
RPI	S	Opponent	Score	RPI	S	Opponent	Score	RPI	S	Opponent	Score		RPI	S	Opponent	Score
8	H	Missouri St.	70 68	27	H	Drake	65 73	52	H	Bradley	64 50		118	A	Loyola Chicago	49 51
				48	H	UNI	57 60	53	A	IUPUI	78 81		137	A	Southeast Mo. St.	65 79
								68	H	UT Martin	70 59		159	A	Valparaiso	67 51
								69	H	Illinois St.	54 62		165	H	Tennessee Tech	76 65
								90	H	Saint Louis	61 53		168	H	Memphis	66 70
													177	A	Northern Ill.	80 61
													178	A	Eastern Mich.	85 54
													205	H	Murray St.	76 66
													211	N	Western Ill.	79 65
													278	A	Indiana St.	78 55
													325	A	Evansville	70 57
													327	A	SIUE	103 67
LAST 10 Division I																
				52	H	Bradley	64 50	27	H	Drake	65 73					
				69	H	Illinois St.	54 62	48	H	UNI	57 60					
				278	A	Indiana St.	78 55	118	A	Loyola Chicago	49 51					
				325	A	Evansville	70 57	159	A	Valparaiso	67 51					
				8	H	Missouri St.	70 68	177	A	Northern Ill.	80 61					

Non-Div I Games:

Southern Ill.

■ Loss, 
 ■ Non-Conf, 
 ■ S Site, 
 ■ H Home 
 ■ A Away 
 N Neutral



Average RPI Win:	259	WON-LOST	WINNING	LAST 10	STRENGTH OF	OPP. STRENGTH	TEAM	ADJ.	CONF.	ADJ CONF.
Average RPI Loss:	100	RECORD	PCT. RANK	GAMES	SCHEDULE	OF SCHEDULE	RPI	RPI	RPI	RPI
DIV. I ONLY	9- 9	179	3-7	148	191	190	190	13	13	
DIV. I NON-CONF.	6- 3	90	0-1	269	243	169	169	14	14	
TOTALS	RPI 1-25	RPI 26-50	W-L RECORDS	RPI 51-100	RPI 101-150	RPI 150+				
9- 9	0- 1	0- 1	OVERALL	1- 3	0- 3	8- 1				
7- 4	0- 0	0- 0	HOME	1- 1	0- 2	6- 1				
2- 5	0- 1	0- 1	AWAY	0- 2	0- 1	2- 0				
0- 0	0- 0	0- 0	NEUTRAL	0- 0	0- 0	0- 0				
6- 3	0- 1	0- 0	NON-CONFERENCE	1- 0	0- 2	5- 0				
5- 1	0- 0	0- 0	HOME	1- 0	0- 1	4- 0				
1- 2	0- 1	0- 0	AWAY	0- 0	0- 1	1- 0				
0- 0	0- 0	0- 0	NEUTRAL	0- 0	0- 0	0- 0				
3- 6	0- 0	0- 1	CONFERENCE	0- 3	0- 1	3- 1				
2- 3	0- 0	0- 0	HOME	0- 1	0- 1	2- 1				
1- 3	0- 0	0- 1	AWAY	0- 2	0- 0	1- 0				
0- 0	0- 0	0- 0	NEUTRAL	0- 0	0- 0	0- 0				

RPI 1-25				RPI 26-50				RPI 51-100				RPI 101+				Team's RPI: 190	
RPI	S	Opponent	Score	RPI	S	Opponent	Score	RPI	S	Opponent	Score	RPI	S	Opponent	Score		
14	A	Mississippi St.	58 91	29	A	Old Dominion	50 67	58	H	Middle Tenn.	69 77	110	H	UAB	68 74		
								71	A	Charlotte	59 63	139	A	Houston	60 75		
								98	A	Rice	64 75	141	H	Tulane	58 62		
								99	H	VCU	51 39	220	H	Southeastern La.	62 54		
												235	H	Louisiana Tech	66 60		
												236	H	UTEP	72 89		
												251	H	South Alabama	62 55		
												257	A	North Texas	65 57		
												275	H	Ole Miss	59 53		
												302	H	UTSA	82 65		
												345	A	La.-Monroe	57 42		
												351	H	Mississippi Val.	84 80		
LAST 10 Division I																	
		71	A	Charlotte	59	63		257	A	North Texas	65	57					
		29	A	Old Dominion	50	67		302	H	UTSA	82	65					
		58	H	Middle Tenn.	69	77		236	H	UTEP	72	89					
		110	H	UAB	68	74		235	H	Louisiana Tech	66	60					
		98	A	Rice	64	75		139	A	Houston	60	75					

Non-Div I Games: Faulkner 71 59 William Carey 77 47

Southern Miss.

Loss, Non-Conf, S Site, H Home A Away N Neutral

Average RPI Win:	321	WON-LOST	WINNING	LAST 10	STRENGTH OF	OPP. STRENGTH	TEAM	ADJ.	CONF.	ADJ CONF.
Average RPI Loss:	101	RECORD	PCT. RANK	GAMES	SCHEDULE	OF SCHEDULE	RPI	RPI	RPI	RPI
DIV. I ONLY	7- 11	242	7-3	259	216	244	244	32	32	
DIV. I NON-CONF.	0- 9	338	0-1	54	12	282	282	31	31	
TOTALS	RPI 1-25	RPI 26-50	W-L RECORDS	RPI 51-100	RPI 101-150	RPI 150+				
7- 11	0- 0	0- 2	OVERALL	0- 4	0- 3	7- 2				
4- 1	0- 0	0- 0	HOME	0- 0	0- 0	4- 1				
3- 8	0- 0	0- 2	AWAY	0- 3	0- 3	3- 0				
0- 2	0- 0	0- 0	NEUTRAL	0- 1	0- 0	0- 1				
0- 9	0- 0	0- 2	NON-CONFERENCE	0- 4	0- 2	0- 1				
0- 0	0- 0	0- 0	HOME	0- 0	0- 0	0- 0				
0- 7	0- 0	0- 2	AWAY	0- 3	0- 2	0- 0				
0- 2	0- 0	0- 0	NEUTRAL	0- 1	0- 0	0- 1				
7- 2	0- 0	0- 0	CONFERENCE	0- 0	0- 1	7- 1				
4- 1	0- 0	0- 0	HOME	0- 0	0- 0	4- 1				
3- 1	0- 0	0- 0	AWAY	0- 0	0- 1	3- 0				
0- 0	0- 0	0- 0	NEUTRAL	0- 0	0- 0	0- 0				

RPI 1-25				RPI 26-50				RPI 51-100				RPI 101+				Team's RPI: 244	
RPI	S	Opponent	Score	RPI	S	Opponent	Score	RPI	S	Opponent	Score	RPI	S	Opponent	Score		
				38	A	Texas	39 93	51	A	Iowa St.	36 69	102	A	Texas Southern	56 61		
				46	A	Rutgers	58 78	55	A	Oklahoma St.	59 72	105	A	Fordham	52 65		
								74	A	Nebraska	39 73	150	A	Wichita St.	63 69		
								84	N	Washington St.	54 69	158	H	Jackson St.	51 72		
												253	N	UNC Asheville	34 53		
												280	H	Alabama A&M	55 46		
												297	A	Prairie View	68 48		
												318	H	Alcorn	74 57		
												319	A	Ark.-Pine Bluff	70 43		
												333	H	Alabama St.	69 47		
												347	H	Grambling	81 57		
												351	A	Mississippi Val.	84 54		
LAST 10 Division I																	
				318	H	Alcorn	74 57	158	H	Jackson St.	51 72						
				280	H	Alabama A&M	55 46	347	H	Grambling	81 57						
				333	H	Alabama St.	69 47	297	A	Prairie View	68 48						
				351	A	Mississippi Val.	84 54	102	A	Texas Southern	56 61						
				319	A	Ark.-Pine Bluff	70 43	253	N	UNC Asheville	34 53						

Non-Div I Games: Tougaloo 100 39 Wiley 78 55

Southern U.

## Southern Utah

Through Games Of Feb. 5, 2020

Average RPI Win:	264	WON-LOST	WINNING	LAST 10	STRENGTH OF	OPP. STRENGTH	TEAM	ADJ.	CONF.	ADJ CONF.
Average RPI Loss:	182	RECORD	PCT. RANK	GAMES	SCHEDULE	OF SCHEDULE	RPI	RPI	RPI	RPI
DIV. I ONLY	10- 9	160	4-6	283	274	216	216	18	18	
DIV. I NON-CONF.	6- 3	90	0	247	315	128	128	17	17	
TOTALS	RPI 1-25	RPI 26-50	W-L RECORDS	RPI 51-100	RPI 101-150	RPI 150+				
10- 9	0- 1	0- 0	OVERALL	0- 1	0- 1	10- 6				
8- 1	0- 0	0- 0	HOME	0- 0	0- 1	8- 0				
2- 8	0- 1	0- 0	AWAY	0- 1	0- 0	2- 6				
0- 0	0- 0	0- 0	NEUTRAL	0- 0	0- 0	0- 0				
6- 3	0- 1	0- 0	NON-CONFERENCE	0- 0	0- 0	6- 2				
5- 0	0- 0	0- 0	HOME	0- 0	0- 0	5- 0				
1- 3	0- 1	0- 0	AWAY	0- 0	0- 0	1- 2				
0- 0	0- 0	0- 0	NEUTRAL	0- 0	0- 0	0- 0				
4- 6	0- 0	0- 0	CONFERENCE	0- 1	0- 1	4- 4				
3- 1	0- 0	0- 0	HOME	0- 0	0- 1	3- 0				
1- 5	0- 0	0- 0	AWAY	0- 1	0- 0	1- 4				
0- 0	0- 0	0- 0	NEUTRAL	0- 0	0- 0	0- 0				

RPI 1-25				RPI 26-50				RPI 51-100				RPI 101+ Team's RPI: 216			
RPI	S	Opponent	Score	RPI	S	Opponent	Score	RPI	S	Opponent	Score	RPI	S	Opponent	Score
11	A	Oregon St.	45 95					93	A	Montana St.	65 91	116	H	Idaho	56 71
												157	A	Northern Ariz.	76 84
												186	A	Montana	74 81
												187	H	Portland St.	71 58
												191	H	UNLV	72 68
												230	H	Cal St. Fullerton	79 63
												233	A	Idaho St.	54 73
												233	H	Idaho St.	72 65
												249	A	Grand Canyon	65 69
												254	H	Oral Roberts	72 58
												291	A	Denver	73 81
												298	H	UC Riverside	79 68
												303	H	UC Irvine	82 68
												304	A	Sacramento St.	82 87
												308	H	Eastern Wash.	71 50
												316	A	Weber St.	87 71
												324	A	Utah Valley	71 58
LAST 10 Division I															
233	A	Idaho St.	54 73	157	A	Northern Ariz.	76 84								
316	A	Weber St.	87 71	233	H	Idaho St.	72 65								
116	H	Idaho	56 71	93	A	Montana St.	65 91								
308	H	Eastern Wash.	71 50	186	A	Montana	74 81								
304	A	Sacramento St.	82 87	187	H	Portland St.	71 58								

Non-Div I Games:

Southern Utah

■ Loss, 
 ■ Non-Conf, S Site, 
 ■ Home 
 ■ Away 
 N Neutral

## St. Bonaventure

Through Games Of Feb. 5, 2020

Average RPI Win:	226	WON-LOST	WINNING	LAST 10	STRENGTH OF	OPP. STRENGTH	TEAM	ADJ.	CONF.	ADJ CONF.
Average RPI Loss:	151	RECORD	PCT. RANK	GAMES	SCHEDULE	OF SCHEDULE	RPI	RPI	RPI	RPI
DIV. I ONLY	5- 17	305	2-8	141	205	294	294	12	12	
DIV. I NON-CONF.	3- 10	282	0-1	148	299	298	298	12	12	
TOTALS	RPI 1-25	RPI 26-50	W-L RECORDS	RPI 51-100	RPI 101-150	RPI 150+				
5- 17	0- 0	0- 1	OVERALL	0- 4	0- 5	5- 7				
4- 7	0- 0	0- 1	HOME	0- 1	0- 2	4- 3				
0- 9	0- 0	0- 0	AWAY	0- 3	0- 3	0- 3				
1- 1	0- 0	0- 0	NEUTRAL	0- 0	0- 0	1- 1				
3- 10	0- 0	0- 1	NON-CONFERENCE	0- 2	0- 2	3- 5				
2- 5	0- 0	0- 1	HOME	0- 1	0- 1	2- 2				
0- 4	0- 0	0- 0	AWAY	0- 1	0- 1	0- 2				
1- 1	0- 0	0- 0	NEUTRAL	0- 0	0- 0	1- 1				
2- 7	0- 0	0- 0	CONFERENCE	0- 2	0- 3	2- 2				
2- 2	0- 0	0- 0	HOME	0- 0	0- 1	2- 1				
0- 5	0- 0	0- 0	AWAY	0- 2	0- 2	0- 1				
0- 0	0- 0	0- 0	NEUTRAL	0- 0	0- 0	0- 0				

RPI	S	Opponent	Score	RPI	S	Opponent	Score	RPI	S	Opponent	Score	RPI	S	Opponent	Score	Team's RPI: 294
49	H	St. John's (NY)	56 68	73	A	Bucknell	60 68	105	A	Fordham	53 79	120	A	Kent St.	58 81	
				90	A	Saint Louis	51 72	138	H	Cornell	42 70	142	H	Massachusetts	52 62	
				91	H	Buffalo	36 46	145	A	Richmond	59 63	171	N	Saint Mary's (CA)	57 72	
				100	A	Duquesne	39 58	183	H	Rhode Island	64 59	189	A	Binghamton	67 78	
								193	H	Cleveland St.	62 65	198	H	Akron	54 63	
								199	N	Wright St.	57 56	202	A	La Salle	61 67	
								212	H	Saint Joseph's	60 61	221	H	George Mason	62 47	
								248	H	Niagara	71 67	281	H	Oakland	80 66	
								343	A	Canisius	82 84					
LAST 10 Division I																
145	A	Richmond	59 63	90	A	Saint Louis	51 72									
100	A	Duquesne	39 58	221	H	George Mason	62 47									
183	H	Rhode Island	64 59	142	H	Massachusetts	52 62									
212	H	Saint Joseph's	60 61	105	A	Fordham	53 79									
202	A	La Salle	61 67	138	H	Cornell	42 70									

Non-Div I Games:

St. Bonaventure

■ Loss, 
 ■ Non-Conf, 
 ■ S Site, 
 ■ H Home 
 ■ A Away 
 N Neutral

St. Francis Brooklyn

Through Games Of Feb. 5, 2020

Average RPI Win:	298	WON-LOST	WINNING	LAST 10	STRENGTH OF	OPP. STRENGTH	TEAM	ADJ.	CONF.	ADJ CONF.
Average RPI Loss:	185	RECORD	PCT. RANK	GAMES	SCHEDULE	OF SCHEDULE	RPI	RPI	RPI	RPI
DIV. I ONLY	5- 15	296	2-8	216	326	305	305	30	30	
DIV. I NON-CONF.	3- 7	252	0	169	233	251	251	30	30	
TOTALS	RPI 1-25	RPI 26-50	W-L RECORDS	RPI 51-100	RPI 101-150	RPI 150+				
5- 15	0- 1	0- 1	OVERALL	0- 2	0- 3	5- 8				
4- 4	0- 0	0- 0	HOME	0- 1	0- 1	4- 2				
1- 9	0- 1	0- 1	AWAY	0- 1	0- 1	1- 5				
0- 2	0- 0	0- 0	NEUTRAL	0- 0	0- 1	0- 1				
3- 7	0- 1	0- 1	NON-CONFERENCE	0- 2	0- 1	3- 2				
2- 1	0- 0	0- 0	HOME	0- 1	0- 0	2- 0				
1- 4	0- 1	0- 1	AWAY	0- 1	0- 0	1- 1				
0- 2	0- 0	0- 0	NEUTRAL	0- 0	0- 1	0- 1				
2- 8	0- 0	0- 0	CONFERENCE	0- 0	0- 2	2- 6				
2- 3	0- 0	0- 0	HOME	0- 0	0- 1	2- 2				
0- 5	0- 0	0- 0	AWAY	0- 0	0- 1	0- 4				
0- 0	0- 0	0- 0	NEUTRAL	0- 0	0- 0	0- 0				

RPI 1-25				RPI 26-50				RPI 51-100				RPI 101+ Team's RPI: 305			
RPI	S	Opponent	Score	RPI	S	Opponent	Score	RPI	S	Opponent	Score	RPI	S	Opponent	Score
19	A	Princeton	44 76	35	A	Marquette	71 92	61	A	Boston College	69 106	114	N	Pacific	62 71
								79	H	Stony Brook	73 86	149	A	Robert Morris	44 69
												149	H	Robert Morris	59 70
												206	A	Merrimack	54 80
												213	A	Mt. St. Mary's	60 69
												256	A	Saint Francis (PA)	72 82
												256	H	Saint Francis (PA)	59 67
												269	H	Loyola Maryland	89 78
												286	A	Wagner	66 74
												288	H	Sacred Heart	71 70
												289	H	Army West Point	70 64
												295	N	Ga. Southern	47 78
												309	A	Albany (NY)	49 41
												322	H	Fairleigh Dickinson	57 62
												330	A	NJIT	69 88
												334	H	LIU Brooklyn	88 63
LAST 10 Division I															
206	A	Merrimack	54 80	286	A	Wagner	66 74								
288	H	Sacred Heart	71 70	149	A	Robert Morris	44 69								
149	H	Robert Morris	59 70	256	A	Saint Francis (PA)	72 82								
256	H	Saint Francis (PA)	59 67	334	H	LIU Brooklyn	88 63								
213	A	Mt. St. Mary's	60 69	322	H	Fairleigh Dickinson	57 62								

Non-Div I Games: East Stroudsburg 84 62

St. Francis Brooklyn

Loss, Non-Conf, S Site, H Home A Away N Neutral

Average RPI Win:	163	WON-LOST	WINNING	LAST 10	STRENGTH OF	OPP. STRENGTH	TEAM	ADJ.	CONF.	ADJ CONF.
Average RPI Loss:	68	RECORD	PCT. RANK	GAMES	SCHEDULE	OF SCHEDULE	RPI	RPI	RPI	RPI
DIV. I ONLY	14- 8	95	6-4	68	78	49	49	6	6	
DIV. I NON-CONF.	7- 4	100	0	36	176	49	49	6	6	
TOTALS	RPI 1-25	RPI 26-50	W-L RECORDS	RPI 51-100	RPI 101-150	RPI 150+				
14- 8	0- 2	2- 2	OVERALL	3- 3	2- 0	7- 1				
8- 1	0- 0	1- 0	HOME	1- 1	2- 0	4- 0				
6- 6	0- 2	1- 2	AWAY	2- 1	0- 0	3- 1				
0- 1	0- 0	0- 0	NEUTRAL	0- 1	0- 0	0- 0				
7- 4	0- 1	1- 1	NON-CONFERENCE	1- 1	1- 0	4- 1				
5- 0	0- 0	0- 0	HOME	1- 0	1- 0	3- 0				
2- 3	0- 1	1- 1	AWAY	0- 0	0- 0	1- 1				
0- 1	0- 0	0- 0	NEUTRAL	0- 1	0- 0	0- 0				
7- 4	0- 1	1- 1	CONFERENCE	2- 2	1- 0	3- 0				
3- 1	0- 0	1- 0	HOME	0- 1	1- 0	1- 0				
4- 3	0- 1	0- 1	AWAY	2- 1	0- 0	2- 0				
0- 0	0- 0	0- 0	NEUTRAL	0- 0	0- 0	0- 0				

RPI 1-25				RPI 26-50				Team's RPI: 49				RPI 51-100				RPI 101+			
RPI	S	Opponent	Score	RPI	S	Opponent	Score	RPI	S	Opponent	Score	RPI	S	Opponent	Score	RPI	S	Opponent	Score
21	A	DePaul	69 74	31	H	Creighton	63 58	53	N	IUPUI	78 85	133	H	Providence	64 58				
23	A	Florida St.	70 74	35	A	Marquette	85 94	78	A	Seton Hall	82 66	142	H	Massachusetts	82 71				
				36	A	Yale	80 66	89	A	Villanova	64 66	156	H	Lafayette	76 44				
				43	A	James Madison	73 76	89	H	Villanova	62 67	191	A	UNLV	75 79				
								92	H	Wake Forest	82 74	209	H	Fairfield	71 69				
								94	A	Butler	67 42	240	A	Georgetown	74 68				
												240	H	Georgetown	71 54				
												241	A	Xavier	75 67				
												289	H	Army West Point	96 60				
												294	A	St. Bonaventure	68 56				
LAST 10 Division I																			
240	A	Georgetown	74 68	21	A	DePaul	69 74	35	A	Marquette	85 94								
89	A	Villanova	64 66	89	H	Villanova	62 67	240	H	Georgetown	71 54								
78	A	Seton Hall	82 66	94	A	Butler	67 42												
31	H	Creighton	63 58																
133	H	Providence	64 58																

Non-Div I Games:

St. John's (NY)

■ Loss, 
 ■ Non-Conf, 
 ■ S Site, 
 ■ H Home 
 ■ A Away 
 N Neutral

Stanford

Through Games Of Feb. 5, 2020

Average RPI Win:	118	WON-LOST	WINNING	LAST 10	STRENGTH OF	OPP. STRENGTH	TEAM	ADJ.	CONF.	ADJ CONF.
Average RPI Loss:	20	RECORD	PCT. RANK	GAMES	SCHEDULE	OF SCHEDULE	RPI	RPI	RPI	RPI
DIV. I ONLY	20- 2	8	9-1	33	6	4	4	1	1	
DIV. I NON-CONF.	11- 1	13	0	49	30	7	7	1	1	
TOTALS	RPI 1-25	RPI 26-50	W-L RECORDS	RPI 51-100	RPI 101-150	RPI 150+				
20- 2	3- 1	3- 1	OVERALL	3- 0	6- 0	5- 0				
12- 0	1- 0	3- 0	HOME	2- 0	3- 0	3- 0				
5- 2	1- 1	0- 1	AWAY	1- 0	2- 0	1- 0				
3- 0	1- 0	0- 0	NEUTRAL	0- 0	1- 0	1- 0				
11- 1	2- 0	2- 1	NON-CONFERENCE	1- 0	1- 0	5- 0				
7- 0	1- 0	2- 0	HOME	1- 0	0- 0	3- 0				
1- 1	0- 0	0- 1	AWAY	0- 0	0- 0	1- 0				
3- 0	1- 0	0- 0	NEUTRAL	0- 0	1- 0	1- 0				
9- 1	1- 1	1- 0	CONFERENCE	2- 0	5- 0	0- 0				
5- 0	0- 0	1- 0	HOME	1- 0	3- 0	0- 0				
4- 1	1- 1	0- 0	AWAY	1- 0	2- 0	0- 0				
0- 0	0- 0	0- 0	NEUTRAL	0- 0	0- 0	0- 0				

RPI 1-25				RPI 26-50				RPI 51-100				RPI 101+			
RPI	S	Opponent	Score	RPI	S	Opponent	Score	RPI	S	Opponent	Score	RPI	S	Opponent	Score
1	A	Oregon	55 87	28	H	Ohio St.	71 52	84	A	Washington St.	71 49	103	H	Utah	82 49
6	H	Gonzaga	76 70	38	A	Texas	64 69	84	H	Washington St.	77 58	115	N	Syracuse	77 59
11	A	Oregon St.	61 58	44	H	Tennessee	78 51	91	H	Buffalo	88 69	129	A	California	79 65
14	N	Mississippi St.	67 62	50	H	Colorado	76 68					129	H	California	73 40
												132	A	Washington	58 41
												132	H	Washington	77 56
												162	H	UC Davis	67 55
												222	A	San Francisco	97 71
												226	H	Northern Colo.	90 36
												287	N	California Baptist	83 78
												308	H	Eastern Wash.	92 27
LAST 10 Division I															
84	A	Washington St.	71 49	1	A	Oregon	55 87	129	A	California	79 65				
132	A	Washington	58 41	129	H	California	73 40	132	H	Washington	77 56				
103	H	Utah	82 49	84	H	Washington St.	77 58								
50	H	Colorado	76 68												
11	A	Oregon St.	61 58												

Non-Div I Games:

Stanford

Loss, Non-Conf, S Site, H Home A Away N Neutral

Average RPI Win:	251	WON-LOST	WINNING	LAST 10	STRENGTH OF	OPP. STRENGTH	TEAM	ADJ.	CONF.	ADJ CONF.
Average RPI Loss:	126	RECORD	PCT. RANK	GAMES	SCHEDULE	OF SCHEDULE	RPI	RPI	RPI	RPI
DIV. I ONLY	7- 12	250	4-6	175	175	228	228	16	16	
DIV. I NON-CONF.	3- 7	252	0-1	137	217	241	241	16	16	
TOTALS	RPI 1-25	RPI 26-50	W-L RECORDS	RPI 51-100	RPI 101-150	RPI 150+				
7- 12	0- 1	0- 2	OVERALL	1- 1	0- 4	6- 4				
3- 5	0- 0	0- 1	HOME	0- 0	0- 3	3- 1				
4- 6	0- 1	0- 1	AWAY	1- 1	0- 1	3- 2				
0- 1	0- 0	0- 0	NEUTRAL	0- 0	0- 0	0- 1				
3- 7	0- 1	0- 1	NON-CONFERENCE	0- 1	0- 3	3- 1				
2- 2	0- 0	0- 0	HOME	0- 0	0- 2	2- 0				
1- 4	0- 1	0- 1	AWAY	0- 1	0- 1	1- 0				
0- 1	0- 0	0- 0	NEUTRAL	0- 0	0- 0	0- 1				
4- 5	0- 0	0- 1	CONFERENCE	1- 0	0- 1	3- 3				
1- 3	0- 0	0- 1	HOME	0- 0	0- 1	1- 1				
3- 2	0- 0	0- 0	AWAY	1- 0	0- 0	2- 2				
0- 0	0- 0	0- 0	NEUTRAL	0- 0	0- 0	0- 0				

RPI 1-25				RPI 26-50				RPI 51-100				RPI 101+ Team's RPI: 228			
RPI	S	Opponent	Score	RPI	S	Opponent	Score	RPI	S	Opponent	Score	RPI	S	Opponent	Score
24	A	Kentucky	48 67	26	H	FGCU	47 89	60	A	UCF	40 66	104	A	Penn	41 81
				44	A	Tennessee	46 73	96	A	North Florida	60 52	109	H	Liberty	48 57
												122	H	Holy Cross	63 75
												146	H	Bethune-Cookman	55 59
												173	A	North Ala.	57 68
												182	A	Jacksonville	52 57
												224	A	Kennesaw St.	67 61
												250	H	Tulsa	66 60
												252	A	Morehead St.	58 55
												256	N	Saint Francis (PA)	73 78
												265	A	Lipscomb	48 34
												265	H	Lipscomb	59 65
												330	H	NJIT	72 49
												343	H	Canisius	68 52
LAST 10 Division I															
				96	A	North Florida	60 52	182	A	Jacksonville	52 57				
				265	A	Lipscomb	48 34	26	H	FGCU	47 89				
				330	H	NJIT	72 49	265	H	Lipscomb	59 65				
				109	H	Liberty	48 57	224	A	Kennesaw St.	67 61				
				173	A	North Ala.	57 68	122	H	Holy Cross	63 75				

Non-Div I Games: Palm Beach Atl. 77 46 Trinity Baptist 116 40 Fla. National 80 37

Stetson



Average RPI Win:	255	WON-LOST	WINNING	LAST 10	STRENGTH OF	OPP. STRENGTH	TEAM	ADJ.	CONF.	ADJ CONF.
Average RPI Loss:	40	RECORD	PCT. RANK	GAMES	SCHEDULE	OF SCHEDULE	RPI	RPI	RPI	RPI
DIV. I ONLY	21- 1	2	10-0	326	284	79	79	27	27	
DIV. I NON-CONF.	11- 1	13	0	310	241	81	81	28	28	
TOTALS	RPI 1-25	RPI 26-50	W-L RECORDS	RPI 51-100	RPI 101-150	RPI 150+				
21- 1	0- 0	0- 1	OVERALL	1- 0	0- 0	20- 0				
9- 0	0- 0	0- 0	HOME	1- 0	0- 0	8- 0				
10- 1	0- 0	0- 1	AWAY	0- 0	0- 0	10- 0				
2- 0	0- 0	0- 0	NEUTRAL	0- 0	0- 0	2- 0				
11- 1	0- 0	0- 1	NON-CONFERENCE	1- 0	0- 0	10- 0				
4- 0	0- 0	0- 0	HOME	1- 0	0- 0	3- 0				
5- 1	0- 0	0- 1	AWAY	0- 0	0- 0	5- 0				
2- 0	0- 0	0- 0	NEUTRAL	0- 0	0- 0	2- 0				
10- 0	0- 0	0- 0	CONFERENCE	0- 0	0- 0	10- 0				
5- 0	0- 0	0- 0	HOME	0- 0	0- 0	5- 0				
5- 0	0- 0	0- 0	AWAY	0- 0	0- 0	5- 0				
0- 0	0- 0	0- 0	NEUTRAL	0- 0	0- 0	0- 0				

RPI 1-25			RPI 26-50			RPI 51-100			Team's RPI: 79	RPI 101+		
RPI	S	Opponent	Score	RPI	S	Opponent	Score	RPI	S	Opponent	Score	
40	A	Arkansas	58 88	73	H	Bucknell	78 73	155	N	Western Mich.	50 47	
								189	A	Binghamton	67 60	
								201	A	UMass Lowell	89 69	
								201	H	UMass Lowell	60 41	
								215	H	Manhattan	59 54	
								229	N	Morgan St.	63 56	
								237	H	Iona	59 40	
								239	H	Maine	73 69	
								266	A	Pittsburgh	59 56	
								272	A	New Hampshire	53 44	
								286	A	Wagner	66 45	
								288	H	Sacred Heart	54 50	
								299	H	Vermont	67 49	
								301	A	UMBC	66 49	
								301	H	UMBC	57 45	
								305	A	St. Francis Brooklyn	86 73	
								309	A	Albany (NY)	73 53	
								312	A	Hofstra	81 38	
								334	A	LIU Brooklyn	80 49	
								348	H	Hartford	66 55	
LAST 10 Division I												
201	A	UMass Lowell	89 69	348	H	Hartford	66 55					
301	A	UMBC	66 49	272	A	New Hampshire	53 44					
201	H	UMass Lowell	60 41	299	H	Vermont	67 49					
189	A	Binghamton	67 60	239	H	Maine	73 69					
309	A	Albany (NY)	73 53	301	H	UMBC	57 45					

Non-Div I Games: Molloy 66 49

Stony Brook

Average RPI Win:	167	WON-LOST	WINNING	LAST 10	STRENGTH OF	OPP. STRENGTH	TEAM	ADJ.	CONF.	ADJ CONF.
Average RPI Loss:	50	RECORD	PCT. RANK	GAMES	SCHEDULE	OF SCHEDULE	RPI	RPI	RPI	RPI
DIV. I ONLY	10- 11	191	4-6	55	9	115	115	5	5	
DIV. I NON-CONF.	6- 5	151	0	72	34	115	115	3	3	
TOTALS	RPI 1-25	RPI 26-50	W-L RECORDS	RPI 51-100	RPI 101-150	RPI 150+				
10- 11	1- 3	1- 4	OVERALL	1- 3	3- 1	4- 0				
7- 3	1- 1	1- 1	HOME	1- 1	1- 0	3- 0				
1- 5	0- 1	0- 2	AWAY	0- 2	0- 0	1- 0				
2- 3	0- 1	0- 1	NEUTRAL	0- 0	2- 1	0- 0				
6- 5	0- 2	0- 2	NON-CONFERENCE	1- 0	2- 1	3- 0				
4- 1	0- 1	0- 0	HOME	1- 0	0- 0	3- 0				
0- 1	0- 0	0- 1	AWAY	0- 0	0- 0	0- 0				
2- 3	0- 1	0- 1	NEUTRAL	0- 0	2- 1	0- 0				
4- 6	1- 1	1- 2	CONFERENCE	0- 3	1- 0	1- 0				
3- 2	1- 0	1- 1	HOME	0- 1	1- 0	0- 0				
1- 4	0- 1	0- 1	AWAY	0- 2	0- 0	1- 0				
0- 0	0- 0	0- 0	NEUTRAL	0- 0	0- 0	0- 0				

RPI 1-25				RPI 26-50				RPI 51-100				RPI 101+ Team's RPI: 115			
RPI	S	Opponent	Score	RPI	S	Opponent	Score	RPI	S	Opponent	Score	RPI	S	Opponent	Score
1	H	Oregon	64 81	34	H	Virginia Tech	67 65	57	A	Miami (FL)	62 77	101	N	Michigan St.	77 63
3	A	Louisville	58 62	39	A	Michigan	76 84	62	H	Ohio	66 54	106	H	Notre Dame	74 63
4	N	Stanford	59 77	41	N	West Virginia	69 71	87	H	Georgia Tech	64 82	135	N	Green Bay	73 79
23	H	Florida St.	90 89	42	H	Duke	58 88	92	A	Wake Forest	60 65	139	N	Houston	87 62
				45	A	Virginia	41 57					266	A	Pittsburgh	69 51
												301	H	UMBC	82 48
												309	H	Albany (NY)	75 53
												326	H	UMES	65 50
LAST 10 Division I															
				45	A	Virginia	41 57	87	H	Georgia Tech	64 82				
				34	H	Virginia Tech	67 65	57	A	Miami (FL)	62 77				
				92	A	Wake Forest	60 65	106	H	Notre Dame	74 63				
				42	H	Duke	58 88	23	H	Florida St.	90 89				
				266	A	Pittsburgh	69 51	3	A	Louisville	58 62				

Non-Div I Games:

Syracuse

■ Loss, 
 ■ Non-Conf, 
 ■ S Site, 
 ■ H Home 
 ■ A Away 
 N Neutral

Average RPI Win:	130	WON-LOST	WINNING	LAST 10	STRENGTH OF	OPP. STRENGTH	TEAM	ADJ.	CONF.	ADJ CONF.
Average RPI Loss:	58	RECORD	PCT. RANK	GAMES	SCHEDULE	OF SCHEDULE	RPI	RPI	RPI	RPI
DIV. I ONLY	16- 4	33	7-3	34	37	22	22	3	3	
DIV. I NON-CONF.	9- 2	38	0-1	113	67	32	32	4	4	
TOTALS	RPI 1-25	RPI 26-50	W-L RECORDS	RPI 51-100	RPI 101-150	RPI 150+				
16- 4	0- 2	3- 0	OVERALL	4- 1	5- 1	4- 0				
10- 2	0- 1	1- 0	HOME	2- 0	5- 1	2- 0				
6- 2	0- 1	2- 0	AWAY	2- 1	0- 0	2- 0				
0- 0	0- 0	0- 0	NEUTRAL	0- 0	0- 0	0- 0				
9- 2	0- 1	0- 0	NON-CONFERENCE	2- 1	3- 0	4- 0				
7- 0	0- 0	0- 0	HOME	2- 0	3- 0	2- 0				
2- 2	0- 1	0- 0	AWAY	0- 1	0- 0	2- 0				
0- 0	0- 0	0- 0	NEUTRAL	0- 0	0- 0	0- 0				
7- 2	0- 1	3- 0	CONFERENCE	2- 0	2- 1	0- 0				
3- 2	0- 1	1- 0	HOME	0- 0	2- 1	0- 0				
4- 0	0- 0	2- 0	AWAY	2- 0	0- 0	0- 0				
0- 0	0- 0	0- 0	NEUTRAL	0- 0	0- 0	0- 0				

RPI	S	Opponent	Score	RPI	S	Opponent	Score	RPI	S	Opponent	Score	RPI	S	Opponent	Score
7	H	Baylor	57 66	37	A	Oklahoma	82 63	51	A	Iowa St.	77 74	107	H	Kansas	73 59
17	A	Texas A&M	68 70	38	A	Texas	65 63	55	A	Oklahoma St.	72 68	117	H	Auburn	80 65
				41	H	West Virginia	73 60	58	A	Middle Tenn.	70 82	124	H	Kansas St.	65 61
								62	H	Ohio	79 72	138	H	Cornell	59 49
								95	H	Boise St.	77 65	148	H	Texas Tech	76 80
												149	H	Robert Morris	66 61
												223	A	SMU	57 56
												274	H	Texas St.	79 52
												285	H	Nicholls St.	72 47
												289	A	Army West Point	66 52
LAST 10 Division I															
124	H	Kansas St.	65 61	51	A	Iowa St.	77 74	107	H	Kansas	73 59	148	H	Texas Tech	76 80
55	A	Oklahoma St.	72 68	38	A	Texas	65 63	58	A	Middle Tenn.	70 82				
41	H	West Virginia	73 60												
7	H	Baylor	57 66												
37	A	Oklahoma	82 63												

Non-Div I Games:

TCU

Average RPI Win:	151	WON-LOST	WINNING	LAST 10	STRENGTH OF	OPP. STRENGTH	TEAM	ADJ.	CONF.	ADJ CONF.
Average RPI Loss:	81	RECORD	PCT. RANK	GAMES	SCHEDULE	OF SCHEDULE	RPI	RPI	RPI	RPI
DIV. I ONLY	13- 9	115	7-3	35	82	70	70	9	9	
DIV. I NON-CONF.	8- 5	117	2-0	32	66	59	59	9	9	
TOTALS	RPI 1-25	RPI 26-50	W-L RECORDS	RPI 51-100	RPI 101-150	RPI 150+				
13- 9	0- 2	0- 2	OVERALL	5- 2	2- 2	6- 1				
8- 4	0- 2	0- 1	HOME	4- 0	1- 1	3- 0				
5- 3	0- 0	0- 0	AWAY	1- 1	1- 1	3- 1				
0- 2	0- 0	0- 1	NEUTRAL	0- 1	0- 0	0- 0				
8- 5	0- 1	0- 2	NON-CONFERENCE	3- 1	1- 0	4- 1				
5- 2	0- 1	0- 1	HOME	2- 0	1- 0	2- 0				
3- 1	0- 0	0- 0	AWAY	1- 0	0- 0	2- 1				
0- 2	0- 0	0- 1	NEUTRAL	0- 1	0- 0	0- 0				
5- 4	0- 1	0- 0	CONFERENCE	2- 1	1- 2	2- 0				
3- 2	0- 1	0- 0	HOME	2- 0	0- 1	1- 0				
2- 2	0- 0	0- 0	AWAY	0- 1	1- 1	1- 0				
0- 0	0- 0	0- 0	NEUTRAL	0- 0	0- 0	0- 0				

RPI 1-25				RPI 26-50				RPI 51-100				RPI 101+			
RPI	S	Opponent	Score	RPI	S	Opponent	Score	RPI	S	Opponent	Score	RPI	S	Opponent	Score
2	H	South Carolina	71 78	26	H	FGCU	67 93	59	N	North Carolina	58 71	104	H	Penn	76 72
10	H	UConn	54 83	31	N	Creighton	59 69	60	H	UCF	67 65	139	A	Houston	61 58
								73	A	Bucknell	72 61	150	A	Wichita St.	70 72
								80	H	South Fla.	69 66	150	H	Wichita St.	75 85
								88	A	Cincinnati	81 86	194	A	Towson	74 59
								89	H	Villanova	74 69	202	A	La Salle	72 69
								100	H	Duquesne	85 72	209	H	Fairfield	77 59
												212	A	Saint Joseph's	63 67
												223	H	SMU	85 62
												241	H	Xavier	78 65
												250	A	Tulsa	74 65
LAST 10 Division I															
150	H	Wichita St.	75 85	80	H	South Fla.	69 66								
60	H	UCF	67 65	223	H	SMU	85 62								
88	A	Cincinnati	81 86	139	A	Houston	61 58								
104	H	Penn	76 72	250	A	Tulsa	74 65								
150	A	Wichita St.	70 72	202	A	La Salle	72 69								

Non-Div I Games:

Temple

T  
e  
n  
n  
e  
s  
s  
e  
e

T  
e  
n  
n  
e  
s  
s  
e  
e

Tennessee

Page 285

Average RPI Win:	0	WON-LOST	WINNING	LAST 10	STRENGTH OF	OPP. STRENGTH	TEAM	ADJ.	CONF.	ADJ CONF.
Average RPI Loss:	195	RECORD	PCT. RANK	GAMES	SCHEDULE	OF SCHEDULE	RPI	RPI	RPI	RPI
DIV. I ONLY	0- 18	349	0-10	168	316	340	340	19	19	
DIV. I NON-CONF.	0- 8	338	0	110	285	321	321	22	22	
TOTALS	RPI 1-25	RPI 26-50	W-L RECORDS	RPI 51-100	RPI 101-150	RPI 150+				
0- 18	0- 1	0- 1	OVERALL	0- 2	0- 1	0- 13				
0- 9	0- 0	0- 0	HOME	0- 1	0- 0	0- 8				
0- 9	0- 1	0- 1	AWAY	0- 1	0- 1	0- 5				
0- 0	0- 0	0- 0	NEUTRAL	0- 0	0- 0	0- 0				
0- 8	0- 1	0- 1	NON-CONFERENCE	0- 1	0- 0	0- 5				
0- 5	0- 0	0- 0	HOME	0- 1	0- 0	0- 4				
0- 3	0- 1	0- 1	AWAY	0- 0	0- 0	0- 1				
0- 0	0- 0	0- 0	NEUTRAL	0- 0	0- 0	0- 0				
0- 10	0- 0	0- 0	CONFERENCE	0- 1	0- 1	0- 8				
0- 4	0- 0	0- 0	HOME	0- 0	0- 0	0- 4				
0- 6	0- 0	0- 0	AWAY	0- 1	0- 1	0- 4				
0- 0	0- 0	0- 0	NEUTRAL	0- 0	0- 0	0- 0				

RPI 1-25				RPI 26-50				RPI 51-100				RPI 101+ Team's RPI: 340			
RPI	S	Opponent	Score	RPI	S	Opponent	Score	RPI	S	Opponent	Score	RPI	S	Opponent	Score
25	A	Arizona	42 77	44	A	Tennessee	43 73	68	A	UT Martin	71 88	137	A	Southeast Mo. St.	54 83
								97	H	Vanderbilt	55 106	165	A	Tennessee Tech	47 88
												173	H	North Ala.	63 88
												176	H	Columbia	65 75
												195	A	Austin Peay	58 76
												205	A	Murray St.	62 100
												231	H	Eastern Ill.	52 73
												251	A	South Alabama	48 70
												252	H	Morehead St.	47 84
												265	H	Lipscomb	64 74
												276	H	Eastern Ky.	55 61
												306	A	Jacksonville St.	48 70
												318	H	Alcorn	57 62
												327	H	SIUE	63 76
LAST 10 Division I															
165	A	Tennessee Tech	47 88	252	H	Morehead St.	47 84								
306	A	Jacksonville St.	48 70	137	A	Southeast Mo. St.	54 83								
205	A	Murray St.	62 100	68	A	UT Martin	71 88								
195	A	Austin Peay	58 76	327	H	SIUE	63 76								
276	H	Eastern Ky.	55 61	231	H	Eastern Ill.	52 73								

Non-Div I Games: Wilberforce 83 65 Fisk 91 50

Tennessee St.

Loss, Non-Conf, S Site, H Home A Away N Neutral

## Tennessee Tech

Through Games Of Feb. 5, 2020

Average RPI Win:	270	WON-LOST	WINNING	LAST 10	STRENGTH OF	OPP. STRENGTH	TEAM	ADJ.	CONF.	ADJ CONF.
Average RPI Loss:	95	RECORD	PCT. RANK	GAMES	SCHEDULE	OF SCHEDULE	RPI	RPI	RPI	RPI
DIV. I ONLY	14- 5	45	9-1	345	148	165	165	19	19	
DIV. I NON-CONF.	5- 4	140	0	344	85	229	229	22	22	
TOTALS	RPI 1-25	RPI 26-50	W-L RECORDS	RPI 51-100	RPI 101-150	RPI 150+				
14- 5	0- 0	0- 0	OVERALL	0- 4	1- 0	13- 1				
7- 1	0- 0	0- 0	HOME	0- 1	0- 0	7- 0				
6- 3	0- 0	0- 0	AWAY	0- 3	1- 0	5- 0				
1- 1	0- 0	0- 0	NEUTRAL	0- 0	0- 0	1- 1				
5- 4	0- 0	0- 0	NON-CONFERENCE	0- 3	1- 0	4- 1				
2- 0	0- 0	0- 0	HOME	0- 0	0- 0	2- 0				
2- 3	0- 0	0- 0	AWAY	0- 3	1- 0	1- 0				
1- 1	0- 0	0- 0	NEUTRAL	0- 0	0- 0	1- 1				
9- 1	0- 0	0- 0	CONFERENCE	0- 1	0- 0	9- 0				
5- 1	0- 0	0- 0	HOME	0- 1	0- 0	5- 0				
4- 0	0- 0	0- 0	AWAY	0- 0	0- 0	4- 0				
0- 0	0- 0	0- 0	NEUTRAL	0- 0	0- 0	0- 0				

RPI 1-25			RPI 26-50			RPI 51-100			RPI 101+			Team's RPI: 165
RPI	S	Opponent	Score	RPI	S	Opponent	Score	RPI	S	Opponent	Score	
						58	A Middle Tenn.	58	64	144	A Samford	72 57
						63	H Belmont	47	59	177	N Northern Ill.	74 82
						81	A Southern Ill.	65	76	195	H Austin Peay	58 49
						97	A Vanderbilt	61	75	205	H Murray St.	77 72
										231	A Eastern Ill.	75 62
										252	A Morehead St.	75 55
										252	H Morehead St.	82 75
										265	H Lipscomb	78 58
										276	A Eastern Ky.	60 42
										276	H Eastern Ky.	87 82
										327	A SIUE	65 50
										329	N Detroit Mercy	69 47
										339	A Western Caro.	62 58
										340	H Tennessee St.	88 47
										345	H La.-Monroe	75 68
LAST 10 Division I												
						340	H Tennessee St.	88	47	327	A SIUE	65 50
						63	H Belmont	47	59	205	H Murray St.	77 72
						276	H Eastern Ky.	87	82	195	H Austin Peay	58 49
						252	H Morehead St.	82	75	252	A Morehead St.	75 55
						231	A Eastern Ill.	75	62	276	A Eastern Ky.	60 42

Non-Div I Games: Tenn. Wesleyan 94 45 Cumberland (TN) 88 51

Tennessee Tech

Loss, Non-Conf, S Site, H Home A Away N Neutral

Average RPI Win:	148	WON-LOST	WINNING	LAST 10	STRENGTH OF	OPP. STRENGTH	TEAM	ADJ.	CONF.	ADJ CONF.
Average RPI Loss:	55	RECORD	PCT. RANK	GAMES	SCHEDULE	OF SCHEDULE	RPI	RPI	RPI	RPI
DIV. I ONLY	14- 7	77	7-3	17	64	38	38	3	3	
DIV. I NON-CONF.	8- 4	90	1-0	71	138	70	70	4	4	
TOTALS	RPI 1-25	RPI 26-50	W-L RECORDS	RPI 51-100	RPI 101-150	RPI 150+				
14- 7	1- 4	2- 1	OVERALL	3- 1	3- 0	5- 1				
8- 3	1- 3	0- 0	HOME	1- 0	2- 0	4- 0				
5- 3	0- 0	2- 1	AWAY	2- 1	1- 0	0- 1				
1- 1	0- 1	0- 0	NEUTRAL	0- 0	0- 0	1- 0				
8- 4	1- 2	1- 0	NON-CONFERENCE	1- 1	0- 0	5- 1				
6- 1	1- 1	0- 0	HOME	1- 0	0- 0	4- 0				
1- 2	0- 0	1- 0	AWAY	0- 1	0- 0	0- 1				
1- 1	0- 1	0- 0	NEUTRAL	0- 0	0- 0	1- 0				
6- 3	0- 2	1- 1	CONFERENCE	2- 0	3- 0	0- 0				
2- 2	0- 2	0- 0	HOME	0- 0	2- 0	0- 0				
4- 1	0- 0	1- 1	AWAY	2- 0	1- 0	0- 0				
0- 0	0- 0	0- 0	NEUTRAL	0- 0	0- 0	0- 0				

RPI 1-25				RPI 26-50				Team's RPI: 38	RPI 51-100				RPI 101+			
RPI	S	Opponent	Score	RPI	S	Opponent	Score		RPI	S	Opponent	Score	RPI	S	Opponent	Score
4	H	Stanford	69 64	37	A	Oklahoma	70 53		51	A	Iowa St.	81 75	107	H	Kansas	85 77
7	H	Baylor	44 64	41	A	West Virginia	63 68		55	A	Oklahoma St.	61 56	124	A	Kansas St.	71 63
15	N	NC State	73 84	44	A	Tennessee	66 60		62	H	Ohio	73 60	148	H	Texas Tech	92 66
22	H	TCU	63 65						80	A	South Fla.	57 64	192	A	Hawaii	60 73
25	H	Arizona	58 83										244	H	Southern U.	93 39
													257	N	North Texas	63 57
													300	H	UTRGV	85 69
													302	H	UTSA	84 53
													338	H	Northwestern St.	91 49
LAST 10 Division I																
				7	H	Baylor	44 64		148	H	Texas Tech	92 66				
				37	A	Oklahoma	70 53		41	A	West Virginia	63 68				
				55	A	Oklahoma St.	61 56		51	A	Iowa St.	81 75				
				107	H	Kansas	85 77		22	H	TCU	63 65				
				124	A	Kansas St.	71 63		338	H	Northwestern St.	91 49				

Non-Div I Games:

Texas



Average RPI Win:	120	WON-LOST	WINNING	LAST 10	STRENGTH OF	OPP. STRENGTH	TEAM	ADJ.	CONF.	ADJ CONF.
Average RPI Loss:	22	RECORD	PCT. RANK	GAMES	SCHEDULE	OF SCHEDULE	RPI	RPI	RPI	RPI
DIV. I ONLY	18- 4	24	7-3	25	19	17	17	4	4	
DIV. I NON-CONF.	12- 1	9	1-0	40	27	8	8	5	5	
TOTALS	RPI 1-25	RPI 26-50	W-L RECORDS	RPI 51-100	RPI 101-150	RPI 150+				
18- 4	1- 4	2- 0	OVERALL	7- 0	4- 0	4- 0				
12- 1	1- 1	1- 0	HOME	2- 0	4- 0	4- 0				
4- 2	0- 2	1- 0	AWAY	3- 0	0- 0	0- 0				
2- 1	0- 1	0- 0	NEUTRAL	2- 0	0- 0	0- 0				
12- 1	1- 1	1- 0	NON-CONFERENCE	5- 0	2- 0	3- 0				
8- 0	1- 0	1- 0	HOME	1- 0	2- 0	3- 0				
2- 0	0- 0	0- 0	AWAY	2- 0	0- 0	0- 0				
2- 1	0- 1	0- 0	NEUTRAL	2- 0	0- 0	0- 0				
6- 3	0- 3	1- 0	CONFERENCE	2- 0	2- 0	1- 0				
4- 1	0- 1	0- 0	HOME	1- 0	2- 0	1- 0				
2- 2	0- 2	1- 0	AWAY	1- 0	0- 0	0- 0				
0- 0	0- 0	0- 0	NEUTRAL	0- 0	0- 0	0- 0				

RPI 1-25				Team's RPI: 17	RPI 26-50				RPI 51-100				RPI 101+			
RPI	S	Opponent	Score		RPI	S	Opponent	Score	RPI	S	Opponent	Score	RPI	S	Opponent	Score
20	A	LSU	58	59	40	A	Arkansas	84 77	55	H	Oklahoma St.	74 62	119	H	Florida	69 42
20	H	LSU	54	57	42	H	Duke	79 58	72	A	Alabama	79 74	125	H	A&M-Corpus Christi	85 48
22	H	TCU	70	68					77	H	Georgia	64 63	139	H	Houston	72 43
23	N	Florida St.	58	80					85	A	Southern California	74 64	147	H	Missouri	72 53
24	A	Kentucky	54	76					87	N	Georgia Tech	60 48	172	H	Little Rock	78 35
									93	N	Montana St.	78 67	207	H	Central Ark.	76 46
									98	A	Rice	62 61	275	H	Ole Miss	79 35
													297	H	Prairie View	80 38
LAST 10 Division I																
20	A	LSU	58	59	24	A	Kentucky	54	76							
77	H	Georgia	64	63	20	H	LSU	54	57							
147	H	Missouri	72	53	275	H	Ole Miss	79	35							
72	A	Alabama	79	74	40	A	Arkansas	84	77							
119	H	Florida	69	42	125	H	A&M-Corpus Christi	85	48							

Non-Div I Games:

Texas A&amp;M

■ Loss, 
■ Non-Conf, S Site, 
■ Home 
■ Away 
N Neutral

Average RPI Win:	256	WON-LOST	WINNING	LAST 10	STRENGTH OF	OPP. STRENGTH	TEAM	ADJ.	CONF.	ADJ CONF.
Average RPI Loss:	68	RECORD	PCT. RANK	GAMES	SCHEDULE	OF SCHEDULE	RPI	RPI	RPI	RPI
DIV. I ONLY	13- 7	85	9-1	215	211	102	102	32	32	
DIV. I NON-CONF.	5- 6	187	1-0	19	23	48	48	31	31	
TOTALS	RPI 1-25	RPI 26-50	W-L RECORDS	RPI 51-100	RPI 101-150	RPI 150+				
13- 7	0- 2	0- 1	OVERALL	1- 1	2- 2	10- 1				
6- 0	0- 0	0- 0	HOME	1- 0	0- 0	5- 0				
7- 5	0- 2	0- 1	AWAY	0- 1	2- 0	5- 1				
0- 2	0- 0	0- 0	NEUTRAL	0- 0	0- 2	0- 0				
5- 6	0- 2	0- 1	NON-CONFERENCE	1- 1	2- 2	2- 0				
1- 0	0- 0	0- 0	HOME	1- 0	0- 0	0- 0				
4- 4	0- 2	0- 1	AWAY	0- 1	2- 0	2- 0				
0- 2	0- 0	0- 0	NEUTRAL	0- 0	0- 2	0- 0				
8- 1	0- 0	0- 0	CONFERENCE	0- 0	0- 0	8- 1				
5- 0	0- 0	0- 0	HOME	0- 0	0- 0	5- 0				
3- 1	0- 0	0- 0	AWAY	0- 0	0- 0	3- 1				
0- 0	0- 0	0- 0	NEUTRAL	0- 0	0- 0	0- 0				

RPI 1-25				RPI 26-50				RPI 51-100				RPI 101+ Team's RPI: 102			
RPI	S	Opponent	Score	RPI	S	Opponent	Score	RPI	S	Opponent	Score	RPI	S	Opponent	Score
1	A	Oregon	63 99	50	A	Colorado	50 74	51	A	Iowa St.	59 79	103	N	Utah	52 61
6	A	Gonzaga	45 80					98	H	Rice	63 56	110	N	UAB	68 84
												112	A	UT Arlington	74 63
												141	A	Tulane	72 62
												158	A	Jackson St.	79 81
												192	A	Hawaii	74 57
												244	H	Southern U.	61 56
												280	A	Alabama A&M	65 58
												297	H	Prairie View	88 65
												300	A	UTRGV	71 44
												318	H	Alcorn	105 70
												319	H	Ark.-Pine Bluff	78 77
												333	A	Alabama St.	81 54
												347	A	Grambling	89 85
												351	H	Mississippi Val.	88 58
LAST 10 Division I															
333	A	Alabama St.	81 54	158	A	Jackson St.	79 81								
280	A	Alabama A&M	65 58	297	H	Prairie View	88 65								
319	H	Ark.-Pine Bluff	78 77	318	H	Alcorn	105 70								
351	H	Mississippi Val.	88 58	244	H	Southern U.	61 56								
347	A	Grambling	89 85	112	A	UT Arlington	74 63								

Non-Div I Games:

Texas Southern

■ Loss, 
 ■ Non-Conf, 
 ■ S Site, 
 ■ Home 
 ■ A Away 
 N Neutral

Average RPI Win: <b>198</b>	WON-LOST	WINNING	LAST 10	STRENGTH OF	OPP. STRENGTH	TEAM	ADJ.	CONF.	ADJ CONF.
Average RPI Loss: <b>184</b>	RECORD	PCT. RANK	GAMES	SCHEDULE	OF SCHEDULE	RPI	RPI	RPI	RPI
DIV. I ONLY	6- 12	265	2-8	186	258	274	274	21	21
DIV. I NON-CONF.	5- 4	140	1-0	201	260	138	138	21	21
TOTALS	RPI 1-25	RPI 26-50	W-L RECORDS	RPI 51-100	RPI 101-150	RPI 150+			
6- 12	0- 1	0- 0	OVERALL	0- 1	2- 2	4- 8			
5- 4	0- 0	0- 0	HOME	0- 0	2- 0	3- 4			
1- 8	0- 1	0- 0	AWAY	0- 1	0- 2	1- 4			
0- 0	0- 0	0- 0	NEUTRAL	0- 0	0- 0	0- 0			
5- 4	0- 1	0- 0	NON-CONFERENCE	0- 0	1- 1	4- 2			
4- 0	0- 0	0- 0	HOME	0- 0	1- 0	3- 0			
1- 4	0- 1	0- 0	AWAY	0- 0	0- 1	1- 2			
0- 0	0- 0	0- 0	NEUTRAL	0- 0	0- 0	0- 0			
1- 8	0- 0	0- 0	CONFERENCE	0- 1	1- 1	0- 6			
1- 4	0- 0	0- 0	HOME	0- 0	1- 0	0- 4			
0- 4	0- 0	0- 0	AWAY	0- 1	0- 1	0- 2			
0- 0	0- 0	0- 0	NEUTRAL	0- 0	0- 0	0- 0			

RPI 1-25				RPI 26-50				RPI 51-100				RPI 101+ Team's RPI: 274			
RPI	S	Opponent	Score	RPI	S	Opponent	Score	RPI	S	Opponent	Score	RPI	S	Opponent	Score
22	A	TCU	52 <b>79</b>					75	A	Troy	50 <b>84</b>	107	A	Kansas	48 <b>68</b>
												112	H	UT Arlington	72 55
												121	A	Coastal Caro.	67 <b>75</b>
												125	H	A&M-Corpus Christi	57 48
												153	H	Louisiana	67 <b>73</b>
												163	H	New Orleans	51 49
												169	A	Dartmouth	61 51
												172	H	Little Rock	66 <b>78</b>
												203	H	Arkansas St.	53 <b>56</b>
												229	A	Morgan St.	62 <b>72</b>
												251	A	South Alabama	76 <b>78</b>
												254	A	Oral Roberts	57 <b>63</b>
												277	A	Appalachian St.	65 <b>73</b>
												302	H	UTSA	74 69
												318	H	Alcorn	67 59
												345	H	La.-Monroe	55 <b>58</b>
LAST 10 Division I															
112	H	UT Arlington	72 55	277	A	Appalachian St.	65 <b>73</b>	121	A	Coastal Caro.	67 <b>75</b>				
251	A	South Alabama	76 <b>78</b>	75	A	Troy	50 <b>84</b>	203	H	Arkansas St.	53 <b>56</b>				
				153	H	Louisiana	67 <b>73</b>	172	H	Little Rock	66 <b>78</b>				
				345	H	La.-Monroe	55 <b>58</b>	318	H	Alcorn	67 59				

Non-Div I Games: Texas Lutheran 72 31 Tex. Permian Basin 83 45

Texas St.

■ Loss, 
 ■ Non-Conf, S Site, 
 ■ Home 
 ■ Away 
 N Neutral

Average RPI Win:	233	WON-LOST	WINNING	LAST 10	STRENGTH OF	OPP. STRENGTH	TEAM	ADJ.	CONF.	ADJ CONF.
Average RPI Loss:	75	RECORD	PCT. RANK	GAMES	SCHEDULE	OF SCHEDULE	RPI	RPI	RPI	RPI
DIV. I ONLY	14- 6	57	4-6	292	95	148	148	3	3	
DIV. I NON-CONF.	11- 0	1	1-0	351	333	172	172	4	4	
TOTALS	RPI 1-25	RPI 26-50	W-L RECORDS	RPI 51-100	RPI 101-150	RPI 150+				
14- 6	1- 1	1- 1	OVERALL	1- 1	1- 3	10- 0				
11- 2	0- 0	1- 0	HOME	1- 1	0- 1	9- 0				
2- 4	1- 1	0- 1	AWAY	0- 0	1- 2	0- 0				
1- 0	0- 0	0- 0	NEUTRAL	0- 0	0- 0	1- 0				
11- 0	0- 0	0- 0	NON-CONFERENCE	0- 0	1- 0	10- 0				
9- 0	0- 0	0- 0	HOME	0- 0	0- 0	9- 0				
1- 0	0- 0	0- 0	AWAY	0- 0	1- 0	0- 0				
1- 0	0- 0	0- 0	NEUTRAL	0- 0	0- 0	1- 0				
3- 6	1- 1	1- 1	CONFERENCE	1- 1	0- 3	0- 0				
2- 2	0- 0	1- 0	HOME	1- 1	0- 1	0- 0				
1- 4	1- 1	0- 1	AWAY	0- 0	0- 2	0- 0				
0- 0	0- 0	0- 0	NEUTRAL	0- 0	0- 0	0- 0				

RPI 1-25				RPI 26-50				RPI 51-100				RPI 101+ Team's RPI: 148			
RPI	S	Opponent	Score	RPI	S	Opponent	Score	RPI	S	Opponent	Score	RPI	S	Opponent	Score
7	A	Baylor	79 87	37	H	Oklahoma	89 84	51	H	Iowa St.	66 96	107	A	Kansas	50 67
22	A	TCU	80 76	38	A	Texas	66 92	55	H	Oklahoma St.	109 79	124	A	Kansas St.	70 84
												124	H	Kansas St.	72 76
												126	A	San Diego	64 60
												166	H	Sam Houston St.	99 57
												275	H	Ole Miss	84 48
												297	H	Prairie View	82 48
												302	H	UTSA	115 58
												311	H	Houston Baptist	59 51
												319	H	Ark.-Pine Bluff	81 55
												323	N	Purdue Fort Wayne	82 48
												338	H	Northwestern St.	79 49
												345	H	La.-Monroe	83 38
												346	H	Florida A&M	98 60
LAST 10 Division I															
124	A	Kansas St.	70 84	38	A	Texas	66 92	124	H	Kansas St.	72 76				
55	H	Oklahoma St.	109 79					22	A	TCU	80 76				
7	A	Baylor	79 87					51	H	Iowa St.	66 96				
37	H	Oklahoma	89 84					302	H	UTSA	115 58				
107	A	Kansas	50 67												

Non-Div I Games:

Texas Tech

■ Loss, 
 ■ Non-Conf, S Site, 
 ■ Home 
 ■ Away 
 N Neutral

**T  
o  
l  
e  
d  
o**

T  
o  
l  
e  
d  
o

Toledo

Average RPI Win: <b>208</b>	WON-LOST	WINNING	LAST 10	STRENGTH OF	OPP. STRENGTH	TEAM	ADJ.	CONF.	ADJ CONF.
Average RPI Loss: <b>124</b>	RECORD	PCT. RANK	GAMES	SCHEDULE	OF SCHEDULE	RPI	RPI	RPI	RPI
DIV. I ONLY	<b>9- 10</b>	<b>201</b>	<b>6-4</b>	<b>163</b>	<b>101</b>	<b>194</b>	<b>194</b>	<b>14</b>	<b>14</b>
DIV. I NON-CONF.	<b>4- 6</b>	<b>212</b>	<b>1-0</b>	<b>176</b>	<b>42</b>	<b>227</b>	<b>227</b>	<b>13</b>	<b>13</b>
TOTALS	RPI 1-25	RPI 26-50	W-L RECORDS	RPI 51-100	RPI 101-150	RPI 150+			
9- 10	0- 1	1- 1	OVERALL	0- 2	1- 2	7- 4			
6- 4	0- 0	1- 0	HOME	0- 1	1- 1	4- 2			
2- 5	0- 0	0- 1	AWAY	0- 1	0- 1	2- 2			
1- 1	0- 1	0- 0	NEUTRAL	0- 0	0- 0	1- 0			
4- 6	0- 1	0- 1	NON-CONFERENCE	0- 1	0- 1	4- 2			
3- 2	0- 0	0- 0	HOME	0- 1	0- 0	3- 1			
0- 3	0- 0	0- 1	AWAY	0- 0	0- 1	0- 1			
1- 1	0- 1	0- 0	NEUTRAL	0- 0	0- 0	1- 0			
5- 4	0- 0	1- 0	CONFERENCE	0- 1	1- 1	3- 2			
3- 2	0- 0	1- 0	HOME	0- 0	1- 1	1- 1			
2- 2	0- 0	0- 0	AWAY	0- 1	0- 0	2- 1			
0- 0	0- 0	0- 0	NEUTRAL	0- 0	0- 0	0- 0			

RPI S	Opponent	Score	RPI S	Opponent	Score	RPI S	Opponent	Score	RPI S	Opponent	Score	Team's RPI: 194
12 N	Iowa	72 <b>100</b>	43 H	James Madison	76 75	56 A	Drexel	50 <b>59</b>	126 A	San Diego	67 <b>81</b>	
			46 A	Rutgers	53 <b>67</b>	70 H	Temple	59 <b>74</b>	127 H	Northeastern	81 68	
									140 H	William & Mary	75 <b>83</b>	
									152 H	Elon	61 <b>74</b>	
									181 H	American	63 60	
									188 H	Penn St.	67 <b>73</b>	
									210 A	Delaware	62 <b>69</b>	
									213 H	Mt. St. Mary's	73 57	
									237 N	Iona	75 58	
									238 A	San Diego St.	72 <b>80</b>	
									245 A	Col. of Charleston	79 62	
									255 A	UNCW	62 41	
									258 H	Marshall	59 56	
									312 H	Hofstra	84 71	
LAST 10 Division I												
210 A	Delaware	62 <b>69</b>	245 A	Col. of Charleston	79 62							
56 A	Drexel	50 <b>59</b>	43 H	James Madison	76 75							
312 H	Hofstra	84 71	140 H	William & Mary	75 <b>83</b>							
127 H	Northeastern	81 68	152 H	Elon	61 <b>74</b>							
255 A	UNCW	62 41	258 H	Marshall	59 56							

Non-Div I Games: Chestnut Hill 86 49

Towson

■ Loss, 
 ■ Non-Conf, S Site, 
 ■ Home 
 ■ Away 
 N Neutral

Average RPI Win:	233	WON-LOST	WINNING	LAST 10	STRENGTH OF	OPP. STRENGTH	TEAM	ADJ.	CONF.	ADJ CONF.
Average RPI Loss:	70	RECORD	PCT. RANK	GAMES	SCHEDULE	OF SCHEDULE	RPI	RPI	RPI	RPI
DIV. I ONLY	16- 3	21	9-1	241	228	75	75	21	21	
DIV. I NON-CONF.	7- 2	54	0	123	111	36	36	21	21	
TOTALS	RPI 1-25	RPI 26-50	W-L RECORDS	RPI 51-100	RPI 101-150	RPI 150+				
16- 3	0- 1	0- 1	OVERALL	0- 0	5- 0	11- 1				
8- 1	0- 0	0- 0	HOME	0- 0	2- 0	6- 1				
6- 2	0- 1	0- 1	AWAY	0- 0	2- 0	4- 0				
2- 0	0- 0	0- 0	NEUTRAL	0- 0	1- 0	1- 0				
7- 2	0- 1	0- 1	NON-CONFERENCE	0- 0	3- 0	4- 0				
2- 0	0- 0	0- 0	HOME	0- 0	0- 0	2- 0				
3- 2	0- 1	0- 1	AWAY	0- 0	2- 0	1- 0				
2- 0	0- 0	0- 0	NEUTRAL	0- 0	1- 0	1- 0				
9- 1	0- 0	0- 0	CONFERENCE	0- 0	2- 0	7- 1				
6- 1	0- 0	0- 0	HOME	0- 0	2- 0	4- 1				
3- 0	0- 0	0- 0	AWAY	0- 0	0- 0	3- 0				
0- 0	0- 0	0- 0	NEUTRAL	0- 0	0- 0	0- 0				

RPI 1-25				RPI 26-50				RPI 51-100				Team's RPI: 75				RPI 101+			
RPI	S	Opponent	Score	RPI	S	Opponent	Score	RPI	S	Opponent	Score					RPI	S	Opponent	Score
14	A	Mississippi St.	82 122	42	A	Duke	85 99									112	H	UT Arlington	85 69
																120	N	Kent St.	71 64
																121	H	Coastal Caro.	84 77
																144	A	Samford	74 65
																146	A	Bethune-Cookman	68 62
																153	H	Louisiana	73 79
																179	N	Toledo	71 64
																218	A	Chattanooga	90 51
																251	H	South Alabama	85 68
																260	H	ETSU	79 61
																274	H	Texas St.	84 50
																277	H	Appalachian St.	84 55
																295	A	Ga. Southern	79 69
																306	H	Jacksonville St.	94 64
																328	A	Georgia St.	71 57
																345	A	La.-Monroe	72 65
																345	H	La.-Monroe	77 65
LAST 10 Division I																			
				345	H	La.-Monroe	77 65					295	A	Ga. Southern	79 69				
				251	H	South Alabama	85 68					153	H	Louisiana	73 79				
				112	H	UT Arlington	85 69					345	A	La.-Monroe	72 65				
				274	H	Texas St.	84 50					277	H	Appalachian St.	84 55				
				328	A	Georgia St.	71 57					121	H	Coastal Caro.	84 77				

Non-Div I Games: AUM 72 42 Fort Valley St. 101 52

Troy

Tulane

Through Games Of Feb. 5, 2020

Average RPI Win:	181	WON-LOST	WINNING	LAST 10	STRENGTH OF	OPP. STRENGTH	TEAM	ADJ.	CONF.	ADJ CONF.
Average RPI Loss:	97	RECORD	PCT. RANK	GAMES	SCHEDULE	OF SCHEDULE	RPI	RPI	RPI	RPI
DIV. I ONLY	12- 11	175	7-3	97	87	141	141	9	9	
DIV. I NON-CONF.	5- 8	221	0	81	69	191	191	9	9	
TOTALS	RPI 1-25	RPI 26-50	W-L RECORDS	RPI 51-100	RPI 101-150	RPI 150+				
12- 11	0- 1	0- 1	OVERALL	2- 5	2- 2	8- 2				
7- 7	0- 1	0- 1	HOME	2- 2	0- 2	5- 1				
5- 2	0- 0	0- 0	AWAY	0- 1	2- 0	3- 1				
0- 2	0- 0	0- 0	NEUTRAL	0- 2	0- 0	0- 0				
5- 8	0- 1	0- 1	NON-CONFERENCE	0- 4	1- 1	4- 1				
3- 6	0- 1	0- 1	HOME	0- 2	0- 1	3- 1				
2- 0	0- 0	0- 0	AWAY	0- 0	1- 0	1- 0				
0- 2	0- 0	0- 0	NEUTRAL	0- 2	0- 0	0- 0				
7- 3	0- 0	0- 0	CONFERENCE	2- 1	1- 1	4- 1				
4- 1	0- 0	0- 0	HOME	2- 0	0- 1	2- 0				
3- 2	0- 0	0- 0	AWAY	0- 1	1- 0	2- 1				
0- 0	0- 0	0- 0	NEUTRAL	0- 0	0- 0	0- 0				

RPI 1-25				RPI 26-50				RPI 51-100				RPI 101+ Team's RPI: 141			
RPI	S	Opponent	Score	RPI	S	Opponent	Score	RPI	S	Opponent	Score	RPI	S	Opponent	Score
20	H	LSU	54 59	50	H	Colorado	52 62	58	H	Middle Tenn.	62 64	102	H	Texas Southern	62 72
								60	H	UCF	60 59	132	A	Washington	64 62
								61	N	Boston College	76 89	139	H	Houston	60 66
								71	N	Charlotte	56 60	150	A	Wichita St.	61 56
								72	H	Alabama	56 66	158	H	Jackson St.	82 46
								80	A	South Fla.	56 63	168	A	Memphis	62 64
								88	H	Cincinnati	64 59	168	H	Memphis	59 55
												190	A	Southern Miss.	62 58
												207	H	Central Ark.	65 38
												223	A	SMU	67 66
												250	A	Tulsa	50 46
												250	H	Tulsa	64 62
												251	H	South Alabama	53 62
												295	H	Ga. Southern	56 40
LAST 10 Division I															
168	A	Memphis	62 64	88	H	Cincinnati	64 59								
139	H	Houston	60 66	223	A	SMU	67 66								
250	A	Tulsa	50 46	168	H	Memphis	59 55								
80	A	South Fla.	56 63	250	H	Tulsa	64 62								
60	H	UCF	60 59	150	A	Wichita St.	61 56								

Non-Div I Games:

Tulane

Loss, Non-Conf, S Site, H Home A Away N Neutral



Average RPI Win:	248	WON-LOST	WINNING	LAST 10	STRENGTH OF	OPP. STRENGTH	TEAM	ADJ.	CONF.	ADJ CONF.
Average RPI Loss:	108	RECORD	PCT. RANK	GAMES	SCHEDULE	OF SCHEDULE	RPI	RPI	RPI	RPI
DIV. I ONLY	6- 17	294	1-9	93	98	250	250	9	9	
DIV. I NON-CONF.	5- 8	221	0	89	185	193	193	9	9	
TOTALS	RPI 1-25	RPI 26-50	W-L RECORDS	RPI 51-100	RPI 101-150	RPI 150+				
6- 17	0- 1	0- 3	OVERALL	0- 4	0- 5	6- 4				
5- 6	0- 0	0- 0	HOME	0- 4	0- 2	5- 0				
1- 9	0- 1	0- 1	AWAY	0- 0	0- 3	1- 4				
0- 2	0- 0	0- 2	NEUTRAL	0- 0	0- 0	0- 0				
5- 8	0- 0	0- 3	NON-CONFERENCE	0- 1	0- 2	5- 2				
4- 2	0- 0	0- 0	HOME	0- 1	0- 1	4- 0				
1- 4	0- 0	0- 1	AWAY	0- 0	0- 1	1- 2				
0- 2	0- 0	0- 2	NEUTRAL	0- 0	0- 0	0- 0				
1- 9	0- 1	0- 0	CONFERENCE	0- 3	0- 3	1- 2				
1- 4	0- 0	0- 0	HOME	0- 3	0- 1	1- 0				
0- 5	0- 1	0- 0	AWAY	0- 0	0- 2	0- 2				
0- 0	0- 0	0- 0	NEUTRAL	0- 0	0- 0	0- 0				

RPI	S	Opponent	Score	RPI	S	Opponent	Score	RPI	S	Opponent	Score	RPI	S	Opponent	Score	Team's RPI: 250
10	A	UConn	34 92	32	N	Western Ky.	63 76	55	H	Oklahoma St.	48 78	111	H	SFA	63 67	
				35	N	Marquette	60 61	60	H	UCF	49 62	128	A	Abilene Christian	63 73	
				40	A	Arkansas	41 91	70	H	Temple	65 74	141	A	Tulane	62 64	
								80	H	South Fla.	52 68	141	H	Tulane	46 50	
												150	A	Wichita St.	46 57	
												168	A	Memphis	44 63	
												172	A	Little Rock	51 63	
												203	H	Arkansas St.	79 77	
												223	A	SMU	38 57	
												228	A	Stetson	60 66	
												236	A	UTEP	58 51	
												254	H	Oral Roberts	67 65	
												263	H	Colorado St.	61 55	
												267	H	LMU (CA)	75 56	
												267	H	East Carolina	58 56	
LAST 10 Division I																
60	H	UCF	49 62	10	A	UConn	34 92									
168	A	Memphis	44 63	150	A	Wichita St.	46 57									
141	H	Tulane	46 50	80	H	South Fla.	52 68									
223	A	SMU	38 57	141	A	Tulane	62 64									
267	H	East Carolina	58 56	70	H	Temple	65 74									

Non-Div I Games:

Tulsa

■ Loss, 
 ■ Non-Conf, 
 ■ S Site, 
 ■ Home 
 ■ A Away 
 N Neutral

Average RPI Win:	209	WON-LOST	WINNING	LAST 10	STRENGTH OF	OPP. STRENGTH	TEAM	ADJ.	CONF.	ADJ CONF.
Average RPI Loss:	102	RECORD	PCT. RANK	GAMES	SCHEDULE	OF SCHEDULE	RPI	RPI	RPI	RPI
DIV. I ONLY	13- 7	85	7-3	159	124	110	110	13	13	
DIV. I NON-CONF.	6- 4	123	0	190	108	135	135	14	14	
TOTALS	RPI 1-25	RPI 26-50	W-L RECORDS	RPI 51-100	RPI 101-150	RPI 150+				
13- 7	0- 0	1- 3	OVERALL	0- 2	3- 0	9- 2				
9- 2	0- 0	1- 0	HOME	0- 2	2- 0	6- 0				
3- 4	0- 0	0- 2	AWAY	0- 0	0- 0	3- 2				
1- 1	0- 0	0- 1	NEUTRAL	0- 0	1- 0	0- 0				
6- 4	0- 0	0- 2	NON-CONFERENCE	0- 1	3- 0	3- 1				
4- 1	0- 0	0- 0	HOME	0- 1	2- 0	2- 0				
1- 2	0- 0	0- 1	AWAY	0- 0	0- 0	1- 1				
1- 1	0- 0	0- 1	NEUTRAL	0- 0	1- 0	0- 0				
7- 3	0- 0	1- 1	CONFERENCE	0- 1	0- 0	6- 1				
5- 1	0- 0	1- 0	HOME	0- 1	0- 0	4- 0				
2- 2	0- 0	0- 1	AWAY	0- 0	0- 0	2- 1				
0- 0	0- 0	0- 0	NEUTRAL	0- 0	0- 0	0- 0				

RPI	S	Opponent	Score	RPI	S	Opponent	Score	RPI	S	Opponent	Score	RPI	S	Opponent	Score	Team's RPI: 110
29	H	Old Dominion	76 65	71	H	Charlotte	75 83	102	N	Texas Southern	84 68	117	H	Auburn	80 75	
32	A	Western Ky.	65 69	95	H	Boise St.	81 83	144	H	Samford	76 69	168	A	Memphis	52 77	
37	A	Oklahoma	75 82					184	H	Fla. Atlantic	92 73	235	A	Louisiana Tech	71 51	
50	N	Colorado	69 77					190	A	Southern Miss.	74 68	236	H	UTEP	63 51	
LAST 10 Division I																
236	H	UTEP	63 51	283	H	FIU	71 58	251	H	South Alabama	77 61	258	A	Marshall	56 61	
302	H	UTSA	94 55	258	A	Marshall	56 61	283	H	FIU	71 58	302	H	UTSA	94 55	
235	A	Louisiana Tech	71 51	32	A	Western Ky.	65 69	318	A	Alcorn	86 65	331	H	McNeese	97 70	
190	A	Southern Miss.	74 68	29	H	Old Dominion	76 65									
184	H	Fla. Atlantic	92 73	71	H	Charlotte	75 83									

Non-Div I Games: Ala.-Huntsville 74 57 Tuskegee 103 60

UAB

Loss, Non-Conf, S Site, H Home A Away N Neutral

Average RPI Win:	241	WON-LOST	WINNING	LAST 10	STRENGTH OF	OPP. STRENGTH	TEAM	ADJ.	CONF.	ADJ CONF.
Average RPI Loss:	141	RECORD	PCT. RANK	GAMES	SCHEDULE	OF SCHEDULE	RPI	RPI	RPI	RPI
DIV. I ONLY	10- 9	160	6-4	191	202	162	162	28	28	
DIV. I NON-CONF.	4- 8	235	0-3	114	139	209	209	26	26	
TOTALS	RPI 1-25	RPI 26-50	W-L RECORDS	RPI 51-100	RPI 101-150	RPI 150+				
10- 9	0- 1	0- 0	OVERALL	0- 3	0- 0	10- 5				
7- 2	0- 0	0- 0	HOME	0- 0	0- 0	7- 2				
3- 7	0- 1	0- 0	AWAY	0- 3	0- 0	3- 3				
0- 0	0- 0	0- 0	NEUTRAL	0- 0	0- 0	0- 0				
4- 8	0- 1	0- 0	NON-CONFERENCE	0- 3	0- 0	4- 4				
3- 2	0- 0	0- 0	HOME	0- 0	0- 0	3- 2				
1- 6	0- 1	0- 0	AWAY	0- 3	0- 0	1- 2				
0- 0	0- 0	0- 0	NEUTRAL	0- 0	0- 0	0- 0				
6- 1	0- 0	0- 0	CONFERENCE	0- 0	0- 0	6- 1				
4- 0	0- 0	0- 0	HOME	0- 0	0- 0	4- 0				
2- 1	0- 0	0- 0	AWAY	0- 0	0- 0	2- 1				
0- 0	0- 0	0- 0	NEUTRAL	0- 0	0- 0	0- 0				

RPI 1-25				RPI 26-50				RPI 51-100				RPI 101+ Team's RPI: 162			
RPI	S	Opponent	Score	RPI	S	Opponent	Score	RPI	S	Opponent	Score	RPI	S	Opponent	Score
4	A	Stanford	55 67					54	A	Minnesota	67 76	157	A	Northern Ariz.	71 61
								66	A	Fresno St.	65 73	164	H	Boston U.	75 68
								93	A	Montana St.	65 77	171	A	Saint Mary's (CA)	74 83
												180	H	Santa Clara	61 62
												187	H	Portland St.	70 76
												192	H	Hawaii	62 49
												214	A	Pepperdine	67 70
												222	H	San Francisco	79 67
												259	H	Long Beach St.	57 55
												264	A	UC Santa Barbara	56 46
												264	H	UC Santa Barbara	66 63
												273	H	CSUN	61 39
												298	A	UC Riverside	70 75
												304	H	Sacramento St.	77 75
												314	A	Cal Poly	42 36
LAST 10 Division I															
264	H	UC Santa Barbara	66 63	192	H	Hawaii	62 49								
273	H	CSUN	61 39	298	A	UC Riverside	70 75								
314	A	Cal Poly	42 36	4	A	Stanford	55 67								
264	A	UC Santa Barbara	56 46	214	A	Pepperdine	67 70								
259	H	Long Beach St.	57 55	54	A	Minnesota	67 76								

Non-Div I Games: William Jessup 96 32

UC Davis

■ Loss, 
 ■ Non-Conf, 
 ■ S Site, 
 ■ Home 
 ■ A Away 
 N Neutral

Average RPI Win: 240		WON-LOST	WINNING	LAST 10	STRENGTH OF	OPP. STRENGTH	TEAM	ADJ.	CONF.	ADJ CONF.
Average RPI Loss: 196		RECORD	PCT. RANK	GAMES	SCHEDULE	OF SCHEDULE	RPI	RPI	RPI	RPI
DIV. I ONLY		5- 16	300	2-8	263	221	303	303	28	28
DIV. I NON-CONF.		3- 10	282	0-2	155	168	278	278	26	26
TOTALS		RPI 1-25	RPI 26-50	W-L RECORDS	RPI 51-100	RPI 101-150	RPI 150+			
5- 16	0- 1		0- 0	OVERALL	0- 2	1- 1	4- 12			
2- 4	0- 0		0- 0	HOME	0- 0	1- 0	1- 4			
2- 8	0- 1		0- 0	AWAY	0- 1	0- 0	2- 6			
1- 4	0- 0		0- 0	NEUTRAL	0- 1	0- 1	1- 2			
3- 10	0- 1		0- 0	NON-CONFERENCE	0- 2	1- 1	2- 6			
2- 1	0- 0		0- 0	HOME	0- 0	1- 0	1- 1			
0- 5	0- 1		0- 0	AWAY	0- 1	0- 0	0- 3			
1- 4	0- 0		0- 0	NEUTRAL	0- 1	0- 1	1- 2			
2- 6	0- 0		0- 0	CONFERENCE	0- 0	0- 0	2- 6			
0- 3	0- 0		0- 0	HOME	0- 0	0- 0	0- 3			
2- 3	0- 0		0- 0	AWAY	0- 0	0- 0	2- 3			
0- 0	0- 0		0- 0	NEUTRAL	0- 0	0- 0	0- 0			

RPI 1-25					
RPI	S	Opponent	Score		
11	A	Oregon St.	57	86	
RPI 26-50					
RPI	S	Opponent	Score		
RPI 51-100					
RPI	S	Opponent	Score		
84	A	Washington St.	59	87	
97	N	Vanderbilt	63	76	
RPI 101+					
RPI	S	Opponent	Score		
108	N	Davidson	72	78	
136	H	San Jose St.	79	77	
173	N	North Ala.	60	88	
187	H	Portland St.	61	70	
187	N	Portland St.	83	75	
192	A	Hawaii	70	94	
216	A	Southern Utah	68	82	
222	N	San Francisco	61	68	
223	A	SMU	56	59	
259	H	Long Beach St.	46	56	
264	A	UC Santa Barbara	57	67	
264	H	UC Santa Barbara	61	65	
267	H	LMU (CA)	80	65	
273	A	CSUN	62	70	
273	H	CSUN	51	56	
291	A	Denver	75	83	
298	A	UC Riverside	77	53	
314	A	Cal Poly	68	57	
Team's RPI: 303					
LAST 10 Division I					
264	A	UC Santa Barbara	57	67	
298	A	UC Riverside	77	53	
192	A	Hawaii	70	94	
259	H	Long Beach St.	46	56	
273	H	CSUN	51	56	
314	A	Cal Poly	68	57	
264	H	UC Santa Barbara	61	65	
273	A	CSUN	62	70	
223	A	SMU	56	59	
222	N	San Francisco	61	68	

Non-Div I Games:	Westcliff	93	41
------------------	-----------	----	----

UC Irvine

■ Loss, ■ Non-Conf, S Site, H Home A Away N Neutral

## UC Riverside

Through Games Of Feb. 5, 2020

Average RPI Win:	262	WON-LOST	WINNING	LAST 10	STRENGTH OF	OPP. STRENGTH	TEAM	ADJ.	CONF.	ADJ CONF.
Average RPI Loss:	189	RECORD	PCT. RANK	GAMES	SCHEDULE	OF SCHEDULE	RPI	RPI	RPI	RPI
DIV. I ONLY	6- 15	286	3-7	250	215	298	298	28	28	
DIV. I NON-CONF.	4- 10	259	1-2	191	212	261	261	26	26	
TOTALS	RPI 1-25	RPI 26-50	W-L RECORDS	RPI 51-100	RPI 101-150	RPI 150+				
6- 15	0- 2	0- 0	OVERALL	0- 2	0- 1	6- 10				
5- 4	0- 0	0- 0	HOME	0- 1	0- 0	5- 3				
1- 11	0- 2	0- 0	AWAY	0- 1	0- 1	1- 7				
0- 0	0- 0	0- 0	NEUTRAL	0- 0	0- 0	0- 0				
4- 10	0- 2	0- 0	NON-CONFERENCE	0- 2	0- 1	4- 5				
3- 2	0- 0	0- 0	HOME	0- 1	0- 0	3- 1				
1- 8	0- 2	0- 0	AWAY	0- 1	0- 1	1- 4				
0- 0	0- 0	0- 0	NEUTRAL	0- 0	0- 0	0- 0				
2- 5	0- 0	0- 0	CONFERENCE	0- 0	0- 0	2- 5				
2- 2	0- 0	0- 0	HOME	0- 0	0- 0	2- 2				
0- 3	0- 0	0- 0	AWAY	0- 0	0- 0	0- 3				
0- 0	0- 0	0- 0	NEUTRAL	0- 0	0- 0	0- 0				

RPI 1-25				RPI 26-50				RPI 51-100				RPI 101+ Team's RPI: 298			
RPI	S	Opponent	Score	RPI	S	Opponent	Score	RPI	S	Opponent	Score	RPI	S	Opponent	Score
1	A	Oregon	41 84					85	H	Southern California	59 76	129	A	California	61 84
25	A	Arizona	27 70					99	A	VCU	51 67	162	H	UC Davis	75 70
												192	A	Hawaii	57 80
												192	H	Hawaii	59 65
												204	A	New Mexico	70 80
												216	A	Southern Utah	68 79
												217	H	CSU Bakersfield	53 52
												236	A	UTEP	50 63
												259	A	Long Beach St.	67 73
												263	A	Colorado St.	40 52
												264	H	UC Santa Barbara	66 61
												287	H	California Baptist	80 64
												303	H	UC Irvine	53 77
												314	A	Cal Poly	70 75
												316	H	Weber St.	54 64
												320	A	New Mexico St.	60 58
												324	H	Utah Valley	67 53
LAST 10 Division I															
303	H	UC Irvine	53 77	192	A	Hawaii	57 80								
259	A	Long Beach St.	67 73	162	H	UC Davis	75 70								
192	H	Hawaii	59 65	217	H	CSU Bakersfield	53 52								
314	A	Cal Poly	70 75	99	A	VCU	51 67								
264	H	UC Santa Barbara	66 61	216	A	Southern Utah	68 79								

Non-Div I Games:

UC Riverside

■ Loss, 
 ■ Non-Conf, 
 ■ S Site, 
 ■ Home 
 ■ A Away 
 N Neutral

Average RPI Win: 268		WON-LOST	WINNING	LAST 10	STRENGTH OF	OPP. STRENGTH	TEAM	ADJ.	CONF.	ADJ CONF.
Average RPI Loss: 180		RECORD	PCT. RANK	GAMES	SCHEDULE	OF SCHEDULE	RPI	RPI	RPI	RPI
DIV. I ONLY		8- 12	237	4-6	245	312	264	264	28	28
DIV. I NON-CONF.		4- 8	235	0-2	161	304	259	259	26	26
TOTALS		RPI 1-25	RPI 26-50	W-L RECORDS	RPI 51-100	RPI 101-150	RPI 150+			
8- 12	0- 1		0- 0	OVERALL	1- 0	0- 3	7- 8			
5- 4	0- 0		0- 0	HOME	1- 0	0- 2	4- 2			
2- 7	0- 1		0- 0	AWAY	0- 0	0- 0	2- 6			
1- 1	0- 0		0- 0	NEUTRAL	0- 0	0- 1	1- 0			
4- 8	0- 1		0- 0	NON-CONFERENCE	1- 0	0- 3	3- 4			
3- 2	0- 0		0- 0	HOME	1- 0	0- 2	2- 0			
0- 5	0- 1		0- 0	AWAY	0- 0	0- 0	0- 4			
1- 1	0- 0		0- 0	NEUTRAL	0- 0	0- 1	1- 0			
4- 4	0- 0		0- 0	CONFERENCE	0- 0	0- 0	4- 4			
2- 2	0- 0		0- 0	HOME	0- 0	0- 0	2- 2			
2- 2	0- 0		0- 0	AWAY	0- 0	0- 0	2- 2			
0- 0	0- 0		0- 0	NEUTRAL	0- 0	0- 0	0- 0			

RPI 1-25				RPI 26-50				RPI 51-100				RPI 101+ Team's RPI: 264			
RPI	S	Opponent	Score	RPI	S	Opponent	Score	RPI	S	Opponent	Score	RPI	S	Opponent	Score
25	A	Arizona	42 61					85	H	Southern California	57 46	111	N	SFA	56 67
												114	H	Pacific	53 63
												136	H	San Jose St.	70 73
												162	A	UC Davis	63 66
												162	H	UC Davis	46 56
												171	A	Saint Mary's (CA)	43 64
												217	A	CSU Bakersfield	62 66
												230	A	Cal St. Fullerton	75 66
												230	H	Cal St. Fullerton	68 70
												238	H	San Diego St.	64 52
												249	A	Grand Canyon	57 58
												287	A	California Baptist	81 85
												298	A	UC Riverside	61 66
												303	A	UC Irvine	65 61
												303	H	UC Irvine	67 57
												314	H	Cal Poly	52 50
												324	H	Utah Valley	59 51
												349	N	Chicago St.	96 65
LAST 10 Division I															
				303	H	UC Irvine	67 57					303	A	UC Irvine	65 61
				162	A	UC Davis	63 66					314	H	Cal Poly	52 50
				230	A	Cal St. Fullerton	75 66					230	H	Cal St. Fullerton	68 70
				162	H	UC Davis	46 56					25	A	Arizona	42 61
				298	A	UC Riverside	61 66					249	A	Grand Canyon	57 58

Non-Div I Games:	Ottawa (AZ)	72	57
------------------	-------------	----	----

UC Santa Barbara

Loss, Non-Conf, S Site, H Home A Away N Neutral

UCF				STRENGTH OF SCHEDULE	OPP. STRENGTH OF SCHEDULE	TEAM RPI	ADJ. RPI	CONF. RPI	ADJ CONF. RPI
Average RPI Win:	182	WON-LOST RECORD	WINNING PCT. RANK						
Average RPI Loss:	56		LAST 10 GAMES						
DIV. I ONLY	13- 8	104	6-4	48	76	60	60	9	9
DIV. I NON-CONF.	8- 4	90	1-0	24	94	46	46	9	9
-----									
TOTALS	RPI 1-25	RPI 26-50	W-L RECORDS	RPI 51-100	RPI 101-150	RPI 150+			
13- 8	1- 2	0- 2	OVERALL	1- 3	1- 1	10- 0			
10- 1	1- 1	0- 0	HOME	0- 0	0- 0	9- 0			
3- 5	0- 0	0- 1	AWAY	1- 3	1- 1	1- 0			
0- 2	0- 1	0- 1	NEUTRAL	0- 0	0- 0	0- 0			
8- 4	1- 1	0- 2	NON-CONFERENCE	0- 1	1- 0	6- 0			
7- 0	1- 0	0- 0	HOME	0- 0	0- 0	6- 0			
1- 2	0- 0	0- 1	AWAY	0- 1	1- 0	0- 0			
0- 2	0- 1	0- 1	NEUTRAL	0- 0	0- 0	0- 0			
5- 4	0- 1	0- 0	CONFERENCE	1- 2	0- 1	4- 0			
3- 1	0- 1	0- 0	HOME	0- 0	0- 0	3- 0			
2- 3	0- 0	0- 0	AWAY	1- 2	0- 1	1- 0			
0- 0	0- 0	0- 0	NEUTRAL	0- 0	0- 0	0- 0			

RPI 1-25				RPI 26-50				RPI 51-100 Team's RPI: 60				RPI 101+			
RPI	S	Opponent	Score	RPI	S	Opponent	Score	RPI	S	Opponent	Score	RPI	S	Opponent	Score
5	N	UCLA	56 61	26	A	FGCU	50 72	63	A	Belmont	37 72	111	A	SFA	63 57
10	H	UConn	52 59	43	N	James Madison	43 46	70	A	Temple	65 67	141	A	Tulane	59 60
18	H	Central Mich.	64 58					80	A	South Fla.	64 57	168	H	Memphis	82 66
								88	A	Cincinnati	64 81	169	H	Quinnipiac	80 58
												171	H	Saint Mary's (CA)	67 58
												199	H	Wright St.	69 53
												210	H	Delaware	75 49
												223	H	SMU	67 57
												228	H	Stetson	66 40
												250	A	Tulsa	62 49
												266	H	Pittsburgh	74 58
												267	H	East Carolina	91 55
-----															
LAST 10 Division I															
250	A	Tulsa	62 49	80	A	South Fla.	64 57								
223	H	SMU	67 57	10	H	UConn	52 59								
70	A	Temple	65 67	88	A	Cincinnati	64 81								
168	H	Memphis	82 66	267	H	East Carolina	91 55								
141	A	Tulane	59 60	18	H	Central Mich.	64 58								

Non-Div I Games:

UCF

■ Loss, 
 ■ Non-Conf, 
 ■ S Site, 
 ■ H Home 
 ■ A Away 
 N Neutral

U  
C  
L  
AU  
C  
L  
A

UCLA

Page 304



Average RPI Win:	109	WON-LOST	WINNING	LAST 10	STRENGTH OF	OPP. STRENGTH	TEAM	ADJ.	CONF.	ADJ CONF.
Average RPI Loss:	4	RECORD	PCT. RANK	GAMES	SCHEDULE	OF SCHEDULE	RPI	RPI	RPI	RPI
DIV. I ONLY	19- 2	11	8-2	27	3	10	10	9	9	
DIV. I NON-CONF.	10- 2	29	1-2	8	1	3	3	9	9	
TOTALS	RPI 1-25	RPI 26-50	W-L RECORDS	RPI 51-100	RPI 101-150	RPI 150+				
19- 2	1- 2	4- 0	OVERALL	6- 0	4- 0	4- 0				
8- 2	0- 2	2- 0	HOME	1- 0	4- 0	1- 0				
10- 0	1- 0	1- 0	AWAY	5- 0	0- 0	3- 0				
1- 0	0- 0	1- 0	NEUTRAL	0- 0	0- 0	0- 0				
10- 2	1- 2	4- 0	NON-CONFERENCE	3- 0	2- 0	0- 0				
4- 2	0- 2	2- 0	HOME	0- 0	2- 0	0- 0				
5- 0	1- 0	1- 0	AWAY	3- 0	0- 0	0- 0				
1- 0	0- 0	1- 0	NEUTRAL	0- 0	0- 0	0- 0				
9- 0	0- 0	0- 0	CONFERENCE	3- 0	2- 0	4- 0				
4- 0	0- 0	0- 0	HOME	1- 0	2- 0	1- 0				
5- 0	0- 0	0- 0	AWAY	2- 0	0- 0	3- 0				
0- 0	0- 0	0- 0	NEUTRAL	0- 0	0- 0	0- 0				

RPI	S	Opponent	Score	RPI	S	Opponent	Score	RPI	S	Opponent	Score	RPI	S	Opponent	Score
1	H	Oregon	56 74	28	A	Ohio St.	73 62	60	A	UCF	59 52	106	H	Notre Dame	81 57
7	H	Baylor	58 74	37	N	Oklahoma	97 53	65	A	Dayton	75 37	129	H	California	72 61
21	A	DePaul	84 74	44	H	Tennessee	60 45	70	A	Temple	83 54	139	H	Houston	91 51
				45	H	Virginia	83 44	78	A	Seton Hall	92 78	150	H	Wichita St.	83 55
								88	H	Cincinnati	80 50	168	A	Memphis	68 56
								97	A	Vanderbilt	64 51	223	A	SMU	80 42
												250	H	Tulsa	92 34
												267	A	East Carolina	98 42
LAST 10 Division I															
1	H	Oregon	56 74	60	A	UCF	59 52	168	A	Memphis	68 56	139	H	Houston	91 51
88	H	Cincinnati	80 50	7	H	Baylor	58 74	7	H	Baylor	58 74	223	A	SMU	80 42
267	A	East Carolina	98 42												
44	H	Tennessee	60 45												
250	H	Tulsa	92 34												

Non-Div I Games:

UConn

■ Loss, 
 ■ Non-Conf, S Site, 
 ■ Home 
 ■ Away 
 N Neutral

UIC				STRENGTH OF SCHEDULE	OPP. STRENGTH OF SCHEDULE	TEAM RPI	ADJ. RPI	CONF. RPI	ADJ CONF. RPI
Average RPI Win:	287	WON-LOST RECORD	WINNING PCT. RANK						
Average RPI Loss:	185		LAST 10 GAMES						
DIV. I ONLY	3- 19	334	2-8	270	268	336	336	22	22
DIV. I NON-CONF.	1- 10	329	0	308	205	338	338	20	20
<hr/>									
TOTALS	RPI 1-25	RPI 26-50	W-L RECORDS	RPI 51-100	RPI 101-150	RPI 150+			
3- 19	0- 1	0- 0	OVERALL	0- 1	0- 3	3- 14			
2- 10	0- 1	0- 0	HOME	0- 1	0- 0	2- 8			
1- 9	0- 0	0- 0	AWAY	0- 0	0- 3	1- 6			
0- 0	0- 0	0- 0	NEUTRAL	0- 0	0- 0	0- 0			
1- 10	0- 1	0- 0	NON-CONFERENCE	0- 0	0- 2	1- 7			
0- 5	0- 1	0- 0	HOME	0- 0	0- 0	0- 4			
1- 5	0- 0	0- 0	AWAY	0- 0	0- 2	1- 3			
0- 0	0- 0	0- 0	NEUTRAL	0- 0	0- 0	0- 0			
2- 9	0- 0	0- 0	CONFERENCE	0- 1	0- 1	2- 7			
2- 5	0- 0	0- 0	HOME	0- 1	0- 0	2- 4			
0- 4	0- 0	0- 0	AWAY	0- 0	0- 1	0- 3			
0- 0	0- 0	0- 0	NEUTRAL	0- 0	0- 0	0- 0			

RPI 1-25				RPI 26-50				RPI 51-100				RPI 101+ Team's RPI: 336			
RPI	S	Opponent	Score	RPI	S	Opponent	Score	RPI	S	Opponent	Score	RPI	S	Opponent	Score
23	H	Florida St.	42 86					53	H	IUPUI	49 88	107	A	Kansas	50 91
												124	A	Kansas St.	40 84
												135	A	Green Bay	36 73
												155	H	Western Mich.	52 80
												159	A	Valparaiso	37 63
												160	A	Miami (OH)	35 85
												178	H	Eastern Mich.	59 68
												193	A	Cleveland St.	44 84
												193	H	Cleveland St.	43 83
												199	H	Wright St.	43 58
												208	H	Northern Ky.	46 88
												231	H	Eastern Ill.	45 80
												232	A	Youngstown St.	65 77
												232	H	Youngstown St.	59 53
												242	A	Milwaukee	55 71
												278	H	Indiana St.	40 61
												281	H	Oakland	70 64
												323	A	Purdue Fort Wayne	50 61
												329	H	Detroit Mercy	62 70
												349	A	Chicago St.	73 61
<hr/>															
LAST 10 Division I															
193	H	Cleveland St.	43 83	208	H	Northern Ky.	46 88								
232	H	Youngstown St.	59 53	199	H	Wright St.	43 58								
53	H	IUPUI	49 88	281	H	Oakland	70 64								
135	A	Green Bay	36 73	329	H	Detroit Mercy	62 70								
242	A	Milwaukee	55 71	232	A	Youngstown St.	65 77								

Non-Div I Games:

UIC

■ Loss, 
 ■ Non-Conf, 
 S Site, 
 ■ Home 
 ■ Away 
 N Neutral

UMBC				STRENGTH OF SCHEDULE	OPP. STRENGTH OF SCHEDULE	TEAM RPI	ADJ. RPI	CONF. RPI	ADJ CONF. RPI
Average RPI Win:	277	WON-LOST RECORD	WINNING PCT. RANK						
Average RPI Loss:	206		LAST 10 GAMES						
DIV. I ONLY	6- 14	277	3-7	278	338	301	301	27	27
DIV. I NON-CONF.	3- 7	252	0	283	327	309	309	28	28
-----									
TOTALS	RPI 1-25		RPI 26-50	W-L RECORDS	RPI 51-100	RPI 101-150		RPI 150+	
6- 14	0- 0		0- 0	OVERALL	0- 2	0- 2		6- 10	
3- 4	0- 0		0- 0	HOME	0- 1	0- 0		3- 3	
3- 8	0- 0		0- 0	AWAY	0- 1	0- 2		3- 5	
0- 2	0- 0		0- 0	NEUTRAL	0- 0	0- 0		0- 2	
3- 7	0- 0		0- 0	NON-CONFERENCE	0- 0	0- 2		3- 5	
2- 1	0- 0		0- 0	HOME	0- 0	0- 0		2- 1	
1- 4	0- 0		0- 0	AWAY	0- 0	0- 2		1- 2	
0- 2	0- 0		0- 0	NEUTRAL	0- 0	0- 0		0- 2	
3- 7	0- 0		0- 0	CONFERENCE	0- 2	0- 0		3- 5	
1- 3	0- 0		0- 0	HOME	0- 1	0- 0		1- 2	
2- 4	0- 0		0- 0	AWAY	0- 1	0- 0		2- 3	
0- 0	0- 0		0- 0	NEUTRAL	0- 0	0- 0		0- 0	

RPI 1-25				RPI 26-50				RPI 51-100				RPI 101+				Team's RPI: 301	
RPI	S	Opponent	Score	RPI	S	Opponent	Score	RPI	S	Opponent	Score	RPI	S	Opponent	Score		
								79	A	Stony Brook	45	57	115	A	Syracuse	48	82
								79	H	Stony Brook	49	66	140	A	William & Mary	48	76
												156	A	Lafayette	65	58	
												189	H	Binghamton	43	61	
												201	A	UMass Lowell	64	75	
												202	N	La Salle	58	74	
												213	A	Mt. St. Mary's	61	71	
												224	N	Kennesaw St.	44	59	
												229	H	Morgan St.	65	63	
												239	A	Maine	74	54	
												270	H	Howard	61	72	
												272	H	New Hampshire	63	72	
												286	A	Wagner	60	67	
												299	A	Vermont	58	60	
												309	A	Albany (NY)	51	56	
												342	H	Coppin St.	71	48	
												348	A	Hartford	56	47	
												348	H	Hartford	61	54	
-----																	
LAST 10 Division I																	
				348	A	Hartford	56	47				272	H	New Hampshire	63	72	
				79	H	Stony Brook	49	66				299	A	Vermont	58	60	
				309	A	Albany (NY)	51	56				189	H	Binghamton	43	61	
				239	A	Maine	74	54				201	A	UMass Lowell	64	75	
				348	H	Hartford	61	54				79	A	Stony Brook	45	57	

Non-Div I Games: Gettysburg 92 50

UMBC

■ Loss, 
 ■ Non-Conf, 
 ■ S Site, 
 ■ H Home 
 ■ A Away 
 N Neutral

Average RPI Win:	267	WON-LOST	WINNING	LAST 10	STRENGTH OF	OPP. STRENGTH	TEAM	ADJ.	CONF.	ADJ CONF.
Average RPI Loss:	178	RECORD	PCT. RANK	GAMES	SCHEDULE	OF SCHEDULE	RPI	RPI	RPI	RPI
DIV. I ONLY	2- 16	336	1-9	181	276	326	326	29	29	
DIV. I NON-CONF.	1- 10	329	0-3	119	179	311	311	29	29	
TOTALS	RPI 1-25	RPI 26-50	W-L RECORDS	RPI 51-100	RPI 101-150	RPI 150+				
2- 16	0- 0	0- 2	OVERALL	0- 1	0- 4	2- 9				
2- 6	0- 0	0- 0	HOME	0- 0	0- 2	2- 4				
0- 10	0- 0	0- 2	AWAY	0- 1	0- 2	0- 5				
0- 0	0- 0	0- 0	NEUTRAL	0- 0	0- 0	0- 0				
1- 10	0- 0	0- 2	NON-CONFERENCE	0- 1	0- 3	1- 4				
1- 3	0- 0	0- 0	HOME	0- 0	0- 1	1- 2				
0- 7	0- 0	0- 2	AWAY	0- 1	0- 2	0- 2				
0- 0	0- 0	0- 0	NEUTRAL	0- 0	0- 0	0- 0				
1- 6	0- 0	0- 0	CONFERENCE	0- 0	0- 1	1- 5				
1- 3	0- 0	0- 0	HOME	0- 0	0- 1	1- 2				
0- 3	0- 0	0- 0	AWAY	0- 0	0- 0	0- 3				
0- 0	0- 0	0- 0	NEUTRAL	0- 0	0- 0	0- 0				

RPI 1-25			RPI 26-50			RPI 51-100			RPI 101+ Team's RPI: 326		
RPI	S	Opponent	Score	RPI	S	Opponent	Score	RPI	S	Opponent	Score
29	A	Old Dominion	39 48	71	A	Charlotte	44 64	115	A	Syracuse	50 65
34	A	Virginia Tech	43 86					131	H	N.C. A&T	31 67
								140	A	William & Mary	50 78
								145	H	Richmond	52 64
								151	A	UNC Greensboro	48 86
								174	A	Norfolk St.	45 68
								213	H	Mt. St. Mary's	78 76
								229	H	Morgan St.	44 55
								240	H	Georgetown	39 57
								246	H	Longwood	62 71
								262	A	Delaware St.	58 72
								267	A	East Carolina	42 57
								270	H	Howard	58 79
								321	H	N.C. Central	65 63
								350	A	South Carolina St.	55 60
LAST 10 Division I											
262	A	Delaware St.	58 72	131	H	N.C. A&T	31 67				
229	H	Morgan St.	44 55	270	H	Howard	58 79				
350	A	South Carolina St.	55 60	71	A	Charlotte	44 64				
174	A	Norfolk St.	45 68	240	H	Georgetown	39 57				
321	H	N.C. Central	65 63	246	H	Longwood	62 71				

Non-Div I Games: Greensboro 65 48 Wesley 75 29

UMES

Loss, Non-Conf, S Site, H Home A Away N Neutral

UMKC				STRENGTH OF SCHEDULE	OPP. STRENGTH OF SCHEDULE	TEAM RPI	ADJ. RPI	CONF. RPI	ADJ CONF. RPI
Average RPI Win:	270	WON-LOST RECORD	WINNING PCT. RANK						
Average RPI Loss:	157		LAST 10 GAMES						
DIV. I ONLY	11- 9	138	7-3	321	190	247	247	31	31
DIV. I NON-CONF.	5- 7	205	1-1	255	41	262	262	32	32
-----									
TOTALS	RPI 1-25	RPI 26-50	W-L RECORDS	RPI 51-100	RPI 101-150	RPI 150+			
11- 9	0- 1	0- 0	OVERALL	0- 0	1- 5	10- 3			
8- 4	0- 0	0- 0	HOME	0- 0	1- 4	7- 0			
3- 5	0- 1	0- 0	AWAY	0- 0	0- 1	3- 3			
0- 0	0- 0	0- 0	NEUTRAL	0- 0	0- 0	0- 0			
5- 7	0- 1	0- 0	NON-CONFERENCE	0- 0	1- 5	4- 1			
4- 4	0- 0	0- 0	HOME	0- 0	1- 4	3- 0			
1- 3	0- 1	0- 0	AWAY	0- 0	0- 1	1- 1			
0- 0	0- 0	0- 0	NEUTRAL	0- 0	0- 0	0- 0			
6- 2	0- 0	0- 0	CONFERENCE	0- 0	0- 0	6- 2			
4- 0	0- 0	0- 0	HOME	0- 0	0- 0	4- 0			
2- 2	0- 0	0- 0	AWAY	0- 0	0- 0	2- 2			
0- 0	0- 0	0- 0	NEUTRAL	0- 0	0- 0	0- 0			

RPI 1-25				RPI 26-50				RPI 51-100				RPI 101+ Team's RPI: 247			
RPI	S	Opponent	Score	RPI	S	Opponent	Score	RPI	S	Opponent	Score	RPI	S	Opponent	Score
8	A	Missouri St.	58 83									108	H	Davidson	64 74
												109	H	Liberty	44 68
												114	A	Pacific	60 89
												118	H	Loyola Chicago	67 72
												124	H	Kansas St.	67 74
												147	H	Missouri	59 56
												187	H	Portland St.	87 69
												217	A	CSU Bakersfield	60 70
												221	A	George Mason	64 58
												249	A	Grand Canyon	74 53
												287	H	California Baptist	75 65
												291	H	Denver	83 79
												293	A	Omaha	53 57
												300	H	UTRGV	60 56
												308	H	Eastern Wash.	66 55
												313	A	Seattle U	76 65
												320	H	New Mexico St.	56 52
												324	A	Utah Valley	41 62
												349	H	Chicago St.	73 57
-----															
LAST 10 Division I															
				349	H	Chicago St.	73 57	300	H	UTRGV	60 56				
				287	H	California Baptist	75 65	324	A	Utah Valley	41 62				
				249	A	Grand Canyon	74 53	313	A	Seattle U	76 65				
				217	A	CSU Bakersfield	60 70	109	H	Liberty	44 68				
				320	H	New Mexico St.	56 52	308	H	Eastern Wash.	66 55				

Non-Div I Games: Rockhurst 78 60 Science &amp; Arts Okla74 43

UMKC

Loss, Non-Conf, S Site, H Home A Away N Neutral

Average RPI Win:	295	WON-LOST	WINNING	LAST 10	STRENGTH OF	OPP. STRENGTH	TEAM	ADJ.	CONF.	ADJ CONF.
Average RPI Loss:	112	RECORD	PCT. RANK	GAMES	SCHEDULE	OF SCHEDULE	RPI	RPI	RPI	RPI
DIV. I ONLY	12- 11	175	8-2	209	309	201	201	27	27	
DIV. I NON-CONF.	4- 9	250	0	225	266	267	267	28	28	
TOTALS	RPI 1-25	RPI 26-50	W-L RECORDS	RPI 51-100	RPI 101-150	RPI 150+				
12- 11	0- 0	0- 1	OVERALL	0- 4	0- 4	12- 2				
7- 5	0- 0	0- 1	HOME	0- 1	0- 2	7- 1				
5- 6	0- 0	0- 0	AWAY	0- 3	0- 2	5- 1				
0- 0	0- 0	0- 0	NEUTRAL	0- 0	0- 0	0- 0				
4- 9	0- 0	0- 1	NON-CONFERENCE	0- 2	0- 4	4- 2				
2- 4	0- 0	0- 1	HOME	0- 0	0- 2	2- 1				
2- 5	0- 0	0- 0	AWAY	0- 2	0- 2	2- 1				
0- 0	0- 0	0- 0	NEUTRAL	0- 0	0- 0	0- 0				
8- 2	0- 0	0- 0	CONFERENCE	0- 2	0- 0	8- 0				
5- 1	0- 0	0- 0	HOME	0- 1	0- 0	5- 0				
3- 1	0- 0	0- 0	AWAY	0- 1	0- 0	3- 0				
0- 0	0- 0	0- 0	NEUTRAL	0- 0	0- 0	0- 0				

RPI 1-25				RPI 26-50				RPI 51-100				RPI 101+				Team's RPI: 201	
RPI	S	Opponent	Score	RPI	S	Opponent	Score	RPI	S	Opponent	Score	RPI	S	Opponent	Score		
				36	H	Yale	59 67	61	A	Boston College	46 89	107	A	Kansas	44 79		
								79	A	Stony Brook	41 60	133	A	Providence	38 63		
								79	H	Stony Brook	69 89	138	H	Cornell	56 70		
								82	A	Colgate	51 73	142	H	Massachusetts	58 74		
												169	H	Dartmouth	51 62		
												189	A	Binghamton	66 56		
												206	A	Merrimack	50 73		
												239	H	Maine	66 57		
												272	A	New Hampshire	66 53		
												272	H	New Hampshire	58 53		
												299	H	Vermont	61 47		
												301	H	UMBC	75 64		
												309	H	Albany (NY)	53 51		
												315	A	Bryant	55 35		
												322	H	Fairleigh Dickinson	61 56		
												334	H	LIU Brooklyn	65 56		
												344	A	Central Conn. St.	56 54		
												348	A	Hartford	68 63		
LAST 10 Division I																	
				79	H	Stony Brook	69 89	239	H	Maine	66 57						
				272	A	New Hampshire	66 53	189	A	Binghamton	66 56						
				79	A	Stony Brook	41 60	348	A	Hartford	68 63						
				299	H	Vermont	61 47	301	H	UMBC	75 64						
				309	H	Albany (NY)	53 51	272	H	New Hampshire	58 53						

Non-Div I Games:

UMass Lowell

■ Loss, 
 ■ Non-Conf, S Site, 
 ■ Home 
 ■ Away 
 N Neutral

## UNC Asheville

Through Games Of Feb. 5, 2020

Average RPI Win:	264	WON-LOST	WINNING	LAST 10	STRENGTH OF	OPP. STRENGTH	TEAM	ADJ.	CONF.	ADJ CONF.
Average RPI Loss:	210	RECORD	PCT. RANK	GAMES	SCHEDULE	OF SCHEDULE	RPI	RPI	RPI	RPI
DIV. I ONLY	10- 9	160	5-5	318	330	253	253	26	26	
DIV. I NON-CONF.	4- 3	138	0	339	286	235	235	27	27	
TOTALS	RPI 1-25	RPI 26-50	W-L RECORDS	RPI 51-100	RPI 101-150	RPI 150+				
10- 9	0- 0	0- 0	OVERALL	0- 1	1- 0	9- 8				
4- 5	0- 0	0- 0	HOME	0- 0	1- 0	3- 5				
5- 4	0- 0	0- 0	AWAY	0- 1	0- 0	5- 3				
1- 0	0- 0	0- 0	NEUTRAL	0- 0	0- 0	1- 0				
4- 3	0- 0	0- 0	NON-CONFERENCE	0- 1	0- 0	4- 2				
1- 1	0- 0	0- 0	HOME	0- 0	0- 0	1- 1				
2- 2	0- 0	0- 0	AWAY	0- 1	0- 0	2- 1				
1- 0	0- 0	0- 0	NEUTRAL	0- 0	0- 0	1- 0				
6- 6	0- 0	0- 0	CONFERENCE	0- 0	1- 0	5- 6				
3- 4	0- 0	0- 0	HOME	0- 0	1- 0	2- 4				
3- 2	0- 0	0- 0	AWAY	0- 0	0- 0	3- 2				
0- 0	0- 0	0- 0	NEUTRAL	0- 0	0- 0	0- 0				

RPI 1-25			RPI 26-50			RPI 51-100			RPI 101+			Team's RPI: 253
RPI	S	Opponent	Score	RPI	S	Opponent	Score	RPI	S	Opponent	Score	
						57 A Miami (FL)	46 75			130 H Campbell	60 52	
										151 H UNC Greensboro	40 67	
										167 A Hampton	59 68	
										167 H Hampton	66 76	
										196 H High Point	76 60	
										219 A Radford	63 50	
										243 H Gardner-Webb	59 65	
										244 N Southern U.	53 34	
										246 A Longwood	56 73	
										246 H Longwood	51 54	
										260 A ETSU	72 54	
										261 A Winthrop	50 43	
										271 A Wofford	38 75	
										310 H Presbyterian	54 39	
										335 A USC Upstate	68 48	
										339 A Western Caro.	64 47	
										341 H Charleston So.	48 60	
										350 H South Carolina St.	82 51	
LAST 10 Division I												
						246 H Longwood	51 54			341 H Charleston So.	48 60	
						167 H Hampton	66 76			219 A Radford	63 50	
						261 A Winthrop	50 43			196 H High Point	76 60	
						246 A Longwood	56 73			335 A USC Upstate	68 48	
						243 H Gardner-Webb	59 65			130 H Campbell	60 52	

Non-Div I Games: Montreat 89 45 Lenoir-Rhyne 68 48

UNC Asheville

Loss, Non-Conf, S Site, H Home A Away N Neutral

UNC Greensboro

Through Games Of Feb. 5, 2020

Average RPI Win:	244	WON-LOST	WINNING	LAST 10	STRENGTH OF	OPP. STRENGTH	TEAM	ADJ.	CONF.	ADJ CONF.
Average RPI Loss:	157	RECORD	PCT. RANK	GAMES	SCHEDULE	OF SCHEDULE	RPI	RPI	RPI	RPI
DIV. I ONLY	13- 6	68	8-2	281	273	151	151	25	25	
DIV. I NON-CONF.	8- 4	90	3-0	171	306	101	101	24	24	
TOTALS	RPI 1-25	RPI 26-50	W-L RECORDS	RPI 51-100	RPI 101-150	RPI 150+				
13- 6	0- 0	0- 0	OVERALL	1- 0	1- 5	11- 1				
8- 2	0- 0	0- 0	HOME	0- 0	0- 2	8- 0				
5- 4	0- 0	0- 0	AWAY	1- 0	1- 3	3- 1				
0- 0	0- 0	0- 0	NEUTRAL	0- 0	0- 0	0- 0				
8- 4	0- 0	0- 0	NON-CONFERENCE	1- 0	1- 4	6- 0				
4- 1	0- 0	0- 0	HOME	0- 0	0- 1	4- 0				
4- 3	0- 0	0- 0	AWAY	1- 0	1- 3	2- 0				
0- 0	0- 0	0- 0	NEUTRAL	0- 0	0- 0	0- 0				
5- 2	0- 0	0- 0	CONFERENCE	0- 0	0- 1	5- 1				
4- 1	0- 0	0- 0	HOME	0- 0	0- 1	4- 0				
1- 1	0- 0	0- 0	AWAY	0- 0	0- 0	1- 1				
0- 0	0- 0	0- 0	NEUTRAL	0- 0	0- 0	0- 0				

RPI S	Opponent	Score	RPI S	Opponent	Score	RPI S	Opponent	Score	RPI S	Opponent	Score	Team's RPI: 151
						92	A Wake Forest	67 65	109	A Liberty	58 53	
									121	A Coastal Caro.	54 63	
									130	A Campbell	64 72	
									131	A N.C. A&T	48 57	
									144	H Samford	42 56	
									145	H Richmond	62 70	
									196	H High Point	82 70	
									197	A Furman	59 53	
									218	H Chattanooga	49 41	
									245	A Col. of Charleston	69 56	
									253	A UNC Asheville	67 40	
									260	H ETSU	63 47	
									271	A Wofford	61 66	
									277	H Appalachian St.	54 47	
									326	H UMES	86 48	
									328	H Georgia St.	64 49	
									332	H Mercer	67 51	
									339	H Western Caro.	54 43	
LAST 10 Division I												
			144	H Samford	42 56		218	H Chattanooga	49 41			
			332	H Mercer	67 51		260	H ETSU	63 47			
			271	A Wofford	61 66		277	H Appalachian St.	54 47			
			197	A Furman	59 53		196	H High Point	82 70			
			339	H Western Caro.	54 43		245	A Col. of Charleston	69 56			

Non-Div I Games: Erskine 106 44 Concord 80 45 Lenoir-Rhyne 84 59

UNC Greensboro



Average RPI Win:	264	WON-LOST	WINNING	LAST 10	STRENGTH OF	OPP. STRENGTH	TEAM	ADJ.	CONF.	ADJ CONF.
Average RPI Loss:	141	RECORD	PCT. RANK	GAMES	SCHEDULE	OF SCHEDULE	RPI	RPI	RPI	RPI
DIV. I ONLY	5- 13	289	3-7	135	242	255	255	14	14	
DIV. I NON-CONF.	2- 7	288	0-1	127	335	274	274	13	13	
TOTALS	RPI 1-25	RPI 26-50	W-L RECORDS	RPI 51-100	RPI 101-150	RPI 150+				
5- 13	0- 1	0- 1	OVERALL	0- 3	1- 2	4- 6				
2- 6	0- 0	0- 1	HOME	0- 1	0- 1	2- 3				
3- 6	0- 1	0- 0	AWAY	0- 1	1- 1	2- 3				
0- 1	0- 0	0- 0	NEUTRAL	0- 1	0- 0	0- 0				
2- 7	0- 1	0- 0	NON-CONFERENCE	0- 2	0- 1	2- 3				
1- 3	0- 0	0- 0	HOME	0- 0	0- 1	1- 2				
1- 3	0- 1	0- 0	AWAY	0- 1	0- 0	1- 1				
0- 1	0- 0	0- 0	NEUTRAL	0- 1	0- 0	0- 0				
3- 6	0- 0	0- 1	CONFERENCE	0- 1	1- 1	2- 3				
1- 3	0- 0	0- 1	HOME	0- 1	0- 0	1- 1				
2- 3	0- 0	0- 0	AWAY	0- 0	1- 1	1- 2				
0- 0	0- 0	0- 0	NEUTRAL	0- 0	0- 0	0- 0				

RPI 1-25				RPI 26-50				RPI 51-100				RPI 101+ Team's RPI: 255			
RPI	S	Opponent	Score	RPI	S	Opponent	Score	RPI	S	Opponent	Score	RPI	S	Opponent	Score
15	A	NC State	40 80	43	H	James Madison	58 66	56	H	Drexel	72 73	121	H	Coastal Caro.	43 62
								59	N	North Carolina	45 85	127	A	Northeastern	61 63
								92	A	Wake Forest	55 65	140	A	William & Mary	72 55
												152	A	Elon	53 77
												194	H	Towson	41 62
												210	H	Delaware	71 65
												224	H	Kennesaw St.	56 58
												245	A	Col. of Charleston	63 67
												246	A	Longwood	58 59
												261	H	Winthrop	63 75
												310	A	Presbyterian	70 60
												312	A	Hofstra	62 59
												350	H	South Carolina St.	84 46
LAST 10 Division I															
127	A	Northeastern	61 63	152	A	Elon	53 77								
312	A	Hofstra	62 59	140	A	William & Mary	72 55								
245	A	Col. of Charleston	63 67	56	H	Drexel	72 73								
194	H	Towson	41 62	210	H	Delaware	71 65								
43	H	James Madison	58 66	59	N	North Carolina	45 85								

Non-Div I Games: Catawba 75 78 Mount Olive 75 67

UNCW

Loss, Non-Conf, S Site, H Home A Away N Neutral

UNI				STRENGTH OF SCHEDULE	OPP. STRENGTH OF SCHEDULE	TEAM RPI	ADJ. RPI	CONF. RPI	ADJ CONF. RPI
Average RPI Win:	163	WON-LOST RECORD	WINNING PCT. RANK						
Average RPI Loss:	41		LAST 10 GAMES						
DIV. I ONLY	12- 7	102	6-4	82	22	48	48	7	7
DIV. I NON-CONF.	7- 3	80	1-0	128	3	51	51	7	7
-----									
TOTALS	RPI 1-25	RPI 26-50	W-L RECORDS	RPI 51-100	RPI 101-150	RPI 150+			
12- 7	1- 1	0- 3	OVERALL	3- 3	3- 0	5- 0			
7- 0	1- 0	0- 0	HOME	1- 0	1- 0	4- 0			
5- 5	0- 1	0- 2	AWAY	2- 2	2- 0	1- 0			
0- 2	0- 0	0- 1	NEUTRAL	0- 1	0- 0	0- 0			
7- 3	1- 0	0- 2	NON-CONFERENCE	2- 1	2- 0	2- 0			
3- 0	1- 0	0- 0	HOME	1- 0	0- 0	1- 0			
4- 1	0- 0	0- 1	AWAY	1- 0	2- 0	1- 0			
0- 2	0- 0	0- 1	NEUTRAL	0- 1	0- 0	0- 0			
5- 4	0- 1	0- 1	CONFERENCE	1- 2	1- 0	3- 0			
4- 0	0- 0	0- 0	HOME	0- 0	1- 0	3- 0			
1- 4	0- 1	0- 1	AWAY	1- 2	0- 0	0- 0			
0- 0	0- 0	0- 0	NEUTRAL	0- 0	0- 0	0- 0			

RPI 1-25				RPI 26-50				Team's RPI: 48				RPI 51-100				RPI 101+			
RPI	S	Opponent	Score	RPI	S	Opponent	Score	RPI	S	Opponent	Score	RPI	S	Opponent	Score	RPI	S	Opponent	Score
8	A	Missouri St.	66 80	27	A	Drake	87 104	51	A	Iowa St.	71 63	118	H	Loyola Chicago	70 50				
12	H	Iowa	88 66	28	N	Ohio St.	46 64	52	A	Bradley	47 61	147	A	Missouri	78 73				
				31	A	Creighton	54 57	53	H	IUPUI	51 50	150	A	Wichita St.	61 50				
								69	A	Illinois St.	57 65	159	H	Valparaiso	77 70				
								72	N	Alabama	77 87	278	H	Indiana St.	73 43				
								81	A	Southern Ill.	60 57	290	H	North Dakota St.	95 63				
												293	A	Omaha	81 45				
												325	H	Evansville	76 60				
-----																			
LAST 10 Division I																			
159	H	Valparaiso	77 70	325	H	Evansville	76 60												
118	H	Loyola Chicago	70 50	8	A	Missouri St.	66 80												
69	A	Illinois St.	57 65	81	A	Southern Ill.	60 57												
52	A	Bradley	47 61	27	A	Drake	87 104												
278	H	Indiana St.	73 43	51	A	Iowa St.	71 63												

Non-Div I Games: Northwest Mo. St. 78 53

UNI

■ Loss, 
 ■ Non-Conf, S Site, 
 ■ Home 
 ■ Away 
 N Neutral

Average RPI Win:	219	WON-LOST	WINNING	LAST 10	STRENGTH OF	OPP. STRENGTH	TEAM	ADJ.	CONF.	ADJ CONF.
Average RPI Loss:	146	RECORD	PCT. RANK	GAMES	SCHEDULE	OF SCHEDULE	RPI	RPI	RPI	RPI
DIV. I ONLY	12- 10	148	8-2	226	144	191	191	17	17	
DIV. I NON-CONF.	4- 7	225	0	217	59	256	256	23	23	
TOTALS	RPI 1-25	RPI 26-50	W-L RECORDS	RPI 51-100	RPI 101-150	RPI 150+				
12- 10	0- 0	1- 2	OVERALL	2- 2	0- 1	9- 5				
8- 5	0- 0	1- 2	HOME	2- 1	0- 0	5- 2				
4- 5	0- 0	0- 0	AWAY	0- 1	0- 1	4- 3				
0- 0	0- 0	0- 0	NEUTRAL	0- 0	0- 0	0- 0				
4- 7	0- 0	1- 2	NON-CONFERENCE	1- 1	0- 0	2- 4				
3- 4	0- 0	1- 2	HOME	1- 0	0- 0	1- 2				
1- 3	0- 0	0- 0	AWAY	0- 1	0- 0	1- 2				
0- 0	0- 0	0- 0	NEUTRAL	0- 0	0- 0	0- 0				
8- 3	0- 0	0- 0	CONFERENCE	1- 1	0- 1	7- 1				
5- 1	0- 0	0- 0	HOME	1- 1	0- 0	4- 0				
3- 2	0- 0	0- 0	AWAY	0- 0	0- 1	3- 1				
0- 0	0- 0	0- 0	NEUTRAL	0- 0	0- 0	0- 0				

RPI S	Opponent	Score	RPI S	Opponent	Score	RPI S	Opponent	Score	RPI S	Opponent	Score	Team's RPI: 191
42	H Duke	45 57	45	H Virginia	55 63	66	H Fresno St.	66 72	136	A San Jose St.	60 62	
49	H St. John's (NY)	79 75	80	H South Fla.	61 51	85	A Southern California	54 75	152	H Elon	44 50	
			95	H Boise St.	66 65				185	H Wyoming	65 53	
									204	A New Mexico	68 51	
									214	A Pepperdine	69 44	
									216	A Southern Utah	68 72	
									230	H Cal St. Fullerton	58 64	
									238	A San Diego St.	39 48	
									249	A Grand Canyon	51 53	
									263	H Colorado St.	56 52	
									284	H Nevada	66 64	
									296	A Utah St.	60 46	
									296	H Utah St.	69 45	
									317	A Air Force	67 60	
									350	H South Carolina St.	66 57	
LAST 10 Division I												
296	H Utah St.	69 45	136	A San Jose St.	60 62							
263	H Colorado St.	56 52	185	H Wyoming	65 53							
238	A San Diego St.	39 48	95	H Boise St.	66 65							
284	H Nevada	66 64	317	A Air Force	67 60							
204	A New Mexico	68 51	296	A Utah St.	60 46							

Non-Div I Games:

UNLV

■ Loss, 
 ■ Non-Conf, 
 ■ S Site, 
 ■ H Home 
 ■ A Away 
 N Neutral

## USC Upstate

Through Games Of Feb. 5, 2020

Average RPI Win:	337	WON-LOST	WINNING	LAST 10	STRENGTH OF	OPP. STRENGTH	TEAM	ADJ.	CONF.	ADJ CONF.
Average RPI Loss:	192	RECORD	PCT. RANK	GAMES	SCHEDULE	OF SCHEDULE	RPI	RPI	RPI	RPI
DIV. I ONLY	5- 14	290	1-9	323	313	335	335	26	26	
DIV. I NON-CONF.	3- 4	201	0	342	172	304	304	27	27	
TOTALS	RPI 1-25	RPI 26-50	W-L RECORDS	RPI 51-100	RPI 101-150	RPI 150+				
5- 14	0- 1	0- 0	OVERALL	0- 1	0- 2	5- 10				
5- 5	0- 0	0- 0	HOME	0- 0	0- 1	5- 4				
0- 9	0- 1	0- 0	AWAY	0- 1	0- 1	0- 6				
0- 0	0- 0	0- 0	NEUTRAL	0- 0	0- 0	0- 0				
3- 4	0- 1	0- 0	NON-CONFERENCE	0- 1	0- 0	3- 2				
3- 0	0- 0	0- 0	HOME	0- 0	0- 0	3- 0				
0- 4	0- 1	0- 0	AWAY	0- 1	0- 0	0- 2				
0- 0	0- 0	0- 0	NEUTRAL	0- 0	0- 0	0- 0				
2- 10	0- 0	0- 0	CONFERENCE	0- 0	0- 2	2- 8				
2- 5	0- 0	0- 0	HOME	0- 0	0- 1	2- 4				
0- 5	0- 0	0- 0	AWAY	0- 0	0- 1	0- 4				
0- 0	0- 0	0- 0	NEUTRAL	0- 0	0- 0	0- 0				

RPI 1-25				RPI 26-50				RPI 51-100				RPI 101+				Team's RPI: 335	
RPI	S	Opponent	Score	RPI	S	Opponent	Score	RPI	S	Opponent	Score	RPI	S	Opponent	Score		
2	A	South Carolina	32 112					77	A	Georgia	53 67	130	A	Campbell	38 50		
												130	H	Campbell	72 80		
												167	A	Hampton	40 60		
												182	A	Jacksonville	43 87		
												196	A	High Point	46 85		
												219	H	Radford	41 57		
												243	A	Gardner-Webb	53 63		
												246	H	Longwood	62 70		
												253	H	UNC Asheville	48 68		
												261	H	Winthrop	38 52		
												267	A	East Carolina	48 69		
												310	A	Presbyterian	42 55		
												310	H	Presbyterian	70 60		
												339	H	Western Caro.	70 62		
												341	H	Charleston So.	70 53		
												346	H	Florida A&M	74 61		
												350	H	South Carolina St.	58 47		
LAST 10 Division I																	
310	H	Presbyterian	70 60	167	A	Hampton	40 60										
130	H	Campbell	72 80	246	H	Longwood	62 70										
310	A	Presbyterian	42 55	261	H	Winthrop	38 52										
219	H	Radford	41 57	253	H	UNC Asheville	48 68										
243	A	Gardner-Webb	53 63	196	A	High Point	46 85										

Non-Div I Games: Mars Hill 89 31 UNKNOWN 71 49

USC Upstate

Loss, Non-Conf, S Site, H Home A Away N Neutral

Average RPI Win:	242	WON-LOST	WINNING	LAST 10	STRENGTH OF	OPP. STRENGTH	TEAM	ADJ.	CONF.	ADJ CONF.
Average RPI Loss:	81	RECORD	PCT. RANK	GAMES	SCHEDULE	OF SCHEDULE	RPI	RPI	RPI	RPI
DIV. I ONLY	12- 9	127	6-4	109	171	112	112	21	21	
DIV. I NON-CONF.	6- 6	164	0-1	80	81	118	118	21	21	
TOTALS	RPI 1-25	RPI 26-50	W-L RECORDS	RPI 51-100	RPI 101-150	RPI 150+				
12- 9	0- 3	0- 0	OVERALL	0- 3	1- 2	11- 1				
7- 2	0- 0	0- 0	HOME	0- 1	0- 1	7- 0				
5- 4	0- 1	0- 0	AWAY	0- 1	1- 1	4- 1				
0- 3	0- 2	0- 0	NEUTRAL	0- 1	0- 0	0- 0				
6- 6	0- 3	0- 0	NON-CONFERENCE	0- 2	1- 1	5- 0				
3- 2	0- 0	0- 0	HOME	0- 1	0- 1	3- 0				
3- 1	0- 1	0- 0	AWAY	0- 0	1- 0	2- 0				
0- 3	0- 2	0- 0	NEUTRAL	0- 1	0- 0	0- 0				
6- 3	0- 0	0- 0	CONFERENCE	0- 1	0- 1	6- 1				
4- 0	0- 0	0- 0	HOME	0- 0	0- 0	4- 0				
2- 3	0- 0	0- 0	AWAY	0- 1	0- 1	2- 1				
0- 0	0- 0	0- 0	NEUTRAL	0- 0	0- 0	0- 0				

RPI 1-25				RPI 26-50				RPI 51-100				RPI 101+ Team's RPI: 112			
RPI	S	Opponent	Score	RPI	S	Opponent	Score	RPI	S	Opponent	Score	RPI	S	Opponent	Score
1	N	Oregon	54 91					55	N	Oklahoma St.	47 60	102	H	Texas Southern	63 74
3	N	Louisville	67 76					75	A	Troy	69 85	121	A	Coastal Caro.	56 62
16	A	Northwestern	47 74					83	H	Marist	57 73	124	A	Kansas St.	57 53
												153	H	Louisiana	79 52
												172	H	Little Rock	65 58
												199	H	Wright St.	68 62
												203	H	Arkansas St.	71 44
												223	H	SMU	51 46
												251	A	South Alabama	68 45
												257	A	North Texas	68 49
												274	A	Texas St.	55 72
												277	A	Appalachian St.	82 60
												345	H	La.-Monroe	72 34
												347	A	Grambling	88 54
												349	H	Chicago St.	84 53
LAST 10 Division I															
274	A	Texas St.	55 72	121	A	Coastal Caro.	56 62								
75	A	Troy	69 85	277	A	Appalachian St.	82 60								
251	A	South Alabama	68 45	172	H	Little Rock	65 58								
345	H	La.-Monroe	72 34	203	H	Arkansas St.	71 44								
153	H	Louisiana	79 52	102	H	Texas Southern	63 74								

Non-Div I Games:

UT Arlington

Average RPI Win:	211	WON-LOST	WINNING	LAST 10	STRENGTH OF	OPP. STRENGTH	TEAM	ADJ.	CONF.	ADJ CONF.
Average RPI Loss:	67	RECORD	PCT. RANK	GAMES	SCHEDULE	OF SCHEDULE	RPI	RPI	RPI	RPI
DIV. I ONLY	13- 8	104	9-1	94	107	68	68	19	19	
DIV. I NON-CONF.	4- 7	225	0	12	10	106	106	22	22	
TOTALS	RPI 1-25	RPI 26-50	W-L RECORDS	RPI 51-100	RPI 101-150	RPI 150+				
13- 8	0- 3	0- 1	OVERALL	2- 3	1- 0	10- 1				
8- 1	0- 1	0- 0	HOME	2- 0	1- 0	5- 0				
5- 7	0- 2	0- 1	AWAY	0- 3	0- 0	5- 1				
0- 0	0- 0	0- 0	NEUTRAL	0- 0	0- 0	0- 0				
4- 7	0- 3	0- 1	NON-CONFERENCE	1- 3	1- 0	2- 0				
4- 1	0- 1	0- 0	HOME	1- 0	1- 0	2- 0				
0- 6	0- 2	0- 1	AWAY	0- 3	0- 0	0- 0				
0- 0	0- 0	0- 0	NEUTRAL	0- 0	0- 0	0- 0				
9- 1	0- 0	0- 0	CONFERENCE	1- 0	0- 0	8- 1				
4- 0	0- 0	0- 0	HOME	1- 0	0- 0	3- 0				
5- 1	0- 0	0- 0	AWAY	0- 0	0- 0	5- 1				
0- 0	0- 0	0- 0	NEUTRAL	0- 0	0- 0	0- 0				

RPI 1-25				RPI 26-50				RPI 51-100 Team's RPI: 68				RPI 101+			
RPI	S	Opponent	Score	RPI	S	Opponent	Score	RPI	S	Opponent	Score	RPI	S	Opponent	Score
3	H	Louisville	63 71	40	A	Arkansas	46 96	53	H	IUPUI	57 51	144	H	Samford	80 75
6	A	Gonzaga	55 78					63	H	Belmont	74 57	195	A	Austin Peay	69 61
14	A	Mississippi St.	46 82					69	A	Illinois St.	47 70	195	H	Austin Peay	65 61
								81	A	Southern Ill.	59 70	205	A	Murray St.	89 64
								90	A	Saint Louis	50 56	205	H	Murray St.	98 56
												218	H	Chattanooga	78 51
												231	A	Eastern Ill.	70 74
												252	A	Morehead St.	82 64
												265	H	Lipscomb	83 67
												276	A	Eastern Ky.	65 50
												327	A	SIUE	79 39
												340	H	Tennessee St.	88 71
LAST 10 Division I															
252	A	Morehead St.	82 64	205	H	Murray St.	98 56								
276	A	Eastern Ky.	65 50	63	H	Belmont	74 57								
327	A	SIUE	79 39	340	H	Tennessee St.	88 71								
231	A	Eastern Ill.	70 74	195	A	Austin Peay	69 61								
195	H	Austin Peay	65 61	205	A	Murray St.	89 64								

Non-Div I Games:

UT Martin

■ Loss, 
 ■ Non-Conf, 
 ■ S Site, 
 ■ H Home 
 ■ A Away 
 N Neutral

Average RPI Win:	273	WON-LOST	WINNING	LAST 10	STRENGTH OF	OPP. STRENGTH	TEAM	ADJ.	CONF.	ADJ CONF.
Average RPI Loss:	150	RECORD	PCT. RANK	GAMES	SCHEDULE	OF SCHEDULE	RPI	RPI	RPI	RPI
DIV. I ONLY	12- 8	111	5-5	309	222	236	236	13	13	
DIV. I NON-CONF.	7- 4	100	0-1	333	312	272	272	14	14	
TOTALS	RPI 1-25	RPI 26-50	W-L RECORDS	RPI 51-100	RPI 101-150	RPI 150+				
12- 8	0- 1	0- 0	OVERALL	0- 2	0- 1	12- 4				
10- 4	0- 1	0- 0	HOME	0- 1	0- 0	10- 2				
2- 4	0- 0	0- 0	AWAY	0- 1	0- 1	2- 2				
0- 0	0- 0	0- 0	NEUTRAL	0- 0	0- 0	0- 0				
7- 4	0- 1	0- 0	NON-CONFERENCE	0- 0	0- 0	7- 3				
6- 3	0- 1	0- 0	HOME	0- 0	0- 0	6- 2				
1- 1	0- 0	0- 0	AWAY	0- 0	0- 0	1- 1				
0- 0	0- 0	0- 0	NEUTRAL	0- 0	0- 0	0- 0				
5- 4	0- 0	0- 0	CONFERENCE	0- 2	0- 1	5- 1				
4- 1	0- 0	0- 0	HOME	0- 1	0- 0	4- 0				
1- 3	0- 0	0- 0	AWAY	0- 1	0- 1	1- 1				
0- 0	0- 0	0- 0	NEUTRAL	0- 0	0- 0	0- 0				

RPI 1-25				RPI 26-50				RPI 51-100				RPI 101+ Team's RPI: 236			
RPI	S	Opponent	Score	RPI	S	Opponent	Score	RPI	S	Opponent	Score	RPI	S	Opponent	Score
25	H	Arizona	43 54					58	A	Middle Tenn.	60 76	110	A	UAB	51 63
								98	H	Rice	61 69	155	H	Western Mich.	76 46
												184	H	Fla. Atlantic	96 65
												190	A	Southern Miss.	89 72
												204	H	New Mexico	78 93
												223	A	SMU	56 60
												235	A	Louisiana Tech	80 87
												250	H	Tulsa	51 58
												257	H	North Texas	67 63
												283	H	FIU	64 34
												298	H	UC Riverside	63 50
												302	H	UTSA	94 54
												316	H	Weber St.	70 51
												318	H	Alcorn	92 47
												320	A	New Mexico St.	63 57
												320	H	New Mexico St.	65 45
												328	H	Georgia St.	71 68
LAST 10 Division I															
110	A	UAB	51 63	235	A	Louisiana Tech	80 87								
58	A	Middle Tenn.	60 76	190	A	Southern Miss.	89 72								
257	H	North Texas	67 63	184	H	Fla. Atlantic	96 65								
98	H	Rice	61 69	283	H	FIU	64 34								
302	H	UTSA	94 54	250	H	Tulsa	51 58								

Non-Div I Games:

UTEP

■ Loss, 
 ■ Non-Conf, S Site, 
 ■ Home 
 ■ Away 
 N Neutral

Average RPI Win:	294	WON-LOST	WINNING	LAST 10	STRENGTH OF	OPP. STRENGTH	TEAM	ADJ.	CONF.	ADJ CONF.
Average RPI Loss:	190	RECORD	PCT. RANK	GAMES	SCHEDULE	OF SCHEDULE	RPI	RPI	RPI	RPI
DIV. I ONLY	5- 12	285	4-6	268	321	300	300	31	31	
DIV. I NON-CONF.	1- 8	322	0-2	156	218	315	315	32	32	
TOTALS	RPI 1-25	RPI 26-50	W-L RECORDS	RPI 51-100	RPI 101-150	RPI 150+				
5- 12	0- 0	0- 1	OVERALL	0- 1	0- 4	5- 6				
3- 3	0- 0	0- 0	HOME	0- 0	0- 2	3- 1				
2- 7	0- 0	0- 1	AWAY	0- 1	0- 2	2- 3				
0- 2	0- 0	0- 0	NEUTRAL	0- 0	0- 0	0- 2				
1- 8	0- 0	0- 1	NON-CONFERENCE	0- 1	0- 4	1- 2				
1- 2	0- 0	0- 0	HOME	0- 0	0- 2	1- 0				
0- 4	0- 0	0- 1	AWAY	0- 1	0- 2	0- 0				
0- 2	0- 0	0- 0	NEUTRAL	0- 0	0- 0	0- 2				
4- 4	0- 0	0- 0	CONFERENCE	0- 0	0- 0	4- 4				
2- 1	0- 0	0- 0	HOME	0- 0	0- 0	2- 1				
2- 3	0- 0	0- 0	AWAY	0- 0	0- 0	2- 3				
0- 0	0- 0	0- 0	NEUTRAL	0- 0	0- 0	0- 0				

RPI 1-25			RPI 26-50			RPI 51-100			RPI 101+ Team's RPI: 300		
RPI	S	Opponent	Score	RPI	S	Opponent	Score	RPI	S	Opponent	Score
				38	A	Texas	69 85	85	A	Southern California	43 80
								102	H	Texas Southern	44 71
								124	A	Kansas St.	66 79
								125	A	A&M-Corpus Christi	50 61
								125	H	A&M-Corpus Christi	54 59
								217	A	CSU Bakersfield	66 52
								247	A	UMKC	56 60
								249	A	Grand Canyon	60 62
								259	N	Long Beach St.	65 69
								284	N	Nevada	57 62
								287	H	California Baptist	87 68
								302	H	UTSA	75 64
								313	H	Seattle U	85 81
								320	A	New Mexico St.	75 76
								324	H	Utah Valley	67 76
								349	A	Chicago St.	87 67
LAST 10 Division I											
				217	A	CSU Bakersfield	66 52	349	A	Chicago St.	87 67
				249	A	Grand Canyon	60 62	247	A	UMKC	56 60
				320	A	New Mexico St.	75 76	287	H	California Baptist	87 68
				324	H	Utah Valley	67 76	124	A	Kansas St.	66 79
				313	H	Seattle U	85 81	284	N	Nevada	57 62

Non-Div I Games: Tex. A&M Int'l 72 56 Tex. A&M-Kingsville 66 45 Texas Lutheran 98 46 Minot St. 75 56

UTRGV

Loss, Non-Conf, S Site, H Home A Away N Neutral



Average RPI Win: <b>267</b>	WON-LOST	WINNING	LAST 10	STRENGTH OF	OPP. STRENGTH	TEAM	ADJ.	CONF.	ADJ CONF.
Average RPI Loss: <b>168</b>	RECORD	PCT. RANK	GAMES	SCHEDULE	OF SCHEDULE	RPI	RPI	RPI	RPI
DIV. I ONLY	3- 14	319	2-8	184	183	302	302	13	13
DIV. I NON-CONF.	1- 7	321	0-1	228	234	322	322	14	14
-----									
TOTALS	RPI 1-25	RPI 26-50	W-L RECORDS	RPI 51-100	RPI 101-150	RPI 150+			
3- 14	0- 0	0- 1	OVERALL	0- 2	0- 3	3- 8			
2- 4	0- 0	0- 0	HOME	0- 1	0- 0	2- 3			
1- 9	0- 0	0- 1	AWAY	0- 1	0- 2	1- 5			
0- 1	0- 0	0- 0	NEUTRAL	0- 0	0- 1	0- 0			
1- 7	0- 0	0- 1	NON-CONFERENCE	0- 0	0- 2	1- 4			
1- 1	0- 0	0- 0	HOME	0- 0	0- 0	1- 1			
0- 5	0- 0	0- 1	AWAY	0- 0	0- 1	0- 3			
0- 1	0- 0	0- 0	NEUTRAL	0- 0	0- 1	0- 0			
2- 7	0- 0	0- 0	CONFERENCE	0- 2	0- 1	2- 4			
1- 3	0- 0	0- 0	HOME	0- 1	0- 0	1- 2			
1- 4	0- 0	0- 0	AWAY	0- 1	0- 1	1- 2			
0- 0	0- 0	0- 0	NEUTRAL	0- 0	0- 0	0- 0			

RPI 1-25				RPI 26-50				RPI 51-100				RPI 101+ Team's RPI: 302			
RPI	S	Opponent	Score	RPI	S	Opponent	Score	RPI	S	Opponent	Score	RPI	S	Opponent	Score
				38	A	Texas	53 84	58	A	Middle Tenn.	48 69	103	N	Utah	45 91
								98	H	Rice	62 74	110	A	UAB	55 94
												148	A	Texas Tech	58 115
												166	H	Sam Houston St.	77 81
												184	H	Fla. Atlantic	53 80
												190	A	Southern Miss.	65 82
												192	A	Hawaii	50 62
												235	A	Louisiana Tech	82 73
												236	A	UTEP	54 94
												257	H	North Texas	55 79
												274	A	Texas St.	69 74
												282	H	Incarnate Word	63 56
												283	H	FIU	60 45
												300	A	UTRGV	64 75
-----															
LAST 10 Division I															
				58	A	Middle Tenn.	48 69	190	A	Southern Miss.	65 82				
				110	A	UAB	55 94	235	A	Louisiana Tech	82 73				
				98	H	Rice	62 74	283	H	FIU	60 45				
				257	H	North Texas	55 79	184	H	Fla. Atlantic	53 80				
				236	A	UTEP	54 94	148	A	Texas Tech	58 115				

Non-Div I Games: Texas Wesleyan 80 78 Southwest (NM) 79 62 Concordia (TX) 73 44

UTSA

Loss, Non-Conf, S Site, H Home A Away N Neutral

Average RPI Win:	189	WON-LOST	WINNING	LAST 10	STRENGTH OF	OPP. STRENGTH	TEAM	ADJ.	CONF.	ADJ CONF.
Average RPI Loss:	54	RECORD	PCT. RANK	GAMES	SCHEDULE	OF SCHEDULE	RPI	RPI	RPI	RPI
DIV. I ONLY	10- 11	191	3-7	47	24	103	103	1	1	
DIV. I NON-CONF.	7- 4	100	0	299	175	201	201	1	1	
TOTALS	RPI 1-25	RPI 26-50	W-L RECORDS	RPI 51-100	RPI 101-150	RPI 150+				
10- 11	0- 6	1- 2	OVERALL	2- 1	2- 1	5- 1				
5- 6	0- 3	0- 2	HOME	1- 0	0- 1	4- 0				
3- 5	0- 3	1- 0	AWAY	1- 1	1- 0	0- 1				
2- 0	0- 0	0- 0	NEUTRAL	0- 0	1- 0	1- 0				
7- 4	0- 0	0- 1	NON-CONFERENCE	1- 1	1- 1	5- 1				
4- 2	0- 0	0- 1	HOME	0- 0	0- 1	4- 0				
1- 2	0- 0	0- 0	AWAY	1- 1	0- 0	0- 1				
2- 0	0- 0	0- 0	NEUTRAL	0- 0	1- 0	1- 0				
3- 7	0- 6	1- 1	CONFERENCE	1- 0	1- 0	0- 0				
1- 4	0- 3	0- 1	HOME	1- 0	0- 0	0- 0				
2- 3	0- 3	1- 0	AWAY	0- 0	1- 0	0- 0				
0- 0	0- 0	0- 0	NEUTRAL	0- 0	0- 0	0- 0				

RPI	S	Opponent	Score	RPI	S	Opponent	Score	RPI	S	Opponent	Score	RPI	S	Opponent	Score	Team's RPI: 103
1	A	Oregon	51 88	47	H	South Dakota	81 84	64	A	BYU	77 73	102	N	Texas Southern	61 52	
1	H	Oregon	63 90	50	A	Colorado	84 69	85	H	Southern California	67 65	129	A	California	71 62	
4	A	Stanford	49 82	50	H	Colorado	70 80	88	A	Cincinnati	62 68	133	H	Providence	60 67	
5	H	UCLA	54 84									241	A	Xavier	63 70	
11	A	Oregon St.	48 77									254	H	Oral Roberts	78 58	
11	H	Oregon St.	65 77									284	H	Nevada	68 62	
												302	N	UTSA	91 45	
												308	H	Eastern Wash.	87 49	
												316	H	Weber St.	75 46	
LAST 10 Division I																
11	H	Oregon St.	65 77	85	H	Southern California	67 65									
1	H	Oregon	63 90	5	H	UCLA	54 84									
4	A	Stanford	49 82	1	A	Oregon	51 88									
129	A	California	71 62	11	A	Oregon St.	48 77									
50	A	Colorado	84 69	50	H	Colorado	70 80									

Non-Div I Games:

Utah

■ Loss, 
 ■ Non-Conf, 
 ■ S Site, 
 ■ H Home 
 ■ A Away 
 N Neutral

Average RPI Win:	276	WON-LOST	WINNING	LAST 10	STRENGTH OF	OPP. STRENGTH	TEAM	ADJ.	CONF.	ADJ CONF.
Average RPI Loss:	176	RECORD	PCT. RANK	GAMES	SCHEDULE	OF SCHEDULE	RPI	RPI	RPI	RPI
DIV. I ONLY	5- 17	305	1-9	192	235	296	296	17	17	
DIV. I NON-CONF.	4- 6	212	0	108	230	175	175	23	23	
TOTALS	RPI 1-25	RPI 26-50	W-L RECORDS	RPI 51-100	RPI 101-150	RPI 150+				
5- 17	0- 2	0- 0	OVERALL	0- 3	0- 1	5- 11				
3- 7	0- 0	0- 0	HOME	0- 1	0- 1	3- 5				
2- 10	0- 2	0- 0	AWAY	0- 2	0- 0	2- 6				
0- 0	0- 0	0- 0	NEUTRAL	0- 0	0- 0	0- 0				
4- 6	0- 2	0- 0	NON-CONFERENCE	0- 1	0- 0	4- 3				
3- 1	0- 0	0- 0	HOME	0- 0	0- 0	3- 1				
1- 5	0- 2	0- 0	AWAY	0- 1	0- 0	1- 2				
0- 0	0- 0	0- 0	NEUTRAL	0- 0	0- 0	0- 0				
1- 11	0- 0	0- 0	CONFERENCE	0- 2	0- 1	1- 8				
0- 6	0- 0	0- 0	HOME	0- 1	0- 1	0- 4				
1- 5	0- 0	0- 0	AWAY	0- 1	0- 0	1- 4				
0- 0	0- 0	0- 0	NEUTRAL	0- 0	0- 0	0- 0				

RPI 1-25				RPI 26-50				RPI 51-100				RPI 101+ Team's RPI: 296			
RPI	S	Opponent	Score	RPI	S	Opponent	Score	RPI	S	Opponent	Score	RPI	S	Opponent	Score
1	A	Oregon	52 109					64	A	BYU	50 67	136	H	San Jose St.	61 76
11	A	Oregon St.	46 75					66	A	Fresno St.	64 76	154	H	Portland	64 70
								95	H	Boise St.	59 65	185	H	Wyoming	54 65
												191	A	UNLV	45 69
												191	H	UNLV	46 60
												230	A	Cal St. Fullerton	62 83
												233	H	Idaho St.	69 61
												238	A	San Diego St.	62 66
												238	H	San Diego St.	51 59
												257	H	North Texas	66 55
												259	A	Long Beach St.	56 48
												263	A	Colorado St.	55 56
												284	A	Nevada	60 69
												313	H	Seattle U	70 63
												317	A	Air Force	53 52
												317	H	Air Force	45 62
												324	A	Utah Valley	49 57
LAST 10 Division I															
191	A	UNLV	45 69	95	H	Boise St.	59 65	284	A	Nevada	60 69				
238	H	San Diego St.	51 59	317	H	Air Force	45 62	238	A	San Diego St.	62 66				
185	H	Wyoming	54 65	191	H	UNLV	46 60								
263	A	Colorado St.	55 56												
317	A	Air Force	53 52												

Non-Div I Games: Dixie St. 61 49

Utah St.

## Utah Valley

Through Games Of Feb. 5, 2020

Average RPI Win:	304	WON-LOST	WINNING	LAST 10	STRENGTH OF	OPP. STRENGTH	TEAM	ADJ.	CONF.	ADJ CONF.
Average RPI Loss:	226	RECORD	PCT. RANK	GAMES	SCHEDULE	OF SCHEDULE	RPI	RPI	RPI	RPI
DIV. I ONLY	6- 12	265	6-4	340	332	324	324	31	31	
DIV. I NON-CONF.	1- 9	326	1-1	321	290	345	345	32	32	
TOTALS	RPI 1-25	RPI 26-50	W-L RECORDS	RPI 51-100	RPI 101-150	RPI 150+				
6- 12	0- 0	0- 0	OVERALL	0- 2	0- 0	6- 10				
4- 6	0- 0	0- 0	HOME	0- 0	0- 0	4- 6				
2- 6	0- 0	0- 0	AWAY	0- 2	0- 0	2- 4				
0- 0	0- 0	0- 0	NEUTRAL	0- 0	0- 0	0- 0				
1- 9	0- 0	0- 0	NON-CONFERENCE	0- 2	0- 0	1- 7				
1- 4	0- 0	0- 0	HOME	0- 0	0- 0	1- 4				
0- 5	0- 0	0- 0	AWAY	0- 2	0- 0	0- 3				
0- 0	0- 0	0- 0	NEUTRAL	0- 0	0- 0	0- 0				
5- 3	0- 0	0- 0	CONFERENCE	0- 0	0- 0	5- 3				
3- 2	0- 0	0- 0	HOME	0- 0	0- 0	3- 2				
2- 1	0- 0	0- 0	AWAY	0- 0	0- 0	2- 1				
0- 0	0- 0	0- 0	NEUTRAL	0- 0	0- 0	0- 0				

RPI 1-25			RPI 26-50			RPI 51-100			RPI 101+ Team's RPI: 324		
RPI	S	Opponent	Score	RPI	S	Opponent	Score	RPI	S	Opponent	Score
								64	A	BYU	57 71
								95	A	Boise St.	69 77
								186	H	Montana	52 63
								216	H	Southern Utah	58 71
								217	H	CSU Bakersfield	53 55
								233	H	Idaho St.	61 88
								247	H	UMKC	62 41
								249	H	Grand Canyon	59 66
								264	A	UC Santa Barbara	51 59
								284	H	Nevada	57 60
								287	A	California Baptist	67 80
								296	H	Utah St.	57 49
								298	A	UC Riverside	53 67
								300	A	UTRGV	76 67
								313	H	Seattle U	70 58
								316	A	Weber St.	46 72
								320	A	New Mexico St.	58 54
								349	H	Chicago St.	89 58
LAST 10 Division I											
								287	A	California Baptist	67 80
								313	H	Seattle U	70 58
								249	H	Grand Canyon	59 66
								247	H	UMKC	62 41
								217	H	CSU Bakersfield	53 55
								349	H	Chicago St.	89 58
								300	A	UTRGV	76 67
								296	H	Utah St.	57 49
								316	A	Weber St.	46 72

Non-Div I Games: Antelope Valley 77 61 Ottawa (AZ) 99 50

Utah Valley

Loss, Non-Conf, S Site, H Home A Away N Neutral

Average RPI Win:	185	WON-LOST	WINNING	LAST 10	STRENGTH OF	OPP. STRENGTH	TEAM	ADJ.	CONF.	ADJ CONF.
Average RPI Loss:	103	RECORD	PCT. RANK	GAMES	SCHEDULE	OF SCHEDULE	RPI	RPI	RPI	RPI
DIV. I ONLY	13- 9	115	8-2	104	111	99	99	12	12	
DIV. I NON-CONF.	5- 8	221	0-1	135	103	218	218	12	12	
TOTALS	RPI 1-25	RPI 26-50	W-L RECORDS	RPI 51-100	RPI 101-150	RPI 150+				
13- 9	0- 0	1- 0	OVERALL	1- 6	4- 2	7- 1				
7- 4	0- 0	1- 0	HOME	0- 2	2- 2	4- 0				
5- 5	0- 0	0- 0	AWAY	1- 4	2- 0	2- 1				
1- 0	0- 0	0- 0	NEUTRAL	0- 0	0- 0	1- 0				
5- 8	0- 0	1- 0	NON-CONFERENCE	0- 5	0- 2	4- 1				
4- 3	0- 0	1- 0	HOME	0- 1	0- 2	3- 0				
0- 5	0- 0	0- 0	AWAY	0- 4	0- 0	0- 1				
1- 0	0- 0	0- 0	NEUTRAL	0- 0	0- 0	1- 0				
8- 1	0- 0	0- 0	CONFERENCE	1- 1	4- 0	3- 0				
3- 1	0- 0	0- 0	HOME	0- 1	2- 0	1- 0				
5- 0	0- 0	0- 0	AWAY	1- 0	2- 0	2- 0				
0- 0	0- 0	0- 0	NEUTRAL	0- 0	0- 0	0- 0				

RPI 1-25	RPI 26-50	RPI 51-100	Team's RPI: 99	RPI 101+
RPI S Opponent Score	RPI S Opponent Score	RPI S Opponent Score		RPI S Opponent Score
	29 H Old Dominion 62 49	58 A Middle Tenn. 63 86		105 H Fordham 62 52
		61 A Boston College 52 87		131 H N.C. A&T 58 69
		78 A Seton Hall 33 53		140 H William & Mary 55 69
		80 A South Fla. 55 77		142 A Massachusetts 61 46
		88 H Cincinnati 56 58		145 A Richmond 57 42
		90 A Saint Louis 65 52		145 H Richmond 53 50
		100 H Duquesne 76 79		183 A Rhode Island 75 54
				190 A Southern Miss. 39 51
				212 H Saint Joseph's 47 40
				221 A George Mason 82 63
				267 H East Carolina 53 40
				277 H Appalachian St. 66 38
				293 N Omaha 74 66
				298 H UC Riverside 67 51
LAST 10 Division I				
145 A Richmond 57 42	145 H Richmond 53 50	90 A Saint Louis 65 52	212 H Saint Joseph's 47 40	183 A Rhode Island 75 54
100 H Duquesne 76 79				131 H N.C. A&T 58 69
105 H Fordham 62 52				
221 A George Mason 82 63				
142 A Massachusetts 61 46				

Non-Div I Games:

VCU

■ Loss, 
 ■ Non-Conf, S Site, 
 ■ Home 
 ■ Away 
 N Neutral

## Valparaiso

Through Games Of Feb. 5, 2020

Average RPI Win:	266	WON-LOST	WINNING	LAST 10	STRENGTH OF	OPP. STRENGTH	TEAM	ADJ.	CONF.	ADJ CONF.
Average RPI Loss:	59	RECORD	PCT. RANK	GAMES	SCHEDULE	OF SCHEDULE	RPI	RPI	RPI	RPI
DIV. I ONLY	11- 9	138	4-6	230	114	159	159	7	7	
DIV. I NON-CONF.	8- 3	68	1-0	326	215	148	148	7	7	
TOTALS	RPI 1-25	RPI 26-50	W-L RECORDS	RPI 51-100	RPI 101-150	RPI 150+				
11- 9	0- 2	0- 3	OVERALL	0- 3	1- 0	10- 1				
5- 4	0- 1	0- 0	HOME	0- 3	1- 0	4- 0				
6- 4	0- 1	0- 2	AWAY	0- 0	0- 0	6- 1				
0- 1	0- 0	0- 1	NEUTRAL	0- 0	0- 0	0- 0				
8- 3	0- 1	0- 1	NON-CONFERENCE	0- 0	0- 0	8- 1				
4- 0	0- 0	0- 0	HOME	0- 0	0- 0	4- 0				
4- 2	0- 1	0- 0	AWAY	0- 0	0- 0	4- 1				
0- 1	0- 0	0- 1	NEUTRAL	0- 0	0- 0	0- 0				
3- 6	0- 1	0- 2	CONFERENCE	0- 3	1- 0	2- 0				
1- 4	0- 1	0- 0	HOME	0- 3	1- 0	0- 0				
2- 2	0- 0	0- 2	AWAY	0- 0	0- 0	2- 0				
0- 0	0- 0	0- 0	NEUTRAL	0- 0	0- 0	0- 0				

RPI S	Opponent	Score	RPI S	Opponent	Score	RPI S	Opponent	Score	RPI S	Opponent	Score	Team's RPI: 159
8	H Missouri St.	68 81	27	A Drake	66 87	52	H Bradley	61 75	118	H Loyola Chicago	66 64	
16	A Northwestern	48 69	28	N Ohio St.	38 89	69	H Illinois St.	60 72	179	A Toledo	61 54	
			48	A UNI	70 77	81	H Southern Ill.	51 67	200	A North Dakota	63 65	
									231	A Eastern Ill.	78 66	
									234	H Bowling Green	95 90	
									252	H Morehead St.	55 53	
									278	A Indiana St.	75 56	
									290	A North Dakota St.	66 54	
									325	A Evansville	88 66	
									329	A Detroit Mercy	77 58	
									336	H UIC	63 37	
									349	H Chicago St.	95 49	
LAST 10 Division I												
48	A UNI	70 77	325	A Evansville	88 66							
27	A Drake	66 87	278	A Indiana St.	75 56							
118	H Loyola Chicago	66 64	8	H Missouri St.	68 81							
52	H Bradley	61 75	81	H Southern Ill.	51 67							
69	H Illinois St.	60 72	231	A Eastern Ill.	78 66							

Non-Div I Games:

Valparaiso

■ Loss, 
■ Non-Conf, 
■ S Site, 
■ H Home 
■ A Away 
N Neutral

# Vanderbilt

Through Games Of Feb. 5, 2020

Average RPI Win:	200	WON-LOST	WINNING	LAST 10	STRENGTH OF	OPP. STRENGTH	TEAM	ADJ.	CONF.	ADJ CONF.
Average RPI Loss:	54	RECORD	PCT. RANK	GAMES	SCHEDULE	OF SCHEDULE	RPI	RPI	RPI	RPI
DIV. I ONLY	12- 10	148	3-7	42	94	97	97	4	4	
DIV. I NON-CONF.	10- 3	58	1-0	106	283	75	75	5	5	
TOTALS	RPI 1-25	RPI 26-50	W-L RECORDS	RPI 51-100	RPI 101-150	RPI 150+				
12- 10	0- 3	0- 3	OVERALL	2- 2	2- 2	8- 0				
8- 5	0- 3	0- 2	HOME	1- 0	1- 0	6- 0				
3- 3	0- 0	0- 0	AWAY	1- 1	1- 2	1- 0				
1- 2	0- 0	0- 1	NEUTRAL	0- 1	0- 0	1- 0				
10- 3	0- 1	0- 1	NON-CONFERENCE	1- 1	1- 0	8- 0				
7- 1	0- 1	0- 0	HOME	1- 0	0- 0	6- 0				
2- 0	0- 0	0- 0	AWAY	0- 0	1- 0	1- 0				
1- 2	0- 0	0- 1	NEUTRAL	0- 1	0- 0	1- 0				
2- 7	0- 2	0- 2	CONFERENCE	1- 1	1- 2	0- 0				
1- 4	0- 2	0- 2	HOME	0- 0	1- 0	0- 0				
1- 3	0- 0	0- 0	AWAY	1- 1	0- 2	0- 0				
0- 0	0- 0	0- 0	NEUTRAL	0- 0	0- 0	0- 0				

RPI S	Opponent	Score	RPI S	Opponent	Score	RPI S	Opponent	Score	RPI S	Opponent	Score
2	H South Carolina	57 93	40	H Arkansas	66 100	72	A Alabama	61 98	117	A Auburn	62 70
10	H UConn	51 64	44	H Tennessee	69 78	77	A Georgia	63 55	117	H Auburn	77 55
14	H Mississippi St.	52 68	46	N Rutgers	56 62	78	N Seton Hall	65 69	119	A Florida	60 68
						90	H Saint Louis	62 50	132	A Washington	76 74
									165	H Tennessee Tech	75 61
									176	H Columbia	72 51
									197	H Furman	74 46
									219	H Radford	80 46
									276	H Eastern Ky.	75 69
									303	N UC Irvine	76 63
									306	H Jacksonville St.	88 66
									340	A Tennessee St.	106 55
LAST 10 Division I											
117	A Auburn	62 70	2	H South Carolina	57 93						
44	H Tennessee	69 78	77	A Georgia	63 55						
72	A Alabama	61 98	119	A Florida	60 68						
14	H Mississippi St.	52 68	117	H Auburn	77 55						
40	H Arkansas	66 100	176	H Columbia	72 51						

Non-Div I Games:

Vanderbilt

Loss, Non-Conf, S Site, H Home A Away N Neutral

Average RPI Win:	307	WON-LOST	WINNING	LAST 10	STRENGTH OF	OPP. STRENGTH	TEAM	ADJ.	CONF.	ADJ CONF.
Average RPI Loss:	190	RECORD	PCT. RANK	GAMES	SCHEDULE	OF SCHEDULE	RPI	RPI	RPI	RPI
DIV. I ONLY	9- 13	234	4-6	327	325	299	299	27	27	
DIV. I NON-CONF.	5- 7	205	0	311	309	297	297	28	28	
TOTALS	RPI 1-25	RPI 26-50	W-L RECORDS	RPI 51-100	RPI 101-150	RPI 150+				
9- 13	0- 0	0- 0	OVERALL	0- 2	0- 2	9- 9				
7- 4	0- 0	0- 0	HOME	0- 0	0- 1	7- 3				
2- 9	0- 0	0- 0	AWAY	0- 2	0- 1	2- 6				
0- 0	0- 0	0- 0	NEUTRAL	0- 0	0- 0	0- 0				
5- 7	0- 0	0- 0	NON-CONFERENCE	0- 1	0- 2	5- 4				
4- 2	0- 0	0- 0	HOME	0- 0	0- 1	4- 1				
1- 5	0- 0	0- 0	AWAY	0- 1	0- 1	1- 3				
0- 0	0- 0	0- 0	NEUTRAL	0- 0	0- 0	0- 0				
4- 6	0- 0	0- 0	CONFERENCE	0- 1	0- 0	4- 5				
3- 2	0- 0	0- 0	HOME	0- 0	0- 0	3- 2				
1- 4	0- 0	0- 0	AWAY	0- 1	0- 0	1- 3				
0- 0	0- 0	0- 0	NEUTRAL	0- 0	0- 0	0- 0				

RPI S	Opponent	Score	RPI S	Opponent	Score	RPI S	Opponent	Score	RPI S	Opponent	Score	Team's RPI: 299
						54	A Minnesota	58 90	118	A Loyola Chicago	76 78	
						79	A Stony Brook	49 67	142	H Massachusetts	49 83	
									169	A Dartmouth	55 72	
									183	A Rhode Island	74 77	
									189	H Binghamton	65 62	
									201	A UMass Lowell	47 61	
									206	A Merrimack	53 78	
									239	A Maine	59 70	
									239	H Maine	47 65	
									256	H Saint Francis (PA)	69 73	
									272	H New Hampshire	51 59	
									292	H Navy	64 56	
									301	H UMBC	60 58	
									309	A Albany (NY)	49 58	
									309	H Albany (NY)	52 36	
									315	H Bryant	71 66	
									330	H NJIT	65 59	
									334	A LIU Brooklyn	73 62	
									343	H Canisius	76 53	
									348	A Hartford	63 53	
LAST 10 Division I												
			239	A Maine	59 70		348	A Hartford	63 53			
			309	H Albany (NY)	52 36		189	H Binghamton	65 62			
			272	H New Hampshire	51 59		301	H UMBC	60 58			
			201	A UMass Lowell	47 61		79	A Stony Brook	49 67			
			239	H Maine	47 65		309	A Albany (NY)	49 58			

Non-Div I Games: Norwich 86 40

Vermont

Loss, Non-Conf, S Site, H Home A Away N Neutral



Average RPI Win:	142	WON-LOST	WINNING	LAST 10	STRENGTH OF	OPP. STRENGTH	TEAM	ADJ.	CONF.	ADJ CONF.
Average RPI Loss:	75	RECORD	PCT. RANK	GAMES	SCHEDULE	OF SCHEDULE	RPI	RPI	RPI	RPI
DIV. I ONLY	12- 10	148	6-4	56	47	89	89	6	6	
DIV. I NON-CONF.	6- 5	151	1-0	87	49	95	95	6	6	
TOTALS	RPI 1-25	RPI 26-50	W-L RECORDS	RPI 51-100	RPI 101-150	RPI 150+				
12- 10	0- 1	2- 3	OVERALL	2- 4	3- 1	5- 1				
7- 5	0- 0	1- 2	HOME	0- 2	2- 1	4- 0				
5- 5	0- 1	1- 1	AWAY	2- 2	1- 0	1- 1				
0- 0	0- 0	0- 0	NEUTRAL	0- 0	0- 0	0- 0				
6- 5	0- 0	0- 1	NON-CONFERENCE	1- 2	2- 1	3- 1				
3- 2	0- 0	0- 1	HOME	0- 0	1- 1	2- 0				
3- 3	0- 0	0- 0	AWAY	1- 2	1- 0	1- 1				
0- 0	0- 0	0- 0	NEUTRAL	0- 0	0- 0	0- 0				
6- 5	0- 1	2- 2	CONFERENCE	1- 2	1- 0	2- 0				
4- 3	0- 0	1- 1	HOME	0- 2	1- 0	2- 0				
2- 2	0- 1	1- 1	AWAY	1- 0	0- 0	0- 0				
0- 0	0- 0	0- 0	NEUTRAL	0- 0	0- 0	0- 0				

RPI 1-25				RPI 26-50				RPI 51-100 Team's RPI: 89				RPI 101+			
RPI	S	Opponent	Score	RPI	S	Opponent	Score	RPI	S	Opponent	Score	RPI	S	Opponent	Score
21	A	DePaul	69 85	31	H	Creighton	42 58	56	A	Drexel	52 54	104	H	Penn	70 58
				35	A	Marquette	52 57	70	A	Temple	69 74	105	A	Fordham	73 66
				43	H	James Madison	52 56	77	A	Georgia	63 58	133	H	Providence	51 49
				49	A	St. John's (NY)	67 62	78	A	Seton Hall	61 55	143	H	George Washington	56 68
				49	H	St. John's (NY)	66 64	78	H	Seton Hall	63 65	181	A	American	54 76
								94	H	Butler	41 58	202	A	La Salle	77 69
												212	H	Saint Joseph's	60 44
												215	H	Manhattan	63 51
												240	H	Georgetown	74 53
												241	H	Xavier	66 54
LAST 10 Division I															
				78	H	Seton Hall	63 65	104	H	Penn	70 58				
				49	H	St. John's (NY)	66 64	241	H	Xavier	66 54				
				35	A	Marquette	52 57	94	H	Butler	41 58				
				21	A	DePaul	69 85	49	A	St. John's (NY)	67 62				
				240	H	Georgetown	74 53	78	A	Seton Hall	61 55				

Non-Div I Games:

Villanova

■ Loss, 
■ Non-Conf, 
■ S Site, 
■ H Home 
■ A Away 
N Neutral

## Virginia

Through Games Of Feb. 5, 2020

Average RPI Win: 104		WON-LOST	WINNING	LAST 10	STRENGTH OF		OPP. STRENGTH	TEAM	ADJ.	CONF.	ADJ CONF.
Average RPI Loss: 41		RECORD	PCT. RANK	GAMES	SCHEDULE		OF SCHEDULE	RPI	RPI	RPI	RPI
DIV. I ONLY		9- 13	234	4-6	1		35	45	45	5	5
DIV. I NON-CONF.		5- 6	187	0	1		35	25	25	3	3
<hr/>											
TOTALS	RPI 1-25	RPI 26-50		W-L RECORDS		RPI 51-100		RPI 101-150		RPI 150+	
9- 13	0- 6	3- 2		OVERALL		2- 5		2- 0		2- 0	
6- 4	0- 2	3- 1		HOME		1- 1		2- 0		0- 0	
3- 8	0- 3	0- 1		AWAY		1- 4		0- 0		2- 0	
0- 1	0- 1	0- 0		NEUTRAL		0- 0		0- 0		0- 0	
5- 6	0- 4	2- 1		NON-CONFERENCE		1- 1		0- 0		2- 0	
3- 2	0- 2	2- 0		HOME		1- 0		0- 0		0- 0	
2- 3	0- 1	0- 1		AWAY		0- 1		0- 0		2- 0	
0- 1	0- 1	0- 0		NEUTRAL		0- 0		0- 0		0- 0	
4- 7	0- 2	1- 1		CONFERENCE		1- 4		2- 0		0- 0	
3- 2	0- 0	1- 1		HOME		0- 1		2- 0		0- 0	
1- 5	0- 2	0- 0		AWAY		1- 3		0- 0		0- 0	
0- 0	0- 0	0- 0		NEUTRAL		0- 0		0- 0		0- 0	

RPI 1-25				RPI 26-50				Team's RPI: 45				RPI 51-100				RPI 101+			
RPI	S	Opponent	Score	RPI	S	Opponent	Score	RPI	S	Opponent	Score	RPI	S	Opponent	Score	RPI	S	Opponent	Score
3	A	Louisville	56 71	29	H	Old Dominion	56 53	59	A	North Carolina	68 78	106	H	Notre Dame	90 60				
5	H	UCLA	62 73	34	H	Virginia Tech	61 69	59	H	North Carolina	47 65	115	H	Syracuse	57 41				
10	A	UConn	44 83	42	H	Duke	66 63	61	A	Boston College	69 52	191	A	UNLV	63 55				
14	N	Mississippi St.	59 72	43	H	James Madison	55 49	73	H	Bucknell	84 60	273	A	CSUN	72 47				
15	A	NC State	60 80	46	A	Rutgers	63 73	85	A	Southern California	49 59								
24	H	Kentucky	47 50					87	A	Georgia Tech	51 61								
								92	A	Wake Forest	56 62								
LAST 10 Division I																			
				115	H	Syracuse	57 41	92	A	Wake Forest	56 62								
				59	A	North Carolina	68 78	61	A	Boston College	69 52								
				106	H	Notre Dame	90 60	42	H	Duke	66 63								
				3	A	Louisville	56 71	15	A	NC State	60 80								
				34	H	Virginia Tech	61 69	59	H	North Carolina	47 65								

Non-Div I Games:

Virginia

■ Loss, 
■ Non-Conf, S Site, 
■ Home 
■ Away 
N Neutral

Average RPI Win:	142	WON-LOST	WINNING	LAST 10	STRENGTH OF	OPP. STRENGTH	TEAM	ADJ.	CONF.	ADJ CONF.
Average RPI Loss:	54	RECORD	PCT. RANK	GAMES	SCHEDULE	OF SCHEDULE	RPI	RPI	RPI	RPI
DIV. I ONLY	16- 5	41	6-4	86	32	34	34	5	5	
DIV. I NON-CONF.	10- 1	20	0	116	110	26	26	3	3	
TOTALS	RPI 1-25	RPI 26-50	W-L RECORDS	RPI 51-100	RPI 101-150	RPI 150+				
16- 5	0- 2	2- 1	OVERALL	5- 1	3- 1	6- 0				
11- 0	0- 0	1- 0	HOME	3- 0	2- 0	5- 0				
2- 4	0- 2	1- 1	AWAY	0- 0	0- 1	1- 0				
3- 1	0- 0	0- 0	NEUTRAL	2- 1	1- 0	0- 0				
10- 1	0- 0	1- 0	NON-CONFERENCE	2- 1	3- 0	4- 0				
6- 0	0- 0	1- 0	HOME	0- 0	2- 0	3- 0				
1- 0	0- 0	0- 0	AWAY	0- 0	0- 0	1- 0				
3- 1	0- 0	0- 0	NEUTRAL	2- 1	1- 0	0- 0				
6- 4	0- 2	1- 1	CONFERENCE	3- 0	0- 1	2- 0				
5- 0	0- 0	0- 0	HOME	3- 0	0- 0	2- 0				
1- 4	0- 2	1- 1	AWAY	0- 0	0- 1	0- 0				
0- 0	0- 0	0- 0	NEUTRAL	0- 0	0- 0	0- 0				

RPI 1-25				RPI 26-50				Team's RPI: 34				RPI 51-100				RPI 101+											
RPI	S	Opponent	Score	RPI	S	Opponent	Score	RPI	S	Opponent	Score	RPI	S	Opponent	Score	RPI	S	Opponent	Score								
15	A	NC State	69 76	33	H	Purdue	67 54	57	H	Miami (FL)	69 45	108	H	Davidson	88 68												
23	A	Florida St.	62 86	42	A	Duke	67 72	59	H	North Carolina	76 70	109	H	Liberty	73 69												
				45	A	Virginia	69 61	61	H	Boston College	70 49	115	A	Syracuse	65 67												
								63	N	Belmont	60 58	150	N	Wichita St.	84 63												
								77	N	Georgia	72 77	175	H	Clemson	71 50												
								98	N	Rice	54 45	221	A	George Mason	77 58												
												243	H	Gardner-Webb	87 65												
												256	H	Saint Francis (PA)	105 41												
												266	H	Pittsburgh	68 56												
												326	H	UMES	86 43												
LAST 10 Division I																											
57	H	Miami (FL)	69 45	42	A	Duke	67 72	266	H	Pittsburgh	68 56																
115	A	Syracuse	65 67	59	H	North Carolina	76 70	15	A	NC State	69 76																
175	H	Clemson	71 50	23	A	Florida St.	62 86																				
61	H	Boston College	70 49																								
45	A	Virginia	69 61																								

Non-Div I Games:

Virginia Tech

Average RPI Win: <b>320</b>	WON-LOST	WINNING	LAST 10	STRENGTH OF	OPP. STRENGTH	TEAM	ADJ.	CONF.	ADJ CONF.
Average RPI Loss: <b>168</b>	RECORD	PCT. RANK	GAMES	SCHEDULE	OF SCHEDULE	RPI	RPI	RPI	RPI
DIV. I ONLY	6- 13	274	3-7	199	346	286	286	30	30
DIV. I NON-CONF.	3- 7	252	0-1	37	322	198	198	30	30
TOTALS	RPI 1-25	RPI 26-50	W-L RECORDS	RPI 51-100	RPI 101-150	RPI 150+			
6- 13	0- 1	0- 1	OVERALL	0- 4	0- 1	6- 6			
5- 3	0- 0	0- 0	HOME	0- 1	0- 0	5- 2			
1- 10	0- 1	0- 1	AWAY	0- 3	0- 1	1- 4			
0- 0	0- 0	0- 0	NEUTRAL	0- 0	0- 0	0- 0			
3- 7	0- 1	0- 1	NON-CONFERENCE	0- 4	0- 0	3- 1			
3- 1	0- 0	0- 0	HOME	0- 1	0- 0	3- 0			
0- 6	0- 1	0- 1	AWAY	0- 3	0- 0	0- 1			
0- 0	0- 0	0- 0	NEUTRAL	0- 0	0- 0	0- 0			
3- 6	0- 0	0- 0	CONFERENCE	0- 0	0- 1	3- 5			
2- 2	0- 0	0- 0	HOME	0- 0	0- 0	2- 2			
1- 4	0- 0	0- 0	AWAY	0- 0	0- 1	1- 3			
0- 0	0- 0	0- 0	NEUTRAL	0- 0	0- 0	0- 0			

RPI 1-25				RPI 26-50				RPI 51-100				RPI 101+ Team's RPI: 286			
RPI	S	Opponent	Score	RPI	S	Opponent	Score	RPI	S	Opponent	Score	RPI	S	Opponent	Score
9	A	Maryland	56 <b>119</b>	36	A	Yale	68 <b>87</b>	79	H	Stony Brook	45 <b>66</b>	149	A	Robert Morris	47 <b>51</b>
								82	A	Colgate	58 <b>74</b>	213	A	Mt. St. Mary's	63 <b>78</b>
								86	A	Rider	63 <b>77</b>	232	A	Youngstown St.	42 <b>64</b>
								94	A	Butler	58 <b>74</b>	256	A	Saint Francis (PA)	50 <b>51</b>
												288	H	Sacred Heart	65 <b>79</b>
												301	H	UMBC	67 60
												305	H	St. Francis Brooklyn	74 66
												315	A	Bryant	58 45
												322	H	Fairleigh Dickinson	61 <b>62</b>
												330	H	NJIT	61 59
												334	H	LIU Brooklyn	63 61
												337	H	Saint Peter's	90 89
												344	A	Central Conn. St.	63 <b>66</b>
LAST 10 Division I															
				322	H	Fairleigh Dickinson	61 <b>62</b>					256	A	Saint Francis (PA)	50 <b>51</b>
				315	A	Bryant	58 45					149	A	Robert Morris	47 <b>51</b>
				344	A	Central Conn. St.	63 <b>66</b>					288	H	Sacred Heart	65 <b>79</b>
				334	H	LIU Brooklyn	63 61					213	A	Mt. St. Mary's	63 <b>78</b>
				305	H	St. Francis Brooklyn	74 66					36	A	Yale	68 <b>87</b>

Non-Div I Games: Staten Island 81 57

Wagner

■ Loss, 
 ■ Non-Conf, 
 ■ S Site, 
 ■ H Home 
 ■ A Away 
 N Neutral

## Wake Forest

Through Games Of Feb. 5, 2020

Average RPI Win:	141	WON-LOST	WINNING	LAST 10	STRENGTH OF	OPP. STRENGTH	TEAM	ADJ.	CONF.	ADJ CONF.
Average RPI Loss:	96	RECORD	PCT. RANK	GAMES	SCHEDULE	OF SCHEDULE	RPI	RPI	RPI	RPI
DIV. I ONLY	12- 10	148	5-5	73	42	92	92	5	5	
DIV. I NON-CONF.	7- 4	100	0	132	180	110	110	3	3	
TOTALS	RPI 1-25	RPI 26-50	W-L RECORDS	RPI 51-100	RPI 101-150	RPI 150+				
12- 10	0- 3	2- 1	OVERALL	2- 3	3- 0	5- 3				
8- 3	0- 1	1- 0	HOME	1- 1	2- 0	4- 1				
2- 7	0- 2	1- 1	AWAY	0- 2	0- 0	1- 2				
2- 0	0- 0	0- 0	NEUTRAL	1- 0	1- 0	0- 0				
7- 4	0- 0	0- 1	NON-CONFERENCE	1- 1	2- 0	4- 2				
4- 2	0- 0	0- 0	HOME	0- 1	1- 0	3- 1				
1- 2	0- 0	0- 1	AWAY	0- 0	0- 0	1- 1				
2- 0	0- 0	0- 0	NEUTRAL	1- 0	1- 0	0- 0				
5- 6	0- 3	2- 0	CONFERENCE	1- 2	1- 0	1- 1				
4- 1	0- 1	1- 0	HOME	1- 0	1- 0	1- 0				
1- 5	0- 2	1- 0	AWAY	0- 2	0- 0	0- 1				
0- 0	0- 0	0- 0	NEUTRAL	0- 0	0- 0	0- 0				

RPI 1-25				RPI 26-50				RPI 51-100				Team's RPI: 92	RPI 101+			
RPI	S	Opponent	Score	RPI	S	Opponent	Score	RPI	S	Opponent	Score		RPI	S	Opponent	Score
3	A	Louisville	61 75	42	A	Duke	60 58	57	A	Miami (FL)	56 59		115	H	Syracuse	65 60
15	A	NC State	45 59	45	H	Virginia	62 56	61	A	Boston College	54 67		119	N	Florida	73 68
23	H	Florida St.	65 70	49	A	St. John's (NY)	74 82	65	N	Dayton	78 59		130	H	Campbell	74 46
								71	H	Charlotte	65 77		151	H	UNC Greensboro	65 67
								87	H	Georgia Tech	65 60		152	A	Elon	69 57
													175	H	Clemson	63 58
													245	H	Col. of Charleston	106 50
													255	H	UNCW	65 55
													260	A	ETSU	60 67
													266	A	Pittsburgh	48 53
													267	H	East Carolina	76 53
LAST 10 Division I																
61	A	Boston College	54 67	45	H	Virginia	62 56									
266	A	Pittsburgh	48 53	3	A	Louisville	61 75									
115	H	Syracuse	65 60	175	H	Clemson	63 58									
23	H	Florida St.	65 70	87	H	Georgia Tech	65 60									
15	A	NC State	45 59	42	A	Duke	60 58									

Non-Div I Games:

Wake Forest

■ Loss, 
 ■ Non-Conf, S Site, 
 ■ Home 
 ■ Away 
 N Neutral

Average RPI Win:	<b>193</b>	WON-LOST	WINNING	LAST 10	STRENGTH OF	OPP. STRENGTH	TEAM	ADJ.	CONF.	ADJ CONF.
Average RPI Loss:	<b>72</b>	RECORD	PCT. RANK	GAMES	SCHEDULE	OF SCHEDULE	RPI	RPI	RPI	RPI
DIV. I ONLY	<b>10- 11</b>	<b>191</b>	<b>2-8</b>	<b>66</b>	<b>41</b>	<b>132</b>	<b>132</b>	<b>1</b>	<b>1</b>	
DIV. I NON-CONF.	<b>8- 3</b>	<b>68</b>	<b>0</b>	<b>215</b>	<b>186</b>	<b>134</b>	<b>134</b>	<b>1</b>	<b>1</b>	
TOTALS	RPI 1-25	RPI 26-50	W-L RECORDS	RPI 51-100	RPI 101-150	RPI 150+				
10- 11	1- 4	0- 1	OVERALL	1- 3	2- 2	6- 1				
4- 8	0- 2	0- 1	HOME	0- 2	0- 2	4- 1				
3- 3	0- 2	0- 0	AWAY	1- 1	2- 0	0- 0				
3- 0	1- 0	0- 0	NEUTRAL	0- 0	0- 0	2- 0				
8- 3	1- 0	0- 0	NON-CONFERENCE	0- 1	1- 1	6- 1				
4- 3	0- 0	0- 0	HOME	0- 1	0- 1	4- 1				
1- 0	0- 0	0- 0	AWAY	0- 0	1- 0	0- 0				
3- 0	1- 0	0- 0	NEUTRAL	0- 0	0- 0	2- 0				
2- 8	0- 4	0- 1	CONFERENCE	1- 2	1- 1	0- 0				
0- 5	0- 2	0- 1	HOME	0- 1	0- 1	0- 0				
2- 3	0- 2	0- 0	AWAY	1- 1	1- 0	0- 0				
0- 0	0- 0	0- 0	NEUTRAL	0- 0	0- 0	0- 0				

RPI 1-25				RPI 26-50				RPI 51-100				RPI 101+ Team's RPI: 132			
RPI	S	Opponent	Score	RPI	S	Opponent	Score	RPI	S	Opponent	Score	RPI	S	Opponent	Score
4	A	Stanford	56 <b>77</b>	30	H	Arizona St.	50 <b>67</b>	84	A	Washington St.	65 56	126	A	San Diego	65 47
4	H	Stanford	41 <b>58</b>					84	H	Washington St.	59 <b>66</b>	129	A	California	67 64
5	A	UCLA	80 <b>85</b>					85	A	Southern California	78 <b>81</b>	129	H	California	74 <b>81</b>
12	N	Iowa	70 63					97	H	Vanderbilt	74 <b>76</b>	141	H	Tulane	62 <b>64</b>
25	H	Arizona	58 <b>66</b>									192	H	Hawaii	50 <b>62</b>
												217	H	CSU Bakersfield	80 49
												222	H	San Francisco	73 54
												237	N	Iona	65 34
												270	N	Howard	75 58
												313	H	Seattle U	78 46
												316	H	Weber St.	94 41
LAST 10 Division I															
129	H	California	74 <b>81</b>	30	H	Arizona St.	50 <b>67</b>	84	H	Washington St.	59 <b>66</b>				
4	H	Stanford	41 <b>58</b>					4	A	Stanford	56 <b>77</b>				
85	A	Southern California	78 <b>81</b>					129	A	California	67 64				
5	A	UCLA	80 <b>85</b>					84	A	Washington St.	65 56				
25	H	Arizona	58 <b>66</b>												

Non-Div I Games:

Washington

■ Loss, 
■ Non-Conf, 
■ S Site, 
■ H Home 
■ A Away 
N Neutral

Average RPI Win:	190	WON-LOST	WINNING	LAST 10	STRENGTH OF	OPP. STRENGTH	TEAM	ADJ.	CONF.	ADJ CONF.
Average RPI Loss:	31	RECORD	PCT. RANK	GAMES	SCHEDULE	OF SCHEDULE	RPI	RPI	RPI	RPI
DIV. I ONLY	10- 12	206	3-7	12	21	84	84	1	1	
DIV. I NON-CONF.	7- 5	131	0	39	43	78	78	1	1	
TOTALS	RPI 1-25	RPI 26-50	W-L RECORDS	RPI 51-100	RPI 101-150	RPI 150+				
10- 12	0- 8	0- 1	OVERALL	2- 2	3- 1	5- 0				
6- 5	0- 3	0- 1	HOME	1- 0	1- 1	4- 0				
3- 4	0- 2	0- 0	AWAY	1- 2	2- 0	0- 0				
1- 3	0- 3	0- 0	NEUTRAL	0- 0	0- 0	1- 0				
7- 5	0- 4	0- 0	NON-CONFERENCE	2- 1	0- 0	5- 0				
5- 1	0- 1	0- 0	HOME	1- 0	0- 0	4- 0				
1- 1	0- 0	0- 0	AWAY	1- 1	0- 0	0- 0				
1- 3	0- 3	0- 0	NEUTRAL	0- 0	0- 0	1- 0				
3- 7	0- 4	0- 1	CONFERENCE	0- 1	3- 1	0- 0				
1- 4	0- 2	0- 1	HOME	0- 0	1- 1	0- 0				
2- 3	0- 2	0- 0	AWAY	0- 1	2- 0	0- 0				
0- 0	0- 0	0- 0	NEUTRAL	0- 0	0- 0	0- 0				

RPI 1-25				RPI 26-50				RPI 51-100 Team's RPI: 84				RPI 101+			
RPI	S	Opponent	Score	RPI	S	Opponent	Score	RPI	S	Opponent	Score	RPI	S	Opponent	Score
2	N	South Carolina	53 68	30	H	Arizona St.	56 65	57	A	Miami (FL)	68 74	129	A	California	96 75
4	A	Stanford	58 77					64	H	BYU	67 50	129	H	California	92 66
4	H	Stanford	49 71					85	A	Southern California	63 74	132	A	Washington	66 59
5	A	UCLA	50 66					95	A	Boise St.	80 68	132	H	Washington	56 65
6	H	Gonzaga	53 76									214	H	Pepperdine	85 48
7	N	Baylor	66 89									244	N	Southern U.	69 54
13	N	Indiana	44 78									273	H	CSUN	71 61
25	H	Arizona	67 74									303	H	UC Irvine	87 59
												319	H	Ark.-Pine Bluff	85 56
LAST 10 Division I															
4	H	Stanford	49 71	25	H	Arizona	67 74								
129	H	California	92 66	132	A	Washington	66 59								
5	A	UCLA	50 66	129	A	California	96 75								
85	A	Southern California	63 74	4	A	Stanford	58 77								
30	H	Arizona St.	56 65	132	H	Washington	56 65								

Non-Div I Games:

Washington St.

■ Loss, 
 ■ Non-Conf, 
 ■ S Site, 
 ■ H Home 
 ■ A Away 
 N Neutral

Average RPI Win: <b>283</b>	WON-LOST	WINNING	LAST 10	STRENGTH OF	OPP. STRENGTH	TEAM	ADJ.	CONF.	ADJ CONF.
Average RPI Loss: <b>182</b>	RECORD	PCT. RANK	GAMES	SCHEDULE	OF SCHEDULE	RPI	RPI	RPI	RPI
DIV. I ONLY	3- 17	325	1-9	242	243	316	316	18	18
DIV. I NON-CONF.	2- 7	288	0	198	229	264	264	17	17
TOTALS	RPI 1-25	RPI 26-50	W-L RECORDS	RPI 51-100	RPI 101-150	RPI 150+			
3- 17	0- 1	0- 0	OVERALL	0- 1	0- 4	3- 11			
1- 7	0- 0	0- 0	HOME	0- 0	0- 0	1- 7			
2- 10	0- 1	0- 0	AWAY	0- 1	0- 4	2- 4			
0- 0	0- 0	0- 0	NEUTRAL	0- 0	0- 0	0- 0			
2- 7	0- 1	0- 0	NON-CONFERENCE	0- 0	0- 3	2- 3			
1- 1	0- 0	0- 0	HOME	0- 0	0- 0	1- 1			
1- 6	0- 1	0- 0	AWAY	0- 0	0- 3	1- 2			
0- 0	0- 0	0- 0	NEUTRAL	0- 0	0- 0	0- 0			
1- 10	0- 0	0- 0	CONFERENCE	0- 1	0- 1	1- 8			
0- 6	0- 0	0- 0	HOME	0- 0	0- 0	0- 6			
1- 4	0- 0	0- 0	AWAY	0- 1	0- 1	1- 2			
0- 0	0- 0	0- 0	NEUTRAL	0- 0	0- 0	0- 0			

RPI 1-25				RPI 26-50				RPI 51-100				RPI 101+ Team's RPI: 316			
RPI	S	Opponent	Score	RPI	S	Opponent	Score	RPI	S	Opponent	Score	RPI	S	Opponent	Score
5	A	UCLA	45 <b>85</b>					93	A	Montana St.	52 <b>81</b>	103	A	Utah	46 <b>75</b>
												114	A	Pacific	53 <b>76</b>
												116	A	Idaho	50 <b>70</b>
												132	A	Washington	41 <b>94</b>
												154	H	Portland	59 <b>78</b>
												157	H	Northern Ariz.	82 <b>88</b>
												186	A	Montana	57 <b>85</b>
												187	H	Portland St.	57 <b>76</b>
												216	H	Southern Utah	71 <b>87</b>
												226	A	Northern Colo.	65 60
												226	H	Northern Colo.	65 <b>69</b>
												233	H	Idaho St.	54 <b>65</b>
												236	A	UTEP	51 <b>70</b>
												298	A	UC Riverside	64 54
												304	H	Sacramento St.	67 <b>91</b>
												308	A	Eastern Wash.	53 <b>63</b>
												320	A	New Mexico St.	47 <b>77</b>
												324	H	Utah Valley	72 46
LAST 10 Division I															
226	H	Northern Colo.	65 <b>69</b>	233	H	Idaho St.	54 <b>65</b>								
216	H	Southern Utah	71 <b>87</b>	304	H	Sacramento St.	67 <b>91</b>								
186	A	Montana	57 <b>85</b>	226	A	Northern Colo.	65 60								
93	A	Montana St.	52 <b>81</b>	157	H	Northern Ariz.	82 <b>88</b>								
187	H	Portland St.	57 <b>76</b>	116	A	Idaho	50 <b>70</b>								

Non-Div I Games:

Weber St.



## West Virginia

Through Games Of Feb. 5, 2020

Average RPI Win:	157	WON-LOST	WINNING	LAST 10	STRENGTH OF	OPP. STRENGTH	TEAM	ADJ.	CONF.	ADJ CONF.
Average RPI Loss:	32	RECORD	PCT. RANK	GAMES	SCHEDULE	OF SCHEDULE	RPI	RPI	RPI	RPI
DIV. I ONLY	14- 6	57	5-5	60	20	41	41	3	3	
DIV. I NON-CONF.	10- 1	20	1-0	168	135	40	40	4	4	
TOTALS	RPI 1-25	RPI 26-50	W-L RECORDS	RPI 51-100	RPI 101-150	RPI 150+				
14- 6	1- 2	1- 3	OVERALL	1- 1	5- 0	6- 0				
7- 2	0- 0	1- 1	HOME	1- 1	1- 0	4- 0				
3- 3	1- 2	0- 1	AWAY	0- 0	2- 0	0- 0				
4- 1	0- 0	0- 1	NEUTRAL	0- 0	2- 0	2- 0				
10- 1	1- 0	0- 1	NON-CONFERENCE	0- 0	3- 0	6- 0				
5- 0	0- 0	0- 0	HOME	0- 0	1- 0	4- 0				
1- 0	1- 0	0- 0	AWAY	0- 0	0- 0	0- 0				
4- 1	0- 0	0- 1	NEUTRAL	0- 0	2- 0	2- 0				
4- 5	0- 2	1- 2	CONFERENCE	1- 1	2- 0	0- 0				
2- 2	0- 0	1- 1	HOME	1- 1	0- 0	0- 0				
2- 3	0- 2	0- 1	AWAY	0- 0	2- 0	0- 0				
0- 0	0- 0	0- 0	NEUTRAL	0- 0	0- 0	0- 0				

RPI 1-25				RPI 26-50				Team's RPI: 41	RPI 51-100				RPI 101+			
RPI	S	Opponent	Score	RPI	S	Opponent	Score		RPI	S	Opponent	Score	RPI	S	Opponent	Score
7	A	Baylor	51 91	31	N	Creighton	75 82		51	H	Iowa St.	79 71	101	N	Michigan St.	63 57
14	A	Mississippi St.	71 65	37	A	Oklahoma	58 68		55	H	Oklahoma St.	55 57	107	A	Kansas	68 49
22	A	TCU	60 73	37	H	Oklahoma	49 73						115	N	Syracuse	71 69
				38	H	Texas	68 63						124	A	Kansas St.	74 63
LAST 10 Division I																
				37	A	Oklahoma	58 68		37	H	Oklahoma	49 73				
				51	H	Iowa St.	79 71		38	H	Texas	68 63				
				22	A	TCU	60 73		107	A	Kansas	68 49				
				55	H	Oklahoma St.	55 57		124	A	Kansas St.	74 63				
				7	A	Baylor	51 91		138	H	Cornell	68 62				

Non-Div I Games:

West Virginia

■ Loss, 
■ Non-Conf, 
■ S Site, 
■ H Home 
■ A Away 
N Neutral

Average RPI Win:	337	WON-LOST	WINNING	LAST 10	STRENGTH OF	OPP. STRENGTH	TEAM	ADJ.	CONF.	ADJ CONF.
Average RPI Loss:	195	RECORD	PCT. RANK	GAMES	SCHEDULE	OF SCHEDULE	RPI	RPI	RPI	RPI
DIV. I ONLY	2- 18	340	1-9	211	343	339	339	25	25	
DIV. I NON-CONF.	1- 12	335	0-3	134	348	324	324	24	24	
TOTALS	RPI 1-25	RPI 26-50	W-L RECORDS	RPI 51-100	RPI 101-150	RPI 150+				
2- 18	0- 0	0- 0	OVERALL	0- 1	0- 4	2- 13				
2- 9	0- 0	0- 0	HOME	0- 0	0- 3	2- 6				
0- 9	0- 0	0- 0	AWAY	0- 1	0- 1	0- 7				
0- 0	0- 0	0- 0	NEUTRAL	0- 0	0- 0	0- 0				
1- 12	0- 0	0- 0	NON-CONFERENCE	0- 1	0- 3	1- 8				
1- 6	0- 0	0- 0	HOME	0- 0	0- 2	1- 4				
0- 6	0- 0	0- 0	AWAY	0- 1	0- 1	0- 4				
0- 0	0- 0	0- 0	NEUTRAL	0- 0	0- 0	0- 0				
1- 6	0- 0	0- 0	CONFERENCE	0- 0	0- 1	1- 5				
1- 3	0- 0	0- 0	HOME	0- 0	0- 1	1- 2				
0- 3	0- 0	0- 0	AWAY	0- 0	0- 0	0- 3				
0- 0	0- 0	0- 0	NEUTRAL	0- 0	0- 0	0- 0				

RPI S	Opponent	Score	RPI S	Opponent	Score	RPI S	Opponent	Score	RPI S	Opponent	Score	Team's RPI: 339
						59 A	North Carolina	55 92	108 A	Davidson	51 101	
									121 H	Coastal Caro.	43 66	
									130 H	Campbell	40 61	
									144 H	Samford	50 62	
									151 A	UNC Greensboro	43 54	
									152 A	Elon	24 68	
									165 H	Tennessee Tech	58 62	
									193 H	Cleveland St.	61 68	
									197 A	Furman	53 69	
									218 H	Chattanooga	52 59	
									243 A	Gardner-Webb	62 88	
									245 A	Col. of Charleston	62 73	
									253 H	UNC Asheville	47 64	
									260 H	ETSU	57 62	
									261 H	Winthrop	60 63	
									271 A	Wofford	63 76	
									332 H	Mercer	51 40	
									335 A	USC Upstate	62 70	
									341 H	Charleston So.	69 64	
LAST 10 Division I												
			332 H	Mercer	51 40		260 H	ETSU	57 62			
			144 H	Samford	50 62		218 H	Chattanooga	52 59			
			197 A	Furman	53 69		245 A	Col. of Charleston	62 73			
			271 A	Wofford	63 76		261 H	Winthrop	60 63			
			151 A	UNC Greensboro	43 54		165 H	Tennessee Tech	58 62			

Non-Div I Games: Southern Wesleyan 70 37 UVa-Wise 64 55

Western Caro.

Loss, Non-Conf, S Site, H Home A Away N Neutral

Average RPI Win:	283	WON-LOST	WINNING	LAST 10	STRENGTH OF	OPP. STRENGTH	TEAM	ADJ.	CONF.	ADJ CONF.
Average RPI Loss:	93	RECORD	PCT. RANK	GAMES	SCHEDULE	OF SCHEDULE	RPI	RPI	RPI	RPI
DIV. I ONLY	10- 11	191	7-3	248	149	211	211	20	20	
DIV. I NON-CONF.	3- 7	252	0	166	78	240	240	18	18	
TOTALS	RPI 1-25	RPI 26-50	W-L RECORDS	RPI 51-100	RPI 101-150	RPI 150+				
10- 11	0- 0	0- 3	OVERALL	0- 5	1- 1	9- 2				
6- 3	0- 0	0- 1	HOME	0- 2	1- 0	5- 0				
4- 6	0- 0	0- 2	AWAY	0- 2	0- 1	4- 1				
0- 2	0- 0	0- 0	NEUTRAL	0- 1	0- 0	0- 1				
3- 7	0- 0	0- 2	NON-CONFERENCE	0- 3	1- 1	2- 1				
2- 1	0- 0	0- 0	HOME	0- 1	1- 0	1- 0				
1- 4	0- 0	0- 2	AWAY	0- 1	0- 1	1- 0				
0- 2	0- 0	0- 0	NEUTRAL	0- 1	0- 0	0- 1				
7- 4	0- 0	0- 1	CONFERENCE	0- 2	0- 0	7- 1				
4- 2	0- 0	0- 1	HOME	0- 1	0- 0	4- 0				
3- 2	0- 0	0- 0	AWAY	0- 1	0- 0	3- 1				
0- 0	0- 0	0- 0	NEUTRAL	0- 0	0- 0	0- 0				

RPI S	Opponent	Score	RPI S	Opponent	Score	RPI S	Opponent	Score	RPI S	Opponent	Score	Team's RPI: 211
27	A Drake	75 94	52	H Bradley	49 84	137	H Southeast Mo. St.	97 91				
33	A Purdue	59 66	67	A South Dakota St.	45 75	147	A Missouri	89 97				
47	H South Dakota	65 96	67	H South Dakota St.	48 89	200	A North Dakota	71 77				
			69	A Illinois St.	65 78	231	N Eastern Ill.	52 60				
			81	N Southern Ill.	65 79	254	H Oral Roberts	75 61				
						278	H Indiana St.	83 72				
						290	A North Dakota St.	79 78				
						290	H North Dakota St.	86 79				
						291	H Denver	82 75				
						293	A Omaha	83 69				
						323	A Purdue Fort Wayne	83 74				
						323	H Purdue Fort Wayne	79 68				
						349	A Chicago St.	88 78				
LAST 10 Division I												
323	A Purdue Fort Wayne	83 74	254	H Oral Roberts	75 61							
290	H North Dakota St.	86 79	291	H Denver	82 75							
67	H South Dakota St.	48 89	323	H Purdue Fort Wayne	79 68							
200	A North Dakota	71 77	67	A South Dakota St.	45 75							
293	A Omaha	83 69	290	A North Dakota St.	79 78							

Non-Div I Games: Culver-Stockton 82 76 Ill.-Springfield 91 51 Mo. Baptist 90 69

Western Ill.

Average RPI Win:	147	WON-LOST	WINNING	LAST 10	STRENGTH OF	OPP. STRENGTH	TEAM	ADJ.	CONF.	ADJ CONF.
Average RPI Loss:	99	RECORD	PCT. RANK	GAMES	SCHEDULE	OF SCHEDULE	RPI	RPI	RPI	RPI
DIV. I ONLY	14- 6	57	6-4	64	72	32	32	13	13	
DIV. I NON-CONF.	8- 3	68	0-1	75	8	22	22	14	14	
TOTALS	RPI 1-25	RPI 26-50	W-L RECORDS	RPI 51-100	RPI 101-150	RPI 150+				
14- 6	1- 1	1- 2	OVERALL	4- 1	2- 0	6- 2				
8- 0	1- 0	1- 0	HOME	2- 0	1- 0	3- 0				
5- 6	0- 1	0- 2	AWAY	2- 1	1- 0	2- 2				
1- 0	0- 0	0- 0	NEUTRAL	0- 0	0- 0	1- 0				
8- 3	1- 1	1- 1	NON-CONFERENCE	2- 0	1- 0	3- 1				
4- 0	1- 0	1- 0	HOME	1- 0	0- 0	1- 0				
3- 3	0- 1	0- 1	AWAY	1- 0	1- 0	1- 1				
1- 0	0- 0	0- 0	NEUTRAL	0- 0	0- 0	1- 0				
6- 3	0- 0	0- 1	CONFERENCE	2- 1	1- 0	3- 1				
4- 0	0- 0	0- 0	HOME	1- 0	1- 0	2- 0				
2- 3	0- 0	0- 1	AWAY	1- 1	0- 0	1- 1				
0- 0	0- 0	0- 0	NEUTRAL	0- 0	0- 0	0- 0				

RPI 1-25				RPI 26-50				Team's RPI: 32				RPI 51-100				RPI 101+			
RPI	S	Opponent	Score	RPI	S	Opponent	Score	RPI	S	Opponent	Score	RPI	S	Opponent	Score	RPI	S	Opponent	Score
3	A	Louisville	56 75	29	A	Old Dominion	65 76	58	H	Middle Tenn.	71 63	110	H	UAB	69 65				
18	H	Central Mich.	93 58	33	A	Purdue	50 67	63	H	Belmont	77 46	144	A	Samford	88 84				
				37	H	Oklahoma	74 63	71	A	Charlotte	60 56	171	A	Saint Mary's (CA)	73 80				
								76	A	Ball St.	91 86	172	H	Little Rock	77 58				
								98	A	Rice	65 73	184	H	Fla. Atlantic	68 59				
												250	N	Tulsa	76 63				
												257	A	North Texas	54 61				
												258	A	Marshall	74 65				
												283	H	FIU	71 51				
												332	A	Mercer	75 62				
LAST 10 Division I																			
283	H	FIU	71 51	58	H	Middle Tenn.	71 63												
184	H	Fla. Atlantic	68 59	110	H	UAB	69 65												
258	A	Marshall	74 65	98	A	Rice	65 73												
71	A	Charlotte	60 56	257	A	North Texas	54 61												
29	A	Old Dominion	65 76	33	A	Purdue	50 67												

Non-Div I Games:

Western Ky.

■ Loss, 
■ Non-Conf, S Site, 
■ Home 
■ Away 
N Neutral

Average RPI Win:	238	WON-LOST	WINNING	LAST 10	STRENGTH OF	OPP. STRENGTH	TEAM	ADJ.	CONF.	ADJ CONF.
Average RPI Loss:	127	RECORD	PCT. RANK	GAMES	SCHEDULE	OF SCHEDULE	RPI	RPI	RPI	RPI
DIV. I ONLY	10- 9	160	5-5	180	195	155	155	10	10	
DIV. I NON-CONF.	6- 4	123	1-0	292	318	195	195	10	10	
TOTALS	RPI 1-25	RPI 26-50	W-L RECORDS	RPI 51-100	RPI 101-150	RPI 150+				
10- 9	0- 1	0- 1	OVERALL	1- 2	1- 1	8- 4				
5- 2	0- 1	0- 0	HOME	1- 0	0- 0	4- 1				
3- 6	0- 0	0- 1	AWAY	0- 1	1- 1	2- 3				
2- 1	0- 0	0- 0	NEUTRAL	0- 1	0- 0	2- 0				
6- 4	0- 0	0- 1	NON-CONFERENCE	0- 1	1- 0	5- 2				
2- 1	0- 0	0- 0	HOME	0- 0	0- 0	2- 1				
2- 2	0- 0	0- 1	AWAY	0- 0	1- 0	1- 1				
2- 1	0- 0	0- 0	NEUTRAL	0- 1	0- 0	2- 0				
4- 5	0- 1	0- 0	CONFERENCE	1- 1	0- 1	3- 2				
3- 1	0- 1	0- 0	HOME	1- 0	0- 0	2- 0				
1- 4	0- 0	0- 0	AWAY	0- 1	0- 1	1- 2				
0- 0	0- 0	0- 0	NEUTRAL	0- 0	0- 0	0- 0				

RPI 1-25				RPI 26-50				RPI 51-100				RPI 101+ Team's RPI: 155			
RPI	S	Opponent	Score	RPI	S	Opponent	Score	RPI	S	Opponent	Score	RPI	S	Opponent	Score
18	H	Central Mich.	70 80	39	A	Michigan	55 76	62	H	Ohio	73 72	118	A	Loyola Chicago	70 60
								76	A	Ball St.	65 68	120	A	Kent St.	63 75
								79	N	Stony Brook	47 50	160	A	Miami (OH)	67 70
												179	H	Toledo	84 72
												184	H	Fla. Atlantic	79 80
												198	A	Akron	56 51
												198	H	Akron	79 71
												234	A	Bowling Green	63 72
												236	A	UTEP	46 76
												291	N	Denver	79 70
												320	N	New Mexico St.	79 76
												329	H	Detroit Mercy	82 67
												336	A	UIC	80 52
												349	H	Chicago St.	90 69
LAST 10 Division I															
160	A	Miami (OH)	67 70	62	H	Ohio	73 72								
76	A	Ball St.	65 68	120	A	Kent St.	63 75								
198	H	Akron	79 71	198	A	Akron	56 51								
234	A	Bowling Green	63 72	179	H	Toledo	84 72								
18	H	Central Mich.	70 80	118	A	Loyola Chicago	70 60								

Non-Div I Games: Kentucky St. 80 41

Western Mich.

Average RPI Win:	207	WON-LOST	WINNING	LAST 10	STRENGTH OF	OPP. STRENGTH	TEAM	ADJ.	CONF.	ADJ CONF.
Average RPI Loss:	97	RECORD	PCT. RANK	GAMES	SCHEDULE	OF SCHEDULE	RPI	RPI	RPI	RPI
DIV. I ONLY	13- 10	135	5-5	207	67	150	150	9	9	
DIV. I NON-CONF.	8- 5	117	0	227	88	143	143	9	9	
TOTALS	RPI 1-25	RPI 26-50	W-L RECORDS	RPI 51-100	RPI 101-150	RPI 150+				
13- 10	0- 2	1- 3	OVERALL	3- 1	0- 2	9- 2				
9- 3	0- 0	1- 1	HOME	1- 1	0- 1	7- 0				
3- 6	0- 2	0- 1	AWAY	1- 0	0- 1	2- 2				
1- 1	0- 0	0- 1	NEUTRAL	1- 0	0- 0	0- 0				
8- 5	0- 1	1- 3	NON-CONFERENCE	1- 0	0- 0	6- 1				
6- 1	0- 0	1- 1	HOME	0- 0	0- 0	5- 0				
1- 3	0- 1	0- 1	AWAY	0- 0	0- 0	1- 1				
1- 1	0- 0	0- 1	NEUTRAL	1- 0	0- 0	0- 0				
5- 5	0- 1	0- 0	CONFERENCE	2- 1	0- 2	3- 1				
3- 2	0- 0	0- 0	HOME	1- 1	0- 1	2- 0				
2- 3	0- 1	0- 0	AWAY	1- 0	0- 1	1- 1				
0- 0	0- 0	0- 0	NEUTRAL	0- 0	0- 0	0- 0				

RPI 1-25				RPI 26-50				RPI 51-100				RPI 101+ Team's RPI: 150			
RPI	S	Opponent	Score	RPI	S	Opponent	Score	RPI	S	Opponent	Score	RPI	S	Opponent	Score
8	A	Missouri St.	55 68	31	A	Creighton	46 56	70	A	Temple	85 75	139	A	Houston	56 64
10	A	UConn	55 83	34	N	Virginia Tech	63 84	70	H	Temple	72 70	141	H	Tulane	56 61
				37	H	Oklahoma	88 83	80	H	South Fla.	50 56	178	H	Eastern Mich.	63 52
				48	H	UNI	50 61	93	N	Montana St.	66 64	223	A	SMU	44 64
												235	A	Louisiana Tech	88 80
												244	H	Southern U.	69 63
												250	H	Tulsa	57 46
												254	A	Oral Roberts	66 79
												267	A	East Carolina	61 53
												267	H	East Carolina	57 55
												311	H	Houston Baptist	59 42
												319	H	Ark.-Pine Bluff	100 50
												347	H	Grambling	77 65
LAST 10 Division I															
				70	A	Temple	85 75	70	H	Temple	72 70				
				267	H	East Carolina	57 55	250	H	Tulsa	57 46				
				223	A	SMU	44 64	267	A	East Carolina	61 53				
				139	A	Houston	56 64	141	H	Tulane	56 61				
				80	H	South Fla.	50 56	10	A	UConn	55 83				

Non-Div I Games:

Wichita St.

■ Loss, 
■ Non-Conf, 
■ S Site, 
■ H Home 
■ A Away 
N Neutral

William & Mary

Through Games Of Feb. 5, 2020

Average RPI Win:	237	WON-LOST	WINNING	LAST 10	STRENGTH OF	OPP. STRENGTH	TEAM	ADJ.	CONF.	ADJ CONF.
Average RPI Loss:	109	RECORD	PCT. RANK	GAMES	SCHEDULE	OF SCHEDULE	RPI	RPI	RPI	RPI
DIV. I ONLY	14- 6	57	6-4	304	130	140	140	14	14	
DIV. I NON-CONF.	9- 2	38	1-0	327	161	122	122	13	13	
TOTALS	RPI 1-25	RPI 26-50	W-L RECORDS	RPI 51-100	RPI 101-150	RPI 150+				
14- 6	0- 0	0- 2	OVERALL	1- 1	1- 2	12- 1				
6- 3	0- 0	0- 1	HOME	0- 1	0- 0	6- 1				
8- 3	0- 0	0- 1	AWAY	1- 0	1- 2	6- 0				
0- 0	0- 0	0- 0	NEUTRAL	0- 0	0- 0	0- 0				
9- 2	0- 0	0- 1	NON-CONFERENCE	1- 0	1- 1	7- 0				
4- 1	0- 0	0- 1	HOME	0- 0	0- 0	4- 0				
5- 1	0- 0	0- 0	AWAY	1- 0	1- 1	3- 0				
0- 0	0- 0	0- 0	NEUTRAL	0- 0	0- 0	0- 0				
5- 4	0- 0	0- 1	CONFERENCE	0- 1	0- 1	5- 1				
2- 2	0- 0	0- 0	HOME	0- 1	0- 0	2- 1				
3- 2	0- 0	0- 1	AWAY	0- 0	0- 1	3- 0				
0- 0	0- 0	0- 0	NEUTRAL	0- 0	0- 0	0- 0				

RPI 1-25			RPI 26-50			RPI 51-100			RPI 101+ Team's RPI: 140		
RPI	S	Opponent	Score	RPI	S	Opponent	Score	RPI	S	Opponent	Score
29	H	Old Dominion	58 69	56	H	Drexel	54 61	127	A	Northeastern	55 61
43	A	James Madison	70 84	99	A	VCU	69 55	143	A	George Washington	63 51
								145	A	Richmond	73 76
								152	A	Elon	84 77
								174	H	Norfolk St.	65 56
								194	A	Towson	83 75
								210	H	Delaware	68 58
								245	H	Col. of Charleston	85 60
								255	H	UNCW	55 72
								262	A	Delaware St.	73 52
								267	A	East Carolina	78 68
								289	A	Army West Point	77 65
								301	H	UMBC	76 48
								312	A	Hofstra	66 53
								326	H	UMES	78 50
								348	H	Hartford	61 44
LAST 10 Division I											
152	A	Elon	84 77	245	H	Col. of Charleston	85 60				
56	H	Drexel	54 61	255	H	UNCW	55 72				
210	H	Delaware	68 58	194	A	Towson	83 75				
127	A	Northeastern	55 61	43	A	James Madison	70 84				
312	A	Hofstra	66 53	143	A	George Washington	63 51				

Non-Div I Games:

William & Mary

Loss, Non-Conf, S Site, H Home A Away N Neutral

## Winthrop

Through Games Of Feb. 5, 2020

Average RPI Win:	285	WON-LOST	WINNING	LAST 10	STRENGTH OF	OPP. STRENGTH	TEAM	ADJ.	CONF.	ADJ CONF.
Average RPI Loss:	195	RECORD	PCT. RANK	GAMES	SCHEDULE	OF SCHEDULE	RPI	RPI	RPI	RPI
DIV. I ONLY	10- 11	191	5-5	322	308	261	261	26	26	
DIV. I NON-CONF.	3- 6	235	0	306	258	288	288	27	27	
TOTALS	RPI 1-25	RPI 26-50	W-L RECORDS	RPI 51-100	RPI 101-150	RPI 150+				
10- 11	0- 1	0- 1	OVERALL	0- 0	0- 1	10- 8				
5- 4	0- 0	0- 0	HOME	0- 0	0- 0	5- 4				
5- 6	0- 1	0- 1	AWAY	0- 0	0- 1	5- 3				
0- 1	0- 0	0- 0	NEUTRAL	0- 0	0- 0	0- 1				
3- 6	0- 1	0- 1	NON-CONFERENCE	0- 0	0- 0	3- 4				
0- 3	0- 0	0- 0	HOME	0- 0	0- 0	0- 3				
3- 2	0- 1	0- 1	AWAY	0- 0	0- 0	3- 0				
0- 1	0- 0	0- 0	NEUTRAL	0- 0	0- 0	0- 1				
7- 5	0- 0	0- 0	CONFERENCE	0- 0	0- 1	7- 4				
5- 1	0- 0	0- 0	HOME	0- 0	0- 0	5- 1				
2- 4	0- 0	0- 0	AWAY	0- 0	0- 1	2- 3				
0- 0	0- 0	0- 0	NEUTRAL	0- 0	0- 0	0- 0				

RPI 1-25				RPI 26-50				RPI 51-100				RPI 101+ Team's RPI: 261			
RPI	S	Opponent	Score	RPI	S	Opponent	Score	RPI	S	Opponent	Score	RPI	S	Opponent	Score
24	A	Kentucky	36 91	29	A	Old Dominion	44 68					130	A	Campbell	47 63
												167	H	Hampton	72 66
												196	A	High Point	61 94
												196	H	High Point	69 63
												219	A	Radford	53 54
												237	H	Iona	61 68
												243	A	Gardner-Webb	59 71
												245	H	Col. of Charleston	73 84
												246	H	Longwood	74 63
												253	H	UNC Asheville	43 50
												255	A	UNCW	75 63
												271	N	Wofford	59 60
												295	H	Ga. Southern	47 91
												310	H	Presbyterian	61 54
												321	A	N.C. Central	56 46
												335	A	USC Upstate	52 38
												339	A	Western Caro.	63 60
												341	A	Charleston So.	58 53
												341	H	Charleston So.	56 46
LAST 10 Division I															
341	H	Charleston So.	56 46	219	A	Radford	53 54								
196	A	High Point	61 94	130	A	Campbell	47 63								
253	H	UNC Asheville	43 50	310	H	Presbyterian	61 54								
341	A	Charleston So.	58 53	335	A	USC Upstate	52 38								
246	H	Longwood	74 63	243	A	Gardner-Webb	59 71								

Non-Div I Games:

Winthrop

■ Loss, 
 ■ Non-Conf, S Site, 
 ■ Home 
 ■ Away 
 N Neutral



Average RPI Win:	204	WON-LOST	WINNING	LAST 10	STRENGTH OF	OPP. STRENGTH	TEAM	ADJ.	CONF.	ADJ CONF.
Average RPI Loss:	52	RECORD	PCT. RANK	GAMES	SCHEDULE	OF SCHEDULE	RPI	RPI	RPI	RPI
DIV. I ONLY	11- 11	179	3-7	69	71	113	113	2	2	
DIV. I NON-CONF.	8- 3	68	0	194	220	94	94	2	2	
TOTALS	RPI 1-25	RPI 26-50	W-L RECORDS	RPI 51-100	RPI 101-150	RPI 150+				
11- 11	0- 2	0- 5	OVERALL	3- 3	0- 1	8- 0				
7- 4	0- 1	0- 2	HOME	1- 1	0- 0	6- 0				
3- 6	0- 1	0- 2	AWAY	1- 2	0- 1	2- 0				
1- 1	0- 0	0- 1	NEUTRAL	1- 0	0- 0	0- 0				
8- 3	0- 0	0- 2	NON-CONFERENCE	2- 1	0- 0	6- 0				
6- 0	0- 0	0- 0	HOME	1- 0	0- 0	5- 0				
1- 2	0- 0	0- 1	AWAY	0- 1	0- 0	1- 0				
1- 1	0- 0	0- 1	NEUTRAL	1- 0	0- 0	0- 0				
3- 8	0- 2	0- 3	CONFERENCE	1- 2	0- 1	2- 0				
1- 4	0- 1	0- 2	HOME	0- 1	0- 0	1- 0				
2- 4	0- 1	0- 1	AWAY	1- 1	0- 1	1- 0				
0- 0	0- 0	0- 0	NEUTRAL	0- 0	0- 0	0- 0				

RPI 1-25				RPI 26-50				RPI 51-100				RPI 101+				Team's RPI: 113
RPI	S	Opponent	Score	RPI	S	Opponent	Score	RPI	S	Opponent	Score	RPI	S	Opponent	Score	
12	H	Iowa	78 85	33	A	Purdue	61 72	54	A	Minnesota	72 62	101	A	Michigan St.	52 69	
13	A	Indiana	65 75	39	H	Michigan	56 68	74	A	Nebraska	50 65	161	A	Illinois	73 64	
				40	N	Arkansas	64 68	74	H	Nebraska	71 72	188	H	Penn St.	71 65	
				46	H	Rutgers	61 64	76	N	Ball St.	67 56	231	H	Eastern Ill.	63 55	
				50	A	Colorado	57 74	87	A	Georgia Tech	41 60	242	H	Milwaukee	71 40	
								96	H	North Florida	75 62	271	H	Wofford	78 65	
												290	A	North Dakota St.	64 63	
												297	H	Prairie View	68 42	
												333	H	Alabama St.	85 67	
LAST 10 Division I																
161	A	Illinois	73 64	39	H	Michigan	56 68									
13	A	Indiana	65 75	101	A	Michigan St.	52 69									
74	H	Nebraska	71 72	74	A	Nebraska	50 65									
54	A	Minnesota	72 62	188	H	Penn St.	71 65									
12	H	Iowa	78 85	33	A	Purdue	61 72									

Non-Div I Games:

Wisconsin

■ Loss, 
 ■ Non-Conf, 
 ■ S Site, 
 ■ H Home 
 ■ A Away 
 N Neutral

RPI 1-25				RPI 26-50				RPI 51-100				RPI 101+				Team's RPI: 271	
RPI	S	Opponent	Score	RPI	S	Opponent	Score	RPI	S	Opponent	Score	RPI	S	Opponent	Score		
												107	A	Kansas	64	83	
												113	A	Wisconsin	65	78	
												117	A	Auburn	82	84	
												121	H	Coastal Caro.	73	78	
												144	H	Samford	58	74	
												151	H	UNC Greensboro	66	61	
												197	H	Furman	66	62	
												208	A	Northern Ky.	72	80	
												218	A	Chattanooga	76	80	
												243	A	Gardner-Webb	53	67	
												246	H	Longwood	79	76	
												253	H	UNC Asheville	75	38	
												260	A	ETSU	76	47	
												261	N	Winthrop	60	59	
												277	H	Appalachian St.	51	54	
												295	H	Ga. Southern	57	70	
												310	H	Presbyterian	67	60	
												332	H	Mercer	77	49	
												339	H	Western Caro.	76	63	
LAST 10 Division I																	
				197	H	Furman	66 62	332	H	Mercer	77 49						
				151	H	UNC Greensboro	66 61	144	H	Samford	58 74						
				339	H	Western Caro.	76 63	107	A	Kansas	64 83						
				260	A	ETSU	76 47	208	A	Northern Ky.	72 80						
				218	A	Chattanooga	76 80	253	H	UNC Asheville	75 38						

W  
o  
f  
f  
o  
r  
d

89 38

■ Loss, ■ Non-Conf, S Site, H Home A Away N Neutral

Average RPI Win:	242	WON-LOST	WINNING	LAST 10	STRENGTH OF	OPP. STRENGTH	TEAM	ADJ.	CONF.	ADJ CONF.
Average RPI Loss:	142	RECORD	PCT. RANK	GAMES	SCHEDULE	OF SCHEDULE	RPI	RPI	RPI	RPI
DIV. I ONLY	11- 10	169	7-3	266	160	199	199	22	22	
DIV. I NON-CONF.	4- 6	212	0	240	58	208	208	20	20	
TOTALS	RPI 1-25	RPI 26-50	W-L RECORDS	RPI 51-100	RPI 101-150	RPI 150+				
11- 10	0- 0	0- 0	OVERALL	0- 3	1- 4	10- 3				
5- 3	0- 0	0- 0	HOME	0- 0	0- 2	5- 1				
5- 5	0- 0	0- 0	AWAY	0- 3	1- 1	4- 1				
1- 2	0- 0	0- 0	NEUTRAL	0- 0	0- 1	1- 1				
4- 6	0- 0	0- 0	NON-CONFERENCE	0- 2	0- 3	4- 1				
1- 1	0- 0	0- 0	HOME	0- 0	0- 1	1- 0				
2- 3	0- 0	0- 0	AWAY	0- 2	0- 1	2- 0				
1- 2	0- 0	0- 0	NEUTRAL	0- 0	0- 1	1- 1				
7- 4	0- 0	0- 0	CONFERENCE	0- 1	1- 1	6- 2				
4- 2	0- 0	0- 0	HOME	0- 0	0- 1	4- 1				
3- 2	0- 0	0- 0	AWAY	0- 1	1- 0	2- 1				
0- 0	0- 0	0- 0	NEUTRAL	0- 0	0- 0	0- 0				

RPI 1-25			RPI 26-50			RPI 51-100			RPI 101+ Team's RPI: 199		
RPI	S	Opponent	Score	RPI	S	Opponent	Score	RPI	S	Opponent	Score
								51	A	Iowa St.	71 79
								53	A	IUPUI	60 80
								60	A	UCF	53 69
								107	N	Kansas	63 74
								112	A	UT Arlington	62 68
								128	H	Abilene Christian	64 83
								135	A	Green Bay	70 58
								135	H	Green Bay	59 68
								193	H	Cleveland St.	78 62
								208	A	Northern Ky.	63 55
								217	H	CSU Bakersfield	65 60
								223	A	SMU	69 61
								232	H	Youngstown St.	91 41
								241	A	Xavier	86 74
								242	A	Milwaukee	58 60
								242	H	Milwaukee	67 77
								269	N	Loyola Maryland	66 51
								281	H	Oakland	85 66
								294	N	St. Bonaventure	56 57
								329	H	Detroit Mercy	67 61
								336	A	UIC	58 43
LAST 10 Division I											
242	H	Milwaukee	67 77	53	A	IUPUI	60 80				
135	H	Green Bay	59 68	336	A	UIC	58 43				
281	H	Oakland	85 66	232	H	Youngstown St.	91 41				
329	H	Detroit Mercy	67 61	193	H	Cleveland St.	78 62				
208	A	Northern Ky.	63 55	135	A	Green Bay	70 58				

Non-Div I Games: Marian (IN) 64 60

Wright St.

■ Loss, 
 ■ Non-Conf, 
 ■ S Site, 
 ■ Home 
 ■ A Away 
 N Neutral

## Wyoming

Through Games Of Feb. 5, 2020

Average RPI Win:	238	WON-LOST	WINNING	LAST 10	STRENGTH OF	OPP. STRENGTH	TEAM	ADJ.	CONF.	ADJ CONF.
Average RPI Loss:	149	RECORD	PCT. RANK	GAMES	SCHEDULE	OF SCHEDULE	RPI	RPI	RPI	RPI
DIV. I ONLY	10- 10	179	5-5	183	218	185	185	17	17	
DIV. I NON-CONF.	3- 5	224	0	203	228	258	258	23	23	
TOTALS	RPI 1-25	RPI 26-50	W-L RECORDS	RPI 51-100	RPI 101-150	RPI 150+				
10- 10	0- 1	0- 1	OVERALL	1- 3	1- 0	8- 5				
6- 4	0- 1	0- 1	HOME	1- 0	1- 0	4- 2				
4- 6	0- 0	0- 0	AWAY	0- 3	0- 0	4- 3				
0- 0	0- 0	0- 0	NEUTRAL	0- 0	0- 0	0- 0				
3- 5	0- 1	0- 1	NON-CONFERENCE	0- 1	0- 0	3- 2				
2- 3	0- 1	0- 1	HOME	0- 0	0- 0	2- 1				
1- 2	0- 0	0- 0	AWAY	0- 1	0- 0	1- 1				
0- 0	0- 0	0- 0	NEUTRAL	0- 0	0- 0	0- 0				
7- 5	0- 0	0- 0	CONFERENCE	1- 2	1- 0	5- 3				
4- 1	0- 0	0- 0	HOME	1- 0	1- 0	2- 1				
3- 4	0- 0	0- 0	AWAY	0- 2	0- 0	3- 2				
0- 0	0- 0	0- 0	NEUTRAL	0- 0	0- 0	0- 0				

RPI 1-25				RPI 26-50				RPI 51-100				RPI 101+ Team's RPI: 185			
RPI	S	Opponent	Score	RPI	S	Opponent	Score	RPI	S	Opponent	Score	RPI	S	Opponent	Score
6	H	Gonzaga	54 65	50	H	Colorado	56 66	66	A	Fresno St.	59 89	136	H	San Jose St.	80 45
								67	A	South Dakota St.	40 67	171	H	Saint Mary's (CA)	69 67
								95	A	Boise St.	48 67	191	A	UNLV	53 65
								95	H	Boise St.	73 68	204	A	New Mexico	73 66
												226	H	Northern Colo.	44 46
												238	A	San Diego St.	60 67
												238	H	San Diego St.	81 67
												263	H	Colorado St.	49 56
												284	H	Nevada	83 59
												290	A	North Dakota St.	66 57
												291	A	Denver	57 71
												296	A	Utah St.	65 54
												317	A	Air Force	65 63
												351	H	Mississippi Val.	95 22
LAST 10 Division I															
				95	A	Boise St.	48 67	284	H	Nevada	83 59				
				136	H	San Jose St.	80 45	191	A	UNLV	53 65				
				296	A	Utah St.	65 54	238	A	San Diego St.	60 67				
				238	H	San Diego St.	81 67	263	H	Colorado St.	49 56				
				66	A	Fresno St.	59 89	95	H	Boise St.	73 68				

Non-Div I Games: Colo. Christian 70 31

Wyoming

■ Loss, 
 ■ Non-Conf, S Site, 
 ■ Home 
 ■ Away 
 N Neutral

Average RPI Win:	172	WON-LOST	WINNING	LAST 10	STRENGTH OF	OPP. STRENGTH	TEAM	ADJ.	CONF.	ADJ CONF.
Average RPI Loss:	92	RECORD	PCT. RANK	GAMES	SCHEDULE	OF SCHEDULE	RPI	RPI	RPI	RPI
DIV. I ONLY	2- 19	342	1-9	22	79	241	241	6	6	
DIV. I NON-CONF.	1- 10	329	0	25	122	250	250	6	6	
TOTALS	RPI 1-25	RPI 26-50	W-L RECORDS	RPI 51-100	RPI 101-150	RPI 150+				
2- 19	0- 2	0- 4	OVERALL	0- 8	1- 3	1- 2				
1- 9	0- 1	0- 3	HOME	0- 3	1- 0	0- 2				
1- 8	0- 0	0- 1	AWAY	0- 5	0- 2	1- 0				
0- 2	0- 1	0- 0	NEUTRAL	0- 0	0- 1	0- 0				
1- 10	0- 1	0- 1	NON-CONFERENCE	0- 4	1- 2	0- 2				
1- 4	0- 0	0- 1	HOME	0- 1	1- 0	0- 2				
0- 4	0- 0	0- 0	AWAY	0- 3	0- 1	0- 0				
0- 2	0- 1	0- 0	NEUTRAL	0- 0	0- 1	0- 0				
1- 9	0- 1	0- 3	CONFERENCE	0- 4	0- 1	1- 0				
0- 5	0- 1	0- 2	HOME	0- 2	0- 0	0- 0				
1- 4	0- 0	0- 1	AWAY	0- 2	0- 1	1- 0				
0- 0	0- 0	0- 0	NEUTRAL	0- 0	0- 0	0- 0				

RPI 1-25				RPI 26-50				RPI 51-100				RPI 101+ Team's RPI: 241			
RPI	S	Opponent	Score	RPI	S	Opponent	Score	RPI	S	Opponent	Score	RPI	S	Opponent	Score
16	N	Northwestern	59 79	31	A	Creighton	55 62	70	A	Temple	65 78	103	H	Utah	70 63
21	H	DePaul	68 91	35	H	Marquette	60 80	76	A	Ball St.	49 70	119	N	Florida	64 67
				49	H	St. John's (NY)	67 75	78	H	Seton Hall	61 83	133	A	Providence	48 60
				50	H	Colorado	53 62	86	A	Rider	57 64	149	A	Robert Morris	57 71
								88	H	Cincinnati	78 85	199	H	Wright St.	74 86
								89	A	Villanova	54 66	240	A	Georgetown	85 64
								94	A	Butler	61 63	276	H	Eastern Ky.	55 56
								94	H	Butler	70 78				
LAST 10 Division I															
94	A	Butler	61 63	89	A	Villanova	54 66								
133	A	Providence	48 60	240	A	Georgetown	85 64								
31	A	Creighton	55 62	94	H	Butler	70 78								
35	H	Marquette	60 80	78	H	Seton Hall	61 83								
21	H	DePaul	68 91	49	H	St. John's (NY)	67 75								

Non-Div I Games:

Xavier

■ Loss, 
■ Non-Conf, 
■ S Site, 
■ H Home 
■ A Away 
N Neutral

Average RPI Win:	193	WON-LOST	WINNING	LAST 10	STRENGTH OF	OPP. STRENGTH	TEAM	ADJ.	CONF.	ADJ CONF.
Average RPI Loss:	45	RECORD	PCT. RANK	GAMES	SCHEDULE	OF SCHEDULE	RPI	RPI	RPI	RPI
DIV. I ONLY	14- 3	23	9-1	100	168	36	36	8	8	
DIV. I NON-CONF.	10- 3	58	5-1	102	184	52	52	8	8	
TOTALS	RPI 1-25	RPI 26-50	W-L RECORDS	RPI 51-100	RPI 101-150	RPI 150+				
14- 3	0- 1	0- 1	OVERALL	2- 1	3- 0	9- 0				
6- 1	0- 0	0- 1	HOME	0- 0	1- 0	5- 0				
7- 2	0- 1	0- 0	AWAY	1- 1	2- 0	4- 0				
1- 0	0- 0	0- 0	NEUTRAL	1- 0	0- 0	0- 0				
10- 3	0- 1	0- 1	NON-CONFERENCE	2- 1	2- 0	6- 0				
5- 1	0- 0	0- 1	HOME	0- 0	1- 0	4- 0				
4- 2	0- 1	0- 0	AWAY	1- 1	1- 0	2- 0				
1- 0	0- 0	0- 0	NEUTRAL	1- 0	0- 0	0- 0				
4- 0	0- 0	0- 0	CONFERENCE	0- 0	1- 0	3- 0				
1- 0	0- 0	0- 0	HOME	0- 0	0- 0	1- 0				
3- 0	0- 0	0- 0	AWAY	0- 0	1- 0	2- 0				
0- 0	0- 0	0- 0	NEUTRAL	0- 0	0- 0	0- 0				

RPI 1-25				RPI 26-50				RPI 51-100				RPI 101+			
RPI	S	Opponent	Score	RPI	S	Opponent	Score	RPI	S	Opponent	Score	RPI	S	Opponent	Score
5	A	UCLA	65 100	49	H	St. John's (NY)	66 80	59	A	North Carolina	66 63	127	A	Northeastern	78 63
								66	N	Fresno St.	87 67	133	H	Providence	82 79
								82	A	Colgate	67 70	138	A	Cornell	74 67
												169	H	Quinnipiac	63 59
												176	A	Columbia	85 60
												201	A	UMass Lowell	67 59
												227	A	Brown	73 40
												227	H	Brown	79 72
												267	A	LMU (CA)	81 65
												286	H	Wagner	87 68
												288	H	Sacred Heart	87 40
												332	H	Mercer	68 60
LAST 10 Division I															
138	A	Cornell	74 67	286	H	Wagner	87 68								
176	A	Columbia	85 60	59	A	North Carolina	66 63								
227	A	Brown	73 40	288	H	Sacred Heart	87 40								
227	H	Brown	79 72	49	H	St. John's (NY)	66 80								
332	H	Mercer	68 60	267	A	LMU (CA)	81 65								

Non-Div I Games:

Yale

■ Loss, 
■ Non-Conf, 
S Site, 
■ Home 
■ Away 
N Neutral

Average RPI Win:	260	WON-LOST	WINNING	LAST 10	STRENGTH OF	OPP. STRENGTH	TEAM	ADJ.	CONF.	ADJ CONF.
Average RPI Loss:	168	RECORD	PCT. RANK	GAMES	SCHEDULE	OF SCHEDULE	RPI	RPI	RPI	RPI
DIV. I ONLY	9- 11	210	3-7	260	259	232	232	22	22	
DIV. I NON-CONF.	5- 4	140	0	232	240	162	162	20	20	
TOTALS	RPI 1-25	RPI 26-50	W-L RECORDS	RPI 51-100	RPI 101-150	RPI 150+				
9- 11	0- 1	0- 0	OVERALL	1- 1	0- 3	8- 6				
5- 3	0- 0	0- 0	HOME	1- 0	0- 2	4- 1				
4- 8	0- 1	0- 0	AWAY	0- 1	0- 1	4- 5				
0- 0	0- 0	0- 0	NEUTRAL	0- 0	0- 0	0- 0				
5- 4	0- 1	0- 0	NON-CONFERENCE	0- 0	0- 2	5- 1				
3- 1	0- 0	0- 0	HOME	0- 0	0- 1	3- 0				
2- 3	0- 1	0- 0	AWAY	0- 0	0- 1	2- 1				
0- 0	0- 0	0- 0	NEUTRAL	0- 0	0- 0	0- 0				
4- 7	0- 0	0- 0	CONFERENCE	1- 1	0- 1	3- 5				
2- 2	0- 0	0- 0	HOME	1- 0	0- 1	1- 1				
2- 5	0- 0	0- 0	AWAY	0- 1	0- 0	2- 4				
0- 0	0- 0	0- 0	NEUTRAL	0- 0	0- 0	0- 0				

RPI 1-25				RPI 26-50				RPI 51-100				RPI 101+ Team's RPI: 232			
RPI	S	Opponent	Score	RPI	S	Opponent	Score	RPI	S	Opponent	Score	RPI	S	Opponent	Score
13	A	Indiana	56 93					53	A	IUPUI	69 77	120	H	Kent St.	73 82
								53	H	IUPUI	75 73	135	H	Green Bay	63 70
												149	A	Robert Morris	43 58
												178	H	Eastern Mich.	79 77
												193	A	Cleveland St.	52 60
												198	A	Akron	62 91
												199	A	Wright St.	41 91
												208	A	Northern Ky.	56 75
												242	H	Milwaukee	62 74
												256	A	Saint Francis (PA)	56 46
												276	A	Eastern Ky.	72 63
												281	A	Oakland	79 74
												286	H	Wagner	64 42
												329	A	Detroit Mercy	62 47
												336	A	UIC	53 59
												336	H	UIC	77 65
												343	H	Canisius	87 59
LAST 10 Division I															
				53	A	IUPUI	69 77	281	A	Oakland	79 74				
				336	A	UIC	53 59	193	A	Cleveland St.	52 60				
				242	H	Milwaukee	62 74	199	A	Wright St.	41 91				
				135	H	Green Bay	63 70	208	A	Northern Ky.	56 75				
				329	A	Detroit Mercy	62 47	336	H	UIC	77 65				

Non-Div I Games: Lake Erie 83 48 Muskingum 92 46

Youngstown St.

Loss, Non-Conf, S Site, H Home A Away N Neutral