

Average RPI Win:	276	WON-LOST	WINNING	LAST 10	STRENGTH OF	OPP. STRENGTH	TEAM	ADJ.	CONF.	ADJ CONF.
Average RPI Loss:	161	RECORD	PCT. RANK	GAMES	SCHEDULE	OF SCHEDULE	RPI	RPI	RPI	RPI
DIV. I ONLY	7- 8	196	1- 0	291	292	258	258	26	26	
DIV. I NON-CONF.	2- 5	264	0- 0	265	227	285	285	23	23	
TOTALS	RPI 1-25	RPI 26-50	W-L RECORDS	RPI 51-100	RPI 101-150	RPI 150+				
7- 8	0- 0	0- 0	OVERALL	0- 1	0- 1	7- 6				
3- 4	0- 0	0- 0	HOME	0- 0	0- 0	3- 4				
3- 3	0- 0	0- 0	AWAY	0- 1	0- 1	3- 1				
1- 1	0- 0	0- 0	NEUTRAL	0- 0	0- 0	1- 1				
2- 5	0- 0	0- 0	NON-CONFERENCE	0- 0	0- 1	2- 4				
0- 3	0- 0	0- 0	HOME	0- 0	0- 0	0- 3				
1- 1	0- 0	0- 0	AWAY	0- 0	0- 1	1- 0				
1- 1	0- 0	0- 0	NEUTRAL	0- 0	0- 0	1- 1				
5- 3	0- 0	0- 0	CONFERENCE	0- 1	0- 0	5- 2				
3- 1	0- 0	0- 0	HOME	0- 0	0- 0	3- 1				
2- 2	0- 0	0- 0	AWAY	0- 1	0- 0	2- 1				
0- 0	0- 0	0- 0	NEUTRAL	0- 0	0- 0	0- 0				

RPI 1-25			RPI 26-50			RPI 51-100			RPI 101+			Team's RPI: 258
RPI	S	Opponent	Score	RPI	S	Opponent	Score	RPI	S	Opponent	Score	
						71 A Lamar University	58 76	143 A Texas Tech		61 78		
								158 H Abilene Christian		68 72		
								160 H New Mexico St.		65 67		
								175 H Texas St.		53 60		
								184 A Nicholls St.		55 85		
								191 N Prairie View		59 67		
								206 H Sam Houston St.		76 61		
								209 A UTRGV		59 49		
								209 H UTRGV		57 70		
								237 N Louisiana		64 63		
								293 A Central Ark.		73 65		
								312 H New Orleans		57 51		
								336 H Northwestern St.		79 55		
								339 A Houston Baptist		70 56		
LAST 12 Division I GAMES:												
339 A		Houston Baptist	70 56	71 A		Lamar University	58 76					
158 H		Abilene Christian	68 72	293 A		Central Ark.	73 65					
184 A		Nicholls St.	55 85	160 H		New Mexico St.	65 67					
312 H		New Orleans	57 51	209 H		UTRGV	57 70					
206 H		Sam Houston St.	76 61	191 N		Prairie View	59 67					
336 H		Northwestern St.	79 55	237 N		Louisiana	64 63					

Non-Div I Games: Schreiner 64 34 UNKNOWN 78 40 Tex. A&M Int'l 84 36 Texas Lutheran 73 49 A&M-Corpus Christi

Loss, Non-Conf, S Site, H Home A Away N Neutral

Average RPI Win:	273	WON-LOST	WINNING	LAST 10	STRENGTH OF	OPP. STRENGTH	TEAM	ADJ.	CONF.	ADJ CONF.
Average RPI Loss:	130	RECORD	PCT. RANK	GAMES	SCHEDULE	OF SCHEDULE	RPI	RPI	RPI	RPI
DIV. I ONLY	10- 6	104	1- 0	282	271	158	158	26	26	
DIV. I NON-CONF.	3- 4	199	0- 0	132	136	132	132	23	23	
TOTALS	RPI 1-25	RPI 26-50	W-L RECORDS	RPI 51-100	RPI 101-150	RPI 150+				
10- 6	0- 0	0- 0	OVERALL	0- 3	0- 1	10- 2				
2- 2	0- 0	0- 0	HOME	0- 2	0- 0	2- 0				
7- 4	0- 0	0- 0	AWAY	0- 1	0- 1	7- 2				
1- 0	0- 0	0- 0	NEUTRAL	0- 0	0- 0	1- 0				
3- 4	0- 0	0- 0	NON-CONFERENCE	0- 2	0- 1	3- 1				
0- 1	0- 0	0- 0	HOME	0- 1	0- 0	0- 0				
2- 3	0- 0	0- 0	AWAY	0- 1	0- 1	2- 1				
1- 0	0- 0	0- 0	NEUTRAL	0- 0	0- 0	1- 0				
7- 2	0- 0	0- 0	CONFERENCE	0- 1	0- 0	7- 1				
2- 1	0- 0	0- 0	HOME	0- 1	0- 0	2- 0				
5- 1	0- 0	0- 0	AWAY	0- 0	0- 0	5- 1				
0- 0	0- 0	0- 0	NEUTRAL	0- 0	0- 0	0- 0				

RPI 1-25				RPI 26-50				RPI 51-100				RPI 101+				Team's RPI: 158	
RPI	S	Opponent	Score	RPI	S	Opponent	Score	RPI	S	Opponent	Score	RPI	S	Opponent	Score		
								61	H	SFA	55	71	143	A	Texas Tech	54	105
								69	A	FGCU	65	81	160	A	New Mexico St.	58	46
								74	H	Arkansas	68	80	161	A	Tulsa	63	75
													206	A	Sam Houston St.	91	79
													234	N	Texas Southern	81	39
													258	A	A&M-Corpus Christi	72	68
													272	A	Southeastern La.	71	74
													278	A	UTEP	70	69
													293	H	Central Ark.	77	70
													312	A	New Orleans	59	52
													316	H	McNeese	109	52
													336	A	Northwestern St.	72	63
													339	A	Houston Baptist	72	62
LAST 12 Division I GAMES:																	
				258	A	A&M-Corpus Christi	72	68					316	H	McNeese	109	52
				293	H	Central Ark.	77	70					206	A	Sam Houston St.	91	79
				61	H	SFA	55	71					312	A	New Orleans	59	52
				336	A	Northwestern St.	72	63					143	A	Texas Tech	54	105
				339	A	Houston Baptist	72	62					69	A	FGCU	65	81
				272	A	Southeastern La.	71	74					74	H	Arkansas	68	80

Non-Div I Games: Eastern N.M. 78 46 Southwest (NM) 90 47 Howard Payne 98 43 Schreiner 90 43 Abilene Christian

Loss, Non-Conf, S Site, H Home A Away N Neutral

Average RPI Win:	255	WON-LOST	WINNING	LAST 10	STRENGTH OF	OPP. STRENGTH	TEAM	ADJ.	CONF.	ADJ CONF.
Average RPI Loss:	150	RECORD	PCT. RANK	GAMES	SCHEDULE	OF SCHEDULE	RPI	RPI	RPI	RPI
DIV. I ONLY	7- 13	253	0- 1	192	194	252	252	15	15	
DIV. I NON-CONF.	3- 7	256	0- 0	114	256	220	220	13	13	
TOTALS	RPI 1-25	RPI 26-50	W-L RECORDS	RPI 51-100	RPI 101-150	RPI 150+				
7- 13	0- 1	0- 1	OVERALL	0- 2	1- 1	6- 8				
6- 3	0- 0	0- 0	HOME	0- 0	1- 0	5- 3				
1- 10	0- 1	0- 1	AWAY	0- 2	0- 1	1- 5				
0- 0	0- 0	0- 0	NEUTRAL	0- 0	0- 0	0- 0				
3- 7	0- 1	0- 0	NON-CONFERENCE	0- 1	1- 1	2- 4				
2- 2	0- 0	0- 0	HOME	0- 0	1- 0	1- 2				
1- 5	0- 1	0- 0	AWAY	0- 1	0- 1	1- 2				
0- 0	0- 0	0- 0	NEUTRAL	0- 0	0- 0	0- 0				
4- 6	0- 0	0- 1	CONFERENCE	0- 1	0- 0	4- 4				
4- 1	0- 0	0- 0	HOME	0- 0	0- 0	4- 1				
0- 5	0- 0	0- 1	AWAY	0- 1	0- 0	0- 3				
0- 0	0- 0	0- 0	NEUTRAL	0- 0	0- 0	0- 0				

RPI 1-25				RPI 26-50				RPI 51-100				RPI 101+ Team's RPI: 252			
RPI	S	Opponent	Score	RPI	S	Opponent	Score	RPI	S	Opponent	Score	RPI	S	Opponent	Score
5	A	Oregon	36 82	39	A	New Mexico	57 78	60	A	Boise St.	48 79	108	H	Northern Colo.	69 57
								85	A	Northeastern	41 54	129	A	Minnesota	50 67
												166	A	Portland	60 79
												167	A	Denver	66 92
												194	H	Utah St.	44 48
												203	H	George Mason	71 78
												211	A	UNLV	56 66
												215	H	Navy	47 54
												219	A	Colorado St.	48 55
												219	H	Colorado St.	63 48
												242	H	Nevada	79 74
												251	A	San Diego St.	61 70
												251	H	San Diego St.	75 66
												296	A	Army West Point	71 60
												327	H	San Jose St.	88 77
												344	H	Fairleigh Dickinson	85 37
LAST 12 Division I GAMES:															
219	A	Colorado St.	48 55	251	A	San Diego St.	61 70								
251	H	San Diego St.	75 66	219	H	Colorado St.	63 48								
327	H	San Jose St.	88 77	194	H	Utah St.	44 48								
60	A	Boise St.	48 79	39	A	New Mexico	57 78								
242	H	Nevada	79 74	5	A	Oregon	36 82								
211	A	UNLV	56 66	166	A	Portland	60 79								

Non-Div I Games: Western St. 72 54

Air Force

■ Loss,
 ■ Non-Conf, S Site,
 ■ Home
 ■ Away
 N Neutral

Average RPI Win:	253	WON-LOST	WINNING	LAST 10	STRENGTH OF	OPP. STRENGTH	TEAM	ADJ.	CONF.	ADJ CONF.
Average RPI Loss:	83	RECORD	PCT. RANK	GAMES	SCHEDULE	OF SCHEDULE	RPI	RPI	RPI	RPI
DIV. I ONLY	11- 7	110	0- 1	222	151	147	147	7	7	
DIV. I NON-CONF.	8- 2	52	0- 0	325	270	164	164	8	8	
TOTALS	RPI 1-25	RPI 26-50	W-L RECORDS	RPI 51-100	RPI 101-150	RPI 150+				
11- 7	0- 2	0- 1	OVERALL	1- 2	0- 1	10- 1				
5- 2	0- 0	0- 1	HOME	1- 0	0- 0	4- 1				
2- 5	0- 2	0- 0	AWAY	0- 2	0- 1	2- 0				
4- 0	0- 0	0- 0	NEUTRAL	0- 0	0- 0	4- 0				
8- 2	0- 0	0- 1	NON-CONFERENCE	0- 0	0- 1	8- 0				
3- 1	0- 0	0- 1	HOME	0- 0	0- 0	3- 0				
1- 1	0- 0	0- 0	AWAY	0- 0	0- 1	1- 0				
4- 0	0- 0	0- 0	NEUTRAL	0- 0	0- 0	4- 0				
3- 5	0- 2	0- 0	CONFERENCE	1- 2	0- 0	2- 1				
2- 1	0- 0	0- 0	HOME	1- 0	0- 0	1- 1				
1- 4	0- 2	0- 0	AWAY	0- 2	0- 0	1- 0				
0- 0	0- 0	0- 0	NEUTRAL	0- 0	0- 0	4- 0				

RPI 1-25				RPI 26-50				RPI 51-100				RPI 101+ Team's RPI: 147			
RPI	S	Opponent	Score	RPI	S	Opponent	Score	RPI	S	Opponent	Score	RPI	S	Opponent	Score
21	A	Central Mich.	71 94	45	H	Butler	47 63	75	A	Kent St.	58 73	125	A	Youngstown St.	61 72
25	A	Buffalo	72 91					83	H	Toledo	70 64	189	H	Eastern Mich.	60 72
								98	A	Northern Ill.	59 70	202	H	St. Bonaventure	67 58
												218	H	Bowling Green	74 71
												233	A	N.C. A&T	49 36
												275	H	Canisius	62 53
												278	N	UTEP	64 57
												281	N	Northern Ky.	77 60
												283	A	Western Mich.	72 59
												304	N	Oakland	85 65
												305	N	Jackson St.	74 57
												323	H	Eastern Ky.	63 54
LAST 12 Division I GAMES:															
75	A	Kent St.	58 73	283	A	Western Mich.	72 59								
83	H	Toledo	70 64	21	A	Central Mich.	71 94								
25	A	Buffalo	72 91	278	N	UTEP	64 57								
98	A	Northern Ill.	59 70	305	N	Jackson St.	74 57								
189	H	Eastern Mich.	60 72	275	H	Canisius	62 53								
218	H	Bowling Green	74 71	45	H	Butler	47 63								

Non-Div I Games: Malone 63 44

Akron

■ Loss,
 ■ Non-Conf,
 ■ S Site,
 ■ H Home
 ■ A Away
 N Neutral

Alabama

Through Games Of Feb. 5, 2019

Average RPI Win:	170	WON-LOST	WINNING	LAST 10	STRENGTH OF	OPP. STRENGTH	TEAM	ADJ.	CONF.	ADJ CONF.
Average RPI Loss:	64	RECORD	PCT. RANK	GAMES	SCHEDULE	OF SCHEDULE	RPI	RPI	RPI	RPI
DIV. I ONLY	11- 11	159	0- 1	37	68	113	113	5	5	
DIV. I NON-CONF.	8- 5	120	0- 1	107	134	112	112	5	5	
TOTALS	RPI 1-25	RPI 26-50	W-L RECORDS	RPI 51-100	RPI 101-150	RPI 150+				
11- 11	0- 3	1- 2	OVERALL	1- 3	3- 1	6- 2				
8- 4	0- 1	1- 0	HOME	1- 2	1- 1	5- 0				
2- 4	0- 2	0- 1	AWAY	0- 1	1- 0	1- 0				
1- 3	0- 0	0- 1	NEUTRAL	0- 0	1- 0	0- 2				
8- 5	0- 0	1- 2	NON-CONFERENCE	0- 0	2- 1	5- 2				
6- 1	0- 0	1- 0	HOME	0- 0	1- 1	4- 0				
1- 1	0- 0	0- 1	AWAY	0- 0	0- 0	1- 0				
1- 3	0- 0	0- 1	NEUTRAL	0- 0	1- 0	0- 2				
3- 6	0- 3	0- 0	CONFERENCE	1- 3	1- 0	1- 0				
2- 3	0- 1	0- 0	HOME	1- 2	0- 0	1- 0				
1- 3	0- 2	0- 0	AWAY	0- 1	1- 0	0- 0				
0- 0	0- 0	0- 0	NEUTRAL	0- 0	0- 0	0- 0				

RPI 1-25			RPI 26-50			RPI 51-100			RPI 101+			Team's RPI: 113
RPI	S	Opponent	Score	RPI	S	Opponent	Score	RPI	S	Opponent	Score	
7	H	Mississippi St.	49 65	26	N	Miami (FL)	74 101	51	H	Auburn	56 66	101 N Virginia 64 52
16	A	South Carolina	59 62	29	A	Utah	62 72	54	H	LSU	56 62	106 H South Alabama 67 72
18	A	Texas A&M	43 70	47	H	Clemson	76 56	63	H	Tennessee	86 65	107 A Georgia 58 53
								74	A	Arkansas	61 72	122 H Tulane 69 58
												159 N Louisiana Tech 62 79
												161 N Tulsa 73 80
												201 H Grambling 73 55
												203 A SMU 62 61
												208 H Florida 74 67
												212 H Stetson 59 47
												272 H Southeastern La. 88 40
												336 H Northwestern St. 87 73
LAST 12 Division I GAMES:												
159	N	Louisiana Tech	62 79	18	A	Texas A&M	43 70					
7	H	Mississippi St.	49 65	51	H	Auburn	56 66					
107	A	Georgia	58 53	16	A	South Carolina	59 62					
74	A	Arkansas	61 72	208	H	Florida	74 67					
54	H	LSU	56 62	26	N	Miami (FL)	74 101					
63	H	Tennessee	86 65	101	N	Virginia	64 52					

Non-Div I Games:

Alabama

■ Loss,
 ■ Non-Conf,
 ■ S Site,
 ■ H Home
 ■ A Away
 N Neutral

Average RPI Win:	296	WON-LOST	WINNING	LAST 10	STRENGTH OF	OPP. STRENGTH	TEAM	ADJ.	CONF.	ADJ CONF.
Average RPI Loss:	208	RECORD	PCT. RANK	GAMES	SCHEDULE	OF SCHEDULE	RPI	RPI	RPI	RPI
DIV. I ONLY	9- 11	203	0- 1	349	325	302	302	29	29	
DIV. I NON-CONF.	5- 6	177	0- 0	312	327	270	270	27	27	
TOTALS	RPI 1-25	RPI 26-50	W-L RECORDS	RPI 51-100	RPI 101-150	RPI 150+				
9- 11	0- 0	0- 0	OVERALL	0- 1	0- 1	9- 9				
4- 5	0- 0	0- 0	HOME	0- 0	0- 0	4- 5				
4- 6	0- 0	0- 0	AWAY	0- 1	0- 1	4- 4				
1- 0	0- 0	0- 0	NEUTRAL	0- 0	0- 0	1- 0				
5- 6	0- 0	0- 0	NON-CONFERENCE	0- 1	0- 1	5- 4				
2- 2	0- 0	0- 0	HOME	0- 0	0- 0	2- 2				
2- 4	0- 0	0- 0	AWAY	0- 1	0- 1	2- 2				
1- 0	0- 0	0- 0	NEUTRAL	0- 0	0- 0	1- 0				
4- 5	0- 0	0- 0	CONFERENCE	0- 0	0- 0	4- 5				
2- 3	0- 0	0- 0	HOME	0- 0	0- 0	2- 3				
2- 2	0- 0	0- 0	AWAY	0- 0	0- 0	2- 2				
0- 0	0- 0	0- 0	NEUTRAL	0- 0	0- 0	0- 0				

RPI S	Opponent	Score	RPI S	Opponent	Score	RPI S	Opponent	Score	RPI S	Opponent	Score	Team's RPI: 302
						94 A	Kansas	54 65	141 A	UAB	47 82	
									174 H	Southern U.	50 54	
									188 A	Illinois	60 88	
									191 A	Prairie View	65 77	
									201 H	Grambling	51 63	
									223 N	Jacksonville	65 60	
									224 H	Jacksonville St.	48 55	
									232 H	Alabama St.	46 60	
									234 A	Texas Southern	45 53	
									272 H	Southeastern La.	51 48	
									282 A	Austin Peay	58 75	
									286 A	North Florida	63 62	
									289 A	Murray St.	59 53	
									292 H	Tennessee St.	67 57	
									300 A	Mississippi Val.	80 60	
									305 H	Jackson St.	58 55	
									330 H	Lipscomb	58 62	
									346 A	Ark.-Pine Bluff	78 52	
									350 H	Alcorn	87 69	
LAST 12 Division I GAMES:												
234 A	Texas Southern	45 53	300 A	Mississippi Val.	80 60							
191 A	Prairie View	65 77	201 H	Grambling	51 63							
350 H	Alcorn	87 69	305 H	Jackson St.	58 55							
174 H	Southern U.	50 54	223 N	Jacksonville	65 60							
232 H	Alabama St.	46 60	286 A	North Florida	63 62							
346 A	Ark.-Pine Bluff	78 52	272 H	Southeastern La.	51 48							

Non-Div I Games:

Alabama A&M

■ Loss,
 ■ Non-Conf, S Site,
 ■ Home
 ■ Away
 N Neutral

Average RPI Win:	285	WON-LOST	WINNING	LAST 10	STRENGTH OF	OPP. STRENGTH	TEAM	ADJ.	CONF.	ADJ CONF.
Average RPI Loss:	135	RECORD	PCT. RANK	GAMES	SCHEDULE	OF SCHEDULE	RPI	RPI	RPI	RPI
DIV. I ONLY	6- 13	269	0- 1	152	296	232	232	29	29	
DIV. I NON-CONF.	0- 10	336	0- 0	12	194	228	228	27	27	
TOTALS	RPI 1-25	RPI 26-50	W-L RECORDS	RPI 51-100	RPI 101-150	RPI 150+				
6- 13	0- 1	0- 2	OVERALL	0- 2	0- 3	6- 5				
3- 4	0- 1	0- 0	HOME	0- 0	0- 1	3- 2				
3- 9	0- 0	0- 2	AWAY	0- 2	0- 2	3- 3				
0- 0	0- 0	0- 0	NEUTRAL	0- 0	0- 0	0- 0				
0- 10	0- 1	0- 2	NON-CONFERENCE	0- 2	0- 3	0- 2				
0- 3	0- 1	0- 0	HOME	0- 0	0- 1	0- 1				
0- 7	0- 0	0- 2	AWAY	0- 2	0- 2	0- 1				
0- 0	0- 0	0- 0	NEUTRAL	0- 0	0- 0	0- 0				
6- 3	0- 0	0- 0	CONFERENCE	0- 0	0- 0	6- 3				
3- 1	0- 0	0- 0	HOME	0- 0	0- 0	3- 1				
3- 2	0- 0	0- 0	AWAY	0- 0	0- 0	3- 2				
0- 0	0- 0	0- 0	NEUTRAL	0- 0	0- 0	0- 0				

RPI 1-25				RPI 26-50				RPI 51-100				RPI 101+ Team's RPI: 232			
RPI	S	Opponent	Score	RPI	S	Opponent	Score	RPI	S	Opponent	Score	RPI	S	Opponent	Score
16	H	South Carolina	38 94	34	A	Kentucky	35 87	51	A	Auburn	50 83	106	A	South Alabama	65 77
				43	A	Georgia Tech	42 69	91	A	Troy	46 116	141	H	UAB	47 62
												146	A	North Ala.	42 68
												170	A	Xavier	58 87
												174	H	Southern U.	78 61
												191	A	Prairie View	59 71
												201	H	Grambling	72 80
												234	A	Texas Southern	58 51
												261	H	Samford	51 60
												300	A	Mississippi Val.	62 64
												302	A	Alabama A&M	60 46
												305	H	Jackson St.	74 67
												346	A	Ark.-Pine Bluff	58 56
												350	H	Alcorn	76 63
LAST 12 Division I GAMES:															
191	A	Prairie View	59 71	346	A	Ark.-Pine Bluff	58 56								
234	A	Texas Southern	58 51	305	H	Jackson St.	74 67								
174	H	Southern U.	78 61	201	H	Grambling	72 80								
350	H	Alcorn	76 63	51	A	Auburn	50 83								
302	A	Alabama A&M	60 46	170	A	Xavier	58 87								
300	A	Mississippi Val.	62 64	141	H	UAB	47 62								

Non-Div I Games: Mobile 69 63

Alabama St.

■ Loss,
 ■ Non-Conf,
 ■ S Site,
 ■ Home
 ■ A Away
 N Neutral

Average RPI Win:	270	WON-LOST	WINNING	LAST 10	STRENGTH OF	OPP. STRENGTH	TEAM	ADJ.	CONF.	ADJ CONF.
Average RPI Loss:	184	RECORD	PCT. RANK	GAMES	SCHEDULE	OF SCHEDULE	RPI	RPI	RPI	RPI
DIV. I ONLY	9- 13	228	1- 0	245	283	238	238	23	23	
DIV. I NON-CONF.	3- 10	278	0- 0	235	308	291	291	24	24	
TOTALS	RPI 1-25	RPI 26-50	W-L RECORDS	RPI 51-100	RPI 101-150	RPI 150+				
9- 13	0- 1	0- 1	OVERALL	0- 2	0- 1	9- 8				
5- 4	0- 0	0- 0	HOME	0- 0	0- 1	5- 3				
4- 9	0- 1	0- 1	AWAY	0- 2	0- 0	4- 5				
0- 0	0- 0	0- 0	NEUTRAL	0- 0	0- 0	0- 0				
3- 10	0- 1	0- 1	NON-CONFERENCE	0- 0	0- 1	3- 7				
1- 4	0- 0	0- 0	HOME	0- 0	0- 1	1- 3				
2- 6	0- 1	0- 1	AWAY	0- 0	0- 0	2- 4				
0- 0	0- 0	0- 0	NEUTRAL	0- 0	0- 0	0- 0				
6- 3	0- 0	0- 0	CONFERENCE	0- 2	0- 0	6- 1				
4- 0	0- 0	0- 0	HOME	0- 0	0- 0	4- 0				
2- 3	0- 0	0- 0	AWAY	0- 2	0- 0	2- 1				
0- 0	0- 0	0- 0	NEUTRAL	0- 0	0- 0	0- 0				

RPI S	Opponent	Score	RPI S	Opponent	Score	RPI S	Opponent	Score	RPI S	Opponent	Score	Team's RPI: 238
15	A Rutgers	39 65	44	A Purdue	41 53	77	A Maine	65 76	150	H Marist	56 74	
						96	A Hartford	35 82	152	A South Fla.	37 74	
									165	A Stony Brook	54 49	
									210	H Holy Cross	50 56	
									227	A Monmouth	56 64	
									245	A Binghamton	71 62	
									245	H Binghamton	61 56	
									248	A Cornell	34 48	
									257	A St. Francis Brooklyn	67 60	
									264	A Columbia	62 58	
									273	A Vermont	39 52	
									275	H Canisius	42 48	
									298	H Central Conn. St.	53 60	
									303	H UMBC	64 44	
									307	H UMass Lowell	63 56	
									319	H Manhattan	60 54	
									321	A Lafayette	66 67	
									328	H New Hampshire	59 41	
LAST 12 Division I GAMES:												
245	A Binghamton	71 62	77	A Maine	65 76							
328	H New Hampshire	59 41	273	A Vermont	39 52							
96	A Hartford	35 82	245	H Binghamton	61 56							
165	A Stony Brook	54 49	264	A Columbia	62 58							
303	H UMBC	64 44	44	A Purdue	41 53							
307	H UMass Lowell	63 56	257	A St. Francis Brooklyn	67 60							

Non-Div I Games:

Albany (NY)

■ Loss,
■ Non-Conf, S Site,
■ Home
■ Away
N Neutral

Average RPI Win: 267	WON-LOST	WINNING	LAST 10	STRENGTH OF	OPP. STRENGTH	TEAM	ADJ.	CONF.	ADJ CONF.
Average RPI Loss: 236	RECORD	PCT. RANK	GAMES	SCHEDULE	OF SCHEDULE	RPI	RPI	RPI	RPI
DIV. I ONLY	2- 16	334	0- 1	347	319	350	350	29	29
DIV. I NON-CONF.	0- 9	336	0- 1	305	305	350	350	27	27
TOTALS	RPI 1-25	RPI 26-50	W-L RECORDS	RPI 51-100	RPI 101-150	RPI 150+			
2- 16	0- 0	0- 1	OVERALL	0- 0	0- 1	2- 14			
2- 5	0- 0	0- 0	HOME	0- 0	0- 0	2- 5			
0- 10	0- 0	0- 1	AWAY	0- 0	0- 1	0- 8			
0- 1	0- 0	0- 0	NEUTRAL	0- 0	0- 0	0- 1			
0- 9	0- 0	0- 1	NON-CONFERENCE	0- 0	0- 1	0- 7			
0- 2	0- 0	0- 0	HOME	0- 0	0- 0	0- 2			
0- 6	0- 0	0- 1	AWAY	0- 0	0- 1	0- 4			
0- 1	0- 0	0- 0	NEUTRAL	0- 0	0- 0	0- 1			
2- 7	0- 0	0- 0	CONFERENCE	0- 0	0- 0	2- 7			
2- 3	0- 0	0- 0	HOME	0- 0	0- 0	2- 3			
0- 4	0- 0	0- 0	AWAY	0- 0	0- 0	0- 4			
0- 0	0- 0	0- 0	NEUTRAL	0- 0	0- 0	0- 0			

RPI S	Opponent	Score	RPI S	Opponent	Score	RPI S	Opponent	Score	RPI S	Opponent	Score	Team's RPI: 350
			50 A	TCU	31 88				141 A	UAB	53 80	
									160 N	New Mexico St.	64 82	
									174 H	Southern U.	54 75	
									186 A	Southern Miss.	47 66	
									191 H	Prairie View	61 82	
									201 A	Grambling	56 61	
									232 A	Alabama St.	63 76	
									234 H	Texas Southern	53 52	
									272 H	Southeastern La.	59 77	
									278 A	UTEP	51 77	
									293 H	Central Ark.	46 57	
									300 H	Mississippi Val.	73 63	
									302 A	Alabama A&M	69 87	
									305 A	Jackson St.	66 88	
									314 A	FIU	40 75	
									336 A	Northwestern St.	65 78	
									346 H	Ark.-Pine Bluff	57 59	
LAST 12 Division I GAMES:												
			160 N	New Mexico St.	64 82		201 A	Grambling	56 61			
			174 H	Southern U.	54 75		305 A	Jackson St.	66 88			
			302 A	Alabama A&M	69 87		191 H	Prairie View	61 82			
			232 A	Alabama St.	63 76		234 H	Texas Southern	53 52			
			346 H	Ark.-Pine Bluff	57 59		50 A	TCU	31 88			
			300 H	Mississippi Val.	73 63		314 A	FIU	40 75			

Non-Div I Games: Lane 58 70 Fisk 67 64 Rust 59 78

Alcorn

Loss, Non-Conf, S Site, H Home A Away N Neutral

Average RPI Win: 233	WON-LOST	WINNING	LAST 10	STRENGTH OF	OPP. STRENGTH	TEAM	ADJ.	CONF.	ADJ CONF.
Average RPI Loss: 84	RECORD	PCT. RANK	GAMES	SCHEDULE	OF SCHEDULE	RPI	RPI	RPI	RPI
DIV. I ONLY	13- 8	106	1- 0	111	189	99	99	18	18
DIV. I NON-CONF.	4- 7	228	0- 0	80	96	174	174	22	22
TOTALS	RPI 1-25	RPI 26-50	W-L RECORDS	RPI 51-100	RPI 101-150	RPI 150+			
13- 8	0- 1	0- 2	OVERALL	0- 1	1- 3	12- 1			
8- 1	0- 0	0- 1	HOME	0- 0	0- 0	8- 0			
5- 5	0- 0	0- 1	AWAY	0- 0	1- 3	4- 1			
0- 2	0- 1	0- 0	NEUTRAL	0- 1	0- 0	0- 0			
4- 7	0- 1	0- 1	NON-CONFERENCE	0- 1	0- 3	4- 1			
3- 1	0- 0	0- 1	HOME	0- 0	0- 0	3- 0			
1- 4	0- 0	0- 0	AWAY	0- 0	0- 3	1- 1			
0- 2	0- 1	0- 0	NEUTRAL	0- 1	0- 0	0- 0			
9- 1	0- 0	0- 1	CONFERENCE	0- 0	1- 0	8- 0			
5- 0	0- 0	0- 0	HOME	0- 0	0- 0	5- 0			
4- 1	0- 0	0- 1	AWAY	0- 0	1- 0	3- 0			
0- 0	0- 0	0- 0	NEUTRAL	0- 0	0- 0	0- 0			

RPI 1-25				RPI 26-50				RPI 51-100				Team's RPI: 99		RPI 101+			
RPI	S	Opponent	Score	RPI	S	Opponent	Score	RPI	S	Opponent	Score			RPI	S	Opponent	Score
4	N	Stanford	49 71	40	H	Ohio	67 77	69	N	FGCU	71 90			101	A	Virginia	54 57
				48	A	Bucknell	56 71							114	A	Penn St.	59 80
														127	A	High Point	61 66
														136	A	Lehigh	61 53
														161	H	Tulsa	68 52
														167	A	Denver	54 83
														168	A	Boston U.	64 51
														203	H	George Mason	86 71
														210	H	Holy Cross	70 58
														215	A	Navy	58 45
														231	A	Colgate	71 66
														231	H	Colgate	76 57
														262	A	Hawaii	69 57
														296	H	Army West Point	61 51
														297	H	Loyola Maryland	82 38
														303	H	UMBC	64 42
														321	H	Lafayette	60 45
LAST 12 Division I GAMES:																	
				231	A	Colgate	71 66					296	H	Army West Point	61 51		
				210	H	Holy Cross	70 58					215	A	Navy	58 45		
				321	H	Lafayette	60 45					231	H	Colgate	76 57		
				168	A	Boston U.	64 51					48	A	Bucknell	56 71		
				136	A	Lehigh	61 53					40	H	Ohio	67 77		
				297	H	Loyola Maryland	82 38					127	A	High Point	61 66		

Non-Div I Games:

American

■ Loss,
 ■ Non-Conf, S Site,
 ■ Home
 ■ Away
 N Neutral

Appalachian St.

Through Games Of Feb. 5, 2019

Average RPI Win:	218	WON-LOST	WINNING	LAST 10	STRENGTH OF	OPP. STRENGTH	TEAM	ADJ.	CONF.	ADJ CONF.
Average RPI Loss:	113	RECORD	PCT. RANK	GAMES	SCHEDULE	OF SCHEDULE	RPI	RPI	RPI	RPI
DIV. I ONLY	11- 9	140	1- 0	126	179	138	138	12	12	
DIV. I NON-CONF.	6- 5	143	0- 0	171	187	135	135	15	15	
TOTALS	RPI 1-25	RPI 26-50	W-L RECORDS	RPI 51-100	RPI 101-150	RPI 150+				
11- 9	0- 1	0- 2	OVERALL	0- 2	2- 2	9- 2				
8- 2	0- 0	0- 0	HOME	0- 2	1- 0	7- 0				
3- 7	0- 1	0- 2	AWAY	0- 0	1- 2	2- 2				
0- 0	0- 0	0- 0	NEUTRAL	0- 0	0- 0	0- 0				
6- 5	0- 1	0- 2	NON-CONFERENCE	0- 0	1- 1	5- 1				
5- 0	0- 0	0- 0	HOME	0- 0	0- 0	5- 0				
1- 5	0- 1	0- 2	AWAY	0- 0	1- 1	0- 1				
0- 0	0- 0	0- 0	NEUTRAL	0- 0	0- 0	0- 0				
5- 4	0- 0	0- 0	CONFERENCE	0- 2	1- 1	4- 1				
3- 2	0- 0	0- 0	HOME	0- 2	1- 0	2- 0				
2- 2	0- 0	0- 0	AWAY	0- 0	0- 1	2- 1				
0- 0	0- 0	0- 0	NEUTRAL	0- 0	0- 0	0- 0				

RPI 1-25				RPI 26-50				RPI 51-100				RPI 101+ Team's RPI: 138			
RPI	S	Opponent	Score	RPI	S	Opponent	Score	RPI	S	Opponent	Score	RPI	S	Opponent	Score
16	A	South Carolina	50 80	43	A	Georgia Tech	53 71	79	H	Little Rock	59 74	106	H	South Alabama	71 63
				47	A	Clemson	48 87	91	H	Troy	72 83	115	A	UT Arlington	94 99
												133	A	Davidson	81 78
												141	A	UAB	61 80
												175	A	Texas St.	62 49
												181	H	Arkansas St.	75 67
												182	H	Coastal Caro.	67 53
												198	H	Elon	65 62
												230	H	Marshall	74 52
												237	A	Louisiana	55 73
												247	A	ETSU	64 95
												284	H	Wofford	94 70
												291	H	Col. of Charleston	80 66
												310	A	La.-Monroe	80 58
												313	H	UNC Greensboro	68 65
LAST 12 Division I GAMES:															
310	A	La.-Monroe	80 58	115	A	UT Arlington	94 99								
237	A	Louisiana	55 73	91	H	Troy	72 83								
79	H	Little Rock	59 74	106	H	South Alabama	71 63								
181	H	Arkansas St.	75 67	47	A	Clemson	48 87								
182	H	Coastal Caro.	67 53	284	H	Wofford	94 70								
175	A	Texas St.	62 49	16	A	South Carolina	50 80								

Non-Div I Games:

Appalachian St.

■ Loss,
 ■ Non-Conf, S Site,
 ■ Home
 ■ Away
 N Neutral

Average RPI Win:	187	WON-LOST	WINNING	LAST 10	STRENGTH OF	OPP. STRENGTH	TEAM	ADJ.	CONF.	ADJ CONF.
Average RPI Loss:	35	RECORD	PCT. RANK	GAMES	SCHEDULE	OF SCHEDULE	RPI	RPI	RPI	RPI
DIV. I ONLY	14- 7	89	0- 1	86	55	72	72	2	2	
DIV. I NON-CONF.	10- 1	17	0- 0	334	209	139	139	2	2	
TOTALS	RPI 1-25	RPI 26-50	W-L RECORDS	RPI 51-100	RPI 101-150	RPI 150+				
14- 7	1- 3	1- 3	OVERALL	2- 0	2- 1	8- 0				
9- 3	1- 1	1- 1	HOME	2- 0	1- 1	4- 0				
3- 4	0- 2	0- 2	AWAY	0- 0	1- 0	2- 0				
2- 0	0- 0	0- 0	NEUTRAL	0- 0	0- 0	2- 0				
10- 1	0- 0	0- 0	NON-CONFERENCE	1- 0	1- 1	8- 0				
6- 1	0- 0	0- 0	HOME	1- 0	1- 1	4- 0				
2- 0	0- 0	0- 0	AWAY	0- 0	0- 0	2- 0				
2- 0	0- 0	0- 0	NEUTRAL	0- 0	0- 0	2- 0				
4- 6	1- 3	1- 3	CONFERENCE	1- 0	1- 0	0- 0				
3- 2	1- 1	1- 1	HOME	1- 0	0- 0	0- 0				
1- 4	0- 2	0- 2	AWAY	0- 0	1- 0	0- 0				
0- 0	0- 0	0- 0	NEUTRAL	0- 0	0- 0	0- 0				

RPI S	Opponent	Score	RPI S	Opponent	Score	RPI S	Opponent	Score	RPI S	Opponent	Score
4	H Stanford	48 78	27	H California	60 55	52	H Southern California	71 68	111	H Loyola Marymount	64 66
5	A Oregon	60 93	29	A Utah	64 80	75	H Idaho St.	71 46	131	A Colorado	69 67
17	A Arizona St.	47 60	31	A Oregon St.	64 86				145	H Montana	100 51
17	H Arizona St.	51 39	49	H UCLA	93 98				166	N Portland	92 70
									249	A Long Beach St.	70 43
									251	A San Diego St.	69 60
									265	H Northern Ariz.	71 47
									278	H UTEP	62 40
									290	H South Carolina St.	73 32
									325	H Incarnate Word	84 42
									342	N Seattle U	84 54
LAST 12 Division I GAMES:											
17	A Arizona St.	47 60	27	H California	60 55						
49	H UCLA	93 98	29	A Utah	64 80						
52	H Southern California	71 68	131	A Colorado	69 67						
5	A Oregon	60 93	17	H Arizona St.	51 39						
31	A Oregon St.	64 86	265	H Northern Ariz.	71 47						
4	H Stanford	48 78	278	H UTEP	62 40						

Non-Div I Games:

Arizona

■ Loss,
 ■ Non-Conf, S Site,
 ■ Home
 ■ Away
 N Neutral

Average RPI Win:	120	WON-LOST	WINNING	LAST 10	STRENGTH OF	OPP. STRENGTH	TEAM	ADJ.	CONF.	ADJ CONF.
Average RPI Loss:	23	RECORD	PCT. RANK	GAMES	SCHEDULE	OF SCHEDULE	RPI	RPI	RPI	RPI
DIV. I ONLY	15- 6	64	1- 0	6	18	17	17	2	2	
DIV. I NON-CONF.	9- 2	43	1- 0	60	21	26	26	2	2	
TOTALS	RPI 1-25	RPI 26-50	W-L RECORDS	RPI 51-100	RPI 101-150	RPI 150+				
15- 6	0- 4	3- 1	OVERALL	4- 1	2- 0	6- 0				
8- 3	0- 2	1- 1	HOME	2- 0	1- 0	4- 0				
5- 2	0- 1	2- 0	AWAY	1- 1	1- 0	1- 0				
2- 1	0- 1	0- 0	NEUTRAL	1- 0	0- 0	1- 0				
9- 2	0- 2	0- 0	NON-CONFERENCE	2- 0	1- 0	6- 0				
5- 1	0- 1	0- 0	HOME	0- 0	1- 0	4- 0				
2- 0	0- 0	0- 0	AWAY	1- 0	0- 0	1- 0				
2- 1	0- 1	0- 0	NEUTRAL	1- 0	0- 0	1- 0				
6- 4	0- 2	3- 1	CONFERENCE	2- 1	1- 0	0- 0				
3- 2	0- 1	1- 1	HOME	2- 0	0- 0	0- 0				
3- 2	0- 1	2- 0	AWAY	0- 1	1- 0	0- 0				
0- 0	0- 0	0- 0	NEUTRAL	0- 0	0- 0	0- 0				

RPI 1-25				Team's RPI: 17		RPI 26-50				RPI 51-100				RPI 101+			
RPI	S	Opponent	Score	RPI	S	Opponent	Score	RPI	S	Opponent	Score	RPI	S	Opponent	Score		
2	H	Baylor	59 65	27	H	California	62 61	52	H	Southern California	68 59	128	H	Fresno St.	68 52		
3	N	Louisville	56 58	29	A	Utah	65 63	59	N	Kansas St.	65 51	131	A	Colorado	76 70		
4	H	Stanford	65 72	31	A	Oregon St.	79 76	72	A	Arizona	39 51	155	N	Southern Ill.	82 38		
5	A	Oregon	71 77	49	H	UCLA	59 61	72	H	Arizona	60 47	159	H	Louisiana Tech	80 44		
								74	A	Arkansas	88 85	161	H	Tulsa	70 52		
												174	H	Southern U.	69 47		
												219	A	Colorado St.	70 39		
												325	H	Incarnate Word	81 43		
LAST 12 Division I GAMES:																	
161	H	Tulsa	70 52	27	H	California	62 61	4	H	Stanford	65 72						
72	H	Arizona	60 47					131	A	Colorado	76 70						
52	H	Southern California	68 59	29	A	Utah	65 63	72	A	Arizona	39 51						
49	H	UCLA	59 61	31	A	Oregon St.	79 76	128	H	Fresno St.	68 52						
31	A	Oregon St.	79 76	5	A	Oregon	71 77										

Non-Div I Games:

Arizona St.

■ Loss,
■ Non-Conf, S Site,
■ Home
■ Away
N Neutral

Average RPI Win:	350	WON-LOST	WINNING	LAST 10	STRENGTH OF	OPP. STRENGTH	TEAM	ADJ.	CONF.	ADJ CONF.
Average RPI Loss:	215	RECORD	PCT. RANK	GAMES	SCHEDULE	OF SCHEDULE	RPI	RPI	RPI	RPI
DIV. I ONLY	1- 11	346	0- 0	326	335	346	346	29	29	
DIV. I NON-CONF.	0- 3	336	0- 0	20	236	260	260	27	27	
TOTALS	RPI 1-25	RPI 26-50	W-L RECORDS	RPI 51-100	RPI 101-150	RPI 150+				
1- 11	0- 0	0- 1	OVERALL	0- 0	0- 1	1- 9				
0- 5	0- 0	0- 0	HOME	0- 0	0- 0	0- 5				
1- 6	0- 0	0- 1	AWAY	0- 0	0- 1	1- 4				
0- 0	0- 0	0- 0	NEUTRAL	0- 0	0- 0	0- 0				
0- 3	0- 0	0- 1	NON-CONFERENCE	0- 0	0- 1	0- 1				
0- 0	0- 0	0- 0	HOME	0- 0	0- 0	0- 0				
0- 3	0- 0	0- 1	AWAY	0- 0	0- 1	0- 1				
0- 0	0- 0	0- 0	NEUTRAL	0- 0	0- 0	0- 0				
1- 8	0- 0	0- 0	CONFERENCE	0- 0	0- 0	1- 8				
0- 5	0- 0	0- 0	HOME	0- 0	0- 0	0- 5				
1- 3	0- 0	0- 0	AWAY	0- 0	0- 0	1- 3				
0- 0	0- 0	0- 0	NEUTRAL	0- 0	0- 0	0- 0				

RPI 1-25			RPI 26-50			RPI 51-100			RPI 101+			Team's RPI: 346
RPI	S	Opponent	Score	RPI	S	Opponent	Score	RPI	S	Opponent	Score	
				31	A	Oregon St.	33 89					
								129	A	Minnesota	42 84	
								174	A	Southern U.	41 73	
								191	H	Prairie View	41 80	
								201	A	Grambling	57 77	
								232	H	Alabama St.	56 58	
								234	H	Texas Southern	58 59	
								263	A	Wichita St.	39 76	
								300	H	Mississippi Val.	56 62	
								302	H	Alabama A&M	52 78	
								305	A	Jackson St.	41 60	
								350	A	Alcorn	59 57	
LAST 12 Division I GAMES:												
305	A	Jackson St.	41 60	302	H	Alabama A&M	52 78					
201	A	Grambling	57 77	232	H	Alabama St.	56 58					
191	H	Prairie View	41 80	300	H	Mississippi Val.	56 62					
234	H	Texas Southern	58 59	129	A	Minnesota	42 84					
350	A	Alcorn	59 57	31	A	Oregon St.	33 89					
174	A	Southern U.	41 73	263	A	Wichita St.	39 76					

Non-Div I Games: LeMoyne-Owen 52 43 Paul Quinn 68 52 Philander Smith 48 53 Tougaloo 68 60 Ark.-Pine Bluff

Arkansas

Through Games Of Feb. 5, 2019

Average RPI Win:	182	WON-LOST	WINNING	LAST 10	STRENGTH OF	OPP. STRENGTH	TEAM	ADJ.	CONF.	ADJ CONF.
Average RPI Loss:	45	RECORD	PCT. RANK	GAMES	SCHEDULE	OF SCHEDULE	RPI	RPI	RPI	RPI
DIV. I ONLY	16- 7	73	0- 1	105	61	74	74	5	5	
DIV. I NON-CONF.	11- 3	56	0- 0	146	124	59	59	5	5	
TOTALS	RPI 1-25	RPI 26-50	W-L RECORDS	RPI 51-100	RPI 101-150	RPI 150+				
16- 7	0- 4	0- 1	OVERALL	2- 0	3- 2	11- 0				
8- 4	0- 3	0- 0	HOME	1- 0	2- 1	5- 0				
6- 2	0- 1	0- 1	AWAY	1- 0	1- 0	4- 0				
2- 1	0- 0	0- 0	NEUTRAL	0- 0	0- 1	2- 0				
11- 3	0- 2	0- 0	NON-CONFERENCE	1- 0	2- 1	8- 0				
6- 1	0- 1	0- 0	HOME	1- 0	1- 0	4- 0				
3- 1	0- 1	0- 0	AWAY	0- 0	1- 0	2- 0				
2- 1	0- 0	0- 0	NEUTRAL	0- 0	0- 1	2- 0				
5- 4	0- 2	0- 1	CONFERENCE	1- 0	1- 1	3- 0				
2- 3	0- 2	0- 0	HOME	0- 0	1- 1	1- 0				
3- 1	0- 0	0- 1	AWAY	1- 0	0- 0	2- 0				
0- 0	0- 0	0- 0	NEUTRAL	0- 0	0- 0	0- 0				

RPI S	Opponent	Score	RPI S	Opponent	Score	RPI S	Opponent	Score	RPI S	Opponent	Score
7	H Mississippi St.	69 93	36	A Missouri	53 71	63	A Tennessee	80 79	107	H Georgia	72 80
11	A Iowa St.	82 91				100	H Nebraska	84 80	113	H Alabama	72 61
16	H South Carolina	79 87							115	A UT Arlington	66 65
17	H Arizona St.	85 88							123	N Pittsburgh	54 61
									142	H Tennessee Tech	65 42
									158	A Abilene Christian	80 68
									161	A Tulsa	61 59
									173	H Vanderbilt	83 62
									177	N Wisconsin	69 68
									183	H Oral Roberts	74 61
									191	H Prairie View	71 44
									200	A Ole Miss	85 55
									208	A Florida	83 73
									292	N Tennessee St.	79 55
									305	H Jackson St.	76 57
									336	H Northwestern St.	98 53
LAST 12 Division I GAMES:											
16	H South Carolina	79 87	36	A Missouri	53 71						
107	H Georgia	72 80	200	A Ole Miss	85 55						
208	A Florida	83 73	7	H Mississippi St.	69 93						
113	H Alabama	72 61	305	H Jackson St.	76 57						
63	A Tennessee	80 79	161	A Tulsa	61 59						
173	H Vanderbilt	83 62	100	H Nebraska	84 80						

Non-Div I Games:

Arkansas

■ Loss,
■ Non-Conf, S Site,
■ Home
■ Away
N Neutral

Average RPI Win:	237	WON-LOST	WINNING	LAST 10	STRENGTH OF	OPP. STRENGTH	TEAM	ADJ.	CONF.	ADJ CONF.
Average RPI Loss:	106	RECORD	PCT. RANK	GAMES	SCHEDULE	OF SCHEDULE	RPI	RPI	RPI	RPI
DIV. I ONLY	8- 12	231	0- 1	119	145	181	181	12	12	
DIV. I NON-CONF.	5- 6	177	0- 0	160	109	179	179	15	15	
TOTALS	RPI 1-25	RPI 26-50	W-L RECORDS	RPI 51-100	RPI 101-150	RPI 150+				
8- 12	0- 1	0- 1	OVERALL	0- 4	1- 3	7- 3				
6- 3	0- 0	0- 0	HOME	0- 0	0- 1	6- 2				
2- 9	0- 1	0- 1	AWAY	0- 4	1- 2	1- 1				
0- 0	0- 0	0- 0	NEUTRAL	0- 0	0- 0	0- 0				
5- 6	0- 1	0- 1	NON-CONFERENCE	0- 2	0- 1	5- 1				
4- 1	0- 0	0- 0	HOME	0- 0	0- 0	4- 1				
1- 5	0- 1	0- 1	AWAY	0- 2	0- 1	1- 0				
0- 0	0- 0	0- 0	NEUTRAL	0- 0	0- 0	0- 0				
3- 6	0- 0	0- 0	CONFERENCE	0- 2	1- 2	2- 2				
2- 2	0- 0	0- 0	HOME	0- 0	0- 1	2- 1				
1- 4	0- 0	0- 0	AWAY	0- 2	1- 1	0- 1				
0- 0	0- 0	0- 0	NEUTRAL	0- 0	0- 0	0- 0				

RPI 1-25				RPI 26-50				RPI 51-100				RPI 101+ Team's RPI: 181			
RPI	S	Opponent	Score	RPI	S	Opponent	Score	RPI	S	Opponent	Score	RPI	S	Opponent	Score
18	A	Texas A&M	56 97	36	A	Missouri	50 70	64	A	Belmont	55 74	106	A	South Alabama	77 64
								79	A	Little Rock	55 68	115	H	UT Arlington	73 100
								86	A	Oklahoma St.	60 62	132	A	UT Martin	91 97
								91	A	Troy	79 87	138	A	Appalachian St.	67 75
												159	H	Louisiana Tech	70 80
												161	H	Tulsa	73 60
												175	H	Texas St.	62 85
												182	A	Coastal Caro.	72 88
												213	H	Memphis	77 66
												237	H	Louisiana	87 75
												278	A	UTEP	67 66
												289	H	Murray St.	74 63
												300	H	Mississippi Val.	60 57
												310	H	La.-Monroe	64 54
LAST 12 Division I GAMES:															
79	A	Little Rock	55 68	106	A	South Alabama	77 64								
182	A	Coastal Caro.	72 88	310	H	La.-Monroe	64 54								
138	A	Appalachian St.	67 75	237	H	Louisiana	87 75								
175	H	Texas St.	62 85	36	A	Missouri	50 70								
115	H	UT Arlington	73 100	64	A	Belmont	55 74								
91	A	Troy	79 87	300	H	Mississippi Val.	60 57								

Non-Div I Games:

Arkansas St.

■ Loss,
 ■ Non-Conf, S Site,
 ■ Home
 ■ Away
 N Neutral

Army West Point

Through Games Of Feb. 5, 2019

Average RPI Win:	302	WON-LOST	WINNING	LAST 10	STRENGTH OF	OPP. STRENGTH	TEAM	ADJ.	CONF.	ADJ CONF.
Average RPI Loss:	170	RECORD	PCT. RANK	GAMES	SCHEDULE	OF SCHEDULE	RPI	RPI	RPI	RPI
DIV. I ONLY	7- 13	253	0- 1	305	274	296	296	18	18	
DIV. I NON-CONF.	4- 6	212	0- 0	317	326	300	300	22	22	
TOTALS	RPI 1-25	RPI 26-50	W-L RECORDS	RPI 51-100	RPI 101-150	RPI 150+				
7- 13	0- 0	0- 2	OVERALL	0- 2	0- 2	7- 7				
5- 6	0- 0	0- 1	HOME	0- 1	0- 2	5- 2				
2- 7	0- 0	0- 1	AWAY	0- 1	0- 0	2- 5				
0- 0	0- 0	0- 0	NEUTRAL	0- 0	0- 0	0- 0				
4- 6	0- 0	0- 1	NON-CONFERENCE	0- 1	0- 1	4- 3				
2- 3	0- 0	0- 0	HOME	0- 1	0- 1	2- 1				
2- 3	0- 0	0- 1	AWAY	0- 0	0- 0	2- 2				
0- 0	0- 0	0- 0	NEUTRAL	0- 0	0- 0	0- 0				
3- 7	0- 0	0- 1	CONFERENCE	0- 1	0- 1	3- 4				
3- 3	0- 0	0- 1	HOME	0- 0	0- 1	3- 1				
0- 4	0- 0	0- 0	AWAY	0- 1	0- 0	0- 3				
0- 0	0- 0	0- 0	NEUTRAL	0- 0	0- 0	0- 0				

RPI S	Opponent	Score	RPI S	Opponent	Score	RPI S	Opponent	Score	RPI S	Opponent	Score	Team's RPI: 296
48	H Bucknell	52 66	50	A TCU	38 63	88	H Yale	51 62	126	H St. John's (NY)	49 60	
						99	A American	51 61	136	H Lehigh	50 73	
									168	A Boston U.	51 63	
									210	A Holy Cross	39 58	
									215	H Navy	55 52	
									231	H Colgate	58 70	
									245	A Binghamton	47 60	
									252	H Air Force	60 71	
									257	H St. Francis Brooklyn	69 57	
									264	A Columbia	49 70	
									297	A Loyola Maryland	51 70	
									297	H Loyola Maryland	69 57	
									321	H Lafayette	65 50	
									326	A Wagner	61 46	
									344	H Fairleigh Dickinson	62 40	
									351	A LIU Brooklyn	57 42	
LAST 12 Division I GAMES:												
297	A Loyola Maryland	51 70	99	A American	51 61							
231	H Colgate	58 70	48	H Bucknell	52 66							
136	H Lehigh	50 73	297	H Loyola Maryland	69 57							
210	A Holy Cross	39 58	168	A Boston U.	51 63							
215	H Navy	55 52	88	H Yale	51 62							
321	H Lafayette	65 50	326	A Wagner	61 46							

Non-Div I Games: Connecticut Col. 74 48

Army West Point

Loss, Non-Conf, S Site, H Home A Away N Neutral

Average RPI Win:	174	WON-LOST	WINNING	LAST 10	STRENGTH OF	OPP. STRENGTH	TEAM	ADJ.	CONF.	ADJ CONF.
Average RPI Loss:	27	RECORD	PCT. RANK	GAMES	SCHEDULE	OF SCHEDULE	RPI	RPI	RPI	RPI
DIV. I ONLY	16- 5	45	1- 0	134	28	51	51	5	5	
DIV. I NON-CONF.	11- 1	13	1- 0	219	47	32	32	5	5	
TOTALS	RPI 1-25	RPI 26-50	W-L RECORDS	RPI 51-100	RPI 101-150	RPI 150+				
16- 5	1- 3	1- 1	OVERALL	0- 1	3- 0	11- 0				
7- 3	0- 2	0- 0	HOME	0- 1	2- 0	5- 0				
7- 2	0- 1	1- 1	AWAY	0- 0	1- 0	5- 0				
2- 0	1- 0	0- 0	NEUTRAL	0- 0	0- 0	1- 0				
11- 1	1- 1	1- 0	NON-CONFERENCE	0- 0	1- 0	8- 0				
6- 0	0- 0	0- 0	HOME	0- 0	1- 0	5- 0				
3- 1	0- 1	1- 0	AWAY	0- 0	0- 0	2- 0				
2- 0	1- 0	0- 0	NEUTRAL	0- 0	0- 0	1- 0				
5- 4	0- 2	0- 1	CONFERENCE	0- 1	2- 0	3- 0				
1- 3	0- 2	0- 0	HOME	0- 1	1- 0	0- 0				
4- 1	0- 0	0- 1	AWAY	0- 0	1- 0	3- 0				
0- 0	0- 0	0- 0	NEUTRAL	0- 0	0- 0	0- 0				

RPI 1-25				RPI 26-50				RPI 51-100				Team's RPI: 51	RPI 101+			
RPI	S	Opponent	Score	RPI	S	Opponent	Score	RPI	S	Opponent	Score		RPI	S	Opponent	Score
7	H	Mississippi St.	59 85	36	A	Missouri	65 74	63	H	Tennessee	69 78		107	H	Georgia	59 58
11	A	Iowa St.	64 67	39	A	New Mexico	79 76						113	A	Alabama	66 56
18	H	Texas A&M	67 69										148	H	Oklahoma	95 79
22	N	North Carolina	86 81										173	A	Vanderbilt	72 70
													182	N	Coastal Caro.	84 78
													184	H	Nicholls St.	80 59
													198	A	Elon	96 44
													200	A	Ole Miss	64 51
													201	H	Grambling	97 48
													208	A	Florida	64 56
													232	H	Alabama St.	83 50
													237	H	Louisiana	71 59
													261	H	Samford	73 46
													280	A	Saint Joseph's	81 70
LAST 12 Division I GAMES:																
39	A	New Mexico	79 76	173	A	Vanderbilt	72 70									
11	A	Iowa St.	64 67	7	H	Mississippi St.	59 85									
107	H	Georgia	59 58	113	A	Alabama	66 56									
200	A	Ole Miss	64 51	208	A	Florida	64 56									
36	A	Missouri	65 74	63	H	Tennessee	69 78									
18	H	Texas A&M	67 69	232	H	Alabama St.	83 50									

Non-Div I Games: Xavier (LA) 77 58

Auburn

■ Loss,
 ■ Non-Conf,
 ■ S Site,
 ■ H Home
 ■ A Away
 N Neutral

Average RPI Win:	258	WON-LOST	WINNING	LAST 10	STRENGTH OF	OPP. STRENGTH	TEAM	ADJ.	CONF.	ADJ CONF.
Average RPI Loss:	200	RECORD	PCT. RANK	GAMES	SCHEDULE	OF SCHEDULE	RPI	RPI	RPI	RPI
DIV. I ONLY	8- 11	221	0- 0	330	264	282	282	22	22	
DIV. I NON-CONF.	3- 6	241	0- 0	347	269	345	345	21	21	
TOTALS	RPI 1-25	RPI 26-50	W-L RECORDS	RPI 51-100	RPI 101-150	RPI 150+				
8- 11	0- 0	0- 0	OVERALL	0- 2	2- 1	6- 8				
6- 2	0- 0	0- 0	HOME	0- 1	1- 0	5- 1				
2- 9	0- 0	0- 0	AWAY	0- 1	1- 1	1- 7				
0- 0	0- 0	0- 0	NEUTRAL	0- 0	0- 0	0- 0				
3- 6	0- 0	0- 0	NON-CONFERENCE	0- 1	0- 0	3- 5				
3- 1	0- 0	0- 0	HOME	0- 0	0- 0	3- 1				
0- 5	0- 0	0- 0	AWAY	0- 1	0- 0	0- 4				
0- 0	0- 0	0- 0	NEUTRAL	0- 0	0- 0	0- 0				
5- 5	0- 0	0- 0	CONFERENCE	0- 1	2- 1	3- 3				
3- 1	0- 0	0- 0	HOME	0- 1	1- 0	2- 0				
2- 4	0- 0	0- 0	AWAY	0- 0	1- 1	1- 3				
0- 0	0- 0	0- 0	NEUTRAL	0- 0	0- 0	0- 0				

RPI S	Opponent	Score	RPI S	Opponent	Score	RPI S	Opponent	Score	RPI S	Opponent	Score	Team's RPI: 282
64	H Belmont	62	80	89	A Cincinnati	48	69	117	H Morehead St.	81	80	
								132	A UT Martin	65	74	
								142	A Tennessee Tech	72	65	
								173	A Vanderbilt	70	99	
								185	A Illinois St.	49	61	
								217	A Southeast Mo. St.	54	64	
								224	A Jacksonville St.	56	67	
								235	A SIUE	68	69	
								240	A Western Ill.	72	77	
								279	A Eastern Ill.	73	60	
								281	H Northern Ky.	52	48	
								292	H Tennessee St.	74	47	
								300	H Mississippi Val.	89	95	
								302	H Alabama A&M	75	58	
								323	H Eastern Ky.	100	65	
								330	H Lipscomb	70	58	
								338	A Evansville	52	56	
LAST 12 Division I GAMES:												
224	A Jacksonville St.	56	67	132	A UT Martin	65	74					
142	A Tennessee Tech	72	65	217	A Southeast Mo. St.	54	64					
64	H Belmont	62	80	117	H Morehead St.	81	80					
292	H Tennessee St.	74	47	323	H Eastern Ky.	100	65					
279	A Eastern Ill.	73	60	338	A Evansville	52	56					
235	A SIUE	68	69	302	H Alabama A&M	75	58					

Non-Div I Games: Christian Bros. 100 62 Trevecca Nazarene 90 78

Austin Peay

■ Loss,
 ■ Non-Conf, S Site,
 ■ Home
 ■ Away
 N Neutral

BYU				STRENGTH OF SCHEDULE	OPP. STRENGTH OF SCHEDULE	TEAM RPI	ADJ. RPI	CONF. RPI	ADJ CONF. RPI
Average RPI Win:	159	WON-LOST RECORD	WINNING PCT. RANK						
Average RPI Loss:	113		LAST 10 GAMES						
DIV. I ONLY	17- 5	37	0- 1	81	109	32	32	8	8
DIV. I NON-CONF.	8- 3	72	0- 0	124	171	64	64	7	7

TOTALS	RPI 1-25	RPI 26-50	W-L RECORDS	RPI 51-100	RPI 101-150	RPI 150+			
17- 5	1- 0	1- 2	OVERALL	2- 0	3- 2	10- 1			
8- 1	1- 0	0- 1	HOME	0- 0	3- 0	4- 0			
7- 4	0- 0	0- 1	AWAY	2- 0	0- 2	5- 1			
2- 0	0- 0	1- 0	NEUTRAL	0- 0	0- 0	1- 0			
8- 3	0- 0	1- 2	NON-CONFERENCE	0- 0	1- 0	6- 1			
4- 1	0- 0	0- 1	HOME	0- 0	1- 0	3- 0			
2- 2	0- 0	0- 1	AWAY	0- 0	0- 0	2- 1			
2- 0	0- 0	1- 0	NEUTRAL	0- 0	0- 0	1- 0			
9- 2	1- 0	0- 0	CONFERENCE	2- 0	2- 2	4- 0			
4- 0	1- 0	0- 0	HOME	0- 0	2- 0	1- 0			
5- 2	0- 0	0- 0	AWAY	2- 0	0- 2	3- 0			
0- 0	0- 0	0- 0	NEUTRAL	0- 0	0- 0	0- 0			

RPI 1-25				RPI 26-50				Team's RPI: 32				RPI 51-100				RPI 101+			
RPI	S	Opponent	Score	RPI	S	Opponent	Score	RPI	S	Opponent	Score	RPI	S	Opponent	Score	RPI	S	Opponent	Score
12	H	Gonzaga	70 68	27	H	California	52 70	53	A	Saint Mary's (CA)	74 73	108	H	Northern Colo.	70 50				
				29	A	Utah	67 78	81	A	Pacific	77 74	111	A	Loyola Marymount	58 61				
				50	N	TCU	61 58					111	H	Loyola Marymount	55 44				
												137	A	Pepperdine	65 79				
												137	H	Pepperdine	83 58				
												166	H	Portland	79 71				
												169	H	UC Riverside	72 70				
												171	A	Santa Clara	54 44				
												194	A	Utah St.	62 57				
												197	H	Eastern Wash.	80 65				
												219	H	Colorado St.	51 42				
												225	A	San Francisco	67 59				
												254	A	San Diego	65 56				
												259	A	Southern Utah	64 67				
												269	A	Utah Valley	77 51				
												287	N	California Baptist	76 69				
LAST 12 Division I GAMES:																			
137	A	Pepperdine	65 79	81	A	Pacific	77 74												
111	A	Loyola Marymount	58 61	111	H	Loyola Marymount	55 44												
254	A	San Diego	65 56	137	H	Pepperdine	83 58												
166	H	Portland	79 71	225	A	San Francisco	67 59												
12	H	Gonzaga	70 68	171	A	Santa Clara	54 44												
53	A	Saint Mary's (CA)	74 73	108	H	Northern Colo.	70 50												

Non-Div I Games:

BYU

■ Loss,
 ■ Non-Conf,
 S Site,
 ■ Home
 ■ Away
 N Neutral

Average RPI Win:	177	WON-LOST	WINNING	LAST 10	STRENGTH OF	OPP. STRENGTH	TEAM	ADJ.	CONF.	ADJ CONF.
Average RPI Loss:	87	RECORD	PCT. RANK	GAMES	SCHEDULE	OF SCHEDULE	RPI	RPI	RPI	RPI
DIV. I ONLY	6- 13	269	0- 1	48	79	180	180	7	7	
DIV. I NON-CONF.	4- 7	228	0- 1	122	31	208	208	8	8	
TOTALS	RPI 1-25	RPI 26-50	W-L RECORDS	RPI 51-100	RPI 101-150	RPI 150+				
6- 13	0- 1	0- 4	OVERALL	2- 5	1- 1	3- 2				
5- 4	0- 0	0- 2	HOME	2- 0	0- 0	3- 2				
1- 6	0- 1	0- 2	AWAY	0- 3	1- 0	0- 0				
0- 3	0- 0	0- 0	NEUTRAL	0- 2	0- 1	0- 0				
4- 7	0- 0	0- 2	NON-CONFERENCE	1- 3	1- 1	2- 1				
3- 2	0- 0	0- 1	HOME	1- 0	0- 0	2- 1				
1- 2	0- 0	0- 1	AWAY	0- 1	1- 0	0- 0				
0- 3	0- 0	0- 0	NEUTRAL	0- 2	0- 1	0- 0				
2- 6	0- 1	0- 2	CONFERENCE	1- 2	0- 0	1- 1				
2- 2	0- 0	0- 1	HOME	1- 0	0- 0	1- 1				
0- 4	0- 1	0- 1	AWAY	0- 2	0- 0	0- 0				
0- 0	0- 0	0- 0	NEUTRAL	0- 0	0- 0	0- 0				

RPI S	Opponent	Score	RPI S	Opponent	Score	RPI S	Opponent	Score	RPI S	Opponent	Score	Team's RPI: 180
25	A Buffalo	65 77	40	A Ohio	62 94	55	A Miami (OH)	57 60	118	A Western Ky.	86 83	
			40	H Ohio	75 90	62	N Quinnipiac	66 69	139	N Fordham	70 78	
			44	H Purdue	38 80	67	A Missouri St.	54 74	173	H Vanderbilt	43 60	
			45	A Butler	47 64	70	N Duke	62 79	218	H Bowling Green	77 70	
						75	H Kent St.	48 44	270	H Cleveland St.	67 62	
						83	A Toledo	58 65	283	H Western Mich.	62 65	
						89	H Cincinnati	75 63	292	H Tennessee St.	90 51	
LAST 12 Division I GAMES:												
62	N Quinnipiac	66 69	25	A Buffalo	65 77							
70	N Duke	62 79	40	H Ohio	75 90							
40	A Ohio	62 94	218	H Bowling Green	77 70							
283	H Western Mich.	62 65	83	A Toledo	58 65							
75	H Kent St.	48 44	292	H Tennessee St.	90 51							
55	A Miami (OH)	57 60	118	A Western Ky.	86 83							

Non-Div I Games: Urbana 99 62

Ball St.

■ Loss,
 ■ Non-Conf,
 ■ S Site,
 ■ H Home
 ■ A Away
 N Neutral

Through Games of Feb. 5, 1919										
Average RPI Win:	94	WON-LOST	WINNING	LAST 10	STRENGTH OF	OPP. STRENGTH	TEAM	ADJ.	CONF.	ADJ CONF.
Average RPI Loss:	4	RECORD	PCT. RANK	GAMES	SCHEDULE	OF SCHEDULE	RPI	RPI	RPI	RPI
DIV. I ONLY	20- 1	4	1- 0	5	11	2	2	3	3	
DIV. I NON-CONF.	10- 1	17	0- 0	15	14	4	4	3	3	
TOTALS	RPI 1-25	RPI 26-50	W-L RECORDS	RPI 51-100	RPI 101-150	RPI 150+				
20- 1	4- 1	3- 0	OVERALL	5- 0	4- 0	4- 0				
10- 0	2- 0	0- 0	HOME	2- 0	2- 0	4- 0				
8- 1	2- 1	2- 0	AWAY	2- 0	2- 0	0- 0				
2- 0	0- 0	1- 0	NEUTRAL	1- 0	0- 0	0- 0				
10- 1	3- 1	1- 0	NON-CONFERENCE	1- 0	1- 0	4- 0				
6- 0	1- 0	0- 0	HOME	0- 0	1- 0	4- 0				
2- 1	2- 1	0- 0	AWAY	0- 0	0- 0	0- 0				
2- 0	0- 0	1- 0	NEUTRAL	1- 0	0- 0	0- 0				
10- 0	1- 0	2- 0	CONFERENCE	4- 0	3- 0	0- 0				
4- 0	1- 0	0- 0	HOME	2- 0	1- 0	0- 0				
6- 0	0- 0	2- 0	AWAY	2- 0	2- 0	0- 0				
0- 0	0- 0	0- 0	NEUTRAL	0- 0	0- 0	0- 0				

RPI	S	Opponent	Score	RPI	S	Opponent	Score	RPI	S	Opponent	Score	RPI	S	Opponent	Score
4	A	Stanford	63 68	28	N	South Dakota St.	72 66	59	H	Kansas St.	65 50	117	H	Morehead St.	96 58
6	H	UConn	68 57	30	A	Texas	74 68	65	H	West Virginia	79 47	143	A	Texas Tech	73 56
11	H	Iowa St.	84 69	50	A	TCU	79 55	86	A	Oklahoma St.	66 58	143	H	Texas Tech	96 37
16	A	South Carolina	94 69					92	N	Georgetown	67 46	148	A	Oklahoma	74 53
17	A	Arizona St.	65 59					94	A	Kansas	94 68	174	H	Southern U.	94 49
												184	H	Nicholls St.	100 39
												205	H	Saint Francis (PA)	116 58
												209	H	UTRGV	98 37
LAST 12 Division I GAMES:															
30	A	Texas	74 68	94	A	Kansas	94 68								
143	H	Texas Tech	96 37	50	A	TCU	79 55								
86	A	Oklahoma St.	66 58	59	H	Kansas St.	65 50								
148	A	Oklahoma	74 53	143	A	Texas Tech	73 56								
11	H	Iowa St.	84 69	6	H	UConn	68 57								
65	H	West Virginia	79 47	209	H	UTRGV	98 37								

Non-Div I Games:

Baylor

Average RPI Win:	208	WON-LOST	WINNING	LAST 10	STRENGTH OF	OPP. STRENGTH	TEAM	ADJ.	CONF.	ADJ CONF.
Average RPI Loss:	69	RECORD	PCT. RANK	GAMES	SCHEDULE	OF SCHEDULE	RPI	RPI	RPI	RPI
DIV. I ONLY	16- 5	45	1- 0	136	162	64	64	22	22	
DIV. I NON-CONF.	7- 4	109	0- 0	63	46	44	44	21	21	
TOTALS	RPI 1-25	RPI 26-50	W-L RECORDS	RPI 51-100	RPI 101-150	RPI 150+				
16- 5	0- 1	0- 1	OVERALL	2- 2	3- 1	11- 0				
9- 2	0- 0	0- 0	HOME	0- 1	2- 1	7- 0				
7- 3	0- 1	0- 1	AWAY	2- 1	1- 0	4- 0				
0- 0	0- 0	0- 0	NEUTRAL	0- 0	0- 0	0- 0				
7- 4	0- 1	0- 1	NON-CONFERENCE	2- 2	1- 0	4- 0				
3- 1	0- 0	0- 0	HOME	0- 1	0- 0	3- 0				
4- 3	0- 1	0- 1	AWAY	2- 1	1- 0	1- 0				
0- 0	0- 0	0- 0	NEUTRAL	0- 0	0- 0	0- 0				
9- 1	0- 0	0- 0	CONFERENCE	0- 0	2- 1	7- 0				
6- 1	0- 0	0- 0	HOME	0- 0	2- 1	4- 0				
3- 0	0- 0	0- 0	AWAY	0- 0	0- 0	3- 0				
0- 0	0- 0	0- 0	NEUTRAL	0- 0	0- 0	0- 0				

RPI 1-25				RPI 26-50				RPI 51-100				RPI 101+			
RPI	S	Opponent	Score	RPI	S	Opponent	Score	RPI	S	Opponent	Score	RPI	S	Opponent	Score
9	A	NC State	62 77	47	A	Clemson	62 65	58	A	Middle Tenn.	45 38	117	H	Morehead St.	77 50
								63	A	Tennessee	76 84	130	A	Chattanooga	67 51
								83	H	Toledo	69 78	132	H	UT Martin	100 86
								84	A	Wright St.	79 63	142	H	Tennessee Tech	72 77
												161	H	Tulsa	78 53
												181	H	Arkansas St.	74 55
												217	H	Southeast Mo. St.	91 57
												224	A	Jacksonville St.	64 41
												224	H	Jacksonville St.	66 52
												281	A	Northern Ky.	71 53
												282	A	Austin Peay	80 62
												289	A	Murray St.	65 58
												292	H	Tennessee St.	80 46
												323	H	Eastern Ky.	69 43
												330	H	Lipscomb	83 43
LAST 12 Division I GAMES:															
132	H	UT Martin	100 86	323	H	Eastern Ky.	69 43								
217	H	Southeast Mo. St.	91 57	117	H	Morehead St.	77 50								
282	A	Austin Peay	80 62	142	H	Tennessee Tech	72 77								
289	A	Murray St.	65 58	224	H	Jacksonville St.	66 52								
292	H	Tennessee St.	80 46	63	A	Tennessee	76 84								
224	A	Jacksonville St.	64 41	181	H	Arkansas St.	74 55								

Non-Div I Games:

Belmont

■ Loss,
■ Non-Conf, S Site,
■ Home
■ Away
N Neutral

Average RPI Win: 301		WON-LOST	WINNING	LAST 10	STRENGTH OF	OPP. STRENGTH	TEAM	ADJ.	CONF.	ADJ CONF.
Average RPI Loss: 206		RECORD	PCT. RANK	GAMES	SCHEDULE	OF SCHEDULE	RPI	RPI	RPI	RPI
DIV. I ONLY		10- 9	149	0- 1	350	314	267	267	32	32
DIV. I NON-CONF.		5- 5	162	0- 0	342	203	248	248	32	32
TOTALS		RPI 1-25	RPI 26-50	W-L RECORDS	RPI 51-100	RPI 101-150	RPI 150+			
10- 9	0- 0		0- 0	OVERALL	0- 0	0- 0	10- 9			
5- 2	0- 0		0- 0	HOME	0- 0	0- 0	5- 2			
4- 7	0- 0		0- 0	AWAY	0- 0	0- 0	4- 7			
1- 0	0- 0		0- 0	NEUTRAL	0- 0	0- 0	1- 0			
5- 5	0- 0		0- 0	NON-CONFERENCE	0- 0	0- 0	5- 5			
3- 0	0- 0		0- 0	HOME	0- 0	0- 0	3- 0			
1- 5	0- 0		0- 0	AWAY	0- 0	0- 0	1- 5			
1- 0	0- 0		0- 0	NEUTRAL	0- 0	0- 0	1- 0			
5- 4	0- 0		0- 0	CONFERENCE	0- 0	0- 0	5- 4			
2- 2	0- 0		0- 0	HOME	0- 0	0- 0	2- 2			
3- 2	0- 0		0- 0	AWAY	0- 0	0- 0	3- 2			
0- 0	0- 0		0- 0	NEUTRAL	0- 0	0- 0	0- 0			

RPI 1-25				RPI 26-50				RPI 51-100				RPI 101+ Team's RPI: 267			
RPI	S	Opponent	Score	RPI	S	Opponent	Score	RPI	S	Opponent	Score	RPI	S	Opponent	Score
												152	A	South Fla.	39 88
												154	A	Georgia St.	57 62
												162	A	Charlotte	69 73
												178	H	UMES	52 64
												208	A	Florida	53 64
												221	A	Howard	40 61
												223	A	Jacksonville	58 56
												233	H	N.C. A&T	48 72
												241	H	Liberty	81 76
												266	A	Norfolk St.	50 57
												277	A	Ga. Southern	76 77
												286	H	North Florida	76 60
												295	N	Kennesaw St.	64 61
												301	A	Morgan St.	73 69
												314	H	FIU	68 57
												317	A	Coppin St.	71 65
												343	A	N.C. Central	67 50
												343	H	N.C. Central	72 54
												347	H	Delaware St.	67 55
LAST 12 Division I GAMES:															
				233	H	N.C. A&T	48 72					266	A	Norfolk St.	50 57
				343	H	N.C. Central	72 54					221	A	Howard	40 61
				317	A	Coppin St.	71 65					343	A	N.C. Central	67 50
				301	A	Morgan St.	73 69					162	A	Charlotte	69 73
				178	H	UMES	52 64					154	A	Georgia St.	57 62
				347	H	Delaware St.	67 55					295	N	Kennesaw St.	64 61

Non-Div I Games:	Flagler	74	59	Edward Waters	73	46
------------------	---------	----	----	---------------	----	----

Bethune-Cookman

■ Loss, ■ Non-Conf, S Site, H Home A Away N Neutral

Binghamton

Through Games Of Feb. 5, 2019

Average RPI Win:	275	WON-LOST	WINNING	LAST 10	STRENGTH OF	OPP. STRENGTH	TEAM	ADJ.	CONF.	ADJ CONF.
Average RPI Loss:	165	RECORD	PCT. RANK	GAMES	SCHEDULE	OF SCHEDULE	RPI	RPI	RPI	RPI
DIV. I ONLY	7- 13	253	0- 1	161	282	245	245	23	23	
DIV. I NON-CONF.	3- 8	267	0- 0	81	274	237	237	24	24	
TOTALS	RPI 1-25	RPI 26-50	W-L RECORDS	RPI 51-100	RPI 101-150	RPI 150+				
7- 13	0- 2	0- 1	OVERALL	1- 1	0- 1	6- 8				
5- 5	0- 0	0- 0	HOME	1- 0	0- 1	4- 4				
2- 8	0- 2	0- 1	AWAY	0- 1	0- 0	2- 4				
0- 0	0- 0	0- 0	NEUTRAL	0- 0	0- 0	0- 0				
3- 8	0- 2	0- 1	NON-CONFERENCE	0- 0	0- 1	3- 4				
3- 2	0- 0	0- 0	HOME	0- 0	0- 1	3- 1				
0- 6	0- 2	0- 1	AWAY	0- 0	0- 0	0- 3				
0- 0	0- 0	0- 0	NEUTRAL	0- 0	0- 0	0- 0				
4- 5	0- 0	0- 0	CONFERENCE	1- 1	0- 0	3- 4				
2- 3	0- 0	0- 0	HOME	1- 0	0- 0	1- 3				
2- 2	0- 0	0- 0	AWAY	0- 1	0- 0	2- 1				
0- 0	0- 0	0- 0	NEUTRAL	0- 0	0- 0	0- 0				

RPI 1-25				RPI 26-50				RPI 51-100				RPI 101+ Team's RPI: 245			
RPI	S	Opponent	Score	RPI	S	Opponent	Score	RPI	S	Opponent	Score	RPI	S	Opponent	Score
1	A	Notre Dame	53 103	40	A	Ohio	49 86	77	A	Maine	66 95	136	H	Lehigh	55 65
8	A	Marquette	40 93					96	H	Hartford	73 62	165	H	Stony Brook	56 65
												193	H	Rider	57 62
												226	A	Dartmouth	39 63
												229	A	Niagara	72 79
												238	A	Albany (NY)	56 61
												238	H	Albany (NY)	62 71
												248	H	Cornell	72 61
												273	H	Vermont	57 58
												296	H	Army West Point	60 47
												303	H	UMBC	67 45
												307	A	UMass Lowell	70 50
												321	A	Lafayette	50 59
												328	A	New Hampshire	71 62
												344	H	Fairleigh Dickinson	73 54
LAST 12 Division I GAMES:															
238	H	Albany (NY)	62 71	165	H	Stony Brook	56 65								
96	H	Hartford	73 62	328	A	New Hampshire	71 62								
77	A	Maine	66 95	238	A	Albany (NY)	56 61								
307	A	UMass Lowell	70 50	226	A	Dartmouth	39 63								
273	H	Vermont	57 58	8	A	Marquette	40 93								
303	H	UMBC	67 45	1	A	Notre Dame	53 103								

Non-Div I Games: Charleston (WV) 69 62 Caldwell 73 54

Binghamton

Loss, Non-Conf, S Site, H Home A Away N Neutral

Average RPI Win:	189	WON-LOST	WINNING	LAST 10	STRENGTH OF	OPP. STRENGTH	TEAM	ADJ.	CONF.	ADJ CONF.
Average RPI Loss:	58	RECORD	PCT. RANK	GAMES	SCHEDULE	OF SCHEDULE	RPI	RPI	RPI	RPI
DIV. I ONLY	15- 3	20	1- 0	231	62	60	60	15	15	
DIV. I NON-CONF.	7- 2	58	1- 0	204	9	68	68	13	13	
TOTALS	RPI 1-25	RPI 26-50	W-L RECORDS	RPI 51-100	RPI 101-150	RPI 150+				
15- 3	0- 1	1- 1	OVERALL	2- 0	3- 1	9- 0				
8- 1	0- 1	1- 0	HOME	0- 0	1- 0	6- 0				
4- 2	0- 0	0- 1	AWAY	0- 0	2- 1	2- 0				
3- 0	0- 0	0- 0	NEUTRAL	2- 0	0- 0	1- 0				
7- 2	0- 1	0- 0	NON-CONFERENCE	2- 0	2- 1	3- 0				
3- 1	0- 1	0- 0	HOME	0- 0	1- 0	2- 0				
1- 1	0- 0	0- 0	AWAY	0- 0	1- 1	0- 0				
3- 0	0- 0	0- 0	NEUTRAL	2- 0	0- 0	1- 0				
8- 1	0- 0	1- 1	CONFERENCE	0- 0	1- 0	6- 0				
5- 0	0- 0	1- 0	HOME	0- 0	0- 0	4- 0				
3- 1	0- 0	0- 1	AWAY	0- 0	1- 0	2- 0				
0- 0	0- 0	0- 0	NEUTRAL	0- 0	0- 0	0- 0				

RPI 1-25				RPI 26-50				RPI 51-100 Team's RPI: 60				RPI 101+			
RPI	S	Opponent	Score	RPI	S	Opponent	Score	RPI	S	Opponent	Score	RPI	S	Opponent	Score
3	H	Louisville	55 74	46	A	Wyoming	52 64	93	N	UNI	61 60	124	A	Washington St.	71 95
				46	H	Wyoming	72 64	95	N	Idaho	91 85	128	A	Fresno St.	72 60
												135	A	Washington	73 69
												144	H	CSUN	74 63
												197	H	Eastern Wash.	67 55
												205	N	Saint Francis (PA)	78 64
												219	H	Colorado St.	70 57
												242	A	Nevada	75 74
												242	H	Nevada	80 65
												251	A	San Diego St.	69 66
												252	H	Air Force	79 48
												259	H	Southern Utah	88 53
												327	H	San Jose St.	99 68
LAST 12 Division I GAMES:															
135	A	Washington	73 69	242	A	Nevada	75 74								
242	H	Nevada	80 65	327	H	San Jose St.	99 68								
219	H	Colorado St.	70 57	251	A	San Diego St.	69 66								
46	A	Wyoming	52 64	46	H	Wyoming	72 64								
252	H	Air Force	79 48	259	H	Southern Utah	88 53								
128	A	Fresno St.	72 60	205	N	Saint Francis (PA)	78 64								

Non-Div I Games: Southern Ore. 91 46 Northwest Chrst. 93 26

Boise St.

Loss, Non-Conf, S Site, H Home A Away N Neutral

Average RPI Win:	202	WON-LOST	WINNING	LAST 10	STRENGTH OF	OPP. STRENGTH	TEAM	ADJ.	CONF.	ADJ CONF.
Average RPI Loss:	49	RECORD	PCT. RANK	GAMES	SCHEDULE	OF SCHEDULE	RPI	RPI	RPI	RPI
DIV. I ONLY	14- 8	97	1- 0	80	82	103	103	1	1	
DIV. I NON-CONF.	11- 2	31	1- 0	243	296	106	106	1	1	
TOTALS	RPI 1-25	RPI 26-50	W-L RECORDS	RPI 51-100	RPI 101-150	RPI 150+				
14- 8	0- 3	0- 2	OVERALL	2- 1	2- 2	10- 0				
8- 6	0- 2	0- 1	HOME	1- 1	0- 2	7- 0				
4- 2	0- 1	0- 1	AWAY	1- 0	2- 0	1- 0				
2- 0	0- 0	0- 0	NEUTRAL	0- 0	0- 0	2- 0				
11- 2	0- 0	0- 0	NON-CONFERENCE	0- 0	1- 2	10- 0				
7- 2	0- 0	0- 0	HOME	0- 0	0- 2	7- 0				
2- 0	0- 0	0- 0	AWAY	0- 0	1- 0	1- 0				
2- 0	0- 0	0- 0	NEUTRAL	0- 0	0- 0	2- 0				
3- 6	0- 3	0- 2	CONFERENCE	2- 1	1- 0	0- 0				
1- 4	0- 2	0- 1	HOME	1- 1	0- 0	0- 0				
2- 2	0- 1	0- 1	AWAY	1- 0	1- 0	0- 0				
0- 0	0- 0	0- 0	NEUTRAL	0- 0	0- 0	0- 0				

RPI 1-25				RPI 26-50				RPI 51-100				RPI 101+ Team's RPI: 103			
RPI	S	Opponent	Score	RPI	S	Opponent	Score	RPI	S	Opponent	Score	RPI	S	Opponent	Score
1	A	Notre Dame	63 92	26	A	Miami (FL)	73 76	56	H	Virginia Tech	86 95	102	H	Providence	57 61
9	H	NC State	69 85	43	H	Georgia Tech	76 81	70	H	Duke	92 90	112	A	Houston	64 57
23	H	Florida St.	71 91					97	A	Wake Forest	65 64	123	A	Pittsburgh	59 55
												129	H	Minnesota	69 77
												168	H	Boston U.	78 51
												193	N	Rider	112 61
												199	A	Rhode Island	88 64
												210	H	Holy Cross	89 63
												226	H	Dartmouth	99 68
												253	H	Campbell	76 56
												264	H	Columbia	74 60
												297	N	Loyola Maryland	73 47
												299	H	Bryant	83 46
												320	H	Saint Peter's	89 57
LAST 12 Division I GAMES:															
193	N	Rider	112 61	123	A	Pittsburgh	59 55								
56	H	Virginia Tech	86 95	97	A	Wake Forest	65 64								
70	H	Duke	92 90	9	H	NC State	69 85								
26	A	Miami (FL)	73 76	43	H	Georgia Tech	76 81								
1	A	Notre Dame	63 92	226	H	Dartmouth	99 68								
23	H	Florida St.	71 91	253	H	Campbell	76 56								

Non-Div I Games:

Boston College

■ Loss,
 ■ Non-Conf, S Site,
 ■ Home
 ■ Away
 N Neutral

Average RPI Win: 234	WON-LOST	WINNING	LAST 10	STRENGTH OF	OPP. STRENGTH	TEAM	ADJ.	CONF.	ADJ CONF.
Average RPI Loss: 143	RECORD	PCT. RANK	GAMES	SCHEDULE	OF SCHEDULE	RPI	RPI	RPI	RPI
DIV. I ONLY	10- 10	159	0- 1	154	245	168	168	18	18
DIV. I NON-CONF.	4- 6	212	0- 0	200	245	222	222	22	22
TOTALS	RPI 1-25	RPI 26-50	W-L RECORDS	RPI 51-100	RPI 101-150	RPI 150+			
10- 10	0- 0	1- 1	OVERALL	0- 3	1- 2	8- 4			
6- 3	0- 0	0- 1	HOME	0- 1	1- 0	5- 1			
4- 7	0- 0	1- 0	AWAY	0- 2	0- 2	3- 3			
0- 0	0- 0	0- 0	NEUTRAL	0- 0	0- 0	0- 0			
4- 6	0- 0	0- 0	NON-CONFERENCE	0- 2	0- 2	4- 2			
4- 0	0- 0	0- 0	HOME	0- 0	0- 0	4- 0			
0- 6	0- 0	0- 0	AWAY	0- 2	0- 2	0- 2			
0- 0	0- 0	0- 0	NEUTRAL	0- 0	0- 0	0- 0			
6- 4	0- 0	1- 1	CONFERENCE	0- 1	1- 0	4- 2			
2- 3	0- 0	0- 1	HOME	0- 1	1- 0	1- 1			
4- 1	0- 0	1- 0	AWAY	0- 0	0- 0	3- 1			
0- 0	0- 0	0- 0	NEUTRAL	0- 0	0- 0	0- 0			

RPI 1-25				RPI 26-50				RPI 51-100				RPI 101+				Team's RPI: 168	
RPI	S	Opponent	Score	RPI	S	Opponent	Score	RPI	S	Opponent	Score	RPI	S	Opponent	Score		
				48	A	Bucknell	70 62	68	A	Harvard	47 67	103	A	Boston College	51 78		
				48	H	Bucknell	58 62	85	A	Northeastern	51 81	136	H	Lehigh	58 45		
								99	H	American	51 64	150	A	Marist	57 68		
												164	H	Delaware	72 61		
												207	A	Massachusetts	55 66		
												210	A	Holy Cross	69 75		
												215	A	Navy	49 35		
												226	A	Dartmouth	44 64		
												231	H	Colgate	72 81		
												239	H	Brown	72 51		
												296	H	Army West Point	63 51		
												297	A	Loyola Maryland	64 62		
												299	H	Bryant	67 65		
												321	A	Lafayette	47 44		
												328	H	New Hampshire	60 39		
LAST 12 Division I GAMES:																	
				48	H	Bucknell	58 62	136	H	Lehigh	58 45						
				321	A	Lafayette	47 44	297	A	Loyola Maryland	64 62						
				215	A	Navy	49 35	48	A	Bucknell	70 62						
				99	H	American	51 64	296	H	Army West Point	63 51						
				210	A	Holy Cross	69 75	68	A	Harvard	47 67						
				231	H	Colgate	72 81	103	A	Boston College	51 78						

Non-Div I Games:

Boston U.

■ Loss,
 ■ Non-Conf,
 ■ S Site,
 ■ H Home
 ■ A Away
 N Neutral

Bowling Green

Through Games Of Feb. 5, 2019

Average RPI Win:	262	WON-LOST	WINNING	LAST 10	STRENGTH OF	OPP. STRENGTH	TEAM	ADJ.	CONF.	ADJ CONF.
Average RPI Loss:	136	RECORD	PCT. RANK	GAMES	SCHEDULE	OF SCHEDULE	RPI	RPI	RPI	RPI
DIV. I ONLY	6- 12	260	0- 1	118	261	218	218	7	7	
DIV. I NON-CONF.	6- 4	125	0- 0	178	333	133	133	8	8	
TOTALS	RPI 1-25	RPI 26-50	W-L RECORDS	RPI 51-100	RPI 101-150	RPI 150+				
6- 12	0- 1	0- 1	OVERALL	0- 3	0- 1	6- 6				
4- 4	0- 0	0- 1	HOME	0- 2	0- 0	4- 1				
2- 7	0- 1	0- 0	AWAY	0- 1	0- 1	2- 4				
0- 1	0- 0	0- 0	NEUTRAL	0- 0	0- 0	0- 1				
6- 4	0- 1	0- 0	NON-CONFERENCE	0- 0	0- 0	6- 3				
4- 0	0- 0	0- 0	HOME	0- 0	0- 0	4- 0				
2- 3	0- 1	0- 0	AWAY	0- 0	0- 0	2- 2				
0- 1	0- 0	0- 0	NEUTRAL	0- 0	0- 0	0- 1				
0- 8	0- 0	0- 1	CONFERENCE	0- 3	0- 1	0- 3				
0- 4	0- 0	0- 1	HOME	0- 2	0- 0	0- 1				
0- 4	0- 0	0- 0	AWAY	0- 1	0- 1	0- 2				
0- 0	0- 0	0- 0	NEUTRAL	0- 0	0- 0	0- 0				

RPI 1-25				RPI 26-50				RPI 51-100				RPI 101+				Team's RPI: 218	
RPI	S	Opponent	Score	RPI	S	Opponent	Score	RPI	S	Opponent	Score	RPI	S	Opponent	Score		
24	A	Michigan St.	69 99	40	H	Ohio	79 82	83	A	Toledo	56 76	147	A	Akron	71 74		
								83	H	Toledo	65 79	157	N	Mercer	63 76		
								98	H	Northern Ill.	52 66	170	A	Xavier	49 65		
												180	A	Ball St.	70 77		
												182	A	Coastal Caro.	80 81		
												189	A	Eastern Mich.	74 81		
												214	H	Robert Morris	61 60		
												228	H	Loyola Chicago	88 74		
												230	H	Marshall	99 76		
												275	A	Canisius	74 53		
												283	H	Western Mich.	82 84		
												294	A	Valparaiso	79 72		
												329	H	Detroit Mercy	79 73		
LAST 12 Division I GAMES:																	
				83	A	Toledo	56 76	180	A	Ball St.	70 77						
				40	H	Ohio	79 82	283	H	Western Mich.	82 84						
				189	A	Eastern Mich.	74 81	294	A	Valparaiso	79 72						
				83	H	Toledo	65 79	329	H	Detroit Mercy	79 73						
				98	H	Northern Ill.	52 66	275	A	Canisius	74 53						
				147	A	Akron	71 74	170	A	Xavier	49 65						

Non-Div I Games: Davis & Elkins 63 28

Bowling Green

■ Loss,
 ■ Non-Conf, S Site,
 ■ Home
 ■ Away
 N Neutral

Average RPI Win:	251	WON-LOST	WINNING	LAST 10	STRENGTH OF	OPP. STRENGTH	TEAM	ADJ.	CONF.	ADJ CONF.
Average RPI Loss:	103	RECORD	PCT. RANK	GAMES	SCHEDULE	OF SCHEDULE	RPI	RPI	RPI	RPI
DIV. I ONLY	14- 5	59	1- 0	317	164	156	156	13	13	
DIV. I NON-CONF.	9- 1	29	1- 0	346	197	142	142	14	14	
TOTALS	RPI 1-25	RPI 26-50	W-L RECORDS	RPI 51-100	RPI 101-150	RPI 150+				
14- 5	0- 1	0- 1	OVERALL	0- 2	0- 0	14- 1				
6- 3	0- 1	0- 0	HOME	0- 2	0- 0	6- 0				
7- 2	0- 0	0- 1	AWAY	0- 0	0- 0	7- 1				
1- 0	0- 0	0- 0	NEUTRAL	0- 0	0- 0	1- 0				
9- 1	0- 0	0- 1	NON-CONFERENCE	0- 0	0- 0	9- 0				
5- 0	0- 0	0- 0	HOME	0- 0	0- 0	5- 0				
3- 1	0- 0	0- 1	AWAY	0- 0	0- 0	3- 0				
1- 0	0- 0	0- 0	NEUTRAL	0- 0	0- 0	1- 0				
5- 4	0- 1	0- 0	CONFERENCE	0- 2	0- 0	5- 1				
1- 3	0- 1	0- 0	HOME	0- 2	0- 0	1- 0				
4- 1	0- 0	0- 0	AWAY	0- 0	0- 0	4- 1				
0- 0	0- 0	0- 0	NEUTRAL	0- 0	0- 0	0- 0				

RPI 1-25				RPI 26-50				RPI 51-100				RPI 101+ Team's RPI: 156			
RPI	S	Opponent	Score	RPI	S	Opponent	Score	RPI	S	Opponent	Score	RPI	S	Opponent	Score
19	H	Drake	63 92	44	A	Purdue	61 74	67	H	Missouri St.	56 68	155	H	Southern Ill.	58 53
								93	H	UNI	78 81	164	N	Delaware	59 47
												172	A	Indiana St.	61 45
												185	A	Illinois St.	79 68
												217	H	Southeast Mo. St.	85 79
												228	A	Loyola Chicago	69 56
												240	H	Western Ill.	82 68
												270	A	Cleveland St.	67 65
												279	H	Eastern Ill.	67 64
												288	A	Fla. Atlantic	80 59
												294	A	Valparaiso	73 76
												304	H	Oakland	73 64
												322	A	Omaha	80 60
												338	A	Evansville	75 68
												345	H	Chicago St.	89 59
LAST 12 Division I GAMES:															
288	A	Fla. Atlantic	80 59	172	A	Indiana St.	61 45								
228	A	Loyola Chicago	69 56	338	A	Evansville	75 68								
294	A	Valparaiso	73 76	93	H	UNI	78 81								
185	A	Illinois St.	79 68	19	H	Drake	63 92								
155	H	Southern Ill.	58 53	345	H	Chicago St.	89 59								
67	H	Missouri St.	56 68	44	A	Purdue	61 74								

Non-Div I Games: Rockhurst 83 40

Bradley

■ Loss,
 ■ Non-Conf,
 ■ S Site,
 ■ H Home
 ■ A Away
 N Neutral

Average RPI Win:	269	WON-LOST	WINNING	LAST 10	STRENGTH OF	OPP. STRENGTH	TEAM	ADJ.	CONF.	ADJ CONF.
Average RPI Loss:	136	RECORD	PCT. RANK	GAMES	SCHEDULE	OF SCHEDULE	RPI	RPI	RPI	RPI
DIV. I ONLY	7- 11	237	0- 1	216	220	239	239	11	11	
DIV. I NON-CONF.	6- 8	199	0- 1	290	261	244	244	10	10	
TOTALS	RPI 1-25	RPI 26-50	W-L RECORDS	RPI 51-100	RPI 101-150	RPI 150+				
7- 11	0- 1	0- 1	OVERALL	1- 4	0- 0	6- 5				
4- 4	0- 0	0- 1	HOME	1- 1	0- 0	3- 2				
2- 7	0- 1	0- 0	AWAY	0- 3	0- 0	2- 3				
1- 0	0- 0	0- 0	NEUTRAL	0- 0	0- 0	1- 0				
6- 8	0- 1	0- 1	NON-CONFERENCE	0- 2	0- 0	6- 4				
3- 2	0- 0	0- 1	HOME	0- 0	0- 0	3- 1				
2- 6	0- 1	0- 0	AWAY	0- 2	0- 0	2- 3				
1- 0	0- 0	0- 0	NEUTRAL	0- 0	0- 0	1- 0				
1- 3	0- 0	0- 0	CONFERENCE	1- 2	0- 0	0- 1				
1- 2	0- 0	0- 0	HOME	1- 1	0- 0	0- 1				
0- 1	0- 0	0- 0	AWAY	0- 1	0- 0	0- 0				
0- 0	0- 0	0- 0	NEUTRAL	0- 0	0- 0	0- 0				

RPI 1-25				RPI 26-50				RPI 51-100				RPI 101+ Team's RPI: 239			
RPI	S	Opponent	Score	RPI	S	Opponent	Score	RPI	S	Opponent	Score	RPI	S	Opponent	Score
15	A	Rutgers	52 73	48	H	Bucknell	78 91	68	H	Harvard	83 100	168	A	Boston U.	51 72
								77	A	Maine	96 102	199	A	Rhode Island	67 72
								88	A	Yale	72 84	207	H	Massachusetts	61 90
								88	H	Yale	86 71	210	A	Holy Cross	89 85
								98	A	Northern Ill.	102 109	226	H	Dartmouth	61 81
												298	H	Central Conn. St.	68 63
												299	A	Bryant	57 75
												299	N	Bryant	84 68
												318	H	Fairfield	68 49
												328	H	New Hampshire	76 70
												345	A	Chicago St.	90 65
LAST 12 Division I GAMES:															
199	A	Rhode Island	67 72	98	A	Northern Ill.	102 109								
68	H	Harvard	83 100	345	A	Chicago St.	90 65								
226	H	Dartmouth	61 81	77	A	Maine	96 102								
88	A	Yale	72 84	299	N	Bryant	84 68								
88	H	Yale	86 71	48	H	Bucknell	78 91								
15	A	Rutgers	52 73	207	H	Massachusetts	61 90								

Non-Div I Games: Johnson & Wales (RI) 78 46 Adelphi 75 62

Brown

■ Loss,
 ■ Non-Conf, S Site,
 ■ Home
 ■ Away
 N Neutral

Average RPI Win:	274	WON-LOST	WINNING	LAST 10	STRENGTH OF	OPP. STRENGTH	TEAM	ADJ.	CONF.	ADJ CONF.
Average RPI Loss:	196	RECORD	PCT. RANK	GAMES	SCHEDULE	OF SCHEDULE	RPI	RPI	RPI	RPI
DIV. I ONLY	6- 14	274	0- 1	284	317	299	299	31	31	
DIV. I NON-CONF.	2- 9	297	0- 1	194	224	292	292	31	31	
TOTALS	RPI 1-25	RPI 26-50	W-L RECORDS	RPI 51-100	RPI 101-150	RPI 150+				
6- 14	0- 0	0- 0	OVERALL	0- 3	0- 2	6- 9				
4- 4	0- 0	0- 0	HOME	0- 1	0- 0	4- 3				
2- 8	0- 0	0- 0	AWAY	0- 2	0- 1	2- 5				
0- 2	0- 0	0- 0	NEUTRAL	0- 0	0- 1	0- 1				
2- 9	0- 0	0- 0	NON-CONFERENCE	0- 3	0- 2	2- 4				
1- 2	0- 0	0- 0	HOME	0- 1	0- 0	1- 1				
1- 5	0- 0	0- 0	AWAY	0- 2	0- 1	1- 2				
0- 2	0- 0	0- 0	NEUTRAL	0- 0	0- 1	0- 1				
4- 5	0- 0	0- 0	CONFERENCE	0- 0	0- 0	4- 5				
3- 2	0- 0	0- 0	HOME	0- 0	0- 0	3- 2				
1- 3	0- 0	0- 0	AWAY	0- 0	0- 0	1- 3				
0- 0	0- 0	0- 0	NEUTRAL	0- 0	0- 0	0- 0				

RPI S	Opponent	Score	RPI S	Opponent	Score	RPI S	Opponent	Score	RPI S	Opponent	Score	Team's RPI: 299
						65	A West Virginia	48 94	102	N Providence	64 72	
						77	H Maine	57 74	103	A Boston College	46 83	
						96	A Hartford	57 67	168	A Boston U.	65 67	
									205	H Saint Francis (PA)	66 63	
									210	H Holy Cross	62 81	
									214	H Robert Morris	57 60	
									239	H Brown	75 57	
									239	N Brown	68 84	
									243	A Sacred Heart	48 49	
									246	A Mt. St. Mary's	73 68	
									257	H St. Francis Brooklyn	55 60	
									298	A Central Conn. St.	65 66	
									298	H Central Conn. St.	72 60	
									307	A UMass Lowell	58 57	
									328	A New Hampshire	74 79	
									344	A Fairleigh Dickinson	53 63	
									351	H LIU Brooklyn	69 62	
LAST 12 Division I GAMES:												
102	N Providence	64 72	243	A Sacred Heart	48 49							
298	A Central Conn. St.	65 66	246	A Mt. St. Mary's	73 68							
344	A Fairleigh Dickinson	53 63	257	H St. Francis Brooklyn	55 60							
298	H Central Conn. St.	72 60	351	H LIU Brooklyn	69 62							
205	H Saint Francis (PA)	66 63	210	H Holy Cross	62 81							
214	H Robert Morris	57 60	96	A Hartford	57 67							

Non-Div I Games:

Bryant

Average RPI Win:	216	WON-LOST	WINNING	LAST 10	STRENGTH OF	OPP. STRENGTH	TEAM	ADJ.	CONF.	ADJ CONF.
Average RPI Loss:	70	RECORD	PCT. RANK	GAMES	SCHEDULE	OF SCHEDULE	RPI	RPI	RPI	RPI
DIV. I ONLY	18- 4	23	1- 0	153	193	48	48	18	18	
DIV. I NON-CONF.	9- 3	61	0- 0	115	147	37	37	22	22	
TOTALS	RPI 1-25	RPI 26-50	W-L RECORDS	RPI 51-100	RPI 101-150	RPI 150+				
18- 4	0- 2	0- 0	OVERALL	2- 1	2- 0	14- 1				
7- 1	0- 0	0- 0	HOME	2- 0	2- 0	3- 1				
9- 3	0- 2	0- 0	AWAY	0- 1	0- 0	9- 0				
2- 0	0- 0	0- 0	NEUTRAL	0- 0	0- 0	2- 0				
9- 3	0- 2	0- 0	NON-CONFERENCE	1- 1	1- 0	7- 0				
4- 0	0- 0	0- 0	HOME	1- 0	1- 0	2- 0				
3- 3	0- 2	0- 0	AWAY	0- 1	0- 0	3- 0				
2- 0	0- 0	0- 0	NEUTRAL	0- 0	0- 0	2- 0				
9- 1	0- 0	0- 0	CONFERENCE	1- 0	1- 0	7- 1				
3- 1	0- 0	0- 0	HOME	1- 0	1- 0	1- 1				
6- 0	0- 0	0- 0	AWAY	0- 0	0- 0	6- 0				
0- 0	0- 0	0- 0	NEUTRAL	0- 0	0- 0	0- 0				

RPI 1-25				RPI 26-50				RPI 51-100				RPI 101+			
RPI	S	Opponent	Score	RPI	S	Opponent	Score	RPI	S	Opponent	Score	RPI	S	Opponent	Score
10	A	Syracuse	56 70					62	H	Quinnipiac	75 58	125	H	Youngstown St.	73 68
11	A	Iowa St.	61 86					90	A	Drexel	42 64	136	H	Lehigh	71 53
								99	H	American	71 56	168	A	Boston U.	62 58
												168	H	Boston U.	62 70
												193	H	Rider	80 59
												202	A	St. Bonaventure	77 46
												207	N	Massachusetts	77 58
												210	H	Holy Cross	75 71
												215	A	Navy	77 43
												227	A	Monmouth	70 32
												231	A	Colgate	90 62
												239	A	Brown	91 78
												296	A	Army West Point	66 52
												297	A	Loyola Maryland	75 57
												318	N	Fairfield	77 54
												321	A	Lafayette	56 47
												333	H	Iona	81 43
LAST 12 Division I GAMES:															
168	A	Boston U.	62 58	321	A	Lafayette	56 47								
215	A	Navy	77 43	296	A	Army West Point	66 52								
210	H	Holy Cross	75 71	168	H	Boston U.	62 70								
297	A	Loyola Maryland	75 57	99	H	American	71 56								
231	A	Colgate	90 62	11	A	Iowa St.	61 86								
136	H	Lehigh	71 53	125	H	Youngstown St.	73 68								

Non-Div I Games:

Bucknell

■ Loss,
 ■ Non-Conf, S Site,
 ■ Home
 ■ Away
 N Neutral

Average RPI Win: 177		WON-LOST	WINNING	LAST 10	STRENGTH OF	OPP. STRENGTH	TEAM	ADJ.	CONF.	ADJ CONF.
Average RPI Loss: 35		RECORD	PCT. RANK	GAMES	SCHEDULE	OF SCHEDULE	RPI	RPI	RPI	RPI
DIV. I ONLY		14- 5	59	0- 1	36	113	25	25	7	7
DIV. I NON-CONF.		8- 3	72	0- 0	53	110	28	28	8	8
TOTALS		RPI 1-25	RPI 26-50		W-L RECORDS		RPI 51-100	RPI 101-150		RPI 150+
14- 5	0- 3	1- 1		OVERALL		3- 0	1- 1		9- 0	
5- 2	0- 1	0- 1		HOME		1- 0	1- 0		3- 0	
7- 3	0- 2	0- 0		AWAY		1- 0	0- 1		6- 0	
2- 0	0- 0	1- 0		NEUTRAL		1- 0	0- 0		0- 0	
8- 3	0- 2	1- 0		NON-CONFERENCE		1- 0	0- 1		6- 0	
2- 1	0- 1	0- 0		HOME		0- 0	0- 0		2- 0	
4- 2	0- 1	0- 0		AWAY		0- 0	0- 1		4- 0	
2- 0	0- 0	1- 0		NEUTRAL		1- 0	0- 0		0- 0	
6- 2	0- 1	0- 1		CONFERENCE		2- 0	1- 0		3- 0	
3- 1	0- 0	0- 1		HOME		1- 0	1- 0		1- 0	
3- 1	0- 1	0- 0		AWAY		1- 0	0- 0		2- 0	
0- 0	0- 0	0- 0		NEUTRAL		0- 0	0- 0		0- 0	

RPI	S	Opponent	Score	RPI	S	Opponent	Score	RPI	S	Opponent	Score	RPI	S	Opponent	Score
4	H	Stanford	55 62	28	N	South Dakota St.	61 55	55	A	Miami (OH)	66 59	105	A	Dayton	59 72
5	A	Oregon	82 102	40	H	Ohio	71 74	92	N	Georgetown	73 64	147	H	Akron	91 72
21	A	Central Mich.	65 76					98	H	Northern Ill.	93 64	178	A	UMES	69 63
												180	H	Ball St.	77 65
												189	A	Eastern Mich.	91 84
												202	H	St. Bonaventure	90 43
												226	A	Dartmouth	75 69
												229	H	Niagara	88 61
												275	A	Canisius	84 66
												283	A	Western Mich.	61 59
												298	A	Central Conn. St.	82 69
LAST 12 Division I GAMES:															
21	A	Central Mich.	65 76	189	A	Eastern Mich.	91 84	40	H	Ohio	71 74	202	H	St. Bonaventure	90 43
98	H	Northern Ill.	93 64	4	H	Stanford	55 62	226	A	Dartmouth	75 69	55	A	Miami (OH)	66 59
147	H	Akron	91 72	105	A	Dayton	59 72								
283	A	Western Mich.	61 59												
180	H	Ball St.	77 65												
55	A	Miami (OH)	66 59												

Non-Div I Games:

Buffalo

■ Loss,
■ Non-Conf, S Site,
■ Home
■ Away
N Neutral

Average RPI Win:	169	WON-LOST	WINNING	LAST 10	STRENGTH OF	OPP. STRENGTH	TEAM	ADJ.	CONF.	ADJ CONF.
Average RPI Loss:	58	RECORD	PCT. RANK	GAMES	SCHEDULE	OF SCHEDULE	RPI	RPI	RPI	RPI
DIV. I ONLY	17- 5	37	0- 1	110	77	45	45	6	6	
DIV. I NON-CONF.	10- 1	17	0- 0	247	189	50	50	4	4	
TOTALS	RPI 1-25	RPI 26-50	W-L RECORDS	RPI 51-100	RPI 101-150	RPI 150+				
17- 5	0- 1	1- 2	OVERALL	1- 0	6- 2	9- 0				
9- 2	0- 1	0- 1	HOME	0- 0	2- 0	7- 0				
6- 3	0- 0	1- 1	AWAY	1- 0	3- 2	1- 0				
2- 0	0- 0	0- 0	NEUTRAL	0- 0	1- 0	1- 0				
10- 1	0- 0	0- 1	NON-CONFERENCE	0- 0	2- 0	8- 0				
7- 0	0- 0	0- 0	HOME	0- 0	0- 0	7- 0				
1- 1	0- 0	0- 1	AWAY	0- 0	1- 0	0- 0				
2- 0	0- 0	0- 0	NEUTRAL	0- 0	1- 0	1- 0				
7- 4	0- 1	1- 1	CONFERENCE	1- 0	4- 2	1- 0				
2- 2	0- 1	0- 1	HOME	0- 0	2- 0	0- 0				
5- 2	0- 0	1- 0	AWAY	1- 0	2- 2	1- 0				
0- 0	0- 0	0- 0	NEUTRAL	0- 0	0- 0	0- 0				

RPI 1-25				RPI 26-50				Team's RPI: 45	RPI 51-100				RPI 101+			
RPI	S	Opponent	Score	RPI	S	Opponent	Score		RPI	S	Opponent	Score	RPI	S	Opponent	Score
8	H	Marquette	58 87	33	A	Indiana	46 66		92	A	Georgetown	59 50	102	A	Providence	68 74
				38	H	DePaul	78 86						104	A	Creighton	75 43
				41	A	Villanova	63 55						109	A	Seton Hall	62 83
													109	H	Seton Hall	62 59
													110	N	Ohio St.	66 53
													126	A	St. John's (NY)	73 68
													126	H	St. John's (NY)	66 45
													147	A	Akron	63 47
													170	A	Xavier	63 41
													172	H	Indiana St.	72 49
													180	H	Ball St.	64 47
													185	H	Illinois St.	58 56
													189	N	Eastern Mich.	73 63
													240	H	Western Ill.	92 51
													279	H	Eastern Ill.	72 37
													289	H	Murray St.	86 65
													307	H	UMass Lowell	89 36
LAST 12 Division I GAMES:																
109	A	Seton Hall	62 83	170	A	Xavier	63 41									
126	A	St. John's (NY)	73 68	126	H	St. John's (NY)	66 45									
8	H	Marquette	58 87	109	H	Seton Hall	62 59									
38	H	DePaul	78 86	92	A	Georgetown	59 50									
104	A	Creighton	75 43	41	A	Villanova	63 55									
102	A	Providence	68 74	189	N	Eastern Mich.	73 63									

Non-Div I Games:

Butler

CSU Bakersfield

Through Games Of Feb. 5, 2019

Average RPI Win:	264	WON-LOST	WINNING	LAST 10	STRENGTH OF	OPP. STRENGTH	TEAM	ADJ.	CONF.	ADJ CONF.
Average RPI Loss:	219	RECORD	PCT. RANK	GAMES	SCHEDULE	OF SCHEDULE	RPI	RPI	RPI	RPI
DIV. I ONLY	7- 12	244	1- 0	324	315	274	274	30	30	
DIV. I NON-CONF.	2- 9	297	0- 0	281	278	314	314	30	30	
TOTALS	RPI 1-25	RPI 26-50	W-L RECORDS	RPI 51-100	RPI 101-150	RPI 150+				
7- 12	0- 0	0- 1	OVERALL	1- 0	0- 0	6- 11				
2- 3	0- 0	0- 0	HOME	1- 0	0- 0	1- 3				
5- 9	0- 0	0- 1	AWAY	0- 0	0- 0	5- 8				
0- 0	0- 0	0- 0	NEUTRAL	0- 0	0- 0	0- 0				
2- 9	0- 0	0- 1	NON-CONFERENCE	1- 0	0- 0	1- 8				
1- 1	0- 0	0- 0	HOME	1- 0	0- 0	0- 1				
1- 8	0- 0	0- 1	AWAY	0- 0	0- 0	1- 7				
0- 0	0- 0	0- 0	NEUTRAL	0- 0	0- 0	0- 0				
5- 3	0- 0	0- 0	CONFERENCE	0- 0	0- 0	5- 3				
1- 2	0- 0	0- 0	HOME	0- 0	0- 0	1- 2				
4- 1	0- 0	0- 0	AWAY	0- 0	0- 0	4- 1				
0- 0	0- 0	0- 0	NEUTRAL	0- 0	0- 0	0- 0				

RPI 1-25			RPI 26-50			RPI 51-100			RPI 101+ Team's RPI: 274		
RPI	S	Opponent	Score	RPI	S	Opponent	Score	RPI	S	Opponent	Score
				31	A	Oregon St.	52 92	84	H	Wright St.	76 74
								153	A	UC Irvine	78 85
								160	H	New Mexico St.	59 61
								169	H	UC Riverside	67 79
								176	A	North Texas	59 71
								203	A	SMU	43 49
								209	H	UTRGV	68 63
								220	A	UMKC	67 57
								256	A	Cal St. Fullerton	56 64
								269	A	Utah Valley	70 78
								278	A	UTEP	47 53
								287	H	California Baptist	45 68
								306	A	UC Santa Barbara	56 48
								322	A	Omaha	46 53
								327	A	San Jose St.	72 82
								340	A	Grand Canyon	59 46
								342	A	Seattle U	70 60
								345	A	Chicago St.	67 56
LAST 12 Division I GAMES:											
340	A	Grand Canyon	59 46	269	A	Utah Valley	70 78				
287	H	California Baptist	45 68	342	A	Seattle U	70 60				
345	A	Chicago St.	67 56	169	H	UC Riverside	67 79				
220	A	UMKC	67 57	31	A	Oregon St.	52 92				
160	H	New Mexico St.	59 61	176	A	North Texas	59 71				
209	H	UTRGV	68 63	203	A	SMU	43 49				

Non-Div I Games: Whittier 74 46 Westcliff 91 37

CSU Bakersfield

Loss, Non-Conf, S Site, H Home A Away N Neutral

Average RPI Win:	248	WON-LOST	WINNING	LAST 10	STRENGTH OF	OPP. STRENGTH	TEAM	ADJ.	CONF.	ADJ CONF.
Average RPI Loss:	68	RECORD	PCT. RANK	GAMES	SCHEDULE	OF SCHEDULE	RPI	RPI	RPI	RPI
DIV. I ONLY	11- 11	159	0- 1	128	127	144	144	21	21	
DIV. I NON-CONF.	6- 8	199	0- 1	127	48	162	162	20	20	
TOTALS	RPI 1-25	RPI 26-50	W-L RECORDS	RPI 51-100	RPI 101-150	RPI 150+				
11- 11	0- 2	0- 1	OVERALL	0- 6	1- 1	10- 1				
7- 3	0- 0	0- 0	HOME	0- 2	1- 1	6- 0				
4- 8	0- 2	0- 1	AWAY	0- 4	0- 0	4- 1				
0- 0	0- 0	0- 0	NEUTRAL	0- 0	0- 0	0- 0				
6- 8	0- 2	0- 1	NON-CONFERENCE	0- 4	1- 1	5- 0				
4- 2	0- 0	0- 0	HOME	0- 1	1- 1	3- 0				
2- 6	0- 2	0- 1	AWAY	0- 3	0- 0	2- 0				
0- 0	0- 0	0- 0	NEUTRAL	0- 0	0- 0	0- 0				
5- 3	0- 0	0- 0	CONFERENCE	0- 2	0- 0	5- 1				
3- 1	0- 0	0- 0	HOME	0- 1	0- 0	3- 0				
2- 2	0- 0	0- 0	AWAY	0- 1	0- 0	2- 1				
0- 0	0- 0	0- 0	NEUTRAL	0- 0	0- 0	0- 0				

RPI 1-25				RPI 26-50				RPI 51-100				RPI 101+ Team's RPI: 144			
RPI	S	Opponent	Score	RPI	S	Opponent	Score	RPI	S	Opponent	Score	RPI	S	Opponent	Score
4	A	Stanford	43 69	27	A	California	42 67	52	A	Southern California	42 58	111	H	Loyola Marymount	53 72
19	A	Drake	63 73					60	A	Boise St.	63 74	124	H	Washington St.	65 52
								68	H	Harvard	55 75	153	A	UC Irvine	61 65
								80	A	UC Davis	54 70	169	H	UC Riverside	69 56
								80	H	UC Davis	49 60	171	A	Santa Clara	53 38
								95	A	Idaho	73 88	249	A	Long Beach St.	51 37
												251	H	San Diego St.	77 74
												256	H	Cal St. Fullerton	74 44
												262	A	Hawaii	49 29
												287	H	California Baptist	73 67
												306	H	UC Santa Barbara	73 65
												322	A	Omaha	64 52
												327	H	San Jose St.	76 40
LAST 12 Division I GAMES:															
68	H	Harvard	55 75	262	A	Hawaii	49 29								
80	A	UC Davis	54 70	153	A	UC Irvine	61 65								
256	H	Cal St. Fullerton	74 44	306	H	UC Santa Barbara	73 65								
249	A	Long Beach St.	51 37	4	A	Stanford	43 69								
80	H	UC Davis	49 60	327	H	San Jose St.	76 40								
169	H	UC Riverside	69 56	52	A	Southern California	42 58								

Non-Div I Games:

CSUN

■ Loss,
 ■ Non-Conf,
 ■ S Site,
 ■ Home
 ■ Away
 N Neutral

Average RPI Win:	282	WON-LOST	WINNING	LAST 10	STRENGTH OF	OPP. STRENGTH	TEAM	ADJ.	CONF.	ADJ CONF.
Average RPI Loss:	170	RECORD	PCT. RANK	GAMES	SCHEDULE	OF SCHEDULE	RPI	RPI	RPI	RPI
DIV. I ONLY	3- 14	323	0- 1	263	202	324	324	21	21	
DIV. I NON-CONF.	2- 8	293	0- 0	261	79	299	299	20	20	
TOTALS	RPI 1-25	RPI 26-50	W-L RECORDS	RPI 51-100	RPI 101-150	RPI 150+				
3- 14	0- 0	0- 2	OVERALL	0- 1	0- 2	3- 9				
2- 5	0- 0	0- 0	HOME	0- 1	0- 1	2- 3				
1- 8	0- 0	0- 2	AWAY	0- 0	0- 1	1- 5				
0- 1	0- 0	0- 0	NEUTRAL	0- 0	0- 0	0- 1				
2- 8	0- 0	0- 2	NON-CONFERENCE	0- 1	0- 2	2- 3				
1- 3	0- 0	0- 0	HOME	0- 1	0- 1	1- 1				
1- 4	0- 0	0- 2	AWAY	0- 0	0- 1	1- 1				
0- 1	0- 0	0- 0	NEUTRAL	0- 0	0- 0	0- 1				
1- 6	0- 0	0- 0	CONFERENCE	0- 0	0- 0	1- 6				
1- 2	0- 0	0- 0	HOME	0- 0	0- 0	1- 2				
0- 4	0- 0	0- 0	AWAY	0- 0	0- 0	0- 4				
0- 0	0- 0	0- 0	NEUTRAL	0- 0	0- 0	0- 0				

RPI 1-25				RPI 26-50				RPI 51-100				RPI 101+ Team's RPI: 324			
RPI	S	Opponent	Score	RPI	S	Opponent	Score	RPI	S	Opponent	Score	RPI	S	Opponent	Score
				31	A	Oregon St.	54 79	53	H	Saint Mary's (CA)	51 69	128	A	Fresno St.	58 76
				49	A	UCLA	35 81					137	H	Pepperdine	63 70
												153	A	UC Irvine	57 73
												153	H	UC Irvine	59 75
												188	H	Illinois	51 74
												197	H	Eastern Wash.	59 55
												225	N	San Francisco	62 65
												236	A	Sacramento St.	85 88
												249	A	Long Beach St.	58 61
												256	A	Cal St. Fullerton	64 78
												262	A	Hawaii	52 70
												262	H	Hawaii	54 71
												306	H	UC Santa Barbara	75 67
												342	A	Seattle U	60 50
LAST 12 Division I GAMES:															
				262	A	Hawaii	52 70	153	H	UC Irvine	59 75				
				153	A	UC Irvine	57 73	49	A	UCLA	35 81				
				262	H	Hawaii	54 71	342	A	Seattle U	60 50				
				256	A	Cal St. Fullerton	64 78	53	H	Saint Mary's (CA)	51 69				
				249	A	Long Beach St.	58 61	197	H	Eastern Wash.	59 55				
				306	H	UC Santa Barbara	75 67	137	H	Pepperdine	63 70				

Non-Div I Games: Academy of Art 87 65

Cal Poly

■ Loss,
 ■ Non-Conf,
 ■ S Site,
 ■ H Home
 ■ A Away
 N Neutral

Average RPI Win:	287	WON-LOST	WINNING	LAST 10	STRENGTH OF	OPP. STRENGTH	TEAM	ADJ.	CONF.	ADJ CONF.
Average RPI Loss:	151	RECORD	PCT. RANK	GAMES	SCHEDULE	OF SCHEDULE	RPI	RPI	RPI	RPI
DIV. I ONLY	10- 9	149	0- 1	334	227	256	256	21	21	
DIV. I NON-CONF.	7- 5	132	0- 0	330	264	240	240	20	20	
TOTALS	RPI 1-25	RPI 26-50	W-L RECORDS	RPI 51-100	RPI 101-150	RPI 150+				
10- 9	0- 0	0- 0	OVERALL	0- 3	0- 2	10- 4				
5- 5	0- 0	0- 0	HOME	0- 2	0- 0	5- 3				
5- 4	0- 0	0- 0	AWAY	0- 1	0- 2	5- 1				
0- 0	0- 0	0- 0	NEUTRAL	0- 0	0- 0	0- 0				
7- 5	0- 0	0- 0	NON-CONFERENCE	0- 1	0- 1	7- 3				
3- 3	0- 0	0- 0	HOME	0- 1	0- 0	3- 2				
4- 2	0- 0	0- 0	AWAY	0- 0	0- 1	4- 1				
0- 0	0- 0	0- 0	NEUTRAL	0- 0	0- 0	0- 0				
3- 4	0- 0	0- 0	CONFERENCE	0- 2	0- 1	3- 1				
2- 2	0- 0	0- 0	HOME	0- 1	0- 0	2- 1				
1- 2	0- 0	0- 0	AWAY	0- 1	0- 1	1- 0				
0- 0	0- 0	0- 0	NEUTRAL	0- 0	0- 0	0- 0				

RPI S	Opponent	Score	RPI S	Opponent	Score	RPI S	Opponent	Score	RPI S	Opponent	Score	Team's RPI: 256
						80	A UC Davis	51 75	135	A Washington	74 83	
						80	H UC Davis	39 75	144	A CSUN	44 74	
						81	H Pacific	64 72	166	A Portland	74 83	
									171	H Santa Clara	60 64	
									226	H Dartmouth	67 62	
									249	H Long Beach St.	53 59	
									251	H San Diego St.	72 83	
									262	H Hawaii	72 68	
									264	A Columbia	61 58	
									269	H Utah Valley	56 55	
									274	H CSU Bakersfield	64 56	
									287	A California Baptist	79 65	
									306	A UC Santa Barbara	59 52	
									320	A Saint Peter's	69 45	
									324	H Cal Poly	78 64	
									342	A Seattle U	57 54	
LAST 12 Division I GAMES:												
249	H	Long Beach St.	53	59	262	H	Hawaii	72	68			
144	A	CSUN	44	74	269	H	Utah Valley	56	55			
80	H	UC Davis	39	75	81	H	Pacific	64	72			
306	A	UC Santa Barbara	59	52	320	A	Saint Peter's	69	45			
324	H	Cal Poly	78	64	264	A	Columbia	61	58			
80	A	UC Davis	51	75	274	H	CSU Bakersfield	64	56			

Non-Div I Games: Antelope Valley 77 65

Cal St. Fullerton

■ Loss,
■ Non-Conf,
■ S Site,
■ H Home
■ A Away
N Neutral

California

Through Games Of Feb. 5, 2019

Average RPI Win:	119	WON-LOST	WINNING	LAST 10	STRENGTH OF	OPP. STRENGTH	TEAM	ADJ.	CONF.	ADJ CONF.
Average RPI Loss:	35	RECORD	PCT. RANK	GAMES	SCHEDULE	OF SCHEDULE	RPI	RPI	RPI	RPI
DIV. I ONLY	14- 7	89	0- 1	27	4	27	27	2	2	
DIV. I NON-CONF.	9- 2	43	0- 0	45	28	22	22	2	2	
TOTALS	RPI 1-25	RPI 26-50	W-L RECORDS	RPI 51-100	RPI 101-150	RPI 150+				
14- 7	1- 3	1- 2	OVERALL	3- 2	7- 0	2- 0				
7- 3	1- 1	0- 1	HOME	1- 1	4- 0	1- 0				
5- 4	0- 2	1- 1	AWAY	1- 1	2- 0	1- 0				
2- 0	0- 0	0- 0	NEUTRAL	1- 0	1- 0	0- 0				
9- 2	0- 1	1- 0	NON-CONFERENCE	2- 1	4- 0	2- 0				
3- 2	0- 1	0- 0	HOME	0- 1	2- 0	1- 0				
4- 0	0- 0	1- 0	AWAY	1- 0	1- 0	1- 0				
2- 0	0- 0	0- 0	NEUTRAL	1- 0	1- 0	0- 0				
5- 5	1- 2	0- 2	CONFERENCE	1- 1	3- 0	0- 0				
4- 1	1- 0	0- 1	HOME	1- 0	2- 0	0- 0				
1- 4	0- 2	0- 1	AWAY	0- 1	1- 0	0- 0				
0- 0	0- 0	0- 0	NEUTRAL	0- 0	0- 0	0- 0				

RPI S	Opponent	Score	RPI S	Opponent	Score	Team's RPI: 27	RPI S	Opponent	Score	RPI S	Opponent	Score
4	A Stanford	50 75	29	A Utah	74 87		52	H Southern California	66 59	112	H Houston	80 79
4	H Stanford	81 80	32	A BYU	70 52		53	A Saint Mary's (CA)	81 78	114	A Penn St.	75 58
6	H UConn	66 76	49	H UCLA	79 84		68	H Harvard	79 85	122	N Tulane	65 57
17	A Arizona St.	61 62					72	A Arizona	55 60	124	H Washington St.	77 63
							81	N Pacific	81 69	131	A Colorado	80 60
										135	H Washington	79 70
										144	H CSUN	67 42
										254	A San Diego	70 53
										306	H UC Santa Barbara	69 45
LAST 12 Division I GAMES:												
4	A Stanford	50 75	17	A Arizona St.	61 62							
4	H Stanford	81 80	72	A Arizona	55 60							
131	A Colorado	80 60	52	H Southern California	66 59							
29	A Utah	74 87	49	H UCLA	79 84							
135	H Washington	79 70	68	H Harvard	79 85							
124	H Washington St.	77 63	6	H UConn	66 76							

Non-Div I Games:

California

■ Loss,
■ Non-Conf, S Site,
■ Home
■ Away
N Neutral

Average RPI Win: 279		WON-LOST	WINNING	LAST 10	STRENGTH OF	OPP. STRENGTH	TEAM	ADJ.	CONF.	ADJ CONF.
Average RPI Loss: 195		RECORD	PCT. RANK	GAMES	SCHEDULE	OF SCHEDULE	RPI	RPI	RPI	RPI
DIV. I ONLY		7- 10	225	1- 0	325	309	287	287	30	30
DIV. I NON-CONF.		3- 6	241	0- 0	267	238	262	262	30	30
TOTALS		RPI 1-25	RPI 26-50		W-L RECORDS		RPI 51-100	RPI 101-150	RPI 150+	
7- 10	0- 0		0- 1		OVERALL		0- 1	0- 1	7- 7	
4- 3	0- 0		0- 0		HOME		0- 1	0- 0	4- 2	
3- 6	0- 0		0- 0		AWAY		0- 0	0- 1	3- 5	
0- 1	0- 0		0- 1		NEUTRAL		0- 0	0- 0	0- 0	
3- 6	0- 0		0- 1		NON-CONFERENCE		0- 1	0- 1	3- 3	
1- 2	0- 0		0- 0		HOME		0- 1	0- 0	1- 1	
2- 3	0- 0		0- 0		AWAY		0- 0	0- 1	2- 2	
0- 1	0- 0		0- 1		NEUTRAL		0- 0	0- 0	0- 0	
4- 4	0- 0		0- 0		CONFERENCE		0- 0	0- 0	4- 4	
3- 1	0- 0		0- 0		HOME		0- 0	0- 0	3- 1	
1- 3	0- 0		0- 0		AWAY		0- 0	0- 0	1- 3	
0- 0	0- 0		0- 0		NEUTRAL		0- 0	0- 0	0- 0	

RPI 1-25				RPI 26-50				RPI 51-100				RPI 101+				Team's RPI: 287	
RPI	S	Opponent	Score	RPI	S	Opponent	Score	RPI	S	Opponent	Score	RPI	S	Opponent	Score		
				32	N	BYU	69 76	75	H	Idaho St.	57 72	144	A	CSUN	67 73		
												160	A	New Mexico St.	69 76		
												169	H	UC Riverside	65 57		
												209	A	UTRGV	56 60		
												220	H	UMKC	74 78		
												249	A	Long Beach St.	85 83		
												251	A	San Diego St.	67 83		
												256	H	Cal St. Fullerton	65 79		
												265	A	Northern Ariz.	88 91		
												269	H	Utah Valley	83 54		
												274	A	CSU Bakersfield	68 45		
												306	A	UC Santa Barbara	76 64		
												340	A	Grand Canyon	71 75		
												342	H	Seattle U	100 83		
												345	H	Chicago St.	89 52		
LAST 12 Division I GAMES:																	
				342	H	Seattle U	100 83	209	A	UTRGV	56 60						
				269	H	Utah Valley	83 54	160	A	New Mexico St.	69 76						
				340	A	Grand Canyon	71 75	306	A	UC Santa Barbara	76 64						
				274	A	CSU Bakersfield	68 45	169	H	UC Riverside	65 57						
				345	H	Chicago St.	89 52	144	A	CSUN	67 73						
				220	H	UMKC	74 78	32	N	BYU	69 76						

Non-Div I Games:	La Sierra	91	44	Notre Dame de Namur	80	47	Fresno Pacific	93	71	Westcliff	133	43	California Baptist
------------------	-----------	----	----	---------------------	----	----	----------------	----	----	-----------	-----	----	--------------------

Loss, Non-Conf, S Site, H Home A Away N Neutral

Average RPI Win:	305	WON-LOST	WINNING	LAST 10	STRENGTH OF	OPP. STRENGTH	TEAM	ADJ.	CONF.	ADJ CONF.
Average RPI Loss:	169	RECORD	PCT. RANK	GAMES	SCHEDULE	OF SCHEDULE	RPI	RPI	RPI	RPI
DIV. I ONLY	11- 8	127	1- 0	336	330	253	253	28	28	
DIV. I NON-CONF.	6- 3	91	1- 0	329	318	213	213	29	29	
TOTALS	RPI 1-25	RPI 26-50	W-L RECORDS	RPI 51-100	RPI 101-150	RPI 150+				
11- 8	0- 0	0- 0	OVERALL	0- 1	0- 3	11- 4				
5- 5	0- 0	0- 0	HOME	0- 1	0- 1	5- 3				
5- 3	0- 0	0- 0	AWAY	0- 0	0- 2	5- 1				
1- 0	0- 0	0- 0	NEUTRAL	0- 0	0- 0	1- 0				
6- 3	0- 0	0- 0	NON-CONFERENCE	0- 1	0- 1	6- 1				
2- 2	0- 0	0- 0	HOME	0- 1	0- 0	2- 1				
3- 1	0- 0	0- 0	AWAY	0- 0	0- 1	3- 0				
1- 0	0- 0	0- 0	NEUTRAL	0- 0	0- 0	1- 0				
5- 5	0- 0	0- 0	CONFERENCE	0- 0	0- 2	5- 3				
3- 3	0- 0	0- 0	HOME	0- 0	0- 1	3- 2				
2- 2	0- 0	0- 0	AWAY	0- 0	0- 1	2- 1				
0- 0	0- 0	0- 0	NEUTRAL	0- 0	0- 0	0- 0				

RPI S	Opponent	Score	RPI S	Opponent	Score	RPI S	Opponent	Score	RPI S	Opponent	Score	Team's RPI: 253
66	H Old Dominion	59	83	103	A Boston College	56	76	116	H Radford	52	56	
				127	A High Point	60	65	192	H Hampton	52	46	
				195	A UNC Asheville	52	60	221	H Howard	64	69	
				255	H Gardner-Webb	38	52	266	A Norfolk St.	57	49	
				268	H Winthrop	46	59	291	H Col. of Charleston	66	65	
				313	H UNC Greensboro	53	49	314	A FIU	59	54	
				315	A Charleston So.	60	58	322	N Omaha	65	52	
				334	H Presbyterian	51	46	335	A Western Caro.	63	37	
				337	H USC Upstate	61	41	341	A Longwood	66	60	
LAST 12 Division I GAMES:												
314	A FIU	59	54	268	H Winthrop	46	59	195	A UNC Asheville	52	60	
337	H USC Upstate	61	41	315	A Charleston So.	60	58	255	H Gardner-Webb	38	52	
341	A Longwood	66	60	334	H Presbyterian	51	46	103	A Boston College	56	76	
116	H Radford	52	56									
127	A High Point	60	65									
192	H Hampton	52	46									

Non-Div I Games: William Peace 65 36 Columbia (SC) 93 46

Campbell

Loss, Non-Conf, S Site, H Home A Away N Neutral

Average RPI Win:	294	WON-LOST	WINNING	LAST 10	STRENGTH OF	OPP. STRENGTH	TEAM	ADJ.	CONF.	ADJ CONF.
Average RPI Loss:	163	RECORD	PCT. RANK	GAMES	SCHEDULE	OF SCHEDULE	RPI	RPI	RPI	RPI
DIV. I ONLY	9- 12	216	1- 0	301	253	275	275	27	27	
DIV. I NON-CONF.	2- 9	297	0- 0	225	231	309	309	28	28	
TOTALS	RPI 1-25	RPI 26-50	W-L RECORDS	RPI 51-100	RPI 101-150	RPI 150+				
9- 12	0- 1	0- 0	OVERALL	0- 2	0- 3	9- 6				
5- 7	0- 1	0- 0	HOME	0- 2	0- 2	5- 2				
4- 5	0- 0	0- 0	AWAY	0- 0	0- 1	4- 4				
0- 0	0- 0	0- 0	NEUTRAL	0- 0	0- 0	0- 0				
2- 9	0- 1	0- 0	NON-CONFERENCE	0- 1	0- 2	2- 5				
1- 5	0- 1	0- 0	HOME	0- 1	0- 1	1- 2				
1- 4	0- 0	0- 0	AWAY	0- 0	0- 1	1- 3				
0- 0	0- 0	0- 0	NEUTRAL	0- 0	0- 0	0- 0				
7- 3	0- 0	0- 0	CONFERENCE	0- 1	0- 1	7- 1				
4- 2	0- 0	0- 0	HOME	0- 1	0- 1	4- 0				
3- 1	0- 0	0- 0	AWAY	0- 0	0- 0	3- 1				
0- 0	0- 0	0- 0	NEUTRAL	0- 0	0- 0	0- 0				

RPI 1-25				RPI 26-50				RPI 51-100				RPI 101+ Team's RPI: 275			
RPI	S	Opponent	Score	RPI	S	Opponent	Score	RPI	S	Opponent	Score	RPI	S	Opponent	Score
25	H	Buffalo	66 84					55	H	Miami (OH)	59 62	125	H	Youngstown St.	36 62
								62	H	Quinnipiac	42 55	147	A	Akron	53 62
												150	H	Marist	66 71
												193	A	Rider	62 49
												202	A	St. Bonaventure	94 100
												209	H	UTRGV	53 57
												218	H	Bowling Green	53 74
												227	A	Monmouth	61 67
												231	A	Colgate	53 67
												238	A	Albany (NY)	48 42
												273	H	Vermont	67 46
												304	A	Oakland	60 71
												318	H	Fairfield	53 50
												319	H	Manhattan	47 44
												320	A	Saint Peter's	75 62
												320	H	Saint Peter's	78 59
												333	A	Iona	48 40
												333	H	Iona	67 47
LAST 12 Division I GAMES:															
320	H	Saint Peter's	78 59	320	A	Saint Peter's	75 62								
333	H	Iona	67 47	333	A	Iona	48 40								
193	A	Rider	62 49	150	H	Marist	66 71								
227	A	Monmouth	61 67	319	H	Manhattan	47 44								
62	H	Quinnipiac	42 55	273	H	Vermont	67 46								
318	H	Fairfield	53 50	147	A	Akron	53 62								

Non-Div I Games:

Canisius

■ Loss,
 ■ Non-Conf, S Site,
 ■ Home
 ■ Away
 N Neutral

Central Ark.

Through Games Of Feb. 5, 2019

Average RPI Win:	331	WON-LOST	WINNING	LAST 10	STRENGTH OF	OPP. STRENGTH	TEAM	ADJ.	CONF.	ADJ CONF.
Average RPI Loss:	154	RECORD	PCT. RANK	GAMES	SCHEDULE	OF SCHEDULE	RPI	RPI	RPI	RPI
DIV. I ONLY	4- 12	298	1- 0	246	278	293	293	26	26	
DIV. I NON-CONF.	1- 5	311	0- 0	223	153	279	279	23	23	
TOTALS	RPI 1-25	RPI 26-50	W-L RECORDS	RPI 51-100	RPI 101-150	RPI 150+				
4- 12	0- 1	0- 0	OVERALL	0- 3	0- 2	4- 6				
2- 4	0- 0	0- 0	HOME	0- 1	0- 1	2- 2				
2- 8	0- 1	0- 0	AWAY	0- 2	0- 1	2- 4				
0- 0	0- 0	0- 0	NEUTRAL	0- 0	0- 0	0- 0				
1- 5	0- 1	0- 0	NON-CONFERENCE	0- 1	0- 2	1- 1				
0- 1	0- 0	0- 0	HOME	0- 0	0- 1	0- 0				
1- 4	0- 1	0- 0	AWAY	0- 1	0- 1	1- 1				
0- 0	0- 0	0- 0	NEUTRAL	0- 0	0- 0	0- 0				
3- 7	0- 0	0- 0	CONFERENCE	0- 2	0- 0	3- 5				
2- 3	0- 0	0- 0	HOME	0- 1	0- 0	2- 2				
1- 4	0- 0	0- 0	AWAY	0- 1	0- 0	1- 3				
0- 0	0- 0	0- 0	NEUTRAL	0- 0	0- 0	0- 0				

RPI 1-25				RPI 26-50				RPI 51-100				RPI 101+ Team's RPI: 293			
RPI	S	Opponent	Score	RPI	S	Opponent	Score	RPI	S	Opponent	Score	RPI	S	Opponent	Score
18	A	Texas A&M	27 84					59	A	Kansas St.	54 70	106	H	South Alabama	50 58
								61	H	SFA	53 59	148	A	Oklahoma	52 65
								71	A	Lamar University	37 57	158	A	Abilene Christian	70 77
												184	H	Nicholls St.	60 64
												206	A	Sam Houston St.	62 66
												258	H	A&M-Corpus Christi	65 73
												272	A	Southeastern La.	53 62
												305	A	Jackson St.	56 65
												312	A	New Orleans	62 60
												325	H	Incarnate Word	74 43
												336	H	Northwestern St.	74 52
												350	A	Alcorn	57 46
LAST 12 Division I GAMES:															
336	H	Northwestern St.	74 52	71	A	Lamar University	37 57								
61	H	SFA	53 59	206	A	Sam Houston St.	62 66								
158	A	Abilene Christian	70 77	272	A	Southeastern La.	53 62								
312	A	New Orleans	62 60	258	H	A&M-Corpus Christi	65 73								
184	H	Nicholls St.	60 64	59	A	Kansas St.	54 70								
325	H	Incarnate Word	74 43	18	A	Texas A&M	27 84								

Non-Div I Games: Central Baptist 55 34 Crowley's Ridge 91 33 Williams Baptist 70 35 Hendrix 72 40
Central Ark.

Loss, Non-Conf, S Site, H Home A Away N Neutral

Average RPI Win:	287	WON-LOST	WINNING	LAST 10	STRENGTH OF	OPP. STRENGTH	TEAM	ADJ.	CONF.	ADJ CONF.
Average RPI Loss:	191	RECORD	PCT. RANK	GAMES	SCHEDULE	OF SCHEDULE	RPI	RPI	RPI	RPI
DIV. I ONLY	6- 13	269	1- 0	292	307	298	298	31	31	
DIV. I NON-CONF.	3- 7	256	0- 0	141	190	214	214	31	31	
TOTALS	RPI 1-25	RPI 26-50	W-L RECORDS	RPI 51-100	RPI 101-150	RPI 150+				
6- 13	0- 2	0- 0	OVERALL	0- 2	0- 1	6- 8				
4- 5	0- 1	0- 0	HOME	0- 1	0- 1	4- 2				
2- 8	0- 1	0- 0	AWAY	0- 1	0- 0	2- 6				
0- 0	0- 0	0- 0	NEUTRAL	0- 0	0- 0	0- 0				
3- 7	0- 2	0- 0	NON-CONFERENCE	0- 2	0- 1	3- 2				
1- 3	0- 1	0- 0	HOME	0- 1	0- 1	1- 0				
2- 4	0- 1	0- 0	AWAY	0- 1	0- 0	2- 2				
0- 0	0- 0	0- 0	NEUTRAL	0- 0	0- 0	0- 0				
3- 6	0- 0	0- 0	CONFERENCE	0- 0	0- 0	3- 6				
3- 2	0- 0	0- 0	HOME	0- 0	0- 0	3- 2				
0- 4	0- 0	0- 0	AWAY	0- 0	0- 0	0- 4				
0- 0	0- 0	0- 0	NEUTRAL	0- 0	0- 0	0- 0				

RPI 1-25				RPI 26-50				RPI 51-100				RPI 101+ Team's RPI: 298			
RPI	S	Opponent	Score	RPI	S	Opponent	Score	RPI	S	Opponent	Score	RPI	S	Opponent	Score
15	A	Rutgers	44 73					88	A	Yale	46 58	136	H	Lehigh	62 88
25	H	Buffalo	69 82					96	H	Hartford	52 54	205	H	Saint Francis (PA)	73 62
												207	A	Massachusetts	59 74
												214	H	Robert Morris	57 64
												238	A	Albany (NY)	60 53
												239	A	Brown	63 68
												243	A	Sacred Heart	61 66
												246	A	Mt. St. Mary's	53 84
												299	A	Bryant	60 72
												299	H	Bryant	66 65
												301	A	Morgan St.	60 36
												326	H	Wagner	63 75
												328	H	New Hampshire	56 47
												344	A	Fairleigh Dickinson	67 74
												351	H	LIU Brooklyn	63 57
LAST 12 Division I GAMES:															
299	H	Bryant	66 65	344	A	Fairleigh Dickinson	67 74								
351	H	LIU Brooklyn	63 57	326	H	Wagner	63 75								
299	A	Bryant	60 72	243	A	Sacred Heart	61 66								
214	H	Robert Morris	57 64	96	H	Hartford	52 54								
205	H	Saint Francis (PA)	73 62	88	A	Yale	46 58								
246	A	Mt. St. Mary's	53 84	328	H	New Hampshire	56 47								

Non-Div I Games:

Central Conn. St.

■ Loss,
 ■ Non-Conf, S Site,
 ■ Home
 ■ Away
 N Neutral

GENERAL RECORD				THROUGH GAMES OF FEB. 5, 1919						
Average RPI Win:	122	WON-LOST	WINNING	LAST 10	STRENGTH OF	OPP. STRENGTH	TEAM	ADJ.	CONF.	ADJ CONF.
Average RPI Loss:	58	RECORD	PCT. RANK	GAMES	SCHEDULE	OF SCHEDULE	RPI	RPI	RPI	RPI
DIV. I ONLY	15- 5	52	1- 0	23	44	21	21	7	7	
DIV. I NON-CONF.	9- 3	61	0- 0	86	7	35	35	8	8	

TOTALS	RPI 1-25	RPI 26-50		W-L RECORDS		RPI 51-100	RPI 101-150	RPI 150+		
15- 5	2- 1	2- 1		OVERALL		3- 2	4- 1	4- 0		
6- 3	2- 1	0- 1		HOME		0- 1	2- 0	2- 0		
8- 1	0- 0	2- 0		AWAY		3- 1	1- 0	2- 0		
1- 1	0- 0	0- 0		NEUTRAL		0- 0	1- 1	0- 0		
9- 3	1- 1	1- 1		NON-CONFERENCE		1- 0	3- 1	3- 0		
3- 2	1- 1	0- 1		HOME		0- 0	1- 0	1- 0		
5- 0	0- 0	1- 0		AWAY		1- 0	1- 0	2- 0		
1- 1	0- 0	0- 0		NEUTRAL		0- 0	1- 1	0- 0		
6- 2	1- 0	1- 0		CONFERENCE		2- 2	1- 0	1- 0		
3- 1	1- 0	0- 0		HOME		0- 1	1- 0	1- 0		
3- 1	0- 0	1- 0		AWAY		2- 1	0- 0	0- 0		
0- 0	0- 0	0- 0		NEUTRAL		0- 0	0- 0	0- 0		

RPI 1-25				Team's RPI: 21		RPI 26-50				RPI 51-100				RPI 101+								
RPI	S	Opponent	Score		RPI	S	Opponent	Score		RPI	S	Opponent	Score		RPI	S	Opponent	Score				
3	H	Louisville	68	72	26	A	Miami (FL)	90	80	55	H	Miami (OH)	67	70	101	A	Virginia	74	61			
14	H	UCF	75	68	28	H	South Dakota St.	71	80	62	A	Quinnipiac	67	52	118	H	Western Ky.	108	90			
25	H	Buffalo	76	65	40	A	Ohio	88	70	75	A	Kent St.	82	75	122	N	Tulane	57	68			
																		130	N	Chattanooga	73	50
																		147	H	Akron	94	71
																		173	A	Vanderbilt	66	57
																		189	H	Eastern Mich.	71	61
																		304	H	Oakland	104	61
																		333	A	Iona	82	39
LAST 12 Division I GAMES:																						
						25	H	Buffalo	76	65	40	A	Ohio	88	70							
						189	H	Eastern Mich.	71	61	147	H	Akron	94	71							
						83	A	Toledo	59	62	26	A	Miami (FL)	90	80							
						75	A	Kent St.	82	75	122	N	Tulane	57	68							
						55	H	Miami (OH)	67	70	3	H	Louisville	68	72							
						98	A	Northern Ill.	89	66	173	A	Vanderbilt	66	57							

Non-Div I Games:

Central Mich.

Loss, Non-Conf, S Site, H Home A Away N Neutral

Average RPI Win: 302		WON-LOST	WINNING	LAST 10	STRENGTH OF		OPP. STRENGTH	TEAM	ADJ.	CONF.	ADJ CONF.
Average RPI Loss: 207		RECORD	PCT. RANK	GAMES	SCHEDULE		OF SCHEDULE	RPI	RPI	RPI	RPI
DIV. I ONLY		4- 14	309	1- 0	288		336	315	315	28	28
DIV. I NON-CONF.		0- 8	336	0- 0	276		312	348	348	29	29
TOTALS		RPI 1-25	RPI 26-50		W-L RECORDS		RPI 51-100	RPI 101-150		RPI 150+	
4- 14		0- 0	0- 0		OVERALL		0- 0	0- 5		4- 9	
1- 6		0- 0	0- 0		HOME		0- 0	0- 3		1- 3	
3- 8		0- 0	0- 0		AWAY		0- 0	0- 2		3- 6	
0- 0		0- 0	0- 0		NEUTRAL		0- 0	0- 0		0- 0	
0- 8		0- 0	0- 0		NON-CONFERENCE		0- 0	0- 3		0- 5	
0- 3		0- 0	0- 0		HOME		0- 0	0- 2		0- 1	
0- 5		0- 0	0- 0		AWAY		0- 0	0- 1		0- 4	
0- 0		0- 0	0- 0		NEUTRAL		0- 0	0- 0		0- 0	
4- 6		0- 0	0- 0		CONFERENCE		0- 0	0- 2		4- 4	
1- 3		0- 0	0- 0		HOME		0- 0	0- 1		1- 2	
3- 3		0- 0	0- 0		AWAY		0- 0	0- 1		3- 2	
0- 0		0- 0	0- 0		NEUTRAL		0- 0	0- 0		0- 0	

RPI 1-25				RPI 26-50				RPI 51-100				RPI 101+				Team's RPI: 315	
RPI	S	Opponent	Score	RPI	S	Opponent	Score	RPI	S	Opponent	Score	RPI	S	Opponent	Score		
												107	A	Georgia	75	83	
												116	H	Radford	41	67	
												127	A	High Point	64	71	
												133	H	Davidson	34	72	
												142	H	Tennessee Tech	55	77	
												192	H	Hampton	66	74	
												195	H	UNC Asheville	70	59	
												208	A	Florida	60	70	
												223	H	Jacksonville	58	68	
												253	H	Campbell	58	60	
												255	A	Gardner-Webb	65	75	
												268	A	Winthrop	52	57	
												286	A	North Florida	76	82	
												290	A	South Carolina St.	58	67	
												291	A	Col. of Charleston	52	79	
												334	A	Presbyterian	63	55	
												337	A	USC Upstate	78	75	
												341	A	Longwood	81	74	
LAST 12 Division I GAMES:																	
				195	H	UNC Asheville	70	59	341	A	Longwood	81	74				
				334	A	Presbyterian	63	55	253	H	Campbell	58	60				
				255	A	Gardner-Webb	65	75	268	A	Winthrop	52	57				
				127	A	High Point	64	71	192	H	Hampton	66	74				
				337	A	USC Upstate	78	75	208	A	Florida	60	70				
				116	H	Radford	41	67	291	A	Col. of Charleston	52	79				

Non-Div I Games:	Converse	101	50	Columbia (SC)	89	57	Erskine	74	50
-------------------------	----------	-----	----	---------------	----	----	---------	----	----

Charleston So.

■ Loss, ■ Non-Conf, S Site, H Home A Away N Neutral

Average RPI Win:	226	WON-LOST	WINNING	LAST 10	STRENGTH OF	OPP. STRENGTH	TEAM	ADJ.	CONF.	ADJ CONF.
Average RPI Loss:	140	RECORD	PCT. RANK	GAMES	SCHEDULE	OF SCHEDULE	RPI	RPI	RPI	RPI
DIV. I ONLY	12- 10	147	1- 0	178	197	162	162	14	14	
DIV. I NON-CONF.	8- 4	91	1- 0	87	280	78	78	18	18	
TOTALS	RPI 1-25	RPI 26-50	W-L RECORDS	RPI 51-100	RPI 101-150	RPI 150+				
12- 10	0- 0	0- 1	OVERALL	1- 1	2- 3	9- 5				
10- 1	0- 0	0- 0	HOME	1- 1	1- 0	8- 0				
1- 9	0- 0	0- 1	AWAY	0- 0	1- 3	0- 5				
1- 0	0- 0	0- 0	NEUTRAL	0- 0	0- 0	1- 0				
8- 4	0- 0	0- 0	NON-CONFERENCE	1- 1	2- 2	5- 1				
6- 1	0- 0	0- 0	HOME	1- 1	1- 0	4- 0				
1- 3	0- 0	0- 0	AWAY	0- 0	1- 2	0- 1				
1- 0	0- 0	0- 0	NEUTRAL	0- 0	0- 0	1- 0				
4- 6	0- 0	0- 1	CONFERENCE	0- 0	0- 1	4- 4				
4- 0	0- 0	0- 0	HOME	0- 0	0- 0	4- 0				
0- 6	0- 0	0- 1	AWAY	0- 0	0- 1	0- 4				
0- 0	0- 0	0- 0	NEUTRAL	0- 0	0- 0	0- 0				

RPI 1-25				RPI 26-50				RPI 51-100				RPI 101+				Team's RPI: 162	
RPI	S	Opponent	Score	RPI	S	Opponent	Score	RPI	S	Opponent	Score	RPI	S	Opponent	Score		
				37	A	Rice	51 61	84	H	Wright St.	88 85	101	A	Virginia	61 65		
								97	H	Wake Forest	43 69	118	A	Western Ky.	58 76		
												133	H	Davidson	78 66		
												136	A	Lehigh	62 60		
												139	A	Fordham	64 71		
												157	A	Mercer	40 57		
												159	A	Louisiana Tech	51 88		
												176	A	North Texas	63 68		
												186	A	Southern Miss.	54 65		
												195	H	UNC Asheville	70 53		
												216	H	East Carolina	52 46		
												230	A	Marshall	62 63		
												241	N	Liberty	63 61		
												267	H	Bethune-Cookman	73 69		
												276	H	UTSA	66 54		
												278	H	UTEP	62 39		
												284	H	Wofford	85 63		
												288	H	Fla. Atlantic	68 47		
												314	H	FIU	69 54		
LAST 12 Division I GAMES:																	
				136	A	Lehigh	62 60	186	A	Southern Miss.	54 65						
				176	A	North Texas	63 68	288	H	Fla. Atlantic	68 47						
				37	A	Rice	51 61	314	H	FIU	69 54						
				278	H	UTEP	62 39	230	A	Marshall	62 63						
				276	H	UTSA	66 54	118	A	Western Ky.	58 76						
				159	A	Louisiana Tech	51 88	101	A	Virginia	61 65						

Non-Div I Games:

Charlotte

■ Loss,
 ■ Non-Conf,
 ■ S Site,
 ■ H Home
 ■ A Away
 N Neutral

Chattanooga

Through Games Of Feb. 5, 2019

Average RPI Win:	239	WON-LOST	WINNING	LAST 10	STRENGTH OF	OPP. STRENGTH	TEAM	ADJ.	CONF.	ADJ CONF.
Average RPI Loss:	59	RECORD	PCT. RANK	GAMES	SCHEDULE	OF SCHEDULE	RPI	RPI	RPI	RPI
DIV. I ONLY	10- 11	178	1- 0	38	155	130	130	25	25	
DIV. I NON-CONF.	4- 10	264	1- 0	3	67	89	89	25	25	
TOTALS	RPI 1-25	RPI 26-50	W-L RECORDS	RPI 51-100	RPI 101-150	RPI 150+				
10- 11	0- 4	0- 1	OVERALL	1- 3	0- 2	9- 1				
6- 5	0- 2	0- 1	HOME	0- 1	0- 1	6- 0				
2- 4	0- 1	0- 0	AWAY	0- 1	0- 1	2- 1				
2- 2	0- 1	0- 0	NEUTRAL	1- 1	0- 0	1- 0				
4- 10	0- 4	0- 1	NON-CONFERENCE	1- 3	0- 2	3- 0				
1- 5	0- 2	0- 1	HOME	0- 1	0- 1	1- 0				
1- 3	0- 1	0- 0	AWAY	0- 1	0- 1	1- 0				
2- 2	0- 1	0- 0	NEUTRAL	1- 1	0- 0	1- 0				
6- 1	0- 0	0- 0	CONFERENCE	0- 0	0- 0	6- 1				
5- 0	0- 0	0- 0	HOME	0- 0	0- 0	5- 0				
1- 1	0- 0	0- 0	AWAY	0- 0	0- 0	1- 1				
0- 0	0- 0	0- 0	NEUTRAL	0- 0	0- 0	0- 0				

RPI 1-25				RPI 26-50				RPI 51-100				RPI 101+ Team's RPI: 130			
RPI	S	Opponent	Score	RPI	S	Opponent	Score	RPI	S	Opponent	Score	RPI	S	Opponent	Score
3	H	Louisville	49 75	28	H	South Dakota St.	54 71	56	A	Virginia Tech	59 74	108	A	Northern Colo.	65 68
9	H	NC State	58 78					58	N	Middle Tenn.	47 58	132	H	UT Martin	79 81
14	A	UCF	37 75					64	H	Belmont	51 67	157	A	Mercer	58 65
21	N	Central Mich.	50 73					77	N	Maine	66 61	192	A	Hampton	58 50
												196	N	Saint Louis	71 61
												241	H	Liberty	75 60
												244	H	Furman	73 53
												247	H	ETSU	76 67
												261	A	Samford	73 63
												284	H	Wofford	89 82
												313	H	UNC Greensboro	64 54
												335	H	Western Caro.	72 58
LAST 12 Division I GAMES:															
				77	N	Maine	66 61	284	H	Wofford	89 82				
				313	H	UNC Greensboro	64 54	247	H	ETSU	76 67				
				335	H	Western Caro.	72 58	58	N	Middle Tenn.	47 58				
				261	A	Samford	73 63	9	H	NC State	58 78				
				157	A	Mercer	58 65	64	H	Belmont	51 67				
				244	H	Furman	73 53	108	A	Northern Colo.	65 68				

Non-Div I Games: Lee 61 55

Chattanooga

Loss, Non-Conf, S Site, H Home A Away N Neutral

Average RPI Win:	340	WON-LOST	WINNING	LAST 10	STRENGTH OF	OPP. STRENGTH	TEAM	ADJ.	CONF.	ADJ CONF.
Average RPI Loss:	215	RECORD	PCT. RANK	GAMES	SCHEDULE	OF SCHEDULE	RPI	RPI	RPI	RPI
DIV. I ONLY	1- 20	348	0- 1	256	341	345	345	30	30	
DIV. I NON-CONF.	0- 13	336	0- 0	179	329	341	341	30	30	
TOTALS	RPI 1-25	RPI 26-50	W-L RECORDS	RPI 51-100	RPI 101-150	RPI 150+				
1- 20	0- 0	0- 0	OVERALL	0- 2	0- 2	1- 16				
1- 9	0- 0	0- 0	HOME	0- 0	0- 1	1- 8				
0- 10	0- 0	0- 0	AWAY	0- 2	0- 1	0- 7				
0- 1	0- 0	0- 0	NEUTRAL	0- 0	0- 0	0- 1				
0- 13	0- 0	0- 0	NON-CONFERENCE	0- 2	0- 2	0- 9				
0- 5	0- 0	0- 0	HOME	0- 0	0- 1	0- 4				
0- 7	0- 0	0- 0	AWAY	0- 2	0- 1	0- 4				
0- 1	0- 0	0- 0	NEUTRAL	0- 0	0- 0	0- 1				
1- 7	0- 0	0- 0	CONFERENCE	0- 0	0- 0	1- 7				
1- 4	0- 0	0- 0	HOME	0- 0	0- 0	1- 4				
0- 3	0- 0	0- 0	AWAY	0- 0	0- 0	0- 3				
0- 0	0- 0	0- 0	NEUTRAL	0- 0	0- 0	0- 0				

RPI	S	Opponent	Score	RPI	S	Opponent	Score	RPI	S	Opponent	Score	RPI	S	Opponent	Score	Team's RPI: 345
87	A	Northwestern	35	97	117	A	Morehead St.	68	104	141	H	UAB	45	90		
98	A	Northern Ill.	52	114	156	A	Bradley	59	89	160	H	New Mexico St.	66	87		
					170	A	Xavier	57	91	177	A	Wisconsin	38	85		
					209	H	UTRGV	55	71	220	H	UMKC	58	111		
					228	A	Loyola Chicago	40	76	235	H	SIUE	66	82		
					239	H	Brown	65	90	257	N	St. Francis Brooklyn	73	110		
					269	A	Utah Valley	61	76	274	H	CSU Bakersfield	56	67		
					287	A	California Baptist	52	89	294	H	Valparaiso	70	76		
					338	H	Evansville	58	67	340	H	Grand Canyon	50	48		
					342	A	Seattle U	54	90							
LAST 12 Division I GAMES:																
160	H	New Mexico St.	66	87	287	A	California Baptist	52	89							
209	H	UTRGV	55	71	220	H	UMKC	58	111							
269	A	Utah Valley	61	76	239	H	Brown	65	90							
342	A	Seattle U	54	90	156	A	Bradley	59	89							
274	H	CSU Bakersfield	56	67	98	A	Northern Ill.	52	114							
340	H	Grand Canyon	50	48	87	A	Northwestern	35	97							

Non-Div I Games:

Chicago St.

Average RPI Win:	191	WON-LOST	WINNING	LAST 10	STRENGTH OF	OPP. STRENGTH	TEAM	ADJ.	CONF.	ADJ CONF.
Average RPI Loss:	70	RECORD	PCT. RANK	GAMES	SCHEDULE	OF SCHEDULE	RPI	RPI	RPI	RPI
DIV. I ONLY	14- 8	97	0- 1	96	86	89	89	9	9	
DIV. I NON-CONF.	8- 5	120	0- 0	176	150	134	134	9	9	
TOTALS	RPI 1-25	RPI 26-50	W-L RECORDS	RPI 51-100	RPI 101-150	RPI 150+				
14- 8	0- 3	0- 0	OVERALL	1- 2	2- 2	11- 1				
11- 2	0- 1	0- 0	HOME	1- 1	2- 0	8- 0				
3- 6	0- 2	0- 0	AWAY	0- 1	0- 2	3- 1				
0- 0	0- 0	0- 0	NEUTRAL	0- 0	0- 0	0- 0				
8- 5	0- 0	0- 0	NON-CONFERENCE	1- 2	1- 2	6- 1				
7- 1	0- 0	0- 0	HOME	1- 1	1- 0	5- 0				
1- 4	0- 0	0- 0	AWAY	0- 1	0- 2	1- 1				
0- 0	0- 0	0- 0	NEUTRAL	0- 0	0- 0	0- 0				
6- 3	0- 3	0- 0	CONFERENCE	0- 0	1- 0	5- 0				
4- 1	0- 1	0- 0	HOME	0- 0	1- 0	3- 0				
2- 2	0- 2	0- 0	AWAY	0- 0	0- 0	2- 0				
0- 0	0- 0	0- 0	NEUTRAL	0- 0	0- 0	0- 0				

RPI 1-25				RPI 26-50				RPI 51-100				Team's RPI: 89	RPI 101+			
RPI	S	Opponent	Score	RPI	S	Opponent	Score	RPI	S	Opponent	Score		RPI	S	Opponent	Score
6	A	UConn	38 82					55	A	Miami (OH)	65 78		110	A	Ohio St.	56 69
6	H	UConn	55 65					66	H	Old Dominion	72 76		112	H	Houston	68 57
14	A	UCF	55 56					88	H	Yale	66 52		120	H	VCU	66 54
													123	A	Pittsburgh	48 65
													152	A	South Fla.	57 56
													161	A	Tulsa	70 50
													170	H	Xavier	79 61
													179	H	Temple	72 52
													180	A	Ball St.	63 75
													196	A	Saint Louis	51 50
													203	H	SMU	69 57
													213	H	Memphis	80 56
													221	H	Howard	85 51
													247	H	ETSU	77 64
													282	H	Austin Peay	69 48
													330	H	Lipscomb	71 55
LAST 12 Division I GAMES:																
6	H	UConn	55 65	14	A	UCF	55 56	6	A	UConn	38 82					
152	A	South Fla.	57 56	203	H	SMU	69 57	221	H	Howard	85 51					
213	H	Memphis	80 56	170	H	Xavier	79 61	120	H	VCU	66 54					
112	H	Houston	68 57													
161	A	Tulsa	70 50													
179	H	Temple	72 52													

Non-Div I Games:

Cincinnati

Clemson

Through Games Of Feb. 5, 2019

Average RPI Win:	145	WON-LOST	WINNING	LAST 10	STRENGTH OF	OPP. STRENGTH	TEAM	ADJ.	CONF.	ADJ CONF.
Average RPI Loss:	44	RECORD	PCT. RANK	GAMES	SCHEDULE	OF SCHEDULE	RPI	RPI	RPI	RPI
DIV. I ONLY	14- 8	97	1- 0	25	20	47	47	1	1	
DIV. I NON-CONF.	9- 4	85	1- 0	139	104	102	102	1	1	
TOTALS	RPI 1-25	RPI 26-50	W-L RECORDS	RPI 51-100	RPI 101-150	RPI 150+				
14- 8	1- 5	2- 0	OVERALL	1- 1	5- 2	5- 0				
10- 4	0- 3	1- 0	HOME	1- 0	3- 1	5- 0				
3- 3	1- 2	1- 0	AWAY	0- 0	1- 1	0- 0				
1- 1	0- 0	0- 0	NEUTRAL	0- 1	1- 0	0- 0				
9- 4	0- 1	0- 0	NON-CONFERENCE	1- 1	3- 2	5- 0				
8- 1	0- 0	0- 0	HOME	1- 0	2- 1	5- 0				
0- 2	0- 1	0- 0	AWAY	0- 0	0- 1	0- 0				
1- 1	0- 0	0- 0	NEUTRAL	0- 1	1- 0	0- 0				
5- 4	1- 4	2- 0	CONFERENCE	0- 0	2- 0	0- 0				
2- 3	0- 3	1- 0	HOME	0- 0	1- 0	0- 0				
3- 1	1- 1	1- 0	AWAY	0- 0	1- 0	0- 0				
0- 0	0- 0	0- 0	NEUTRAL	0- 0	0- 0	0- 0				

RPI 1-25				RPI 26-50				Team's RPI: 47	RPI 51-100				RPI 101+			
RPI	S	Opponent	Score	RPI	S	Opponent	Score		RPI	S	Opponent	Score	RPI	S	Opponent	Score
1	H	Notre Dame	63 101	26	A	Miami (FL)	76 67		63	N	Tennessee	66 78	101	H	Virginia	71 65
3	H	Louisville	44 76	43	H	Georgia Tech	71 61		64	H	Belmont	65 62	113	A	Alabama	56 76
9	A	NC State	51 54										123	A	Pittsburgh	65 59
10	H	Syracuse	75 84										127	H	High Point	83 64
16	A	South Carolina	57 69										133	H	Davidson	80 90
23	A	Florida St.	57 45										138	H	Appalachian St.	87 48
LAST 12 Division I GAMES:																
148	N	Oklahoma	74 62	23	A	Florida St.	57 45		101	H	Virginia	71 65	148	N	Oklahoma	74 62
3	H	Louisville	44 76	26	A	Miami (FL)	76 67		10	H	Syracuse	75 84	188	H	Illinois	69 67
1	H	Notre Dame	63 101	43	H	Georgia Tech	71 61		138	H	Appalachian St.	87 48	199	H	Rhode Island	80 67
9	A	NC State	51 54						230	H	Marshall	68 54	284	H	Wofford	85 77
123	A	Pittsburgh	65 59						20	H	Marshall	68 54	330	H	Lipscomb	68 26

Non-Div I Games:

Clemson

■ Loss,
 ■ Non-Conf, S Site,
 ■ Home
 ■ Away
 N Neutral

Cleveland St.				Through Games Of Feb. 27, 1919						
Average RPI Win:	295	WON-LOST	WINNING	LAST 10	STRENGTH OF	OPP. STRENGTH	TEAM	ADJ.	CONF.	ADJ CONF.
Average RPI Loss:	143	RECORD	PCT. RANK	GAMES	SCHEDULE	OF SCHEDULE	RPI	RPI	RPI	RPI
DIV. I ONLY	7- 13	253	1- 0	241	236	270	270	20	20	
DIV. I NON-CONF.	1- 8	322	0- 0	74	282	283	283	17	17	

TOTALS	RPI 1-25		RPI 26-50	W-L RECORDS	RPI 51-100		RPI 101-150		RPI 150+	
7- 13	0- 0		0- 1	OVERALL	0- 3		0- 3		7- 6	
5- 4	0- 0		0- 0	HOME	0- 2		0- 1		5- 1	
2- 8	0- 0		0- 1	AWAY	0- 1		0- 1		2- 5	
0- 1	0- 0		0- 0	NEUTRAL	0- 0		0- 1		0- 0	
1- 8	0- 0		0- 1	NON-CONFERENCE	0- 1		0- 1		1- 5	
1- 2	0- 0		0- 0	HOME	0- 1		0- 0		1- 1	
0- 5	0- 0		0- 1	AWAY	0- 0		0- 0		0- 4	
0- 1	0- 0		0- 0	NEUTRAL	0- 0		0- 1		0- 0	
6- 5	0- 0		0- 0	CONFERENCE	0- 2		0- 2		6- 1	
4- 2	0- 0		0- 0	HOME	0- 1		0- 1		4- 0	
2- 3	0- 0		0- 0	AWAY	0- 1		0- 1		2- 1	
0- 0	0- 0		0- 0	NEUTRAL	0- 0		0- 0		0- 0	

RPI 1-25				RPI 26-50				RPI 51-100				RPI 101+				Team's RPI: 270	
RPI	S	Opponent	Score	RPI	S	Opponent	Score	RPI	S	Opponent	Score	RPI	S	Opponent	Score		
				40	A	Ohio	54 72	73	A	Green Bay	53 62	122	N	Tulane	72 81		
								83	H	Toledo	60 65	125	A	Youngstown St.	55 73		
								84	H	Wright St.	65 70	134	H	IUPUI	50 75		
												156	H	Bradley	65 67		
												180	A	Ball St.	62 67		
												185	H	Illinois St.	67 63		
												189	A	Eastern Mich.	63 69		
												190	A	Milwaukee	53 59		
												230	A	Marshall	64 86		
												254	A	San Diego	82 83		
												281	H	Northern Ky.	76 47		
												304	A	Oakland	64 62		
												304	H	Oakland	98 90		
												329	A	Detroit Mercy	67 49		
												329	H	Detroit Mercy	67 51		
												331	H	UIC	71 53		
LAST 12 Division I GAMES:																	
				304	H	Oakland	98 90	73	A	Green Bay	53 62						
				329	H	Detroit Mercy	67 51	331	H	UIC	71 53						
				125	A	Youngstown St.	55 73	134	H	IUPUI	50 75						
				84	H	Wright St.	65 70	329	A	Detroit Mercy	67 49						
				281	H	Northern Ky.	76 47	304	A	Oakland	64 62						
				190	A	Milwaukee	53 59	156	H	Bradley	65 67						

Non-Div I Games:	Lake Erie	79	49	Salem (WV)	113	81
------------------	-----------	----	----	------------	-----	----

Cleveland St.

Loss, Non-Conf, S Site, H Home A Away N Neutral

Average RPI Win:	271	WON-LOST	WINNING	LAST 10	STRENGTH OF	OPP. STRENGTH	TEAM	ADJ.	CONF.	ADJ CONF.
Average RPI Loss:	107	RECORD	PCT. RANK	GAMES	SCHEDULE	OF SCHEDULE	RPI	RPI	RPI	RPI
DIV. I ONLY	9- 9	159	1- 0	191	250	182	182	12	12	
DIV. I NON-CONF.	6- 3	91	0- 0	275	322	175	175	15	15	
TOTALS	RPI 1-25	RPI 26-50	W-L RECORDS	RPI 51-100	RPI 101-150	RPI 150+				
9- 9	0- 0	0- 1	OVERALL	0- 3	0- 3	9- 2				
5- 3	0- 0	0- 0	HOME	0- 2	0- 1	5- 0				
4- 4	0- 0	0- 0	AWAY	0- 0	0- 2	4- 2				
0- 2	0- 0	0- 1	NEUTRAL	0- 1	0- 0	0- 0				
6- 3	0- 0	0- 1	NON-CONFERENCE	0- 1	0- 0	6- 1				
4- 0	0- 0	0- 0	HOME	0- 0	0- 0	4- 0				
2- 1	0- 0	0- 0	AWAY	0- 0	0- 0	2- 1				
0- 2	0- 0	0- 1	NEUTRAL	0- 1	0- 0	0- 0				
3- 6	0- 0	0- 0	CONFERENCE	0- 2	0- 3	3- 1				
1- 3	0- 0	0- 0	HOME	0- 2	0- 1	1- 0				
2- 3	0- 0	0- 0	AWAY	0- 0	0- 2	2- 1				
0- 0	0- 0	0- 0	NEUTRAL	0- 0	0- 0	0- 0				

RPI S	Opponent	Score	RPI S	Opponent	Score	RPI S	Opponent	Score	RPI S	Opponent	Score	Team's RPI: 182
37	N Rice	52 56	51	N Auburn	78 84	106	H South Alabama	78 88	115	A UT Arlington	53 79	
			79	H Little Rock	47 60	138	A Appalachian St.	53 67	169	A UC Riverside	43 62	
			91	H Troy	81 82	175	A Texas St.	58 73	181	H Arkansas St.	88 72	
						213	H Memphis	90 71	218	H Bowling Green	81 80	
						237	A Louisiana	76 58	290	H South Carolina St.	57 44	
						310	A La.-Monroe	79 54	313	A UNC Greensboro	78 71	
						335	H Western Caro.	77 59	343	A N.C. Central	89 66	
LAST 12 Division I GAMES:												
237	A Louisiana	76 58	175	A Texas St.	58 73							
310	A La.-Monroe	79 54	106	H South Alabama	78 88							
181	H Arkansas St.	88 72	91	H Troy	81 82							
79	H Little Rock	47 60	313	A UNC Greensboro	78 71							
138	A Appalachian St.	53 67	37	N Rice	52 56							
115	A UT Arlington	53 79	51	N Auburn	78 84							

Non-Div I Games: N.C. Wesleyan 126 65 Meredith 128 39

Coastal Caro.

■ Loss,
 ■ Non-Conf,
 ■ S Site,
 ■ H Home
 ■ A Away
 N Neutral

Average RPI Win:	267	WON-LOST	WINNING	LAST 10	STRENGTH OF	OPP. STRENGTH	TEAM	ADJ.	CONF.	ADJ CONF.
Average RPI Loss:	182	RECORD	PCT. RANK	GAMES	SCHEDULE	OF SCHEDULE	RPI	RPI	RPI	RPI
DIV. I ONLY	5- 14	293	1- 0	218	298	291	291	10	10	
DIV. I NON-CONF.	3- 7	256	0- 0	316	351	337	337	11	11	
TOTALS	RPI 1-25	RPI 26-50	W-L RECORDS	RPI 51-100	RPI 101-150	RPI 150+				
5- 14	0- 0	0- 1	OVERALL	0- 2	1- 3	4- 8				
3- 6	0- 0	0- 1	HOME	0- 1	0- 1	3- 3				
2- 8	0- 0	0- 0	AWAY	0- 1	1- 2	1- 5				
0- 0	0- 0	0- 0	NEUTRAL	0- 0	0- 0	0- 0				
3- 7	0- 0	0- 0	NON-CONFERENCE	0- 0	0- 1	3- 6				
2- 3	0- 0	0- 0	HOME	0- 0	0- 0	2- 3				
1- 4	0- 0	0- 0	AWAY	0- 0	0- 1	1- 3				
0- 0	0- 0	0- 0	NEUTRAL	0- 0	0- 0	0- 0				
2- 7	0- 0	0- 1	CONFERENCE	0- 2	1- 2	1- 2				
1- 3	0- 0	0- 1	HOME	0- 1	0- 1	1- 0				
1- 4	0- 0	0- 0	AWAY	0- 1	1- 1	0- 2				
0- 0	0- 0	0- 0	NEUTRAL	0- 0	0- 0	0- 0				



















































RPI S	Opponent	Score	RPI S	Opponent	Score	RPI S	Opponent	Score	RPI S	Opponent	Score	Team's RPI: 291
42	H James Madison	50 91	85	H Northeastern	56 87	119	A UNCW	49 71	121	H Towson	61 77	
			90	A Drexel	53 76	138	A Appalachian St.	66 80	149	A William & Mary	66 54	
						164	A Delaware	50 74	198	A Elon	68 76	
						203	A George Mason	52 66	244	H Furman	67 70	
						250	H Hofstra	70 62	253	A Campbell	65 66	
						268	H Winthrop	64 71	284	A Wofford	58 78	
						290	H South Carolina St.	75 51	315	H Charleston So.	79 52	
						330	A Lipscomb	65 63	334	H Presbyterian	65 71	
LAST 12 Division I GAMES:												
250	H Hofstra	70 62	149	A William & Mary	66 54							
85	H Northeastern	56 87	198	A Elon	68 76							
164	A Delaware	50 74	119	A UNCW	49 71							
90	A Drexel	53 76	203	A George Mason	52 66							
42	H James Madison	50 91	334	H Presbyterian	65 71							
121	H Towson	61 77	315	H Charleston So.	79 52							

Non-Div I Games: North Greenville 95 62

Col. of Charleston

■ Loss,
 ■ Non-Conf, S Site,
 ■ Home
 ■ Away
 N Neutral

Average RPI Win: 276	WON-LOST	WINNING	LAST 10	STRENGTH OF	OPP. STRENGTH	TEAM	ADJ.	CONF.	ADJ CONF.
Average RPI Loss: 164	RECORD	PCT. RANK	GAMES	SCHEDULE	OF SCHEDULE	RPI	RPI	RPI	RPI
DIV. I ONLY	9- 11	203	0- 1	249	295	231	231	18	18
DIV. I NON-CONF.	4- 6	212	0- 0	307	341	288	288	22	22
TOTALS	RPI 1-25	RPI 26-50	W-L RECORDS	RPI 51-100	RPI 101-150	RPI 150+			
9- 11	0- 0	0- 1	OVERALL	0- 3	0- 2	9- 5			
5- 4	0- 0	0- 1	HOME	0- 1	0- 0	5- 2			
4- 7	0- 0	0- 0	AWAY	0- 2	0- 2	4- 3			
0- 0	0- 0	0- 0	NEUTRAL	0- 0	0- 0	0- 0			
4- 6	0- 0	0- 0	NON-CONFERENCE	0- 1	0- 1	4- 4			
3- 1	0- 0	0- 0	HOME	0- 0	0- 0	3- 1			
1- 5	0- 0	0- 0	AWAY	0- 1	0- 1	1- 3			
0- 0	0- 0	0- 0	NEUTRAL	0- 0	0- 0	0- 0			
5- 5	0- 0	0- 1	CONFERENCE	0- 2	0- 1	5- 1			
2- 3	0- 0	0- 1	HOME	0- 1	0- 0	2- 1			
3- 2	0- 0	0- 0	AWAY	0- 1	0- 1	3- 0			
0- 0	0- 0	0- 0	NEUTRAL	0- 0	0- 0	0- 0			

RPI S	Opponent	Score	RPI S	Opponent	Score	RPI S	Opponent	Score	RPI S	Opponent	Score	Team's RPI: 231
			48  Bucknell	62  90		88  Yale	61  80		105  Dayton	58  67		
						99  American	57  76		136  Lehigh	58  86		
						99  American	66  71		168  Boston U.	81 72		
									203  George Mason	61  64		
									210  Holy Cross	70 67		
									215  Navy	49  62		
									229  Niagara	69  74		
									264  Columbia	84 71		
									271  Siena	53  55		
									275  Canisius	67 53		
									296  Army West Point	70 58		
									297  Loyola Maryland	73 64		
									307  UMass Lowell	61 52		
									309  NJIT	53  71		
									321  Lafayette	60 49		
									344  Fairleigh Dickinson	71 52		
LAST 12 Division I GAMES:												
			99  American	66  71		215  Navy	49  62					
			296  Army West Point	70 58		321  Lafayette	60 49					
			297  Loyola Maryland	73 64		99  American	57  76					
			136  Lehigh	58  86		210  Holy Cross	70 67					
			48  Bucknell	62  90		229  Niagara	69  74					
			168  Boston U.	81 72		309  NJIT	53  71					

Non-Div I Games:

Colgate

Colorado

Through Games Of Feb. 5, 2019

Average RPI Win:	192	WON-LOST	WINNING	LAST 10	STRENGTH OF	OPP. STRENGTH	TEAM	ADJ.	CONF.	ADJ CONF.
Average RPI Loss:	45	RECORD	PCT. RANK	GAMES	SCHEDULE	OF SCHEDULE	RPI	RPI	RPI	RPI
DIV. I ONLY	10- 11	178	0- 1	49	47	131	131	2	2	
DIV. I NON-CONF.	10- 1	17	0- 0	212	145	42	42	2	2	
TOTALS	RPI 1-25	RPI 26-50	W-L RECORDS	RPI 51-100	RPI 101-150	RPI 150+				
10- 11	1- 3	0- 5	OVERALL	0- 1	2- 2	7- 0				
8- 5	1- 2	0- 2	HOME	0- 1	2- 0	5- 0				
1- 6	0- 1	0- 3	AWAY	0- 0	0- 2	1- 0				
1- 0	0- 0	0- 0	NEUTRAL	0- 0	0- 0	1- 0				
10- 1	1- 0	0- 1	NON-CONFERENCE	0- 0	2- 0	7- 0				
8- 0	1- 0	0- 0	HOME	0- 0	2- 0	5- 0				
1- 1	0- 0	0- 1	AWAY	0- 0	0- 0	1- 0				
1- 0	0- 0	0- 0	NEUTRAL	0- 0	0- 0	1- 0				
0- 10	0- 3	0- 4	CONFERENCE	0- 1	0- 2	0- 0				
0- 5	0- 2	0- 2	HOME	0- 1	0- 0	0- 0				
0- 5	0- 1	0- 2	AWAY	0- 0	0- 2	0- 0				
0- 0	0- 0	0- 0	NEUTRAL	0- 0	0- 0	0- 0				

RPI S Opponent Score	RPI S Opponent Score	RPI S Opponent Score	RPI S Opponent Score
4 H Stanford 69 80	26 A Miami (FL) 58 73	72 H Arizona 67 69	108 H Northern Colo. 77 69
5 A Oregon 43 102	27 H California 60 80		124 A Washington St. 48 74
17 H Arizona St. 70 76	29 A Utah 59 78		135 A Washington 58 68
22 H North Carolina 86 74	29 H Utah 61 76		137 H Pepperdine 80 65
	31 A Oregon St. 65 89		191 H Prairie View 79 38
			194 N Utah St. 78 68
			215 H Navy 59 43
			219 H Colorado St. 59 40
			242 A Nevada 65 52
			261 H Samford 81 39
			327 H San Jose St. 76 64
LAST 12 Division I GAMES:			
5 A Oregon 43 102	135 A Washington 58 68		
31 A Oregon St. 65 89	17 H Arizona St. 70 76		
27 H California 60 80	72 H Arizona 67 69		
4 H Stanford 69 80	29 H Utah 61 76		
29 A Utah 59 78	261 H Samford 81 39		
124 A Washington St. 48 74	191 H Prairie View 79 38		

Non-Div I Games:

Colorado

Loss, Non-Conf, S Site, H Home A Away N Neutral

Average RPI Win:	238	WON-LOST	WINNING	LAST 10	STRENGTH OF	OPP. STRENGTH	TEAM	ADJ.	CONF.	ADJ CONF.
Average RPI Loss:	112	RECORD	PCT. RANK	GAMES	SCHEDULE	OF SCHEDULE	RPI	RPI	RPI	RPI
DIV. I ONLY	6- 12	260	1- 0	79	146	219	219	15	15	
DIV. I NON-CONF.	4- 5	190	0- 0	43	108	159	159	13	13	
TOTALS	RPI 1-25	RPI 26-50	W-L RECORDS	RPI 51-100	RPI 101-150	RPI 150+				
6- 12	0- 2	0- 2	OVERALL	0- 1	0- 4	6- 3				
6- 5	0- 1	0- 0	HOME	0- 0	0- 2	6- 2				
0- 7	0- 1	0- 2	AWAY	0- 1	0- 2	0- 1				
0- 0	0- 0	0- 0	NEUTRAL	0- 0	0- 0	0- 0				
4- 5	0- 2	0- 1	NON-CONFERENCE	0- 0	0- 2	4- 0				
4- 2	0- 1	0- 0	HOME	0- 0	0- 1	4- 0				
0- 3	0- 1	0- 1	AWAY	0- 0	0- 1	0- 0				
0- 0	0- 0	0- 0	NEUTRAL	0- 0	0- 0	0- 0				
2- 7	0- 0	0- 1	CONFERENCE	0- 1	0- 2	2- 3				
2- 3	0- 0	0- 0	HOME	0- 0	0- 1	2- 2				
0- 4	0- 0	0- 1	AWAY	0- 1	0- 1	0- 1				
0- 0	0- 0	0- 0	NEUTRAL	0- 0	0- 0	0- 0				

RPI 1-25				RPI 26-50				RPI 51-100				RPI 101+ Team's RPI: 219			
RPI	S	Opponent	Score	RPI	S	Opponent	Score	RPI	S	Opponent	Score	RPI	S	Opponent	Score
12	A	Gonzaga	39 50	32	A	BYU	42 51	60	A	Boise St.	57 70	108	H	Northern Colo.	47 53
17	H	Arizona St.	39 70	39	A	New Mexico	58 70					128	A	Fresno St.	54 57
												128	H	Fresno St.	55 66
												131	A	Colorado	40 59
												167	H	Denver	84 79
												194	H	Utah St.	53 72
												211	H	UNLV	52 49
												242	H	Nevada	38 62
												248	H	Cornell	56 53
												252	A	Air Force	48 63
												252	H	Air Force	55 48
												265	H	Northern Ariz.	65 54
												286	H	North Florida	61 59
LAST 12 Division I GAMES:															
252	H	Air Force	55 48	252	A	Air Force	48 63								
60	A	Boise St.	57 70	128	H	Fresno St.	55 66								
128	A	Fresno St.	54 57	211	H	UNLV	52 49								
242	H	Nevada	38 62	167	H	Denver	84 79								
194	H	Utah St.	53 72	32	A	BYU	42 51								
39	A	New Mexico	58 70	17	H	Arizona St.	39 70								

Non-Div I Games: Chadron St. 91 38 Eastern N.M. 72 46

Colorado St.

Loss, Non-Conf, S Site, H Home A Away N Neutral

Average RPI Win:	229	WON-LOST	WINNING	LAST 10	STRENGTH OF	OPP. STRENGTH	TEAM	ADJ.	CONF.	ADJ CONF.
Average RPI Loss:	179	RECORD	PCT. RANK	GAMES	SCHEDULE	OF SCHEDULE	RPI	RPI	RPI	RPI
DIV. I ONLY	5- 12	282	0- 1	184	254	264	264	11	11	
DIV. I NON-CONF.	4- 9	252	0- 0	230	286	266	266	10	10	
TOTALS	RPI 1-25	RPI 26-50	W-L RECORDS	RPI 51-100	RPI 101-150	RPI 150+				
5- 12	0- 0	0- 0	OVERALL	0- 2	0- 3	5- 7				
3- 5	0- 0	0- 0	HOME	0- 2	0- 1	3- 2				
2- 7	0- 0	0- 0	AWAY	0- 0	0- 2	2- 5				
0- 0	0- 0	0- 0	NEUTRAL	0- 0	0- 0	0- 0				
4- 9	0- 0	0- 0	NON-CONFERENCE	0- 0	0- 3	4- 6				
2- 3	0- 0	0- 0	HOME	0- 0	0- 1	2- 2				
2- 6	0- 0	0- 0	AWAY	0- 0	0- 2	2- 4				
0- 0	0- 0	0- 0	NEUTRAL	0- 0	0- 0	0- 0				
1- 3	0- 0	0- 0	CONFERENCE	0- 2	0- 0	1- 1				
1- 2	0- 0	0- 0	HOME	0- 2	0- 0	1- 0				
0- 1	0- 0	0- 0	AWAY	0- 0	0- 0	0- 1				
0- 0	0- 0	0- 0	NEUTRAL	0- 0	0- 0	0- 0				

RPI 1-25			RPI 26-50			RPI 51-100			RPI 101+ Team's RPI: 264		
RPI	S	Opponent	Score	RPI	S	Opponent	Score	RPI	S	Opponent	Score
						78 H Princeton	64 79	103 A Boston College		60 74	
						82 H Penn	60 72	112 H Houston		72 83	
								139 A Fordham		49 68	
								157 A Mercer		72 68	
								188 A Illinois		69 76	
								190 A Milwaukee		65 78	
								192 H Hampton		88 63	
								231 A Colgate		71 84	
								238 H Albany (NY)		58 62	
								248 A Cornell		51 60	
								248 H Cornell		65 57	
								250 A Hofstra		65 63	
								256 H Cal St. Fullerton		58 61	
								280 A Saint Joseph's		61 68	
								296 H Army West Point		70 49	
LAST 12 Division I GAMES:											
82	H	Penn	60 72	238	H	Albany (NY)	58 62				
78	H	Princeton	64 79	139	A	Fordham	49 68				
248	H	Cornell	65 57	256	H	Cal St. Fullerton	58 61				
248	A	Cornell	51 60	103	A	Boston College	60 74				
157	A	Mercer	72 68	280	A	Saint Joseph's	61 68				
192	H	Hampton	88 63	231	A	Colgate	71 84				

Non-Div I Games:

Columbia

■ Loss,
 ■ Non-Conf, S Site,
 ■ Home
 ■ Away
 N Neutral

Average RPI Win: 348	WON-LOST	WINNING	LAST 10	STRENGTH OF	OPP. STRENGTH	TEAM	ADJ.	CONF.	ADJ CONF.
Average RPI Loss: 181	RECORD	PCT. RANK	GAMES	SCHEDULE	OF SCHEDULE	RPI	RPI	RPI	RPI
DIV. I ONLY	2- 19	343	0- 1	151	342	317	317	32	32
DIV. I NON-CONF.	0- 12	336	0- 0	11	222	231	231	32	32
TOTALS	RPI 1-25	RPI 26-50	W-L RECORDS	RPI 51-100	RPI 101-150	RPI 150+			
2- 19	0- 2	0- 1	OVERALL	0- 3	0- 3	2- 10			
1- 6	0- 0	0- 0	HOME	0- 0	0- 0	1- 6			
1- 12	0- 2	0- 1	AWAY	0- 3	0- 2	1- 4			
0- 1	0- 0	0- 0	NEUTRAL	0- 0	0- 1	0- 0			
0- 12	0- 2	0- 1	NON-CONFERENCE	0- 3	0- 3	0- 3			
0- 1	0- 0	0- 0	HOME	0- 0	0- 0	0- 1			
0- 10	0- 2	0- 1	AWAY	0- 3	0- 2	0- 2			
0- 1	0- 0	0- 0	NEUTRAL	0- 0	0- 1	0- 0			
2- 7	0- 0	0- 0	CONFERENCE	0- 0	0- 0	2- 7			
1- 5	0- 0	0- 0	HOME	0- 0	0- 0	1- 5			
1- 2	0- 0	0- 0	AWAY	0- 0	0- 0	1- 2			
0- 0	0- 0	0- 0	NEUTRAL	0- 0	0- 0	0- 0			

RPI 1-25				RPI 26-50				RPI 51-100				RPI 101+ Team's RPI: 317			
RPI	S	Opponent	Score	RPI	S	Opponent	Score	RPI	S	Opponent	Score	RPI	S	Opponent	Score
7	A	Mississippi St.	38 110	40	A	Ohio	62 87	65	A	West Virginia	37 78	101	A	Virginia	41 55
20	A	Maryland	36 93					66	A	Old Dominion	51 81	129	A	Minnesota	52 84
								69	A	FGCU	61 93	141	N	UAB	61 86
												229	A	Niagara	69 71
												230	A	Marshall	67 88
												233	A	N.C. A&T	42 66
												266	H	Norfolk St.	63 68
												267	H	Bethune-Cookman	65 71
												290	H	South Carolina St.	59 75
												301	H	Morgan St.	57 74
												303	H	UMBC	52 57
												343	A	N.C. Central	57 62
												347	A	Delaware St.	71 57
												348	H	Savannah St.	70 76
												349	H	Florida A&M	73 53
LAST 12 Division I GAMES:															
301	H	Morgan St.	57 74	266	H	Norfolk St.	63 68								
267	H	Bethune-Cookman	65 71	347	A	Delaware St.	71 57								
349	H	Florida A&M	73 53	348	H	Savannah St.	70 76								
233	A	N.C. A&T	42 66	66	A	Old Dominion	51 81								
343	A	N.C. Central	57 62	141	N	UAB	61 86								
290	H	South Carolina St.	59 75	69	A	FGCU	61 93								

Non-Div I Games:

Coppin St.

Average RPI Win:	267	WON-LOST	WINNING	LAST 10	STRENGTH OF	OPP. STRENGTH	TEAM	ADJ.	CONF.	ADJ CONF.
Average RPI Loss:	165	RECORD	PCT. RANK	GAMES	SCHEDULE	OF SCHEDULE	RPI	RPI	RPI	RPI
DIV. I ONLY	7- 8	196	0- 1	275	258	248	248	11	11	
DIV. I NON-CONF.	6- 5	143	0- 0	285	320	205	205	10	10	
TOTALS	RPI 1-25	RPI 26-50	W-L RECORDS	RPI 51-100	RPI 101-150	RPI 150+				
7- 8	0- 0	0- 0	OVERALL	0- 2	0- 2	7- 4				
6- 2	0- 0	0- 0	HOME	0- 2	0- 0	6- 0				
1- 6	0- 0	0- 0	AWAY	0- 0	0- 2	1- 4				
0- 0	0- 0	0- 0	NEUTRAL	0- 0	0- 0	0- 0				
6- 5	0- 0	0- 0	NON-CONFERENCE	0- 0	0- 2	6- 3				
5- 0	0- 0	0- 0	HOME	0- 0	0- 0	5- 0				
1- 5	0- 0	0- 0	AWAY	0- 0	0- 2	1- 3				
0- 0	0- 0	0- 0	NEUTRAL	0- 0	0- 0	0- 0				
1- 3	0- 0	0- 0	CONFERENCE	0- 2	0- 0	1- 1				
1- 2	0- 0	0- 0	HOME	0- 2	0- 0	1- 0				
0- 1	0- 0	0- 0	AWAY	0- 0	0- 0	0- 1				
0- 0	0- 0	0- 0	NEUTRAL	0- 0	0- 0	0- 0				

RPI	S	Opponent	Score	RPI	S	Opponent	Score	RPI	S	Opponent	Score	RPI	S	Opponent	Score	Team's RPI: 248
78	H	Princeton	46 75	82	H	Penn	46 59	129	A	Minnesota	45 65	136	A	Lehigh	54 67	
								165	A	Stony Brook	61 63	192	H	Hampton	79 53	
								202	H	St. Bonaventure	58 44	219	A	Colorado St.	53 56	
								238	H	Albany (NY)	48 34	245	A	Binghamton	61 72	
								264	A	Columbia	57 65	264	H	Columbia	60 51	
								307	H	UMass Lowell	63 54	321	A	Lafayette	62 59	
								347	H	Delaware St.	94 59					
LAST 12 Division I GAMES:																
78	H	Princeton	46 75	321	A	Lafayette	62 59									
82	H	Penn	46 59	347	H	Delaware St.	94 59									
264	A	Columbia	57 65	165	A	Stony Brook	61 63									
264	H	Columbia	60 51	136	A	Lehigh	54 67									
202	H	St. Bonaventure	58 44	219	A	Colorado St.	53 56									
192	H	Hampton	79 53	129	A	Minnesota	45 65									

Non-Div I Games:

Cornell

■ Loss,
 ■ Non-Conf, S Site,
 ■ Home
 ■ Away
 N Neutral

Average RPI Win:	175	WON-LOST	WINNING	LAST 10	STRENGTH OF	OPP. STRENGTH	TEAM	ADJ.	CONF.	ADJ CONF.
Average RPI Loss:	53	RECORD	PCT. RANK	GAMES	SCHEDULE	OF SCHEDULE	RPI	RPI	RPI	RPI
DIV. I ONLY	10- 12	198	0- 1	47	40	104	104	6	6	
DIV. I NON-CONF.	6- 5	143	0- 0	103	56	95	95	4	4	
TOTALS	RPI 1-25	RPI 26-50	W-L RECORDS	RPI 51-100	RPI 101-150	RPI 150+				
10- 12	0- 3	1- 5	OVERALL	2- 2	1- 2	6- 0				
4- 5	0- 1	0- 3	HOME	2- 0	0- 1	2- 0				
4- 7	0- 2	1- 2	AWAY	0- 2	1- 1	2- 0				
2- 0	0- 0	0- 0	NEUTRAL	0- 0	0- 0	2- 0				
6- 5	0- 2	0- 2	NON-CONFERENCE	1- 1	0- 0	5- 0				
2- 2	0- 1	0- 1	HOME	1- 0	0- 0	1- 0				
2- 3	0- 1	0- 1	AWAY	0- 1	0- 0	2- 0				
2- 0	0- 0	0- 0	NEUTRAL	0- 0	0- 0	2- 0				
4- 7	0- 1	1- 3	CONFERENCE	1- 1	1- 2	1- 0				
2- 3	0- 0	0- 2	HOME	1- 0	0- 1	1- 0				
2- 4	0- 1	1- 1	AWAY	0- 1	1- 1	0- 0				
0- 0	0- 0	0- 0	NEUTRAL	0- 0	0- 0	0- 0				

RPI	S	Opponent	Score	RPI	S	Opponent	Score	RPI	S	Opponent	Score	RPI	S	Opponent	Score	Team's RPI: 104
8	A	Marquette	67 85	28	A	South Dakota St.	48 74	92	A	Georgetown	53 62	102	H	Providence	63 77	
19	H	Drake	69 85	35	H	South Dakota	65 77	92	H	Georgetown	65 38	109	A	Seton Hall	75 82	
23	A	Florida St.	52 71	38	A	DePaul	85 82	93	A	UNI	55 65	126	A	St. John's (NY)	65 63	
				41	A	Villanova	62 67	100	H	Nebraska	74 65	152	N	South Fla.	83 76	
				41	H	Villanova	52 54					170	H	Xavier	66 62	
				45	H	Butler	43 75					173	N	Vanderbilt	75 55	
LAST 12 Division I GAMES:																
				41	A	Villanova	62 67	109	A	Seton Hall	75 82					
				92	A	Georgetown	53 62	92	H	Georgetown	65 38					
				102	H	Providence	63 77	41	H	Villanova	52 54					
				45	H	Butler	43 75	8	A	Marquette	67 85					
				170	H	Xavier	66 62	38	A	DePaul	85 82					
				126	A	St. John's (NY)	65 63	173	N	Vanderbilt	75 55					

Non-Div I Games:

Creighton

■ Loss,
■ Non-Conf,
■ S Site,
■ H Home
■ A Away
N Neutral

Average RPI Win:	272	WON-LOST	WINNING	LAST 10	STRENGTH OF	OPP. STRENGTH	TEAM	ADJ.	CONF.	ADJ CONF.
Average RPI Loss:	136	RECORD	PCT. RANK	GAMES	SCHEDULE	OF SCHEDULE	RPI	RPI	RPI	RPI
DIV. I ONLY	8- 9	194	0- 1	286	187	226	226	11	11	
DIV. I NON-CONF.	7- 6	153	0- 1	310	250	243	243	10	10	
TOTALS	RPI 1-25	RPI 26-50	W-L RECORDS	RPI 51-100	RPI 101-150	RPI 150+				
8- 9	0- 1	0- 0	OVERALL	0- 4	0- 1	8- 3				
5- 2	0- 1	0- 0	HOME	0- 1	0- 0	5- 0				
3- 5	0- 0	0- 0	AWAY	0- 2	0- 1	3- 2				
0- 2	0- 0	0- 0	NEUTRAL	0- 1	0- 0	0- 1				
7- 6	0- 1	0- 0	NON-CONFERENCE	0- 1	0- 1	7- 3				
5- 1	0- 1	0- 0	HOME	0- 0	0- 0	5- 0				
2- 3	0- 0	0- 0	AWAY	0- 0	0- 1	2- 2				
0- 2	0- 0	0- 0	NEUTRAL	0- 1	0- 0	0- 1				
1- 3	0- 0	0- 0	CONFERENCE	0- 3	0- 0	1- 0				
0- 1	0- 0	0- 0	HOME	0- 1	0- 0	0- 0				
1- 2	0- 0	0- 0	AWAY	0- 2	0- 0	1- 0				
0- 0	0- 0	0- 0	NEUTRAL	0- 0	0- 0	0- 0				

RPI 1-25				RPI 26-50				RPI 51-100				RPI 101+ Team's RPI: 226			
RPI	S	Opponent	Score	RPI	S	Opponent	Score	RPI	S	Opponent	Score	RPI	S	Opponent	Score
25	H	Buffalo	69 75					58	N	Middle Tenn.	58 70	103	A	Boston College	68 99
								68	A	Harvard	46 56	168	H	Boston U.	64 44
								68	H	Harvard	57 73	239	A	Brown	81 61
								88	A	Yale	49 64	245	H	Binghamton	63 39
												254	A	San Diego	76 78
												256	A	Cal St. Fullerton	62 67
												273	A	Vermont	66 42
												297	H	Loyola Maryland	54 41
												306	N	UC Santa Barbara	56 62
												307	H	UMass Lowell	70 54
												318	H	Fairfield	59 46
												328	A	New Hampshire	62 42
LAST 12 Division I GAMES:															
306	N	UC Santa Barbara	56 62	103	A	Boston College	68 99								
88	A	Yale	49 64	328	A	New Hampshire	62 42								
239	A	Brown	81 61	25	H	Buffalo	69 75								
68	H	Harvard	57 73	307	H	UMass Lowell	70 54								
68	A	Harvard	46 56	318	H	Fairfield	59 46								
245	H	Binghamton	63 39	168	H	Boston U.	64 44								

Non-Div I Games:

Dartmouth

■ Loss,
■ Non-Conf,
■ S Site,
■ H Home
■ A Away
N Neutral

Davidson

Through Games Of Feb. 5, 2019

Average RPI Win: 200	WON-LOST	WINNING	LAST 10	STRENGTH OF	OPP. STRENGTH	TEAM	ADJ.	CONF.	ADJ CONF.
Average RPI Loss: 155	RECORD	PCT. RANK	GAMES	SCHEDULE	OF SCHEDULE	RPI	RPI	RPI	RPI
DIV. I ONLY	12- 8	115	1- 0	208	153	133	133	17	17
DIV. I NON-CONF.	5- 7	206	0- 0	157	154	176	176	16	16
TOTALS	RPI 1-25	RPI 26-50	W-L RECORDS	RPI 51-100	RPI 101-150	RPI 150+			
12- 8	0- 1	1- 0	OVERALL	0- 1	3- 1	8- 5			
6- 2	0- 0	0- 0	HOME	0- 0	2- 1	4- 1			
6- 6	0- 1	1- 0	AWAY	0- 1	1- 0	4- 4			
0- 0	0- 0	0- 0	NEUTRAL	0- 0	0- 0	0- 0			
5- 7	0- 1	1- 0	NON-CONFERENCE	0- 1	2- 1	2- 4			
3- 1	0- 0	0- 0	HOME	0- 0	2- 1	1- 0			
2- 6	0- 1	1- 0	AWAY	0- 1	0- 0	1- 4			
0- 0	0- 0	0- 0	NEUTRAL	0- 0	0- 0	0- 0			
7- 1	0- 0	0- 0	CONFERENCE	0- 0	1- 0	6- 1			
3- 1	0- 0	0- 0	HOME	0- 0	0- 0	3- 1			
4- 0	0- 0	0- 0	AWAY	0- 0	1- 0	3- 0			
0- 0	0- 0	0- 0	NEUTRAL	0- 0	0- 0	0- 0			

RPI 1-25				RPI 26-50				RPI 51-100				RPI 101+ Team's RPI: 133			
RPI	S	Opponent	Score	RPI	S	Opponent	Score	RPI	S	Opponent	Score	RPI	S	Opponent	Score
9	A	NC State	45 75	47	A	Clemson	90 80	78	A	Princeton	57 65	127	H	High Point	71 62
												138	H	Appalachian St.	78 81
												139	A	Fordham	60 56
												149	H	William & Mary	76 65
												151	A	Duquesne	62 47
												162	A	Charlotte	66 78
												187	A	George Washington	62 42
												195	A	UNC Asheville	56 69
												198	A	Elon	72 73
												199	A	Rhode Island	77 67
												203	H	George Mason	67 59
												207	H	Massachusetts	58 70
												255	A	Gardner-Webb	49 54
												260	H	Richmond	78 55
												285	H	La Salle	80 61
												315	A	Charleston So.	72 34
												334	H	Presbyterian	83 56
LAST 12 Division I GAMES:															
285	H	La Salle	80 61	151	A	Duquesne	62 47								
187	A	George Washington	62 42	203	H	George Mason	67 59								
139	A	Fordham	60 56	9	A	NC State	45 75								
207	H	Massachusetts	58 70	162	A	Charlotte	66 78								
260	H	Richmond	78 55	334	H	Presbyterian	83 56								
199	A	Rhode Island	77 67	47	A	Clemson	90 80								

Non-Div I Games: Queens (NC) 80 47

Davidson

■ Loss,
 ■ Non-Conf,
 ■ S Site,
 ■ H Home
 ■ A Away
 N Neutral

Average RPI Win:	185	WON-LOST	WINNING	LAST 10	STRENGTH OF	OPP. STRENGTH	TEAM	ADJ.	CONF.	ADJ CONF.
Average RPI Loss:	84	RECORD	PCT. RANK	GAMES	SCHEDULE	OF SCHEDULE	RPI	RPI	RPI	RPI
DIV. I ONLY	11- 8	127	1- 0	95	93	105	105	17	17	
DIV. I NON-CONF.	5- 6	177	0- 0	19	45	80	80	16	16	
TOTALS	RPI 1-25	RPI 26-50	W-L RECORDS	RPI 51-100	RPI 101-150	RPI 150+				
11- 8	1- 2	1- 1	OVERALL	1- 3	1- 0	7- 2				
8- 1	1- 0	0- 0	HOME	1- 1	1- 0	5- 0				
2- 6	0- 2	0- 1	AWAY	0- 1	0- 0	2- 2				
1- 1	0- 0	1- 0	NEUTRAL	0- 1	0- 0	0- 0				
5- 6	1- 2	1- 1	NON-CONFERENCE	1- 3	0- 0	2- 0				
4- 1	1- 0	0- 0	HOME	1- 1	0- 0	2- 0				
0- 4	0- 2	0- 1	AWAY	0- 1	0- 0	0- 0				
1- 1	0- 0	1- 0	NEUTRAL	0- 1	0- 0	0- 0				
6- 2	0- 0	0- 0	CONFERENCE	0- 0	1- 0	5- 2				
4- 0	0- 0	0- 0	HOME	0- 0	1- 0	3- 0				
2- 2	0- 0	0- 0	AWAY	0- 0	0- 0	2- 2				
0- 0	0- 0	0- 0	NEUTRAL	0- 0	0- 0	0- 0				

RPI S	Opponent	Score	RPI S	Opponent	Score	RPI S	Opponent	Score	RPI S	Opponent	Score	Team's RPI: 105
16	A South Carolina	55 65	42	A James Madison	55 68	56	N Virginia Tech	57 69	139	H Fordham	72 50	
20	A Maryland	71 82	43	N Georgia Tech	85 66	73	A Green Bay	35 51	187	A George Washington	45 46	
25	H Buffalo	72 59				83	H Toledo	70 49	196	A Saint Louis	65 68	
						85	H Northeastern	79 84	199	A Rhode Island	74 62	
									202	A St. Bonaventure	62 49	
									207	H Massachusetts	75 47	
									231	H Colgate	67 58	
									280	H Saint Joseph's	72 65	
									285	H La Salle	84 45	
									338	H Evansville	69 30	
LAST 12 Division I GAMES:												
199	A Rhode Island	74 62	207	H Massachusetts	75 47							
280	H Saint Joseph's	72 65	285	H La Salle	84 45							
196	A Saint Louis	65 68	43	N Georgia Tech	85 66							
139	H Fordham	72 50	56	N Virginia Tech	57 69							
202	A St. Bonaventure	62 49	338	H Evansville	69 30							
187	A George Washington	45 46	25	H Buffalo	72 59							

Non-Div I Games:

Dayton

■ Loss,
 ■ Non-Conf,
 ■ S Site,
 ■ H Home
 ■ A Away
 N Neutral

Average RPI Win:	138	WON-LOST	WINNING	LAST 10	STRENGTH OF	OPP. STRENGTH	TEAM	ADJ.	CONF.	ADJ CONF.
Average RPI Loss:	35	RECORD	PCT. RANK	GAMES	SCHEDULE	OF SCHEDULE	RPI	RPI	RPI	RPI
DIV. I ONLY	15- 7	82	0- 1	40	13	38	38	6	6	
DIV. I NON-CONF.	9- 3	61	0- 0	98	10	43	43	4	4	
TOTALS	RPI 1-25	RPI 26-50	W-L RECORDS	RPI 51-100	RPI 101-150	RPI 150+				
15- 7	0- 5	2- 0	OVERALL	5- 0	3- 2	5- 0				
7- 4	0- 2	0- 0	HOME	2- 0	2- 2	3- 0				
6- 2	0- 2	2- 0	AWAY	1- 0	1- 0	2- 0				
2- 1	0- 1	0- 0	NEUTRAL	2- 0	0- 0	0- 0				
9- 3	0- 3	0- 0	NON-CONFERENCE	4- 0	1- 0	4- 0				
5- 1	0- 1	0- 0	HOME	2- 0	0- 0	3- 0				
2- 1	0- 1	0- 0	AWAY	0- 0	1- 0	1- 0				
2- 1	0- 1	0- 0	NEUTRAL	2- 0	0- 0	0- 0				
6- 4	0- 2	2- 0	CONFERENCE	1- 0	2- 2	1- 0				
2- 3	0- 1	0- 0	HOME	0- 0	2- 2	0- 0				
4- 1	0- 1	2- 0	AWAY	1- 0	0- 0	1- 0				
0- 0	0- 0	0- 0	NEUTRAL	0- 0	0- 0	0- 0				

RPI 1-25				RPI 26-50				Team's RPI: 38		RPI 51-100				RPI 101+			
RPI	S	Opponent	Score	RPI	S	Opponent	Score			RPI	S	Opponent	Score	RPI	S	Opponent	Score
1	H	Notre Dame	77 101	41	A	Villanova	66 59			59	N	Kansas St.	79 59	102	H	Providence	88 62
6	A	UConn	63 99	45	A	Butler	86 78			73	H	Green Bay	73 64	104	H	Creighton	82 85
8	A	Marquette	63 96							78	N	Princeton	82 67	109	H	Seton Hall	73 84
8	H	Marquette	87 93							87	H	Northwestern	76 60	126	H	St. John's (NY)	73 64
10	N	Syracuse	81 83							92	A	Georgetown	69 64	148	A	Oklahoma	87 76
														170	A	Xavier	73 71
														179	H	Temple	102 88
														228	A	Loyola Chicago	102 76
														292	H	Tennessee St.	95 73
														348	H	Savannah St.	124 61
LAST 12 Division I GAMES:																	
				8	H	Marquette	87 93			92	A	Georgetown	69 64				
				170	A	Xavier	73 71			8	A	Marquette	63 96				
				45	A	Butler	86 78			102	H	Providence	88 62				
				109	H	Seton Hall	73 84			104	H	Creighton	82 85				
				126	H	St. John's (NY)	73 64			228	A	Loyola Chicago	102 76				
				41	A	Villanova	66 59			292	H	Tennessee St.	95 73				

Non-Div I Games:

DePaul

■ Loss,
■ Non-Conf,
■ S Site,
■ H Home
■ A Away
N Neutral

Delaware

Through Games Of Feb. 5, 2019

Average RPI Win:	239	WON-LOST	WINNING	LAST 10	STRENGTH OF	OPP. STRENGTH	TEAM	ADJ.	CONF.	ADJ CONF.
Average RPI Loss:	103	RECORD	PCT. RANK	GAMES	SCHEDULE	OF SCHEDULE	RPI	RPI	RPI	RPI
DIV. I ONLY	10- 11	178	1- 0	102	211	164	164	10	10	
DIV. I NON-CONF.	5- 7	206	1- 0	128	291	201	201	11	11	
TOTALS	RPI 1-25	RPI 26-50	W-L RECORDS	RPI 51-100	RPI 101-150	RPI 150+				
10- 11	0- 2	0- 1	OVERALL	0- 3	2- 2	8- 3				
4- 5	0- 2	0- 1	HOME	0- 1	1- 1	3- 0				
4- 4	0- 0	0- 0	AWAY	0- 2	1- 0	3- 2				
2- 2	0- 0	0- 0	NEUTRAL	0- 0	0- 1	2- 1				
5- 7	0- 2	0- 0	NON-CONFERENCE	0- 1	0- 1	5- 3				
2- 2	0- 2	0- 0	HOME	0- 0	0- 0	2- 0				
1- 3	0- 0	0- 0	AWAY	0- 1	0- 0	1- 2				
2- 2	0- 0	0- 0	NEUTRAL	0- 0	0- 1	2- 1				
5- 4	0- 0	0- 1	CONFERENCE	0- 2	2- 1	3- 0				
2- 3	0- 0	0- 1	HOME	0- 1	1- 1	1- 0				
3- 1	0- 0	0- 0	AWAY	0- 1	1- 0	2- 0				
0- 0	0- 0	0- 0	NEUTRAL	0- 0	0- 0	0- 0				

RPI 1-25				RPI 26-50				RPI 51-100				RPI 101+ Team's RPI: 164			
RPI	S	Opponent	Score	RPI	S	Opponent	Score	RPI	S	Opponent	Score	RPI	S	Opponent	Score
14	H	UCF	60 71	42	H	James Madison	43 68	85	A	Northeastern	62 75	119	H	UNCW	65 53
20	H	Maryland	53 77					90	H	Drexel	40 57	121	H	Towson	48 56
								93	A	UNI	67 79	140	N	Montana St.	60 69
												149	A	William & Mary	70 59
												156	N	Bradley	47 59
												168	A	Boston U.	61 72
												184	N	Nicholls St.	71 56
												198	A	Elon	74 63
												203	A	George Mason	46 72
												250	A	Hofstra	78 59
												255	H	Gardner-Webb	69 45
												280	H	Saint Joseph's	48 39
												291	H	Col. of Charleston	74 50
												321	N	Lafayette	65 47
												347	A	Delaware St.	85 77
LAST 12 Division I GAMES:															
321	N	Lafayette	65 47	85	A	Northeastern	62 75	250	A	Hofstra	78 59	90	H	Drexel	40 57
184	N	Nicholls St.	71 56	250	A	Hofstra	78 59	90	H	Drexel	40 57	121	H	Towson	48 56
198	A	Elon	74 63	90	H	Drexel	40 57	121	H	Towson	48 56	42	H	James Madison	43 68
149	A	William & Mary	70 59	121	H	Towson	48 56	42	H	James Madison	43 68	280	H	Saint Joseph's	48 39
291	H	Col. of Charleston	74 50	42	H	James Madison	43 68	280	H	Saint Joseph's	48 39				
119	H	UNCW	65 53												

Non-Div I Games:

Delaware

Loss, Non-Conf, S Site, H Home A Away N Neutral

Average RPI Win:	346	WON-LOST	WINNING	LAST 10	STRENGTH OF	OPP. STRENGTH	TEAM	ADJ.	CONF.	ADJ CONF.
Average RPI Loss:	215	RECORD	PCT. RANK	GAMES	SCHEDULE	OF SCHEDULE	RPI	RPI	RPI	RPI
DIV. I ONLY	2- 16	334	0- 1	296	348	347	347	32	32	
DIV. I NON-CONF.	0- 9	336	0- 0	126	263	328	328	32	32	
TOTALS	RPI 1-25	RPI 26-50	W-L RECORDS	RPI 51-100	RPI 101-150	RPI 150+				
2- 16	0- 0	0- 1	OVERALL	0- 0	0- 2	2- 13				
2- 5	0- 0	0- 1	HOME	0- 0	0- 0	2- 4				
0- 11	0- 0	0- 0	AWAY	0- 0	0- 2	0- 9				
0- 0	0- 0	0- 0	NEUTRAL	0- 0	0- 0	0- 0				
0- 9	0- 0	0- 1	NON-CONFERENCE	0- 0	0- 2	0- 6				
0- 2	0- 0	0- 1	HOME	0- 0	0- 0	0- 1				
0- 7	0- 0	0- 0	AWAY	0- 0	0- 2	0- 5				
0- 0	0- 0	0- 0	NEUTRAL	0- 0	0- 0	0- 0				
2- 7	0- 0	0- 0	CONFERENCE	0- 0	0- 0	2- 7				
2- 3	0- 0	0- 0	HOME	0- 0	0- 0	2- 3				
0- 4	0- 0	0- 0	AWAY	0- 0	0- 0	0- 4				
0- 0	0- 0	0- 0	NEUTRAL	0- 0	0- 0	0- 0				

RPI 1-25			RPI 26-50			RPI 51-100			RPI 101+			Team's RPI: 347
RPI	S	Opponent	Score	RPI	S	Opponent	Score	RPI	S	Opponent	Score	
				42	H	James Madison	57 103					
								120	A	VCU	55 97	
								126	A	St. John's (NY)	44 82	
								164	H	Delaware	77 85	
								170	A	Xavier	59 80	
								179	A	Temple	61 75	
								214	A	Robert Morris	63 64	
								221	A	Howard	62 78	
								230	A	Marshall	63 75	
								233	H	N.C. A&T	47 67	
								248	A	Cornell	59 94	
								266	A	Norfolk St.	50 63	
								267	A	Bethune-Cookman	55 67	
								290	H	South Carolina St.	60 63	
								317	H	Coppin St.	57 71	
								343	H	N.C. Central	71 61	
								348	H	Savannah St.	66 58	
								349	A	Florida A&M	52 57	
LAST 12 Division I GAMES:												
				290	H	South Carolina St.	60 63					
				348	H	Savannah St.	66 58					
				221	A	Howard	62 78					
				349	A	Florida A&M	52 57					
				267	A	Bethune-Cookman	55 67					
				343	H	N.C. Central	71 61					
				233	H	N.C. A&T	47 67					
				317	H	Coppin St.	57 71					
				266	A	Norfolk St.	50 63					
				120	A	VCU	55 97					
				230	A	Marshall	63 75					
				214	A	Robert Morris	63 64					

Non-Div I Games: Post 65 53 Cheyney 79 59

Delaware St.

Loss, Non-Conf, S Site, H Home A Away N Neutral

Average RPI Win:	191	WON-LOST	WINNING	LAST 10	STRENGTH OF	OPP. STRENGTH	TEAM	ADJ.	CONF.	ADJ CONF.
Average RPI Loss:	152	RECORD	PCT. RANK	GAMES	SCHEDULE	OF SCHEDULE	RPI	RPI	RPI	RPI
DIV. I ONLY	12- 10	147	0- 1	189	147	167	167	19	19	
DIV. I NON-CONF.	7- 6	153	0- 0	167	130	155	155	19	19	
TOTALS	RPI 1-25	RPI 26-50	W-L RECORDS	RPI 51-100	RPI 101-150	RPI 150+				
12- 10	0- 0	1- 3	OVERALL	2- 1	1- 1	8- 5				
10- 2	0- 0	1- 1	HOME	2- 0	1- 0	6- 1				
2- 8	0- 0	0- 2	AWAY	0- 1	0- 1	2- 4				
0- 0	0- 0	0- 0	NEUTRAL	0- 0	0- 0	0- 0				
7- 6	0- 0	0- 1	NON-CONFERENCE	2- 1	1- 1	4- 3				
6- 1	0- 0	0- 0	HOME	2- 0	1- 0	3- 1				
1- 5	0- 0	0- 1	AWAY	0- 1	0- 1	1- 2				
0- 0	0- 0	0- 0	NEUTRAL	0- 0	0- 0	0- 0				
5- 4	0- 0	1- 2	CONFERENCE	0- 0	0- 0	4- 2				
4- 1	0- 0	1- 1	HOME	0- 0	0- 0	3- 0				
1- 3	0- 0	0- 1	AWAY	0- 0	0- 0	1- 2				
0- 0	0- 0	0- 0	NEUTRAL	0- 0	0- 0	0- 0				

RPI S	Opponent	Score	RPI S	Opponent	Score	RPI S	Opponent	Score	RPI S	Opponent	Score	Team's RPI: 167
28	A South Dakota St.	59 76	28	H South Dakota St.	67 83	71	H Lamar University	117 110	108	A Northern Colo.	66 74	
35	H South Dakota	104 99	99	H American	83 54	100	A Nebraska	71 96	111	H Loyola Marymount	104 75	
46	A Wyoming	74 78							160	A New Mexico St.	64 66	
									183	H Oral Roberts	93 76	
									202	H St. Bonaventure	76 62	
									219	A Colorado St.	79 84	
									220	H UMKC	92 75	
									222	H North Dakota	87 66	
									240	A Western Ill.	78 87	
									252	H Air Force	92 66	
									259	A Southern Utah	71 70	
									261	H Samford	83 87	
									311	H North Dakota St.	81 54	
									322	A Omaha	95 68	
									332	A Purdue Fort Wayne	55 70	
LAST 12 Division I GAMES:												
28	H South Dakota St.	67 83	35	H South Dakota	104 99							
332	A Purdue Fort Wayne	55 70	240	A Western Ill.	78 87							
183	H Oral Roberts	93 76	322	A Omaha	95 68							
311	H North Dakota St.	81 54	219	A Colorado St.	79 84							
28	A South Dakota St.	59 76	261	H Samford	83 87							
222	H North Dakota	87 66	100	A Nebraska	71 96							

Non-Div I Games:

Denver

Average RPI Win:	325	WON-LOST	WINNING	LAST 10	STRENGTH OF	OPP. STRENGTH	TEAM	ADJ.	CONF.	ADJ CONF.
Average RPI Loss:	179	RECORD	PCT. RANK	GAMES	SCHEDULE	OF SCHEDULE	RPI	RPI	RPI	RPI
DIV. I ONLY	2- 19	343	0- 1	254	224	329	329	20	20	
DIV. I NON-CONF.	1- 9	326	0- 0	248	232	323	323	17	17	
TOTALS	RPI 1-25	RPI 26-50	W-L RECORDS	RPI 51-100	RPI 101-150	RPI 150+				
2- 19	0- 0	0- 0	OVERALL	0- 5	0- 4	2- 10				
0- 7	0- 0	0- 0	HOME	0- 2	0- 1	0- 4				
2- 12	0- 0	0- 0	AWAY	0- 3	0- 3	2- 6				
0- 0	0- 0	0- 0	NEUTRAL	0- 0	0- 0	0- 0				
1- 9	0- 0	0- 0	NON-CONFERENCE	0- 3	0- 1	1- 5				
0- 3	0- 0	0- 0	HOME	0- 1	0- 0	0- 2				
1- 6	0- 0	0- 0	AWAY	0- 2	0- 1	1- 3				
0- 0	0- 0	0- 0	NEUTRAL	0- 0	0- 0	0- 0				
1- 10	0- 0	0- 0	CONFERENCE	0- 2	0- 3	1- 5				
0- 4	0- 0	0- 0	HOME	0- 1	0- 1	0- 2				
1- 6	0- 0	0- 0	AWAY	0- 1	0- 2	1- 3				
0- 0	0- 0	0- 0	NEUTRAL	0- 0	0- 0	0- 0				

RPI S	Opponent	Score	RPI S	Opponent	Score	RPI S	Opponent	Score	RPI S	Opponent	Score	Team's RPI: 329
						55	H Miami (OH)	59 78	110	A Ohio St.	41 55	
						57	A Michigan	62 95	125	A Youngstown St.	45 91	
						73	H Green Bay	40 65	125	H Youngstown St.	59 85	
						83	A Toledo	60 77	134	A IUPUI	47 82	
						84	A Wright St.	59 78	189	A Eastern Mich.	53 60	
									190	H Milwaukee	44 62	
									218	A Bowling Green	73 79	
									228	A Loyola Chicago	43 52	
									270	A Cleveland St.	51 67	
									270	H Cleveland St.	49 67	
									281	A Northern Ky.	56 68	
									283	H Western Mich.	44 54	
									304	A Oakland	67 74	
									319	A Manhattan	58 56	
									322	H Omaha	42 51	
									331	A UIC	42 36	
LAST 12 Division I GAMES:												
125	A	Youngstown St.	45	91	331	A	UIC	42	36			
270	A	Cleveland St.	51	67	134	A	IUPUI	47	82			
84	A	Wright St.	59	78	304	A	Oakland	67	74			
281	A	Northern Ky.	56	68	270	H	Cleveland St.	49	67			
190	H	Milwaukee	44	62	125	H	Youngstown St.	59	85			
73	H	Green Bay	40	65	83	A	Toledo	60	77			

Non-Div I Games: Mich.-Dearborn 68 60

Detroit Mercy

Loss, Non-Conf, S Site, H Home A Away N Neutral

Average RPI Win:	152	WON-LOST	WINNING	LAST 10	STRENGTH OF	OPP. STRENGTH	TEAM	ADJ.	CONF.	ADJ CONF.
Average RPI Loss:	24	RECORD	PCT. RANK	GAMES	SCHEDULE	OF SCHEDULE	RPI	RPI	RPI	RPI
DIV. I ONLY	15- 5	52	1- 0	33	60	19	19	13	13	
DIV. I NON-CONF.	7- 4	109	1- 0	6	2	12	12	14	14	
TOTALS	RPI 1-25	RPI 26-50	W-L RECORDS	RPI 51-100	RPI 101-150	RPI 150+				
15- 5	2- 3	1- 1	OVERALL	2- 1	2- 0	8- 0				
5- 2	0- 1	1- 0	HOME	0- 1	1- 0	3- 0				
8- 2	0- 1	0- 1	AWAY	2- 0	1- 0	5- 0				
2- 1	2- 1	0- 0	NEUTRAL	0- 0	0- 0	0- 0				
7- 4	2- 3	1- 1	NON-CONFERENCE	1- 0	2- 0	1- 0				
2- 1	0- 1	1- 0	HOME	0- 0	1- 0	0- 0				
3- 2	0- 1	0- 1	AWAY	1- 0	1- 0	1- 0				
2- 1	2- 1	0- 0	NEUTRAL	0- 0	0- 0	0- 0				
8- 1	0- 0	0- 0	CONFERENCE	1- 1	0- 0	7- 0				
3- 1	0- 0	0- 0	HOME	0- 1	0- 0	3- 0				
5- 0	0- 0	0- 0	AWAY	1- 0	0- 0	4- 0				
0- 0	0- 0	0- 0	NEUTRAL	0- 0	0- 0	0- 0				

RPI	S	Opponent	Score
1	N	Notre Dame	64 82
11	A	Iowa St.	81 86
13	H	Iowa	82 91
15	N	Rutgers	69 59
16	N	South Carolina	90 85

RPI	S	Opponent	Score
28	A	South Dakota St.	71 80
35	H	South Dakota	76 64

RPI	S	Opponent	Score
67	H	Missouri St.	79 85
93	A	UNI	88 64
100	A	Nebraska	83 77

RPI	S	Opponent	Score
104	A	Creighton	85 69
144	H	CSUN	73 63
155	H	Southern Ill.	94 66
156	A	Bradley	92 63
172	A	Indiana St.	70 68
185	A	Illinois St.	82 64
228	H	Loyola Chicago	69 60
240	A	Western Ill.	98 71
294	H	Valparaiso	84 53
338	A	Evansville	78 47

LAST 12 Division I GAMES:

16	N	South Carolina	90	85	93	A	UNI	88	64
1	N	Notre Dame	64	82	294	H	Valparaiso	84	53
155	H	Southern Ill.	94	66	228	H	Loyola Chicago	69	60
67	H	Missouri St.	79	85	185	A	Illinois St.	82	64
338	A	Evansville	78	47	156	A	Bradley	92	63
172	A	Indiana St.	70	68	13	H	Iowa	82	91

Non-Div I Games: Clarke 91 43

Drake

Loss, Non-Conf, S Site, H Home A Away N Neutral

Average RPI Win:	216	WON-LOST	WINNING	LAST 10	STRENGTH OF	OPP. STRENGTH	TEAM	ADJ.	CONF.	ADJ CONF.
Average RPI Loss:	78	RECORD	PCT. RANK	GAMES	SCHEDULE	OF SCHEDULE	RPI	RPI	RPI	RPI
DIV. I ONLY	15- 5	52	1- 0	146	192	90	90	10	10	
DIV. I NON-CONF.	8- 3	72	1- 0	175	258	105	105	11	11	
TOTALS	RPI 1-25	RPI 26-50	W-L RECORDS	RPI 51-100	RPI 101-150	RPI 150+				
15- 5	0- 0	1- 1	OVERALL	1- 3	2- 1	11- 0				
5- 4	0- 0	1- 1	HOME	0- 2	1- 1	3- 0				
9- 0	0- 0	0- 0	AWAY	1- 0	1- 0	7- 0				
1- 1	0- 0	0- 0	NEUTRAL	0- 1	0- 0	1- 0				
8- 3	0- 0	1- 0	NON-CONFERENCE	0- 3	0- 0	7- 0				
3- 2	0- 0	1- 0	HOME	0- 2	0- 0	2- 0				
4- 0	0- 0	0- 0	AWAY	0- 0	0- 0	4- 0				
1- 1	0- 0	0- 0	NEUTRAL	0- 1	0- 0	1- 0				
7- 2	0- 0	0- 1	CONFERENCE	1- 0	2- 1	4- 0				
2- 2	0- 0	0- 1	HOME	0- 0	1- 1	1- 0				
5- 0	0- 0	0- 0	AWAY	1- 0	1- 0	3- 0				
0- 0	0- 0	0- 0	NEUTRAL	0- 0	0- 0	0- 0				

RPI 1-25				RPI 26-50				RPI 51-100				Team's RPI: 90	RPI 101+			
RPI	S	Opponent	Score	RPI	S	Opponent	Score	RPI	S	Opponent	Score		RPI	S	Opponent	Score
				42	H	James Madison	35 51	62	H	Quinnipiac	52 56		119	H	UNCW	67 55
				48	H	Bucknell	64 42	82	H	Penn	39 55		121	H	Towson	54 55
								84	N	Wright St.	63 71		149	A	William & Mary	62 58
								85	A	Northeastern	61 59		164	A	Delaware	57 40
													198	A	Elon	59 44
													250	A	Hofstra	61 49
													255	H	Gardner-Webb	65 48
													260	A	Richmond	58 35
													271	N	Siena	51 39
													273	A	Vermont	60 44
													280	H	Saint Joseph's	51 34
													285	A	La Salle	58 43
													291	H	Col. of Charleston	76 53
													319	A	Manhattan	53 39
LAST 12 Division I GAMES:																
				273	A	Vermont	60 44	85	A	Northeastern	61 59					
				149	A	William & Mary	62 58	164	A	Delaware	57 40					
				198	A	Elon	59 44	42	H	James Madison	35 51					
				119	H	UNCW	67 55	121	H	Towson	54 55					
				291	H	Col. of Charleston	76 53	260	A	Richmond	58 35					
				250	A	Hofstra	61 49	82	H	Penn	39 55					

Non-Div I Games:

Drexel

Average RPI Win:	150	WON-LOST	WINNING	LAST 10	STRENGTH OF	OPP. STRENGTH	TEAM	ADJ.	CONF.	ADJ CONF.
Average RPI Loss:	46	RECORD	PCT. RANK	GAMES	SCHEDULE	OF SCHEDULE	RPI	RPI	RPI	RPI
DIV. I ONLY	10- 11	178	0- 1	16	21	70	70	1	1	
DIV. I NON-CONF.	8- 4	91	0- 1	68	59	47	47	1	1	
TOTALS	RPI 1-25	RPI 26-50	W-L RECORDS	RPI 51-100	RPI 101-150	RPI 150+				
10- 11	0- 4	0- 4	OVERALL	3- 1	2- 2	5- 0				
7- 3	0- 2	0- 1	HOME	2- 0	2- 0	3- 0				
2- 6	0- 2	0- 2	AWAY	1- 1	0- 1	1- 0				
1- 2	0- 0	0- 1	NEUTRAL	0- 0	0- 1	1- 0				
8- 4	0- 0	0- 2	NON-CONFERENCE	2- 1	1- 1	5- 0				
5- 0	0- 0	0- 0	HOME	1- 0	1- 0	3- 0				
2- 2	0- 0	0- 1	AWAY	1- 1	0- 0	1- 0				
1- 2	0- 0	0- 1	NEUTRAL	0- 0	0- 1	1- 0				
2- 7	0- 4	0- 2	CONFERENCE	1- 0	1- 1	0- 0				
2- 3	0- 2	0- 1	HOME	1- 0	1- 0	0- 0				
0- 4	0- 2	0- 1	AWAY	0- 0	0- 1	0- 0				
0- 0	0- 0	0- 0	NEUTRAL	0- 0	0- 0	0- 0				

RPI S Opponent	Score	RPI S Opponent	Score	RPI S Opponent	Score	RPI S Opponent	Score
3 H Louisville	51 73	26 H Miami (FL)	50 58	69 H FGCU	57 41	103 A Boston College	90 92
9 A NC State	51 63	31 A Oregon St.	57 71	77 A Maine	66 63	123 H Pittsburgh	74 55
10 H Syracuse	55 64	36 N Missouri	54 62	87 A Northwestern	58 84	135 N Washington	64 71
23 A Florida St.	62 66	43 A Georgia Tech	64 70	97 H Wake Forest	66 52	150 H Marist	64 56
						177 A Wisconsin	60 53
						180 N Ball St.	79 62
						198 H Elon	81 64
						211 H UNLV	66 38
						216 H East Carolina	83 66
LAST 12 Division I GAMES:							
36 N Missouri	54 62	23 A Florida St.	62 66				
180 N Ball St.	79 62	26 H Miami (FL)	50 58				
123 H Pittsburgh	74 55	43 A Georgia Tech	64 70				
103 A Boston College	90 92	3 H Louisville	51 73				
10 H Syracuse	55 64	9 A NC State	51 63				
97 H Wake Forest	66 52	69 H FGCU	57 41				

Non-Div I Games:

Duke

Average RPI Win:	209	WON-LOST	WINNING	LAST 10	STRENGTH OF	OPP. STRENGTH	TEAM	ADJ.	CONF.	ADJ CONF.
Average RPI Loss:	101	RECORD	PCT. RANK	GAMES	SCHEDULE	OF SCHEDULE	RPI	RPI	RPI	RPI
DIV. I ONLY	11- 10	154	0- 1	174	83	151	151	17	17	
DIV. I NON-CONF.	6- 7	172	0- 0	92	22	115	115	16	16	
TOTALS	RPI 1-25	RPI 26-50	W-L RECORDS	RPI 51-100	RPI 101-150	RPI 150+				
11- 10	0- 2	0- 2	OVERALL	1- 1	1- 3	9- 2				
5- 4	0- 1	0- 0	HOME	0- 0	0- 2	5- 1				
6- 4	0- 0	0- 2	AWAY	1- 1	1- 1	4- 0				
0- 2	0- 1	0- 0	NEUTRAL	0- 0	0- 0	0- 1				
6- 7	0- 2	0- 2	NON-CONFERENCE	1- 1	1- 1	4- 1				
3- 2	0- 1	0- 0	HOME	0- 0	0- 1	3- 0				
3- 3	0- 0	0- 2	AWAY	1- 1	1- 0	1- 0				
0- 2	0- 1	0- 0	NEUTRAL	0- 0	0- 0	0- 1				
5- 3	0- 0	0- 0	CONFERENCE	0- 0	0- 2	5- 1				
2- 2	0- 0	0- 0	HOME	0- 0	0- 1	2- 1				
3- 1	0- 0	0- 0	AWAY	0- 0	0- 1	3- 0				
0- 0	0- 0	0- 0	NEUTRAL	0- 0	0- 0	0- 0				

RPI 1-25				RPI 26-50				RPI 51-100				RPI 101+ Team's RPI: 151			
RPI	S	Opponent	Score	RPI	S	Opponent	Score	RPI	S	Opponent	Score	RPI	S	Opponent	Score
10	N	Syracuse	71 87	30	A	Texas	41 78	75	A	Kent St.	77 72	114	A	Penn St.	64 58
14	H	UCF	63 71	50	A	TCU	48 61	83	A	Toledo	52 65	123	H	Pittsburgh	58 66
												133	H	Davidson	47 62
												139	A	Fordham	46 57
												179	H	Temple	54 53
												187	H	George Washington	54 55
												202	A	St. Bonaventure	60 54
												203	A	George Mason	60 57
												205	A	Saint Francis (PA)	93 73
												241	N	Liberty	51 55
												246	H	Mt. St. Mary's	73 64
												247	H	ETSU	66 58
												260	H	Richmond	80 54
												280	H	Saint Joseph's	81 73
												285	A	La Salle	66 62
LAST 12 Division I GAMES:															
139	A	Fordham	46 57	133	H	Davidson	47 62								
187	H	George Washington	54 55	202	A	St. Bonaventure	60 54								
285	A	La Salle	66 62	179	H	Temple	54 53								
260	H	Richmond	80 54	123	H	Pittsburgh	58 66								
280	H	Saint Joseph's	81 73	241	N	Liberty	51 55								
203	A	George Mason	60 57	10	N	Syracuse	71 87								

Non-Div I Games:

Duquesne

■ Loss,
 ■ Non-Conf,
 ■ S Site,
 ■ H Home
 ■ A Away
 N Neutral

Average RPI Win:	258	WON-LOST	WINNING	LAST 10	STRENGTH OF	OPP. STRENGTH	TEAM	ADJ.	CONF.	ADJ CONF.
Average RPI Loss:	118	RECORD	PCT. RANK	GAMES	SCHEDULE	OF SCHEDULE	RPI	RPI	RPI	RPI
DIV. I ONLY	6- 17	297	0- 2	77	184	247	247	25	25	
DIV. I NON-CONF.	2- 14	319	0- 2	25	135	225	225	25	25	
TOTALS	RPI 1-25	RPI 26-50	W-L RECORDS	RPI 51-100	RPI 101-150	RPI 150+				
6- 17	0- 3	0- 0	OVERALL	0- 3	1- 6	5- 5				
6- 4	0- 0	0- 0	HOME	0- 1	1- 2	5- 1				
0- 10	0- 1	0- 0	AWAY	0- 2	0- 3	0- 4				
0- 3	0- 2	0- 0	NEUTRAL	0- 0	0- 1	0- 0				
2- 14	0- 3	0- 0	NON-CONFERENCE	0- 3	1- 5	1- 3				
2- 4	0- 0	0- 0	HOME	0- 1	1- 2	1- 1				
0- 7	0- 1	0- 0	AWAY	0- 2	0- 2	0- 2				
0- 3	0- 2	0- 0	NEUTRAL	0- 0	0- 1	0- 0				
4- 3	0- 0	0- 0	CONFERENCE	0- 0	0- 1	4- 2				
4- 0	0- 0	0- 0	HOME	0- 0	0- 0	4- 0				
0- 3	0- 0	0- 0	AWAY	0- 0	0- 1	0- 2				
0- 0	0- 0	0- 0	NEUTRAL	0- 0	0- 0	0- 0				

RPI 1-25			RPI 26-50			RPI 51-100			RPI 101+ Team's RPI: 247		
RPI	S	Opponent	Score	RPI	S	Opponent	Score	RPI	S	Opponent	Score
15	N	Rutgers	44 68					106	A	South Alabama	74 81
16	N	South Carolina	55 101					112	H	Houston	77 84
24	A	Michigan St.	53 75					116	A	Radford	64 79
								118	N	Western Ky.	68 82
								127	H	High Point	65 73
								130	A	Chattanooga	67 76
								138	H	Appalachian St.	95 64
								151	A	Duquesne	58 66
								157	A	Mercer	41 64
								195	A	UNC Asheville	55 56
								233	H	N.C. A&T	61 56
								241	H	Liberty	86 89
								244	H	Furman	75 70
								261	A	Samford	58 79
								284	H	Wofford	92 79
								313	H	UNC Greensboro	85 76
								335	H	Western Caro.	88 80
LAST 12 Division I GAMES:											
15	N	Rutgers	44 68	284	H	Wofford	92 79				
118	N	Western Ky.	68 82	244	H	Furman	75 70				
335	H	Western Caro.	88 80	130	A	Chattanooga	67 76				
313	H	UNC Greensboro	85 76	127	H	High Point	65 73				
157	A	Mercer	41 64	63	A	Tennessee	61 80				
261	A	Samford	58 79	151	A	Duquesne	58 66				

Non-Div I Games:

ETSU

■ Loss,
■ Non-Conf,
■ S Site,
■ H Home
■ A Away
N Neutral

East Carolina

Through Games Of Feb. 5, 2019

Average RPI Win:	248	WON-LOST	WINNING	LAST 10	STRENGTH OF	OPP. STRENGTH	TEAM	ADJ.	CONF.	ADJ CONF.
Average RPI Loss:	145	RECORD	PCT. RANK	GAMES	SCHEDULE	OF SCHEDULE	RPI	RPI	RPI	RPI
DIV. I ONLY	11- 10	154	1- 0	258	194	216	216	9	9	
DIV. I NON-CONF.	9- 4	85	0- 0	309	260	197	197	9	9	
TOTALS	RPI 1-25	RPI 26-50	W-L RECORDS	RPI 51-100	RPI 101-150	RPI 150+				
11- 10	0- 1	0- 0	OVERALL	1- 1	1- 3	9- 5				
9- 3	0- 1	0- 0	HOME	1- 0	1- 1	7- 1				
0- 7	0- 0	0- 0	AWAY	0- 1	0- 2	0- 4				
2- 0	0- 0	0- 0	NEUTRAL	0- 0	0- 0	2- 0				
9- 4	0- 0	0- 0	NON-CONFERENCE	1- 1	0- 2	8- 1				
7- 1	0- 0	0- 0	HOME	1- 0	0- 1	6- 0				
0- 3	0- 0	0- 0	AWAY	0- 1	0- 1	0- 1				
2- 0	0- 0	0- 0	NEUTRAL	0- 0	0- 0	2- 0				
2- 6	0- 1	0- 0	CONFERENCE	0- 0	1- 1	1- 4				
2- 2	0- 1	0- 0	HOME	0- 0	1- 0	1- 1				
0- 4	0- 0	0- 0	AWAY	0- 0	0- 1	0- 3				
0- 0	0- 0	0- 0	NEUTRAL	0- 0	0- 0	0- 0				

RPI 1-25				RPI 26-50				RPI 51-100				RPI 101+ Team's RPI: 216			
RPI	S	Opponent	Score	RPI	S	Opponent	Score	RPI	S	Opponent	Score	RPI	S	Opponent	Score
14	H	UCF	58 61					70	A	Duke	66 83	119	H	UNCW	68 71
								97	H	Wake Forest	70 61	122	A	Tulane	57 68
												122	H	Tulane	63 61
												149	A	William & Mary	43 63
												161	H	Tulsa	55 75
												162	A	Charlotte	46 52
												178	H	UMES	84 69
												179	A	Temple	62 84
												213	A	Memphis	46 58
												227	H	Monmouth	73 67
												241	H	Liberty	66 63
												263	A	Wichita St.	47 57
												263	H	Wichita St.	78 56
												290	N	South Carolina St.	71 63
												295	H	Kennesaw St.	68 56
												337	H	USC Upstate	63 53
												340	H	Grand Canyon	59 47
												341	N	Longwood	61 52
LAST 12 Division I GAMES:															
122	H	Tulane	63 61	263	H	Wichita St.	78 56								
263	A	Wichita St.	47 57	122	A	Tulane	57 68								
179	A	Temple	62 84	119	H	UNCW	68 71								
14	H	UCF	58 61	70	A	Duke	66 83								
213	A	Memphis	46 58	290	N	South Carolina St.	71 63								
161	H	Tulsa	55 75	341	N	Longwood	61 52								

Non-Div I Games:

East Carolina

Loss, Non-Conf, S Site, H Home A Away N Neutral

Eastern Ill.

Through Games Of Feb. 5, 2019

Average RPI Win:	248	WON-LOST	WINNING	LAST 10	STRENGTH OF	OPP. STRENGTH	TEAM	ADJ.	CONF.	ADJ CONF.
Average RPI Loss:	175	RECORD	PCT. RANK	GAMES	SCHEDULE	OF SCHEDULE	RPI	RPI	RPI	RPI
DIV. I ONLY	6- 12	260	0- 1	203	300	279	279	22	22	
DIV. I NON-CONF.	3- 5	227	0- 0	205	246	216	216	21	21	
TOTALS	RPI 1-25	RPI 26-50	W-L RECORDS	RPI 51-100	RPI 101-150	RPI 150+				
6- 12	0- 0	0- 1	OVERALL	0- 1	1- 3	5- 7				
5- 3	0- 0	0- 0	HOME	0- 0	1- 1	4- 2				
0- 9	0- 0	0- 1	AWAY	0- 1	0- 2	0- 5				
1- 0	0- 0	0- 0	NEUTRAL	0- 0	0- 0	1- 0				
3- 5	0- 0	0- 1	NON-CONFERENCE	0- 1	0- 0	3- 3				
2- 0	0- 0	0- 0	HOME	0- 0	0- 0	2- 0				
0- 5	0- 0	0- 1	AWAY	0- 1	0- 0	0- 3				
1- 0	0- 0	0- 0	NEUTRAL	0- 0	0- 0	1- 0				
3- 7	0- 0	0- 0	CONFERENCE	0- 0	1- 3	2- 4				
3- 3	0- 0	0- 0	HOME	0- 0	1- 1	2- 2				
0- 4	0- 0	0- 0	AWAY	0- 0	0- 2	0- 2				
0- 0	0- 0	0- 0	NEUTRAL	0- 0	0- 0	0- 0				

RPI S	Opponent	Score	RPI S	Opponent	Score	RPI S	Opponent	Score	RPI S	Opponent	Score	Team's RPI: 279
45	A Butler	37 72	98	A Northern Ill.	59 78	117	H Morehead St.	57 67	132	A UT Martin	66 90	
						132	H UT Martin	77 71	142	A Tennessee Tech	88 99	
						155	A Southern Ill.	59 73	156	A Bradley	64 67	
						172	H Indiana St.	63 39	217	A Southeast Mo. St.	57 72	
						224	A Jacksonville St.	49 78	235	H SIUE	56 65	
						240	N Western Ill.	64 62	282	H Austin Peay	60 73	
						289	H Murray St.	75 67	294	A Valparaiso	60 62	
						323	H Eastern Ky.	80 60	332	H Purdue Fort Wayne	72 63	
LAST 12 Division I GAMES:												
117	H Morehead St.	57 67	142	A Tennessee Tech	88 99							
323	H Eastern Ky.	80 60	224	A Jacksonville St.	49 78							
217	A Southeast Mo. St.	57 72	235	H SIUE	56 65							
132	A UT Martin	66 90	132	H UT Martin	77 71							
282	H Austin Peay	60 73	172	H Indiana St.	63 39							
289	H Murray St.	75 67	98	A Northern Ill.	59 78							

Non-Div I Games: Lincoln Christian 97 34 Eureka 104 48 Oakland City 102 43

Eastern Ill.

Loss, Non-Conf, S Site, H Home A Away N Neutral

Average RPI Win:	0	WON-LOST	WINNING	LAST 10	STRENGTH OF	OPP. STRENGTH	TEAM	ADJ.	CONF.	ADJ CONF.
Average RPI Loss:	170	RECORD	PCT. RANK	GAMES	SCHEDULE	OF SCHEDULE	RPI	RPI	RPI	RPI
DIV. I ONLY	0- 19	351	0- 1	90	286	323	323	22	22	
DIV. I NON-CONF.	0- 9	336	0- 1	17	249	250	250	21	21	
TOTALS	RPI 1-25	RPI 26-50	W-L RECORDS	RPI 51-100	RPI 101-150	RPI 150+				
0- 19	0- 1	0- 1	OVERALL	0- 4	0- 3	0- 10				
0- 6	0- 0	0- 0	HOME	0- 0	0- 2	0- 4				
0- 11	0- 0	0- 1	AWAY	0- 3	0- 1	0- 6				
0- 2	0- 1	0- 0	NEUTRAL	0- 1	0- 0	0- 0				
0- 9	0- 1	0- 1	NON-CONFERENCE	0- 3	0- 1	0- 3				
0- 2	0- 0	0- 0	HOME	0- 0	0- 0	0- 2				
0- 5	0- 0	0- 1	AWAY	0- 2	0- 1	0- 1				
0- 2	0- 1	0- 0	NEUTRAL	0- 1	0- 0	0- 0				
0- 10	0- 0	0- 0	CONFERENCE	0- 1	0- 2	0- 7				
0- 4	0- 0	0- 0	HOME	0- 0	0- 2	0- 2				
0- 6	0- 0	0- 0	AWAY	0- 1	0- 0	0- 5				
0- 0	0- 0	0- 0	NEUTRAL	0- 0	0- 0	0- 0				

RPI 1-25				RPI 26-50				RPI 51-100				RPI 101+ Team's RPI: 323			
RPI	S	Opponent	Score	RPI	S	Opponent	Score	RPI	S	Opponent	Score	RPI	S	Opponent	Score
23	N	Florida St.	45 62	40	A	Ohio	60 100	55	A	Miami (OH)	44 60	132	H	UT Martin	61 87
								64	A	Belmont	43 69	142	H	Tennessee Tech	68 81
								65	A	West Virginia	29 78	147	A	Akron	54 63
								65	N	West Virginia	39 81	196	H	Saint Louis	43 70
												203	H	George Mason	75 91
												217	H	Southeast Mo. St.	42 52
												224	H	Jacksonville St.	44 53
												235	A	SIUE	55 74
												279	A	Eastern Ill.	60 80
												282	A	Austin Peay	65 100
												283	A	Western Mich.	53 64
												289	A	Murray St.	63 81
												292	A	Tennessee St.	38 60
LAST 12 Division I GAMES:															
		65	N	West Virginia	39	81				132	H	UT Martin	61	87	
		235	A	SIUE	55	74				64	A	Belmont	43	69	
		279	A	Eastern Ill.	60	80				292	A	Tennessee St.	38	60	
		142	H	Tennessee Tech	68	81				289	A	Murray St.	63	81	
		224	H	Jacksonville St.	44	53				282	A	Austin Peay	65	100	
		217	H	Southeast Mo. St.	42	52				65	A	West Virginia	29	78	

Non-Div I Games: Brescia 70 41 Ky. Christian 90 35

Eastern Ky.

Average RPI Win:	271	WON-LOST	WINNING	LAST 10	STRENGTH OF	OPP. STRENGTH	TEAM	ADJ.	CONF.	ADJ CONF.
Average RPI Loss:	91	RECORD	PCT. RANK	GAMES	SCHEDULE	OF SCHEDULE	RPI	RPI	RPI	RPI
DIV. I ONLY	9- 9	159	0- 1	215	132	189	189	7	7	
DIV. I NON-CONF.	6- 4	125	0- 0	344	221	254	254	8	8	
TOTALS	RPI 1-25	RPI 26-50	W-L RECORDS	RPI 51-100	RPI 101-150	RPI 150+				
9- 9	0- 3	0- 2	OVERALL	0- 2	1- 0	8- 2				
6- 2	0- 1	0- 0	HOME	0- 1	0- 0	6- 0				
3- 4	0- 1	0- 1	AWAY	0- 1	1- 0	2- 1				
0- 3	0- 1	0- 1	NEUTRAL	0- 0	0- 0	0- 1				
6- 4	0- 1	0- 1	NON-CONFERENCE	0- 0	0- 0	6- 2				
4- 0	0- 0	0- 0	HOME	0- 0	0- 0	4- 0				
2- 1	0- 0	0- 0	AWAY	0- 0	0- 0	2- 1				
0- 3	0- 1	0- 1	NEUTRAL	0- 0	0- 0	0- 1				
3- 5	0- 2	0- 1	CONFERENCE	0- 2	1- 0	2- 0				
2- 2	0- 1	0- 0	HOME	0- 1	0- 0	2- 0				
1- 3	0- 1	0- 1	AWAY	0- 1	1- 0	0- 0				
0- 0	0- 0	0- 0	NEUTRAL	0- 0	0- 0	0- 0				

RPI 1-25				RPI 26-50				RPI 51-100				RPI 101+ Team's RPI: 189			
RPI	S	Opponent	Score	RPI	S	Opponent	Score	RPI	S	Opponent	Score	RPI	S	Opponent	Score
11	N	Iowa St.	59 85	40	A	Ohio	44 85	75	A	Kent St.	64 71	147	A	Akron	72 60
21	A	Central Mich.	61 71	45	N	Butler	63 73	98	H	Northern Ill.	65 68	185	H	Illinois St.	50 41
25	H	Buffalo	84 91									188	A	Illinois	66 72
												218	H	Bowling Green	81 74
												270	H	Cleveland St.	69 63
												283	H	Western Mich.	64 61
												313	N	UNC Greensboro	44 49
												329	H	Detroit Mercy	60 53
												331	H	UIC	52 38
												332	A	Purdue Fort Wayne	87 72
												341	A	Longwood	64 45
LAST 12 Division I GAMES:															
98	H	Northern Ill.	65 68	25	H	Buffalo	84 91								
21	A	Central Mich.	61 71	75	A	Kent St.	64 71								
218	H	Bowling Green	81 74	45	N	Butler	63 73								
40	A	Ohio	44 85	313	N	UNC Greensboro	44 49								
147	A	Akron	72 60	341	A	Longwood	64 45								
283	H	Western Mich.	64 61	332	A	Purdue Fort Wayne	87 72								

Non-Div I Games: Northwood 53 39

Eastern Mich.

■ Loss,
■ Non-Conf,
■ S Site,
■ H Home
■ A Away
N Neutral

Average RPI Win:	215	WON-LOST	WINNING	LAST 10	STRENGTH OF	OPP. STRENGTH	TEAM	ADJ.	CONF.	ADJ CONF.
Average RPI Loss:	123	RECORD	PCT. RANK	GAMES	SCHEDULE	OF SCHEDULE	RPI	RPI	RPI	RPI
DIV. I ONLY	4- 14	309	1- 0	62	169	197	197	16	16	
DIV. I NON-CONF.	0- 8	336	0- 0	13	146	223	223	12	12	
TOTALS	RPI 1-25	RPI 26-50	W-L RECORDS	RPI 51-100	RPI 101-150	RPI 150+				
4- 14	0- 1	0- 3	OVERALL	0- 3	2- 2	2- 5				
0- 6	0- 1	0- 1	HOME	0- 0	0- 2	0- 2				
4- 6	0- 0	0- 1	AWAY	0- 3	2- 0	2- 2				
0- 2	0- 0	0- 1	NEUTRAL	0- 0	0- 0	0- 1				
0- 8	0- 1	0- 3	NON-CONFERENCE	0- 1	0- 1	0- 2				
0- 3	0- 1	0- 1	HOME	0- 0	0- 1	0- 0				
0- 3	0- 0	0- 1	AWAY	0- 1	0- 0	0- 1				
0- 2	0- 0	0- 1	NEUTRAL	0- 0	0- 0	0- 1				
4- 6	0- 0	0- 0	CONFERENCE	0- 2	2- 1	2- 3				
0- 3	0- 0	0- 0	HOME	0- 0	0- 1	0- 2				
4- 3	0- 0	0- 0	AWAY	0- 2	2- 0	2- 1				
0- 0	0- 0	0- 0	NEUTRAL	0- 0	0- 0	0- 0				

RPI 1-25				RPI 26-50				RPI 51-100				RPI 101+ Team's RPI: 197			
RPI	S	Opponent	Score	RPI	S	Opponent	Score	RPI	S	Opponent	Score	RPI	S	Opponent	Score
12	H	Gonzaga	51 63	29	H	Utah	51 95	60	A	Boise St.	55 67	108	H	Northern Colo.	62 67
				31	N	Oregon St.	45 93	75	A	Idaho St.	48 63	128	H	Fresno St.	58 68
				32	A	BYU	65 80	95	A	Idaho	68 84	140	A	Montana St.	89 87
												145	A	Montana	68 62
												163	H	Portland St.	64 76
												169	N	UC Riverside	45 57
												236	H	Sacramento St.	70 73
												259	A	Southern Utah	63 73
												265	A	Northern Ariz.	64 62
												308	A	Weber St.	64 58
												324	A	Cal Poly	55 59
LAST 12 Division I GAMES:															
265	A	Northern Ariz.	64 62	108	H	Northern Colo.	62 67								
259	A	Southern Utah	63 73	95	A	Idaho	68 84								
236	H	Sacramento St.	70 73	75	A	Idaho St.	48 63								
163	H	Portland St.	64 76	308	A	Weber St.	64 58								
140	A	Montana St.	89 87	169	N	UC Riverside	45 57								
145	A	Montana	68 62	31	N	Oregon St.	45 93								

Non-Div I Games: Eastern Ore. 66 45

Eastern Wash.

■ Loss,
 ■ Non-Conf,
 ■ S Site,
 ■ Home
 ■ A Away
 N Neutral

Average RPI Win:	240	WON-LOST	WINNING	LAST 10	STRENGTH OF	OPP. STRENGTH	TEAM	ADJ.	CONF.	ADJ CONF.
Average RPI Loss:	113	RECORD	PCT. RANK	GAMES	SCHEDULE	OF SCHEDULE	RPI	RPI	RPI	RPI
DIV. I ONLY	6- 13	269	0- 1	83	182	198	198	10	10	
DIV. I NON-CONF.	4- 6	212	0- 0	105	244	187	187	11	11	
TOTALS	RPI 1-25	RPI 26-50	W-L RECORDS	RPI 51-100	RPI 101-150	RPI 150+				
6- 13	0- 1	0- 1	OVERALL	0- 4	1- 5	5- 2				
3- 6	0- 1	0- 0	HOME	0- 2	1- 2	2- 1				
3- 7	0- 0	0- 1	AWAY	0- 2	0- 3	3- 1				
0- 0	0- 0	0- 0	NEUTRAL	0- 0	0- 0	0- 0				
4- 6	0- 1	0- 0	NON-CONFERENCE	0- 2	1- 2	3- 1				
2- 3	0- 1	0- 0	HOME	0- 1	1- 1	1- 0				
2- 3	0- 0	0- 0	AWAY	0- 1	0- 1	2- 1				
0- 0	0- 0	0- 0	NEUTRAL	0- 0	0- 0	0- 0				
2- 7	0- 0	0- 1	CONFERENCE	0- 2	0- 3	2- 1				
1- 3	0- 0	0- 0	HOME	0- 1	0- 1	1- 1				
1- 4	0- 0	0- 1	AWAY	0- 1	0- 2	1- 0				
0- 0	0- 0	0- 0	NEUTRAL	0- 0	0- 0	0- 0				

RPI 1-25				RPI 26-50				RPI 51-100				RPI 101+ Team's RPI: 198			
RPI	S	Opponent	Score	RPI	S	Opponent	Score	RPI	S	Opponent	Score	RPI	S	Opponent	Score
22	H	North Carolina	69 100	42	A	James Madison	30 82	51	H	Auburn	44 96	119	H	UNCW	70 75
								70	A	Duke	64 81	121	A	Towson	58 59
								85	A	Northeastern	71 79	133	H	Davidson	73 72
								90	H	Drexel	44 59	138	A	Appalachian St.	62 65
												149	A	William & Mary	60 65
												150	H	Marist	57 61
												164	H	Delaware	63 74
												192	A	Hampton	77 62
												233	H	N.C. A&T	73 64
												250	A	Hofstra	77 64
												268	A	Winthrop	57 58
												291	H	Col. of Charleston	76 68
												343	A	N.C. Central	83 54
LAST 12 Division I GAMES:															
164	H	Delaware	63 74	291	H	Col. of Charleston	76 68								
90	H	Drexel	44 59	250	A	Hofstra	77 64								
42	A	James Madison	30 82	85	A	Northeastern	71 79								
121	A	Towson	58 59	51	H	Auburn	44 96								
149	A	William & Mary	60 65	233	H	N.C. A&T	73 64								
119	H	UNCW	70 75	268	A	Winthrop	57 58								

Non-Div I Games: Chowan

88 74

Elon

Average RPI Win:	314	WON-LOST	WINNING	LAST 10	STRENGTH OF	OPP. STRENGTH	TEAM	ADJ.	CONF.	ADJ CONF.
Average RPI Loss:	189	RECORD	PCT. RANK	GAMES	SCHEDULE	OF SCHEDULE	RPI	RPI	RPI	RPI
DIV. I ONLY	2- 18	337	0- 1	272	267	338	338	13	13	
DIV. I NON-CONF.	2- 9	297	0- 0	339	340	346	346	14	14	
TOTALS	RPI 1-25	RPI 26-50	W-L RECORDS	RPI 51-100	RPI 101-150	RPI 150+				
2- 18	0- 1	0- 0	OVERALL	0- 2	0- 2	2- 13				
1- 9	0- 1	0- 0	HOME	0- 1	0- 0	1- 7				
1- 9	0- 0	0- 0	AWAY	0- 1	0- 2	1- 6				
0- 0	0- 0	0- 0	NEUTRAL	0- 0	0- 0	0- 0				
2- 9	0- 0	0- 0	NON-CONFERENCE	0- 0	0- 2	2- 7				
1- 4	0- 0	0- 0	HOME	0- 0	0- 0	1- 4				
1- 5	0- 0	0- 0	AWAY	0- 0	0- 2	1- 3				
0- 0	0- 0	0- 0	NEUTRAL	0- 0	0- 0	0- 0				
0- 9	0- 1	0- 0	CONFERENCE	0- 2	0- 0	0- 6				
0- 5	0- 1	0- 0	HOME	0- 1	0- 0	0- 3				
0- 4	0- 0	0- 0	AWAY	0- 1	0- 0	0- 3				
0- 0	0- 0	0- 0	NEUTRAL	0- 0	0- 0	0- 0				

RPI S Opponent	Score	RPI S Opponent	Score	RPI S Opponent	Score	RPI S Opponent	Score	Team's RPI: 338
19 H Drake	47 78			67 A Missouri St.	66 88	105 A Dayton	30 69	
				93 H UNI	46 74	117 A Morehead St.	63 85	
						155 A Southern Ill.	47 67	
						156 H Bradley	68 75	
						172 H Indiana St.	69 76	
						177 A Wisconsin	60 96	
						185 H Illinois St.	61 72	
						217 H Southeast Mo. St.	50 54	
						228 A Loyola Chicago	56 61	
						230 A Marshall	65 72	
						235 H SIUE	45 54	
						282 H Austin Peay	56 52	
						289 A Murray St.	53 81	
						294 A Valparaiso	49 93	
						331 H UIC	54 62	
						332 H Purdue Fort Wayne	66 72	
						345 A Chicago St.	67 58	
LAST 12 Division I GAMES:								
172 H Indiana St.	69 76	156 H Bradley	68 75					
19 H Drake	47 78	67 A Missouri St.	66 88					
93 H UNI	46 74	155 A Southern Ill.	47 67					
294 A Valparaiso	49 93	177 A Wisconsin	60 96					
228 A Loyola Chicago	56 61	282 H Austin Peay	56 52					
185 H Illinois St.	61 72	105 A Dayton	30 69					

Non-Div I Games:

Average RPI Win: 233	WON-LOST	WINNING	LAST 10	STRENGTH OF	OPP. STRENGTH	TEAM	ADJ.	CONF.	ADJ CONF.
Average RPI Loss: 61	RECORD	PCT. RANK	GAMES	SCHEDULE	OF SCHEDULE	RPI	RPI	RPI	RPI
DIV. I ONLY	16- 4	27	1- 0	175	214	69	69	24	24
DIV. I NON-CONF.	7- 4	109	0- 0	133	78	93	93	26	26
TOTALS	RPI 1-25	RPI 26-50	W-L RECORDS	RPI 51-100	RPI 101-150	RPI 150+			
16- 4	0- 1	0- 1	OVERALL	1- 1	3- 1	12- 0			
9- 1	0- 0	0- 0	HOME	0- 0	2- 1	7- 0			
6- 2	0- 0	0- 1	AWAY	0- 1	1- 0	5- 0			
1- 1	0- 1	0- 0	NEUTRAL	1- 0	0- 0	0- 0			
7- 4	0- 1	0- 1	NON-CONFERENCE	1- 1	1- 1	5- 0			
4- 1	0- 0	0- 0	HOME	0- 0	1- 1	3- 0			
2- 2	0- 0	0- 1	AWAY	0- 1	0- 0	2- 0			
1- 1	0- 1	0- 0	NEUTRAL	1- 0	0- 0	0- 0			
9- 0	0- 0	0- 0	CONFERENCE	0- 0	2- 0	7- 0			
5- 0	0- 0	0- 0	HOME	0- 0	1- 0	4- 0			
4- 0	0- 0	0- 0	AWAY	0- 0	1- 0	3- 0			
0- 0	0- 0	0- 0	NEUTRAL	0- 0	0- 0	0- 0			
































































RPI 1-25				RPI 26-50				RPI 51-100				Team's RPI: 69	RPI 101+			
RPI	S	Opponent	Score	RPI	S	Opponent	Score	RPI	S	Opponent	Score		RPI	S	Opponent	Score
4	N	Stanford	65 88	28	A	South Dakota St.	62 80	70	A	Duke	41 57		112	H	Houston	76 71
								99	N	American	90 71		141	H	UAB	60 62
													146	A	North Ala.	68 52
													146	H	North Ala.	76 51
													158	H	Abilene Christian	81 65
													205	A	Saint Francis (PA)	83 69
													223	H	Jacksonville	82 58
													241	H	Liberty	68 50
													262	A	Hawaii	73 67
													286	A	North Florida	105 66
													286	H	North Florida	80 48
													295	A	Kennesaw St.	69 46
													309	A	NJIT	67 35
													314	H	FIU	100 58
													317	H	Coppin St.	93 61
													330	H	Lipscomb	82 40
LAST 12 Division I GAMES:																
				146	H	North Ala.	76 51					286	A	North Florida	105 66	
				223	H	Jacksonville	82 58					146	A	North Ala.	68 52	
				309	A	NJIT	67 35					241	H	Liberty	68 50	
				286	H	North Florida	80 48					70	A	Duke	41 57	
				330	H	Lipscomb	82 40					141	H	UAB	60 62	
				295	A	Kennesaw St.	69 46					317	H	Coppin St.	93 61	


Non-Div I Games: Fla. Memorial 99 68 Johnson & Wales (FI109 64

FGCU

Loss, Non-Conf, S Site, H Home A Away N Neutral

Average RPI Win:	333	WON-LOST	WINNING	LAST 10	STRENGTH OF	OPP. STRENGTH	TEAM	ADJ.	CONF.	ADJ CONF.
Average RPI Loss:	167	RECORD	PCT. RANK	GAMES	SCHEDULE	OF SCHEDULE	RPI	RPI	RPI	RPI
DIV. I ONLY	3- 18	327	0- 1	132	320	314	314	14	14	
DIV. I NON-CONF.	3- 9	271	0- 1	195	349	324	324	18	18	
TOTALS	RPI 1-25	RPI 26-50	W-L RECORDS	RPI 51-100	RPI 101-150	RPI 150+				
3- 18	0- 0	0- 1	OVERALL	0- 3	0- 3	3- 11				
3- 10	0- 0	0- 1	HOME	0- 1	0- 3	3- 5				
0- 8	0- 0	0- 0	AWAY	0- 2	0- 0	0- 6				
0- 0	0- 0	0- 0	NEUTRAL	0- 0	0- 0	0- 0				
3- 9	0- 0	0- 1	NON-CONFERENCE	0- 1	0- 1	3- 6				
3- 6	0- 0	0- 1	HOME	0- 0	0- 1	3- 4				
0- 3	0- 0	0- 0	AWAY	0- 1	0- 0	0- 2				
0- 0	0- 0	0- 0	NEUTRAL	0- 0	0- 0	0- 0				
0- 9	0- 0	0- 0	CONFERENCE	0- 2	0- 2	0- 5				
0- 4	0- 0	0- 0	HOME	0- 1	0- 2	0- 1				
0- 5	0- 0	0- 0	AWAY	0- 1	0- 0	0- 4				
0- 0	0- 0	0- 0	NEUTRAL	0- 0	0- 0	0- 0				

RPI 1-25	RPI 26-50	RPI 51-100	RPI 101+	Team's RPI: 314
RPI S Opponent Score	RPI S Opponent Score	RPI S Opponent Score	RPI S Opponent Score	Score
	26  Miami (FL) 43  94	58  Middle Tenn. 43  49	106  South Alabama 77  84	
		66  Old Dominion 68  95	118  Western Ky. 82  94	
		69  FGCU 58  100	141  UAB 59  83	
			154  Georgia St. 61  67	
			159  Louisiana Tech 72  90	
			162  Charlotte 54  69	
			186  Southern Miss. 57  71	
			221  Howard 62  89	
			223  Jacksonville 62  73	
			230  Marshall 58  86	
			253  Campbell 54  59	
			267  Bethune-Cookman 57  68	
			286  North Florida 53  62	
			288  Fla. Atlantic 55  77	
			301  Morgan St. 59 50	
			349  Florida A&M 77 54	
			350  Alcorn 75 40	
LAST 12 Division I GAMES:				
106  South Alabama 77  84	118  Western Ky. 82  94			
253  Campbell 54  59	66  Old Dominion 68  95			
159  Louisiana Tech 72  90	162  Charlotte 54  69			
186  Southern Miss. 57  71	141  UAB 59  83			
288  Fla. Atlantic 55  77	58  Middle Tenn. 43  49			
230  Marshall 58  86	223  Jacksonville 62  73			

Non-Div I Games: Palm Beach Atl. 63  66

FIU

Fairfield

Through Games Of Feb. 5, 2019

Average RPI Win:	309	WON-LOST	WINNING	LAST 10	STRENGTH OF	OPP. STRENGTH	TEAM	ADJ.	CONF.	ADJ CONF.
Average RPI Loss:	196	RECORD	PCT. RANK	GAMES	SCHEDULE	OF SCHEDULE	RPI	RPI	RPI	RPI
DIV. I ONLY	5- 16	304	0- 1	293	306	318	318	27	27	
DIV. I NON-CONF.	3- 8	267	0- 0	277	313	304	304	28	28	
TOTALS	RPI 1-25	RPI 26-50	W-L RECORDS	RPI 51-100	RPI 101-150	RPI 150+				
5- 16	0- 0	0- 1	OVERALL	0- 2	0- 2	5- 11				
2- 5	0- 0	0- 0	HOME	0- 1	0- 2	2- 2				
2- 8	0- 0	0- 0	AWAY	0- 1	0- 0	2- 7				
1- 3	0- 0	0- 1	NEUTRAL	0- 0	0- 0	1- 2				
3- 8	0- 0	0- 1	NON-CONFERENCE	0- 1	0- 1	3- 5				
1- 2	0- 0	0- 0	HOME	0- 1	0- 1	1- 0				
1- 3	0- 0	0- 0	AWAY	0- 0	0- 0	1- 3				
1- 3	0- 0	0- 1	NEUTRAL	0- 0	0- 0	1- 2				
2- 8	0- 0	0- 0	CONFERENCE	0- 1	0- 1	2- 6				
1- 3	0- 0	0- 0	HOME	0- 0	0- 1	1- 2				
1- 5	0- 0	0- 0	AWAY	0- 1	0- 0	1- 4				
0- 0	0- 0	0- 0	NEUTRAL	0- 0	0- 0	0- 0				

RPI S	Opponent	Score	RPI S	Opponent	Score	RPI S	Opponent	Score	RPI S	Opponent	Score	Team's RPI: 318
48 N	Bucknell	54 77	62 A	Quinnipiac	36 81	149 H	William & Mary	54 60	150 H	Marist	46 56	
			85 H	Northeastern	50 59	170 A	Xavier	35 48	193 A	Rider	59 62	
						207 N	Massachusetts	49 59	226 A	Dartmouth	46 59	
						227 H	Monmouth	63 73	229 A	Niagara	68 71	
						239 A	Brown	49 68	244 N	Furman	70 77	
						260 A	Richmond	58 40	271 H	Siena	59 55	
						275 A	Canisius	50 53	319 A	Manhattan	41 47	
						320 H	Saint Peter's	65 68	331 N	UIC	68 60	
						333 A	Iona	55 42	351 H	LIU Brooklyn	71 43	
LAST 12 Division I GAMES:												
227 H	Monmouth	63 73	320 H	Saint Peter's	65 68							
319 A	Manhattan	41 47	150 H	Marist	46 56							
271 H	Siena	59 55	193 A	Rider	59 62							
333 A	Iona	55 42	62 A	Quinnipiac	36 81							
229 A	Niagara	68 71	331 N	UIC	68 60							
275 A	Canisius	50 53	244 N	Furman	70 77							

Non-Div I Games:

Fairfield

■ Loss,
 ■ Non-Conf,
 S Site,
 ■ Home
 ■ Away
 N Neutral

Ralphie Bickmon				Through Games Of Feb. 9, 1919						
Average RPI Win:	314	WON-LOST	WINNING	LAST 10	STRENGTH OF	OPP. STRENGTH	TEAM	ADJ.	CONF.	ADJ CONF.
Average RPI Loss:	251	RECORD	PCT. RANK	GAMES	SCHEDULE	OF SCHEDULE	RPI	RPI	RPI	RPI
DIV. I ONLY	4- 14	309	0- 1	343	351	344	344	31	31	
DIV. I NON-CONF.	1- 8	322	0- 0	328	345	349	349	31	31	
TOTALS	RPI 1-25	RPI 26-50	W-L RECORDS	RPI 51-100	RPI 101-150	RPI 150+				
4- 14	0- 0	0- 0	OVERALL	0- 0	0- 0	4- 14				
3- 5	0- 0	0- 0	HOME	0- 0	0- 0	3- 5				
1- 9	0- 0	0- 0	AWAY	0- 0	0- 0	1- 9				
0- 0	0- 0	0- 0	NEUTRAL	0- 0	0- 0	0- 0				
1- 8	0- 0	0- 0	NON-CONFERENCE	0- 0	0- 0	1- 8				
1- 2	0- 0	0- 0	HOME	0- 0	0- 0	1- 2				
0- 6	0- 0	0- 0	AWAY	0- 0	0- 0	0- 6				
0- 0	0- 0	0- 0	NEUTRAL	0- 0	0- 0	0- 0				
3- 6	0- 0	0- 0	CONFERENCE	0- 0	0- 0	3- 6				
2- 3	0- 0	0- 0	HOME	0- 0	0- 0	2- 3				
1- 3	0- 0	0- 0	AWAY	0- 0	0- 0	1- 3				
0- 0	0- 0	0- 0	NEUTRAL	0- 0	0- 0	0- 0				

RPI 1-25				RPI 26-50				RPI 51-100				RPI 101+				Team's RPI: 344	
RPI	S	Opponent	Score	RPI	S	Opponent	Score	RPI	S	Opponent	Score	RPI	S	Opponent	Score		
												165	A	Stony Brook	49	63	
												205	A	Saint Francis (PA)	64	75	
												214	A	Robert Morris	49	71	
												214	H	Robert Morris	43	63	
												221	H	Howard	58	79	
												231	A	Colgate	52	71	
												245	A	Binghamton	54	73	
												246	H	Mt. St. Mary's	47	63	
												252	A	Air Force	37	85	
												257	H	St. Francis Brooklyn	53	64	
												296	A	Army West Point	40	62	
												298	H	Central Conn. St.	74	67	
												299	H	Bryant	63	53	
												309	H	NJIT	64	43	
												320	A	Saint Peter's	58	75	
												321	H	Lafayette	57	63	
												326	A	Wagner	59	71	
												351	A	LIU Brooklyn	69	52	
LAST 12 Division I GAMES:																	
				214	H	Robert Morris	43	63	298	H	Central Conn. St.	74	67				
				299	H	Bryant	63	53	214	A	Robert Morris	49	71				
				257	H	St. Francis Brooklyn	53	64	205	A	Saint Francis (PA)	64	75				
				246	H	Mt. St. Mary's	47	63	320	A	Saint Peter's	58	75				
				351	A	LIU Brooklyn	69	52	165	A	Stony Brook	49	63				
				326	A	Wagner	59	71	296	A	Army West Point	40	62				

Non-Div I Games:	Georgian Court	70	45	Rutgers-Newark	97	51
------------------	----------------	----	----	----------------	----	----

Fairleigh Dickinson

■ Loss, ■ Non-Conf, S Site, H Home A Away N Neutral

Average RPI Win:	292	WON-LOST	WINNING	LAST 10	STRENGTH OF	OPP. STRENGTH	TEAM	ADJ.	CONF.	ADJ CONF.
Average RPI Loss:	156	RECORD	PCT. RANK	GAMES	SCHEDULE	OF SCHEDULE	RPI	RPI	RPI	RPI
DIV. I ONLY	4- 18	321	0- 1	106	268	288	288	14	14	
DIV. I NON-CONF.	3- 10	278	0- 1	150	323	284	284	18	18	
TOTALS	RPI 1-25	RPI 26-50	W-L RECORDS	RPI 51-100	RPI 101-150	RPI 150+				
4- 18	0- 1	0- 0	OVERALL	0- 3	0- 3	4- 11				
3- 10	0- 0	0- 0	HOME	0- 1	0- 2	3- 7				
1- 8	0- 1	0- 0	AWAY	0- 2	0- 1	1- 4				
0- 0	0- 0	0- 0	NEUTRAL	0- 0	0- 0	0- 0				
3- 10	0- 1	0- 0	NON-CONFERENCE	0- 1	0- 1	3- 7				
2- 6	0- 0	0- 0	HOME	0- 0	0- 0	2- 6				
1- 4	0- 1	0- 0	AWAY	0- 1	0- 1	1- 1				
0- 0	0- 0	0- 0	NEUTRAL	0- 0	0- 0	0- 0				
1- 8	0- 0	0- 0	CONFERENCE	0- 2	0- 2	1- 4				
1- 4	0- 0	0- 0	HOME	0- 1	0- 2	1- 1				
0- 4	0- 0	0- 0	AWAY	0- 1	0- 0	0- 3				
0- 0	0- 0	0- 0	NEUTRAL	0- 0	0- 0	0- 0				

RPI 1-25				RPI 26-50				RPI 51-100				RPI 101+ Team's RPI: 288			
RPI	S	Opponent	Score	RPI	S	Opponent	Score	RPI	S	Opponent	Score	RPI	S	Opponent	Score
24	A	Michigan St.	74 89					58	H	Middle Tenn.	55 74	118	H	Western Ky.	50 81
								66	A	Old Dominion	53 87	122	A	Tulane	45 88
								79	A	Little Rock	38 61	141	H	UAB	64 89
												154	H	Georgia St.	59 75
												156	H	Bradley	59 80
												159	A	Louisiana Tech	55 86
												162	A	Charlotte	47 68
												186	A	Southern Miss.	45 67
												192	H	Hampton	68 72
												196	H	Saint Louis	61 93
												230	H	Marshall	67 72
												233	H	N.C. A&T	65 67
												244	A	Furman	57 73
												260	H	Richmond	69 55
												271	A	Siena	70 66
												283	H	Western Mich.	59 69
												314	H	FIU	77 55
												321	H	Lafayette	53 49
LAST 12 Division I GAMES:															
196	H	Saint Louis	61 93	230	H	Marshall	67 72								
156	H	Bradley	59 80	162	A	Charlotte	47 68								
186	A	Southern Miss.	45 67	66	A	Old Dominion	53 87								
159	A	Louisiana Tech	55 86	58	H	Middle Tenn.	55 74								
314	H	FIU	77 55	141	H	UAB	64 89								
118	H	Western Ky.	50 81	233	H	N.C. A&T	65 67								

Non-Div I Games:

Fla. Atlantic

Average RPI Win:	222	WON-LOST	WINNING	LAST 10	STRENGTH OF	OPP. STRENGTH	TEAM	ADJ.	CONF.	ADJ CONF.
Average RPI Loss:	91	RECORD	PCT. RANK	GAMES	SCHEDULE	OF SCHEDULE	RPI	RPI	RPI	RPI
DIV. I ONLY	5- 17	308	0- 1	39	90	208	208	5	5	
DIV. I NON-CONF.	4- 9	252	0- 1	117	205	252	252	5	5	
TOTALS	RPI 1-25	RPI 26-50	W-L RECORDS	RPI 51-100	RPI 101-150	RPI 150+				
5- 17	0- 3	1- 3	OVERALL	0- 5	1- 2	3- 4				
5- 6	0- 1	1- 0	HOME	0- 4	1- 0	3- 1				
0- 10	0- 2	0- 2	AWAY	0- 1	0- 2	0- 3				
0- 1	0- 0	0- 1	NEUTRAL	0- 0	0- 0	0- 0				
4- 9	0- 1	0- 2	NON-CONFERENCE	0- 2	1- 1	3- 3				
4- 3	0- 0	0- 0	HOME	0- 2	1- 0	3- 1				
0- 5	0- 1	0- 1	AWAY	0- 0	0- 1	0- 2				
0- 1	0- 0	0- 1	NEUTRAL	0- 0	0- 0	0- 0				
1- 8	0- 2	1- 1	CONFERENCE	0- 3	0- 1	0- 1				
1- 3	0- 1	1- 0	HOME	0- 2	0- 0	0- 0				
0- 5	0- 1	0- 1	AWAY	0- 1	0- 1	0- 1				
0- 0	0- 0	0- 0	NEUTRAL	0- 0	0- 0	0- 0				

RPI 1-25				RPI 26-50				RPI 51-100				RPI 101+ Team's RPI: 208			
RPI	S	Opponent	Score	RPI	S	Opponent	Score	RPI	S	Opponent	Score	RPI	S	Opponent	Score
7	H	Mississippi St.	42 90	29	N	Utah	58 74	51	H	Auburn	56 64	110	A	Ohio St.	41 46
16	A	South Carolina	40 71	33	A	Indiana	64 83	63	A	Tennessee	50 67	113	A	Alabama	67 74
23	A	Florida St.	56 63	34	A	Kentucky	51 62	74	H	Arkansas	73 83	143	H	Texas Tech	72 67
				36	H	Missouri	58 56	85	H	Northeastern	66 79	157	A	Mercer	82 92
								87	H	Northwestern	74 83	200	A	Ole Miss	66 76
												211	A	UNLV	53 56
												255	H	Gardner-Webb	58 60
												267	H	Bethune-Cookman	64 53
												315	H	Charleston So.	70 60
												349	H	Florida A&M	62 38
LAST 12 Division I GAMES:															
211	A	UNLV	53 56	36	H	Missouri	58 56	16	A	South Carolina	40 71	51	H	Auburn	56 64
34	A	Kentucky	51 62	63	A	Tennessee	50 67	113	A	Alabama	67 74	315	H	Charleston So.	70 60
74	H	Arkansas	73 83	7	H	Mississippi St.	42 90	29	N	Utah	58 74				
200	A	Ole Miss	66 76												

Non-Div I Games:

Florida

■ Loss,
■ Non-Conf,
■ S Site,
■ H Home
■ A Away
N Neutral

Florida A&M

Through Games Of Feb. 5, 2019

Average RPI Win:	201	WON-LOST	WINNING	LAST 10	STRENGTH OF	OPP. STRENGTH	TEAM	ADJ.	CONF.	ADJ CONF.
Average RPI Loss:	237	RECORD	PCT. RANK	GAMES	SCHEDULE	OF SCHEDULE	RPI	RPI	RPI	RPI
DIV. I ONLY	2- 18	337	0- 1	337	316	349	349	32	32	
DIV. I NON-CONF.	1- 10	330	0- 1	252	223	338	338	32	32	
TOTALS	RPI 1-25	RPI 26-50	W-L RECORDS	RPI 51-100	RPI 101-150	RPI 150+				
2- 18	0- 0	0- 1	OVERALL	1- 1	0- 1	1- 15				
2- 5	0- 0	0- 0	HOME	1- 0	0- 0	1- 5				
0- 10	0- 0	0- 1	AWAY	0- 1	0- 0	0- 8				
0- 3	0- 0	0- 0	NEUTRAL	0- 0	0- 1	0- 2				
1- 10	0- 0	0- 1	NON-CONFERENCE	1- 1	0- 1	0- 7				
1- 1	0- 0	0- 0	HOME	1- 0	0- 0	0- 1				
0- 6	0- 0	0- 1	AWAY	0- 1	0- 0	0- 4				
0- 3	0- 0	0- 0	NEUTRAL	0- 0	0- 1	0- 2				
1- 8	0- 0	0- 0	CONFERENCE	0- 0	0- 0	1- 8				
1- 4	0- 0	0- 0	HOME	0- 0	0- 0	1- 4				
0- 4	0- 0	0- 0	AWAY	0- 0	0- 0	0- 4				
0- 0	0- 0	0- 0	NEUTRAL	0- 0	0- 0	0- 0				

RPI	S	Opponent	Score	RPI	S	Opponent	Score	RPI	S	Opponent	Score	RPI	S	Opponent	Score	Team's RPI: 349
26	A	Miami (FL)	54 103	55	H	Miami (OH)	57 56	63	A	Tennessee	31 96	122	N	Tulane	34 78	
												178	H	UMES	36 68	
												208	A	Florida	38 62	
												212	A	Stetson	44 69	
												221	A	Howard	68 74	
												224	H	Jacksonville St.	31 62	
												233	H	N.C. A&T	48 56	
												266	A	Norfolk St.	58 60	
												283	N	Western Mich.	50 69	
												286	A	North Florida	53 64	
												301	A	Morgan St.	71 75	
												314	A	FIU	54 77	
												317	A	Coppin St.	53 73	
												322	N	Omaha	50 57	
												343	H	N.C. Central	57 64	
												347	H	Delaware St.	57 52	
												348	H	Savannah St.	50 54	
LAST 12 Division I GAMES:																
322	N	Omaha	50 57	178	H	UMES	36 68									
343	H	N.C. Central	57 64	348	H	Savannah St.	50 54									
233	H	N.C. A&T	48 56	266	A	Norfolk St.	58 60									
301	A	Morgan St.	71 75	221	A	Howard	68 74									
317	A	Coppin St.	53 73	122	N	Tulane	34 78									
347	H	Delaware St.	57 52	26	A	Miami (FL)	54 103									

Non-Div I Games: Edward Waters 70 64

Florida A&M

■ Loss,
 ■ Non-Conf, S Site,
 ■ Home
 ■ Away
 N Neutral

Average RPI Win: 130		WON-LOST	WINNING	LAST 10	STRENGTH OF	OPP. STRENGTH	TEAM	ADJ.	CONF.	ADJ CONF.
Average RPI Loss: 35		RECORD	PCT. RANK	GAMES	SCHEDULE	OF SCHEDULE	RPI	RPI	RPI	RPI
DIV. I ONLY		19- 3	12	1- 0	66	16	23	23	1	1
DIV. I NON-CONF.		12- 1	11	1- 0	154	63	31	31	1	1
TOTALS		RPI 1-25	RPI 26-50		W-L RECORDS		RPI 51-100	RPI 101-150	RPI 150+	
19- 3	2- 1	1- 1		OVERALL		4- 1	5- 0	7- 0		
10- 3	0- 1	1- 1		HOME		3- 1	2- 0	4- 0		
7- 0	1- 0	0- 0		AWAY		1- 0	3- 0	2- 0		
2- 0	1- 0	0- 0		NEUTRAL		0- 0	0- 0	1- 0		
12- 1	1- 0	0- 0		NON-CONFERENCE		1- 1	3- 0	7- 0		
7- 1	0- 0	0- 0		HOME		1- 1	2- 0	4- 0		
3- 0	0- 0	0- 0		AWAY		0- 0	1- 0	2- 0		
2- 0	1- 0	0- 0		NEUTRAL		0- 0	0- 0	1- 0		
7- 2	1- 1	1- 1		CONFERENCE		3- 0	2- 0	0- 0		
3- 2	0- 1	1- 1		HOME		2- 0	0- 0	0- 0		
4- 0	1- 0	0- 0		AWAY		1- 0	2- 0	0- 0		
0- 0	0- 0	0- 0		NEUTRAL		0- 0	0- 0	0- 0		

RPI S	Opponent	Score	RPI S	Opponent	Score	RPI S	Opponent	Score	RPI S	Opponent	Score
3	H Louisville	49 68	26	H Miami (FL)	62 58	54	H LSU	45 58	101	A Virginia	63 61
13	N Iowa	71 67	47	H Clemson	45 57	56	A Virginia Tech	56 54	103	A Boston College	91 71
22	A North Carolina	64 63				70	H Duke	66 62	104	H Creighton	71 52
						91	H Troy	103 67	114	H Penn St.	87 58
						97	H Wake Forest	85 61	126	A St. John's (NY)	57 53
									154	H Georgia St.	79 43
									157	A Mercer	57 56
									190	A Milwaukee	87 62
									208	H Florida	63 56
									223	H Jacksonville	79 46
									286	H North Florida	74 53
									323	N Eastern Ky.	62 45
LAST 12 Division I GAMES:											
13	N Iowa	71 67	103	A Boston College	91 71						
97	H Wake Forest	85 61	47	H Clemson	45 57						
26	H Miami (FL)	62 58	22	A North Carolina	64 63						
56	A Virginia Tech	56 54	101	A Virginia	63 61						
3	H Louisville	49 68	154	H Georgia St.	79 43						
70	H Duke	66 62	190	A Milwaukee	87 62						

Non-Div I Games:

Florida St.

Average RPI Win:	209	WON-LOST	WINNING	LAST 10	STRENGTH OF	OPP. STRENGTH	TEAM	ADJ.	CONF.	ADJ CONF.
Average RPI Loss:	100	RECORD	PCT. RANK	GAMES	SCHEDULE	OF SCHEDULE	RPI	RPI	RPI	RPI
DIV. I ONLY	15- 8	94	1- 0	233	85	139	139	17	17	
DIV. I NON-CONF.	9- 5	105	1- 0	238	42	137	137	16	16	
TOTALS	RPI 1-25	RPI 26-50	W-L RECORDS	RPI 51-100	RPI 101-150	RPI 150+				
15- 8	0- 0	0- 1	OVERALL	2- 2	1- 5	12- 0				
8- 3	0- 0	0- 0	HOME	2- 0	0- 3	6- 0				
5- 4	0- 0	0- 0	AWAY	0- 2	0- 2	5- 0				
2- 1	0- 0	0- 1	NEUTRAL	0- 0	1- 0	1- 0				
9- 5	0- 0	0- 1	NON-CONFERENCE	2- 2	1- 2	6- 0				
6- 1	0- 0	0- 0	HOME	2- 0	0- 1	4- 0				
1- 3	0- 0	0- 0	AWAY	0- 2	0- 1	1- 0				
2- 1	0- 0	0- 1	NEUTRAL	0- 0	1- 0	1- 0				
6- 3	0- 0	0- 0	CONFERENCE	0- 0	0- 3	6- 0				
2- 2	0- 0	0- 0	HOME	0- 0	0- 2	2- 0				
4- 1	0- 0	0- 0	AWAY	0- 0	0- 1	4- 0				
0- 0	0- 0	0- 0	NEUTRAL	0- 0	0- 0	0- 0				

RPI S	Opponent	Score	RPI S	Opponent	Score	RPI S	Opponent	Score	RPI S	Opponent	Score	Team's RPI: 139
			30 N	Texas	54 72	58 H	Middle Tenn.	61 49	105 A	Dayton	50 72	
						77 H	Maine	72 64	114 H	Penn St.	55 72	
						85 A	Northeastern	54 58	120 H	VCU	44 47	
						92 A	Georgetown	38 58	123 A	Pittsburgh	62 65	
									133 H	Davidson	56 60	
									135 N	Washington	65 57	
									151 H	Duquesne	57 46	
									162 H	Charlotte	71 64	
									180 N	Ball St.	78 70	
									187 A	George Washington	50 38	
									196 A	Saint Louis	56 53	
									199 A	Rhode Island	56 38	
									260 H	Richmond	60 48	
									264 H	Columbia	68 49	
									285 A	La Salle	65 54	
									319 H	Manhattan	65 61	
									326 H	Wagner	80 59	
									333 A	Iona	57 40	
LAST 12 Division I GAMES:												
			58 H	Middle Tenn.	61 49	199 A	Rhode Island	56 38				
			30 N	Texas	54 72	105 A	Dayton	50 72				
			135 N	Washington	65 57	120 H	VCU	44 47				
			151 H	Duquesne	57 46	196 A	Saint Louis	56 53				
			285 A	La Salle	65 54	260 H	Richmond	60 48				
			133 H	Davidson	56 60	187 A	George Washington	50 38				

Non-Div I Games:

Fordham

■ Loss,
■ Non-Conf, S Site,
■ Home
■ Away
N Neutral

Average RPI Win:	223	WON-LOST	WINNING	LAST 10	STRENGTH OF	OPP. STRENGTH	TEAM	ADJ.	CONF.	ADJ CONF.
Average RPI Loss:	75	RECORD	PCT. RANK	GAMES	SCHEDULE	OF SCHEDULE	RPI	RPI	RPI	RPI
DIV. I ONLY	11- 7	110	0- 1	188	104	128	128	15	15	
DIV. I NON-CONF.	5- 4	139	0- 0	207	66	130	130	13	13	
TOTALS	RPI 1-25	RPI 26-50	W-L RECORDS	RPI 51-100	RPI 101-150	RPI 150+				
11- 7	0- 1	0- 3	OVERALL	0- 2	1- 0	10- 1				
7- 2	0- 0	0- 1	HOME	0- 1	1- 0	6- 0				
4- 5	0- 1	0- 2	AWAY	0- 1	0- 0	4- 1				
0- 0	0- 0	0- 0	NEUTRAL	0- 0	0- 0	0- 0				
5- 4	0- 1	0- 1	NON-CONFERENCE	0- 1	1- 0	4- 1				
4- 0	0- 0	0- 0	HOME	0- 0	1- 0	3- 0				
1- 4	0- 1	0- 1	AWAY	0- 1	0- 0	1- 1				
0- 0	0- 0	0- 0	NEUTRAL	0- 0	0- 0	0- 0				
6- 3	0- 0	0- 2	CONFERENCE	0- 1	0- 0	6- 0				
3- 2	0- 0	0- 1	HOME	0- 1	0- 0	3- 0				
3- 1	0- 0	0- 1	AWAY	0- 0	0- 0	3- 0				
0- 0	0- 0	0- 0	NEUTRAL	0- 0	0- 0	0- 0				

RPI 1-25				RPI 26-50				RPI 51-100				RPI 101+ Team's RPI: 128			
RPI	S	Opponent	Score	RPI	S	Opponent	Score	RPI	S	Opponent	Score	RPI	S	Opponent	Score
17	A	Arizona St.	52 68	39	A	New Mexico	73 82	52	A	Southern California	61 62	115	H	UT Arlington	70 61
				46	H	Wyoming	56 63	60	H	Boise St.	60 72	171	H	Santa Clara	80 53
				49	A	UCLA	80 89					190	H	Milwaukee	65 48
												194	H	Utah St.	70 59
												197	A	Eastern Wash.	68 58
												219	A	Colorado St.	66 55
												219	H	Colorado St.	57 54
												242	A	Nevada	79 63
												251	A	San Diego St.	87 81
												265	A	Northern Ariz.	73 86
												324	H	Cal Poly	76 58
												327	H	San Jose St.	77 48
LAST 12 Division I GAMES:															
				39	A	New Mexico	73 82	194	H	Utah St.	70 59				
				46	H	Wyoming	56 63	219	A	Colorado St.	66 55				
				219	H	Colorado St.	57 54	327	H	San Jose St.	77 48				
				251	A	San Diego St.	87 81	17	A	Arizona St.	52 68				
				60	H	Boise St.	60 72	171	H	Santa Clara	80 53				
				242	A	Nevada	79 63	49	A	UCLA	80 89				

Non-Div I Games: Stanislaus St. 86 51 Fresno Pacific 90 51

Fresno St.

■ Loss,
 ■ Non-Conf, S Site,
 ■ Home
 ■ Away
 N Neutral

Average RPI Win: 292	WON-LOST	WINNING	LAST 10	STRENGTH OF	OPP. STRENGTH	TEAM	ADJ.	CONF.	ADJ CONF.
Average RPI Loss: 140	RECORD	PCT. RANK	GAMES	SCHEDULE	OF SCHEDULE	RPI	RPI	RPI	RPI
DIV. I ONLY	11- 9	140	0- 1	323	204	244	244	25	25
DIV. I NON-CONF.	7- 6	153	0- 0	282	201	211	211	25	25
TOTALS	RPI 1-25	RPI 26-50	W-L RECORDS	RPI 51-100	RPI 101-150	RPI 150+			
11- 9	0- 2	0- 0	OVERALL	0- 1	0- 2	11- 4			
9- 2	0- 0	0- 0	HOME	0- 1	0- 0	9- 1			
1- 6	0- 2	0- 0	AWAY	0- 0	0- 2	1- 2			
1- 1	0- 0	0- 0	NEUTRAL	0- 0	0- 0	1- 1			
7- 6	0- 2	0- 0	NON-CONFERENCE	0- 1	0- 1	7- 2			
5- 1	0- 0	0- 0	HOME	0- 1	0- 0	5- 0			
1- 4	0- 2	0- 0	AWAY	0- 0	0- 1	1- 1			
1- 1	0- 0	0- 0	NEUTRAL	0- 0	0- 0	1- 1			
4- 3	0- 0	0- 0	CONFERENCE	0- 0	0- 1	4- 2			
4- 1	0- 0	0- 0	HOME	0- 0	0- 0	4- 1			
0- 2	0- 0	0- 0	AWAY	0- 0	0- 1	0- 1			
0- 0	0- 0	0- 0	NEUTRAL	0- 0	0- 0	0- 0			

RPI 1-25				RPI 26-50				RPI 51-100				RPI 101+ Team's RPI: 244			
RPI	S	Opponent	Score	RPI	S	Opponent	Score	RPI	S	Opponent	Score	RPI	S	Opponent	Score
7	A	Mississippi St.	41 106					58	H	Middle Tenn.	71 78	107	A	Georgia	38 61
16	A	South Carolina	53 66									130	A	Chattanooga	53 73
												157	H	Mercer	60 75
												195	H	UNC Asheville	58 47
												240	N	Western Ill.	78 85
												247	A	ETSU	70 75
												255	H	Gardner-Webb	70 57
												261	H	Samford	57 36
												284	H	Wofford	63 50
												288	H	Fla. Atlantic	73 57
												291	A	Col. of Charleston	70 67
												295	A	Kennesaw St.	63 74
												313	H	UNC Greensboro	64 61
												318	N	Fairfield	77 70
												334	H	Presbyterian	76 68
												335	H	Western Caro.	65 55
												337	H	USC Upstate	78 67
LAST 12 Division I GAMES:															
157	H	Mercer	60 75	313	H	UNC Greensboro	64 61								
261	H	Samford	57 36	334	H	Presbyterian	76 68								
284	H	Wofford	63 50	16	A	South Carolina	53 66								
130	A	Chattanooga	53 73	240	N	Western Ill.	78 85								
247	A	ETSU	70 75	318	N	Fairfield	77 70								
335	H	Western Caro.	65 55	288	H	Fla. Atlantic	73 57								

Non-Div I Games: Coker 71 42 North Greenville 74 **78**

Furman

Ga. Southern

Through Games Of Feb. 5, 2019

Average RPI Win:	278	WON-LOST	WINNING	LAST 10	STRENGTH OF	OPP. STRENGTH	TEAM	ADJ.	CONF.	ADJ CONF.
Average RPI Loss:	169	RECORD	PCT. RANK	GAMES	SCHEDULE	OF SCHEDULE	RPI	RPI	RPI	RPI
DIV. I ONLY	5- 14	293	0- 1	180	324	277	277	12	12	
DIV. I NON-CONF.	4- 6	212	0- 0	262	347	258	258	15	15	
TOTALS	RPI 1-25	RPI 26-50	W-L RECORDS	RPI 51-100	RPI 101-150	RPI 150+				
5- 14	0- 0	0- 0	OVERALL	0- 2	0- 4	5- 8				
2- 7	0- 0	0- 0	HOME	0- 1	0- 2	2- 4				
3- 7	0- 0	0- 0	AWAY	0- 1	0- 2	3- 4				
0- 0	0- 0	0- 0	NEUTRAL	0- 0	0- 0	0- 0				
4- 6	0- 0	0- 0	NON-CONFERENCE	0- 1	0- 1	4- 4				
2- 2	0- 0	0- 0	HOME	0- 0	0- 0	2- 2				
2- 4	0- 0	0- 0	AWAY	0- 1	0- 1	2- 2				
0- 0	0- 0	0- 0	NEUTRAL	0- 0	0- 0	0- 0				
1- 8	0- 0	0- 0	CONFERENCE	0- 1	0- 3	1- 4				
0- 5	0- 0	0- 0	HOME	0- 1	0- 2	0- 2				
1- 3	0- 0	0- 0	AWAY	0- 0	0- 1	1- 2				
0- 0	0- 0	0- 0	NEUTRAL	0- 0	0- 0	0- 0				

RPI 1-25				RPI 26-50				RPI 51-100				RPI 101+				Team's RPI: 277	
RPI	S	Opponent	Score	RPI	S	Opponent	Score	RPI	S	Opponent	Score	RPI	S	Opponent	Score		
								56	A	Virginia Tech	49	78	106	H	South Alabama	53	69
								91	H	Troy	81	97	107	A	Georgia	38	81
													115	A	UT Arlington	48	81
													115	H	UT Arlington	53	74
													154	H	Georgia St.	66	83
													157	H	Mercer	72	79
													165	A	Stony Brook	43	72
													175	A	Texas St.	65	55
													175	H	Texas St.	52	64
													237	A	Louisiana	48	59
													267	H	Bethune-Cookman	77	76
													268	H	Winthrop	64	55
													284	H	Wofford	65	81
													295	A	Kennesaw St.	59	78
													310	A	La.-Monroe	57	58
													334	A	Presbyterian	69	68
													348	A	Savannah St.	82	71
LAST 12 Division I GAMES:																	
				154	H	Georgia St.	66	83		310	A	La.-Monroe	57	58			
				175	A	Texas St.	65	55		115	H	UT Arlington	53	74			
				115	A	UT Arlington	48	81		175	H	Texas St.	52	64			
				106	H	South Alabama	53	69		107	A	Georgia	38	81			
				91	H	Troy	81	97		268	H	Winthrop	64	55			
				237	A	Louisiana	48	59		334	A	Presbyterian	69	68			

Non-Div I Games: Coastal Ga. 68 46

Ga. Southern

■ Loss,
 ■ Non-Conf,
 ■ S Site,
 ■ H Home
 ■ A Away
 N Neutral

Average RPI Win:	264	WON-LOST	WINNING	LAST 10	STRENGTH OF	OPP. STRENGTH	TEAM	ADJ.	CONF.	ADJ CONF.
Average RPI Loss:	199	RECORD	PCT. RANK	GAMES	SCHEDULE	OF SCHEDULE	RPI	RPI	RPI	RPI
DIV. I ONLY	8- 11	221	0- 1	277	326	255	255	28	28	
DIV. I NON-CONF.	3- 6	241	0- 0	229	299	245	245	29	29	
TOTALS	RPI 1-25	RPI 26-50	W-L RECORDS	RPI 51-100	RPI 101-150	RPI 150+				
8- 11	0- 0	0- 0	OVERALL	0- 1	1- 3	7- 7				
4- 4	0- 0	0- 0	HOME	0- 0	1- 2	3- 2				
4- 7	0- 0	0- 0	AWAY	0- 1	0- 1	4- 5				
0- 0	0- 0	0- 0	NEUTRAL	0- 0	0- 0	0- 0				
3- 6	0- 0	0- 0	NON-CONFERENCE	0- 1	1- 1	2- 4				
1- 2	0- 0	0- 0	HOME	0- 0	1- 1	0- 1				
2- 4	0- 0	0- 0	AWAY	0- 1	0- 0	2- 3				
0- 0	0- 0	0- 0	NEUTRAL	0- 0	0- 0	0- 0				
5- 5	0- 0	0- 0	CONFERENCE	0- 0	0- 2	5- 3				
3- 2	0- 0	0- 0	HOME	0- 0	0- 1	3- 1				
2- 3	0- 0	0- 0	AWAY	0- 0	0- 1	2- 2				
0- 0	0- 0	0- 0	NEUTRAL	0- 0	0- 0	0- 0				

RPI 1-25				RPI 26-50				RPI 51-100				RPI 101+				Team's RPI: 255	
RPI	S	Opponent	Score	RPI	S	Opponent	Score	RPI	S	Opponent	Score	RPI	S	Opponent	Score		
								90	A	Drexel	48	65	116	A	Radford	69	79
													117	H	Morehead St.	69	84
													127	H	High Point	61	78
													133	H	Davidson	54	49
													164	A	Delaware	45	69
													192	A	Hampton	80	82
													195	H	UNC Asheville	69	59
													208	A	Florida	60	58
													244	A	Furman	57	70
													246	H	Mt. St. Mary's	62	69
													253	A	Campbell	52	38
													268	H	Winthrop	62	64
													284	A	Wofford	53	59
													315	H	Charleston So.	75	65
													334	A	Presbyterian	66	58
													335	A	Western Caro.	62	52
													337	H	USC Upstate	92	72
													341	A	Longwood	79	85
LAST 12 Division I GAMES:																	
				116	A	Radford	69	79		334	A	Presbyterian	66	58			
				341	A	Longwood	79	85		127	H	High Point	61	78			
				315	H	Charleston So.	75	65		195	H	UNC Asheville	69	59			
				192	A	Hampton	80	82		253	A	Campbell	52	38			
				337	H	USC Upstate	92	72		335	A	Western Caro.	62	52			
				268	H	Winthrop	62	64		164	A	Delaware	45	69			

Non-Div I Games: Converse 79 51 Warren Wilson 100 37 Pfeiffer 82 46

Gardner-Webb

Loss, Non-Conf, S Site, H Home A Away N Neutral

George Mason

Through Games Of Feb. 5, 2019

Average RPI Win:	232	WON-LOST	WINNING	LAST 10	STRENGTH OF	OPP. STRENGTH	TEAM	ADJ.	CONF.	ADJ CONF.
Average RPI Loss:	155	RECORD	PCT. RANK	GAMES	SCHEDULE	OF SCHEDULE	RPI	RPI	RPI	RPI
DIV. I ONLY	11- 10	154	0- 1	313	140	203	203	17	17	
DIV. I NON-CONF.	8- 5	120	0- 0	303	167	185	185	16	16	
TOTALS	RPI 1-25	RPI 26-50	W-L RECORDS	RPI 51-100	RPI 101-150	RPI 150+				
11- 10	0- 0	0- 0	OVERALL	0- 2	0- 3	11- 5				
6- 3	0- 0	0- 0	HOME	0- 0	0- 1	6- 2				
5- 7	0- 0	0- 0	AWAY	0- 2	0- 2	5- 3				
0- 0	0- 0	0- 0	NEUTRAL	0- 0	0- 0	0- 0				
8- 5	0- 0	0- 0	NON-CONFERENCE	0- 2	0- 2	8- 1				
5- 1	0- 0	0- 0	HOME	0- 0	0- 1	5- 0				
3- 4	0- 0	0- 0	AWAY	0- 2	0- 1	3- 1				
0- 0	0- 0	0- 0	NEUTRAL	0- 0	0- 0	0- 0				
3- 5	0- 0	0- 0	CONFERENCE	0- 0	0- 1	3- 4				
1- 2	0- 0	0- 0	HOME	0- 0	0- 0	1- 2				
2- 3	0- 0	0- 0	AWAY	0- 0	0- 1	2- 2				
0- 0	0- 0	0- 0	NEUTRAL	0- 0	0- 0	0- 0				

RPI S	Opponent	Score	RPI S	Opponent	Score	RPI S	Opponent	Score	RPI S	Opponent	Score	Team's RPI: 203
						94	A Kansas	56 66	112	H Houston	56 66	
						99	A American	71 86	133	A Davidson	59 67	
									135	A Washington	52 81	
									151	H Duquesne	57 60	
									164	H Delaware	72 46	
									178	H UMES	70 49	
									187	A George Washington	64 60	
									196	A Saint Louis	53 60	
									199	H Rhode Island	75 69	
									202	A St. Bonaventure	55 64	
									202	H St. Bonaventure	57 68	
									207	A Massachusetts	70 52	
									220	A UMKC	91 84	
									221	A Howard	59 73	
									231	H Colgate	64 61	
									252	A Air Force	78 71	
									291	H Col. of Charleston	66 52	
									297	H Loyola Maryland	70 38	
									323	A Eastern Ky.	91 75	
LAST 12 Division I GAMES:												
202	A	St. Bonaventure	55	64	202	H	St. Bonaventure	57	68			
196	A	Saint Louis	53	60	133	A	Davidson	59	67			
199	H	Rhode Island	75	69	291	H	Col. of Charleston	66	52			
187	A	George Washington	64	60	178	H	UMES	70	49			
207	A	Massachusetts	70	52	112	H	Houston	56	66			
151	H	Duquesne	57	60	323	A	Eastern Ky.	91	75			

Non-Div I Games:

George Mason

■ Loss,
■ Non-Conf,
■ S Site,
■ H Home
■ A Away
N Neutral

Average RPI Win:	159	WON-LOST	WINNING	LAST 10	STRENGTH OF	OPP. STRENGTH	TEAM	ADJ.	CONF.	ADJ CONF.
Average RPI Loss:	132	RECORD	PCT. RANK	GAMES	SCHEDULE	OF SCHEDULE	RPI	RPI	RPI	RPI
DIV. I ONLY	8- 14	249	0- 1	76	125	187	187	17	17	
DIV. I NON-CONF.	3- 10	278	0- 0	47	74	224	224	16	16	
TOTALS	RPI 1-25	RPI 26-50	W-L RECORDS	RPI 51-100	RPI 101-150	RPI 150+				
8- 14	0- 2	0- 3	OVERALL	1- 0	3- 3	4- 6				
5- 7	0- 1	0- 1	HOME	1- 0	3- 2	1- 3				
3- 5	0- 0	0- 1	AWAY	0- 0	0- 1	3- 3				
0- 2	0- 1	0- 1	NEUTRAL	0- 0	0- 0	0- 0				
3- 10	0- 2	0- 3	NON-CONFERENCE	1- 0	1- 1	1- 4				
3- 4	0- 1	0- 1	HOME	1- 0	1- 0	1- 2				
0- 4	0- 0	0- 1	AWAY	0- 0	0- 1	0- 2				
0- 2	0- 1	0- 1	NEUTRAL	0- 0	0- 0	0- 0				
5- 4	0- 0	0- 0	CONFERENCE	0- 0	2- 2	3- 2				
2- 3	0- 0	0- 0	HOME	0- 0	2- 2	0- 1				
3- 1	0- 0	0- 0	AWAY	0- 0	0- 0	3- 1				
0- 0	0- 0	0- 0	NEUTRAL	0- 0	0- 0	0- 0				

RPI 1-25				RPI 26-50				RPI 51-100				RPI 101+ Team's RPI: 187			
RPI	S	Opponent	Score	RPI	S	Opponent	Score	RPI	S	Opponent	Score	RPI	S	Opponent	Score
9	N	NC State	61 69	41	H	Villanova	45 60	78	H	Princeton	64 49	105	H	Dayton	46 45
20	H	Maryland	30 69	42	A	James Madison	37 50					120	H	VCU	57 48
				43	N	Georgia Tech	55 70					121	H	Towson	76 63
												133	H	Davidson	42 62
												139	H	Fordham	38 50
												149	A	William & Mary	59 73
												151	A	Duquesne	55 54
												152	A	South Fla.	30 63
												157	H	Mercer	53 61
												196	A	Saint Louis	44 60
												199	A	Rhode Island	64 59
												203	H	George Mason	60 64
												213	H	Memphis	51 38
												227	H	Monmouth	51 55
												285	A	La Salle	67 59
												333	A	Iona	43 52
LAST 12 Division I GAMES:															
196	A	Saint Louis	44 60	105	H	Dayton	46 45								
133	H	Davidson	42 62	199	A	Rhode Island	64 59								
151	A	Duquesne	55 54	139	H	Fordham	38 50								
120	H	VCU	57 48	213	H	Memphis	51 38								
203	H	George Mason	60 64	149	A	William & Mary	59 73								
285	A	La Salle	67 59	157	H	Mercer	53 61								

Non-Div I Games:

George Washington

■ Loss,
 ■ Non-Conf,
 ■ S Site,
 ■ H Home
 ■ A Away
 N Neutral

Average RPI Win: 155	WON-LOST	WINNING	LAST 10	STRENGTH OF	OPP. STRENGTH	TEAM	ADJ.	CONF.	ADJ CONF.
Average RPI Loss: 57	RECORD	PCT. RANK	GAMES	SCHEDULE	OF SCHEDULE	RPI	RPI	RPI	RPI
DIV. I ONLY	11- 11	159	1- 0	26	53	92	92	6	6
DIV. I NON-CONF.	6- 5	143	0- 0	27	71	77	77	4	4
TOTALS	RPI 1-25	RPI 26-50	W-L RECORDS	RPI 51-100	RPI 101-150	RPI 150+			
11- 11	0- 4	1- 3	OVERALL	0- 0	5- 4	5- 0			
8- 5	0- 2	1- 2	HOME	0- 0	4- 1	3- 0			
3- 4	0- 0	0- 1	AWAY	0- 0	1- 3	2- 0			
0- 2	0- 2	0- 0	NEUTRAL	0- 0	0- 0	0- 0			
6- 5	0- 3	0- 1	NON-CONFERENCE	0- 0	2- 1	4- 0			
4- 2	0- 1	0- 0	HOME	0- 0	2- 1	2- 0			
2- 1	0- 0	0- 1	AWAY	0- 0	0- 0	2- 0			
0- 2	0- 2	0- 0	NEUTRAL	0- 0	0- 0	0- 0			
5- 6	0- 1	1- 2	CONFERENCE	0- 0	3- 3	1- 0			
4- 3	0- 1	1- 2	HOME	0- 0	2- 0	1- 0			
1- 3	0- 0	0- 0	AWAY	0- 0	1- 3	0- 0			
0- 0	0- 0	0- 0	NEUTRAL	0- 0	0- 0	0- 0			

RPI 1-25				RPI 26-50				RPI 51-100 Team's RPI: 92				RPI 101+			
RPI	S	Opponent	Score	RPI	S	Opponent	Score	RPI	S	Opponent	Score	RPI	S	Opponent	Score
2	N	Baylor	46 67	38	H	DePaul	64 69					102	A	Providence	68 52
8	H	Marquette	62 72	41	H	Villanova	68 63					102	H	Providence	61 56
9	H	NC State	65 76	42	A	James Madison	57 69					104	A	Creighton	38 65
25	N	Buffalo	64 73	45	H	Butler	50 59					104	H	Creighton	62 53
												109	A	Seton Hall	63 76
												120	H	VCU	45 47
												123	H	Pittsburgh	70 41
												126	A	St. John's (NY)	51 59
												139	H	Fordham	58 38
												170	H	Xavier	68 61
												178	H	UMES	74 55
												193	A	Rider	79 49
												260	A	Richmond	73 53
												297	H	Loyola Maryland	45 30
LAST 12 Division I GAMES:															
102	H	Providence	61 56	38	H	DePaul	64 69								
104	H	Creighton	62 53	104	A	Creighton	38 65								
109	A	Seton Hall	63 76	102	A	Providence	68 52								
126	A	St. John's (NY)	51 59	45	H	Butler	50 59								
41	H	Villanova	68 63	170	H	Xavier	68 61								
8	H	Marquette	62 72	193	A	Rider	79 49								

Non-Div I Games:

Georgetown

■ Loss,
 ■ Non-Conf, S Site,
 ■ Home
 ■ Away
 N Neutral

Average RPI Win:	215	WON-LOST	WINNING	LAST 10	STRENGTH OF	OPP. STRENGTH	TEAM	ADJ.	CONF.	ADJ CONF.
Average RPI Loss:	42	RECORD	PCT. RANK	GAMES	SCHEDULE	OF SCHEDULE	RPI	RPI	RPI	RPI
DIV. I ONLY	13- 9	122	0- 1	87	88	107	107	5	5	
DIV. I NON-CONF.	9- 4	85	0- 0	251	226	148	148	5	5	
TOTALS	RPI 1-25	RPI 26-50	W-L RECORDS	RPI 51-100	RPI 101-150	RPI 150+				
13- 9	0- 3	0- 4	OVERALL	3- 1	0- 1	10- 0				
10- 2	0- 1	0- 0	HOME	2- 0	0- 1	8- 0				
2- 6	0- 1	0- 4	AWAY	1- 1	0- 0	1- 0				
1- 1	0- 1	0- 0	NEUTRAL	0- 0	0- 0	1- 0				
9- 4	0- 1	0- 3	NON-CONFERENCE	0- 0	0- 0	9- 0				
8- 0	0- 0	0- 0	HOME	0- 0	0- 0	8- 0				
0- 3	0- 0	0- 3	AWAY	0- 0	0- 0	0- 0				
1- 1	0- 1	0- 0	NEUTRAL	0- 0	0- 0	1- 0				
4- 5	0- 2	0- 1	CONFERENCE	3- 1	0- 1	1- 0				
2- 2	0- 1	0- 0	HOME	2- 0	0- 1	0- 0				
2- 3	0- 1	0- 1	AWAY	1- 1	0- 0	1- 0				
0- 0	0- 0	0- 0	NEUTRAL	0- 0	0- 0	0- 0				

RPI S	Opponent	Score	RPI S	Opponent	Score	RPI S	Opponent	Score	RPI S	Opponent	Score	Team's RPI: 107
7	A Mississippi St.	71 80	36	A Missouri	35 61	51	A Auburn	58 59	113	H Alabama	53 58	
18	H Texas A&M	66 76	41	A Villanova	56 62	54	H LSU	63 50	157	H Mercer	67 60	
20	N Maryland	51 58	43	A Georgia Tech	53 63	63	H Tennessee	66 62	173	A Vanderbilt	71 64	
			49	A UCLA	69 80	74	A Arkansas	80 72	202	H St. Bonaventure	67 40	
									244	H Furman	61 38	
									268	H Winthrop	85 39	
									277	H Ga. Southern	81 38	
									301	N Morgan St.	60 33	
									315	H Charleston So.	83 75	
									330	H Lipscomb	77 45	
									334	H Presbyterian	83 59	
LAST 12 Division I GAMES:												
51	A Auburn	58 59	7	A Mississippi St.	71 80							
74	A Arkansas	80 72	173	A Vanderbilt	71 64							
113	H Alabama	53 58	54	H LSU	63 50							
18	H Texas A&M	66 76	334	H Presbyterian	83 59							
36	A Missouri	35 61	277	H Ga. Southern	81 38							
63	H Tennessee	66 62	330	H Lipscomb	77 45							

Non-Div I Games:

Georgia

■ Loss,
 ■ Non-Conf, S Site,
 ■ Home
 ■ Away
 N Neutral

Average RPI Win:	253	WON-LOST	WINNING	LAST 10	STRENGTH OF	OPP. STRENGTH	TEAM	ADJ.	CONF.	ADJ CONF.
Average RPI Loss:	113	RECORD	PCT. RANK	GAMES	SCHEDULE	OF SCHEDULE	RPI	RPI	RPI	RPI
DIV. I ONLY	11- 9	140	1- 0	177	232	154	154	12	12	
DIV. I NON-CONF.	6- 5	143	0- 0	246	239	184	184	15	15	
TOTALS	RPI 1-25	RPI 26-50	W-L RECORDS	RPI 51-100	RPI 101-150	RPI 150+				
11- 9	0- 1	0- 2	OVERALL	1- 1	1- 2	9- 3				
6- 3	0- 0	0- 1	HOME	1- 0	1- 1	4- 1				
5- 6	0- 1	0- 1	AWAY	0- 1	0- 1	5- 2				
0- 0	0- 0	0- 0	NEUTRAL	0- 0	0- 0	0- 0				
6- 5	0- 1	0- 2	NON-CONFERENCE	0- 1	0- 0	6- 1				
4- 1	0- 0	0- 1	HOME	0- 0	0- 0	4- 0				
2- 4	0- 1	0- 1	AWAY	0- 1	0- 0	2- 1				
0- 0	0- 0	0- 0	NEUTRAL	0- 0	0- 0	0- 0				
5- 4	0- 0	0- 0	CONFERENCE	1- 0	1- 2	3- 2				
2- 2	0- 0	0- 0	HOME	1- 0	1- 1	0- 1				
3- 2	0- 0	0- 0	AWAY	0- 0	0- 1	3- 1				
0- 0	0- 0	0- 0	NEUTRAL	0- 0	0- 0	0- 0				

RPI 1-25			RPI 26-50			RPI 51-100			RPI 101+			Team's RPI: 154
RPI	S	Opponent	Score	RPI	S	Opponent	Score	RPI	S	Opponent	Score	
23	A	Florida St.	43 79	37	A	Rice	49 66	58	A	Middle Tenn.	54 69	106 H South Alabama 59 68
				43	H	Georgia Tech	71 78	91	H	Troy	84 80	115 A UT Arlington 45 69
												115 H UT Arlington 50 48
												175 A Texas St. 57 34
												175 H Texas St. 60 69
												224 A Jacksonville St. 56 61
												237 A Louisiana 54 57
												267 H Bethune-Cookman 62 57
												277 A Ga. Southern 83 66
												288 A Fla. Atlantic 75 59
												295 H Kennesaw St. 79 73
												310 A La.-Monroe 56 41
												313 H UNC Greensboro 70 63
												314 A FIU 67 61
												343 H N.C. Central 65 54
LAST 12 Division I GAMES:												
277	A	Ga. Southern	83 66	237	A	Louisiana	54 57					
115	A	UT Arlington	45 69	175	H	Texas St.	60 69					
175	A	Texas St.	57 34	115	H	UT Arlington	50 48					
91	H	Troy	84 80	23	A	Florida St.	43 79					
106	H	South Alabama	59 68	267	H	Bethune-Cookman	62 57					
310	A	La.-Monroe	56 41	343	H	N.C. Central	65 54					

Non-Div I Games:

Georgia St.

Average RPI Win:	161	WON-LOST	WINNING	LAST 10	STRENGTH OF	OPP. STRENGTH	TEAM	ADJ.	CONF.	ADJ CONF.
Average RPI Loss:	36	RECORD	PCT. RANK	GAMES	SCHEDULE	OF SCHEDULE	RPI	RPI	RPI	RPI
DIV. I ONLY	13- 9	122	0- 1	22	17	43	43	1	1	
DIV. I NON-CONF.	10- 3	59	0- 0	158	141	60	60	1	1	
TOTALS	RPI 1-25	RPI 26-50	W-L RECORDS	RPI 51-100	RPI 101-150	RPI 150+				
13- 9	1- 6	0- 1	OVERALL	2- 0	4- 2	6- 0				
8- 2	1- 2	0- 0	HOME	1- 0	2- 0	4- 0				
2- 6	0- 4	0- 1	AWAY	0- 0	1- 1	1- 0				
3- 1	0- 0	0- 0	NEUTRAL	1- 0	1- 1	1- 0				
10- 3	0- 1	0- 0	NON-CONFERENCE	1- 0	3- 2	6- 0				
6- 0	0- 0	0- 0	HOME	0- 0	2- 0	4- 0				
1- 2	0- 1	0- 0	AWAY	0- 0	0- 1	1- 0				
3- 1	0- 0	0- 0	NEUTRAL	1- 0	1- 1	1- 0				
3- 6	1- 5	0- 1	CONFERENCE	1- 0	1- 0	0- 0				
2- 2	1- 2	0- 0	HOME	1- 0	0- 0	0- 0				
1- 4	0- 3	0- 1	AWAY	0- 0	1- 0	0- 0				
0- 0	0- 0	0- 0	NEUTRAL	0- 0	0- 0	0- 0				

RPI 1-25				RPI 26-50				Team's RPI: 43	RPI 51-100				RPI 101+			
RPI	S	Opponent	Score	RPI	S	Opponent	Score		RPI	S	Opponent	Score	RPI	S	Opponent	Score
1	A	Notre Dame	50 90	47	A	Clemson	61 71		70	H	Duke	70 64	103	A	Boston College	81 76
1	H	Notre Dame	55 76						75	N	Idaho St.	74 51	105	N	Dayton	66 85
3	A	Louisville	44 61										107	H	Georgia	63 53
9	H	NC State	60 68										109	N	Seton Hall	84 73
10	H	Syracuse	65 55										112	A	Houston	89 95
20	A	Maryland	54 67										138	H	Appalachian St.	71 53
22	A	North Carolina	90 91										154	A	Georgia St.	78 71
													187	N	George Washington	70 55
													232	H	Alabama St.	69 42
													284	H	Wofford	81 40
													295	H	Kennesaw St.	60 35
													335	H	Western Caro.	84 49
LAST 12 Division I GAMES:																
1	A	Notre Dame	50 90	70	H	Duke	70 64		1	H	Notre Dame	55 76				
22	A	North Carolina	90 91						103	A	Boston College	81 76				
9	H	NC State	60 68						284	H	Wofford	81 40				
10	H	Syracuse	65 55						105	N	Dayton	66 85				
47	A	Clemson	61 71						109	N	Seton Hall	84 73				
3	A	Louisville	44 61													

Non-Div I Games:

Georgia Tech

■ Loss,
 ■ Non-Conf, S Site,
 ■ Home
 ■ Away
 N Neutral

Average RPI Win: 124	WON-LOST	WINNING	LAST 10	STRENGTH OF	OPP. STRENGTH	TEAM	ADJ.	CONF.	ADJ CONF.
Average RPI Loss: 17	RECORD	PCT. RANK	GAMES	SCHEDULE	OF SCHEDULE	RPI	RPI	RPI	RPI
DIV. I ONLY	21- 2	6	1- 0	43	27	12	12	8	8
DIV. I NON-CONF.	11- 1	13	1- 0	44	4	11	11	7	7
TOTALS	RPI 1-25	RPI 26-50	W-L RECORDS	RPI 51-100	RPI 101-150	RPI 150+			
21- 2	2- 1	0- 1	OVERALL	7- 0	5- 0	7- 0			
11- 0	1- 0	0- 0	HOME	4- 0	2- 0	4- 0			
8- 1	0- 0	0- 1	AWAY	3- 0	2- 0	3- 0			
2- 1	1- 1	0- 0	NEUTRAL	0- 0	1- 0	0- 0			
11- 1	2- 1	0- 0	NON-CONFERENCE	3- 0	3- 0	3- 0			
6- 0	1- 0	0- 0	HOME	2- 0	2- 0	1- 0			
3- 0	0- 0	0- 0	AWAY	1- 0	0- 0	2- 0			
2- 1	1- 1	0- 0	NEUTRAL	0- 0	1- 0	0- 0			
10- 1	0- 0	0- 1	CONFERENCE	4- 0	2- 0	4- 0			
5- 0	0- 0	0- 0	HOME	2- 0	0- 0	3- 0			
5- 1	0- 0	0- 1	AWAY	2- 0	2- 0	1- 0			
0- 0	0- 0	0- 0	NEUTRAL	0- 0	0- 0	0- 0			

RPI 1-25				RPI 26-50				RPI 51-100				RPI 101+			
RPI	S	Opponent	Score	RPI	S	Opponent	Score	RPI	S	Opponent	Score	RPI	S	Opponent	Score
1	N	Notre Dame	65 81	32	A	BYU	68 70	53	A	Saint Mary's (CA)	66 52	111	A	Loyola Marymount	78 53
4	H	Stanford	79 73					53	H	Saint Mary's (CA)	74 62	118	N	Western Ky.	76 55
15	N	Rutgers	57 40					67	A	Missouri St.	70 67	124	H	Washington St.	76 53
								75	H	Idaho St.	70 51	137	A	Pepperdine	79 54
								81	A	Pacific	63 51	145	H	Montana	76 52
								81	H	Pacific	88 65	166	H	Portland	97 71
								95	H	Idaho	88 51	171	H	Santa Clara	78 61
												197	A	Eastern Wash.	63 51
												211	A	UNLV	70 59
												219	H	Colorado St.	50 39
												225	H	San Francisco	78 51
												254	A	San Diego	86 61
LAST 12 Division I GAMES:															
118	N	Western Ky.	76 55	254	A	San Diego	86 61								
15	N	Rutgers	57 40	32	A	BYU	68 70								
53	A	Saint Mary's (CA)	66 52	166	H	Portland	97 71								
81	A	Pacific	63 51	81	H	Pacific	88 65								
171	H	Santa Clara	78 61	53	H	Saint Mary's (CA)	74 62								
225	H	San Francisco	78 51	137	A	Pepperdine	79 54								

Non-Div I Games:

Gonzaga

■ Loss,
 ■ Non-Conf, S Site,
 ■ Home
 ■ Away
 N Neutral

Average RPI Win:	235	WON-LOST	WINNING	LAST 10	STRENGTH OF	OPP. STRENGTH	TEAM	ADJ.	CONF.	ADJ CONF.
Average RPI Loss:	156	RECORD	PCT. RANK	GAMES	SCHEDULE	OF SCHEDULE	RPI	RPI	RPI	RPI
DIV. I ONLY	9- 12	216	0- 1	226	223	201	201	29	29	
DIV. I NON-CONF.	3- 9	271	0- 0	54	86	182	182	27	27	
TOTALS	RPI 1-25	RPI 26-50	W-L RECORDS	RPI 51-100	RPI 101-150	RPI 150+				
9- 12	0- 0	1- 1	OVERALL	0- 3	1- 2	7- 6				
3- 3	0- 0	0- 0	HOME	0- 0	0- 0	3- 3				
4- 8	0- 0	0- 0	AWAY	0- 3	0- 2	4- 3				
2- 1	0- 0	1- 1	NEUTRAL	0- 0	1- 0	0- 0				
3- 9	0- 0	1- 1	NON-CONFERENCE	0- 3	1- 2	1- 3				
1- 0	0- 0	0- 0	HOME	0- 0	0- 0	1- 0				
0- 8	0- 0	0- 0	AWAY	0- 3	0- 2	0- 3				
2- 1	0- 0	1- 1	NEUTRAL	0- 0	1- 0	0- 0				
6- 3	0- 0	0- 0	CONFERENCE	0- 0	0- 0	6- 3				
2- 3	0- 0	0- 0	HOME	0- 0	0- 0	2- 3				
4- 0	0- 0	0- 0	AWAY	0- 0	0- 0	4- 0				
0- 0	0- 0	0- 0	NEUTRAL	0- 0	0- 0	0- 0				

RPI S	Opponent	Score	RPI S	Opponent	Score	RPI S	Opponent	Score	RPI S	Opponent	Score	Team's RPI: 201
33	N Indiana	65 62	35	N South Dakota	53 67	51	A Auburn	48 97	111	N Loyola Marymount	62 61	
						86	A Oklahoma St.	40 86	113	A Alabama	55 73	
						94	A Kansas	45 76	115	A UT Arlington	54 78	
									152	A South Fla.	50 67	
									174	H Southern U.	81 86	
									186	A Southern Miss.	47 68	
									191	A Prairie View	64 63	
									232	A Alabama St.	80 72	
									234	A Texas Southern	75 67	
									263	A Wichita St.	61 70	
									300	H Mississippi Val.	52 54	
									302	A Alabama A&M	63 51	
									305	H Jackson St.	74 77	
									316	H McNeese	75 51	
									346	H Ark.-Pine Bluff	77 57	
									350	H Alcorn	61 56	
LAST 12 Division I GAMES:												
300	H Mississippi Val.	52 54	174	H Southern U.	81 86							
346	H Ark.-Pine Bluff	77 57	302	A Alabama A&M	63 51							
305	H Jackson St.	74 77	232	A Alabama St.	80 72							
191	A Prairie View	64 63	86	A Oklahoma St.	40 86							
234	A Texas Southern	75 67	111	N Loyola Marymount	62 61							
350	H Alcorn	61 56	33	N Indiana	65 62							

Non-Div I Games:

Grambling

■ Loss,
 ■ Non-Conf,
 ■ S Site,
 ■ H Home
 ■ A Away
 N Neutral

Grand Canyon

Through Games Of Feb. 5, 2019

Average RPI Win:	293	WON-LOST	WINNING	LAST 10	STRENGTH OF	OPP. STRENGTH	TEAM	ADJ.	CONF.	ADJ CONF.
Average RPI Loss:	220	RECORD	PCT. RANK	GAMES	SCHEDULE	OF SCHEDULE	RPI	RPI	RPI	RPI
DIV. I ONLY	5- 13	289	0- 1	345	327	340	340	30	30	
DIV. I NON-CONF.	2- 8	293	0- 0	331	308	347	347	30	30	
TOTALS	RPI 1-25	RPI 26-50	W-L RECORDS	RPI 51-100	RPI 101-150	RPI 150+				
5- 13	0- 0	0- 0	OVERALL	0- 0	0- 2	5- 11				
4- 5	0- 0	0- 0	HOME	0- 0	0- 1	4- 4				
1- 8	0- 0	0- 0	AWAY	0- 0	0- 1	1- 7				
0- 0	0- 0	0- 0	NEUTRAL	0- 0	0- 0	0- 0				
2- 8	0- 0	0- 0	NON-CONFERENCE	0- 0	0- 2	2- 6				
2- 3	0- 0	0- 0	HOME	0- 0	0- 1	2- 2				
0- 5	0- 0	0- 0	AWAY	0- 0	0- 1	0- 4				
0- 0	0- 0	0- 0	NEUTRAL	0- 0	0- 0	0- 0				
3- 5	0- 0	0- 0	CONFERENCE	0- 0	0- 0	3- 5				
2- 2	0- 0	0- 0	HOME	0- 0	0- 0	2- 2				
1- 3	0- 0	0- 0	AWAY	0- 0	0- 0	1- 3				
0- 0	0- 0	0- 0	NEUTRAL	0- 0	0- 0	0- 0				

RPI 1-25			RPI 26-50			RPI 51-100			RPI 101+			Team's RPI: 340
RPI	S	Opponent	Score	RPI	S	Opponent	Score	RPI	S	Opponent	Score	
								119	A	UNCW	55	77
								145	H	Montana	47	69
								160	H	New Mexico St.	54	51
								163	H	Portland St.	55	60
								171	A	Santa Clara	55	75
								172	H	Indiana St.	81	88
								209	H	UTRGV	50	66
								216	A	East Carolina	47	59
								220	A	UMKC	45	73
								249	A	Long Beach St.	50	57
								269	A	Utah Valley	46	57
								274	H	CSU Bakersfield	46	59
								287	H	California Baptist	75	71
								306	A	UC Santa Barbara	55	66
								325	H	Incarinate Word	74	63
								342	A	Seattle U	74	73
								345	A	Chicago St.	48	50
								351	H	LIU Brooklyn	65	62
LAST 12 Division I GAMES:												
274	H	CSU Bakersfield	46	59	342	A	Seattle U	74	73			
287	H	California Baptist	75	71	269	A	Utah Valley	46	57			
220	A	UMKC	45	73	171	A	Santa Clara	55	75			
345	A	Chicago St.	48	50	249	A	Long Beach St.	50	57			
209	H	UTRGV	50	66	163	H	Portland St.	55	60			
160	H	New Mexico St.	54	51	145	H	Montana	47	69			

Non-Div I Games:

Grand Canyon

■ Loss,
■ Non-Conf,
■ S Site,
■ H Home
■ A Away
N Neutral

Average RPI Win:	201	WON-LOST	WINNING	LAST 10	STRENGTH OF	OPP. STRENGTH	TEAM	ADJ.	CONF.	ADJ CONF.
Average RPI Loss:	59	RECORD	PCT. RANK	GAMES	SCHEDULE	OF SCHEDULE	RPI	RPI	RPI	RPI
DIV. I ONLY	12- 7	103	1- 0	78	118	73	73	20	20	
DIV. I NON-CONF.	4- 5	190	0- 0	4	13	36	36	17	17	
TOTALS	RPI 1-25	RPI 26-50	W-L RECORDS	RPI 51-100	RPI 101-150	RPI 150+				
12- 7	0- 1	1- 3	OVERALL	1- 2	2- 1	8- 0				
7- 2	0- 0	0- 0	HOME	1- 1	2- 1	4- 0				
5- 5	0- 1	1- 3	AWAY	0- 1	0- 0	4- 0				
0- 0	0- 0	0- 0	NEUTRAL	0- 0	0- 0	0- 0				
4- 5	0- 1	1- 3	NON-CONFERENCE	1- 1	1- 0	1- 0				
3- 1	0- 0	0- 0	HOME	1- 1	1- 0	1- 0				
1- 4	0- 1	1- 3	AWAY	0- 0	0- 0	0- 0				
0- 0	0- 0	0- 0	NEUTRAL	0- 0	0- 0	0- 0				
8- 2	0- 0	0- 0	CONFERENCE	0- 1	1- 1	7- 0				
4- 1	0- 0	0- 0	HOME	0- 0	1- 1	3- 0				
4- 1	0- 0	0- 0	AWAY	0- 1	0- 0	4- 0				
0- 0	0- 0	0- 0	NEUTRAL	0- 0	0- 0	0- 0				

RPI 1-25				RPI 26-50				RPI 51-100				Team's RPI: 73	RPI 101+			
RPI	S	Opponent	Score	RPI	S	Opponent	Score	RPI	S	Opponent	Score		RPI	S	Opponent	Score
8	A	Marquette	54 80	28	A	South Dakota St.	47 77	77	H	Maine	70 39		105	H	Dayton	51 35
				35	A	South Dakota	49 55	84	A	Wright St.	67 85		125	H	Youngstown St.	60 42
				36	A	Missouri	56 49	87	H	Northwestern	55 57		134	H	IUPUI	63 67
				38	A	DePaul	64 73						177	H	Wisconsin	55 46
													190	A	Milwaukee	76 62
													190	H	Milwaukee	59 45
													270	H	Cleveland St.	62 53
													281	A	Northern Ky.	81 61
													304	A	Oakland	77 53
													329	A	Detroit Mercy	65 40
													331	H	UIC	62 32
LAST 12 Division I GAMES:																
				190	H	Milwaukee	59 45					270	H	Cleveland St.	62 53	
				134	H	IUPUI	63 67					281	A	Northern Ky.	81 61	
				331	H	UIC	62 32					84	A	Wright St.	67 85	
				304	A	Oakland	77 53					190	A	Milwaukee	76 62	
				329	A	Detroit Mercy	65 40					8	A	Marquette	54 80	
				125	H	Youngstown St.	60 42					177	H	Wisconsin	55 46	

Non-Div I Games: Wis.-Parkside 81 32

Green Bay

■ Loss,
■ Non-Conf,
■ S Site,
■ H Home
■ A Away
N Neutral

Average RPI Win: 250	WON-LOST	WINNING	LAST 10	STRENGTH OF	OPP. STRENGTH	TEAM	ADJ.	CONF.	ADJ CONF.
Average RPI Loss: 170	RECORD	PCT. RANK	GAMES	SCHEDULE	OF SCHEDULE	RPI	RPI	RPI	RPI
DIV. I ONLY	11- 9	140	0- 1	255	260	192	192	28	28
DIV. I NON-CONF.	3- 7	256	0- 1	198	123	261	261	29	29
TOTALS	RPI 1-25	RPI 26-50	W-L RECORDS	RPI 51-100	RPI 101-150	RPI 150+			
11- 9	0- 1	1- 0	OVERALL	0- 1	1- 2	9- 5			
7- 2	0- 0	1- 0	HOME	0- 0	1- 1	5- 1			
4- 5	0- 1	0- 0	AWAY	0- 0	0- 1	4- 3			
0- 2	0- 0	0- 0	NEUTRAL	0- 1	0- 0	0- 1			
3- 7	0- 1	1- 0	NON-CONFERENCE	0- 1	0- 1	2- 4			
2- 2	0- 0	1- 0	HOME	0- 0	0- 1	1- 1			
1- 3	0- 1	0- 0	AWAY	0- 0	0- 0	1- 2			
0- 2	0- 0	0- 0	NEUTRAL	0- 1	0- 0	0- 1			
8- 2	0- 0	0- 0	CONFERENCE	0- 0	1- 1	7- 1			
5- 0	0- 0	0- 0	HOME	0- 0	1- 0	4- 0			
3- 2	0- 0	0- 0	AWAY	0- 0	0- 1	3- 1			
0- 0	0- 0	0- 0	NEUTRAL	0- 0	0- 0	0- 0			

RPI 1-25				RPI 26-50				RPI 51-100				RPI 101+ Team's RPI: 192			
RPI	S	Opponent	Score	RPI	S	Opponent	Score	RPI	S	Opponent	Score	RPI	S	Opponent	Score
9	A	NC State	51 83	42	H	James Madison	72 65	61	N	SFA	68 70	116	H	Radford	68 54
												127	A	High Point	73 82
												130	H	Chattanooga	50 58
												195	A	UNC Asheville	61 58
												198	H	Elon	62 77
												236	N	Sacramento St.	61 65
												248	A	Cornell	53 79
												253	A	Campbell	46 52
												255	H	Gardner-Webb	82 80
												261	H	Samford	64 57
												264	A	Columbia	63 88
												268	A	Winthrop	84 63
												288	A	Fla. Atlantic	72 68
												315	A	Charleston So.	74 66
												334	H	Presbyterian	79 62
												337	H	USC Upstate	67 43
												341	H	Longwood	66 40
LAST 12 Division I GAMES:															
236	N	Sacramento St.	61 65	253	A	Campbell	46 52								
334	H	Presbyterian	79 62	341	H	Longwood	66 40								
127	A	High Point	73 82	116	H	Radford	68 54								
337	H	USC Upstate	67 43	195	A	UNC Asheville	61 58								
255	H	Gardner-Webb	82 80	315	A	Charleston So.	74 66								
268	A	Winthrop	84 63	264	A	Columbia	63 88								

Non-Div I Games: Mid-Atlantic Christ115 48

Hampton

■ Loss,
 ■ Non-Conf, S Site,
 ■ Home
 ■ Away
 N Neutral

Average RPI Win:	232	WON-LOST	WINNING	LAST 10	STRENGTH OF	OPP. STRENGTH	TEAM	ADJ.	CONF.	ADJ CONF.
Average RPI Loss:	76	RECORD	PCT. RANK	GAMES	SCHEDULE	OF SCHEDULE	RPI	RPI	RPI	RPI
DIV. I ONLY	15- 8	94	0- 1	125	176	96	96	23	23	
DIV. I NON-CONF.	7- 7	162	0- 1	90	84	114	114	24	24	
TOTALS	RPI 1-25	RPI 26-50	W-L RECORDS	RPI 51-100	RPI 101-150	RPI 150+				
15- 8	0- 2	0- 3	OVERALL	2- 1	1- 0	12- 2				
8- 2	0- 1	0- 0	HOME	2- 1	1- 0	5- 0				
7- 4	0- 0	0- 3	AWAY	0- 0	0- 0	7- 1				
0- 2	0- 1	0- 0	NEUTRAL	0- 0	0- 0	0- 1				
7- 7	0- 2	0- 3	NON-CONFERENCE	1- 1	1- 0	5- 1				
4- 2	0- 1	0- 0	HOME	1- 1	1- 0	2- 0				
3- 3	0- 0	0- 3	AWAY	0- 0	0- 0	3- 0				
0- 2	0- 1	0- 0	NEUTRAL	0- 0	0- 0	0- 1				
8- 1	0- 0	0- 0	CONFERENCE	1- 0	0- 0	7- 1				
4- 0	0- 0	0- 0	HOME	1- 0	0- 0	3- 0				
4- 1	0- 0	0- 0	AWAY	0- 0	0- 0	4- 1				
0- 0	0- 0	0- 0	NEUTRAL	0- 0	0- 0	0- 0				

RPI 1-25				RPI 26-50				RPI 51-100 Team's RPI: 96				RPI 101+			
RPI	S	Opponent	Score	RPI	S	Opponent	Score	RPI	S	Opponent	Score	RPI	S	Opponent	Score
3	N	Louisville	69 86	26	A	Miami (FL)	62 75	68	H	Harvard	73 60	149	H	William & Mary	50 45
24	H	Michigan St.	66 74	39	A	New Mexico	65 72	77	H	Maine	49 46	155	N	Southern Ill.	50 72
				41	A	Villanova	41 59	78	H	Princeton	38 75	165	A	Stony Brook	64 36
												165	H	Stony Brook	73 62
												199	A	Rhode Island	65 51
												238	H	Albany (NY)	82 35
												245	A	Binghamton	62 73
												273	H	Vermont	61 32
												298	A	Central Conn. St.	54 52
												299	H	Bryant	67 57
												301	H	Morgan St.	80 59
												303	A	UMBC	66 52
												307	A	UMass Lowell	66 44
												309	A	NJIT	84 53
												328	A	New Hampshire	66 48
LAST 12 Division I GAMES:															
39	A	New Mexico	65 72	307	A	UMass Lowell	66 44								
26	A	Miami (FL)	62 75	77	H	Maine	49 46								
165	H	Stony Brook	73 62	273	H	Vermont	61 32								
245	A	Binghamton	62 73	303	A	UMBC	66 52								
238	H	Albany (NY)	82 35	165	A	Stony Brook	64 36								
328	A	New Hampshire	66 48	309	A	NJIT	84 53								

Non-Div I Games:

Hartford

■ Loss,
 ■ Non-Conf, S Site,
 ■ Home
 ■ Away
 N Neutral

Average RPI Win:	201	WON-LOST	WINNING	LAST 10	STRENGTH OF	OPP. STRENGTH	TEAM	ADJ.	CONF.	ADJ CONF.
Average RPI Loss:	55	RECORD	PCT. RANK	GAMES	SCHEDULE	OF SCHEDULE	RPI	RPI	RPI	RPI
DIV. I ONLY	10- 7	126	1- 0	68	89	68	68	11	11	
DIV. I NON-CONF.	7- 6	153	1- 0	66	25	74	74	10	10	
TOTALS	RPI 1-25	RPI 26-50	W-L RECORDS	RPI 51-100	RPI 101-150	RPI 150+				
10- 7	0- 2	1- 1	OVERALL	0- 4	1- 0	8- 0				
3- 3	0- 1	0- 0	HOME	0- 2	0- 0	3- 0				
6- 4	0- 1	1- 1	AWAY	0- 2	1- 0	4- 0				
1- 0	0- 0	0- 0	NEUTRAL	0- 0	0- 0	1- 0				
7- 6	0- 2	1- 1	NON-CONFERENCE	0- 3	1- 0	5- 0				
2- 3	0- 1	0- 0	HOME	0- 2	0- 0	2- 0				
4- 3	0- 1	1- 1	AWAY	0- 1	1- 0	2- 0				
1- 0	0- 0	0- 0	NEUTRAL	0- 0	0- 0	1- 0				
3- 1	0- 0	0- 0	CONFERENCE	0- 1	0- 0	3- 0				
1- 0	0- 0	0- 0	HOME	0- 0	0- 0	1- 0				
2- 1	0- 0	0- 0	AWAY	0- 1	0- 0	2- 0				
0- 0	0- 0	0- 0	NEUTRAL	0- 0	0- 0	0- 0				

RPI 1-25				RPI 26-50				RPI 51-100 Team's RPI: 68				RPI 101+			
RPI	S	Opponent	Score	RPI	S	Opponent	Score	RPI	S	Opponent	Score	RPI	S	Opponent	Score
1	A	Notre Dame	58 103	27	A	California	85 79	62	H	Quinnipiac	67 72	144	A	CSUN	75 55
15	H	Rutgers	49 60	44	A	Purdue	65 66	77	H	Maine	60 67	168	H	Boston U.	67 47
								88	A	Yale	62 65	199	A	Rhode Island	80 47
								96	A	Hartford	60 73	224	N	Jacksonville St.	69 62
												226	A	Dartmouth	73 57
												226	H	Dartmouth	56 46
												239	A	Brown	100 83
												271	A	Siena	73 54
												285	H	La Salle	88 43
LAST 12 Division I GAMES:															
144	A	CSUN	75 55	199	A	Rhode Island	80 47	168	H	Boston U.	67 47	15	H	Rutgers	49 60
239	A	Brown	100 83	77	H	Maine	60 67	62	H	Quinnipiac	67 72	77	H	Maine	60 67
88	A	Yale	62 65	224	N	Jacksonville St.	69 62								
226	A	Dartmouth	73 57												
226	H	Dartmouth	56 46												
27	A	California	85 79												

Non-Div I Games:

Harvard

■ Loss,
■ Non-Conf, S Site,
■ Home
■ Away
N Neutral

Hawaii

Through Games Of Feb. 5, 2019

Average RPI Win: 240	WON-LOST	WINNING	LAST 10	STRENGTH OF	OPP. STRENGTH	TEAM	ADJ.	CONF.	ADJ CONF.
Average RPI Loss: 152	RECORD	PCT. RANK	GAMES	SCHEDULE	OF SCHEDULE	RPI	RPI	RPI	RPI
DIV. I ONLY	7- 12	244	0- 1	227	168	262	262	21	21
DIV. I NON-CONF.	3- 9	271	0- 1	168	117	276	276	20	20
TOTALS	RPI 1-25	RPI 26-50	W-L RECORDS	RPI 51-100	RPI 101-150	RPI 150+			
7- 12	0- 1	0- 1	OVERALL	2- 2	0- 2	5- 6			
4- 7	0- 1	0- 0	HOME	2- 2	0- 2	2- 2			
3- 4	0- 0	0- 0	AWAY	0- 0	0- 0	3- 4			
0- 1	0- 0	0- 1	NEUTRAL	0- 0	0- 0	0- 0			
3- 9	0- 1	0- 1	NON-CONFERENCE	1- 2	0- 1	2- 4			
2- 5	0- 1	0- 0	HOME	1- 2	0- 1	1- 1			
1- 3	0- 0	0- 0	AWAY	0- 0	0- 0	1- 3			
0- 1	0- 0	0- 1	NEUTRAL	0- 0	0- 0	0- 0			
4- 3	0- 0	0- 0	CONFERENCE	1- 0	0- 1	3- 2			
2- 2	0- 0	0- 0	HOME	1- 0	0- 1	1- 1			
2- 1	0- 0	0- 0	AWAY	0- 0	0- 0	2- 1			
0- 0	0- 0	0- 0	NEUTRAL	0- 0	0- 0	0- 0			

RPI 1-25				RPI 26-50				RPI 51-100				RPI 101+ Team's RPI: 262			
RPI	S	Opponent	Score	RPI	S	Opponent	Score	RPI	S	Opponent	Score	RPI	S	Opponent	Score
4	H	Stanford	59 81	29	N	Utah	48 73	69	H	FGCU	67 73	137	H	Pepperdine	64 65
								80	H	UC Davis	65 60	144	H	CSUN	29 49
								95	H	Idaho	69 61	166	H	Portland	65 72
								99	H	American	57 69	169	H	UC Riverside	55 60
												211	A	UNLV	66 61
												242	A	Nevada	78 79
												251	A	San Diego St.	57 58
												254	A	San Diego	50 58
												256	A	Cal St. Fullerton	68 72
												306	A	UC Santa Barbara	47 35
												324	A	Cal Poly	71 54
												324	H	Cal Poly	70 52
												342	H	Seattle U	67 51
LAST 12 Division I GAMES:															
		29 N Utah	48 73			80 H UC Davis	65 60								
		324 H Cal Poly	70 52			256 A Cal St. Fullerton	68 72								
		169 H UC Riverside	55 60			242 A Nevada	78 79								
		306 A UC Santa Barbara	47 35			211 A UNLV	66 61								
		324 A Cal Poly	71 54			95 H Idaho	69 61								
		144 H CSUN	29 49			4 H Stanford	59 81								

Non-Div I Games: Hawaii Pacific 66 51

Hawaii

■ Loss,
 ■ Non-Conf, S Site,
 ■ Home
 ■ Away
 N Neutral

Average RPI Win:	274	WON-LOST	WINNING	LAST 10	STRENGTH OF	OPP. STRENGTH	TEAM	ADJ.	CONF.	ADJ CONF.
Average RPI Loss:	97	RECORD	PCT. RANK	GAMES	SCHEDULE	OF SCHEDULE	RPI	RPI	RPI	RPI
DIV. I ONLY	13- 6	76	1- 0	242	299	127	127	28	28	
DIV. I NON-CONF.	5- 4	139	0- 0	145	210	113	113	29	29	
TOTALS	RPI 1-25	RPI 26-50	W-L RECORDS	RPI 51-100	RPI 101-150	RPI 150+				
13- 6	0- 0	0- 2	OVERALL	1- 1	0- 2	12- 1				
9- 0	0- 0	0- 0	HOME	1- 0	0- 0	8- 0				
4- 6	0- 0	0- 2	AWAY	0- 1	0- 2	4- 1				
0- 0	0- 0	0- 0	NEUTRAL	0- 0	0- 0	0- 0				
5- 4	0- 0	0- 2	NON-CONFERENCE	1- 1	0- 1	4- 0				
4- 0	0- 0	0- 0	HOME	1- 0	0- 0	3- 0				
1- 4	0- 0	0- 2	AWAY	0- 1	0- 1	1- 0				
0- 0	0- 0	0- 0	NEUTRAL	0- 0	0- 0	0- 0				
8- 2	0- 0	0- 0	CONFERENCE	0- 0	0- 1	8- 1				
5- 0	0- 0	0- 0	HOME	0- 0	0- 0	5- 0				
3- 2	0- 0	0- 0	AWAY	0- 0	0- 1	3- 1				
0- 0	0- 0	0- 0	NEUTRAL	0- 0	0- 0	0- 0				

RPI 1-25				RPI 26-50				RPI 51-100				RPI 101+ Team's RPI: 127				
RPI	S	Opponent	Score	RPI	S	Opponent	Score	RPI	S	Opponent	Score	RPI	S	Opponent	Score	
				34	A	Kentucky	49 71	55	A	Miami (OH)	55 68	116	A	Radford	58 80	
				47	A	Clemson	64 83	99	H	American	66 61	133	A	Davidson	62 71	
												192	H	Hampton	82 73	
												195	A	UNC Asheville	56 67	
												247	A	ETSU	73 65	
												253	H	Campbell	65 60	
												255	A	Gardner-Webb	78 61	
												266	H	Norfolk St.	83 51	
												268	H	Winthrop	56 54	
												313	H	UNC Greensboro	82 75	
												315	H	Charleston So.	71 64	
												334	H	Presbyterian	79 40	
												337	A	USC Upstate	87 61	
												341	A	Longwood	65 54	
												343	H	N.C. Central	80 69	
LAST 12 Division I GAMES:																
				341	A	Longwood	65 54	255	A	Gardner-Webb	78 61					
				192	H	Hampton	82 73	334	H	Presbyterian	79 40					
				268	H	Winthrop	56 54	116	A	Radford	58 80					
				315	H	Charleston So.	71 64	337	A	USC Upstate	87 61					
				253	H	Campbell	65 60	247	A	ETSU	73 65					
				195	A	UNC Asheville	56 67	99	H	American	66 61					

Non-Div I Games: Greensboro 102 50 Mars Hill 86 36

High Point

■ Loss,
 ■ Non-Conf,
 ■ S Site,
 ■ H Home
 ■ A Away
 N Neutral

Average RPI Win: 234	WON-LOST	WINNING	LAST 10	STRENGTH OF	OPP. STRENGTH	TEAM	ADJ.	CONF.	ADJ CONF.
Average RPI Loss: 164	RECORD	PCT. RANK	GAMES	SCHEDULE	OF SCHEDULE	RPI	RPI	RPI	RPI
DIV. I ONLY	6- 14	274	0- 1	167	243	250	250	10	10
DIV. I NON-CONF.	5- 6	177	0- 0	250	335	221	221	11	11
TOTALS	RPI 1-25	RPI 26-50	W-L RECORDS	RPI 51-100	RPI 101-150	RPI 150+			
6- 14	0- 0	0- 1	OVERALL	1- 2	0- 4	5- 7			
2- 6	0- 0	0- 0	HOME	1- 1	0- 1	1- 4			
3- 6	0- 0	0- 1	AWAY	0- 0	0- 2	3- 3			
1- 2	0- 0	0- 0	NEUTRAL	0- 1	0- 1	1- 0			
5- 6	0- 0	0- 0	NON-CONFERENCE	0- 1	0- 1	5- 4			
1- 2	0- 0	0- 0	HOME	0- 0	0- 0	1- 2			
3- 2	0- 0	0- 0	AWAY	0- 0	0- 0	3- 2			
1- 2	0- 0	0- 0	NEUTRAL	0- 1	0- 1	1- 0			
1- 8	0- 0	0- 1	CONFERENCE	1- 1	0- 3	0- 3			
1- 4	0- 0	0- 0	HOME	1- 1	0- 1	0- 2			
0- 4	0- 0	0- 1	AWAY	0- 0	0- 2	0- 1			
0- 0	0- 0	0- 0	NEUTRAL	0- 0	0- 0	0- 0			

RPI 1-25			RPI 26-50			RPI 51-100			RPI 101+ Team's RPI: 250		
RPI	S	Opponent	Score	RPI	S	Opponent	Score	RPI	S	Opponent	Score
				42	A	James Madison	54 77	84	N	Wright St.	64 93
								85	H	Northeastern	78 61
								90	H	Drexel	49 61
								119	A	UNCW	54 89
								121	A	Towson	68 92
								149	H	William & Mary	55 60
								150	N	Marist	57 71
								164	H	Delaware	59 78
								165	A	Stony Brook	49 77
								198	H	Elon	64 77
								202	A	St. Bonaventure	67 59
								210	A	Holy Cross	66 72
								212	N	Stetson	53 50
								243	H	Sacred Heart	64 70
								264	H	Columbia	63 65
								271	A	Siena	57 50
								291	A	Col. of Charleston	62 70
								303	A	UMBC	45 42
								333	H	Iona	74 49
LAST 12 Division I GAMES:											
291	A	Col. of Charleston	62 70	42	A	James Madison	54 77				
119	A	UNCW	54 89	198	H	Elon	64 77				
85	H	Northeastern	78 61	149	H	William & Mary	55 60				
90	H	Drexel	49 61	271	A	Siena	57 50				
164	H	Delaware	59 78	303	A	UMBC	45 42				
121	A	Towson	68 92	210	A	Holy Cross	66 72				

Non-Div I Games: Wilmington (DE) 77 56

Hofstra

 Loss,
 Non-Conf,
 S Site,
 H Home
 A Away
 N Neutral

Holy Cross

Through Games Of Feb. 5, 2019

Average RPI Win:	263	WON-LOST	WINNING	LAST 10	STRENGTH OF	OPP. STRENGTH	TEAM	ADJ.	CONF.	ADJ CONF.
Average RPI Loss:	191	RECORD	PCT. RANK	GAMES	SCHEDULE	OF SCHEDULE	RPI	RPI	RPI	RPI
DIV. I ONLY	12- 9	131	1- 0	315	276	210	210	18	18	
DIV. I NON-CONF.	8- 3	72	0- 0	336	303	196	196	22	22	
TOTALS	RPI 1-25	RPI 26-50	W-L RECORDS	RPI 51-100	RPI 101-150	RPI 150+				
12- 9	0- 0	0- 1	OVERALL	0- 1	0- 2	12- 5				
9- 2	0- 0	0- 0	HOME	0- 0	0- 0	9- 2				
3- 7	0- 0	0- 1	AWAY	0- 1	0- 2	3- 3				
0- 0	0- 0	0- 0	NEUTRAL	0- 0	0- 0	0- 0				
8- 3	0- 0	0- 0	NON-CONFERENCE	0- 0	0- 1	8- 2				
5- 1	0- 0	0- 0	HOME	0- 0	0- 0	5- 1				
3- 2	0- 0	0- 0	AWAY	0- 0	0- 1	3- 1				
0- 0	0- 0	0- 0	NEUTRAL	0- 0	0- 0	0- 0				
4- 6	0- 0	0- 1	CONFERENCE	0- 1	0- 1	4- 3				
4- 1	0- 0	0- 0	HOME	0- 0	0- 0	4- 1				
0- 5	0- 0	0- 1	AWAY	0- 1	0- 1	0- 2				
0- 0	0- 0	0- 0	NEUTRAL	0- 0	0- 0	0- 0				

RPI S	Opponent	Score	RPI S	Opponent	Score	RPI S	Opponent	Score	RPI S	Opponent	Score	Team's RPI: 210
48	A Bucknell	71 75	99	A American	58 70	103	A Boston College	63 89	136	A Lehigh	55 64	
						168	H Boston U.	75 69	193	H Rider	71 61	
						199	H Rhode Island	73 65	215	A Navy	47 54	
						231	H Colgate	67 70	238	A Albany (NY)	56 50	
						239	H Brown	85 89	250	H Hofstra	72 66	
						273	A Vermont	65 40	296	H Army West Point	58 39	
						297	H Loyola Maryland	78 60	299	A Bryant	81 62	
						307	H UMass Lowell	63 54	319	H Manhattan	61 53	
						321	A Lafayette	63 73	321	H Lafayette	56 53	
						328	A New Hampshire	62 74				
LAST 12 Division I GAMES:												
321	H Lafayette	56 53	297	H Loyola Maryland	78 60							
99	A American	58 70	136	A Lehigh	55 64							
48	A Bucknell	71 75	321	A Lafayette	63 73							
296	H Army West Point	58 39	231	H Colgate	67 70							
168	H Boston U.	75 69	299	A Bryant	81 62							
215	A Navy	47 54	319	H Manhattan	61 53							

Non-Div I Games:

Holy Cross

Loss, Non-Conf, S Site, H Home A Away N Neutral

Average RPI Win:	207	WON-LOST	WINNING	LAST 10	STRENGTH OF	OPP. STRENGTH	TEAM	ADJ.	CONF.	ADJ CONF.
Average RPI Loss:	74	RECORD	PCT. RANK	GAMES	SCHEDULE	OF SCHEDULE	RPI	RPI	RPI	RPI
DIV. I ONLY	11- 11	159	0- 1	74	84	112	112	9	9	
DIV. I NON-CONF.	6- 7	172	0- 0	71	95	104	104	9	9	
TOTALS	RPI 1-25	RPI 26-50	W-L RECORDS	RPI 51-100	RPI 101-150	RPI 150+				
11- 11	0- 3	1- 2	OVERALL	0- 2	0- 2	10- 2				
4- 5	0- 2	1- 1	HOME	0- 0	0- 2	3- 0				
7- 6	0- 1	0- 1	AWAY	0- 2	0- 0	7- 2				
0- 0	0- 0	0- 0	NEUTRAL	0- 0	0- 0	0- 0				
6- 7	0- 1	1- 2	NON-CONFERENCE	0- 1	0- 2	5- 1				
1- 4	0- 1	1- 1	HOME	0- 0	0- 2	0- 0				
5- 3	0- 0	0- 1	AWAY	0- 1	0- 0	5- 1				
0- 0	0- 0	0- 0	NEUTRAL	0- 0	0- 0	0- 0				
5- 4	0- 2	0- 0	CONFERENCE	0- 1	0- 0	5- 1				
3- 1	0- 1	0- 0	HOME	0- 0	0- 0	3- 0				
2- 3	0- 1	0- 0	AWAY	0- 1	0- 0	2- 1				
0- 0	0- 0	0- 0	NEUTRAL	0- 0	0- 0	0- 0				

RPI 1-25				RPI 26-50				RPI 51-100				RPI 101+ Team's RPI: 112			
RPI	S	Opponent	Score	RPI	S	Opponent	Score	RPI	S	Opponent	Score	RPI	S	Opponent	Score
6	H	UConn	61 81	27	A	California	79 80	69	A	FGCU	71 76	103	H	Boston College	57 64
14	A	UCF	56 58	39	H	New Mexico	84 89	89	A	Cincinnati	57 68	115	H	UT Arlington	61 65
18	H	Texas A&M	52 68	43	H	Georgia Tech	95 89					159	A	Louisiana Tech	88 100
												161	H	Tulsa	76 44
												179	A	Temple	65 76
												179	H	Temple	78 65
												186	A	Southern Miss.	61 44
												203	A	George Mason	66 56
												203	A	SMU	72 61
												203	H	SMU	69 68
												247	A	ETSU	84 77
												263	A	Wichita St.	66 58
												264	A	Columbia	83 72
												325	A	Incarinate Word	79 60
LAST 12 Division I GAMES:															
179	A	Temple	65 76	179	H	Temple	78 65								
203	H	SMU	69 68	203	A	SMU	72 61								
14	A	UCF	56 58	6	H	UConn	61 81								
161	H	Tulsa	76 44	186	A	Southern Miss.	61 44								
89	A	Cincinnati	57 68	203	A	George Mason	66 56								
263	A	Wichita St.	66 58	115	H	UT Arlington	61 65								

Non-Div I Games:

Houston

■ Loss,
 ■ Non-Conf, S Site,
 ■ Home
 ■ Away
 N Neutral

Houston Baptist

Through Games Of Feb. 5, 2019

Average RPI Win:	316	WON-LOST	WINNING	LAST 10	STRENGTH OF	OPP. STRENGTH	TEAM	ADJ.	CONF.	ADJ CONF.
Average RPI Loss:	193	RECORD	PCT. RANK	GAMES	SCHEDULE	OF SCHEDULE	RPI	RPI	RPI	RPI
DIV. I ONLY	3- 12	314	0- 0	316	273	339	339	26	26	
DIV. I NON-CONF.	1- 5	311	0- 0	284	166	332	332	23	23	
TOTALS	RPI 1-25	RPI 26-50	W-L RECORDS	RPI 51-100	RPI 101-150	RPI 150+				
3- 12	0- 0	0- 0	OVERALL	0- 2	0- 1	3- 9				
3- 4	0- 0	0- 0	HOME	0- 0	0- 0	3- 4				
0- 8	0- 0	0- 0	AWAY	0- 2	0- 1	0- 5				
0- 0	0- 0	0- 0	NEUTRAL	0- 0	0- 0	0- 0				
1- 5	0- 0	0- 0	NON-CONFERENCE	0- 1	0- 1	1- 3				
1- 1	0- 0	0- 0	HOME	0- 0	0- 0	1- 1				
0- 4	0- 0	0- 0	AWAY	0- 1	0- 1	0- 2				
0- 0	0- 0	0- 0	NEUTRAL	0- 0	0- 0	0- 0				
2- 7	0- 0	0- 0	CONFERENCE	0- 1	0- 0	2- 6				
2- 3	0- 0	0- 0	HOME	0- 0	0- 0	2- 3				
0- 4	0- 0	0- 0	AWAY	0- 1	0- 0	0- 3				
0- 0	0- 0	0- 0	NEUTRAL	0- 0	0- 0	0- 0				

RPI 1-25				RPI 26-50				RPI 51-100				RPI 101+				Team's RPI: 339	
RPI	S	Opponent	Score	RPI	S	Opponent	Score	RPI	S	Opponent	Score	RPI	S	Opponent	Score		
								71	A	Lamar University	50	63	143	A	Texas Tech	76	82
								86	A	Oklahoma St.	44	77	158	H	Abilene Christian	62	72
												176	A	North Texas	75	100	
												183	H	Oral Roberts	56	74	
												184	A	Nicholls St.	54	77	
												206	H	Sam Houston St.	63	74	
												258	H	A&M-Corpus Christi	56	70	
												263	A	Wichita St.	50	68	
												272	A	Southeastern La.	65	73	
												310	H	La.-Monroe	68	60	
												312	H	New Orleans	83	74	
												316	A	McNeese	71	81	
												325	H	Incarnate Word	60	59	
LAST 12 Division I GAMES:																	
258	H	A&M-Corpus Christi	56	70	184	A	Nicholls St.	54	77								
325	H	Incarnate Word	60	59	312	H	New Orleans	83	74								
316	A	McNeese	71	81	71	A	Lamar University	50	63								
272	A	Southeastern La.	65	73	310	H	La.-Monroe	68	60								
206	H	Sam Houston St.	63	74	183	H	Oral Roberts	56	74								
158	H	Abilene Christian	62	72	86	A	Oklahoma St.	44	77								

Non-Div I Games: Howard Payne 93 60 Tex. A&M Int'l 81 48 McMurry 92 41 Southwest (NM) 100 57
Houston Baptist

Loss, Non-Conf, S Site, H Home A Away N Neutral

Average RPI Win: 289	WON-LOST	WINNING	LAST 10	STRENGTH OF	OPP. STRENGTH	TEAM	ADJ.	CONF.	ADJ CONF.
Average RPI Loss: 177	RECORD	PCT. RANK	GAMES	SCHEDULE	OF SCHEDULE	RPI	RPI	RPI	RPI
DIV. I ONLY	12- 9	131	1- 0	322	332	221	221	32	32
DIV. I NON-CONF.	7- 6	153	0- 0	294	271	198	198	32	32
TOTALS	RPI 1-25	RPI 26-50	W-L RECORDS	RPI 51-100	RPI 101-150	RPI 150+			
12- 9	0- 1	0- 0	OVERALL	0- 1	0- 1	12- 6			
7- 3	0- 0	0- 0	HOME	0- 0	0- 0	7- 3			
5- 6	0- 1	0- 0	AWAY	0- 1	0- 1	5- 3			
0- 0	0- 0	0- 0	NEUTRAL	0- 0	0- 0	0- 0			
7- 6	0- 1	0- 0	NON-CONFERENCE	0- 1	0- 1	7- 3			
2- 2	0- 0	0- 0	HOME	0- 0	0- 0	2- 2			
5- 4	0- 1	0- 0	AWAY	0- 1	0- 1	5- 1			
0- 0	0- 0	0- 0	NEUTRAL	0- 0	0- 0	0- 0			
5- 3	0- 0	0- 0	CONFERENCE	0- 0	0- 0	5- 3			
5- 1	0- 0	0- 0	HOME	0- 0	0- 0	5- 1			
0- 2	0- 0	0- 0	AWAY	0- 0	0- 0	0- 2			
0- 0	0- 0	0- 0	NEUTRAL	0- 0	0- 0	0- 0			

RPI 1-25				RPI 26-50				RPI 51-100				RPI 101+ Team's RPI: 221			
RPI	S	Opponent	Score	RPI	S	Opponent	Score	RPI	S	Opponent	Score	RPI	S	Opponent	Score
22	A	North Carolina	63 85					89	A	Cincinnati	51 85	149	A	William & Mary	75 88
												157	H	Mercer	70 85
												178	A	UMES	72 80
												178	H	UMES	73 80
												203	H	George Mason	73 59
												229	A	Niagara	68 61
												253	A	Campbell	69 64
												260	A	Richmond	60 67
												266	H	Norfolk St.	74 70
												267	H	Bethune-Cookman	61 40
												271	H	Siena	81 86
												285	A	La Salle	57 54
												290	A	South Carolina St.	63 72
												301	H	Morgan St.	79 56
												309	H	NJIT	77 57
												314	A	FIU	89 62
												344	A	Fairleigh Dickinson	79 58
												347	H	Delaware St.	78 62
												349	H	Florida A&M	74 68
LAST 12 Division I GAMES:															
266	H	Norfolk St.	74 70	178	A	UMES	72 80	349	H	Florida A&M	74 68				
178	H	UMES	73 80	22	A	North Carolina	63 85	89	A	Cincinnati	51 85				
347	H	Delaware St.	78 62	157	H	Mercer	70 85	314	A	FIU	89 62				
290	A	South Carolina St.	63 72												
301	H	Morgan St.	79 56												
267	H	Bethune-Cookman	61 40												

Non-Div I Games:

Howard

■ Loss,
 ■ Non-Conf,
 ■ S Site,
 ■ H Home
 ■ A Away
 N Neutral

Average RPI Win: 223	WON-LOST	WINNING	LAST 10	STRENGTH OF	OPP. STRENGTH	TEAM	ADJ.	CONF.	ADJ CONF.
Average RPI Loss: 117	RECORD	PCT. RANK	GAMES	SCHEDULE	OF SCHEDULE	RPI	RPI	RPI	RPI
DIV. I ONLY	12- 9	131	0- 1	173	174	134	134	20	20
DIV. I NON-CONF.	5- 5	162	0- 0	62	111	88	88	17	17
TOTALS	RPI 1-25	RPI 26-50	W-L RECORDS	RPI 51-100	RPI 101-150	RPI 150+			
12- 9	0- 1	0- 1	OVERALL	1- 3	2- 1	9- 3			
5- 3	0- 0	0- 1	HOME	0- 2	1- 0	4- 0			
6- 6	0- 1	0- 0	AWAY	1- 1	0- 1	5- 3			
1- 0	0- 0	0- 0	NEUTRAL	0- 0	1- 0	0- 0			
5- 5	0- 1	0- 1	NON-CONFERENCE	0- 1	2- 0	3- 2			
1- 2	0- 0	0- 1	HOME	0- 1	1- 0	0- 0			
3- 3	0- 1	0- 0	AWAY	0- 0	0- 0	3- 2			
1- 0	0- 0	0- 0	NEUTRAL	0- 0	1- 0	0- 0			
7- 4	0- 0	0- 0	CONFERENCE	1- 2	0- 1	6- 1			
4- 1	0- 0	0- 0	HOME	0- 1	0- 0	4- 0			
3- 3	0- 0	0- 0	AWAY	1- 1	0- 1	2- 1			
0- 0	0- 0	0- 0	NEUTRAL	0- 0	0- 0	0- 0			

RPI 1-25				RPI 26-50				RPI 51-100				RPI 101+ Team's RPI: 134			
RPI	S	Opponent	Score	RPI	S	Opponent	Score	RPI	S	Opponent	Score	RPI	S	Opponent	Score
13	A	Iowa	58 72	40	H	Ohio	66 73	73	A	Green Bay	67 63	120	N	VCU	63 61
								84	A	Wright St.	59 66	125	A	Youngstown St.	52 70
								84	H	Wright St.	75 78	132	H	UT Martin	73 72
								93	H	UNI	40 53	155	A	Southern Ill.	73 78
												172	A	Indiana St.	64 59
												177	A	Wisconsin	64 65
												190	A	Milwaukee	67 66
												200	A	Ole Miss	66 58
												270	A	Cleveland St.	75 50
												276	A	UTSA	58 50
												281	A	Northern Ky.	57 60
												281	H	Northern Ky.	70 48
												304	H	Oakland	82 53
												329	H	Detroit Mercy	82 47
												331	H	UIC	71 43
LAST 12 Division I GAMES:															
84	A	Wright St.	59 66	329	H	Detroit Mercy	82 47								
281	A	Northern Ky.	57 60	125	A	Youngstown St.	52 70								
73	A	Green Bay	67 63	270	A	Cleveland St.	75 50								
190	A	Milwaukee	67 66	281	H	Northern Ky.	70 48								
331	H	UIC	71 43	84	H	Wright St.	75 78								
304	H	Oakland	82 53	155	A	Southern Ill.	73 78								

Non-Div I Games: Purdue Northwest 101 40

IUPUI

■ Loss,
 ■ Non-Conf, S Site,
 ■ Home
 ■ Away
 N Neutral

Average RPI Win:	196	WON-LOST	WINNING	LAST 10	STRENGTH OF	OPP. STRENGTH	TEAM	ADJ.	CONF.	ADJ CONF.
Average RPI Loss:	111	RECORD	PCT. RANK	GAMES	SCHEDULE	OF SCHEDULE	RPI	RPI	RPI	RPI
DIV. I ONLY	11- 8	127	1- 0	127	110	95	95	16	16	
DIV. I NON-CONF.	3- 6	241	0- 0	65	38	150	150	12	12	
TOTALS	RPI 1-25	RPI 26-50	W-L RECORDS	RPI 51-100	RPI 101-150	RPI 150+				
11- 8	0- 2	0- 1	OVERALL	1- 1	3- 2	7- 2				
5- 1	0- 0	0- 0	HOME	0- 0	1- 1	4- 0				
6- 6	0- 2	0- 1	AWAY	1- 0	2- 1	3- 2				
0- 1	0- 0	0- 0	NEUTRAL	0- 1	0- 0	0- 0				
3- 6	0- 2	0- 1	NON-CONFERENCE	0- 1	2- 0	1- 2				
2- 0	0- 0	0- 0	HOME	0- 0	1- 0	1- 0				
1- 5	0- 2	0- 1	AWAY	0- 0	1- 0	0- 2				
0- 1	0- 0	0- 0	NEUTRAL	0- 1	0- 0	0- 0				
8- 2	0- 0	0- 0	CONFERENCE	1- 0	1- 2	6- 0				
3- 1	0- 0	0- 0	HOME	0- 0	0- 1	3- 0				
5- 1	0- 0	0- 0	AWAY	1- 0	1- 1	3- 0				
0- 0	0- 0	0- 0	NEUTRAL	0- 0	0- 0	0- 0				

RPI 1-25				RPI 26-50				RPI 51-100				Team's RPI: 95	RPI 101+			
RPI	S	Opponent	Score	RPI	S	Opponent	Score	RPI	S	Opponent	Score		RPI	S	Opponent	Score
4	A	Stanford	71 115	46	A	Wyoming	61 64	60	N	Boise St.	85 91		108	H	Northern Colo.	72 86
12	A	Gonzaga	51 88					75	A	Idaho St.	86 72		140	A	Montana St.	82 66
													143	A	Texas Tech	88 77
													144	H	CSUN	88 73
													145	A	Montana	79 82
													163	H	Portland St.	80 78
													197	H	Eastern Wash.	84 68
													225	H	San Francisco	70 63
													236	H	Sacramento St.	104 66
													249	A	Long Beach St.	63 70
													259	A	Southern Utah	82 70
													262	A	Hawaii	61 69
													265	A	Northern Ariz.	86 69
													308	A	Weber St.	79 74
LAST 12 Division I GAMES:																
259	A	Southern Utah	82 70	108	H	Northern Colo.	72 86									
265	A	Northern Ariz.	86 69	197	H	Eastern Wash.	84 68									
163	H	Portland St.	80 78	308	A	Weber St.	79 74									
236	H	Sacramento St.	104 66	75	A	Idaho St.	86 72									
145	A	Montana	79 82	12	A	Gonzaga	51 88									
140	A	Montana St.	82 66	46	A	Wyoming	61 64									

Non-Div I Games:

Idaho

■ Loss,
 ■ Non-Conf, S Site,
 ■ Home
 ■ Away
 N Neutral

Average RPI Win:	226	WON-LOST	WINNING	LAST 10	STRENGTH OF	OPP. STRENGTH	TEAM	ADJ.	CONF.	ADJ CONF.
Average RPI Loss:	60	RECORD	PCT. RANK	GAMES	SCHEDULE	OF SCHEDULE	RPI	RPI	RPI	RPI
DIV. I ONLY	13- 6	76	1- 0	129	167	75	75	16	16	
DIV. I NON-CONF.	4- 4	162	0- 0	39	158	73	73	12	12	
TOTALS	RPI 1-25	RPI 26-50	W-L RECORDS	RPI 51-100	RPI 101-150	RPI 150+				
13- 6	0- 1	0- 2	OVERALL	0- 2	3- 1	10- 0				
6- 1	0- 0	0- 0	HOME	0- 1	3- 0	3- 0				
6- 4	0- 1	0- 1	AWAY	0- 1	0- 1	6- 0				
1- 1	0- 0	0- 1	NEUTRAL	0- 0	0- 0	1- 0				
4- 4	0- 1	0- 2	NON-CONFERENCE	0- 1	1- 0	3- 0				
2- 0	0- 0	0- 0	HOME	0- 0	1- 0	1- 0				
1- 3	0- 1	0- 1	AWAY	0- 1	0- 0	1- 0				
1- 1	0- 0	0- 1	NEUTRAL	0- 0	0- 0	1- 0				
9- 2	0- 0	0- 0	CONFERENCE	0- 1	2- 1	7- 0				
4- 1	0- 0	0- 0	HOME	0- 1	2- 0	2- 0				
5- 1	0- 0	0- 0	AWAY	0- 0	0- 1	5- 0				
0- 0	0- 0	0- 0	NEUTRAL	0- 0	0- 0	0- 0				

RPI 1-25				RPI 26-50				RPI 51-100				Team's RPI: 75	RPI 101+			
RPI	S	Opponent	Score	RPI	S	Opponent	Score	RPI	S	Opponent	Score		RPI	S	Opponent	Score
12	A	Gonzaga	51 70	29	A	Utah	60 74	72	A	Arizona	46 71		108	A	Northern Colo.	56 60
				43	N	Georgia Tech	51 74	95	H	Idaho	72 86		137	H	Pepperdine	65 63
													140	H	Montana St.	61 43
													145	H	Montana	50 34
													163	A	Portland St.	58 57
													197	H	Eastern Wash.	63 48
													236	A	Sacramento St.	56 42
													236	H	Sacramento St.	73 43
													259	A	Southern Utah	69 57
													265	A	Northern Ariz.	80 69
													269	H	Utah Valley	80 68
													287	A	California Baptist	72 57
													295	N	Kennesaw St.	60 49
													308	A	Weber St.	70 57
LAST 12 Division I GAMES:																
163	A	Portland St.	58 57	308	A	Weber St.	70 57									
236	A	Sacramento St.	56 42	265	A	Northern Ariz.	80 69									
140	H	Montana St.	61 43	259	A	Southern Utah	69 57									
145	H	Montana	50 34	197	H	Eastern Wash.	63 48									
108	A	Northern Colo.	56 60	95	H	Idaho	72 86									
236	H	Sacramento St.	73 43	137	H	Pepperdine	65 63									

Non-Div I Games: Benedictine Mesa 88 51

Idaho St.

■ Loss,
 ■ Non-Conf, S Site,
 ■ Home
 ■ Away
 N Neutral

Average RPI Win:	244	WON-LOST	WINNING	LAST 10	STRENGTH OF	OPP. STRENGTH	TEAM	ADJ.	CONF.	ADJ CONF.
Average RPI Loss:	71	RECORD	PCT. RANK	GAMES	SCHEDULE	OF SCHEDULE	RPI	RPI	RPI	RPI
DIV. I ONLY	9- 13	228	0- 1	92	91	188	188	4	4	
DIV. I NON-CONF.	8- 3	72	0- 0	287	277	180	180	6	6	
TOTALS	RPI 1-25	RPI 26-50	W-L RECORDS	RPI 51-100	RPI 101-150	RPI 150+				
9- 13	0- 4	0- 3	OVERALL	0- 3	1- 2	8- 1				
7- 7	0- 3	0- 2	HOME	0- 2	0- 0	7- 0				
2- 5	0- 1	0- 1	AWAY	0- 1	1- 2	1- 0				
0- 1	0- 0	0- 0	NEUTRAL	0- 0	0- 0	0- 1				
8- 3	0- 0	0- 2	NON-CONFERENCE	0- 0	0- 0	8- 1				
7- 1	0- 0	0- 1	HOME	0- 0	0- 0	7- 0				
1- 1	0- 0	0- 1	AWAY	0- 0	0- 0	1- 0				
0- 1	0- 0	0- 0	NEUTRAL	0- 0	0- 0	0- 1				
1- 10	0- 4	0- 1	CONFERENCE	0- 3	1- 2	0- 0				
0- 6	0- 3	0- 1	HOME	0- 2	0- 0	0- 0				
1- 4	0- 1	0- 0	AWAY	0- 1	1- 2	0- 0				
0- 0	0- 0	0- 0	NEUTRAL	0- 0	0- 0	0- 0				

RPI 1-25				RPI 26-50				RPI 51-100				RPI 101+ Team's RPI: 188			
RPI	S	Opponent	Score	RPI	S	Opponent	Score	RPI	S	Opponent	Score	RPI	S	Opponent	Score
13	H	Iowa	75 94	33	H	Indiana	83 85	87	A	Northwestern	45 68	110	A	Ohio St.	70 78
15	H	Rutgers	60 71	36	H	Missouri	45 67	87	H	Northwestern	56 64	114	A	Penn St.	48 62
20	H	Maryland	66 80	47	A	Clemson	67 69	100	H	Nebraska	67 77	129	A	Minnesota	66 62
24	A	Michigan St.	60 77									172	H	Indiana St.	75 57
												189	H	Eastern Mich.	72 66
												235	H	SIUE	74 57
												236	N	Sacramento St.	107 109
												264	H	Columbia	76 69
												289	H	Murray St.	84 52
												294	H	Valparaiso	73 54
												302	H	Alabama A&M	88 60
												324	A	Cal Poly	74 51
LAST 12 Division I GAMES:															
20	H	Maryland	66 80	114	A	Penn St.	48 62	15	H	Rutgers	60 71				
110	A	Ohio St.	70 78	87	H	Northwestern	56 64	129	A	Minnesota	66 62				
24	A	Michigan St.	60 77	87	A	Northwestern	45 68	33	H	Indiana	83 85				
13	H	Iowa	75 94	36	H	Missouri	45 67								
100	H	Nebraska	67 77												

Non-Div I Games:

Illinois

■ Loss,
 ■ Non-Conf,
 ■ S Site,
 ■ H Home
 ■ A Away
 N Neutral

Average RPI Win:	239	WON-LOST	WINNING	LAST 10	STRENGTH OF	OPP. STRENGTH	TEAM	ADJ.	CONF.	ADJ CONF.
Average RPI Loss:	153	RECORD	PCT. RANK	GAMES	SCHEDULE	OF SCHEDULE	RPI	RPI	RPI	RPI
DIV. I ONLY	10- 9	149	1- 0	229	241	185	185	13	13	
DIV. I NON-CONF.	6- 4	125	0- 0	297	317	181	181	14	14	
TOTALS	RPI 1-25	RPI 26-50	W-L RECORDS	RPI 51-100	RPI 101-150	RPI 150+				
10- 9	0- 1	0- 1	OVERALL	1- 1	0- 0	9- 6				
6- 3	0- 1	0- 0	HOME	1- 1	0- 0	5- 1				
4- 6	0- 0	0- 1	AWAY	0- 0	0- 0	4- 5				
0- 0	0- 0	0- 0	NEUTRAL	0- 0	0- 0	0- 0				
6- 4	0- 0	0- 1	NON-CONFERENCE	0- 0	0- 0	6- 3				
4- 0	0- 0	0- 0	HOME	0- 0	0- 0	4- 0				
2- 4	0- 0	0- 1	AWAY	0- 0	0- 0	2- 3				
0- 0	0- 0	0- 0	NEUTRAL	0- 0	0- 0	0- 0				
4- 5	0- 1	0- 0	CONFERENCE	1- 1	0- 0	3- 3				
2- 3	0- 1	0- 0	HOME	1- 1	0- 0	1- 1				
2- 2	0- 0	0- 0	AWAY	0- 0	0- 0	2- 2				
0- 0	0- 0	0- 0	NEUTRAL	0- 0	0- 0	0- 0				

RPI 1-25			RPI 26-50			RPI 51-100			RPI 101+			Team's RPI: 185
RPI	S	Opponent	Score	RPI	S	Opponent	Score	RPI	S	Opponent	Score	
19	H	Drake	64 82	45	A	Butler	56 58	67	H	Missouri St.	47 59	155 H Southern Ill. 60 52
								93	H	UNI	66 64	156 H Bradley 68 79
												172 A Indiana St. 44 59
												189 A Eastern Mich. 41 50
												196 H Saint Louis 72 67
												220 A UMKC 62 55
												222 H North Dakota 67 55
												228 A Loyola Chicago 59 62
												235 A SIUE 61 68
												270 A Cleveland St. 63 67
												281 A Northern Ky. 58 53
												282 H Austin Peay 61 49
												294 A Valparaiso 70 67
												304 H Oakland 62 56
												338 A Evansville 72 61
LAST 12 Division I GAMES:												
294	A	Valparaiso	70 67	172	A	Indiana St.	44 59					
228	A	Loyola Chicago	59 62	19	H	Drake	64 82					
156	H	Bradley	68 79	93	H	UNI	66 64					
67	H	Missouri St.	47 59	220	A	UMKC	62 55					
155	H	Southern Ill.	60 52	196	H	Saint Louis	72 67					
338	A	Evansville	72 61	281	A	Northern Ky.	58 53					

Non-Div I Games: Maryville (MO) 61 52

Illinois St.

■ Loss,
 ■ Non-Conf, S Site,
 ■ Home
 ■ Away
 N Neutral

Average RPI Win:	314	WON-LOST	WINNING	LAST 10	STRENGTH OF	OPP. STRENGTH	TEAM	ADJ.	CONF.	ADJ CONF.
Average RPI Loss:	172	RECORD	PCT. RANK	GAMES	SCHEDULE	OF SCHEDULE	RPI	RPI	RPI	RPI
DIV. I ONLY	2- 18	337	0- 1	206	262	325	325	26	26	
DIV. I NON-CONF.	0- 11	336	0- 0	94	198	310	310	23	23	
TOTALS	RPI 1-25	RPI 26-50	W-L RECORDS	RPI 51-100	RPI 101-150	RPI 150+				
2- 18	0- 1	0- 2	OVERALL	0- 3	0- 3	2- 9				
1- 7	0- 0	0- 1	HOME	0- 2	0- 2	1- 2				
1- 11	0- 1	0- 1	AWAY	0- 1	0- 1	1- 7				
0- 0	0- 0	0- 0	NEUTRAL	0- 0	0- 0	0- 0				
0- 11	0- 1	0- 2	NON-CONFERENCE	0- 1	0- 3	0- 4				
0- 4	0- 0	0- 1	HOME	0- 0	0- 2	0- 1				
0- 7	0- 1	0- 1	AWAY	0- 1	0- 1	0- 3				
0- 0	0- 0	0- 0	NEUTRAL	0- 0	0- 0	0- 0				
2- 7	0- 0	0- 0	CONFERENCE	0- 2	0- 0	2- 5				
1- 3	0- 0	0- 0	HOME	0- 2	0- 0	1- 1				
1- 4	0- 0	0- 0	AWAY	0- 0	0- 0	1- 4				
0- 0	0- 0	0- 0	NEUTRAL	0- 0	0- 0	0- 0				

RPI 1-25				RPI 26-50				RPI 51-100				RPI 101+ Team's RPI: 325			
RPI	S	Opponent	Score	RPI	S	Opponent	Score	RPI	S	Opponent	Score	RPI	S	Opponent	Score
17	A	Arizona St.	43 81	35	A	South Dakota	43 96	61	H	SFA	56 66	112	H	Houston	60 79
				37	H	Rice	63 74	71	H	Lamar University	51 77	115	H	UT Arlington	49 97
								72	A	Arizona	42 84	129	A	Minnesota	39 75
												184	A	Nicholls St.	62 86
												206	H	Sam Houston St.	56 76
												207	A	Massachusetts	59 71
												251	A	San Diego St.	38 81
												293	A	Central Ark.	43 74
												308	H	Weber St.	64 72
												312	A	New Orleans	55 58
												312	H	New Orleans	81 69
												316	A	McNeese	68 66
												339	A	Houston Baptist	59 60
												340	A	Grand Canyon	63 74
LAST 12 Division I GAMES:															
312	A	New Orleans	55 58	206	H	Sam Houston St.	56 76								
339	A	Houston Baptist	59 60	184	A	Nicholls St.	62 86								
312	H	New Orleans	81 69	316	A	McNeese	68 66								
71	H	Lamar University	51 77	37	H	Rice	63 74								
61	H	SFA	56 66	207	A	Massachusetts	59 71								
293	A	Central Ark.	43 74	129	A	Minnesota	39 75								

Non-Div I Games:

Incarnate Word

■ Loss,
■ Non-Conf, S Site,
■ Home
■ Away
N Neutral

Indiana

Through Games Of Feb. 5, 2019

Average RPI Win:	126	WON-LOST	WINNING	LAST 10	STRENGTH OF	OPP. STRENGTH	TEAM	ADJ.	CONF.	ADJ CONF.
Average RPI Loss:	80	RECORD	PCT. RANK	GAMES	SCHEDULE	OF SCHEDULE	RPI	RPI	RPI	RPI
DIV. I ONLY	17- 6	57	1- 0	64	33	33	33	4	4	
DIV. I NON-CONF.	11- 1	13	0- 0	120	49	20	20	6	6	
TOTALS	RPI 1-25	RPI 26-50	W-L RECORDS	RPI 51-100	RPI 101-150	RPI 150+				
17- 6	1- 2	3- 1	OVERALL	5- 1	2- 1	6- 1				
9- 2	1- 1	1- 0	HOME	3- 1	1- 0	3- 0				
6- 3	0- 1	1- 1	AWAY	2- 0	0- 1	3- 0				
2- 1	0- 0	1- 0	NEUTRAL	0- 0	1- 0	0- 1				
11- 1	0- 0	3- 0	NON-CONFERENCE	3- 0	1- 0	4- 1				
6- 0	0- 0	1- 0	HOME	2- 0	0- 0	3- 0				
3- 0	0- 0	1- 0	AWAY	1- 0	0- 0	1- 0				
2- 1	0- 0	1- 0	NEUTRAL	0- 0	1- 0	0- 1				
6- 5	1- 2	0- 1	CONFERENCE	2- 1	1- 1	2- 0				
3- 2	1- 1	0- 0	HOME	1- 1	1- 0	0- 0				
3- 3	0- 1	0- 1	AWAY	1- 0	0- 1	2- 0				
0- 0	0- 0	0- 0	NEUTRAL	0- 0	0- 0	0- 0				

RPI 1-25				RPI 26-50				Team's RPI: 33	RPI 51-100				RPI 101+			
RPI	S	Opponent	Score	RPI	S	Opponent	Score		RPI	S	Opponent	Score	RPI	S	Opponent	Score
15	A	Rutgers	64 69	35	N	South Dakota	68 60		57	H	Michigan	70 60	110	A	Ohio St.	50 55
20	H	Maryland	56 76	44	A	Purdue	53 56		67	H	Missouri St.	98 74	111	N	Loyola Marymount	67 43
24	H	Michigan St.	68 64	45	H	Butler	66 46		87	H	Northwestern	69 75	114	H	Penn St.	83 75
				49	A	UCLA	67 65		97	A	Wake Forest	87 73	177	A	Wisconsin	75 68
									98	H	Northern Ill.	91 73	188	A	Illinois	85 83
									100	A	Nebraska	82 78	190	H	Milwaukee	68 66
													201	N	Grambling	62 65
													208	H	Florida	83 64
													286	H	North Florida	75 52
													304	A	Oakland	59 32
LAST 12 Division I GAMES:																
100	A	Nebraska	82 78	177	A	Wisconsin	75 68									
15	A	Rutgers	64 69	110	A	Ohio St.	50 55									
20	H	Maryland	56 76	24	H	Michigan St.	68 64									
57	H	Michigan	70 60	114	H	Penn St.	83 75									
44	A	Purdue	53 56	188	A	Illinois	85 83									
87	H	Northwestern	69 75	35	N	South Dakota	68 60									

Non-Div I Games:

Indiana

■ Loss,
 ■ Non-Conf, S Site,
 ■ Home
 ■ Away
 N Neutral

Average RPI Win:	254	WON-LOST	WINNING	LAST 10	STRENGTH OF	OPP. STRENGTH	TEAM	ADJ.	CONF.	ADJ CONF.
Average RPI Loss:	136	RECORD	PCT. RANK	GAMES	SCHEDULE	OF SCHEDULE	RPI	RPI	RPI	RPI
DIV. I ONLY	9- 10	188	1- 0	182	263	172	172	13	13	
DIV. I NON-CONF.	5- 5	162	0- 0	228	331	177	177	14	14	
TOTALS	RPI 1-25	RPI 26-50	W-L RECORDS	RPI 51-100	RPI 101-150	RPI 150+				
9- 10	0- 1	0- 1	OVERALL	0- 2	0- 1	9- 5				
2- 4	0- 1	0- 0	HOME	0- 1	0- 1	2- 1				
7- 5	0- 0	0- 1	AWAY	0- 1	0- 0	7- 3				
0- 1	0- 0	0- 0	NEUTRAL	0- 0	0- 0	0- 1				
5- 5	0- 0	0- 1	NON-CONFERENCE	0- 0	0- 1	5- 3				
1- 1	0- 0	0- 0	HOME	0- 0	0- 1	1- 0				
4- 3	0- 0	0- 1	AWAY	0- 0	0- 0	4- 2				
0- 1	0- 0	0- 0	NEUTRAL	0- 0	0- 0	0- 1				
4- 5	0- 1	0- 0	CONFERENCE	0- 2	0- 0	4- 2				
1- 3	0- 1	0- 0	HOME	0- 1	0- 0	1- 1				
3- 2	0- 0	0- 0	AWAY	0- 1	0- 0	3- 1				
0- 0	0- 0	0- 0	NEUTRAL	0- 0	0- 0	0- 0				

RPI 1-25				RPI 26-50				RPI 51-100				RPI 101+ Team's RPI: 172			
RPI	S	Opponent	Score	RPI	S	Opponent	Score	RPI	S	Opponent	Score	RPI	S	Opponent	Score
19	H	Drake	68 70	45	A	Butler	49 72	67	A	Missouri St.	58 71	134	H	IUPUI	59 64
								93	H	UNI	51 71	153	N	UC Irvine	61 77
												155	A	Southern Ill.	61 58
												156	H	Bradley	45 61
												185	H	Illinois St.	59 44
												188	A	Illinois	57 75
												196	A	Saint Louis	60 56
												217	A	Southeast Mo. St.	62 51
												228	A	Loyola Chicago	54 56
												230	A	Marshall	62 53
												279	A	Eastern Ill.	39 63
												294	A	Valparaiso	86 82
												331	H	UIC	60 53
												338	A	Evansville	76 69
												340	A	Grand Canyon	88 81
LAST 12 Division I GAMES:															
338	A	Evansville	76 69	185	H	Illinois St.	59 44	93	H	UNI	51 71	155	A	Southern Ill.	61 58
19	H	Drake	68 70	67	A	Missouri St.	58 71	279	A	Eastern Ill.	39 63	45	A	Butler	49 72
228	A	Loyola Chicago	54 56	45	A	Butler	49 72	331	H	UIC	60 53				
294	A	Valparaiso	86 82												
156	H	Bradley	45 61												

Non-Div I Games: Davenport 79 43

Indiana St.

■ Loss,
 ■ Non-Conf,
 ■ S Site,
 ■ H Home
 ■ A Away
 N Neutral

Average RPI Win: 187	WON-LOST	WINNING	LAST 10	STRENGTH OF	OPP. STRENGTH	TEAM	ADJ.	CONF.	ADJ CONF.
Average RPI Loss: 178	RECORD	PCT. RANK	GAMES	SCHEDULE	OF SCHEDULE	RPI	RPI	RPI	RPI
DIV. I ONLY	1- 21	350	0- 1	157	234	333	333	27	27
DIV. I NON-CONF.	1- 10	330	0- 0	61	121	278	278	28	28
TOTALS	RPI 1-25	RPI 26-50	W-L RECORDS	RPI 51-100	RPI 101-150	RPI 150+			
1- 21	0- 1	0- 1	OVERALL	0- 4	0- 3	1- 12			
1- 11	0- 1	0- 0	HOME	0- 2	0- 2	1- 6			
0- 10	0- 0	0- 1	AWAY	0- 2	0- 1	0- 6			
0- 0	0- 0	0- 0	NEUTRAL	0- 0	0- 0	0- 0			
1- 10	0- 1	0- 1	NON-CONFERENCE	0- 3	0- 2	1- 3			
1- 5	0- 1	0- 0	HOME	0- 1	0- 2	1- 1			
0- 5	0- 0	0- 1	AWAY	0- 2	0- 0	0- 2			
0- 0	0- 0	0- 0	NEUTRAL	0- 0	0- 0	0- 0			
0- 11	0- 0	0- 0	CONFERENCE	0- 1	0- 1	0- 9			
0- 6	0- 0	0- 0	HOME	0- 1	0- 0	0- 5			
0- 5	0- 0	0- 0	AWAY	0- 0	0- 1	0- 4			
0- 0	0- 0	0- 0	NEUTRAL	0- 0	0- 0	0- 0			

RPI 1-25				RPI 26-50				RPI 51-100				RPI 101+ Team's RPI: 333			
RPI	S	Opponent	Score	RPI	S	Opponent	Score	RPI	S	Opponent	Score	RPI	S	Opponent	Score
21	H	Central Mich.	39 82	48	A	Bucknell	43 81	62	H	Quinnipiac	39 76	126	H	St. John's (NY)	35 61
								82	H	Penn	43 66	139	H	Fordham	40 57
								83	A	Toledo	38 84	150	A	Marist	36 76
								94	A	Kansas	44 75	165	H	Stony Brook	51 53
												179	A	Temple	39 59
												187	H	George Washington	52 43
												193	H	Rider	58 66
												227	H	Monmouth	38 55
												229	A	Niagara	53 72
												229	H	Niagara	46 58
												250	A	Hofstra	49 74
												271	A	Siena	47 59
												275	A	Canisius	47 67
												275	H	Canisius	40 48
												318	H	Fairfield	42 55
												319	A	Manhattan	33 55
LAST 12 Division I GAMES:															
229	A	Niagara	53 72	193	H	Rider	58 66								
275	A	Canisius	47 67	229	H	Niagara	46 58								
62	H	Quinnipiac	39 76	275	H	Canisius	40 48								
318	H	Fairfield	42 55	271	A	Siena	47 59								
150	A	Marist	36 76	227	H	Monmouth	38 55								
319	A	Manhattan	33 55	139	H	Fordham	40 57								

Non-Div I Games:

Iona

Average RPI Win:	118	WON-LOST	WINNING	LAST 10	STRENGTH OF	OPP. STRENGTH	TEAM	ADJ.	CONF.	ADJ CONF.
Average RPI Loss:	30	RECORD	PCT. RANK	GAMES	SCHEDULE	OF SCHEDULE	RPI	RPI	RPI	RPI
DIV. I ONLY	17- 5	37	0- 1	11	32	13	13	4	4	
DIV. I NON-CONF.	9- 2	43	0- 1	14	51	10	10	6	6	
TOTALS	RPI 1-25	RPI 26-50	W-L RECORDS	RPI 51-100	RPI 101-150	RPI 150+				
17- 5	3- 3	1- 1	OVERALL	4- 1	4- 0	5- 0				
11- 0	2- 0	1- 0	HOME	3- 0	1- 0	4- 0				
5- 4	1- 2	0- 1	AWAY	0- 1	3- 0	1- 0				
1- 1	0- 1	0- 0	NEUTRAL	1- 0	0- 0	0- 0				
9- 2	2- 2	0- 0	NON-CONFERENCE	2- 0	2- 0	3- 0				
6- 0	1- 0	0- 0	HOME	1- 0	1- 0	3- 0				
2- 1	1- 1	0- 0	AWAY	0- 0	1- 0	0- 0				
1- 1	0- 1	0- 0	NEUTRAL	1- 0	0- 0	0- 0				
8- 3	1- 1	1- 1	CONFERENCE	2- 1	2- 0	2- 0				
5- 0	1- 0	1- 0	HOME	2- 0	0- 0	1- 0				
3- 3	0- 1	0- 1	AWAY	0- 1	2- 0	1- 0				
0- 0	0- 0	0- 0	NEUTRAL	0- 0	0- 0	0- 0				

RPI	S	Opponent	Score
1	A	Notre Dame	71 105
11	H	Iowa St.	73 70
15	H	Rutgers	72 66
19	A	Drake	91 82
23	N	Florida St.	67 71
24	A	Michigan St.	70 84

RPI	S	Opponent	Score
44	A	Purdue	57 62
44	H	Purdue	72 58

RPI	S	Opponent	Score
57	A	Michigan	81 90
57	H	Michigan	75 61
65	N	West Virginia	84 81
93	H	UNI	83 57
100	H	Nebraska	77 71

RPI	S	Opponent	Score
114	A	Penn St.	81 61
118	A	Western Ky.	104 67
129	A	Minnesota	81 63
134	H	IUPUI	72 58
177	H	Wisconsin	71 53
183	H	Oral Roberts	90 77
188	A	Illinois	94 75
214	H	Robert Morris	92 63
343	H	N.C. Central	106 39

LAST 12 Division I GAMES:

23	N	Florida St.	67	71	57	H	Michigan	75	61
114	A	Penn St.	81	61	129	A	Minnesota	81	63
57	A	Michigan	81	90	44	A	Purdue	57	62
44	H	Purdue	72	58	177	H	Wisconsin	71	53
15	H	Rutgers	72	66	100	H	Nebraska	77	71
188	A	Illinois	94	75	24	A	Michigan St.	70	84

Non-Div I Games:

Iowa

Average RPI Win: 105		WON-LOST	WINNING	LAST 10	STRENGTH OF		OPP. STRENGTH	TEAM	ADJ.	CONF.	ADJ CONF.
Average RPI Loss: 29		RECORD	PCT. RANK	GAMES	SCHEDULE		OF SCHEDULE	RPI	RPI	RPI	RPI
DIV. I ONLY		17- 5	37	3- 0	2		45	11	11	3	3
DIV. I NON-CONF.		10- 2	37	3- 0	7		97	9	9	3	3
TOTALS		RPI 1-25	RPI 26-50		W-L RECORDS		RPI 51-100	RPI 101-150		RPI 150+	
17- 5	1- 2	3- 2		OVERALL		7- 1	2- 0		4- 0		
13- 1	1- 0	3- 1		HOME		4- 0	2- 0		3- 0		
3- 4	0- 2	0- 1		AWAY		3- 1	0- 0		0- 0		
1- 0	0- 0	0- 0		NEUTRAL		0- 0	0- 0		1- 0		
10- 2	1- 1	2- 1		NON-CONFERENCE		3- 0	0- 0		4- 0		
9- 0	1- 0	2- 0		HOME		3- 0	0- 0		3- 0		
0- 2	0- 1	0- 1		AWAY		0- 0	0- 0		0- 0		
1- 0	0- 0	0- 0		NEUTRAL		0- 0	0- 0		1- 0		
7- 3	0- 1	1- 1		CONFERENCE		4- 1	2- 0		0- 0		
4- 1	0- 0	1- 1		HOME		1- 0	2- 0		0- 0		
3- 2	0- 1	0- 0		AWAY		3- 1	0- 0		0- 0		
0- 0	0- 0	0- 0		NEUTRAL		0- 0	0- 0		0- 0		

RPI	S	Opponent	Score	RPI	S	Opponent	Score	RPI	S	Opponent	Score	RPI	S	Opponent	Score
2	A	Baylor	69 84	26	H	Miami (FL)	75 52	51	H	Auburn	67 64	143	H	Texas Tech	105 66
13	A	Iowa	70 73	30	H	Texas	62 64	59	A	Kansas St.	81 52	148	H	Oklahoma	104 78
19	H	Drake	86 81	35	A	South Dakota	59 64	59	H	Kansas St.	96 58	189	N	Eastern Mich.	85 59
				48	H	Bucknell	86 61	65	A	West Virginia	64 73	191	H	Prairie View	94 46
				50	H	TCU	92 54	74	H	Arkansas	91 82	222	H	North Dakota	87 35
								86	A	Oklahoma St.	84 71	229	H	Niagara	95 35
								94	A	Kansas	82 73				
								98	H	Northern Ill.	70 60				
LAST 12 Division I GAMES:															
				98	H	Northern Ill.	70 60	2	A	Baylor	69 84				
				51	H	Auburn	67 64	148	H	Oklahoma	104 78				
				26	H	Miami (FL)	75 52	65	A	West Virginia	64 73				
				59	A	Kansas St.	81 52	30	H	Texas	62 64				
				143	H	Texas Tech	105 66	50	H	TCU	92 54				
				86	A	Oklahoma St.	84 71	94	A	Kansas	82 73				

Non-Div I Games:

Iowa St.

Average RPI Win:	304	WON-LOST	WINNING	LAST 10	STRENGTH OF	OPP. STRENGTH	TEAM	ADJ.	CONF.	ADJ CONF.
Average RPI Loss:	183	RECORD	PCT. RANK	GAMES	SCHEDULE	OF SCHEDULE	RPI	RPI	RPI	RPI
DIV. I ONLY	6- 12	260	1- 0	327	301	305	305	29	29	
DIV. I NON-CONF.	2- 7	288	0- 0	185	242	282	282	27	27	
TOTALS	RPI 1-25	RPI 26-50	W-L RECORDS	RPI 51-100	RPI 101-150	RPI 150+				
6- 12	0- 1	0- 0	OVERALL	0- 1	0- 2	6- 8				
4- 2	0- 0	0- 0	HOME	0- 0	0- 0	4- 2				
1- 9	0- 1	0- 0	AWAY	0- 1	0- 1	1- 6				
1- 1	0- 0	0- 0	NEUTRAL	0- 0	0- 1	1- 0				
2- 7	0- 1	0- 0	NON-CONFERENCE	0- 1	0- 2	2- 3				
1- 1	0- 0	0- 0	HOME	0- 0	0- 0	1- 1				
0- 5	0- 1	0- 0	AWAY	0- 1	0- 1	0- 2				
1- 1	0- 0	0- 0	NEUTRAL	0- 0	0- 1	1- 0				
4- 5	0- 0	0- 0	CONFERENCE	0- 0	0- 0	4- 5				
3- 1	0- 0	0- 0	HOME	0- 0	0- 0	3- 1				
1- 4	0- 0	0- 0	AWAY	0- 0	0- 0	1- 4				
0- 0	0- 0	0- 0	NEUTRAL	0- 0	0- 0	0- 0				

RPI 1-25			RPI 26-50			RPI 51-100			RPI 101+ Team's RPI: 305		
RPI	S	Opponent	Score	RPI	S	RPI	S	Opponent	Score	RPI	S
7	A	Mississippi St.	38 105			74	A	Arkansas	57 76	115	A
											S
										147	N
											A
										174	H
											S
										191	A
											A
										201	A
											S
										213	A
											A
										232	A
											S
										234	A
											A
										237	A
											S
										272	H
											A
										293	H
											S
										300	H
											A
										302	A
											S
										331	N
											A
										346	H
											S
										350	H
											A
											S
LAST 12 Division I GAMES:											
346	H	Ark.-Pine Bluff	60 41	350	H	Alcorn	88 66				
300	H	Mississippi Val.	87 56	232	A	Alabama St.	67 74				
201	A	Grambling	77 74	302	A	Alabama A&M	55 58				
234	A	Texas Southern	67 76	74	A	Arkansas	57 76				
191	A	Prairie View	57 76	331	N	UIC	72 57				
174	H	Southern U.	74 76	147	N	Akron	57 74				

Non-Div I Games: Spring Hill 105 57 Millsaps 88 38

Jackson St.

Loss, Non-Conf, S Site, H Home A Away N Neutral

Jacksonville

Through Games Of Feb. 5, 2019

Average RPI Win:	288	WON-LOST	WINNING	LAST 10	STRENGTH OF	OPP. STRENGTH	TEAM	ADJ.	CONF.	ADJ CONF.
Average RPI Loss:	159	RECORD	PCT. RANK	GAMES	SCHEDULE	OF SCHEDULE	RPI	RPI	RPI	RPI
DIV. I ONLY	9- 11	203	1- 0	270	289	223	223	24	24	
DIV. I NON-CONF.	4- 6	212	0- 0	170	297	192	192	26	26	
TOTALS	RPI 1-25	RPI 26-50	W-L RECORDS	RPI 51-100	RPI 101-150	RPI 150+				
9- 11	0- 2	0- 0	OVERALL	0- 2	0- 2	9- 5				
3- 4	0- 0	0- 0	HOME	0- 0	0- 1	3- 3				
6- 5	0- 2	0- 0	AWAY	0- 1	0- 1	6- 1				
0- 2	0- 0	0- 0	NEUTRAL	0- 1	0- 0	0- 1				
4- 6	0- 2	0- 0	NON-CONFERENCE	0- 1	0- 1	4- 2				
1- 1	0- 0	0- 0	HOME	0- 0	0- 0	1- 1				
3- 3	0- 2	0- 0	AWAY	0- 0	0- 1	3- 0				
0- 2	0- 0	0- 0	NEUTRAL	0- 1	0- 0	0- 1				
5- 5	0- 0	0- 0	CONFERENCE	0- 1	0- 1	5- 3				
2- 3	0- 0	0- 0	HOME	0- 0	0- 1	2- 2				
3- 2	0- 0	0- 0	AWAY	0- 1	0- 0	3- 1				
0- 0	0- 0	0- 0	NEUTRAL	0- 0	0- 0	0- 0				

RPI 1-25				RPI 26-50				RPI 51-100				RPI 101+ Team's RPI: 223			
RPI	S	Opponent	Score	RPI	S	Opponent	Score	RPI	S	Opponent	Score	RPI	S	Opponent	Score
18	A	Texas A&M	53 73					66	N	Old Dominion	76 78	114	A	Penn St.	61 80
23	A	Florida St.	46 79					69	A	FGCU	58 82	146	H	North Ala.	59 62
												157	H	Mercer	71 66
												212	H	Stetson	56 69
												241	A	Liberty	64 52
												241	H	Liberty	75 85
												267	H	Bethune-Cookman	56 58
												286	A	North Florida	80 72
												295	A	Kennesaw St.	55 75
												295	H	Kennesaw St.	68 53
												302	N	Alabama A&M	60 65
												309	A	NJIT	61 56
												314	A	FIU	73 62
												315	A	Charleston So.	68 58
												330	H	Lipscomb	62 47
												348	A	Savannah St.	68 58
LAST 12 Division I GAMES:															
295	H	Kennesaw St.	68 53	146	H	North Ala.	59 62								
69	A	FGCU	58 82	241	A	Liberty	64 52								
212	H	Stetson	56 69	295	A	Kennesaw St.	55 75								
241	H	Liberty	75 85	330	H	Lipscomb	62 47								
286	A	North Florida	80 72	157	H	Mercer	71 66								
309	A	NJIT	61 56	314	A	FIU	73 62								

Non-Div I Games: Webber Int'l 73 39 Edward Waters 100 48 Warner 105 55

Jacksonville

Average RPI Win:	279	WON-LOST	WINNING	LAST 10	STRENGTH OF	OPP. STRENGTH	TEAM	ADJ.	CONF.	ADJ CONF.
Average RPI Loss:	127	RECORD	PCT. RANK	GAMES	SCHEDULE	OF SCHEDULE	RPI	RPI	RPI	RPI
DIV. I ONLY	9- 11	203	0- 1	259	213	224	224	22	22	
DIV. I NON-CONF.	5- 5	162	0- 1	269	180	202	202	21	21	
TOTALS	RPI 1-25	RPI 26-50	W-L RECORDS	RPI 51-100	RPI 101-150	RPI 150+				
9- 11	0- 0	0- 0	OVERALL	0- 5	0- 4	9- 2				
3- 6	0- 0	0- 0	HOME	0- 3	0- 1	3- 2				
6- 3	0- 0	0- 0	AWAY	0- 1	0- 2	6- 0				
0- 2	0- 0	0- 0	NEUTRAL	0- 1	0- 1	0- 0				
5- 5	0- 0	0- 0	NON-CONFERENCE	0- 3	0- 2	5- 0				
1- 2	0- 0	0- 0	HOME	0- 2	0- 0	1- 0				
4- 1	0- 0	0- 0	AWAY	0- 0	0- 1	4- 0				
0- 2	0- 0	0- 0	NEUTRAL	0- 1	0- 1	0- 0				
4- 6	0- 0	0- 0	CONFERENCE	0- 2	0- 2	4- 2				
2- 4	0- 0	0- 0	HOME	0- 1	0- 1	2- 2				
2- 2	0- 0	0- 0	AWAY	0- 1	0- 1	2- 0				
0- 0	0- 0	0- 0	NEUTRAL	0- 0	0- 0	0- 0				

RPI 1-25			RPI 26-50			RPI 51-100			RPI 101+			Team's RPI: 224
RPI	S	Opponent	Score	RPI	S	Opponent	Score	RPI	S	Opponent	Score	
						55 H Miami (OH)	41 58	117 A Morehead St.		55 66		
						64 A Belmont	52 66	124 N Washington St.		51 64		
						64 H Belmont	41 64	142 H Tennessee Tech		49 66		
						68 N Harvard	62 69	143 A Texas Tech		58 71		
						91 H Troy	63 89	154 H Georgia St.		61 56		
								200 A Ole Miss		60 49		
								235 H SIUE		47 51		
								279 H Eastern Ill.		78 49		
								282 H Austin Peay		67 56		
								289 H Murray St.		59 64		
								292 A Tennessee St.		62 52		
								302 A Alabama A&M		55 48		
								323 A Eastern Ky.		53 44		
								330 A Lipscomb		58 46		
								349 A Florida A&M		62 31		
LAST 12 Division I GAMES:												
124	N	Washington St.	51 64	64	H	Belmont	41 64					
282	H	Austin Peay	67 56	235	H	SIUE	47 51					
289	H	Murray St.	59 64	279	H	Eastern Ill.	78 49					
117	A	Morehead St.	55 66	292	A	Tennessee St.	62 52					
323	A	Eastern Ky.	53 44	64	A	Belmont	52 66					
142	H	Tennessee Tech	49 66	91	H	Troy	63 89					

Non-Div I Games: Montevallo 84 52

Jacksonville St.

Loss, Non-Conf, S Site, H Home A Away N Neutral

Average RPI Win:	183	WON-LOST	WINNING	LAST 10	STRENGTH OF	OPP. STRENGTH	TEAM	ADJ.	CONF.	ADJ CONF.
Average RPI Loss:	107	RECORD	PCT. RANK	GAMES	SCHEDULE	OF SCHEDULE	RPI	RPI	RPI	RPI
DIV. I ONLY	16- 4	27	1- 0	147	137	42	42	10	10	
DIV. I NON-CONF.	8- 3	72	0- 0	173	152	62	62	11	11	
TOTALS	RPI 1-25	RPI 26-50	W-L RECORDS	RPI 51-100	RPI 101-150	RPI 150+				
16- 4	0- 1	0- 0	OVERALL	3- 1	4- 1	9- 1				
10- 0	0- 0	0- 0	HOME	2- 0	4- 0	4- 0				
6- 4	0- 1	0- 0	AWAY	1- 1	0- 1	5- 1				
0- 0	0- 0	0- 0	NEUTRAL	0- 0	0- 0	0- 0				
8- 3	0- 1	0- 0	NON-CONFERENCE	1- 1	2- 0	5- 1				
5- 0	0- 0	0- 0	HOME	1- 0	2- 0	2- 0				
3- 3	0- 1	0- 0	AWAY	0- 1	0- 0	3- 1				
0- 0	0- 0	0- 0	NEUTRAL	0- 0	0- 0	0- 0				
8- 1	0- 0	0- 0	CONFERENCE	2- 0	2- 1	4- 0				
5- 0	0- 0	0- 0	HOME	1- 0	2- 0	2- 0				
3- 1	0- 0	0- 0	AWAY	1- 0	0- 1	2- 0				
0- 0	0- 0	0- 0	NEUTRAL	0- 0	0- 0	0- 0				

RPI 1-25				RPI 26-50				Team's RPI: 42				RPI 51-100				RPI 101+			
RPI	S	Opponent	Score	RPI	S	Opponent	Score	RPI	S	Opponent	Score	RPI	S	Opponent	Score	RPI	S	Opponent	Score
20	A	Maryland	63 87									85	H	Northeastern	84 49	105	H	Dayton	68 55
												90	A	Drexel	51 35	119	A	UNCW	63 66
												92	H	Georgetown	69 57	121	H	Towson	71 59
												97	A	Wake Forest	49 50	126	H	St. John's (NY)	64 51
																149	H	William & Mary	65 48
																164	A	Delaware	68 43
																187	H	George Washington	50 37
																192	A	Hampton	65 72
																198	H	Elon	82 30
																214	A	Robert Morris	59 36
																241	A	Liberty	74 53
																250	H	Hofstra	77 54
																268	H	Winthrop	56 39
																291	A	Col. of Charleston	91 50
																347	A	Delaware St.	103 57
LAST 12 Division I GAMES:																			
121	H	Towson	71 59	250	H	Hofstra	77 54												
198	H	Elon	82 30	90	A	Drexel	51 35												
149	H	William & Mary	65 48	164	A	Delaware	68 43												
291	A	Col. of Charleston	91 50	214	A	Robert Morris	59 36												
119	A	UNCW	63 66	126	H	St. John's (NY)	64 51												
85	H	Northeastern	84 49	97	A	Wake Forest	49 50												

Non-Div I Games:

James Madison

■ Loss,
■ Non-Conf,
■ S Site,
■ H Home
■ A Away
N Neutral

Kansas

Through Games Of Feb. 5, 2019

Average RPI Win:	182	WON-LOST	WINNING	LAST 10	STRENGTH OF	OPP. STRENGTH	TEAM	ADJ.	CONF.	ADJ CONF.
Average RPI Loss:	61	RECORD	PCT. RANK	GAMES	SCHEDULE	OF SCHEDULE	RPI	RPI	RPI	RPI
DIV. I ONLY	12- 8	115	1- 0	85	59	94	94	3	3	
DIV. I NON-CONF.	10- 1	17	1- 0	253	179	51	51	3	3	
TOTALS	RPI 1-25	RPI 26-50	W-L RECORDS	RPI 51-100	RPI 101-150	RPI 150+				
12- 8	0- 2	0- 2	OVERALL	3- 3	2- 1	7- 0				
8- 3	0- 2	0- 0	HOME	0- 1	1- 0	7- 0				
2- 5	0- 0	0- 2	AWAY	2- 2	0- 1	0- 0				
2- 0	0- 0	0- 0	NEUTRAL	1- 0	1- 0	0- 0				
10- 1	0- 0	0- 0	NON-CONFERENCE	2- 1	1- 0	7- 0				
7- 0	0- 0	0- 0	HOME	0- 0	0- 0	7- 0				
1- 1	0- 0	0- 0	AWAY	1- 1	0- 0	0- 0				
2- 0	0- 0	0- 0	NEUTRAL	1- 0	1- 0	0- 0				
2- 7	0- 2	0- 2	CONFERENCE	1- 2	1- 1	0- 0				
1- 3	0- 2	0- 0	HOME	0- 1	1- 0	0- 0				
1- 4	0- 0	0- 2	AWAY	1- 1	0- 1	0- 0				
0- 0	0- 0	0- 0	NEUTRAL	0- 0	0- 0	0- 0				

RPI S	Opponent	Score	RPI S	Opponent	Score	RPI S	Opponent	Score	RPI S	Opponent	Score
2	H Baylor	68 94	30	A Texas	43 62	54	A LSU	68 61	124	N Washington St.	71 63
11	H Iowa St.	73 82	50	A TCU	53 58	59	A Kansas St.	61 54	143	A Texas Tech	66 69
						65	A West Virginia	50 71	148	H Oklahoma	88 79
						86	H Oklahoma St.	62 72	183	H Oral Roberts	70 58
						87	N Northwestern	66 57	201	H Grambling	76 45
						100	A Nebraska	52 58	203	H George Mason	77 56
									220	H UMKC	67 55
									273	H Vermont	77 36
									302	H Alabama A&M	65 54
									333	H Iona	75 44
LAST 12 Division I GAMES:											
87	N Northwestern	66 57	2	H Baylor	68 94						
65	A West Virginia	50 71	59	A Kansas St.	61 54						
148	H Oklahoma	88 79	143	A Texas Tech	66 69						
50	A TCU	53 58	11	H Iowa St.	73 82						
30	A Texas	43 62	273	H Vermont	77 36						
86	H Oklahoma St.	62 72	124	N Washington St.	71 63						

Non-Div I Games:

Kansas

Loss, Non-Conf, S Site, H Home A Away N Neutral

Average RPI Win:	147	WON-LOST	WINNING	LAST 10	STRENGTH OF	OPP. STRENGTH	TEAM	ADJ.	CONF.	ADJ CONF.
Average RPI Loss:	33	RECORD	PCT. RANK	GAMES	SCHEDULE	OF SCHEDULE	RPI	RPI	RPI	RPI
DIV. I ONLY	13- 9	122	0- 1	32	10	59	59	3	3	
DIV. I NON-CONF.	9- 3	61	0- 0	99	30	53	53	3	3	
TOTALS	RPI 1-25	RPI 26-50	W-L RECORDS	RPI 51-100	RPI 101-150	RPI 150+				
13- 9	0- 5	1- 2	OVERALL	5- 2	2- 0	5- 0				
10- 3	0- 1	1- 1	HOME	3- 1	1- 0	5- 0				
2- 3	0- 2	0- 0	AWAY	1- 1	1- 0	0- 0				
1- 3	0- 2	0- 1	NEUTRAL	1- 0	0- 0	0- 0				
9- 3	0- 2	0- 1	NON-CONFERENCE	4- 0	0- 0	5- 0				
7- 0	0- 0	0- 0	HOME	2- 0	0- 0	5- 0				
1- 0	0- 0	0- 0	AWAY	1- 0	0- 0	0- 0				
1- 3	0- 2	0- 1	NEUTRAL	1- 0	0- 0	0- 0				
4- 6	0- 3	1- 1	CONFERENCE	1- 2	2- 0	0- 0				
3- 3	0- 1	1- 1	HOME	1- 1	1- 0	0- 0				
1- 3	0- 2	0- 0	AWAY	0- 1	1- 0	0- 0				
0- 0	0- 0	0- 0	NEUTRAL	0- 0	0- 0	0- 0				

RPI 1-25				RPI 26-50				RPI 51-100 Team's RPI: 59				RPI 101+			
RPI	S	Opponent	Score	RPI	S	Opponent	Score	RPI	S	Opponent	Score	RPI	S	Opponent	Score
2	A	Baylor	50 65	30	H	Texas	87 69	65	A	West Virginia	30 60	143	A	Texas Tech	66 62
10	N	Syracuse	61 70	38	N	DePaul	59 79	71	H	Lamar University	73 55	148	H	Oklahoma	86 56
11	A	Iowa St.	58 96	50	H	TCU	47 61	78	N	Princeton	80 61	173	H	Vanderbilt	72 61
11	H	Iowa St.	52 81					79	A	Little Rock	53 47	176	H	North Texas	60 42
17	N	Arizona St.	51 65					86	H	Oklahoma St.	59 48	220	H	UMKC	61 50
								93	H	UNI	72 62	293	H	Central Ark.	70 54
								94	H	Kansas	54 61	322	H	Omaha	61 46
LAST 12 Division I GAMES:															
				11	H	Iowa St.	52 81	94	H	Kansas	54 61				
				50	H	TCU	47 61	2	A	Baylor	50 65				
				65	A	West Virginia	30 60	148	H	Oklahoma	86 56				
				86	H	Oklahoma St.	59 48	11	A	Iowa St.	58 96				
				143	A	Texas Tech	66 62	93	H	UNI	72 62				
				30	H	Texas	87 69	293	H	Central Ark.	70 54				

Non-Div I Games:

Kansas St.

■ Loss,
■ Non-Conf,
■ S Site,
■ H Home
■ A Away
N Neutral

Average RPI Win:	272	WON-LOST	WINNING	LAST 10	STRENGTH OF	OPP. STRENGTH	TEAM	ADJ.	CONF.	ADJ CONF.
Average RPI Loss:	177	RECORD	PCT. RANK	GAMES	SCHEDULE	OF SCHEDULE	RPI	RPI	RPI	RPI
DIV. I ONLY	4- 16	314	0- 1	165	310	295	295	24	24	
DIV. I NON-CONF.	3- 9	271	0- 0	152	302	272	272	26	26	
TOTALS	RPI 1-25	RPI 26-50	W-L RECORDS	RPI 51-100	RPI 101-150	RPI 150+				
4- 16	0- 1	0- 1	OVERALL	0- 2	0- 2	4- 10				
3- 3	0- 0	0- 0	HOME	0- 1	0- 0	3- 2				
0- 9	0- 0	0- 1	AWAY	0- 0	0- 2	0- 6				
1- 4	0- 1	0- 0	NEUTRAL	0- 1	0- 0	1- 2				
3- 9	0- 1	0- 1	NON-CONFERENCE	0- 1	0- 1	3- 5				
2- 0	0- 0	0- 0	HOME	0- 0	0- 0	2- 0				
0- 5	0- 0	0- 1	AWAY	0- 0	0- 1	0- 3				
1- 4	0- 1	0- 0	NEUTRAL	0- 1	0- 0	1- 2				
1- 7	0- 0	0- 0	CONFERENCE	0- 1	0- 1	1- 5				
1- 3	0- 0	0- 0	HOME	0- 1	0- 0	1- 2				
0- 4	0- 0	0- 0	AWAY	0- 0	0- 1	0- 3				
0- 0	0- 0	0- 0	NEUTRAL	0- 0	0- 0	0- 0				

RPI S	Opponent	Score	RPI S	Opponent	Score	RPI S	Opponent	Score	RPI S	Opponent	Score	Team's RPI: 295
24 N	Michigan St.	51 75	43 A	Georgia Tech	35 60	69 H	FGCU	46 69	109 A	Seton Hall	80 102	
						75 N	Idaho St.	49 60	146 A	North Ala.	55 80	
									154 A	Georgia St.	73 79	
									157 A	Mercer	48 64	
									212 A	Stetson	69 76	
									216 A	East Carolina	56 68	
									223 A	Jacksonville	53 68	
									223 H	Jacksonville	75 55	
									241 H	Liberty	61 67	
									244 H	Furman	74 63	
									267 N	Bethune-Cookman	61 64	
									277 H	Ga. Southern	78 59	
									286 H	North Florida	60 71	
									303 N	UMBC	53 57	
									309 A	NJIT	60 66	
									343 N	N.C. Central	78 54	
LAST 12 Division I GAMES:												
223 A	Jacksonville	53 68	223 H	Jacksonville	75 55							
212 A	Stetson	69 76	309 A	NJIT	60 66							
286 H	North Florida	60 71	343 N	N.C. Central	78 54							
146 A	North Ala.	55 80	267 N	Bethune-Cookman	61 64							
69 H	FGCU	46 69	43 A	Georgia Tech	35 60							
241 H	Liberty	61 67	154 A	Georgia St.	73 79							

Non-Div I Games: Middle Ga. St. 80 70

Kennesaw St.

Loss, Non-Conf, S Site, H Home A Away N Neutral

Average RPI Win:	195	WON-LOST	WINNING	LAST 10	STRENGTH OF	OPP. STRENGTH	TEAM	ADJ.	CONF.	ADJ CONF.
Average RPI Loss:	70	RECORD	PCT. RANK	GAMES	SCHEDULE	OF SCHEDULE	RPI	RPI	RPI	RPI
DIV. I ONLY	10- 8	138	1- 0	52	115	75	75	7	7	
DIV. I NON-CONF.	6- 4	125	0- 0	129	161	92	92	8	8	
TOTALS	RPI 1-25	RPI 26-50	W-L RECORDS	RPI 51-100	RPI 101-150	RPI 150+				
10- 8	0- 3	0- 1	OVERALL	2- 2	2- 0	6- 2				
6- 2	0- 1	0- 0	HOME	1- 0	2- 0	3- 1				
4- 6	0- 2	0- 1	AWAY	1- 2	0- 0	3- 1				
0- 0	0- 0	0- 0	NEUTRAL	0- 0	0- 0	0- 0				
6- 4	0- 2	0- 0	NON-CONFERENCE	0- 1	1- 0	5- 1				
3- 1	0- 0	0- 0	HOME	0- 0	1- 0	2- 1				
3- 3	0- 2	0- 0	AWAY	0- 1	0- 0	3- 0				
0- 0	0- 0	0- 0	NEUTRAL	0- 0	0- 0	0- 0				
4- 4	0- 1	0- 1	CONFERENCE	2- 1	1- 0	1- 1				
3- 1	0- 1	0- 0	HOME	1- 0	1- 0	1- 0				
1- 3	0- 0	0- 1	AWAY	1- 1	0- 0	0- 1				
0- 0	0- 0	0- 0	NEUTRAL	0- 0	0- 0	0- 0				

RPI 1-25				RPI 26-50				RPI 51-100				RPI 101+			
RPI	S	Opponent	Score	RPI	S	Opponent	Score	RPI	S	Opponent	Score	RPI	S	Opponent	Score
9	A	NC State	61 78	40	A	Ohio	81 83	55	A	Miami (OH)	63 79	125	H	Youngstown St.	62 34
21	H	Central Mich.	75 82					83	A	Toledo	58 47	147	H	Akron	73 58
22	A	North Carolina	60 73					84	A	Wright St.	55 61	151	H	Duquesne	72 77
								98	H	Northern Ill.	87 78	180	A	Ball St.	44 48
												189	H	Eastern Mich.	71 64
												202	A	St. Bonaventure	76 64
												214	A	Robert Morris	54 46
												281	H	Northern Ky.	62 61
												304	H	Oakland	75 65
												309	A	NJIT	57 40
LAST 12 Division I GAMES:															
147	H	Akron	73 58	98	H	Northern Ill.	87 78	189	H	Eastern Mich.	71 64	309	A	NJIT	57 40
55	A	Miami (OH)	63 79	202	A	St. Bonaventure	76 64	214	A	Robert Morris	54 46	84	A	Wright St.	55 61
180	A	Ball St.	44 48	214	A	Robert Morris	54 46								
21	H	Central Mich.	75 82												
40	A	Ohio	81 83												
83	A	Toledo	58 47												

Non-Div I Games: Clarion 92 38

Kent St.

Average RPI Win:	146	WON-LOST	WINNING	LAST 10	STRENGTH OF	OPP. STRENGTH	TEAM	ADJ.	CONF.	ADJ CONF.
Average RPI Loss:	49	RECORD	PCT. RANK	GAMES	SCHEDULE	OF SCHEDULE	RPI	RPI	RPI	RPI
DIV. I ONLY	18- 5	33	1- 0	69	31	34	34	5	5	
DIV. I NON-CONF.	13- 1	9	0- 0	118	60	19	19	5	5	
TOTALS	RPI 1-25	RPI 26-50	W-L RECORDS	RPI 51-100	RPI 101-150	RPI 150+				
18- 5	1- 4	2- 0	OVERALL	3- 0	3- 0	9- 1				
13- 2	0- 1	1- 0	HOME	1- 0	3- 0	8- 1				
2- 3	0- 3	0- 0	AWAY	2- 0	0- 0	0- 0				
3- 0	1- 0	1- 0	NEUTRAL	0- 0	0- 0	1- 0				
13- 1	1- 1	1- 0	NON-CONFERENCE	1- 0	3- 0	7- 0				
10- 0	0- 0	0- 0	HOME	1- 0	3- 0	6- 0				
0- 1	0- 1	0- 0	AWAY	0- 0	0- 0	0- 0				
3- 0	1- 0	1- 0	NEUTRAL	0- 0	0- 0	1- 0				
5- 4	0- 3	1- 0	CONFERENCE	2- 0	0- 0	2- 1				
3- 2	0- 1	1- 0	HOME	0- 0	0- 0	2- 1				
2- 2	0- 2	0- 0	AWAY	2- 0	0- 0	0- 0				
0- 0	0- 0	0- 0	NEUTRAL	0- 0	0- 0	0- 0				

RPI 1-25				RPI 26-50				Team's RPI: 34				RPI 51-100				RPI 101+			
RPI	S	Opponent	Score	RPI	S	Opponent	Score	RPI	S	Opponent	Score	RPI	S	Opponent	Score	RPI	S	Opponent	Score
3	A	Louisville	75 80	36	H	Missouri	52 41	54	A	LSU	64 60	101	H	Virginia	63 51				
7	A	Mississippi St.	71 86	49	N	UCLA	75 74	58	H	Middle Tenn.	72 55	117	H	Morehead St.	87 57				
16	H	South Carolina	70 74					63	A	Tennessee	73 71	127	H	High Point	71 49				
18	A	Texas A&M	71 73									152	N	South Fla.	85 63				
22	N	North Carolina	85 75									173	H	Vanderbilt	77 55				
												174	H	Southern U.	91 41				
												199	H	Rhode Island	75 52				
												200	H	Ole Miss	49 55				
												208	H	Florida	62 51				
												232	H	Alabama St.	87 35				
												243	H	Sacred Heart	71 43				
												289	H	Murray St.	88 49				
												335	H	Western Caro.	99 39				
LAST 12 Division I GAMES:																			
208	H	Florida	62 51	63	A	Tennessee	73 71												
16	H	South Carolina	70 74	7	A	Mississippi St.	71 86												
18	A	Texas A&M	71 73	173	H	Vanderbilt	77 55												
36	H	Missouri	52 41	243	H	Sacred Heart	71 43												
54	A	LSU	64 60	289	H	Murray St.	88 49												
200	H	Ole Miss	49 55	335	H	Western Caro.	99 39												

Non-Div I Games:

Kentucky

■ Loss,
■ Non-Conf, S Site,
■ Home
■ Away
N Neutral

Average RPI Win: 321		WON-LOST	WINNING	LAST 10	STRENGTH OF	OPP. STRENGTH	TEAM	ADJ.	CONF.	ADJ CONF.
Average RPI Loss: 262		RECORD	PCT. RANK	GAMES	SCHEDULE	OF SCHEDULE	RPI	RPI	RPI	RPI
DIV. I ONLY		1- 19	347	0- 1	344	350	351	351	31	31
DIV. I NON-CONF.		1- 10	330	0- 0	337	346	351	351	31	31
TOTALS		RPI 1-25	RPI 26-50	W-L RECORDS	RPI 51-100	RPI 101-150	RPI 150+			
1- 19	0- 0		0- 0	OVERALL	0- 1	0- 1	1- 17			
1- 7	0- 0		0- 0	HOME	0- 0	0- 0	1- 7			
0- 11	0- 0		0- 0	AWAY	0- 1	0- 1	0- 9			
0- 1	0- 0		0- 0	NEUTRAL	0- 0	0- 0	0- 1			
1- 10	0- 0		0- 0	NON-CONFERENCE	0- 1	0- 1	1- 8			
1- 3	0- 0		0- 0	HOME	0- 0	0- 0	1- 3			
0- 6	0- 0		0- 0	AWAY	0- 1	0- 1	0- 4			
0- 1	0- 0		0- 0	NEUTRAL	0- 0	0- 0	0- 1			
0- 9	0- 0		0- 0	CONFERENCE	0- 0	0- 0	0- 9			
0- 4	0- 0		0- 0	HOME	0- 0	0- 0	0- 4			
0- 5	0- 0		0- 0	AWAY	0- 0	0- 0	0- 5			
0- 0	0- 0		0- 0	NEUTRAL	0- 0	0- 0	0- 0			

RPI 1-25				RPI 26-50				RPI 51-100				RPI 101+				Team's RPI: 351	
RPI	S	Opponent	Score	RPI	S	Opponent	Score	RPI	S	Opponent	Score	RPI	S	Opponent	Score		
								57	A	Michigan	38	83	136	A	Lehigh	38	72
												153	N	UC Irvine	71	84	
												205	H	Saint Francis (PA)	66	80	
												214	H	Robert Morris	37	89	
												243	A	Sacred Heart	53	75	
												246	A	Mt. St. Mary's	45	61	
												257	H	St. Francis Brooklyn	67	79	
												296	H	Army West Point	42	57	
												298	A	Central Conn. St.	57	63	
												299	A	Bryant	62	69	
												307	H	UMass Lowell	64	69	
												309	H	NJIT	51	72	
												318	A	Fairfield	43	71	
												319	A	Manhattan	46	61	
												320	A	Saint Peter's	59	86	
												321	H	Lafayette	55	50	
												326	A	Wagner	62	72	
												340	A	Grand Canyon	62	65	
												344	H	Fairleigh Dickinson	52	69	
LAST 12 Division I GAMES:																	
				326	A	Wagner	62	72		205	H	Saint Francis (PA)	66	80			
				298	A	Central Conn. St.	57	63		243	A	Sacred Heart	53	75			
				246	A	Mt. St. Mary's	45	61		299	A	Bryant	62	69			
				257	H	St. Francis Brooklyn	67	79		321	H	Lafayette	55	50			
				344	H	Fairleigh Dickinson	52	69		136	A	Lehigh	38	72			
				214	H	Robert Morris	37	89		309	H	NJIT	51	72			

Non-Div I Games:

LIU Brooklyn

Loss, Non-Conf, S Site, H Home A Away N Neutral

Average RPI Win:	150	WON-LOST	WINNING	LAST 10	STRENGTH OF	OPP. STRENGTH	TEAM	ADJ.	CONF.	ADJ CONF.
Average RPI Loss:	57	RECORD	PCT. RANK	GAMES	SCHEDULE	OF SCHEDULE	RPI	RPI	RPI	RPI
DIV. I ONLY	13- 8	106	1- 0	21	64	54	54	5	5	
DIV. I NON-CONF.	9- 3	61	0- 0	85	144	61	61	5	5	
TOTALS	RPI 1-25	RPI 26-50	W-L RECORDS	RPI 51-100	RPI 101-150	RPI 150+				
13- 8	2- 3	1- 1	OVERALL	1- 2	2- 2	7- 0				
9- 5	1- 2	1- 1	HOME	1- 1	1- 1	5- 0				
4- 3	1- 1	0- 0	AWAY	0- 1	1- 1	2- 0				
0- 0	0- 0	0- 0	NEUTRAL	0- 0	0- 0	0- 0				
9- 3	1- 1	0- 0	NON-CONFERENCE	1- 1	1- 1	6- 0				
7- 2	0- 0	0- 0	HOME	1- 1	1- 1	5- 0				
2- 1	1- 1	0- 0	AWAY	0- 0	0- 0	1- 0				
0- 0	0- 0	0- 0	NEUTRAL	0- 0	0- 0	0- 0				
4- 5	1- 2	1- 1	CONFERENCE	0- 1	1- 1	1- 0				
2- 3	1- 2	1- 1	HOME	0- 0	0- 0	0- 0				
2- 2	0- 0	0- 0	AWAY	0- 1	1- 1	1- 0				
0- 0	0- 0	0- 0	NEUTRAL	0- 0	0- 0	0- 0				

RPI 1-25				RPI 26-50				RPI 51-100				RPI 101+			
RPI	S	Opponent	Score	RPI	S	Opponent	Score	RPI	S	Opponent	Score	RPI	S	Opponent	Score
7	H	Mississippi St.	35 68	34	H	Kentucky	60 64	63	A	Tennessee	65 74	107	A	Georgia	50 63
15	A	Rutgers	43 57	36	H	Missouri	61 51	79	H	Little Rock	60 45	108	H	Northern Colo.	62 57
16	H	South Carolina	53 76					94	H	Kansas	61 68	113	A	Alabama	62 56
18	H	Texas A&M	63 52									122	H	Tulane	54 56
23	A	Florida St.	58 45									152	H	South Fla.	78 49
												184	H	Nicholls St.	76 44
												200	A	Ole Miss	55 41
												206	H	Sam Houston St.	66 52
												237	A	Louisiana	76 54
												272	H	Southeastern La.	72 52
												316	H	McNeese	86 36
LAST 12 Division I GAMES:															
36	H	Missouri	61 51	200	A	Ole Miss	55 41								
7	H	Mississippi St.	35 68	18	H	Texas A&M	63 52								
63	A	Tennessee	65 74	107	A	Georgia	50 63								
113	A	Alabama	62 56	152	H	South Fla.	78 49								
34	H	Kentucky	60 64	272	H	Southeastern La.	72 52								
16	H	South Carolina	53 76	237	A	Louisiana	76 54								

Non-Div I Games:

LSU

■ Loss,
 ■ Non-Conf,
 ■ S Site,
 ■ H Home
 ■ A Away
 N Neutral

Average RPI Win: 228	WON-LOST	WINNING	LAST 10	STRENGTH OF	OPP. STRENGTH	TEAM	ADJ.	CONF.	ADJ CONF.
Average RPI Loss: 143	RECORD	PCT. RANK	GAMES	SCHEDULE	OF SCHEDULE	RPI	RPI	RPI	RPI
DIV. I ONLY	3- 20	333	0- 1	94	191	285	285	17	17
DIV. I NON-CONF.	3- 11	292	0- 0	55	219	217	217	16	16
TOTALS	RPI 1-25	RPI 26-50	W-L RECORDS	RPI 51-100	RPI 101-150	RPI 150+			
3- 20	0- 0	0- 2	OVERALL	0- 3	1- 7	2- 8			
1- 8	0- 0	0- 0	HOME	0- 1	0- 2	1- 5			
0- 12	0- 0	0- 2	AWAY	0- 2	0- 5	0- 3			
2- 0	0- 0	0- 0	NEUTRAL	0- 0	1- 0	1- 0			
3- 11	0- 0	0- 2	NON-CONFERENCE	0- 3	1- 3	2- 3			
1- 3	0- 0	0- 0	HOME	0- 1	0- 1	1- 1			
0- 8	0- 0	0- 2	AWAY	0- 2	0- 2	0- 2			
2- 0	0- 0	0- 0	NEUTRAL	0- 0	1- 0	1- 0			
0- 9	0- 0	0- 0	CONFERENCE	0- 0	0- 4	0- 5			
0- 5	0- 0	0- 0	HOME	0- 0	0- 1	0- 4			
0- 4	0- 0	0- 0	AWAY	0- 0	0- 3	0- 1			
0- 0	0- 0	0- 0	NEUTRAL	0- 0	0- 0	0- 0			

RPI 1-25				RPI 26-50				RPI 51-100				RPI 101+				Team's RPI: 285
RPI	S	Opponent	Score	RPI	S	Opponent	Score	RPI	S	Opponent	Score	RPI	S	Opponent	Score	
				31	A	Oregon St.	46 100	68	A	Harvard	43 88	102	A	Providence	47 77	
				41	A	Villanova	68 81	82	A	Penn	34 65	105	A	Dayton	45 84	
								90	H	Drexel	43 58	120	A	VCU	38 68	
												121	A	Towson	68 92	
												126	H	St. John's (NY)	57 83	
												133	A	Davidson	61 80	
												137	N	Pepperdine	62 55	
												139	H	Fordham	54 65	
												151	H	Duquesne	62 66	
												179	A	Temple	47 75	
												187	H	George Washington	59 67	
												207	H	Massachusetts	60 74	
												214	A	Robert Morris	39 67	
												221	H	Howard	54 57	
												260	H	Richmond	60 74	
												266	H	Norfolk St.	62 52	
												280	A	Saint Joseph's	57 60	
												281	N	Northern Ky.	74 56	
LAST 12 Division I GAMES:																
				133	A	Davidson	61 80	207	H	Massachusetts	60 74					
				139	H	Fordham	54 65	120	A	VCU	38 68					
				260	H	Richmond	60 74	105	A	Dayton	45 84					
				151	H	Duquesne	62 66	179	A	Temple	47 75					
				280	A	Saint Joseph's	57 60	102	A	Providence	47 77					
				187	H	George Washington	59 67	137	N	Pepperdine	62 55					

Non-Div I Games:

La Salle

■ Loss,
 ■ Non-Conf,
 ■ S Site,
 ■ H Home
 ■ A Away
 N Neutral

Average RPI Win:	308	WON-LOST	WINNING	LAST 10	STRENGTH OF	OPP. STRENGTH	TEAM	ADJ.	CONF.	ADJ CONF.
Average RPI Loss:	178	RECORD	PCT. RANK	GAMES	SCHEDULE	OF SCHEDULE	RPI	RPI	RPI	RPI
DIV. I ONLY	5- 13	289	0- 1	318	240	310	310	12	12	
DIV. I NON-CONF.	4- 5	190	0- 0	349	332	321	321	15	15	
TOTALS	RPI 1-25	RPI 26-50	W-L RECORDS	RPI 51-100	RPI 101-150	RPI 150+				
5- 13	0- 0	0- 0	OVERALL	0- 2	0- 3	5- 8				
3- 4	0- 0	0- 0	HOME	0- 0	0- 1	3- 3				
2- 9	0- 0	0- 0	AWAY	0- 2	0- 2	2- 5				
0- 0	0- 0	0- 0	NEUTRAL	0- 0	0- 0	0- 0				
4- 5	0- 0	0- 0	NON-CONFERENCE	0- 0	0- 1	4- 4				
2- 1	0- 0	0- 0	HOME	0- 0	0- 0	2- 1				
2- 4	0- 0	0- 0	AWAY	0- 0	0- 1	2- 3				
0- 0	0- 0	0- 0	NEUTRAL	0- 0	0- 0	0- 0				
1- 8	0- 0	0- 0	CONFERENCE	0- 2	0- 2	1- 4				
1- 3	0- 0	0- 0	HOME	0- 0	0- 1	1- 2				
0- 5	0- 0	0- 0	AWAY	0- 2	0- 1	0- 2				
0- 0	0- 0	0- 0	NEUTRAL	0- 0	0- 0	0- 0				

RPI 1-25				RPI 26-50				RPI 51-100				RPI 101+				Team's RPI: 310	
RPI	S	Opponent	Score	RPI	S	Opponent	Score	RPI	S	Opponent	Score	RPI	S	Opponent	Score		
								79	A	Little Rock	44	63	106	A	South Alabama	49	77
								91	A	Troy	56	78	138	H	Appalachian St.	58	80
													143	A	Texas Tech	42	86
													154	H	Georgia St.	41	56
													181	A	Arkansas St.	54	64
													182	H	Coastal Caro.	54	79
													184	H	Nicholls St.	54	55
													203	A	SMU	38	49
													237	A	Louisiana	45	52
													272	A	Southeastern La.	42	49
													277	H	Ga. Southern	58	57
													300	H	Mississippi Val.	72	65
													312	A	New Orleans	57	44
													316	H	McNeese	69	60
													336	A	Northwestern St.	63	55
													339	A	Houston Baptist	60	68
LAST 12 Division I GAMES:																	
138	H	Appalachian St.	58	80	277	H	Ga. Southern	58	57								
182	H	Coastal Caro.	54	79	181	A	Arkansas St.	54	64								
106	A	South Alabama	49	77	79	A	Little Rock	44	63								
91	A	Troy	56	78	339	A	Houston Baptist	60	68								
237	A	Louisiana	45	52	272	A	Southeastern La.	42	49								
154	H	Georgia St.	41	56	184	H	Nicholls St.	54	55								

Non-Div I Games: LSU-Alexandria 93 62 Ark.-Monticello 70 39

La.-Monroe

■ Loss,
 ■ Non-Conf, S Site,
 ■ Home
 ■ Away
 N Neutral

Lafayette

Through Games Of Feb. 5, 2019

Average RPI Win:	258	WON-LOST	WINNING	LAST 10	STRENGTH OF	OPP. STRENGTH	TEAM	ADJ.	CONF.	ADJ CONF.
Average RPI Loss:	227	RECORD	PCT. RANK	GAMES	SCHEDULE	OF SCHEDULE	RPI	RPI	RPI	RPI
DIV. I ONLY	7- 14	260	0- 1	331	304	321	321	18	18	
DIV. I NON-CONF.	5- 6	177	0- 1	350	339	334	334	22	22	
TOTALS	RPI 1-25	RPI 26-50	W-L RECORDS	RPI 51-100	RPI 101-150	RPI 150+				
7- 14	0- 0	0- 1	OVERALL	0- 1	0- 1	7- 11				
5- 5	0- 0	0- 1	HOME	0- 0	0- 1	5- 3				
2- 8	0- 0	0- 0	AWAY	0- 1	0- 0	2- 7				
0- 1	0- 0	0- 0	NEUTRAL	0- 0	0- 0	0- 1				
5- 6	0- 0	0- 0	NON-CONFERENCE	0- 0	0- 0	5- 6				
3- 2	0- 0	0- 0	HOME	0- 0	0- 0	3- 2				
2- 3	0- 0	0- 0	AWAY	0- 0	0- 0	2- 3				
0- 1	0- 0	0- 0	NEUTRAL	0- 0	0- 0	0- 1				
2- 8	0- 0	0- 1	CONFERENCE	0- 1	0- 1	2- 5				
2- 3	0- 0	0- 1	HOME	0- 0	0- 1	2- 1				
0- 5	0- 0	0- 0	AWAY	0- 1	0- 0	0- 4				
0- 0	0- 0	0- 0	NEUTRAL	0- 0	0- 0	0- 0				

RPI S	Opponent	Score	RPI S	Opponent	Score	RPI S	Opponent	Score	RPI S	Opponent	Score
			48	H Bucknell	47 56	99	A American	45 60	136	H Lehigh	43 70
									164	N Delaware	47 65
									168	H Boston U.	44 47
									210	A Holy Cross	53 56
									210	H Holy Cross	73 63
									215	H Navy	55 42
									227	H Monmouth	73 69
									231	A Colgate	49 60
									238	H Albany (NY)	67 66
									245	H Binghamton	59 50
									248	H Cornell	59 62
									288	A Fla. Atlantic	49 53
									296	A Army West Point	50 65
									297	A Loyola Maryland	50 62
									319	A Manhattan	49 60
									320	H Saint Peter's	60 62
									326	A Wagner	66 43
									344	A Fairleigh Dickinson	63 57
									351	A LIU Brooklyn	50 55
LAST 12 Division I GAMES:											
			164	N Delaware	47 65	296	A Army West Point	50 65			
			210	A Holy Cross	53 56	48	H Bucknell	47 56			
			168	H Boston U.	44 47	231	A Colgate	49 60			
			99	A American	45 60	210	H Holy Cross	73 63			
			215	H Navy	55 42	136	H Lehigh	43 70			
			297	A Loyola Maryland	50 62	351	A LIU Brooklyn	50 55			

Non-Div I Games:

Lafayette

Loss, Non-Conf, S Site, H Home A Away N Neutral

Average RPI Win:	237	WON-LOST	WINNING	LAST 10	STRENGTH OF	OPP. STRENGTH	TEAM	ADJ.	CONF.	ADJ CONF.
Average RPI Loss:	68	RECORD	PCT. RANK	GAMES	SCHEDULE	OF SCHEDULE	RPI	RPI	RPI	RPI
DIV. I ONLY	12- 4	52	0- 0	187	206	71	71	26	26	
DIV. I NON-CONF.	3- 4	199	0- 0	5	23	25	25	23	23	

TOTALS	RPI 1-25	RPI 26-50	W-L RECORDS	RPI 51-100	RPI 101-150	RPI 150+
12- 4	1- 1	0- 1	OVERALL	1- 1	0- 0	10- 1
6- 0	0- 0	0- 0	HOME	1- 0	0- 0	5- 0
6- 3	1- 1	0- 0	AWAY	0- 1	0- 0	5- 1
0- 1	0- 0	0- 1	NEUTRAL	0- 0	0- 0	0- 0
3- 4	1- 1	0- 1	NON-CONFERENCE	1- 1	0- 0	1- 1
1- 0	0- 0	0- 0	HOME	1- 0	0- 0	0- 0
2- 3	1- 1	0- 0	AWAY	0- 1	0- 0	1- 1
0- 1	0- 0	0- 1	NEUTRAL	0- 0	0- 0	0- 0
9- 0	0- 0	0- 0	CONFERENCE	0- 0	0- 0	9- 0
5- 0	0- 0	0- 0	HOME	0- 0	0- 0	5- 0
4- 0	0- 0	0- 0	AWAY	0- 0	0- 0	4- 0
0- 0	0- 0	0- 0	NEUTRAL	0- 0	0- 0	0- 0

RPI 1-25				RPI 26-50				RPI 51-100				Team's RPI: 71	RPI 101+			
RPI	S	Opponent	Score	RPI	S	Opponent	Score	RPI	S	Opponent	Score		RPI	S	Opponent	Score
7	A	Mississippi St.	53 104	40	N	Ohio	62 87	59	A	Kansas St.	55 73		167	A	Denver	110 117
18	A	Texas A&M	74 68					81	H	Pacific	82 66		184	H	Nicholls St.	78 65
													206	A	Sam Houston St.	83 72
													237	A	Louisiana	79 77
													258	H	A&M-Corpus Christi	76 58
													272	H	Southeastern La.	94 54
													293	H	Central Ark.	57 37
													312	A	New Orleans	79 57
													316	A	McNeese	64 62
													325	A	Incarinate Word	77 51
													339	H	Houston Baptist	63 50
LAST 12 Division I GAMES:																
316	A	McNeese	64 62	312	A	New Orleans	79 57									
184	H	Nicholls St.	78 65	258	H	A&M-Corpus Christi	76 58									
206	A	Sam Houston St.	83 72	339	H	Houston Baptist	63 50									
325	A	Incarinate Word	77 51	81	H	Pacific	82 66									
272	H	Southeastern La.	94 54	59	A	Kansas St.	55 73									
293	H	Central Ark.	57 37	18	A	Texas A&M	74 68									

Non-Div I Games: LeTourneau 104 27 Louisiana Col. 94 43 McMurry 100 37 Howard Payne 93 37
Lamar University

Average RPI Win:	262	WON-LOST	WINNING	LAST 10	STRENGTH OF	OPP. STRENGTH	TEAM	ADJ.	CONF.	ADJ CONF.
Average RPI Loss:	87	RECORD	PCT. RANK	GAMES	SCHEDULE	OF SCHEDULE	RPI	RPI	RPI	RPI
DIV. I ONLY	14- 6	68	0- 1	211	244	136	136	18	18	
DIV. I NON-CONF.	7- 3	83	0- 1	208	254	151	151	22	22	
TOTALS	RPI 1-25	RPI 26-50	W-L RECORDS	RPI 51-100	RPI 101-150	RPI 150+				
14- 6	0- 1	0- 2	OVERALL	0- 1	0- 0	14- 2				
9- 3	0- 0	0- 1	HOME	0- 1	0- 0	9- 1				
5- 3	0- 1	0- 1	AWAY	0- 0	0- 0	5- 1				
0- 0	0- 0	0- 0	NEUTRAL	0- 0	0- 0	0- 0				
7- 3	0- 1	0- 1	NON-CONFERENCE	0- 0	0- 0	7- 1				
5- 2	0- 0	0- 1	HOME	0- 0	0- 0	5- 1				
2- 1	0- 1	0- 0	AWAY	0- 0	0- 0	2- 0				
0- 0	0- 0	0- 0	NEUTRAL	0- 0	0- 0	0- 0				
7- 3	0- 0	0- 1	CONFERENCE	0- 1	0- 0	7- 1				
4- 1	0- 0	0- 0	HOME	0- 1	0- 0	4- 0				
3- 2	0- 0	0- 1	AWAY	0- 0	0- 0	3- 1				
0- 0	0- 0	0- 0	NEUTRAL	0- 0	0- 0	0- 0				

RPI 1-25				RPI 26-50				RPI 51-100				RPI 101+ Team's RPI: 136			
RPI	S	Opponent	Score	RPI	S	Opponent	Score	RPI	S	Opponent	Score	RPI	S	Opponent	Score
1	A	Notre Dame	68 95	41	H	Villanova	48 70	99	H	American	53 61	162	H	Charlotte	60 62
				48	A	Bucknell	53 71					168	A	Boston U.	45 58
												210	H	Holy Cross	64 55
												215	A	Navy	56 38
												215	H	Navy	66 55
												227	H	Monmouth	63 48
												231	H	Colgate	86 58
												243	H	Sacred Heart	70 66
												245	A	Binghamton	65 55
												248	H	Cornell	67 54
												266	H	Norfolk St.	62 41
												296	A	Army West Point	73 50
												297	H	Loyola Maryland	51 42
												298	A	Central Conn. St.	88 62
												321	A	Lafayette	70 43
												351	H	LIU Brooklyn	72 38
LAST 12 Division I GAMES:															
162	H	Charlotte	60 62	48	A	Bucknell	53 71								
215	H	Navy	66 55	168	A	Boston U.	45 58								
297	H	Loyola Maryland	51 42	210	H	Holy Cross	64 55								
296	A	Army West Point	73 50	215	A	Navy	56 38								
231	H	Colgate	86 58	321	A	Lafayette	70 43								
99	H	American	53 61	1	A	Notre Dame	68 95								

Non-Div I Games: Kutztown 73 39

Lehigh

■ Loss,
 ■ Non-Conf, S Site,
 ■ Home
 ■ Away
 N Neutral

Liberty

Through Games Of Feb. 5, 2019

Average RPI Win:	256	WON-LOST	WINNING	LAST 10	STRENGTH OF	OPP. STRENGTH	TEAM	ADJ.	CONF.	ADJ CONF.
Average RPI Loss:	168	RECORD	PCT. RANK	GAMES	SCHEDULE	OF SCHEDULE	RPI	RPI	RPI	RPI
DIV. I ONLY	8- 13	241	0- 1	232	238	241	241	24	24	
DIV. I NON-CONF.	3- 9	271	0- 1	149	211	253	253	26	26	
TOTALS	RPI 1-25	RPI 26-50	W-L RECORDS	RPI 51-100	RPI 101-150	RPI 150+				
8- 13	0- 1	0- 1	OVERALL	0- 2	0- 1	8- 8				
3- 4	0- 0	0- 1	HOME	0- 1	0- 0	3- 2				
4- 6	0- 0	0- 0	AWAY	0- 1	0- 1	4- 4				
1- 3	0- 1	0- 0	NEUTRAL	0- 0	0- 0	1- 2				
3- 9	0- 1	0- 1	NON-CONFERENCE	0- 1	0- 1	3- 5				
1- 2	0- 0	0- 1	HOME	0- 1	0- 0	1- 0				
1- 4	0- 0	0- 0	AWAY	0- 0	0- 1	1- 3				
1- 3	0- 1	0- 0	NEUTRAL	0- 0	0- 0	1- 2				
5- 4	0- 0	0- 0	CONFERENCE	0- 1	0- 0	5- 3				
2- 2	0- 0	0- 0	HOME	0- 0	0- 0	2- 2				
3- 2	0- 0	0- 0	AWAY	0- 1	0- 0	3- 1				
0- 0	0- 0	0- 0	NEUTRAL	0- 0	0- 0	0- 0				

RPI S	Opponent	Score	RPI S	Opponent	Score	RPI S	Opponent	Score	RPI S	Opponent	Score	Team's RPI: 241
14 N	UCF	45 53	42 H	James Madison	53 74	56 H	Virginia Tech	61 72	130 A	Chattanooga	60 75	
						69 A	FGCU	50 68	151 N	Duquesne	55 51	
									162 N	Charlotte	61 63	
									205 H	Saint Francis (PA)	82 53	
									212 A	Stetson	52 69	
									212 H	Stetson	56 68	
									216 A	East Carolina	63 66	
									223 A	Jacksonville	85 75	
									223 H	Jacksonville	52 64	
									247 A	ETSU	89 86	
									266 N	Norfolk St.	53 66	
									267 A	Bethune-Cookman	76 81	
									286 H	North Florida	69 53	
									295 A	Kennesaw St.	67 61	
									309 H	NJIT	58 47	
									313 A	UNC Greensboro	45 48	
									330 A	Lipscomb	77 60	
LAST 12 Division I GAMES:												
266 N	Norfolk St.	53 66	295 A	Kennesaw St.	67 61							
212 H	Stetson	56 68	223 H	Jacksonville	52 64							
309 H	NJIT	58 47	212 A	Stetson	52 69							
330 A	Lipscomb	77 60	69 A	FGCU	50 68							
223 A	Jacksonville	85 75	151 N	Duquesne	55 51							
286 H	North Florida	69 53	14 N	UCF	45 53							

Non-Div I Games: West Chester 61 42

Liberty

Loss, Non-Conf, S Site, H Home A Away N Neutral

Average RPI Win:	297	WON-LOST	WINNING	LAST 10	STRENGTH OF	OPP. STRENGTH	TEAM	ADJ.	CONF.	ADJ CONF.
Average RPI Loss:	188	RECORD	PCT. RANK	GAMES	SCHEDULE	OF SCHEDULE	RPI	RPI	RPI	RPI
DIV. I ONLY	2- 20	345	0- 1	198	305	330	330	24	24	
DIV. I NON-CONF.	2- 11	316	0- 0	164	293	297	297	26	26	
TOTALS	RPI 1-25	RPI 26-50	W-L RECORDS	RPI 51-100	RPI 101-150	RPI 150+				
2- 20	0- 0	0- 1	OVERALL	0- 3	0- 5	2- 11				
1- 8	0- 0	0- 0	HOME	0- 0	0- 3	1- 5				
1- 12	0- 0	0- 1	AWAY	0- 3	0- 2	1- 6				
0- 0	0- 0	0- 0	NEUTRAL	0- 0	0- 0	0- 0				
2- 11	0- 0	0- 1	NON-CONFERENCE	0- 2	0- 4	2- 4				
1- 4	0- 0	0- 0	HOME	0- 0	0- 2	1- 2				
1- 7	0- 0	0- 1	AWAY	0- 2	0- 2	1- 2				
0- 0	0- 0	0- 0	NEUTRAL	0- 0	0- 0	0- 0				
0- 9	0- 0	0- 0	CONFERENCE	0- 1	0- 1	0- 7				
0- 4	0- 0	0- 0	HOME	0- 0	0- 1	0- 3				
0- 5	0- 0	0- 0	AWAY	0- 1	0- 0	0- 4				
0- 0	0- 0	0- 0	NEUTRAL	0- 0	0- 0	0- 0				

RPI S	Opponent	Score	RPI S	Opponent	Score	RPI S	Opponent	Score	RPI S	Opponent	Score	Team's RPI: 330
47	A Clemson	26 68	64	A Belmont	43 83	107	A Georgia	45 77				
			69	A FGCU	40 82	117	A Morehead St.	44 79				
			89	A Cincinnati	55 71	132	H UT Martin	53 62				
						142	H Tennessee Tech	52 67				
						146	H North Ala.	60 81				
						212	A Stetson	49 76				
						212	H Stetson	65 80				
						223	A Jacksonville	47 62				
						224	H Jacksonville St.	46 58				
						241	H Liberty	60 77				
						282	A Austin Peay	58 70				
						286	A North Florida	66 72				
						286	H North Florida	53 68				
						289	A Murray St.	61 97				
						291	H Col. of Charleston	63 65				
						292	H Tennessee St.	64 62				
						302	A Alabama A&M	62 58				
						309	A NJIT	67 80				
LAST 12 Division I GAMES:												
286	A North Florida	66 72	212	H Stetson	65 80							
146	H North Ala.	60 81	286	H North Florida	53 68							
241	H Liberty	60 77	223	A Jacksonville	47 62							
212	A Stetson	49 76	117	A Morehead St.	44 79							
69	A FGCU	40 82	142	H Tennessee Tech	52 67							
309	A NJIT	67 80	107	A Georgia	45 77							

Non-Div I Games:

Lipscomb

■ Loss,
 ■ Non-Conf,
 ■ S Site,
 ■ Home
 ■ A Away
 N Neutral

Little Rock

Through Games Of Feb. 5, 2019

Average RPI Win:	189	WON-LOST	WINNING	LAST 10	STRENGTH OF	OPP. STRENGTH	TEAM	ADJ.	CONF.	ADJ CONF.
Average RPI Loss:	56	RECORD	PCT. RANK	GAMES	SCHEDULE	OF SCHEDULE	RPI	RPI	RPI	RPI
DIV. I ONLY	12- 8	115	1- 0	54	100	79	79	12	12	
DIV. I NON-CONF.	4- 7	228	0- 0	37	15	127	127	15	15	
TOTALS	RPI 1-25	RPI 26-50	W-L RECORDS	RPI 51-100	RPI 101-150	RPI 150+				
12- 8	0- 2	0- 1	OVERALL	0- 4	3- 1	9- 0				
6- 5	0- 2	0- 1	HOME	0- 1	1- 1	5- 0				
6- 3	0- 0	0- 0	AWAY	0- 3	2- 0	4- 0				
0- 0	0- 0	0- 0	NEUTRAL	0- 0	0- 0	0- 0				
4- 7	0- 2	0- 1	NON-CONFERENCE	0- 3	0- 1	4- 0				
1- 5	0- 2	0- 1	HOME	0- 1	0- 1	1- 0				
3- 2	0- 0	0- 0	AWAY	0- 2	0- 0	3- 0				
0- 0	0- 0	0- 0	NEUTRAL	0- 0	0- 0	0- 0				
8- 1	0- 0	0- 0	CONFERENCE	0- 1	3- 0	5- 0				
5- 0	0- 0	0- 0	HOME	0- 0	1- 0	4- 0				
3- 1	0- 0	0- 0	AWAY	0- 1	2- 0	1- 0				
0- 0	0- 0	0- 0	NEUTRAL	0- 0	0- 0	0- 0				

RPI 1-25				RPI 26-50				RPI 51-100				Team's RPI: 79		RPI 101+			
RPI	S	Opponent	Score	RPI	S	Opponent	Score	RPI	S	Opponent	Score			RPI	S	Opponent	Score
7	H	Mississippi St.	63 98	37	H	Rice	65 79	54	A	LSU	45 60			106	A	South Alabama	65 42
18	H	Texas A&M	40 61					59	H	Kansas St.	47 53			115	H	UT Arlington	68 65
								67	A	Missouri St.	44 48			118	H	Western Ky.	56 68
								91	A	Troy	66 71			138	A	Appalachian St.	74 59
														159	A	Louisiana Tech	69 58
														161	A	Tulsa	63 53
														175	H	Texas St.	62 47
														181	H	Arkansas St.	68 55
														182	A	Coastal Caro.	60 47
														213	A	Memphis	63 60
														237	H	Louisiana	62 48
														288	H	Fla. Atlantic	61 38
														310	H	La.-Monroe	63 44
LAST 12 Division I GAMES:																	
				181	H	Arkansas St.	68 55					91	A	Troy	66 71		
				138	A	Appalachian St.	74 59					237	H	Louisiana	62 48		
				182	A	Coastal Caro.	60 47					310	H	La.-Monroe	63 44		
				115	H	UT Arlington	68 65					67	A	Missouri St.	44 48		
				175	H	Texas St.	62 47					213	A	Memphis	63 60		
				106	A	South Alabama	65 42					161	A	Tulsa	63 53		

Non-Div I Games:

Little Rock

Loss, Non-Conf, S Site, H Home A Away N Neutral

Average RPI Win:	230	WON-LOST	WINNING	LAST 10	STRENGTH OF	OPP. STRENGTH	TEAM	ADJ.	CONF.	ADJ CONF.
Average RPI Loss:	142	RECORD	PCT. RANK	GAMES	SCHEDULE	OF SCHEDULE	RPI	RPI	RPI	RPI
DIV. I ONLY	6- 14	274	1- 0	160	172	249	249	21	21	
DIV. I NON-CONF.	3- 10	278	0- 0	113	148	256	256	20	20	
TOTALS	RPI 1-25	RPI 26-50	W-L RECORDS	RPI 51-100	RPI 101-150	RPI 150+				
6- 14	0- 1	0- 1	OVERALL	1- 4	0- 3	5- 5				
3- 8	0- 0	0- 0	HOME	1- 3	0- 1	2- 4				
3- 6	0- 1	0- 1	AWAY	0- 1	0- 2	3- 1				
0- 0	0- 0	0- 0	NEUTRAL	0- 0	0- 0	0- 0				
3- 10	0- 1	0- 1	NON-CONFERENCE	1- 3	0- 2	2- 3				
2- 6	0- 0	0- 0	HOME	1- 3	0- 0	1- 3				
1- 4	0- 1	0- 1	AWAY	0- 0	0- 2	1- 0				
0- 0	0- 0	0- 0	NEUTRAL	0- 0	0- 0	0- 0				
3- 4	0- 0	0- 0	CONFERENCE	0- 1	0- 1	3- 2				
1- 2	0- 0	0- 0	HOME	0- 0	0- 1	1- 1				
2- 2	0- 0	0- 0	AWAY	0- 1	0- 0	2- 1				
0- 0	0- 0	0- 0	NEUTRAL	0- 0	0- 0	0- 0				

RPI 1-25				RPI 26-50				RPI 51-100				RPI 101+ Team's RPI: 249			
RPI	S	Opponent	Score	RPI	S	Opponent	Score	RPI	S	Opponent	Score	RPI	S	Opponent	Score
5	A	Oregon	48 110	29	A	Utah	59 82	52	H	Southern California	50 86	111	A	Loyola Marymount	62 71
								72	H	Arizona	43 70	140	A	Montana St.	62 85
								80	A	UC Davis	50 70	144	H	CSUN	37 51
								93	H	UNI	64 71	169	A	UC Riverside	63 45
								95	H	Idaho	70 63	169	H	UC Riverside	59 73
												194	A	Utah St.	50 48
												242	H	Nevada	67 76
												254	H	San Diego	56 60
												256	A	Cal St. Fullerton	59 53
												287	H	California Baptist	83 85
												306	A	UC Santa Barbara	54 60
												324	H	Cal Poly	61 58
												340	H	Grand Canyon	57 50
LAST 12 Division I GAMES:															
256	A	Cal St. Fullerton	59 53	169	A	UC Riverside	63 45								
80	A	UC Davis	50 70	194	A	Utah St.	50 48								
144	H	CSUN	37 51	340	H	Grand Canyon	57 50								
169	H	UC Riverside	59 73	111	A	Loyola Marymount	62 71								
306	A	UC Santa Barbara	54 60	72	H	Arizona	43 70								
324	H	Cal Poly	61 58	254	H	San Diego	56 60								

Non-Div I Games:

Long Beach St.

■ Loss,
■ Non-Conf, S Site,
■ Home
■ Away
N Neutral

Average RPI Win:	217	WON-LOST	WINNING	LAST 10	STRENGTH OF	OPP. STRENGTH	TEAM	ADJ.	CONF.	ADJ CONF.
Average RPI Loss:	218	RECORD	PCT. RANK	GAMES	SCHEDULE	OF SCHEDULE	RPI	RPI	RPI	RPI
DIV. I ONLY	2- 18	337	0- 1	237	344	341	341	28	28	
DIV. I NON-CONF.	1- 9	326	0- 0	180	337	333	333	29	29	
TOTALS	RPI 1-25	RPI 26-50	W-L RECORDS	RPI 51-100	RPI 101-150	RPI 150+				
2- 18	0- 0	0- 0	OVERALL	0- 1	0- 4	2- 13				
2- 8	0- 0	0- 0	HOME	0- 0	0- 2	2- 6				
0- 9	0- 0	0- 0	AWAY	0- 1	0- 2	0- 6				
0- 1	0- 0	0- 0	NEUTRAL	0- 0	0- 0	0- 1				
1- 9	0- 0	0- 0	NON-CONFERENCE	0- 1	0- 2	1- 6				
1- 4	0- 0	0- 0	HOME	0- 0	0- 0	1- 4				
0- 4	0- 0	0- 0	AWAY	0- 1	0- 2	0- 1				
0- 1	0- 0	0- 0	NEUTRAL	0- 0	0- 0	0- 1				
1- 9	0- 0	0- 0	CONFERENCE	0- 0	0- 2	1- 7				
1- 4	0- 0	0- 0	HOME	0- 0	0- 2	1- 2				
0- 5	0- 0	0- 0	AWAY	0- 0	0- 0	0- 5				
0- 0	0- 0	0- 0	NEUTRAL	0- 0	0- 0	0- 0				

RPI S	Opponent	Score	RPI S	Opponent	Score	RPI S	Opponent	Score	RPI S	Opponent	Score	Team's RPI: 341
						56 A	Virginia Tech	39 93	116 H	Radford	34 68	
									119 A	UNCW	33 35	
									120 A	VCU	55 84	
									127 H	High Point	54 65	
									178 H	UMES	83 71	
									189 H	Eastern Mich.	45 64	
									192 A	Hampton	40 66	
									195 A	UNC Asheville	55 80	
									205 H	Saint Francis (PA)	88 91	
									216 N	East Carolina	52 61	
									253 H	Campbell	60 66	
									255 H	Gardner-Webb	85 79	
									266 A	Norfolk St.	42 74	
									268 A	Winthrop	69 77	
									284 H	Wofford	72 101	
									315 H	Charleston So.	74 81	
									326 H	Wagner	60 86	
									334 A	Presbyterian	66 81	
									337 A	USC Upstate	67 72	
LAST 12 Division I GAMES:												
			127 H	High Point	54 65		192 A	Hampton	40 66			
			255 H	Gardner-Webb	85 79		315 H	Charleston So.	74 81			
			253 H	Campbell	60 66		334 A	Presbyterian	66 81			
			337 A	USC Upstate	67 72		268 A	Winthrop	69 77			
			195 A	UNC Asheville	55 80		56 A	Virginia Tech	39 93			
			116 H	Radford	34 68		119 A	UNCW	33 35			

Non-Div I Games:

Longwood

■ Loss,
 ■ Non-Conf,
 S Site,
 ■ Home
 ■ Away
 N Neutral

Louisiana

Through Games Of Feb. 5, 2019

Average RPI Win:	250	WON-LOST	WINNING	LAST 10	STRENGTH OF	OPP. STRENGTH	TEAM	ADJ.	CONF.	ADJ CONF.
Average RPI Loss:	129	RECORD	PCT. RANK	GAMES	SCHEDULE	OF SCHEDULE	RPI	RPI	RPI	RPI
DIV. I ONLY	6- 14	274	0- 1	103	199	237	237	12	12	
DIV. I NON-CONF.	2- 8	293	0- 0	140	193	269	269	15	15	
TOTALS	RPI 1-25	RPI 26-50	W-L RECORDS	RPI 51-100	RPI 101-150	RPI 150+				
6- 14	0- 1	0- 0	OVERALL	0- 5	1- 2	5- 6				
5- 5	0- 0	0- 0	HOME	0- 2	1- 1	4- 2				
1- 8	0- 1	0- 0	AWAY	0- 3	0- 1	1- 3				
0- 1	0- 0	0- 0	NEUTRAL	0- 0	0- 0	0- 1				
2- 8	0- 1	0- 0	NON-CONFERENCE	0- 3	0- 0	2- 4				
1- 3	0- 0	0- 0	HOME	0- 2	0- 0	1- 1				
1- 4	0- 1	0- 0	AWAY	0- 1	0- 0	1- 2				
0- 1	0- 0	0- 0	NEUTRAL	0- 0	0- 0	0- 1				
4- 6	0- 0	0- 0	CONFERENCE	0- 2	1- 2	3- 2				
4- 2	0- 0	0- 0	HOME	0- 0	1- 1	3- 1				
0- 4	0- 0	0- 0	AWAY	0- 2	0- 1	0- 1				
0- 0	0- 0	0- 0	NEUTRAL	0- 0	0- 0	0- 0				

RPI 1-25				RPI 26-50				RPI 51-100				RPI 101+ Team's RPI: 237			
RPI	S	Opponent	Score	RPI	S	Opponent	Score	RPI	S	Opponent	Score	RPI	S	Opponent	Score
7	A	Mississippi St.	36 104					51	A	Auburn	59 71	106	A	South Alabama	60 83
								54	H	LSU	54 76	115	H	UT Arlington	61 76
								71	H	Lamar University	77 79	138	H	Appalachian St.	73 55
								79	A	Little Rock	48 62	154	H	Georgia St.	57 54
								91	A	Troy	64 90	181	A	Arkansas St.	75 87
												182	H	Coastal Caro.	58 76
												200	A	Ole Miss	57 79
												206	H	Sam Houston St.	62 68
												209	A	UTRGV	60 75
												258	N	A&M-Corpus Christi	63 64
												277	H	Ga. Southern	59 48
												305	H	Jackson St.	68 61
												310	H	La.-Monroe	52 45
												316	A	McNeese	70 59
LAST 12 Division I GAMES:															
182	H	Coastal Caro.	58 76	277	H	Ga. Southern	59 48								
138	H	Appalachian St.	73 55	154	H	Georgia St.	57 54								
115	H	UT Arlington	61 76	79	A	Little Rock	48 62								
91	A	Troy	64 90	181	A	Arkansas St.	75 87								
106	A	South Alabama	60 83	7	A	Mississippi St.	36 104								
310	H	La.-Monroe	52 45	54	H	LSU	54 76								

Non-Div I Games: Dillard

69 72

Louisiana

■ Loss,
 ■ Non-Conf,
 ■ S Site,
 ■ H Home
 ■ A Away
 N Neutral

Team				Through Games Of Post 3/ 10/19						
Average RPI Win:	210	WON-LOST	WINNING	LAST 10	STRENGTH OF	OPP. STRENGTH	TEAM	ADJ.	CONF.	ADJ CONF.
Average RPI Loss:	121	RECORD	PCT. RANK	GAMES	SCHEDULE	OF SCHEDULE	RPI	RPI	RPI	RPI
DIV. I ONLY	11- 11	159	1- 0	145	122	159	159	14	14	
DIV. I NON-CONF.	7- 5	132	1- 0	224	72	136	136	18	18	
TOTALS	RPI 1-25	RPI 26-50	W-L RECORDS	RPI 51-100	RPI 101-150	RPI 150+				
11- 11	0- 1	0- 1	OVERALL	0- 4	3- 1	8- 4				
6- 4	0- 0	0- 1	HOME	0- 2	1- 0	5- 1				
4- 6	0- 1	0- 0	AWAY	0- 1	1- 1	3- 3				
1- 1	0- 0	0- 0	NEUTRAL	0- 1	1- 0	0- 0				
7- 5	0- 1	0- 0	NON-CONFERENCE	0- 2	2- 0	5- 2				
3- 1	0- 0	0- 0	HOME	0- 1	1- 0	2- 0				
3- 3	0- 1	0- 0	AWAY	0- 0	0- 0	3- 2				
1- 1	0- 0	0- 0	NEUTRAL	0- 1	1- 0	0- 0				
4- 6	0- 0	0- 1	CONFERENCE	0- 2	1- 1	3- 2				
3- 3	0- 0	0- 1	HOME	0- 1	0- 0	3- 1				
1- 3	0- 0	0- 0	AWAY	0- 1	1- 1	0- 1				
0- 0	0- 0	0- 0	NEUTRAL	0- 0	0- 0	0- 0				

RPI 1-25				RPI 26-50				RPI 51-100				RPI 101+				Team's RPI: 159	
RPI	S	Opponent	Score	RPI	S	Opponent	Score	RPI	S	Opponent	Score	RPI	S	Opponent	Score		
17	A	Arizona St.	44 80	37	H	Rice	51 61	58	A	Middle Tenn.	38 75	112	H	Houston	100 88		
								66	H	Old Dominion	59 70	113	N	Alabama	79 62		
								67	N	Missouri St.	70 82	118	A	Western Ky.	76 81		
								79	H	Little Rock	58 69	141	A	UAB	73 68		
												162	H	Charlotte	88 51		
												176	H	North Texas	54 65		
												181	A	Arkansas St.	80 70		
												200	H	Ole Miss	80 71		
												213	A	Memphis	66 50		
												220	A	UMKC	70 80		
												230	A	Marshall	88 90		
												263	A	Wichita St.	56 70		
												272	H	Southeastern La.	72 53		
												288	H	Fla. Atlantic	86 55		
												314	H	FIU	90 72		
												316	A	McNeese	89 48		
LAST 12 Division I GAMES:																	
				113	N	Alabama	79 62	66	H	Old Dominion	59 70						
				314	H	FIU	90 72	58	A	Middle Tenn.	38 75						
				288	H	Fla. Atlantic	86 55	141	A	UAB	73 68						
				118	A	Western Ky.	76 81	37	H	Rice	51 61						
				230	A	Marshall	88 90	176	H	North Texas	54 65						
				162	H	Charlotte	88 51	316	A	McNeese	89 48						

Non-Div I Games: LSU-Alexandria 112 70

Louisiana Tech

Loss, Non-Conf, S Site, H Home A Away N Neutral

Louisville

Through Games Of Feb. 5, 2019

Average RPI Win:	89	WON-LOST	WINNING	LAST 10	STRENGTH OF	OPP. STRENGTH	TEAM	ADJ.	CONF.	ADJ CONF.
Average RPI Loss:	1	RECORD	PCT. RANK	GAMES	SCHEDULE	OF SCHEDULE	RPI	RPI	RPI	RPI
DIV. I ONLY	21- 1	1	1- 0	13	1	3	3	1	1	
DIV. I NON-CONF.	13- 0	1	0- 0	18	29	2	2	1	1	
TOTALS	RPI 1-25	RPI 26-50	W-L RECORDS	RPI 51-100	RPI 101-150	RPI 150+				
21- 1	5- 1	3- 0	OVERALL	6- 0	5- 0	2- 0				
11- 0	2- 0	2- 0	HOME	2- 0	3- 0	2- 0				
8- 1	2- 1	1- 0	AWAY	3- 0	2- 0	0- 0				
2- 0	1- 0	0- 0	NEUTRAL	1- 0	0- 0	0- 0				
13- 0	3- 0	1- 0	NON-CONFERENCE	4- 0	3- 0	2- 0				
7- 0	1- 0	1- 0	HOME	2- 0	1- 0	2- 0				
4- 0	1- 0	0- 0	AWAY	1- 0	2- 0	0- 0				
2- 0	1- 0	0- 0	NEUTRAL	1- 0	0- 0	0- 0				
8- 1	2- 1	2- 0	CONFERENCE	2- 0	2- 0	0- 0				
4- 0	1- 0	1- 0	HOME	0- 0	2- 0	0- 0				
4- 1	1- 1	1- 0	AWAY	2- 0	0- 0	0- 0				
0- 0	0- 0	0- 0	NEUTRAL	0- 0	0- 0	0- 0				

RPI 1-25				Team's RPI: 3		RPI 26-50				RPI 51-100				RPI 101+					
RPI	S	Opponent	Score		RPI	S	Opponent	Score		RPI	S	Opponent	Score		RPI	S	Opponent	Score	
1	A	Notre Dame	68	82	34	H	Kentucky	80	75	55	H	Miami (OH)	95	73	101	H	Virginia	91	43
6	H	UConn	78	69	43	H	Georgia Tech	61	44	60	A	Boise St.	74	55	118	A	Western Ky.	102	80
17	N	Arizona St.	58	56	47	A	Clemson	76	44	70	A	Duke	73	51	123	H	Pittsburgh	70	42
21	A	Central Mich.	72	68						96	N	Hartford	86	69	130	A	Chattanooga	75	49
22	H	North Carolina	73	66						97	A	Wake Forest	73	49	132	H	UT Martin	102	62
23	A	Florida St.	68	49						100	H	Nebraska	85	68	281	H	Northern Ky.	92	59
															292	H	Tennessee St.	107	52
LAST 12 Division I GAMES:																			
47	A	Clemson	76	44	43	H	Georgia Tech	61	44										
6	H	UConn	78	69	1	A	Notre Dame	68	82										
123	H	Pittsburgh	70	42	70	A	Duke	73	51										
23	A	Florida St.	68	49	22	H	North Carolina	73	66										
97	A	Wake Forest	73	49	21	A	Central Mich.	72	68										
101	H	Virginia	91	43	281	H	Northern Ky.	92	59										

Non-Div I Games:

Louisville

■ Loss,
■ Non-Conf, S Site,
■ Home
■ Away
N Neutral

Average RPI Win:	284	WON-LOST	WINNING	LAST 10	STRENGTH OF	OPP. STRENGTH	TEAM	ADJ.	CONF.	ADJ CONF.
Average RPI Loss:	114	RECORD	PCT. RANK	GAMES	SCHEDULE	OF SCHEDULE	RPI	RPI	RPI	RPI
DIV. I ONLY	10- 10	159	0- 1	279	216	228	228	13	13	
DIV. I NON-CONF.	6- 5	143	0- 0	332	285	263	263	14	14	
TOTALS	RPI 1-25	RPI 26-50	W-L RECORDS	RPI 51-100	RPI 101-150	RPI 150+				
10- 10	0- 1	0- 2	OVERALL	0- 2	0- 1	10- 4				
8- 3	0- 0	0- 1	HOME	0- 0	0- 0	8- 2				
2- 7	0- 1	0- 1	AWAY	0- 2	0- 1	2- 2				
0- 0	0- 0	0- 0	NEUTRAL	0- 0	0- 0	0- 0				
6- 5	0- 0	0- 2	NON-CONFERENCE	0- 0	0- 1	6- 2				
4- 2	0- 0	0- 1	HOME	0- 0	0- 0	4- 1				
2- 3	0- 0	0- 1	AWAY	0- 0	0- 1	2- 1				
0- 0	0- 0	0- 0	NEUTRAL	0- 0	0- 0	0- 0				
4- 5	0- 1	0- 0	CONFERENCE	0- 2	0- 0	4- 2				
4- 1	0- 0	0- 0	HOME	0- 0	0- 0	4- 1				
0- 4	0- 1	0- 0	AWAY	0- 2	0- 0	0- 1				
0- 0	0- 0	0- 0	NEUTRAL	0- 0	0- 0	0- 0				

RPI 1-25				RPI 26-50				RPI 51-100				RPI 101+ Team's RPI: 228			
RPI	S	Opponent	Score	RPI	S	Opponent	Score	RPI	S	Opponent	Score	RPI	S	Opponent	Score
19	A	Drake	60 69	38	H	DePaul	76 102	67	A	Missouri St.	49 84	125	A	Youngstown St.	63 74
				44	A	Purdue	41 65	93	A	UNI	52 64	155	A	Southern Ill.	63 74
												156	H	Bradley	56 69
												172	H	Indiana St.	56 54
												185	H	Illinois St.	62 59
												218	A	Bowling Green	74 88
												220	H	UMKC	74 88
												235	H	SIUE	56 43
												283	A	Western Mich.	64 53
												294	H	Valparaiso	80 54
												329	H	Detroit Mercy	52 43
												331	A	UIC	75 60
												332	H	Purdue Fort Wayne	81 67
												338	H	Evansville	61 56
												345	H	Chicago St.	76 40
LAST 12 Division I GAMES:															
156	H	Bradley	56 69	93	A	UNI	52 64								
185	H	Illinois St.	62 59	19	A	Drake	60 69								
155	A	Southern Ill.	63 74	294	H	Valparaiso	80 54								
67	A	Missouri St.	49 84	38	H	DePaul	76 102								
172	H	Indiana St.	56 54	220	H	UMKC	74 88								
338	H	Evansville	61 56	44	A	Purdue	41 65								

Non-Div I Games:

Loyola Chicago

■ Loss,
 ■ Non-Conf,
 ■ S Site,
 ■ H Home
 ■ A Away
 N Neutral

Average RPI Win:	281	WON-LOST	WINNING	LAST 10	STRENGTH OF	OPP. STRENGTH	TEAM	ADJ.	CONF.	ADJ CONF.
Average RPI Loss:	172	RECORD	PCT. RANK	GAMES	SCHEDULE	OF SCHEDULE	RPI	RPI	RPI	RPI
DIV. I ONLY	3- 18	327	0- 1	158	264	297	297	18	18	
DIV. I NON-CONF.	1- 10	330	0- 1	143	252	295	295	22	22	
TOTALS	RPI 1-25	RPI 26-50	W-L RECORDS	RPI 51-100	RPI 101-150	RPI 150+				
3- 18	0- 1	0- 1	OVERALL	0- 2	0- 4	3- 10				
2- 6	0- 0	0- 1	HOME	0- 0	0- 1	2- 4				
1- 11	0- 1	0- 0	AWAY	0- 2	0- 2	1- 6				
0- 1	0- 0	0- 0	NEUTRAL	0- 0	0- 1	0- 0				
1- 10	0- 1	0- 0	NON-CONFERENCE	0- 1	0- 3	1- 5				
0- 3	0- 0	0- 0	HOME	0- 0	0- 1	0- 2				
1- 6	0- 1	0- 0	AWAY	0- 1	0- 1	1- 3				
0- 1	0- 0	0- 0	NEUTRAL	0- 0	0- 1	0- 0				
2- 8	0- 0	0- 1	CONFERENCE	0- 1	0- 1	2- 5				
2- 3	0- 0	0- 1	HOME	0- 0	0- 0	2- 2				
0- 5	0- 0	0- 0	AWAY	0- 1	0- 1	0- 3				
0- 0	0- 0	0- 0	NEUTRAL	0- 0	0- 0	0- 0				

RPI 1-25				RPI 26-50				RPI 51-100				RPI 101+ Team's RPI: 297			
RPI	S	Opponent	Score	RPI	S	Opponent	Score	RPI	S	Opponent	Score	RPI	S	Opponent	Score
20	A	Maryland	48 83	48	H	Bucknell	57 75	92	A	Georgetown	30 45	103	N	Boston College	47 73
								99	A	American	38 82	121	A	Towson	57 62
												136	A	Lehigh	42 51
												149	H	William & Mary	49 65
												168	H	Boston U.	62 64
												203	A	George Mason	38 70
												210	A	Holy Cross	60 78
												215	H	Navy	46 58
												226	A	Dartmouth	41 54
												227	A	Monmouth	75 67
												231	A	Colgate	64 73
												246	H	Mt. St. Mary's	67 77
												257	H	St. Francis Brooklyn	70 75
												280	A	Saint Joseph's	46 49
												296	A	Army West Point	57 69
												296	H	Army West Point	70 51
												321	H	Lafayette	62 50
LAST 12 Division I GAMES:															
280	A	Saint Joseph's	46 49	99	A	American	38 82								
296	H	Army West Point	70 51	210	A	Holy Cross	60 78								
136	A	Lehigh	42 51	168	H	Boston U.	62 64								
231	A	Colgate	64 73	296	A	Army West Point	57 69								
48	H	Bucknell	57 75	215	H	Navy	46 58								
321	H	Lafayette	62 50	227	A	Monmouth	75 67								

Non-Div I Games:

Loyola Maryland

■ Loss,
 ■ Non-Conf, S Site,
 ■ Home
 ■ Away
 N Neutral

Average RPI Win:	164	WON-LOST	WINNING	LAST 10	STRENGTH OF	OPP. STRENGTH	TEAM	ADJ.	CONF.	ADJ CONF.
Average RPI Loss:	111	RECORD	PCT. RANK	GAMES	SCHEDULE	OF SCHEDULE	RPI	RPI	RPI	RPI
DIV. I ONLY	13- 10	136	1- 0	73	111	111	111	8	8	
DIV. I NON-CONF.	7- 5	132	1- 0	109	172	108	108	7	7	
TOTALS	RPI 1-25	RPI 26-50	W-L RECORDS	RPI 51-100	RPI 101-150	RPI 150+				
13- 10	0- 1	2- 3	OVERALL	3- 1	1- 1	7- 4				
8- 3	0- 1	2- 0	HOME	1- 0	0- 0	5- 2				
5- 4	0- 0	0- 1	AWAY	2- 1	1- 1	2- 1				
0- 3	0- 0	0- 2	NEUTRAL	0- 0	0- 0	0- 1				
7- 5	0- 0	1- 2	NON-CONFERENCE	2- 0	1- 0	3- 3				
4- 1	0- 0	1- 0	HOME	1- 0	0- 0	2- 1				
3- 1	0- 0	0- 0	AWAY	1- 0	1- 0	1- 1				
0- 3	0- 0	0- 2	NEUTRAL	0- 0	0- 0	0- 1				
6- 5	0- 1	1- 1	CONFERENCE	1- 1	0- 1	4- 1				
4- 2	0- 1	1- 0	HOME	0- 0	0- 0	3- 1				
2- 3	0- 0	0- 1	AWAY	1- 1	0- 1	1- 0				
0- 0	0- 0	0- 0	NEUTRAL	0- 0	0- 0	0- 0				

RPI 1-25				RPI 26-50				RPI 51-100				RPI 101+ Team's RPI: 111			
RPI	S	Opponent	Score	RPI	S	Opponent	Score	RPI	S	Opponent	Score	RPI	S	Opponent	Score
12	H	Gonzaga	53 78	32	A	BYU	44 55	53	A	Saint Mary's (CA)	62 86	137	A	Pepperdine	86 95
				32	H	BYU	61 58	72	A	Arizona	66 64	144	A	CSUN	72 53
				33	N	Indiana	43 67	80	H	UC Davis	60 53	166	H	Portland	76 58
				35	N	South Dakota	40 67	81	A	Pacific	72 67	167	A	Denver	75 104
				49	H	UCLA	69 63					171	H	Santa Clara	75 83
												201	N	Grambling	61 62
												214	H	Robert Morris	61 53
												225	H	San Francisco	66 58
												249	H	Long Beach St.	71 62
												254	A	San Diego	69 52
												254	H	San Diego	83 57
												265	H	Northern Ariz.	62 63
												306	A	UC Santa Barbara	70 57
LAST 12 Division I GAMES:															
214	H	Robert Morris	61 53	171	H	Santa Clara	75 83								
254	H	San Diego	83 57	225	H	San Francisco	66 58								
32	H	BYU	61 58	32	A	BYU	44 55								
53	A	Saint Mary's (CA)	62 86	254	A	San Diego	69 52								
81	A	Pacific	72 67	166	H	Portland	76 58								
137	A	Pepperdine	86 95	12	H	Gonzaga	53 78								

Non-Div I Games:

Loyola Marymount

■ Loss,
 ■ Non-Conf,
 S Site,
 ■ Home
 ■ Away
 N Neutral

Average RPI Win:	214	WON-LOST	WINNING	LAST 10	STRENGTH OF	OPP. STRENGTH	TEAM	ADJ.	CONF.	ADJ CONF.
Average RPI Loss:	86	RECORD	PCT. RANK	GAMES	SCHEDULE	OF SCHEDULE	RPI	RPI	RPI	RPI
DIV. I ONLY	15- 7	82	0- 1	130	166	77	77	23	23	
DIV. I NON-CONF.	7- 6	153	0- 1	32	73	49	49	24	24	
TOTALS	RPI 1-25	RPI 26-50	W-L RECORDS	RPI 51-100	RPI 101-150	RPI 150+				
15- 7	1- 1	0- 0	OVERALL	3- 4	0- 2	11- 0				
7- 1	0- 0	0- 0	HOME	1- 1	0- 0	6- 0				
6- 5	1- 1	0- 0	AWAY	1- 3	0- 1	4- 0				
2- 1	0- 0	0- 0	NEUTRAL	1- 0	0- 1	1- 0				
7- 6	1- 1	0- 0	NON-CONFERENCE	3- 3	0- 2	3- 0				
2- 1	0- 0	0- 0	HOME	1- 1	0- 0	1- 0				
3- 4	1- 1	0- 0	AWAY	1- 2	0- 1	1- 0				
2- 1	0- 0	0- 0	NEUTRAL	1- 0	0- 1	1- 0				
8- 1	0- 0	0- 0	CONFERENCE	0- 1	0- 0	8- 0				
5- 0	0- 0	0- 0	HOME	0- 0	0- 0	5- 0				
3- 1	0- 0	0- 0	AWAY	0- 1	0- 0	3- 0				
0- 0	0- 0	0- 0	NEUTRAL	0- 0	0- 0	0- 0				

RPI 1-25				RPI 26-50				RPI 51-100 Team's RPI: 77				RPI 101+			
RPI	S	Opponent	Score	RPI	S	Opponent	Score	RPI	S	Opponent	Score	RPI	S	Opponent	Score
9	A	NC State	46 84					68	A	Harvard	67 60	130	N	Chattanooga	61 66
22	A	North Carolina	85 73					70	H	Duke	63 66	139	A	Fordham	64 72
								73	A	Green Bay	39 70	165	A	Stony Brook	68 54
								82	N	Penn	47 46	233	N	N.C. A&T	58 52
								83	H	Toledo	73 59	238	H	Albany (NY)	76 65
								85	A	Northeastern	55 63	239	H	Brown	102 96
								96	A	Hartford	46 49	245	H	Binghamton	95 66
												273	A	Vermont	63 51
												299	A	Bryant	74 57
												303	H	UMBC	84 44
												307	H	UMass Lowell	79 45
												328	A	New Hampshire	69 45
												328	H	New Hampshire	67 46
LAST 12 Division I GAMES:															
130	N	Chattanooga	61 66	238	H	Albany (NY)	76 65								
328	A	New Hampshire	69 45	273	A	Vermont	63 51								
307	H	UMass Lowell	79 45	303	H	UMBC	84 44								
245	H	Binghamton	95 66	328	H	New Hampshire	67 46								
165	A	Stony Brook	68 54	139	A	Fordham	64 72								
96	A	Hartford	46 49	85	A	Northeastern	55 63								

Non-Div I Games:

Maine

■ Loss,
 ■ Non-Conf,
 ■ S Site,
 ■ H Home
 ■ A Away
 N Neutral

Average RPI Win:	291	WON-LOST	WINNING	LAST 10	STRENGTH OF	OPP. STRENGTH	TEAM	ADJ.	CONF.	ADJ CONF.
Average RPI Loss:	211	RECORD	PCT. RANK	GAMES	SCHEDULE	OF SCHEDULE	RPI	RPI	RPI	RPI
DIV. I ONLY	6- 14	274	1- 0	267	347	319	319	27	27	
DIV. I NON-CONF.	2- 9	297	0- 0	217	350	336	336	28	28	
TOTALS	RPI 1-25	RPI 26-50	W-L RECORDS	RPI 51-100	RPI 101-150	RPI 150+				
6- 14	0- 0	0- 0	OVERALL	0- 2	1- 1	5- 11				
5- 7	0- 0	0- 0	HOME	0- 2	0- 0	5- 5				
1- 7	0- 0	0- 0	AWAY	0- 0	1- 1	0- 6				
0- 0	0- 0	0- 0	NEUTRAL	0- 0	0- 0	0- 0				
2- 9	0- 0	0- 0	NON-CONFERENCE	0- 2	0- 1	2- 6				
2- 5	0- 0	0- 0	HOME	0- 2	0- 0	2- 3				
0- 4	0- 0	0- 0	AWAY	0- 0	0- 1	0- 3				
0- 0	0- 0	0- 0	NEUTRAL	0- 0	0- 0	0- 0				
4- 5	0- 0	0- 0	CONFERENCE	0- 0	1- 0	3- 5				
3- 2	0- 0	0- 0	HOME	0- 0	0- 0	3- 2				
1- 3	0- 0	0- 0	AWAY	0- 0	1- 0	0- 3				
0- 0	0- 0	0- 0	NEUTRAL	0- 0	0- 0	0- 0				

RPI 1-25				RPI 26-50				RPI 51-100				RPI 101+				Team's RPI: 319	
RPI	S	Opponent	Score	RPI	S	Opponent	Score	RPI	S	Opponent	Score	RPI	S	Opponent	Score		
								84	H	Wright St.	44	60	139	A	Fordham	61	65
								90	H	Drexel	39	53	150	A	Marist	69	51
													165	H	Stony Brook	48	79
													193	H	Rider	63	73
													210	A	Holy Cross	53	61
													229	A	Niagara	51	61
													229	H	Niagara	54	58
													238	A	Albany (NY)	54	60
													243	H	Sacred Heart	46	74
													257	A	St. Francis Brooklyn	65	73
													271	A	Siena	56	62
													271	H	Siena	52	48
													275	A	Canisius	44	47
													318	H	Fairfield	47	41
													321	H	Lafayette	60	49
													329	H	Detroit Mercy	56	58
													333	H	Iona	55	33
													351	H	LIU Brooklyn	61	46
LAST 12 Division I GAMES:																	
271	H	Siena	52	48	271	A	Siena	56	62								
318	H	Fairfield	47	41	229	A	Niagara	51	61								
150	A	Marist	69	51	275	A	Canisius	44	47								
229	H	Niagara	54	58	210	A	Holy Cross	53	61								
193	H	Rider	63	73	243	H	Sacred Heart	46	74								
333	H	Iona	55	33	84	H	Wright St.	44	60								

Non-Div I Games:

Manhattan

Average RPI Win: 237	WON-LOST	WINNING	LAST 10	STRENGTH OF	OPP. STRENGTH	TEAM	ADJ.	CONF.	ADJ CONF.
Average RPI Loss: 145	RECORD	PCT. RANK	GAMES	SCHEDULE	OF SCHEDULE	RPI	RPI	RPI	RPI
DIV. I ONLY	16- 7	73	1- 0	264	225	150	150	27	27
DIV. I NON-CONF.	8- 4	91	0- 0	193	139	103	103	28	28
TOTALS	RPI 1-25	RPI 26-50	W-L RECORDS	RPI 51-100	RPI 101-150	RPI 150+			
16- 7	0- 0	0- 0	OVERALL	1- 4	0- 0	15- 3			
6- 4	0- 0	0- 0	HOME	1- 1	0- 0	5- 3			
8- 2	0- 0	0- 0	AWAY	0- 2	0- 0	8- 0			
2- 1	0- 0	0- 0	NEUTRAL	0- 1	0- 0	2- 0			
8- 4	0- 0	0- 0	NON-CONFERENCE	1- 3	0- 0	7- 1			
3- 1	0- 0	0- 0	HOME	1- 0	0- 0	2- 1			
3- 2	0- 0	0- 0	AWAY	0- 2	0- 0	3- 0			
2- 1	0- 0	0- 0	NEUTRAL	0- 1	0- 0	2- 0			
8- 3	0- 0	0- 0	CONFERENCE	0- 1	0- 0	8- 2			
3- 3	0- 0	0- 0	HOME	0- 1	0- 0	3- 2			
5- 0	0- 0	0- 0	AWAY	0- 0	0- 0	5- 0			
0- 0	0- 0	0- 0	NEUTRAL	0- 0	0- 0	0- 0			

RPI S	Opponent	Score	RPI S	Opponent	Score	RPI S	Opponent	Score	RPI S	Opponent	Score	Team's RPI: 150
						62	H Quinnipiac	69 76	168	H Boston U.	68 57	
						70	A Duke	56 64	179	H Temple	74 68	
						78	A Princeton	57 60	193	H Rider	58 68	
						84	N Wright St.	60 76	198	A Elon	61 57	
						85	H Northeastern	90 84	207	H Massachusetts	55 70	
									212	N Stetson	76 69	
									215	A Navy	72 48	
									227	H Monmouth	69 45	
									229	A Niagara	87 58	
									238	A Albany (NY)	74 56	
									250	N Hofstra	71 57	
									271	A Siena	73 58	
									271	H Siena	88 59	
									275	A Canisius	71 66	
									318	A Fairfield	56 46	
									319	H Manhattan	51 69	
									320	A Saint Peter's	62 42	
									333	H Iona	76 36	
LAST 12 Division I GAMES:												
271	A	Siena	73	58	227	H	Monmouth	69	45			
193	H	Rider	58	68	318	A	Fairfield	56	46			
319	H	Manhattan	51	69	62	H	Quinnipiac	69	76			
320	A	Saint Peter's	62	42	275	A	Canisius	71	66			
333	H	Iona	76	36	229	A	Niagara	87	58			
271	H	Siena	88	59	207	H	Massachusetts	55	70			

Non-Div I Games:

Marist

■ Loss,
 ■ Non-Conf,
 S Site,
 ■ Home
 ■ Away
 N Neutral

Average RPI Win:	111	WON-LOST	WINNING	LAST 10	STRENGTH OF	OPP. STRENGTH	TEAM	ADJ.	CONF.	ADJ CONF.
Average RPI Loss:	11	RECORD	PCT. RANK	GAMES	SCHEDULE	OF SCHEDULE	RPI	RPI	RPI	RPI
DIV. I ONLY	19- 3	12	1- 0	17	26	8	8	6	6	
DIV. I NON-CONF.	9- 3	61	1- 0	23	19	17	17	4	4	
TOTALS	RPI 1-25	RPI 26-50	W-L RECORDS	RPI 51-100	RPI 101-150	RPI 150+				
19- 3	0- 2	5- 1	OVERALL	5- 0	5- 0	4- 0				
12- 1	0- 1	2- 0	HOME	3- 0	5- 0	2- 0				
7- 2	0- 1	3- 1	AWAY	2- 0	0- 0	2- 0				
0- 0	0- 0	0- 0	NEUTRAL	0- 0	0- 0	0- 0				
9- 3	0- 2	1- 1	NON-CONFERENCE	4- 0	1- 0	3- 0				
7- 1	0- 1	1- 0	HOME	3- 0	1- 0	2- 0				
2- 2	0- 1	0- 1	AWAY	1- 0	0- 0	1- 0				
0- 0	0- 0	0- 0	NEUTRAL	0- 0	0- 0	0- 0				
10- 0	0- 0	4- 0	CONFERENCE	1- 0	4- 0	1- 0				
5- 0	0- 0	1- 0	HOME	0- 0	4- 0	0- 0				
5- 0	0- 0	3- 0	AWAY	1- 0	0- 0	1- 0				
0- 0	0- 0	0- 0	NEUTRAL	0- 0	0- 0	0- 0				

RPI 1-25				Team's RPI: 8		RPI 26-50				RPI 51-100				RPI 101+					
RPI	S	Opponent	Score		RPI	S	Opponent	Score		RPI	S	Opponent	Score		RPI	S	Opponent	Score	
1	H	Notre Dame	63	87	26	A	Miami (FL)	55	63	57	H	Michigan	85	74	102	H	Providence	85	46
7	A	Mississippi St.	82	87	28	H	South Dakota St.	91	52	73	H	Green Bay	80	54	104	H	Creighton	85	67
					38	A	DePaul	93	87	87	A	Northwestern	76	57	109	H	Seton Hall	96	60
					38	H	DePaul	96	63	92	A	Georgetown	72	62	126	H	St. John's (NY)	83	73
					41	A	Villanova	91	55	93	H	UNI	102	61	140	H	Montana St.	100	52
					45	A	Butler	87	58						170	A	Xavier	90	44
															190	A	Milwaukee	83	74
															245	H	Binghamton	93	40
															331	H	UIC	96	32
LAST 12 Division I GAMES:																			
					93	H	UNI	102	61	109	H	Seton Hall	96	60					
					26	A	Miami (FL)	55	63	92	A	Georgetown	72	62					
					38	A	DePaul	93	87	41	A	Villanova	91	55					
					45	A	Butler	87	58	38	H	DePaul	96	63					
					170	A	Xavier	90	44	104	H	Creighton	85	67					
					126	H	St. John's (NY)	83	73	102	H	Providence	85	46					

Non-Div I Games:

Marquette

■ Loss,
 ■ Non-Conf, S Site,
 ■ Home
 ■ Away
 N Neutral

Marshall

Through Games Of Feb. 5, 2019

Average RPI Win:	259	WON-LOST	WINNING	LAST 10	STRENGTH OF	OPP. STRENGTH	TEAM	ADJ.	CONF.	ADJ CONF.
Average RPI Loss:	148	RECORD	PCT. RANK	GAMES	SCHEDULE	OF SCHEDULE	RPI	RPI	RPI	RPI
DIV. I ONLY	12- 9	131	1- 0	340	124	230	230	14	14	
DIV. I NON-CONF.	5- 7	206	0- 0	343	177	325	325	18	18	
TOTALS	RPI 1-25	RPI 26-50	W-L RECORDS	RPI 51-100	RPI 101-150	RPI 150+				
12- 9	0- 0	0- 1	OVERALL	1- 0	0- 3	11- 5				
8- 3	0- 0	0- 0	HOME	1- 0	0- 1	7- 2				
4- 6	0- 0	0- 1	AWAY	0- 0	0- 2	4- 3				
0- 0	0- 0	0- 0	NEUTRAL	0- 0	0- 0	0- 0				
5- 7	0- 0	0- 1	NON-CONFERENCE	0- 0	0- 2	5- 4				
5- 2	0- 0	0- 0	HOME	0- 0	0- 1	5- 1				
0- 5	0- 0	0- 1	AWAY	0- 0	0- 1	0- 3				
0- 0	0- 0	0- 0	NEUTRAL	0- 0	0- 0	0- 0				
7- 2	0- 0	0- 0	CONFERENCE	1- 0	0- 1	6- 1				
3- 1	0- 0	0- 0	HOME	1- 0	0- 0	2- 1				
4- 1	0- 0	0- 0	AWAY	0- 0	0- 1	4- 0				
0- 0	0- 0	0- 0	NEUTRAL	0- 0	0- 0	0- 0				

RPI 1-25			RPI 26-50			RPI 51-100			RPI 101+ Team's RPI: 230		
RPI	S	Opponent	Score	RPI	S	Opponent	Score	RPI	S	Opponent	Score
				47	A	Clemson	54 68	66	H	Old Dominion	57 48
								118	A	Western Ky.	55 85
								121	H	Towson	69 76
								138	A	Appalachian St.	52 74
								155	A	Southern Ill.	49 58
								159	H	Louisiana Tech	90 88
								162	H	Charlotte	63 62
								172	H	Indiana St.	53 62
								177	A	Wisconsin	49 67
								186	H	Southern Miss.	52 64
								218	A	Bowling Green	76 99
								270	H	Cleveland St.	86 64
								276	A	UTSA	79 72
								278	A	UTEP	63 60
								288	A	Fla. Atlantic	72 67
								292	H	Tennessee St.	80 59
								314	A	FIU	86 58
								317	H	Coppin St.	88 67
								338	H	Evansville	72 65
								347	H	Delaware St.	75 63
LAST 12 Division I GAMES:											
276	A	UTSA	79 72	118	A	Western Ky.	55 85				
278	A	UTEP	63 60	162	H	Charlotte	63 62				
186	H	Southern Miss.	52 64	66	H	Old Dominion	57 48				
159	H	Louisiana Tech	90 88	347	H	Delaware St.	75 63				
314	A	FIU	86 58	121	H	Towson	69 76				
288	A	Fla. Atlantic	72 67	47	A	Clemson	54 68				

Non-Div I Games: Bluefield St. 82 29

Marshall

■ Loss,
 ■ Non-Conf, S Site,
 ■ Home
 ■ Away
 N Neutral

Maryland

Through Games Of Feb. 5, 2019

Average RPI Win:	144	WON-LOST	WINNING	LAST 10	STRENGTH OF	OPP. STRENGTH	TEAM	ADJ.	CONF.	ADJ CONF.
Average RPI Loss:	20	RECORD	PCT. RANK	GAMES	SCHEDULE	OF SCHEDULE	RPI	RPI	RPI	RPI
DIV. I ONLY	20- 2	8	1- 0	112	24	20	20	4	4	
DIV. I NON-CONF.	11- 0	1	0- 0	218	65	24	24	6	6	
TOTALS	RPI 1-25	RPI 26-50	W-L RECORDS	RPI 51-100	RPI 101-150	RPI 150+				
20- 2	1- 2	3- 0	OVERALL	2- 0	6- 0	8- 0				
10- 1	0- 1	2- 0	HOME	1- 0	3- 0	4- 0				
8- 1	1- 1	1- 0	AWAY	1- 0	2- 0	3- 0				
2- 0	0- 0	0- 0	NEUTRAL	0- 0	1- 0	1- 0				
11- 0	1- 0	2- 0	NON-CONFERENCE	0- 0	2- 0	6- 0				
6- 0	0- 0	2- 0	HOME	0- 0	1- 0	3- 0				
3- 0	1- 0	0- 0	AWAY	0- 0	0- 0	2- 0				
2- 0	0- 0	0- 0	NEUTRAL	0- 0	1- 0	1- 0				
9- 2	0- 2	1- 0	CONFERENCE	2- 0	4- 0	2- 0				
4- 1	0- 1	0- 0	HOME	1- 0	2- 0	1- 0				
5- 1	0- 1	1- 0	AWAY	1- 0	2- 0	1- 0				
0- 0	0- 0	0- 0	NEUTRAL	0- 0	0- 0	0- 0				

RPI 1-25				RPI 26-50				RPI 51-100				RPI 101+			
RPI	S	Opponent	Score	RPI	S	Opponent	Score	RPI	S	Opponent	Score	RPI	S	Opponent	Score
15	H	Rutgers	65 73	33	A	Indiana	76 56	57	H	Michigan	83 69	105	H	Dayton	82 71
16	A	South Carolina	85 61	42	H	James Madison	87 63	100	A	Nebraska	81 63	107	N	Georgia	58 51
24	A	Michigan St.	60 77	43	H	Georgia Tech	67 54					110	A	Ohio St.	70 57
												110	H	Ohio St.	75 69
												114	A	Penn St.	77 61
												114	H	Penn St.	79 67
												164	A	Delaware	77 53
												177	H	Wisconsin	75 57
												187	A	George Washington	69 30
												188	A	Illinois	80 66
												297	H	Loyola Maryland	83 48
												301	N	Morgan St.	68 44
												303	H	UMBC	92 61
												317	H	Coppin St.	93 36
LAST 12 Division I GAMES:															
188	A	Illinois	80 66	57	H	Michigan	83 69								
177	H	Wisconsin	75 57	100	A	Nebraska	81 63								
33	A	Indiana	76 56	110	H	Ohio St.	75 69								
110	A	Ohio St.	70 57	15	H	Rutgers	65 73								
114	H	Penn St.	79 67	114	A	Penn St.	77 61								
24	A	Michigan St.	60 77	164	A	Delaware	77 53								

Non-Div I Games:

Maryland

Loss, Non-Conf, S Site, H Home A Away N Neutral

Massachusetts

Through Games Of Feb. 5, 2019

Average RPI Win:	233	WON-LOST	WINNING	LAST 10	STRENGTH OF	OPP. STRENGTH	TEAM	ADJ.	CONF.	ADJ CONF.
Average RPI Loss:	177	RECORD	PCT. RANK	GAMES	SCHEDULE	OF SCHEDULE	RPI	RPI	RPI	RPI
DIV. I ONLY	11- 11	159	0- 1	247	269	207	207	17	17	
DIV. I NON-CONF.	8- 6	138	0- 0	259	328	206	206	16	16	
TOTALS	RPI 1-25	RPI 26-50	W-L RECORDS	RPI 51-100	RPI 101-150	RPI 150+				
11- 11	0- 0	0- 1	OVERALL	0- 1	2- 3	9- 6				
6- 4	0- 0	0- 0	HOME	0- 0	0- 0	6- 4				
4- 6	0- 0	0- 0	AWAY	0- 1	2- 3	2- 2				
1- 1	0- 0	0- 1	NEUTRAL	0- 0	0- 0	1- 0				
8- 6	0- 0	0- 1	NON-CONFERENCE	0- 1	1- 1	7- 3				
5- 2	0- 0	0- 0	HOME	0- 0	0- 0	5- 2				
2- 3	0- 0	0- 0	AWAY	0- 1	1- 1	1- 1				
1- 1	0- 0	0- 1	NEUTRAL	0- 0	0- 0	1- 0				
3- 5	0- 0	0- 0	CONFERENCE	0- 0	1- 2	2- 3				
1- 2	0- 0	0- 0	HOME	0- 0	0- 0	1- 2				
2- 3	0- 0	0- 0	AWAY	0- 0	1- 2	1- 1				
0- 0	0- 0	0- 0	NEUTRAL	0- 0	0- 0	0- 0				

RPI 1-25			RPI 26-50			RPI 51-100			RPI 101+			Team's RPI: 207
RPI	S	Opponent	Score	RPI	S	Opponent	Score	RPI	S	Opponent	Score	
				48	N	Bucknell	58 77	85	A	Northeastern	52 53	
								105	A	Dayton	47 75	
								120	A	VCU	48 52	
								121	A	Towson	53 78	
								133	A	Davidson	70 58	
								150	A	Marist	70 55	
								168	H	Boston U.	66 55	
								196	H	Saint Louis	70 66	
								202	H	St. Bonaventure	63 64	
								203	H	George Mason	52 70	
								209	H	UTRGV	74 70	
								222	H	North Dakota	52 59	
								239	A	Brown	90 61	
								243	H	Sacred Heart	78 61	
								260	A	Richmond	58 62	
								271	A	Siena	59 64	
								285	A	La Salle	74 60	
								298	H	Central Conn. St.	74 59	
								307	H	UMass Lowell	59 62	
								318	N	Fairfield	59 49	
								325	H	Incarinate Word	71 59	
LAST 12 Division I GAMES:												
260	A	Richmond	58 62	105	A	Dayton	47 75					
120	A	VCU	48 52	196	H	Saint Louis	70 66					
202	H	St. Bonaventure	63 64	150	A	Marist	70 55					
133	A	Davidson	70 58	307	H	UMass Lowell	59 62					
203	H	George Mason	52 70	271	A	Siena	59 64					
285	A	La Salle	74 60	168	H	Boston U.	66 55					

Non-Div I Games:

Massachusetts

Loss, Non-Conf, S Site, H Home A Away N Neutral

Average RPI Win: 265	WON-LOST	WINNING	LAST 10	STRENGTH OF	OPP. STRENGTH	TEAM	ADJ.	CONF.	ADJ CONF.
Average RPI Loss: 182	RECORD	PCT. RANK	GAMES	SCHEDULE	OF SCHEDULE	RPI	RPI	RPI	RPI
DIV. I ONLY	3- 13	319	0- 1	238	275	316	316	26	26
DIV. I NON-CONF.	0- 8	336	0- 0	100	178	311	311	23	23

TOTALS	RPI 1-25	RPI 26-50	W-L RECORDS	RPI 51-100	RPI 101-150	RPI 150+			
3- 13	0- 0	0- 2	OVERALL	0- 2	0- 1	3- 8			
2- 4	0- 0	0- 0	HOME	0- 1	0- 0	2- 3			
1- 9	0- 0	0- 2	AWAY	0- 1	0- 1	1- 5			
0- 0	0- 0	0- 0	NEUTRAL	0- 0	0- 0	0- 0			
0- 8	0- 0	0- 2	NON-CONFERENCE	0- 1	0- 1	0- 4			
0- 2	0- 0	0- 0	HOME	0- 0	0- 0	0- 2			
0- 6	0- 0	0- 2	AWAY	0- 1	0- 1	0- 2			
0- 0	0- 0	0- 0	NEUTRAL	0- 0	0- 0	0- 0			
3- 5	0- 0	0- 0	CONFERENCE	0- 1	0- 0	3- 4			
2- 2	0- 0	0- 0	HOME	0- 1	0- 0	2- 1			
1- 3	0- 0	0- 0	AWAY	0- 0	0- 0	1- 3			
0- 0	0- 0	0- 0	NEUTRAL	0- 0	0- 0	0- 0			

RPI 1-25				RPI 26-50				RPI 51-100				RPI 101+				Team's RPI: 316	
RPI	S	Opponent	Score	RPI	S	Opponent	Score	RPI	S	Opponent	Score	RPI	S	Opponent	Score		
				30	A	Texas	40 96	54	A	LSU	36 86	141	A	UAB	48 91		
				37	A	Rice	65 93	71	H	Lamar University	62 64	158	A	Abilene Christian	52 109		
												159	H	Louisiana Tech	48 89		
												184	A	Nicholls St.	69 68		
												201	A	Grambling	51 75		
												237	H	Louisiana	59 70		
												272	H	Southeastern La.	62 56		
												310	A	La.-Monroe	60 69		
												312	A	New Orleans	76 88		
												325	H	Incarinate Word	66 68		
												336	A	Northwestern St.	63 82		
												339	H	Houston Baptist	81 71		
LAST 12 Division I GAMES:																	
				71	H	Lamar University	62 64	336	A	Northwestern St.	63 82						
				339	H	Houston Baptist	81 71	325	H	Incarinate Word	66 68						
				272	H	Southeastern La.	62 56	159	H	Louisiana Tech	48 89						
				184	A	Nicholls St.	69 68	54	A	LSU	36 86						
				312	A	New Orleans	76 88	141	A	UAB	48 91						
				158	A	Abilene Christian	52 109	37	A	Rice	65 93						

Non-Div I Games: LSU-Alexandria 60 **68** Southern-N.O. 106 54 Louisiana Col. 86 68

McNeese

Loss, Non-Conf, S Site, H Home A Away N Neutral

Average RPI Win:	231	WON-LOST	WINNING	LAST 10	STRENGTH OF	OPP. STRENGTH	TEAM	ADJ.	CONF.	ADJ CONF.
Average RPI Loss:	143	RECORD	PCT. RANK	GAMES	SCHEDULE	OF SCHEDULE	RPI	RPI	RPI	RPI
DIV. I ONLY	9- 12	216	1- 0	171	207	213	213	9	9	
DIV. I NON-CONF.	5- 8	224	0- 0	256	304	287	287	9	9	
TOTALS	RPI 1-25	RPI 26-50	W-L RECORDS	RPI 51-100	RPI 101-150	RPI 150+				
9- 12	0- 1	0- 0	OVERALL	0- 3	0- 2	9- 6				
6- 6	0- 1	0- 0	HOME	0- 2	0- 1	6- 2				
2- 6	0- 0	0- 0	AWAY	0- 1	0- 1	2- 4				
1- 0	0- 0	0- 0	NEUTRAL	0- 0	0- 0	1- 0				
5- 8	0- 0	0- 0	NON-CONFERENCE	0- 2	0- 1	5- 5				
4- 4	0- 0	0- 0	HOME	0- 2	0- 0	4- 2				
0- 4	0- 0	0- 0	AWAY	0- 0	0- 1	0- 3				
1- 0	0- 0	0- 0	NEUTRAL	0- 0	0- 0	1- 0				
4- 4	0- 1	0- 0	CONFERENCE	0- 1	0- 1	4- 1				
2- 2	0- 1	0- 0	HOME	0- 0	0- 1	2- 0				
2- 2	0- 0	0- 0	AWAY	0- 1	0- 0	2- 1				
0- 0	0- 0	0- 0	NEUTRAL	0- 0	0- 0	0- 0				

RPI	S	Opponent	Score	RPI	S	Opponent	Score	RPI	S	Opponent	Score	RPI	S	Opponent	Score	Team's RPI: 213
14	H	UCF	55 68					79	H	Little Rock	60 63	122	H	Tulane	61 62	
								83	H	Toledo	48 58	141	A	UAB	54 85	
								89	A	Cincinnati	56 80	152	A	South Fla.	47 40	
												157	N	Mercer	59 53	
												159	H	Louisiana Tech	50 66	
												161	A	Tulsa	39 46	
												161	H	Tulsa	59 56	
												181	A	Arkansas St.	66 77	
												182	A	Coastal Caro.	71 90	
												187	A	George Washington	38 51	
												216	H	East Carolina	58 46	
												217	H	Southeast Mo. St.	69 57	
												261	H	Samford	53 48	
												263	A	Wichita St.	71 50	
												305	H	Jackson St.	68 67	
												312	H	New Orleans	59 66	
												343	H	N.C. Central	77 56	
LAST 12 Division I GAMES:																
161	H	Tulsa	59 56	161	A	Tulsa	39 46									
122	H	Tulane	61 62	14	H	UCF	55 68									
89	A	Cincinnati	56 80	187	A	George Washington	38 51									
152	A	South Fla.	47 40	343	H	N.C. Central	77 56									
216	H	East Carolina	58 46	79	H	Little Rock	60 63									
263	A	Wichita St.	71 50	217	H	Southeast Mo. St.	69 57									

Non-Div I Games:

Memphis

■ Loss,
 ■ Non-Conf,
 ■ S Site,
 ■ H Home
 ■ A Away
 N Neutral

Average RPI Win: 238	WON-LOST	WINNING	LAST 10	STRENGTH OF	OPP. STRENGTH	TEAM	ADJ.	CONF.	ADJ CONF.
Average RPI Loss: 134	RECORD	PCT. RANK	GAMES	SCHEDULE	OF SCHEDULE	RPI	RPI	RPI	RPI
DIV. I ONLY	15- 7	82	1- 0	295	143	157	157	25	25
DIV. I NON-CONF.	8- 7	160	0- 0	241	101	190	190	25	25
TOTALS	RPI 1-25	RPI 26-50	W-L RECORDS	RPI 51-100	RPI 101-150	RPI 150+			
15- 7	0- 2	0- 0	OVERALL	0- 1	1- 1	14- 3			
7- 3	0- 2	0- 0	HOME	0- 0	1- 0	6- 1			
7- 3	0- 0	0- 0	AWAY	0- 1	0- 1	7- 1			
1- 1	0- 0	0- 0	NEUTRAL	0- 0	0- 0	1- 1			
8- 7	0- 2	0- 0	NON-CONFERENCE	0- 1	0- 1	8- 3			
4- 3	0- 2	0- 0	HOME	0- 0	0- 0	4- 1			
3- 3	0- 0	0- 0	AWAY	0- 1	0- 1	3- 1			
1- 1	0- 0	0- 0	NEUTRAL	0- 0	0- 0	1- 1			
7- 0	0- 0	0- 0	CONFERENCE	0- 0	1- 0	6- 0			
3- 0	0- 0	0- 0	HOME	0- 0	1- 0	2- 0			
4- 0	0- 0	0- 0	AWAY	0- 0	0- 0	4- 0			
0- 0	0- 0	0- 0	NEUTRAL	0- 0	0- 0	0- 0			

RPI 1-25				RPI 26-50				RPI 51-100				RPI 101+ Team's RPI: 157			
RPI	S	Opponent	Score	RPI	S	Opponent	Score	RPI	S	Opponent	Score	RPI	S	Opponent	Score
14	H	UCF	42 76					97	A	Wake Forest	54 69	107	A	Georgia	60 67
23	H	Florida St.	56 57									130	H	Chattanooga	65 58
												162	H	Charlotte	57 40
												187	A	George Washington	61 53
												195	H	UNC Asheville	61 47
												208	H	Florida	92 82
												213	N	Memphis	53 59
												218	N	Bowling Green	76 63
												221	A	Howard	85 70
												223	A	Jacksonville	66 71
												244	A	Furman	75 60
												247	H	ETSU	64 41
												261	H	Samford	76 68
												264	H	Columbia	68 72
												277	A	Ga. Southern	79 72
												284	A	Wofford	81 79
												295	H	Kennesaw St.	64 48
												313	A	UNC Greensboro	71 58
												335	A	Western Caro.	69 67
LAST 12 Division I GAMES:															
244	A	Furman	75 60	261	H	Samford	76 68								
284	A	Wofford	81 79	264	H	Columbia	68 72								
247	H	ETSU	64 41	223	A	Jacksonville	66 71								
130	H	Chattanooga	65 58	195	H	UNC Asheville	61 47								
313	A	UNC Greensboro	71 58	187	A	George Washington	61 53								
335	A	Western Caro.	69 67	221	A	Howard	85 70								

Non-Div I Games:

Mercer

■ Loss,
■ Non-Conf, S Site,
■ Home
■ Away
N Neutral

Average RPI Win:	130	WON-LOST	WINNING	LAST 10	STRENGTH OF	OPP. STRENGTH	TEAM	ADJ.	CONF.	ADJ CONF.
Average RPI Loss:	29	RECORD	PCT. RANK	GAMES	SCHEDULE	OF SCHEDULE	RPI	RPI	RPI	RPI
DIV. I ONLY	19- 5	31	2- 1	67	7	26	26	1	1	
DIV. I NON-CONF.	12- 3	52	2- 1	135	24	46	46	1	1	
TOTALS	RPI 1-25	RPI 26-50	W-L RECORDS	RPI 51-100	RPI 101-150	RPI 150+				
19- 5	3- 3	0- 2	OVERALL	6- 0	4- 0	6- 0				
13- 2	2- 1	0- 1	HOME	4- 0	3- 0	4- 0				
4- 3	1- 2	0- 1	AWAY	2- 0	0- 0	1- 0				
2- 0	0- 0	0- 0	NEUTRAL	0- 0	1- 0	1- 0				
12- 3	1- 2	0- 1	NON-CONFERENCE	3- 0	2- 0	6- 0				
9- 1	1- 1	0- 0	HOME	3- 0	1- 0	4- 0				
1- 2	0- 1	0- 1	AWAY	0- 0	0- 0	1- 0				
2- 0	0- 0	0- 0	NEUTRAL	0- 0	1- 0	1- 0				
7- 2	2- 1	0- 1	CONFERENCE	3- 0	2- 0	0- 0				
4- 1	1- 0	0- 1	HOME	1- 0	2- 0	0- 0				
3- 1	1- 1	0- 0	AWAY	2- 0	0- 0	0- 0				
0- 0	0- 0	0- 0	NEUTRAL	0- 0	0- 0	0- 0				

RPI 1-25				RPI 26-50				Team's RPI: 26	RPI 51-100				RPI 101+			
RPI	S	Opponent	Score	RPI	S	Opponent	Score		RPI	S	Opponent	Score	RPI	S	Opponent	Score
8	H	Marquette	63 55	44	A	Purdue	63 74		56	H	Virginia Tech	68 61	101	H	Virginia	72 59
10	A	Syracuse	84 71	47	H	Clemson	67 76		61	H	SFA	81 60	103	H	Boston College	76 73
11	A	Iowa St.	52 75						70	A	Duke	58 50	113	N	Alabama	101 74
21	H	Central Mich.	80 90						96	H	Hartford	75 62	131	H	Colorado	73 58
22	H	North Carolina	76 68						97	A	Wake Forest	72 57	173	N	Vanderbilt	90 65
23	A	Florida St.	58 62						100	H	Nebraska	82 68	178	H	UMES	71 53
													179	H	Temple	73 61
													312	H	New Orleans	78 38
													314	A	FIU	94 43
													349	H	Florida A&M	103 54
LAST 12 Division I GAMES:																
96	H	Hartford	75 62	10	A	Syracuse	84 71									
8	H	Marquette	63 55	22	H	North Carolina	76 68									
11	A	Iowa St.	52 75	70	A	Duke	58 50									
101	H	Virginia	72 59	47	H	Clemson	67 76									
23	A	Florida St.	58 62	97	A	Wake Forest	72 57									
103	H	Boston College	76 73	56	H	Virginia Tech	68 61									

Non-Div I Games:

Miami (FL)

■ Loss,
■ Non-Conf, S Site,
■ Home
■ Away
N Neutral

Average RPI Win:	191	WON-LOST	WINNING	LAST 10	STRENGTH OF	OPP. STRENGTH	TEAM	ADJ.	CONF.	ADJ CONF.
Average RPI Loss:	119	RECORD	PCT. RANK	GAMES	SCHEDULE	OF SCHEDULE	RPI	RPI	RPI	RPI
DIV. I ONLY	14- 4	35	1- 0	164	135	55	55	7	7	
DIV. I NON-CONF.	8- 2	52	0- 0	319	273	123	123	8	8	
TOTALS	RPI 1-25	RPI 26-50	W-L RECORDS	RPI 51-100	RPI 101-150	RPI 150+				
14- 4	1- 2	1- 0	OVERALL	3- 1	1- 0	8- 1				
6- 1	0- 1	0- 0	HOME	3- 0	1- 0	2- 0				
8- 3	1- 1	1- 0	AWAY	0- 1	0- 0	6- 1				
0- 0	0- 0	0- 0	NEUTRAL	0- 0	0- 0	0- 0				
8- 2	0- 1	0- 0	NON-CONFERENCE	1- 0	1- 0	6- 1				
3- 0	0- 0	0- 0	HOME	1- 0	1- 0	1- 0				
5- 2	0- 1	0- 0	AWAY	0- 0	0- 0	5- 1				
0- 0	0- 0	0- 0	NEUTRAL	0- 0	0- 0	0- 0				
6- 2	1- 1	1- 0	CONFERENCE	2- 1	0- 0	2- 0				
3- 1	0- 1	0- 0	HOME	2- 0	0- 0	1- 0				
3- 1	1- 0	1- 0	AWAY	0- 1	0- 0	1- 0				
0- 0	0- 0	0- 0	NEUTRAL	0- 0	0- 0	0- 0				

RPI 1-25				RPI 26-50				RPI 51-100				RPI 101+			
RPI	S	Opponent	Score	RPI	S	Opponent	Score	RPI	S	Opponent	Score	RPI	S	Opponent	Score
3	A	Louisville	73 95	40	A	Ohio	67 61	75	H	Kent St.	79 63	127	H	High Point	68 55
21	A	Central Mich.	70 67					83	H	Toledo	65 64	180	H	Ball St.	60 57
25	H	Buffalo	59 66					89	H	Cincinnati	78 65	224	A	Jacksonville St.	58 41
								98	A	Northern Ill.	71 82	275	A	Canisius	62 59
												283	A	Western Mich.	81 62
												294	A	Valparaiso	68 47
												323	H	Eastern Ky.	60 44
												329	A	Detroit Mercy	78 59
												331	A	UIC	65 56
												349	A	Florida A&M	56 57
LAST 12 Division I GAMES:															
283	A	Western Mich.	81 62	83	H	Toledo	65 64								
40	A	Ohio	67 61	98	A	Northern Ill.	71 82	224	A	Jacksonville St.	58 41				
75	H	Kent St.	79 63					349	A	Florida A&M	56 57				
180	H	Ball St.	60 57					294	A	Valparaiso	68 47				
21	A	Central Mich.	70 67					89	H	Cincinnati	78 65				
25	H	Buffalo	59 66												

Non-Div I Games: Ohio Dominican 74 29

Miami (OH)

Loss, Non-Conf, S Site, H Home A Away N Neutral

Average RPI Win:	191	WON-LOST	WINNING	LAST 10	STRENGTH OF	OPP. STRENGTH	TEAM	ADJ.	CONF.	ADJ CONF.
Average RPI Loss:	31	RECORD	PCT. RANK	GAMES	SCHEDULE	OF SCHEDULE	RPI	RPI	RPI	RPI
DIV. I ONLY	14- 9	113	1- 1	65	63	57	57	4	4	
DIV. I NON-CONF.	9- 3	61	1- 1	227	138	86	86	6	6	
TOTALS	RPI 1-25	RPI 26-50	W-L RECORDS	RPI 51-100	RPI 101-150	RPI 150+				
14- 9	1- 5	1- 3	OVERALL	1- 1	3- 0	8- 0				
9- 1	1- 1	0- 0	HOME	1- 0	2- 0	5- 0				
3- 7	0- 4	0- 2	AWAY	0- 1	0- 0	3- 0				
2- 1	0- 0	1- 1	NEUTRAL	0- 0	1- 0	0- 0				
9- 3	0- 2	1- 1	NON-CONFERENCE	0- 0	1- 0	7- 0				
5- 0	0- 0	0- 0	HOME	0- 0	0- 0	5- 0				
2- 2	0- 2	0- 0	AWAY	0- 0	0- 0	2- 0				
2- 1	0- 0	1- 1	NEUTRAL	0- 0	1- 0	0- 0				
5- 6	1- 3	0- 2	CONFERENCE	1- 1	2- 0	1- 0				
4- 1	1- 1	0- 0	HOME	1- 0	2- 0	0- 0				
1- 5	0- 2	0- 2	AWAY	0- 1	0- 0	1- 0				
0- 0	0- 0	0- 0	NEUTRAL	0- 0	0- 0	0- 0				

RPI	S	Opponent	Score	RPI	S	Opponent	Score	RPI	S	Opponent	Score	RPI	S	Opponent	Score
8	A	Marquette	74 85	30	N	Texas	52 69	87	H	Northwestern	79 78	110	H	Ohio St.	62 58
9	A	NC State	55 66	33	A	Indiana	60 70	100	A	Nebraska	56 70	129	H	Minnesota	76 60
13	A	Iowa	61 75	36	N	Missouri	70 54					135	N	Washington	80 73
13	H	Iowa	90 81	44	A	Purdue	70 71					174	H	Southern U.	76 35
20	A	Maryland	69 83									177	A	Wisconsin	76 70
24	H	Michigan St.	73 77									246	H	Mt. St. Mary's	88 40
												283	A	Western Mich.	79 42
												301	H	Morgan St.	70 47
												304	A	Oakland	85 59
												329	H	Detroit Mercy	95 62
												351	H	LIU Brooklyn	83 38
LAST 12 Division I GAMES:															
135	N	Washington	80 73	110	H	Ohio St.	62 58	13	A	Iowa	61 75	20	A	Maryland	69 83
30	N	Texas	52 69	87	H	Northwestern	79 78	44	A	Purdue	70 71	129	H	Minnesota	76 60
177	A	Wisconsin	76 70												
13	H	Iowa	90 81												
24	H	Michigan St.	73 77												
33	A	Indiana	60 70												

Non-Div I Games:

Michigan

Average RPI Win:	145	WON-LOST	WINNING	LAST 10	STRENGTH OF	OPP. STRENGTH	TEAM	ADJ.	CONF.	ADJ CONF.
Average RPI Loss:	51	RECORD	PCT. RANK	GAMES	SCHEDULE	OF SCHEDULE	RPI	RPI	RPI	RPI
DIV. I ONLY	16- 5	45	1- 0	56	36	24	24	4	4	
DIV. I NON-CONF.	10- 1	17	0- 0	189	39	38	38	6	6	
TOTALS	RPI 1-25	RPI 26-50	W-L RECORDS	RPI 51-100	RPI 101-150	RPI 150+				
16- 5	3- 2	1- 1	OVERALL	3- 1	2- 1	7- 0				
12- 0	3- 0	1- 0	HOME	1- 0	2- 0	5- 0				
3- 4	0- 1	0- 1	AWAY	2- 1	0- 1	1- 0				
1- 1	0- 1	0- 0	NEUTRAL	0- 0	0- 0	1- 0				
10- 1	1- 1	0- 0	NON-CONFERENCE	2- 0	1- 0	6- 0				
7- 0	1- 0	0- 0	HOME	1- 0	1- 0	4- 0				
2- 0	0- 0	0- 0	AWAY	1- 0	0- 0	1- 0				
1- 1	0- 1	0- 0	NEUTRAL	0- 0	0- 0	1- 0				
6- 4	2- 1	1- 1	CONFERENCE	1- 1	1- 1	1- 0				
5- 0	2- 0	1- 0	HOME	0- 0	1- 0	1- 0				
1- 4	0- 1	0- 1	AWAY	1- 1	0- 1	0- 0				
0- 0	0- 0	0- 0	NEUTRAL	0- 0	0- 0	0- 0				

RPI	S	Opponent	Score	RPI	S	Opponent	Score	RPI	S	Opponent	Score	RPI	S	Opponent	Score
5	H	Oregon	88 82	33	A	Indiana	64 68	57	A	Michigan	77 73	101	H	Virginia	91 66
9	N	NC State	74 78	44	H	Purdue	74 66	84	H	Wright St.	84 68	110	A	Ohio St.	55 65
13	H	Iowa	84 70					87	A	Northwestern	62 70	129	H	Minnesota	86 68
15	A	Rutgers	62 76					96	A	Hartford	74 66	188	H	Illinois	77 60
20	H	Maryland	77 60									218	H	Bowling Green	99 69
												234	H	Texas Southern	91 45
												247	H	ETSU	75 53
												288	H	Fla. Atlantic	89 74
												295	N	Kennesaw St.	75 51
												304	A	Oakland	102 58
LAST 12 Division I GAMES:															
44	H	Purdue	74 66	129	H	Minnesota	86 68	33	A	Indiana	64 68				
57	A	Michigan	77 73	87	A	Northwestern	62 70	13	H	Iowa	84 70				
188	H	Illinois	77 60	288	H	Fla. Atlantic	89 74	20	H	Maryland	77 60				
15	A	Rutgers	62 76	96	A	Hartford	74 66	110	A	Ohio St.	55 65				

Non-Div I Games:

Michigan St.

Average RPI Win:	208	WON-LOST	WINNING	LAST 10	STRENGTH OF	OPP. STRENGTH	TEAM	ADJ.	CONF.	ADJ CONF.
Average RPI Loss:	83	RECORD	PCT. RANK	GAMES	SCHEDULE	OF SCHEDULE	RPI	RPI	RPI	RPI
DIV. I ONLY	17- 5	37	0- 1	142	165	58	58	14	14	
DIV. I NON-CONF.	9- 4	85	0- 1	88	218	52	52	18	18	
TOTALS	RPI 1-25	RPI 26-50	W-L RECORDS	RPI 51-100	RPI 101-150	RPI 150+				
17- 5	0- 0	0- 2	OVERALL	1- 1	2- 2	14- 0				
8- 2	0- 0	0- 1	HOME	0- 1	1- 0	7- 0				
7- 3	0- 0	0- 1	AWAY	1- 0	0- 2	6- 0				
2- 0	0- 0	0- 0	NEUTRAL	0- 0	1- 0	1- 0				
9- 4	0- 0	0- 1	NON-CONFERENCE	1- 1	1- 2	7- 0				
4- 1	0- 0	0- 0	HOME	0- 1	0- 0	4- 0				
3- 3	0- 0	0- 1	AWAY	1- 0	0- 2	2- 0				
2- 0	0- 0	0- 0	NEUTRAL	0- 0	1- 0	1- 0				
8- 1	0- 0	0- 1	CONFERENCE	0- 0	1- 0	7- 0				
4- 1	0- 0	0- 1	HOME	0- 0	1- 0	3- 0				
4- 0	0- 0	0- 0	AWAY	0- 0	0- 0	4- 0				
0- 0	0- 0	0- 0	NEUTRAL	0- 0	0- 0	0- 0				

RPI S	Opponent	Score	RPI S	Opponent	Score	RPI S	Opponent	Score	RPI S	Opponent	Score
34	A Kentucky	55 72	37	H Rice	47 60	64	H Belmont	38 45	130	N Chattanooga	58 47
						91	A Troy	67 64	139	A Fordham	49 61
									141	H UAB	60 44
									142	A Tennessee Tech	64 68
									154	H Georgia St.	69 54
									159	H Louisiana Tech	75 38
									173	H Vanderbilt	65 58
									176	H North Texas	61 46
									186	H Southern Miss.	66 49
									195	H UNC Asheville	67 46
									211	A UNLV	66 62
									226	N Dartmouth	70 58
									244	A Furman	78 71
									276	A UTSA	72 52
									278	A UTEP	79 49
									288	A Fla. Atlantic	74 55
									300	H Mississippi Val.	101 51
									314	A FIU	49 43
LAST 12 Division I GAMES:											
139	A Fordham	49 61	276	A UTSA	72 52						
211	A UNLV	66 62	159	H Louisiana Tech	75 38						
141	H UAB	60 44	186	H Southern Miss.	66 49						
176	H North Texas	61 46	288	A Fla. Atlantic	74 55						
37	H Rice	47 60	314	A FIU	49 43						
278	A UTEP	79 49	130	N Chattanooga	58 47						

Non-Div I Games:

Middle Tenn.

■ Loss,
 ■ Non-Conf, S Site,
 ■ Home
 ■ Away
 N Neutral

Average RPI Win:	266	WON-LOST	WINNING	LAST 10	STRENGTH OF	OPP. STRENGTH	TEAM	ADJ.	CONF.	ADJ CONF.
Average RPI Loss:	97	RECORD	PCT. RANK	GAMES	SCHEDULE	OF SCHEDULE	RPI	RPI	RPI	RPI
DIV. I ONLY	10- 11	178	0- 1	207	150	190	190	20	20	
DIV. I NON-CONF.	5- 6	177	0- 0	134	116	168	168	17	17	
TOTALS	RPI 1-25	RPI 26-50	W-L RECORDS	RPI 51-100	RPI 101-150	RPI 150+				
10- 11	0- 2	0- 1	OVERALL	0- 4	1- 2	9- 2				
5- 5	0- 2	0- 0	HOME	0- 1	1- 1	4- 1				
4- 6	0- 0	0- 1	AWAY	0- 3	0- 1	4- 1				
1- 0	0- 0	0- 0	NEUTRAL	0- 0	0- 0	1- 0				
5- 6	0- 2	0- 1	NON-CONFERENCE	0- 1	0- 1	5- 1				
2- 3	0- 2	0- 0	HOME	0- 0	0- 0	2- 1				
2- 3	0- 0	0- 1	AWAY	0- 1	0- 1	2- 0				
1- 0	0- 0	0- 0	NEUTRAL	0- 0	0- 0	1- 0				
5- 5	0- 0	0- 0	CONFERENCE	0- 3	1- 1	4- 1				
3- 2	0- 0	0- 0	HOME	0- 1	1- 1	2- 0				
2- 3	0- 0	0- 0	AWAY	0- 2	0- 0	2- 1				
0- 0	0- 0	0- 0	NEUTRAL	0- 0	0- 0	0- 0				

RPI 1-25				RPI 26-50				RPI 51-100				RPI 101+ Team's RPI: 190			
RPI	S	Opponent	Score	RPI	S	Opponent	Score	RPI	S	Opponent	Score	RPI	S	Opponent	Score
8	H	Marquette	74 83	33	A	Indiana	66 68	53	A	Saint Mary's (CA)	71 73	125	H	Youngstown St.	71 68
23	H	Florida St.	62 87					73	A	Green Bay	45 59	128	A	Fresno St.	48 65
								73	H	Green Bay	62 76	134	H	IUPUI	66 67
								84	A	Wright St.	57 61	169	N	UC Riverside	56 54
												177	H	Wisconsin	57 68
												222	A	North Dakota	64 46
												264	H	Columbia	78 65
												270	H	Cleveland St.	59 53
												281	A	Northern Ky.	54 55
												304	A	Oakland	79 52
												311	A	North Dakota St.	57 55
												329	A	Detroit Mercy	62 44
												331	H	UIC	72 53
												332	H	Purdue Fort Wayne	70 48
LAST 12 Division I GAMES:															
73	A	Green Bay	45 59	125	H	Youngstown St.	71 68								
331	H	UIC	72 53	84	A	Wright St.	57 61								
134	H	IUPUI	66 67	281	A	Northern Ky.	54 55								
329	A	Detroit Mercy	62 44	73	H	Green Bay	62 76								
304	A	Oakland	79 52	23	H	Florida St.	62 87								
270	H	Cleveland St.	59 53	311	A	North Dakota St.	57 55								

Non-Div I Games:

Milwaukee

■ Loss,
 ■ Non-Conf, S Site,
 ■ Home
 ■ Away
 N Neutral

Average RPI Win:	201	WON-LOST	WINNING	LAST 10	STRENGTH OF	OPP. STRENGTH	TEAM	ADJ.	CONF.	ADJ CONF.
Average RPI Loss:	77	RECORD	PCT. RANK	GAMES	SCHEDULE	OF SCHEDULE	RPI	RPI	RPI	RPI
DIV. I ONLY	15- 7	82	1- 0	200	67	129	129	4	4	
DIV. I NON-CONF.	11- 0	1	0- 0	335	186	83	83	6	6	
TOTALS	RPI 1-25	RPI 26-50	W-L RECORDS	RPI 51-100	RPI 101-150	RPI 150+				
15- 7	2- 2	0- 1	OVERALL	1- 2	1- 1	11- 1				
11- 4	2- 1	0- 1	HOME	0- 0	0- 1	9- 1				
4- 3	0- 1	0- 0	AWAY	1- 2	1- 0	2- 0				
0- 0	0- 0	0- 0	NEUTRAL	0- 0	0- 0	0- 0				
11- 0	1- 0	0- 0	NON-CONFERENCE	0- 0	1- 0	9- 0				
9- 0	1- 0	0- 0	HOME	0- 0	0- 0	8- 0				
2- 0	0- 0	0- 0	AWAY	0- 0	1- 0	1- 0				
0- 0	0- 0	0- 0	NEUTRAL	0- 0	0- 0	0- 0				
4- 7	1- 2	0- 1	CONFERENCE	1- 2	0- 1	2- 1				
2- 4	1- 1	0- 1	HOME	0- 0	0- 1	1- 1				
2- 3	0- 1	0- 0	AWAY	1- 2	0- 0	1- 0				
0- 0	0- 0	0- 0	NEUTRAL	0- 0	0- 0	0- 0				

RPI S	Opponent	Score	RPI S	Opponent	Score	RPI S	Opponent	Score	RPI S	Opponent	Score	Team's RPI: 129
10	H Syracuse	72 68	44	H Purdue	53 64	57	A Michigan	60 76	103	A Boston College	77 69	
13	H Iowa	63 81				87	A Northwestern	61 54	110	H Ohio St.	55 65	
15	H Rutgers	60 46				100	A Nebraska	57 63	170	A Xavier	78 53	
24	A Michigan St.	68 86							177	A Wisconsin	78 50	
									177	H Wisconsin	74 56	
									188	H Illinois	62 66	
									199	H Rhode Island	91 71	
									248	H Cornell	65 45	
									252	H Air Force	67 50	
									254	H San Diego	53 48	
									317	H Coppin St.	84 52	
									325	H Incarnate Word	75 39	
									328	H New Hampshire	70 47	
									346	H Ark.-Pine Bluff	84 42	
LAST 12 Division I GAMES:												
15	H Rutgers	60 46	13	H Iowa	63 81							
87	A Northwestern	61 54	24	A Michigan St.	68 86							
110	H Ohio St.	55 65	188	H Illinois	62 66							
44	H Purdue	53 64	57	A Michigan	60 76							
100	A Nebraska	57 63	177	H Wisconsin	74 56							
177	A Wisconsin	78 50	199	H Rhode Island	91 71							

Non-Div I Games:

Minnesota

■ Loss,
■ Non-Conf, S Site,
■ Home
■ Away
N Neutral

Average RPI Win:	133	WON-LOST	WINNING	LAST 10	STRENGTH OF	OPP. STRENGTH	TEAM	ADJ.	CONF.	ADJ CONF.
Average RPI Loss:	5	RECORD	PCT. RANK	GAMES	SCHEDULE	OF SCHEDULE	RPI	RPI	RPI	RPI
DIV. I ONLY	21- 1	1	1- 0	53	39	7	7	5	5	
DIV. I NON-CONF.	12- 1	11	0- 0	95	41	13	13	5	5	
TOTALS	RPI 1-25	RPI 26-50	W-L RECORDS	RPI 51-100	RPI 101-150	RPI 150+				
21- 1	2- 1	2- 0	OVERALL	5- 0	4- 0	8- 0				
11- 0	2- 0	1- 0	HOME	1- 0	1- 0	6- 0				
10- 1	0- 1	1- 0	AWAY	4- 0	3- 0	2- 0				
0- 0	0- 0	0- 0	NEUTRAL	0- 0	0- 0	0- 0				
12- 1	1- 1	1- 0	NON-CONFERENCE	2- 0	2- 0	6- 0				
7- 0	1- 0	0- 0	HOME	1- 0	0- 0	5- 0				
5- 1	0- 1	1- 0	AWAY	1- 0	2- 0	1- 0				
0- 0	0- 0	0- 0	NEUTRAL	0- 0	0- 0	0- 0				
9- 0	1- 0	1- 0	CONFERENCE	3- 0	2- 0	2- 0				
4- 0	1- 0	1- 0	HOME	0- 0	1- 0	1- 0				
5- 0	0- 0	0- 0	AWAY	3- 0	1- 0	1- 0				
0- 0	0- 0	0- 0	NEUTRAL	0- 0	0- 0	0- 0				

RPI 1-25				RPI 26-50				RPI 51-100				RPI 101+			
RPI	S	Opponent	Score	RPI	S	Opponent	Score	RPI	S	Opponent	Score	RPI	S	Opponent	Score
5	A	Oregon	74 82	30	A	Texas	67 49	51	A	Auburn	85 59	101	A	Virginia	72 44
8	H	Marquette	87 82	34	H	Kentucky	86 71	54	A	LSU	68 35	107	H	Georgia	80 71
16	H	South Carolina	89 74					71	H	Lamar University	104 53	113	A	Alabama	65 49
								74	A	Arkansas	93 69	135	A	Washington	103 56
								79	A	Little Rock	98 63	186	A	Southern Miss.	86 42
												200	H	Ole Miss	80 49
												208	A	Florida	90 42
												217	H	Southeast Mo. St.	88 53
												237	H	Louisiana	104 36
												244	H	Furman	106 41
												305	H	Jackson St.	105 38
												317	H	Coppin St.	110 38
LAST 12 Division I GAMES:															
113	A	Alabama	65 49	107	H	Georgia	80 71								
54	A	LSU	68 35	34	H	Kentucky	86 71								
200	H	Ole Miss	80 49	74	A	Arkansas	93 69								
208	A	Florida	90 42	237	H	Louisiana	104 36								
16	H	South Carolina	89 74	135	A	Washington	103 56								
51	A	Auburn	85 59	5	A	Oregon	74 82								

Non-Div I Games:

Mississippi St.

Loss,
Non-Conf, S Site,
H Home
A Away
N Neutral

Average RPI Win:	265	WON-LOST	WINNING	LAST 10	STRENGTH OF	OPP. STRENGTH	TEAM	ADJ.	CONF.	ADJ CONF.
Average RPI Loss:	194	RECORD	PCT. RANK	GAMES	SCHEDULE	OF SCHEDULE	RPI	RPI	RPI	RPI
DIV. I ONLY	4- 16	314	1- 0	252	337	300	300	29	29	
DIV. I NON-CONF.	1- 10	330	0- 0	89	321	268	268	27	27	
TOTALS	RPI 1-25	RPI 26-50	W-L RECORDS	RPI 51-100	RPI 101-150	RPI 150+				
4- 16	0- 0	0- 1	OVERALL	0- 2	0- 2	4- 11				
1- 4	0- 0	0- 0	HOME	0- 0	0- 1	1- 3				
3- 11	0- 0	0- 1	AWAY	0- 1	0- 1	3- 8				
0- 1	0- 0	0- 0	NEUTRAL	0- 1	0- 0	0- 0				
1- 10	0- 0	0- 1	NON-CONFERENCE	0- 2	0- 2	1- 5				
0- 1	0- 0	0- 0	HOME	0- 0	0- 1	0- 0				
1- 8	0- 0	0- 1	AWAY	0- 1	0- 1	1- 5				
0- 1	0- 0	0- 0	NEUTRAL	0- 1	0- 0	0- 0				
3- 6	0- 0	0- 0	CONFERENCE	0- 0	0- 0	3- 6				
1- 3	0- 0	0- 0	HOME	0- 0	0- 0	1- 3				
2- 3	0- 0	0- 0	AWAY	0- 0	0- 0	2- 3				
0- 0	0- 0	0- 0	NEUTRAL	0- 0	0- 0	0- 0				

RPI S	Opponent	Score	RPI S	Opponent	Score	RPI S	Opponent	Score	RPI S	Opponent	Score	Team's RPI: 300
50	A TCU	47 96	58	A Middle Tenn.	51 101	132	A UT Martin	51 110	146	H North Ala.	72 86	
			91	N Troy	54 75	174	A Southern U.	67 74	181	A Arkansas St.	57 60	
						184	A Nicholls St.	47 72	186	A Southern Miss.	60 67	
						191	H Prairie View	65 75	201	A Grambling	54 52	
						203	A SMU	47 62	232	H Alabama St.	64 62	
						234	H Texas Southern	50 68	282	A Austin Peay	95 89	
						302	H Alabama A&M	60 80	305	A Jackson St.	56 87	
						310	A La.-Monroe	65 72	346	A Ark.-Pine Bluff	62 56	
						350	A Alcorn	63 73				
LAST 12 Division I GAMES:												
201	A Grambling	54 52	232	H Alabama St.	64 62	302	H Alabama A&M	60 80				
305	A Jackson St.	56 87	346	A Ark.-Pine Bluff	62 56	132	A UT Martin	51 110				
234	H Texas Southern	50 68	146	H North Ala.	72 86	181	A Arkansas St.	57 60				
191	H Prairie View	65 75										
174	A Southern U.	67 74										
350	A Alcorn	63 73										

Non-Div I Games:

Mississippi Val.

■ Loss,
 ■ Non-Conf,
 ■ S Site,
 ■ Home
 ■ A Away
 N Neutral

Average RPI Win:	137	WON-LOST	WINNING	LAST 10	STRENGTH OF	OPP. STRENGTH	TEAM	ADJ.	CONF.	ADJ CONF.
Average RPI Loss:	68	RECORD	PCT. RANK	GAMES	SCHEDULE	OF SCHEDULE	RPI	RPI	RPI	RPI
DIV. I ONLY	16- 7	73	1- 0	46	65	36	36	5	5	
DIV. I NON-CONF.	11- 3	56	1- 0	83	98	45	45	5	5	
TOTALS	RPI 1-25	RPI 26-50	W-L RECORDS	RPI 51-100	RPI 101-150	RPI 150+				
16- 7	0- 1	0- 2	OVERALL	7- 3	1- 0	8- 1				
9- 2	0- 0	0- 1	HOME	3- 1	1- 0	5- 0				
5- 4	0- 1	0- 1	AWAY	2- 1	0- 0	3- 1				
2- 1	0- 0	0- 0	NEUTRAL	2- 1	0- 0	0- 0				
11- 3	0- 0	0- 1	NON-CONFERENCE	4- 2	0- 0	7- 0				
5- 2	0- 0	0- 1	HOME	1- 1	0- 0	4- 0				
4- 0	0- 0	0- 0	AWAY	1- 0	0- 0	3- 0				
2- 1	0- 0	0- 0	NEUTRAL	2- 1	0- 0	0- 0				
5- 4	0- 1	0- 1	CONFERENCE	3- 1	1- 0	1- 1				
4- 0	0- 0	0- 0	HOME	2- 0	1- 0	1- 0				
1- 4	0- 1	0- 1	AWAY	1- 1	0- 0	0- 1				
0- 0	0- 0	0- 0	NEUTRAL	0- 0	0- 0	0- 0				

RPI	S	Opponent	Score	RPI	S	Opponent	Score	Team's RPI: 36	RPI	S	Opponent	Score	RPI	S	Opponent	Score
16	A	South Carolina	65 79	34	A	Kentucky	41 52		51	H	Auburn	74 65	107	H	Georgia	61 35
				35	H	South Dakota	61 74		54	A	LSU	51 61	175	H	Texas St.	69 50
									57	N	Michigan	54 70	181	H	Arkansas St.	70 50
									62	N	Quinnipiac	65 51	188	A	Illinois	67 45
									63	A	Tennessee	66 64	196	A	Saint Louis	74 62
									65	A	West Virginia	68 51	200	H	Ole Miss	78 55
									67	H	Missouri St.	65 61	208	A	Florida	56 58
									70	N	Duke	62 54	220	H	UMKC	66 59
									73	H	Green Bay	49 56	235	H	SIUE	59 36
									74	H	Arkansas	71 53	240	A	Western Ill.	89 64
LAST 12 Division I GAMES:																
70	N	Duke	62 54	107	H	Georgia	61 35									
62	N	Quinnipiac	65 51	208	A	Florida	56 58									
54	A	LSU	51 61	74	H	Arkansas	71 53									
51	H	Auburn	74 65	63	A	Tennessee	66 64									
34	A	Kentucky	41 52	200	H	Ole Miss	78 55									
16	A	South Carolina	65 79	181	H	Arkansas St.	70 50									

Non-Div I Games:

Missouri

 Loss,
 Non-Conf,
 S Site,
 H Home
 A Away
N Neutral

Average RPI Win:	176	WON-LOST	WINNING	LAST 10	STRENGTH OF	OPP. STRENGTH	TEAM	ADJ.	CONF.	ADJ CONF.
Average RPI Loss:	104	RECORD	PCT. RANK	GAMES	SCHEDULE	OF SCHEDULE	RPI	RPI	RPI	RPI
DIV. I ONLY	13- 7	96	1- 0	75	123	67	67	13	13	
DIV. I NON-CONF.	4- 7	228	0- 0	52	58	156	156	14	14	
TOTALS	RPI 1-25	RPI 26-50	W-L RECORDS	RPI 51-100	RPI 101-150	RPI 150+				
13- 7	1- 1	0- 3	OVERALL	2- 0	0- 0	10- 3				
7- 2	0- 1	0- 1	HOME	1- 0	0- 0	6- 0				
4- 5	1- 0	0- 2	AWAY	1- 0	0- 0	2- 3				
2- 0	0- 0	0- 0	NEUTRAL	0- 0	0- 0	2- 0				
4- 7	0- 1	0- 3	NON-CONFERENCE	1- 0	0- 0	3- 3				
2- 2	0- 1	0- 1	HOME	1- 0	0- 0	1- 0				
0- 5	0- 0	0- 2	AWAY	0- 0	0- 0	0- 3				
2- 0	0- 0	0- 0	NEUTRAL	0- 0	0- 0	2- 0				
9- 0	1- 0	0- 0	CONFERENCE	1- 0	0- 0	7- 0				
5- 0	0- 0	0- 0	HOME	0- 0	0- 0	5- 0				
4- 0	1- 0	0- 0	AWAY	1- 0	0- 0	2- 0				
0- 0	0- 0	0- 0	NEUTRAL	0- 0	0- 0	0- 0				

RPI 1-25				RPI 26-50				RPI 51-100				RPI 101+			
RPI	S	Opponent	Score	RPI	S	Opponent	Score	RPI	S	Opponent	Score	RPI	S	Opponent	Score
12	H	Gonzaga	67 70	33	A	Indiana	74 98	79	H	Little Rock	48 44	155	H	Southern Ill.	66 51
19	A	Drake	85 79	35	H	South Dakota	74 85	93	A	UNI	63 58	156	A	Bradley	68 56
				36	A	Missouri	61 65					159	N	Louisiana Tech	82 70
												171	A	Santa Clara	73 77
												172	H	Indiana St.	71 58
												176	A	North Texas	76 83
												180	H	Ball St.	74 54
												185	A	Illinois St.	59 47
												228	H	Loyola Chicago	84 49
												235	N	SIUE	68 65
												263	A	Wichita St.	60 63
												294	H	Valparaiso	108 63
												338	H	Evansville	88 66
LAST 12 Division I GAMES:															
				93	A	UNI	63 58	155	H	Southern Ill.	66 51				
				19	A	Drake	85 79	338	H	Evansville	88 66				
				294	H	Valparaiso	108 63	172	H	Indiana St.	71 58				
				228	H	Loyola Chicago	84 49	79	H	Little Rock	48 44				
				185	A	Illinois St.	59 47	235	N	SIUE	68 65				
				156	A	Bradley	68 56	159	N	Louisiana Tech	82 70				

Non-Div I Games:

Missouri St.

■ Loss,
■ Non-Conf, S Site,
■ Home
■ Away
N Neutral

Average RPI Win: 255	WON-LOST	WINNING	LAST 10	STRENGTH OF	OPP. STRENGTH	TEAM	ADJ.	CONF.	ADJ CONF.
Average RPI Loss: 158	RECORD	PCT. RANK	GAMES	SCHEDULE	OF SCHEDULE	RPI	RPI	RPI	RPI
DIV. I ONLY	8- 12	231	1- 0	202	242	227	227	27	27
DIV. I NON-CONF.	4- 7	228	0- 0	202	225	233	233	28	28
TOTALS	RPI 1-25	RPI 26-50	W-L RECORDS	RPI 51-100	RPI 101-150	RPI 150+			
8- 12	0- 0	0- 1	OVERALL	0- 4	0- 2	8- 5			
4- 6	0- 0	0- 1	HOME	0- 2	0- 0	4- 3			
4- 6	0- 0	0- 0	AWAY	0- 2	0- 2	4- 2			
0- 0	0- 0	0- 0	NEUTRAL	0- 0	0- 0	0- 0			
4- 7	0- 0	0- 1	NON-CONFERENCE	0- 2	0- 1	4- 3			
2- 3	0- 0	0- 1	HOME	0- 1	0- 0	2- 1			
2- 4	0- 0	0- 0	AWAY	0- 1	0- 1	2- 2			
0- 0	0- 0	0- 0	NEUTRAL	0- 0	0- 0	0- 0			
4- 5	0- 0	0- 0	CONFERENCE	0- 2	0- 1	4- 2			
2- 3	0- 0	0- 0	HOME	0- 1	0- 0	2- 2			
2- 2	0- 0	0- 0	AWAY	0- 1	0- 1	2- 0			
0- 0	0- 0	0- 0	NEUTRAL	0- 0	0- 0	0- 0			

RPI S	Opponent	Score	RPI S	Opponent	Score	RPI S	Opponent	Score	RPI S	Opponent	Score	Team's RPI: 227
48	H Bucknell	32 70	56	A Virginia Tech	49 82	136	A Lehigh	48 63				
			62	A Quinnipiac	38 67	150	A Marist	45 69				
			62	H Quinnipiac	46 58	187	A George Washington	55 51				
			78	H Princeton	47 79	193	H Rider	43 55				
						215	H Navy	68 67				
						216	A East Carolina	67 73				
						229	H Niagara	76 54				
						238	H Albany (NY)	64 56				
						243	A Sacred Heart	55 50				
						271	H Siena	68 77				
						275	H Canisius	67 61				
						297	H Loyola Maryland	67 75				
						318	A Fairfield	73 63				
						321	A Lafayette	69 73				
						333	A Iona	55 38				
LAST 12 Division I GAMES:												
318	A Fairfield	73 63	62	A Quinnipiac	38 67							
62	H Quinnipiac	46 58	193	H Rider	43 55							
229	H Niagara	76 54	333	A Iona	55 38							
275	H Canisius	67 61	297	H Loyola Maryland	67 75							
271	H Siena	68 77	215	H Navy	68 67							
150	A Marist	45 69	78	H Princeton	47 79							

Non-Div I Games:

Monmouth

■ Loss,
 ■ Non-Conf,
 ■ S Site,
 ■ H Home
 ■ A Away
 N Neutral

Average RPI Win:	210	WON-LOST	WINNING	LAST 10	STRENGTH OF	OPP. STRENGTH	TEAM	ADJ.	CONF.	ADJ CONF.
Average RPI Loss:	104	RECORD	PCT. RANK	GAMES	SCHEDULE	OF SCHEDULE	RPI	RPI	RPI	RPI
DIV. I ONLY	9- 9	159	1- 0	122	138	145	145	16	16	
DIV. I NON-CONF.	4- 4	162	1- 0	34	87	76	76	12	12	
TOTALS	RPI 1-25	RPI 26-50	W-L RECORDS	RPI 51-100	RPI 101-150	RPI 150+				
9- 9	0- 1	0- 1	OVERALL	3- 2	0- 3	6- 2				
5- 3	0- 0	0- 1	HOME	3- 0	0- 1	2- 1				
3- 6	0- 1	0- 0	AWAY	0- 2	0- 2	3- 1				
1- 0	0- 0	0- 0	NEUTRAL	0- 0	0- 0	1- 0				
4- 4	0- 1	0- 1	NON-CONFERENCE	2- 1	0- 1	2- 0				
2- 1	0- 0	0- 1	HOME	2- 0	0- 0	0- 0				
1- 3	0- 1	0- 0	AWAY	0- 1	0- 1	1- 0				
1- 0	0- 0	0- 0	NEUTRAL	0- 0	0- 0	1- 0				
5- 5	0- 0	0- 0	CONFERENCE	1- 1	0- 2	4- 2				
3- 2	0- 0	0- 0	HOME	1- 0	0- 1	2- 1				
2- 3	0- 0	0- 0	AWAY	0- 1	0- 1	2- 1				
0- 0	0- 0	0- 0	NEUTRAL	0- 0	0- 0	0- 0				

RPI	S	Opponent	Score	RPI	S	Opponent	Score	RPI	S	Opponent	Score	RPI	S	Opponent	Score	Team's RPI: 145
12	A	Gonzaga	52 76	35	H	South Dakota	41 64	72	A	Arizona	51 100	108	H	Northern Colo.	62 73	
								75	A	Idaho St.	34 50	135	A	Washington	54 69	
								80	H	UC Davis	62 56	140	A	Montana St.	52 74	
								95	H	Idaho	82 79	163	A	Portland St.	60 78	
								98	H	Northern Ill.	86 70	197	H	Eastern Wash.	62 68	
												205	N	Saint Francis (PA)	79 77	
												236	A	Sacramento St.	88 86	
												259	H	Southern Utah	79 57	
												265	H	Northern Ariz.	78 62	
												308	A	Weber St.	72 60	
												340	A	Grand Canyon	69 47	
LAST 12 Division I GAMES:																
205	N	Saint Francis (PA)	79 77	108	H	Northern Colo.	62 73									
80	H	UC Davis	62 56	197	H	Eastern Wash.	62 68									
140	A	Montana St.	52 74	163	A	Portland St.	60 78									
308	A	Weber St.	72 60	236	A	Sacramento St.	88 86									
75	A	Idaho St.	34 50	259	H	Southern Utah	79 57									
95	H	Idaho	82 79	265	H	Northern Ariz.	78 62									

Non-Div I Games: Providence (MT) 90 45

Montana

Average RPI Win:	223	WON-LOST	WINNING	LAST 10	STRENGTH OF	OPP. STRENGTH	TEAM	ADJ.	CONF.	ADJ CONF.
Average RPI Loss:	83	RECORD	PCT. RANK	GAMES	SCHEDULE	OF SCHEDULE	RPI	RPI	RPI	RPI
DIV. I ONLY	10- 10	159	1- 0	107	128	140	140	16	16	
DIV. I NON-CONF.	4- 5	190	1- 0	46	55	98	98	12	12	
TOTALS	RPI 1-25	RPI 26-50	W-L RECORDS	RPI 51-100	RPI 101-150	RPI 150+				
10- 10	0- 1	0- 3	OVERALL	0- 3	2- 1	8- 2				
5- 4	0- 0	0- 1	HOME	0- 1	1- 1	4- 1				
4- 6	0- 1	0- 2	AWAY	0- 2	1- 0	3- 1				
1- 0	0- 0	0- 0	NEUTRAL	0- 0	0- 0	1- 0				
4- 5	0- 1	0- 3	NON-CONFERENCE	0- 1	0- 0	4- 0				
2- 1	0- 0	0- 1	HOME	0- 0	0- 0	2- 0				
1- 4	0- 1	0- 2	AWAY	0- 1	0- 0	1- 0				
1- 0	0- 0	0- 0	NEUTRAL	0- 0	0- 0	1- 0				
6- 5	0- 0	0- 0	CONFERENCE	0- 2	2- 1	4- 2				
3- 3	0- 0	0- 0	HOME	0- 1	1- 1	2- 1				
3- 2	0- 0	0- 0	AWAY	0- 1	1- 0	2- 1				
0- 0	0- 0	0- 0	NEUTRAL	0- 0	0- 0	0- 0				

RPI 1-25				RPI 26-50				RPI 51-100				RPI 101+ Team's RPI: 140			
RPI	S	Opponent	Score	RPI	S	Opponent	Score	RPI	S	Opponent	Score	RPI	S	Opponent	Score
8	A	Marquette	52 100	28	H	South Dakota St.	67 88	61	A	SFA	53 60	108	A	Northern Colo.	79 66
				46	A	Wyoming	58 66	75	A	Idaho St.	43 61	108	H	Northern Colo.	73 84
				50	A	TCU	49 71	95	H	Idaho	66 82	145	H	Montana	74 52
												163	A	Portland St.	53 55
												164	N	Delaware	69 60
												175	A	Texas St.	67 59
												197	H	Eastern Wash.	87 89
												236	A	Sacramento St.	69 53
												249	H	Long Beach St.	85 62
												259	H	Southern Utah	69 64
												265	H	Northern Ariz.	80 70
												308	A	Weber St.	66 59
												322	H	Omaha	59 56
LAST 12 Division I GAMES:															
175	A	Texas St.	67 59	108	A	Northern Colo.	79 66	95	H	Idaho	66 82	236	A	Sacramento St.	69 53
108	H	Northern Colo.	73 84	265	H	Northern Ariz.	80 70	163	A	Portland St.	53 55	259	H	Southern Utah	69 64
145	H	Montana	74 52	197	H	Eastern Wash.	87 89								
75	A	Idaho St.	43 61												
308	A	Weber St.	66 59												

Non-Div I Games: Carroll (MT) 64 48

Montana St.

Loss, Non-Conf, S Site, H Home A Away N Neutral

Average RPI Win:	248	WON-LOST	WINNING	LAST 10	STRENGTH OF	OPP. STRENGTH	TEAM	ADJ.	CONF.	ADJ CONF.
Average RPI Loss:	141	RECORD	PCT. RANK	GAMES	SCHEDULE	OF SCHEDULE	RPI	RPI	RPI	RPI
DIV. I ONLY	15- 6	64	1- 0	225	294	117	117	22	22	
DIV. I NON-CONF.	7- 4	109	0- 0	268	290	158	158	21	21	
TOTALS	RPI 1-25	RPI 26-50	W-L RECORDS	RPI 51-100	RPI 101-150	RPI 150+				
15- 6	0- 1	0- 1	OVERALL	0- 1	3- 0	12- 3				
8- 1	0- 0	0- 0	HOME	0- 0	2- 0	6- 1				
7- 5	0- 1	0- 1	AWAY	0- 1	1- 0	6- 2				
0- 0	0- 0	0- 0	NEUTRAL	0- 0	0- 0	0- 0				
7- 4	0- 1	0- 1	NON-CONFERENCE	0- 0	1- 0	6- 2				
4- 1	0- 0	0- 0	HOME	0- 0	0- 0	4- 1				
3- 3	0- 1	0- 1	AWAY	0- 0	1- 0	2- 1				
0- 0	0- 0	0- 0	NEUTRAL	0- 0	0- 0	0- 0				
8- 2	0- 0	0- 0	CONFERENCE	0- 1	2- 0	6- 1				
4- 0	0- 0	0- 0	HOME	0- 0	2- 0	2- 0				
4- 2	0- 0	0- 0	AWAY	0- 1	0- 0	4- 1				
0- 0	0- 0	0- 0	NEUTRAL	0- 0	0- 0	0- 0				

RPI 1-25				RPI 26-50				RPI 51-100				RPI 101+ Team's RPI: 117			
RPI	S	Opponent	Score	RPI	S	Opponent	Score	RPI	S	Opponent	Score	RPI	S	Opponent	Score
2	A	Baylor	58 96	34	A	Kentucky	57 87	64	A	Belmont	50 77	116	A	Radford	79 72
												132	H	UT Martin	85 75
												142	H	Tennessee Tech	77 56
												205	A	Saint Francis (PA)	83 89
												217	H	Southeast Mo. St.	82 54
												224	H	Jacksonville St.	66 55
												233	A	N.C. A&T	72 67
												235	A	SIUE	73 67
												255	A	Gardner-Webb	84 69
												257	H	St. Francis Brooklyn	94 101
												279	A	Eastern Ill.	67 57
												282	A	Austin Peay	80 81
												289	A	Murray St.	83 61
												292	A	Tennessee St.	85 62
												294	H	Valparaiso	68 62
												330	H	Lipscomb	79 44
												338	H	Evansville	85 63
												345	H	Chicago St.	104 68
LAST 12 Division I GAMES:															
279	A	Eastern Ill.	67 57	292	A	Tennessee St.	85 62								
235	A	SIUE	73 67	64	A	Belmont	50 77								
224	H	Jacksonville St.	66 55	282	A	Austin Peay	80 81								
142	H	Tennessee Tech	77 56	289	A	Murray St.	83 61								
132	H	UT Martin	85 75	330	H	Lipscomb	79 44								
217	H	Southeast Mo. St.	82 54	205	A	Saint Francis (PA)	83 89								

Non-Div I Games: Alice Lloyd 121 56 Ky. Christian 119 28

Morehead St.

■ Loss,
 ■ Non-Conf,
 ■ S Site,
 ■ Home
 ■ A Away
 N Neutral

Average RPI Win: 326	WON-LOST	WINNING	LAST 10	STRENGTH OF	OPP. STRENGTH	TEAM	ADJ.	CONF.	ADJ CONF.
Average RPI Loss: 171	RECORD	PCT. RANK	GAMES	SCHEDULE	OF SCHEDULE	RPI	RPI	RPI	RPI
DIV. I ONLY	6- 15	283	0- 1	271	334	301	301	32	32
DIV. I NON-CONF.	1- 11	335	0- 1	148	217	316	316	32	32
TOTALS	RPI 1-25	RPI 26-50	W-L RECORDS	RPI 51-100	RPI 101-150	RPI 150+			
6- 15	0- 1	0- 0	OVERALL	0- 4	0- 2	6- 8			
4- 4	0- 0	0- 0	HOME	0- 0	0- 0	4- 4			
2- 8	0- 0	0- 0	AWAY	0- 4	0- 1	2- 3			
0- 3	0- 1	0- 0	NEUTRAL	0- 0	0- 1	0- 1			
1- 11	0- 1	0- 0	NON-CONFERENCE	0- 4	0- 2	1- 4			
1- 2	0- 0	0- 0	HOME	0- 0	0- 0	1- 2			
0- 6	0- 0	0- 0	AWAY	0- 4	0- 1	0- 1			
0- 3	0- 1	0- 0	NEUTRAL	0- 0	0- 1	0- 1			
5- 4	0- 0	0- 0	CONFERENCE	0- 0	0- 0	5- 4			
3- 2	0- 0	0- 0	HOME	0- 0	0- 0	3- 2			
2- 2	0- 0	0- 0	AWAY	0- 0	0- 0	2- 2			
0- 0	0- 0	0- 0	NEUTRAL	0- 0	0- 0	0- 0			

RPI 1-25			RPI 26-50			RPI 51-100			RPI 101+ Team's RPI: 301		
RPI	S	Opponent	Score	RPI	S	Opponent	Score	RPI	S	Opponent	Score
20	N	Maryland	44 68					57	A	Michigan	47 70
								61	A	SFA	42 69
								65	A	West Virginia	37 72
								96	A	Hartford	59 80
								107	N	Georgia	33 60
								118	A	Western Ky.	43 90
								178	H	UMES	68 73
								221	A	Howard	56 79
								229	N	Niagara	57 67
								233	A	N.C. A&T	29 62
								267	H	Bethune-Cookman	69 73
								290	H	South Carolina St.	62 51
								298	H	Central Conn. St.	36 60
								303	H	UMBC	68 73
								307	H	UMass Lowell	61 49
								314	A	FIU	50 59
								317	A	Coppin St.	74 57
								343	A	N.C. Central	65 62
								348	H	Savannah St.	63 47
								349	H	Florida A&M	75 71
LAST 12 Division I GAMES:											
229	N	Niagara	57 67	221	A	Howard	56 79				
317	A	Coppin St.	74 57	290	H	South Carolina St.	62 51				
349	H	Florida A&M	75 71	348	H	Savannah St.	63 47				
267	H	Bethune-Cookman	69 73	178	H	UMES	68 73				
343	A	N.C. Central	65 62	307	H	UMass Lowell	61 49				
233	A	N.C. A&T	29 62	303	H	UMBC	68 73				

Non-Div I Games: Washington Adventist 60 43 Lincoln (PA) 46 **51**

Morgan St.

Loss, Non-Conf, S Site, H Home A Away N Neutral

Mt. St. Mary's

Through Games Of Feb. 5, 2019

Average RPI Win:	260	WON-LOST	WINNING	LAST 10	STRENGTH OF	OPP. STRENGTH	TEAM	ADJ.	CONF.	ADJ CONF.
Average RPI Loss:	188	RECORD	PCT. RANK	GAMES	SCHEDULE	OF SCHEDULE	RPI	RPI	RPI	RPI
DIV. I ONLY	9- 10	188	0- 1	304	321	246	246	31	31	
DIV. I NON-CONF.	5- 5	162	0- 0	159	251	147	147	31	31	
TOTALS	RPI 1-25	RPI 26-50	W-L RECORDS	RPI 51-100	RPI 101-150	RPI 150+				
9- 10	0- 0	0- 0	OVERALL	0- 2	2- 0	7- 8				
5- 3	0- 0	0- 0	HOME	0- 0	2- 0	3- 3				
4- 7	0- 0	0- 0	AWAY	0- 2	0- 0	4- 5				
0- 0	0- 0	0- 0	NEUTRAL	0- 0	0- 0	0- 0				
5- 5	0- 0	0- 0	NON-CONFERENCE	0- 2	2- 0	3- 3				
2- 1	0- 0	0- 0	HOME	0- 0	2- 0	0- 1				
3- 4	0- 0	0- 0	AWAY	0- 2	0- 0	3- 2				
0- 0	0- 0	0- 0	NEUTRAL	0- 0	0- 0	0- 0				
4- 5	0- 0	0- 0	CONFERENCE	0- 0	0- 0	4- 5				
3- 2	0- 0	0- 0	HOME	0- 0	0- 0	3- 2				
1- 3	0- 0	0- 0	AWAY	0- 0	0- 0	1- 3				
0- 0	0- 0	0- 0	NEUTRAL	0- 0	0- 0	0- 0				

RPI 1-25			RPI 26-50			RPI 51-100			RPI 101+			Team's RPI: 246
RPI	S	Opponent	Score	RPI	S	Opponent	Score	RPI	S	Opponent	Score	
						56	A Virginia Tech	51	83	116	H Radford	89 77
						57	A Michigan	40	88	121	H Towson	87 78
										151	A Duquesne	64 73
										178	H UMES	73 86
										193	A Rider	67 85
										205	A Saint Francis (PA)	66 68
										205	H Saint Francis (PA)	72 83
										214	A Robert Morris	58 70
										255	A Gardner-Webb	69 62
										257	H St. Francis Brooklyn	78 75
										297	A Loyola Maryland	77 67
										298	H Central Conn. St.	84 53
										299	H Bryant	68 73
										303	A UMBC	65 52
										326	A Wagner	76 92
										344	A Fairleigh Dickinson	63 47
										351	H LIU Brooklyn	61 45
LAST 12 Division I GAMES:												
205	H	Saint Francis (PA)	72	83	299	H	Bryant	68	73			
257	H	St. Francis Brooklyn	78	75	205	A	Saint Francis (PA)	66	68			
351	H	LIU Brooklyn	61	45	214	A	Robert Morris	58	70			
344	A	Fairleigh Dickinson	63	47	116	H	Radford	89	77			
326	A	Wagner	76	92	178	H	UMES	73	86			
298	H	Central Conn. St.	84	53	56	A	Virginia Tech	51	83			

Non-Div I Games: Washington Col. 74 50

Mt. St. Mary's

■ Loss,
 ■ Non-Conf,
 ■ S Site,
 ■ H Home
 ■ A Away
 N Neutral

Average RPI Win:	286	WON-LOST	WINNING	LAST 10	STRENGTH OF	OPP. STRENGTH	TEAM	ADJ.	CONF.	ADJ CONF.
Average RPI Loss:	159	RECORD	PCT. RANK	GAMES	SCHEDULE	OF SCHEDULE	RPI	RPI	RPI	RPI
DIV. I ONLY	5- 14	293	0- 1	244	217	289	289	22	22	
DIV. I NON-CONF.	2- 7	288	0- 0	264	168	317	317	21	21	
TOTALS	RPI 1-25	RPI 26-50	W-L RECORDS	RPI 51-100	RPI 101-150	RPI 150+				
5- 14	0- 0	0- 2	OVERALL	0- 2	0- 3	5- 7				
3- 5	0- 0	0- 0	HOME	0- 1	0- 1	3- 3				
2- 9	0- 0	0- 2	AWAY	0- 1	0- 2	2- 4				
0- 0	0- 0	0- 0	NEUTRAL	0- 0	0- 0	0- 0				
2- 7	0- 0	0- 2	NON-CONFERENCE	0- 1	0- 0	2- 4				
2- 2	0- 0	0- 0	HOME	0- 0	0- 0	2- 2				
0- 5	0- 0	0- 2	AWAY	0- 1	0- 0	0- 2				
0- 0	0- 0	0- 0	NEUTRAL	0- 0	0- 0	0- 0				
3- 7	0- 0	0- 0	CONFERENCE	0- 1	0- 3	3- 3				
1- 3	0- 0	0- 0	HOME	0- 1	0- 1	1- 1				
2- 4	0- 0	0- 0	AWAY	0- 0	0- 2	2- 2				
0- 0	0- 0	0- 0	NEUTRAL	0- 0	0- 0	0- 0				

RPI 1-25				RPI 26-50				RPI 51-100				RPI 101+				Team's RPI: 289	
RPI	S	Opponent	Score	RPI	S	Opponent	Score	RPI	S	Opponent	Score	RPI	S	Opponent	Score		
				34	A	Kentucky	49 88	63	A	Tennessee	77 98	117	H	Morehead St.	61 83		
				45	A	Butler	65 86	64	H	Belmont	58 65	132	A	UT Martin	67 75		
												142	A	Tennessee Tech	65 74		
												155	H	Southern Ill.	59 65		
												181	A	Arkansas St.	63 74		
												188	A	Illinois	52 84		
												217	A	Southeast Mo. St.	64 59		
												224	A	Jacksonville St.	64 59		
												235	A	SIUE	54 71		
												279	A	Eastern Ill.	67 75		
												292	H	Tennessee St.	61 65		
												302	H	Alabama A&M	53 59		
												323	H	Eastern Ky.	81 63		
												330	H	Lipscomb	97 61		
												338	H	Evansville	81 53		
LAST 12 Division I GAMES:																	
				142	A	Tennessee Tech	65 74	217	A	Southeast Mo. St.	64 59						
				224	A	Jacksonville St.	64 59	132	A	UT Martin	67 75						
				292	H	Tennessee St.	61 65	323	H	Eastern Ky.	81 63						
				64	H	Belmont	58 65	117	H	Morehead St.	61 83						
				235	A	SIUE	54 71	63	A	Tennessee	77 98						
				279	A	Eastern Ill.	67 75	34	A	Kentucky	49 88						

Non-Div I Games: Oakland City 113 55 Bethel (TN) 86 50

Murray St.

Loss, Non-Conf, S Site, H Home A Away N Neutral

Average RPI Win:	302	WON-LOST	WINNING	LAST 10	STRENGTH OF	OPP. STRENGTH	TEAM	ADJ.	CONF.	ADJ CONF.
Average RPI Loss:	146	RECORD	PCT. RANK	GAMES	SCHEDULE	OF SCHEDULE	RPI	RPI	RPI	RPI
DIV. I ONLY	10- 9	149	0- 1	339	272	233	233	32	32	
DIV. I NON-CONF.	2- 9	297	0- 1	274	125	301	301	32	32	
TOTALS	RPI 1-25	RPI 26-50	W-L RECORDS	RPI 51-100	RPI 101-150	RPI 150+				
10- 9	0- 0	0- 0	OVERALL	0- 2	0- 4	10- 3				
2- 3	0- 0	0- 0	HOME	0- 0	0- 3	2- 0				
8- 4	0- 0	0- 0	AWAY	0- 0	0- 1	8- 3				
0- 2	0- 0	0- 0	NEUTRAL	0- 2	0- 0	0- 0				
2- 9	0- 0	0- 0	NON-CONFERENCE	0- 2	0- 4	2- 3				
0- 3	0- 0	0- 0	HOME	0- 0	0- 3	0- 0				
2- 4	0- 0	0- 0	AWAY	0- 0	0- 1	2- 3				
0- 2	0- 0	0- 0	NEUTRAL	0- 2	0- 0	0- 0				
8- 0	0- 0	0- 0	CONFERENCE	0- 0	0- 0	8- 0				
2- 0	0- 0	0- 0	HOME	0- 0	0- 0	2- 0				
6- 0	0- 0	0- 0	AWAY	0- 0	0- 0	6- 0				
0- 0	0- 0	0- 0	NEUTRAL	0- 0	0- 0	0- 0				

RPI 1-25			RPI 26-50			RPI 51-100			RPI 101+ Team's RPI: 233		
RPI	S	Opponent	Score	RPI	S	Opponent	Score	RPI	S	Opponent	Score
						77 N Maine	52 58	101 A Virginia		57 67	
						88 N Yale	49 59	117 H Morehead St.		67 72	
								120 H VCU		48 54	
								147 H Akron		36 49	
								178 A UMES		51 49	
								198 A Elon		64 73	
								215 A Navy		49 72	
								247 A ETSU		56 61	
								267 A Bethune-Cookman		72 48	
								288 A Fla. Atlantic		67 65	
								290 A South Carolina St.		58 44	
								301 H Morgan St.		62 29	
								317 H Coppin St.		66 42	
								335 A Western Caro.		69 51	
								343 A N.C. Central		52 49	
								347 A Delaware St.		67 47	
								349 A Florida A&M		56 48	
LAST 12 Division I GAMES:											
						88 N Yale	49 59	178 A UMES		51 49	
						267 A Bethune-Cookman	72 48	347 A Delaware St.		67 47	
						349 A Florida A&M	56 48	290 A South Carolina St.		58 44	
						343 A N.C. Central	52 49	288 A Fla. Atlantic		67 65	
						317 H Coppin St.	66 42	120 H VCU		48 54	
						301 H Morgan St.	62 29	198 A Elon		64 73	

Non-Div I Games: Winston-Salem 60 56 Johnson C. Smith 50 53

N.C. A&T

Loss, Non-Conf, S Site, H Home A Away N Neutral

Average RPI Win:	322	WON-LOST	WINNING	LAST 10	STRENGTH OF	OPP. STRENGTH	TEAM	ADJ.	CONF.	ADJ CONF.
Average RPI Loss:	219	RECORD	PCT. RANK	GAMES	SCHEDULE	OF SCHEDULE	RPI	RPI	RPI	RPI
DIV. I ONLY	5- 16	304	1- 0	346	339	343	343	32	32	
DIV. I NON-CONF.	2- 10	311	0- 0	295	272	342	342	32	32	
TOTALS	RPI 1-25	RPI 26-50	W-L RECORDS	RPI 51-100	RPI 101-150	RPI 150+				
5- 16	0- 1	0- 0	OVERALL	0- 0	0- 2	5- 13				
3- 7	0- 0	0- 0	HOME	0- 0	0- 1	3- 6				
2- 8	0- 1	0- 0	AWAY	0- 0	0- 1	2- 6				
0- 1	0- 0	0- 0	NEUTRAL	0- 0	0- 0	0- 1				
2- 10	0- 1	0- 0	NON-CONFERENCE	0- 0	0- 2	2- 7				
2- 4	0- 0	0- 0	HOME	0- 0	0- 1	2- 3				
0- 5	0- 1	0- 0	AWAY	0- 0	0- 1	0- 3				
0- 1	0- 0	0- 0	NEUTRAL	0- 0	0- 0	0- 1				
3- 6	0- 0	0- 0	CONFERENCE	0- 0	0- 0	3- 6				
1- 3	0- 0	0- 0	HOME	0- 0	0- 0	1- 3				
2- 3	0- 0	0- 0	AWAY	0- 0	0- 0	2- 3				
0- 0	0- 0	0- 0	NEUTRAL	0- 0	0- 0	0- 0				

RPI 1-25			RPI 26-50			RPI 51-100			RPI 101+ Team's RPI: 343		
RPI	S	Opponent	Score	RPI	S	Opponent	Score	RPI	S	Opponent	Score
13	A	Iowa	39 106					119	H	UNCW	82 89
								127	A	High Point	69 80
								154	A	Georgia St.	54 65
								178	A	UMES	49 59
								182	H	Coastal Caro.	66 89
								198	H	Elon	54 83
								213	A	Memphis	56 77
								233	H	N.C. A&T	49 52
								267	A	Bethune-Cookman	54 72
								267	H	Bethune-Cookman	50 67
								268	A	Winthrop	41 66
								284	H	Wofford	66 59
								295	N	Kennesaw St.	54 78
								301	H	Morgan St.	62 65
								313	H	UNC Greensboro	66 57
								317	H	Coppin St.	62 57
								337	H	USC Upstate	63 82
								347	A	Delaware St.	61 71
								348	A	Savannah St.	71 67
								349	A	Florida A&M	64 57
LAST 12 Division I GAMES:											
349	A	Florida A&M	64 57	347	A	Delaware St.	61 71				
267	A	Bethune-Cookman	54 72	178	A	UMES	49 59				
348	A	Savannah St.	71 67	267	H	Bethune-Cookman	50 67				
233	H	N.C. A&T	49 52	213	A	Memphis	56 77				
301	H	Morgan St.	62 65	295	N	Kennesaw St.	54 78				
317	H	Coppin St.	62 57	154	A	Georgia St.	54 65				

Non-Div I Games: Wilberforce 55 49

N.C. Central

■ Loss,
 ■ Non-Conf, S Site,
 ■ Home
 ■ Away
 N Neutral

RECORD				Through Games of Feb. 9, 1919						
Average RPI Win:	96	WON-LOST	WINNING	LAST 10	STRENGTH OF	OPP. STRENGTH	TEAM	ADJ.	CONF.	ADJ CONF.
Average RPI Loss:	22	RECORD	PCT. RANK	GAMES	SCHEDULE	OF SCHEDULE	RPI	RPI	RPI	RPI
DIV. I ONLY	21- 1	1	0- 1	41	5	9	9	1	1	
DIV. I NON-CONF.	13- 0	1	0- 0	30	33	6	6	1	1	
TOTALS	RPI 1-25	RPI 26-50	W-L RECORDS	RPI 51-100	RPI 101-150	RPI 150+				
21- 1	1- 1	2- 0	OVERALL	9- 0	6- 0	3- 0				
13- 1	0- 1	1- 0	HOME	7- 0	3- 0	2- 0				
6- 0	0- 0	1- 0	AWAY	2- 0	3- 0	0- 0				
2- 0	1- 0	0- 0	NEUTRAL	0- 0	0- 0	1- 0				
13- 0	1- 0	0- 0	NON-CONFERENCE	6- 0	3- 0	3- 0				
9- 0	0- 0	0- 0	HOME	5- 0	2- 0	2- 0				
2- 0	0- 0	0- 0	AWAY	1- 0	1- 0	0- 0				
2- 0	1- 0	0- 0	NEUTRAL	0- 0	0- 0	1- 0				
8- 1	0- 1	2- 0	CONFERENCE	3- 0	3- 0	0- 0				
4- 1	0- 1	1- 0	HOME	2- 0	1- 0	0- 0				
4- 0	0- 0	1- 0	AWAY	1- 0	2- 0	0- 0				
0- 0	0- 0	0- 0	NEUTRAL	0- 0	0- 0	0- 0				

RPI	S	Opponent	Score	RPI	S	Opponent	Score	RPI	S	Opponent	Score	RPI	S	Opponent	Score
22	H	North Carolina	51 64	43	A	Georgia Tech	68 60	56	H	Virginia Tech	70 61	101	A	Virginia	66 38
24	N	Michigan St.	78 74	47	H	Clemson	54 51	57	H	Michigan	66 55	103	A	Boston College	85 69
								64	H	Belmont	77 62	116	H	Radford	75 58
								66	H	Old Dominion	85 56	123	H	Pittsburgh	63 34
								70	H	Duke	63 51	130	A	Chattanooga	78 58
								75	H	Kent St.	78 61	133	H	Davidson	75 45
								77	H	Maine	84 46	173	H	Vanderbilt	74 54
								92	A	Georgetown	76 65	187	N	George Washington	69 61
								97	A	Wake Forest	59 50	192	H	Hampton	83 51
LAST 12 Division I GAMES:															
22	H	North Carolina	51 64	123	H	Pittsburgh	63 34								
97	A	Wake Forest	59 50	103	A	Boston College	85 69								
43	A	Georgia Tech	68 60	70	H	Duke	63 51								
47	H	Clemson	54 51	133	H	Davidson	75 45								
56	H	Virginia Tech	70 61	130	A	Chattanooga	78 58								
101	A	Virginia	66 38	77	H	Maine	84 46								

Non-Div I Games:

NC State

Average RPI Win:	308	WON-LOST	WINNING	LAST 10	STRENGTH OF	OPP. STRENGTH	TEAM	ADJ.	CONF.	ADJ CONF.
Average RPI Loss:	183	RECORD	PCT. RANK	GAMES	SCHEDULE	OF SCHEDULE	RPI	RPI	RPI	RPI
DIV. I ONLY	5- 16	304	0- 1	250	329	309	309	24	24	
DIV. I NON-CONF.	3- 10	278	0- 0	286	336	313	313	26	26	
TOTALS	RPI 1-25	RPI 26-50	W-L RECORDS	RPI 51-100	RPI 101-150	RPI 150+				
5- 16	0- 0	0- 0	OVERALL	0- 5	0- 2	5- 9				
3- 7	0- 0	0- 0	HOME	0- 3	0- 1	3- 3				
2- 9	0- 0	0- 0	AWAY	0- 2	0- 1	2- 6				
0- 0	0- 0	0- 0	NEUTRAL	0- 0	0- 0	0- 0				
3- 10	0- 0	0- 0	NON-CONFERENCE	0- 4	0- 0	3- 6				
1- 4	0- 0	0- 0	HOME	0- 2	0- 0	1- 2				
2- 6	0- 0	0- 0	AWAY	0- 2	0- 0	2- 4				
0- 0	0- 0	0- 0	NEUTRAL	0- 0	0- 0	0- 0				
2- 6	0- 0	0- 0	CONFERENCE	0- 1	0- 2	2- 3				
2- 3	0- 0	0- 0	HOME	0- 1	0- 1	2- 1				
0- 3	0- 0	0- 0	AWAY	0- 0	0- 1	0- 2				
0- 0	0- 0	0- 0	NEUTRAL	0- 0	0- 0	0- 0				

RPI 1-25				RPI 26-50				RPI 51-100				RPI 101+				Team's RPI: 309	
RPI	S	Opponent	Score	RPI	S	Opponent	Score	RPI	S	Opponent	Score	RPI	S	Opponent	Score		
								65	A	West Virginia	50	95	146	A	North Ala.	60	72
								69	H	FGCU	35	67	146	H	North Ala.	54	77
								75	H	Kent St.	40	57	193	A	Rider	46	67
								82	A	Penn	42	85	212	A	Stetson	48	74
								96	H	Hartford	53	84	217	H	Southeast Mo. St.	58	68
													221	A	Howard	57	77
													223	H	Jacksonville	56	61
													231	A	Colgate	71	53
													241	A	Liberty	47	58
													273	H	Vermont	63	71
													295	H	Kennesaw St.	66	60
													320	A	Saint Peter's	57	70
													330	H	Lipscomb	80	67
													335	H	Western Caro.	79	71
													344	A	Fairleigh Dickinson	43	64
													351	A	LIU Brooklyn	72	51
LAST 12 Division I GAMES:																	
				241	A	Liberty	47	58					146	A	North Ala.	60	72
				69	H	FGCU	35	67					295	H	Kennesaw St.	66	60
				146	H	North Ala.	54	77					96	H	Hartford	53	84
				212	A	Stetson	48	74					75	H	Kent St.	40	57
				223	H	Jacksonville	56	61					231	A	Colgate	71	53
				330	H	Lipscomb	80	67					351	A	LIU Brooklyn	72	51

Non-Div I Games:

NJIT

Average RPI Win: 242	WON-LOST	WINNING	LAST 10	STRENGTH OF	OPP. STRENGTH	TEAM	ADJ.	CONF.	ADJ CONF.
Average RPI Loss: 172	RECORD	PCT. RANK	GAMES	SCHEDULE	OF SCHEDULE	RPI	RPI	RPI	RPI
DIV. I ONLY	7- 12	244	0- 1	156	291	215	215	18	18
DIV. I NON-CONF.	4- 5	190	0- 0	162	325	199	199	22	22
TOTALS	RPI 1-25	RPI 26-50	W-L RECORDS	RPI 51-100	RPI 101-150	RPI 150+			
7- 12	0- 0	0- 1	OVERALL	0- 2	0- 4	7- 5			
3- 6	0- 0	0- 1	HOME	0- 2	0- 2	3- 1			
4- 6	0- 0	0- 0	AWAY	0- 0	0- 2	4- 4			
0- 0	0- 0	0- 0	NEUTRAL	0- 0	0- 0	0- 0			
4- 5	0- 0	0- 0	NON-CONFERENCE	0- 1	0- 2	4- 2			
2- 2	0- 0	0- 0	HOME	0- 1	0- 1	2- 0			
2- 3	0- 0	0- 0	AWAY	0- 0	0- 1	2- 2			
0- 0	0- 0	0- 0	NEUTRAL	0- 0	0- 0	0- 0			
3- 7	0- 0	0- 1	CONFERENCE	0- 1	0- 2	3- 3			
1- 4	0- 0	0- 1	HOME	0- 1	0- 1	1- 1			
2- 3	0- 0	0- 0	AWAY	0- 0	0- 1	2- 2			
0- 0	0- 0	0- 0	NEUTRAL	0- 0	0- 0	0- 0			

RPI S	Opponent	Score	RPI S	Opponent	Score	RPI S	Opponent	Score	RPI S	Opponent	Score
			48	H Bucknell	43 77	82	H Penn	61 65	131	A Colorado	43 59
						99	H American	45 58	136	A Lehigh	55 66
									136	H Lehigh	38 56
									150	H Marist	48 72
									168	H Boston U.	35 49
									193	A Rider	66 60
									210	H Holy Cross	54 47
									227	A Monmouth	67 68
									231	A Colgate	62 49
									233	H N.C. A&T	72 49
									252	A Air Force	54 47
									266	A Norfolk St.	58 65
									280	H Saint Joseph's	49 48
									296	A Army West Point	52 55
									297	A Loyola Maryland	58 46
									321	A Lafayette	42 55
LAST 12 Division I GAMES:											
136	A Lehigh	55 66	231	A Colgate	62 49						
48	H Bucknell	43 77	99	H American	45 58						
168	H Boston U.	35 49	136	H Lehigh	38 56						
321	A Lafayette	42 55	297	A Loyola Maryland	58 46						
296	A Army West Point	52 55	280	H Saint Joseph's	49 48						
210	H Holy Cross	54 47	227	A Monmouth	67 68						

Non-Div I Games: Catholic 81 36

Navy

■ Loss,
 ■ Non-Conf,
 ■ S Site,
 ■ H Home
 ■ A Away
 N Neutral

Nebraska

Through Games Of Feb. 5, 2019

Average RPI Win:	157	WON-LOST	WINNING	LAST 10	STRENGTH OF	OPP. STRENGTH	TEAM	ADJ.	CONF.	ADJ CONF.
Average RPI Loss:	58	RECORD	PCT. RANK	GAMES	SCHEDULE	OF SCHEDULE	RPI	RPI	RPI	RPI
DIV. I ONLY	10- 12	198	0- 1	34	38	100	100	4	4	
DIV. I NON-CONF.	5- 6	177	0- 0	93	32	140	140	6	6	
TOTALS	RPI 1-25	RPI 26-50	W-L RECORDS	RPI 51-100	RPI 101-150	RPI 150+				
10- 12	0- 5	1- 2	OVERALL	2- 2	3- 2	4- 1				
6- 5	0- 3	0- 1	HOME	2- 1	1- 0	3- 0				
3- 7	0- 2	1- 1	AWAY	0- 1	1- 2	1- 1				
1- 0	0- 0	0- 0	NEUTRAL	0- 0	1- 0	0- 0				
5- 6	0- 2	0- 1	NON-CONFERENCE	1- 1	1- 2	3- 0				
4- 1	0- 1	0- 0	HOME	1- 0	0- 0	3- 0				
0- 5	0- 1	0- 1	AWAY	0- 1	0- 2	0- 0				
1- 0	0- 0	0- 0	NEUTRAL	0- 0	1- 0	0- 0				
5- 6	0- 3	1- 1	CONFERENCE	1- 1	2- 0	1- 1				
2- 4	0- 2	0- 1	HOME	1- 1	1- 0	0- 0				
3- 2	0- 1	1- 0	AWAY	0- 0	1- 0	1- 1				
0- 0	0- 0	0- 0	NEUTRAL	0- 0	0- 0	0- 0				

RPI	S	Opponent	Score	RPI	S	Opponent	Score	RPI	S	Opponent	Score	RPI	S	Opponent	Score
3	A	Louisville	68 85	26	A	Miami (FL)	68 82	57	H	Michigan	70 56	104	A	Creighton	65 74
13	A	Iowa	71 77	33	H	Indiana	78 82	74	A	Arkansas	80 84	110	A	Ohio St.	78 69
15	H	Rutgers	56 62	44	A	Purdue	84 64	87	H	Northwestern	54 58	116	N	Radford	77 39
19	H	Drake	77 83					94	H	Kansas	58 52	124	A	Washington St.	84 87
20	H	Maryland	63 81									129	H	Minnesota	63 57
												167	H	Denver	96 71
												177	A	Wisconsin	69 70
												188	A	Illinois	77 67
												327	H	San Jose St.	96 63
												337	H	USC Upstate	87 64
LAST 12 Division I GAMES:															
33	H	Indiana	78 82	15	H	Rutgers	56 62								
44	A	Purdue	84 64	20	H	Maryland	63 81								
177	A	Wisconsin	69 70	13	A	Iowa	71 77								
87	H	Northwestern	54 58	110	A	Ohio St.	78 69								
129	H	Minnesota	63 57	57	H	Michigan	70 56								
188	A	Illinois	77 67	74	A	Arkansas	80 84								

Non-Div I Games:

Nebraska

■ Loss,
■ Non-Conf,
■ S Site,
■ H Home
■ A Away
N Neutral

Average RPI Win: 268	WON-LOST	WINNING	LAST 10	STRENGTH OF	OPP. STRENGTH	TEAM	ADJ.	CONF.	ADJ CONF.
Average RPI Loss: 111	RECORD	PCT. RANK	GAMES	SCHEDULE	OF SCHEDULE	RPI	RPI	RPI	RPI
DIV. I ONLY	6- 13	269	0- 1	162	133	242	242	15	15
DIV. I NON-CONF.	3- 7	256	0- 1	210	82	277	277	13	13
TOTALS	RPI 1-25	RPI 26-50	W-L RECORDS	RPI 51-100	RPI 101-150	RPI 150+			
6- 13	0- 0	0- 2	OVERALL	0- 5	0- 3	6- 3			
3- 7	0- 0	0- 2	HOME	0- 2	0- 3	3- 0			
3- 4	0- 0	0- 0	AWAY	0- 1	0- 0	3- 3			
0- 2	0- 0	0- 0	NEUTRAL	0- 2	0- 0	0- 0			
3- 7	0- 0	0- 1	NON-CONFERENCE	0- 3	0- 2	3- 1			
2- 4	0- 0	0- 1	HOME	0- 1	0- 2	2- 0			
1- 1	0- 0	0- 0	AWAY	0- 0	0- 0	1- 1			
0- 2	0- 0	0- 0	NEUTRAL	0- 2	0- 0	0- 0			
3- 6	0- 0	0- 1	CONFERENCE	0- 2	0- 1	3- 2			
1- 3	0- 0	0- 1	HOME	0- 1	0- 1	1- 0			
2- 3	0- 0	0- 0	AWAY	0- 1	0- 0	2- 2			
0- 0	0- 0	0- 0	NEUTRAL	0- 0	0- 0	0- 0			

RPI S	Opponent	Score	RPI S	Opponent	Score	RPI S	Opponent	Score	RPI S	Opponent	Score	Team's RPI: 242
29	H Utah	52 74	52	H Southern California	51 72	128	H Fresno St.	63 79				
39	H New Mexico	64 66	60	A Boise St.	65 80	131	H Colorado	52 65				
			60	H Boise St.	74 75	143	H Texas Tech	67 86				
			80	N UC Davis	68 84	171	A Santa Clara	48 56				
			98	N Northern Ill.	69 98	194	A Utah St.	76 79				
						211	H UNLV	70 62				
						219	A Colorado St.	62 38				
						249	A Long Beach St.	76 67				
						252	A Air Force	74 79				
						262	H Hawaii	79 78				
						327	A San Jose St.	52 49				
						342	H Seattle U	67 54				
LAST 12 Division I GAMES:												
98	N Northern Ill.	69 98	128	H Fresno St.	63 79							
60	A Boise St.	65 80	327	A San Jose St.	52 49							
211	H UNLV	70 62	39	H New Mexico	64 66							
219	A Colorado St.	62 38	194	A Utah St.	76 79							
252	A Air Force	74 79	262	H Hawaii	79 78							
60	H Boise St.	74 75	342	H Seattle U	67 54							

Non-Div I Games: Stanislaus St. 75 52

Nevada

Average RPI Win:	272	WON-LOST	WINNING	LAST 10	STRENGTH OF	OPP. STRENGTH	TEAM	ADJ.	CONF.	ADJ CONF.
Average RPI Loss:	189	RECORD	PCT. RANK	GAMES	SCHEDULE	OF SCHEDULE	RPI	RPI	RPI	RPI
DIV. I ONLY	3- 18	327	0- 1	230	284	328	328	23	23	
DIV. I NON-CONF.	2- 10	311	0- 0	249	310	331	331	24	24	
TOTALS	RPI 1-25	RPI 26-50	W-L RECORDS	RPI 51-100	RPI 101-150	RPI 150+				
3- 18	0- 0	0- 0	OVERALL	0- 5	0- 1	3- 12				
2- 7	0- 0	0- 0	HOME	0- 3	0- 0	2- 4				
1- 11	0- 0	0- 0	AWAY	0- 2	0- 1	1- 8				
0- 0	0- 0	0- 0	NEUTRAL	0- 0	0- 0	0- 0				
2- 10	0- 0	0- 0	NON-CONFERENCE	0- 2	0- 1	2- 7				
2- 3	0- 0	0- 0	HOME	0- 1	0- 0	2- 2				
0- 7	0- 0	0- 0	AWAY	0- 1	0- 1	0- 5				
0- 0	0- 0	0- 0	NEUTRAL	0- 0	0- 0	0- 0				
1- 8	0- 0	0- 0	CONFERENCE	0- 3	0- 0	1- 5				
0- 4	0- 0	0- 0	HOME	0- 2	0- 0	0- 2				
1- 4	0- 0	0- 0	AWAY	0- 1	0- 0	1- 3				
0- 0	0- 0	0- 0	NEUTRAL	0- 0	0- 0	0- 0				

RPI 1-25				RPI 26-50				RPI 51-100				RPI 101+				Team's RPI: 328	
RPI	S	Opponent	Score	RPI	S	Opponent	Score	RPI	S	Opponent	Score	RPI	S	Opponent	Score		
								77	A	Maine	46	67	129	A	Minnesota	47	70
								77	H	Maine	45	69	152	A	South Fla.	36	79
								78	H	Princeton	42	90	165	H	Stony Brook	63	82
								85	A	Northeastern	54	69	168	A	Boston U.	39	60
								96	H	Hartford	48	66	210	H	Holy Cross	74	62
													226	H	Dartmouth	42	62
													238	A	Albany (NY)	41	59
													239	A	Brown	70	76
													243	H	Sacred Heart	60	71
													245	H	Binghamton	62	71
													273	A	Vermont	60	69
													298	A	Central Conn. St.	47	56
													299	H	Bryant	79	74
													303	A	UMBC	62	64
													307	A	UMass Lowell	56	53
													311	A	North Dakota St.	51	56
LAST 12 Division I GAMES:																	
				77	H	Maine	45	69	307	A	UMass Lowell	56	53				
				238	A	Albany (NY)	41	59	245	H	Binghamton	62	71				
				303	A	UMBC	62	64	77	A	Maine	46	67				
				96	H	Hartford	48	66	78	H	Princeton	42	90				
				273	A	Vermont	60	69	226	H	Dartmouth	42	62				
				165	H	Stony Brook	63	82	298	A	Central Conn. St.	47	56				

Non-Div I Games: U New England 68 44

New Hampshire

■ Loss,
■ Non-Conf,
■ S Site,
■ H Home
■ A Away
N Neutral

Average RPI Win:	180	WON-LOST	WINNING	LAST 10	STRENGTH OF	OPP. STRENGTH	TEAM	ADJ.	CONF.	ADJ CONF.
Average RPI Loss:	131	RECORD	PCT. RANK	GAMES	SCHEDULE	OF SCHEDULE	RPI	RPI	RPI	RPI
DIV. I ONLY	18- 2	10	1- 0	168	119	39	39	15	15	
DIV. I NON-CONF.	10- 1	17	1- 0	108	143	27	27	13	13	
TOTALS	RPI 1-25	RPI 26-50	W-L RECORDS	RPI 51-100	RPI 101-150	RPI 150+				
18- 2	0- 0	1- 0	OVERALL	2- 1	3- 0	12- 1				
12- 1	0- 0	0- 0	HOME	2- 1	2- 0	8- 0				
6- 1	0- 0	1- 0	AWAY	0- 0	1- 0	4- 1				
0- 0	0- 0	0- 0	NEUTRAL	0- 0	0- 0	0- 0				
10- 1	0- 0	0- 0	NON-CONFERENCE	2- 1	2- 0	6- 0				
7- 1	0- 0	0- 0	HOME	2- 1	1- 0	4- 0				
3- 0	0- 0	0- 0	AWAY	0- 0	1- 0	2- 0				
0- 0	0- 0	0- 0	NEUTRAL	0- 0	0- 0	0- 0				
8- 1	0- 0	1- 0	CONFERENCE	0- 0	1- 0	6- 1				
5- 0	0- 0	0- 0	HOME	0- 0	1- 0	4- 0				
3- 1	0- 0	1- 0	AWAY	0- 0	0- 0	2- 1				
0- 0	0- 0	0- 0	NEUTRAL	0- 0	0- 0	0- 0				

RPI S	Opponent	Score	RPI S	Opponent	Score	Team's RPI: 39	RPI S	Opponent	Score	RPI S	Opponent	Score
			46	A Wyoming	78 75		51	H Auburn	76 79	112	A Houston	89 84
							61	H SFA	74 33	128	H Fresno St.	82 73
							96	H Hartford	72 65	148	H Oklahoma	84 80
										160	A New Mexico St.	75 50
										160	H New Mexico St.	83 58
										175	H Texas St.	82 51
										194	A Utah St.	68 64
										211	A UNLV	57 66
										211	H UNLV	80 77
										219	H Colorado St.	70 58
										236	H Sacramento St.	85 53
										242	A Nevada	66 64
										251	H San Diego St.	70 62
										252	H Air Force	78 57
										265	A Northern Ariz.	84 55
										278	H UTEP	69 51
LAST 12 Division I GAMES:												
			61	H SFA	74 33		46	A Wyoming	78 75			
			96	H Hartford	72 65		251	H San Diego St.	70 62			
			51	H Auburn	76 79		219	H Colorado St.	70 58			
			128	H Fresno St.	82 73		211	A UNLV	57 66			
			194	A Utah St.	68 64		242	A Nevada	66 64			
			211	H UNLV	80 77		252	H Air Force	78 57			

Non-Div I Games:

New Mexico

Average RPI Win: 276		WON-LOST	WINNING	LAST 10	STRENGTH OF		OPP. STRENGTH	TEAM	ADJ.	CONF.	ADJ CONF.
Average RPI Loss: 142		RECORD	PCT. RANK	GAMES	SCHEDULE		OF SCHEDULE	RPI	RPI	RPI	RPI
DIV. I ONLY		13- 6	76	1- 0	278		343	160	160	30	30
DIV. I NON-CONF.		6- 5	143	1- 0	144		330	145	145	30	30
TOTALS		RPI 1-25	RPI 26-50		W-L RECORDS		RPI 51-100	RPI 101-150		RPI 150+	
13- 6	0- 0	0- 2		OVERALL		0- 0	0- 1		13- 3		
5- 2	0- 0	0- 1		HOME		0- 0	0- 0		5- 1		
7- 3	0- 0	0- 1		AWAY		0- 0	0- 0		7- 2		
1- 1	0- 0	0- 0		NEUTRAL		0- 0	0- 1		1- 0		
6- 5	0- 0	0- 2		NON-CONFERENCE		0- 0	0- 1		6- 2		
1- 2	0- 0	0- 1		HOME		0- 0	0- 0		1- 1		
4- 2	0- 0	0- 1		AWAY		0- 0	0- 0		4- 1		
1- 1	0- 0	0- 0		NEUTRAL		0- 0	0- 1		1- 0		
7- 1	0- 0	0- 0		CONFERENCE		0- 0	0- 0		7- 1		
4- 0	0- 0	0- 0		HOME		0- 0	0- 0		4- 0		
3- 1	0- 0	0- 0		AWAY		0- 0	0- 0		3- 1		
0- 0	0- 0	0- 0		NEUTRAL		0- 0	0- 0		0- 0		

RPI 1-25				RPI 26-50				RPI 51-100				RPI 101+				Team's RPI: 160	
RPI	S	Opponent	Score	RPI	S	Opponent	Score	RPI	S	Opponent	Score	RPI	S	Opponent	Score		
				39	A	New Mexico	58 83					106	N	South Alabama	67 68		
				39	H	New Mexico	50 75					158	H	Abilene Christian	46 58		
												167	H	Denver	66 64		
												169	A	UC Riverside	64 65		
												209	H	UTRGV	71 63		
												220	A	UMKC	90 86		
												258	A	A&M-Corpus Christi	67 65		
												269	H	Utah Valley	58 52		
												274	A	CSU Bakersfield	61 59		
												278	A	UTEP	69 65		
												283	A	Western Mich.	66 54		
												287	H	California Baptist	76 69		
												306	A	UC Santa Barbara	81 73		
												340	A	Grand Canyon	51 54		
												342	H	Seattle U	75 55		
												345	A	Chicago St.	87 66		
												350	N	Alcorn	82 64		
LAST 12 Division I GAMES:																	
				350	N	Alcorn	82 64					274	A	CSU Bakersfield	61 59		
				345	A	Chicago St.	87 66					340	A	Grand Canyon	51 54		
				220	A	UMKC	90 86					287	H	California Baptist	76 69		
				209	H	UTRGV	71 63					306	A	UC Santa Barbara	81 73		
				269	H	Utah Valley	58 52					169	A	UC Riverside	64 65		
				342	H	Seattle U	75 55					106	N	South Alabama	67 68		

Non-Div I Games:	Tex. Permian Basin	70	38	Northern N.M.	101	51
------------------	--------------------	----	----	---------------	-----	----

New Mexico St.

Loss, Non-Conf, S Site, H Home A Away N Neutral

Average RPI Win:	298	WON-LOST	WINNING	LAST 10	STRENGTH OF	OPP. STRENGTH	TEAM	ADJ.	CONF.	ADJ CONF.
Average RPI Loss:	181	RECORD	PCT. RANK	GAMES	SCHEDULE	OF SCHEDULE	RPI	RPI	RPI	RPI
DIV. I ONLY	4- 12	298	0- 0	312	249	312	312	26	26	
DIV. I NON-CONF.	1- 5	311	0- 0	125	100	227	227	23	23	
TOTALS	RPI 1-25	RPI 26-50	W-L RECORDS	RPI 51-100	RPI 101-150	RPI 150+				
4- 12	0- 0	0- 2	OVERALL	0- 2	0- 1	4- 7				
2- 4	0- 0	0- 0	HOME	0- 1	0- 0	2- 3				
2- 8	0- 0	0- 2	AWAY	0- 1	0- 1	2- 4				
0- 0	0- 0	0- 0	NEUTRAL	0- 0	0- 0	0- 0				
1- 5	0- 0	0- 2	NON-CONFERENCE	0- 0	0- 1	1- 2				
0- 1	0- 0	0- 0	HOME	0- 0	0- 0	0- 1				
1- 4	0- 0	0- 2	AWAY	0- 0	0- 1	1- 1				
0- 0	0- 0	0- 0	NEUTRAL	0- 0	0- 0	0- 0				
3- 7	0- 0	0- 0	CONFERENCE	0- 2	0- 0	3- 5				
2- 3	0- 0	0- 0	HOME	0- 1	0- 0	2- 2				
1- 4	0- 0	0- 0	AWAY	0- 1	0- 0	1- 3				
0- 0	0- 0	0- 0	NEUTRAL	0- 0	0- 0	0- 0				

RPI S	Opponent	Score	RPI S	Opponent	Score	RPI S	Opponent	Score	RPI S	Opponent	Score	Team's RPI: 312
26	A Miami (FL)	38 78	61	A SFA	38 97	123	A Pittsburgh	38 90				
37	A Rice	56 67	71	H Lamar University	57 79	158	H Abilene Christian	52 59				
						170	A Xavier	45 61				
						213	A Memphis	66 59				
						258	A A&M-Corpus Christi	51 57				
						293	H Central Ark.	60 62				
						310	H La.-Monroe	44 57				
						316	H McNeese	88 76				
						325	A Incarnate Word	69 81				
						325	H Incarnate Word	58 55				
						336	A Northwestern St.	67 62				
						339	A Houston Baptist	74 83				
LAST 12 Division I GAMES:												
325	H Incarnate Word	58 55	316	H McNeese	88 76							
336	A Northwestern St.	67 62	71	H Lamar University	57 79							
325	A Incarnate Word	69 81	339	A Houston Baptist	74 83							
293	H Central Ark.	60 62	158	H Abilene Christian	52 59							
258	A A&M-Corpus Christi	51 57	170	A Xavier	45 61							
61	A SFA	38 97	26	A Miami (FL)	38 78							

Non-Div I Games: Dillard 68 59 Centenary (LA) 104 42 Trinity Baptist 93 38

New Orleans

Loss, Non-Conf, S Site, H Home A Away N Neutral

Niagara

Through Games Of Feb. 5, 2019

Average RPI Win:	305	WON-LOST	WINNING	LAST 10	STRENGTH OF	OPP. STRENGTH	TEAM	ADJ.	CONF.	ADJ CONF.
Average RPI Loss:	122	RECORD	PCT. RANK	GAMES	SCHEDULE	OF SCHEDULE	RPI	RPI	RPI	RPI
DIV. I ONLY	11- 11	159	1- 0	290	178	229	229	27	27	
DIV. I NON-CONF.	4- 8	241	1- 0	163	90	238	238	28	28	
TOTALS	RPI 1-25	RPI 26-50	W-L RECORDS	RPI 51-100	RPI 101-150	RPI 150+				
11- 11	0- 3	0- 0	OVERALL	0- 3	0- 1	11- 4				
7- 4	0- 0	0- 0	HOME	0- 1	0- 1	7- 2				
3- 6	0- 3	0- 0	AWAY	0- 1	0- 0	3- 2				
1- 1	0- 0	0- 0	NEUTRAL	0- 1	0- 0	1- 0				
4- 8	0- 3	0- 0	NON-CONFERENCE	0- 2	0- 0	4- 3				
3- 2	0- 0	0- 0	HOME	0- 0	0- 0	3- 2				
0- 5	0- 3	0- 0	AWAY	0- 1	0- 0	0- 1				
1- 1	0- 0	0- 0	NEUTRAL	0- 1	0- 0	1- 0				
7- 3	0- 0	0- 0	CONFERENCE	0- 1	0- 1	7- 1				
4- 2	0- 0	0- 0	HOME	0- 1	0- 1	4- 0				
3- 1	0- 0	0- 0	AWAY	0- 0	0- 0	3- 1				
0- 0	0- 0	0- 0	NEUTRAL	0- 0	0- 0	0- 0				

RPI 1-25				RPI 26-50				RPI 51-100				RPI 101+ Team's RPI: 229			
RPI	S	Opponent	Score	RPI	S	Opponent	Score	RPI	S	Opponent	Score	RPI	S	Opponent	Score
10	A	Syracuse	45 94					62	H	Quinnipiac	55 96	150	H	Marist	58 87
11	A	Iowa St.	35 95					65	A	West Virginia	32 84	202	H	St. Bonaventure	48 76
25	A	Buffalo	61 88					88	N	Yale	64 67	221	H	Howard	61 68
												227	A	Monmouth	54 76
												231	H	Colgate	74 69
												245	H	Binghamton	79 72
												280	A	Saint Joseph's	54 68
												301	N	Morgan St.	67 57
												317	H	Coppin St.	71 69
												318	H	Fairfield	71 68
												319	A	Manhattan	58 54
												319	H	Manhattan	61 51
												320	A	Saint Peter's	75 66
												320	H	Saint Peter's	81 57
												333	A	Iona	58 46
												333	H	Iona	72 53
LAST 12 Division I GAMES:															
301	N	Morgan St.	67 57	318	H	Fairfield	71 68								
88	N	Yale	64 67	62	H	Quinnipiac	55 96								
333	H	Iona	72 53	333	A	Iona	58 46								
320	H	Saint Peter's	81 57	320	A	Saint Peter's	75 66								
227	A	Monmouth	54 76	319	H	Manhattan	61 51								
319	A	Manhattan	58 54	150	H	Marist	58 87								

Non-Div I Games:

Niagara

Loss, Non-Conf, S Site, H Home A Away N Neutral

Average RPI Win:	295	WON-LOST	WINNING	LAST 10	STRENGTH OF	OPP. STRENGTH	TEAM	ADJ.	CONF.	ADJ CONF.
Average RPI Loss:	113	RECORD	PCT. RANK	GAMES	SCHEDULE	OF SCHEDULE	RPI	RPI	RPI	RPI
DIV. I ONLY	10- 9	149	0- 1	283	215	184	184	26	26	
DIV. I NON-CONF.	4- 6	212	0- 1	199	102	170	170	23	23	
TOTALS	RPI 1-25	RPI 26-50	W-L RECORDS	RPI 51-100	RPI 101-150	RPI 150+				
10- 9	0- 1	0- 0	OVERALL	0- 4	0- 1	10- 3				
5- 1	0- 0	0- 0	HOME	0- 0	0- 0	5- 1				
4- 7	0- 1	0- 0	AWAY	0- 4	0- 1	4- 1				
1- 1	0- 0	0- 0	NEUTRAL	0- 0	0- 0	1- 1				
4- 6	0- 1	0- 0	NON-CONFERENCE	0- 2	0- 1	4- 2				
1- 0	0- 0	0- 0	HOME	0- 0	0- 0	1- 0				
2- 5	0- 1	0- 0	AWAY	0- 2	0- 1	2- 1				
1- 1	0- 0	0- 0	NEUTRAL	0- 0	0- 0	1- 1				
6- 3	0- 0	0- 0	CONFERENCE	0- 2	0- 0	6- 1				
4- 1	0- 0	0- 0	HOME	0- 0	0- 0	4- 1				
2- 2	0- 0	0- 0	AWAY	0- 2	0- 0	2- 0				
0- 0	0- 0	0- 0	NEUTRAL	0- 0	0- 0	0- 0				

RPI 1-25				RPI 26-50				RPI 51-100				RPI 101+ Team's RPI: 184			
RPI	S	Opponent	Score	RPI	S	Opponent	Score	RPI	S	Opponent	Score	RPI	S	Opponent	Score
2	A	Baylor	39 100					51	A	Auburn	59 80	122	A	Tulane	46 71
								54	A	LSU	44 76	164	N	Delaware	56 71
								61	A	SFA	62 70	175	A	Texas St.	67 72
								71	A	Lamar University	65 78	234	N	Texas Southern	58 57
												258	H	A&M-Corpus Christi	85 55
												272	A	Southeastern La.	73 66
												278	A	UTEP	58 56
												293	A	Central Ark.	64 60
												300	H	Mississippi Val.	72 47
												310	A	La.-Monroe	55 54
												316	H	McNeese	68 69
												325	H	Incarinate Word	86 62
												336	H	Northwestern St.	97 86
												339	H	Houston Baptist	77 54
LAST 12 Division I GAMES:															
164	N	Delaware	56 71	316	H	McNeese	68 69								
175	A	Texas St.	67 72	339	H	Houston Baptist	77 54								
272	A	Southeastern La.	73 66	61	A	SFA	62 70								
71	A	Lamar University	65 78	325	H	Incarinate Word	86 62								
258	H	A&M-Corpus Christi	85 55	336	H	Northwestern St.	97 86								
293	A	Central Ark.	64 60	54	A	LSU	44 76								

Non-Div I Games: Southern-N.O. 86 49 William Carey 86 45

Nicholls St.

Loss, Non-Conf, S Site, H Home A Away N Neutral

Average RPI Win:	302	WON-LOST	WINNING	LAST 10	STRENGTH OF	OPP. STRENGTH	TEAM	ADJ.	CONF.	ADJ CONF.
Average RPI Loss:	171	RECORD	PCT. RANK	GAMES	SCHEDULE	OF SCHEDULE	RPI	RPI	RPI	RPI
DIV. I ONLY	9- 10	188	1- 0	332	308	266	266	32	32	
DIV. I NON-CONF.	3- 8	267	1- 0	271	182	298	298	32	32	
TOTALS	RPI 1-25	RPI 26-50	W-L RECORDS	RPI 51-100	RPI 101-150	RPI 150+				
9- 10	0- 0	0- 0	OVERALL	0- 2	0- 3	9- 5				
5- 3	0- 0	0- 0	HOME	0- 0	0- 1	5- 2				
3- 7	0- 0	0- 0	AWAY	0- 2	0- 2	3- 3				
1- 0	0- 0	0- 0	NEUTRAL	0- 0	0- 0	1- 0				
3- 8	0- 0	0- 0	NON-CONFERENCE	0- 2	0- 3	3- 3				
2- 2	0- 0	0- 0	HOME	0- 0	0- 1	2- 1				
0- 6	0- 0	0- 0	AWAY	0- 2	0- 2	0- 2				
1- 0	0- 0	0- 0	NEUTRAL	0- 0	0- 0	1- 0				
6- 2	0- 0	0- 0	CONFERENCE	0- 0	0- 0	6- 2				
3- 1	0- 0	0- 0	HOME	0- 0	0- 0	3- 1				
3- 1	0- 0	0- 0	AWAY	0- 0	0- 0	3- 1				
0- 0	0- 0	0- 0	NEUTRAL	0- 0	0- 0	0- 0				

RPI 1-25				RPI 26-50				RPI 51-100				RPI 101+				Team's RPI: 266	
RPI	S	Opponent	Score	RPI	S	Opponent	Score	RPI	S	Opponent	Score	RPI	S	Opponent	Score		
								66	A	Old Dominion	53	69	127	A	High Point	51	83
								97	A	Wake Forest	61	63	136	A	Lehigh	41	62
												149	H	William & Mary	44	55	
												178	H	UMES	43	59	
												200	A	Ole Miss	42	60	
												215	H	Navy	65	58	
												221	A	Howard	70	74	
												241	N	Liberty	66	53	
												253	H	Campbell	49	57	
												267	H	Bethune-Cookman	57	50	
												285	A	La Salle	52	62	
												290	A	South Carolina St.	57	50	
												317	A	Coppin St.	68	63	
												341	H	Longwood	74	42	
												347	H	Delaware St.	63	50	
												348	A	Savannah St.	78	42	
												349	H	Florida A&M	60	58	
LAST 12 Division I GAMES:																	
				241	N	Liberty	66	53	317	A	Coppin St.	68	63				
				221	A	Howard	70	74	349	H	Florida A&M	60	58				
				178	H	UMES	43	59	347	H	Delaware St.	63	50				
				290	A	South Carolina St.	57	50	97	A	Wake Forest	61	63				
				348	A	Savannah St.	78	42	149	H	William & Mary	44	55				
				267	H	Bethune-Cookman	57	50	127	A	High Point	51	83				

Non-Div I Games: Cheyney 93 40 Saint Augustine's 71 38

Norfolk St.

Loss, Non-Conf, S Site, H Home A Away N Neutral

Average RPI Win:	268	WON-LOST	WINNING	LAST 10	STRENGTH OF	OPP. STRENGTH	TEAM	ADJ.	CONF.	ADJ CONF.
Average RPI Loss:	103	RECORD	PCT. RANK	GAMES	SCHEDULE	OF SCHEDULE	RPI	RPI	RPI	RPI
DIV. I ONLY	12- 3	27	0- 0	341	231	146	146	24	24	
DIV. I NON-CONF.	5- 1	37	0- 0	348	175	165	165	26	26	
TOTALS	RPI 1-25	RPI 26-50	W-L RECORDS	RPI 51-100	RPI 101-150	RPI 150+				
12- 3	0- 0	0- 0	OVERALL	0- 2	0- 0	12- 1				
4- 1	0- 0	0- 0	HOME	0- 1	0- 0	4- 0				
6- 2	0- 0	0- 0	AWAY	0- 1	0- 0	6- 1				
2- 0	0- 0	0- 0	NEUTRAL	0- 0	0- 0	2- 0				
5- 1	0- 0	0- 0	NON-CONFERENCE	0- 0	0- 0	5- 1				
1- 0	0- 0	0- 0	HOME	0- 0	0- 0	1- 0				
2- 1	0- 0	0- 0	AWAY	0- 0	0- 0	2- 1				
2- 0	0- 0	0- 0	NEUTRAL	0- 0	0- 0	2- 0				
7- 2	0- 0	0- 0	CONFERENCE	0- 2	0- 0	7- 0				
3- 1	0- 0	0- 0	HOME	0- 1	0- 0	3- 0				
4- 1	0- 0	0- 0	AWAY	0- 1	0- 0	4- 0				
0- 0	0- 0	0- 0	NEUTRAL	0- 0	0- 0	0- 0				

RPI S	Opponent	Score	RPI S	Opponent	Score	RPI S	Opponent	Score	RPI S	Opponent	Score	Team's RPI: 146
69	A FGCU	51	76	69	H FGCU	52	68	170	A Xavier	81	94	
								173	A Vanderbilt	74	71	
								212	H Stetson	71	55	
								217	N Southeast Mo. St.	80	67	
								223	A Jacksonville	62	59	
								232	H Alabama St.	68	42	
								286	A North Florida	70	64	
								295	H Kennesaw St.	80	55	
								300	A Mississippi Val.	86	72	
								309	A NJIT	77	54	
								309	H NJIT	72	60	
								330	A Lipscomb	81	60	
								335	N Western Caro.	89	66	
LAST 12 Division I GAMES:												
69	A FGCU	51	76	309	H NJIT	72	60					
330	A Lipscomb	81	60	69	H FGCU	52	68					
309	A NJIT	77	54	286	A North Florida	70	64					
295	H Kennesaw St.	80	55	300	A Mississippi Val.	86	72					
212	H Stetson	71	55	170	A Xavier	81	94					
223	A Jacksonville	62	59	335	N Western Caro.	89	66					

Non-Div I Games: Stillman 99 43 Martin Methodist 79 48 Lane 98 57 Blue Mountain (MS) 70 42
North Ala.

North Carolina

Through Games Of Feb. 5, 2019

Average RPI Win:	106	WON-LOST	WINNING	LAST 10	STRENGTH OF	OPP. STRENGTH	TEAM	ADJ.	CONF.	ADJ CONF.
Average RPI Loss:	52	RECORD	PCT. RANK	GAMES	SCHEDULE	OF SCHEDULE	RPI	RPI	RPI	RPI
DIV. I ONLY	14- 9	113	1- 0	3	22	22	22	1	1	
DIV. I NON-CONF.	9- 5	105	0- 0	40	75	56	56	1	1	
TOTALS	RPI 1-25	RPI 26-50	W-L RECORDS	RPI 51-100	RPI 101-150	RPI 150+				
14- 9	2- 3	3- 2	OVERALL	3- 2	2- 2	4- 0				
8- 2	1- 1	1- 0	HOME	2- 1	2- 0	2- 0				
3- 5	1- 2	0- 1	AWAY	1- 0	0- 2	1- 0				
3- 2	0- 0	2- 1	NEUTRAL	0- 1	0- 0	1- 0				
9- 5	0- 0	2- 1	NON-CONFERENCE	1- 2	2- 2	4- 0				
5- 1	0- 0	0- 0	HOME	1- 1	2- 0	2- 0				
1- 2	0- 0	0- 0	AWAY	0- 0	0- 2	1- 0				
3- 2	0- 0	2- 1	NEUTRAL	0- 1	0- 0	1- 0				
5- 4	2- 3	1- 1	CONFERENCE	2- 0	0- 0	0- 0				
3- 1	1- 1	1- 0	HOME	1- 0	0- 0	0- 0				
2- 3	1- 2	0- 1	AWAY	1- 0	0- 0	0- 0				
0- 0	0- 0	0- 0	NEUTRAL	0- 0	0- 0	0- 0				

RPI 1-25				Team's RPI: 22		RPI 26-50				RPI 51-100				RPI 101+			
RPI	S	Opponent	Score	RPI	S	Opponent	Score	RPI	S	Opponent	Score	RPI	S	Opponent	Score		
1	H	Notre Dame	78 73	26	A	Miami (FL)	68 76	51	N	Auburn	81 86	110	A	Ohio St.	69 76		
3	A	Louisville	66 73	34	N	Kentucky	75 85	56	A	Virginia Tech	81 69	119	H	UNCW	82 55		
9	A	NC State	64 51	37	N	Rice	71 50	75	H	Kent St.	73 60	120	H	VCU	59 47		
10	A	Syracuse	77 90	43	H	Georgia Tech	91 90	77	H	Maine	73 85	131	A	Colorado	74 86		
23	H	Florida St.	63 64	49	N	UCLA	83 49	97	H	Wake Forest	84 61	152	N	South Fla.	71 69		

Non-Div I Games:

North Carolina

Loss, Non-Conf, S Site, H Home A Away N Neutral

North Dakota

Through Games Of Feb. 5, 2019

Average RPI Win:	271	WON-LOST	WINNING	LAST 10	STRENGTH OF	OPP. STRENGTH	TEAM	ADJ.	CONF.	ADJ CONF.
Average RPI Loss:	145	RECORD	PCT. RANK	GAMES	SCHEDULE	OF SCHEDULE	RPI	RPI	RPI	RPI
DIV. I ONLY	8- 14	249	1- 0	240	159	222	222	19	19	
DIV. I NON-CONF.	4- 8	241	0- 0	191	99	191	191	19	19	
TOTALS	RPI 1-25	RPI 26-50	W-L RECORDS	RPI 51-100	RPI 101-150	RPI 150+				
8- 14	0- 2	0- 2	OVERALL	0- 1	0- 1	8- 8				
2- 4	0- 0	0- 2	HOME	0- 0	0- 0	2- 2				
4- 10	0- 2	0- 0	AWAY	0- 1	0- 1	4- 6				
2- 0	0- 0	0- 0	NEUTRAL	0- 0	0- 0	2- 0				
4- 8	0- 2	0- 0	NON-CONFERENCE	0- 1	0- 1	4- 4				
0- 1	0- 0	0- 0	HOME	0- 0	0- 0	0- 1				
2- 7	0- 2	0- 0	AWAY	0- 1	0- 1	2- 3				
2- 0	0- 0	0- 0	NEUTRAL	0- 0	0- 0	2- 0				
4- 6	0- 0	0- 2	CONFERENCE	0- 0	0- 0	4- 4				
2- 3	0- 0	0- 2	HOME	0- 0	0- 0	2- 1				
2- 3	0- 0	0- 0	AWAY	0- 0	0- 0	2- 3				
0- 0	0- 0	0- 0	NEUTRAL	0- 0	0- 0	2- 0				

RPI S	Opponent	Score	RPI S	Opponent	Score	RPI S	Opponent	Score	RPI S	Opponent	Score	Team's RPI: 222
10	A Syracuse	49 85	28	H South Dakota St.	48 66	93	A UNI	60 64	114	A Penn St.	68 75	
11	A Iowa St.	35 87	35	H South Dakota	50 80				167	A Denver	66 87	
									183	A Oral Roberts	75 67	
									185	A Illinois St.	55 67	
									190	H Milwaukee	46 64	
									199	A Rhode Island	63 77	
									207	A Massachusetts	59 52	
									212	A Stetson	63 74	
									225	N San Francisco	100 97	
									240	A Western Ill.	90 111	
									240	H Western Ill.	80 92	
									283	N Western Mich.	62 50	
									294	A Valparaiso	62 56	
									311	A North Dakota St.	57 69	
									322	A Omaha	69 68	
									322	H Omaha	68 57	
									332	H Purdue Fort Wayne	79 60	
LAST 12 Division I GAMES:												
322	A Omaha	69 68	322	H Omaha	68 57							
240	A Western Ill.	90 111	167	A Denver	66 87							
35	H South Dakota	50 80	183	A Oral Roberts	75 67							
311	A North Dakota St.	57 69	332	H Purdue Fort Wayne	79 60							
28	H South Dakota St.	48 66	225	N San Francisco	100 97							
240	H Western Ill.	80 92	283	N Western Mich.	62 50							

Non-Div I Games: Mayville St. 84 50

North Dakota

Loss, Non-Conf, S Site, H Home A Away N Neutral

Average RPI Win: 283		WON-LOST	WINNING	LAST 10	STRENGTH OF	OPP. STRENGTH	TEAM	ADJ.	CONF.	ADJ CONF.
Average RPI Loss: 164		RECORD	PCT. RANK	GAMES	SCHEDULE	OF SCHEDULE	RPI	RPI	RPI	RPI
DIV. I ONLY		5- 15	298	0- 1	285	186	311	311	19	19
DIV. I NON-CONF.		2- 9	297	0- 0	300	183	330	330	19	19
TOTALS	RPI 1-25		RPI 26-50		W-L RECORDS		RPI 51-100		RPI 101-150	RPI 150+
5- 15	0- 0		0- 2		OVERALL		0- 2		0- 1	5- 10
4- 4	0- 0		0- 1		HOME		0- 0		0- 1	4- 2
1- 9	0- 0		0- 1		AWAY		0- 2		0- 0	1- 6
0- 2	0- 0		0- 0		NEUTRAL		0- 0		0- 0	0- 2
2- 9	0- 0		0- 0		NON-CONFERENCE		0- 2		0- 1	2- 6
1- 3	0- 0		0- 0		HOME		0- 0		0- 1	1- 2
1- 4	0- 0		0- 0		AWAY		0- 2		0- 0	1- 2
0- 2	0- 0		0- 0		NEUTRAL		0- 0		0- 0	0- 2
3- 6	0- 0		0- 2		CONFERENCE		0- 0		0- 0	3- 4
3- 1	0- 0		0- 1		HOME		0- 0		0- 0	3- 0
0- 5	0- 0		0- 1		AWAY		0- 0		0- 0	0- 4
0- 0	0- 0		0- 0		NEUTRAL		0- 0		0- 0	0- 0

RPI 1-25				RPI 26-50				RPI 51-100				RPI 101+				Team's RPI: 311	
RPI	S	Opponent	Score	RPI	S	Opponent	Score	RPI	S	Opponent	Score	RPI	S	Opponent	Score		
				28	A	South Dakota St.	33 86	81	A	Pacific	68 75	104	H	Creighton	51 86		
				35	H	South Dakota	41 67	98	A	Northern Ill.	63 81	167	A	Denver	54 81		
												176	N	North Texas	78 92		
												177	A	Wisconsin	53 64		
												183	A	Oral Roberts	72 101		
												190	H	Milwaukee	55 57		
												212	A	Stetson	59 60		
												220	H	UMKC	59 69		
												222	H	North Dakota	69 57		
												225	N	San Francisco	42 75		
												240	A	Western Ill.	70 82		
												240	H	Western Ill.	68 60		
												294	A	Valparaiso	51 48		
												322	A	Omaha	61 78		
												328	H	New Hampshire	56 51		
												332	H	Purdue Fort Wayne	70 54		
LAST 12 Division I GAMES:																	
				240	A	Western Ill.	70 82	322	A	Omaha	61 78						
				183	A	Oral Roberts	72 101	35	H	South Dakota	41 67						
				28	A	South Dakota St.	33 86	332	H	Purdue Fort Wayne	70 54						
				222	H	North Dakota	69 57	212	A	Stetson	59 60						
				167	A	Denver	54 81	225	N	San Francisco	42 75						
				240	H	Western Ill.	68 60	294	A	Valparaiso	51 48						

Non-Div I Games:	Mayville St.	49	43
------------------	--------------	----	----

North Dakota St.

Loss, Non-Conf, S Site, H Home A Away N Neutral

North Florida

Through Games Of Feb. 5, 2019

Average RPI Win:	306	WON-LOST	WINNING	LAST 10	STRENGTH OF	OPP. STRENGTH	TEAM	ADJ.	CONF.	ADJ CONF.
Average RPI Loss:	163	RECORD	PCT. RANK	GAMES	SCHEDULE	OF SCHEDULE	RPI	RPI	RPI	RPI
DIV. I ONLY	7- 11	237	1- 0	297	270	286	286	24	24	
DIV. I NON-CONF.	3- 6	241	0- 0	308	281	319	319	26	26	
TOTALS	RPI 1-25	RPI 26-50	W-L RECORDS	RPI 51-100	RPI 101-150	RPI 150+				
7- 11	0- 1	0- 1	OVERALL	0- 2	0- 1	7- 6				
5- 4	0- 0	0- 0	HOME	0- 1	0- 1	5- 2				
2- 7	0- 1	0- 1	AWAY	0- 1	0- 0	2- 4				
0- 0	0- 0	0- 0	NEUTRAL	0- 0	0- 0	0- 0				
3- 6	0- 1	0- 1	NON-CONFERENCE	0- 0	0- 0	3- 4				
3- 1	0- 0	0- 0	HOME	0- 0	0- 0	3- 1				
0- 5	0- 1	0- 1	AWAY	0- 0	0- 0	0- 3				
0- 0	0- 0	0- 0	NEUTRAL	0- 0	0- 0	0- 0				
4- 5	0- 0	0- 0	CONFERENCE	0- 2	0- 1	4- 2				
2- 3	0- 0	0- 0	HOME	0- 1	0- 1	2- 1				
2- 2	0- 0	0- 0	AWAY	0- 1	0- 0	2- 1				
0- 0	0- 0	0- 0	NEUTRAL	0- 0	0- 0	0- 0				

RPI	S	Opponent	Score	RPI	S	Opponent	Score	RPI	S	Opponent	Score	RPI	S	Opponent	Score	Team's RPI: 286
23	A	Florida St.	53 74	33	A	Indiana	52 75	69	A	FGCU	48 80	146	H	North Ala.	64 70	
								69	H	FGCU	66 105	200	A	Ole Miss	69 82	
												212	H	Stetson	71 57	
												219	A	Colorado St.	59 61	
												223	H	Jacksonville	72 80	
												241	A	Liberty	53 69	
												267	A	Bethune-Cookman	60 76	
												295	A	Kennesaw St.	71 60	
												302	H	Alabama A&M	62 63	
												314	H	FIU	62 53	
												315	H	Charleston So.	82 76	
												330	A	Lipscomb	68 53	
												330	H	Lipscomb	72 66	
												349	H	Florida A&M	64 53	
LAST 12 Division I GAMES:																
330	H	Lipscomb	72 66	69	H	FGCU	66 105	330	A	Lipscomb	68 53	200	A	Ole Miss	69 82	
295	A	Kennesaw St.	71 60	146	H	North Ala.	64 70	302	H	Alabama A&M	62 63	267	A	Bethune-Cookman	60 76	
69	A	FGCU	48 80	212	H	Stetson	71 57									
223	H	Jacksonville	72 80													
241	A	Liberty	53 69													

Non-Div I Games: Trinity Baptist 99 40 Warner 67 36

North Florida

Loss, Non-Conf, S Site, H Home A Away N Neutral

North Texas

Through Games Of Feb. 5, 2019

Average RPI Win:	222	WON-LOST	WINNING	LAST 10	STRENGTH OF	OPP. STRENGTH	TEAM	ADJ.	CONF.	ADJ CONF.
Average RPI Loss:	111	RECORD	PCT. RANK	GAMES	SCHEDULE	OF SCHEDULE	RPI	RPI	RPI	RPI
DIV. I ONLY	8- 10	212	1- 0	115	140	176	176	14	14	
DIV. I NON-CONF.	4- 5	190	0- 0	206	149	235	235	18	18	
TOTALS	RPI 1-25	RPI 26-50	W-L RECORDS	RPI 51-100	RPI 101-150	RPI 150+				
8- 10	0- 0	0- 3	OVERALL	1- 3	0- 1	7- 3				
5- 4	0- 0	0- 1	HOME	1- 1	0- 0	4- 2				
2- 5	0- 0	0- 1	AWAY	0- 2	0- 1	2- 1				
1- 1	0- 0	0- 1	NEUTRAL	0- 0	0- 0	1- 0				
4- 5	0- 0	0- 2	NON-CONFERENCE	1- 1	0- 0	3- 2				
3- 2	0- 0	0- 1	HOME	1- 0	0- 0	2- 1				
0- 2	0- 0	0- 0	AWAY	0- 1	0- 0	0- 1				
1- 1	0- 0	0- 1	NEUTRAL	0- 0	0- 0	1- 0				
4- 5	0- 0	0- 1	CONFERENCE	0- 2	0- 1	4- 1				
2- 2	0- 0	0- 0	HOME	0- 1	0- 0	2- 1				
2- 3	0- 0	0- 1	AWAY	0- 1	0- 1	2- 0				
0- 0	0- 0	0- 0	NEUTRAL	0- 0	0- 0	0- 0				

RPI 1-25				RPI 26-50				RPI 51-100				RPI 101+				Team's RPI: 176	
RPI	S	Opponent	Score	RPI	S	Opponent	Score	RPI	S	Opponent	Score	RPI	S	Opponent	Score		
				30	H	Texas	54 64	58	A	Middle Tenn.	46 61	141	A	UAB	60 70		
				37	A	Rice	52 64	59	A	Kansas St.	42 60	159	A	Louisiana Tech	65 54		
				46	N	Wyoming	49 53	66	H	Old Dominion	71 72	162	H	Charlotte	68 63		
								67	H	Missouri St.	83 76	186	A	Southern Miss.	62 48		
												194	H	Utah St.	41 57		
												203	A	SMU	66 73		
												274	H	CSU Bakersfield	71 59		
												276	H	UTSA	54 57		
												278	H	UTEP	70 51		
												311	N	North Dakota St.	92 78		
												339	H	Houston Baptist	100 75		
LAST 12 Division I GAMES:																	
				162	H	Charlotte	68 63	278	H	UTEP	70 51						
				66	H	Old Dominion	71 72	186	A	Southern Miss.	62 48						
				58	A	Middle Tenn.	46 61	159	A	Louisiana Tech	65 54						
				141	A	UAB	60 70	274	H	CSU Bakersfield	71 59						
				37	A	Rice	52 64	194	H	Utah St.	41 57						
				276	H	UTSA	54 57	339	H	Houston Baptist	100 75						

Non-Div I Games: Mid-Amer. Christian82 35 Xavier (LA) 59 46 Okla. Panhandle 93 52

North Texas

Loss, Non-Conf, S Site, H Home A Away N Neutral

Northeastern

Through Games Of Feb. 5, 2019

Average RPI Win:	193	WON-LOST	WINNING	LAST 10	STRENGTH OF	OPP. STRENGTH	TEAM	ADJ.	CONF.	ADJ CONF.
Average RPI Loss:	129	RECORD	PCT. RANK	GAMES	SCHEDULE	OF SCHEDULE	RPI	RPI	RPI	RPI
DIV. I ONLY	14- 6	68	0- 1	163	158	85	85	10	10	
DIV. I NON-CONF.	10- 1	17	0- 0	196	208	39	39	11	11	
TOTALS	RPI 1-25	RPI 26-50	W-L RECORDS	RPI 51-100	RPI 101-150	RPI 150+				
14- 6	0- 0	0- 1	OVERALL	1- 1	4- 3	9- 1				
9- 1	0- 0	0- 0	HOME	1- 1	2- 0	6- 0				
5- 5	0- 0	0- 1	AWAY	0- 0	2- 3	3- 1				
0- 0	0- 0	0- 0	NEUTRAL	0- 0	0- 0	0- 0				
10- 1	0- 0	0- 0	NON-CONFERENCE	1- 0	3- 1	6- 0				
6- 0	0- 0	0- 0	HOME	1- 0	1- 0	4- 0				
4- 1	0- 0	0- 0	AWAY	0- 0	2- 1	2- 0				
0- 0	0- 0	0- 0	NEUTRAL	0- 0	0- 0	0- 0				
4- 5	0- 0	0- 1	CONFERENCE	0- 1	1- 2	3- 1				
3- 1	0- 0	0- 0	HOME	0- 1	1- 0	2- 0				
1- 4	0- 0	0- 1	AWAY	0- 0	0- 2	1- 1				
0- 0	0- 0	0- 0	NEUTRAL	0- 0	0- 0	0- 0				

RPI 1-25			RPI 26-50			RPI 51-100			Team's RPI: 85	RPI 101+		
RPI	S	Opponent	Score	RPI	S	Opponent	Score	RPI	S	Opponent	Score	
				42	A	James Madison	49 84	77	H	Maine	63 55	102 A Providence 65 59
								90	H	Drexel	59 61	105 A Dayton 84 79
												119 A UNCW 70 83
												121 A Towson 83 88
												139 H Fordham 58 54
												149 H William & Mary 88 74
												150 A Marist 84 90
												164 H Delaware 75 62
												168 H Boston U. 81 51
												198 H Elon 79 71
												207 H Massachusetts 53 52
												208 A Florida 79 66
												250 A Hofstra 61 78
												252 H Air Force 54 41
												291 A Col. of Charleston 87 56
												318 A Fairfield 59 50
												328 H New Hampshire 69 54
LAST 12 Division I GAMES:												
119	A	UNCW	70 83	121	A	Towson	83 88					
291	A	Col. of Charleston	87 56	149	H	William & Mary	88 74					
250	A	Hofstra	61 78	198	H	Elon	79 71					
164	H	Delaware	75 62	77	H	Maine	63 55					
90	H	Drexel	59 61	150	A	Marist	84 90					
42	A	James Madison	49 84	102	A	Providence	65 59					

Non-Div I Games:

Northeastern

■ Loss,
 ■ Non-Conf, S Site,
 ■ Home
 ■ Away
 N Neutral

NORTHSHORE HALL				THROUGH GAMES OF FEB. 5, 1919						
Average RPI Win:	239	WON-LOST	WINNING	LAST 10	STRENGTH OF	OPP. STRENGTH	TEAM	ADJ.	CONF.	ADJ CONF.
Average RPI Loss:	149	RECORD	PCT. RANK	GAMES	SCHEDULE	OF SCHEDULE	RPI	RPI	RPI	RPI
DIV. I ONLY	6- 14	274	0- 1	239	129	265	265	16	16	
DIV. I NON-CONF.	4- 5	190	0- 1	226	93	193	193	12	12	

TOTALS	RPI 1-25		RPI 26-50		W-L RECORDS		RPI 51-100		RPI 101-150	RPI 150+
6- 14	0- 0		0- 1		OVERALL		0- 3		2- 4	4- 6
3- 5	0- 0		0- 1		HOME		0- 2		1- 0	2- 2
3- 8	0- 0		0- 0		AWAY		0- 1		1- 4	2- 3
0- 1	0- 0		0- 0		NEUTRAL		0- 0		0- 0	0- 1
4- 5	0- 0		0- 1		NON-CONFERENCE		0- 1		2- 1	2- 2
2- 1	0- 0		0- 1		HOME		0- 0		1- 0	1- 0
2- 3	0- 0		0- 0		AWAY		0- 1		1- 1	1- 1
0- 1	0- 0		0- 0		NEUTRAL		0- 0		0- 0	0- 1
2- 9	0- 0		0- 0		CONFERENCE		0- 2		0- 3	2- 4
1- 4	0- 0		0- 0		HOME		0- 2		0- 0	1- 2
1- 5	0- 0		0- 0		AWAY		0- 0		0- 3	1- 2
0- 0	0- 0		0- 0		NEUTRAL		0- 0		0- 0	0- 0

RPI 1-25				RPI 26-50				RPI 51-100				RPI 101+				Team's RPI: 265	
RPI	S	Opponent	Score	RPI	S	Opponent	Score	RPI	S	Opponent	Score	RPI	S	Opponent	Score		
				39	H	New Mexico	55 84	72	A	Arizona	47 71	108	A	Northern Colo.	53 63		
								75	H	Idaho St.	69 80	111	A	Loyola Marymount	63 62		
								95	H	Idaho	69 86	128	H	Fresno St.	86 73		
												135	A	Washington	59 81		
												140	A	Montana St.	70 80		
												145	A	Montana	62 78		
												163	A	Portland St.	55 72		
												197	H	Eastern Wash.	62 64		
												203	N	SMU	48 55		
												219	A	Colorado St.	54 65		
												236	A	Sacramento St.	61 65		
												259	A	Southern Utah	78 69		
												259	H	Southern Utah	76 82		
												287	H	California Baptist	91 88		
												308	H	Weber St.	74 64		
												342	A	Seattle U	65 58		
LAST 12 Division I GAMES:																	
				203	N	SMU	48 55	236	A	Sacramento St.	61 65						
				197	H	Eastern Wash.	62 64	259	H	Southern Utah	76 82						
				95	H	Idaho	69 86	75	H	Idaho St.	69 80						
				259	A	Southern Utah	78 69	308	H	Weber St.	74 64						
				108	A	Northern Colo.	53 63	140	A	Montana St.	70 80						
				163	A	Portland St.	55 72	145	A	Montana	62 78						

Non-Div I Games:

Northern Ariz.

Loss, Non-Conf, S Site, H Home A Away N Neutral

Average RPI Win:	180	WON-LOST	WINNING	LAST 10	STRENGTH OF	OPP. STRENGTH	TEAM	ADJ.	CONF.	ADJ CONF.
Average RPI Loss:	153	RECORD	PCT. RANK	GAMES	SCHEDULE	OF SCHEDULE	RPI	RPI	RPI	RPI
DIV. I ONLY	14- 6	68	1- 0	217	95	108	108	16	16	
DIV. I NON-CONF.	5- 4	139	0- 0	220	26	110	110	12	12	
TOTALS	RPI 1-25	RPI 26-50	W-L RECORDS	RPI 51-100	RPI 101-150	RPI 150+				
14- 6	0- 0	0- 1	OVERALL	2- 1	3- 2	9- 2				
7- 2	0- 0	0- 0	HOME	1- 0	1- 1	5- 1				
7- 4	0- 0	0- 1	AWAY	1- 1	2- 1	4- 1				
0- 0	0- 0	0- 0	NEUTRAL	0- 0	0- 0	0- 0				
5- 4	0- 0	0- 1	NON-CONFERENCE	0- 1	1- 1	4- 1				
3- 0	0- 0	0- 0	HOME	0- 0	1- 0	2- 0				
2- 4	0- 0	0- 1	AWAY	0- 1	0- 1	2- 1				
0- 0	0- 0	0- 0	NEUTRAL	0- 0	0- 0	0- 0				
9- 2	0- 0	0- 0	CONFERENCE	2- 0	2- 1	5- 1				
4- 2	0- 0	0- 0	HOME	1- 0	0- 1	3- 1				
5- 0	0- 0	0- 0	AWAY	1- 0	2- 0	2- 0				
0- 0	0- 0	0- 0	NEUTRAL	0- 0	0- 0	0- 0				

RPI 1-25				RPI 26-50				RPI 51-100				RPI 101+				Team's RPI: 108
RPI	S	Opponent	Score	RPI	S	Opponent	Score	RPI	S	Opponent	Score	RPI	S	Opponent	Score	
				32	A	BYU	50 70	54	A	LSU	57 62	130	H	Chattanooga	68 65	
								75	H	Idaho St.	60 56	131	A	Colorado	69 77	
								95	A	Idaho	86 72	140	A	Montana St.	84 73	
												140	H	Montana St.	66 79	
												145	A	Montana	73 62	
												163	H	Portland St.	79 63	
												167	H	Denver	74 66	
												197	A	Eastern Wash.	67 62	
												203	H	SMU	58 57	
												219	A	Colorado St.	53 47	
												225	A	San Francisco	68 63	
												236	H	Sacramento St.	82 69	
												252	A	Air Force	57 69	
												259	A	Southern Utah	71 44	
												265	H	Northern Ariz.	63 53	
												308	H	Weber St.	54 55	
LAST 12 Division I GAMES:																
				140	A	Montana St.	84 73	145	A	Montana	73 62					
				265	H	Northern Ariz.	63 53	197	A	Eastern Wash.	67 62					
				259	A	Southern Utah	71 44	95	A	Idaho	86 72					
				75	H	Idaho St.	60 56	163	H	Portland St.	79 63					
				308	H	Weber St.	54 55	236	H	Sacramento St.	82 69					
				140	H	Montana St.	66 79	32	A	BYU	50 70					

Non-Div I Games:

Northern Colo.

■ Loss,
 ■ Non-Conf, S Site,
 ■ Home
 ■ Away
 N Neutral

Average RPI Win:	204	WON-LOST	WINNING	LAST 10	STRENGTH OF	OPP. STRENGTH	TEAM	ADJ.	CONF.	ADJ CONF.
Average RPI Loss:	63	RECORD	PCT. RANK	GAMES	SCHEDULE	OF SCHEDULE	RPI	RPI	RPI	RPI
DIV. I ONLY	12- 8	115	1- 0	88	99	98	98	7	7	
DIV. I NON-CONF.	8- 4	91	1- 0	233	131	111	111	8	8	
TOTALS	RPI 1-25	RPI 26-50	W-L RECORDS	RPI 51-100	RPI 101-150	RPI 150+				
12- 8	0- 3	0- 2	OVERALL	3- 1	1- 1	8- 1				
8- 2	0- 1	0- 1	HOME	3- 0	1- 0	4- 0				
2- 6	0- 2	0- 1	AWAY	0- 1	0- 1	2- 1				
2- 0	0- 0	0- 0	NEUTRAL	0- 0	0- 0	2- 0				
8- 4	0- 1	0- 1	NON-CONFERENCE	2- 0	0- 1	6- 1				
6- 0	0- 0	0- 0	HOME	2- 0	0- 0	4- 0				
0- 4	0- 1	0- 1	AWAY	0- 0	0- 1	0- 1				
2- 0	0- 0	0- 0	NEUTRAL	0- 0	0- 0	2- 0				
4- 4	0- 2	0- 1	CONFERENCE	1- 1	1- 0	2- 0				
2- 2	0- 1	0- 1	HOME	1- 0	1- 0	0- 0				
2- 2	0- 1	0- 0	AWAY	0- 1	0- 0	2- 0				
0- 0	0- 0	0- 0	NEUTRAL	0- 0	0- 0	0- 0				

RPI 1-25				RPI 26-50				RPI 51-100				Team's RPI: 98	RPI 101+			
RPI	S	Opponent	Score	RPI	S	Opponent	Score	RPI	S	Opponent	Score		RPI	S	Opponent	Score
11	A	Iowa St.	60 70	33	A	Indiana	73 91	55	H	Miami (OH)	82 71		145	A	Montana	70 86
21	H	Central Mich.	66 89	40	H	Ohio	53 69	75	A	Kent St.	78 87		147	H	Akron	70 59
25	A	Buffalo	64 93					88	H	Yale	89 80		155	A	Southern Ill.	73 82
								93	H	UNI	70 59		189	A	Eastern Mich.	68 65
													218	A	Bowling Green	66 52
													239	H	Brown	109 102
													240	N	Western Ill.	86 61
													242	N	Nevada	98 69
													279	H	Eastern Ill.	78 59
													311	H	North Dakota St.	81 63
													345	H	Chicago St.	114 52
LAST 12 Division I GAMES:																
242	N	Nevada	98 69	147	H	Akron	70 59									
93	H	UNI	70 59	218	A	Bowling Green	66 52									
11	A	Iowa St.	60 70	21	H	Central Mich.	66 89									
189	A	Eastern Mich.	68 65	75	A	Kent St.	78 87									
25	A	Buffalo	64 93	55	H	Miami (OH)	82 71									
40	H	Ohio	53 69	239	H	Brown	109 102									

Non-Div I Games:

Northern Ill.

■ Loss,
 ■ Non-Conf, S Site,
 ■ Home
 ■ Away
 N Neutral

Average RPI Win:	270	WON-LOST	WINNING	LAST 10	STRENGTH OF	OPP. STRENGTH	TEAM	ADJ.	CONF.	ADJ CONF.
Average RPI Loss:	140	RECORD	PCT. RANK	GAMES	SCHEDULE	OF SCHEDULE	RPI	RPI	RPI	RPI
DIV. I ONLY	6- 14	274	1- 0	204	184	281	281	20	20	
DIV. I NON-CONF.	0- 9	336	0- 0	101	133	306	306	17	17	
TOTALS	RPI 1-25	RPI 26-50	W-L RECORDS	RPI 51-100	RPI 101-150	RPI 150+				
6- 14	0- 1	0- 0	OVERALL	0- 4	1- 5	5- 4				
5- 4	0- 0	0- 0	HOME	0- 3	1- 0	4- 1				
1- 7	0- 1	0- 0	AWAY	0- 1	0- 3	1- 2				
0- 3	0- 0	0- 0	NEUTRAL	0- 0	0- 2	0- 1				
0- 9	0- 1	0- 0	NON-CONFERENCE	0- 2	0- 3	0- 3				
0- 2	0- 0	0- 0	HOME	0- 1	0- 0	0- 1				
0- 4	0- 1	0- 0	AWAY	0- 1	0- 1	0- 1				
0- 3	0- 0	0- 0	NEUTRAL	0- 0	0- 2	0- 1				
6- 5	0- 0	0- 0	CONFERENCE	0- 2	1- 2	5- 1				
5- 2	0- 0	0- 0	HOME	0- 2	1- 0	4- 0				
1- 3	0- 0	0- 0	AWAY	0- 0	0- 2	1- 1				
0- 0	0- 0	0- 0	NEUTRAL	0- 0	0- 0	0- 0				

RPI	S	Opponent	Score	RPI	S	Opponent	Score	RPI	S	Opponent	Score	RPI	S	Opponent	Score	Team's RPI: 281
3	A	Louisville	59 92					64	H	Belmont	53 71	102	A	Providence	43 48	
								73	H	Green Bay	61 81	125	A	Youngstown St.	66 77	
								75	A	Kent St.	61 62	134	A	IUPUI	48 70	
								84	H	Wright St.	55 61	134	H	IUPUI	60 57	
												137	N	Pepperdine	46 51	
												147	N	Akron	60 77	
												185	H	Illinois St.	53 58	
												190	H	Milwaukee	55 54	
												270	A	Cleveland St.	47 76	
												282	A	Austin Peay	48 52	
												285	N	La Salle	56 74	
												304	H	Oakland	72 50	
												329	H	Detroit Mercy	68 56	
												331	A	UIC	67 49	
												331	H	UIC	78 44	
LAST 12 Division I GAMES:																
331	H	UIC	78 44	84	H	Wright St.	55 61									
134	H	IUPUI	60 57	73	H	Green Bay	61 81									
304	H	Oakland	72 50	190	H	Milwaukee	55 54									
329	H	Detroit Mercy	68 56	134	A	IUPUI	48 70									
125	A	Youngstown St.	66 77	331	A	UIC	67 49									
270	A	Cleveland St.	47 76	137	N	Pepperdine	46 51									

Non-Div I Games: Alderson Broadus 73 32

Northern Ky.

Loss,
Non-Conf,
S Site,
H Home
A Away
N Neutral

Northwestern

Through Games Of Feb. 5, 2019

Average RPI Win:	160	WON-LOST	WINNING	LAST 10	STRENGTH OF	OPP. STRENGTH	TEAM	ADJ.	CONF.	ADJ CONF.
Average RPI Loss:	64	RECORD	PCT. RANK	GAMES	SCHEDULE	OF SCHEDULE	RPI	RPI	RPI	RPI
DIV. I ONLY	14- 8	97	0- 1	99	37	87	87	4	4	
DIV. I NON-CONF.	7- 4	109	0- 1	216	35	146	146	6	6	
TOTALS	RPI 1-25	RPI 26-50	W-L RECORDS	RPI 51-100	RPI 101-150	RPI 150+				
14- 8	1- 2	1- 2	OVERALL	3- 2	2- 2	7- 0				
8- 4	1- 1	0- 1	HOME	1- 0	2- 2	4- 0				
5- 3	0- 1	1- 1	AWAY	2- 1	0- 0	2- 0				
1- 1	0- 0	0- 0	NEUTRAL	0- 1	0- 0	1- 0				
7- 4	0- 1	0- 1	NON-CONFERENCE	2- 1	1- 1	4- 0				
4- 2	0- 1	0- 0	HOME	1- 0	1- 1	2- 0				
2- 1	0- 0	0- 1	AWAY	1- 0	0- 0	1- 0				
1- 1	0- 0	0- 0	NEUTRAL	0- 1	0- 0	1- 0				
7- 4	1- 1	1- 1	CONFERENCE	1- 1	1- 1	3- 0				
4- 2	1- 0	0- 1	HOME	0- 0	1- 1	2- 0				
3- 2	0- 1	1- 0	AWAY	1- 1	0- 0	1- 0				
0- 0	0- 0	0- 0	NEUTRAL	0- 0	0- 0	0- 0				

RPI 1-25				RPI 26-50				RPI 51-100				RPI 101+			
RPI	S	Opponent	Score	RPI	S	Opponent	Score	RPI	S	Opponent	Score	RPI	S	Opponent	Score
8	H	Marquette	57 76	33	A	Indiana	75 69	57	A	Michigan	78 79	110	H	Ohio St.	76 59
15	A	Rutgers	41 45	38	A	DePaul	60 76	70	H	Duke	84 58	123	H	Pittsburgh	49 52
24	H	Michigan St.	70 62	44	H	Purdue	54 57	73	A	Green Bay	57 55	129	H	Minnesota	54 61
								94	N	Kansas	57 66	132	H	UT Martin	90 64
								100	A	Nebraska	58 54	177	H	Wisconsin	72 46
												188	A	Illinois	64 56
												188	H	Illinois	68 45
												208	A	Florida	83 74
												263	N	Wichita St.	65 43
												331	H	UIC	87 44
												345	H	Chicago St.	97 35
LAST 12 Division I GAMES:															
		94 N Kansas	57 66			33 A Indiana	75 69								
		110 H Ohio St.	76 59			44 H Purdue	54 57								
		129 H Minnesota	54 61			57 A Michigan	78 79								
		188 A Illinois	64 56			24 H Michigan St.	70 62								
		100 A Nebraska	58 54			188 H Illinois	68 45								
		177 H Wisconsin	72 46			15 A Rutgers	41 45								

Non-Div I Games:

Northwestern

■ Loss,
 ■ Non-Conf, S Site,
 ■ Home
 ■ Away
 N Neutral

Average RPI Win:	313	WON-LOST	WINNING	LAST 10	STRENGTH OF	OPP. STRENGTH	TEAM	ADJ.	CONF.	ADJ CONF.
Average RPI Loss:	179	RECORD	PCT. RANK	GAMES	SCHEDULE	OF SCHEDULE	RPI	RPI	RPI	RPI
DIV. I ONLY	3- 13	319	0- 0	299	251	336	336	26	26	
DIV. I NON-CONF.	1- 6	318	0- 0	293	91	335	335	23	23	
TOTALS	RPI 1-25	RPI 26-50	W-L RECORDS	RPI 51-100	RPI 101-150	RPI 150+				
3- 13	0- 0	0- 1	OVERALL	0- 2	0- 2	3- 8				
3- 3	0- 0	0- 0	HOME	0- 0	0- 0	3- 3				
0- 10	0- 0	0- 1	AWAY	0- 2	0- 2	0- 5				
0- 0	0- 0	0- 0	NEUTRAL	0- 0	0- 0	0- 0				
1- 6	0- 0	0- 1	NON-CONFERENCE	0- 1	0- 2	1- 2				
1- 1	0- 0	0- 0	HOME	0- 0	0- 0	1- 1				
0- 5	0- 0	0- 1	AWAY	0- 1	0- 2	0- 1				
0- 0	0- 0	0- 0	NEUTRAL	0- 0	0- 0	0- 0				
2- 7	0- 0	0- 0	CONFERENCE	0- 1	0- 0	2- 6				
2- 2	0- 0	0- 0	HOME	0- 0	0- 0	2- 2				
0- 5	0- 0	0- 0	AWAY	0- 1	0- 0	0- 4				
0- 0	0- 0	0- 0	NEUTRAL	0- 0	0- 0	0- 0				

RPI 1-25				RPI 26-50				RPI 51-100				RPI 101+ Team's RPI: 336			
RPI	S	Opponent	Score	RPI	S	Opponent	Score	RPI	S	Opponent	Score	RPI	S	Opponent	Score
				30	A	Texas	66 104	61	A	SFA	56 84	113	A	Alabama	73 87
								74	A	Arkansas	53 98	148	A	Oklahoma	56 93
												158	H	Abilene Christian	63 72
												184	A	Nicholls St.	86 97
												186	A	Southern Miss.	54 69
												206	A	Sam Houston St.	55 66
												258	A	A&M-Corpus Christi	55 79
												272	H	Southeastern La.	58 47
												293	A	Central Ark.	52 74
												310	H	La.-Monroe	55 63
												312	H	New Orleans	62 67
												316	H	McNeese	82 63
												350	H	Alcorn	78 65
LAST 12 Division I GAMES:															
293	A	Central Ark.	52 74	258	A	A&M-Corpus Christi	55 79								
312	H	New Orleans	62 67	316	H	McNeese	82 63								
272	H	Southeastern La.	58 47	184	A	Nicholls St.	86 97								
206	A	Sam Houston St.	55 66	30	A	Texas	66 104								
158	H	Abilene Christian	63 72	113	A	Alabama	73 87								
61	A	SFA	56 84	310	H	La.-Monroe	55 63								

Non-Div I Games: Loyola (LA) 71 66 Central Baptist 82 56 LeTourneau 100 40 Centenary (LA) 94 51 Northwestern St.

Loss, Non-Conf, S Site, H Home A Away N Neutral

Notre Dame

Through Games Of Feb. 5, 2019

Average RPI Win:	68	WON-LOST	WINNING	LAST 10	STRENGTH OF	OPP. STRENGTH	TEAM	ADJ.	CONF.	ADJ CONF.
Average RPI Loss:	14	RECORD	PCT. RANK	GAMES	SCHEDULE	OF SCHEDULE	RPI	RPI	RPI	RPI
DIV. I ONLY	21- 2	6	1- 0	1	2	1	1	1	1	1
DIV. I NON-CONF.	13- 1	9	1- 0	1	12	1	1	1	1	1
TOTALS	RPI 1-25	RPI 26-50	W-L RECORDS	RPI 51-100	RPI 101-150	RPI 150+				
21- 2	5- 2	5- 0	OVERALL	6- 0	4- 0	1- 0				
11- 1	2- 1	1- 0	HOME	3- 0	4- 0	1- 0				
7- 1	1- 1	3- 0	AWAY	3- 0	0- 0	0- 0				
3- 0	2- 0	1- 0	NEUTRAL	0- 0	0- 0	0- 0				
13- 1	4- 1	2- 0	NON-CONFERENCE	4- 0	2- 0	1- 0				
6- 1	1- 1	0- 0	HOME	2- 0	2- 0	1- 0				
4- 0	1- 0	1- 0	AWAY	2- 0	0- 0	0- 0				
3- 0	2- 0	1- 0	NEUTRAL	0- 0	0- 0	0- 0				
8- 1	1- 1	3- 0	CONFERENCE	2- 0	2- 0	0- 0				
5- 0	1- 0	1- 0	HOME	1- 0	2- 0	0- 0				
3- 1	0- 1	2- 0	AWAY	1- 0	0- 0	0- 0				
0- 0	0- 0	0- 0	NEUTRAL	0- 0	0- 0	0- 0				

RPI S	Opponent	Score	RPI S	Opponent	Score	RPI S	Opponent	Score	RPI S	Opponent	Score
3	H Louisville	82 68	31	N Oregon St.	91 81	56	A Virginia Tech	80 51	103	H Boston College	92 63
6	H UConn	71 89	38	A DePaul	101 77	63	A Tennessee	77 62	118	H Western Ky.	94 53
8	A Marquette	87 63	43	A Georgia Tech	76 55	68	H Harvard	103 58	123	H Pittsburgh	100 44
12	N Gonzaga	81 65	43	H Georgia Tech	90 50	82	H Penn	75 55	136	H Lehigh	95 68
13	H Iowa	105 71	47	A Clemson	101 63	83	A Toledo	72 56	245	H Binghamton	103 53
19	N Drake	82 64				97	H Wake Forest	78 48			
22	A North Carolina	73 78									
LAST 12 Division I GAMES:											
31	N Oregon St.	91 81	103	H Boston College	92 63						
19	N Drake	82 64	56	A Virginia Tech	80 51						
43	H Georgia Tech	90 50	97	H Wake Forest	78 48						
47	A Clemson	101 63	3	H Louisville	82 68						
22	A North Carolina	73 78	43	A Georgia Tech	76 55						
63	A Tennessee	77 62	123	H Pittsburgh	100 44						

Non-Div I Games:

Notre Dame

Loss, Non-Conf, S Site, H Home A Away N Neutral

Average RPI Win:	302	WON-LOST	WINNING	LAST 10	STRENGTH OF	OPP. STRENGTH	TEAM	ADJ.	CONF.	ADJ CONF.
Average RPI Loss:	143	RECORD	PCT. RANK	GAMES	SCHEDULE	OF SCHEDULE	RPI	RPI	RPI	RPI
DIV. I ONLY	2- 18	337	0- 1	124	190	304	304	20	20	
DIV. I NON-CONF.	1- 8	322	0- 0	26	103	232	232	17	17	
TOTALS	RPI 1-25	RPI 26-50	W-L RECORDS	RPI 51-100	RPI 101-150	RPI 150+				
2- 18	0- 2	0- 1	OVERALL	0- 4	0- 4	2- 7				
2- 7	0- 1	0- 1	HOME	0- 2	0- 1	2- 2				
0- 10	0- 1	0- 0	AWAY	0- 2	0- 2	0- 5				
0- 1	0- 0	0- 0	NEUTRAL	0- 0	0- 1	0- 0				
1- 8	0- 2	0- 1	NON-CONFERENCE	0- 2	0- 1	1- 2				
1- 3	0- 1	0- 1	HOME	0- 1	0- 0	1- 0				
0- 4	0- 1	0- 0	AWAY	0- 1	0- 0	0- 2				
0- 1	0- 0	0- 0	NEUTRAL	0- 0	0- 1	0- 0				
1- 10	0- 0	0- 0	CONFERENCE	0- 2	0- 3	1- 5				
1- 4	0- 0	0- 0	HOME	0- 1	0- 1	1- 2				
0- 6	0- 0	0- 0	AWAY	0- 1	0- 2	0- 3				
0- 0	0- 0	0- 0	NEUTRAL	0- 0	0- 0	0- 0				

RPI 1-25				RPI 26-50				RPI 51-100				RPI 101+ Team's RPI: 304			
RPI	S	Opponent	Score	RPI	S	Opponent	Score	RPI	S	Opponent	Score	RPI	S	Opponent	Score
21	A	Central Mich.	61 104	33	H	Indiana	32 59	57	H	Michigan	59 85	125	A	Youngstown St.	61 76
24	H	Michigan St.	58 102					73	H	Green Bay	53 77	125	H	Youngstown St.	55 69
								75	A	Kent St.	65 75	134	A	IUPUI	53 82
								84	A	Wright St.	58 69	147	N	Akron	65 85
												156	A	Bradley	64 73
												185	A	Illinois St.	56 62
												190	H	Milwaukee	52 79
												270	A	Cleveland St.	90 98
												270	H	Cleveland St.	62 64
												275	H	Canisius	71 60
												281	A	Northern Ky.	50 72
												329	H	Detroit Mercy	74 67
												331	A	UIC	65 69
LAST 12 Division I GAMES:															
270	A	Cleveland St.	90 98	134	A	IUPUI	53 82								
125	A	Youngstown St.	61 76	331	A	UIC	65 69								
281	A	Northern Ky.	50 72	329	H	Detroit Mercy	74 67								
84	A	Wright St.	58 69	125	H	Youngstown St.	55 69								
73	H	Green Bay	53 77	270	H	Cleveland St.	62 64								
190	H	Milwaukee	52 79	57	H	Michigan	59 85								

Non-Div I Games: Grace Bible (MI) 94 48 Rochester College 64 46

Oakland

Loss, Non-Conf, S Site, H Home A Away N Neutral

Average RPI Win:	169	WON-LOST	WINNING	LAST 10	STRENGTH OF	OPP. STRENGTH	TEAM	ADJ.	CONF.	ADJ CONF.
Average RPI Loss:	38	RECORD	PCT. RANK	GAMES	SCHEDULE	OF SCHEDULE	RPI	RPI	RPI	RPI
DIV. I ONLY	18- 2	10	1- 1	169	76	40	40	7	7	
DIV. I NON-CONF.	11- 0	1	0- 0	273	117	40	40	8	8	
TOTALS	RPI 1-25	RPI 26-50	W-L RECORDS	RPI 51-100	RPI 101-150	RPI 150+				
18- 2	1- 1	1- 0	OVERALL	4- 1	2- 0	10- 0				
9- 2	0- 1	1- 0	HOME	1- 1	1- 0	6- 0				
7- 0	1- 0	0- 0	AWAY	2- 0	1- 0	3- 0				
2- 0	0- 0	0- 0	NEUTRAL	1- 0	0- 0	1- 0				
11- 0	0- 0	1- 0	NON-CONFERENCE	2- 0	2- 0	6- 0				
6- 0	0- 0	1- 0	HOME	0- 0	1- 0	4- 0				
3- 0	0- 0	0- 0	AWAY	1- 0	1- 0	1- 0				
2- 0	0- 0	0- 0	NEUTRAL	1- 0	0- 0	1- 0				
7- 2	1- 1	0- 0	CONFERENCE	2- 1	0- 0	4- 0				
3- 2	0- 1	0- 0	HOME	1- 1	0- 0	2- 0				
4- 0	1- 0	0- 0	AWAY	1- 0	0- 0	2- 0				
0- 0	0- 0	0- 0	NEUTRAL	0- 0	0- 0	0- 0				

RPI 1-25				RPI 26-50				Team's RPI: 40				RPI 51-100				RPI 101+			
RPI	S	Opponent	Score	RPI	S	Opponent	Score	RPI	S	Opponent	Score	RPI	S	Opponent	Score	RPI	S	Opponent	Score
21	H	Central Mich.	70 88	44	H	Purdue	80 73	55	H	Miami (OH)	61 67	119	H	UNCW	95 72				
25	A	Buffalo	74 71					71	N	Lamar University	87 62	134	A	IUPUI	73 66				
								75	H	Kent St.	83 81	180	A	Ball St.	90 75				
								98	A	Northern Ill.	69 53	180	H	Ball St.	94 62				
								99	A	American	77 67	189	H	Eastern Mich.	85 44				
												202	N	St. Bonaventure	70 53				
												218	A	Bowling Green	82 79				
												245	H	Binghamton	86 49				
												260	A	Richmond	109 58				
												270	H	Cleveland St.	72 54				
												317	H	Coppin St.	87 62				
												323	H	Eastern Ky.	100 60				
LAST 12 Division I GAMES:																			
180	H	Ball St.	94 62	55	H	Miami (OH)	61 67	21	H	Central Mich.	70 88	25	A	Buffalo	74 71				
218	A	Bowling Green	82 79	98	A	Northern Ill.	69 53	99	A	American	77 67	260	A	Richmond	109 58				
189	H	Eastern Mich.	85 44	75	H	Kent St.	83 81	134	A	IUPUI	73 66								

Non-Div I Games:

Ohio

■ Loss,
■ Non-Conf,
■ S Site,
■ H Home
■ A Away
N Neutral

Average RPI Win:	126	WON-LOST	WINNING	LAST 10	STRENGTH OF	OPP. STRENGTH	TEAM	ADJ.	CONF.	ADJ CONF.
Average RPI Loss:	66	RECORD	PCT. RANK	GAMES	SCHEDULE	OF SCHEDULE	RPI	RPI	RPI	RPI
DIV. I ONLY	9- 11	203	0- 1	35	15	110	110	4	4	
DIV. I NON-CONF.	4- 5	190	0- 0	121	6	189	189	6	6	
TOTALS	RPI 1-25	RPI 26-50	W-L RECORDS	RPI 51-100	RPI 101-150	RPI 150+				
9- 11	2- 3	1- 2	OVERALL	1- 4	2- 1	3- 1				
7- 3	2- 1	1- 0	HOME	1- 1	0- 0	3- 1				
2- 6	0- 2	0- 1	AWAY	0- 2	2- 1	0- 0				
0- 2	0- 0	0- 1	NEUTRAL	0- 1	0- 0	0- 0				
4- 5	1- 1	0- 1	NON-CONFERENCE	1- 1	0- 1	2- 1				
4- 1	1- 0	0- 0	HOME	1- 0	0- 0	2- 1				
0- 2	0- 1	0- 0	AWAY	0- 0	0- 1	0- 0				
0- 2	0- 0	0- 1	NEUTRAL	0- 1	0- 0	0- 0				
5- 6	1- 2	1- 1	CONFERENCE	0- 3	2- 0	1- 0				
3- 2	1- 1	1- 0	HOME	0- 1	0- 0	1- 0				
2- 4	0- 1	0- 1	AWAY	0- 2	2- 0	0- 0				
0- 0	0- 0	0- 0	NEUTRAL	0- 0	0- 0	0- 0				

RPI 1-25				RPI 26-50				RPI 51-100				RPI 101+ Team's RPI: 110			
RPI	S	Opponent	Score	RPI	S	Opponent	Score	RPI	S	Opponent	Score	RPI	S	Opponent	Score
6	A	UConn	53 85	33	H	Indiana	55 50	56	N	Virginia Tech	73 81	114	A	Penn St.	76 71
20	A	Maryland	69 75	44	A	Purdue	42 60	57	A	Michigan	58 62	129	A	Minnesota	65 55
20	H	Maryland	57 70	45	N	Butler	53 66	87	A	Northwestern	59 76	135	A	Washington	59 69
22	H	North Carolina	76 69					89	H	Cincinnati	69 56	152	H	South Fla.	47 71
24	H	Michigan St.	65 55					100	H	Nebraska	69 78	188	H	Illinois	78 70
												208	H	Florida	46 41
												329	H	Detroit Mercy	55 41
LAST 12 Division I GAMES:															
87	A	Northwestern	59 76	24	H	Michigan St.	65 55								
188	H	Illinois	78 70	33	H	Indiana	55 50								
129	A	Minnesota	65 55	20	A	Maryland	69 75								
20	H	Maryland	57 70	100	H	Nebraska	69 78								
57	A	Michigan	58 62	44	A	Purdue	42 60								
114	A	Penn St.	76 71	56	N	Virginia Tech	73 81								

Non-Div I Games:

Ohio St.

■ Loss,
■ Non-Conf,
■ S Site,
■ H Home
■ A Away
N Neutral

Average RPI Win:	219	WON-LOST	WINNING	LAST 10	STRENGTH OF	OPP. STRENGTH	TEAM	ADJ.	CONF.	ADJ CONF.
Average RPI Loss:	54	RECORD	PCT. RANK	GAMES	SCHEDULE	OF SCHEDULE	RPI	RPI	RPI	RPI
DIV. I ONLY	5- 15	298	0- 1	8	48	148	148	3	3	
DIV. I NON-CONF.	4- 7	228	0- 1	38	107	157	157	3	3	
TOTALS	RPI 1-25	RPI 26-50	W-L RECORDS	RPI 51-100	RPI 101-150	RPI 150+				
5- 15	0- 3	0- 6	OVERALL	0- 4	2- 1	3- 1				
4- 5	0- 2	0- 2	HOME	0- 1	2- 0	2- 0				
1- 8	0- 1	0- 3	AWAY	0- 3	0- 0	1- 1				
0- 2	0- 0	0- 1	NEUTRAL	0- 0	0- 1	0- 0				
4- 7	0- 1	0- 3	NON-CONFERENCE	0- 1	1- 1	3- 1				
3- 2	0- 1	0- 1	HOME	0- 0	1- 0	2- 0				
1- 3	0- 0	0- 1	AWAY	0- 1	0- 0	1- 1				
0- 2	0- 0	0- 1	NEUTRAL	0- 0	0- 1	0- 0				
1- 8	0- 2	0- 3	CONFERENCE	0- 3	1- 0	0- 0				
1- 3	0- 1	0- 1	HOME	0- 1	1- 0	0- 0				
0- 5	0- 1	0- 2	AWAY	0- 2	0- 0	0- 0				
0- 0	0- 0	0- 0	NEUTRAL	0- 0	0- 0	0- 0				

RPI 1-25				RPI 26-50				RPI 51-100				RPI 101+ Team's RPI: 148			
RPI	S	Opponent	Score	RPI	S	Opponent	Score	RPI	S	Opponent	Score	RPI	S	Opponent	Score
2	H	Baylor	53 74	30	A	Texas	63 73	51	A	Auburn	79 95	118	H	Western Ky.	90 83
6	H	UConn	63 72	30	H	Texas	67 76	59	A	Kansas St.	56 86	141	N	UAB	84 89
11	A	Iowa St.	78 104	38	H	DePaul	76 87	65	H	West Virginia	55 66	143	H	Texas Tech	66 61
				39	A	New Mexico	80 84	94	A	Kansas	79 88	152	A	South Fla.	70 87
				47	N	Clemson	62 74					203	A	SMU	77 61
				50	A	TCU	71 86					293	H	Central Ark.	65 52
												336	H	Northwestern St.	93 56
LAST 12 Division I GAMES:															
47	N	Clemson	62 74	65	H	West Virginia	55 66								
30	H	Texas	67 76	30	A	Texas	63 73								
94	A	Kansas	79 88	59	A	Kansas St.	56 86								
2	H	Baylor	53 74	143	H	Texas Tech	66 61								
50	A	TCU	71 86	203	A	SMU	77 61								
11	A	Iowa St.	78 104	6	H	UConn	63 72								

Non-Div I Games:

Oklahoma

■ Loss,
 ■ Non-Conf,
 ■ S Site,
 ■ H Home
 ■ A Away
 N Neutral

Average RPI Win:	188	WON-LOST	WINNING	LAST 10	STRENGTH OF	OPP. STRENGTH	TEAM	ADJ.	CONF.	ADJ CONF.
Average RPI Loss:	41	RECORD	PCT. RANK	GAMES	SCHEDULE	OF SCHEDULE	RPI	RPI	RPI	RPI
DIV. I ONLY	12- 8	115	0- 1	59	73	86	86	3	3	
DIV. I NON-CONF.	9- 2	43	0- 0	266	188	109	109	3	3	
TOTALS	RPI 1-25	RPI 26-50	W-L RECORDS	RPI 51-100	RPI 101-150	RPI 150+				
12- 8	0- 2	1- 3	OVERALL	1- 3	1- 0	9- 0				
10- 3	0- 2	1- 0	HOME	0- 1	1- 0	8- 0				
2- 5	0- 0	0- 3	AWAY	1- 2	0- 0	1- 0				
0- 0	0- 0	0- 0	NEUTRAL	0- 0	0- 0	0- 0				
9- 2	0- 0	0- 1	NON-CONFERENCE	0- 1	0- 0	9- 0				
8- 1	0- 0	0- 0	HOME	0- 1	0- 0	8- 0				
1- 1	0- 0	0- 1	AWAY	0- 0	0- 0	1- 0				
0- 0	0- 0	0- 0	NEUTRAL	0- 0	0- 0	0- 0				
3- 6	0- 2	1- 2	CONFERENCE	1- 2	1- 0	0- 0				
2- 2	0- 2	1- 0	HOME	0- 0	1- 0	0- 0				
1- 4	0- 0	0- 2	AWAY	1- 2	0- 0	0- 0				
0- 0	0- 0	0- 0	NEUTRAL	0- 0	0- 0	0- 0				

RPI 1-25				RPI 26-50				RPI 51-100				Team's RPI: 86	RPI 101+			
RPI	S	Opponent	Score	RPI	S	Opponent	Score	RPI	S	Opponent	Score		RPI	S	Opponent	Score
2	H	Baylor	58 66	30	A	Texas	51 60	59	A	Kansas St.	48 59		143	H	Texas Tech	65 57
11	H	Iowa St.	71 84	49	A	UCLA	59 71	63	H	Tennessee	63 76		169	H	UC Riverside	76 51
				50	A	TCU	55 69	65	A	West Virginia	58 67		175	H	Texas St.	66 55
				50	H	TCU	75 71	94	A	Kansas	72 62		181	H	Arkansas St.	62 60
													183	H	Oral Roberts	89 69
													191	H	Prairie View	70 50
													201	H	Grambling	86 40
													261	H	Samford	82 62
													263	A	Wichita St.	60 47
													339	H	Houston Baptist	77 44
LAST 12 Division I GAMES:																
50	A	TCU	55 69	65	A	West Virginia	58 67									
2	H	Baylor	58 66	50	H	TCU	75 71									
11	H	Iowa St.	71 84	30	A	Texas	51 60									
59	A	Kansas St.	48 59	201	H	Grambling	86 40									
94	A	Kansas	72 62	183	H	Oral Roberts	89 69									
143	H	Texas Tech	65 57	49	A	UCLA	59 71									

Non-Div I Games:

Oklahoma St.

■ Loss,
 ■ Non-Conf, S Site,
 ■ Home
 ■ Away
 N Neutral

Average RPI Win:	210	WON-LOST	WINNING	LAST 10	STRENGTH OF	OPP. STRENGTH	TEAM	ADJ.	CONF.	ADJ CONF.
Average RPI Loss:	91	RECORD	PCT. RANK	GAMES	SCHEDULE	OF SCHEDULE	RPI	RPI	RPI	RPI
DIV. I ONLY	16- 6	62	0- 1	137	149	66	66	14	14	
DIV. I NON-CONF.	9- 3	61	0- 1	42	195	34	34	18	18	
TOTALS	RPI 1-25	RPI 26-50	W-L RECORDS	RPI 51-100	RPI 101-150	RPI 150+				
16- 6	0- 1	0- 1	OVERALL	1- 1	4- 2	11- 1				
8- 1	0- 0	0- 0	HOME	0- 0	2- 1	6- 0				
6- 4	0- 1	0- 1	AWAY	1- 0	1- 1	4- 1				
2- 1	0- 0	0- 0	NEUTRAL	0- 1	1- 0	1- 0				
9- 3	0- 1	0- 0	NON-CONFERENCE	1- 1	4- 1	4- 0				
4- 1	0- 0	0- 0	HOME	0- 0	2- 1	2- 0				
3- 1	0- 1	0- 0	AWAY	1- 0	1- 0	1- 0				
2- 1	0- 0	0- 0	NEUTRAL	0- 1	1- 0	1- 0				
7- 3	0- 0	0- 1	CONFERENCE	0- 0	0- 1	7- 1				
4- 0	0- 0	0- 0	HOME	0- 0	0- 0	4- 0				
3- 3	0- 0	0- 1	AWAY	0- 0	0- 1	3- 1				
0- 0	0- 0	0- 0	NEUTRAL	0- 0	0- 0	0- 0				

RPI	S	Opponent	Score	RPI	S	Opponent	Score	RPI	S	Opponent	Score	RPI	S	Opponent	Score
9	A	NC State	56 85	37	A	Rice	42 48	53	N	Saint Mary's (CA)	65 83	101	H	Virginia	67 73
								89	A	Cincinnati	76 72	118	A	Western Ky.	60 75
												120	H	VCU	60 57
												122	A	Tulane	56 48
												142	N	Tennessee Tech	80 73
												149	H	William & Mary	83 69
												159	A	Louisiana Tech	70 59
												176	A	North Texas	72 71
												186	A	Southern Miss.	53 50
												223	N	Jacksonville	78 76
												230	A	Marshall	48 57
												253	A	Campbell	83 59
												266	H	Norfolk St.	69 53
												276	H	UTSA	72 47
												278	H	UTEP	78 59
												288	H	Fla. Atlantic	87 53
												314	H	FIU	95 68
												317	H	Coppin St.	81 51
LAST 12 Division I GAMES:															
53	N	Saint Mary's (CA)	65 83	159	A	Louisiana Tech	70 59								
37	A	Rice	42 48	314	H	FIU	95 68								
176	A	North Texas	72 71	288	H	Fla. Atlantic	87 53								
276	H	UTSA	72 47	118	A	Western Ky.	60 75								
278	H	UTEP	78 59	230	A	Marshall	48 57								
186	A	Southern Miss.	53 50	317	H	Coppin St.	81 51								

Non-Div I Games:

Old Dominion

■ Loss,
■ Non-Conf,
■ S Site,
■ H Home
■ A Away
N Neutral

Average RPI Win:	230	WON-LOST	WINNING	LAST 10	STRENGTH OF	OPP. STRENGTH	TEAM	ADJ.	CONF.	ADJ CONF.
Average RPI Loss:	83	RECORD	PCT. RANK	GAMES	SCHEDULE	OF SCHEDULE	RPI	RPI	RPI	RPI
DIV. I ONLY	8- 15	258	0- 1	71	92	200	200	5	5	
DIV. I NON-CONF.	6- 8	199	0- 0	156	228	255	255	5	5	
TOTALS	RPI 1-25	RPI 26-50	W-L RECORDS	RPI 51-100	RPI 101-150	RPI 150+				
8- 15	0- 3	1- 3	OVERALL	0- 4	0- 2	7- 3				
7- 8	0- 1	0- 1	HOME	0- 4	0- 1	7- 1				
1- 4	0- 1	1- 1	AWAY	0- 0	0- 0	0- 2				
0- 3	0- 1	0- 1	NEUTRAL	0- 0	0- 1	0- 0				
6- 8	0- 1	0- 2	NON-CONFERENCE	0- 1	0- 2	6- 2				
6- 4	0- 0	0- 1	HOME	0- 1	0- 1	6- 1				
0- 1	0- 0	0- 0	AWAY	0- 0	0- 0	0- 1				
0- 3	0- 1	0- 1	NEUTRAL	0- 0	0- 1	0- 0				
2- 7	0- 2	1- 1	CONFERENCE	0- 3	0- 0	1- 1				
1- 4	0- 1	0- 0	HOME	0- 3	0- 0	1- 0				
1- 3	0- 1	1- 1	AWAY	0- 0	0- 0	0- 1				
0- 0	0- 0	0- 0	NEUTRAL	0- 0	0- 0	0- 0				

RPI 1-25				RPI 26-50				RPI 51-100				RPI 101+ Team's RPI: 200			
RPI	S	Opponent	Score	RPI	S	Opponent	Score	RPI	S	Opponent	Score	RPI	S	Opponent	Score
6	N	UConn	50 90	34	A	Kentucky	55 49	51	H	Auburn	51 64	126	N	St. John's (NY)	59 64
7	A	Mississippi St.	49 80	36	A	Missouri	55 78	54	H	LSU	41 55	134	H	IUPUI	58 66
18	H	Texas A&M	60 72	44	N	Purdue	59 70	74	H	Arkansas	55 85	159	A	Louisiana Tech	71 80
				50	H	TCU	50 55	91	H	Troy	54 71	173	A	Vanderbilt	68 80
												179	H	Temple	62 55
												208	H	Florida	76 66
												224	H	Jacksonville St.	49 60
												237	H	Louisiana	79 57
												266	H	Norfolk St.	60 42
												283	H	Western Mich.	69 66
												286	H	North Florida	82 69
												348	H	Savannah St.	74 51
LAST 12 Division I GAMES:															
18	H	Texas A&M	60 72	54	H	LSU	41 55								
51	H	Auburn	51 64	74	H	Arkansas	55 85								
7	A	Mississippi St.	49 80	36	A	Missouri	55 78								
173	A	Vanderbilt	68 80	286	H	North Florida	82 69								
208	H	Florida	76 66	91	H	Troy	54 71								
34	A	Kentucky	55 49	159	A	Louisiana Tech	71 80								

Non-Div I Games:

Ole Miss

■ Loss,
 ■ Non-Conf,
 ■ S Site,
 ■ H Home
 ■ A Away
 N Neutral

Average RPI Win:	320	WON-LOST	WINNING	LAST 10	STRENGTH OF	OPP. STRENGTH	TEAM	ADJ.	CONF.	ADJ CONF.
Average RPI Loss:	159	RECORD	PCT. RANK	GAMES	SCHEDULE	OF SCHEDULE	RPI	RPI	RPI	RPI
DIV. I ONLY	5- 15	298	1- 0	298	247	322	322	19	19	
DIV. I NON-CONF.	4- 7	228	1- 0	299	287	289	289	19	19	
TOTALS	RPI 1-25	RPI 26-50	W-L RECORDS	RPI 51-100	RPI 101-150	RPI 150+				
5- 15	0- 0	0- 2	OVERALL	0- 2	0- 3	5- 8				
3- 6	0- 0	0- 1	HOME	0- 0	0- 1	3- 4				
1- 8	0- 0	0- 1	AWAY	0- 2	0- 2	1- 3				
1- 1	0- 0	0- 0	NEUTRAL	0- 0	0- 0	1- 1				
4- 7	0- 0	0- 0	NON-CONFERENCE	0- 2	0- 3	4- 2				
2- 2	0- 0	0- 0	HOME	0- 0	0- 1	2- 1				
1- 4	0- 0	0- 0	AWAY	0- 2	0- 2	1- 0				
1- 1	0- 0	0- 0	NEUTRAL	0- 0	0- 0	1- 1				
1- 8	0- 0	0- 2	CONFERENCE	0- 0	0- 0	1- 6				
1- 4	0- 0	0- 1	HOME	0- 0	0- 0	1- 3				
0- 4	0- 0	0- 1	AWAY	0- 0	0- 0	0- 3				
0- 0	0- 0	0- 0	NEUTRAL	0- 0	0- 0	0- 0				

RPI S	Opponent	Score	RPI S	Opponent	Score	RPI S	Opponent	Score	RPI S	Opponent	Score	Team's RPI: 322
28	A South Dakota St.	47 81	59	A Kansas St.	46 61	104	A Creighton	51 66				
35	H South Dakota	49 80	93	A UNI	50 79	140	A Montana St.	56 59				
						144	H CSUN	52 64				
						156	H Bradley	60 80				
						167	H Denver	68 95				
						183	H Oral Roberts	56 71				
						222	A North Dakota	57 68				
						222	H North Dakota	68 69				
						240	A Western Ill.	70 78				
						253	N Campbell	52 65				
						274	H CSU Bakersfield	53 46				
						311	H North Dakota St.	78 61				
						329	A Detroit Mercy	51 42				
						332	A Purdue Fort Wayne	48 56				
						337	H USC Upstate	96 69				
						349	N Florida A&M	57 50				
LAST 12 Division I GAMES:												
349	N Florida A&M	57 50	222	A North Dakota	57 68							
222	H North Dakota	68 69	311	H North Dakota St.	78 61							
28	A South Dakota St.	47 81	183	H Oral Roberts	56 71							
332	A Purdue Fort Wayne	48 56	167	H Denver	68 95							
35	H South Dakota	49 80	93	A UNI	50 79							
240	A Western Ill.	70 78	140	A Montana St.	56 59							

Non-Div I Games: Peru St. 91 44 Graceland (IA) 81 39

Omaha

Loss, Non-Conf, S Site, H Home A Away N Neutral

Oral Roberts

Through Games Of Feb. 5, 2019

Average RPI Win:	274	WON-LOST	WINNING	LAST 10	STRENGTH OF	OPP. STRENGTH	TEAM	ADJ.	CONF.	ADJ CONF.
Average RPI Loss:	93	RECORD	PCT. RANK	GAMES	SCHEDULE	OF SCHEDULE	RPI	RPI	RPI	RPI
DIV. I ONLY	10- 11	178	0- 1	199	156	183	183	19	19	
DIV. I NON-CONF.	5- 6	177	0- 0	151	122	154	154	19	19	
TOTALS	RPI 1-25	RPI 26-50	W-L RECORDS	RPI 51-100	RPI 101-150	RPI 150+				
10- 11	0- 1	0- 3	OVERALL	0- 3	0- 1	10- 3				
5- 5	0- 0	0- 2	HOME	0- 0	0- 1	5- 2				
5- 6	0- 1	0- 1	AWAY	0- 3	0- 0	5- 1				
0- 0	0- 0	0- 0	NEUTRAL	0- 0	0- 0	0- 0				
5- 6	0- 1	0- 0	NON-CONFERENCE	0- 3	0- 1	5- 1				
2- 2	0- 0	0- 0	HOME	0- 0	0- 1	2- 1				
3- 4	0- 1	0- 0	AWAY	0- 3	0- 0	3- 0				
0- 0	0- 0	0- 0	NEUTRAL	0- 0	0- 0	0- 0				
5- 5	0- 0	0- 3	CONFERENCE	0- 0	0- 0	5- 2				
3- 3	0- 0	0- 2	HOME	0- 0	0- 0	3- 1				
2- 2	0- 0	0- 1	AWAY	0- 0	0- 0	2- 1				
0- 0	0- 0	0- 0	NEUTRAL	0- 0	0- 0	0- 0				

RPI 1-25				RPI 26-50				RPI 51-100				RPI 101+ Team's RPI: 183			
RPI	S	Opponent	Score	RPI	S	Opponent	Score	RPI	S	Opponent	Score	RPI	S	Opponent	Score
13	A	Iowa	77 90	28	A	South Dakota St.	55 68	74	A	Arkansas	61 74	115	H	UT Arlington	62 80
				28	H	South Dakota St.	65 74	86	A	Oklahoma St.	69 89	161	H	Tulsa	68 76
				35	H	South Dakota	72 76	94	A	Kansas	58 70	167	A	Denver	76 93
												175	A	Texas St.	81 64
												206	A	Sam Houston St.	73 62
												220	H	UMKC	75 64
												222	H	North Dakota	67 75
												240	H	Western Ill.	68 64
												259	H	Southern Utah	64 59
												311	H	North Dakota St.	101 72
												322	A	Omaha	71 56
												332	A	Purdue Fort Wayne	72 61
												332	H	Purdue Fort Wayne	66 56
												339	A	Houston Baptist	74 56
LAST 12 Division I GAMES:															
				28	H	South Dakota St.	65 74	332	A	Purdue Fort Wayne	72 61				
				332	H	Purdue Fort Wayne	66 56	240	H	Western Ill.	68 64				
				311	H	North Dakota St.	101 72	222	H	North Dakota	67 75				
				167	A	Denver	76 93	322	A	Omaha	71 56				
				35	H	South Dakota	72 76	86	A	Oklahoma St.	69 89				
				28	A	South Dakota St.	55 68	339	A	Houston Baptist	74 56				

Non-Div I Games: Harris-Stowe 74 46 Cent. Christian (KS94 47

Oral Roberts

Loss, Non-Conf, S Site, H Home A Away N Neutral

Average RPI Win: 142		WON-LOST	WINNING	LAST 10	STRENGTH OF	OPP. STRENGTH	TEAM	ADJ.	CONF.	ADJ CONF.
Average RPI Loss: 12		RECORD	PCT. RANK	GAMES	SCHEDULE	OF SCHEDULE	RPI	RPI	RPI	RPI
DIV. I ONLY		19- 3	12	0- 1	135	6	31	31	2	2
DIV. I NON-CONF.		10- 2	37	0- 1	201	27	63	63	2	2
TOTALS		RPI 1-25	RPI 26-50		W-L RECORDS		RPI 51-100	RPI 101-150	RPI 150+	
19- 3		1- 3	2- 0		OVERALL		4- 0	6- 0	6- 0	
12- 1		0- 1	1- 0		HOME		3- 0	3- 0	5- 0	
4- 0		0- 0	1- 0		AWAY		1- 0	2- 0	0- 0	
3- 2		1- 2	0- 0		NEUTRAL		0- 0	1- 0	1- 0	
10- 2		1- 2	0- 0		NON-CONFERENCE		2- 0	1- 0	6- 0	
7- 0		0- 0	0- 0		HOME		2- 0	0- 0	5- 0	
0- 0		0- 0	0- 0		AWAY		0- 0	0- 0	0- 0	
3- 2		1- 2	0- 0		NEUTRAL		0- 0	1- 0	1- 0	
9- 1		0- 1	2- 0		CONFERENCE		2- 0	5- 0	0- 0	
5- 1		0- 1	1- 0		HOME		1- 0	3- 0	0- 0	
4- 0		0- 0	1- 0		AWAY		1- 0	2- 0	0- 0	
0- 0		0- 0	0- 0		NEUTRAL		0- 0	0- 0	0- 0	

RPI S	Opponent	Score	RPI S	Opponent	Score	Team's RPI: 31	RPI S	Opponent	Score	RPI S	Opponent	Score
1 N	Notre Dame	81 91	29 H	Utah	71 63		52 A	Southern California	76 52	118 N	Western Ky.	74 60
16 N	South Carolina	70 68	49 A	UCLA	83 73		53 H	Saint Mary's (CA)	89 56	124 A	Washington St.	52 35
17 H	Arizona St.	76 79					70 H	Duke	71 57	124 H	Washington St.	76 69
18 N	Texas A&M	70 76					72 H	Arizona	86 64	131 H	Colorado	89 65
										135 A	Washington	86 39
										135 H	Washington	78 67
										171 H	Santa Clara	82 31
										197 N	Eastern Wash.	93 45
										274 H	CSU Bakersfield	92 52
										285 H	La Salle	100 46
										324 H	Cal Poly	79 54
										346 H	Ark.-Pine Bluff	89 33
LAST 12 Division I GAMES:												
1 N	Notre Dame	81 91	17 H	Arizona St.	76 79							
16 N	South Carolina	70 68	72 H	Arizona	86 64							
29 H	Utah	71 63	52 A	Southern California	76 52							
131 H	Colorado	89 65	49 A	UCLA	83 73							
124 A	Washington St.	52 35	135 H	Washington	78 67							
135 A	Washington	86 39	124 H	Washington St.	76 69							

Non-Div I Games:

Oregon St.

Average RPI Win:	230	WON-LOST	WINNING	LAST 10	STRENGTH OF	OPP. STRENGTH	TEAM	ADJ.	CONF.	ADJ CONF.
Average RPI Loss:	40	RECORD	PCT. RANK	GAMES	SCHEDULE	OF SCHEDULE	RPI	RPI	RPI	RPI
DIV. I ONLY	12- 3	27	1- 0	235	107	82	82	11	11	
DIV. I NON-CONF.	9- 3	61	0- 0	255	94	97	97	10	10	
TOTALS	RPI 1-25	RPI 26-50	W-L RECORDS	RPI 51-100	RPI 101-150	RPI 150+				
12- 3	0- 1	0- 1	OVERALL	2- 1	0- 0	10- 0				
4- 1	0- 0	0- 1	HOME	0- 0	0- 0	4- 0				
8- 1	0- 1	0- 0	AWAY	2- 0	0- 0	6- 0				
0- 1	0- 0	0- 0	NEUTRAL	0- 1	0- 0	0- 0				
9- 3	0- 1	0- 1	NON-CONFERENCE	1- 1	0- 0	8- 0				
4- 1	0- 0	0- 1	HOME	0- 0	0- 0	4- 0				
5- 1	0- 1	0- 0	AWAY	1- 0	0- 0	4- 0				
0- 1	0- 0	0- 0	NEUTRAL	0- 1	0- 0	0- 0				
3- 0	0- 0	0- 0	CONFERENCE	1- 0	0- 0	2- 0				
0- 0	0- 0	0- 0	HOME	0- 0	0- 0	0- 0				
3- 0	0- 0	0- 0	AWAY	1- 0	0- 0	2- 0				
0- 0	0- 0	0- 0	NEUTRAL	0- 0	0- 0	0- 0				

RPI 1-25				RPI 26-50				RPI 51-100 Team's RPI: 82				RPI 101+			
RPI	S	Opponent	Score	RPI	S	Opponent	Score	RPI	S	Opponent	Score	RPI	S	Opponent	Score
1	A	Notre Dame	55 75	41	H	Villanova	50 58	77	N	Maine	46 47	179	H	Temple	71 62
								78	A	Princeton	66 60	212	A	Stetson	75 53
								90	A	Drexel	55 39	215	A	Navy	65 61
												248	A	Cornell	59 46
												264	A	Columbia	72 60
												271	A	Siena	58 51
												280	H	Saint Joseph's	65 45
												285	H	La Salle	65 34
												309	H	NJIT	85 42
												333	A	Iona	66 43
LAST 12 Division I GAMES:															
264	A	Columbia	72 60	90	A	Drexel	55 39								
248	A	Cornell	59 46	333	A	Iona	66 43								
179	H	Temple	71 62	285	H	La Salle	65 34								
41	H	Villanova	50 58	77	N	Maine	46 47								
78	A	Princeton	66 60	215	A	Navy	65 61								
212	A	Stetson	75 53	309	H	NJIT	85 42								

Non-Div I Games: Haverford 81 46

Penn

■ Loss,
 ■ Non-Conf, S Site,
 ■ Home
 ■ Away
 N Neutral

Average RPI Win:	161	WON-LOST	WINNING	LAST 10	STRENGTH OF	OPP. STRENGTH	TEAM	ADJ.	CONF.	ADJ CONF.
Average RPI Loss:	54	RECORD	PCT. RANK	GAMES	SCHEDULE	OF SCHEDULE	RPI	RPI	RPI	RPI
DIV. I ONLY	10- 11	178	0- 1	18	69	114	114	4	4	
DIV. I NON-CONF.	7- 4	109	0- 0	49	132	96	96	6	6	
TOTALS	RPI 1-25	RPI 26-50	W-L RECORDS	RPI 51-100	RPI 101-150	RPI 150+				
10- 11	0- 6	0- 2	OVERALL	2- 0	2- 1	6- 2				
8- 7	0- 3	0- 1	HOME	2- 0	1- 1	5- 2				
2- 4	0- 3	0- 1	AWAY	0- 0	1- 0	1- 0				
0- 0	0- 0	0- 0	NEUTRAL	0- 0	0- 0	0- 0				
7- 4	0- 1	0- 1	NON-CONFERENCE	2- 0	2- 0	3- 2				
6- 3	0- 0	0- 1	HOME	2- 0	1- 0	3- 2				
1- 1	0- 1	0- 0	AWAY	0- 0	1- 0	0- 0				
0- 0	0- 0	0- 0	NEUTRAL	0- 0	0- 0	0- 0				
3- 7	0- 5	0- 1	CONFERENCE	0- 0	0- 1	3- 0				
2- 4	0- 3	0- 0	HOME	0- 0	0- 1	2- 0				
1- 3	0- 2	0- 1	AWAY	0- 0	0- 0	1- 0				
0- 0	0- 0	0- 0	NEUTRAL	0- 0	0- 0	0- 0				

RPI S	Opponent	Score	RPI S	Opponent	Score	RPI S	Opponent	Score	RPI S	Opponent	Score	Team's RPI: 114
13	H Iowa	61 81	27	H California	58 75	78	H Princeton	79 71	102	H Providence	74 72	
15	A Rutgers	61 74	33	A Indiana	75 83	99	H American	80 59	110	H Ohio St.	71 76	
15	H Rutgers	61 69							139	A Fordham	72 55	
20	A Maryland	67 79							151	H Duquesne	58 64	
20	H Maryland	61 77							165	H Stony Brook	70 81	
23	A Florida St.	58 87							177	A Wisconsin	65 59	
									177	H Wisconsin	71 64	
									188	H Illinois	62 48	
									202	H St. Bonaventure	80 65	
									222	H North Dakota	75 68	
									223	H Jacksonville	80 61	
LAST 12 Division I GAMES:												
13	H Iowa	61 81	15	A Rutgers	61 74							
15	H Rutgers	61 69	177	H Wisconsin	71 64							
177	A Wisconsin	65 59	33	A Indiana	75 83							
20	A Maryland	67 79	20	H Maryland	61 77							
110	H Ohio St.	71 76	99	H American	80 59							
188	H Illinois	62 48	202	H St. Bonaventure	80 65							

Non-Div I Games:

Penn St.

■ Loss,
 ■ Non-Conf, S Site,
 ■ Home
 ■ Away
 N Neutral

Pepperdine

Through Games Of Feb. 5, 2019

Average RPI Win:	228	WON-LOST	WINNING	LAST 10	STRENGTH OF	OPP. STRENGTH	TEAM	ADJ.	CONF.	ADJ CONF.
Average RPI Loss:	96	RECORD	PCT. RANK	GAMES	SCHEDULE	OF SCHEDULE	RPI	RPI	RPI	RPI
DIV. I ONLY	13- 8	106	1- 0	236	103	137	137	8	8	
DIV. I NON-CONF.	6- 4	125	0- 0	345	191	219	219	7	7	
TOTALS	RPI 1-25	RPI 26-50	W-L RECORDS	RPI 51-100	RPI 101-150	RPI 150+				
13- 8	0- 1	1- 1	OVERALL	0- 3	1- 2	11- 1				
7- 1	0- 1	1- 0	HOME	0- 0	1- 0	5- 0				
4- 6	0- 0	0- 1	AWAY	0- 3	0- 2	4- 0				
2- 1	0- 0	0- 0	NEUTRAL	0- 0	0- 0	2- 1				
6- 4	0- 0	0- 0	NON-CONFERENCE	0- 1	0- 2	6- 1				
1- 0	0- 0	0- 0	HOME	0- 0	0- 0	1- 0				
3- 3	0- 0	0- 0	AWAY	0- 1	0- 2	3- 0				
2- 1	0- 0	0- 0	NEUTRAL	0- 0	0- 0	2- 1				
7- 4	0- 1	1- 1	CONFERENCE	0- 2	1- 0	5- 0				
6- 1	0- 1	1- 0	HOME	0- 0	1- 0	4- 0				
1- 3	0- 0	0- 1	AWAY	0- 2	0- 0	1- 0				
0- 0	0- 0	0- 0	NEUTRAL	0- 0	0- 0	0- 0				

RPI S Opponent	Score	RPI S Opponent	Score	RPI S Opponent	Score	RPI S Opponent	Score	Team's RPI: 137
12 H Gonzaga	54 79	32 A BYU	58 83	53 A Saint Mary's (CA)	68 79	102 A Providence	47 66	
		32 H BYU	79 65	75 A Idaho St.	63 65	111 H Loyola Marymount	95 86	
				81 A Pacific	67 78	131 A Colorado	65 80	
						166 H Portland	82 68	
						171 H Santa Clara	74 48	
						225 H San Francisco	69 50	
						236 N Sacramento St.	113 97	
						254 A San Diego	74 55	
						254 H San Diego	88 65	
						262 A Hawaii	65 64	
						281 N Northern Ky.	51 46	
						285 N La Salle	55 62	
						308 H Weber St.	68 47	
						324 A Cal Poly	70 63	
						342 A Seattle U	78 64	
LAST 12 Division I GAMES:								
32 H BYU	79 65	171 H Santa Clara	74 48					
254 H San Diego	88 65	254 A San Diego	74 55					
81 A Pacific	67 78	32 A BYU	58 83					
53 A Saint Mary's (CA)	68 79	12 H Gonzaga	54 79					
111 H Loyola Marymount	95 86	166 H Portland	82 68					
225 H San Francisco	69 50	281 N Northern Ky.	51 46					

Non-Div I Games:

Pepperdine

Loss, Non-Conf, S Site, H Home A Away N Neutral

Average RPI Win:	163	WON-LOST	WINNING	LAST 10	STRENGTH OF	OPP. STRENGTH	TEAM	ADJ.	CONF.	ADJ CONF.
Average RPI Loss:	62	RECORD	PCT. RANK	GAMES	SCHEDULE	OF SCHEDULE	RPI	RPI	RPI	RPI
DIV. I ONLY	9- 14	236	0- 1	19	34	123	123	1	1	
DIV. I NON-CONF.	9- 5	105	0- 0	59	140	84	84	1	1	
<hr/>										
TOTALS	RPI 1-25	RPI 26-50	W-L RECORDS	RPI 51-100	RPI 101-150	RPI 150+				
9- 14	0- 5	0- 1	OVERALL	3- 4	2- 3	4- 1				
5- 8	0- 2	0- 1	HOME	1- 2	2- 3	2- 0				
2- 5	0- 3	0- 0	AWAY	1- 2	0- 0	1- 0				
2- 1	0- 0	0- 0	NEUTRAL	1- 0	0- 0	1- 1				
9- 5	0- 1	0- 0	NON-CONFERENCE	3- 2	2- 1	4- 1				
5- 3	0- 1	0- 0	HOME	1- 1	2- 1	2- 0				
2- 1	0- 0	0- 0	AWAY	1- 1	0- 0	1- 0				
2- 1	0- 0	0- 0	NEUTRAL	1- 0	0- 0	1- 1				
0- 9	0- 4	0- 1	CONFERENCE	0- 2	0- 2	0- 0				
0- 5	0- 1	0- 1	HOME	0- 1	0- 2	0- 0				
0- 4	0- 3	0- 0	AWAY	0- 1	0- 0	0- 0				
0- 0	0- 0	0- 0	NEUTRAL	0- 0	0- 0	0- 0				

RPI 1-25				RPI 26-50				RPI 51-100				RPI 101+ Team's RPI: 123			
RPI	S	Opponent	Score	RPI	S	Opponent	Score	RPI	S	Opponent	Score	RPI	S	Opponent	Score
1	A	Notre Dame	44 100	47	H	Clemson	59 65	56	H	Virginia Tech	58 74	101	H	Virginia	57 74
3	A	Louisville	42 70					65	H	West Virginia	43 77	103	H	Boston College	55 59
9	A	NC State	34 63					70	A	Duke	55 74	119	H	UNCW	60 56
10	H	Syracuse	50 82					74	N	Arkansas	61 54	125	H	Youngstown St.	55 64
14	H	UCF	58 61					87	A	Northwestern	52 49	139	H	Fordham	65 62
								89	H	Cincinnati	65 48	151	A	Duquesne	66 58
								92	A	Georgetown	41 70	177	N	Wisconsin	42 57
												205	H	Saint Francis (PA)	78 75
												292	N	Tennessee St.	78 56
												312	H	New Orleans	90 38
<hr/>															
LAST 12 Division I GAMES:															
70	A	Duke	55 74	103	H	Boston College	55 59								
56	H	Virginia Tech	58 74	9	A	NC State	34 63								
3	A	Louisville	42 70	1	A	Notre Dame	44 100								
101	H	Virginia	57 74	151	A	Duquesne	66 58								
47	H	Clemson	59 65	205	H	Saint Francis (PA)	78 75								
10	H	Syracuse	50 82	119	H	UNCW	60 56								

Non-Div I Games:

Pittsburgh

■ Loss,
■ Non-Conf,
■ S Site,
■ H Home
■ A Away
N Neutral

Average RPI Win:	253	WON-LOST	WINNING	LAST 10	STRENGTH OF	OPP. STRENGTH	TEAM	ADJ.	CONF.	ADJ CONF.
Average RPI Loss:	93	RECORD	PCT. RANK	GAMES	SCHEDULE	OF SCHEDULE	RPI	RPI	RPI	RPI
DIV. I ONLY	8- 12	231	0- 0	82	175	166	166	8	8	
DIV. I NON-CONF.	6- 3	91	0- 0	153	343	116	116	7	7	
TOTALS	RPI 1-25	RPI 26-50	W-L RECORDS	RPI 51-100	RPI 101-150	RPI 150+				
8- 12	0- 1	0- 1	OVERALL	0- 5	0- 2	8- 3				
4- 4	0- 0	0- 0	HOME	0- 2	0- 0	4- 2				
4- 7	0- 1	0- 1	AWAY	0- 2	0- 2	4- 1				
0- 1	0- 0	0- 0	NEUTRAL	0- 1	0- 0	0- 0				
6- 3	0- 0	0- 0	NON-CONFERENCE	0- 1	0- 0	6- 2				
3- 1	0- 0	0- 0	HOME	0- 0	0- 0	3- 1				
3- 1	0- 0	0- 0	AWAY	0- 0	0- 0	3- 1				
0- 1	0- 0	0- 0	NEUTRAL	0- 1	0- 0	0- 0				
2- 9	0- 1	0- 1	CONFERENCE	0- 4	0- 2	2- 1				
1- 3	0- 0	0- 0	HOME	0- 2	0- 0	1- 1				
1- 6	0- 1	0- 1	AWAY	0- 2	0- 2	1- 0				
0- 0	0- 0	0- 0	NEUTRAL	0- 0	0- 0	0- 0				

RPI 1-25				RPI 26-50				RPI 51-100				RPI 101+ Team's RPI: 166			
RPI	S	Opponent	Score	RPI	S	Opponent	Score	RPI	S	Opponent	Score	RPI	S	Opponent	Score
12	A	Gonzaga	71 97	32	A	BYU	71 79	53	A	Saint Mary's (CA)	85 113	111	A	Loyola Marymount	58 76
								53	H	Saint Mary's (CA)	91 98	137	A	Pepperdine	68 82
								72	N	Arizona	70 92	153	H	UC Irvine	69 84
								81	A	Pacific	77 87	163	A	Portland St.	79 92
								81	H	Pacific	66 76	171	H	Santa Clara	66 72
												194	H	Utah St.	61 54
												225	H	San Francisco	78 73
												252	H	Air Force	79 60
												254	A	San Diego	69 60
												256	H	Cal St. Fullerton	83 74
												262	A	Hawaii	72 65
												269	A	Utah Valley	65 60
												308	A	Weber St.	89 73
LAST 12 Division I GAMES:															
81	A	Pacific	77 87	12	A	Gonzaga	71 97	53	H	Saint Mary's (CA)	91 98	81	H	Pacific	66 76
53	A	Saint Mary's (CA)	85 113	53	H	Saint Mary's (CA)	91 98	111	A	Loyola Marymount	58 76	137	A	Pepperdine	68 82
225	H	San Francisco	78 73	81	H	Pacific	66 76	153	A	UC Irvine	69 84	163	A	Portland St.	79 92
171	H	Santa Clara	66 72	111	A	Loyola Marymount	58 76	171	H	Santa Clara	66 72	194	H	Utah St.	61 54
32	A	BYU	71 79	137	A	Pepperdine	68 82	225	H	San Francisco	78 73	252	H	Air Force	79 60
254	A	San Diego	69 60	252	H	Air Force	79 60	254	A	San Diego	69 60	256	H	Cal St. Fullerton	83 74

Non-Div I Games: Warner Pacific 98 63 Willamette 82 27

Portland

Loss, Non-Conf, S Site, H Home A Away N Neutral

Average RPI Win:	240	WON-LOST	WINNING	LAST 10	STRENGTH OF	OPP. STRENGTH	TEAM	ADJ.	CONF.	ADJ CONF.
Average RPI Loss:	108	RECORD	PCT. RANK	GAMES	SCHEDULE	OF SCHEDULE	RPI	RPI	RPI	RPI
DIV. I ONLY	14- 4	35	0- 1	329	188	163	163	16	16	
DIV. I NON-CONF.	7- 1	30	0- 0	338	268	167	167	12	12	
TOTALS	RPI 1-25	RPI 26-50	W-L RECORDS	RPI 51-100	RPI 101-150	RPI 150+				
14- 4	0- 0	0- 0	OVERALL	1- 2	2- 1	11- 1				
10- 2	0- 0	0- 0	HOME	1- 1	2- 0	7- 1				
4- 2	0- 0	0- 0	AWAY	0- 1	0- 1	4- 0				
0- 0	0- 0	0- 0	NEUTRAL	0- 0	0- 0	0- 0				
7- 1	0- 0	0- 0	NON-CONFERENCE	1- 0	0- 0	6- 1				
5- 1	0- 0	0- 0	HOME	1- 0	0- 0	4- 1				
2- 0	0- 0	0- 0	AWAY	0- 0	0- 0	2- 0				
0- 0	0- 0	0- 0	NEUTRAL	0- 0	0- 0	0- 0				
7- 3	0- 0	0- 0	CONFERENCE	0- 2	2- 1	5- 0				
5- 1	0- 0	0- 0	HOME	0- 1	2- 0	3- 0				
2- 2	0- 0	0- 0	AWAY	0- 1	0- 1	2- 0				
0- 0	0- 0	0- 0	NEUTRAL	0- 0	0- 0	0- 0				

RPI 1-25				RPI 26-50				RPI 51-100				RPI 101+ Team's RPI: 163			
RPI	S	Opponent	Score	RPI	S	Opponent	Score	RPI	S	Opponent	Score	RPI	S	Opponent	Score
								75	H	Idaho St.	57 58	108	A	Northern Colo.	63 79
								80	H	UC Davis	65 50	140	H	Montana St.	55 53
								95	A	Idaho	78 80	145	H	Montana	78 60
												153	H	UC Irvine	68 73
												166	H	Portland	92 79
												197	A	Eastern Wash.	76 64
												211	H	UNLV	58 49
												259	H	Southern Utah	63 49
												265	H	Northern Ariz.	72 55
												278	A	UTEP	89 61
												308	A	Weber St.	77 59
												308	H	Weber St.	65 38
												327	H	San Jose St.	80 51
												340	A	Grand Canyon	60 55
												342	H	Seattle U	68 43
LAST 12 Division I GAMES:															
				75	H	Idaho St.	57 58	308	A	Weber St.	77 59				
				308	H	Weber St.	65 38	145	H	Montana	78 60				
				95	A	Idaho	78 80	140	H	Montana St.	55 53				
				197	A	Eastern Wash.	76 64	108	A	Northern Colo.	63 79				
				265	H	Northern Ariz.	72 55	153	H	UC Irvine	68 73				
				259	H	Southern Utah	63 49	211	H	UNLV	58 49				

Non-Div I Games: Warner Pacific 102 49

Portland St.

■ Loss,
■ Non-Conf,
■ S Site,
■ H Home
■ A Away
N Neutral

Average RPI Win:	283	WON-LOST	WINNING	LAST 10	STRENGTH OF	OPP. STRENGTH	TEAM	ADJ.	CONF.	ADJ CONF.
Average RPI Loss:	111	RECORD	PCT. RANK	GAMES	SCHEDULE	OF SCHEDULE	RPI	RPI	RPI	RPI
DIV. I ONLY	8- 9	194	1- 0	223	222	191	191	29	29	
DIV. I NON-CONF.	1- 7	319	0- 0	22	36	186	186	27	27	
TOTALS	RPI 1-25	RPI 26-50	W-L RECORDS	RPI 51-100	RPI 101-150	RPI 150+				
8- 9	0- 2	0- 1	OVERALL	0- 2	0- 1	8- 3				
3- 3	0- 0	0- 1	HOME	0- 0	0- 0	3- 2				
4- 6	0- 2	0- 0	AWAY	0- 2	0- 1	4- 1				
1- 0	0- 0	0- 0	NEUTRAL	0- 0	0- 0	1- 0				
1- 7	0- 2	0- 1	NON-CONFERENCE	0- 2	0- 1	1- 1				
0- 1	0- 0	0- 1	HOME	0- 0	0- 0	0- 0				
0- 6	0- 2	0- 0	AWAY	0- 2	0- 1	0- 1				
1- 0	0- 0	0- 0	NEUTRAL	0- 0	0- 0	1- 0				
7- 2	0- 0	0- 0	CONFERENCE	0- 0	0- 0	7- 2				
3- 2	0- 0	0- 0	HOME	0- 0	0- 0	3- 2				
4- 0	0- 0	0- 0	AWAY	0- 0	0- 0	4- 0				
0- 0	0- 0	0- 0	NEUTRAL	0- 0	0- 0	0- 0				

RPI 1-25				RPI 26-50				RPI 51-100				RPI 101+ Team's RPI: 191			
RPI	S	Opponent	Score	RPI	S	Opponent	Score	RPI	S	Opponent	Score	RPI	S	Opponent	Score
11	A	Iowa St.	46 94	37	H	Rice	58 68	74	A	Arkansas	44 71	131	A	Colorado	38 79
18	A	Texas A&M	57 70					86	A	Oklahoma St.	50 70	174	A	Southern U.	55 54
												201	H	Grambling	63 64
												209	A	UTRGV	50 57
												232	H	Alabama St.	71 59
												234	H	Texas Southern	44 52
												258	N	A&M-Corpus Christi	67 59
												300	A	Mississippi Val.	75 65
												302	H	Alabama A&M	77 65
												305	H	Jackson St.	76 57
												346	A	Ark.-Pine Bluff	80 41
												350	A	Alcorn	82 61
LAST 12 Division I GAMES:															
232	H	Alabama St.	71 59	234	H	Texas Southern	44 52								
302	H	Alabama A&M	77 65	350	A	Alcorn	82 61								
346	A	Ark.-Pine Bluff	80 41	174	A	Southern U.	55 54								
300	A	Mississippi Val.	75 65	18	A	Texas A&M	57 70								
201	H	Grambling	63 64	11	A	Iowa St.	46 94								
305	H	Jackson St.	76 57	74	A	Arkansas	44 71								

Non-Div I Games: Jarvis Christian 117 32 Arlington Baptist 105 31

Prairie View

Loss, Non-Conf, S Site, H Home A Away N Neutral

Presbyterian

Through Games Of Feb. 5, 2019

Average RPI Win:	313	WON-LOST	WINNING	LAST 10	STRENGTH OF	OPP. STRENGTH	TEAM	ADJ.	CONF.	ADJ CONF.
Average RPI Loss:	199	RECORD	PCT. RANK	GAMES	SCHEDULE	OF SCHEDULE	RPI	RPI	RPI	RPI
DIV. I ONLY	4- 17	318	0- 1	294	312	334	334	28	28	
DIV. I NON-CONF.	2- 9	297	0- 0	283	265	320	320	29	29	
TOTALS	RPI 1-25	RPI 26-50	W-L RECORDS	RPI 51-100	RPI 101-150	RPI 150+				
4- 17	0- 0	0- 0	OVERALL	0- 1	0- 5	4- 11				
3- 5	0- 0	0- 0	HOME	0- 0	0- 0	3- 5				
1- 12	0- 0	0- 0	AWAY	0- 1	0- 5	1- 6				
0- 0	0- 0	0- 0	NEUTRAL	0- 0	0- 0	0- 0				
2- 9	0- 0	0- 0	NON-CONFERENCE	0- 1	0- 3	2- 5				
1- 2	0- 0	0- 0	HOME	0- 0	0- 0	1- 2				
1- 7	0- 0	0- 0	AWAY	0- 1	0- 3	1- 3				
0- 0	0- 0	0- 0	NEUTRAL	0- 0	0- 0	0- 0				
2- 8	0- 0	0- 0	CONFERENCE	0- 0	0- 2	2- 6				
2- 3	0- 0	0- 0	HOME	0- 0	0- 0	2- 3				
0- 5	0- 0	0- 0	AWAY	0- 0	0- 2	0- 3				
0- 0	0- 0	0- 0	NEUTRAL	0- 0	0- 0	0- 0				

RPI S	Opponent	Score	RPI S	Opponent	Score	RPI S	Opponent	Score	RPI S	Opponent	Score	Team's RPI: 334
						63 A	Tennessee	49 97	107 A	Georgia	59 83	
									116 A	Radford	49 59	
									119 A	UNCW	48 63	
									127 A	High Point	40 79	
									133 A	Davidson	56 83	
									173 A	Vanderbilt	43 78	
									192 A	Hampton	62 79	
									195 H	UNC Asheville	43 52	
									244 A	Furman	68 76	
									253 A	Campbell	46 51	
									255 H	Gardner-Webb	58 66	
									261 A	Samford	54 75	
									268 A	Winthrop	52 55	
									277 H	Ga. Southern	68 69	
									284 H	Wofford	61 50	
									290 H	South Carolina St.	48 57	
									291 A	Col. of Charleston	71 65	
									315 H	Charleston So.	55 63	
									337 H	USC Upstate	70 54	
									341 H	Longwood	81 66	
LAST 12 Division I GAMES:												
192 A	Hampton	62 79	337 H	USC Upstate	70 54							
315 H	Charleston So.	55 63	127 A	High Point	40 79							
195 H	UNC Asheville	43 52	341 H	Longwood	81 66							
268 A	Winthrop	52 55	253 A	Campbell	46 51							
116 A	Radford	49 59	244 A	Furman	68 76							
255 H	Gardner-Webb	58 66	107 A	Georgia	59 83							

Non-Div I Games:

Presbyterian

Loss, Non-Conf, S Site, H Home A Away N Neutral

PrincetonP
r
i
n
c
e
t
o
n

Princeton

Page 230

Providence

Through Games Of Feb. 5, 2019

Average RPI Win:	171	WON-LOST	WINNING	LAST 10	STRENGTH OF	OPP. STRENGTH	TEAM	ADJ.	CONF.	ADJ CONF.
Average RPI Loss:	84	RECORD	PCT. RANK	GAMES	SCHEDULE	OF SCHEDULE	RPI	RPI	RPI	RPI
DIV. I ONLY	13- 10	136	1- 0	89	72	102	102	6	6	
DIV. I NON-CONF.	8- 4	91	1- 0	214	185	144	144	4	4	
TOTALS	RPI 1-25	RPI 26-50	W-L RECORDS	RPI 51-100	RPI 101-150	RPI 150+				
13- 10	0- 1	2- 2	OVERALL	1- 4	4- 2	6- 1				
8- 3	0- 0	2- 0	HOME	1- 3	1- 0	4- 0				
4- 7	0- 1	0- 2	AWAY	0- 1	3- 2	1- 1				
1- 0	0- 0	0- 0	NEUTRAL	0- 0	0- 0	1- 0				
8- 4	0- 0	0- 0	NON-CONFERENCE	1- 2	2- 1	5- 1				
5- 2	0- 0	0- 0	HOME	1- 2	1- 0	3- 0				
2- 2	0- 0	0- 0	AWAY	0- 0	1- 1	1- 1				
1- 0	0- 0	0- 0	NEUTRAL	0- 0	0- 0	1- 0				
5- 6	0- 1	2- 2	CONFERENCE	0- 2	2- 1	1- 0				
3- 1	0- 0	2- 0	HOME	0- 1	0- 0	1- 0				
2- 5	0- 1	0- 2	AWAY	0- 1	2- 1	0- 0				
0- 0	0- 0	0- 0	NEUTRAL	0- 0	0- 0	0- 0				

RPI 1-25				RPI 26-50				RPI 51-100				RPI 101+ Team's RPI: 102			
RPI	S	Opponent	Score	RPI	S	Opponent	Score	RPI	S	Opponent	Score	RPI	S	Opponent	Score
8	A	Marquette	46 85	38	A	DePaul	62 88	62	H	Quinnipiac	44 48	103	A	Boston College	61 57
				41	A	Villanova	33 53	85	H	Northeastern	59 65	104	A	Creighton	77 63
				41	H	Villanova	67 61	88	H	Yale	59 42	109	A	Seton Hall	73 79
				45	H	Butler	74 68	92	A	Georgetown	56 61	114	A	Penn St.	72 74
								92	H	Georgetown	52 68	126	A	St. John's (NY)	67 66
												137	H	Pepperdine	66 47
												170	H	Xavier	71 58
												199	A	Rhode Island	65 72
												243	H	Sacred Heart	62 52
												281	H	Northern Ky.	48 43
												285	H	La Salle	77 47
												299	N	Bryant	72 64
												307	A	UMass Lowell	71 47
LAST 12 Division I GAMES:															
299	N	Bryant	72 64	109	A	Seton Hall	73 79								
92	A	Georgetown	56 61	126	A	St. John's (NY)	67 66								
41	A	Villanova	33 53	41	H	Villanova	67 61								
104	A	Creighton	77 63	92	H	Georgetown	52 68								
170	H	Xavier	71 58	38	A	DePaul	62 88								
45	H	Butler	74 68	8	A	Marquette	46 85								

Non-Div I Games:

Providence

■ Loss,
 ■ Non-Conf,
 ■ S Site,
 ■ H Home
 ■ A Away
 N Neutral

Average RPI Win:	140	WON-LOST	WINNING	LAST 10	STRENGTH OF	OPP. STRENGTH	TEAM	ADJ.	CONF.	ADJ CONF.
Average RPI Loss:	57	RECORD	PCT. RANK	GAMES	SCHEDULE	OF SCHEDULE	RPI	RPI	RPI	RPI
DIV. I ONLY	15- 9	104	0- 1	29	48	44	44	4	4	
DIV. I NON-CONF.	9- 4	85	0- 0	67	81	65	65	6	6	
TOTALS	RPI 1-25	RPI 26-50	W-L RECORDS	RPI 51-100	RPI 101-150	RPI 150+				
15- 9	1- 5	2- 1	OVERALL	3- 1	2- 1	7- 1				
11- 2	1- 1	2- 0	HOME	2- 1	1- 0	5- 0				
3- 5	0- 3	0- 1	AWAY	1- 0	1- 0	1- 1				
1- 2	0- 1	0- 0	NEUTRAL	0- 0	0- 1	1- 0				
9- 4	0- 2	1- 1	NON-CONFERENCE	1- 0	0- 1	7- 0				
7- 1	0- 1	1- 0	HOME	1- 0	0- 0	5- 0				
1- 1	0- 0	0- 1	AWAY	0- 0	0- 0	1- 0				
1- 2	0- 1	0- 0	NEUTRAL	0- 0	0- 1	1- 0				
6- 5	1- 3	1- 0	CONFERENCE	2- 1	2- 0	0- 1				
4- 1	1- 0	1- 0	HOME	1- 1	1- 0	0- 0				
2- 4	0- 3	0- 0	AWAY	1- 0	1- 0	0- 1				
0- 0	0- 0	0- 0	NEUTRAL	0- 0	0- 0	0- 0				

RPI 1-25				RPI 26-50				Team's RPI: 44				RPI 51-100				RPI 101+			
RPI	S	Opponent	Score	RPI	S	Opponent	Score	RPI	S	Opponent	Score	RPI	S	Opponent	Score	RPI	S	Opponent	Score
6	N	UConn	40 86	26	H	Miami (FL)	74 63	57	H	Michigan	71 70	110	H	Ohio St.	60 42				
13	A	Iowa	58 72	33	H	Indiana	56 53	68	H	Harvard	66 65	126	N	St. John's (NY)	62 68				
13	H	Iowa	62 57	40	A	Ohio	73 80	87	A	Northwestern	57 54	129	A	Minnesota	64 53				
15	A	Rutgers	63 65					100	H	Nebraska	64 84	156	H	Bradley	74 61				
16	H	South Carolina	73 82									177	A	Wisconsin	69 76				
24	A	Michigan St.	66 74									180	A	Ball St.	80 38				
												200	N	Ole Miss	70 59				
												228	H	Loyola Chicago	65 41				
												238	H	Albany (NY)	53 41				
												240	H	Western Ill.	81 60				
												332	H	Purdue Fort Wayne	78 44				
LAST 12 Division I GAMES:																			
				24	A	Michigan St.	66 74	87	A	Northwestern	57 54								
				100	H	Nebraska	64 84	13	H	Iowa	62 57								
				13	A	Iowa	58 72	57	H	Michigan	71 70								
				129	A	Minnesota	64 53	177	A	Wisconsin	69 76								
				33	H	Indiana	56 53	110	H	Ohio St.	60 42								
				15	A	Rutgers	63 65	156	H	Bradley	74 61								

Non-Div I Games:

Purdue

■ Loss,
 ■ Non-Conf, S Site,
 ■ Home
 ■ Away
 N Neutral

Average RPI Win:	276	WON-LOST	WINNING	LAST 10	STRENGTH OF	OPP. STRENGTH	TEAM	ADJ.	CONF.	ADJ CONF.
Average RPI Loss:	186	RECORD	PCT. RANK	GAMES	SCHEDULE	OF SCHEDULE	RPI	RPI	RPI	RPI
DIV. I ONLY	3- 16	325	0- 1	265	259	332	332	19	19	
DIV. I NON-CONF.	1- 8	322	0- 0	321	316	344	344	19	19	
TOTALS	RPI 1-25	RPI 26-50	W-L RECORDS	RPI 51-100	RPI 101-150	RPI 150+				
3- 16	0- 0	0- 4	OVERALL	0- 0	0- 0	3- 12				
2- 6	0- 0	0- 2	HOME	0- 0	0- 0	2- 4				
1- 10	0- 0	0- 2	AWAY	0- 0	0- 0	1- 8				
0- 0	0- 0	0- 0	NEUTRAL	0- 0	0- 0	0- 0				
1- 8	0- 0	0- 1	NON-CONFERENCE	0- 0	0- 0	1- 7				
0- 3	0- 0	0- 0	HOME	0- 0	0- 0	0- 3				
1- 5	0- 0	0- 1	AWAY	0- 0	0- 0	1- 4				
0- 0	0- 0	0- 0	NEUTRAL	0- 0	0- 0	0- 0				
2- 8	0- 0	0- 3	CONFERENCE	0- 0	0- 0	2- 5				
2- 3	0- 0	0- 2	HOME	0- 0	0- 0	2- 1				
0- 5	0- 0	0- 1	AWAY	0- 0	0- 0	0- 4				
0- 0	0- 0	0- 0	NEUTRAL	0- 0	0- 0	0- 0				

RPI S	Opponent	Score	RPI S	Opponent	Score	RPI S	Opponent	Score	RPI S	Opponent	Score	Team's RPI: 332
			28	H South Dakota St.	52 85		167	H Denver	70 55			
			35	A South Dakota	51 69		183	A Oral Roberts	56 66			
			35	H South Dakota	49 71		183	H Oral Roberts	61 72			
			44	A Purdue	44 78		189	H Eastern Mich.	72 87			
							190	A Milwaukee	48 70			
							222	A North Dakota	60 79			
							228	A Loyola Chicago	67 81			
							235	H SIUE	49 57			
							240	A Western Ill.	59 73			
							279	A Eastern Ill.	63 72			
							283	A Western Mich.	61 69			
							294	H Valparaiso	64 68			
							311	A North Dakota St.	54 70			
							322	H Omaha	56 48			
							338	A Evansville	72 66			
LAST 12 Division I GAMES:												
			35	H South Dakota	49 71		183	H Oral Roberts	61 72			
			183	A Oral Roberts	56 66		28	H South Dakota St.	52 85			
			167	H Denver	70 55		222	A North Dakota	60 79			
			322	H Omaha	56 48		311	A North Dakota St.	54 70			
			240	A Western Ill.	59 73		294	H Valparaiso	64 68			
			35	A South Dakota	51 69		189	H Eastern Mich.	72 87			

Non-Div I Games: Taylor (IN) 84 74 Goshen 86 45 Ind.-Kokomo 87 50

Purdue Fort Wayne

Loss, Non-Conf, S Site, H Home A Away N Neutral

Quinnipiac

Through Games Of Feb. 5, 2019

Average RPI Win:	216	WON-LOST	WINNING	LAST 10	STRENGTH OF	OPP. STRENGTH	TEAM	ADJ.	CONF.	ADJ CONF.
Average RPI Loss:	38	RECORD	PCT. RANK	GAMES	SCHEDULE	OF SCHEDULE	RPI	RPI	RPI	RPI
DIV. I ONLY	15- 6	64	1- 0	101	136	62	62	27	27	
DIV. I NON-CONF.	5- 6	177	1- 0	21	11	55	55	28	28	
TOTALS	RPI 1-25	RPI 26-50	W-L RECORDS	RPI 51-100	RPI 101-150	RPI 150+				
15- 6	0- 2	0- 3	OVERALL	2- 1	2- 0	11- 0				
6- 2	0- 2	0- 0	HOME	0- 0	0- 0	6- 0				
8- 2	0- 0	0- 1	AWAY	2- 1	2- 0	4- 0				
1- 2	0- 0	0- 2	NEUTRAL	0- 0	0- 0	1- 0				
5- 6	0- 2	0- 3	NON-CONFERENCE	2- 1	1- 0	2- 0				
1- 2	0- 2	0- 0	HOME	0- 0	0- 0	1- 0				
3- 2	0- 0	0- 1	AWAY	2- 1	1- 0	0- 0				
1- 2	0- 0	0- 2	NEUTRAL	0- 0	0- 0	1- 0				
10- 0	0- 0	0- 0	CONFERENCE	0- 0	1- 0	9- 0				
5- 0	0- 0	0- 0	HOME	0- 0	0- 0	5- 0				
5- 0	0- 0	0- 0	AWAY	0- 0	1- 0	4- 0				
0- 0	0- 0	0- 0	NEUTRAL	0- 0	0- 0	0- 0				

RPI 1-25				RPI 26-50				RPI 51-100 Team's RPI: 62				RPI 101+			
RPI	S	Opponent	Score	RPI	S	Opponent	Score	RPI	S	Opponent	Score	RPI	S	Opponent	Score
14	H	UCF	45 47	30	N	Texas	55 56	68	A	Harvard	72 67	102	A	Providence	48 44
21	H	Central Mich.	52 67	36	N	Missouri	51 65	78	A	Princeton	42 54	150	A	Marist	76 69
				48	A	Bucknell	58 75	90	A	Drexel	56 52	180	N	Ball St.	69 66
												193	H	Rider	72 56
												227	A	Monmouth	58 46
												227	H	Monmouth	67 38
												229	A	Niagara	96 55
												260	H	Richmond	65 48
												271	H	Siena	68 31
												275	A	Canisius	55 42
												318	H	Fairfield	81 36
												320	H	Saint Peter's	90 45
												333	A	Iona	76 39
LAST 12 Division I GAMES:															
				180	N	Ball St.	69 66	275	A	Canisius	55 42				
				36	N	Missouri	51 65	229	A	Niagara	96 55				
				193	H	Rider	72 56	227	H	Monmouth	67 38				
				227	A	Monmouth	58 46	150	A	Marist	76 69				
				333	A	Iona	76 39	320	H	Saint Peter's	90 45				
				271	H	Siena	68 31	318	H	Fairfield	81 36				

Non-Div I Games:

Quinnipiac

Loss, Non-Conf, S Site, H Home A Away N Neutral

Average RPI Win:	240	WON-LOST	WINNING	LAST 10	STRENGTH OF	OPP. STRENGTH	TEAM	ADJ.	CONF.	ADJ CONF.
Average RPI Loss:	120	RECORD	PCT. RANK	GAMES	SCHEDULE	OF SCHEDULE	RPI	RPI	RPI	RPI
DIV. I ONLY	14- 6	68	1- 0	209	256	116	116	28	28	
DIV. I NON-CONF.	5- 5	162	0- 0	104	106	107	107	29	29	
TOTALS	RPI 1-25	RPI 26-50	W-L RECORDS	RPI 51-100	RPI 101-150	RPI 150+				
14- 6	0- 1	0- 0	OVERALL	0- 2	3- 1	11- 2				
7- 1	0- 0	0- 0	HOME	0- 0	1- 1	6- 0				
6- 4	0- 1	0- 0	AWAY	0- 1	2- 0	4- 2				
1- 1	0- 0	0- 0	NEUTRAL	0- 1	0- 0	1- 0				
5- 5	0- 1	0- 0	NON-CONFERENCE	0- 2	2- 1	3- 1				
2- 1	0- 0	0- 0	HOME	0- 0	0- 1	2- 0				
2- 3	0- 1	0- 0	AWAY	0- 1	2- 0	0- 1				
1- 1	0- 0	0- 0	NEUTRAL	0- 1	0- 0	1- 0				
9- 1	0- 0	0- 0	CONFERENCE	0- 0	1- 0	8- 1				
5- 0	0- 0	0- 0	HOME	0- 0	1- 0	4- 0				
4- 1	0- 0	0- 0	AWAY	0- 0	0- 0	4- 1				
0- 0	0- 0	0- 0	NEUTRAL	0- 0	0- 0	0- 0				

RPI 1-25				RPI 26-50				RPI 51-100				RPI 101+ Team's RPI: 116			
RPI	S	Opponent	Score	RPI	S	Opponent	Score	RPI	S	Opponent	Score	RPI	S	Opponent	Score
9	A	NC State	58 75					56	A	Virginia Tech	44 55	101	A	Virginia	57 44
								100	N	Nebraska	39 77	117	H	Morehead St.	72 79
												120	A	VCU	54 49
												127	H	High Point	80 58
												179	N	Temple	56 50
												192	A	Hampton	54 68
												195	H	UNC Asheville	60 46
												246	A	Mt. St. Mary's	77 89
												247	H	ETSU	79 64
												253	A	Campbell	56 52
												255	H	Gardner-Webb	79 69
												268	H	Winthrop	70 49
												290	H	South Carolina St.	61 31
												315	A	Charleston So.	67 41
												334	H	Presbyterian	59 49
												337	A	USC Upstate	82 41
												341	A	Longwood	68 34
LAST 12 Division I GAMES:															
255	H	Gardner-Webb	79 69	268	H	Winthrop	70 49								
337	A	USC Upstate	82 41	192	A	Hampton	54 68								
253	A	Campbell	56 52	127	H	High Point	80 58								
334	H	Presbyterian	59 49	195	H	UNC Asheville	60 46								
341	A	Longwood	68 34	246	A	Mt. St. Mary's	77 89								
315	A	Charleston So.	67 41	120	A	VCU	54 49								

Non-Div I Games: Shepherd

60 46

Radford

■ Loss,
 ■ Non-Conf, S Site,
 ■ Home
 ■ Away
 N Neutral

Rhode Island

Through Games Of Feb. 5, 2019

Average RPI Win:	215	WON-LOST	WINNING	LAST 10	STRENGTH OF	OPP. STRENGTH	TEAM	ADJ.	CONF.	ADJ CONF.
Average RPI Loss:	127	RECORD	PCT. RANK	GAMES	SCHEDULE	OF SCHEDULE	RPI	RPI	RPI	RPI
DIV. I ONLY	7- 14	260	1- 0	100	171	199	199	17	17	
DIV. I NON-CONF.	5- 7	206	1- 0	69	176	153	153	16	16	
TOTALS	RPI 1-25	RPI 26-50	W-L RECORDS	RPI 51-100	RPI 101-150	RPI 150+				
7- 14	0- 0	0- 2	OVERALL	0- 2	1- 6	6- 4				
3- 8	0- 0	0- 0	HOME	0- 2	1- 4	2- 2				
4- 6	0- 0	0- 2	AWAY	0- 0	0- 2	4- 2				
0- 0	0- 0	0- 0	NEUTRAL	0- 0	0- 0	0- 0				
5- 7	0- 0	0- 2	NON-CONFERENCE	0- 2	1- 2	4- 1				
3- 3	0- 0	0- 0	HOME	0- 2	1- 1	2- 0				
2- 4	0- 0	0- 2	AWAY	0- 0	0- 1	2- 1				
0- 0	0- 0	0- 0	NEUTRAL	0- 0	0- 0	0- 0				
2- 7	0- 0	0- 0	CONFERENCE	0- 0	0- 4	2- 3				
0- 5	0- 0	0- 0	HOME	0- 0	0- 3	0- 2				
2- 2	0- 0	0- 0	AWAY	0- 0	0- 1	2- 1				
0- 0	0- 0	0- 0	NEUTRAL	0- 0	0- 0	0- 0				

RPI	S	Opponent	Score	RPI	S	Opponent	Score	RPI	S	Opponent	Score	RPI	S	Opponent	Score	Team's RPI: 199
34	A	Kentucky	52	75	68	H	Harvard	47	80	102	H	Providence	72	65		
47	A	Clemson	67	80	96	H	Hartford	51	65	103	H	Boston College	64	88		
										105	H	Dayton	62	74		
										120	A	VCU	39	74		
										129	A	Minnesota	71	91		
										133	H	Davidson	67	77		
										139	H	Fordham	38	56		
										187	H	George Washington	59	64		
										196	A	Saint Louis	68	56		
										202	H	St. Bonaventure	68	84		
										203	A	George Mason	69	75		
										210	A	Holy Cross	65	73		
										214	A	Robert Morris	46	41		
										222	H	North Dakota	77	63		
										239	H	Brown	72	67		
										260	A	Richmond	66	60		
										273	A	Vermont	61	58		
LAST 12 Division I GAMES:																
239	H	Brown	72	67	196	A	Saint Louis	68	56							
105	H	Dayton	62	74	133	H	Davidson	67	77							
202	H	St. Bonaventure	68	84	187	H	George Washington	59	64							
203	A	George Mason	69	75	260	A	Richmond	66	60							
139	H	Fordham	38	56	68	H	Harvard	47	80							
120	A	VCU	39	74	129	A	Minnesota	71	91							

Non-Div I Games:

Rhode Island

■ Loss,
 ■ Non-Conf,
 ■ S Site,
 ■ H Home
 ■ A Away
 N Neutral

Average RPI Win:	194	WON-LOST	WINNING	LAST 10	STRENGTH OF	OPP. STRENGTH	TEAM	ADJ.	CONF.	ADJ CONF.
Average RPI Loss:	30	RECORD	PCT. RANK	GAMES	SCHEDULE	OF SCHEDULE	RPI	RPI	RPI	RPI
DIV. I ONLY	18- 3	16	1- 0	159	116	37	37	14	14	
DIV. I NON-CONF.	9- 3	61	0- 0	234	92	82	82	18	18	
TOTALS	RPI 1-25	RPI 26-50	W-L RECORDS	RPI 51-100	RPI 101-150	RPI 150+				
18- 3	0- 2	0- 1	OVERALL	3- 0	1- 0	14- 0				
10- 0	0- 0	0- 0	HOME	1- 0	0- 0	9- 0				
7- 2	0- 1	0- 1	AWAY	2- 0	1- 0	4- 0				
1- 1	0- 1	0- 0	NEUTRAL	0- 0	0- 0	1- 0				
9- 3	0- 2	0- 1	NON-CONFERENCE	1- 0	0- 0	8- 0				
5- 0	0- 0	0- 0	HOME	0- 0	0- 0	5- 0				
3- 2	0- 1	0- 1	AWAY	1- 0	0- 0	2- 0				
1- 1	0- 1	0- 0	NEUTRAL	0- 0	0- 0	1- 0				
9- 0	0- 0	0- 0	CONFERENCE	2- 0	1- 0	6- 0				
5- 0	0- 0	0- 0	HOME	1- 0	0- 0	4- 0				
4- 0	0- 0	0- 0	AWAY	1- 0	1- 0	2- 0				
0- 0	0- 0	0- 0	NEUTRAL	0- 0	0- 0	0- 0				

RPI	S	Opponent	Score	RPI	S	Opponent	Score	Team's RPI: 37	RPI	S	Opponent	Score	RPI	S	Opponent	Score
18	A	Texas A&M	54 65	49	A	UCLA	50 59		58	A	Middle Tenn.	60 47	141	A	UAB	55 43
22	N	North Carolina	50 71						66	H	Old Dominion	48 42	154	H	Georgia St.	66 49
									79	A	Little Rock	79 65	159	A	Louisiana Tech	61 51
													162	H	Charlotte	61 51
													176	H	North Texas	64 52
													182	N	Coastal Caro.	56 52
													186	A	Southern Miss.	58 47
													191	A	Prairie View	68 58
													203	H	SMU	66 52
													234	H	Texas Southern	76 71
													276	H	UTSA	85 54
													278	H	UTEP	76 42
													312	H	New Orleans	67 56
													316	H	McNeese	93 65
													325	A	Incarinate Word	74 63
LAST 12 Division I GAMES:																
66	H	Old Dominion	48 42	276	H	UTSA	85 54									
162	H	Charlotte	61 51	159	A	Louisiana Tech	61 51									
141	A	UAB	55 43	186	A	Southern Miss.	58 47									
58	A	Middle Tenn.	60 47	325	A	Incarinate Word	74 63									
176	H	North Texas	64 52	182	N	Coastal Caro.	56 52									
278	H	UTEP	76 42	22	N	North Carolina	50 71									

Non-Div I Games:

Rice

■ Loss,
■ Non-Conf, S Site,
■ Home
■ Away
N Neutral

Average RPI Win:	247	WON-LOST	WINNING	LAST 10	STRENGTH OF	OPP. STRENGTH	TEAM	ADJ.	CONF.	ADJ CONF.
Average RPI Loss:	130	RECORD	PCT. RANK	GAMES	SCHEDULE	OF SCHEDULE	RPI	RPI	RPI	RPI
DIV. I ONLY	6- 15	283	1- 0	149	139	260	260	17	17	
DIV. I NON-CONF.	3- 10	278	0- 0	111	115	264	264	16	16	
TOTALS	RPI 1-25	RPI 26-50	W-L RECORDS	RPI 51-100	RPI 101-150	RPI 150+				
6- 15	0- 1	0- 1	OVERALL	0- 5	0- 4	6- 4				
5- 6	0- 0	0- 1	HOME	0- 2	0- 1	5- 2				
1- 8	0- 1	0- 0	AWAY	0- 2	0- 3	1- 2				
0- 1	0- 0	0- 0	NEUTRAL	0- 1	0- 0	0- 0				
3- 10	0- 1	0- 1	NON-CONFERENCE	0- 5	0- 1	3- 2				
3- 4	0- 0	0- 1	HOME	0- 2	0- 0	3- 1				
0- 5	0- 1	0- 0	AWAY	0- 2	0- 1	0- 1				
0- 1	0- 0	0- 0	NEUTRAL	0- 1	0- 0	0- 0				
3- 5	0- 0	0- 0	CONFERENCE	0- 0	0- 3	3- 2				
2- 2	0- 0	0- 0	HOME	0- 0	0- 1	2- 1				
1- 3	0- 0	0- 0	AWAY	0- 0	0- 2	1- 1				
0- 0	0- 0	0- 0	NEUTRAL	0- 0	0- 0	0- 0				

RPI 1-25				RPI 26-50				RPI 51-100				RPI 101+ Team's RPI: 260			
RPI	S	Opponent	Score	RPI	S	Opponent	Score	RPI	S	Opponent	Score	RPI	S	Opponent	Score
14	A	UCF	48 70	40	H	Ohio	58 109	56	N	Virginia Tech	57 85	120	H	VCU	43 68
								62	A	Quinnipiac	48 65	133	A	Davidson	55 78
								90	H	Drexel	35 58	139	A	Fordham	48 60
								92	H	Georgetown	53 73	149	A	William & Mary	55 65
								97	A	Wake Forest	48 62	151	A	Duquesne	54 80
												178	H	UMES	57 55
												199	H	Rhode Island	60 66
												207	H	Massachusetts	62 58
												221	H	Howard	67 60
												280	H	Saint Joseph's	46 45
												285	A	La Salle	74 60
												288	A	Fla. Atlantic	55 69
												313	H	UNC Greensboro	59 48
												318	H	Fairfield	40 58
LAST 12 Division I GAMES:															
207	H	Massachusetts	62 58	139	A	Fordham	48 60								
285	A	La Salle	74 60	199	H	Rhode Island	60 66								
280	H	Saint Joseph's	46 45	313	H	UNC Greensboro	59 48								
151	A	Duquesne	54 80	90	H	Drexel	35 58								
133	A	Davidson	55 78	40	H	Ohio	58 109								
120	H	VCU	43 68	62	A	Quinnipiac	48 65								

Non-Div I Games:

Richmond

■ Loss,
 ■ Non-Conf, S Site,
 ■ Home
 ■ Away
 N Neutral

Average RPI Win:	274	WON-LOST	WINNING	LAST 10	STRENGTH OF	OPP. STRENGTH	TEAM	ADJ.	CONF.	ADJ CONF.
Average RPI Loss:	151	RECORD	PCT. RANK	GAMES	SCHEDULE	OF SCHEDULE	RPI	RPI	RPI	RPI
DIV. I ONLY	11- 9	140	0- 1	280	239	193	193	27	27	
DIV. I NON-CONF.	4- 7	228	0- 1	237	192	251	251	28	28	
TOTALS	RPI 1-25	RPI 26-50	W-L RECORDS	RPI 51-100	RPI 101-150	RPI 150+				
11- 9	0- 0	0- 1	OVERALL	0- 3	1- 1	10- 4				
4- 4	0- 0	0- 0	HOME	0- 2	0- 0	4- 2				
7- 4	0- 0	0- 1	AWAY	0- 1	1- 0	6- 2				
0- 1	0- 0	0- 0	NEUTRAL	0- 0	0- 1	0- 0				
4- 7	0- 0	0- 1	NON-CONFERENCE	0- 2	0- 1	4- 3				
2- 3	0- 0	0- 0	HOME	0- 2	0- 0	2- 1				
2- 3	0- 0	0- 1	AWAY	0- 0	0- 0	2- 2				
0- 1	0- 0	0- 0	NEUTRAL	0- 0	0- 1	0- 0				
7- 2	0- 0	0- 0	CONFERENCE	0- 1	1- 0	6- 1				
2- 1	0- 0	0- 0	HOME	0- 0	0- 0	2- 1				
5- 1	0- 0	0- 0	AWAY	0- 1	1- 0	4- 0				
0- 0	0- 0	0- 0	NEUTRAL	0- 0	0- 0	0- 0				

RPI S	Opponent	Score	RPI S	Opponent	Score	RPI S	Opponent	Score	RPI S	Opponent	Score	Team's RPI: 193
48	A Bucknell	59 80	62	A Quinnipiac	56 72	103	N Boston College	61 112	150	A Marist	68 58	
			78	H Princeton	65 89	210	A Holy Cross	61 71	215	H Navy	60 66	
			92	H Georgetown	49 79	227	A Monmouth	55 43	245	A Binghamton	62 57	
						246	H Mt. St. Mary's	85 67	271	A Siena	55 52	
						273	A Vermont	49 54	275	H Canisius	49 62	
						280	A Saint Joseph's	56 54	309	H NJIT	67 46	
						318	H Fairfield	62 59	319	A Manhattan	73 63	
						320	H Saint Peter's	60 38	333	A Iona	66 58	
LAST 12 Division I GAMES:												
103	N Boston College	61 112	333	A Iona	66 58							
62	A Quinnipiac	56 72	271	A Siena	55 52							
150	A Marist	68 58	227	A Monmouth	55 43							
275	H Canisius	49 62	318	H Fairfield	62 59							
319	A Manhattan	73 63	92	H Georgetown	49 79							
320	H Saint Peter's	60 38	48	A Bucknell	59 80							

Non-Div I Games:

Rider

■ Loss,
 ■ Non-Conf,
 ■ S Site,
 ■ H Home
 ■ A Away
 N Neutral

Average RPI Win:	304	WON-LOST	WINNING	LAST 10	STRENGTH OF	OPP. STRENGTH	TEAM	ADJ.	CONF.	ADJ CONF.
Average RPI Loss:	123	RECORD	PCT. RANK	GAMES	SCHEDULE	OF SCHEDULE	RPI	RPI	RPI	RPI
DIV. I ONLY	11- 8	127	0- 1	321	280	214	214	31	31	
DIV. I NON-CONF.	2- 8	293	0- 1	254	62	315	315	31	31	
TOTALS	RPI 1-25	RPI 26-50	W-L RECORDS	RPI 51-100	RPI 101-150	RPI 150+				
11- 8	0- 1	0- 1	OVERALL	0- 1	0- 2	11- 3				
6- 3	0- 0	0- 1	HOME	0- 1	0- 0	6- 1				
5- 4	0- 1	0- 0	AWAY	0- 0	0- 2	5- 1				
0- 1	0- 0	0- 0	NEUTRAL	0- 0	0- 0	0- 1				
2- 8	0- 1	0- 1	NON-CONFERENCE	0- 1	0- 2	2- 3				
2- 3	0- 0	0- 1	HOME	0- 1	0- 0	2- 1				
0- 4	0- 1	0- 0	AWAY	0- 0	0- 2	0- 1				
0- 1	0- 0	0- 0	NEUTRAL	0- 0	0- 0	0- 1				
9- 0	0- 0	0- 0	CONFERENCE	0- 0	0- 0	9- 0				
4- 0	0- 0	0- 0	HOME	0- 0	0- 0	4- 0				
5- 0	0- 0	0- 0	AWAY	0- 0	0- 0	5- 0				
0- 0	0- 0	0- 0	NEUTRAL	0- 0	0- 0	0- 0				

RPI 1-25				RPI 26-50				RPI 51-100				RPI 101+ Team's RPI: 214			
RPI	S	Opponent	Score	RPI	S	Opponent	Score	RPI	S	Opponent	Score	RPI	S	Opponent	Score
13	A	Iowa	63 92	42	H	James Madison	36 59	75	H	Kent St.	46 54	111	A	Loyola Marymount	53 61
												125	A	Youngstown St.	59 69
												199	H	Rhode Island	41 46
												203	N	SMU	55 60
												218	A	Bowling Green	60 61
												243	H	Sacred Heart	64 46
												246	H	Mt. St. Mary's	70 58
												257	A	St. Francis Brooklyn	75 56
												285	H	La Salle	67 39
												298	A	Central Conn. St.	64 57
												299	A	Bryant	60 57
												326	H	Wagner	69 46
												344	A	Fairleigh Dickinson	63 43
												344	H	Fairleigh Dickinson	71 49
												347	H	Delaware St.	64 63
												351	A	LIU Brooklyn	89 37
LAST 12 Division I GAMES:															
111	A	Loyola Marymount	53 61	351	A	LIU Brooklyn	89 37								
344	A	Fairleigh Dickinson	63 43	257	A	St. Francis Brooklyn	75 56								
243	H	Sacred Heart	64 46	344	H	Fairleigh Dickinson	71 49								
326	H	Wagner	69 46	246	H	Mt. St. Mary's	70 58								
298	A	Central Conn. St.	64 57	42	H	James Madison	36 59								
299	A	Bryant	60 57	347	H	Delaware St.	64 63								

Non-Div I Games: Pitt.-Johnstown 73 53

Robert Morris

■ Loss,
 ■ Non-Conf,
 ■ S Site,
 ■ H Home
 ■ A Away
 N Neutral

Average RPI Win: 132		WON-LOST	WINNING	LAST 10	STRENGTH OF	OPP. STRENGTH	TEAM	ADJ.	CONF.	ADJ CONF.
Average RPI Loss: 46		RECORD	PCT. RANK	GAMES	SCHEDULE	OF SCHEDULE	RPI	RPI	RPI	RPI
DIV. I ONLY		17- 5	37	1- 0	30	43	15	15	4	4
DIV. I NON-CONF.		8- 3	72	1- 1	76	83	48	48	6	6
TOTALS		RPI 1-25	RPI 26-50		W-L RECORDS		RPI 51-100	RPI 101-150	RPI 150+	
17- 5	2- 3	2- 0		OVERALL		4- 1	2- 1	7- 0		
11- 0	1- 0	2- 0		HOME		2- 0	1- 0	5- 0		
5- 3	1- 1	0- 0		AWAY		2- 1	1- 1	1- 0		
1- 2	0- 2	0- 0		NEUTRAL		0- 0	0- 0	1- 0		
8- 3	0- 2	0- 0		NON-CONFERENCE		2- 1	0- 0	6- 0		
6- 0	0- 0	0- 0		HOME		1- 0	0- 0	5- 0		
1- 1	0- 0	0- 0		AWAY		1- 1	0- 0	0- 0		
1- 2	0- 2	0- 0		NEUTRAL		0- 0	0- 0	1- 0		
9- 2	2- 1	2- 0		CONFERENCE		2- 0	2- 1	1- 0		
5- 0	1- 0	2- 0		HOME		1- 0	1- 0	0- 0		
4- 2	1- 1	0- 0		AWAY		1- 0	1- 1	1- 0		
0- 0	0- 0	0- 0		NEUTRAL		0- 0	0- 0	0- 0		

RPI	S	Opponent	Score	RPI	S	Opponent	Score	RPI	S	Opponent	Score	RPI	S	Opponent	Score
12	N	Gonzaga	40 57	33	H	Indiana	69 64	54	H	LSU	57 43	114	A	Penn St.	69 61
13	A	Iowa	66 72	44	H	Purdue	65 63	56	A	Virginia Tech	51 67	114	H	Penn St.	74 61
19	N	Drake	59 69					68	A	Harvard	60 49	129	A	Minnesota	46 60
20	A	Maryland	73 65					87	H	Northwestern	45 41	165	H	Stony Brook	61 47
24	H	Michigan St.	76 62					100	A	Nebraska	62 56	188	A	Illinois	71 60
												205	H	Saint Francis (PA)	96 52
												238	H	Albany (NY)	65 39
												239	H	Brown	73 52
												247	N	ETSU	68 44
												298	H	Central Conn. St.	73 44
LAST 12 Division I GAMES:															
247	N	ETSU	68 44	24	H	Michigan St.	76 62								
12	N	Gonzaga	40 57	44	H	Purdue	65 63								
129	A	Minnesota	46 60	100	A	Nebraska	62 56								
33	H	Indiana	69 64	188	A	Illinois	71 60								
114	A	Penn St.	69 61	114	H	Penn St.	74 61								
13	A	Iowa	66 72	239	H	Brown	73 52								

Non-Div I Games:

Rutgers

■ Loss,
 ■ Non-Conf, S Site,
 ■ Home
 ■ Away
 N Neutral

SFA		WON-LOST		WINNING		LAST 10		STRENGTH OF		OPP. STRENGTH		TEAM		ADJ.		CONF.		ADJ CONF.	
Average RPI Win: 229		RECORD		PCT. RANK		GAMES		SCHEDULE		OF SCHEDULE		RPI		RPI		RPI		RPI	
Average RPI Loss: 69																			
DIV. I ONLY		14- 3		22		0- 1		210		255		61		61		26		26	
DIV. I NON-CONF.		6- 3		91		0- 1		72		160		54		54		23		23	
TOTALS		RPI 1-25		RPI 26-50		W-L RECORDS		RPI 51-100		RPI 101-150		RPI 150+							
14- 3		0- 0		0- 2		OVERALL		1- 0		1- 1		12- 0							
8- 0		0- 0		0- 0		HOME		1- 0		1- 0		6- 0							
5- 3		0- 0		0- 2		AWAY		0- 0		0- 1		5- 0							
1- 0		0- 0		0- 0		NEUTRAL		0- 0		0- 0		1- 0							
6- 3		0- 0		0- 2		NON-CONFERENCE		1- 0		1- 1		4- 0							
5- 0		0- 0		0- 0		HOME		1- 0		1- 0		3- 0							
0- 3		0- 0		0- 2		AWAY		0- 0		0- 1		0- 0							
1- 0		0- 0		0- 0		NEUTRAL		0- 0		0- 0		1- 0							
8- 0		0- 0		0- 0		CONFERENCE		0- 0		0- 0		8- 0							
3- 0		0- 0		0- 0		HOME		0- 0		0- 0		3- 0							
5- 0		0- 0		0- 0		AWAY		0- 0		0- 0		5- 0							
0- 0		0- 0		0- 0		NEUTRAL		0- 0		0- 0		0- 0							

RPI 1-25				RPI 26-50				RPI 51-100				RPI 101+			
RPI	S	Opponent	Score	RPI	S	Opponent	Score	RPI	S	Opponent	Score	RPI	S	Opponent	Score
26	A	Miami (FL)	60 81	26	A	Miami (FL)	60 81	88	H	Yale	67 57	140	H	Montana St.	60 53
39	A	New Mexico	33 74	39	A	New Mexico	33 74					143	A	Texas Tech	69 77
												158	A	Abilene Christian	71 55
												161	H	Tulsa	76 34
												184	H	Nicholls St.	70 62
												192	N	Hampton	70 68
												206	A	Sam Houston St.	78 68
												234	H	Texas Southern	74 55
												272	A	Southeastern La.	62 51
												293	A	Central Ark.	59 53
												301	H	Morgan St.	69 42
												312	H	New Orleans	97 38
												325	A	Incarinate Word	66 56
												336	H	Northwestern St.	84 56
LAST 12 Division I GAMES:															
39	A	New Mexico	33 74	312	H	New Orleans	97 38								
88	H	Yale	67 57	336	H	Northwestern St.	84 56								
206	A	Sam Houston St.	78 68	184	H	Nicholls St.	70 62								
293	A	Central Ark.	59 53	272	A	Southeastern La.	62 51								
158	A	Abilene Christian	71 55	192	N	Hampton	70 68								
325	A	Incarinate Word	66 56	234	H	Texas Southern	74 55								

Non-Div I Games: Wiley 97 38 Cameron 86 59 Our Lady of the Lak93 77

SFA

Loss, Non-Conf, S Site, H Home A Away N Neutral

Average RPI Win:	289	WON-LOST	WINNING	LAST 10	STRENGTH OF	OPP. STRENGTH	TEAM	ADJ.	CONF.	ADJ CONF.
Average RPI Loss:	160	RECORD	PCT. RANK	GAMES	SCHEDULE	OF SCHEDULE	RPI	RPI	RPI	RPI
DIV. I ONLY	9- 11	203	1- 0	311	279	235	235	22	22	
DIV. I NON-CONF.	4- 6	212	0- 0	314	248	241	241	21	21	
TOTALS	RPI 1-25	RPI 26-50	W-L RECORDS	RPI 51-100	RPI 101-150	RPI 150+				
9- 11	0- 0	0- 1	OVERALL	0- 1	0- 3	9- 6				
4- 2	0- 0	0- 0	HOME	0- 0	0- 1	4- 1				
5- 8	0- 0	0- 1	AWAY	0- 0	0- 2	5- 5				
0- 1	0- 0	0- 0	NEUTRAL	0- 1	0- 0	0- 0				
4- 6	0- 0	0- 1	NON-CONFERENCE	0- 1	0- 0	4- 4				
1- 0	0- 0	0- 0	HOME	0- 0	0- 0	1- 0				
3- 5	0- 0	0- 1	AWAY	0- 0	0- 0	3- 4				
0- 1	0- 0	0- 0	NEUTRAL	0- 1	0- 0	0- 0				
5- 5	0- 0	0- 0	CONFERENCE	0- 0	0- 3	5- 2				
3- 2	0- 0	0- 0	HOME	0- 0	0- 1	3- 1				
2- 3	0- 0	0- 0	AWAY	0- 0	0- 2	2- 1				
0- 0	0- 0	0- 0	NEUTRAL	0- 0	0- 0	0- 0				

RPI S	Opponent	Score	RPI S	Opponent	Score	RPI S	Opponent	Score	RPI S	Opponent	Score	Team's RPI: 235
36	A Missouri	59	67	N Missouri St.	65	68	117	H Morehead St.	67	73		
							132	A UT Martin	55	68		
							142	A Tennessee Tech	55	79		
							185	H Illinois St.	68	61		
							188	A Illinois	57	74		
							196	A Saint Louis	56	63		
							217	A Southeast Mo. St.	58	63		
							217	H Southeast Mo. St.	52	62		
							220	A UMKC	75	80		
							224	A Jacksonville St.	51	47		
							228	A Loyola Chicago	43	56		
							279	A Eastern Ill.	65	56		
							282	H Austin Peay	69	68		
							289	H Murray St.	71	54		
							323	H Eastern Ky.	74	55		
							332	A Purdue Fort Wayne	57	49		
							338	A Evansville	54	45		
							345	A Chicago St.	82	66		
LAST 12 Division I GAMES:												
323	H Eastern Ky.	74	55	224	A Jacksonville St.	51	47					
117	H Morehead St.	67	73	142	A Tennessee Tech	55	79					
132	A UT Martin	55	68	279	A Eastern Ill.	65	56					
217	A Southeast Mo. St.	58	63	217	H Southeast Mo. St.	52	62					
289	H Murray St.	71	54	67	N Missouri St.	65	68					
282	H Austin Peay	69	68	220	A UMKC	75	80					

Non-Div I Games: McKendree 64 63

SIUE

■ Loss,
 ■ Non-Conf,
 ■ S Site,
 ■ H Home
 ■ A Away
 N Neutral

SMU				STRENGTH OF SCHEDULE	OPP. STRENGTH OF SCHEDULE	TEAM RPI	ADJ. RPI	CONF. RPI	ADJ CONF. RPI
Average RPI Win:	244	WON-LOST RECORD	WINNING PCT. RANK						
Average RPI Loss:	100		LAST 10 GAMES						
DIV. I ONLY	8- 13	241	1- 0	98	144	203	203	9	9
DIV. I NON-CONF.	6- 7	172	1- 0	181	257	234	234	9	9

TOTALS	RPI 1-25	RPI 26-50	W-L RECORDS	RPI 51-100	RPI 101-150	RPI 150+			
8- 13	0- 2	0- 2	OVERALL	0- 1	0- 7	8- 1			
6- 6	0- 0	0- 0	HOME	0- 0	0- 5	6- 1			
0- 7	0- 2	0- 2	AWAY	0- 1	0- 2	0- 0			
2- 0	0- 0	0- 0	NEUTRAL	0- 0	0- 0	2- 0			
6- 7	0- 0	0- 2	NON-CONFERENCE	0- 0	0- 4	6- 1			
4- 4	0- 0	0- 0	HOME	0- 0	0- 3	4- 1			
0- 3	0- 0	0- 2	AWAY	0- 0	0- 1	0- 0			
2- 0	0- 0	0- 0	NEUTRAL	0- 0	0- 0	2- 0			
2- 6	0- 2	0- 0	CONFERENCE	0- 1	0- 3	2- 0			
2- 2	0- 0	0- 0	HOME	0- 0	0- 2	2- 0			
0- 4	0- 2	0- 0	AWAY	0- 1	0- 1	0- 0			
0- 0	0- 0	0- 0	NEUTRAL	0- 0	0- 0	0- 0			

RPI 1-25				RPI 26-50				RPI 51-100				RPI 101+ Team's RPI: 203			
RPI	S	Opponent	Score	RPI	S	Opponent	Score	RPI	S	Opponent	Score	RPI	S	Opponent	Score
6	A	UConn	39 79	37	A	Rice	52 66	89	A	Cincinnati	57 69	108	A	Northern Colo.	57 58
14	A	UCF	43 55	50	A	TCU	63 65					112	A	Houston	68 69
												112	H	Houston	61 72
												113	H	Alabama	61 62
												115	H	UT Arlington	41 66
												122	H	Tulane	43 61
												148	H	Oklahoma	61 77
												152	H	South Fla.	46 44
												176	H	North Texas	73 66
												214	N	Robert Morris	60 55
												263	H	Wichita St.	78 50
												265	N	Northern Ariz.	55 48
												272	H	Southeastern La.	62 63
												274	H	CSU Bakersfield	49 43
												300	H	Mississippi Val.	62 47
												310	H	La.-Monroe	49 38
LAST 12 Division I GAMES:															
265	N	Northern Ariz.	55 48	122	H	Tulane	43 61								
112	A	Houston	68 69	112	H	Houston	61 72								
152	H	South Fla.	46 44	89	A	Cincinnati	57 69								
6	A	UConn	39 79	115	H	UT Arlington	41 66								
14	A	UCF	43 55	148	H	Oklahoma	61 77								
263	H	Wichita St.	78 50	274	H	CSU Bakersfield	49 43								

Non-Div I Games:

SMU

■ Loss,
 ■ Non-Conf,
 ■ S Site,
 ■ Home
 ■ A Away
 N Neutral

Average RPI Win:	248	WON-LOST	WINNING	LAST 10	STRENGTH OF	OPP. STRENGTH	TEAM	ADJ.	CONF.	ADJ CONF.
Average RPI Loss:	112	RECORD	PCT. RANK	GAMES	SCHEDULE	OF SCHEDULE	RPI	RPI	RPI	RPI
DIV. I ONLY	7- 10	225	1- 0	201	157	236	236	16	16	
DIV. I NON-CONF.	3- 4	199	1- 0	142	239	210	210	12	12	
TOTALS	RPI 1-25	RPI 26-50	W-L RECORDS	RPI 51-100	RPI 101-150	RPI 150+				
7- 10	0- 0	0- 1	OVERALL	0- 4	0- 4	7- 1				
4- 5	0- 0	0- 0	HOME	0- 2	0- 2	4- 1				
1- 4	0- 0	0- 1	AWAY	0- 2	0- 1	1- 0				
2- 1	0- 0	0- 0	NEUTRAL	0- 0	0- 1	2- 0				
3- 4	0- 0	0- 1	NON-CONFERENCE	0- 1	0- 1	3- 1				
1- 2	0- 0	0- 0	HOME	0- 1	0- 0	1- 1				
0- 1	0- 0	0- 1	AWAY	0- 0	0- 0	0- 0				
2- 1	0- 0	0- 0	NEUTRAL	0- 0	0- 1	2- 0				
4- 6	0- 0	0- 0	CONFERENCE	0- 3	0- 3	4- 0				
3- 3	0- 0	0- 0	HOME	0- 1	0- 2	3- 0				
1- 3	0- 0	0- 0	AWAY	0- 2	0- 1	1- 0				
0- 0	0- 0	0- 0	NEUTRAL	0- 0	0- 0	0- 0				

RPI 1-25				RPI 26-50				RPI 51-100				RPI 101+				Team's RPI: 236	
RPI	S	Opponent	Score	RPI	S	Opponent	Score	RPI	S	Opponent	Score	RPI	S	Opponent	Score		
				39	A	New Mexico	53 85	75	A	Idaho St.	43 73	108	A	Northern Colo.	69 82		
								75	H	Idaho St.	42 56	137	N	Pepperdine	97 113		
								80	H	UC Davis	60 109	140	H	Montana St.	53 69		
								95	A	Idaho	66 104	145	H	Montana	86 88		
												188	N	Illinois	109 107		
												192	N	Hampton	65 61		
												197	A	Eastern Wash.	73 70		
												225	H	San Francisco	75 86		
												259	H	Southern Utah	77 76		
												265	H	Northern Ariz.	65 61		
												308	H	Weber St.	77 62		
												324	H	Cal Poly	88 85		
LAST 12 Division I GAMES:																	
				192	N	Hampton	65 61					265	H	Northern Ariz.	65 61		
				308	H	Weber St.	77 62					75	A	Idaho St.	43 73		
				75	H	Idaho St.	42 56					140	H	Montana St.	53 69		
				197	A	Eastern Wash.	73 70					145	H	Montana	86 88		
				95	A	Idaho	66 104					108	A	Northern Colo.	69 82		
				259	H	Southern Utah	77 76					39	A	New Mexico	53 85		

Non-Div I Games: Antelope Valley 86 80

Sacramento St.

■ Loss,
■ Non-Conf,
■ S Site,
■ Home
■ A Away
N Neutral

Sacred Heart

Through Games Of Feb. 5, 2019

Average RPI Win:	303	WON-LOST	WINNING	LAST 10	STRENGTH OF	OPP. STRENGTH	TEAM	ADJ.	CONF.	ADJ CONF.
Average RPI Loss:	183	RECORD	PCT. RANK	GAMES	SCHEDULE	OF SCHEDULE	RPI	RPI	RPI	RPI
DIV. I ONLY	10- 10	159	0- 1	307	338	243	243	31	31	
DIV. I NON-CONF.	4- 7	228	0- 0	257	267	242	242	31	31	
TOTALS	RPI 1-25	RPI 26-50	W-L RECORDS	RPI 51-100	RPI 101-150	RPI 150+				
10- 10	0- 0	0- 1	OVERALL	0- 0	0- 2	10- 7				
5- 4	0- 0	0- 0	HOME	0- 0	0- 0	5- 4				
5- 6	0- 0	0- 1	AWAY	0- 0	0- 2	5- 3				
0- 0	0- 0	0- 0	NEUTRAL	0- 0	0- 0	0- 0				
4- 7	0- 0	0- 1	NON-CONFERENCE	0- 0	0- 2	4- 4				
1- 3	0- 0	0- 0	HOME	0- 0	0- 0	1- 3				
3- 4	0- 0	0- 1	AWAY	0- 0	0- 2	3- 1				
0- 0	0- 0	0- 0	NEUTRAL	0- 0	0- 0	0- 0				
6- 3	0- 0	0- 0	CONFERENCE	0- 0	0- 0	6- 3				
4- 1	0- 0	0- 0	HOME	0- 0	0- 0	4- 1				
2- 2	0- 0	0- 0	AWAY	0- 0	0- 0	2- 2				
0- 0	0- 0	0- 0	NEUTRAL	0- 0	0- 0	0- 0				

RPI S	Opponent	Score	RPI S	Opponent	Score	RPI S	Opponent	Score	RPI S	Opponent	Score	Team's RPI: 243
			34 A	Kentucky	43 71				102 A	Providence	52 62	
									136 A	Lehigh	66 70	
									165 H	Stony Brook	58 73	
									205 A	Saint Francis (PA)	68 85	
									207 A	Massachusetts	61 78	
									214 A	Robert Morris	46 64	
									227 H	Monmouth	50 55	
									250 A	Hofstra	70 64	
									257 A	St. Francis Brooklyn	68 66	
									257 H	St. Francis Brooklyn	53 56	
									271 H	Siena	72 50	
									280 H	Saint Joseph's	44 61	
									298 H	Central Conn. St.	66 61	
									299 H	Bryant	49 48	
									319 A	Manhattan	74 46	
									326 A	Wagner	80 68	
									326 H	Wagner	72 64	
									328 A	New Hampshire	71 60	
									351 H	LIU Brooklyn	75 53	
LAST 12 Division I GAMES:												
257 H	St. Francis Brooklyn	53 56	326 A	Wagner	80 68							
214 A	Robert Morris	46 64	351 H	LIU Brooklyn	75 53							
205 A	Saint Francis (PA)	68 85	298 H	Central Conn. St.	66 61							
326 H	Wagner	72 64	34 A	Kentucky	43 71							
257 A	St. Francis Brooklyn	68 66	280 H	Saint Joseph's	44 61							
299 H	Bryant	49 48	319 A	Manhattan	74 46							

Non-Div I Games:

Sacred Heart

■ Loss,
 ■ Non-Conf,
 ■ S Site,
 ■ H Home
 ■ A Away
 N Neutral

Average RPI Win:	277	WON-LOST	WINNING	LAST 10	STRENGTH OF	OPP. STRENGTH	TEAM	ADJ.	CONF.	ADJ CONF.
Average RPI Loss:	149	RECORD	PCT. RANK	GAMES	SCHEDULE	OF SCHEDULE	RPI	RPI	RPI	RPI
DIV. I ONLY	8- 12	231	0- 1	181	285	205	205	31	31	
DIV. I NON-CONF.	2- 9	297	0- 1	36	105	203	203	31	31	
TOTALS	RPI 1-25	RPI 26-50	W-L RECORDS	RPI 51-100	RPI 101-150	RPI 150+				
8- 12	0- 2	0- 0	OVERALL	0- 2	1- 3	7- 5				
5- 2	0- 0	0- 0	HOME	0- 1	1- 0	4- 1				
3- 8	0- 2	0- 0	AWAY	0- 0	0- 2	3- 4				
0- 2	0- 0	0- 0	NEUTRAL	0- 1	0- 1	0- 0				
2- 9	0- 2	0- 0	NON-CONFERENCE	0- 2	1- 3	1- 2				
1- 2	0- 0	0- 0	HOME	0- 1	1- 0	0- 1				
1- 5	0- 2	0- 0	AWAY	0- 0	0- 2	1- 1				
0- 2	0- 0	0- 0	NEUTRAL	0- 1	0- 1	0- 0				
6- 3	0- 0	0- 0	CONFERENCE	0- 0	0- 0	6- 3				
4- 0	0- 0	0- 0	HOME	0- 0	0- 0	4- 0				
2- 3	0- 0	0- 0	AWAY	0- 0	0- 0	2- 3				
0- 0	0- 0	0- 0	NEUTRAL	0- 0	0- 0	0- 0				

RPI 1-25				RPI 26-50				RPI 51-100				RPI 101+ Team's RPI: 205			
RPI	S	Opponent	Score	RPI	S	Opponent	Score	RPI	S	Opponent	Score	RPI	S	Opponent	Score
2	A	Baylor	58 116					60	N	Boise St.	64 78	117	H	Morehead St.	89 83
15	A	Rutgers	52 96					69	H	FGCU	69 83	123	A	Pittsburgh	75 78
												125	A	Youngstown St.	56 80
												145	N	Montana	77 79
												151	H	Duquesne	73 93
												241	A	Liberty	53 82
												243	H	Sacred Heart	85 68
												246	A	Mt. St. Mary's	83 72
												246	H	Mt. St. Mary's	68 66
												257	A	St. Francis Brooklyn	65 78
												298	A	Central Conn. St.	62 73
												299	A	Bryant	63 66
												326	H	Wagner	107 70
												341	A	Longwood	91 88
												344	H	Fairleigh Dickinson	75 64
												351	A	LIU Brooklyn	80 66
LAST 12 Division I GAMES:															
145	N	Montana	77 79	257	A	St. Francis Brooklyn	65 78								
246	A	Mt. St. Mary's	83 72	351	A	LIU Brooklyn	80 66								
326	H	Wagner	107 70	246	H	Mt. St. Mary's	68 66								
243	H	Sacred Heart	85 68	344	H	Fairleigh Dickinson	75 64								
299	A	Bryant	63 66	123	A	Pittsburgh	75 78								
298	A	Central Conn. St.	62 73	117	H	Morehead St.	89 83								

Non-Div I Games: Seton Hill 86 74

Saint Francis (PA)

Loss, Non-Conf, S Site, H Home A Away N Neutral

Saint Joseph's

Through Games Of Feb. 5, 2019

Average RPI Win:	253	WON-LOST	WINNING	LAST 10	STRENGTH OF	OPP. STRENGTH	TEAM	ADJ.	CONF.	ADJ CONF.
Average RPI Loss:	139	RECORD	PCT. RANK	GAMES	SCHEDULE	OF SCHEDULE	RPI	RPI	RPI	RPI
DIV. I ONLY	6- 15	283	1- 0	183	177	280	280	17	17	
DIV. I NON-CONF.	4- 9	252	1- 0	147	213	259	259	16	16	
TOTALS	RPI 1-25	RPI 26-50	W-L RECORDS	RPI 51-100	RPI 101-150	RPI 150+				
6- 15	0- 0	0- 1	OVERALL	0- 3	0- 4	6- 7				
5- 7	0- 0	0- 1	HOME	0- 1	0- 2	5- 3				
1- 8	0- 0	0- 0	AWAY	0- 2	0- 2	1- 4				
0- 0	0- 0	0- 0	NEUTRAL	0- 0	0- 0	0- 0				
4- 9	0- 0	0- 1	NON-CONFERENCE	0- 3	0- 1	4- 4				
3- 5	0- 0	0- 1	HOME	0- 1	0- 1	3- 2				
1- 4	0- 0	0- 0	AWAY	0- 2	0- 0	1- 2				
0- 0	0- 0	0- 0	NEUTRAL	0- 0	0- 0	0- 0				
2- 6	0- 0	0- 0	CONFERENCE	0- 0	0- 3	2- 3				
2- 2	0- 0	0- 0	HOME	0- 0	0- 1	2- 1				
0- 4	0- 0	0- 0	AWAY	0- 0	0- 2	0- 2				
0- 0	0- 0	0- 0	NEUTRAL	0- 0	0- 0	0- 0				

RPI 1-25				RPI 26-50				RPI 51-100				RPI 101+				Team's RPI: 280	
RPI	S	Opponent	Score	RPI	S	Opponent	Score	RPI	S	Opponent	Score	RPI	S	Opponent	Score		
				41	H	Villanova	35 47	51	H	Auburn	70 81	105	A	Dayton	65 72		
								82	A	Penn	45 65	120	A	VCU	40 59		
								90	A	Drexel	34 51	120	H	VCU	47 65		
												121	H	Towson	52 73		
												151	A	Duquesne	73 81		
												164	A	Delaware	39 48		
												179	H	Temple	52 58		
												193	H	Rider	54 56		
												196	H	Saint Louis	49 62		
												202	H	St. Bonaventure	66 41		
												215	A	Navy	48 49		
												229	H	Niagara	68 54		
												243	A	Sacred Heart	61 44		
												260	A	Richmond	45 46		
												264	H	Columbia	68 61		
												285	H	La Salle	60 57		
												297	H	Loyola Maryland	49 46		
LAST 12 Division I GAMES:																	
297	H	Loyola Maryland	49 46	202	H	St. Bonaventure	66 41										
120	H	VCU	47 65	196	H	Saint Louis	49 62										
105	A	Dayton	65 72	120	A	VCU	40 59										
260	A	Richmond	45 46	215	A	Navy	48 49										
285	H	La Salle	60 57	164	A	Delaware	39 48										
151	A	Duquesne	73 81	243	A	Sacred Heart	61 44										

Non-Div I Games:

Saint Joseph's

■ Loss,
 ■ Non-Conf,
 ■ S Site,
 ■ H Home
 ■ A Away
 N Neutral

Saint Louis

Through Games Of Feb. 5, 2019

Average RPI Win:	208	WON-LOST	WINNING	LAST 10	STRENGTH OF	OPP. STRENGTH	TEAM	ADJ.	CONF.	ADJ CONF.
Average RPI Loss:	128	RECORD	PCT. RANK	GAMES	SCHEDULE	OF SCHEDULE	RPI	RPI	RPI	RPI
DIV. I ONLY	10- 12	198	1- 0	195	102	196	196	17	17	
DIV. I NON-CONF.	5- 8	224	1- 0	209	43	212	212	16	16	
TOTALS	RPI 1-25	RPI 26-50	W-L RECORDS	RPI 51-100	RPI 101-150	RPI 150+				
10- 12	0- 1	0- 1	OVERALL	0- 2	2- 3	8- 5				
5- 6	0- 1	0- 1	HOME	0- 1	1- 1	4- 2				
5- 4	0- 0	0- 0	AWAY	0- 0	1- 1	4- 3				
0- 2	0- 0	0- 0	NEUTRAL	0- 1	0- 1	0- 0				
5- 8	0- 1	0- 1	NON-CONFERENCE	0- 2	1- 1	4- 3				
2- 4	0- 1	0- 1	HOME	0- 1	0- 0	2- 1				
3- 2	0- 0	0- 0	AWAY	0- 0	1- 0	2- 2				
0- 2	0- 0	0- 0	NEUTRAL	0- 1	0- 1	0- 0				
5- 4	0- 0	0- 0	CONFERENCE	0- 0	1- 2	4- 2				
3- 2	0- 0	0- 0	HOME	0- 0	1- 1	2- 1				
2- 2	0- 0	0- 0	AWAY	0- 0	0- 1	2- 1				
0- 0	0- 0	0- 0	NEUTRAL	0- 0	0- 0	0- 0				

RPI 1-25				RPI 26-50				RPI 51-100				RPI 101+ Team's RPI: 196			
RPI	S	Opponent	Score	RPI	S	Opponent	Score	RPI	S	Opponent	Score	RPI	S	Opponent	Score
6	H	UConn	42 98	36	H	Missouri	62 74	88	N	Yale	52 58	101	A	Virginia	67 65
								89	H	Cincinnati	50 51	105	H	Dayton	68 65
												120	A	VCU	47 57
												130	N	Chattanooga	61 71
												139	H	Fordham	53 56
												155	H	Southern Ill.	62 58
												161	A	Tulsa	75 86
												172	H	Indiana St.	56 60
												185	A	Illinois St.	67 72
												187	H	George Washington	60 44
												199	H	Rhode Island	56 68
												202	A	St. Bonaventure	62 45
												203	H	George Mason	60 53
												207	A	Massachusetts	66 70
												235	H	SIUE	63 56
												280	A	Saint Joseph's	62 49
												288	A	Fla. Atlantic	93 61
												323	A	Eastern Ky.	70 43
LAST 12 Division I GAMES:															
288	A	Fla. Atlantic	93 61	199	H	Rhode Island	56 68								
187	H	George Washington	60 44	139	H	Fordham	53 56								
203	H	George Mason	60 53	280	A	Saint Joseph's	62 49								
120	A	VCU	47 57	207	A	Massachusetts	66 70								
105	H	Dayton	68 65	88	N	Yale	52 58								
202	A	St. Bonaventure	62 45	185	A	Illinois St.	67 72								

Non-Div I Games:

Saint Louis

■ Loss,
■ Non-Conf,
■ S Site,
■ H Home
■ A Away
N Neutral

Saint Mary's (CA)

Through Games Of Feb. 5, 2019

Average RPI Win:	176	WON-LOST	WINNING	LAST 10	STRENGTH OF	OPP. STRENGTH	TEAM	ADJ.	CONF.	ADJ CONF.
Average RPI Loss:	35	RECORD	PCT. RANK	GAMES	SCHEDULE	OF SCHEDULE	RPI	RPI	RPI	RPI
DIV. I ONLY	14- 8	97	1- 0	55	70	53	53	8	8	
DIV. I NON-CONF.	7- 4	109	1- 0	73	44	57	57	7	7	
TOTALS	RPI 1-25	RPI 26-50	W-L RECORDS	RPI 51-100	RPI 101-150	RPI 150+				
14- 8	0- 3	1- 3	OVERALL	1- 2	3- 0	9- 0				
6- 4	0- 2	1- 2	HOME	0- 0	2- 0	3- 0				
6- 4	0- 1	0- 1	AWAY	0- 2	1- 0	5- 0				
2- 0	0- 0	0- 0	NEUTRAL	1- 0	0- 0	1- 0				
7- 4	0- 1	1- 2	NON-CONFERENCE	1- 1	1- 0	4- 0				
2- 2	0- 1	1- 1	HOME	0- 0	0- 0	1- 0				
3- 2	0- 0	0- 1	AWAY	0- 1	1- 0	2- 0				
2- 0	0- 0	0- 0	NEUTRAL	1- 0	0- 0	1- 0				
7- 4	0- 2	0- 1	CONFERENCE	0- 1	2- 0	5- 0				
4- 2	0- 1	0- 1	HOME	0- 0	2- 0	2- 0				
3- 2	0- 1	0- 0	AWAY	0- 1	0- 0	3- 0				
0- 0	0- 0	0- 0	NEUTRAL	0- 0	0- 0	0- 0				

RPI 1-25				RPI 26-50				RPI 51-100				RPI 101+			
RPI	S	Opponent	Score	RPI	S	Opponent	Score	RPI	S	Opponent	Score	RPI	S	Opponent	Score
5	H	Oregon	55 79	27	H	California	78 81	66	N	Old Dominion	83 65	111	H	Loyola Marymount	86 62
12	A	Gonzaga	62 74	31	A	Oregon St.	56 89	80	A	UC Davis	74 76	124	A	Washington St.	70 64
12	H	Gonzaga	52 66	32	H	BYU	73 74	81	A	Pacific	67 76	137	H	Pepperdine	79 68
				46	H	Wyoming	90 84					166	A	Portland	98 91
												166	H	Portland	113 85
												171	A	Santa Clara	83 59
												175	N	Texas St.	89 62
												190	H	Milwaukee	73 71
												225	A	San Francisco	80 65
												254	H	San Diego	74 60
												306	A	UC Santa Barbara	80 55
												324	A	Cal Poly	69 51
LAST 12 Division I GAMES:															
				66	N	Old Dominion	83 65	225	A	San Francisco	80 65				
				12	H	Gonzaga	52 66	32	H	BYU	73 74				
				166	H	Portland	113 85	254	H	San Diego	74 60				
				111	H	Loyola Marymount	86 62	166	A	Portland	98 91				
				137	H	Pepperdine	79 68	12	A	Gonzaga	62 74				
				171	A	Santa Clara	83 59	81	A	Pacific	67 76				

Non-Div I Games:

Saint Mary's (CA)

■ Loss,
 ■ Non-Conf,
 ■ S Site,
 ■ H Home
 ■ A Away
 N Neutral

Saint Peter's

Through Games Of Feb. 5, 2019

Average RPI Win:	328	WON-LOST	WINNING	LAST 10	STRENGTH OF	OPP. STRENGTH	TEAM	ADJ.	CONF.	ADJ CONF.
Average RPI Loss:	205	RECORD	PCT. RANK	GAMES	SCHEDULE	OF SCHEDULE	RPI	RPI	RPI	RPI
DIV. I ONLY	6- 15	283	0- 1	303	346	320	320	27	27	
DIV. I NON-CONF.	5- 6	177	0- 0	315	348	286	286	28	28	
TOTALS	RPI 1-25	RPI 26-50	W-L RECORDS	RPI 51-100	RPI 101-150	RPI 150+				
6- 15	0- 0	0- 0	OVERALL	0- 2	0- 3	6- 10				
4- 5	0- 0	0- 0	HOME	0- 0	0- 1	4- 4				
2- 10	0- 0	0- 0	AWAY	0- 2	0- 2	2- 6				
0- 0	0- 0	0- 0	NEUTRAL	0- 0	0- 0	0- 0				
5- 6	0- 0	0- 0	NON-CONFERENCE	0- 1	0- 2	5- 3				
4- 1	0- 0	0- 0	HOME	0- 0	0- 0	4- 1				
1- 5	0- 0	0- 0	AWAY	0- 1	0- 2	1- 2				
0- 0	0- 0	0- 0	NEUTRAL	0- 0	0- 0	0- 0				
1- 9	0- 0	0- 0	CONFERENCE	0- 1	0- 1	1- 7				
0- 4	0- 0	0- 0	HOME	0- 0	0- 1	0- 3				
1- 5	0- 0	0- 0	AWAY	0- 1	0- 0	1- 4				
0- 0	0- 0	0- 0	NEUTRAL	0- 0	0- 0	0- 0				

RPI 1-25				RPI 26-50				RPI 51-100				RPI 101+				Team's RPI: 320	
RPI	S	Opponent	Score	RPI	S	Opponent	Score	RPI	S	Opponent	Score	RPI	S	Opponent	Score		
								62	A	Quinnipiac	45	90	103	A	Boston College	57	89
								88	A	Yale	56	72	109	A	Seton Hall	47	90
													150	H	Marist	42	62
													193	A	Rider	38	60
													229	A	Niagara	57	81
													229	H	Niagara	66	75
													256	H	Cal St. Fullerton	45	69
													257	A	St. Francis Brooklyn	70	74
													271	A	Siena	46	50
													271	H	Siena	57	84
													275	A	Canisius	59	78
													275	H	Canisius	62	75
													307	A	UMass Lowell	57	59
													309	H	NJIT	70	57
													318	A	Fairfield	68	65
													321	A	Lafayette	62	60
													326	H	Wagner	69	57
													344	H	Fairleigh Dickinson	75	58
													351	H	LIU Brooklyn	86	59
LAST 12 Division I GAMES:																	
				275	A	Canisius	59	78		275	H	Canisius	62	75			
				229	A	Niagara	57	81		229	H	Niagara	66	75			
				271	A	Siena	46	50		62	A	Quinnipiac	45	90			
				150	H	Marist	42	62		271	H	Siena	57	84			
				193	A	Rider	38	60		344	H	Fairleigh Dickinson	75	58			
				318	A	Fairfield	68	65		257	A	St. Francis Brooklyn	70	74			

Non-Div I Games:

Saint Peter's

■ Loss,
 ■ Non-Conf,
 ■ S Site,
 ■ H Home
 ■ A Away
 N Neutral

Average RPI Win:	284	WON-LOST	WINNING	LAST 10	STRENGTH OF	OPP. STRENGTH	TEAM	ADJ.	CONF.	ADJ CONF.
Average RPI Loss:	132	RECORD	PCT. RANK	GAMES	SCHEDULE	OF SCHEDULE	RPI	RPI	RPI	RPI
DIV. I ONLY	7- 9	214	0- 1	205	257	206	206	26	26	
DIV. I NON-CONF.	2- 5	264	0- 0	102	128	169	169	23	23	
TOTALS	RPI 1-25	RPI 26-50	W-L RECORDS	RPI 51-100	RPI 101-150	RPI 150+				
7- 9	0- 0	0- 1	OVERALL	0- 4	0- 0	7- 4				
3- 4	0- 0	0- 0	HOME	0- 2	0- 0	3- 2				
4- 4	0- 0	0- 1	AWAY	0- 1	0- 0	4- 2				
0- 1	0- 0	0- 0	NEUTRAL	0- 1	0- 0	0- 0				
2- 5	0- 0	0- 1	NON-CONFERENCE	0- 2	0- 0	2- 2				
0- 1	0- 0	0- 0	HOME	0- 0	0- 0	0- 1				
2- 3	0- 0	0- 1	AWAY	0- 1	0- 0	2- 1				
0- 1	0- 0	0- 0	NEUTRAL	0- 1	0- 0	0- 0				
5- 4	0- 0	0- 0	CONFERENCE	0- 2	0- 0	5- 2				
3- 3	0- 0	0- 0	HOME	0- 2	0- 0	3- 1				
2- 1	0- 0	0- 0	AWAY	0- 0	0- 0	2- 1				
0- 0	0- 0	0- 0	NEUTRAL	0- 0	0- 0	0- 0				

RPI 1-25				RPI 26-50				RPI 51-100				RPI 101+				Team's RPI: 206	
RPI	S	Opponent	Score	RPI	S	Opponent	Score	RPI	S	Opponent	Score	RPI	S	Opponent	Score		
				50	A	TCU	59 72	54	A	LSU	52 66	158	H	Abilene Christian	79 91		
								61	H	SFA	68 78	183	H	Oral Roberts	62 73		
								71	H	Lamar University	72 83	186	A	Southern Miss.	65 61		
								91	N	Troy	79 84	237	A	Louisiana	68 62		
												258	A	A&M-Corpus Christi	61 76		
												263	A	Wichita St.	55 63		
												272	H	Southeastern La.	94 63		
												293	H	Central Ark.	66 62		
												325	A	Incarnate Word	76 56		
												336	H	Northwestern St.	66 55		
												339	A	Houston Baptist	74 63		
LAST 12 Division I GAMES:																	
				61	H	SFA	68 78	325	A	Incarnate Word	76 56						
				272	H	Southeastern La.	94 63	293	H	Central Ark.	66 62						
				71	H	Lamar University	72 83	158	H	Abilene Christian	79 91						
				336	H	Northwestern St.	66 55	50	A	TCU	59 72						
				339	A	Houston Baptist	74 63	183	H	Oral Roberts	62 73						
				258	A	A&M-Corpus Christi	61 76	237	A	Louisiana	68 62						

Non-Div I Games: UNKNOWN 94 46 Wiley 101 63 Jarvis Christian 100 55

Sam Houston St.

Average RPI Win: 263		WON-LOST	WINNING	LAST 10	STRENGTH OF	OPP. STRENGTH	TEAM	ADJ.	CONF.	ADJ CONF.
Average RPI Loss: 168		RECORD	PCT. RANK	GAMES	SCHEDULE	OF SCHEDULE	RPI	RPI	RPI	RPI
DIV. I ONLY		5- 15	298	0- 1	214	219	261	261	25	25
DIV. I NON-CONF.		3- 10	278	0- 0	130	202	215	215	25	25
TOTALS		RPI 1-25	RPI 26-50	W-L RECORDS	RPI 51-100	RPI 101-150	RPI 150+			
5- 15	0- 0		0- 0	OVERALL	0- 3	0- 4	5- 8			
2- 2	0- 0		0- 0	HOME	0- 0	0- 2	2- 0			
3- 13	0- 0		0- 0	AWAY	0- 3	0- 2	3- 8			
0- 0	0- 0		0- 0	NEUTRAL	0- 0	0- 0	0- 0			
3- 10	0- 0		0- 0	NON-CONFERENCE	0- 3	0- 3	3- 4			
1- 1	0- 0		0- 0	HOME	0- 0	0- 1	1- 0			
2- 9	0- 0		0- 0	AWAY	0- 3	0- 2	2- 4			
0- 0	0- 0		0- 0	NEUTRAL	0- 0	0- 0	0- 0			
2- 5	0- 0		0- 0	CONFERENCE	0- 0	0- 1	2- 4			
1- 1	0- 0		0- 0	HOME	0- 0	0- 1	1- 0			
1- 4	0- 0		0- 0	AWAY	0- 0	0- 0	1- 4			
0- 0	0- 0		0- 0	NEUTRAL	0- 0	0- 0	0- 0			

RPI 1-25				RPI 26-50				RPI 51-100				RPI 101+				Team's RPI: 261	
RPI	S	Opponent	Score	RPI	S	Opponent	Score	RPI	S	Opponent	Score	RPI	S	Opponent	Score		
								51	A	Auburn	46 73	130	H	Chattanooga	63 73		
								86	A	Oklahoma St.	62 82	131	A	Colorado	39 81		
								91	A	Troy	52 72	132	A	UT Martin	68 89		
												141	H	UAB	41 66		
												157	A	Mercer	68 76		
												167	A	Denver	87 83		
												173	A	Vanderbilt	52 77		
												186	A	Southern Miss.	40 76		
												192	A	Hampton	57 64		
												213	A	Memphis	48 53		
												232	A	Alabama St.	60 51		
												244	A	Furman	36 57		
												247	H	ETSU	79 58		
												284	A	Wofford	62 71		
												313	A	UNC Greensboro	54 55		
												334	H	Presbyterian	75 54		
												335	A	Western Caro.	75 42		
LAST 12 Division I GAMES:																	
				284	A	Wofford	62 71	157	A	Mercer	68 76						
				244	A	Furman	36 57	173	A	Vanderbilt	52 77						
				130	H	Chattanooga	63 73	131	A	Colorado	39 81						
				247	H	ETSU	79 58	167	A	Denver	87 83						
				335	A	Western Caro.	75 42	51	A	Auburn	46 73						
				313	A	UNC Greensboro	54 55	213	A	Memphis	48 53						

Non-Div I Games:	Rhodes	71	54	Montevallo	73	47
------------------	--------	----	----	------------	----	----

Samford

■ Loss, ■ Non-Conf, S Site, H Home A Away N Neutral

San Diego

Through Games Of Feb. 5, 2019

Average RPI Win:	251	WON-LOST	WINNING	LAST 10	STRENGTH OF	OPP. STRENGTH	TEAM	ADJ.	CONF.	ADJ CONF.
Average RPI Loss:	125	RECORD	PCT. RANK	GAMES	SCHEDULE	OF SCHEDULE	RPI	RPI	RPI	RPI
DIV. I ONLY	7- 14	260	0- 1	196	108	254	254	8	8	
DIV. I NON-CONF.	6- 4	125	0- 0	324	199	229	229	7	7	
TOTALS	RPI 1-25	RPI 26-50	W-L RECORDS	RPI 51-100	RPI 101-150	RPI 150+				
7- 14	0- 1	0- 2	OVERALL	0- 2	0- 5	7- 4				
5- 6	0- 1	0- 2	HOME	0- 0	0- 2	5- 1				
2- 8	0- 0	0- 0	AWAY	0- 2	0- 3	2- 3				
0- 0	0- 0	0- 0	NEUTRAL	0- 0	0- 0	0- 0				
6- 4	0- 0	0- 1	NON-CONFERENCE	0- 0	0- 1	6- 2				
5- 1	0- 0	0- 1	HOME	0- 0	0- 0	5- 0				
1- 3	0- 0	0- 0	AWAY	0- 0	0- 1	1- 2				
0- 0	0- 0	0- 0	NEUTRAL	0- 0	0- 0	0- 0				
1- 10	0- 1	0- 1	CONFERENCE	0- 2	0- 4	1- 2				
0- 5	0- 1	0- 1	HOME	0- 0	0- 2	0- 1				
1- 5	0- 0	0- 0	AWAY	0- 2	0- 2	1- 1				
0- 0	0- 0	0- 0	NEUTRAL	0- 0	0- 0	0- 0				

RPI 1-25				RPI 26-50				RPI 51-100				RPI 101+ Team's RPI: 254			
RPI	S	Opponent	Score	RPI	S	Opponent	Score	RPI	S	Opponent	Score	RPI	S	Opponent	Score
12	H	Gonzaga	61 86	27	H	California	53 70	53	A	Saint Mary's (CA)	60 74	111	A	Loyola Marymount	57 83
				32	H	BYU	56 65	81	A	Pacific	47 79	111	H	Loyola Marymount	52 69
												129	A	Minnesota	48 53
												137	A	Pepperdine	65 88
												137	H	Pepperdine	55 74
												166	H	Portland	60 69
												171	A	Santa Clara	57 49
												225	A	San Francisco	57 68
												226	H	Dartmouth	78 76
												249	A	Long Beach St.	60 56
												251	H	San Diego St.	72 71
												259	A	Southern Utah	59 69
												262	H	Hawaii	58 50
												270	H	Cleveland St.	83 82
												276	A	UTSA	77 87
												327	H	San Jose St.	83 79
LAST 12 Division I GAMES:															
111	A	Loyola Marymount	57 83	53	A	Saint Mary's (CA)	60 74								
137	A	Pepperdine	65 88	137	H	Pepperdine	55 74								
32	H	BYU	56 65	111	H	Loyola Marymount	52 69								
12	H	Gonzaga	61 86	171	A	Santa Clara	57 49								
166	H	Portland	60 69	225	A	San Francisco	57 68								
81	A	Pacific	47 79	327	H	San Jose St.	83 79								

Non-Div I Games: Cal St. San B'dino 76 58

San Diego

■ Loss,
 ■ Non-Conf,
 ■ S Site,
 ■ H Home
 ■ A Away
 N Neutral

Average RPI Win:	266	WON-LOST	WINNING	LAST 10	STRENGTH OF	OPP. STRENGTH	TEAM	ADJ.	CONF.	ADJ CONF.
Average RPI Loss:	144	RECORD	PCT. RANK	GAMES	SCHEDULE	OF SCHEDULE	RPI	RPI	RPI	RPI
DIV. I ONLY	7- 12	244	1- 0	197	218	251	251	15	15	
DIV. I NON-CONF.	5- 6	177	0- 0	245	298	236	236	13	13	
TOTALS	RPI 1-25	RPI 26-50	W-L RECORDS	RPI 51-100	RPI 101-150	RPI 150+				
7- 12	0- 0	0- 3	OVERALL	0- 2	0- 2	7- 5				
5- 5	0- 0	0- 1	HOME	0- 2	0- 1	5- 1				
2- 7	0- 0	0- 2	AWAY	0- 0	0- 1	2- 4				
0- 0	0- 0	0- 0	NEUTRAL	0- 0	0- 0	0- 0				
5- 6	0- 0	0- 1	NON-CONFERENCE	0- 1	0- 1	5- 3				
3- 3	0- 0	0- 1	HOME	0- 1	0- 0	3- 1				
2- 3	0- 0	0- 0	AWAY	0- 0	0- 1	2- 2				
0- 0	0- 0	0- 0	NEUTRAL	0- 0	0- 0	0- 0				
2- 6	0- 0	0- 2	CONFERENCE	0- 1	0- 1	2- 2				
2- 2	0- 0	0- 0	HOME	0- 1	0- 1	2- 0				
0- 4	0- 0	0- 2	AWAY	0- 0	0- 0	0- 2				
0- 0	0- 0	0- 0	NEUTRAL	0- 0	0- 0	0- 0				

RPI 1-25				RPI 26-50				RPI 51-100				RPI 101+				Team's RPI: 251	
RPI	S	Opponent	Score	RPI	S	Opponent	Score	RPI	S	Opponent	Score	RPI	S	Opponent	Score		
				39	A	New Mexico	62 70	60	H	Boise St.	66 69	128	H	Fresno St.	81 87		
				46	A	Wyoming	45 87	72	H	Arizona	60 69	144	A	CSUN	74 77		
				50	H	TCU	64 81					153	A	UC Irvine	78 70		
												171	A	Santa Clara	43 60		
												211	A	UNLV	57 71		
												252	A	Air Force	66 75		
												252	H	Air Force	70 61		
												254	A	San Diego	71 72		
												256	A	Cal St. Fullerton	83 72		
												262	H	Hawaii	58 57		
												287	H	California Baptist	83 67		
												306	H	UC Santa Barbara	58 63		
												325	H	Incarinate Word	81 38		
												327	H	San Jose St.	69 68		
LAST 12 Division I GAMES:																	
				327	H	San Jose St.	69 68	46	A	Wyoming	45 87						
				252	A	Air Force	66 75	60	H	Boise St.	66 69						
				211	A	UNLV	57 71	306	H	UC Santa Barbara	58 63						
				128	H	Fresno St.	81 87	144	A	CSUN	74 77						
				39	A	New Mexico	62 70	153	A	UC Irvine	78 70						
				252	H	Air Force	70 61	72	H	Arizona	60 69						

Non-Div I Games:

San Diego St.

San Francisco

Through Games Of Feb. 5, 2019

Average RPI Win:	271	WON-LOST	WINNING	LAST 10	STRENGTH OF	OPP. STRENGTH	TEAM	ADJ.	CONF.	ADJ CONF.
Average RPI Loss:	101	RECORD	PCT. RANK	GAMES	SCHEDULE	OF SCHEDULE	RPI	RPI	RPI	RPI
DIV. I ONLY	6- 15	283	1- 0	133	106	225	225	8	8	
DIV. I NON-CONF.	4- 7	228	0- 0	231	174	246	246	7	7	
TOTALS	RPI 1-25	RPI 26-50	W-L RECORDS	RPI 51-100	RPI 101-150	RPI 150+				
6- 15	0- 2	0- 1	OVERALL	0- 4	0- 5	6- 3				
2- 7	0- 0	0- 1	HOME	0- 3	0- 2	2- 1				
2- 7	0- 2	0- 0	AWAY	0- 1	0- 3	2- 1				
2- 1	0- 0	0- 0	NEUTRAL	0- 0	0- 0	2- 1				
4- 7	0- 1	0- 0	NON-CONFERENCE	0- 2	0- 3	4- 1				
1- 3	0- 0	0- 0	HOME	0- 1	0- 2	1- 0				
1- 3	0- 1	0- 0	AWAY	0- 1	0- 1	1- 0				
2- 1	0- 0	0- 0	NEUTRAL	0- 0	0- 0	2- 1				
2- 8	0- 1	0- 1	CONFERENCE	0- 2	0- 2	2- 2				
1- 4	0- 0	0- 1	HOME	0- 2	0- 0	1- 1				
1- 4	0- 1	0- 0	AWAY	0- 0	0- 2	1- 1				
0- 0	0- 0	0- 0	NEUTRAL	0- 0	0- 0	0- 0				

RPI 1-25				RPI 26-50				RPI 51-100				RPI 101+ Team's RPI: 225			
RPI	S	Opponent	Score	RPI	S	Opponent	Score	RPI	S	Opponent	Score	RPI	S	Opponent	Score
4	A	Stanford	62 96	32	H	BYU	59 67	53	H	Saint Mary's (CA)	65 80	108	H	Northern Colo.	63 68
12	A	Gonzaga	51 78					80	H	UC Davis	68 70	111	A	Loyola Marymount	58 66
								81	H	Pacific	75 85	115	H	UT Arlington	73 80
								95	A	Idaho	63 70	124	A	Washington St.	61 91
												137	A	Pepperdine	50 69
												166	A	Portland	73 78
												171	A	Santa Clara	57 49
												171	H	Santa Clara	66 71
												222	N	North Dakota	97 100
												236	A	Sacramento St.	86 75
												254	H	San Diego	68 57
												311	N	North Dakota St.	75 42
												324	N	Cal Poly	65 62
												327	H	San Jose St.	85 63
LAST 12 Division I GAMES:															
171	A	Santa Clara	57 49	111	A	Loyola Marymount	58 66								
166	A	Portland	73 78	171	H	Santa Clara	66 71								
12	A	Gonzaga	51 78	32	H	BYU	59 67								
81	H	Pacific	75 85	254	H	San Diego	68 57								
53	H	Saint Mary's (CA)	65 80	222	N	North Dakota	97 100								
137	A	Pepperdine	50 69	311	N	North Dakota St.	75 42								

Non-Div I Games:

San Francisco

■ Loss,
■ Non-Conf,
■ S Site,
■ H Home
■ A Away
N Neutral

Average RPI Win:	234	WON-LOST	WINNING	LAST 10	STRENGTH OF	OPP. STRENGTH	TEAM	ADJ.	CONF.	ADJ CONF.
Average RPI Loss:	165	RECORD	PCT. RANK	GAMES	SCHEDULE	OF SCHEDULE	RPI	RPI	RPI	RPI
DIV. I ONLY	2- 17	336	0- 1	194	180	327	327	15	15	
DIV. I NON-CONF.	1- 9	326	0- 0	190	204	326	326	13	13	
TOTALS	RPI 1-25	RPI 26-50	W-L RECORDS	RPI 51-100	RPI 101-150	RPI 150+				
2- 17	0- 0	0- 1	OVERALL	0- 3	0- 3	2- 10				
2- 6	0- 0	0- 1	HOME	0- 1	0- 0	2- 4				
0- 11	0- 0	0- 0	AWAY	0- 2	0- 3	0- 6				
0- 0	0- 0	0- 0	NEUTRAL	0- 0	0- 0	0- 0				
1- 9	0- 0	0- 0	NON-CONFERENCE	0- 2	0- 2	1- 5				
1- 3	0- 0	0- 0	HOME	0- 1	0- 0	1- 2				
0- 6	0- 0	0- 0	AWAY	0- 1	0- 2	0- 3				
0- 0	0- 0	0- 0	NEUTRAL	0- 0	0- 0	0- 0				
1- 8	0- 0	0- 1	CONFERENCE	0- 1	0- 1	1- 5				
1- 3	0- 0	0- 1	HOME	0- 0	0- 0	1- 2				
0- 5	0- 0	0- 0	AWAY	0- 1	0- 1	0- 3				
0- 0	0- 0	0- 0	NEUTRAL	0- 0	0- 0	0- 0				

RPI	S	Opponent	Score	RPI	S	Opponent	Score	RPI	S	Opponent	Score	RPI	S	Opponent	Score	Team's RPI: 327
46	H	Wyoming	56 70	60	A	Boise St.	68 99	128	A	Fresno St.	48 77	131	A	Colorado	64 76	
				81	H	Pacific	67 91	144	A	CSUN	40 76	153	H	UC Irvine	66 74	
				100	A	Nebraska	63 96	163	A	Portland St.	51 80	171	H	Santa Clara	56 62	
								194	A	Utah St.	49 82	194	H	Utah St.	68 59	
								211	H	UNLV	43 53	225	A	San Francisco	63 85	
								242	H	Nevada	49 52	251	A	San Diego St.	68 69	
								252	A	Air Force	77 88	254	A	San Diego	79 83	
								274	H	CSU Bakersfield	82 72					
LAST 12 Division I GAMES:																
251	A	San Diego St.	68 69	60	A	Boise St.	68 99	242	H	Nevada	49 52	128	A	Fresno St.	48 77	
194	H	Utah St.	68 59	254	A	San Diego	79 83	144	A	CSUN	40 76	171	H	Santa Clara	56 62	
252	A	Air Force	77 88	144	A	CSUN	40 76									
46	H	Wyoming	56 70	194	A	Utah St.	49 82									
211	H	UNLV	43 53													

Non-Div I Games: San Fran. St. 66 73

San Jose St.

Santa Clara

Through Games Of Feb. 5, 2019

Average RPI Win:	221	WON-LOST	WINNING	LAST 10	STRENGTH OF	OPP. STRENGTH	TEAM	ADJ.	CONF.	ADJ CONF.
Average RPI Loss:	104	RECORD	PCT. RANK	GAMES	SCHEDULE	OF SCHEDULE	RPI	RPI	RPI	RPI
DIV. I ONLY	9- 11	203	0- 1	140	120	171	171	8	8	
DIV. I NON-CONF.	6- 4	125	0- 0	184	234	143	143	7	7	
TOTALS	RPI 1-25	RPI 26-50	W-L RECORDS	RPI 51-100	RPI 101-150	RPI 150+				
9- 11	0- 1	0- 2	OVERALL	1- 3	1- 3	7- 2				
4- 6	0- 0	0- 1	HOME	1- 2	0- 1	3- 2				
5- 5	0- 1	0- 1	AWAY	0- 1	1- 2	4- 0				
0- 0	0- 0	0- 0	NEUTRAL	0- 0	0- 0	0- 0				
6- 4	0- 0	0- 1	NON-CONFERENCE	1- 1	0- 2	5- 0				
4- 1	0- 0	0- 0	HOME	1- 0	0- 1	3- 0				
2- 3	0- 0	0- 1	AWAY	0- 1	0- 1	2- 0				
0- 0	0- 0	0- 0	NEUTRAL	0- 0	0- 0	0- 0				
3- 7	0- 1	0- 1	CONFERENCE	0- 2	1- 1	2- 2				
0- 5	0- 0	0- 1	HOME	0- 2	0- 0	0- 2				
3- 2	0- 1	0- 0	AWAY	0- 0	1- 1	2- 0				
0- 0	0- 0	0- 0	NEUTRAL	0- 0	0- 0	0- 0				

RPI 1-25				RPI 26-50				RPI 51-100				RPI 101+ Team's RPI: 171			
RPI	S	Opponent	Score	RPI	S	Opponent	Score	RPI	S	Opponent	Score	RPI	S	Opponent	Score
12	A	Gonzaga	61 78	31	A	Oregon St.	31 82	52	A	Southern California	46 77	111	A	Loyola Marymount	83 75
				32	H	BYU	44 54	53	H	Saint Mary's (CA)	59 83	128	A	Fresno St.	53 80
								67	H	Missouri St.	77 73	137	A	Pepperdine	48 74
								81	H	Pacific	70 74	144	H	CSUN	38 53
												166	A	Portland	72 66
												225	A	San Francisco	71 66
												225	H	San Francisco	49 57
												242	H	Nevada	56 48
												251	H	San Diego St.	60 43
												254	H	San Diego	49 57
												256	A	Cal St. Fullerton	64 60
												327	A	San Jose St.	62 56
												340	H	Grand Canyon	75 55
LAST 12 Division I GAMES:															
225	H	San Francisco	49 57	137	A	Pepperdine	48 74								
12	A	Gonzaga	61 78	225	A	San Francisco	71 66								
166	A	Portland	72 66	254	H	San Diego	49 57								
53	H	Saint Mary's (CA)	59 83	32	H	BYU	44 54								
81	H	Pacific	70 74	340	H	Grand Canyon	75 55								
111	A	Loyola Marymount	83 75	327	A	San Jose St.	62 56								

Non-Div I Games: Sonoma St. 98 38

Santa Clara

Loss, Non-Conf, S Site, H Home A Away N Neutral

Average RPI Win:	333	WON-LOST	WINNING	LAST 10	STRENGTH OF	OPP. STRENGTH	TEAM	ADJ.	CONF.	ADJ CONF.
Average RPI Loss:	230	RECORD	PCT. RANK	GAMES	SCHEDULE	OF SCHEDULE	RPI	RPI	RPI	RPI
DIV. I ONLY	2- 13	332	0- 1	351	303	348	348	32	32	
DIV. I NON-CONF.	0- 7	336	0- 0	270	129	343	343	32	32	
TOTALS	RPI 1-25	RPI 26-50	W-L RECORDS	RPI 51-100	RPI 101-150	RPI 150+				
2- 13	0- 0	0- 2	OVERALL	0- 0	0- 0	2- 11				
0- 6	0- 0	0- 0	HOME	0- 0	0- 0	0- 6				
2- 7	0- 0	0- 2	AWAY	0- 0	0- 0	2- 5				
0- 0	0- 0	0- 0	NEUTRAL	0- 0	0- 0	0- 0				
0- 7	0- 0	0- 2	NON-CONFERENCE	0- 0	0- 0	0- 5				
0- 3	0- 0	0- 0	HOME	0- 0	0- 0	0- 3				
0- 4	0- 0	0- 2	AWAY	0- 0	0- 0	0- 2				
0- 0	0- 0	0- 0	NEUTRAL	0- 0	0- 0	0- 0				
2- 6	0- 0	0- 0	CONFERENCE	0- 0	0- 0	2- 6				
0- 3	0- 0	0- 0	HOME	0- 0	0- 0	0- 3				
2- 3	0- 0	0- 0	AWAY	0- 0	0- 0	2- 3				
0- 0	0- 0	0- 0	NEUTRAL	0- 0	0- 0	0- 0				

RPI 1-25				RPI 26-50				RPI 51-100				RPI 101+				Team's RPI: 348	
RPI	S	Opponent	Score	RPI	S	Opponent	Score	RPI	S	Opponent	Score	RPI	S	Opponent	Score		
				28	A	South Dakota St.	49 97					178	A	UMES	46 78		
				38	A	DePaul	61 124					200	A	Ole Miss	51 74		
												223	H	Jacksonville	58 68		
												234	H	Texas Southern	41 65		
												263	A	Wichita St.	50 66		
												266	H	Norfolk St.	42 78		
												277	H	Ga. Southern	71 82		
												290	H	South Carolina St.	60 71		
												301	A	Morgan St.	47 63		
												317	A	Coppin St.	76 70		
												343	H	N.C. Central	67 71		
												347	A	Delaware St.	58 66		
												349	A	Florida A&M	54 50		
LAST 12 Division I GAMES:																	
				178	A	UMES	46 78			301	A	Morgan St.	47 63				
				347	A	Delaware St.	58 66			317	A	Coppin St.	76 70				
				343	H	N.C. Central	67 71			263	A	Wichita St.	50 66				
				290	H	South Carolina St.	60 71			28	A	South Dakota St.	49 97				
				266	H	Norfolk St.	42 78			200	A	Ole Miss	51 74				
				349	A	Florida A&M	54 50			234	H	Texas Southern	41 65				

Non-Div I Games: Carver 101 49 Wesleyan (GA) 155 26

Savannah St.

Average RPI Win:	345	WON-LOST	WINNING	LAST 10	STRENGTH OF	OPP. STRENGTH	TEAM	ADJ.	CONF.	ADJ CONF.
Average RPI Loss:	198	RECORD	PCT. RANK	GAMES	SCHEDULE	OF SCHEDULE	RPI	RPI	RPI	RPI
DIV. I ONLY	1- 20	348	0- 1	224	313	342	342	30	30	
DIV. I NON-CONF.	0- 13	336	0- 0	136	262	329	329	30	30	
TOTALS	RPI 1-25	RPI 26-50	W-L RECORDS	RPI 51-100	RPI 101-150	RPI 150+				
1- 20	0- 0	0- 1	OVERALL	0- 3	0- 2	1- 14				
1- 9	0- 0	0- 0	HOME	0- 0	0- 2	1- 7				
0- 10	0- 0	0- 1	AWAY	0- 2	0- 0	0- 7				
0- 1	0- 0	0- 0	NEUTRAL	0- 1	0- 0	0- 0				
0- 13	0- 0	0- 1	NON-CONFERENCE	0- 3	0- 2	0- 7				
0- 5	0- 0	0- 0	HOME	0- 0	0- 2	0- 3				
0- 7	0- 0	0- 1	AWAY	0- 2	0- 0	0- 4				
0- 1	0- 0	0- 0	NEUTRAL	0- 1	0- 0	0- 0				
1- 7	0- 0	0- 0	CONFERENCE	0- 0	0- 0	1- 7				
1- 4	0- 0	0- 0	HOME	0- 0	0- 0	1- 4				
0- 3	0- 0	0- 0	AWAY	0- 0	0- 0	0- 3				
0- 0	0- 0	0- 0	NEUTRAL	0- 0	0- 0	0- 0				

RPI S	Opponent	Score	RPI S	Opponent	Score	RPI S	Opponent	Score	RPI S	Opponent	Score	Team's RPI: 342
			29 A	Utah	62 89	72 N	Arizona	54 84	135 H	Washington	58 69	
						80 A	UC Davis	59 76	137 H	Pepperdine	64 78	
						81 A	Pacific	61 75	153 A	UC Irvine	60 65	
									160 A	New Mexico St.	55 75	
									163 A	Portland St.	43 68	
									209 A	UTRGV	56 69	
									220 H	UMKC	62 86	
									242 A	Nevada	54 67	
									256 H	Cal St. Fullerton	54 57	
									262 A	Hawaii	51 67	
									265 H	Northern Ariz.	58 65	
									269 H	Utah Valley	55 58	
									274 H	CSU Bakersfield	60 70	
									287 A	California Baptist	83 100	
									324 H	Cal Poly	50 60	
									340 H	Grand Canyon	73 74	
									345 H	Chicago St.	90 54	
LAST 12 Division I GAMES:												
			287 A	California Baptist	83 100	340 H	Grand Canyon	73 74				
			220 H	UMKC	62 86	274 H	CSU Bakersfield	60 70				
			345 H	Chicago St.	90 54	153 A	UC Irvine	60 65				
			209 A	UTRGV	56 69	242 A	Nevada	54 67				
			160 A	New Mexico St.	55 75	324 H	Cal Poly	50 60				
			269 H	Utah Valley	55 58	80 A	UC Davis	59 76				

Non-Div I Games:

Seattle U

■ Loss,
 ■ Non-Conf,
 ■ S Site,
 ■ H Home
 ■ A Away
 N Neutral

Average RPI Win:	191	WON-LOST	WINNING	LAST 10	STRENGTH OF	OPP. STRENGTH	TEAM	ADJ.	CONF.	ADJ CONF.
Average RPI Loss:	67	RECORD	PCT. RANK	GAMES	SCHEDULE	OF SCHEDULE	RPI	RPI	RPI	RPI
DIV. I ONLY	14- 8	97	1- 0	121	75	109	109	6	6	
DIV. I NON-CONF.	8- 3	72	0- 0	292	165	138	138	4	4	
TOTALS	RPI 1-25	RPI 26-50	W-L RECORDS	RPI 51-100	RPI 101-150	RPI 150+				
14- 8	0- 2	2- 4	OVERALL	2- 0	3- 0	7- 2				
11- 2	0- 0	1- 1	HOME	1- 0	3- 0	6- 1				
2- 5	0- 2	1- 2	AWAY	1- 0	0- 0	0- 1				
1- 1	0- 0	0- 1	NEUTRAL	0- 0	0- 0	1- 0				
8- 3	0- 1	0- 2	NON-CONFERENCE	1- 0	0- 0	7- 0				
6- 0	0- 0	0- 0	HOME	0- 0	0- 0	6- 0				
1- 2	0- 1	0- 1	AWAY	1- 0	0- 0	0- 0				
1- 1	0- 0	0- 1	NEUTRAL	0- 0	0- 0	1- 0				
6- 5	0- 1	2- 2	CONFERENCE	1- 0	3- 0	0- 2				
5- 2	0- 0	1- 1	HOME	1- 0	3- 0	0- 1				
1- 3	0- 1	1- 1	AWAY	0- 0	0- 0	0- 1				
0- 0	0- 0	0- 0	NEUTRAL	0- 0	0- 0	0- 0				

RPI 1-25				RPI 26-50				RPI 51-100				RPI 101+ Team's RPI: 109			
RPI	S	Opponent	Score	RPI	S	Opponent	Score	RPI	S	Opponent	Score	RPI	S	Opponent	Score
6	A	UConn	61 99	38	A	DePaul	84 73	78	A	Princeton	70 66	102	H	Providence	79 73
8	A	Marquette	60 96	41	H	Villanova	66 70	92	H	Georgetown	76 63	104	H	Creighton	82 75
				43	N	Georgia Tech	73 84					126	H	St. John's (NY)	77 67
				45	A	Butler	59 62					170	A	Xavier	62 63
				45	H	Butler	83 62					170	H	Xavier	76 80
				49	A	UCLA	62 78					257	H	St. Francis Brooklyn	100 77
												276	H	UTSA	84 53
												295	H	Kennesaw St.	102 80
												307	H	UMass Lowell	90 57
												313	N	UNC Greensboro	71 64
												320	H	Saint Peter's	90 47
												326	H	Wagner	95 40
LAST 12 Division I GAMES:															
				45	H	Butler	83 62	102	H	Providence	79 73				
				170	H	Xavier	76 80	104	H	Creighton	82 75				
				92	H	Georgetown	76 63	170	A	Xavier	62 63				
				41	H	Villanova	66 70	45	A	Butler	59 62				
				38	A	DePaul	84 73	126	H	St. John's (NY)	77 67				
				8	A	Marquette	60 96	313	N	UNC Greensboro	71 64				

Non-Div I Games:

Seton Hall

■ Loss,
■ Non-Conf,
■ S Site,
■ H Home
■ A Away
N Neutral

S
i
e
n
a

S
i
e
n
a

Siena

Page 262

Average RPI Win: 217		WON-LOST	WINNING	LAST 10	STRENGTH OF	OPP. STRENGTH	TEAM	ADJ.	CONF.	ADJ CONF.
Average RPI Loss: 133		RECORD	PCT. RANK	GAMES	SCHEDULE	OF SCHEDULE	RPI	RPI	RPI	RPI
DIV. I ONLY		15- 3	20	1- 0	288	142	106	106	12	12
DIV. I NON-CONF.		9- 0	1	1- 0	327	142	70	70	15	15

TOTALS	RPI 1-25	RPI 26-50	W-L RECORDS	RPI 51-100	RPI 101-150	RPI 150+
15- 3	0- 0	0- 0	OVERALL	1- 1	1- 1	13- 1
6- 2	0- 0	0- 0	HOME	1- 1	0- 0	5- 1
8- 1	0- 0	0- 0	AWAY	0- 0	1- 1	7- 0
1- 0	0- 0	0- 0	NEUTRAL	0- 0	0- 0	1- 0
9- 0	0- 0	0- 0	NON-CONFERENCE	0- 0	1- 0	8- 0
3- 0	0- 0	0- 0	HOME	0- 0	0- 0	3- 0
5- 0	0- 0	0- 0	AWAY	0- 0	1- 0	4- 0
1- 0	0- 0	0- 0	NEUTRAL	0- 0	0- 0	1- 0
6- 3	0- 0	0- 0	CONFERENCE	1- 1	0- 1	5- 1
3- 2	0- 0	0- 0	HOME	1- 1	0- 0	2- 1
3- 1	0- 0	0- 0	AWAY	0- 0	0- 1	3- 0
0- 0	0- 0	0- 0	NEUTRAL	0- 0	0- 0	0- 0

RPI 1-25				RPI 26-50				RPI 51-100				RPI 101+				Team's RPI: 106	
RPI	S	Opponent	Score	RPI	S	Opponent	Score	RPI	S	Opponent	Score	RPI	S	Opponent	Score		
								79	H	Little Rock	42 65	113	A	Alabama	72 67		
								91	H	Troy	80 77	138	A	Appalachian St.	63 71		
												154	A	Georgia St.	68 59		
												160	N	New Mexico St.	68 67		
												174	A	Southern U.	53 49		
												181	H	Arkansas St.	64 77		
												182	A	Coastal Caro.	88 78		
												186	H	Southern Miss.	77 68		
												232	H	Alabama St.	77 65		
												237	H	Louisiana	83 60		
												247	H	ETSU	81 74		
												277	A	Ga. Southern	69 53		
												292	A	Tennessee St.	78 56		
												293	A	Central Ark.	58 50		
												310	H	La.-Monroe	77 49		
												314	A	FIU	84 77		
LAST 12 Division I GAMES:																	
				314	A	FIU	84 77	79	H	Little Rock	42 65						
				91	H	Troy	80 77	181	H	Arkansas St.	64 77						
				310	H	La.-Monroe	77 49	182	A	Coastal Caro.	88 78						
				237	H	Louisiana	83 60	138	A	Appalachian St.	63 71						
				277	A	Ga. Southern	69 53	160	N	New Mexico St.	68 67						
				154	A	Georgia St.	68 59	232	H	Alabama St.	77 65						

Non-Div I Games:	Faulkner	97	40	Spring Hill	75	57
------------------	----------	----	----	-------------	----	----

South Alabama

Loss, Non-Conf, S Site, H Home A Away N Neutral

South Carolina

Through Games Of Feb. 5, 2019

Average RPI Win:	122	WON-LOST	WINNING	LAST 10	STRENGTH OF	OPP. STRENGTH	TEAM	ADJ.	CONF.	ADJ CONF.
Average RPI Loss:	16	RECORD	PCT. RANK	GAMES	SCHEDULE	OF SCHEDULE	RPI	RPI	RPI	RPI
DIV. I ONLY	16- 5	45	0- 1	14	14	16	16	5	5	
DIV. I NON-CONF.	8- 4	91	0- 1	24	20	41	41	5	5	
TOTALS	RPI 1-25	RPI 26-50	W-L RECORDS	RPI 51-100	RPI 101-150	RPI 150+				
16- 5	1- 4	4- 1	OVERALL	2- 0	3- 0	6- 0				
9- 2	0- 2	2- 0	HOME	0- 0	3- 0	4- 0				
6- 1	1- 1	2- 0	AWAY	2- 0	0- 0	1- 0				
1- 2	0- 1	0- 1	NEUTRAL	0- 0	0- 0	1- 0				
8- 4	0- 3	2- 1	NON-CONFERENCE	0- 0	2- 0	4- 0				
5- 2	0- 2	1- 0	HOME	0- 0	2- 0	2- 0				
2- 0	0- 0	1- 0	AWAY	0- 0	0- 0	1- 0				
1- 2	0- 1	0- 1	NEUTRAL	0- 0	0- 0	1- 0				
8- 1	1- 1	2- 0	CONFERENCE	2- 0	1- 0	2- 0				
4- 0	0- 0	1- 0	HOME	0- 0	1- 0	2- 0				
4- 1	1- 1	1- 0	AWAY	2- 0	0- 0	0- 0				
0- 0	0- 0	0- 0	NEUTRAL	0- 0	0- 0	0- 0				

RPI	S	Opponent	Score	RPI	S	Opponent	Score	RPI	S	Opponent	Score	RPI	S	Opponent	Score
2	H	Baylor	69 94	31	N	Oregon St.	68 70	54	A	LSU	76 53	105	H	Dayton	65 55
7	A	Mississippi St.	74 89	34	A	Kentucky	74 70	74	A	Arkansas	87 79	113	H	Alabama	62 59
18	A	Texas A&M	60 57	36	H	Missouri	79 65					138	H	Appalachian St.	80 50
19	N	Drake	85 90	44	A	Purdue	82 73					173	H	Vanderbilt	80 69
20	H	Maryland	61 85	47	H	Clemson	69 57					179	H	Temple	88 60
												208	H	Florida	71 40
												232	A	Alabama St.	94 38
												244	H	Furman	66 53
												247	N	ETSU	101 55
LAST 12 Division I GAMES:															
19	N	Drake	85 90	7	A	Mississippi St.	74 89								
31	N	Oregon St.	68 70	54	A	LSU	76 53								
74	A	Arkansas	87 79	208	H	Florida	71 40								
34	A	Kentucky	74 70	113	H	Alabama	62 59								
173	H	Vanderbilt	80 69	18	A	Texas A&M	60 57								
36	H	Missouri	79 65	244	H	Furman	66 53								

Non-Div I Games:

South Carolina

Loss, Non-Conf, S Site, H Home A Away N Neutral

Season Carolina B.C.				Through Games of Feb. 9, 1919						
Average RPI Win:	307	WON-LOST	WINNING	LAST 10	STRENGTH OF	OPP. STRENGTH	TEAM	ADJ.	CONF.	ADJ CONF.
Average RPI Loss:	202	RECORD	PCT. RANK	GAMES	SCHEDULE	OF SCHEDULE	RPI	RPI	RPI	RPI
DIV. I ONLY	9- 11	203	1- 0		348	323	290	290	32	32
DIV. I NON-CONF.	5- 7	206	1- 0		333	279	293	293	32	32
TOTALS	RPI 1-25		RPI 26-50		W-L RECORDS		RPI 51-100		RPI 101-150	RPI 150+
9- 11	0- 0		0- 0		OVERALL		0- 2		0- 1	9- 8
4- 3	0- 0		0- 0		HOME		0- 0		0- 0	4- 3
5- 6	0- 0		0- 0		AWAY		0- 1		0- 1	5- 4
0- 2	0- 0		0- 0		NEUTRAL		0- 1		0- 0	0- 1
5- 7	0- 0		0- 0		NON-CONFERENCE		0- 2		0- 1	5- 4
3- 1	0- 0		0- 0		HOME		0- 0		0- 0	3- 1
2- 4	0- 0		0- 0		AWAY		0- 1		0- 1	2- 2
0- 2	0- 0		0- 0		NEUTRAL		0- 1		0- 0	0- 1
4- 4	0- 0		0- 0		CONFERENCE		0- 0		0- 0	4- 4
1- 2	0- 0		0- 0		HOME		0- 0		0- 0	1- 2
3- 2	0- 0		0- 0		AWAY		0- 0		0- 0	3- 2
0- 0	0- 0		0- 0		NEUTRAL		0- 0		0- 0	0- 0

RPI 1-25				RPI 26-50				RPI 51-100				RPI 101+				Team's RPI: 290	
RPI	S	Opponent	Score	RPI	S	Opponent	Score	RPI	S	Opponent	Score	RPI	S	Opponent	Score		
								72	A	Arizona	32	73	116	A	Radford	31	61
								97	N	Wake Forest	44	58	178	A	UMES	43	63
													182	A	Coastal Caro.	44	57
													211	H	UNLV	58	49
													216	N	East Carolina	63	71
													221	H	Howard	72	63
													233	H	N.C. A&T	44	58
													266	H	Norfolk St.	50	57
													268	H	Winthrop	50	58
													291	A	Col. of Charleston	51	75
													301	A	Morgan St.	51	62
													315	H	Charleston So.	67	58
													317	A	Coppin St.	75	59
													334	A	Presbyterian	57	48
													335	A	Western Caro.	54	39
													337	H	USC Upstate	71	66
													347	A	Delaware St.	63	60
													348	A	Savannah St.	71	60
LAST 12 Division I GAMES:																	
				211	H	UNLV	58 49	317	A	Coppin St.	75 59						
				347	A	Delaware St.	63 60	301	A	Morgan St.	51 62						
				178	A	UMES	43 63	233	H	N.C. A&T	44 58						
				348	A	Savannah St.	71 60	335	A	Western Caro.	54 39						
				266	H	Norfolk St.	50 57	216	N	East Carolina	63 71						
				221	H	Howard	72 63	97	N	Wake Forest	44 58						

Non-Div I Games:	Voorhees	88	61	UNKNOWN	67	51
------------------	----------	----	----	---------	----	----

South Carolina St.

■ Loss, ■ Non-Conf, S Site, H Home A Away N Neutral

Average RPI Win:	184	WON-LOST	WINNING	LAST 10	STRENGTH OF	OPP. STRENGTH	TEAM	ADJ.	CONF.	ADJ CONF.
Average RPI Loss:	73	RECORD	PCT. RANK	GAMES	SCHEDULE	OF SCHEDULE	RPI	RPI	RPI	RPI
DIV. I ONLY	18- 3	16	1- 0	172	105	35	35	19	19	
DIV. I NON-CONF.	10- 2	37	0- 0	51	16	15	15	19	19	
TOTALS	RPI 1-25	RPI 26-50	W-L RECORDS	RPI 51-100	RPI 101-150	RPI 150+				
18- 3	1- 1	2- 1	OVERALL	2- 0	3- 0	10- 1				
6- 0	1- 0	1- 0	HOME	1- 0	0- 0	3- 0				
9- 2	0- 1	1- 0	AWAY	1- 0	2- 0	5- 1				
3- 1	0- 0	0- 1	NEUTRAL	0- 0	1- 0	2- 0				
10- 2	1- 1	1- 1	NON-CONFERENCE	2- 0	3- 0	3- 0				
3- 0	1- 0	0- 0	HOME	1- 0	0- 0	1- 0				
4- 1	0- 1	1- 0	AWAY	1- 0	2- 0	0- 0				
3- 1	0- 0	0- 1	NEUTRAL	0- 0	1- 0	2- 0				
8- 1	0- 0	1- 0	CONFERENCE	0- 0	0- 0	7- 1				
3- 0	0- 0	1- 0	HOME	0- 0	0- 0	2- 0				
5- 1	0- 0	0- 0	AWAY	0- 0	0- 0	5- 1				
0- 0	0- 0	0- 0	NEUTRAL	0- 0	0- 0	0- 0				

RPI 1-25				RPI 26-50				Team's RPI: 35	RPI 51-100				RPI 101+			
RPI	S	Opponent	Score	RPI	S	Opponent	Score		RPI	S	Opponent	Score	RPI	S	Opponent	Score
11	H	Iowa St.	64 59	28	H	South Dakota St.	105 98		67	A	Missouri St.	85 74	104	A	Creighton	77 65
19	A	Drake	64 76	33	N	Indiana	60 68		73	H	Green Bay	55 49	111	N	Loyola Marymount	67 40
				36	A	Missouri	74 61						145	A	Montana	64 41
													167	A	Denver	99 104
													183	A	Oral Roberts	76 72
													201	N	Grambling	67 53
													222	A	North Dakota	80 50
													240	H	Western Ill.	92 49
													263	N	Wichita St.	73 64
													311	A	North Dakota St.	67 41
													322	A	Omaha	80 49
													325	H	Incarinate Word	96 43
													332	A	Purdue Fort Wayne	71 49
													332	H	Purdue Fort Wayne	69 51
LAST 12 Division I GAMES:																
332	A	Purdue Fort Wayne	71 49	28	H	South Dakota St.	105 98		167	A	Denver	99 104				
240	H	Western Ill.	92 49	311	A	North Dakota St.	67 41		33	N	Indiana	60 68				
222	A	North Dakota	80 50	111	N	Loyola Marymount	67 40		201	N	Grambling	67 53				
322	A	Omaha	80 49													
183	A	Oral Roberts	76 72													
332	H	Purdue Fort Wayne	69 51													

Non-Div I Games: Bellevue 79 40 St. Mary (NE) 112 52

South Dakota

Loss, Non-Conf, S Site, H Home A Away N Neutral

Average RPI Win:	178	WON-LOST	WINNING	LAST 10	STRENGTH OF	OPP. STRENGTH	TEAM	ADJ.	CONF.	ADJ CONF.
Average RPI Loss:	20	RECORD	PCT. RANK	GAMES	SCHEDULE	OF SCHEDULE	RPI	RPI	RPI	RPI
DIV. I ONLY	17- 6	57	1- 0	45	87	28	28	19	19	
DIV. I NON-CONF.	8- 5	120	0- 0	8	5	16	16	19	19	
TOTALS	RPI 1-25	RPI 26-50	W-L RECORDS	RPI 51-100	RPI 101-150	RPI 150+				
17- 6	2- 4	0- 2	OVERALL	2- 0	3- 0	10- 0				
9- 1	1- 1	0- 0	HOME	2- 0	1- 0	5- 0				
8- 3	1- 1	0- 2	AWAY	0- 0	2- 0	5- 0				
0- 2	0- 2	0- 0	NEUTRAL	0- 0	0- 0	0- 0				
8- 5	2- 4	0- 1	NON-CONFERENCE	2- 0	3- 0	1- 0				
5- 1	1- 1	0- 0	HOME	2- 0	1- 0	1- 0				
3- 2	1- 1	0- 1	AWAY	0- 0	2- 0	0- 0				
0- 2	0- 2	0- 0	NEUTRAL	0- 0	0- 0	0- 0				
9- 1	0- 0	0- 1	CONFERENCE	0- 0	0- 0	9- 0				
4- 0	0- 0	0- 0	HOME	0- 0	0- 0	4- 0				
5- 1	0- 0	0- 1	AWAY	0- 0	0- 0	5- 0				
0- 0	0- 0	0- 0	NEUTRAL	0- 0	0- 0	0- 0				

RPI 1-25				RPI 26-50				Team's RPI: 28				RPI 51-100				RPI 101+			
RPI	S	Opponent	Score	RPI	S	Opponent	Score	RPI	S	Opponent	Score	RPI	S	Opponent	Score	RPI	S	Opponent	Score
2	N	Baylor	66 72	35	A	South Dakota	98 105	69	H	FGCU	80 62	104	H	Creighton	74 48				
5	H	Oregon	79 87	46	A	Wyoming	70 77	73	H	Green Bay	77 47	130	A	Chattanooga	71 54				
8	A	Marquette	52 91									140	A	Montana St.	88 67				
19	H	Drake	80 71									167	A	Denver	83 67				
21	A	Central Mich.	80 71									167	H	Denver	76 59				
25	N	Buffalo	55 61									183	A	Oral Roberts	74 65				
												183	H	Oral Roberts	68 55				
												222	A	North Dakota	66 48				
												240	A	Western Ill.	93 84				
												311	H	North Dakota St.	86 33				
												322	H	Omaha	81 47				
												332	A	Purdue Fort Wayne	85 52				
												348	H	Savannah St.	97 49				
LAST 12 Division I GAMES:																			
183	A	Oral Roberts	74 65	167	H	Denver	76 59												
167	A	Denver	83 67	35	A	South Dakota	98 105												
322	H	Omaha	81 47	332	A	Purdue Fort Wayne	85 52												
311	H	North Dakota St.	86 33	240	A	Western Ill.	93 84												
222	A	North Dakota	66 48	46	A	Wyoming	70 77												
183	H	Oral Roberts	68 55	140	A	Montana St.	88 67												

Non-Div I Games:

South Dakota St.

■ Loss,
 ■ Non-Conf, S Site,
 ■ Home
 ■ Away
 N Neutral

Average RPI Win:	191	WON-LOST	WINNING	LAST 10	STRENGTH OF	OPP. STRENGTH	TEAM	ADJ.	CONF.	ADJ CONF.
Average RPI Loss:	78	RECORD	PCT. RANK	GAMES	SCHEDULE	OF SCHEDULE	RPI	RPI	RPI	RPI
DIV. I ONLY	11- 11	159	0- 1	120	48	152	152	9	9	
DIV. I NON-CONF.	9- 5	105	0- 0	242	18	152	152	9	9	
TOTALS	RPI 1-25	RPI 26-50	W-L RECORDS	RPI 51-100	RPI 101-150	RPI 150+				
11- 11	0- 4	1- 1	OVERALL	0- 2	3- 2	7- 2				
8- 3	0- 1	0- 0	HOME	0- 1	2- 0	6- 1				
2- 4	0- 2	0- 0	AWAY	0- 1	1- 0	1- 1				
1- 4	0- 1	1- 1	NEUTRAL	0- 0	0- 2	0- 0				
9- 5	0- 1	1- 1	NON-CONFERENCE	0- 1	2- 2	6- 0				
7- 0	0- 0	0- 0	HOME	0- 0	1- 0	6- 0				
1- 1	0- 0	0- 0	AWAY	0- 1	1- 0	0- 0				
1- 4	0- 1	1- 1	NEUTRAL	0- 0	0- 2	0- 0				
2- 6	0- 3	0- 0	CONFERENCE	0- 1	1- 0	1- 2				
1- 3	0- 1	0- 0	HOME	0- 1	1- 0	0- 1				
1- 3	0- 2	0- 0	AWAY	0- 0	0- 0	1- 1				
0- 0	0- 0	0- 0	NEUTRAL	0- 0	0- 0	0- 0				

RPI	S	Opponent	Score	RPI	S	Opponent	Score	RPI	S	Opponent	Score	RPI	S	Opponent	Score	Team's RPI: 152
6	A	UConn	46 63	34	N	Kentucky	63 85	54	A	LSU	49 78	101	N	Virginia	67 74	
14	A	UCF	63 66	49	N	UCLA	60 56	89	H	Cincinnati	56 57	104	N	Creighton	76 83	
14	H	UCF	49 62									110	A	Ohio St.	71 47	
22	N	North Carolina	69 71									122	H	Tulane	73 46	
												148	H	Oklahoma	87 70	
												179	A	Temple	63 53	
												187	H	George Washington	63 30	
												201	H	Grambling	67 50	
												203	A	SMU	44 46	
												213	H	Memphis	40 47	
												238	H	Albany (NY)	74 37	
												267	H	Bethune-Cookman	88 39	
												273	H	Vermont	102 55	
												328	H	New Hampshire	79 36	
LAST 12 Division I GAMES:																
14	A	UCF	63 66	14	H	UCF	49 62									
89	H	Cincinnati	56 57	179	A	Temple	63 53									
203	A	SMU	44 46	54	A	LSU	49 78									
213	H	Memphis	40 47	101	N	Virginia	67 74									
122	H	Tulane	73 46	104	N	Creighton	76 83									
6	A	UConn	46 63	273	H	Vermont	102 55									

Non-Div I Games:

South Fla.

■ Loss,
 ■ Non-Conf,
 ■ S Site,
 ■ Home
 ■ A Away
 N Neutral

Average RPI Win:	280	WON-LOST	WINNING	LAST 10	STRENGTH OF	OPP. STRENGTH	TEAM	ADJ.	CONF.	ADJ CONF.
Average RPI Loss:	158	RECORD	PCT. RANK	GAMES	SCHEDULE	OF SCHEDULE	RPI	RPI	RPI	RPI
DIV. I ONLY	8- 11	221	0- 1	228	287	217	217	22	22	
DIV. I NON-CONF.	3- 6	241	0- 0	161	292	209	209	21	21	
TOTALS	RPI 1-25	RPI 26-50	W-L RECORDS	RPI 51-100	RPI 101-150	RPI 150+				
8- 11	0- 1	0- 0	OVERALL	0- 1	0- 3	8- 6				
4- 3	0- 0	0- 0	HOME	0- 0	0- 1	4- 2				
4- 7	0- 1	0- 0	AWAY	0- 1	0- 1	4- 4				
0- 1	0- 0	0- 0	NEUTRAL	0- 0	0- 1	0- 0				
3- 6	0- 1	0- 0	NON-CONFERENCE	0- 0	0- 1	3- 4				
1- 1	0- 0	0- 0	HOME	0- 0	0- 0	1- 1				
2- 4	0- 1	0- 0	AWAY	0- 0	0- 0	2- 3				
0- 1	0- 0	0- 0	NEUTRAL	0- 0	0- 1	0- 0				
5- 5	0- 0	0- 0	CONFERENCE	0- 1	0- 2	5- 2				
3- 2	0- 0	0- 0	HOME	0- 0	0- 1	3- 1				
2- 3	0- 0	0- 0	AWAY	0- 1	0- 1	2- 1				
0- 0	0- 0	0- 0	NEUTRAL	0- 0	0- 0	0- 0				

RPI 1-25				RPI 26-50				RPI 51-100				RPI 101+ Team's RPI: 217			
RPI	S	Opponent	Score	RPI	S	Opponent	Score	RPI	S	Opponent	Score	RPI	S	Opponent	Score
7	A	Mississippi St.	53 88					64	A	Belmont	57 91	117	A	Morehead St.	54 82
												132	H	UT Martin	73 80
												146	N	North Ala.	67 80
												155	A	Southern Ill.	40 60
												156	A	Bradley	79 85
												172	H	Indiana St.	51 62
												213	A	Memphis	57 69
												235	A	SIUE	62 52
												235	H	SIUE	63 58
												240	H	Western Ill.	81 71
												279	H	Eastern Ill.	72 57
												282	H	Austin Peay	64 54
												289	H	Murray St.	59 64
												292	A	Tennessee St.	59 62
												309	A	NJIT	68 58
												323	A	Eastern Ky.	52 42
												338	A	Evansville	54 50
LAST 12 Division I GAMES:															
292	A	Tennessee St.	59 62	289	H	Murray St.	59 64								
64	A	Belmont	57 91	282	H	Austin Peay	64 54								
279	H	Eastern Ill.	72 57	132	H	UT Martin	73 80								
235	H	SIUE	63 58	235	A	SIUE	62 52								
323	A	Eastern Ky.	52 42	213	A	Memphis	57 69								
117	A	Morehead St.	54 82	338	A	Evansville	54 50								

Non-Div I Games: Ill.-Springfield 82 46 Harris-Stowe 80 65

Southeast Mo. St.

Loss, Non-Conf, S Site, H Home A Away N Neutral

Average RPI Win:	280	WON-LOST	WINNING	LAST 10	STRENGTH OF	OPP. STRENGTH	TEAM	ADJ.	CONF.	ADJ CONF.
Average RPI Loss:	181	RECORD	PCT. RANK	GAMES	SCHEDULE	OF SCHEDULE	RPI	RPI	RPI	RPI
DIV. I ONLY	7- 11	237	0- 1	308	293	272	272	26	26	
DIV. I NON-CONF.	4- 5	190	0- 0	306	274	226	226	23	23	
TOTALS	RPI 1-25	RPI 26-50	W-L RECORDS	RPI 51-100	RPI 101-150	RPI 150+				
7- 11	0- 0	0- 0	OVERALL	0- 3	0- 1	7- 7				
4- 3	0- 0	0- 0	HOME	0- 1	0- 0	4- 2				
3- 8	0- 0	0- 0	AWAY	0- 2	0- 1	3- 5				
0- 0	0- 0	0- 0	NEUTRAL	0- 0	0- 0	0- 0				
4- 5	0- 0	0- 0	NON-CONFERENCE	0- 1	0- 1	4- 3				
1- 1	0- 0	0- 0	HOME	0- 0	0- 0	1- 1				
3- 4	0- 0	0- 0	AWAY	0- 1	0- 1	3- 2				
0- 0	0- 0	0- 0	NEUTRAL	0- 0	0- 0	0- 0				
3- 6	0- 0	0- 0	CONFERENCE	0- 2	0- 0	3- 4				
3- 2	0- 0	0- 0	HOME	0- 1	0- 0	3- 1				
0- 4	0- 0	0- 0	AWAY	0- 1	0- 0	0- 3				
0- 0	0- 0	0- 0	NEUTRAL	0- 0	0- 0	0- 0				

RPI 1-25				RPI 26-50				RPI 51-100				RPI 101+ Team's RPI: 272			
RPI	S	Opponent	Score	RPI	S	Opponent	Score	RPI	S	Opponent	Score	RPI	S	Opponent	Score
								54	A	LSU	52 72	113	A	Alabama	40 88
								61	H	SFA	51 62	158	H	Abilene Christian	74 71
								71	A	Lamar University	54 94	159	A	Louisiana Tech	53 72
												184	H	Nicholls St.	66 73
												186	H	Southern Miss.	52 59
												203	A	SMU	63 62
												206	A	Sam Houston St.	63 94
												293	H	Central Ark.	62 53
												302	A	Alabama A&M	48 51
												305	A	Jackson St.	50 45
												310	H	La.-Monroe	49 42
												316	A	McNeese	56 62
												336	A	Northwestern St.	47 58
												339	H	Houston Baptist	73 65
												350	A	Alcorn	77 59
LAST 12 Division I GAMES:															
184	H	Nicholls St.	66 73	158	H	Abilene Christian	74 71								
206	A	Sam Houston St.	63 94	293	H	Central Ark.	62 53								
336	A	Northwestern St.	47 58	61	H	SFA	51 62								
339	H	Houston Baptist	73 65	54	A	LSU	52 72								
316	A	McNeese	56 62	186	H	Southern Miss.	52 59								
71	A	Lamar University	54 94	310	H	La.-Monroe	49 42								

Non-Div I Games: Mobile 70 57 Xavier (LA) 47 59

Southeastern La.

Loss, Non-Conf, S Site, H Home A Away N Neutral

Average RPI Win: 172		WON-LOST	WINNING	LAST 10	STRENGTH OF		OPP. STRENGTH	TEAM	ADJ.	CONF.	ADJ CONF.
Average RPI Loss: 28		RECORD	PCT. RANK	GAMES	SCHEDULE		OF SCHEDULE	RPI	RPI	RPI	RPI
DIV. I ONLY		13- 8	106	1- 0	58		35	52	52	2	2
DIV. I NON-CONF.		10- 1	17	0- 0	172		181	29	29	2	2
TOTALS		RPI 1-25	RPI 26-50		W-L RECORDS		RPI 51-100	RPI 101-150		RPI 150+	
13- 8		0- 4	1- 3		OVERALL		0- 1	5- 0		7- 0	
7- 3		0- 1	0- 2		HOME		0- 0	4- 0		3- 0	
5- 5		0- 3	1- 1		AWAY		0- 1	1- 0		3- 0	
1- 0		0- 0	0- 0		NEUTRAL		0- 0	0- 0		1- 0	
10- 1		0- 1	0- 0		NON-CONFERENCE		0- 0	3- 0		7- 0	
5- 0		0- 0	0- 0		HOME		0- 0	2- 0		3- 0	
4- 1		0- 1	0- 0		AWAY		0- 0	1- 0		3- 0	
1- 0		0- 0	0- 0		NEUTRAL		0- 0	0- 0		1- 0	
3- 7		0- 3	1- 3		CONFERENCE		0- 1	2- 0		0- 0	
2- 3		0- 1	0- 2		HOME		0- 0	2- 0		0- 0	
1- 4		0- 2	1- 1		AWAY		0- 1	0- 0		0- 0	
0- 0		0- 0	0- 0		NEUTRAL		0- 0	0- 0		0- 0	

RPI 1-25				RPI 26-50				RPI 51-100				Team's RPI: 52				RPI 101+			
RPI	S	Opponent	Score	RPI	S	Opponent	Score	RPI	S	Opponent	Score	RPI	S	Opponent	Score	RPI	S	Opponent	Score
4	A	Stanford	64 72	27	A	California	59 66	72	A	Arizona	68 71	115	A	UT Arlington	73 61				
5	H	Oregon	53 93	31	H	Oregon St.	52 76					124	H	Washington St.	81 73				
17	A	Arizona St.	59 68	49	A	UCLA	72 67					128	H	Fresno St.	62 61				
18	A	Texas A&M	51 71	49	H	UCLA	65 72					135	H	Washington	82 57				
												144	H	CSUN	58 42				
												169	H	UC Riverside	73 55				
												171	H	Santa Clara	77 46				
												194	N	Utah St.	55 46				
												211	A	UNLV	86 72				
												242	A	Nevada	72 51				
												249	A	Long Beach St.	86 50				
												306	H	UC Santa Barbara	82 39				
LAST 12 Division I GAMES:																			
124	H	Washington St.	81 73	5	H	Oregon	53 93												
135	H	Washington	82 57	27	A	California	59 66												
17	A	Arizona St.	59 68	4	A	Stanford	64 72												
72	A	Arizona	68 71	49	H	UCLA	65 72												
49	A	UCLA	72 67	115	A	UT Arlington	73 61												
31	H	Oregon St.	52 76	18	A	Texas A&M	51 71												

Non-Div I Games:

Southern California

■ Loss, ■ Non-Conf, S Site, H Home A Away N Neutral

Average RPI Win:	220	WON-LOST	WINNING	LAST 10	STRENGTH OF	OPP. STRENGTH	TEAM	ADJ.	CONF.	ADJ CONF.
Average RPI Loss:	116	RECORD	PCT. RANK	GAMES	SCHEDULE	OF SCHEDULE	RPI	RPI	RPI	RPI
DIV. I ONLY	10- 10	159	0- 1	117	196	155	155	13	13	
DIV. I NON-CONF.	7- 4	109	0- 0	112	212	85	85	14	14	
TOTALS	RPI 1-25	RPI 26-50	W-L RECORDS	RPI 51-100	RPI 101-150	RPI 150+				
10- 10	0- 2	0- 0	OVERALL	2- 2	1- 2	7- 4				
8- 1	0- 0	0- 0	HOME	1- 0	1- 0	6- 1				
1- 8	0- 1	0- 0	AWAY	0- 2	0- 2	1- 3				
1- 1	0- 1	0- 0	NEUTRAL	1- 0	0- 0	0- 0				
7- 4	0- 1	0- 0	NON-CONFERENCE	2- 0	1- 2	4- 1				
5- 0	0- 0	0- 0	HOME	1- 0	1- 0	3- 0				
1- 3	0- 0	0- 0	AWAY	0- 0	0- 2	1- 1				
1- 1	0- 1	0- 0	NEUTRAL	1- 0	0- 0	0- 0				
3- 6	0- 1	0- 0	CONFERENCE	0- 2	0- 0	3- 3				
3- 1	0- 0	0- 0	HOME	0- 0	0- 0	3- 1				
0- 5	0- 1	0- 0	AWAY	0- 2	0- 0	0- 2				
0- 0	0- 0	0- 0	NEUTRAL	0- 0	0- 0	0- 0				

RPI 1-25				RPI 26-50				RPI 51-100				RPI 101+ Team's RPI: 155			
RPI	S	Opponent	Score	RPI	S	Opponent	Score	RPI	S	Opponent	Score	RPI	S	Opponent	Score
17	N	Arizona St.	38 82					67	A	Missouri St.	51 66	118	A	Western Ky.	76 83
19	A	Drake	66 94					93	A	UNI	53 65	132	A	UT Martin	94 95
								96	N	Hartford	72 50	134	H	IUPUI	78 73
								98	H	Northern Ill.	82 73	156	A	Bradley	53 58
												172	H	Indiana St.	58 61
												185	A	Illinois St.	52 60
												196	A	Saint Louis	58 62
												217	H	Southeast Mo. St.	60 40
												228	H	Loyola Chicago	74 63
												230	H	Marshall	58 49
												279	H	Eastern Ill.	73 59
												289	A	Murray St.	65 59
												294	H	Valparaiso	87 65
												338	H	Evansville	67 47
LAST 12 Division I GAMES:															
19	A	Drake	66 94	67	A	Missouri St.	51 66								
93	A	UNI	53 65	172	H	Indiana St.	58 61								
228	H	Loyola Chicago	74 63	338	H	Evansville	67 47								
294	H	Valparaiso	87 65	134	H	IUPUI	78 73								
156	A	Bradley	53 58	289	A	Murray St.	65 59								
185	A	Illinois St.	52 60	279	H	Eastern Ill.	73 59								

Non-Div I Games:

Southern Ill.

Average RPI Win:	257	WON-LOST	WINNING	LAST 10	STRENGTH OF	OPP. STRENGTH	TEAM	ADJ.	CONF.	ADJ CONF.
Average RPI Loss:	103	RECORD	PCT. RANK	GAMES	SCHEDULE	OF SCHEDULE	RPI	RPI	RPI	RPI
DIV. I ONLY	11- 10	154	1- 0	155	248	186	186	14	14	
DIV. I NON-CONF.	6- 5	143	0- 0	263	311	239	239	18	18	
TOTALS	RPI 1-25	RPI 26-50	W-L RECORDS	RPI 51-100	RPI 101-150	RPI 150+				
11- 10	0- 1	0- 1	OVERALL	0- 2	1- 4	10- 2				
8- 6	0- 1	0- 1	HOME	0- 1	0- 1	8- 2				
3- 4	0- 0	0- 0	AWAY	0- 1	1- 3	2- 0				
0- 0	0- 0	0- 0	NEUTRAL	0- 0	0- 0	0- 0				
6- 5	0- 1	0- 0	NON-CONFERENCE	0- 0	0- 3	6- 1				
5- 3	0- 1	0- 0	HOME	0- 0	0- 1	5- 1				
1- 2	0- 0	0- 0	AWAY	0- 0	0- 2	1- 0				
0- 0	0- 0	0- 0	NEUTRAL	0- 0	0- 0	0- 0				
5- 5	0- 0	0- 1	CONFERENCE	0- 2	1- 1	4- 1				
3- 3	0- 0	0- 1	HOME	0- 1	0- 0	3- 1				
2- 2	0- 0	0- 0	AWAY	0- 1	1- 1	1- 0				
0- 0	0- 0	0- 0	NEUTRAL	0- 0	0- 0	0- 0				

RPI 1-25				RPI 26-50				RPI 51-100				RPI 101+ Team's RPI: 186			
RPI	S	Opponent	Score	RPI	S	Opponent	Score	RPI	S	Opponent	Score	RPI	S	Opponent	Score
7	H	Mississippi St.	42 86	37	H	Rice	47 58	58	A	Middle Tenn.	49 66	106	A	South Alabama	68 77
								66	H	Old Dominion	50 53	112	H	Houston	44 61
												118	A	Western Ky.	69 56
												122	A	Tulane	54 71
												141	A	UAB	60 71
												162	H	Charlotte	65 54
												176	H	North Texas	48 62
												201	H	Grambling	68 47
												206	H	Sam Houston St.	61 65
												230	A	Marshall	64 52
												261	H	Samford	76 40
												272	A	Southeastern La.	59 52
												288	H	Fla. Atlantic	67 45
												300	H	Mississippi Val.	67 60
												314	H	FIU	71 57
												336	H	Northwestern St.	69 54
												350	H	Alcorn	66 47
LAST 12 Division I GAMES:															
288	H	Fla. Atlantic	67 45	141	A	UAB	60 71								
314	H	FIU	71 57	58	A	Middle Tenn.	49 66								
230	A	Marshall	64 52	176	H	North Texas	48 62								
118	A	Western Ky.	69 56	37	H	Rice	47 58								
66	H	Old Dominion	50 53	112	H	Houston	44 61								
162	H	Charlotte	65 54	272	A	Southeastern La.	59 52								

Non-Div I Games: William Carey 74 48 Blue Mountain (MS) 84 38

Southern Miss.

Loss, Non-Conf, S Site, H Home A Away N Neutral

Average RPI Win:	291	WON-LOST	WINNING	LAST 10	STRENGTH OF	OPP. STRENGTH	TEAM	ADJ.	CONF.	ADJ CONF.
Average RPI Loss:	92	RECORD	PCT. RANK	GAMES	SCHEDULE	OF SCHEDULE	RPI	RPI	RPI	RPI
DIV. I ONLY	7- 9	214	0- 0	179	200	174	174	29	29	
DIV. I NON-CONF.	0- 7	336	0- 0	2	8	172	172	27	27	
TOTALS	RPI 1-25	RPI 26-50	W-L RECORDS	RPI 51-100	RPI 101-150	RPI 150+				
7- 9	0- 2	0- 2	OVERALL	0- 1	0- 2	7- 2				
3- 2	0- 0	0- 0	HOME	0- 0	0- 1	3- 1				
4- 7	0- 2	0- 2	AWAY	0- 1	0- 1	4- 1				
0- 0	0- 0	0- 0	NEUTRAL	0- 0	0- 0	0- 0				
0- 7	0- 2	0- 2	NON-CONFERENCE	0- 1	0- 2	0- 0				
0- 1	0- 0	0- 0	HOME	0- 0	0- 1	0- 0				
0- 6	0- 2	0- 2	AWAY	0- 1	0- 1	0- 0				
0- 0	0- 0	0- 0	NEUTRAL	0- 0	0- 0	0- 0				
7- 2	0- 0	0- 0	CONFERENCE	0- 0	0- 0	7- 2				
3- 1	0- 0	0- 0	HOME	0- 0	0- 0	3- 1				
4- 1	0- 0	0- 0	AWAY	0- 0	0- 0	4- 1				
0- 0	0- 0	0- 0	NEUTRAL	0- 0	0- 0	0- 0				

RPI 1-25				RPI 26-50				RPI 51-100				RPI 101+ Team's RPI: 174			
RPI	S	Opponent	Score	RPI	S	Opponent	Score	RPI	S	Opponent	Score	RPI	S	Opponent	Score
2	A	Baylor	49 94	34	A	Kentucky	41 91	57	A	Michigan	35 76	106	H	South Alabama	49 53
17	A	Arizona St.	47 69	50	A	TCU	40 69					143	A	Texas Tech	58 76
												191	H	Prairie View	54 55
												201	A	Grambling	86 81
												232	A	Alabama St.	61 78
												234	H	Texas Southern	63 61
												300	H	Mississippi Val.	74 67
												302	A	Alabama A&M	54 50
												305	A	Jackson St.	76 74
												346	H	Ark.-Pine Bluff	73 41
												350	A	Alcorn	75 54
LAST 12 Division I GAMES:															
350	A	Alcorn	75 54	201	A	Grambling	86 81								
232	A	Alabama St.	61 78	234	H	Texas Southern	63 61								
302	A	Alabama A&M	54 50	191	H	Prairie View	54 55								
300	H	Mississippi Val.	74 67	57	A	Michigan	35 76								
346	H	Ark.-Pine Bluff	73 41	143	A	Texas Tech	58 76								
305	A	Jackson St.	76 74	50	A	TCU	40 69								

Non-Div I Games: Dillard 61 63 Wiley 89 58 Louisiana Col. 77 53 Millsaps 71 36 Southern U.

Southern Utah

Through Games Of Feb. 5, 2019

Average RPI Win:	221	WON-LOST	WINNING	LAST 10	STRENGTH OF	OPP. STRENGTH	TEAM	ADJ.	CONF.	ADJ CONF.
Average RPI Loss:	146	RECORD	PCT. RANK	GAMES	SCHEDULE	OF SCHEDULE	RPI	RPI	RPI	RPI
DIV. I ONLY	6- 14	274	0- 1	141	221	259	259	16	16	
DIV. I NON-CONF.	3- 6	241	0- 1	41	289	194	194	12	12	
TOTALS	RPI 1-25	RPI 26-50	W-L RECORDS	RPI 51-100	RPI 101-150	RPI 150+				
6- 14	0- 0	1- 0	OVERALL	0- 4	0- 3	5- 7				
5- 5	0- 0	1- 0	HOME	0- 2	0- 1	4- 2				
1- 9	0- 0	0- 0	AWAY	0- 2	0- 2	1- 5				
0- 0	0- 0	0- 0	NEUTRAL	0- 0	0- 0	0- 0				
3- 6	0- 0	1- 0	NON-CONFERENCE	0- 2	0- 0	2- 4				
3- 1	0- 0	1- 0	HOME	0- 0	0- 0	2- 1				
0- 5	0- 0	0- 0	AWAY	0- 2	0- 0	0- 3				
0- 0	0- 0	0- 0	NEUTRAL	0- 0	0- 0	0- 0				
3- 8	0- 0	0- 0	CONFERENCE	0- 2	0- 3	3- 3				
2- 4	0- 0	0- 0	HOME	0- 2	0- 1	2- 1				
1- 4	0- 0	0- 0	AWAY	0- 0	0- 2	1- 2				
0- 0	0- 0	0- 0	NEUTRAL	0- 0	0- 0	0- 0				

RPI	S	Opponent	Score	RPI	S	Opponent	Score	RPI	S	Opponent	Score	RPI	S	Opponent	Score	Team's RPI: 259
32	H	BYU	67 64	60	A	Boise St.	53 88	108	H	Northern Colo.	44 71	140	A	Montana St.	64 69	
				75	H	Idaho St.	57 69	145	A	Montana	57 79	153	A	UC Irvine	58 75	
				80	A	UC Davis	45 68	163	A	Portland St.	49 63	167	H	Denver	70 71	
				95	H	Idaho	70 82	169	A	UC Riverside	50 56	183	A	Oral Roberts	59 64	
								197	H	Eastern Wash.	73 63	236	A	Sacramento St.	76 77	
								254	H	San Diego	69 59	265	A	Northern Ariz.	82 76	
								265	H	Northern Ariz.	69 78	269	H	Utah Valley	60 59	
								308	H	Weber St.	84 79					
LAST 12 Division I GAMES:																
169	A	UC Riverside	50 56	163	A	Portland St.	49 63									
95	H	Idaho	70 82	265	A	Northern Ariz.	82 76									
197	H	Eastern Wash.	73 63	308	H	Weber St.	84 79									
265	H	Northern Ariz.	69 78	75	H	Idaho St.	57 69									
108	H	Northern Colo.	44 71	145	A	Montana	57 79									
236	A	Sacramento St.	76 77	140	A	Montana St.	64 69									

Non-Div I Games:

Southern Utah

■ Loss,
 ■ Non-Conf,
 ■ S Site,
 ■ H Home
 ■ A Away
 N Neutral

Average RPI Win:	227	WON-LOST	WINNING	LAST 10	STRENGTH OF	OPP. STRENGTH	TEAM	ADJ.	CONF.	ADJ CONF.
Average RPI Loss:	140	RECORD	PCT. RANK	GAMES	SCHEDULE	OF SCHEDULE	RPI	RPI	RPI	RPI
DIV. I ONLY	7- 14	260	1- 0	123	181	202	202	17	17	
DIV. I NON-CONF.	3- 10	278	0- 0	96	169	230	230	16	16	
TOTALS	RPI 1-25	RPI 26-50	W-L RECORDS	RPI 51-100	RPI 101-150	RPI 150+				
7- 14	0- 1	0- 2	OVERALL	0- 1	0- 4	7- 6				
3- 6	0- 0	0- 1	HOME	0- 1	0- 1	3- 3				
4- 7	0- 1	0- 0	AWAY	0- 0	0- 3	4- 3				
0- 1	0- 0	0- 1	NEUTRAL	0- 0	0- 0	0- 0				
3- 10	0- 1	0- 2	NON-CONFERENCE	0- 1	0- 3	3- 3				
2- 3	0- 0	0- 1	HOME	0- 1	0- 0	2- 1				
1- 6	0- 1	0- 0	AWAY	0- 0	0- 3	1- 2				
0- 1	0- 0	0- 1	NEUTRAL	0- 0	0- 0	0- 0				
4- 4	0- 0	0- 0	CONFERENCE	0- 0	0- 1	4- 3				
1- 3	0- 0	0- 0	HOME	0- 0	0- 1	1- 2				
3- 1	0- 0	0- 0	AWAY	0- 0	0- 0	3- 1				
0- 0	0- 0	0- 0	NEUTRAL	0- 0	0- 0	0- 0				

RPI 1-25				RPI 26-50				RPI 51-100				RPI 101+ Team's RPI: 202			
RPI	S	Opponent	Score	RPI	S	Opponent	Score	RPI	S	Opponent	Score	RPI	S	Opponent	Score
25	A	Buffalo	43 90	40	N	Ohio	53 70	75	H	Kent St.	64 76	105	H	Dayton	49 62
				48	H	Bucknell	46 77					107	A	Georgia	40 67
												114	A	Penn St.	65 80
												147	A	Akron	58 67
												151	H	Duquesne	54 60
												167	A	Denver	62 76
												196	H	Saint Louis	45 62
												199	A	Rhode Island	84 68
												203	A	George Mason	68 57
												203	H	George Mason	64 55
												207	A	Massachusetts	64 63
												229	A	Niagara	76 48
												248	A	Cornell	44 58
												250	H	Hofstra	59 67
												271	H	Siena	74 58
												275	H	Canisius	100 94
												280	A	Saint Joseph's	41 66
LAST 12 Division I GAMES:															
203	H	George Mason	64 55	203	A	George Mason	68 57								
199	A	Rhode Island	84 68	151	H	Duquesne	54 60								
207	A	Massachusetts	64 63	248	A	Cornell	44 58								
196	H	Saint Louis	45 62	25	A	Buffalo	43 90								
105	H	Dayton	49 62	75	H	Kent St.	64 76								
280	A	Saint Joseph's	41 66	114	A	Penn St.	65 80								

Non-Div I Games:

St. Bonaventure

Average RPI Win:	288	WON-LOST	WINNING	LAST 10	STRENGTH OF	OPP. STRENGTH	TEAM	ADJ.	CONF.	ADJ CONF.
Average RPI Loss:	209	RECORD	PCT. RANK	GAMES	SCHEDULE	OF SCHEDULE	RPI	RPI	RPI	RPI
DIV. I ONLY	11- 9	140	1- 0	338	345	257	257	31	31	
DIV. I NON-CONF.	5- 6	177	0- 0	311	314	273	273	31	31	
TOTALS	RPI 1-25	RPI 26-50	W-L RECORDS	RPI 51-100	RPI 101-150	RPI 150+				
11- 9	0- 0	0- 0	OVERALL	0- 1	1- 1	10- 7				
4- 4	0- 0	0- 0	HOME	0- 1	0- 0	4- 3				
6- 4	0- 0	0- 0	AWAY	0- 0	1- 1	5- 3				
1- 1	0- 0	0- 0	NEUTRAL	0- 0	0- 0	1- 1				
5- 6	0- 0	0- 0	NON-CONFERENCE	0- 1	1- 1	4- 4				
2- 2	0- 0	0- 0	HOME	0- 1	0- 0	2- 1				
2- 3	0- 0	0- 0	AWAY	0- 0	1- 1	1- 2				
1- 1	0- 0	0- 0	NEUTRAL	0- 0	0- 0	1- 1				
6- 3	0- 0	0- 0	CONFERENCE	0- 0	0- 0	6- 3				
2- 2	0- 0	0- 0	HOME	0- 0	0- 0	2- 2				
4- 1	0- 0	0- 0	AWAY	0- 0	0- 0	4- 1				
0- 0	0- 0	0- 0	NEUTRAL	0- 0	0- 0	0- 0				

RPI 1-25				RPI 26-50				RPI 51-100				RPI 101+				Team's RPI: 257	
RPI	S	Opponent	Score	RPI	S	Opponent	Score	RPI	S	Opponent	Score	RPI	S	Opponent	Score		
								78	H	Princeton	64	83	109	A	Seton Hall	77	100
												117	A	Morehead St.	101	94	
												165	A	Stony Brook	67	74	
												205	H	Saint Francis (PA)	78	65	
												214	H	Robert Morris	56	75	
												238	H	Albany (NY)	60	67	
												243	A	Sacred Heart	56	53	
												243	H	Sacred Heart	66	68	
												246	A	Mt. St. Mary's	75	78	
												294	N	Valparaiso	76	78	
												296	A	Army West Point	57	69	
												297	A	Loyola Maryland	75	70	
												299	A	Bryant	60	55	
												319	H	Manhattan	73	65	
												320	H	Saint Peter's	74	70	
												326	H	Wagner	76	61	
												344	A	Fairleigh Dickinson	64	53	
												345	N	Chicago St.	110	73	
												351	A	LIU Brooklyn	79	67	
LAST 12 Division I GAMES:																	
243	A	Sacred Heart	56	53	214	H	Robert Morris	56	75								
246	A	Mt. St. Mary's	75	78	299	A	Bryant	60	55								
344	A	Fairleigh Dickinson	64	53	326	H	Wagner	76	61								
351	A	LIU Brooklyn	79	67	165	A	Stony Brook	67	74								
243	H	Sacred Heart	66	68	78	H	Princeton	64	83								
205	H	Saint Francis (PA)	78	65	238	H	Albany (NY)	60	67								

Non-Div I Games: Mercy 102 51

St. Francis Brooklyn

■ Loss,
 ■ Non-Conf,
 ■ S Site,
 ■ H Home
 ■ A Away
 N Neutral

Average RPI Win:	203	WON-LOST	WINNING	LAST 10	STRENGTH OF	OPP. STRENGTH	TEAM	ADJ.	CONF.	ADJ CONF.
Average RPI Loss:	55	RECORD	PCT. RANK	GAMES	SCHEDULE	OF SCHEDULE	RPI	RPI	RPI	RPI
DIV. I ONLY	10- 12	198	1- 0	72	46	126	126	6	6	
DIV. I NON-CONF.	7- 4	109	0- 0	182	54	100	100	4	4	
TOTALS	RPI 1-25	RPI 26-50	W-L RECORDS	RPI 51-100	RPI 101-150	RPI 150+				
10- 12	0- 3	1- 5	OVERALL	2- 1	0- 3	7- 0				
4- 5	0- 1	0- 2	HOME	2- 0	0- 2	2- 0				
4- 6	0- 1	0- 3	AWAY	0- 1	0- 1	4- 0				
2- 1	0- 1	1- 0	NEUTRAL	0- 0	0- 0	1- 0				
7- 4	0- 2	1- 1	NON-CONFERENCE	1- 1	0- 0	5- 0				
2- 1	0- 1	0- 0	HOME	1- 0	0- 0	1- 0				
3- 2	0- 0	0- 1	AWAY	0- 1	0- 0	3- 0				
2- 1	0- 1	1- 0	NEUTRAL	0- 0	0- 0	1- 0				
3- 8	0- 1	0- 4	CONFERENCE	1- 0	0- 3	2- 0				
2- 4	0- 0	0- 2	HOME	1- 0	0- 2	1- 0				
1- 4	0- 1	0- 2	AWAY	0- 0	0- 1	1- 0				
0- 0	0- 0	0- 0	NEUTRAL	0- 0	0- 0	0- 0				

RPI 1-25				RPI 26-50				RPI 51-100				RPI 101+				Team's RPI: 126
RPI	S	Opponent	Score	RPI	S	Opponent	Score	RPI	S	Opponent	Score	RPI	S	Opponent	Score	
6	N	UConn	55 65	38	A	DePaul	64 73	88	H	Yale	56 52	102	H	Providence	66 67	
8	A	Marquette	73 83	41	H	Villanova	57 73	92	H	Georgetown	59 51	104	H	Creighton	63 65	
23	H	Florida St.	53 57	42	A	James Madison	51 64	97	A	Wake Forest	59 64	109	A	Seton Hall	67 77	
				44	N	Purdue	68 62					170	A	Xavier	76 57	
				45	A	Butler	45 66					170	H	Xavier	70 41	
				45	H	Butler	68 73					200	N	Ole Miss	64 59	
												285	A	La Salle	83 57	
												296	A	Army West Point	60 49	
												333	A	Iona	61 35	
												347	H	Delaware St.	82 44	
LAST 12 Division I GAMES:																
170	H	Xavier	70 41	104	H	Creighton	63 65									
45	H	Butler	68 73	102	H	Providence	66 67									
41	H	Villanova	57 73	45	A	Butler	45 66									
92	H	Georgetown	59 51	170	A	Xavier	76 57									
8	A	Marquette	73 83	109	A	Seton Hall	67 77									
38	A	DePaul	64 73	42	A	James Madison	51 64									

Non-Div I Games:

St. John's (NY)

■ Loss,
■ Non-Conf,
■ S Site,
■ H Home
■ A Away
N Neutral

Average RPI Win:	93	WON-LOST	WINNING	LAST 10	STRENGTH OF	OPP. STRENGTH	TEAM	ADJ.	CONF.	ADJ CONF.
Average RPI Loss:	23	RECORD	PCT. RANK	GAMES	SCHEDULE	OF SCHEDULE	RPI	RPI	RPI	RPI
DIV. I ONLY	18- 3	16	1- 0	9	8	4	4	2	2	
DIV. I NON-CONF.	10- 1	17	0- 0	9	34	3	3	2	2	
TOTALS	RPI 1-25	RPI 26-50	W-L RECORDS	RPI 51-100	RPI 101-150	RPI 150+				
18- 3	3- 1	2- 2	OVERALL	7- 0	4- 0	2- 0				
10- 0	1- 0	2- 0	HOME	3- 0	3- 0	1- 0				
6- 3	2- 1	0- 2	AWAY	2- 0	1- 0	1- 0				
2- 0	0- 0	0- 0	NEUTRAL	2- 0	0- 0	0- 0				
10- 1	2- 1	0- 0	NON-CONFERENCE	5- 0	1- 0	2- 0				
5- 0	1- 0	0- 0	HOME	2- 0	1- 0	1- 0				
3- 1	1- 1	0- 0	AWAY	1- 0	0- 0	1- 0				
2- 0	0- 0	0- 0	NEUTRAL	2- 0	0- 0	0- 0				
8- 2	1- 0	2- 2	CONFERENCE	2- 0	3- 0	0- 0				
5- 0	0- 0	2- 0	HOME	1- 0	2- 0	0- 0				
3- 2	1- 0	0- 2	AWAY	1- 0	1- 0	0- 0				
0- 0	0- 0	0- 0	NEUTRAL	0- 0	0- 0	0- 0				

RPI 1-25				Team's RPI: 4				RPI 26-50				RPI 51-100				RPI 101+			
RPI	S	Opponent	Score					RPI	S	Opponent	Score					RPI	S	Opponent	Score
2	H	Baylor	68 63					27	A	California	80 81					52	H	Southern California	72 64
12	A	Gonzaga	73 79					27	H	California	75 50					63	A	Tennessee	95 85
17	A	Arizona St.	72 65					29	A	Utah	68 75					69	N	FGCU	88 65
25	A	Buffalo	62 55					49	H	UCLA	86 80					72	A	Arizona	78 48
																80	H	UC Davis	71 43
																95	H	Idaho	115 71
																99	N	American	71 49
LAST 12 Division I GAMES:																			
								27	H	California	75 50					72	A	Arizona	78 48
								27	A	California	80 81					17	A	Arizona St.	72 65
								29	A	Utah	68 75					49	H	UCLA	86 80
								131	A	Colorado	80 69					52	H	Southern California	72 64
								124	H	Washington St.	85 64					144	H	CSUN	69 43
								135	H	Washington	91 54					25	A	Buffalo	62 55

Non-Div I Games:

Stanford

Average RPI Win:	285	WON-LOST	WINNING	LAST 10	STRENGTH OF	OPP. STRENGTH	TEAM	ADJ.	CONF.	ADJ CONF.
Average RPI Loss:	125	RECORD	PCT. RANK	GAMES	SCHEDULE	OF SCHEDULE	RPI	RPI	RPI	RPI
DIV. I ONLY	10- 11	178	1- 0	243	226	212	212	24	24	
DIV. I NON-CONF.	3- 9	271	0- 0	116	173	265	265	26	26	
TOTALS	RPI 1-25	RPI 26-50	W-L RECORDS	RPI 51-100	RPI 101-150	RPI 150+				
10- 11	0- 1	0- 1	OVERALL	0- 3	0- 3	10- 3				
7- 2	0- 1	0- 0	HOME	0- 1	0- 0	7- 0				
3- 6	0- 0	0- 1	AWAY	0- 1	0- 2	3- 2				
0- 3	0- 0	0- 0	NEUTRAL	0- 1	0- 1	0- 1				
3- 9	0- 1	0- 1	NON-CONFERENCE	0- 3	0- 2	3- 2				
3- 2	0- 1	0- 0	HOME	0- 1	0- 0	3- 0				
0- 4	0- 0	0- 1	AWAY	0- 1	0- 1	0- 1				
0- 3	0- 0	0- 0	NEUTRAL	0- 1	0- 1	0- 1				
7- 2	0- 0	0- 0	CONFERENCE	0- 0	0- 1	7- 1				
4- 0	0- 0	0- 0	HOME	0- 0	0- 0	4- 0				
3- 2	0- 0	0- 0	AWAY	0- 0	0- 1	3- 1				
0- 0	0- 0	0- 0	NEUTRAL	0- 0	0- 0	0- 0				

RPI 1-25				RPI 26-50				RPI 51-100				RPI 101+ Team's RPI: 212			
RPI	S	Opponent	Score	RPI	S	Opponent	Score	RPI	S	Opponent	Score	RPI	S	Opponent	Score
14	H	UCF	55 78	30	A	Texas	46 65	63	A	Tennessee	55 65	113	A	Alabama	47 59
								82	H	Penn	53 75	146	A	North Ala.	55 71
								84	N	Wright St.	44 57	150	N	Marist	69 76
												161	A	Tulsa	54 55
												222	H	North Dakota	74 63
												223	A	Jacksonville	69 56
												241	A	Liberty	68 56
												241	H	Liberty	69 52
												250	N	Hofstra	50 53
												286	A	North Florida	57 71
												295	H	Kennesaw St.	76 69
												309	H	NJIT	74 48
												311	H	North Dakota St.	60 59
												330	A	Lipscomb	80 65
												330	H	Lipscomb	76 49
												349	H	Florida A&M	69 44
LAST 12 Division I GAMES:															
241	A	Liberty	68 56	286	A	North Florida	57 71								
295	H	Kennesaw St.	76 69	330	A	Lipscomb	80 65								
223	A	Jacksonville	69 56	241	H	Liberty	69 52								
330	H	Lipscomb	76 49	82	H	Penn	53 75								
309	H	NJIT	74 48	311	H	North Dakota St.	60 59								
146	A	North Ala.	55 71	349	H	Florida A&M	69 44								

Non-Div I Games: Central St. (OH) 81 51 Webber Int'l 80 52

Stetson

Loss, Non-Conf, S Site, H Home A Away N Neutral

Average RPI Win:	278	WON-LOST	WINNING	LAST 10	STRENGTH OF	OPP. STRENGTH	TEAM	ADJ.	CONF.	ADJ CONF.
Average RPI Loss:	101	RECORD	PCT. RANK	GAMES	SCHEDULE	OF SCHEDULE	RPI	RPI	RPI	RPI
DIV. I ONLY	15- 6	64	0- 1	306	252	165	165	23	23	
DIV. I NON-CONF.	10- 2	37	0- 0	298	276	94	94	24	24	
TOTALS	RPI 1-25	RPI 26-50	W-L RECORDS	RPI 51-100	RPI 101-150	RPI 150+				
15- 6	0- 1	0- 0	OVERALL	0- 4	1- 0	14- 1				
8- 3	0- 0	0- 0	HOME	0- 2	0- 0	8- 1				
7- 3	0- 1	0- 0	AWAY	0- 2	1- 0	6- 0				
0- 0	0- 0	0- 0	NEUTRAL	0- 0	0- 0	0- 0				
10- 2	0- 1	0- 0	NON-CONFERENCE	0- 1	1- 0	9- 0				
6- 0	0- 0	0- 0	HOME	0- 0	0- 0	6- 0				
4- 2	0- 1	0- 0	AWAY	0- 1	1- 0	3- 0				
0- 0	0- 0	0- 0	NEUTRAL	0- 0	0- 0	0- 0				
5- 4	0- 0	0- 0	CONFERENCE	0- 3	0- 0	5- 1				
2- 3	0- 0	0- 0	HOME	0- 2	0- 0	2- 1				
3- 1	0- 0	0- 0	AWAY	0- 1	0- 0	3- 0				
0- 0	0- 0	0- 0	NEUTRAL	0- 0	0- 0	0- 0				

RPI 1-25				RPI 26-50				RPI 51-100				RPI 101+ Team's RPI: 165			
RPI	S	Opponent	Score	RPI	S	Opponent	Score	RPI	S	Opponent	Score	RPI	S	Opponent	Score
15	A	Rutgers	47 61					77	H	Maine	54 68	114	A	Penn St.	81 70
								83	A	Toledo	48 80	238	H	Albany (NY)	49 54
								96	A	Hartford	62 73	243	A	Sacred Heart	73 58
								96	H	Hartford	36 64	245	A	Binghamton	65 56
												248	H	Cornell	63 61
												250	H	Hofstra	77 49
												257	H	St. Francis Brooklyn	74 67
												273	A	Vermont	67 61
												277	H	Ga. Southern	72 43
												303	H	UMBC	57 44
												307	H	UMass Lowell	76 56
												319	A	Manhattan	79 48
												326	H	Wagner	70 45
												328	A	New Hampshire	82 63
												333	A	Iona	53 51
												344	H	Fairleigh Dickinson	63 49
LAST 12 Division I GAMES:															
		96	A	Hartford	62	73				245	A	Binghamton	65	56	
		303	H	UMBC	57	44				307	H	UMass Lowell	76	56	
		273	A	Vermont	67	61				96	H	Hartford	36	64	
		238	H	Albany (NY)	49	54				257	H	St. Francis Brooklyn	74	67	
		77	H	Maine	54	68				83	A	Toledo	48	80	
		328	A	New Hampshire	82	63				326	H	Wagner	70	45	

Non-Div I Games: SUNY New Paltz 87 50

Stony Brook

Loss, Non-Conf, S Site, H Home A Away N Neutral

Average RPI Win:	93	WON-LOST	WINNING	LAST 10	STRENGTH OF	OPP. STRENGTH	TEAM	ADJ.	CONF.	ADJ CONF.
Average RPI Loss:	51	RECORD	PCT. RANK	GAMES	SCHEDULE	OF SCHEDULE	RPI	RPI	RPI	RPI
DIV. I ONLY	17- 4	25	1- 0	10	19	10	10	1	1	
DIV. I NON-CONF.	11- 2	31	0- 0	10	69	7	7	1	1	
TOTALS	RPI 1-25	RPI 26-50	W-L RECORDS	RPI 51-100	RPI 101-150	RPI 150+				
17- 4	3- 1	3- 2	OVERALL	4- 0	3- 1	4- 0				
8- 1	2- 0	1- 1	HOME	0- 0	2- 0	3- 0				
4- 3	0- 1	1- 1	AWAY	2- 0	1- 1	0- 0				
5- 0	1- 0	1- 0	NEUTRAL	2- 0	0- 0	1- 0				
11- 2	2- 1	2- 0	NON-CONFERENCE	2- 0	1- 1	4- 0				
6- 0	1- 0	1- 0	HOME	0- 0	1- 0	3- 0				
0- 2	0- 1	0- 0	AWAY	0- 0	0- 1	0- 0				
5- 0	1- 0	1- 0	NEUTRAL	2- 0	0- 0	1- 0				
6- 2	1- 0	1- 2	CONFERENCE	2- 0	2- 0	0- 0				
2- 1	1- 0	0- 1	HOME	0- 0	1- 0	0- 0				
4- 1	0- 0	1- 1	AWAY	2- 0	1- 0	0- 0				
0- 0	0- 0	0- 0	NEUTRAL	0- 0	0- 0	0- 0				

RPI	S	Opponent	Score	RPI	S	Opponent	Score	RPI	S	Opponent	Score	RPI	S	Opponent	Score
5	A	Oregon	73 75	26	H	Miami (FL)	71 84	56	A	Virginia Tech	75 73	101	H	Virginia	72 68
14	N	UCF	57 52	38	N	DePaul	83 81	59	N	Kansas St.	70 61	121	H	Towson	98 55
18	H	Texas A&M	75 65	43	A	Georgia Tech	55 65	70	A	Duke	64 55	123	A	Pittsburgh	82 50
22	H	North Carolina	90 77	47	A	Clemson	84 75	78	N	Princeton	92 61	129	A	Minnesota	68 72
				48	H	Bucknell	70 56					151	N	Duquesne	87 71
												178	H	UMES	96 51
												222	H	North Dakota	85 49
												229	H	Niagara	94 45
LAST 12 Division I GAMES:															
101	H	Virginia	72 68	56	A	Virginia Tech	75 73								
70	A	Duke	64 55	47	A	Clemson	84 75								
26	H	Miami (FL)	71 84	14	N	UCF	57 52								
43	A	Georgia Tech	55 65	151	N	Duquesne	87 71								
123	A	Pittsburgh	82 50	229	H	Niagara	94 45								
22	H	North Carolina	90 77	178	H	UMES	96 51								

Non-Div I Games:

Syracuse

Average RPI Win:	179	WON-LOST	WINNING	LAST 10	STRENGTH OF	OPP. STRENGTH	TEAM	ADJ.	CONF.	ADJ CONF.
Average RPI Loss:	32	RECORD	PCT. RANK	GAMES	SCHEDULE	OF SCHEDULE	RPI	RPI	RPI	RPI
DIV. I ONLY	16- 5	45	1- 0	108	66	50	50	3	3	
DIV. I NON-CONF.	10- 1	17	0- 0	296	237	91	91	3	3	
TOTALS	RPI 1-25	RPI 26-50	W-L RECORDS	RPI 51-100	RPI 101-150	RPI 150+				
16- 5	0- 2	0- 2	OVERALL	4- 1	3- 0	9- 0				
13- 1	0- 1	0- 0	HOME	3- 0	3- 0	7- 0				
3- 3	0- 1	0- 1	AWAY	1- 1	0- 0	2- 0				
0- 1	0- 0	0- 1	NEUTRAL	0- 0	0- 0	0- 0				
10- 1	0- 0	0- 1	NON-CONFERENCE	0- 0	1- 0	9- 0				
8- 0	0- 0	0- 0	HOME	0- 0	1- 0	7- 0				
2- 0	0- 0	0- 0	AWAY	0- 0	0- 0	2- 0				
0- 1	0- 0	0- 1	NEUTRAL	0- 0	0- 0	0- 0				
6- 4	0- 2	0- 1	CONFERENCE	4- 1	2- 0	0- 0				
5- 1	0- 1	0- 0	HOME	3- 0	2- 0	0- 0				
1- 3	0- 1	0- 1	AWAY	1- 1	0- 0	0- 0				
0- 0	0- 0	0- 0	NEUTRAL	0- 0	0- 0	0- 0				

RPI	S	Opponent	Score	RPI	S	Opponent	Score	Team's RPI: 50	RPI	S	Opponent	Score	RPI	S	Opponent	Score
2	H	Baylor	55 79	30	A	Texas	67 73		59	A	Kansas St.	61 47	140	H	Montana St.	71 49
11	A	Iowa St.	54 92	32	N	BYU	58 61		65	H	West Virginia	62 48	143	H	Texas Tech	78 70
									86	A	Oklahoma St.	71 75	148	H	Oklahoma	86 71
									86	H	Oklahoma St.	69 55	151	H	Duquesne	61 48
									94	H	Kansas	58 53	174	H	Southern U.	69 40
													200	A	Ole Miss	55 50
													203	H	SMU	65 63
													206	H	Sam Houston St.	72 59
													251	A	San Diego St.	81 64
													296	H	Army West Point	63 38
													300	H	Mississippi Val.	96 47
													350	H	Alcorn	88 31
LAST 12 Division I GAMES:																
86	H	Oklahoma St.	69 55	2	H	Baylor	55 79									
59	A	Kansas St.	61 47	11	A	Iowa St.	54 92									
94	H	Kansas	58 53	86	A	Oklahoma St.	71 75									
148	H	Oklahoma	86 71	65	H	West Virginia	62 48									
30	A	Texas	67 73	350	H	Alcorn	88 31									
143	H	Texas Tech	78 70	206	H	Sam Houston St.	72 59									

Non-Div I Games:

TCU

Average RPI Win:	250	WON-LOST	WINNING	LAST 10	STRENGTH OF	OPP. STRENGTH	TEAM	ADJ.	CONF.	ADJ CONF.
Average RPI Loss:	93	RECORD	PCT. RANK	GAMES	SCHEDULE	OF SCHEDULE	RPI	RPI	RPI	RPI
DIV. I ONLY	8- 14	249	1- 0	116	94	179	179	9	9	
DIV. I NON-CONF.	4- 9	252	0- 0	177	88	218	218	9	9	
TOTALS	RPI 1-25	RPI 26-50	W-L RECORDS	RPI 51-100	RPI 101-150	RPI 150+				
8- 14	0- 2	0- 3	OVERALL	0- 2	1- 4	7- 3				
5- 3	0- 1	0- 0	HOME	0- 0	1- 1	4- 1				
3- 10	0- 1	0- 3	AWAY	0- 2	0- 2	3- 2				
0- 1	0- 0	0- 0	NEUTRAL	0- 0	0- 1	0- 0				
4- 9	0- 1	0- 3	NON-CONFERENCE	0- 1	0- 2	4- 2				
3- 0	0- 0	0- 0	HOME	0- 0	0- 0	3- 0				
1- 8	0- 1	0- 3	AWAY	0- 1	0- 1	1- 2				
0- 1	0- 0	0- 0	NEUTRAL	0- 0	0- 1	0- 0				
4- 5	0- 1	0- 0	CONFERENCE	0- 1	1- 2	3- 1				
2- 3	0- 1	0- 0	HOME	0- 0	1- 1	1- 1				
2- 2	0- 0	0- 0	AWAY	0- 1	0- 1	2- 0				
0- 0	0- 0	0- 0	NEUTRAL	0- 0	0- 0	0- 0				

RPI 1-25				RPI 26-50				RPI 51-100				RPI 101+				Team's RPI: 179	
RPI	S	Opponent	Score	RPI	S	Opponent	Score	RPI	S	Opponent	Score	RPI	S	Opponent	Score		
6	H	UConn	67 88	26	A	Miami (FL)	61 73	82	A	Penn	62 71	112	A	Houston	65 78		
16	A	South Carolina	60 88	38	A	DePaul	88 102	89	A	Cincinnati	52 72	112	H	Houston	76 65		
				41	A	Villanova	68 76					116	N	Radford	50 56		
												122	H	Tulane	57 66		
												150	A	Marist	68 74		
												151	A	Duquesne	53 54		
												152	H	South Fla.	53 63		
												161	A	Tulsa	75 61		
												200	A	Ole Miss	55 62		
												216	H	East Carolina	84 62		
												263	A	Wichita St.	65 40		
												280	A	Saint Joseph's	58 52		
												285	H	La Salle	75 47		
												333	H	Iona	59 39		
												347	H	Delaware St.	75 61		
LAST 12 Division I GAMES:																	
				112	H	Houston	76 65					89	A	Cincinnati	52 72		
				263	A	Wichita St.	65 40					112	A	Houston	65 78		
				161	A	Tulsa	75 61					122	H	Tulane	57 66		
				216	H	East Carolina	84 62					152	H	South Fla.	53 63		
				82	A	Penn	62 71					151	A	Duquesne	53 54		
				6	H	UConn	67 88					285	H	La Salle	75 47		

Non-Div I Games:

Temple

Average RPI Win:	165	WON-LOST	WINNING	LAST 10	STRENGTH OF	OPP. STRENGTH	TEAM	ADJ.	CONF.	ADJ CONF.
Average RPI Loss:	53	RECORD	PCT. RANK	GAMES	SCHEDULE	OF SCHEDULE	RPI	RPI	RPI	RPI
DIV. I ONLY	15- 7	82	1- 0	60	56	63	63	5	5	
DIV. I NON-CONF.	11- 2	31	1- 0	70	85	33	33	5	5	
TOTALS	RPI 1-25	RPI 26-50	W-L RECORDS	RPI 51-100	RPI 101-150	RPI 150+				
15- 7	0- 2	2- 2	OVERALL	4- 1	1- 2	8- 0				
9- 5	0- 2	0- 2	HOME	2- 1	0- 0	7- 0				
4- 2	0- 0	1- 0	AWAY	2- 0	0- 2	1- 0				
2- 0	0- 0	1- 0	NEUTRAL	0- 0	1- 0	0- 0				
11- 2	0- 2	2- 0	NON-CONFERENCE	2- 0	1- 0	6- 0				
7- 2	0- 2	0- 0	HOME	1- 0	0- 0	6- 0				
2- 0	0- 0	1- 0	AWAY	1- 0	0- 0	0- 0				
2- 0	0- 0	1- 0	NEUTRAL	0- 0	1- 0	0- 0				
4- 5	0- 0	0- 2	CONFERENCE	2- 1	0- 2	2- 0				
2- 3	0- 0	0- 2	HOME	1- 1	0- 0	1- 0				
2- 2	0- 0	0- 0	AWAY	1- 0	0- 2	1- 0				
0- 0	0- 0	0- 0	NEUTRAL	0- 0	0- 0	0- 0				

RPI 1-25				RPI 26-50				RPI 51-100				RPI 101+			
RPI	S	Opponent	Score	RPI	S	Opponent	Score	RPI	S	Opponent	Score	RPI	S	Opponent	Score
1	H	Notre Dame	62 77	30	A	Texas	88 82	51	A	Auburn	78 69	107	A	Georgia	62 66
4	H	Stanford	85 95	34	H	Kentucky	71 73	54	H	LSU	74 65	113	A	Alabama	65 86
				36	H	Missouri	64 66	64	H	Belmont	84 76	141	N	UAB	73 69
				47	N	Clemson	78 66	74	H	Arkansas	79 80	173	A	Vanderbilt	82 65
								86	A	Oklahoma St.	76 63	195	H	UNC Asheville	73 46
												208	H	Florida	67 50
												212	H	Stetson	65 55
												247	H	ETSU	80 61
												289	H	Murray St.	98 77
												334	H	Presbyterian	97 49
												349	H	Florida A&M	96 31
LAST 12 Division I GAMES:															
141	N	UAB	73 69	113	A	Alabama	65 86								
173	A	Vanderbilt	82 65	107	A	Georgia	62 66								
208	H	Florida	67 50	34	H	Kentucky	71 73								
54	H	LSU	74 65	36	H	Missouri	64 66								
1	H	Notre Dame	62 77	51	A	Auburn	78 69								
74	H	Arkansas	79 80	64	H	Belmont	84 76								

Non-Div I Games:

Tennessee

Average RPI Win:	276	WON-LOST	WINNING	LAST 10	STRENGTH OF	OPP. STRENGTH	TEAM	ADJ.	CONF.	ADJ CONF.
Average RPI Loss:	154	RECORD	PCT. RANK	GAMES	SCHEDULE	OF SCHEDULE	RPI	RPI	RPI	RPI
DIV. I ONLY	3- 19	330	1- 0	139	209	292	292	22	22	
DIV. I NON-CONF.	0- 12	336	0- 0	131	114	322	322	21	21	
TOTALS	RPI 1-25	RPI 26-50	W-L RECORDS	RPI 51-100	RPI 101-150	RPI 150+				
3- 19	0- 1	0- 1	OVERALL	0- 3	0- 6	3- 8				
2- 5	0- 0	0- 0	HOME	0- 0	0- 4	2- 1				
1- 11	0- 1	0- 1	AWAY	0- 2	0- 1	1- 6				
0- 3	0- 0	0- 0	NEUTRAL	0- 1	0- 1	0- 1				
0- 12	0- 1	0- 1	NON-CONFERENCE	0- 2	0- 2	0- 6				
0- 1	0- 0	0- 0	HOME	0- 0	0- 1	0- 0				
0- 8	0- 1	0- 1	AWAY	0- 1	0- 0	0- 5				
0- 3	0- 0	0- 0	NEUTRAL	0- 1	0- 1	0- 1				
3- 7	0- 0	0- 0	CONFERENCE	0- 1	0- 4	3- 2				
2- 4	0- 0	0- 0	HOME	0- 0	0- 3	2- 1				
1- 3	0- 0	0- 0	AWAY	0- 1	0- 1	1- 1				
0- 0	0- 0	0- 0	NEUTRAL	0- 0	0- 0	0- 0				

RPI 1-25				RPI 26-50				RPI 51-100				RPI 101+ Team's RPI: 292			
RPI	S	Opponent	Score	RPI	S	Opponent	Score	RPI	S	Opponent	Score	RPI	S	Opponent	Score
3	A	Louisville	52 107	38	A	DePaul	73 95	64	A	Belmont	46 80	106	H	South Alabama	56 78
								74	N	Arkansas	55 79	117	H	Morehead St.	62 85
								91	A	Troy	67 92	123	N	Pittsburgh	56 78
												132	H	UT Martin	61 73
												142	A	Tennessee Tech	65 76
												142	H	Tennessee Tech	59 69
												173	A	Vanderbilt	63 89
												177	N	Wisconsin	53 58
												180	A	Ball St.	51 90
												217	H	Southeast Mo. St.	62 59
												224	H	Jacksonville St.	52 62
												230	A	Marshall	59 80
												282	A	Austin Peay	47 74
												289	A	Murray St.	65 61
												302	A	Alabama A&M	57 67
												323	H	Eastern Ky.	60 38
												330	A	Lipscomb	62 64
LAST 12 Division I GAMES:															
217	H	Southeast Mo. St.	62 59	117	H	Morehead St.	62 85								
132	H	UT Martin	61 73	323	H	Eastern Ky.	60 38								
289	A	Murray St.	65 61	224	H	Jacksonville St.	52 62								
282	A	Austin Peay	47 74	142	H	Tennessee Tech	59 69								
64	A	Belmont	46 80	180	A	Ball St.	51 90								
142	A	Tennessee Tech	65 76	38	A	DePaul	73 95								

Non-Div I Games:

Tennessee St.

■ Loss,
 ■ Non-Conf,
 ■ S Site,
 ■ Home
 ■ A Away
 N Neutral

Average RPI Win:	250	WON-LOST	WINNING	LAST 10	STRENGTH OF	OPP. STRENGTH	TEAM	ADJ.	CONF.	ADJ CONF.
Average RPI Loss:	142	RECORD	PCT. RANK	GAMES	SCHEDULE	OF SCHEDULE	RPI	RPI	RPI	RPI
DIV. I ONLY	14- 5	59	1- 0	310	229	142	142	22	22	
DIV. I NON-CONF.	6- 3	91	0- 0	258	233	122	122	21	21	
TOTALS	RPI 1-25	RPI 26-50	W-L RECORDS	RPI 51-100	RPI 101-150	RPI 150+				
14- 5	0- 0	0- 0	OVERALL	2- 2	0- 1	12- 2				
7- 1	0- 0	0- 0	HOME	1- 0	0- 0	6- 1				
7- 3	0- 0	0- 0	AWAY	1- 1	0- 1	6- 1				
0- 1	0- 0	0- 0	NEUTRAL	0- 1	0- 0	0- 0				
6- 3	0- 0	0- 0	NON-CONFERENCE	1- 2	0- 0	5- 1				
3- 0	0- 0	0- 0	HOME	1- 0	0- 0	2- 0				
3- 2	0- 0	0- 0	AWAY	0- 1	0- 0	3- 1				
0- 1	0- 0	0- 0	NEUTRAL	0- 1	0- 0	0- 0				
8- 2	0- 0	0- 0	CONFERENCE	1- 0	0- 1	7- 1				
4- 1	0- 0	0- 0	HOME	0- 0	0- 0	4- 1				
4- 1	0- 0	0- 0	AWAY	1- 0	0- 1	3- 0				
0- 0	0- 0	0- 0	NEUTRAL	0- 0	0- 0	0- 0				

RPI 1-25			RPI 26-50			RPI 51-100			RPI 101+			Team's RPI: 142
RPI	S	Opponent	Score	RPI	S	Opponent	Score	RPI	S	Opponent	Score	
						58	H Middle Tenn.	68 64	117	A Morehead St.	56	77
						64	A Belmont	77 72	170	A Xavier	60	70
						66	N Old Dominion	73 80	195	H UNC Asheville	60	53
						74	A Arkansas	42 65	224	A Jacksonville St.	66	49
									235	H SIUE	79	55
									263	A Wichita St.	55	45
									279	H Eastern Ill.	99	88
									282	H Austin Peay	65	72
									289	H Murray St.	74	65
									292	A Tennessee St.	69	59
									292	H Tennessee St.	76	65
									315	A Charleston So.	77	55
									323	A Eastern Ky.	81	68
									330	A Lipscomb	67	52
									335	H Western Caro.	77	58
LAST 12 Division I GAMES:												
						289	H Murray St.	74 65	279	H Eastern Ill.	99	88
						282	H Austin Peay	65 72	235	H SIUE	79	55
						323	A Eastern Ky.	81 68	64	A Belmont	77	72
						117	A Morehead St.	56 77	292	A Tennessee St.	69	59
						224	A Jacksonville St.	66 49	330	A Lipscomb	67	52
						292	H Tennessee St.	76 65	195	H UNC Asheville	60	53

Non-Div I Games: Tenn. Wesleyan 100 58 Cumberland (TN) 88 55

Tennessee Tech

Loss, Non-Conf, S Site, H Home A Away N Neutral

Average RPI Win:	149	WON-LOST	WINNING	LAST 10	STRENGTH OF	OPP. STRENGTH	TEAM	ADJ.	CONF.	ADJ CONF.
Average RPI Loss:	39	RECORD	PCT. RANK	GAMES	SCHEDULE	OF SCHEDULE	RPI	RPI	RPI	RPI
DIV. I ONLY	18- 5	33	2- 0	50	52	30	30	3	3	
DIV. I NON-CONF.	10- 2	37	2- 0	123	163	58	58	3	3	
TOTALS	RPI 1-25	RPI 26-50	W-L RECORDS	RPI 51-100	RPI 101-150	RPI 150+				
18- 5	1- 2	1- 0	OVERALL	5- 3	4- 0	7- 0				
9- 4	0- 2	1- 0	HOME	2- 2	1- 0	5- 0				
6- 1	1- 0	0- 0	AWAY	1- 1	2- 0	2- 0				
3- 0	0- 0	0- 0	NEUTRAL	2- 0	1- 0	0- 0				
10- 2	0- 1	0- 0	NON-CONFERENCE	2- 1	1- 0	7- 0				
5- 2	0- 1	0- 0	HOME	0- 1	0- 0	5- 0				
2- 0	0- 0	0- 0	AWAY	0- 0	0- 0	2- 0				
3- 0	0- 0	0- 0	NEUTRAL	2- 0	1- 0	0- 0				
8- 3	1- 1	1- 0	CONFERENCE	3- 2	3- 0	0- 0				
4- 2	0- 1	1- 0	HOME	2- 1	1- 0	0- 0				
4- 1	1- 0	0- 0	AWAY	1- 1	2- 0	0- 0				
0- 0	0- 0	0- 0	NEUTRAL	0- 0	0- 0	0- 0				

RPI 1-25				RPI 26-50				Team's RPI: 30				RPI 51-100				RPI 101+			
RPI	S	Opponent	Score	RPI	S	Opponent	Score	RPI	S	Opponent	Score	RPI	S	Opponent	Score	RPI	S	Opponent	Score
2	H	Baylor	68 74	50	H	TCU	73 67	57	N	Michigan	69 52	139	N	Fordham	72 54				
7	H	Mississippi St.	49 67					59	A	Kansas St.	69 87	143	A	Texas Tech	78 71				
11	A	Iowa St.	64 62					62	N	Quinnipiac	56 55	148	A	Oklahoma	76 67				
								63	H	Tennessee	82 88	148	H	Oklahoma	73 63				
								65	A	West Virginia	70 58	151	H	Duquesne	78 41				
								65	H	West Virginia	58 64	176	A	North Texas	64 54				
								86	H	Oklahoma St.	60 51	209	A	UTRGV	81 66				
								94	H	Kansas	62 43	212	H	Stetson	65 46				
												276	H	UTSA	98 54				
												316	H	McNeese	96 40				
												336	H	Northwestern St.	104 66				
LAST 12 Division I GAMES:																			
139	N	Fordham	72 54	94	H	Kansas	62 43												
57	N	Michigan	69 52	50	H	TCU	73 67												
2	H	Baylor	68 74	59	A	Kansas St.	69 87												
148	A	Oklahoma	76 67	11	A	Iowa St.	64 62												
65	H	West Virginia	58 64	148	H	Oklahoma	73 63												
143	A	Texas Tech	78 71	65	A	West Virginia	70 58												

Non-Div I Games:

Texas

Average RPI Win:	135	WON-LOST	WINNING	LAST 10	STRENGTH OF	OPP. STRENGTH	TEAM	ADJ.	CONF.	ADJ CONF.
Average RPI Loss:	38	RECORD	PCT. RANK	GAMES	SCHEDULE	OF SCHEDULE	RPI	RPI	RPI	RPI
DIV. I ONLY	18- 4	23	1- 0	44	57	18	18	5	5	
DIV. I NON-CONF.	11- 2	31	0- 0	35	119	18	18	5	5	
TOTALS	RPI 1-25	RPI 26-50	W-L RECORDS	RPI 51-100	RPI 101-150	RPI 150+				
18- 4	0- 2	3- 0	OVERALL	3- 2	3- 0	9- 0				
10- 2	0- 1	2- 0	HOME	1- 1	1- 0	6- 0				
6- 2	0- 1	0- 0	AWAY	2- 1	2- 0	2- 0				
2- 0	0- 0	1- 0	NEUTRAL	0- 0	0- 0	1- 0				
11- 2	0- 1	2- 0	NON-CONFERENCE	2- 1	1- 0	6- 0				
7- 1	0- 0	1- 0	HOME	1- 1	0- 0	5- 0				
2- 1	0- 1	0- 0	AWAY	1- 0	1- 0	0- 0				
2- 0	0- 0	1- 0	NEUTRAL	0- 0	0- 0	1- 0				
7- 2	0- 1	1- 0	CONFERENCE	1- 1	2- 0	3- 0				
3- 1	0- 1	1- 0	HOME	0- 0	1- 0	1- 0				
4- 1	0- 0	0- 0	AWAY	1- 1	1- 0	2- 0				
0- 0	0- 0	0- 0	NEUTRAL	0- 0	0- 0	0- 0				

RPI 1-25				Team's RPI: 18	RPI 26-50				RPI 51-100				RPI 101+						
RPI	S	Opponent	Score		RPI	S	Opponent	Score		RPI	S	Opponent	Score		RPI	S	Opponent	Score	
10	A	Syracuse	65	75	31	N	Oregon St.	76	70	51	A	Auburn	69	67	107	A	Georgia	76	66
16	H	South Carolina	57	60	34	H	Kentucky	73	71	52	H	Southern California	71	51	112	A	Houston	68	52
					37	H	Rice	65	54	54	A	LSU	52	63	113	H	Alabama	70	43
										71	H	Lamar University	68	74	169	N	UC Riverside	70	63
										79	A	Little Rock	61	40	173	A	Vanderbilt	50	43
															173	H	Vanderbilt	69	53
															181	H	Arkansas St.	97	56
															191	H	Prairie View	70	57
															200	A	Ole Miss	72	60
															209	H	UTRGV	84	61
															223	H	Jacksonville	73	53
															293	H	Central Ark.	84	27
LAST 12 Division I GAMES:																			
200	A	Ole Miss	72	60	173	A	Vanderbilt	50	43										
173	H	Vanderbilt	69	53	54	A	LSU	52	63										
34	H	Kentucky	73	71	16	H	South Carolina	57	60										
51	A	Auburn	69	67	209	H	UTRGV	84	61										
107	A	Georgia	76	66	191	H	Prairie View	70	57										
113	H	Alabama	70	43	52	H	Southern California	71	51										

Non-Div I Games:

Texas A&M

■ Loss,
■ Non-Conf, S Site,
■ Home
■ Away
N Neutral

Texas Southern

Through Games Of Feb. 5, 2019

Average RPI Win:	286	WON-LOST	WINNING	LAST 10	STRENGTH OF	OPP. STRENGTH	TEAM	ADJ.	CONF.	ADJ CONF.
Average RPI Loss:	153	RECORD	PCT. RANK	GAMES	SCHEDULE	OF SCHEDULE	RPI	RPI	RPI	RPI
DIV. I ONLY	7- 11	237	1- 0	261	322	234	234	29	29	
DIV. I NON-CONF.	2- 7	288	0- 0	48	283	173	173	27	27	
TOTALS	RPI 1-25	RPI 26-50	W-L RECORDS	RPI 51-100	RPI 101-150	RPI 150+				
7- 11	0- 1	0- 1	OVERALL	0- 1	0- 2	7- 6				
2- 2	0- 0	0- 0	HOME	0- 0	0- 0	2- 2				
5- 7	0- 1	0- 1	AWAY	0- 1	0- 2	5- 2				
0- 2	0- 0	0- 0	NEUTRAL	0- 0	0- 0	0- 2				
2- 7	0- 1	0- 1	NON-CONFERENCE	0- 1	0- 2	2- 2				
0- 0	0- 0	0- 0	HOME	0- 0	0- 0	0- 0				
2- 5	0- 1	0- 1	AWAY	0- 1	0- 2	2- 0				
0- 2	0- 0	0- 0	NEUTRAL	0- 0	0- 0	0- 2				
5- 4	0- 0	0- 0	CONFERENCE	0- 0	0- 0	5- 4				
2- 2	0- 0	0- 0	HOME	0- 0	0- 0	2- 2				
3- 2	0- 0	0- 0	AWAY	0- 0	0- 0	3- 2				
0- 0	0- 0	0- 0	NEUTRAL	0- 0	0- 0	0- 0				

RPI 1-25				RPI 26-50				RPI 51-100				RPI 101+ Team's RPI: 234			
RPI	S	Opponent	Score	RPI	S	Opponent	Score	RPI	S	Opponent	Score	RPI	S	Opponent	Score
24	A	Michigan St.	45 91	37	A	Rice	71 76	61	A	SFA	55 74	122	A	Tulane	56 62
												143	A	Texas Tech	55 75
												158	N	Abilene Christian	39 81
												174	A	Southern U.	61 63
												184	N	Nicholls St.	57 58
												191	A	Prairie View	52 44
												201	H	Grambling	67 75
												209	A	UTRGV	69 55
												232	H	Alabama St.	51 58
												300	A	Mississippi Val.	68 50
												302	H	Alabama A&M	53 45
												305	H	Jackson St.	76 67
												346	A	Ark.-Pine Bluff	59 58
												348	A	Savannah St.	65 41
												350	A	Alcorn	52 53
LAST 12 Division I GAMES:															
302	H	Alabama A&M	53 45	191	A	Prairie View	52 44								
232	H	Alabama St.	51 58	174	A	Southern U.	61 63								
300	A	Mississippi Val.	68 50	350	A	Alcorn	52 53								
346	A	Ark.-Pine Bluff	59 58	143	A	Texas Tech	55 75								
305	H	Jackson St.	76 67	61	A	SFA	55 74								
201	H	Grambling	67 75	209	A	UTRGV	69 55								

Non-Div I Games: Huston-Tillotson 72 36 Paul Quinn 83 54

Texas Southern

■ Loss,
 ■ Non-Conf, S Site,
 ■ Home
 ■ Away
 N Neutral

Average RPI Win:	216	WON-LOST	WINNING	LAST 10	STRENGTH OF	OPP. STRENGTH	TEAM	ADJ.	CONF.	ADJ CONF.
Average RPI Loss:	119	RECORD	PCT. RANK	GAMES	SCHEDULE	OF SCHEDULE	RPI	RPI	RPI	RPI
DIV. I ONLY	7- 12	244	0- 1	113	131	175	175	12	12	
DIV. I NON-CONF.	3- 7	256	0- 1	82	127	177	177	15	15	
TOTALS	RPI 1-25	RPI 26-50	W-L RECORDS	RPI 51-100	RPI 101-150	RPI 150+				
7- 12	0- 0	0- 2	OVERALL	0- 3	0- 4	7- 3				
2- 5	0- 0	0- 0	HOME	0- 0	0- 2	2- 3				
5- 6	0- 0	0- 2	AWAY	0- 2	0- 2	5- 0				
0- 1	0- 0	0- 0	NEUTRAL	0- 1	0- 0	0- 0				
3- 7	0- 0	0- 2	NON-CONFERENCE	0- 2	0- 2	3- 1				
1- 2	0- 0	0- 0	HOME	0- 0	0- 1	1- 1				
2- 4	0- 0	0- 2	AWAY	0- 1	0- 1	2- 0				
0- 1	0- 0	0- 0	NEUTRAL	0- 1	0- 0	0- 0				
4- 5	0- 0	0- 0	CONFERENCE	0- 1	0- 2	4- 2				
1- 3	0- 0	0- 0	HOME	0- 0	0- 1	1- 2				
3- 2	0- 0	0- 0	AWAY	0- 1	0- 1	3- 0				
0- 0	0- 0	0- 0	NEUTRAL	0- 0	0- 0	0- 0				

RPI 1-25				RPI 26-50				RPI 51-100				RPI 101+ Team's RPI: 175			
RPI	S	Opponent	Score	RPI	S	Opponent	Score	RPI	S	Opponent	Score	RPI	S	Opponent	Score
				36	A	Missouri	50 69	53	N	Saint Mary's (CA)	62 89	115	A	UT Arlington	53 68
				39	A	New Mexico	51 82	79	A	Little Rock	47 62	122	A	Tulane	61 67
								86	A	Oklahoma St.	55 66	138	H	Appalachian St.	49 62
												140	H	Montana St.	59 67
												154	A	Georgia St.	69 60
												154	H	Georgia St.	34 57
												181	A	Arkansas St.	85 62
												182	H	Coastal Caro.	73 58
												183	H	Oral Roberts	64 81
												184	H	Nicholls St.	72 67
												258	A	A&M-Corpus Christi	60 53
												276	A	UTSA	68 60
												277	A	Ga. Southern	64 52
												277	H	Ga. Southern	55 65
LAST 12 Division I GAMES:															
122	A	Tulane	61 67	181	A	Arkansas St.	85 62								
140	H	Montana St.	59 67	79	A	Little Rock	47 62								
184	H	Nicholls St.	72 67	138	H	Appalachian St.	49 62								
115	A	UT Arlington	53 68	182	H	Coastal Caro.	73 58								
277	H	Ga. Southern	55 65	154	A	Georgia St.	69 60								
154	H	Georgia St.	34 57	277	A	Ga. Southern	64 52								

Non-Div I Games: UNKNOWN 92 39 Tex. A&M Int'l 89 25

Texas St.

■ Loss,
 ■ Non-Conf,
 ■ S Site,
 ■ Home
 ■ A Away
 N Neutral

Average RPI Win:	209	WON-LOST	WINNING	LAST 10	STRENGTH OF	OPP. STRENGTH	TEAM	ADJ.	CONF.	ADJ CONF.
Average RPI Loss:	69	RECORD	PCT. RANK	GAMES	SCHEDULE	OF SCHEDULE	RPI	RPI	RPI	RPI
DIV. I ONLY	10- 11	178	0- 1	63	80	143	143	3	3	
DIV. I NON-CONF.	9- 2	43	0- 0	260	307	121	121	3	3	
TOTALS	RPI 1-25	RPI 26-50	W-L RECORDS	RPI 51-100	RPI 101-150	RPI 150+				
10- 11	0- 3	0- 2	OVERALL	2- 4	0- 1	8- 1				
9- 4	0- 1	0- 1	HOME	2- 2	0- 0	7- 0				
1- 7	0- 2	0- 1	AWAY	0- 2	0- 1	1- 1				
0- 0	0- 0	0- 0	NEUTRAL	0- 0	0- 0	0- 0				
9- 2	0- 0	0- 0	NON-CONFERENCE	1- 1	0- 0	8- 1				
8- 1	0- 0	0- 0	HOME	1- 1	0- 0	7- 0				
1- 1	0- 0	0- 0	AWAY	0- 0	0- 0	1- 1				
0- 0	0- 0	0- 0	NEUTRAL	0- 0	0- 0	0- 0				
1- 9	0- 3	0- 2	CONFERENCE	1- 3	0- 1	0- 0				
1- 3	0- 1	0- 1	HOME	1- 1	0- 0	0- 0				
0- 6	0- 2	0- 1	AWAY	0- 2	0- 1	0- 0				
0- 0	0- 0	0- 0	NEUTRAL	0- 0	0- 0	0- 0				

RPI 1-25				RPI 26-50				RPI 51-100				RPI 101+ Team's RPI: 143			
RPI	S	Opponent	Score	RPI	S	Opponent	Score	RPI	S	Opponent	Score	RPI	S	Opponent	Score
2	A	Baylor	37 96	30	H	Texas	71 78	59	H	Kansas St.	62 66	148	A	Oklahoma	61 66
2	H	Baylor	56 73	50	A	TCU	70 78	61	H	SFA	77 69	158	H	Abilene Christian	105 54
11	A	Iowa St.	66 105					65	A	West Virginia	65 68	174	H	Southern U.	76 58
								86	A	Oklahoma St.	57 65	208	A	Florida	67 72
								94	H	Kansas	69 66	224	H	Jacksonville St.	71 58
								95	H	Idaho	77 88	234	H	Texas Southern	75 55
												242	A	Nevada	86 67
												258	H	A&M-Corpus Christi	78 61
												310	H	La.-Monroe	86 42
												339	H	Houston Baptist	82 76
LAST 12 Division I GAMES:															
2	A	Baylor	37 96	86	A	Oklahoma St.	57 65								
11	A	Iowa St.	66 105	94	H	Kansas	69 66								
30	H	Texas	71 78	2	H	Baylor	56 73								
65	A	West Virginia	65 68	148	A	Oklahoma	61 66								
59	H	Kansas St.	62 66	158	H	Abilene Christian	105 54								
50	A	TCU	70 78	234	H	Texas Southern	75 55								

Non-Div I Games:

Texas Tech

■ Loss,
 ■ Non-Conf,
 ■ S Site,
 ■ H Home
 ■ A Away
 N Neutral

Average RPI Win:	211	WON-LOST	WINNING	LAST 10	STRENGTH OF	OPP. STRENGTH	TEAM	ADJ.	CONF.	ADJ CONF.
Average RPI Loss:	77	RECORD	PCT. RANK	GAMES	SCHEDULE	OF SCHEDULE	RPI	RPI	RPI	RPI
DIV. I ONLY	13- 6	76	1- 0	148	114	83	83	7	7	
DIV. I NON-CONF.	8- 3	72	0- 0	169	157	72	72	8	8	
TOTALS	RPI 1-25	RPI 26-50	W-L RECORDS	RPI 51-100	RPI 101-150	RPI 150+				
13- 6	1- 1	0- 0	OVERALL	1- 3	0- 2	11- 0				
7- 2	1- 1	0- 0	HOME	0- 1	0- 0	6- 0				
6- 4	0- 0	0- 0	AWAY	1- 2	0- 2	5- 0				
0- 0	0- 0	0- 0	NEUTRAL	0- 0	0- 0	0- 0				
8- 3	0- 1	0- 0	NON-CONFERENCE	1- 1	0- 1	7- 0				
4- 1	0- 1	0- 0	HOME	0- 0	0- 0	4- 0				
4- 2	0- 0	0- 0	AWAY	1- 1	0- 1	3- 0				
0- 0	0- 0	0- 0	NEUTRAL	0- 0	0- 0	0- 0				
5- 3	1- 0	0- 0	CONFERENCE	0- 2	0- 1	4- 0				
3- 1	1- 0	0- 0	HOME	0- 1	0- 0	2- 0				
2- 2	0- 0	0- 0	AWAY	0- 1	0- 1	2- 0				
0- 0	0- 0	0- 0	NEUTRAL	0- 0	0- 0	0- 0				

RPI 1-25				RPI 26-50				RPI 51-100 Team's RPI: 83				RPI 101+			
RPI	S	Opponent	Score	RPI	S	Opponent	Score	RPI	S	Opponent	Score	RPI	S	Opponent	Score
1	H	Notre Dame	56 72					55	A	Miami (OH)	64 65	105	A	Dayton	49 70
21	H	Central Mich.	62 59					64	A	Belmont	78 69	147	A	Akron	64 70
								75	H	Kent St.	47 58	151	H	Duquesne	65 52
								77	A	Maine	59 73	165	H	Stony Brook	80 48
												180	H	Ball St.	65 58
												213	A	Memphis	58 48
												218	A	Bowling Green	79 65
												218	H	Bowling Green	76 56
												270	A	Cleveland St.	65 60
												283	A	Western Mich.	80 57
												294	A	Valparaiso	65 59
												329	H	Detroit Mercy	77 60
												333	H	Iona	84 38
LAST 12 Division I GAMES:															
218	H	Bowling Green	76 56	55	A	Miami (OH)	64 65								
147	A	Akron	64 70	180	H	Ball St.	65 58								
21	H	Central Mich.	62 59	329	H	Detroit Mercy	77 60								
218	A	Bowling Green	79 65	165	H	Stony Brook	80 48								
283	A	Western Mich.	80 57	1	H	Notre Dame	56 72								
75	H	Kent St.	47 58	270	A	Cleveland St.	65 60								

Non-Div I Games:

Toledo

■ Loss,
 ■ Non-Conf, S Site,
 ■ Home
 ■ Away
 N Neutral

Average RPI Win: 223	WON-LOST	WINNING	LAST 10	STRENGTH OF	OPP. STRENGTH	TEAM	ADJ.	CONF.	ADJ CONF.
Average RPI Loss: 114	RECORD	PCT. RANK	GAMES	SCHEDULE	OF SCHEDULE	RPI	RPI	RPI	RPI
DIV. I ONLY	12- 8	115	0- 1	193	134	121	121	10	10
DIV. I NON-CONF.	6- 5	143	0- 0	280	162	160	160	11	11

TOTALS	RPI 1-25	RPI 26-50	W-L RECORDS	RPI 51-100	RPI 101-150	RPI 150+			
12- 8	0- 1	0- 1	OVERALL	2- 2	0- 2	10- 2			
6- 1	0- 0	0- 0	HOME	1- 0	0- 1	5- 0			
6- 7	0- 1	0- 1	AWAY	1- 2	0- 1	5- 2			
0- 0	0- 0	0- 0	NEUTRAL	0- 0	0- 0	0- 0			
6- 5	0- 1	0- 0	NON-CONFERENCE	0- 2	0- 0	6- 2			
3- 0	0- 0	0- 0	HOME	0- 0	0- 0	3- 0			
3- 5	0- 1	0- 0	AWAY	0- 2	0- 0	3- 2			
0- 0	0- 0	0- 0	NEUTRAL	0- 0	0- 0	0- 0			
6- 3	0- 0	0- 1	CONFERENCE	2- 0	0- 2	4- 0			
3- 1	0- 0	0- 0	HOME	1- 0	0- 1	2- 0			
3- 2	0- 0	0- 1	AWAY	1- 0	0- 1	2- 0			
0- 0	0- 0	0- 0	NEUTRAL	0- 0	0- 0	0- 0			

RPI 1-25				RPI 26-50				RPI 51-100				RPI 101+ Team's RPI: 121			
RPI	S	Opponent	Score	RPI	S	Opponent	Score	RPI	S	Opponent	Score	RPI	S	Opponent	Score
10	A	Syracuse	55 98	42	A	James Madison	59 71	65	A	West Virginia	43 90	119	A	UNCW	73 77
								85	H	Northeastern	88 83	149	H	William & Mary	69 80
								90	A	Drexel	55 54	164	A	Delaware	56 48
								97	A	Wake Forest	53 60	187	A	George Washington	63 76
												198	H	Elon	59 58
												207	H	Massachusetts	78 53
												230	A	Marshall	76 69
												246	A	Mt. St. Mary's	78 87
												250	H	Hofstra	92 68
												280	A	Saint Joseph's	73 52
												285	H	La Salle	92 68
												291	A	Col. of Charleston	77 61
												297	H	Loyola Maryland	62 57
												303	A	UMBC	71 62
LAST 12 Division I GAMES:															
		42	A	James Madison	59	71				85	H	Northeastern	88	83	
		149	H	William & Mary	69	80				164	A	Delaware	56	48	
		198	H	Elon	59	58				90	A	Drexel	55	54	
		119	A	UNCW	73	77				230	A	Marshall	76	69	
		291	A	Col. of Charleston	77	61				65	A	West Virginia	43	90	
		250	H	Hofstra	92	68				280	A	Saint Joseph's	73	52	

Non-Div I Games:

Towson

Average RPI Win:	224	WON-LOST	WINNING	LAST 10	STRENGTH OF	OPP. STRENGTH	TEAM	ADJ.	CONF.	ADJ CONF.
Average RPI Loss:	85	RECORD	PCT. RANK	GAMES	SCHEDULE	OF SCHEDULE	RPI	RPI	RPI	RPI
DIV. I ONLY	15- 4	32	0- 1	251	152	91	91	12	12	
DIV. I NON-CONF.	8- 2	52	0- 0	301	151	117	117	15	15	
TOTALS	RPI 1-25	RPI 26-50	W-L RECORDS	RPI 51-100	RPI 101-150	RPI 150+				
15- 4	0- 1	0- 0	OVERALL	1- 1	1- 1	13- 1				
7- 1	0- 0	0- 0	HOME	1- 1	0- 0	6- 0				
6- 3	0- 1	0- 0	AWAY	0- 0	1- 1	5- 1				
2- 0	0- 0	0- 0	NEUTRAL	0- 0	0- 0	2- 0				
8- 2	0- 1	0- 0	NON-CONFERENCE	0- 1	0- 0	8- 0				
3- 1	0- 0	0- 0	HOME	0- 1	0- 0	3- 0				
3- 1	0- 1	0- 0	AWAY	0- 0	0- 0	3- 0				
2- 0	0- 0	0- 0	NEUTRAL	0- 0	0- 0	2- 0				
7- 2	0- 0	0- 0	CONFERENCE	1- 0	1- 1	5- 1				
4- 0	0- 0	0- 0	HOME	1- 0	0- 0	3- 0				
3- 2	0- 0	0- 0	AWAY	0- 0	1- 1	2- 1				
0- 0	0- 0	0- 0	NEUTRAL	0- 0	0- 0	0- 0				

RPI 1-25				RPI 26-50				RPI 51-100				Team's RPI: 91		RPI 101+			
RPI	S	Opponent	Score	RPI	S	Opponent	Score	RPI	S	Opponent	Score			RPI	S	Opponent	Score
23	A	Florida St.	67 103					58	H	Middle Tenn.	64 67			106	A	South Alabama	77 80
								79	H	Little Rock	71 66			138	A	Appalachian St.	83 72
														154	A	Georgia St.	80 84
														181	H	Arkansas St.	87 79
														182	A	Coastal Caro.	82 81
														200	A	Ole Miss	71 54
														206	N	Sam Houston St.	84 79
														224	A	Jacksonville St.	89 63
														232	H	Alabama St.	116 46
														237	H	Louisiana	90 64
														247	A	ETSU	84 66
														261	H	Samford	72 52
														277	A	Ga. Southern	97 81
														292	H	Tennessee St.	92 67
														300	N	Mississippi Val.	75 54
														310	H	La.-Monroe	78 56
LAST 12 Division I GAMES:																	
				106	A	South Alabama	77 80					79	H	Little Rock	71 66		
				237	H	Louisiana	90 64					138	A	Appalachian St.	83 72		
				310	H	La.-Monroe	78 56					182	A	Coastal Caro.	82 81		
				154	A	Georgia St.	80 84					224	A	Jacksonville St.	89 63		
				277	A	Ga. Southern	97 81					200	A	Ole Miss	71 54		
				181	H	Arkansas St.	87 79					58	H	Middle Tenn.	64 67		

Non-Div I Games: Talladega 91 70

Troy

T
u
l
a
n
e

Tulane				Through Games Of Feb. 5, 2019						
Average RPI Win:	193	WON-LOST	WINNING	LAST 10	STRENGTH OF	OPP. STRENGTH	TEAM	ADJ.	CONF.	ADJ CONF.
Average RPI Loss:	120	RECORD	PCT. RANK	GAMES	SCHEDULE	OF SCHEDULE	RPI	RPI	RPI	RPI
DIV. I ONLY	14- 7	89	1- 0	186	96	122	122	9	9	
DIV. I NON-CONF.	10- 3	59	1- 0	211	61	90	90	9	9	
TOTALS	RPI 1-25	RPI 26-50	W-L RECORDS	RPI 51-100	RPI 101-150	RPI 150+				
14- 7	1- 1	0- 1	OVERALL	1- 1	1- 1	11- 3				
7- 3	0- 1	0- 0	HOME	0- 1	1- 0	6- 1				
4- 3	0- 0	0- 0	AWAY	1- 0	0- 1	3- 2				
3- 1	1- 0	0- 1	NEUTRAL	0- 0	0- 0	2- 0				
10- 3	1- 0	0- 1	NON-CONFERENCE	1- 1	1- 1	7- 0				
6- 1	0- 0	0- 0	HOME	0- 1	1- 0	5- 0				
1- 1	0- 0	0- 0	AWAY	1- 0	0- 1	0- 0				
3- 1	1- 0	0- 1	NEUTRAL	0- 0	0- 0	2- 0				
4- 4	0- 1	0- 0	CONFERENCE	0- 0	0- 0	4- 3				
1- 2	0- 1	0- 0	HOME	0- 0	0- 0	1- 1				
3- 2	0- 0	0- 0	AWAY	0- 0	0- 0	3- 2				
0- 0	0- 0	0- 0	NEUTRAL	0- 0	0- 0	0- 0				

RPI 1-25				RPI 26-50				RPI 51-100				RPI 101+ Team's RPI: 122			
RPI	S	Opponent	Score	RPI	S	Opponent	Score	RPI	S	Opponent	Score	RPI	S	Opponent	Score
6	H	UConn	33 75	27	N	California	57 65	54	A	LSU	56 54	113	A	Alabama	58 69
21	N	Central Mich.	68 57					66	H	Old Dominion	48 56	135	H	Washington	63 51
												152	A	South Fla.	46 73
												175	H	Texas St.	67 61
												179	A	Temple	66 57
												184	H	Nicholls St.	71 46
												186	H	Southern Miss.	71 54
												203	A	SMU	61 43
												213	A	Memphis	62 61
												216	A	East Carolina	61 63
												216	H	East Carolina	68 57
												234	H	Texas Southern	62 56
												263	H	Wichita St.	44 62
												270	N	Cleveland St.	81 72
												288	H	Fla. Atlantic	88 45
												349	N	Florida A&M	78 34
LAST 12 Division I GAMES:															
175	H	Texas St.	67 61	203	A	SMU	61 43								
216	A	East Carolina	61 63	179	A	Temple	66 57								
213	A	Memphis	62 61	216	H	East Carolina	68 57								
263	H	Wichita St.	44 62	349	N	Florida A&M	78 34								
152	A	South Fla.	46 73	21	N	Central Mich.	68 57								
6	H	UConn	33 75	66	H	Old Dominion	48 56								

Non-Div I Games:

Tulane

Average RPI Win:	204	WON-LOST	WINNING	LAST 10	STRENGTH OF	OPP. STRENGTH	TEAM	ADJ.	CONF.	ADJ CONF.
Average RPI Loss:	99	RECORD	PCT. RANK	GAMES	SCHEDULE	OF SCHEDULE	RPI	RPI	RPI	RPI
DIV. I ONLY	9- 12	216	0- 1	84	101	161	161	9	9	
DIV. I NON-CONF.	6- 7	172	0- 1	74	80	129	129	9	9	
TOTALS	RPI 1-25	RPI 26-50	W-L RECORDS	RPI 51-100	RPI 101-150	RPI 150+				
9- 12	0- 2	0- 0	OVERALL	0- 6	1- 1	8- 3				
6- 4	0- 0	0- 0	HOME	0- 3	0- 0	6- 1				
2- 8	0- 2	0- 0	AWAY	0- 3	0- 1	2- 2				
1- 0	0- 0	0- 0	NEUTRAL	0- 0	1- 0	0- 0				
6- 7	0- 1	0- 0	NON-CONFERENCE	0- 5	1- 0	5- 1				
4- 2	0- 0	0- 0	HOME	0- 2	0- 0	4- 0				
1- 5	0- 1	0- 0	AWAY	0- 3	0- 0	1- 1				
1- 0	0- 0	0- 0	NEUTRAL	0- 0	1- 0	0- 0				
3- 5	0- 1	0- 0	CONFERENCE	0- 1	0- 1	3- 2				
2- 2	0- 0	0- 0	HOME	0- 1	0- 0	2- 1				
1- 3	0- 1	0- 0	AWAY	0- 0	0- 1	1- 1				
0- 0	0- 0	0- 0	NEUTRAL	0- 0	0- 0	0- 0				

RPI 1-25				RPI 26-50				RPI 51-100				RPI 101+ Team's RPI: 161			
RPI	S	Opponent	Score	RPI	S	Opponent	Score	RPI	S	Opponent	Score	RPI	S	Opponent	Score
14	A	UCF	44 60					61	A	SFA	34 76	112	A	Houston	44 76
17	A	Arizona St.	52 70					64	A	Belmont	53 78	113	N	Alabama	80 73
								74	H	Arkansas	59 61	158	H	Abilene Christian	75 63
								79	H	Little Rock	53 63	179	H	Temple	61 75
								89	H	Cincinnati	50 70	181	A	Arkansas St.	60 73
								99	A	American	52 68	183	A	Oral Roberts	76 68
												196	H	Saint Louis	86 75
												212	H	Stetson	55 54
												213	A	Memphis	56 59
												213	H	Memphis	46 39
												216	A	East Carolina	75 55
												263	H	Wichita St.	63 49
												278	H	UTEP	66 45
LAST 12 Division I GAMES:															
17	A	Arizona St.	52 70	216	A	East Carolina	75 55								
213	A	Memphis	56 59	213	H	Memphis	46 39								
179	H	Temple	61 75	263	H	Wichita St.	63 49								
112	A	Houston	44 76	278	H	UTEP	66 45								
89	H	Cincinnati	50 70	74	H	Arkansas	59 61								
14	A	UCF	44 60	79	H	Little Rock	53 63								

Non-Div I Games:

Tulsa

■ Loss,
■ Non-Conf, S Site,
■ Home
■ Away
N Neutral

Average RPI Win:	248	WON-LOST	WINNING	LAST 10	STRENGTH OF	OPP. STRENGTH	TEAM	ADJ.	CONF.	ADJ CONF.
Average RPI Loss:	79	RECORD	PCT. RANK	GAMES	SCHEDULE	OF SCHEDULE	RPI	RPI	RPI	RPI
DIV. I ONLY	17- 4	25	0- 1	333	154	141	141	14	14	
DIV. I NON-CONF.	11- 1	13	0- 1	340	241	124	124	18	18	
TOTALS	RPI 1-25	RPI 26-50	W-L RECORDS	RPI 51-100	RPI 101-150	RPI 150+				
17- 4	0- 0	0- 1	OVERALL	1- 2	2- 0	14- 1				
7- 2	0- 0	0- 1	HOME	0- 0	1- 0	6- 1				
8- 1	0- 0	0- 0	AWAY	1- 1	0- 0	7- 0				
2- 1	0- 0	0- 0	NEUTRAL	0- 1	1- 0	1- 0				
11- 1	0- 0	0- 0	NON-CONFERENCE	1- 1	2- 0	8- 0				
5- 0	0- 0	0- 0	HOME	0- 0	1- 0	4- 0				
4- 0	0- 0	0- 0	AWAY	1- 0	0- 0	3- 0				
2- 1	0- 0	0- 0	NEUTRAL	0- 1	1- 0	1- 0				
6- 3	0- 0	0- 1	CONFERENCE	0- 1	0- 0	6- 1				
2- 2	0- 0	0- 1	HOME	0- 0	0- 0	2- 1				
4- 1	0- 0	0- 0	AWAY	0- 1	0- 0	4- 0				
0- 0	0- 0	0- 0	NEUTRAL	0- 0	0- 0	0- 0				

RPI S	Opponent	Score	RPI S	Opponent	Score	RPI S	Opponent	Score	RPI S	Opponent	Score	Team's RPI: 141
37	H Rice	43 55	58	A Middle Tenn.	44 60	138	H Appalachian St.	80 61				
			63	N Tennessee	69 73	148	N Oklahoma	89 84				
			69	A FGCU	62 60	159	H Louisiana Tech	68 73				
						176	H North Texas	70 60				
						186	H Southern Miss.	71 60				
						213	H Memphis	85 54				
						232	A Alabama St.	62 47				
						261	A Samford	66 41				
						276	A UTSA	59 42				
						278	A UTEP	74 48				
						288	A Fla. Atlantic	89 64				
						302	H Alabama A&M	82 47				
						314	A FIU	83 59				
						316	H McNeese	91 48				
						317	N Coppin St.	86 61				
						345	A Chicago St.	90 45				
						350	H Alcorn	80 53				
LAST 12 Division I GAMES:												
63	N Tennessee	69 73	186	H Southern Miss.	71 60							
58	A Middle Tenn.	44 60	159	H Louisiana Tech	68 73							
37	H Rice	43 55	314	A FIU	83 59							
176	H North Texas	70 60	288	A Fla. Atlantic	89 64							
276	A UTSA	59 42	69	A FGCU	62 60							
278	A UTEP	74 48	317	N Coppin St.	86 61							

Non-Div I Games: Ala.-Huntsville 83 58

UAB

■ Loss,
 ■ Non-Conf,
 ■ S Site,
 ■ Home
 ■ A Away
 N Neutral

Average RPI Win:	204	WON-LOST	WINNING	LAST 10	STRENGTH OF	OPP. STRENGTH	TEAM	ADJ.	CONF.	ADJ CONF.
Average RPI Loss:	128	RECORD	PCT. RANK	GAMES	SCHEDULE	OF SCHEDULE	RPI	RPI	RPI	RPI
DIV. I ONLY	14- 6	68	0- 1	166	148	80	80	21	21	
DIV. I NON-CONF.	7- 5	132	0- 1	214	57	119	119	20	20	
TOTALS	RPI 1-25	RPI 26-50	W-L RECORDS	RPI 51-100	RPI 101-150	RPI 150+				
14- 6	0- 1	0- 0	OVERALL	1- 1	3- 2	10- 2				
7- 1	0- 0	0- 0	HOME	1- 1	1- 0	5- 0				
6- 5	0- 1	0- 0	AWAY	0- 0	2- 2	4- 2				
1- 0	0- 0	0- 0	NEUTRAL	0- 0	0- 0	1- 0				
7- 5	0- 1	0- 0	NON-CONFERENCE	1- 1	1- 2	5- 1				
3- 1	0- 0	0- 0	HOME	1- 1	0- 0	2- 0				
3- 4	0- 1	0- 0	AWAY	0- 0	1- 2	2- 1				
1- 0	0- 0	0- 0	NEUTRAL	0- 0	0- 0	1- 0				
7- 1	0- 0	0- 0	CONFERENCE	0- 0	2- 0	5- 1				
4- 0	0- 0	0- 0	HOME	0- 0	1- 0	3- 0				
3- 1	0- 0	0- 0	AWAY	0- 0	1- 0	2- 1				
0- 0	0- 0	0- 0	NEUTRAL	0- 0	0- 0	0- 0				

RPI 1-25				RPI 26-50				RPI 51-100				Team's RPI: 80	RPI 101+			
RPI	S	Opponent	Score	RPI	S	Opponent	Score	RPI	S	Opponent	Score		RPI	S	Opponent	Score
4	A	Stanford	43 71					53	H	Saint Mary's (CA)	76 74		111	A	Loyola Marymount	53 60
								81	H	Pacific	80 83		124	A	Washington St.	75 62
													144	A	CSUN	60 49
													144	H	CSUN	70 54
													145	A	Montana	56 62
													153	H	UC Irvine	80 57
													163	A	Portland St.	50 65
													169	A	UC Riverside	67 59
													225	A	San Francisco	70 68
													236	A	Sacramento St.	109 60
													242	N	Nevada	84 68
													249	H	Long Beach St.	70 50
													256	A	Cal St. Fullerton	75 39
													256	H	Cal St. Fullerton	75 51
													259	H	Southern Utah	68 45
													262	A	Hawaii	60 65
													342	H	Seattle U	76 59
LAST 12 Division I GAMES:																
				145	A	Montana	56 62					256	H	Cal St. Fullerton	75 51	
				144	H	CSUN	70 54					262	A	Hawaii	60 65	
				249	H	Long Beach St.	70 50					169	A	UC Riverside	67 59	
				256	A	Cal St. Fullerton	75 39					53	H	Saint Mary's (CA)	76 74	
				144	A	CSUN	60 49					225	A	San Francisco	70 68	
				153	H	UC Irvine	80 57					342	H	Seattle U	76 59	

Non-Div I Games: Dominican (CA) 92 42

UC Davis

■ Loss,
 ■ Non-Conf,
 ■ S Site,
 ■ H Home
 ■ A Away
 N Neutral

Average RPI Win:	259	WON-LOST	WINNING	LAST 10	STRENGTH OF	OPP. STRENGTH	TEAM	ADJ.	CONF.	ADJ CONF.
Average RPI Loss:	126	RECORD	PCT. RANK	GAMES	SCHEDULE	OF SCHEDULE	RPI	RPI	RPI	RPI
DIV. I ONLY	13- 4	44	1- 0	335	230	153	153	21	21	
DIV. I NON-CONF.	9- 2	43	0- 0	313	255	149	149	20	20	
TOTALS	RPI 1-25	RPI 26-50	W-L RECORDS	RPI 51-100	RPI 101-150	RPI 150+				
13- 4	0- 1	0- 0	OVERALL	0- 1	1- 0	12- 2				
7- 1	0- 0	0- 0	HOME	0- 0	1- 0	6- 1				
4- 3	0- 1	0- 0	AWAY	0- 1	0- 0	4- 1				
2- 0	0- 0	0- 0	NEUTRAL	0- 0	0- 0	2- 0				
9- 2	0- 1	0- 0	NON-CONFERENCE	0- 0	0- 0	9- 1				
4- 1	0- 0	0- 0	HOME	0- 0	0- 0	4- 1				
3- 1	0- 1	0- 0	AWAY	0- 0	0- 0	3- 0				
2- 0	0- 0	0- 0	NEUTRAL	0- 0	0- 0	2- 0				
4- 2	0- 0	0- 0	CONFERENCE	0- 1	1- 0	3- 1				
3- 0	0- 0	0- 0	HOME	0- 0	1- 0	2- 0				
1- 2	0- 0	0- 0	AWAY	0- 1	0- 0	1- 1				
0- 0	0- 0	0- 0	NEUTRAL	0- 0	0- 0	0- 0				

RPI 1-25				RPI 26-50				RPI 51-100				RPI 101+ Team's RPI: 153			
RPI	S	Opponent	Score	RPI	S	Opponent	Score	RPI	S	Opponent	Score	RPI	S	Opponent	Score
5	A	Oregon	69 115					80	A	UC Davis	57 80	144	H	CSUN	65 61
												163	A	Portland St.	73 68
												166	A	Portland	84 69
												169	A	UC Riverside	72 88
												172	N	Indiana St.	77 61
												211	H	UNLV	57 55
												251	H	San Diego St.	70 78
												259	H	Southern Utah	75 58
												274	H	CSU Bakersfield	85 78
												306	H	UC Santa Barbara	74 68
												324	A	Cal Poly	75 59
												324	H	Cal Poly	73 57
												327	A	San Jose St.	74 66
												342	H	Seattle U	65 60
												351	N	LIU Brooklyn	84 71
LAST 12 Division I GAMES:															
306	H	UC Santa Barbara	74 68	342	H	Seattle U	65 60								
324	H	Cal Poly	73 57	5	A	Oregon	69 115								
80	A	UC Davis	57 80	163	A	Portland St.	73 68								
169	A	UC Riverside	72 88	166	A	Portland	84 69								
144	H	CSUN	65 61	251	H	San Diego St.	70 78								
324	A	Cal Poly	75 59	327	A	San Jose St.	74 66								

Non-Div I Games: LIFE Pacific 105 31

UC Irvine

■ Loss,
 ■ Non-Conf,
 ■ S Site,
 ■ Home
 ■ A Away
 N Neutral

UC Riverside

Through Games Of Feb. 5, 2019

Average RPI Win:	235	WON-LOST	WINNING	LAST 10	STRENGTH OF	OPP. STRENGTH	TEAM	ADJ.	CONF.	ADJ CONF.
Average RPI Loss:	128	RECORD	PCT. RANK	GAMES	SCHEDULE	OF SCHEDULE	RPI	RPI	RPI	RPI
DIV. I ONLY	10- 11	178	1- 0	170	173	169	169	21	21	
DIV. I NON-CONF.	6- 8	199	1- 0	137	158	163	163	20	20	
TOTALS	RPI 1-25	RPI 26-50	W-L RECORDS	RPI 51-100	RPI 101-150	RPI 150+				
10- 11	0- 2	0- 1	OVERALL	0- 3	0- 1	10- 4				
5- 2	0- 0	0- 0	HOME	0- 1	0- 0	5- 1				
4- 6	0- 0	0- 1	AWAY	0- 2	0- 1	4- 2				
1- 3	0- 2	0- 0	NEUTRAL	0- 0	0- 0	1- 1				
6- 8	0- 2	0- 1	NON-CONFERENCE	0- 2	0- 0	6- 3				
3- 0	0- 0	0- 0	HOME	0- 0	0- 0	3- 0				
2- 5	0- 0	0- 1	AWAY	0- 2	0- 0	2- 2				
1- 3	0- 2	0- 0	NEUTRAL	0- 0	0- 0	1- 1				
4- 3	0- 0	0- 0	CONFERENCE	0- 1	0- 1	4- 1				
2- 2	0- 0	0- 0	HOME	0- 1	0- 0	2- 1				
2- 1	0- 0	0- 0	AWAY	0- 0	0- 1	2- 0				
0- 0	0- 0	0- 0	NEUTRAL	0- 0	0- 0	0- 0				

RPI 1-25				RPI 26-50				RPI 51-100				RPI 101+ Team's RPI: 169			
RPI	S	Opponent	Score	RPI	S	Opponent	Score	RPI	S	Opponent	Score	RPI	S	Opponent	Score
5	N	Oregon	44 94	32	A	BYU	70 72	52	A	Southern California	55 73	144	A	CSUN	56 69
18	N	Texas A&M	63 70					80	H	UC Davis	59 67	153	H	UC Irvine	88 72
								86	A	Oklahoma St.	51 76	160	H	New Mexico St.	65 64
												182	H	Coastal Caro.	62 43
												190	N	Milwaukee	54 56
												197	N	Eastern Wash.	57 45
												249	A	Long Beach St.	73 59
												249	H	Long Beach St.	45 63
												259	H	Southern Utah	56 50
												262	A	Hawaii	60 55
												269	A	Utah Valley	53 56
												274	A	CSU Bakersfield	79 67
												287	A	California Baptist	57 65
												306	H	UC Santa Barbara	73 60
												308	A	Weber St.	71 39
LAST 12 Division I GAMES:															
259	H	Southern Utah	56 50	249	H	Long Beach St.	45 63								
306	H	UC Santa Barbara	73 60	80	H	UC Davis	59 67								
262	A	Hawaii	60 55	274	A	CSU Bakersfield	79 67								
249	A	Long Beach St.	73 59	160	H	New Mexico St.	65 64								
144	A	CSUN	56 69	269	A	Utah Valley	53 56								
153	H	UC Irvine	88 72	308	A	Weber St.	71 39								

Non-Div I Games:

UC Riverside

■ Loss,
 ■ Non-Conf,
 ■ S Site,
 ■ Home
 ■ A Away
 N Neutral

Average RPI Win:	267	WON-LOST	WINNING	LAST 10	STRENGTH OF	OPP. STRENGTH	TEAM	ADJ.	CONF.	ADJ CONF.
Average RPI Loss:	177	RECORD	PCT. RANK	GAMES	SCHEDULE	OF SCHEDULE	RPI	RPI	RPI	RPI
DIV. I ONLY	4- 16	314	1- 0	221	246	306	306	21	21	
DIV. I NON-CONF.	3- 10	278	1- 0	187	235	281	281	20	20	
TOTALS	RPI 1-25	RPI 26-50	W-L RECORDS	RPI 51-100	RPI 101-150	RPI 150+				
4- 16	0- 0	0- 1	OVERALL	0- 3	0- 2	4- 10				
2- 7	0- 0	0- 0	HOME	0- 1	0- 1	2- 5				
1- 9	0- 0	0- 1	AWAY	0- 2	0- 1	1- 5				
1- 0	0- 0	0- 0	NEUTRAL	0- 0	0- 0	1- 0				
3- 10	0- 0	0- 1	NON-CONFERENCE	0- 3	0- 1	3- 5				
1- 5	0- 0	0- 0	HOME	0- 1	0- 1	1- 3				
1- 5	0- 0	0- 1	AWAY	0- 2	0- 0	1- 2				
1- 0	0- 0	0- 0	NEUTRAL	0- 0	0- 0	1- 0				
1- 6	0- 0	0- 0	CONFERENCE	0- 0	0- 1	1- 5				
1- 2	0- 0	0- 0	HOME	0- 0	0- 0	1- 2				
0- 4	0- 0	0- 0	AWAY	0- 0	0- 1	0- 3				
0- 0	0- 0	0- 0	NEUTRAL	0- 0	0- 0	0- 0				

RPI	S	Opponent	Score	RPI	S	Opponent	Score	RPI	S	Opponent	Score	RPI	S	Opponent	Score	Team's RPI: 306
27	A	California	45 69	52	A	Southern California	39 82	111	H	Loyola Marymount	57 70	144	A	CSUN	65 73	
				53	H	Saint Mary's (CA)	55 80	153	A	UC Irvine	68 74	160	H	New Mexico St.	73 81	
				81	A	Pacific	53 69	169	A	UC Riverside	60 73	211	A	UNLV	51 69	
								226	N	Dartmouth	62 56	249	H	Long Beach St.	60 54	
								251	A	San Diego St.	63 58	256	H	Cal St. Fullerton	52 59	
								262	H	Hawaii	35 47	269	A	Utah Valley	54 63	
								274	H	CSU Bakersfield	48 56	287	H	California Baptist	64 76	
								324	A	Cal Poly	67 75	340	H	Grand Canyon	66 55	
LAST 12 Division I GAMES:																
226	N	Dartmouth	62 56	324	A	Cal Poly	67 75									
169	A	UC Riverside	60 73	144	A	CSUN	65 73									
153	A	UC Irvine	68 74	160	H	New Mexico St.	73 81									
262	H	Hawaii	35 47	251	A	San Diego St.	63 58									
256	H	Cal St. Fullerton	52 59	287	H	California Baptist	64 76									
249	H	Long Beach St.	60 54	27	A	California	45 69									

Non-Div I Games:

UC Santa Barbara

■ Loss,
 ■ Non-Conf,
 ■ S Site,
 ■ H Home
 ■ A Away
 N Neutral

Average RPI Win:	154	WON-LOST	WINNING	LAST 10	STRENGTH OF	OPP. STRENGTH	TEAM	ADJ.	CONF.	ADJ CONF.
Average RPI Loss:	12	RECORD	PCT. RANK	GAMES	SCHEDULE	OF SCHEDULE	RPI	RPI	RPI	RPI
DIV. I ONLY	19- 3	12	1- 0	57	71	14	14	9	9	
DIV. I NON-CONF.	11- 2	31	0- 0	50	37	14	14	9	9	
TOTALS	RPI 1-25	RPI 26-50	W-L RECORDS	RPI 51-100	RPI 101-150	RPI 150+				
19- 3	0- 3	1- 0	OVERALL	3- 0	3- 0	12- 0				
9- 0	0- 0	1- 0	HOME	2- 0	2- 0	4- 0				
9- 2	0- 2	0- 0	AWAY	1- 0	1- 0	7- 0				
1- 1	0- 1	0- 0	NEUTRAL	0- 0	0- 0	1- 0				
11- 2	0- 2	1- 0	NON-CONFERENCE	2- 0	2- 0	6- 0				
4- 0	0- 0	1- 0	HOME	1- 0	1- 0	1- 0				
6- 1	0- 1	0- 0	AWAY	1- 0	1- 0	4- 0				
1- 1	0- 1	0- 0	NEUTRAL	0- 0	0- 0	1- 0				
8- 1	0- 1	0- 0	CONFERENCE	1- 0	1- 0	6- 0				
5- 0	0- 0	0- 0	HOME	1- 0	1- 0	3- 0				
3- 1	0- 1	0- 0	AWAY	0- 0	0- 0	3- 0				
0- 0	0- 0	0- 0	NEUTRAL	0- 0	0- 0	0- 0				

RPI 1-25				Team's RPI: 14	RPI 26-50				RPI 51-100				RPI 101+			
RPI	S	Opponent	Score		RPI	S	Opponent	Score	RPI	S	Opponent	Score	RPI	S	Opponent	Score
6	A	UConn	57	93	41	H	Villanova	71 56	62	A	Quinnipiac	47 45	112	H	Houston	58 56
10	N	Syracuse	52	57					81	H	Pacific	64 57	123	A	Pittsburgh	61 58
21	A	Central Mich.	68	75					89	H	Cincinnati	56 55	130	H	Chattanooga	75 37
													151	A	Duquesne	71 63
													152	A	South Fla.	62 49
													152	H	South Fla.	66 63
													157	A	Mercer	76 42
													161	H	Tulsa	60 44
													164	A	Delaware	71 60
													203	H	SMU	55 43
													212	A	Stetson	78 55
													213	A	Memphis	68 55
													216	A	East Carolina	61 58
													241	N	Liberty	53 45
													260	H	Richmond	70 48
LAST 12 Division I GAMES:																
152	H	South Fla.	66	63	89	H	Cincinnati	56	55							
112	H	Houston	58	56	152	A	South Fla.	62	49							
6	A	UConn	57	93	213	A	Memphis	68	55							
216	A	East Carolina	61	58	62	A	Quinnipiac	47	45							
203	H	SMU	55	43	10	N	Syracuse	52	57							
161	H	Tulsa	60	44	241	N	Liberty	53	45							

Non-Div I Games:

UCF

■ Loss,
■ Non-Conf,
■ S Site,
■ H Home
■ A Away
N Neutral

Average RPI Win:	119	WON-LOST	WINNING	LAST 10	STRENGTH OF	OPP. STRENGTH	TEAM	ADJ.	CONF.	ADJ CONF.
Average RPI Loss:	49	RECORD	PCT. RANK	GAMES	SCHEDULE	OF SCHEDULE	RPI	RPI	RPI	RPI
DIV. I ONLY	13- 9	122	1- 0	20	12	49	49	2	2	
DIV. I NON-CONF.	7- 5	132	0- 0	56	53	101	101	2	2	
TOTALS	RPI 1-25	RPI 26-50	W-L RECORDS	RPI 51-100	RPI 101-150	RPI 150+				
13- 9	1- 3	2- 3	OVERALL	3- 1	5- 1	2- 1				
8- 4	0- 1	1- 2	HOME	1- 1	5- 0	1- 0				
5- 2	1- 1	1- 0	AWAY	2- 0	0- 1	1- 0				
0- 3	0- 1	0- 1	NEUTRAL	0- 0	0- 0	0- 1				
7- 5	0- 1	1- 2	NON-CONFERENCE	1- 0	3- 1	2- 1				
6- 1	0- 0	1- 1	HOME	1- 0	3- 0	1- 0				
1- 1	0- 0	0- 0	AWAY	0- 0	0- 1	1- 0				
0- 3	0- 1	0- 1	NEUTRAL	0- 0	0- 0	0- 1				
6- 4	1- 2	1- 1	CONFERENCE	2- 1	2- 0	0- 0				
2- 3	0- 1	0- 1	HOME	0- 1	2- 0	0- 0				
4- 1	1- 1	1- 0	AWAY	2- 0	0- 0	0- 0				
0- 0	0- 0	0- 0	NEUTRAL	0- 0	0- 0	0- 0				

RPI 1-25				RPI 26-50				Team's RPI: 49	RPI 51-100				RPI 101+			
RPI	S	Opponent	Score	RPI	S	Opponent	Score		RPI	S	Opponent	Score	RPI	S	Opponent	Score
4	A	Stanford	80 86	27	A	California	84 79		52	A	Southern California	72 65	107	H	Georgia	80 69
5	H	Oregon	52 72	31	H	Oregon St.	73 83		52	H	Southern California	67 72	109	H	Seton Hall	78 62
17	A	Arizona St.	61 59	33	H	Indiana	65 67		72	A	Arizona	98 93	111	A	Loyola Marymount	63 69
22	N	North Carolina	49 83	34	N	Kentucky	74 75		86	H	Oklahoma St.	71 59	124	H	Washington St.	83 56
				37	H	Rice	59 50						128	H	Fresno St.	89 80
													135	H	Washington	76 60
													152	N	South Fla.	56 60
													324	H	Cal Poly	81 35
													331	A	UIC	78 47
LAST 12 Division I GAMES:																
135	H	Washington	76 60	31	H	Oregon St.	73 83									
124	H	Washington St.	83 56	4	A	Stanford	80 86									
72	A	Arizona	98 93	27	A	California	84 79									
17	A	Arizona St.	61 59	52	A	Southern California	72 65									
52	H	Southern California	67 72	324	H	Cal Poly	81 35									
5	H	Oregon	52 72	331	A	UIC	78 47									

Non-Div I Games:

UCLA

■ Loss,
 ■ Non-Conf, S Site,
 ■ Home
 ■ Away
 N Neutral

Average RPI Win:	112	WON-LOST	WINNING	LAST 10	STRENGTH OF	OPP. STRENGTH	TEAM	ADJ.	CONF.	ADJ CONF.
Average RPI Loss:	3	RECORD	PCT. RANK	GAMES	SCHEDULE	OF SCHEDULE	RPI	RPI	RPI	RPI
DIV. I ONLY	19- 2	9	1- 0	31	3	6	6	9	9	
DIV. I NON-CONF.	11- 2	31	0- 0	31	1	8	8	9	9	
TOTALS	RPI 1-25	RPI 26-50	W-L RECORDS	RPI 51-100	RPI 101-150	RPI 150+				
19- 2	2- 2	3- 0	OVERALL	2- 0	6- 0	6- 0				
7- 0	1- 0	1- 0	HOME	1- 0	2- 0	2- 0				
8- 2	1- 2	1- 0	AWAY	1- 0	3- 0	2- 0				
4- 0	0- 0	1- 0	NEUTRAL	0- 0	1- 0	2- 0				
11- 2	1- 2	3- 0	NON-CONFERENCE	0- 0	4- 0	3- 0				
3- 0	0- 0	1- 0	HOME	0- 0	2- 0	0- 0				
4- 2	1- 2	1- 0	AWAY	0- 0	1- 0	1- 0				
4- 0	0- 0	1- 0	NEUTRAL	0- 0	1- 0	2- 0				
8- 0	1- 0	0- 0	CONFERENCE	2- 0	2- 0	3- 0				
4- 0	1- 0	0- 0	HOME	1- 0	0- 0	2- 0				
4- 0	0- 0	0- 0	AWAY	1- 0	2- 0	1- 0				
0- 0	0- 0	0- 0	NEUTRAL	0- 0	0- 0	0- 0				

RPI 1-25				RPI 26-50				RPI 51-100				RPI 101+			
RPI	S	Opponent	Score	RPI	S	Opponent	Score	RPI	S	Opponent	Score	RPI	S	Opponent	Score
1	A	Notre Dame	89 71	27	A	California	76 66	89	A	Cincinnati	65 55	109	H	Seton Hall	99 61
2	A	Baylor	57 68	38	H	DePaul	99 63	89	H	Cincinnati	82 38	110	H	Ohio St.	85 53
3	A	Louisville	69 78	44	N	Purdue	86 40					112	A	Houston	81 61
14	H	UCF	93 57									122	A	Tulane	75 33
												126	N	St. John's (NY)	65 55
												148	A	Oklahoma	72 63
												152	H	South Fla.	63 46
												173	N	Vanderbilt	80 42
												179	A	Temple	88 67
												196	A	Saint Louis	98 42
												200	N	Ole Miss	90 50
												203	H	SMU	79 39
LAST 12 Division I GAMES:															
89	A	Cincinnati	65 55	152	H	South Fla.	63 46								
3	A	Louisville	69 78	89	H	Cincinnati	82 38								
14	H	UCF	93 57	112	A	Houston	81 61								
203	H	SMU	79 39	2	A	Baylor	57 68								
179	A	Temple	88 67	27	A	California	76 66								
122	A	Tulane	75 33	148	A	Oklahoma	72 63								

Non-Div I Games:

UConn

■ Loss,
 ■ Non-Conf, S Site,
 ■ Home
 ■ Away
 N Neutral

Average RPI Win:	312	WON-LOST	WINNING	LAST 10	STRENGTH OF	OPP. STRENGTH	TEAM	ADJ.	CONF.	ADJ CONF.
Average RPI Loss:	172	RECORD	PCT. RANK	GAMES	SCHEDULE	OF SCHEDULE	RPI	RPI	RPI	RPI
DIV. I ONLY	3- 19	330	0- 1	253	210	331	331	20	20	
DIV. I NON-CONF.	2- 9	297	0- 0	239	220	308	308	17	17	
TOTALS	RPI 1-25	RPI 26-50	W-L RECORDS	RPI 51-100	RPI 101-150	RPI 150+				
3- 19	0- 1	0- 1	OVERALL	0- 5	0- 2	3- 10				
2- 6	0- 0	0- 1	HOME	0- 2	0- 0	2- 3				
1- 11	0- 1	0- 0	AWAY	0- 3	0- 2	1- 5				
0- 2	0- 0	0- 0	NEUTRAL	0- 0	0- 0	0- 2				
2- 9	0- 1	0- 1	NON-CONFERENCE	0- 2	0- 0	2- 5				
1- 3	0- 0	0- 1	HOME	0- 1	0- 0	1- 1				
1- 4	0- 1	0- 0	AWAY	0- 1	0- 0	1- 2				
0- 2	0- 0	0- 0	NEUTRAL	0- 0	0- 0	0- 2				
1- 10	0- 0	0- 0	CONFERENCE	0- 3	0- 2	1- 5				
1- 3	0- 0	0- 0	HOME	0- 1	0- 0	1- 2				
0- 7	0- 0	0- 0	AWAY	0- 2	0- 2	0- 3				
0- 0	0- 0	0- 0	NEUTRAL	0- 0	0- 0	0- 0				

RPI 1-25				RPI 26-50				RPI 51-100				RPI 101+ Team's RPI: 331			
RPI	S	Opponent	Score	RPI	S	Opponent	Score	RPI	S	Opponent	Score	RPI	S	Opponent	Score
8	A	Marquette	32 96	49	H	UCLA	47 78	55	H	Miami (OH)	56 65	125	A	Youngstown St.	29 81
								73	A	Green Bay	32 62	134	A	IUPUI	43 71
								84	A	Wright St.	47 72	172	A	Indiana St.	53 60
								84	H	Wright St.	46 79	189	A	Eastern Mich.	38 52
								87	A	Northwestern	44 87	190	A	Milwaukee	53 72
												228	H	Loyola Chicago	60 75
												270	A	Cleveland St.	53 71
												281	A	Northern Ky.	44 78
												281	H	Northern Ky.	49 67
												294	H	Valparaiso	75 65
												304	H	Oakland	69 65
												305	N	Jackson St.	57 72
												318	N	Fairfield	60 68
												329	H	Detroit Mercy	36 42
												338	A	Evansville	62 54
LAST 12 Division I GAMES:															
281	A	Northern Ky.	44 78	304	H	Oakland	69 65								
84	A	Wright St.	47 72	270	A	Cleveland St.	53 71								
190	A	Milwaukee	53 72	125	A	Youngstown St.	29 81								
73	A	Green Bay	32 62	84	H	Wright St.	46 79								
134	A	IUPUI	43 71	281	H	Northern Ky.	49 67								
329	H	Detroit Mercy	36 42	305	N	Jackson St.	57 72								

Non-Div I Games:

UIC

■ Loss,
 ■ Non-Conf,
 S Site,
 ■ Home
 ■ Away
 N Neutral

Average RPI Win:	303	WON-LOST	WINNING	LAST 10	STRENGTH OF	OPP. STRENGTH	TEAM	ADJ.	CONF.	ADJ CONF.
Average RPI Loss:	178	RECORD	PCT. RANK	GAMES	SCHEDULE	OF SCHEDULE	RPI	RPI	RPI	RPI
DIV. I ONLY	5- 13	289	0- 1	302	233	303	303	23	23	
DIV. I NON-CONF.	4- 6	212	0- 0	302	229	274	274	24	24	
TOTALS	RPI 1-25	RPI 26-50	W-L RECORDS	RPI 51-100	RPI 101-150	RPI 150+				
5- 13	0- 1	0- 0	OVERALL	0- 3	0- 1	5- 8				
1- 7	0- 0	0- 0	HOME	0- 1	0- 1	1- 5				
2- 6	0- 1	0- 0	AWAY	0- 2	0- 0	2- 3				
2- 0	0- 0	0- 0	NEUTRAL	0- 0	0- 0	2- 0				
4- 6	0- 1	0- 0	NON-CONFERENCE	0- 1	0- 1	4- 3				
0- 4	0- 0	0- 0	HOME	0- 0	0- 1	0- 3				
2- 2	0- 1	0- 0	AWAY	0- 1	0- 0	2- 0				
2- 0	0- 0	0- 0	NEUTRAL	0- 0	0- 0	2- 0				
1- 7	0- 0	0- 0	CONFERENCE	0- 2	0- 0	1- 5				
1- 3	0- 0	0- 0	HOME	0- 1	0- 0	1- 2				
0- 4	0- 0	0- 0	AWAY	0- 1	0- 0	0- 3				
0- 0	0- 0	0- 0	NEUTRAL	0- 0	0- 0	0- 0				

RPI 1-25				RPI 26-50				RPI 51-100				RPI 101+ Team's RPI: 303			
RPI	S	Opponent	Score	RPI	S	Opponent	Score	RPI	S	Opponent	Score	RPI	S	Opponent	Score
20	A	Maryland	61 92					77	A	Maine	44 84	121	H	Towson	62 71
								96	H	Hartford	52 66	165	A	Stony Brook	44 57
								99	A	American	42 64	178	H	UMES	67 73
												238	A	Albany (NY)	44 64
												245	A	Binghamton	45 67
												246	H	Mt. St. Mary's	52 65
												250	H	Hofstra	42 45
												273	H	Vermont	44 58
												276	N	UTSA	72 58
												295	N	Kennesaw St.	57 53
												301	A	Morgan St.	73 68
												307	H	UMass Lowell	55 67
												317	A	Coppin St.	57 52
												328	H	New Hampshire	64 62
LAST 12 Division I GAMES:															
165	A	Stony Brook	44 57	96	H	Hartford	52 66								
328	H	New Hampshire	64 62	77	A	Maine	44 84								
273	H	Vermont	44 58	178	H	UMES	67 73								
238	A	Albany (NY)	44 64	301	A	Morgan St.	73 68								
245	A	Binghamton	45 67	250	H	Hofstra	42 45								
307	H	UMass Lowell	55 67	246	H	Mt. St. Mary's	52 65								

Non-Div I Games: Notre Dame (MD) 81 43 Eastern 81 42 Gettysburg 65 51

UMBC

Loss, Non-Conf, S Site, H Home A Away N Neutral

Average RPI Win:	287	WON-LOST	WINNING	LAST 10	STRENGTH OF	OPP. STRENGTH	TEAM	ADJ.	CONF.	ADJ CONF.
Average RPI Loss:	150	RECORD	PCT. RANK	GAMES	SCHEDULE	OF SCHEDULE	RPI	RPI	RPI	RPI
DIV. I ONLY	11- 10	154	1- 0	256	318	178	178	32	32	
DIV. I NON-CONF.	2- 9	297	0- 0	203	89	247	247	32	32	
TOTALS	RPI 1-25	RPI 26-50	W-L RECORDS	RPI 51-100	RPI 101-150	RPI 150+				
11- 10	0- 2	0- 1	OVERALL	0- 2	0- 0	11- 5				
4- 2	0- 1	0- 0	HOME	0- 0	0- 0	4- 1				
7- 8	0- 1	0- 1	AWAY	0- 2	0- 0	7- 4				
0- 0	0- 0	0- 0	NEUTRAL	0- 0	0- 0	0- 0				
2- 9	0- 2	0- 1	NON-CONFERENCE	0- 2	0- 0	2- 4				
0- 1	0- 1	0- 0	HOME	0- 0	0- 0	0- 0				
2- 8	0- 1	0- 1	AWAY	0- 2	0- 0	2- 4				
0- 0	0- 0	0- 0	NEUTRAL	0- 0	0- 0	0- 0				
9- 1	0- 0	0- 0	CONFERENCE	0- 0	0- 0	9- 1				
4- 1	0- 0	0- 0	HOME	0- 0	0- 0	4- 1				
5- 0	0- 0	0- 0	AWAY	0- 0	0- 0	5- 0				
0- 0	0- 0	0- 0	NEUTRAL	0- 0	0- 0	0- 0				

RPI 1-25				RPI 26-50				RPI 51-100				RPI 101+ Team's RPI: 178			
RPI	S	Opponent	Score	RPI	S	Opponent	Score	RPI	S	Opponent	Score	RPI	S	Opponent	Score
10	A	Syracuse	51 96	26	A	Miami (FL)	53 71	92	A	Georgetown	55 74	203	A	George Mason	49 70
25	H	Buffalo	63 69					97	A	Wake Forest	67 78	216	A	East Carolina	69 84
												221	A	Howard	80 73
												221	H	Howard	80 72
												233	H	N.C. A&T	49 51
												246	A	Mt. St. Mary's	86 73
												260	A	Richmond	55 57
												266	A	Norfolk St.	59 43
												267	A	Bethune-Cookman	64 52
												290	H	South Carolina St.	63 43
												301	A	Morgan St.	73 68
												303	A	UMBC	73 67
												341	A	Longwood	71 83
												343	H	N.C. Central	59 49
												348	H	Savannah St.	78 46
												349	A	Florida A&M	68 36
LAST 12 Division I GAMES:															
348	H	Savannah St.	78 46	233	H	N.C. A&T	49 51								
290	H	South Carolina St.	63 43	343	H	N.C. Central	59 49								
221	A	Howard	80 73	221	H	Howard	80 72								
266	A	Norfolk St.	59 43	301	A	Morgan St.	73 68								
267	A	Bethune-Cookman	64 52	303	A	UMBC	73 67								
349	A	Florida A&M	68 36	203	A	George Mason	49 70								

Non-Div I Games: Regent 72 16 Cheyney 88 39

UMES

Loss, Non-Conf, S Site, H Home A Away N Neutral

Average RPI Win:	280	WON-LOST	WINNING	LAST 10	STRENGTH OF	OPP. STRENGTH	TEAM	ADJ.	CONF.	ADJ CONF.
Average RPI Loss:	157	RECORD	PCT. RANK	GAMES	SCHEDULE	OF SCHEDULE	RPI	RPI	RPI	RPI
DIV. I ONLY	9- 10	188	0- 1	276	302	220	220	30	30	
DIV. I NON-CONF.	4- 7	228	0- 0	155	230	207	207	30	30	
TOTALS	RPI 1-25	RPI 26-50	W-L RECORDS	RPI 51-100	RPI 101-150	RPI 150+				
9- 10	0- 0	0- 1	OVERALL	0- 2	0- 0	9- 7				
3- 5	0- 0	0- 0	HOME	0- 0	0- 0	3- 5				
6- 5	0- 0	0- 1	AWAY	0- 2	0- 0	6- 2				
0- 0	0- 0	0- 0	NEUTRAL	0- 0	0- 0	0- 0				
4- 7	0- 0	0- 1	NON-CONFERENCE	0- 2	0- 0	4- 4				
2- 2	0- 0	0- 0	HOME	0- 0	0- 0	2- 2				
2- 5	0- 0	0- 1	AWAY	0- 2	0- 0	2- 2				
0- 0	0- 0	0- 0	NEUTRAL	0- 0	0- 0	0- 0				
5- 3	0- 0	0- 0	CONFERENCE	0- 0	0- 0	5- 3				
1- 3	0- 0	0- 0	HOME	0- 0	0- 0	1- 3				
4- 0	0- 0	0- 0	AWAY	0- 0	0- 0	4- 0				
0- 0	0- 0	0- 0	NEUTRAL	0- 0	0- 0	0- 0				

RPI 1-25				RPI 26-50				RPI 51-100				RPI 101+				Team's RPI: 220	
RPI	S	Opponent	Score	RPI	S	Opponent	Score	RPI	S	Opponent	Score	RPI	S	Opponent	Score		
				36	A	Missouri	59 66	59	A	Kansas St.	50 61	159	H	Louisiana Tech	80 70		
								94	A	Kansas	55 67	160	H	New Mexico St.	86 90		
												167	A	Denver	75 92		
												183	A	Oral Roberts	64 75		
												185	H	Illinois St.	55 62		
												203	H	George Mason	84 91		
												209	H	UTRGV	56 75		
												228	A	Loyola Chicago	88 74		
												235	H	SIUE	80 75		
												269	A	Utah Valley	68 64		
												274	H	CSU Bakersfield	57 67		
												287	A	California Baptist	78 74		
												311	A	North Dakota St.	69 59		
												340	H	Grand Canyon	73 45		
												342	A	Seattle U	86 62		
												345	A	Chicago St.	111 58		
LAST 12 Division I GAMES:																	
				209	H	UTRGV	56 75	287	A	California Baptist	78 74						
				160	H	New Mexico St.	86 90	345	A	Chicago St.	111 58						
				342	A	Seattle U	86 62	185	H	Illinois St.	55 62						
				269	A	Utah Valley	68 64	159	H	Louisiana Tech	80 70						
				340	H	Grand Canyon	73 45	235	H	SIUE	80 75						
				274	H	CSU Bakersfield	57 67	228	A	Loyola Chicago	88 74						

Non-Div I Games: Peru St. 98 62 Mo.-St. Louis 92 63

UMKC

Loss, Non-Conf, S Site, H Home A Away N Neutral

Average RPI Win:	291	WON-LOST	WINNING	LAST 10	STRENGTH OF	OPP. STRENGTH	TEAM	ADJ.	CONF.	ADJ CONF.
Average RPI Loss:	200	RECORD	PCT. RANK	GAMES	SCHEDULE	OF SCHEDULE	RPI	RPI	RPI	RPI
DIV. I ONLY	5- 16	304	0- 1	287	311	307	307	23	23	
DIV. I NON-CONF.	3- 9	271	0- 0	289	334	305	305	24	24	
TOTALS	RPI 1-25	RPI 26-50	W-L RECORDS	RPI 51-100	RPI 101-150	RPI 150+				
5- 16	0- 0	0- 1	OVERALL	0- 2	0- 2	5- 11				
2- 6	0- 0	0- 0	HOME	0- 1	0- 1	2- 4				
3- 10	0- 0	0- 1	AWAY	0- 1	0- 1	3- 7				
0- 0	0- 0	0- 0	NEUTRAL	0- 0	0- 0	0- 0				
3- 9	0- 0	0- 1	NON-CONFERENCE	0- 0	0- 2	3- 6				
1- 3	0- 0	0- 0	HOME	0- 0	0- 1	1- 2				
2- 6	0- 0	0- 1	AWAY	0- 0	0- 1	2- 4				
0- 0	0- 0	0- 0	NEUTRAL	0- 0	0- 0	0- 0				
2- 7	0- 0	0- 0	CONFERENCE	0- 2	0- 0	2- 5				
1- 3	0- 0	0- 0	HOME	0- 1	0- 0	1- 2				
1- 4	0- 0	0- 0	AWAY	0- 1	0- 0	1- 3				
0- 0	0- 0	0- 0	NEUTRAL	0- 0	0- 0	0- 0				

RPI	S	Opponent	Score	RPI	S	Opponent	Score	RPI	S	Opponent	Score	RPI	S	Opponent	Score	Team's RPI: 307
45	A	Butler	36 89	77	A	Maine	45 79	102	H	Providence	47 71	109	A	Seton Hall	57 90	
				96	H	Hartford	44 66	165	A	Stony Brook	56 76	207	A	Massachusetts	62 59	
								210	A	Holy Cross	54 63	226	A	Dartmouth	54 70	
								231	H	Colgate	52 61	238	A	Albany (NY)	56 63	
								245	H	Binghamton	50 70	248	A	Cornell	54 63	
								273	A	Vermont	42 52	273	H	Vermont	54 51	
								299	H	Bryant	57 58	301	A	Morgan St.	49 61	
								303	A	UMBC	67 55	320	H	Saint Peter's	59 57	
								328	H	New Hampshire	53 56	351	A	LIU Brooklyn	69 64	
LAST 12 Division I GAMES:																
273	A	Vermont	42 52	328	H	New Hampshire	53 56									
77	A	Maine	45 79	165	A	Stony Brook	56 76									
245	H	Binghamton	50 70	273	H	Vermont	54 51									
96	H	Hartford	44 66	301	A	Morgan St.	49 61									
238	A	Albany (NY)	56 63	207	A	Massachusetts	62 59									
303	A	UMBC	67 55	226	A	Dartmouth	54 70									

Non-Div I Games: Fisher 79 45

UMass Lowell

■ Loss,
 ■ Non-Conf,
 ■ S Site,
 ■ H Home
 ■ A Away
 N Neutral

UNC Asheville

Through Games Of Feb. 5, 2019

Average RPI Win:	266	WON-LOST	WINNING	LAST 10	STRENGTH OF	OPP. STRENGTH	TEAM	ADJ.	CONF.	ADJ CONF.
Average RPI Loss:	170	RECORD	PCT. RANK	GAMES	SCHEDULE	OF SCHEDULE	RPI	RPI	RPI	RPI
DIV. I ONLY	10- 10	159	0- 1	212	333	195	195	28	28	
DIV. I NON-CONF.	4- 6	212	0- 0	119	306	200	200	29	29	
TOTALS	RPI 1-25	RPI 26-50	W-L RECORDS	RPI 51-100	RPI 101-150	RPI 150+				
10- 10	0- 0	0- 0	OVERALL	0- 2	2- 2	8- 6				
8- 1	0- 0	0- 0	HOME	0- 0	2- 0	6- 1				
2- 9	0- 0	0- 0	AWAY	0- 2	0- 2	2- 5				
0- 0	0- 0	0- 0	NEUTRAL	0- 0	0- 0	0- 0				
4- 6	0- 0	0- 0	NON-CONFERENCE	0- 2	1- 1	3- 3				
4- 0	0- 0	0- 0	HOME	0- 0	1- 0	3- 0				
0- 6	0- 0	0- 0	AWAY	0- 2	0- 1	0- 3				
0- 0	0- 0	0- 0	NEUTRAL	0- 0	0- 0	0- 0				
6- 4	0- 0	0- 0	CONFERENCE	0- 0	1- 1	5- 3				
4- 1	0- 0	0- 0	HOME	0- 0	1- 0	3- 1				
2- 3	0- 0	0- 0	AWAY	0- 0	0- 1	2- 2				
0- 0	0- 0	0- 0	NEUTRAL	0- 0	0- 0	0- 0				

RPI 1-25				RPI 26-50				RPI 51-100				RPI 101+ Team's RPI: 195					
RPI	S	Opponent	Score	RPI	S	Opponent	Score	RPI	S	Opponent	Score	RPI	S	Opponent	Score		
								58	A	Middle Tenn.	46	67	116	A	Radford	46	60
								63	A	Tennessee	46	73	127	H	High Point	67	56
													133	H	Davidson	69	56
													142	A	Tennessee Tech	53	60
													157	A	Mercer	47	61
													162	A	Charlotte	53	70
													192	H	Hampton	58	61
													244	A	Furman	47	58
													247	H	ETSU	56	55
													253	H	Campbell	60	52
													255	A	Gardner-Webb	59	69
													268	H	Winthrop	70	36
													284	H	Wofford	60	46
													315	A	Charleston So.	59	70
													334	A	Presbyterian	52	43
													335	H	Western Caro.	74	49
													337	A	USC Upstate	93	86
													341	H	Longwood	80	55
LAST 12 Division I GAMES:																	
				315	A	Charleston So.	59	70		253	H	Campbell	60	52			
				268	H	Winthrop	70	36		255	A	Gardner-Webb	59	69			
				334	A	Presbyterian	52	43		192	H	Hampton	58	61			
				341	H	Longwood	80	55		116	A	Radford	46	60			
				127	H	High Point	67	56		157	A	Mercer	47	61			
				337	A	USC Upstate	93	86		58	A	Middle Tenn.	46	67			

Non-Div I Games: Warren Wilson 92 31

UNC Asheville

■ Loss,
 ■ Non-Conf,
 ■ S Site,
 ■ H Home
 ■ A Away
 N Neutral

UNC Greensboro

Through Games Of Feb. 5, 2019

Average RPI Win:	257	WON-LOST	WINNING	LAST 10	STRENGTH OF	OPP. STRENGTH	TEAM	ADJ.	CONF.	ADJ CONF.
Average RPI Loss:	189	RECORD	PCT. RANK	GAMES	SCHEDULE	OF SCHEDULE	RPI	RPI	RPI	RPI
DIV. I ONLY	4- 14	309	0- 1	269	237	313	313	25	25	
DIV. I NON-CONF.	2- 9	297	0- 0	197	243	296	296	25	25	
TOTALS	RPI 1-25	RPI 26-50	W-L RECORDS	RPI 51-100	RPI 101-150	RPI 150+				
4- 14	0- 1	0- 0	OVERALL	0- 0	0- 4	4- 9				
3- 2	0- 0	0- 0	HOME	0- 0	0- 0	3- 2				
0- 11	0- 1	0- 0	AWAY	0- 0	0- 3	0- 7				
1- 1	0- 0	0- 0	NEUTRAL	0- 0	0- 1	1- 0				
2- 9	0- 1	0- 0	NON-CONFERENCE	0- 0	0- 3	2- 5				
1- 1	0- 0	0- 0	HOME	0- 0	0- 0	1- 1				
0- 7	0- 1	0- 0	AWAY	0- 0	0- 2	0- 4				
1- 1	0- 0	0- 0	NEUTRAL	0- 0	0- 1	1- 0				
2- 5	0- 0	0- 0	CONFERENCE	0- 0	0- 1	2- 4				
2- 1	0- 0	0- 0	HOME	0- 0	0- 0	2- 1				
0- 4	0- 0	0- 0	AWAY	0- 0	0- 1	0- 3				
0- 0	0- 0	0- 0	NEUTRAL	0- 0	0- 0	0- 0				

RPI 1-25				RPI 26-50				RPI 51-100				RPI 101+ Team's RPI: 313			
RPI	S	Opponent	Score	RPI	S	Opponent	Score	RPI	S	Opponent	Score	RPI	S	Opponent	Score
22	A	North Carolina	62 83									109	N	Seton Hall	64 71
												127	A	High Point	75 82
												130	A	Chattanooga	54 64
												138	A	Appalachian St.	65 68
												154	A	Georgia St.	63 70
												157	H	Mercer	58 71
												182	H	Coastal Caro.	71 78
												189	N	Eastern Mich.	49 44
												241	H	Liberty	48 45
												244	A	Furman	61 64
												247	A	ETSU	76 85
												253	A	Campbell	49 53
												260	A	Richmond	48 59
												261	H	Samford	55 54
												284	A	Wofford	66 93
												335	H	Western Caro.	71 59
												343	A	N.C. Central	57 66
LAST 12 Division I GAMES:															
130	A	Chattanooga	54 64	244	A	Furman	61 64								
247	A	ETSU	76 85	260	A	Richmond	48 59								
335	H	Western Caro.	71 59	182	H	Coastal Caro.	71 78								
157	H	Mercer	58 71	109	N	Seton Hall	64 71								
261	H	Samford	55 54	189	N	Eastern Mich.	49 44								
284	A	Wofford	66 93	241	H	Liberty	48 45								

Non-Div I Games: Pfeiffer 92 23 UNC Pembroke 72 32 Lees-McRae 92 36 Young Harris 62 29
 UNC Greensboro

Loss, Non-Conf, S Site, H Home A Away N Neutral

Average RPI Win:	233	WON-LOST	WINNING	LAST 10	STRENGTH OF	OPP. STRENGTH	TEAM	ADJ.	CONF.	ADJ CONF.
Average RPI Loss:	101	RECORD	PCT. RANK	GAMES	SCHEDULE	OF SCHEDULE	RPI	RPI	RPI	RPI
DIV. I ONLY	11- 7	110	1- 0	185	183	119	119	10	10	
DIV. I NON-CONF.	5- 4	139	0- 0	272	266	166	166	11	11	
TOTALS	RPI 1-25	RPI 26-50	W-L RECORDS	RPI 51-100	RPI 101-150	RPI 150+				
11- 7	0- 1	1- 1	OVERALL	1- 1	1- 3	8- 1				
8- 0	0- 0	1- 0	HOME	1- 0	1- 0	5- 0				
3- 7	0- 1	0- 1	AWAY	0- 1	0- 3	3- 1				
0- 0	0- 0	0- 0	NEUTRAL	0- 0	0- 0	0- 0				
5- 4	0- 1	0- 1	NON-CONFERENCE	0- 0	0- 2	5- 0				
3- 0	0- 0	0- 0	HOME	0- 0	0- 0	3- 0				
2- 4	0- 1	0- 1	AWAY	0- 0	0- 2	2- 0				
0- 0	0- 0	0- 0	NEUTRAL	0- 0	0- 0	0- 0				
6- 3	0- 0	1- 0	CONFERENCE	1- 1	1- 1	3- 1				
5- 0	0- 0	1- 0	HOME	1- 0	1- 0	2- 0				
1- 3	0- 0	0- 0	AWAY	0- 1	0- 1	1- 1				
0- 0	0- 0	0- 0	NEUTRAL	0- 0	0- 0	0- 0				

RPI 1-25				RPI 26-50				RPI 51-100				RPI 101+ Team's RPI: 119			
RPI	S	Opponent	Score	RPI	S	Opponent	Score	RPI	S	Opponent	Score	RPI	S	Opponent	Score
22	A	North Carolina	55 82	40	A	Ohio	72 95	85	H	Northeastern	83 70	120	A	VCU	47 58
				42	H	James Madison	66 63	90	A	Drexel	55 67	121	H	Towson	77 73
												123	A	Pittsburgh	56 60
												149	A	William & Mary	64 70
												164	A	Delaware	53 65
												198	A	Elon	75 70
												216	A	East Carolina	71 68
												250	H	Hofstra	89 54
												291	H	Col. of Charleston	71 49
												334	H	Presbyterian	63 48
												340	H	Grand Canyon	77 55
												341	H	Longwood	35 33
												343	A	N.C. Central	89 82
LAST 12 Division I GAMES:															
				85	H	Northeastern	83 70	198	A	Elon	75 70				
				250	H	Hofstra	89 54	149	A	William & Mary	64 70				
				90	A	Drexel	55 67	291	H	Col. of Charleston	71 49				
				164	A	Delaware	53 65	216	A	East Carolina	71 68				
				121	H	Towson	77 73	341	H	Longwood	35 33				
				42	H	James Madison	66 63	123	A	Pittsburgh	56 60				

Non-Div I Games: Fayetteville St. 72 54 Belmont Abbey 74 58

UNCW

Loss, Non-Conf, S Site, H Home A Away N Neutral

UNI				STRENGTH OF SCHEDULE	OPP. STRENGTH OF SCHEDULE	TEAM RPI	ADJ. RPI	CONF. RPI	ADJ CONF. RPI
Average RPI Win:	212	WON-LOST RECORD	WINNING PCT. RANK						
Average RPI Loss:	64		LAST 10 GAMES						
DIV. I ONLY	12- 8	115	0- 1	97	117	93	93	13	13
DIV. I NON-CONF.	6- 5	143	0- 1	91	52	75	75	14	14
TOTALS	RPI 1-25	RPI 26-50	W-L RECORDS	RPI 51-100	RPI 101-150	RPI 150+			
12- 8	0- 3	0- 0	OVERALL	0- 4	2- 0	10- 1			
7- 2	0- 1	0- 0	HOME	0- 1	1- 0	6- 0			
5- 5	0- 2	0- 0	AWAY	0- 2	1- 0	4- 1			
0- 1	0- 0	0- 0	NEUTRAL	0- 1	0- 0	0- 0			
6- 5	0- 2	0- 0	NON-CONFERENCE	0- 3	2- 0	4- 0			
4- 0	0- 0	0- 0	HOME	0- 0	1- 0	3- 0			
2- 4	0- 2	0- 0	AWAY	0- 2	1- 0	1- 0			
0- 1	0- 0	0- 0	NEUTRAL	0- 1	0- 0	0- 0			
6- 3	0- 1	0- 0	CONFERENCE	0- 1	0- 0	6- 1			
3- 2	0- 1	0- 0	HOME	0- 1	0- 0	3- 0			
3- 1	0- 0	0- 0	AWAY	0- 0	0- 0	3- 1			
0- 0	0- 0	0- 0	NEUTRAL	0- 0	0- 0	0- 0			

RPI 1-25				RPI 26-50				RPI 51-100 Team's RPI: 93				RPI 101+			
RPI	S	Opponent	Score	RPI	S	Opponent	Score	RPI	S	Opponent	Score	RPI	S	Opponent	Score
8	A	Marquette	61 102					59	A	Kansas St.	62 72	104	H	Creighton	65 55
13	A	Iowa	57 83					60	N	Boise St.	60 61	134	A	IUPUI	53 40
19	H	Drake	64 88					67	H	Missouri St.	58 63	155	H	Southern Ill.	65 53
								98	A	Northern Ill.	59 70	156	A	Bradley	81 78
												164	H	Delaware	79 67
												172	A	Indiana St.	71 51
												185	A	Illinois St.	64 66
												222	H	North Dakota	64 60
												228	H	Loyola Chicago	64 52
												249	A	Long Beach St.	71 64
												294	H	Valparaiso	71 52
												322	H	Omaha	79 50
												338	A	Evansville	74 46
LAST 12 Division I GAMES:															
98	A	Northern Ill.	59 70	19	H	Drake	64 88								
8	A	Marquette	61 102	228	H	Loyola Chicago	64 52								
67	H	Missouri St.	58 63	294	H	Valparaiso	71 52								
155	H	Southern Ill.	65 53	156	A	Bradley	81 78								
172	A	Indiana St.	71 51	185	A	Illinois St.	64 66								
338	A	Evansville	74 46	59	A	Kansas St.	62 72								

Non-Div I Games: Minnesota St. 73 56

UNI

■ Loss,
 ■ Non-Conf,
 ■ S Site,
 ■ Home
 ■ A Away
 N Neutral

Average RPI Win:	225	WON-LOST	WINNING	LAST 10	STRENGTH OF	OPP. STRENGTH	TEAM	ADJ.	CONF.	ADJ CONF.
Average RPI Loss:	130	RECORD	PCT. RANK	GAMES	SCHEDULE	OF SCHEDULE	RPI	RPI	RPI	RPI
DIV. I ONLY	7- 13	253	0- 1	104	160	211	211	15	15	
DIV. I NON-CONF.	2- 9	297	0- 1	78	200	271	271	13	13	
TOTALS	RPI 1-25	RPI 26-50	W-L RECORDS	RPI 51-100	RPI 101-150	RPI 150+				
7- 13	0- 1	1- 2	OVERALL	0- 4	0- 0	6- 6				
6- 5	0- 1	1- 0	HOME	0- 3	0- 0	5- 1				
1- 8	0- 0	0- 2	AWAY	0- 1	0- 0	1- 5				
0- 0	0- 0	0- 0	NEUTRAL	0- 0	0- 0	0- 0				
2- 9	0- 1	0- 0	NON-CONFERENCE	0- 4	0- 0	2- 4				
2- 5	0- 1	0- 0	HOME	0- 3	0- 0	2- 1				
0- 4	0- 0	0- 0	AWAY	0- 1	0- 0	0- 3				
0- 0	0- 0	0- 0	NEUTRAL	0- 0	0- 0	0- 0				
5- 4	0- 0	1- 2	CONFERENCE	0- 0	0- 0	4- 2				
4- 0	0- 0	1- 0	HOME	0- 0	0- 0	3- 0				
1- 4	0- 0	0- 2	AWAY	0- 0	0- 0	1- 2				
0- 0	0- 0	0- 0	NEUTRAL	0- 0	0- 0	0- 0				

RPI	S	Opponent	Score	RPI	S	Opponent	Score	RPI	S	Opponent	Score	RPI	S	Opponent	Score	Team's RPI: 211
12	H	Gonzaga	59 70	39	A	New Mexico	77 80	52	H	Southern California	72 86	153	A	UC Irvine	55 57	
				39	H	New Mexico	66 57	58	H	Middle Tenn.	62 66	163	A	Portland St.	49 58	
				46	A	Wyoming	62 90	70	A	Duke	38 66	194	H	Utah St.	77 56	
								84	H	Wright St.	52 68	208	H	Florida	56 53	
												219	A	Colorado St.	49 52	
												242	A	Nevada	62 70	
												251	H	San Diego St.	71 57	
												252	H	Air Force	66 56	
												262	H	Hawaii	61 66	
												290	A	South Carolina St.	49 58	
												306	H	UC Santa Barbara	69 51	
												327	A	San Jose St.	53 43	
LAST 12 Division I GAMES:																
290	A	South Carolina St.	49 58	39	A	New Mexico	77 80									
208	H	Florida	56 53	327	A	San Jose St.	53 43									
58	H	Middle Tenn.	62 66	252	H	Air Force	66 56									
194	H	Utah St.	77 56	39	H	New Mexico	66 57									
242	A	Nevada	62 70	46	A	Wyoming	62 90									
251	H	San Diego St.	71 57	219	A	Colorado St.	49 52									

Non-Div I Games:

UNLV

■ Loss,
 ■ Non-Conf,
 ■ S Site,
 ■ H Home
 ■ A Away
 N Neutral

Average RPI Win:	317	WON-LOST	WINNING	LAST 10	STRENGTH OF	OPP. STRENGTH	TEAM	ADJ.	CONF.	ADJ CONF.
Average RPI Loss:	223	RECORD	PCT. RANK	GAMES	SCHEDULE	OF SCHEDULE	RPI	RPI	RPI	RPI
DIV. I ONLY	3- 15	324	0- 1	319	340	337	337	28	28	
DIV. I NON-CONF.	1- 7	319	0- 0	323	338	339	339	29	29	
TOTALS	RPI 1-25	RPI 26-50	W-L RECORDS	RPI 51-100	RPI 101-150	RPI 150+				
3- 15	0- 0	0- 0	OVERALL	0- 2	0- 2	3- 11				
1- 4	0- 0	0- 0	HOME	0- 0	0- 2	1- 2				
2- 11	0- 0	0- 0	AWAY	0- 2	0- 0	2- 9				
0- 0	0- 0	0- 0	NEUTRAL	0- 0	0- 0	0- 0				
1- 7	0- 0	0- 0	NON-CONFERENCE	0- 2	0- 0	1- 5				
0- 0	0- 0	0- 0	HOME	0- 0	0- 0	0- 0				
1- 7	0- 0	0- 0	AWAY	0- 2	0- 0	1- 5				
0- 0	0- 0	0- 0	NEUTRAL	0- 0	0- 0	0- 0				
2- 8	0- 0	0- 0	CONFERENCE	0- 0	0- 2	2- 6				
1- 4	0- 0	0- 0	HOME	0- 0	0- 2	1- 2				
1- 4	0- 0	0- 0	AWAY	0- 0	0- 0	1- 4				
0- 0	0- 0	0- 0	NEUTRAL	0- 0	0- 0	0- 0				

RPI 1-25				RPI 26-50				RPI 51-100				RPI 101+				Team's RPI: 337	
RPI	S	Opponent	Score	RPI	S	Opponent	Score	RPI	S	Opponent	Score	RPI	S	Opponent	Score		
								56	A	Virginia Tech	45	96	116	H	Radford	41	82
								100	A	Nebraska	64	87	127	H	High Point	61	87
												192	A	Hampton	43	67	
												195	H	UNC Asheville	86	93	
												216	A	East Carolina	53	63	
												244	A	Furman	67	78	
												253	A	Campbell	41	61	
												255	A	Gardner-Webb	72	92	
												268	A	Winthrop	76	50	
												290	A	South Carolina St.	66	71	
												315	H	Charleston So.	75	78	
												322	A	Omaha	69	96	
												334	A	Presbyterian	54	70	
												335	A	Western Caro.	64	68	
												341	H	Longwood	72	67	
												343	A	N.C. Central	82	63	
LAST 12 Division I GAMES:																	
253	A	Campbell	41	61	195	H	UNC Asheville	86	93								
116	H	Radford	41	82	334	A	Presbyterian	54	70								
192	A	Hampton	43	67	268	A	Winthrop	76	50								
341	H	Longwood	72	67	127	H	High Point	61	87								
255	A	Gardner-Webb	72	92	216	A	East Carolina	53	63								
315	H	Charleston So.	75	78	335	A	Western Caro.	64	68								

Non-Div I Games: Brevard 71 53 Converse 69 51 UNKNOWN 101 53

USC Upstate

Average RPI Win:	216	WON-LOST	WINNING	LAST 10	STRENGTH OF	OPP. STRENGTH	TEAM	ADJ.	CONF.	ADJ CONF.
Average RPI Loss:	97	RECORD	PCT. RANK	GAMES	SCHEDULE	OF SCHEDULE	RPI	RPI	RPI	RPI
DIV. I ONLY	16- 5	45	1- 0	274	121	115	115	12	12	
DIV. I NON-CONF.	8- 3	72	0- 0	288	155	141	141	15	15	
TOTALS	RPI 1-25	RPI 26-50	W-L RECORDS	RPI 51-100	RPI 101-150	RPI 150+				
16- 5	0- 0	0- 0	OVERALL	0- 3	2- 1	14- 1				
8- 2	0- 0	0- 0	HOME	0- 2	1- 0	7- 0				
8- 3	0- 0	0- 0	AWAY	0- 1	1- 1	7- 1				
0- 0	0- 0	0- 0	NEUTRAL	0- 0	0- 0	0- 0				
8- 3	0- 0	0- 0	NON-CONFERENCE	0- 2	1- 1	7- 0				
3- 2	0- 0	0- 0	HOME	0- 2	0- 0	3- 0				
5- 1	0- 0	0- 0	AWAY	0- 0	1- 1	4- 0				
0- 0	0- 0	0- 0	NEUTRAL	0- 0	0- 0	0- 0				
8- 2	0- 0	0- 0	CONFERENCE	0- 1	1- 0	7- 1				
5- 0	0- 0	0- 0	HOME	0- 0	1- 0	4- 0				
3- 2	0- 0	0- 0	AWAY	0- 1	0- 0	3- 1				
0- 0	0- 0	0- 0	NEUTRAL	0- 0	0- 0	0- 0				

RPI 1-25				RPI 26-50				RPI 51-100				RPI 101+ Team's RPI: 115			
RPI	S	Opponent	Score	RPI	S	Opponent	Score	RPI	S	Opponent	Score	RPI	S	Opponent	Score
								52	H	Southern California	61 73	112	A	Houston	65 61
								74	H	Arkansas	65 66	128	A	Fresno St.	61 70
								79	A	Little Rock	65 68	138	H	Appalachian St.	99 94
												154	A	Georgia St.	48 50
												154	H	Georgia St.	69 45
												175	H	Texas St.	68 53
												181	A	Arkansas St.	100 73
												182	H	Coastal Caro.	79 53
												183	A	Oral Roberts	80 62
												201	H	Grambling	78 54
												203	A	SMU	66 41
												225	A	San Francisco	80 73
												237	A	Louisiana	76 61
												276	H	UTSA	53 48
												277	A	Ga. Southern	74 53
												277	H	Ga. Southern	81 48
												305	H	Jackson St.	99 63
												325	A	Incarnate Word	97 49
LAST 12 Division I GAMES:															
				175	H	Texas St.	68 53					182	H	Coastal Caro.	79 53
				237	A	Louisiana	76 61					138	H	Appalachian St.	99 94
				154	H	Georgia St.	69 45					277	A	Ga. Southern	74 53
				277	H	Ga. Southern	81 48					154	A	Georgia St.	48 50
				79	A	Little Rock	65 68					203	A	SMU	66 41
				181	A	Arkansas St.	100 73					52	H	Southern California	61 73

Non-Div I Games:

UT Arlington

■ Loss,
 ■ Non-Conf, S Site,
 ■ Home
 ■ Away
 N Neutral

Average RPI Win:	252	WON-LOST	WINNING	LAST 10	STRENGTH OF	OPP. STRENGTH	TEAM	ADJ.	CONF.	ADJ CONF.
Average RPI Loss:	114	RECORD	PCT. RANK	GAMES	SCHEDULE	OF SCHEDULE	RPI	RPI	RPI	RPI
DIV. I ONLY	13- 6	76	0- 1	300	170	132	132	22	22	
DIV. I NON-CONF.	6- 3	91	0- 0	244	77	99	99	21	21	
TOTALS	RPI 1-25	RPI 26-50	W-L RECORDS	RPI 51-100	RPI 101-150	RPI 150+				
13- 6	0- 1	0- 0	OVERALL	0- 2	1- 2	12- 1				
8- 0	0- 0	0- 0	HOME	0- 0	0- 0	8- 0				
5- 6	0- 1	0- 0	AWAY	0- 2	1- 2	4- 1				
0- 0	0- 0	0- 0	NEUTRAL	0- 0	0- 0	0- 0				
6- 3	0- 1	0- 0	NON-CONFERENCE	0- 1	1- 1	5- 0				
4- 0	0- 0	0- 0	HOME	0- 0	0- 0	4- 0				
2- 3	0- 1	0- 0	AWAY	0- 1	1- 1	1- 0				
0- 0	0- 0	0- 0	NEUTRAL	0- 0	0- 0	0- 0				
7- 3	0- 0	0- 0	CONFERENCE	0- 1	0- 1	7- 1				
4- 0	0- 0	0- 0	HOME	0- 0	0- 0	4- 0				
3- 3	0- 0	0- 0	AWAY	0- 1	0- 1	3- 1				
0- 0	0- 0	0- 0	NEUTRAL	0- 0	0- 0	0- 0				

RPI 1-25				RPI 26-50				RPI 51-100				RPI 101+ Team's RPI: 132			
RPI	S	Opponent	Score	RPI	S	Opponent	Score	RPI	S	Opponent	Score	RPI	S	Opponent	Score
3	A	Louisville	62 102					64	A	Belmont	86 100	117	A	Morehead St.	75 85
								87	A	Northwestern	64 90	130	A	Chattanooga	81 79
												134	A	IUPUI	72 73
												155	H	Southern Ill.	95 94
												181	H	Arkansas St.	97 91
												217	A	Southeast Mo. St.	80 73
												235	H	SIUE	68 55
												261	H	Samford	89 68
												279	A	Eastern Ill.	71 77
												279	H	Eastern Ill.	90 66
												282	H	Austin Peay	74 65
												289	H	Murray St.	75 67
												292	A	Tennessee St.	73 61
												300	H	Mississippi Val.	110 51
												323	A	Eastern Ky.	87 61
												330	A	Lipscomb	62 53
LAST 12 Division I GAMES:															
64	A	Belmont	86 100	282	H	Austin Peay	74 65								
292	A	Tennessee St.	73 61	289	H	Murray St.	75 67								
235	H	SIUE	68 55	217	A	Southeast Mo. St.	80 73								
279	H	Eastern Ill.	90 66	279	A	Eastern Ill.	71 77								
117	A	Morehead St.	75 85	300	H	Mississippi Val.	110 51								
323	A	Eastern Ky.	87 61	330	A	Lipscomb	62 53								

Non-Div I Games: Ala.-Huntsville 100 69 Christian Bros. 108 82

UT Martin

Loss, Non-Conf, S Site, H Home A Away N Neutral

Average RPI Win:	285	WON-LOST	WINNING	LAST 10	STRENGTH OF	OPP. STRENGTH	TEAM	ADJ.	CONF.	ADJ CONF.
Average RPI Loss:	142	RECORD	PCT. RANK	GAMES	SCHEDULE	OF SCHEDULE	RPI	RPI	RPI	RPI
DIV. I ONLY	4- 18	321	0- 1	93	266	278	278	14	14	
DIV. I NON-CONF.	3- 10	278	0- 0	174	323	303	303	18	18	
TOTALS	RPI 1-25	RPI 26-50	W-L RECORDS	RPI 51-100	RPI 101-150	RPI 150+				
4- 18	0- 0	0- 2	OVERALL	0- 3	0- 3	4- 10				
2- 9	0- 0	0- 0	HOME	0- 1	0- 2	2- 6				
1- 8	0- 0	0- 2	AWAY	0- 2	0- 0	1- 4				
1- 1	0- 0	0- 0	NEUTRAL	0- 0	0- 1	1- 0				
3- 10	0- 0	0- 1	NON-CONFERENCE	0- 1	0- 1	3- 7				
2- 5	0- 0	0- 0	HOME	0- 0	0- 0	2- 5				
0- 4	0- 0	0- 1	AWAY	0- 1	0- 0	0- 2				
1- 1	0- 0	0- 0	NEUTRAL	0- 0	0- 1	1- 0				
1- 8	0- 0	0- 1	CONFERENCE	0- 2	0- 2	1- 3				
0- 4	0- 0	0- 0	HOME	0- 1	0- 2	0- 1				
1- 4	0- 0	0- 1	AWAY	0- 1	0- 0	1- 2				
0- 0	0- 0	0- 0	NEUTRAL	0- 0	0- 0	0- 0				

RPI S	Opponent	Score	RPI S	Opponent	Score	RPI S	Opponent	Score	RPI S	Opponent	Score	Team's RPI: 278
37	A Rice	42 76	39	A New Mexico	51 69	58	H Middle Tenn.	49 79	118	H Western Ky.	61 64	
						66	A Old Dominion	59 78	141	H UAB	48 74	
						72	A Arizona	40 62	147	N Akron	57 64	
									158	H Abilene Christian	69 70	
									160	H New Mexico St.	65 69	
									161	A Tulsa	45 66	
									162	A Charlotte	39 62	
									163	H Portland St.	61 89	
									176	A North Texas	51 70	
									181	H Arkansas St.	66 67	
									184	H Nicholls St.	56 58	
									230	H Marshall	60 63	
									240	N Western Ill.	84 72	
									274	H CSU Bakersfield	53 47	
									276	A UTSA	73 60	
									308	A Weber St.	63 68	
									350	H Alcorn	77 51	
LAST 12 Division I GAMES:												
118	H Western Ky.	61 64	37	A Rice	42 76							
230	H Marshall	60 63	176	A North Texas	51 70							
162	A Charlotte	39 62	276	A UTSA	73 60							
66	A Old Dominion	59 78	161	A Tulsa	45 66							
58	H Middle Tenn.	49 79	147	N Akron	57 64							
141	H UAB	48 74	240	N Western Ill.	84 72							

Non-Div I Games:

UTEP

■ Loss,
■ Non-Conf, S Site,
■ Home
■ Away
N Neutral

Average RPI Win:	277	WON-LOST	WINNING	LAST 10	STRENGTH OF	OPP. STRENGTH	TEAM	ADJ.	CONF.	ADJ CONF.
Average RPI Loss:	173	RECORD	PCT. RANK	GAMES	SCHEDULE	OF SCHEDULE	RPI	RPI	RPI	RPI
DIV. I ONLY	9- 10	188	1- 0	262	276	209	209	30	30	
DIV. I NON-CONF.	4- 7	228	0- 0	138	169	204	204	30	30	
TOTALS	RPI 1-25	RPI 26-50	W-L RECORDS	RPI 51-100	RPI 101-150	RPI 150+				
9- 10	0- 2	0- 1	OVERALL	0- 0	0- 0	9- 7				
4- 4	0- 0	0- 1	HOME	0- 0	0- 0	4- 3				
5- 6	0- 2	0- 0	AWAY	0- 0	0- 0	5- 4				
0- 0	0- 0	0- 0	NEUTRAL	0- 0	0- 0	0- 0				
4- 7	0- 2	0- 1	NON-CONFERENCE	0- 0	0- 0	4- 4				
2- 3	0- 0	0- 1	HOME	0- 0	0- 0	2- 2				
2- 4	0- 2	0- 0	AWAY	0- 0	0- 0	2- 2				
0- 0	0- 0	0- 0	NEUTRAL	0- 0	0- 0	0- 0				
5- 3	0- 0	0- 0	CONFERENCE	0- 0	0- 0	5- 3				
2- 1	0- 0	0- 0	HOME	0- 0	0- 0	2- 1				
3- 2	0- 0	0- 0	AWAY	0- 0	0- 0	3- 2				
0- 0	0- 0	0- 0	NEUTRAL	0- 0	0- 0	0- 0				

RPI	S	Opponent	Score
2	A	Baylor	37 98
18	A	Texas A&M	61 84

RPI	S	Opponent	Score
30	H	Texas	66 81

RPI	S	Opponent	Score
-----	---	----------	-------

RPI	S	Opponent	Score
160	A	New Mexico St.	63 71
191	H	Prairie View	57 50
207	A	Massachusetts	70 74
220	A	UMKC	75 56
234	H	Texas Southern	55 69
237	H	Louisiana	75 60
258	A	A&M-Corpus Christi	70 57
258	H	A&M-Corpus Christi	49 59
269	H	Utah Valley	55 57
274	A	CSU Bakersfield	63 68
275	A	Canisius	57 53
276	A	UTSA	58 61
287	H	California Baptist	60 56
340	A	Grand Canyon	66 50
342	H	Seattle U	69 56
345	A	Chicago St.	71 55

LAST 12 Division I GAMES:

220	A	UMKC	75 56	274	A	CSU Bakersfield	63 68
345	A	Chicago St.	71 55	287	H	California Baptist	60 56
160	A	New Mexico St.	63 71	2	A	Baylor	37 98
342	H	Seattle U	69 56	18	A	Texas A&M	61 84
269	H	Utah Valley	55 57	30	H	Texas	66 81
340	A	Grand Canyon	66 50	234	H	Texas Southern	55 69

Non-Div I Games: Texas Lutheran 82 38 UNKNOWN 74 43

UTRGV

Loss, Non-Conf, S Site, H Home A Away N Neutral

Average RPI Win:	237	WON-LOST	WINNING	LAST 10	STRENGTH OF	OPP. STRENGTH	TEAM	ADJ.	CONF.	ADJ CONF.
Average RPI Loss:	143	RECORD	PCT. RANK	GAMES	SCHEDULE	OF SCHEDULE	RPI	RPI	RPI	RPI
DIV. I ONLY	4- 15	313	0- 1	109	212	276	276	14	14	
DIV. I NON-CONF.	3- 7	256	0- 0	222	247	302	302	18	18	
TOTALS	RPI 1-25	RPI 26-50	W-L RECORDS	RPI 51-100	RPI 101-150	RPI 150+				
4- 15	0- 0	0- 2	OVERALL	0- 2	0- 5	4- 6				
3- 8	0- 0	0- 0	HOME	0- 1	0- 3	3- 4				
1- 6	0- 0	0- 2	AWAY	0- 1	0- 2	1- 1				
0- 1	0- 0	0- 0	NEUTRAL	0- 0	0- 0	0- 1				
3- 7	0- 0	0- 1	NON-CONFERENCE	0- 0	0- 3	3- 3				
3- 3	0- 0	0- 0	HOME	0- 0	0- 1	3- 2				
0- 3	0- 0	0- 1	AWAY	0- 0	0- 2	0- 0				
0- 1	0- 0	0- 0	NEUTRAL	0- 0	0- 0	0- 1				
1- 8	0- 0	0- 1	CONFERENCE	0- 2	0- 2	1- 3				
0- 5	0- 0	0- 0	HOME	0- 1	0- 2	0- 2				
1- 3	0- 0	0- 1	AWAY	0- 1	0- 0	1- 1				
0- 0	0- 0	0- 0	NEUTRAL	0- 0	0- 0	0- 0				

RPI 1-25				RPI 26-50				RPI 51-100				RPI 101+ Team's RPI: 276			
RPI	S	Opponent	Score	RPI	S	Opponent	Score	RPI	S	Opponent	Score	RPI	S	Opponent	Score
				30	A	Texas	54 98	58	H	Middle Tenn.	52 72	109	A	Seton Hall	53 84
				37	A	Rice	54 85	66	A	Old Dominion	47 72	115	A	UT Arlington	48 53
												118	H	Western Ky.	62 81
												134	H	IUPUI	50 58
												141	H	UAB	42 59
												162	A	Charlotte	54 66
												175	H	Texas St.	60 68
												176	A	North Texas	57 54
												194	H	Utah St.	56 62
												209	H	UTRGV	61 58
												230	H	Marshall	72 79
												254	H	San Diego	87 77
												278	H	UTEP	60 73
												303	N	UMBC	58 72
												308	H	Weber St.	66 59
LAST 12 Division I GAMES:															
230	H	Marshall	72 79	176	A	North Texas	57 54								
118	H	Western Ky.	62 81	37	A	Rice	54 85								
66	A	Old Dominion	47 72	278	H	UTEP	60 73								
162	A	Charlotte	54 66	115	A	UT Arlington	48 53								
141	H	UAB	42 59	254	H	San Diego	87 77								
58	H	Middle Tenn.	52 72	194	H	Utah St.	56 62								

Non-Div I Games: Concordia (TX) 78 51 Tex. A&M-Kingsville 86 55

UTSA

Loss, Non-Conf, S Site, H Home A Away N Neutral

Average RPI Win:	162	WON-LOST	WINNING	LAST 10	STRENGTH OF	OPP. STRENGTH	TEAM	ADJ.	CONF.	ADJ CONF.
Average RPI Loss:	18	RECORD	PCT. RANK	GAMES	SCHEDULE	OF SCHEDULE	RPI	RPI	RPI	RPI
DIV. I ONLY	18- 3	16	1- 0	138	25	29	29	2	2	
DIV. I NON-CONF.	11- 0	1	1- 0	320	126	67	67	2	2	
TOTALS	RPI 1-25	RPI 26-50	W-L RECORDS	RPI 51-100	RPI 101-150	RPI 150+				
18- 3	1- 2	2- 1	OVERALL	2- 0	5- 0	8- 0				
11- 1	1- 1	2- 0	HOME	2- 0	2- 0	4- 0				
5- 2	0- 1	0- 1	AWAY	0- 0	3- 0	2- 0				
2- 0	0- 0	0- 0	NEUTRAL	0- 0	0- 0	2- 0				
11- 0	0- 0	1- 0	NON-CONFERENCE	1- 0	1- 0	8- 0				
7- 0	0- 0	1- 0	HOME	1- 0	1- 0	4- 0				
2- 0	0- 0	0- 0	AWAY	0- 0	0- 0	2- 0				
2- 0	0- 0	0- 0	NEUTRAL	0- 0	0- 0	2- 0				
7- 3	1- 2	1- 1	CONFERENCE	1- 0	4- 0	0- 0				
4- 1	1- 1	1- 0	HOME	1- 0	1- 0	0- 0				
3- 2	0- 1	0- 1	AWAY	0- 0	3- 0	0- 0				
0- 0	0- 0	0- 0	NEUTRAL	0- 0	0- 0	0- 0				

RPI 1-25				RPI 26-50				Team's RPI: 29	RPI 51-100				RPI 101+			
RPI	S	Opponent	Score	RPI	S	Opponent	Score		RPI	S	Opponent	Score	RPI	S	Opponent	Score
4	H	Stanford	75 68	27	H	California	87 74		72	H	Arizona	80 64	113	H	Alabama	72 62
5	A	Oregon	65 87	31	A	Oregon St.	63 71		75	H	Idaho St.	74 60	124	A	Washington St.	72 68
17	H	Arizona St.	63 65	32	H	BYU	78 67						131	A	Colorado	76 61
													131	H	Colorado	78 59
													135	A	Washington	58 43
													197	A	Eastern Wash.	95 51
													208	N	Florida	74 58
													242	A	Nevada	74 52
													249	H	Long Beach St.	82 59
													262	N	Hawaii	73 48
													269	H	Utah Valley	85 47
													308	H	Weber St.	77 56
													342	H	Seattle U	89 62
LAST 12 Division I GAMES:																
262	N	Hawaii	73 48	135	A	Washington	58 43									
31	A	Oregon St.	63 71	124	A	Washington St.	72 68									
5	A	Oregon	65 87	72	H	Arizona	80 64									
4	H	Stanford	75 68	17	H	Arizona St.	63 65									
27	H	California	87 74	131	A	Colorado	76 61									
131	H	Colorado	78 59	208	N	Florida	74 58									

Non-Div I Games:

Utah

Average RPI Win:	215	WON-LOST	WINNING	LAST 10	STRENGTH OF	OPP. STRENGTH	TEAM	ADJ.	CONF.	ADJ CONF.
Average RPI Loss:	134	RECORD	PCT. RANK	GAMES	SCHEDULE	OF SCHEDULE	RPI	RPI	RPI	RPI
DIV. I ONLY	9- 10	188	0- 1	248	78	194	194	15	15	
DIV. I NON-CONF.	4- 6	212	0- 0	183	17	195	195	13	13	
TOTALS	RPI 1-25	RPI 26-50	W-L RECORDS	RPI 51-100	RPI 101-150	RPI 150+				
9- 10	0- 1	1- 2	OVERALL	0- 1	1- 2	7- 4				
4- 4	0- 1	1- 2	HOME	0- 0	0- 0	3- 1				
5- 4	0- 0	0- 0	AWAY	0- 0	1- 1	4- 3				
0- 2	0- 0	0- 0	NEUTRAL	0- 1	0- 1	0- 0				
4- 6	0- 1	0- 1	NON-CONFERENCE	0- 1	1- 1	3- 2				
1- 3	0- 1	0- 1	HOME	0- 0	0- 0	1- 1				
3- 1	0- 0	0- 0	AWAY	0- 0	1- 0	2- 1				
0- 2	0- 0	0- 0	NEUTRAL	0- 1	0- 1	0- 0				
5- 4	0- 0	1- 1	CONFERENCE	0- 0	0- 1	4- 2				
3- 1	0- 0	1- 1	HOME	0- 0	0- 0	2- 0				
2- 3	0- 0	0- 0	AWAY	0- 0	0- 1	2- 2				
0- 0	0- 0	0- 0	NEUTRAL	0- 0	0- 0	0- 0				

RPI 1-25				RPI 26-50				RPI 51-100				RPI 101+ Team's RPI: 194			
RPI	S	Opponent	Score	RPI	S	Opponent	Score	RPI	S	Opponent	Score	RPI	S	Opponent	Score
5	H	Oregon	58 88	32	H	BYU	57 62	52	N	Southern California	46 55	124	A	Washington St.	72 61
				39	H	New Mexico	64 68					128	A	Fresno St.	59 70
				46	H	Wyoming	50 42					131	N	Colorado	68 78
												166	A	Portland	54 61
												176	A	North Texas	57 41
												211	A	UNLV	56 77
												219	A	Colorado St.	72 53
												242	H	Nevada	79 76
												249	H	Long Beach St.	48 50
												252	A	Air Force	48 44
												269	H	Utah Valley	67 62
												276	A	UTSA	62 56
												327	A	San Jose St.	59 68
												327	H	San Jose St.	82 49
LAST 12 Division I GAMES:															
211	A	UNLV	56 77	128	A	Fresno St.	59 70								
327	A	San Jose St.	59 68	252	A	Air Force	48 44								
39	H	New Mexico	64 68	242	H	Nevada	79 76								
219	A	Colorado St.	72 53	249	H	Long Beach St.	48 50								
327	H	San Jose St.	82 49	269	H	Utah Valley	67 62								
46	H	Wyoming	50 42	176	A	North Texas	57 41								

Non-Div I Games: Northern N.M. 106 35

Utah St.

■ Loss,
■ Non-Conf,
■ S Site,
■ H Home
■ A Away
N Neutral

Utah Valley

Through Games Of Feb. 5, 2019

Average RPI Win:	287	WON-LOST	WINNING	LAST 10	STRENGTH OF	OPP. STRENGTH	TEAM	ADJ.	CONF.	ADJ CONF.
Average RPI Loss:	168	RECORD	PCT. RANK	GAMES	SCHEDULE	OF SCHEDULE	RPI	RPI	RPI	RPI
DIV. I ONLY	8- 10	212	0- 1	309	297	269	269	30	30	
DIV. I NON-CONF.	3- 7	256	0- 0	221	214	290	290	30	30	
TOTALS	RPI 1-25	RPI 26-50	W-L RECORDS	RPI 51-100	RPI 101-150	RPI 150+				
8- 10	0- 0	0- 2	OVERALL	0- 1	0- 0	8- 7				
6- 3	0- 0	0- 1	HOME	0- 0	0- 0	6- 2				
2- 7	0- 0	0- 1	AWAY	0- 1	0- 0	2- 5				
0- 0	0- 0	0- 0	NEUTRAL	0- 0	0- 0	0- 0				
3- 7	0- 0	0- 2	NON-CONFERENCE	0- 1	0- 0	3- 4				
3- 2	0- 0	0- 1	HOME	0- 0	0- 0	3- 1				
0- 5	0- 0	0- 1	AWAY	0- 1	0- 0	0- 3				
0- 0	0- 0	0- 0	NEUTRAL	0- 0	0- 0	0- 0				
5- 3	0- 0	0- 0	CONFERENCE	0- 0	0- 0	5- 3				
3- 1	0- 0	0- 0	HOME	0- 0	0- 0	3- 1				
2- 2	0- 0	0- 0	AWAY	0- 0	0- 0	2- 2				
0- 0	0- 0	0- 0	NEUTRAL	0- 0	0- 0	0- 0				

RPI 1-25				RPI 26-50				RPI 51-100				RPI 101+				Team's RPI: 269	
RPI	S	Opponent	Score	RPI	S	Opponent	Score	RPI	S	Opponent	Score	RPI	S	Opponent	Score		
				29	A	Utah	47 85	75	A	Idaho St.	68 80	160	A	New Mexico St.	52 58		
				32	H	BYU	51 77					166	H	Portland	60 65		
												169	H	UC Riverside	56 53		
												194	A	Utah St.	62 67		
												209	A	UTRGV	57 55		
												220	H	UMKC	64 68		
												256	A	Cal St. Fullerton	55 56		
												259	A	Southern Utah	59 60		
												274	H	CSU Bakersfield	78 70		
												287	A	California Baptist	54 83		
												306	H	UC Santa Barbara	63 54		
												308	H	Weber St.	65 59		
												340	H	Grand Canyon	57 46		
												342	A	Seattle U	58 55		
												345	H	Chicago St.	76 61		
LAST 12 Division I GAMES:																	
				287	A	California Baptist	54 83	274	H	CSU Bakersfield	78 70						
				345	H	Chicago St.	76 61	340	H	Grand Canyon	57 46						
				220	H	UMKC	64 68	256	A	Cal St. Fullerton	55 56						
				160	A	New Mexico St.	52 58	169	H	UC Riverside	56 53						
				209	A	UTRGV	57 55	308	H	Weber St.	65 59						
				342	A	Seattle U	58 55	194	A	Utah St.	62 67						

Non-Div I Games: Ottawa (AZ) 90 61 La Verne 86 79 Arizona Christian 76 68

Utah Valley

Loss, Non-Conf, S Site, H Home A Away N Neutral

Average RPI Win:	221	WON-LOST	WINNING	LAST 10	STRENGTH OF	OPP. STRENGTH	TEAM	ADJ.	CONF.	ADJ CONF.
Average RPI Loss:	102	RECORD	PCT. RANK	GAMES	SCHEDULE	OF SCHEDULE	RPI	RPI	RPI	RPI
DIV. I ONLY	16- 6	62	1- 0	268	126	120	120	17	17	
DIV. I NON-CONF.	8- 5	120	0- 0	192	120	120	120	16	16	
TOTALS	RPI 1-25	RPI 26-50	W-L RECORDS	RPI 51-100	RPI 101-150	RPI 150+				
16- 6	0- 1	0- 0	OVERALL	2- 2	3- 2	11- 1				
9- 1	0- 0	0- 0	HOME	1- 0	1- 1	7- 0				
6- 4	0- 1	0- 0	AWAY	1- 2	2- 0	3- 1				
1- 1	0- 0	0- 0	NEUTRAL	0- 0	0- 1	1- 0				
8- 5	0- 1	0- 0	NON-CONFERENCE	2- 2	2- 2	4- 0				
4- 1	0- 0	0- 0	HOME	1- 0	1- 1	2- 0				
3- 3	0- 1	0- 0	AWAY	1- 2	1- 0	1- 0				
1- 1	0- 0	0- 0	NEUTRAL	0- 0	0- 1	1- 0				
8- 1	0- 0	0- 0	CONFERENCE	0- 0	1- 0	7- 1				
5- 0	0- 0	0- 0	HOME	0- 0	0- 0	5- 0				
3- 1	0- 0	0- 0	AWAY	0- 0	1- 0	2- 1				
0- 0	0- 0	0- 0	NEUTRAL	0- 0	0- 0	0- 0				

RPI 1-25				RPI 26-50				RPI 51-100				RPI 101+ Team's RPI: 120			
RPI	S	Opponent	Score	RPI	S	Opponent	Score	RPI	S	Opponent	Score	RPI	S	Opponent	Score
22	A	North Carolina	47 59					66	A	Old Dominion	57 60	116	H	Radford	49 54
								89	A	Cincinnati	54 66	119	H	UNCW	58 47
								92	A	Georgetown	47 45	134	N	IUPUI	61 63
								97	H	Wake Forest	53 40	139	A	Fordham	47 44
												149	A	William & Mary	72 55
												187	A	George Washington	48 57
												196	H	Saint Louis	57 47
												199	H	Rhode Island	74 39
												207	H	Massachusetts	52 48
												233	A	N.C. A&T	54 48
												260	A	Richmond	68 43
												280	A	Saint Joseph's	65 47
												280	H	Saint Joseph's	59 40
												285	H	La Salle	68 38
												308	N	Weber St.	64 36
												341	H	Longwood	84 55
												347	H	Delaware St.	97 55
LAST 12 Division I GAMES:															
280	A	Saint Joseph's	65 47	260	A	Richmond	68 43								
207	H	Massachusetts	52 48	285	H	La Salle	68 38								
196	H	Saint Louis	57 47	280	H	Saint Joseph's	59 40								
187	A	George Washington	48 57	347	H	Delaware St.	97 55								
199	H	Rhode Island	74 39	233	A	N.C. A&T	54 48								
139	A	Fordham	47 44	116	H	Radford	49 54								

Non-Div I Games:

VCU

■ Loss,
 ■ Non-Conf, S Site,
 ■ Home
 ■ Away
 N Neutral

Average RPI Win:	285	WON-LOST	WINNING	LAST 10	STRENGTH OF	OPP. STRENGTH	TEAM	ADJ.	CONF.	ADJ CONF.
Average RPI Loss:	163	RECORD	PCT. RANK	GAMES	SCHEDULE	OF SCHEDULE	RPI	RPI	RPI	RPI
DIV. I ONLY	6- 15	283	0- 1	266	228	294	294	13	13	
DIV. I NON-CONF.	4- 8	241	0- 0	322	301	318	318	14	14	
TOTALS	RPI 1-25	RPI 26-50	W-L RECORDS	RPI 51-100	RPI 101-150	RPI 150+				
6- 15	0- 1	0- 0	OVERALL	0- 4	0- 1	6- 9				
3- 7	0- 0	0- 0	HOME	0- 2	0- 0	3- 5				
2- 8	0- 1	0- 0	AWAY	0- 2	0- 1	2- 4				
1- 0	0- 0	0- 0	NEUTRAL	0- 0	0- 0	1- 0				
4- 8	0- 0	0- 0	NON-CONFERENCE	0- 2	0- 1	4- 5				
1- 5	0- 0	0- 0	HOME	0- 2	0- 0	1- 3				
2- 3	0- 0	0- 0	AWAY	0- 0	0- 1	2- 2				
1- 0	0- 0	0- 0	NEUTRAL	0- 0	0- 0	1- 0				
2- 7	0- 1	0- 0	CONFERENCE	0- 2	0- 0	2- 4				
2- 2	0- 0	0- 0	HOME	0- 0	0- 0	2- 2				
0- 5	0- 1	0- 0	AWAY	0- 2	0- 0	0- 2				
0- 0	0- 0	0- 0	NEUTRAL	0- 0	0- 0	0- 0				

RPI	S	Opponent	Score	RPI	S	Opponent	Score	RPI	S	Opponent	Score	RPI	S	Opponent	Score	Team's RPI: 294
19	A	Drake	53 84					55	H	Miami (OH)	47 68	117	A	Morehead St.	62 68	
								67	A	Missouri St.	63 108	155	A	Southern Ill.	65 87	
								83	H	Toledo	59 65	156	H	Bradley	76 73	
								93	A	UNI	52 71	172	H	Indiana St.	82 86	
												185	H	Illinois St.	67 70	
												188	A	Illinois	54 73	
												218	H	Bowling Green	72 79	
												222	H	North Dakota	56 62	
												228	A	Loyola Chicago	54 80	
												257	N	St. Francis Brooklyn	78 76	
												279	H	Eastern Ill.	62 60	
												311	H	North Dakota St.	48 51	
												331	A	UIC	65 75	
												332	A	Purdue Fort Wayne	68 64	
												338	H	Evansville	93 49	
												345	A	Chicago St.	76 70	
LAST 12 Division I GAMES:																
185	H	Illinois St.	67 70	19	A	Drake	53 84	55	H	Miami (OH)	47 68	117	A	Morehead St.	62 68	
156	H	Bradley	76 73	93	A	UNI	52 71	67	A	Missouri St.	63 108	155	A	Southern Ill.	65 87	
67	A	Missouri St.	63 108	228	A	Loyola Chicago	54 80	83	H	Toledo	59 65	156	H	Bradley	76 73	
155	A	Southern Ill.	65 87	218	H	Bowling Green	72 79	93	A	UNI	52 71	172	H	Indiana St.	82 86	
338	H	Evansville	93 49	332	A	Purdue Fort Wayne	68 64					185	H	Illinois St.	67 70	
172	H	Indiana St.	82 86	311	H	North Dakota St.	48 51					188	A	Illinois	54 73	

Non-Div I Games:

Valparaiso

■ Loss,
 ■ Non-Conf,
 ■ S Site,
 ■ H Home
 ■ A Away
 N Neutral

Vanderbilt

Through Games Of Feb. 5, 2019

Average RPI Win:	258	WON-LOST	WINNING	LAST 10	STRENGTH OF	OPP. STRENGTH	TEAM	ADJ.	CONF.	ADJ CONF.
Average RPI Loss:	51	RECORD	PCT. RANK	GAMES	SCHEDULE	OF SCHEDULE	RPI	RPI	RPI	RPI
DIV. I ONLY	6- 16	292	0- 1	28	58	173	173	5	5	
DIV. I NON-CONF.	5- 8	224	0- 0	84	68	183	183	5	5	
TOTALS	RPI 1-25	RPI 26-50	W-L RECORDS	RPI 51-100	RPI 101-150	RPI 150+				
6- 16	0- 6	0- 2	OVERALL	0- 5	0- 3	6- 0				
5- 6	0- 2	0- 0	HOME	0- 2	0- 2	5- 0				
1- 7	0- 3	0- 1	AWAY	0- 3	0- 0	1- 0				
0- 3	0- 1	0- 1	NEUTRAL	0- 0	0- 1	0- 0				
5- 8	0- 3	0- 1	NON-CONFERENCE	0- 2	0- 2	5- 0				
4- 2	0- 1	0- 0	HOME	0- 0	0- 1	4- 0				
1- 3	0- 1	0- 0	AWAY	0- 2	0- 0	1- 0				
0- 3	0- 1	0- 1	NEUTRAL	0- 0	0- 1	0- 0				
1- 8	0- 3	0- 1	CONFERENCE	0- 3	0- 1	1- 0				
1- 4	0- 1	0- 0	HOME	0- 2	0- 1	1- 0				
0- 4	0- 2	0- 1	AWAY	0- 1	0- 0	0- 0				
0- 0	0- 0	0- 0	NEUTRAL	0- 0	0- 0	0- 0				

RPI S	Opponent	Score	RPI S	Opponent	Score	RPI S	Opponent	Score	RPI S	Opponent	Score	Team's RPI: 173
6 N	UConn	42 80	26 N	Miami (FL)	65 90	51 H	Auburn	70 72	104 N	Creighton	55 75	
9 A	NC State	54 74	34 A	Kentucky	55 77	58 A	Middle Tenn.	58 65	107 H	Georgia	64 71	
16 A	South Carolina	69 80				59 A	Kansas St.	61 72	146 H	North Ala.	71 74	
18 A	Texas A&M	53 69				63 H	Tennessee	65 82	180 A	Ball St.	60 43	
18 H	Texas A&M	43 50				74 A	Arkansas	62 83	200 H	Ole Miss	80 68	
21 H	Central Mich.	57 66							261 H	Samford	77 52	
									282 H	Austin Peay	99 70	
									292 H	Tennessee St.	89 63	
									334 H	Presbyterian	78 43	
LAST 12 Division I GAMES:												
63 H	Tennessee	65 82	18 H	Texas A&M	43 50							
18 A	Texas A&M	53 69	107 H	Georgia	64 71							
16 A	South Carolina	69 80	34 A	Kentucky	55 77							
200 H	Ole Miss	80 68	261 H	Samford	77 52							
51 H	Auburn	70 72	104 N	Creighton	55 75							
74 A	Arkansas	62 83	26 N	Miami (FL)	65 90							

Non-Div I Games:

Vanderbilt

Loss, Non-Conf, S Site, H Home A Away N Neutral

Average RPI Win: 281	WON-LOST	WINNING	LAST 10	STRENGTH OF	OPP. STRENGTH	TEAM	ADJ.	CONF.	ADJ CONF.
Average RPI Loss: 165	RECORD	PCT. RANK	GAMES	SCHEDULE	OF SCHEDULE	RPI	RPI	RPI	RPI
DIV. I ONLY	8- 12	231	0- 1	260	288	273	273	23	23
DIV. I NON-CONF.	3- 8	267	0- 1	213	300	294	294	24	24
TOTALS	RPI 1-25	RPI 26-50	W-L RECORDS	RPI 51-100	RPI 101-150	RPI 150+			
8- 12	0- 0	0- 0	OVERALL	0- 5	0- 0	8- 7			
5- 7	0- 0	0- 0	HOME	0- 3	0- 0	5- 4			
3- 5	0- 0	0- 0	AWAY	0- 2	0- 0	3- 3			
0- 0	0- 0	0- 0	NEUTRAL	0- 0	0- 0	0- 0			
3- 8	0- 0	0- 0	NON-CONFERENCE	0- 3	0- 0	3- 5			
2- 5	0- 0	0- 0	HOME	0- 2	0- 0	2- 3			
1- 3	0- 0	0- 0	AWAY	0- 1	0- 0	1- 2			
0- 0	0- 0	0- 0	NEUTRAL	0- 0	0- 0	0- 0			
5- 4	0- 0	0- 0	CONFERENCE	0- 2	0- 0	5- 2			
3- 2	0- 0	0- 0	HOME	0- 1	0- 0	3- 1			
2- 2	0- 0	0- 0	AWAY	0- 1	0- 0	2- 1			
0- 0	0- 0	0- 0	NEUTRAL	0- 0	0- 0	0- 0			

RPI S	Opponent	Score	RPI S	Opponent	Score	RPI S	Opponent	Score	RPI S	Opponent	Score	Team's RPI: 273
						77	H Maine	51 63	152	A South Fla.	55 102	
						88	H Yale	55 58	165	H Stony Brook	61 67	
						90	H Drexel	44 60	193	H Rider	54 49	
						94	A Kansas	36 77	199	H Rhode Island	58 61	
						96	A Hartford	32 61	210	H Holy Cross	40 65	
									226	H Dartmouth	42 66	
									238	H Albany (NY)	52 39	
									245	A Binghamton	58 57	
									275	A Canisius	46 67	
									303	A UMBC	58 44	
									307	A UMass Lowell	51 54	
									307	H UMass Lowell	52 42	
									309	A NJIT	71 63	
									326	H Wagner	56 54	
									328	H New Hampshire	69 60	
LAST 12 Division I GAMES:												
90	H Drexel	44 60	96	A Hartford	32 61							
307	H UMass Lowell	52 42	77	H Maine	51 63							
165	H Stony Brook	61 67	238	H Albany (NY)	52 39							
303	A UMBC	58 44	307	A UMass Lowell	51 54							
245	A Binghamton	58 57	94	A Kansas	36 77							
328	H New Hampshire	69 60	275	A Canisius	46 67							

Non-Div I Games: Norwich 78 28

Vermont

■ Loss,
 ■ Non-Conf,
 ■ S Site,
 ■ H Home
 ■ A Away
 N Neutral

Average RPI Win:	143	WON-LOST	WINNING	LAST 10	STRENGTH OF	OPP. STRENGTH	TEAM	ADJ.	CONF.	ADJ CONF.
Average RPI Loss:	51	RECORD	PCT. RANK	GAMES	SCHEDULE	OF SCHEDULE	RPI	RPI	RPI	RPI
DIV. I ONLY	15- 7	82	1- 0	51	51	41	41	6	6	
DIV. I NON-CONF.	9- 2	43	0- 0	76	64	21	21	4	4	
TOTALS	RPI 1-25	RPI 26-50	W-L RECORDS	RPI 51-100	RPI 101-150	RPI 150+				
15- 7	0- 2	0- 2	OVERALL	3- 2	7- 1	5- 0				
8- 3	0- 1	0- 2	HOME	2- 0	3- 0	3- 0				
7- 3	0- 1	0- 0	AWAY	1- 1	4- 1	2- 0				
0- 1	0- 0	0- 0	NEUTRAL	0- 1	0- 0	0- 0				
9- 2	0- 1	0- 0	NON-CONFERENCE	3- 1	2- 0	4- 0				
5- 0	0- 0	0- 0	HOME	2- 0	1- 0	2- 0				
4- 1	0- 1	0- 0	AWAY	1- 0	1- 0	2- 0				
0- 1	0- 0	0- 0	NEUTRAL	0- 1	0- 0	0- 0				
6- 5	0- 1	0- 2	CONFERENCE	0- 1	5- 1	1- 0				
3- 3	0- 1	0- 2	HOME	0- 0	2- 0	1- 0				
3- 2	0- 0	0- 0	AWAY	0- 1	3- 1	0- 0				
0- 0	0- 0	0- 0	NEUTRAL	0- 0	0- 0	0- 0				

RPI 1-25				RPI 26-50				Team's RPI: 41	RPI 51-100				RPI 101+			
RPI	S	Opponent	Score	RPI	S	Opponent	Score		RPI	S	Opponent	Score	RPI	S	Opponent	Score
8	H	Marquette	55 91	38	H	DePaul	59 66		56	N	Virginia Tech	59 61	102	A	Providence	61 67
14	A	UCF	56 71	45	H	Butler	55 63		78	H	Princeton	67 46	102	H	Providence	53 33
									82	A	Penn	58 50	104	A	Creighton	54 52
									92	A	Georgetown	63 68	104	H	Creighton	67 62
									96	H	Hartford	59 41	107	H	Georgia	62 56
													109	A	Seton Hall	70 66
													126	A	St. John's (NY)	73 57
													136	A	Lehigh	70 48
													170	H	Xavier	75 71
													179	H	Temple	76 68
													187	A	George Washington	60 45
													280	A	Saint Joseph's	47 35
													285	H	La Salle	81 68
LAST 12 Division I GAMES:																
104	H	Creighton	67 62	38	H	DePaul	59 66		8	H	Marquette	55 91				
102	H	Providence	53 33						102	A	Providence	61 67				
126	A	St. John's (NY)	73 57						104	A	Creighton	54 52				
109	A	Seton Hall	70 66						170	H	Xavier	75 71				
92	A	Georgetown	63 68						45	H	Butler	55 63				
82	A	Penn	58 50													

Non-Div I Games:

Villanova

Average RPI Win:	151	WON-LOST	WINNING	LAST 10	STRENGTH OF	OPP. STRENGTH	TEAM	ADJ.	CONF.	ADJ CONF.
Average RPI Loss:	52	RECORD	PCT. RANK	GAMES	SCHEDULE	OF SCHEDULE	RPI	RPI	RPI	RPI
DIV. I ONLY	8- 14	249	0- 1	4	23	101	101	1	1	
DIV. I NON-CONF.	6- 7	172	0- 0	28	70	118	118	1	1	
TOTALS	RPI 1-25	RPI 26-50	W-L RECORDS	RPI 51-100	RPI 101-150	RPI 150+				
8- 14	0- 7	0- 3	OVERALL	3- 1	1- 2	4- 1				
5- 7	0- 4	0- 0	HOME	2- 1	0- 1	3- 1				
2- 6	0- 3	0- 3	AWAY	1- 0	1- 0	0- 0				
1- 1	0- 0	0- 0	NEUTRAL	0- 0	0- 1	1- 0				
6- 7	0- 3	0- 1	NON-CONFERENCE	2- 0	0- 2	4- 1				
4- 4	0- 2	0- 0	HOME	1- 0	0- 1	3- 1				
1- 2	0- 1	0- 1	AWAY	1- 0	0- 0	0- 0				
1- 1	0- 0	0- 0	NEUTRAL	0- 0	0- 1	1- 0				
2- 7	0- 4	0- 2	CONFERENCE	1- 1	1- 0	0- 0				
1- 3	0- 2	0- 0	HOME	1- 1	0- 0	0- 0				
1- 4	0- 2	0- 2	AWAY	0- 0	1- 0	0- 0				
0- 0	0- 0	0- 0	NEUTRAL	0- 0	0- 0	0- 0				

RPI	S	Opponent	Score	RPI	S	Opponent	Score	RPI	S	Opponent	Score	RPI	S	Opponent	Score	Team's RPI: 101
3	A	Louisville	43 91	26	A	Miami (FL)	59 72	56	H	Virginia Tech	62 58	113	N	Alabama	52 64	
7	H	Mississippi St.	44 72	34	A	Kentucky	51 63	66	A	Old Dominion	73 67	116	H	Radford	44 57	
9	H	NC State	38 66	47	A	Clemson	65 71	97	H	Wake Forest	42 52	123	A	Pittsburgh	74 57	
10	A	Syracuse	68 72					99	H	American	57 54	152	N	South Fla.	74 67	
21	H	Central Mich.	61 74									162	H	Charlotte	65 61	
23	H	Florida St.	61 63									196	H	Saint Louis	65 67	
24	A	Michigan St.	66 91									233	H	N.C. A&T	67 57	
												317	H	Coppin St.	55 41	
LAST 12 Division I GAMES:																
26	A	Miami (FL)	59 72	56	H	Virginia Tech	62 58									
10	A	Syracuse	68 72	47	A	Clemson	65 71									
97	H	Wake Forest	42 52	23	H	Florida St.	61 63									
123	A	Pittsburgh	74 57	162	H	Charlotte	65 61									
3	A	Louisville	43 91	152	N	South Fla.	74 67									
9	H	NC State	38 66	113	N	Alabama	52 64									

Non-Div I Games:

Virginia

■ Loss,
■ Non-Conf,
■ S Site,
■ H Home
■ A Away
N Neutral

Average RPI Win:	178	WON-LOST	WINNING	LAST 10	STRENGTH OF	OPP. STRENGTH	TEAM	ADJ.	CONF.	ADJ CONF.
Average RPI Loss:	27	RECORD	PCT. RANK	GAMES	SCHEDULE	OF SCHEDULE	RPI	RPI	RPI	RPI
DIV. I ONLY	15- 7	82	1- 0	70	29	56	56	1	1	
DIV. I NON-CONF.	13- 0	1	0- 0	240	137	30	30	1	1	
TOTALS	RPI 1-25	RPI 26-50	W-L RECORDS	RPI 51-100	RPI 101-150	RPI 150+				
15- 7	1- 5	1- 1	OVERALL	0- 0	6- 1	7- 0				
8- 4	1- 4	0- 0	HOME	0- 0	2- 0	5- 0				
3- 3	0- 1	0- 1	AWAY	0- 0	2- 1	1- 0				
4- 0	0- 0	1- 0	NEUTRAL	0- 0	2- 0	1- 0				
13- 0	1- 0	1- 0	NON-CONFERENCE	0- 0	4- 0	7- 0				
8- 0	1- 0	0- 0	HOME	0- 0	2- 0	5- 0				
1- 0	0- 0	0- 0	AWAY	0- 0	0- 0	1- 0				
4- 0	0- 0	1- 0	NEUTRAL	0- 0	2- 0	1- 0				
2- 7	0- 5	0- 1	CONFERENCE	0- 0	2- 1	0- 0				
0- 4	0- 4	0- 0	HOME	0- 0	0- 0	0- 0				
2- 3	0- 1	0- 1	AWAY	0- 0	2- 1	0- 0				
0- 0	0- 0	0- 0	NEUTRAL	0- 0	0- 0	0- 0				

RPI 1-25				RPI 26-50				RPI 51-100				Team's RPI: 56				RPI 101+			
RPI	S	Opponent	Score	RPI	S	Opponent	Score	RPI	S	Opponent	Score					RPI	S	Opponent	Score
1	H	Notre Dame	51 80	26	A	Miami (FL)	61 68									101	A	Virginia	58 62
9	A	NC State	61 70	41	N	Villanova	61 59									103	A	Boston College	95 86
10	H	Syracuse	73 75													105	N	Dayton	69 57
15	H	Rutgers	67 51													110	N	Ohio St.	81 73
22	H	North Carolina	69 81													116	H	Radford	55 44
23	H	Florida St.	54 56													123	A	Pittsburgh	74 58
																130	H	Chattanooga	74 59
																227	H	Monmouth	82 49
																241	A	Liberty	72 61
																246	H	Mt. St. Mary's	83 51
																260	N	Richmond	85 57
																277	H	Ga. Southern	78 49
																337	H	USC Upstate	96 45
																341	H	Longwood	93 39
LAST 12 Division I GAMES:																			
103	A	Boston College	95 86	101	A	Virginia	58 62												
123	A	Pittsburgh	74 58	10	H	Syracuse	73 75												
23	H	Florida St.	54 56	26	A	Miami (FL)	61 68												
22	H	North Carolina	69 81	341	H	Longwood	93 39												
9	A	NC State	61 70	110	N	Ohio St.	81 73												
1	H	Notre Dame	51 80	105	N	Dayton	69 57												

Non-Div I Games:

Virginia Tech

Average RPI Win:	316	WON-LOST	WINNING	LAST 10	STRENGTH OF	OPP. STRENGTH	TEAM	ADJ.	CONF.	ADJ CONF.
Average RPI Loss:	225	RECORD	PCT. RANK	GAMES	SCHEDULE	OF SCHEDULE	RPI	RPI	RPI	RPI
DIV. I ONLY	5- 14	293	0- 1	314	349	326	326	31	31	
DIV. I NON-CONF.	1- 9	326	0- 1	278	342	340	340	31	31	
TOTALS	RPI 1-25	RPI 26-50	W-L RECORDS	RPI 51-100	RPI 101-150	RPI 150+				
5- 14	0- 0	0- 0	OVERALL	0- 1	0- 2	5- 11				
3- 4	0- 0	0- 0	HOME	0- 1	0- 0	3- 3				
2- 9	0- 0	0- 0	AWAY	0- 0	0- 2	2- 7				
0- 1	0- 0	0- 0	NEUTRAL	0- 0	0- 0	0- 1				
1- 9	0- 0	0- 0	NON-CONFERENCE	0- 1	0- 2	1- 6				
0- 3	0- 0	0- 0	HOME	0- 1	0- 0	0- 2				
1- 5	0- 0	0- 0	AWAY	0- 0	0- 2	1- 3				
0- 1	0- 0	0- 0	NEUTRAL	0- 0	0- 0	0- 1				
4- 5	0- 0	0- 0	CONFERENCE	0- 0	0- 0	4- 5				
3- 1	0- 0	0- 0	HOME	0- 0	0- 0	3- 1				
1- 4	0- 0	0- 0	AWAY	0- 0	0- 0	1- 4				
0- 0	0- 0	0- 0	NEUTRAL	0- 0	0- 0	0- 0				

RPI S	Opponent	Score	RPI S	Opponent	Score	RPI S	Opponent	Score	RPI S	Opponent	Score	Team's RPI: 326
						88	H Yale	41 74	109	A Seton Hall	40 95	
									139	A Fordham	59 80	
									165	A Stony Brook	45 70	
									205	A Saint Francis (PA)	70 107	
									214	A Robert Morris	46 69	
									243	A Sacred Heart	64 72	
									243	H Sacred Heart	68 80	
									246	H Mt. St. Mary's	92 76	
									257	A St. Francis Brooklyn	61 76	
									271	N Siena	71 74	
									273	A Vermont	54 56	
									296	H Army West Point	46 61	
									298	A Central Conn. St.	75 63	
									320	A Saint Peter's	57 69	
									321	H Lafayette	43 66	
									341	A Longwood	86 60	
									344	H Fairleigh Dickinson	71 59	
									351	H LIU Brooklyn	72 62	
LAST 12 Division I GAMES:												
			271	N Siena	71 74		344	H Fairleigh Dickinson	71 59			
			351	H LIU Brooklyn	72 62		243	H Sacred Heart	68 80			
			205	A Saint Francis (PA)	70 107		298	A Central Conn. St.	75 63			
			214	A Robert Morris	46 69		257	A St. Francis Brooklyn	61 76			
			243	A Sacred Heart	64 72		165	A Stony Brook	45 70			
			246	H Mt. St. Mary's	92 76		296	H Army West Point	46 61			

Non-Div I Games: Staten Island 86 59

Wagner

■ Loss,
 ■ Non-Conf,
 ■ S Site,
 ■ H Home
 ■ A Away
 N Neutral

Wake Forest

Through Games Of Feb. 5, 2019

Average RPI Win:	170	WON-LOST	WINNING	LAST 10	STRENGTH OF	OPP. STRENGTH	TEAM	ADJ.	CONF.	ADJ CONF.
Average RPI Loss:	66	RECORD	PCT. RANK	GAMES	SCHEDULE	OF SCHEDULE	RPI	RPI	RPI	RPI
DIV. I ONLY	10- 12	198	0- 1	12	74	97	97	1	1	
DIV. I NON-CONF.	9- 4	85	0- 0	57	288	79	79	1	1	
TOTALS	RPI 1-25	RPI 26-50	W-L RECORDS	RPI 51-100	RPI 101-150	RPI 150+				
10- 12	0- 5	1- 2	OVERALL	0- 1	3- 2	6- 2				
7- 6	0- 2	1- 2	HOME	0- 0	2- 1	4- 1				
2- 6	0- 3	0- 0	AWAY	0- 1	1- 1	1- 1				
1- 0	0- 0	0- 0	NEUTRAL	0- 0	0- 0	1- 0				
9- 4	0- 0	1- 1	NON-CONFERENCE	0- 0	2- 1	6- 2				
7- 2	0- 0	1- 1	HOME	0- 0	2- 0	4- 1				
1- 2	0- 0	0- 0	AWAY	0- 0	0- 1	1- 1				
1- 0	0- 0	0- 0	NEUTRAL	0- 0	0- 0	1- 0				
1- 8	0- 5	0- 1	CONFERENCE	0- 1	1- 1	0- 0				
0- 4	0- 2	0- 1	HOME	0- 0	0- 1	0- 0				
1- 4	0- 3	0- 0	AWAY	0- 1	1- 0	0- 0				
0- 0	0- 0	0- 0	NEUTRAL	0- 0	0- 0	0- 0				

RPI 1-25				RPI 26-50				RPI 51-100				Team's RPI: 97		RPI 101+			
RPI	S	Opponent	Score	RPI	S	Opponent	Score	RPI	S	Opponent	Score			RPI	S	Opponent	Score
1	A	Notre Dame	48 78	26	H	Miami (FL)	57 72	70	A	Duke	52 66			101	A	Virginia	52 42
3	H	Louisville	49 73	33	H	Indiana	73 87							103	H	Boston College	64 65
9	H	NC State	50 59	42	H	James Madison	50 49							120	A	VCU	40 53
22	A	North Carolina	61 84											121	H	Towson	60 53
23	A	Florida St.	61 85											126	H	St. John's (NY)	64 59
														157	H	Mercer	69 54
														162	A	Charlotte	69 43
														170	H	Xavier	50 62
														178	H	UMES	78 67
														216	A	East Carolina	61 70
														260	H	Richmond	62 48
														266	H	Norfolk St.	63 61
														290	N	South Carolina St.	58 44
LAST 12 Division I GAMES:																	
23	A	Florida St.	61 85	1	A	Notre Dame	48 78										
9	H	NC State	50 59	103	H	Boston College	64 65										
101	A	Virginia	52 42	26	H	Miami (FL)	57 72										
70	A	Duke	52 66	266	H	Norfolk St.	63 61										
3	H	Louisville	49 73	290	N	South Carolina St.	58 44										
22	A	North Carolina	61 84	42	H	James Madison	50 49										

Non-Div I Games:

Wake Forest

■ Loss,
 ■ Non-Conf,
 ■ S Site,
 ■ H Home
 ■ A Away
 N Neutral

Average RPI Win:	190	WON-LOST	WINNING	LAST 10	STRENGTH OF	OPP. STRENGTH	TEAM	ADJ.	CONF.	ADJ CONF.
Average RPI Loss:	49	RECORD	PCT. RANK	GAMES	SCHEDULE	OF SCHEDULE	RPI	RPI	RPI	RPI
DIV. I ONLY	8- 15	258	0- 1	15	54	135	135	2	2	
DIV. I NON-CONF.	7- 5	132	0- 1	97	164	128	128	2	2	
TOTALS	RPI 1-25	RPI 26-50	W-L RECORDS	RPI 51-100	RPI 101-150	RPI 150+				
8- 15	0- 4	0- 5	OVERALL	1- 3	3- 3	4- 0				
6- 6	0- 2	0- 2	HOME	0- 1	3- 1	3- 0				
1- 7	0- 2	0- 3	AWAY	0- 1	0- 1	1- 0				
1- 2	0- 0	0- 0	NEUTRAL	1- 1	0- 1	0- 0				
7- 5	0- 1	0- 0	NON-CONFERENCE	1- 2	2- 2	4- 0				
5- 2	0- 1	0- 0	HOME	0- 1	2- 0	3- 0				
1- 1	0- 0	0- 0	AWAY	0- 0	0- 1	1- 0				
1- 2	0- 0	0- 0	NEUTRAL	1- 1	0- 1	0- 0				
1- 10	0- 3	0- 5	CONFERENCE	0- 1	1- 1	0- 0				
1- 4	0- 1	0- 2	HOME	0- 0	1- 1	0- 0				
0- 6	0- 2	0- 3	AWAY	0- 1	0- 0	0- 0				
0- 0	0- 0	0- 0	NEUTRAL	0- 0	0- 0	0- 0				

RPI	S	Opponent	Score	RPI	S	Opponent	Score	RPI	S	Opponent	Score	RPI	S	Opponent	Score	Team's RPI: 135
4	A	Stanford	54 91	27	A	California	70 79	52	A	Southern California	57 82	110	H	Ohio St.	69 59	
5	A	Oregon	71 84	29	H	Utah	43 58	57	N	Michigan	73 80	122	A	Tulane	51 63	
5	H	Oregon	57 76	31	A	Oregon St.	67 78	60	H	Boise St.	69 73	124	H	Washington St.	76 79	
7	H	Mississippi St.	56 103	31	H	Oregon St.	39 86	70	N	Duke	71 64	131	H	Colorado	68 58	
				49	A	UCLA	60 76					139	N	Fordham	57 65	
												145	H	Montana	69 54	
												203	H	George Mason	81 52	
												256	H	Cal St. Fullerton	83 74	
												265	H	Northern Ariz.	81 59	
												342	A	Seattle U	69 58	
LAST 12 Division I GAMES:																
60	H	Boise St.	69 73	31	H	Oregon St.	39 86									
57	N	Michigan	73 80	27	A	California	70 79									
139	N	Fordham	57 65	4	A	Stanford	54 91									
49	A	UCLA	60 76	29	H	Utah	43 58									
52	A	Southern California	57 82	131	H	Colorado	68 58									
5	H	Oregon	57 76	31	A	Oregon St.	67 78									

Non-Div I Games:

Washington

■ Loss,
■ Non-Conf,
■ S Site,
■ H Home
■ A Away
N Neutral

Average RPI Win:	163	WON-LOST	WINNING	LAST 10	STRENGTH OF	OPP. STRENGTH	TEAM	ADJ.	CONF.	ADJ CONF.
Average RPI Loss:	54	RECORD	PCT. RANK	GAMES	SCHEDULE	OF SCHEDULE	RPI	RPI	RPI	RPI
DIV. I ONLY	7- 15	268	1- 0	7	41	124	124	2	2	
DIV. I NON-CONF.	5- 6	177	1- 0	64	112	161	161	2	2	
TOTALS	RPI 1-25	RPI 26-50	W-L RECORDS	RPI 51-100	RPI 101-150	RPI 150+				
7- 15	0- 4	0- 5	OVERALL	2- 4	2- 1	3- 1				
4- 6	0- 1	0- 2	HOME	2- 2	1- 0	1- 1				
1- 8	0- 3	0- 3	AWAY	0- 1	1- 1	0- 0				
2- 1	0- 0	0- 0	NEUTRAL	0- 1	0- 0	2- 0				
5- 6	0- 1	0- 0	NON-CONFERENCE	2- 3	0- 1	3- 1				
3- 3	0- 0	0- 0	HOME	2- 2	0- 0	1- 1				
0- 2	0- 1	0- 0	AWAY	0- 0	0- 1	0- 0				
2- 1	0- 0	0- 0	NEUTRAL	0- 1	0- 0	2- 0				
2- 9	0- 3	0- 5	CONFERENCE	0- 1	2- 0	0- 0				
1- 3	0- 1	0- 2	HOME	0- 0	1- 0	0- 0				
1- 6	0- 2	0- 3	AWAY	0- 1	1- 0	0- 0				
0- 0	0- 0	0- 0	NEUTRAL	0- 0	0- 0	0- 0				

RPI 1-25				RPI 26-50				RPI 51-100				RPI 101+ Team's RPI: 124			
RPI	S	Opponent	Score	RPI	S	Opponent	Score	RPI	S	Opponent	Score	RPI	S	Opponent	Score
4	A	Stanford	64 85	27	A	California	63 77	52	A	Southern California	73 81	131	H	Colorado	74 48
5	A	Oregon	58 98	29	H	Utah	68 72	53	H	Saint Mary's (CA)	64 70	135	A	Washington	79 76
5	H	Oregon	64 79	31	A	Oregon St.	69 76	60	H	Boise St.	95 71	144	A	CSUN	52 65
12	A	Gonzaga	53 76	31	H	Oregon St.	35 52	80	H	UC Davis	62 75	194	H	Utah St.	61 72
				49	A	UCLA	56 83	94	N	Kansas	63 71	224	N	Jacksonville St.	64 51
								100	H	Nebraska	87 84	225	H	San Francisco	91 61
												263	N	Wichita St.	85 59
LAST 12 Division I GAMES:															
263	N	Wichita St.	85 59	4	A	Stanford	64 85	27	A	California	63 77	131	H	Colorado	74 48
224	N	Jacksonville St.	64 51	52	A	Southern California	73 81	29	H	Utah	68 72	5	A	Oregon	58 98
52	A	UCLA	56 83	49	A	UCLA	56 83	31	H	Oregon St.	35 52	31	A	Oregon St.	69 76
31	H	Oregon St.	35 52	5	H	Oregon	64 79								

Non-Div I Games:

Washington St.

W
e
b
e
r
s
t
.

W
e
b
e
r
s
t
.

Weber St.

Page 336

West Virginia

Through Games Of Feb. 5, 2019

Average RPI Win:	182	WON-LOST	WINNING	LAST 10	STRENGTH OF	OPP. STRENGTH	TEAM	ADJ.	CONF.	ADJ CONF.
Average RPI Loss:	26	RECORD	PCT. RANK	GAMES	SCHEDULE	OF SCHEDULE	RPI	RPI	RPI	RPI
DIV. I ONLY	16- 5	45	1- 0	143	30	65	65	3	3	
DIV. I NON-CONF.	9- 2	43	1- 0	341	113	188	188	3	3	
TOTALS	RPI 1-25	RPI 26-50	W-L RECORDS	RPI 51-100	RPI 101-150	RPI 150+				
16- 5	1- 2	1- 3	OVERALL	3- 0	4- 0	7- 0				
12- 2	1- 0	0- 2	HOME	3- 0	2- 0	6- 0				
3- 2	0- 1	1- 1	AWAY	0- 0	2- 0	0- 0				
1- 1	0- 1	0- 0	NEUTRAL	0- 0	0- 0	1- 0				
9- 2	0- 1	0- 1	NON-CONFERENCE	0- 0	2- 0	7- 0				
7- 1	0- 0	0- 1	HOME	0- 0	1- 0	6- 0				
1- 0	0- 0	0- 0	AWAY	0- 0	1- 0	0- 0				
1- 1	0- 1	0- 0	NEUTRAL	0- 0	0- 0	1- 0				
7- 3	1- 1	1- 2	CONFERENCE	3- 0	2- 0	0- 0				
5- 1	1- 0	0- 1	HOME	3- 0	1- 0	0- 0				
2- 2	0- 1	1- 1	AWAY	0- 0	1- 0	0- 0				
0- 0	0- 0	0- 0	NEUTRAL	0- 0	0- 0	0- 0				

RPI	S	Opponent	Score	RPI	S	Opponent	Score	RPI	S	Opponent	Score	RPI	S	Opponent	Score
2	A	Baylor	47 79	30	A	Texas	64 58	59	H	Kansas St.	60 30	121	H	Towson	90 43
11	H	Iowa St.	73 64	30	H	Texas	58 70	86	H	Oklahoma St.	67 58	123	A	Pittsburgh	77 43
13	N	Iowa	81 84	36	H	Missouri	51 68	94	H	Kansas	71 50	143	H	Texas Tech	68 65
				50	A	TCU	48 62					148	A	Oklahoma	66 55
Team's RPI: 65															
LAST 12 Division I GAMES:															
323	N	Eastern Ky.	81 39	11	H	Iowa St.	73 64	229	H	Niagara	84 32	299	H	Bryant	94 48
94	H	Kansas	71 50	148	A	Oklahoma	66 55	301	H	Morgan St.	72 37	309	H	NJIT	95 50
30	A	Texas	64 58	86	H	Oklahoma St.	67 58	317	H	Coppin St.	78 37	323	H	Eastern Ky.	78 29
59	H	Kansas St.	60 30	30	H	Texas	58 70	323	N	Eastern Ky.	81 39				
143	H	Texas Tech	68 65	50	A	TCU	48 62								
2	A	Baylor	47 79	229	H	Niagara	84 32								

Non-Div I Games:

West Virginia

■ Loss,
 ■ Non-Conf, S Site,
 ■ Home
 ■ Away
 N Neutral

Average RPI Win:	303	WON-LOST	WINNING	LAST 10	STRENGTH OF	OPP. STRENGTH	TEAM	ADJ.	CONF.	ADJ CONF.
Average RPI Loss:	207	RECORD	PCT. RANK	GAMES	SCHEDULE	OF SCHEDULE	RPI	RPI	RPI	RPI
DIV. I ONLY	2- 18	337	0- 1	234	331	335	335	25	25	
DIV. I NON-CONF.	2- 11	316	0- 0	165	344	307	307	25	25	
TOTALS	RPI 1-25	RPI 26-50	W-L RECORDS	RPI 51-100	RPI 101-150	RPI 150+				
2- 18	0- 0	0- 2	OVERALL	0- 0	0- 3	2- 13				
1- 6	0- 0	0- 0	HOME	0- 0	0- 0	1- 6				
1- 11	0- 0	0- 2	AWAY	0- 0	0- 2	1- 7				
0- 1	0- 0	0- 0	NEUTRAL	0- 0	0- 1	0- 0				
2- 11	0- 0	0- 2	NON-CONFERENCE	0- 0	0- 2	2- 7				
1- 4	0- 0	0- 0	HOME	0- 0	0- 0	1- 4				
1- 6	0- 0	0- 2	AWAY	0- 0	0- 1	1- 3				
0- 1	0- 0	0- 0	NEUTRAL	0- 0	0- 1	0- 0				
0- 7	0- 0	0- 0	CONFERENCE	0- 0	0- 1	0- 6				
0- 2	0- 0	0- 0	HOME	0- 0	0- 0	0- 2				
0- 5	0- 0	0- 0	AWAY	0- 0	0- 1	0- 4				
0- 0	0- 0	0- 0	NEUTRAL	0- 0	0- 0	0- 0				

RPI S	Opponent	Score	RPI S	Opponent	Score	RPI S	Opponent	Score	RPI S	Opponent	Score	Team's RPI: 335
			34 A	Kentucky	39 99				130 A	Chattanooga	58 72	
			43 A	Georgia Tech	49 84				142 A	Tennessee Tech	58 77	
									146 N	North Ala.	66 89	
									157 H	Mercer	67 69	
									182 A	Coastal Caro.	59 77	
									195 A	UNC Asheville	49 74	
									233 H	N.C. A&T	51 69	
									244 A	Furman	55 65	
									247 A	ETSU	80 88	
									253 H	Campbell	37 63	
									255 H	Gardner-Webb	52 62	
									261 H	Samford	42 75	
									268 A	Winthrop	65 57	
									284 A	Wofford	65 91	
									290 H	South Carolina St.	39 54	
									309 A	NJIT	71 79	
									313 A	UNC Greensboro	59 71	
									337 H	USC Upstate	68 64	
LAST 12 Division I GAMES:												
247 A	ETSU	80 88	284 A	Wofford	65 91							
130 A	Chattanooga	58 72	255 H	Gardner-Webb	52 62							
313 A	UNC Greensboro	59 71	290 H	South Carolina St.	39 54							
261 H	Samford	42 75	268 A	Winthrop	65 57							
157 H	Mercer	67 69	34 A	Kentucky	39 99							
244 A	Furman	55 65	337 H	USC Upstate	68 64							

Non-Div I Games: North Greenville 71 44 Young Harris 63 54

Western Caro.

Loss, Non-Conf, S Site, H Home A Away N Neutral

Average RPI Win:	263	WON-LOST	WINNING	LAST 10	STRENGTH OF	OPP. STRENGTH	TEAM	ADJ.	CONF.	ADJ CONF.
Average RPI Loss:	133	RECORD	PCT. RANK	GAMES	SCHEDULE	OF SCHEDULE	RPI	RPI	RPI	RPI
DIV. I ONLY	8- 13	241	1- 0	190	201	240	240	19	19	
DIV. I NON-CONF.	2- 9	297	0- 0	110	156	267	267	19	19	
TOTALS	RPI 1-25	RPI 26-50	W-L RECORDS	RPI 51-100	RPI 101-150	RPI 150+				
8- 13	0- 1	0- 5	OVERALL	0- 1	0- 0	8- 6				
6- 3	0- 1	0- 2	HOME	0- 0	0- 0	6- 0				
1- 7	0- 0	0- 3	AWAY	0- 0	0- 0	1- 4				
1- 3	0- 0	0- 0	NEUTRAL	0- 1	0- 0	1- 2				
2- 9	0- 1	0- 3	NON-CONFERENCE	0- 1	0- 0	2- 4				
1- 2	0- 1	0- 1	HOME	0- 0	0- 0	1- 0				
0- 4	0- 0	0- 2	AWAY	0- 0	0- 0	0- 2				
1- 3	0- 0	0- 0	NEUTRAL	0- 1	0- 0	1- 2				
6- 4	0- 0	0- 2	CONFERENCE	0- 0	0- 0	6- 2				
5- 1	0- 0	0- 1	HOME	0- 0	0- 0	5- 0				
1- 3	0- 0	0- 1	AWAY	0- 0	0- 0	1- 2				
0- 0	0- 0	0- 0	NEUTRAL	0- 0	0- 0	0- 0				

RPI 1-25				RPI 26-50				RPI 51-100				RPI 101+ Team's RPI: 240			
RPI	S	Opponent	Score	RPI	S	Opponent	Score	RPI	S	Opponent	Score	RPI	S	Opponent	Score
19	H	Drake	71 98	28	H	South Dakota St.	84 93	98	N	Northern Ill.	61 86	156	A	Bradley	68 82
				35	A	South Dakota	49 92					167	H	Denver	87 78
				36	H	Missouri	64 89					183	A	Oral Roberts	64 68
				44	A	Purdue	60 81					217	A	Southeast Mo. St.	71 81
				45	A	Butler	51 92					222	A	North Dakota	92 80
												222	H	North Dakota	111 90
												244	N	Furman	85 78
												278	N	UTEP	72 84
												279	N	Eastern Ill.	62 64
												282	H	Austin Peay	77 72
												311	A	North Dakota St.	60 68
												311	H	North Dakota St.	82 70
												322	H	Omaha	78 70
												332	H	Purdue Fort Wayne	73 59
LAST 12 Division I GAMES:															
311	H	North Dakota St.	82 70	311	A	North Dakota St.	60 68								
222	H	North Dakota	111 90	183	A	Oral Roberts	64 68								
35	A	South Dakota	49 92	167	H	Denver	87 78								
332	H	Purdue Fort Wayne	73 59	28	H	South Dakota St.	84 93								
322	H	Omaha	78 70	244	N	Furman	85 78								
222	A	North Dakota	92 80	278	N	UTEP	72 84								

Non-Div I Games: MacMurray 136 39 William Woods 81 73

Western Ill.

Loss, Non-Conf, S Site, H Home A Away N Neutral

Average RPI Win:	213	WON-LOST	WINNING	LAST 10	STRENGTH OF	OPP. STRENGTH	TEAM	ADJ.	CONF.	ADJ CONF.
Average RPI Loss:	66	RECORD	PCT. RANK	GAMES	SCHEDULE	OF SCHEDULE	RPI	RPI	RPI	RPI
DIV. I ONLY	12- 9	131	0- 1	114	42	118	118	14	14	
DIV. I NON-CONF.	4- 8	241	0- 1	29	3	126	126	18	18	
TOTALS	RPI 1-25	RPI 26-50	W-L RECORDS	RPI 51-100	RPI 101-150	RPI 150+				
12- 9	0- 5	0- 1	OVERALL	2- 0	0- 1	10- 2				
6- 4	0- 2	0- 0	HOME	1- 0	0- 0	5- 2				
5- 3	0- 2	0- 0	AWAY	1- 0	0- 1	4- 0				
1- 2	0- 1	0- 1	NEUTRAL	0- 0	0- 0	1- 0				
4- 8	0- 5	0- 1	NON-CONFERENCE	1- 0	0- 1	3- 1				
2- 3	0- 2	0- 0	HOME	0- 0	0- 0	2- 1				
1- 3	0- 2	0- 0	AWAY	1- 0	0- 1	0- 0				
1- 2	0- 1	0- 1	NEUTRAL	0- 0	0- 0	1- 0				
8- 1	0- 0	0- 0	CONFERENCE	1- 0	0- 0	7- 1				
4- 1	0- 0	0- 0	HOME	1- 0	0- 0	3- 1				
4- 0	0- 0	0- 0	AWAY	0- 0	0- 0	4- 0				
0- 0	0- 0	0- 0	NEUTRAL	0- 0	0- 0	0- 0				

RPI 1-25				RPI 26-50				RPI 51-100				RPI 101+ Team's RPI: 118			
RPI	S	Opponent	Score	RPI	S	Opponent	Score	RPI	S	Opponent	Score	RPI	S	Opponent	Score
1	A	Notre Dame	53 94	31	N	Oregon St.	60 74	66	H	Old Dominion	75 60	148	A	Oklahoma	83 90
3	H	Louisville	80 102					79	A	Little Rock	68 56	155	H	Southern Ill.	83 76
12	N	Gonzaga	55 76									159	H	Louisiana Tech	81 76
13	H	Iowa	67 104									162	H	Charlotte	76 58
21	A	Central Mich.	90 108									180	H	Ball St.	83 86
												186	H	Southern Miss.	56 69
												230	H	Marshall	85 55
												247	N	ETSU	82 68
												276	A	UTSA	81 62
												278	A	UTEP	64 61
												288	A	Fla. Atlantic	81 50
												301	H	Morgan St.	90 43
												314	A	FIU	94 82
LAST 12 Division I GAMES:															
		12	N	Gonzaga	55	76				288	A	Fla. Atlantic	81	50	
		247	N	ETSU	82	68				314	A	FIU	94	82	
		278	A	UTEP	64	61				230	H	Marshall	85	55	
		276	A	UTSA	81	62				66	H	Old Dominion	75	60	
		159	H	Louisiana Tech	81	76				162	H	Charlotte	76	58	
		186	H	Southern Miss.	56	69				1	A	Notre Dame	53	94	

Non-Div I Games: Union (TN) 77 65 Bellarmine 95 57

Western Ky.

Loss, Non-Conf, S Site, H Home A Away N Neutral

Average RPI Win:	288	WON-LOST	WINNING	LAST 10	STRENGTH OF	OPP. STRENGTH	TEAM	ADJ.	CONF.	ADJ CONF.
Average RPI Loss:	137	RECORD	PCT. RANK	GAMES	SCHEDULE	OF SCHEDULE	RPI	RPI	RPI	RPI
DIV. I ONLY	7- 10	225	0- 1	320	163	283	283	7	7	
DIV. I NON-CONF.	5- 5	162	0- 0	351	253	327	327	8	8	
TOTALS	RPI 1-25	RPI 26-50	W-L RECORDS	RPI 51-100	RPI 101-150	RPI 150+				
7- 10	0- 1	0- 0	OVERALL	0- 3	0- 1	7- 5				
2- 7	0- 1	0- 0	HOME	0- 3	0- 1	2- 2				
4- 2	0- 0	0- 0	AWAY	0- 0	0- 0	4- 2				
1- 1	0- 0	0- 0	NEUTRAL	0- 0	0- 0	1- 1				
5- 5	0- 0	0- 0	NON-CONFERENCE	0- 1	0- 0	5- 4				
2- 3	0- 0	0- 0	HOME	0- 1	0- 0	2- 2				
2- 1	0- 0	0- 0	AWAY	0- 0	0- 0	2- 1				
1- 1	0- 0	0- 0	NEUTRAL	0- 0	0- 0	1- 1				
2- 5	0- 1	0- 0	CONFERENCE	0- 2	0- 1	2- 1				
0- 4	0- 1	0- 0	HOME	0- 2	0- 1	0- 0				
2- 1	0- 0	0- 0	AWAY	0- 0	0- 0	2- 1				
0- 0	0- 0	0- 0	NEUTRAL	0- 0	0- 0	0- 0				

RPI 1-25				RPI 26-50				RPI 51-100				RPI 101+ Team's RPI: 283			
RPI	S	Opponent	Score	RPI	S	Opponent	Score	RPI	S	Opponent	Score	RPI	S	Opponent	Score
25	H	Buffalo	59 61					55	H	Miami (OH)	62 81	147	H	Akron	59 72
								57	H	Michigan	42 79	160	H	New Mexico St.	54 66
								83	H	Toledo	57 80	180	A	Ball St.	65 62
												189	A	Eastern Mich.	61 64
												200	A	Ole Miss	66 69
												218	A	Bowling Green	84 82
												222	N	North Dakota	50 62
												228	H	Loyola Chicago	53 64
												288	A	Fla. Atlantic	69 59
												323	H	Eastern Ky.	64 53
												329	A	Detroit Mercy	54 44
												332	H	Purdue Fort Wayne	69 61
												349	N	Florida A&M	69 50
LAST 12 Division I GAMES:															
55	H	Miami (OH)	62 81	218	A	Bowling Green	84 82								
180	A	Ball St.	65 62	349	N	Florida A&M	69 50								
25	H	Buffalo	59 61	222	N	North Dakota	50 62								
83	H	Toledo	57 80	288	A	Fla. Atlantic	69 59								
189	A	Eastern Mich.	61 64	329	A	Detroit Mercy	54 44								
147	H	Akron	59 72	228	H	Loyola Chicago	53 64								

Non-Div I Games: Saginaw Valley 75 51

Western Mich.

Average RPI Win:	223	WON-LOST	WINNING	LAST 10	STRENGTH OF	OPP. STRENGTH	TEAM	ADJ.	CONF.	ADJ CONF.
Average RPI Loss:	139	RECORD	PCT. RANK	GAMES	SCHEDULE	OF SCHEDULE	RPI	RPI	RPI	RPI
DIV. I ONLY	9- 12	216	0- 1	220	161	263	263	9	9	
DIV. I NON-CONF.	7- 6	153	0- 1	236	207	249	249	9	9	
TOTALS	RPI 1-25	RPI 26-50	W-L RECORDS	RPI 51-100	RPI 101-150	RPI 150+				
9- 12	0- 0	0- 1	OVERALL	1- 2	1- 4	7- 5				
8- 6	0- 0	0- 0	HOME	1- 1	0- 3	7- 2				
1- 3	0- 0	0- 0	AWAY	0- 0	1- 0	0- 3				
0- 3	0- 0	0- 1	NEUTRAL	0- 1	0- 1	0- 0				
7- 6	0- 0	0- 1	NON-CONFERENCE	1- 2	0- 3	6- 0				
7- 3	0- 0	0- 0	HOME	1- 1	0- 2	6- 0				
0- 0	0- 0	0- 0	AWAY	0- 0	0- 0	0- 0				
0- 3	0- 0	0- 1	NEUTRAL	0- 1	0- 1	0- 0				
2- 6	0- 0	0- 0	CONFERENCE	0- 0	1- 1	1- 5				
1- 3	0- 0	0- 0	HOME	0- 0	0- 1	1- 2				
1- 3	0- 0	0- 0	AWAY	0- 0	1- 0	0- 3				
0- 0	0- 0	0- 0	NEUTRAL	0- 0	0- 0	0- 0				

RPI 1-25				RPI 26-50				RPI 51-100				RPI 101+				Team's RPI: 263	
RPI	S	Opponent	Score	RPI	S	Opponent	Score	RPI	S	Opponent	Score	RPI	S	Opponent	Score		
				35	N	South Dakota	64 73	67	H	Missouri St.	63 60	104	H	Creighton	71 83		
								86	H	Oklahoma St.	47 60	112	H	Houston	58 66		
								87	N	Northwestern	43 65	122	A	Tulane	62 44		
												124	N	Washington St.	59 85		
												142	H	Tennessee Tech	45 55		
												159	H	Louisiana Tech	70 56		
												161	A	Tulsa	49 63		
												179	H	Temple	40 65		
												201	H	Grambling	70 61		
												203	A	SMU	50 78		
												206	H	Sam Houston St.	63 55		
												213	H	Memphis	50 71		
												216	A	East Carolina	56 78		
												216	H	East Carolina	57 47		
												339	H	Houston Baptist	68 50		
												346	H	Ark.-Pine Bluff	76 39		
												348	H	Savannah St.	66 50		
LAST 12 Division I GAMES:																	
				124	N	Washington St.	59 85	213	H	Memphis	50 71						
				179	H	Temple	40 65	216	A	East Carolina	56 78						
				216	H	East Carolina	57 47	161	A	Tulsa	49 63						
				122	A	Tulane	62 44	348	H	Savannah St.	66 50						
				112	H	Houston	58 66	87	N	Northwestern	43 65						
				203	A	SMU	50 78	201	H	Grambling	70 61						

Non-Div I Games:

Wichita St.

■ Loss,
■ Non-Conf,
■ S Site,
■ H Home
■ A Away
N Neutral

William & Mary

Through Games Of Feb. 5, 2019

Average RPI Win:	223	WON-LOST	WINNING	LAST 10	STRENGTH OF	OPP. STRENGTH	TEAM	ADJ.	CONF.	ADJ CONF.
Average RPI Loss:	121	RECORD	PCT. RANK	GAMES	SCHEDULE	OF SCHEDULE	RPI	RPI	RPI	RPI
DIV. I ONLY	11- 9	140	0- 1	150	208	149	149	10	10	
DIV. I NON-CONF.	7- 4	109	0- 0	186	294	125	125	11	11	
TOTALS	RPI 1-25	RPI 26-50	W-L RECORDS	RPI 51-100	RPI 101-150	RPI 150+				
11- 9	0- 0	0- 1	OVERALL	0- 4	2- 2	9- 2				
6- 4	0- 0	0- 0	HOME	0- 1	1- 1	5- 2				
5- 5	0- 0	0- 1	AWAY	0- 3	1- 1	4- 0				
0- 0	0- 0	0- 0	NEUTRAL	0- 0	0- 0	0- 0				
7- 4	0- 0	0- 0	NON-CONFERENCE	0- 2	0- 2	7- 0				
4- 1	0- 0	0- 0	HOME	0- 0	0- 1	4- 0				
3- 3	0- 0	0- 0	AWAY	0- 2	0- 1	3- 0				
0- 0	0- 0	0- 0	NEUTRAL	0- 0	0- 0	0- 0				
4- 5	0- 0	0- 1	CONFERENCE	0- 2	2- 0	2- 2				
2- 3	0- 0	0- 0	HOME	0- 1	1- 0	1- 2				
2- 2	0- 0	0- 1	AWAY	0- 1	1- 0	1- 0				
0- 0	0- 0	0- 0	NEUTRAL	0- 0	0- 0	0- 0				

RPI 1-25				RPI 26-50				RPI 51-100				RPI 101+				Team's RPI: 149	
RPI	S	Opponent	Score	RPI	S	Opponent	Score	RPI	S	Opponent	Score	RPI	S	Opponent	Score		
				42	A	James Madison	48 65	66	A	Old Dominion	69 83	119	H	UNCW	70 64		
								85	A	Northeastern	74 88	120	H	VCU	55 72		
								90	H	Drexel	58 62	121	A	Towson	80 69		
								96	A	Hartford	45 50	133	A	Davidson	65 76		
												164	H	Delaware	59 70		
												187	H	George Washington	73 59		
												198	H	Elon	65 60		
												216	H	East Carolina	63 43		
												221	H	Howard	88 75		
												250	A	Hofstra	60 55		
												260	H	Richmond	65 55		
												266	A	Norfolk St.	55 44		
												291	H	Col. of Charleston	54 66		
												297	A	Loyola Maryland	65 49		
												318	A	Fairfield	60 54		
LAST 12 Division I GAMES:																	
				90	H	Drexel	58 62	119	H	UNCW	70 64						
				164	H	Delaware	59 70	85	A	Northeastern	74 88						
				121	A	Towson	80 69	250	A	Hofstra	60 55						
				42	A	James Madison	48 65	187	H	George Washington	73 59						
				198	H	Elon	65 60	266	A	Norfolk St.	55 44						
				291	H	Col. of Charleston	54 66	66	A	Old Dominion	69 83						

Non-Div I Games:

William & Mary

Loss, Non-Conf, S Site, H Home A Away N Neutral

Average RPI Win:	291	WON-LOST	WINNING	LAST 10	STRENGTH OF	OPP. STRENGTH	TEAM	ADJ.	CONF.	ADJ CONF.
Average RPI Loss:	199	RECORD	PCT. RANK	GAMES	SCHEDULE	OF SCHEDULE	RPI	RPI	RPI	RPI
DIV. I ONLY	9- 11	203	0- 1	328	328	268	268	28	28	
DIV. I NON-CONF.	4- 6	212	0- 0	326	319	280	280	29	29	
TOTALS	RPI 1-25	RPI 26-50	W-L RECORDS	RPI 51-100	RPI 101-150	RPI 150+				
9- 11	0- 0	0- 1	OVERALL	0- 0	0- 3	9- 7				
5- 3	0- 0	0- 0	HOME	0- 0	0- 0	5- 3				
4- 8	0- 0	0- 1	AWAY	0- 0	0- 3	4- 4				
0- 0	0- 0	0- 0	NEUTRAL	0- 0	0- 0	0- 0				
4- 6	0- 0	0- 1	NON-CONFERENCE	0- 0	0- 1	4- 4				
2- 1	0- 0	0- 0	HOME	0- 0	0- 0	2- 1				
2- 5	0- 0	0- 1	AWAY	0- 0	0- 1	2- 3				
0- 0	0- 0	0- 0	NEUTRAL	0- 0	0- 0	0- 0				
5- 5	0- 0	0- 0	CONFERENCE	0- 0	0- 2	5- 3				
3- 2	0- 0	0- 0	HOME	0- 0	0- 0	3- 2				
2- 3	0- 0	0- 0	AWAY	0- 0	0- 2	2- 1				
0- 0	0- 0	0- 0	NEUTRAL	0- 0	0- 0	0- 0				

RPI 1-25			RPI 26-50			RPI 51-100			RPI 101+			Team's RPI: 268			
RPI	S	Opponent	Score	RPI	S	Opponent	Score	RPI	S	Opponent	Score	RPI	S	Opponent	Score
				42	A	James Madison	39 56					107	A	Georgia	39 85
												116	A	Radford	49 70
												127	A	High Point	54 56
												177	A	Wisconsin	41 76
												192	H	Hampton	63 84
												195	A	UNC Asheville	36 70
												198	H	Elon	58 57
												253	A	Campbell	59 46
												255	A	Gardner-Webb	64 62
												277	A	Ga. Southern	55 64
												284	A	Wofford	53 70
												290	A	South Carolina St.	58 50
												291	A	Col. of Charleston	71 64
												315	H	Charleston So.	57 52
												334	H	Presbyterian	55 52
												335	H	Western Caro.	57 65
												337	H	USC Upstate	50 76
												341	H	Longwood	77 69
												343	H	N.C. Central	66 41
LAST 12 Division I GAMES:															
				195	A	UNC Asheville	36 70					116	A	Radford	49 70
				127	A	High Point	54 56					337	H	USC Upstate	50 76
				334	H	Presbyterian	55 52					315	H	Charleston So.	57 52
				192	H	Hampton	63 84					341	H	Longwood	77 69
				255	A	Gardner-Webb	64 62					335	H	Western Caro.	57 65
				253	A	Campbell	59 46					277	A	Ga. Southern	55 64

Non-Div I Games: Newberry

63 67

Winthrop

■ Loss,
 ■ Non-Conf,
 ■ S Site,
 ■ H Home
 ■ A Away
 N Neutral

Average RPI Win:	216	WON-LOST	WINNING	LAST 10	STRENGTH OF	OPP. STRENGTH	TEAM	ADJ.	CONF.	ADJ CONF.
Average RPI Loss:	76	RECORD	PCT. RANK	GAMES	SCHEDULE	OF SCHEDULE	RPI	RPI	RPI	RPI
DIV. I ONLY	11- 12	177	0- 1	144	81	177	177	4	4	
DIV. I NON-CONF.	9- 3	61	0- 0	304	206	171	171	6	6	
TOTALS	RPI 1-25	RPI 26-50	W-L RECORDS	RPI 51-100	RPI 101-150	RPI 150+				
11- 12	0- 2	1- 1	OVERALL	1- 5	2- 4	7- 0				
8- 5	0- 0	1- 1	HOME	1- 2	1- 2	5- 0				
1- 6	0- 2	0- 0	AWAY	0- 2	0- 2	1- 0				
2- 1	0- 0	0- 0	NEUTRAL	0- 1	1- 0	1- 0				
9- 3	0- 0	0- 0	NON-CONFERENCE	0- 3	2- 0	7- 0				
6- 1	0- 0	0- 0	HOME	0- 1	1- 0	5- 0				
1- 1	0- 0	0- 0	AWAY	0- 1	0- 0	1- 0				
2- 1	0- 0	0- 0	NEUTRAL	0- 1	1- 0	1- 0				
2- 9	0- 2	1- 1	CONFERENCE	1- 2	0- 4	0- 0				
2- 4	0- 0	1- 1	HOME	1- 1	0- 2	0- 0				
0- 5	0- 2	0- 0	AWAY	0- 1	0- 2	0- 0				
0- 0	0- 0	0- 0	NEUTRAL	0- 0	0- 0	0- 0				

RPI S	Opponent	Score	RPI S	Opponent	Score	RPI S	Opponent	Score	RPI S	Opponent	Score	Team's RPI: 177
13	A Iowa	53 71	33	H Indiana	68 75	57	H Michigan	70 76	114	A Penn St.	64 71	
20	A Maryland	57 75	44	H Purdue	76 69	70	H Duke	53 60	114	H Penn St.	59 65	
						73	A Green Bay	46 55	123	N Pittsburgh	57 42	
						74	N Arkansas	68 69	129	A Minnesota	56 74	
						87	A Northwestern	46 72	129	H Minnesota	50 78	
						100	H Nebraska	70 69	134	H IUPUI	65 64	
									190	A Milwaukee	68 57	
									230	H Marshall	67 49	
									268	H Winthrop	76 41	
									292	N Tennessee St.	58 53	
									311	H North Dakota St.	64 53	
									338	H Evansville	96 60	
									345	H Chicago St.	85 38	
LAST 12 Division I GAMES:												
57	H Michigan	70 76	33	H Indiana	68 75							
20	A Maryland	57 75	13	A Iowa	53 71							
100	H Nebraska	70 69	114	A Penn St.	64 71							
114	H Penn St.	59 65	44	H Purdue	76 69							
87	A Northwestern	46 72	129	A Minnesota	56 74							
129	H Minnesota	50 78	338	H Evansville	96 60							

Non-Div I Games:

Wisconsin

 Loss,
 Non-Conf,
S Site,
 Home
 Away
N Neutral

Average RPI Win:	293	WON-LOST	WINNING	LAST 10	STRENGTH OF	OPP. STRENGTH	TEAM	ADJ.	CONF.	ADJ CONF.
Average RPI Loss:	185	RECORD	PCT. RANK	GAMES	SCHEDULE	OF SCHEDULE	RPI	RPI	RPI	RPI
DIV. I ONLY	8- 11	221	1- 0	342	235	284	284	25	25	
DIV. I NON-CONF.	5- 7	206	0- 0	318	259	257	257	25	25	
TOTALS	RPI 1-25	RPI 26-50	W-L RECORDS	RPI 51-100	RPI 101-150	RPI 150+				
8- 11	0- 0	0- 2	OVERALL	0- 0	0- 2	8- 7				
6- 1	0- 0	0- 0	HOME	0- 0	0- 0	6- 1				
2- 10	0- 0	0- 2	AWAY	0- 0	0- 2	2- 6				
0- 0	0- 0	0- 0	NEUTRAL	0- 0	0- 0	0- 0				
5- 7	0- 0	0- 2	NON-CONFERENCE	0- 0	0- 1	5- 4				
3- 0	0- 0	0- 0	HOME	0- 0	0- 0	3- 0				
2- 7	0- 0	0- 2	AWAY	0- 0	0- 1	2- 4				
0- 0	0- 0	0- 0	NEUTRAL	0- 0	0- 0	0- 0				
3- 4	0- 0	0- 0	CONFERENCE	0- 0	0- 1	3- 3				
3- 1	0- 0	0- 0	HOME	0- 0	0- 0	3- 1				
0- 3	0- 0	0- 0	AWAY	0- 0	0- 1	0- 2				
0- 0	0- 0	0- 0	NEUTRAL	0- 0	0- 0	0- 0				

RPI S	Opponent	Score	RPI S	Opponent	Score	RPI S	Opponent	Score	RPI S	Opponent	Score	Team's RPI: 284
			43	A Georgia Tech	40 81				130	A Chattanooga	82 89	
			47	A Clemson	77 85				138	A Appalachian St.	70 94	
									157	H Mercer	79 81	
									162	A Charlotte	63 85	
									195	A UNC Asheville	46 60	
									244	A Furman	50 63	
									247	A ETSU	79 92	
									255	H Gardner-Webb	59 53	
									261	H Samford	71 62	
									268	H Winthrop	70 53	
									277	A Ga. Southern	81 65	
									291	H Col. of Charleston	78 58	
									313	H UNC Greensboro	93 66	
									334	A Presbyterian	50 61	
									335	H Western Caro.	91 65	
									341	A Longwood	101 72	
									343	A N.C. Central	59 66	
LAST 12 Division I GAMES:												
			261	H Samford	71 62				335	H Western Caro.	91 65	
			157	H Mercer	79 81				43	A Georgia Tech	40 81	
			244	A Furman	50 63				138	A Appalachian St.	70 94	
			247	A ETSU	79 92				343	A N.C. Central	59 66	
			130	A Chattanooga	82 89				341	A Longwood	101 72	
			313	H UNC Greensboro	93 66				255	H Gardner-Webb	59 53	

Non-Div I Games: Warren Wilson 107 30 Southern Wesleyan 110 47 Brevard 106 52

Wofford

Average RPI Win:	217	WON-LOST	WINNING	LAST 10	STRENGTH OF	OPP. STRENGTH	TEAM	ADJ.	CONF.	ADJ CONF.
Average RPI Loss:	130	RECORD	PCT. RANK	GAMES	SCHEDULE	OF SCHEDULE	RPI	RPI	RPI	RPI
DIV. I ONLY	17- 5	37	1- 0	213	205	84	84	20	20	
DIV. I NON-CONF.	7- 4	109	0- 0	106	196	69	69	17	17	
TOTALS	RPI 1-25	RPI 26-50	W-L RECORDS	RPI 51-100	RPI 101-150	RPI 150+				
17- 5	0- 1	0- 0	OVERALL	3- 1	3- 1	11- 2				
7- 1	0- 0	0- 0	HOME	2- 1	1- 0	4- 0				
6- 4	0- 1	0- 0	AWAY	0- 0	1- 1	5- 2				
4- 0	0- 0	0- 0	NEUTRAL	1- 0	1- 0	2- 0				
7- 4	0- 1	0- 0	NON-CONFERENCE	2- 1	1- 0	4- 2				
1- 1	0- 0	0- 0	HOME	1- 1	0- 0	0- 0				
2- 3	0- 1	0- 0	AWAY	0- 0	0- 0	2- 2				
4- 0	0- 0	0- 0	NEUTRAL	1- 0	1- 0	2- 0				
10- 1	0- 0	0- 0	CONFERENCE	1- 0	2- 1	7- 0				
6- 0	0- 0	0- 0	HOME	1- 0	1- 0	4- 0				
4- 1	0- 0	0- 0	AWAY	0- 0	1- 1	3- 0				
0- 0	0- 0	0- 0	NEUTRAL	0- 0	0- 0	0- 0				

RPI 1-25				RPI 26-50				RPI 51-100 Team's RPI: 84				RPI 101+			
RPI	S	Opponent	Score	RPI	S	Opponent	Score	RPI	S	Opponent	Score	RPI	S	Opponent	Score
24	A	Michigan St.	68 84					64	H	Belmont	63 79	125	A	Youngstown St.	68 83
								73	H	Green Bay	85 67	134	A	IUPUI	78 75
								75	H	Kent St.	61 55	134	H	IUPUI	66 59
								90	N	Drexel	71 63	150	N	Marist	76 60
												162	A	Charlotte	85 88
												190	H	Milwaukee	61 57
												211	A	UNLV	68 52
												212	N	Stetson	57 44
												250	N	Hofstra	93 64
												270	A	Cleveland St.	70 65
												274	A	CSU Bakersfield	74 76
												281	A	Northern Ky.	61 55
												304	H	Oakland	69 58
												319	A	Manhattan	60 44
												329	H	Detroit Mercy	78 59
												331	A	UIC	79 46
												331	H	UIC	72 47
LAST 12 Division I GAMES:															
134	H	IUPUI	66 59	281	A	Northern Ky.	61 55								
331	H	UIC	72 47	190	H	Milwaukee	61 57								
329	H	Detroit Mercy	78 59	73	H	Green Bay	85 67								
304	H	Oakland	69 58	331	A	UIC	79 46								
270	A	Cleveland St.	70 65	134	A	IUPUI	78 75								
125	A	Youngstown St.	68 83	162	A	Charlotte	85 88								

Non-Div I Games: Kentucky St. 83 53

Wright St.

■ Loss,
 ■ Non-Conf,
 ■ S Site,
 ■ Home
 ■ A Away
 N Neutral

Average RPI Win:	158	WON-LOST	WINNING	LAST 10	STRENGTH OF	OPP. STRENGTH	TEAM	ADJ.	CONF.	ADJ CONF.
Average RPI Loss:	85	RECORD	PCT. RANK	GAMES	SCHEDULE	OF SCHEDULE	RPI	RPI	RPI	RPI
DIV. I ONLY	10- 5	89	1- 0	42	130	46	46	15	15	
DIV. I NON-CONF.	5- 2	82	0- 0	33	40	23	23	13	13	
TOTALS	RPI 1-25	RPI 26-50	W-L RECORDS	RPI 51-100	RPI 101-150	RPI 150+				
10- 5	0- 0	1- 1	OVERALL	2- 3	2- 0	5- 1				
7- 1	0- 0	1- 1	HOME	2- 0	1- 0	3- 0				
2- 4	0- 0	0- 0	AWAY	0- 3	1- 0	1- 1				
1- 0	0- 0	0- 0	NEUTRAL	0- 0	0- 0	1- 0				
5- 2	0- 0	1- 0	NON-CONFERENCE	1- 2	1- 0	2- 0				
4- 0	0- 0	1- 0	HOME	1- 0	1- 0	1- 0				
0- 2	0- 0	0- 0	AWAY	0- 2	0- 0	0- 0				
1- 0	0- 0	0- 0	NEUTRAL	0- 0	0- 0	1- 0				
5- 3	0- 0	0- 1	CONFERENCE	1- 1	1- 0	3- 1				
3- 1	0- 0	0- 1	HOME	1- 0	0- 0	2- 0				
2- 2	0- 0	0- 0	AWAY	0- 1	1- 0	1- 1				
0- 0	0- 0	0- 0	NEUTRAL	0- 0	0- 0	0- 0				

RPI S	Opponent	Score	RPI S	Opponent	Score	Team's RPI: 46	RPI S	Opponent	Score	RPI S	Opponent	Score
			28	H South Dakota St.	77 70		53	A Saint Mary's (CA)	84 90	128	A Fresno St.	63 56
			39	H New Mexico	75 78		60	A Boise St.	64 72	140	H Montana St.	66 58
							60	H Boise St.	64 52	167	H Denver	78 74
							81	A Pacific	64 70	176	N North Texas	53 49
							95	H Idaho	64 61	194	A Utah St.	42 50
										211	H UNLV	90 62
										251	H San Diego St.	87 45
										327	A San Jose St.	70 56
LAST 12 Division I GAMES:												
			128	A Fresno St.	63 56		211	H UNLV	90 62			
			60	H Boise St.	64 52		60	A Boise St.	64 72			
			327	A San Jose St.	70 56		28	H South Dakota St.	77 70			
			39	H New Mexico	75 78		95	H Idaho	64 61			
			194	A Utah St.	42 50		167	H Denver	78 74			
			251	H San Diego St.	87 45		140	H Montana St.	66 58			

Non-Div I Games: Chadron St. 80 33 UC-Colo. Springs 98 37

Wyoming

Loss, Non-Conf, S Site, H Home A Away N Neutral

Average RPI Win:	216	WON-LOST	WINNING	LAST 10	STRENGTH OF	OPP. STRENGTH	TEAM	ADJ.	CONF.	ADJ CONF.
Average RPI Loss:	82	RECORD	PCT. RANK	GAMES	SCHEDULE	OF SCHEDULE	RPI	RPI	RPI	RPI
DIV. I ONLY	11- 11	159	0- 1	131	98	170	170	6	6	
DIV. I NON-CONF.	9- 2	43	0- 0	279	295	131	131	4	4	
TOTALS	RPI 1-25	RPI 26-50	W-L RECORDS	RPI 51-100	RPI 101-150	RPI 150+				
11- 11	0- 1	0- 3	OVERALL	1- 2	4- 5	6- 0				
9- 5	0- 1	0- 2	HOME	0- 0	3- 2	6- 0				
2- 6	0- 0	0- 1	AWAY	1- 2	1- 3	0- 0				
0- 0	0- 0	0- 0	NEUTRAL	0- 0	0- 0	0- 0				
9- 2	0- 0	0- 0	NON-CONFERENCE	1- 1	2- 1	6- 0				
8- 1	0- 0	0- 0	HOME	0- 0	2- 1	6- 0				
1- 1	0- 0	0- 0	AWAY	1- 1	0- 0	0- 0				
0- 0	0- 0	0- 0	NEUTRAL	0- 0	0- 0	0- 0				
2- 9	0- 1	0- 3	CONFERENCE	0- 1	2- 4	0- 0				
1- 4	0- 1	0- 2	HOME	0- 0	1- 1	0- 0				
1- 5	0- 0	0- 1	AWAY	0- 1	1- 3	0- 0				
0- 0	0- 0	0- 0	NEUTRAL	0- 0	0- 0	0- 0				

RPI	S	Opponent	Score	RPI	S	Opponent	Score	RPI	S	Opponent	Score	RPI	S	Opponent	Score	Team's RPI: 170
8	H	Marquette	44 90	38	H	DePaul	71 73	89	A	Cincinnati	61 79	102	A	Providence	58 71	
				41	A	Villanova	71 75	92	A	Georgetown	61 68	104	A	Creighton	62 66	
				45	H	Butler	41 63	97	A	Wake Forest	62 50	109	A	Seton Hall	80 76	
												109	H	Seton Hall	63 62	
												126	A	St. John's (NY)	41 70	
												126	H	St. John's (NY)	57 76	
												129	H	Minnesota	53 78	
												142	H	Tennessee Tech	70 60	
												146	H	North Ala.	94 81	
												218	H	Bowling Green	65 49	
												232	H	Alabama St.	87 58	
												312	H	New Orleans	61 45	
												318	H	Fairfield	48 35	
												345	H	Chicago St.	91 57	
												347	H	Delaware St.	80 59	
LAST 12 Division I GAMES:																
126	A	St. John's (NY)	41 70	45	H	Butler	41 63									
109	A	Seton Hall	80 76	109	H	Seton Hall	63 62									
38	H	DePaul	71 73	126	H	St. John's (NY)	57 76									
8	H	Marquette	44 90	41	A	Villanova	71 75									
102	A	Providence	58 71	92	A	Georgetown	61 68									
104	A	Creighton	62 66	312	H	New Orleans	61 45									

Non-Div I Games:

Xavier

Average RPI Win:	235	WON-LOST	WINNING	LAST 10	STRENGTH OF	OPP. STRENGTH	TEAM	ADJ.	CONF.	ADJ CONF.
Average RPI Loss:	119	RECORD	PCT. RANK	GAMES	SCHEDULE	OF SCHEDULE	RPI	RPI	RPI	RPI
DIV. I ONLY	13- 6	76	1- 0	176	281	88	88	11	11	
DIV. I NON-CONF.	10- 5	91	1- 0	166	315	81	81	10	10	
TOTALS	RPI 1-25	RPI 26-50	W-L RECORDS	RPI 51-100	RPI 101-150	RPI 150+				
13- 6	0- 0	0- 0	OVERALL	1- 3	1- 2	11- 1				
6- 0	0- 0	0- 0	HOME	1- 0	0- 0	5- 0				
4- 6	0- 0	0- 0	AWAY	0- 3	1- 2	3- 1				
3- 0	0- 0	0- 0	NEUTRAL	0- 0	0- 0	3- 0				
10- 5	0- 0	0- 0	NON-CONFERENCE	0- 3	1- 2	9- 0				
3- 0	0- 0	0- 0	HOME	0- 0	0- 0	3- 0				
4- 5	0- 0	0- 0	AWAY	0- 3	1- 2	3- 0				
3- 0	0- 0	0- 0	NEUTRAL	0- 0	0- 0	3- 0				
3- 1	0- 0	0- 0	CONFERENCE	1- 0	0- 0	2- 1				
3- 0	0- 0	0- 0	HOME	1- 0	0- 0	2- 0				
0- 1	0- 0	0- 0	AWAY	0- 0	0- 0	0- 1				
0- 0	0- 0	0- 0	NEUTRAL	0- 0	0- 0	0- 0				

RPI 1-25				RPI 26-50				RPI 51-100				Team's RPI: 88				RPI 101+			
RPI	S	Opponent	Score	RPI	S	Opponent	Score	RPI	S	Opponent	Score	RPI	S	Opponent	Score	RPI	S	Opponent	Score
								61	A	SFA	57	67	102	A	Providence	42	59		
								68	H	Harvard	65	62	125	A	Youngstown St.	58	56		
								89	A	Cincinnati	52	66	126	A	St. John's (NY)	52	56		
								98	A	Northern Ill.	80	89	196	N	Saint Louis	58	52		
													226	H	Dartmouth	64	49		
													229	N	Niagara	67	64		
													231	H	Colgate	80	61		
													233	N	N.C. A&T	59	49		
													239	A	Brown	71	86		
													239	H	Brown	84	72		
													273	A	Vermont	58	55		
													296	A	Army West Point	62	51		
													298	H	Central Conn. St.	58	46		
													320	H	Saint Peter's	72	56		
													326	A	Wagner	74	41		
LAST 12 Division I GAMES:																			
233	N	N.C. A&T	59	49	239	A	Brown	71	86	196	N	Saint Louis	58	52	298	H	Central Conn. St.	58	46
61	A	SFA	57	67	296	A	Army West Point	62	51	273	A	Vermont	58	55	126	A	St. John's (NY)	52	56
229	N	Niagara	67	64															
226	H	Dartmouth	64	49															
68	H	Harvard	65	62															
239	H	Brown	84	72															

Non-Div I Games:

Yale

■ Loss,
 ■ Non-Conf,
 ■ S Site,
 ■ H Home
 ■ A Away
 N Neutral

Average RPI Win:	237	WON-LOST	WINNING	LAST 10	STRENGTH OF	OPP. STRENGTH	TEAM	ADJ.	CONF.	ADJ CONF.
Average RPI Loss:	95	RECORD	PCT. RANK	GAMES	SCHEDULE	OF SCHEDULE	RPI	RPI	RPI	RPI
DIV. I ONLY	15- 5	52	1- 0	273	203	125	125	20	20	
DIV. I NON-CONF.	6- 3	91	0- 0	79	216	66	66	17	17	
TOTALS	RPI 1-25	RPI 26-50	W-L RECORDS	RPI 51-100	RPI 101-150	RPI 150+				
15- 5	0- 0	0- 1	OVERALL	1- 3	3- 0	11- 1				
11- 1	0- 0	0- 0	HOME	1- 1	2- 0	8- 0				
4- 4	0- 0	0- 1	AWAY	0- 2	1- 0	3- 1				
0- 0	0- 0	0- 0	NEUTRAL	0- 0	0- 0	0- 0				
6- 3	0- 0	0- 1	NON-CONFERENCE	0- 2	2- 0	4- 0				
4- 1	0- 0	0- 0	HOME	0- 1	1- 0	3- 0				
2- 2	0- 0	0- 1	AWAY	0- 1	1- 0	1- 0				
0- 0	0- 0	0- 0	NEUTRAL	0- 0	0- 0	0- 0				
9- 2	0- 0	0- 0	CONFERENCE	1- 1	1- 0	7- 1				
7- 0	0- 0	0- 0	HOME	1- 0	1- 0	5- 0				
2- 2	0- 0	0- 0	AWAY	0- 1	0- 0	2- 1				
0- 0	0- 0	0- 0	NEUTRAL	0- 0	0- 0	0- 0				

RPI 1-25				RPI 26-50				RPI 51-100				RPI 101+				Team's RPI: 125	
RPI	S	Opponent	Score	RPI	S	Opponent	Score	RPI	S	Opponent	Score	RPI	S	Opponent	Score		
				48	A	Bucknell	68 73	73	A	Green Bay	42 60	123	A	Pittsburgh	64 55		
								75	A	Kent St.	34 62	134	H	IUPUI	70 52		
								84	H	Wright St.	83 68	147	H	Akron	72 61		
								88	H	Yale	56 58	190	A	Milwaukee	68 71		
												205	H	Saint Francis (PA)	80 56		
												214	H	Robert Morris	69 59		
												228	H	Loyola Chicago	74 63		
												270	H	Cleveland St.	73 55		
												275	A	Canisius	62 36		
												281	H	Northern Ky.	77 66		
												304	A	Oakland	69 55		
												304	H	Oakland	76 61		
												329	A	Detroit Mercy	85 59		
												329	H	Detroit Mercy	91 45		
												331	H	UIC	81 29		
LAST 12 Division I GAMES:																	
				329	H	Detroit Mercy	91 45	190	A	Milwaukee	68 71						
				304	H	Oakland	76 61	134	H	IUPUI	70 52						
				270	H	Cleveland St.	73 55	331	H	UIC	81 29						
				281	H	Northern Ky.	77 66	304	A	Oakland	69 55						
				84	H	Wright St.	83 68	329	A	Detroit Mercy	85 59						
				73	A	Green Bay	42 60	48	A	Bucknell	68 73						

Non-Div I Games: Thiel 76 53 Carlow 90 31

Youngstown St.

Loss, Non-Conf, S Site, H Home A Away N Neutral